

Department of Social Services

Fiscal Year 2025 Budget Request

Robert Knodell, Director

Master Table of Contents

SUPPORTS DIVISION / DSS BUDGET BOOK 1 OF 10

Department Overview	1
State Auditor's Report and Oversight Evaluations.....	5
Programs Subject to MO Sunset Act.....	7
Department Request Summary.....	13
Supplemental – Child Welfare Subsidy.....	16
Supplemental – MHD Supplemental.....	18
Supplemental – P-EBT.....	24
Supplemental –Hospice Rate Increase.....	27
Supplemental – MO MAPS	30
Supplemental – AEG IGT DMH Increase	33
Supplemental – FRA Transfer Appropriations	35
Supplemental – OA IT Fed Fund Transfer Additional Authority.....	37
Supplemental – Children's Division IV-B	39
Supplemental – SNAP ARPA Authority	41
NDI – SB 186 Implementation-Diligent Searches.....	44
NDI – SB 35 Implementation-License Suspension Notices.....	50
Core – Office of the Director.....	56
Core – Children's Division Residential Program.....	65
Core – Federal Grants and Donations.....	75
Core – Child Care IT Consol Transfer.....	83
Core – OA IT Federal Transfer.....	90
NDI – OA IT Federal Fund Transfer Additional Authority.....	96
Core – Human Resource Center.....	99
Core – State Technical Assistance Team.....	108
Core – Missouri Medicaid Audit and Compliance.....	119
Core – Systems Management.....	130
Core – MMAC Provider Enrollment System.....	139
NDI – MMAC Provider Enrollment System	148
Core – Recovery Audit Contract.....	154
Core – Division of Finance and Administrative Services.....	161
NDI – Compliance and Reporting Support.....	172

Core – Child Welfare Eligibility Unit	177
Core – Revenue Maximization	185
Core – Receipts and Disbursements	192
Core – County Detention Payments	200
Core – Division of Legal Services	208
NDI – Special Assignment Unit (SAU) Support	224
NDI – Fraud Finder	229
Core – Division of Legal Services Permanency	233
Core – Division of Legal Services Permanency Courts Title IV-E Reimbursements	244
Core – Division of Legal Services Permanency Non-Recurring Legal Fees	251
Core – Division of Legal Services Permanency Parents Title IV-E	259

Family Support Division/DSS Budget Book 2 of 10

Department Request Summary	1
NDI- SB 45/90/106 Transitional Benefits	9
NDI- SB 45/90/106 Review Form Submission & MO Employment First Act	18
NDI- Public Health Emergency (PHE)	26
Core – Family Support Division Administration	34
Core – Income Maintenance Field Staff and Operations	48
Core – IM Call Center	75
NDI – FSD Call Center Bot	110
Core – Public Acute Care Hospital	117
Core – Family Support Division Staff Training	124
Core – Electronic Benefits Transfer (EBT)	136
Core – Polk County Trust.....	145
Core – FAMIS	152
NDI – FAMIS	162
Core – Missouri Eligibility and Determination System (MEDES).....	172
NDI – MEDES Adult Medicaid	223
NDI – MEDES ECM	230
Core – Eligibility Verification	238
Core – Food Nutrition.....	253
Core – Missouri Work Programs- Fathers and Families Support Center	266
Core – Missouri Work Programs- Save Our Sons	275
Core – Missouri Work Programs- Higher Aspirations	285
Core – Missouri Work Programs- Total Man Program.....	292
Core – Missouri Work Programs- Community Program for Youth.....	301

Family Support Division/DSS Budget Book 3 of 10

Core – Temporary Assistance- Cash Assistance	308
Core – Temporary Assistance- Integrated Student Support Services.....	317
Core – Temporary Assistance- Drew Lewis Foundation	327
Core – Temporary Assistance- Hope Missions	335
Core – Temporary Assistance- Morningstar Life Center	344

Core – Temporary Assistance- I Am King Foundation	352
Core – Temporary Assistance- St. Paul Mentoring	359
Core – The Village	366
Core – Annie Malone	374
Core – Healthy Marriage/Fatherhood	382
Core – Good Dads- Healthy Marriage Fatherhood.....	393
Core – Good Dads- Columbia.....	400
Core – Powerhouse- Columbia.....	404
Core – Adult Supplementation	411
Core – Supplemental Nursing Care	419
Core – Blind Pension	428
NDI – Blind Pension Rate Increase	438
Core – Blind Administration	445
Core – Services for the Visually Impaired.....	456
Core – STL Society for the Blind & Visually Impaired.....	469
Core – Business Enterprise	475
Core – Refugees and Legal Immigrants	482
Core – Child Support Field Staff and Operations	489
Core – Child Support Federal Grants	500
Core – Missouri Safe Access for Victims (MO-SAVES) Grant	506
Core – Child Support Enforcement Call Center.....	511
Core – Child Support Reimbursement to Counties.....	520
Core – Distribution Pass Through.....	530
Core – Debt Offset Escrow Transfer.....	537

Family Support Division/DSS Budget Book 4 of 10

Department Request Summary	544
TANF Block Grant.....	552
Core – Community Partnerships	553
Core – Missouri Mentoring Partnership	568
Core – Adolescent Program.....	579
Core – West Central MO Community	588
Core – Missouri Work Programs- SkillUP	597
Core – Missouri Work Programs- Adult High School.....	609
Core – Missouri Work Programs- Adult High School Expansion	623

Core – Missouri Work Programs- Jobs League	630
Core – Missouri Work Programs- Jobs for America’s Graduates (JAG)	640
Core – Missouri Work Programs- Community Work Support	648
Core – Missouri Work Programs- Foster Care Jobs Program	660
Core – Missouri Work Programs- Youth Build Works	667
Core – Missouri Work Programs- Youth Build Works KC	675
Core – Year Round Youth Jobs	680
Core – Missouri Work Programs- Employment Connection	684
Core – Missouri Work Programs- MOKAN Institute	693
Core – Missouri Work Programs- Mission St. Louis	702
Core – Missouri Work Programs- Porter House KC	711
Core – Missouri Work Programs- I Pour Life	718
Core – Missouri Work Programs- Southside Early Childhood	725
Core – Missouri Work Programs- Manasseh Ministry	732
Core – Missouri Work Programs- United Way Stl.....	739
Core – Missouri Work Programs- Megan Meier Foundation	746

Family Support Division/DSS Budget Book 5 of 10

Core – Temporary Assistance- Food Banks	753
Core – Temporary Assistance- ABC Today.....	761
Core – Temporary Assistance- Before and After School.....	767
Core – Temporary Assistance- Out of School Support.....	773
Core – Temporary Assistance- Midtown Youth	779
Core – Temporary Assistance- Cochran Youth	784
Core – Temporary Assistance- Living with Purpose	790
Core – Temporary Assistance- Serving Our Streets	799
Core – Temporary Assistance- Boys and Girls Club of Heartland	807
Core – Temporary Assistance- KANBES Markets.....	814
Core – Temporary Assistance- Chris Harris Foundation	821
Core – Temporary Assistance- Walls and Beyond	828
Core – Temporary Assistance- Alphabet Academy Facility KC.....	835
Core – Alternatives to Abortion	842
Core – Community Service Block Grant	853
Core – Emergency Solutions Grant Program CARES.....	868
Core – Food Distribution Program	877

Core – Energy Assistance	886
Core – Habitat for Humanity	905
Core – Domestic Violence	914
Core – Emergency Shelter Domestic Violence.....	927
Core – Shelters for Women	938
Core – Giving Hope & Help.....	946
Core – Synergy Housing Project.....	953
Core – Victims of Crime Act (VOCA) Admin.....	960
Core – Victims of Crime Act (VOCA) Program	969
Core – Assist Victims of Sexual Assault	987

CHILDREN'S DIVISION – DSS BUDGET BOOK 6 OF 10

Department Request Summary	1
NDI – Child Welfare CTC	6
Core – Children's Division Administration.....	13
Core – Child Abuse & Neglect Hotline.....	25
Core – Children's Field Staff and Operations	35
NDI – IV-B Grant Case Worker Visit Enhancement.....	55
NDI – Purchase of New Fleet.....	60
NDI – CCWIS FACES Support.....	65
Core - Children's Family Centered Services.....	69
Core – Children's Team Decision Making.....	80
Core – CCWIS (FACES) Replacement	91
Core – Children's Staff Training	99
NDI – Bachelor of Social Work (BSW) Program.....	108
Core – Children's Staff Training Special Investigation.....	112
Core – Children's Prevention Trafficking and Exploitation.....	119
Core – Prevention of Human Trafficking.....	129
Core – Brief Strategic Family Therapy – Parent Child Interact Therapy.....	141
Core – Birth Match Program	154
Core – Children's Treatment Services	162
Core – Crisis Care.....	176
Core – Family First Prevention Services.....	187
NDI – Family First PSA.....	210
Core – Foster Care.....	218
Core – Foster Care Outdoor Program	228
Core – Foster Care Maintenance Payments	236
Core – Therapeutic Foster Care Placement.....	249
Core – Qualified Residential Treatment Program.....	257
Core – Residential Treatment Services.....	277
Core – Foster Parent Training	289
Core – Foster Youth Educational Assistance.....	298

CHILDREN’S DIVISION – DSS BUDGET BOOK 7 OF 10

Core – Foster Care Case Management Contracts306
Core – Management Contract.....318
NDI – Management Contract.....325
Core – Adoption Subsidy.....329
Core – Guardianship Subsidy339
Core – Family Resource Centers.....349
Core – Kinship Navigator FFPSA375
Core – Transitional Living.....383
Core – Independent Living.....394
Core – Child Assessment Centers.....405
Core – CACs Prevention Sexual Exploitation.....419
Core – Title IV-E Authority Juvenile Courts.....427
Core – Title IV-E Authority CASAs.....434
Core – Child Abuse and Neglect Grant.....441
Core – Foster Care Children’s Account.....449

DIVISION OF YOUTH SERVICES/ DSS Budget Book 8 of 10

Department Request Summary 1
Core – Division of Youth Services Administration.....2
Core – Youth Treatment Programs13
Core – Juvenile Court Diversion34

MO HEALTHNET DIVISION/DSS BUDGET BOOK 9 OF 10

Department Request Summary	1
NDI – MHD Cost to Continue	9
NDI – Managed Care Actuarial Rate Increase	33
NDI – Pharmacy PMPM Increase Specialty	44
NDI – Pharmacy PMPM Increase Non-Specialty	53
NDI – PACE Rate Increase & FTE	62
NDI – Outpatient Fee Schedule Trend.....	68
Core – MO HealthNet Administration.....	73
NDI – Diagnosis Related Groups (DRG)	89
NDI – MMIS FTE	93
NDI – Managed Care Compliance Tool	99
Core – Clinical Services Program Management.....	104
Core – MO HealthNet Transformation	114
Core – Third Party Liability (TPL) Contracts	126
Core – Information Systems	135
NDI – MMIS Operational Costs.....	146
NDI – MMIS Enrollment Broker.....	150
NDI – MMIS Security Risk Assessment.....	154
NDI – MMIS Pharmacy Solutions Trend	158
Core – Closed Loop Social Service Referral Program	162
Core – Health Data Utility	170
Core – Show Me Home.....	177
Core – Pharmacy	187
Core – Pharmacy Clawback	206
Core – Missouri RX Plan.....	215
Core – Pharmacy FRA (PFRA).....	224
Core – Physician	231
NDI – Independent Lab Rate Increase	253
NDI – Ophthalmologist Rate Increase	527
Core – CCBHO	261
Core – PACE.....	268
Core – Dental.....	277
NDI – Anesthesia & Extraction Rate Increase	288
Core – Premium Payments.....	292
NDI – Premium Increase.....	305

TABLE OF CONTENTS

MO HEALTHNET DIVISION/DSS BUDGET BOOK 10 OF 10

Core – Nursing Facilities	309
Core – Home Health	328
Core – Nursing Facilities Reimbursement Allowance (NFRA).....	338
Core – Long Term Support Payments	345
Core – Rehab and Specialty Services	352
NDI – Hospice Rate Increase	368
Core – Non-Emergency Medical Transportation (NEMT).....	372
NDI – NEMT Actuarial Increase	383
Core – Ground Emergency Medical Transportation (GEMT)	387
Core – Complex Rehab Technology.....	394
Core – Managed Care.....	404
Core – Managed Care Specialty Plan.....	419
Core – Hospital Care.....	429
Core – Hospital & Clinic Projects	442
Core – ToRCH	459
Core – Pediatric Pilot Program	467
Core – Physician Payments for Safety Net Hospitals.....	474
Core – Federally Qualified Health Centers (FQHC) Distribution	481
Core – Health Homes.....	511
Core – Federal Reimbursement Allowance (FRA)	521
Core – IGT Safety Net Hospitals.....	528
Core – Children’s Health Insurance Program (CHIP).....	536
Core – Show-Me Healthy Babies	548
Core – School District Medicaid Claiming	561
Core – Blind Pension Medical	573
Core – Adult Expansion Group	583
NDI – MO MAPS	593
NDI – AEG IGT DMH	597
Core – IGT DMH Medicaid Program.....	601
Core – MHD Non-Count Transfers	608
NDI – Non-Count FRA Transfer Appropriation	678
Core – Legal Expense Fund Transfer.....	683

**Department of Social Services
Support Divisions**

**Fiscal Year 2025 Budget Request
Book 1 of 10**

Robert Knodell, Director

Table of Contents

Table of Contents

SUPPORTS DIVISION / DSS BUDGET BOOK 1 OF 10

Department Overview	1
State Auditor’s Report and Oversight Evaluations.....	5
Programs Subject to MO Sunset Act.....	7
Department Request Summary.....	13
Supplemental – Child Welfare Subsidy.....	16
Supplemental – MHD Supplemental.....	18
Supplemental – P-EBT.....	24
Supplemental –Hospice Rate Increase.....	27
Supplemental – MO MAPS	30
Supplemental – AEG IGT DMH Increase	33
Supplemental – FRA Transfer Appropriations	35
Supplemental – OA IT Fed Fund Transfer Additional Authority.....	37
Supplemental – Children’s Division IV-B	39
Supplemental – SNAP ARPA Authority	41
NDI – SB 186 Implementation-Diligent Searches.....	44
NDI – SB 35 Implementation-License Suspension Notices.....	50
Core – Office of the Director.....	56
Core – Children’s Division Residential Program.....	65
Core – Federal Grants and Donations.....	75
Core – Child Care IT Consol Transfer.....	83
Core – OA IT Federal Transfer.....	90
NDI – OA IT Federal Fund Transfer Additional Authority.....	96
Core – Human Resource Center.....	99
Core – State Technical Assistance Team.....	108
Core – Missouri Medicaid Audit and Compliance.....	119
Core – Systems Management.....	130
Core – MMAC Provider Enrollment System.....	139
NDI – MMAC Provider Enrollment System	148
Core – Recovery Audit Contract.....	154
Core – Division of Finance and Administrative Services.....	161
NDI – Compliance and Reporting Support.....	172

Core – Child Welfare Eligibility Unit	177
Core – Revenue Maximization	185
Core – Receipts and Disbursements	192
Core – County Detention Payments	200
Core – Division of Legal Services	208
NDI – Special Assignment Unit (SAU) Support	224
NDI – Fraud Finder	229
Core – Division of Legal Services Permanency	233
Core – Division of Legal Services Permanency Courts Title IV-E Reimbursements	244
Core – Division of Legal Services Permanency Non-Recurring Legal Fees	251
Core – Division of Legal Services Permanency Parents Title IV-E	259

Department Overview



Overview

The Missouri Department of Social Services (DSS) was constitutionally established in 1974. It is charged with the health and general welfare of the people of primary public concern; to secure them there shall be established a department of social services; to provide appropriate public welfare services to promote, safeguard and protect the social well-being and general welfare of children; to help maintain and strengthen family life; and, to provide such public welfare services to aid needy persons who can be so helped to become self-supporting or capable of self-care.

The Office of the Director is charged with the responsibility of providing coordination, direction, and oversight of the following Divisions: Children's Division, Family Support Division, MO HealthNet Division, Division of Youth Services, Division of Finance and Administrative Services, and Division of Legal Services. The Office of the Director also oversees the Human Resource Center, Missouri Medicaid Audit and Compliance, State Technical Assistance Team, the Residential Program Unit, and the Victims Services Unit.

Our Purpose

The Department of Social Services aspires to empower Missourians to live safe, healthy, and productive lives. To achieve these ends, the Department has been working to implement the following initiatives:

- **Safety and well-being for children and youth**
 - Develop community based resources to serve children in state custody.
 - Help build and refine systems to assure equality, outcomes-based residential care.
 - Identify prevention programs that can be funded now or show future promise for use of Family First funding.
 - Bolster support for Missouri resource families.

- **Economic independence for Missourians**
 - Engage with Missouri employers to identify and remove employment barriers.
 - Engage faith based communities to enhance workforce development.
 - Deploy system and technology improvements to improve citizen experience.

- **Best in class Medicaid program**

- Transform hospital inpatient reimbursement with a rebased rate.
 - Transform nursing facility rates to include acuity and quality.
 - Implement Project: Hep Cure to eliminate Hepatitis C in Missouri.
 - Enhance Medicaid data and analytics capabilities through additional data sources.
- **High-performing teams**
 - Develop a talent pipeline for future DSS employees.
 - Maximize opportunities to utilize distributed work within appropriate constraints for accountability and effective citizen service.
 - Manage with performance informed strategies.
 - Identify and implement internal talent development programs.

Focus: DSS

The Department of Social Services management team will enhance our capabilities to meet these needs through the launch of a new back to basics strategic management initiative centered on better supporting communities, customers, and employees.

- **Improving the lives of our customers**
 - Orient toward customers
 - Serve with transparency
 - Quickly, accurately respond
 - Keep it simple
 - Use informed compassion
 - Ensure fiscal prudence
- **Improving the lives in our communities**
 - Focus on outcomes
 - Engage our partners
 - Put families first
 - Inspire our clients
 - Develop skilled clients
 - Improve children's lives
- **Improving the lives of our employees**
 - Reduce the burden
 - Communicate with purpose
 - Lead with heart
 - Embrace learning moments
 - Make data-driven decisions
 - Focus on value-added work



Department Strategic Overview: FY25 Budget

Our Purpose

The Department of Social Services aspires to empower Missourians to live safe, healthy, and productive lives. To achieve these ends, the Department has been working to implement the following initiatives:

FY 2024 Highlights and On-Going Initiatives

- **Improving the lives of our customers**
 - Eliminating the backlog of Medicaid authorization applications to meet federal compliance requirements.
 - Reducing the number of children 'on the run' from state custody by locating and engaging these children with appropriate interventions.
 - Construction of a new Rock Bridge Day Treatment Center to assist numerous children served by the Division of Youth Services.
 - Implementation of a new specialty service managed care contract that provides enhanced supports and targeted services for children and youth.
 - Integration of existing and new technologies to streamline and improve the customer-service focus of the Department. These include, but are not limited to:
 - Transition to the Genesys call center system to better serve citizens through call center functions.
 - Establishment of the Current workflow assignment and monitoring system to reduce application processing times.
 - Launching an on-line chat bot and service-by-text system to reduce call wait times in the DSS call center.
 - Improved services through the MyDSS system aimed at improving customer experience for benefit application and processing.
 - Refactoring and updating of the MACCS child support transactions system.
 - Development of a comprehensive one-stop online portal for customer service delivery.
 - Development of an on-line appointment scheduling system that allows customers to choose when they would like to speak with a person to assist in completing their program application and recertification process.
 - Implementation of a new FACES system that serves as the case management system of record for numerous DSS clients.
- **Improving the lives in our communities**
 - Partnering with key stakeholders to initiate an expansion of available foster homes for emergency and on-going child placement opportunities.
 - Implementation of voter-approved and General Assembly-funded Medicaid expansion group eligibilities.

- A contemporary re-basing of numerous Medicaid provider groups including the establishment of value-based payment methodologies to expand the network of available providers for those receiving Medicaid services.
 - Working to increase efforts to reduce pregnancy-associated mortalities among those receiving Medicaid services.
 - Integrating social determinants of health information to on-going DSS operations to innovate through data-driven decision processes.
 - Enhancing supports and opportunities to expand and showcase Missouri's award-winning Rehabilitation Services for the Blind.
 - Working to identify facility security and safety deficiencies to reduce the likelihood of children going on the run.
- **Improving the lives of our employees**
 - Implementation of new hiring and retention strategies to reduce caseloads, overtime expectations, and on-call circumstances that are driving burn-out and departure by new and seasoned veteran employees alike.
 - Work to utilize flexibilities provided by the General Assembly to increase employee salaries in targeted high-need, high-risk positions.
 - Providing mobile phone technologies to Children's Division field employees to provide safer and more appropriate tools to protect employees from threats and harmful situations.
 - Design and implementation of new technology platforms that will improve efficiency, reduce data entry redundancy, and become more intuitive for employees that will focus on the necessity of improved customer service to Missourians.

FY 2025 Preview

Utilizing these themes as our framework, DSS is poised to transform the focus and delivery of services for our customers, communities, and employees.

- **Improving the lives of our customers**
 - Reduce wait times, processing times, and challenges associated with service delivery by DSS.
 - Utilize technology to maximize the transparency and ease of service delivery to our customers.
 - Provide clarity and on-going services to eligible Missourians throughout the transition to the end of the federally-declared public health emergency.
- **Improving the lives in our communities**
 - Expand stakeholder engagement, community engagement, and media engagement through transparent on-going communication efforts that provide a stabilizing partnership for on-going service delivery.
 - Engage stakeholders earlier in the social service delivery process to improve outcomes for children, youth, and families through creative partnerships and better asset and resource allocation.
 - Expand the network of available foster and adoption care placements for children in emergency and on-going residential needs.
- **Improving the lives of our employees**
 - Demonstrate a pressing, data-supported case for improving compensation for attraction, retention, and development of targeted DSS employees.
 - Improve staffing ratios for Children's Division and Division of Youth Services team members that are providing direct care services and protections for some of Missouri's most at-risk and vulnerable children and youth.
 - Enhance security and safety resources for DSS employees both at state-operated facilities where clients are present, but also for those conducting field visits and services.

State Auditor's Reports and Oversight Evaluations

State Auditor's Reports and Oversight Evaluations

Program or Division Name	Type of Report	Date Issued	Website
State of Missouri Single Audit Year Ended June 30, 2015	State Auditor's Report Report No. 2016-016	03/2016	www.auditor.mo.gov Audit Reports
State of Missouri Single Audit Year Ended June 30, 2016	State Auditor's Report Report No. 2017-018	03/2017	www.auditor.mo.gov Audit Reports
State of Missouri Single Audit Year Ended June 30, 2017	State Auditor's Report Report No. 2018-016	03/2018	www.auditor.mo.gov Audit Reports
Social Services/Family Support Division Supplemental Nutrition Assistance Program (SNAP) Data Analytics Program	State Auditor's Report Report No. 2018-032	06/2018	www.auditor.mo.gov Audit Reports
Domestic Violence Shelter Funding Year Ended December 31, 2017	State Auditor's Report Report No. 2018-087	09/2018	www.auditor.mo.gov Audit Reports
Social Services/Family Support Division Temporary Assistance for Needy Families (TANF) Data Analytics	State Auditor's Report Report No. 2018-105	10/2018	www.auditor.mo.gov Audit Reports
Social Services/MO HealthNet Division Home and Community Based Services	State Auditor's Report Report No. 2018-125	12/2018	www.auditor.mo.gov Audit Reports
Social Services/Children's Division Child Abuse and Neglect Hotline Unit	State Auditor's Report Report No. 2018-133	12/2018	www.auditor.mo.gov Audit Reports
Social Services/MO HealthNet Division Prescription Drug Oversight	State Auditor's Report Report No. 2018-134	12/2018	www.auditor.mo.gov Audit Reports
State of Missouri Single Audit Year Ended June 30, 2018	State Auditor's Report Report No. 2019-021	03/2019	www.auditor.mo.gov Audit Reports

Comprehensive Annual Financial Report - Report on Internal Control, Compliance, and Other Matters Year Ended June 30, 2019	State Auditor's Report Report No. 2020-010	03/2020	www.auditor.mo.gov Audit Reports
State of Missouri Single Audit Year Ended June 30, 2019	State Auditor's Report Report No. 2020-014	03/2020	www.auditor.mo.gov Audit Reports
Social Services/ MO HealthNet Division and Family Support Division Medicaid Managed Care Program	State Auditor's Report Report No. 2020-088	11/2020	www.auditor.mo.gov Audit Reports
Comprehensive Annual Financial Report - Report on Internal Control, Compliance, and Other Matters Year Ended June 30, 2020	State Auditor's Report Report No. 2021-017	03/2021	www.auditor.mo.gov Audit Reports
State of Missouri Single Audit Year Ended June 30, 2020	State Auditor's Report Report No. 2021-024	05/2021	www.auditor.mo.gov Audit Reports
Annual Comprehensive Financial Report Report on Internal Control, Compliance, and Other Matters Year Ended June 30, 2021	State Auditor's Report Report No. 2022-022	03/2022	www.auditor.mo.gov Audit Reports
State of Missouri Single Audit Year Ended June 30, 2021	State Auditor's Report Report No. 2022-043	07/2022	www.auditor.mo.gov Audit Reports
Annual Comprehensive Financial Report Report on Internal Control, Compliance, and Other Matters Year Ended June 30, 2022	State Auditor's Report Report No. 2023-022	05/2023	www.auditor.mo.gov Audit Reports
State of Missouri Single Audit Year Ended June 30, 2022	State Auditor's Report Report No. 2023-030	07/2023	www.auditor.mo.gov Audit Reports

The chart above includes audits released by the State Auditor's Office in FY16, FY17, FY18, FY19, FY20, FY21, FY 22 and FY 23.

Last updated: 7/26/2023

Programs Subject to MO Sunset Act

Program	Statutes Establishing	Sunset Date*	Termination Date	Review Status
Supplemental Nutrition Assistance Program (SNAP) - Pilot Program for Access to Fresh Food	§208.018 Sunset Clause: §208.018.6.	August 28, 2027	September 1, 2028	HB 432 (2021) extended the sunset date to six years after Aug. 28, 2021. SB 680 (2014) and SB 727 (2014) authorized a Pilot Program to supplement the Supplemental Nutrition Assistance Program. The pilot program provides SNAP participants with access and ability to purchase fresh food at farmers' markets.
Hand-Up Program	§208.053 Sunset Clause: §208.053.5.	August 28, 2024	September 1, 2025	SB 683 (2022) Section 208.053 transferred to the department of elementary and secondary education. HB 432 (2021) applicants to receive transitional child care benefits. CD, subject to appropriation, to implement a pilot by July 1, 2022.
Ground Ambulance Service Reimbursement Allowance	§190.800 - 190.839 Expiration Date: §190.839	September 30, 2024		SB 1 (First Extraordinary Session 2021) extended the expiration date for the Ground Ambulance Service Reimbursement Allowance to September 30, 2024. HB 2456 (2020) extended the expiration date for the Ground Ambulance Service Reimbursement Allowance to September 30, 2021. SB 29 (2019) extended the expiration date for the Ground Ambulance Service Reimbursement Allowance to September 30, 2020. SB 775 (2018) extended the expiration date for the Ground Ambulance Service Reimbursement Allowance to September 30, 2019. HB 1534 (2016) extended the expiration date for the Ground Ambulance Service Reimbursement Allowance to September 30, 2018. The Ground Ambulance Service Reimbursement Allowance is a critical funding stream to provide state matching funds for federal reimbursement under the state/federal Medicaid program.

Program	Statutes Establishing	Sunset Date*	Termination Date	Review Status
Nursing Facility Reimbursement Allowance	§198.401 - 198.439 Expiration Date: §198.439	September 30, 2024		<p>SB 1 (First Extraordinary Session 2021) extended the expiration date for the Nursing Facility Reimbursement Allowance to September 30, 2024. HB 2456 (2020) extended the expiration date for the Nursing Facility Reimbursement Allowance to September 30, 2021. SB 29 (2019) extended the expiration date for the Nursing Facility Reimbursement Allowance to September 30, 2020. SB 775 (2018) extended the expiration date for the Nursing Facility Reimbursement Allowance to September 30, 2019. HB 1534 (2016) extended the expiration date of the Nursing Facility Reimbursement Allowance to September 30, 2018.</p> <p>The Nursing Facility Reimbursement Allowance is a critical funding stream to provide state matching funds for federal reimbursement under the state/federal Medicaid program.</p>
Medicaid Managed Care Organization Reimbursement Allowance	§208.437 Expiration Date: §208.437.5.	September 30, 2024		<p>SB 1 (First Extraordinary Session 2021) extended the expiration date for the Medicaid Managed Care Organization Reimbursement Allowance to September 30, 2024. HB 2456 (2020) extended the expiration date for the Medicaid Managed Care Organization Reimbursement Allowance to September 30, 2021. SB 29 (2019) extended the expiration date for the Medicaid Managed Care Reimbursement Allowance to September 30, 2020. SB 775 (2018) extended the expiration date of the Medicaid Managed Care Reimbursement Allowance to September 30, 2019. HB 1534 (2016) extended the expiration date of the Medicaid Managed Care Reimbursement Allowance to September 30, 2018.</p> <p>Although allowable in statute, current federal law does not allow the state to operate the MO HealthNet Managed Care Reimbursement Allowance because it is not a broad based tax.</p>

Program	Statutes Establishing	Sunset Date*	Termination Date	Review Status
Federal Reimbursement Allowance	§208.453 - 208.480 Expiration Date: §208.480	September 30, 2024		<p>SB 1 (First Extraordinary Session 2021) extended the expiration date for the Federal Reimbursement Allowance to September 30, 2024. HB 2456 (2020) extended the expiration date for the Federal Reimbursement Allowance to September 30, 2021. SB 29 extended the expiration date for the Federal Reimbursement Allowance to September 30, 2020. SB 775 (2018) extended the expiration date of the Federal Reimbursement Allowance to September 30, 2019. HB 1534 (2016) extended the expiration date of the Federal Reimbursement Allowance to September 30, 2018.</p> <p>The Federal Reimbursement Allowance (hospital tax) is a critical funding stream to provide state matching funds for federal reimbursement under the state/federal Medicaid program.</p>
Pharmacy Tax	§ 338.500 - 338.550 Expiration Date: §338.550.2.	September 30, 2024		<p>SB 1 (First Extraordinary Session 2021) extended the expiration date for the Pharmacy Tax to September 30, 2024. HB 2456 (2020) extended the expiration date for the Pharmacy Tax to September 30, 2021. SB 29 (2019) extended the expiration date for the Pharmacy Tax to September 30, 2020. SB 775 (2018) extended the expiration date of the Pharmacy Tax to September 30, 2019. HB 1534 (2016) extended the expiration date of the Pharmacy Tax to September 30, 2018.</p> <p>The Pharmacy Tax is a critical funding stream to provide state matching funds for federal reimbursement under the state/federal Medicaid program.</p>

Program	Statutes Establishing	Sunset Date*	Termination Date	Review Status
<p>Assessment on Intermediate Care Facilities for the Intellectually Disabled</p>	<p>§633.401 Expiration Date: §633.401.16.</p>	<p>September 30, 2024</p>		<p>SB 1 (First Extraordinary Session 2021) extended the expiration date for the Assessment on Intermediate Care Facilities for the Intellectually Disabled to September 30, 2024. HB 2456 (2020) extended the expiration date for the Assessment on Intermediate Care Facilities for the Intellectually Disabled to September 30, 2021. SB 29 (2019) extended the expiration date for the Assessment on Intermediate Care Facilities for the Intellectually Disabled Intermediate Care Facility for the Intellectually Disabled to September 30, 2020. SB 775 (2018) extended the termination date of the Intermediate Care Facility for the Intellectually Disabled to September 30, 2019. HB 1534 (2016) extended the termination date of the Assessment on Intermediate Care Facilities for the Intellectually Disabled to September 30, 2018. The Assessment on Intermediate Care Facilities for the Intellectually Disabled is a critical funding stream to provide state matching funds for federal reimbursement to under the state/federal Medicaid program.</p>
<p>Missouri Rx Plan</p>	<p>§208.780 - 208.798 Termination Date: §208.798</p>	<p>August 28, 2029</p>		<p>HB 2400 (2022) extended the termination date to August 28, 2029. SB 139 (2017) extended the termination date to August 28, 2022. SB 754 extended the termination date to August 28, 2017. HB 412 (2011) extended the termination date for the Missouri Rx Program from the Missouri Senior Rx Program to August 28, 2014. The Missouri Rx Program provides prescription drug assistance benefits to the elderly and disabled.</p>

Program	Statutes Establishing	Sunset Date*	Termination Date	Review Status
Contributions to Maternity Homes Tax Credit	§135.600	Sunset Removed		HB 430 (2021) removed sunset clause. HBs 1288, 1377 & 2050 (2018) extended the sunset date of the Contributions to Maternity Homes Tax Credit to December 31, 2024. HB 1132 (2014) authorized the Contributions to Maternity Homes Tax Credit until June 30, 2020. The Maternity Homes Tax Credit is an amount equal to fifty percent of the amount the taxpayer contributed to a maternity home.
Diaper Bank Tax Credit	§135.621 Sunset Clause: §135.621.11.	December 31, 2024	September 1, 2025	HBs 1288, 1377 & 2050 (2018) authorized the Diaper Bank Tax Credit. The Diaper Bank Tax Credit sunsets December 31, 2024. Beginning July 1, 2019, allows a taxpayer to claim a tax credit in an amount equal to fifty percent of the amount of the taxpayer's contributions to a diaper bank.
Ticket-to-Work Health Assurance Program	§208.146 Expiration Date: §208.146.9.	August 28, 2025		SBs 45&90 and SB 106 (2023) amends the Ticket-to-Work Program but does not change the expiration date. SB 514 (2019) extended the termination date for the Ticket-to-Work Program to August 28, 2025. SB 577 (2007) authorized the Ticket-to-Work Program. SB 127 (2013) extended the termination date to August 28, 2019. The Ticket-to-Work Program allows medical assistance to be paid for a person who is employed, subject to appropriations and in accordance with the federal Ticket to Work and Work Incentives Improvement Act of 1999.
Champion For Children Tax Credit	§135.341 Sunset Clause: §135.341.9.	December 31, 2025	September 1, 2026	HBs 1288, 1377 & 2050 (2018) extended the sunset date of the Champion For Children Tax Credit to December 31, 2025. SBs 20, 15 & 19 (2013) authorized the Champion For Children Tax Credit to December 31, 2019. The Champion For Children Tax Credit may be claimed for an amount up to fifty percent of a contribution to three qualified agencies: CASA, child advocacy centers, or crisis care centers.

Program	Statutes Establishing	Sunset Date*	Termination Date	Review Status
Pregnancy Resource Center Tax Credit	§135.630 Sunset Clause: §135.630.9.	Sunset Removed		<p>HB 126 (2019) removed section 23.253 (MO Sunset Act) from this section 135.630. HBs 1288, 1377 & 2050 (2018) extended the sunset to December 31, 2024. SBs 20, 15, & 19 (2013) reauthorized the Pregnancy Resource Center Tax Credit with a sunset of December 31, 2019. HB 1485 (2006) authorized the Pregnancy Resource Center Tax Credit with a sunset of August 28, 2012.</p> <p>The Pregnancy Resource Center Tax Credit allows people to claim tax credits for donations to qualified pregnancy resource centers.</p>

Department Request Summary

DEPARTMENT OF SOCIAL SERVICES
FISCAL YEAR 2025 BRASS SECTION SUMMARY

H.B. Sec.	Decision Item Name	2025 Department Request				
		FTE	GR	FF	OF	Total
11.005	Office of the Director					
	Core	2.93	178,747	176,333	37,211	392,291
	<i>Total</i>	2.93	178,747	176,333	37,211	392,291
11.010	CD Residential Program					
	Core	32.00	1,362,604	509,100	0	1,871,704
	<i>Total</i>	32.00	1,362,604	509,100	0	1,871,704
11.015	Federal Grants and Donations					
	Core	0.00	0	2,000,000	33,999	2,033,999
	<i>Total</i>	0.00	0	2,000,000	33,999	2,033,999
11.017	Child Care IT Consol Transfer					
	Core	0.00	0	0	0	0
	<i>Total</i>	0.00	0	0	0	0
11.017	OA IT Fed Fund TRF					
	Core	0.00	0	19,344,000	0	19,344,000
	NDI - OA IT Fed Fund Authority	0.00	0	7,004,800	0	7,004,800
	<i>Total</i>	0.00	0	26,348,800	0	26,348,800
11.020	Human Resource Center					
	Core	10.50	340,691	273,673	0	614,364
	<i>Total</i>	10.50	340,691	273,673	0	614,364
11.025	STAT					
	Core	27.50	1,785,783	0	0	1,785,783
	<i>Total</i>	27.50	1,785,783	0	0	1,785,783
11.030	MO Medicaid Audit & Compliance					
	Core	90.05	2,216,004	3,173,512	552,493	5,942,009
	<i>Total</i>	90.05	2,216,004	3,173,512	552,493	5,942,009
11.035	Systems Management					
	Core	0.00	1,117,552	5,882,448	0	7,000,000
	<i>Total</i>	0.00	1,117,552	5,882,448	0	7,000,000

DEPARTMENT OF SOCIAL SERVICES
FISCAL YEAR 2025 BRASS SECTION SUMMARY

H.B. Sec.	Decision Item Name	2025 Department Request				
		FTE	GR	FF	OF	Total
11.037	MMAC PROVIDER ENROLLMENT					
	Core	0.00	0	0	0	0
	NDI - MMAC Provider Enrollment System	0.00	2,650,000	23,850,000	0	26,500,000
	<i>Total</i>	0.00	2,650,000	23,850,000	0	26,500,000
11.040	Recovery Audit & Compliance Contract					
	Core	0.00	0	0	1,200,000	1,200,000
	<i>Total</i>	0.00	0	0	1,200,000	1,200,000
11.045	Finance and Administrative Services					
	Core	55.02	2,722,712	1,648,955	1,265,574	5,637,241
	NDI - Compliance and Reporting Support	0.00	578,663	466,949	0	1,045,612
	<i>Total</i>	55.02	3,301,375	2,115,904	1,265,574	6,682,853
11.050	Child Welfare Eligibility Unit					
	Core	35.00	810,230	700,391	0	1,510,621
	<i>Total</i>	35.00	810,230	700,391	0	1,510,621
11.055	Revenue Maximization					
	Core	0.00	0	3,000,000	0	3,000,000
	<i>Total</i>	0.00	0	3,000,000	0	3,000,000
11.060	Receipt & Disbursement - Refunds					
	Core	0.00	0	21,302,000	5,894,000	27,196,000
	<i>Total</i>	0.00	0	21,302,000	5,894,000	27,196,000
11.065	County Detention Payments					
	Core	0.00	1,171,980	0	0	1,171,980
	<i>Total</i>	0.00	1,171,980	0	0	1,171,980
11.070	Legal Services					
	Core	105.42	2,533,394	3,261,415	922,913	6,717,722
	NDI - SB 186 Implementation	1.00	50,295	29,537	0	79,832
	NDI - SB 35 Implementation	3.00	89,164	173,054	0	262,218
	NDI - Special Assignment Unit (SAU) Support	2.00	138,518	0	0	138,518
	NDI - Fraud Finder	2.00	72,059	72,059	0	144,118
	<i>Total</i>	113.42	2,883,430	3,536,065	922,913	7,342,408

DEPARTMENT OF SOCIAL SERVICES
FISCAL YEAR 2025 BRASS SECTION SUMMARY

H.B. Sec.	Decision Item Name	2025 Department Request				
		FTE	GR	FF	OF	Total
11.075	DLS Permanency					
	Core	69.00	5,743,357	3,198,343	76,389	9,018,089
	<i>Total</i>	69.00	5,743,357	3,198,343	76,389	9,018,089
11.075	DLS Perm Courts Title IVE Remb					
	Core	0.00	0	600,000	0	600,000
	<i>Total</i>	0.00	0	600,000	0	600,000
11.075	DLS Permanency NRLG					
	Core	0.00	2,019,345	1,234,955	0	3,254,300
	<i>Total</i>	0.00	2,019,345	1,234,955	0	3,254,300
11.075	DLS Permanency Parent					
	Core	0.00	0	150,000	0	150,000
	<i>Total</i>	0.00	0	150,000	0	150,000
	<i>Supports Core Total</i>	427.42	22,002,399	66,455,125	9,982,579	98,440,103
	<i>Supports NDI Total</i>	8.00	3,578,699	31,596,399	0	35,175,098
	<i>Supports Non Count Total</i>	0.00	0	(26,348,800)	0	(26,348,800)
	<i>Total Supports</i>	435.42	25,581,098	71,702,724	9,982,579	107,266,401

Supplemental – Child Welfare

SUPPLEMENTAL NEW DECISION ITEM

Department of Social Services		House Bill Section	Various
Division: Children's Division			
DI Name: Child Welfare Subsidy	DI# 2886001	Original FY 2023 House Bill Section, if applicable	Various

1. AMOUNT OF REQUEST

	FY 2024 Supplemental Budget Request			
	GR	Federal	Other	Total
PS	0	0	0	0
EE	0	0	0	0
PSD	1,807,815	2,200,769	0	4,008,584
TRF	0	0	0	0
Total	1,807,815	2,200,769	0	4,008,584

FTE	0.00	0.00	0.00	0.00
POSITIONS	0	0	0	0
NUMBER OF MONTHS POSITIONS ARE NEEDED:	_____			

Est. Fringe	0	0	0	0
--------------------	---	---	---	---

Note: Fringes budgeted in House Bill 5 except for certain fringes budgeted directly to MoDOT, Highway Patrol, and Conservation.

Other Funds: N/A
Non-Counts: N/A

	FY 2024 Supplemental Governor's Recommendation			
	GR	Federal	Other	Total
PS	0	0	0	0
EE	0	0	0	0
PSD	0	0	0	0
TRF	0	0	0	0
Total	0	0	0	0

FTE	0.00	0.00	0.00	0.00
POSITIONS	0	0	0	0
NUMBER OF MONTHS POSITIONS ARE NEEDED:	_____			

Est. Fringe	0	0	0	0
--------------------	---	---	---	---

Note: Fringes budgeted in House Bill 5 except for certain fringes budgeted directly to MoDOT, Highway Patrol, and Conservation.

Other Funds:
Non-Counts:

2. WHY IS THIS SUPPLEMENTAL FUNDING NEEDED? INCLUDE THE FEDERAL OR STATE STATUTORY OR CONSTITUTIONAL AUTHORIZATION FOR THIS PROGRAM.

Funding shortfalls are projected in children's placement costs and services for Adoption Subsidy, Guardianship Subsidy and Kinship Navigator. There are several reasons for the shortfall.

First, the number of children moving to permanent homes through either adoption or guardianship has increased. With increased efforts through legislation expanding the definition of eligible guardians, CD has seen an increase in the number of children in guardianship. Children in Adoption Subsidy increased by an average of 75 children in FY23 compared to the FY22 average. Children in Subsidized Guardianship grew by 75 in FY23 compared to FY22. CD continues to place a concentrated effort to decrease the number of children in Foster Care by moving them to a permanent home. As a result, the number of children moving to permanency are expected to increased in FY25 and FY26.

The following programs do not currently have enough funding to cover the cost for this fiscal year which is essential to continue to provide same level of services. While there are areas in the budget that have lapse, those sections are restricted by guidelines, set by the legislature, on the availability to flex in areas that CD has a shortfall.

State statute: Sections 453.005 - 453.170, RSMo.; Federal: 42 USC Sections 670 and 5101.

SUPPLEMENTAL NEW DECISION ITEM

Department of Social Services		House Bill Section	<u>Various</u>
Division: Children's Division			
DI Name: Child Welfare Subsidy	DI# 2886001	Original FY 2023 House Bill Section, if applicable	<u>Various</u>

3. DESCRIBE THE DETAILED ASSUMPTIONS USED TO DERIVE THE SPECIFIC REQUESTED AMOUNT. (How did you determine that the requested number of FTE were appropriate? From what source or standard did you derive the requested levels of funding? Were alternatives such as outsourcing or automation considered? If based on new legislation, does request tie to TAFP fiscal note? If not, explain why.

Projected shortfalls are based on August End of Month Projections.

<u>HB</u>	<u>Department Request</u>	<u>Total need</u>	<u>GR</u>	<u>FF</u>
11.785	Adoption Subsidy	(\$2,293,540)	(\$948,608)	(\$1,344,932)
11.785	Guardianship Subsidy	(\$1,591,124)	(\$859,207)	(\$731,917)
11.380	Kinship Navigator	(\$123,920)	\$0	(\$123,920)
		(\$4,008,584)	(\$1,807,815)	(\$2,200,769)

4. BREAK DOWN THE REQUEST BY BUDGET OBJECT CLASS, JOB CLASS, AND FUND SOURCE.

<u>Budget Object Class/Job Class</u>	<u>Dept Req GR DOLLARS</u>	<u>Dept Req GR FTE</u>	<u>Dept Req FED DOLLARS</u>	<u>Dept Req FED FTE</u>	<u>Dept Req OTHER DOLLARS</u>	<u>Dept Req OTHER FTE</u>	<u>Dept Req TOTAL DOLLARS</u>	<u>Dept Req TOTAL FTE</u>
400 - Professional Services	0		0		0		0	
Total EE	0		0		0		0	
800 - Program Distributions	1,807,815		2,200,769		0		4,008,584	
Total PSD	1,807,815		2,200,769		0		4,008,584	
Grand Total	1,807,815	0.0	2,200,769	0.0	0	0.0	4,008,584	0.0

<u>Budget Object Class/Job Class</u>	<u>Gov Rec GR DOLLARS</u>	<u>Gov Rec GR FTE</u>	<u>Gov Rec FED DOLLARS</u>	<u>Gov Rec FED FTE</u>	<u>Gov Rec OTHER DOLLARS</u>	<u>Gov Rec OTHER FTE</u>	<u>Gov Rec TOTAL DOLLARS</u>	<u>Gov Rec TOTAL FTE</u>
Total EE	0		0		0		0	
Program Distributions							0	
Total PSD	0		0		0		0	
Grand Total	0	0.0	0	0.0	0	0.0	0	0.0

Supplemental – MHD Supplemental

SUPPLEMENTAL NEW DECISION ITEM

Department: Social Services	House Bill Section	Various
Division: MO HealthNet		
DI Name: MHD Supplemental	DI# 2886002	Original FY 2023 House Bill Section, if applicable
		Various

1. AMOUNT OF REQUEST

	FY 2024 Supplemental Budget Request			
	GR	Federal	Other	Total
PS	0	0	0	0
EE	0	0	0	0
PSD	195,033,570	162,266,256	661,424	357,961,250
TRF	0	0	0	0
Total	195,033,570	162,266,256	661,424	357,961,250

FTE	0.00	0.00	0.00	0.00
POSITIONS	0	0	0	0
NUMBER OF MONTHS POSITIONS ARE NEEDED:				

Est. Fringe	0	0	0	0
--------------------	---	---	---	---

Note: Fringes budgeted in House Bill 5 except for certain fringes budgeted directly to MoDOT, Highway Patrol, and Conservation.

Other Funds: Pharmacy Reimbursement Allowance Fund (0144) - \$396,927
 Nursing Facility Reimb Allowance Fund (0196) - \$243,928
 Ambulance Reimbursement Allowance Fund (0958) - \$20,569
 Non-Counts: N/A

	FY 2024 Supplemental Governor's Recommendation			
	GR	Federal	Other	Total
PS	0	0	0	0
EE	0	0	0	0
PSD	0	0	0	0
TRF	0	0	0	0
Total	0	0	0	0

FTE	0.00	0.00	0.00	0.00
POSITIONS	0	0	0	0
NUMBER OF MONTHS POSITIONS ARE NEEDED:				

Est. Fringe	0	0	0	0
--------------------	---	---	---	---

Note: Fringes budgeted in House Bill 5 except for certain fringes budgeted directly to MoDOT, Highway Patrol, and Conservation.

Other Funds: N/A
 Non-Counts: N/A

2. WHY IS THIS SUPPLEMENTAL FUNDING NEEDED? INCLUDE THE FEDERAL OR STATE STATUTORY OR CONSTITUTIONAL AUTHORIZATION FOR THIS PROGRAM.

Based on actual MO HealthNet Division (MHD) program expenditures through August 2023 and historical trends, it is anticipated that additional funding will be necessary to operate current MO HealthNet programs for State Fiscal Year (SFY) 2024. Also included in SFY 2024 is an additional claims processing day due to the leap year in Calendar Year 2024. MHD estimates the total additional expenditures for this one additional day to be around \$16 million. Programs with estimated shortfalls are listed below. Lapse is being used to offset the total need.

SUPPLEMENTAL NEW DECISION ITEM

Department: Social Services	House Bill Section	Various
Division: MO HealthNet		
DI Name: MHD Supplemental	DI# 2886002	Original FY 2023 House Bill Section, if applicable
		Various

3. DESCRIBE THE DETAILED ASSUMPTIONS USED TO DERIVE THE SPECIFIC REQUESTED AMOUNT. (How did you determine that the requested number of FTE were appropriate? From what source or standard did you derive the requested levels of funding? Were alternatives such as outsourcing or automation considered? If based on new legislation, does request tie to TAFP fiscal note? If not, explain why.)

Based on actual expenditures through August 2023 and historical trends, it is estimated that additional funding will be needed in Fiscal Year 2024. The tables below outline the supplemental need by program.

	Department Request			
	GR	Federal	Other	Total
Pharmacy	22,037,457	0	0	22,037,457
Clawback	24,807,805	0	0	24,807,805
MoRX	736,396	0	0	736,396
Physician	10,588,734	18,347,291	0	28,936,025
PACE	15,455	33,876	0	49,331
Dental	1,247,953	1,867,859	0	3,115,812
Premium	4,198,515	0	0	4,198,515
Nursing Facilities	32,793,736	32,653,711	0	65,447,447
Home Health	0	0	0	0
Rehab	0	36,141,004	0	36,141,004
NEMT	0	0	0	0
Complex Rehab	1,670,340	3,246,064	0	4,916,404
Managed Care	45,787,288	0	0	45,787,288
MC Specialty Plan	18,444,331	0	0	18,444,331
Hospital	15,053,804	10,110,786	0	25,164,590
Health Homes	1,754,115	1,392,125	0	3,146,240
CHIP	9,488,523	9,271,073	0	18,759,596
SMHB	4,018,774	12,953,482	0	16,972,256
DESE	0	36,248,985	0	36,248,985
Blind Medical	2,390,344	0	0	2,390,344
AEG	0	0	661,424	661,424
Total	195,033,570	162,266,256	661,424	357,961,250

SUPPLEMENTAL NEW DECISION ITEM

Department: Social Services	House Bill Section	Various
Division: MO HealthNet		
DI Name: MHD Supplemental	DI# 2886002	Original FY 2023 House Bill Section, if applicable
		Various

Department Request				
Pharmacy (11.700)	GR	Federal	Other	Total
Caseload/Utilization/Inflation in FY24	26,953,929	39,118,489	0	66,072,418
Unfunded Specialty PMPM	3,250,000	0	0	3,250,000
Lapse used to offset need	(8,166,472)	(39,118,489)	0	(47,284,961)
Total Pharmacy	22,037,457	0	0	22,037,457
Clawback (11.700)	GR	Federal	Other	Total
Caseload/Utilization/Inflation in FY24	17,124,687	0	0	17,124,687
Unfunded FY24 CTC	7,683,118	0	0	7,683,118
Total Clawback	24,807,805	0	0	24,807,805
MoRX (11.705)	GR	Federal	Other	Total
Caseload/Utilization/Inflation in FY24	736,396	0	0	736,396
Total MoRX	736,396	0	0	736,396
Physician Services (11.715)	GR	Federal	Other	Total
Caseload/Utilization/Inflation in FY24	10,588,734	11,204,461	0	21,793,195
Unfunded FY24 CTC	0	7,142,830	0	7,142,830
Total Physician Services	10,588,734	18,347,291	0	28,936,025
PACE (11.716)	GR	Federal	Other	Total
Caseload/Utilization/Inflation in FY24	15,455	33,876	0	49,331
Total CCBHO	15,455	33,876	0	49,331
Dental Services (11.720)	GR	Federal	Other	Total
Caseload/Utilization/Inflation in FY24	1,198,815	1,315,107	0	2,513,922
Unfunded FY24 CTC	49,138	552,752	0	601,890
Total Dental Services	1,247,953	1,867,859	0	3,115,812
Premium Payments (11.725)	GR	Federal	Other	Total
Caseload/Utilization/Inflation in FY24	4,198,515	(2,819,224)	0	1,379,291
Lapse used to offset need in other programs	0	2,819,224	0	2,819,224
Total Premium Payments	4,198,515	0	0	4,198,515

SUPPLEMENTAL NEW DECISION ITEM

Department: Social Services	House Bill Section	Various
Division: MO HealthNet		
DI Name: MHD Supplemental	DI# 2886002	Original FY 2023 House Bill Section, if applicable
		Various

Department Request				
Nursing Facilities (11.730)	GR	Federal	Other	Total
Caseload/Utilization/Inflation in FY24	27,826,128	39,318,855	0	67,144,983
Unfunded FY24 CTC	4,967,608	12,384,072	0	17,351,680
Lapse used to offset need	0	(19,049,216)	0	(19,049,216)
Total Nursing Facilities	32,793,736	32,653,711	0	65,447,447
Home Health (11.730)	GR	Federal	Other	Total
Caseload/Utilization/Inflation in FY24	(102,180)	(218,002)	0	(320,182)
Lapse used to offset need in other programs	102,180	218,002	0	320,182
Total Home Health	0	0	0	0
Rehab and Specialty Services (11.745)	GR	Federal	Other	Total
Caseload/Utilization/Inflation in FY24	(8,045,568)	26,435,900	0	18,390,332
Unfunded FY24 CTC	0	9,705,104	0	9,705,104
Lapse used to offset need in other programs	8,045,568	0	0	8,045,568
Total Rehabilitation and Specialty	0	36,141,004	0	36,141,004
NEMT (11.745)	GR	Federal	Other	Total
Caseload/Utilization/Inflation in FY24	(18,724)	(1,315,556)	0	(1,334,280)
Lapse used to offset need in other programs	18,724	1,315,556	0	1,334,280
Total NEMT	0	0	0	0
Complex Rehab (11.755)	GR	Federal	Other	Total
Caseload/Utilization/Inflation in FY24	1,670,340	3,246,064	0	4,916,404
Total Complex Rehab	1,670,340	3,246,064	0	4,916,404
Managed Care (11.760)	GR	Federal	Other	Total
Caseload/Utilization/Inflation in FY24	(20,317,164)	(53,814,923)	0	(74,132,087)
Unfunded FY24 CTC	66,104,452	0	0	66,104,452
Lapse used to offset need in other programs	0	53,814,923	0	53,814,923
Total Managed Care	45,787,288	0	0	45,787,288

SUPPLEMENTAL NEW DECISION ITEM

Department: Social Services	House Bill Section	Various
Division: MO HealthNet		
DI Name: MHD Supplemental	DI# 2886002	Original FY 2023 House Bill Section, if applicable
		Various

Department Request				
Managed Care Specialty Plan (11.765)	GR	Federal	Other	Total
Caseload/Utilization/Inflation in FY24	16,434,250	0	0	16,434,250
Unfunded FY24 CTC	2,010,081	0	0	2,010,081
Total Managed Care Specialty Plan	18,444,331	0	0	18,444,331
Hospital Care (11.770)	GR	Federal	Other	Total
Caseload/Utilization/Inflation in FY24	9,913,125	(3,586,062)	0	6,327,063
Unfunded FY24 CTC	5,140,679	13,696,848	0	18,837,527
Total Hospital Care	15,053,804	10,110,786	0	25,164,590
Health Homes (11.795)	GR	Federal	Other	Total
Caseload/Utilization/Inflation in FY24	1,391,703	834,869	0	2,226,572
Unfunded FY24 CTC	362,412	557,256	0	919,668
Total Health Homes	1,754,115	1,392,125	0	3,146,240
CHIP (11.810)	GR	Federal	Other	Total
Caseload/Utilization/Inflation in FY24	8,839,996	842,109	0	9,682,105
Unfunded FY24 CTC	648,527	8,428,964	0	9,077,491
Total CHIP	9,488,523	9,271,073	0	18,759,596
SMHB (11.815)	GR	Federal	Other	Total
Caseload/Utilization/Inflation in FY24	4,018,774	12,953,482	0	16,972,256
Total SMHB	4,018,774	12,953,482	0	16,972,256
DESE (11.820)	GR	Federal	Other	Total
Caseload/Utilization/Inflation in FY24	0	36,248,985	0	36,248,985
Total DESE	0	36,248,985	0	36,248,985
Blind Medical (11.825)	GR	Federal	Other	Total
Caseload/Utilization/Inflation in FY24	1,994,175	0	0	1,994,175
Unfunded FY24 CTC	396,169	0	0	396,169
Total Blind Medical	2,390,344	0	0	2,390,344

SUPPLEMENTAL NEW DECISION ITEM

Department: Social Services	House Bill Section	Various
Division: MO HealthNet		
DI Name: MHD Supplemental	DI# 2886002	Original FY 2023 House Bill Section, if applicable
		Various

Department Request				
AEG (11.830)	GR	Federal	Other	Total
AEG Provider Tax Payments	0	0	661,424	661,424
Total AEG	0	0	661,424	661,424
TOTAL	195,033,570	162,266,256	661,424	357,961,250

Estimated Lapse with No Flex	GR	Federal	Other	Total
Managed Care Specialty Plan (11.765)	0	(26,604,452)	0	(26,604,452)
AEG State Share (11.830)	0	(3,179,159)	0	(3,179,159)
AEG Federal Share (11.830)	0	(11,867,849)	0	(11,867,849)
TOTAL	0	(41,651,460)	0	(41,651,460)

Net Supplemental Request with Lapses	195,033,570	120,614,796	661,424	316,309,790
---	--------------------	--------------------	----------------	--------------------

4. BREAK DOWN THE REQUEST BY BUDGET OBJECT CLASS, JOB CLASS, AND FUND SOURCE.

Budget Object Class/Job Class	Dept Req GR DOLLARS	Dept Req GR FTE	Dept Req FED DOLLARS	Dept Req FED FTE	Dept Req OTHER DOLLARS	Dept Req OTHER FTE	Dept Req TOTAL DOLLARS	Dept Req TOTAL FTE
800 - Program Distributions	195,033,570		162,266,256		661,424		357,961,250	
Total PSD	195,033,570		162,266,256		661,424		357,961,250	
Grand Total	195,033,570	0.0	162,266,256	0.0	661,424	0.0	357,961,250	0.0

Budget Object Class/Job Class	Gov Rec GR DOLLARS	Gov Rec GR FTE	Gov Rec FED DOLLARS	Gov Rec FED FTE	Gov Rec OTHER DOLLARS	Gov Rec OTHER FTE	Gov Rec TOTAL DOLLARS	Gov Rec TOTAL FTE
800 - Program Distributions							0	0.0
Total PSD	0		0		0		0	
Grand Total	0	0.0	0	0.0	0	0.0	0	0.0

Supplemental – P-EBT

SUPPLEMENTAL NEW DECISION ITEM

Department: Social Services	House Bill Section <u>11.120</u>
Division: Family Support	
DI Name: P-EBT DI# 2886003	Original FY 2023 House Bill Section, if applicable <u>11.120</u>

1. AMOUNT OF REQUEST

	FY 2024 Supplemental Budget Request			
	GR	Federal	Other	Total
PS	0	0	0	0
EE	0	464,607	0	464,607
PSD	0	0	0	0
TRF	0	0	0	0
Total	0	464,607	0	464,607

FTE	0.00	0.00	0.00	0.00
POSITIONS	0	0	0	0
NUMBER OF MONTHS POSITIONS ARE NEEDED: _____				

Est. Fringe	0	0	0	0
--------------------	---	---	---	---

Note: Fringes budgeted in House Bill 5 except for certain fringes budgeted directly to MoDOT, Highway Patrol, and Conservation.

Other Funds: N/A
Non-Counts: N/A

	FY 2024 Supplemental Governor's Recommendation			
	GR	Federal	Other	Total
PS	0	0	0	0
EE	0	0	0	0
PSD	0	0	0	0
TRF	0	0	0	0
Total	0	0	0	0

FTE	0.00	0.00	0.00	0.00
POSITIONS	0	0	0	0
NUMBER OF MONTHS POSITIONS ARE NEEDED: _____				

Est. Fringe	0	0	0	0
--------------------	---	---	---	---

Note: Fringes budgeted in House Bill 5 except for certain fringes budgeted directly to MoDOT, Highway Patrol, and Conservation.

Other Funds: N/A
Non-Counts: N/A

2. WHY IS THIS SUPPLEMENTAL FUNDING NEEDED? INCLUDE THE FEDERAL OR STATE STATUTORY OR CONSTITUTIONAL AUTHORIZATION FOR THIS PROGRAM.

Federal stimulus funding was awarded to administer the Pandemic EBT (P-EBT) program in the 2020-2021 and 2021-2022 school year. The Continuing Appropriations Act, 2021 and Other Extensions Act (P.L. 116-159) extended the P-EBT program through the end of March 2024. The administrative grant funds are available for all allowable administrative costs incurred by the agencies within each State that operate the SNAP and the Child Nutrition Programs. Thus, as a condition of the grant award, each SNAP State agency will be required to enter into a formal funding agreement with the State Agency within their State that operates the Child Nutrition Program. This program is being administered by the Department of Elementary and Secondary Education (DESE) in the 2021-2022 school year.

SUPPLEMENTAL NEW DECISION ITEM

Department: Social Services		House Bill Section <u>11.120</u>
Division: Family Support		
DI Name: P-EBT	DI# 2886003	Original FY 2023 House Bill Section, if applicable <u>11.120</u>

3. DESCRIBE THE DETAILED ASSUMPTIONS USED TO DERIVE THE SPECIFIC REQUESTED AMOUNT. (How did you determine that the requested number of FTE were appropriate? From what source or standard did you derive the requested levels of funding? Were alternatives such as outsourcing or automation considered? If based on new legislation, does request tie to TAFP fiscal note? If not, explain why.

Missouri's allocation is currently \$3,513,136. However, the costs to administer the P-EBT program in SFY 2024 for the 2021-2022 school year are estimated to be \$3,977,743. FSD is requesting additional grant funds. Therefore, this request is for \$464,607 (\$3,977,743 - \$3,513,136) to complete the administration of this program for the 2021-2022 school year.

4. BREAK DOWN THE REQUEST BY BUDGET OBJECT CLASS, JOB CLASS, AND FUND SOURCE.

Budget Object Class/Job Class	Dept Req GR DOLLARS	Dept Req GR FTE	Dept Req FED DOLLARS	Dept Req FED FTE	Dept Req OTHER DOLLARS	Dept Req OTHER FTE	Dept Req TOTAL DOLLARS	Dept Req TOTAL FTE
							0	0.0
							0	0.0
Total PS	<u>0</u>	<u>0.0</u>	<u>0</u>	<u>0.0</u>	<u>0</u>	<u>0.0</u>	<u>0</u>	<u>0.0</u>
							0	
							0	
Professional Services (BOBC 400)	<u>0</u>		<u>464,607</u>		<u>0</u>		<u>464,607</u>	
Total EE	<u>0</u>		<u>464,607</u>		<u>0</u>		<u>464,607</u>	
Program Distributions							0	
Total PSD	<u>0</u>		<u>0</u>		<u>0</u>		<u>0</u>	
Transfers							0	
Total TRF	<u>0</u>		<u>0</u>		<u>0</u>		<u>0</u>	
Grand Total	<u>0</u>	<u>0.0</u>	<u>464,607</u>	<u>0.0</u>	<u>0</u>	<u>0.0</u>	<u>464,607</u>	<u>0.0</u>

SUPPLEMENTAL NEW DECISION ITEM

Department: Social Services		House Bill Section	11.120
Division: Family Support			
DI Name: P-EBT	DI# 2886003	Original FY 2023 House Bill Section, if applicable	11.120

Budget Object Class/Job Class	Gov Rec GR DOLLARS	Gov Rec GR FTE	Gov Rec FED DOLLARS	Gov Rec FED FTE	Gov Rec OTHER DOLLARS	Gov Rec OTHER FTE	Gov Rec TOTAL DOLLARS	Gov Rec TOTAL FTE
							0	0.0
							0	0.0
Total PS	<u>0</u>	<u>0.0</u>	<u>0</u>	<u>0.0</u>	<u>0</u>	<u>0.0</u>	<u>0</u>	<u>0.0</u>
Total EE	<u>0</u>		<u>0</u>		<u>0</u>		<u>0</u>	
Program Distributions							0	
Total PSD	<u>0</u>		<u>0</u>		<u>0</u>		<u>0</u>	
Transfers							0	
Total TRF	<u>0</u>		<u>0</u>		<u>0</u>		<u>0</u>	
Grand Total	<u>0</u>	<u>0.0</u>	<u>0</u>	<u>0.0</u>	<u>0</u>	<u>0.0</u>	<u>0</u>	<u>0.0</u>

Supplemental – Hospice Rate Increase

SUPPLEMENTAL NEW DECISION ITEM

Department: Social Services	House Bill Section	11.745
Division: MO HealthNet		
DI Name: Hospice Rate Increase	DI# 2886004	Original FY 2023 House Bill Section, if applicable
		11.745

1. AMOUNT OF REQUEST

	FY 2024 Supplemental Budget Request			
	GR	Federal	Other	Total
PS	0	0	0	0
EE	0	0	0	0
PSD	131,981	256,998	0	388,979
TRF	0	0	0	0
Total	131,981	256,998	0	388,979

	FY 2024 Supplemental Governor's Recommendation			
	GR	Federal	Other	Total
PS	0	0	0	0
EE	0	0	0	0
PSD	0	0	0	0
TRF	0	0	0	0
Total	0	0	0	0

FTE	0.00	0.00	0.00	0.00
POSITIONS	0	0	0	0
NUMBER OF MONTHS POSITIONS ARE NEEDED: _____				

FTE	0.00	0.00	0.00	0.00
POSITIONS	0	0	0	0
NUMBER OF MONTHS POSITIONS ARE NEEDED: _____				

Est. Fringe	0	0	0	0
--------------------	---	---	---	---

Est. Fringe	0	0	0	0
--------------------	---	---	---	---

Note: Fringes budgeted in House Bill 5 except for certain fringes budgeted directly to MoDOT, Highway Patrol, and Conservation.

Note: Fringes budgeted in House Bill 5 except for certain fringes budgeted directly to MoDOT, Highway Patrol, and Conservation.

Other Funds: N/A
Non-Counts: N/A

Other Funds:
Non-Counts:

2. WHY IS THIS SUPPLEMENTAL FUNDING NEEDED? INCLUDE THE FEDERAL OR STATE STATUTORY OR CONSTITUTIONAL AUTHORIZATION FOR THIS PROGRAM.

MO HealthNet reimbursement for hospice care is made at one of four predetermined rates for each day in which an individual is under the care of the hospice. The four levels of care are routine home care, continuous home care, inpatient respite care, or general inpatient care. The rate paid for any day may vary, depending on the level of care furnished. Payment rates are adjusted for regional differences in wages. Due to Part 2 language in House Bill 3011, a supplemental request will be needed for any rate increases implemented during State Fiscal Year 2024.

SUPPLEMENTAL NEW DECISION ITEM

Department: Social Services		House Bill Section	11.745
Division: MO HealthNet			
DI Name: Hospice Rate Increase	DI# 2886004	Original FY 2023 House Bill Section, if applicable	11.745

3. DESCRIBE THE DETAILED ASSUMPTIONS USED TO DERIVE THE SPECIFIC REQUESTED AMOUNT. (How did you determine that the requested number of FTE were appropriate? From what source or standard did you derive the requested levels of funding? Were alternatives such as outsourcing or automation considered? If based on new legislation, does request tie to TAFP fiscal note? If not, explain why.

MO HealthNet reimbursement for hospice care is made at one of four predetermined rates for each day in which an individual is under the care of the hospice. The four levels of care are routine home care, continuous home care, inpatient respite care, or general inpatient care. The rate paid for any day may vary, depending on the level of care furnished. Payment rates are adjusted for regional differences in wages.

An increase of 2.50% is requested and was applied to the actual FY23 hospice payments to arrive at the total need for FY24.

Type of Care	FY23 Units of Care	FY23 Expended Amount	FY 23 Avg. Cost	2.50% Increase	FY24 Avg. Cost with Rate Inc
Routine Home Care	85,927	\$14,282,755	\$166.22	\$4.16	\$170.38
Continuous Care	1	\$58	\$57.84	\$1.45	\$59.29
Inpatient Respite Care	187	\$84,573	\$452.26	\$11.31	\$463.57
General Inpatient Care	1,074	\$1,140,906	\$1,062.30	\$26.56	\$1,088.86
Hospice of RN (SIA)	3,183	\$44,319	\$13.92	\$0.35	\$14.27
SVS of CSW (SIA)	470	\$6,564	\$13.97	\$0.35	\$14.32
FY23 Expenditure Hospice Total		\$15,559,176			
FY24 Proposed Rate Increase		2.50%			
FY24 Hospice Rate Increase Total		\$388,979			
		Total	GR	Federal	FMAP
	Hospice rate increase	\$388,979	\$131,981	\$256,998	66.07%

SUPPLEMENTAL NEW DECISION ITEM

Department: Social Services		House Bill Section	11.745
Division: MO HealthNet			
DI Name: Hospice Rate Increase	DI# 2886004	Original FY 2023 House Bill Section, if applicable	11.745

4. BREAK DOWN THE REQUEST BY BUDGET OBJECT CLASS, JOB CLASS, AND FUND SOURCE.

Budget Object Class/Job Class	Dept Req GR DOLLARS	Dept Req GR FTE	Dept Req FED DOLLARS	Dept Req FED FTE	Dept Req OTHER DOLLARS	Dept Req OTHER FTE	Dept Req TOTAL DOLLARS	Dept Req TOTAL FTE
800 - Program Distributions	131,981		256,998		0		388,979	
Total PSD	131,981		256,998		0		388,979	
Grand Total	131,981	0.0	256,998	0.0	0	0.0	388,979	0.0

Budget Object Class/Job Class	Gov Rec GR DOLLARS	Gov Rec GR FTE	Gov Rec FED DOLLARS	Gov Rec FED FTE	Gov Rec OTHER DOLLARS	Gov Rec OTHER FTE	Gov Rec TOTAL DOLLARS	Gov Rec TOTAL FTE
800 - Program Distributions	0		0		0		0	
Total PSD	0		0		0		0	
Grand Total	0	0.0	0	0.0	0	0.0	0	0.0

Supplemental – MO MAPS

SUPPLEMENTAL NEW DECISION ITEM

Department: Social Services	House Bill Section	11.830
Division: MO HealthNet		
DI Name: MO MAPS	DI# 2886005	Original FY 2023 House Bill Section, if applicable
		11.830

1. AMOUNT OF REQUEST

	FY 2023 Supplemental Budget Request			
	GR	Federal	Other	Total
PS	0	0	0	0
EE	0	0	0	0
PSD	0	22,553,601	2,505,956	25,059,557
TRF	0	0	0	0
Total	0	22,553,601	2,505,956	25,059,557

FTE	0.00	0.00	0.00	0.00
POSITIONS	0	0	0	0
NUMBER OF MONTHS POSITIONS ARE NEEDED: _____				

Est. Fringe	0	0	0	0
--------------------	---	---	---	---

Note: Fringes budgeted in House Bill 5 except for certain fringes budgeted directly to MoDOT, Highway Patrol, and Conservation.

Other Funds: Social Services Intergovernmental Transfer Fund (0139)
 Non-Counts: N/A

	FY 2023 Supplemental Governor's Recommendation			
	GR	Federal	Other	Total
PS	0	0	0	0
EE	0	0	0	0
PSD	0	0	0	0
TRF	0	0	0	0
Total	0	0	0	0

FTE	0.00	0.00	0.00	0.00
POSITIONS	0	0	0	0
NUMBER OF MONTHS POSITIONS ARE NEEDED: _____				

Est. Fringe	0	0	0	0
--------------------	---	---	---	---

Note: Fringes budgeted in House Bill 5 except for certain fringes budgeted directly to MoDOT, Highway Patrol, and Conservation.

Other Funds:
 Non-Counts:

SUPPLEMENTAL NEW DECISION ITEM

Department: Social Services		House Bill Section	11.830
Division: MO HealthNet			
DI Name: MO MAPS	DI# 2886005	Original FY 2023 House Bill Section, if applicable	11.830

2. WHY IS THIS SUPPLEMENTAL FUNDING NEEDED? INCLUDE THE FEDERAL OR STATE STATUTORY OR CONSTITUTIONAL AUTHORIZATION FOR THIS PROGRAM.

Beginning in SFY 2024, the MO HealthNet Division (MHD) is initiating Missouri Medicaid Access to Physician Services (MO MAPS) payments within the Adult Expansion Group (AEG). These payments will be paid for by using the AEG appropriations. Therefore, new appropriations will need to be created within the AEG program section to establish a Department of Social Services Intergovernmental Transfer (IGT) Fund and a Title XIX-Federal and Other Fund to pay for these AEG funded MO MAPS payments.

Funds are needed for the Missouri Medicaid Access to Physician Services (MO MAPS) Program to provide supplemental payments to the State’s essential Medicaid providers—the University of Missouri Health System (MU Health), University Health, and University Health Physicians. The goal is to increase access to primary and specialty care services for MO HealthNet Managed Care members while minimizing the administrative burden on the health plans, providers, and MO HealthNet. This CMS-approved payment methodology is consistent with 42 CFR 438.6(c) and was designed with technical assistance from CMS. Authorization is provided in House Bill 3011 from the 101st General Assembly.

The MO MAPS Program is a payment arrangement intended to supplement, not supplant, the base managed care rates negotiated between health plans and providers. The MO MAPS Program will operate as a pool, in which a set dollar amount is established before the start of the fiscal year that MO HealthNet will distribute to the health plans. Health plans use the pool to increase reimbursement to providers based on utilization and the reimbursement is distributed according to predetermined criteria memorialized in agreements between them and the providers.

3. DESCRIBE THE DETAILED ASSUMPTIONS USED TO DERIVE THE SPECIFIC REQUESTED AMOUNT. (How did you determine that the requested number of FTE were appropriate? From what source or standard did you derive the requested levels of funding? Were alternatives such as outsourcing or automation considered? If based on new legislation, does request tie to TAFP fiscal note? If not, explain why.)

The Department estimates that the total dollar amount for this state directed payment for SFY 2024 will be \$76,377,447 of which \$25,059,557 is projected for the Adult Expansion Group (AEG) population. The Department requests this authority in the AEG section with the associated 90% FMAP. The non-AEG projection is \$51,317,890 and no increase in authority is needed for this portion.

	AEG Section 11.830			FMAP	90%
	Federal	IGT	Total		
FY 2024 Need	\$ 22,553,601	\$ 2,505,956	\$ 25,059,557		
Supplemental Request	\$ 22,553,601	\$ 2,505,956	\$ 25,059,557		

SUPPLEMENTAL NEW DECISION ITEM

Department: Social Services		House Bill Section	11.830
Division: MO HealthNet			
DI Name: MO MAPS	DI# 2886005	Original FY 2023 House Bill Section, if applicable	11.830

4. BREAK DOWN THE REQUEST BY BUDGET OBJECT CLASS, JOB CLASS, AND FUND SOURCE.

Budget Object Class/Job Class	Dept Req GR DOLLARS	Dept Req GR FTE	Dept Req FED DOLLARS	Dept Req FED FTE	Dept Req OTHER DOLLARS	Dept Req OTHER FTE	Dept Req TOTAL DOLLARS	Dept Req TOTAL FTE
800 - Program Distributions	0		22,553,601		2,505,956		25,059,557	
Total PSD	0		22,553,601		2,505,956		25,059,557	
Grand Total	0	0.0	22,553,601	0.0	2,505,956	0.0	25,059,557	0.0

Budget Object Class/Job Class	Gov Rec GR DOLLARS	Gov Rec GR FTE	Gov Rec FED DOLLARS	Gov Rec FED FTE	Gov Rec OTHER DOLLARS	Gov Rec OTHER FTE	Gov Rec TOTAL DOLLARS	Gov Rec TOTAL FTE
800 - Program Distributions	0		0		0		0	
Total PSD	0		0		0		0	
Grand Total	0	0.0	0	0.0	0	0.0	0	0.0

Supplemental – IGT DMH Increase

SUPPLEMENTAL NEW DECISION ITEM

Department: Social Services	House Bill Section <u>11.830</u>
Division: MO HealthNet	
DI Name: AEG IGT DMH Increase DI# 2886006	Original FY 2023 House Bill Section, if applicable <u>11.830</u>

3. DESCRIBE THE DETAILED ASSUMPTIONS USED TO DERIVE THE SPECIFIC REQUESTED AMOUNT. (How did you determine that the requested number of FTE were appropriate? From what source or standard did you derive the requested levels of funding? Were alternatives such as outsourcing or automation considered? If based on new legislation, does request tie to TAFP fiscal note? If not, explain why.

MHD estimates that the total dollar amount for these AEG DMH claims for SFY 2024 will be \$130,094,997. MHD requests this authority in the AEG section with the associated 90% FMAP.

	AEG Section 11.830			
	Federal	IGT	Total	FMAP <u>90%</u>
FY 2024 Need	\$ 117,085,497	\$ 13,009,500	\$ 130,094,997	
Supplemental Request	\$ 117,085,497	\$ 13,009,500	\$ 130,094,997	

4. BREAK DOWN THE REQUEST BY BUDGET OBJECT CLASS, JOB CLASS, AND FUND SOURCE.

Budget Object Class/Job Class	Dept Req GR DOLLARS	Dept Req GR FTE	Dept Req FED DOLLARS	Dept Req FED FTE	Dept Req OTHER DOLLARS	Dept Req OTHER FTE	Dept Req TOTAL DOLLARS	Dept Req TOTAL FTE
800 - Program Distributions	0		117,085,497		13,009,500		130,094,997	
Total PSD	<u>0</u>		<u>117,085,497</u>		<u>13,009,500</u>		<u>130,094,997</u>	
Grand Total	<u>0</u>	<u>0.0</u>	<u>117,085,497</u>	<u>0.0</u>	<u>13,009,500</u>	<u>0.0</u>	<u>130,094,997</u>	<u>0.0</u>

Budget Object Class/Job Class	Gov Rec GR DOLLARS	Gov Rec GR FTE	Gov Rec FED DOLLARS	Gov Rec FED FTE	Gov Rec OTHER DOLLARS	Gov Rec OTHER FTE	Gov Rec TOTAL DOLLARS	Gov Rec TOTAL FTE
800 - Program Distributions	0		0		0		0	
Total PSD	<u>0</u>		<u>0</u>		<u>0</u>		<u>0</u>	
Grand Total	<u>0</u>	<u>0.0</u>	<u>0</u>	<u>0.0</u>	<u>0</u>	<u>0.0</u>	<u>0</u>	<u>0.0</u>

Supplemental – FRA Transfer Appropriations

SUPPLEMENTAL NEW DECISION ITEM

Department: Social Services
Division: MO HealthNet
DI Name: Non-Count FRA Transfer Appropriation **DI# 2886007**

House Bill Section 11.880, 11.885

Original FY 2023 House Bill Section, if applicable 11.880, 11.885

1. AMOUNT OF REQUEST

	FY 2024 Supplemental Budget Request			
	GR	Federal	Other	Total
PS	0	0	0	0
EE	0	0	0	0
PSD	0	0	0	0
TRF	51,000,000	0	51,000,000	102,000,000
Total	51,000,000	0	51,000,000	102,000,000

	FY 2024 Supplemental Governor's Recommendation			
	GR	Federal	Other	Total
PS	0	0	0	0
EE	0	0	0	0
PSD	0	0	0	0
TRF	0	0	0	0
Total	0	0	0	0

FTE **0.00** **0.00** **0.00** **0.00**
 POSITIONS **0** **0** **0** **0**
 NUMBER OF MONTHS POSITIONS ARE NEEDED: _____

FTE **0.00** **0.00** **0.00** **0.00**
 POSITIONS **0** **0** **0** **0**
 NUMBER OF MONTHS POSITIONS ARE NEEDED: _____

<i>Est. Fringe</i>	0	0	0	0
--------------------	---	---	---	---

<i>Est. Fringe</i>	0	0	0	0
--------------------	---	---	---	---

Note: Fringes budgeted in House Bill 5 except for certain fringes budgeted directly to MoDOT, Highway Patrol, and Conservation.

Note: Fringes budgeted in House Bill 5 except for certain fringes budgeted directly to MoDOT, Highway Patrol, and Conservation.

Other Funds: Federal Reimbursement Allowance Fund (0142)
 Non-Counts: General Revenue (0101)
 Federal Reimbursement Allowance Fund (0142)

Other Funds: N/A
 Non-Counts: N/A

2. WHY IS THIS SUPPLEMENTAL FUNDING NEEDED? INCLUDE THE FEDERAL OR STATE STATUTORY OR CONSTITUTIONAL AUTHORIZATION FOR THIS PROGRAM.

Based on projected MO HealthNet transfers, it is anticipated that additional non-count appropriation authority will be necessary to operate the Federal Reimbursement Allowance Fund Transfer in Fiscal Year (FY) 2024.

SUPPLEMENTAL NEW DECISION ITEM

Department: Social Services	House Bill Section 11.880, 11.885
Division: MO HealthNet	
DI Name: Non-Count FRA Transfer Appropriation	Original FY 2023 House Bill Section, if applicable 11.880, 11.885
DI# 2886007	

3. DESCRIBE THE DETAILED ASSUMPTIONS USED TO DERIVE THE SPECIFIC REQUESTED AMOUNT. (How did you determine that the requested number of FTE were appropriate? From what source or standard did you derive the requested levels of funding? Were alternatives such as outsourcing or automation considered? If based on new legislation, does request tie to TAFP fiscal note? If not, explain why.

Federal Medicaid regulation requires states to establish they have sufficient state dollars available in order to receive federal Medicaid matching funds. The Federal Reimbursement Allowance Transfers are used as accounting mechanisms to meet this requirement: Based on projected FY 2024 transfers, additional authority for FY 2024 is needed as follows:

	GR*	Other*	Total
Estimated Shortfalls			
Federal Reimbursement Allowance	51,000,000	51,000,000	102,000,000

*Both GR and Other Fund appropriations are classified as non-count

4. BREAK DOWN THE REQUEST BY BUDGET OBJECT CLASS, JOB CLASS, AND FUND SOURCE.

Budget Object Class/Job Class	Dept Req GR DOLLARS	Dept Req GR FTE	Dept Req FED DOLLARS	Dept Req FED FTE	Dept Req OTHER DOLLARS	Dept Req OTHER FTE	Dept Req TOTAL DOLLARS	Dept Req TOTAL FTE
Transfers	51,000,000		0		51,000,000		102,000,000	
Total TRF	51,000,000		0		51,000,000		102,000,000	
Grand Total	51,000,000	0.0	0	0.0	51,000,000	0.0	102,000,000	0.0

Budget Object Class/Job Class	Gov Rec GR DOLLARS	Gov Rec GR FTE	Gov Rec FED DOLLARS	Gov Rec FED FTE	Gov Rec OTHER DOLLARS	Gov Rec OTHER FTE	Gov Rec TOTAL DOLLARS	Gov Rec TOTAL FTE
Transfers	0		0		0		0	
Total TRF	0		0		0		0	
Grand Total	0	0.0	0	0.0	0	0.0	0	0.0

**Supplemental –
OA IT Fed Fund Transfer
Additional Authority**

SUPPLEMENTAL NEW DECISION ITEM

Department of Social Services		House Bill Section <u>11.017</u>
Division: Finance and Administrative Services		
DI Name: OA IT Fed Fund Transfer Additional Authority	DI# 2886008	Original FY 2023 House Bill Section, if applicable <u>N/A</u>

1. AMOUNT OF REQUEST

	FY 2024 Supplemental Budget Request			
	GR	Federal	Other	Total
PS	0	0	0	0
EE	0	0	0	0
PSD	0	0	0	0
TRF	0	6,368,000	0	6,368,000
Total	0	6,368,000	0	6,368,000

FTE	0.00	0.00	0.00	0.00
POSITIONS	0	0	0	0
NUMBER OF MONTHS POSITIONS ARE NEEDED:	_____			

Est. Fringe	0	0	0	0
--------------------	---	---	---	---

Note: Fringes budgeted in House Bill 5 except for certain fringes budgeted directly to MoDOT, Highway Patrol, and Conservation.

Other Funds: N/A
 Non-Counts: DEPT OF SOC SERV FEDERAL & OTHER (0610) - \$6,368,000

	FY 2024 Supplemental Governor's Recommendation			
	GR	Federal	Other	Total
PS	0	0	0	0
EE	0	0	0	0
PSD	0	0	0	0
TRF	0	0	0	0
Total	0	0	0	0

FTE	0.00	0.00	0.00	0.00
POSITIONS	0	0	0	0
NUMBER OF MONTHS POSITIONS ARE NEEDED:	_____			

Est. Fringe	0	0	0	0
--------------------	---	---	---	---

Note: Fringes budgeted in House Bill 5 except for certain fringes budgeted directly to MoDOT, Highway Patrol, and Conservation.

Other Funds:
 Non-Counts:

2. WHY IS THIS SUPPLEMENTAL FUNDING NEEDED? INCLUDE THE FEDERAL OR STATE STATUTORY OR CONSTITUTIONAL AUTHORIZATION FOR THIS PROGRAM.

In the FY2024 Budget cycle, the General Assembly appropriated non-count transfer authority from the Department of Social Services Federal Fund (0610) to the OA Information Technology Federal Fund (0165). Additional non-count authority is requested in order to align with expected expenditures.

SUPPLEMENTAL NEW DECISION ITEM

Department of Social Services House Bill Section 11.017
 Division: Finance and Administrative Services
 DI Name: OA IT Fed Fund Transfer Additional Authority DI# 2886008 Original FY 2023 House Bill Section, if applicable N/A

3. DESCRIBE THE DETAILED ASSUMPTIONS USED TO DERIVE THE SPECIFIC REQUESTED AMOUNT. (How did you determine that the requested number of FTE were appropriate? From what source or standard did you derive the requested levels of funding? Were alternatives such as outsourcing or automation considered? If based on new legislation, does request tie to TAFP fiscal note? If not, explain why.

Funding needed in order to meet expected FY24 expenditures is based on FY23 actuals.

	FY24 Need
OA IT FED TRF FOSTER CARE-0610	2,000,000
OA IT FED TRF ADOP ASST-0610	275,000
OA IT FED TRF GUARDIANSHIP-0610	618,000
OA IT FED TRF MNY FLLW PR-0610	125,000
OA IT FED TRF MED ADMIN-0610	2,000,000
OA IT FED TRF SNAP-0610	1,000,000
OA IT FED TRF REHAB BLIND-0610	350,000
	\$ 6,368,000

4. BREAK DOWN THE REQUEST BY BUDGET OBJECT CLASS, JOB CLASS, AND FUND SOURCE.

Budget Object Class/Job Class	Dept Req GR DOLLARS	Dept Req GR FTE	Dept Req FED DOLLARS	Dept Req FED FTE	Dept Req OTHER DOLLARS	Dept Req OTHER FTE	Dept Req TOTAL DOLLARS	Dept Req TOTAL FTE
820 - Transfers	0		6,368,000		0		6,368,000	
Total TRF	0		6,368,000		0		6,368,000	
Grand Total	0	0.0	6,368,000	0.0	0	0.0	6,368,000	0.0

Budget Object Class/Job Class	Gov Rec GR DOLLARS	Gov Rec GR FTE	Gov Rec FED DOLLARS	Gov Rec FED FTE	Gov Rec OTHER DOLLARS	Gov Rec OTHER FTE	Gov Rec TOTAL DOLLARS	Gov Rec TOTAL FTE
820 - Transfers	0		0		0		0	
Total TRF	0		0		0		0	
Grand Total	0	0.0	0	0.0	0	0.0	0	0.0

**Supplemental –
Children's Division IV-B**

SUPPLEMENTAL NEW DECISION ITEM

Department of Social Services		House Bill Section	11.305
Division: Children's Division			
DI Name: IV-B Grant Case Worker Visit Enhancement	DI# 2886009	Original FY 2023 House Bill Section, if applicable	11.305

1. AMOUNT OF REQUEST

	FY 2024 Supplemental Budget Request			
	GR	Federal	Other	Total
PS	0	0	0	0
EE	0	2,033,988	0	2,033,988
PSD	0	0	0	0
TRF	0	0	0	0
Total	0	2,033,988	0	2,033,988

FTE	0.00	0.00	0.00	0.00
POSITIONS	0	0	0	0
NUMBER OF MONTHS POSITIONS ARE NEEDED:	_____			

Est. Fringe	0	0	0	0
--------------------	----------	----------	----------	----------

Note: Fringes budgeted in House Bill 5 except for certain fringes budgeted directly to MoDOT, Highway Patrol, and Conservation.

Other Funds: N/A
Non-Counts: N/A

	FY 2024 Supplemental Governor's Recommendation			
	GR	Federal	Other	Total
PS	0	0	0	0
EE	0	0	0	0
PSD	0	0	0	0
TRF	0	0	0	0
Total	0	0	0	0

FTE	0.00	0.00	0.00	0.00
POSITIONS	0	0	0	0
NUMBER OF MONTHS POSITIONS ARE NEEDED:	_____			

Est. Fringe	0	0	0	0
--------------------	----------	----------	----------	----------

Note: Fringes budgeted in House Bill 5 except for certain fringes budgeted directly to MoDOT, Highway Patrol, and Conservation.

Other Funds:
Non-Counts:

2. WHY IS THIS SUPPLEMENTAL FUNDING NEEDED? INCLUDE THE FEDERAL OR STATE STATUTORY OR CONSTITUTIONAL AUTHORIZATION FOR THIS PROGRAM.

The Children's Division (CD) highest priorities are to ensure the safety of children and move children from the state's custody to permanency. The Division protects Missouri's most vulnerable children by responding to allegations of child abuse and neglect; assisting families to help children remain in or return home safely; ensure safe out-of-home placements for children placed in the Division's custody; and locate permanent homes for children who cannot return home. By supplying proper equipment can ensure safety and respond effectively in a timely manner.

SUPPLEMENTAL NEW DECISION ITEM

Department of Social Services		House Bill Section	11.305
Division: Children's Division			
DI Name: IV-B Grant Case Worker Visit Enhancement	DI# 2886009	Original FY 2023 House Bill Section, if applicable	11.305

3. DESCRIBE THE DETAILED ASSUMPTIONS USED TO DERIVE THE SPECIFIC REQUESTED AMOUNT. (How did you determine that the requested number of FTE were appropriate? From what source or standard did you derive the requested levels of funding? Were alternatives such as outsourcing or automation considered? If based on new legislation, does request tie to TAFP fiscal note? If not, explain why.

The Children's Division had the opportunity to request additional funds for IV-B, Chafee, and Education and Training Vouchers (ETV). The Division now needs additional appropriation authority to spend the additional funds. These funds will be spent on new iPads and vehicles for the Division. This grant has an obligation deadline of 9/30/24 and 90-day liquidation period for use to pay anything that was obligated by 9/30/24.

4. BREAK DOWN THE REQUEST BY BUDGET OBJECT CLASS, JOB CLASS, AND FUND SOURCE.

Budget Object Class/Job Class	Dept Req GR DOLLARS	Dept Req GR FTE	Dept Req FED DOLLARS	Dept Req FED FTE	Dept Req OTHER DOLLARS	Dept Req OTHER FTE	Dept Req TOTAL DOLLARS	Dept Req TOTAL FTE
560 - Motorized equipment	0		2,033,988		0		2,033,988	
Total EE	0		2,033,988		0		2,033,988	
Grand Total	0	0.0	2,033,988	0.0	0	0.0	2,033,988	0.0

Budget Object Class/Job Class	Gov Rec GR DOLLARS	Gov Rec GR FTE	Gov Rec FED DOLLARS	Gov Rec FED FTE	Gov Rec OTHER DOLLARS	Gov Rec OTHER FTE	Gov Rec TOTAL DOLLARS	Gov Rec TOTAL FTE
Total EE	0		0		0		0	
Grand Total	0	0.0	0	0.0	0	0.0	0	0.0

**Supplemental –
SNAP ARPA Authority**

SUPPLEMENTAL NEW DECISION ITEM

Department: Social Services
 Division: Family Support
 DI Name: SNAP ARPA DI# 2886010

House Bill Section 11.105

Original FY 2023 House Bill Section, if applicable 11.105

1. AMOUNT OF REQUEST

	FY 2024 Supplemental Budget Request			
	GR	Federal	Other	Total
PS	0	0	0	0
EE	0	0	0	0
PSD	0	0	0	0
TRF	0	4,909,011	0	4,909,011
Total	0	4,909,011	0	4,909,011

FTE **0.00** **0.00** **0.00** **0.00**
 POSITIONS **0** **0** **0** **0**

NUMBER OF MONTHS POSITIONS ARE NEEDED: _____

Est. Fringe 0 0 0 0

Note: Fringes budgeted in House Bill 5 except for certain fringes budgeted directly to MoDOT, Highway Patrol, and Conservation.

Other Funds: N/A
 Non-Counts: N/A

	FY 2024 Supplemental Governor's Recommendation			
	GR	Federal	Other	Total
PS	0	0	0	0
EE	0	0	0	0
PSD	0	0	0	0
TRF	0	0	0	0
Total	0	0	0	0

FTE **0.00** **0.00** **0.00** **0.00**
 POSITIONS **0** **0** **0** **0**

NUMBER OF MONTHS POSITIONS ARE NEEDED: _____

Est. Fringe 0 0 0 0

Note: Fringes budgeted in House Bill 5 except for certain fringes budgeted directly to MoDOT, Highway Patrol, and Conservation.

Other Funds: N/A
 Non-Counts: N/A

SUPPLEMENTAL NEW DECISION ITEM

Department: Social Services	House Bill Section <u>11.105</u>
Division: Family Support	
DI Name: SNAP ARPA DI# 2886010	Original FY 2023 House Bill Section, if applicable <u>11.105</u>

2. WHY IS THIS SUPPLEMENTAL FUNDING NEEDED? INCLUDE THE FEDERAL OR STATE STATUTORY OR CONSTITUTIONAL AUTHORIZATION FOR THIS PROGRAM.

In FY 2022 and FY 2023, authority of \$6,249,049 was granted for Supplemental Nutrition Assistance Program (SNAP) American Rescue Plan Act (ARPA) 100% federal funding as an opportunity for states to make investments in business processes and improve technology in a way that would increase access to SNAP. The Department of Social Services (DSS), Family Support Division (FSD) received appropriations to invest in technology to improve client access to SNAP and investment in infrastructure in order to modernize customer service delivery and was approved by the Food and Nutrition Service (FNS) to use this funding to implement Income Maintenance Centralized Mail, Document Artificial Intelligence (AI), an Automated Electronic Verification Service also known as Insights Engine, and an enhanced Customer Service Portal.

On April 18, 2023, Missouri was notified that additional SNAP ARPA funding would be awarded from FFY 2021 and FFY 2022 recoveries from unexpended funds. On May 2, 2023, Missouri received a grant award document for FFY 2023 totaling \$11,158,060, an increase of \$4,909,011 from the original \$6,249,049 award. In addition, while the use of the ARPA funds were originally required to be expended for FNS approved projects, the letter dated April 18, 2023 states that ARPA funds can be utilized to cover all allowable SNAP administrative expenses. In short, states may draw these funds for any expense they would otherwise charge to their normal SNAP State Administrative Expense Award. The period of performance for these funds is from October 1, 2022, through September 30, 2023. State agencies have a 120-day period, through January 31, 2024, to liquidate obligated ARPA funds. This supplemental request is for additional SNAP ARPA authority of \$4,909,011 that will allow DSS to draw down the ARPA funding for already incurred SNAP administrative expenses for 100% reimbursement using General Revenue and DSS Federal and Other Fund 0610 and then transfer SNAP ARPA back to General Revenue and Fund 0610 once the supplemental funding is approved.

Section 1101(b) of the American Rescue Plan Act of 2021

SUPPLEMENTAL NEW DECISION ITEM

Department: Social Services		House Bill Section	11.105
Division: Family Support			
DI Name: SNAP ARPA	DI# 2886010	Original FY 2023 House Bill Section, if applicable	11.105

3. DESCRIBE THE DETAILED ASSUMPTIONS USED TO DERIVE THE SPECIFIC REQUESTED AMOUNT. (How did you determine that the requested number of FTE were appropriate? From what source or standard did you derive the requested levels of funding? Were alternatives such as outsourcing or automation considered? If based on new legislation, does request tie to TAFP fiscal note? If not, explain why.)

On April 18, 2023, Missouri was notified that additional SNAP ARPA funding would be awarded from FFY 2021 and FFY 2022 recoveries from unexpended funds. On May 2, 2023, Missouri received a grant award document for FFY 2023 totaling \$11,158,060, an increase of \$4,909,011 from the original \$6,249,049 award. This supplemental request is for additional SNAP ARPA authority of \$4,909,011 that will allow DSS to draw down the ARPA funding for already incurred SNAP administrative expenses for 100% reimbursement using General Revenue and DSS Federal and Other Fund 0610 and then transfer SNAP ARPA back to General Revenue and Fund 0610 once the supplemental funding is approved.

4. BREAK DOWN THE REQUEST BY BUDGET OBJECT CLASS, JOB CLASS, AND FUND SOURCE.

Budget Object Class/Job Class	Dept Req GR DOLLARS	Dept Req GR FTE	Dept Req FED DOLLARS	Dept Req FED FTE	Dept Req OTHER DOLLARS	Dept Req OTHER FTE	Dept Req TOTAL DOLLARS	Dept Req TOTAL FTE
820 - Transfers	0		4,909,011		0		4,909,011	
Total TRF	0		4,909,011		0		4,909,011	
Grand Total	0	0.0	4,909,011	0.0	0	0.0	4,909,011	0.0

Budget Object Class/Job Class	Gov Rec GR DOLLARS	Gov Rec GR FTE	Gov Rec FED DOLLARS	Gov Rec FED FTE	Gov Rec OTHER DOLLARS	Gov Rec OTHER FTE	Gov Rec TOTAL DOLLARS	Gov Rec TOTAL FTE
820 - Transfers	0		0		0		0	
Total TRF	0		0		0		0	
Grand Total	0	0.0	0	0.0	0	0.0	0	0.0

NDI – SB 186 Implementation

NEW DECISION ITEM

Department of Social Services
Division: Children's Division and Division of Legal Services
DI Name: SB 186 Implementation-Diligent Searches DI# 1886002

Budget Unit 90085C, 88912C
HB Section 11.300, 11.070

1. AMOUNT OF REQUEST

	FY 2025 Budget Request			
	GR	Federal	Other	Total
PS	1,278,273	750,733	0	2,029,006
EE	571,687	335,750	0	907,437
PSD	0	0	0	0
TRF	0	0	0	0
Total	1,849,960	1,086,483	0	2,936,443

FTE 29.61 16.65 0.00 47.00

Est. Fringe	921,125	529,864	0	1,450,989
--------------------	---------	---------	---	-----------

Note: Fringes budgeted in House Bill 5 except for certain fringes budgeted directly to MoDOT, Highway Patrol, and Conservation.

Other Funds: N/A
 Non-Counts: N/A

	FY 2025 Governor's Recommendation			
	GR	Federal	Other	Total
PS	0	0	0	0
EE	0	0	0	0
PSD	0	0	0	0
TRF	0	0	0	0
Total	0	0	0	0

FTE 0.00 0.00 0.00 0.00

Est. Fringe	0	0	0	0
--------------------	---	---	---	---

Note: Fringes budgeted in House Bill 5 except for certain fringes budgeted directly to MoDOT, Highway Patrol, and Conservation.

Other Funds:
 Non-Counts:

2. THIS REQUEST CAN BE CATEGORIZED AS:

<input checked="" type="checkbox"/> New Legislation	<input type="checkbox"/> New Program	<input type="checkbox"/> Fund Switch
<input type="checkbox"/> Federal Mandate	<input type="checkbox"/> Program Expansion	<input type="checkbox"/> Cost to Continue
<input type="checkbox"/> GR Pick-Up	<input type="checkbox"/> Space Request	<input type="checkbox"/> Equipment Replacement
<input type="checkbox"/> Pay Plan	<input type="checkbox"/> Other: _____	

NEW DECISION ITEM

Department of Social Services
Division: Children's Division and Division of Legal Services
DI Name: SB 186 Implementation-Diligent Searches DI# 1886002

Budget Unit 90085C, 88912C
HB Section 11.300, 11.070

3. WHY IS THIS FUNDING NEEDED? PROVIDE AN EXPLANATION FOR ITEMS CHECKED IN #2. INCLUDE THE FEDERAL OR STATE STATUTORY OR CONSTITUTIONAL AUTHORIZATION FOR THIS PROGRAM.

Section 210.305.5- Requires Children's Division to file with the court information regarding attempts made under the section within 30 days from the date the child was removed from his or her home, or as otherwise required by the court, and at each periodic review hearing

Section 210.795- Requires that a child in the care and custody of the Children's Division whose physical whereabouts are unknown to the Division, the child's physical custodian, or contracted service providers shall be considered missing, and requires the case manager or placement provider to immediately inform a law enforcement agency having jurisdiction and the National Center for Missing and Exploited Children (NCMEC) within 2 hours of discovery that the child is missing.

4. DESCRIBE THE DETAILED ASSUMPTIONS USED TO DERIVE THE SPECIFIC REQUESTED AMOUNT. (How did you determine that the requested number of FTE were appropriate? From what source or standard did you derive the requested levels of funding? Were alternatives such as outsourcing or automation considered? If based on new legislation, does request tie to TAFP fiscal note? If not, explain why. Detail which portions of the request are one-times and how those amounts were calculated.)

The Children's Division (CD) anticipates a fiscal impact for the required diligent search in this legislation. As a result, the Division anticipates needing 46 total FTE's across the state (40 Associate Social Service Specialists, one Social Services Specialist, and five Social Services Unit Supervisors), in order to support carrying out diligent searches. The Division of Legal Services (DLS) anticipates a fiscal impact that would require one FTE (Legal Counsel). DLS anticipates the bill will generate additional CD requests for assistance from DLS litigation or permanency attorneys in seeking judicial orders releasing CD from diligent search efforts.

NEW DECISION ITEM

Department of Social Services
Division: Children's Division and Division of Legal Services
DI Name: SB 186 Implementation-Diligent Searches DI# 1886002

Budget Unit 90085C, 88912C
HB Section 11.300, 11.070

5. BREAK DOWN THE REQUEST BY BUDGET OBJECT CLASS, JOB CLASS, AND FUND SOURCE. IDENTIFY ONE-TIME COSTS.

Budget Object Class/Job Class	Dept Req GR DOLLARS	Dept Req GR FTE	Dept Req FED DOLLARS	Dept Req FED FTE	Dept Req OTHER DOLLARS	Dept Req OTHER FTE	Dept Req TOTAL DOLLARS	Dept Req TOTAL FTE	Dept Req One-Time DOLLARS
13SS10-Assoc Social Service Specialist	1,014,854	25.20	596,026	14.80	0	0.0	1,610,880	40.0	0
13SS40-Social Services Unit Supervisor	192,478	3.15	113,042	1.85	0	0.0	305,520	5.0	0
13SS20-Social Services Specialist	29,733	0.63	17,463	0.37	0	0.0	47,196	1.0	0
009734-Legal Counsel	41,208	0.63	24,202	0.37	0	0.0	65,410	1.0	0
Total PS	1,278,273	29.61	750,733	16.65	0	0.0	2,029,006	47.0	0
180-Fuel & Utilities	13,961		8,199		0		22,160		0
190-Supplies	29,577		17,370		0		46,947		(120)
320-Professional Development	17,148		10,071		0		27,219		0
340-Telecommunications	17,988		10,565		0		28,553		(14,100)
420-Janitorial	133,123		78,182		0		211,305		(28,482)
580-Office Equipment	213,298		125,269		0		338,567		(338,567)
680-Building Lease Payments	146,592		86,094		0		232,686		0
Total EE	571,687		335,750		0		907,437		(381,269)
Program Distributions	0		0		0		0		0
Total PSD	0		0		0		0		0
Grand Total	1,849,960	29.6	1,086,483	16.7	0	0.0	2,936,443	47.0	(381,269)

NEW DECISION ITEM

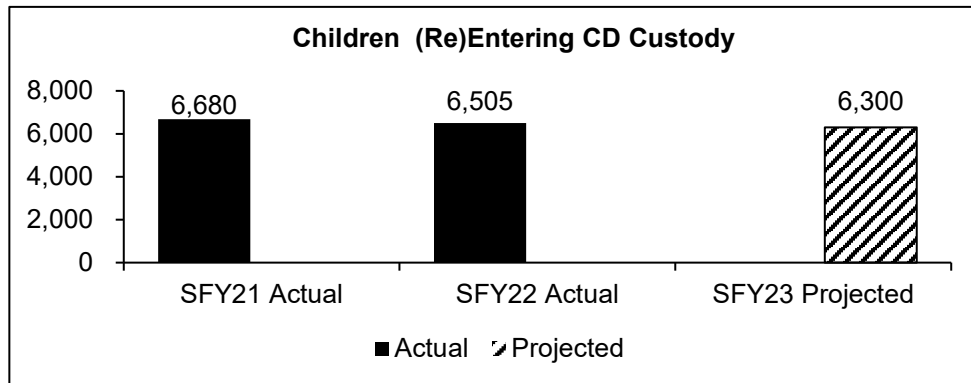
Department of Social Services
Division: Children's Division and Division of Legal Services
DI Name: SB 186 Implementation-Diligent Searches DI# 1886002

Budget Unit 90085C, 88912C
HB Section 11.300, 11.070

Budget Object Class/Job Class	Gov Rec GR DOLLARS	Gov Rec GR FTE	Gov Rec FED DOLLARS	Gov Rec FED FTE	Gov Rec OTHER DOLLARS	Gov Rec OTHER FTE	Gov Rec TOTAL DOLLARS	Gov Rec TOTAL FTE	Gov Rec One-Time DOLLARS
Total PS	0	0.0	0	0.0	0	0.0	0	0.0	0
	0	0.0	0	0.0	0	0.0	0	0.0	0
Total EE	0		0		0		0		0
	0		0		0		0		0
Program Distributions	0		0		0		0		0
Total PSD	0		0		0		0		0
Grand Total	0	0.0	0	0.0	0	0.0	0	0.0	0

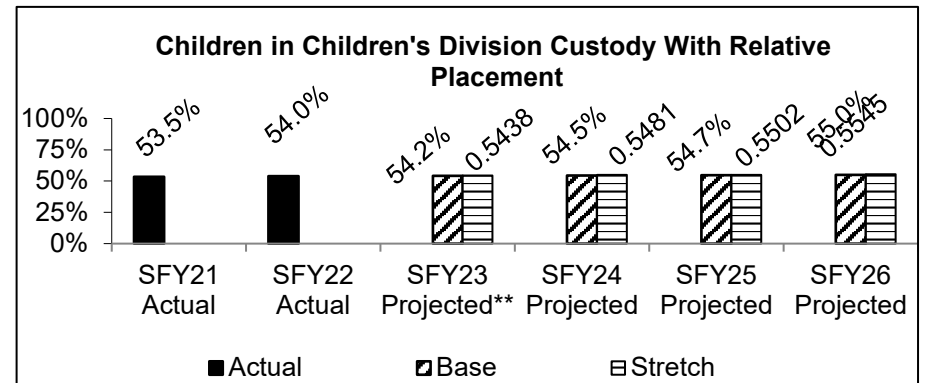
6. PERFORMANCE MEASURES (If new decision item has an associated core, separately identify projected performance with & without additional funding.)

6a. Provide an activity measure(s) for the program.



SFY23 Actuals will be available in SFY25.

6b. Provide a measure(s) of the program's quality.



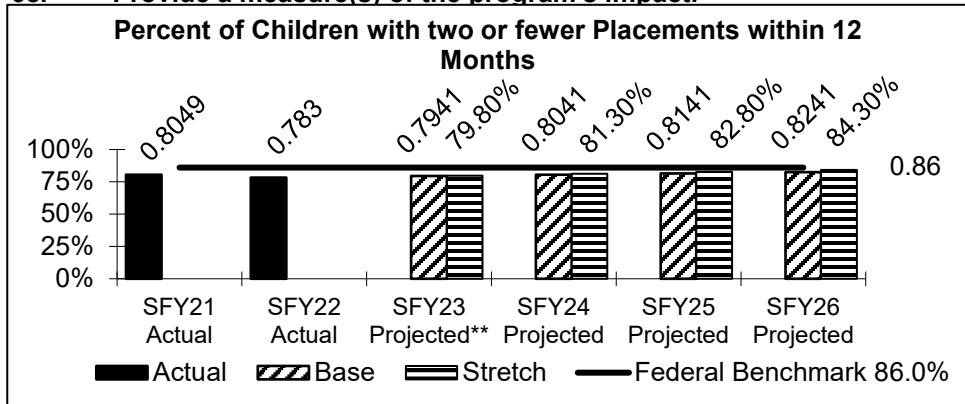
**Data will be available December 2023.

NEW DECISION ITEM

Department of Social Services
Division: Children's Division and Division of Legal Services
DI Name: SB 186 Implementation-Diligent Searches DI# 1886002

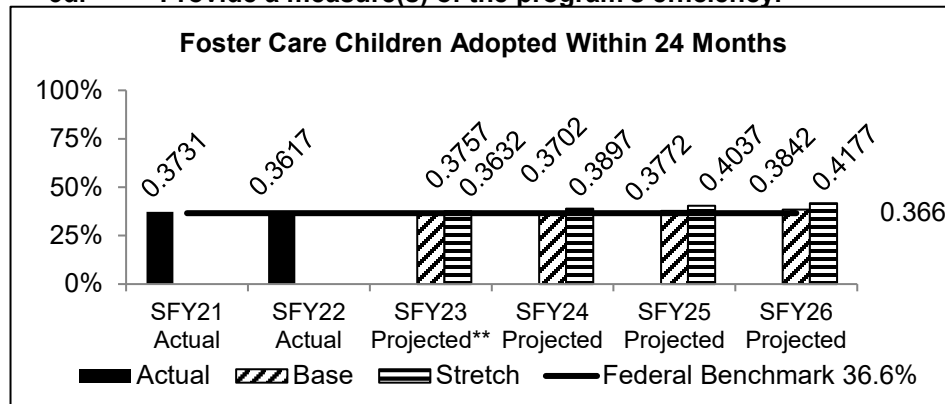
Budget Unit 90085C, 88912C
HB Section 11.300, 11.070

6c. Provide a measure(s) of the program's impact.



**Data will be available December 2023.

6d. Provide a measure(s) of the program's efficiency.



**Data will be available December 2023.

7. STRATEGIES TO ACHIEVE THE PERFORMANCE MEASUREMENT TARGETS:

Strategies are under development.

DECISION ITEM DETAIL

Budget Unit	FY 2023	FY 2023	FY 2024	FY 2024	FY 2025	FY 2025	*****	*****
Decision Item	ACTUAL	ACTUAL	BUDGET	BUDGET	DEPT REQ	DEPT REQ	SECURED	SECURED
Budget Object Class	DOLLAR	FTE	DOLLAR	FTE	DOLLAR	FTE	COLUMN	COLUMN
DIVISION OF LEGAL SERVICES								
SB 186 Implementation - 1886002								
LEGAL COUNSEL	0	0.00	0	0.00	65,410	1.00	0	0.00
TOTAL - PS	0	0.00	0	0.00	65,410	1.00	0	0.00
FUEL & UTILITIES	0	0.00	0	0.00	471	0.00	0	0.00
SUPPLIES	0	0.00	0	0.00	1,017	0.00	0	0.00
PROFESSIONAL DEVELOPMENT	0	0.00	0	0.00	579	0.00	0	0.00
COMMUNICATION SERV & SUPP	0	0.00	0	0.00	608	0.00	0	0.00
HOUSEKEEPING & JANITORIAL SERV	0	0.00	0	0.00	4,495	0.00	0	0.00
OFFICE EQUIPMENT	0	0.00	0	0.00	2,301	0.00	0	0.00
BUILDING LEASE PAYMENTS	0	0.00	0	0.00	4,951	0.00	0	0.00
TOTAL - EE	0	0.00	0	0.00	14,422	0.00	0	0.00
GRAND TOTAL	\$0	0.00	\$0	0.00	\$79,832	1.00	\$0	0.00
GENERAL REVENUE	\$0	0.00	\$0	0.00	\$50,295	0.63		0.00
FEDERAL FUNDS	\$0	0.00	\$0	0.00	\$29,537	0.37		0.00
OTHER FUNDS	\$0	0.00	\$0	0.00	\$0	0.00		0.00

NDI – SB 35 Implementation

NEW DECISION ITEM

Department: Social Services
Division: Family Support and Division of Legal Services
DI Name: CS Field - SB 35 Implementation License
Suspension Hearing Provisions **DI# 1886003**

Budget Unit 88912C & 90060C
HB Section 11.070 & 11.200

1. AMOUNT OF REQUEST

	FY 2025 Budget Request			
	GR	Federal	Other	Total
PS	348,294	676,098	0	1,024,392
EE	150,860	292,847	0	443,707
PSD	0	0	0	0
TRF	0	0	0	0
Total	499,154	968,945	0	1,468,099
FTE	7.82	15.18	0.00	23.00

	FY 2025 Governor's Recommendation			
	GR	Federal	Other	Total
PS	0	0	0	0
EE	0	0	0	0
PSD	0	0	0	0
TRF	0	0	0	0
Total	0	0	0	0
FTE	0.00	0.00	0.00	0.00

Est. Fringe	247,258	479,970	0	727,228
--------------------	---------	---------	---	---------

Note: Fringes budgeted in House Bill 5 except for certain fringes budgeted directly to MoDOT, Highway Patrol, and Conservation.

Est. Fringe	0	0	0	0
--------------------	---	---	---	---

Note: Fringes budgeted in House Bill 5 except for certain fringes budgeted directly to MoDOT, Highway Patrol, and

Other Funds: N/A
 Non-Counts: N/A

Other Funds: N/A
 Non-Counts: N/A

2. THIS REQUEST CAN BE CATEGORIZED AS:

<input checked="" type="checkbox"/> New Legislation	<input type="checkbox"/> New Program	<input type="checkbox"/> Fund Switch
<input type="checkbox"/> Federal Mandate	<input type="checkbox"/> Program Expansion	<input type="checkbox"/> Cost to Continue
<input type="checkbox"/> GR Pick-Up	<input type="checkbox"/> Space Request	<input type="checkbox"/> Equipment Replacement
<input type="checkbox"/> Pay Plan	<input type="checkbox"/> Other: _____	

3. WHY IS THIS FUNDING NEEDED? PROVIDE AN EXPLANATION FOR ITEMS CHECKED IN #2. INCLUDE THE FEDERAL OR STATE STATUTORY OR CONSTITUTIONAL AUTHORIZATION FOR THIS PROGRAM.

SB 35 (2023) amended section 454.1005 to require the Department of Social Services (DSS) to grant a hearing, if requested timely, to determine if a suspension of license is appropriate after considering an expanded list of relevant factors listed in the statute. The DSS, Division of Legal Services (DLS) or the court, rather than FSD, will schedule the hearing that complies with due process to determine if suspension of the obligor's license is appropriate considering all relevant factors. The DSS Family Support Division (FSD) Child Support (CS) already has policy and procedures in place to process hearing requests. FSD CS assumes more obligors will request a hearing as a result of the additional factors in Section 454.1005.4. FSD and DLS will require additional staff to handle the increase in the number of driver's licence suspension hearing requests.

State Statute: Section 454.1005, RSMo.

NEW DECISION ITEM

Department: Social Services
Division: Family Support and Division of Legal Services
DI Name: CS Field - SB 35 Implementation License
Suspension Hearing Provisions **DI# 1886003**

Budget Unit 88912C & 90060C
HB Section 11.070 & 11.200

4. DESCRIBE THE DETAILED ASSUMPTIONS USED TO DERIVE THE SPECIFIC REQUESTED AMOUNT. (How did you determine that the requested number of FTE were appropriate? From what source or standard did you derive the requested levels of funding? Were alternatives such as outsourcing or automation considered? If based on new legislation, does request tie to TAFP fiscal note? If not, explain why. Detail which portions of the request are one-times and how those amounts were calculated.)

FSD anticipates receiving up to 75% additional license suspension hearing requests on the Notice of Intent to Suspend licenses served upon obligors.

Estimated Number of Notices of Intent to Suspend Licenses	5,334		
Estimated Number of Additional License Suspension Hearing Requests (5,334 * 75% estimated increase in hearing requests)	4,001		
		Annual Salary	Total
Benefit Program Technicians Needed (based on 198 hearings/cases per FTE)	20.00	\$ 40,272	\$ 805,440
Hearings/Appeals Referee Managers Needed	<u>3.00</u>	\$ 72,984	<u>\$ 218,952</u>
Total FTE/Funding Needed	23.00		\$ 1,024,392

Note: This request also includes the associated one-time and on-going cost for the additional FTE.

NEW DECISION ITEM

Department: Social Services
Division: Family Support and Division of Legal Services
DI Name: CS Field - SB 35 Implementation License
Suspension Hearing Provisions **DI# 1886003**

Budget Unit 88912C & 90060C
HB Section 11.070 & 11.200

5. BREAK DOWN THE REQUEST BY BUDGET OBJECT CLASS, JOB CLASS, AND FUND SOURCE. IDENTIFY ONE-TIME COSTS.

Budget Object Class/Job Class	Dept Req	Dept Req	Dept Req	Dept Req	Dept Req	Dept Req	Dept Req	Dept Req	Dept Req
	GR DOLLARS	GR FTE	FED DOLLARS	FED FTE	OTHER DOLLARS	OTHER FTE	TOTAL DOLLARS	TOTAL FTE	One-Time DOLLARS
							0		
13BE20 - Benefit Program Technician	273,850	6.8	531,590	13.2	0	0.0	805,440	20.0	0
009736 - Hearings Officer	74,444	1.0	144,508	2.0	0	0.0	218,952	3.0	0
Total PS	348,294	7.8	676,098	15.2	0	0.0	1,024,392	23.0	0
180 - Fuel & Utilities	3,687		7,158		0		10,845		0
190 - Supplies	7,811		15,164		0		22,975		(60)
320 - Professional Development	4,529		8,790		0		13,319		0
340 - Communication Serv & Supp	4,751		9,222		0		13,973		(6,900)
420 - Housekeep & Janitor Serv	35,157		68,248		0		103,405		(13,938)
580 - Office Equipment	56,210		109,113		0		165,323		(165,323)
680 - Building Lease Payments	38,715		75,152		0		113,867		0
Total EE	150,860		292,847		0		443,707		(186,221)
Program Distributions							0		
Total PSD	0		0		0		0		0
Transfers									
Total TRF	0		0		0		0		0
Grand Total	499,154	7.8	968,945	15.2	0	0.0	1,468,099	23.0	(186,221)

NEW DECISION ITEM

Department: Social Services
Division: Family Support and Division of Legal Services
DI Name: CS Field - SB 35 Implementation License
Suspension Hearing Provisions **DI# 1886003**

Budget Unit 88912C & 90060C
HB Section 11.070 & 11.200

Budget Object Class/Job Class	Gov Rec	Gov Rec	Gov Rec	Gov Rec	Gov Rec	Gov Rec	Gov Rec	Gov Rec	Gov Rec
	GR DOLLARS	GR FTE	FED DOLLARS	FED FTE	OTHER DOLLARS	OTHER FTE	TOTAL DOLLARS	TOTAL FTE	One-Time DOLLARS
Total PS	0	0.0	0	0.0	0	0.0	0	0.0	0
Total EE	0		0		0		0		0
Program Distributions							0		
Total PSD	0		0		0		0		0
Transfers									
Total TRF	0		0		0		0		0
Grand Total	0	0.0	0	0.0	0	0.0	0	0.0	0

NEW DECISION ITEM

Department: Social Services
Division: Family Support and Division of Legal Services
DI Name: CS Field - SB 35 Implementation License
Suspension Hearing Provisions **DI# 1886003**

Budget Unit **88912C & 90060C**
HB Section **11.070 & 11.200**

6. PERFORMANCE MEASURES (If new decision item has an associated core, separately identify projected performance with & without additional funding.)

6a. Provide an activity measure(s) for the program.
Number of License Suspension Hearings

Please see CS Field Program Description for additional measures of activity.

6b. Provide a measure(s) of the program's quality.
Please see CS Field Program Description for measures of program quality.

6c. Provide a measure(s) of the program's impact.
Please see CS Field Program Description for measures of program impact.

6d. Provide a measure(s) of the program's efficiency.
Please see CS Field Program Description for measures of program efficiency.

7. STRATEGIES TO ACHIEVE THE PERFORMANCE MEASUREMENT TARGETS:

Implement activities required in RSMo Section 454.1005

DECISION ITEM DETAIL

Budget Unit	FY 2023	FY 2023	FY 2024	FY 2024	FY 2025	FY 2025	*****	*****
Decision Item	ACTUAL	ACTUAL	BUDGET	BUDGET	DEPT REQ	DEPT REQ	SECURED	SECURED
Budget Object Class	DOLLAR	FTE	DOLLAR	FTE	DOLLAR	FTE	COLUMN	COLUMN
DIVISION OF LEGAL SERVICES								
SB 35 Implementation - 1886003								
HEARINGS OFFICER	0	0.00	0	0.00	218,952	3.00	0	0.00
TOTAL - PS	0	0.00	0	0.00	218,952	3.00	0	0.00
FUEL & UTILITIES	0	0.00	0	0.00	1,415	0.00	0	0.00
SUPPLIES	0	0.00	0	0.00	3,049	0.00	0	0.00
PROFESSIONAL DEVELOPMENT	0	0.00	0	0.00	1,738	0.00	0	0.00
COMMUNICATION SERV & SUPP	0	0.00	0	0.00	1,823	0.00	0	0.00
HOUSEKEEPING & JANITORIAL SERV	0	0.00	0	0.00	13,486	0.00	0	0.00
OFFICE EQUIPMENT	0	0.00	0	0.00	6,903	0.00	0	0.00
BUILDING LEASE PAYMENTS	0	0.00	0	0.00	14,852	0.00	0	0.00
TOTAL - EE	0	0.00	0	0.00	43,266	0.00	0	0.00
GRAND TOTAL	\$0	0.00	\$0	0.00	\$262,218	3.00	\$0	0.00
GENERAL REVENUE	\$0	0.00	\$0	0.00	\$89,164	1.02		0.00
FEDERAL FUNDS	\$0	0.00	\$0	0.00	\$173,054	1.98		0.00
OTHER FUNDS	\$0	0.00	\$0	0.00	\$0	0.00		0.00

Core - Office of Director

CORE DECISION ITEM

Department: Social Services
 Division: Office of Director
 Core: Office of Director

Budget Unit: 88712C

HB Section: 11.005

1. CORE FINANCIAL SUMMARY

	FY 2025 Budget Request			
	GR	Federal	Other	Total
PS	145,146	175,136	37,211	357,493
EE	33,601	1,197	0	34,798
PSD	0	0	0	0
TRF	0	0	0	0
Total	178,747	176,333	37,211	392,291
FTE	1.33	0.75	0.85	2.93

	FY 2025 Governor's Recommendation			
	GR	Federal	Other	Total
PS	0	0	0	0
EE	0	0	0	0
PSD	0	0	0	0
TRF	0	0	0	0
Total	0	0	0	0
FTE	0.00	0.00	0.00	0.00

Est. Fringe	73,679	75,579	26,823	176,080
--------------------	--------	--------	--------	---------

Note: Fringes budgeted in House Bill 5 except for certain fringes budgeted directly to MoDOT, Highway Patrol, and Conservation.

Est. Fringe	0	0	0	0
--------------------	---	---	---	---

Note: Fringes budgeted in House Bill 5 except for certain fringes budgeted directly to MoDOT, Highway Patrol, and Conservation.

Other Funds: Child Support Enforcement Collections Fund (0169) - \$37,211

Other Funds:

2. CORE DESCRIPTION

Core operating budget for the Office of the Director.

3. PROGRAM LISTING (list programs included in this core funding)

Office of the Director

CORE DECISION ITEM

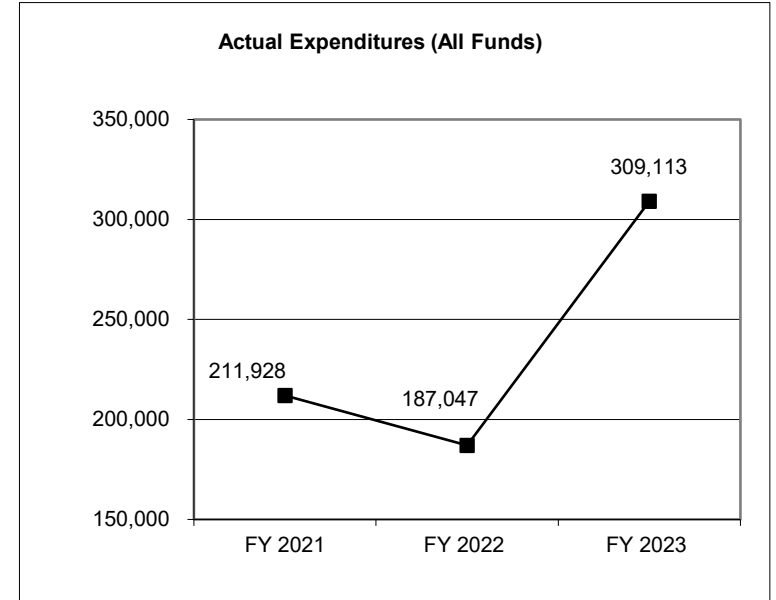
Department: Social Services
Division: Office of Director
Core: Office of Director

Budget Unit: 88712C

HB Section: 11.005

4. FINANCIAL HISTORY

	FY 2021 Actual	FY 2022 Actual	FY 2023 Actual	FY 2024 Current Yr.
Appropriation (All Funds)	329,257	193,946	348,092	392,291
Less Reverted (All Funds)	(4,333)	(3,310)	(3,595)	(5,363)
Less Restricted (All Funds)	0	0	0	0
Budget Authority (All Funds)	324,924	190,636	344,497	386,928
Actual Expenditures (All Funds)	211,928	187,047	309,113	N/A
Unexpended (All Funds)	112,996	3,589	35,384	N/A
Unexpended, by Fund:				
General Revenue	21,728	198	3,263	N/A
Federal	80,027	3,131	24,760	N/A
Other	11,241	260	7,360	N/A
	(1)	(2)		(3)



*Current Year restricted amount is as of September 1, 2023.

Reverted includes the statutory three- percent reserve (when applicable).
 Restricted includes any Governor's Expenditure Restriction (when applicable).

NOTES:

- (1)** FY21- Lapsed \$112,996 due to vacant Deputy Director position.
- (2)** FY22 - Deputy Director position was cut out of the budget.
- (3)** FY24 - There was a pay plan increase of 8.7% for FY24.

CORE RECONCILIATION DETAIL

**DEPARTMENT OF SOCIAL SERVICES
OFFICE OF DIRECTOR**

5. CORE RECONCILIATION DETAIL

				Budget Class	FTE	GR	Federal	Other	Total	Explanation
TAFP AFTER VETOES										
				PS	2.93	145,146	175,136	37,211	357,493	
				EE	0.00	33,601	1,197	0	34,798	
				Total	2.93	178,747	176,333	37,211	392,291	
DEPARTMENT CORE ADJUSTMENTS										
Core Reallocation	346	3577		PS	0.00	0	0	0	0	0 Core reallocation to align with actual expenditures.
Core Reallocation	346	4333		PS	0.00	0	0	0	(0)	(0) Core reallocation to align with actual expenditures.
Core Reallocation	346	7540		PS	0.00	0	0	0	(0)	(0) Core reallocation to align with actual expenditures.
Core Reallocation	346	7959		PS	0.00	0	0	0	(0)	(0) Core reallocation to align with actual expenditures.
Core Reallocation	346	7960		PS	0.00	0	2,000	0	2,000	2,000 Core reallocation to align with actual expenditures.
Core Reallocation	346	2956		PS	0.00	0	(2,000)	0	(2,000)	(2,000) Core reallocation to align with actual expenditures.
				NET DEPARTMENT CHANGES	0.00	0	0	0	(0)	
DEPARTMENT CORE REQUEST										
				PS	2.93	145,146	175,136	37,211	357,493	
				EE	0.00	33,601	1,197	0	34,798	
				PD	0.00	0	0	0	0	
				Total	2.93	178,747	176,333	37,211	392,291	
GOVERNOR'S RECOMMENDED CORE										
				PS	2.93	145,146	175,136	37,211	357,493	

CORE RECONCILIATION DETAIL

**DEPARTMENT OF SOCIAL SERVICES
OFFICE OF DIRECTOR**

5. CORE RECONCILIATION DETAIL

	Budget Class	FTE	GR	Federal	Other	Total	Explanation
GOVERNOR'S RECOMMENDED CORE							
	EE	0.00	33,601	1,197	0	34,798	
	PD	0.00	0	0	0	0	
	Total	2.93	178,747	176,333	37,211	392,291	

DECISION ITEM SUMMARY

Budget Unit									
Decision Item	FY 2023	FY 2023	FY 2024	FY 2024	FY 2025	FY 2025	*****	*****	
Budget Object Summary	ACTUAL	ACTUAL	BUDGET	BUDGET	DEPT REQ	DEPT REQ	SECURED	SECURED	
Fund	DOLLAR	FTE	DOLLAR	FTE	DOLLAR	FTE	COLUMN	COLUMN	
OFFICE OF DIRECTOR									
CORE									
PERSONAL SERVICES									
GENERAL REVENUE	112,988	0.70	145,146	1.33	145,146	1.33	0	0.00	
CHILD CARE AND DEVELOPMENT FED	0	0.00	399	0.01	399	0.01	0	0.00	
DEPT OF SOC SERV FEDERAL & OTH	135,891	0.97	174,737	0.74	174,737	0.74	0	0.00	
CHILD SUPPORT ENFORCEMENT FUND	25,475	0.18	37,211	0.85	37,211	0.85	0	0.00	
TOTAL - PS	274,354	1.85	357,493	2.93	357,493	2.93	0	0.00	
EXPENSE & EQUIPMENT									
GENERAL REVENUE	31,204	0.00	33,601	0.00	33,601	0.00	0	0.00	
DEPT OF SOC SERV FEDERAL & OTH	1,124	0.00	1,197	0.00	1,197	0.00	0	0.00	
TOTAL - EE	32,328	0.00	34,798	0.00	34,798	0.00	0	0.00	
PROGRAM-SPECIFIC									
GENERAL REVENUE	2,358	0.00	0	0.00	0	0.00	0	0.00	
DEPT OF SOC SERV FEDERAL & OTH	73	0.00	0	0.00	0	0.00	0	0.00	
TOTAL - PD	2,431	0.00	0	0.00	0	0.00	0	0.00	
TOTAL	309,113	1.85	392,291	2.93	392,291	2.93	0	0.00	
GRAND TOTAL	\$309,113	1.85	\$392,291	2.93	\$392,291	2.93	\$0	0.00	

DECISION ITEM DETAIL

Budget Unit	FY 2023	FY 2023	FY 2024	FY 2024	FY 2025	FY 2025	*****	*****
Decision Item	ACTUAL	ACTUAL	BUDGET	BUDGET	DEPT REQ	DEPT REQ	SECURED	SECURED
Budget Object Class	DOLLAR	FTE	DOLLAR	FTE	DOLLAR	FTE	COLUMN	COLUMN
OFFICE OF DIRECTOR								
CORE								
STATE DEPARTMENT DIRECTOR	162,404	0.95	188,090	1.00	190,090	1.00	0	0.00
DEPUTY STATE DEPT DIRECTOR	80,155	0.61	147,776	1.00	147,776	1.00	0	0.00
SPECIAL ASST PROFESSIONAL	29,645	0.25	0	0.00	19,627	0.93	0	0.00
SPECIAL ASST OFFICE & CLERICAL	0	0.00	21,627	0.93	0	0.00	0	0.00
PROGRAM COORDINATOR	259	0.00	0	0.00	0	0.00	0	0.00
PUBLIC RELATIONS SPECIALIST	1,891	0.04	0	0.00	0	0.00	0	0.00
TOTAL - PS	274,354	1.85	357,493	2.93	357,493	2.93	0	0.00
TRAVEL, IN-STATE	9,624	0.00	5,528	0.00	5,528	0.00	0	0.00
TRAVEL, OUT-OF-STATE	1,661	0.00	2,964	0.00	2,964	0.00	0	0.00
SUPPLIES	6,197	0.00	13,646	0.00	13,646	0.00	0	0.00
PROFESSIONAL DEVELOPMENT	2,426	0.00	4,385	0.00	4,385	0.00	0	0.00
COMMUNICATION SERV & SUPP	4,067	0.00	6,325	0.00	6,325	0.00	0	0.00
PROFESSIONAL SERVICES	2,300	0.00	587	0.00	587	0.00	0	0.00
HOUSEKEEPING & JANITORIAL SERV	0	0.00	166	0.00	166	0.00	0	0.00
M&R SERVICES	620	0.00	379	0.00	379	0.00	0	0.00
OFFICE EQUIPMENT	0	0.00	8	0.00	8	0.00	0	0.00
OTHER EQUIPMENT	1,852	0.00	605	0.00	605	0.00	0	0.00
BUILDING LEASE PAYMENTS	484	0.00	0	0.00	0	0.00	0	0.00
EQUIPMENT RENTALS & LEASES	648	0.00	180	0.00	180	0.00	0	0.00
MISCELLANEOUS EXPENSES	2,449	0.00	25	0.00	25	0.00	0	0.00
TOTAL - EE	32,328	0.00	34,798	0.00	34,798	0.00	0	0.00
DEBT SERVICE	2,431	0.00	0	0.00	0	0.00	0	0.00
TOTAL - PD	2,431	0.00	0	0.00	0	0.00	0	0.00
GRAND TOTAL	\$309,113	1.85	\$392,291	2.93	\$392,291	2.93	\$0	0.00
GENERAL REVENUE	\$146,550	0.70	\$178,747	1.33	\$178,747	1.33		0.00
FEDERAL FUNDS	\$137,088	0.97	\$176,333	0.75	\$176,333	0.75		0.00
OTHER FUNDS	\$25,475	0.18	\$37,211	0.85	\$37,211	0.85		0.00

PROGRAM DESCRIPTION

Department: Social Services

Program Name: Office of Director

Program is found in the following core budget(s): Office of Director

HB Section(s): 11.005

1a. What strategic priority does this program address?

Safe Children, Healthy and Prosperous Missourians

1b. What does this program do?

Mission: Empower Missourians to live safe, healthy, and productive lives

The Office of the Director for the Department of Social Services is dedicated to making a positive difference in the lives of Missourians. Through effective use of the people's money, quality service and assistance, innovation, and continued ongoing improvements, the organization is holistically committed to helping Missouri citizens first with honor, dignity, and excellence. In its leadership role, this office operates under these guiding principles:

- Results
- Excellence in Service
- Proficiency
- Integrity
- Inclusiveness
- Stewardship
- Accountability

The Missouri Department of Social Services (DSS) was constitutionally established in 1974. It is charged with the health and general welfare of the people of primary public concern; to secure them there shall be established a department of social services; to provide appropriate public welfare services to promote, safeguard and protect the social well-being and general welfare of children; to help maintain and strengthen family life; and, to provide such public welfare services to aid needy persons who can be so helped to become self-supporting or capable of self-care.

The department has six divisions (Children's Division, Family Support Division, MO HealthNet Division, Division of Youth Services, Division of Finance and Administrative Services, and Division of Legal Services) and five offices (Human Resource Center, Children's Division Residential Unit, Missouri Medicaid Audit and Compliance, State Technical Assistance Team, and Strategic Performance and Innovations) reporting to the Office of the Director. The core functions of the

- Child Protection and Permanency
- Youth Rehabilitation
- Access to Quality Health Care
- Maintaining and Strengthen Families

The oversight provided by the Director's Office establishes a firm foundation and sets a positive tone to ensure the department and its employees are responsible public servants, who efficiently deliver high quality services to citizens, are committed to optimizing resources for greater impact, and who continuously promote and rapidly transcend leadership programs to identify and cultivate generational leaders and promote better government.

PROGRAM DESCRIPTION

Department: Social Services

HB Section(s): 11.005

Program Name: Office of Director

Program is found in the following core budget(s): Office of Director

2a. Provide an activity measure(s) for the program.

The Office of the Director supports all Department of Social Services' programs. Program activity measures are found in the respective departmental division sections.

2b. Provide a measure(s) of the program's quality.

The Office of the Director supports all Department of Social Services' programs. Program quality measures are found in the respective departmental division sections.

2c. Provide a measure(s) of the program's impact.

The Office of the Director supports all Department of Social Services' programs. Program impact measures are found in the respective departmental division sections.

2d. Provide a measure(s) of the program's efficiency.

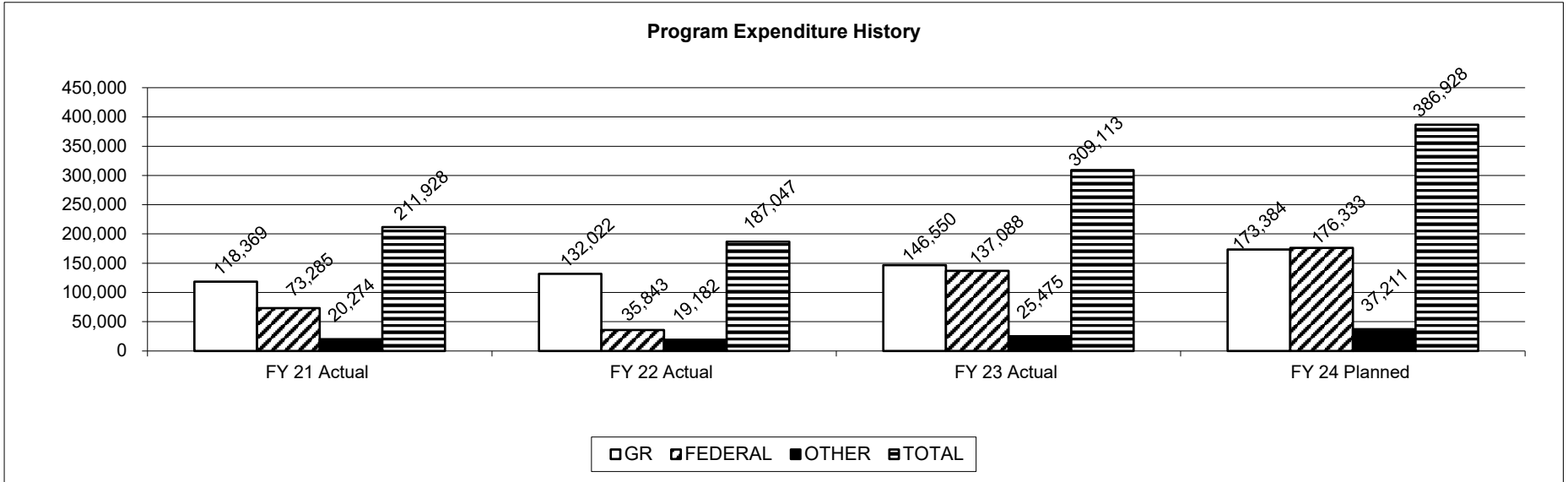
The Office of the Director supports all Department of Social Services' programs. Program efficiency measures are found in the respective departmental division sections.

PROGRAM DESCRIPTION

Department: Social Services
 Program Name: Office of Director
 Program is found in the following core budget(s): Office of Director

HB Section(s): 11.005

3. Provide actual expenditures for the prior three fiscal years and planned expenditures for the current fiscal year. (Note: Amounts do not include fringe benefit costs.)



Planned FY 2024 expenditures are net of reserves and reverted.

4. What are the sources of the "Other " funds?

Child Support Enforcement Collections Fund (0169)

5. What is the authorization for this program, i.e., federal or state statute, etc.? (Include the federal program number, if applicable.)

State Statute: Section 660.010, RSMo.

6. Are there federal matching requirements? If yes, please explain.

Expenditures are allocated across the department based on FTE counts and charged to corresponding grants or used as maintenance of effort as appropriate.

7. Is this a federally mandated program? If yes, please explain.

No.

Core – Children’s Division Residential Program

CORE DECISION ITEM

Department: Social Services
 Division: Office of Director
 Core: Children's Division Residential Program Unit

Budget Unit: 88720C
 HB Section: 11.010

1. CORE FINANCIAL SUMMARY

	FY 2025 Budget Request					FY 2025 Governor's Recommendation			
	GR	Federal	Other	Total		GR	Federal	Other	Total
PS	1,211,722	493,581	0	1,705,303	PS	0	0	0	0
EE	150,882	15,519	0	166,401	EE	0	0	0	0
PSD	0	0	0	0	PSD	0	0	0	0
TRF	0	0	0	0	TRF	0	0	0	0
Total	1,362,604	509,100	0	1,871,704	Total	0	0	0	0
FTE	23.71	8.29	0.00	32.00	FTE	0.00	0.00	0.00	0.00

Est. Fringe	807,709	308,465	0	1,116,174
<i>Note: Fringes budgeted in House Bill 5 except for certain fringes budgeted directly to MoDOT, Highway Patrol, and Conservation.</i>				

Est. Fringe	0	0	0	0
<i>Note: Fringes budgeted in House Bill 5 except for certain fringes budgeted directly to MoDOT, Highway Patrol, and Conservation.</i>				

Other Funds: N/A

Other Funds:

2. CORE DESCRIPTION

The Residential Program Unit personnel encompass two (2) distinct teams that are responsible for the licensing and regulatory oversight of licensed residential treatment agencies, notification requirements associated with license exempt residential care facilities, the coordination of residential treatment services, residential contract development, management of child specific contracts, and monitoring specific to the services provided through the CD residential treatment program. Effective October 1, 2022, the rehabilitation residential treatment costs will be funded by the Show Me Healthy Kids. Children's Division will remain the payer of room and board services.

3. PROGRAM LISTING (list programs included in this core funding)

Children's Division (CD) Residential Program

CORE DECISION ITEM

Department: Social Services
Division: Office of Director
Core: Children's Division Residential Program Unit

Budget Unit: 88720C

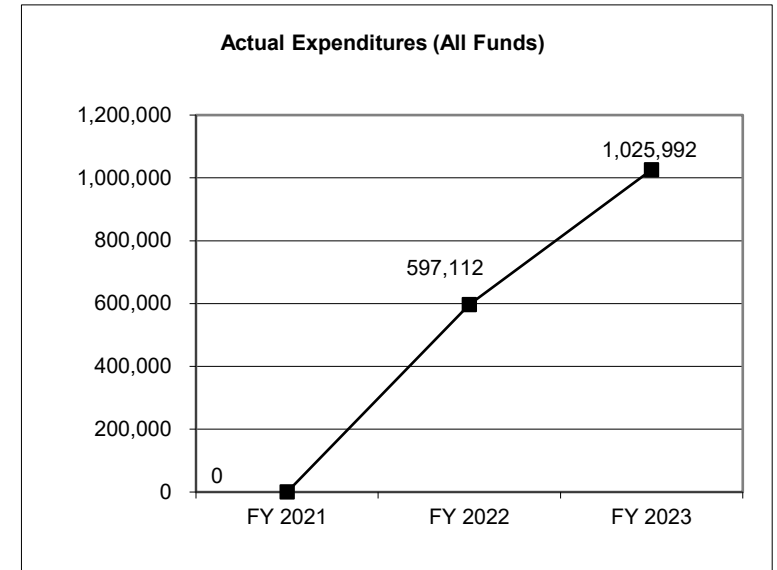
HB Section: 11.010

4. FINANCIAL HISTORY

	FY 2021 Actual	FY 2022 Actual	FY 2023 Actual	FY 2024 Current Yr.
Appropriation (All Funds)	0	758,937	1,730,515	1,871,704
Less Reverted (All Funds)	0	(9,050)	(38,656)	(40,878)
Less Restricted (All Funds)	0	0	0	0
Budget Authority (All Funds)	0	749,887	1,691,859	1,830,826
Actual Expenditures (All Funds)	0	597,112	1,025,992	N/A
Unexpended (All Funds)	0	152,775	629,701	N/A
Unexpended, by Fund:				
General Revenue	0	423,633	206,068	N/A
Federal	0	29,150	423,633	N/A
Other	0	0	0	N/A

(1)

(2)



*Current Year restricted amount is as of September 1, 2023.

Reverted includes the statutory three- percent reserve (when applicable).
 Restricted includes any Governor's Expenditure Restriction (when applicable).

NOTES:

- (1)** FY22- CD Residential Program Unit was reallocated to its own HB Section, previously it was included under HB Section 11.305 within Children's Division.
- (2)** FY24 - There was a pay plan increase of 8.7% for FY24.

CORE RECONCILIATION DETAIL

**DEPARTMENT OF SOCIAL SERVICES
CD RESIDENTIAL PROGRAM**

5. CORE RECONCILIATION DETAIL

	Budget Class	FTE	GR	Federal	Other	Total	Explanation
TAFP AFTER VETOES							
	PS	32.00	1,211,722	493,581	0	1,705,303	
	EE	0.00	150,882	15,519	0	166,401	
	Total	32.00	1,362,604	509,100	0	1,871,704	
DEPARTMENT CORE ADJUSTMENTS							
Core Reallocation	349 7803 PS	0.00	0	0	0		(0) Core reallocation to align with actual expenditures.
	NET DEPARTMENT CHANGES	0.00	0	0	0	(0)	
DEPARTMENT CORE REQUEST							
	PS	32.00	1,211,722	493,581	0	1,705,303	
	EE	0.00	150,882	15,519	0	166,401	
	PD	0.00	0	0	0	0	
	Total	32.00	1,362,604	509,100	0	1,871,704	
GOVERNOR'S RECOMMENDED CORE							
	PS	32.00	1,211,722	493,581	0	1,705,303	
	EE	0.00	150,882	15,519	0	166,401	
	PD	0.00	0	0	0	0	
	Total	32.00	1,362,604	509,100	0	1,871,704	

DECISION ITEM SUMMARY

Budget Unit									
Decision Item	FY 2023	FY 2023	FY 2024	FY 2024	FY 2025	FY 2025	*****	*****	
Budget Object Summary	ACTUAL	ACTUAL	BUDGET	BUDGET	DEPT REQ	DEPT REQ	SECURED	SECURED	
Fund	DOLLAR	FTE	DOLLAR	FTE	DOLLAR	FTE	COLUMN	COLUMN	
CD RESIDENTIAL PROGRAM									
CORE									
PERSONAL SERVICES									
GENERAL REVENUE	738,777	14.79	1,211,722	23.71	1,211,722	23.71	0	0.00	
DEPT OF SOC SERV FEDERAL & OTH	230,549	4.17	493,581	8.29	493,581	8.29	0	0.00	
TOTAL - PS	969,326	18.96	1,705,303	32.00	1,705,303	32.00	0	0.00	
EXPENSE & EQUIPMENT									
GENERAL REVENUE	50,271	0.00	150,882	0.00	150,882	0.00	0	0.00	
DEPT OF SOC SERV FEDERAL & OTH	5,006	0.00	15,519	0.00	15,519	0.00	0	0.00	
TOTAL - EE	55,277	0.00	166,401	0.00	166,401	0.00	0	0.00	
PROGRAM-SPECIFIC									
GENERAL REVENUE	1,042	0.00	0	0.00	0	0.00	0	0.00	
DEPT OF SOC SERV FEDERAL & OTH	347	0.00	0	0.00	0	0.00	0	0.00	
TOTAL - PD	1,389	0.00	0	0.00	0	0.00	0	0.00	
TOTAL	1,025,992	18.96	1,871,704	32.00	1,871,704	32.00	0	0.00	
GRAND TOTAL	\$1,025,992	18.96	\$1,871,704	32.00	\$1,871,704	32.00	\$0	0.00	

DECISION ITEM DETAIL

Budget Unit	FY 2023	FY 2023	FY 2024	FY 2024	FY 2025	FY 2025	*****	*****
Decision Item	ACTUAL	ACTUAL	BUDGET	BUDGET	DEPT REQ	DEPT REQ	SECURED	SECURED
Budget Object Class	DOLLAR	FTE	DOLLAR	FTE	DOLLAR	FTE	COLUMN	COLUMN
CD RESIDENTIAL PROGRAM								
CORE								
SPECIAL ASST PROFESSIONAL	19,846	0.21	103,545	1.00	103,545	1.00	0	0.00
ADMIN SUPPORT ASSISTANT	68,646	2.07	212,154	6.00	212,154	6.00	0	0.00
LEAD ADMIN SUPPORT ASSISTANT	53,498	1.46	0	0.00	38,489	1.00	0	0.00
ADMIN SUPPORT PROFESSIONAL	33,806	0.79	46,829	1.00	46,829	1.00	0	0.00
PROGRAM SPECIALIST	48,961	0.94	0	0.00	56,707	1.00	0	0.00
PROGRAM COORDINATOR	68,167	0.99	0	0.00	73,233	1.00	0	0.00
SOCIAL SERVICES SPECIALIST	0	0.00	1,216,924	22.00	400,772	7.00	0	0.00
SR SOCIAL SERVICES SPECIALIST	395,278	7.59	0	0.00	400,000	8.00	0	0.00
SOCIAL SVCS UNIT SUPERVISOR	0	0.00	125,851	2.00	69,144	1.00	0	0.00
SENIOR REGULATORY AUDITOR	215,201	3.95	0	0.00	231,197	4.00	0	0.00
REGULATORY COMPLIANCE MANAGER	65,923	0.96	0	0.00	73,233	1.00	0	0.00
TOTAL - PS	969,326	18.96	1,705,303	32.00	1,705,303	32.00	0	0.00
TRAVEL, IN-STATE	7,288	0.00	19,434	0.00	14,434	0.00	0	0.00
TRAVEL, OUT-OF-STATE	4,885	0.00	0	0.00	5,000	0.00	0	0.00
FUEL & UTILITIES	0	0.00	7,085	0.00	7,085	0.00	0	0.00
SUPPLIES	8,417	0.00	15,013	0.00	15,113	0.00	0	0.00
PROFESSIONAL DEVELOPMENT	2,439	0.00	8,691	0.00	8,691	0.00	0	0.00
COMMUNICATION SERV & SUPP	13,530	0.00	4,626	0.00	5,626	0.00	0	0.00
PROFESSIONAL SERVICES	2,037	0.00	31,038	0.00	21,838	0.00	0	0.00
HOUSEKEEPING & JANITORIAL SERV	0	0.00	6,199	0.00	6,199	0.00	0	0.00
M&R SERVICES	596	0.00	0	0.00	600	0.00	0	0.00
OFFICE EQUIPMENT	13,410	0.00	0	0.00	5,000	0.00	0	0.00
BUILDING LEASE PAYMENTS	0	0.00	74,315	0.00	74,315	0.00	0	0.00
MISCELLANEOUS EXPENSES	2,675	0.00	0	0.00	2,500	0.00	0	0.00
TOTAL - EE	55,277	0.00	166,401	0.00	166,401	0.00	0	0.00
DEBT SERVICE	1,389	0.00	0	0.00	0	0.00	0	0.00
TOTAL - PD	1,389	0.00	0	0.00	0	0.00	0	0.00
GRAND TOTAL	\$1,025,992	18.96	\$1,871,704	32.00	\$1,871,704	32.00	\$0	0.00
GENERAL REVENUE	\$790,090	14.79	\$1,362,604	23.71	\$1,362,604	23.71		0.00
FEDERAL FUNDS	\$235,902	4.17	\$509,100	8.29	\$509,100	8.29		0.00
OTHER FUNDS	\$0	0.00	\$0	0.00	\$0	0.00		0.00

PROGRAM DESCRIPTION

Department: Social Services

HB Section(s): 11.010

Program Name: Office of the Director

Program is found in the following core budget(s): Childrens Division Residential Program Unit

1a. What strategic priority does this program address?

Safety, wellbeing, behavior support and rehabilitative treatment services for foster care youth.

1b. What does this program do?

The Residential Program Unit personnel encompass two (2) distinct teams that are responsible for the licensing and regulatory oversight of licensed residential treatment agencies, notification requirements associated with license exempt residential care facilities (HB 557), the coordination of residential treatment services, residential contract development, management of child specific contracts, and monitoring specific to the services provided through the CD residential treatment program. The children served through the residential treatment program are those with needs that cannot be managed in a less restrictive setting, therefore, requiring placement in a safe, secure, 24/7 supervised setting. This program leads the effort in the coordination of residential rehabilitative services for children in care that may have delinquency histories, are medically fragile, are pregnant and/or parenting, have been abused or neglected, and/or who have emotional and/or psychological difficulties. Personnel working within this program have access to various levels of residential services depending on the specific needs of the child. Two basic federal funding streams partially help fund Residential Treatment: Title IV-E (Foster Care, and Adoption and Guardianship Assistance) and Title XIX (Medicaid). Residential contractors provide room and board, supervision, and therapeutic rehabilitative services to children within their programs. Rehabilitative services are necessary to address the behavioral needs of children and transition them to community-based settings through rehabilitative planning, evaluation, and service delivery. Children who receive such services have completed a Childhood Severity of Psychiatric Illness (CSPI) assessment to establish eligibility. A portion of the children and youth receive residential services as a result of an emergency need for placement, or are young women in need of maternity and infant care, rather than because of behavioral needs.

Residential treatment agencies are licensed and provide residential treatment services associated with the following levels of care:

- Emergency Shelter – temporary living arrangement other than their own home, which will assure a safe and protected environment.
- Level 2/Moderate/Residential – for children who are in need of twenty-four hour care for moderate behavioral needs.
- Level 3/Severe/Residential – for children who are in need of twenty-four hour care in a stable, structured, therapeutic environment that focuses on treatment.
- Level 4/Psychiatric/Intensive – for children previously in acute psychiatric hospital or children whose treatment needs are beyond severe.
- Therapeutic Foster Care Services – services provided to eligible youth consisting of highly intensive individual treatment in a family foster home setting and community environment.
- Aftercare Services – short term intensive services provided to eligible youth and their families to expedite the youth's return home from residential care.
- Maternity Residential Services – services are for pregnant adolescents for whom a family or family-like resource is not available.
- Maternity Residential Services with Infant – services for parenting adolescents and their newborn infants, for whom a family or family-like resource is not available.

PROGRAM DESCRIPTION

Department: Social Services

HB Section(s): 11.010

Program Name: Office of the Director

Program is found in the following core budget(s): Childrens Division Residential Program Unit

- Infant/Toddler Residential Services – services directed toward children under the age of seven, including those who are medically fragile, drug/alcohol-affected, and/or severely emotionally disturbed for whom a family or family-like resource is not available.
- Qualified Residential Treatment Programs (QRTPs)-These are residential treatment programs that are IV-E reimbursable since the passage of the Family First Prevention Services Act and now part of the CD residential treatment service array. These residential programs provide short term residential treatment services to children deemed appropriate to be placed by the independent assessor. A QRTP must meet the following criteria:
 - Licensed in accordance with the Title IV-E requirements and accredited by one of the following:
 - The Commission on Accreditation of Rehabilitation Facilities (CARF)
 - Joint Commission on Accreditation of Healthcare Organizations (JCAHO)
 - Council on Accreditation (COA)
 - Any other independent, not-for-profit accrediting organization approved by the Secretary.
 - Utilizes a trauma-informed treatment model that includes service of clinical needs and can implement the treatment identified for the child by the required 30-day assessment of the appropriateness of the residential which may include a QRTP placement.
 - Provide care within the scope of their practice as defined by state law.
 - Must be staffed by registered or licensed nursing staff (not required to be employed by the organization; however, must be accessible 24 hours per day, 7 days per week).
 - Facilitates and documents outreach efforts made to the family members of the child including siblings and maintains contact information for any known biological family and fictive kin of the child.
 - Be inclusive of family members in the treatment process if possible and capable of documenting the extent of their involvement.
 - Provide discharge planning and offer at least six months of family-based aftercare support post-discharge.

QRTP Daily Rate Level 2 \$153.97 Maintenance (\$64.10) Rehab (\$89.87)

QRTP Daily Rate Level 3 \$154.30 Maintenance (\$64.24) Rehab (\$90.06)

QRTP Rate Level 4 \$202.39 Maintenance (\$84.01) Rehab (118.38)

PROGRAM DESCRIPTION

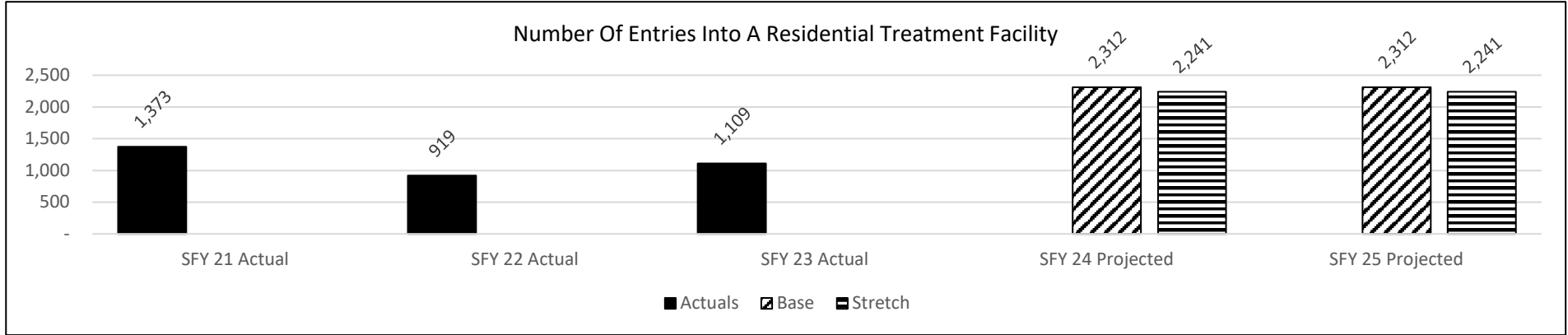
Department: Social Services

HB Section(s): 11.010

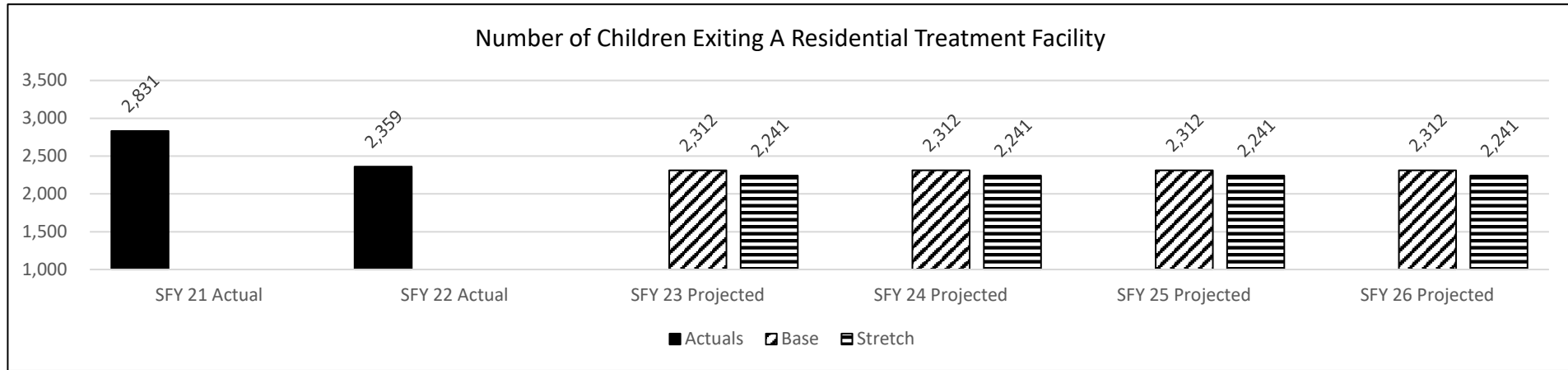
Program Name: Office of the Director

Program is found in the following core budget(s): Childrens Division Residential Program Unit

2a. Provide an activity measure(s) for the program.



2b. Provide a measure(s) of the program's quality.



This measure was selected as a way to illustrate the number of children who receive rehabilitative services in a residential setting, are stabilized and ultimately deemed appropriate to return to a less restrictive environment; which serves as a quality indicator of services provided in residential settings.

SFY23 Actual will be submitted with Governor's Recommendation.

PROGRAM DESCRIPTION

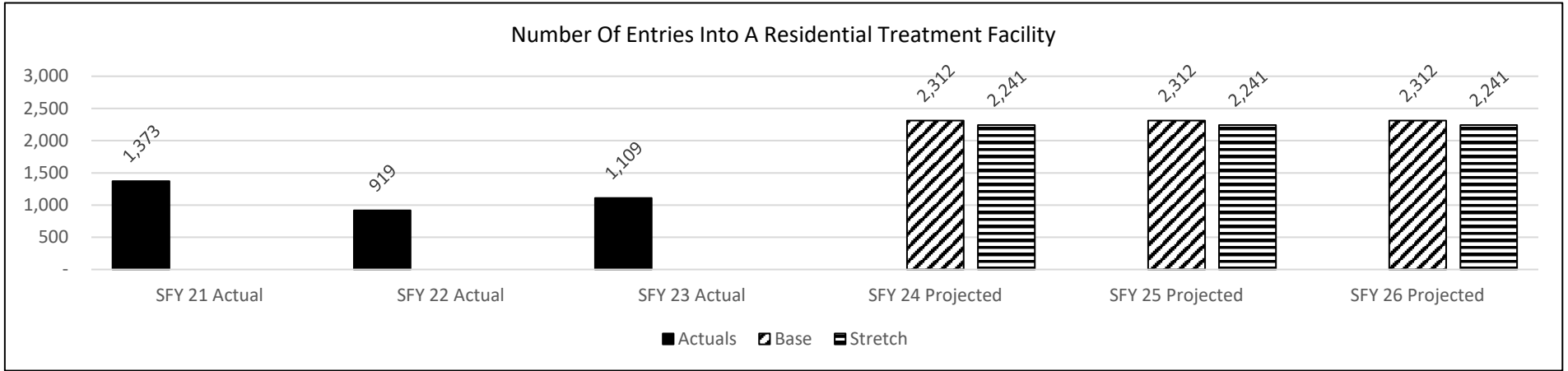
Department: Social Services

HB Section(s): 11.010

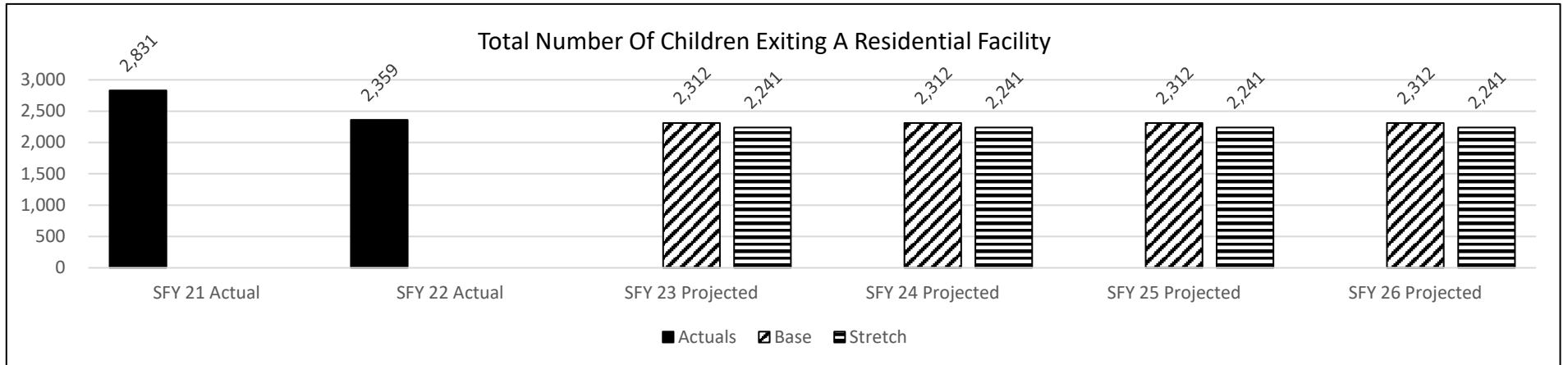
Program Name: Office of the Director

Program is found in the following core budget(s): Childrens Division Residential Program Unit

2c. Provide a measure(s) of the program's impact.



2d. Provide a measure(s) of the program's efficiency.



This measure was selected as a way to illustrate children that move from residential settings into that of community based settings compared to the total number of children who enter residential facilities as shown in 2a.

SFY23 Actual will be submitted with Governor's Recommendation.

PROGRAM DESCRIPTION

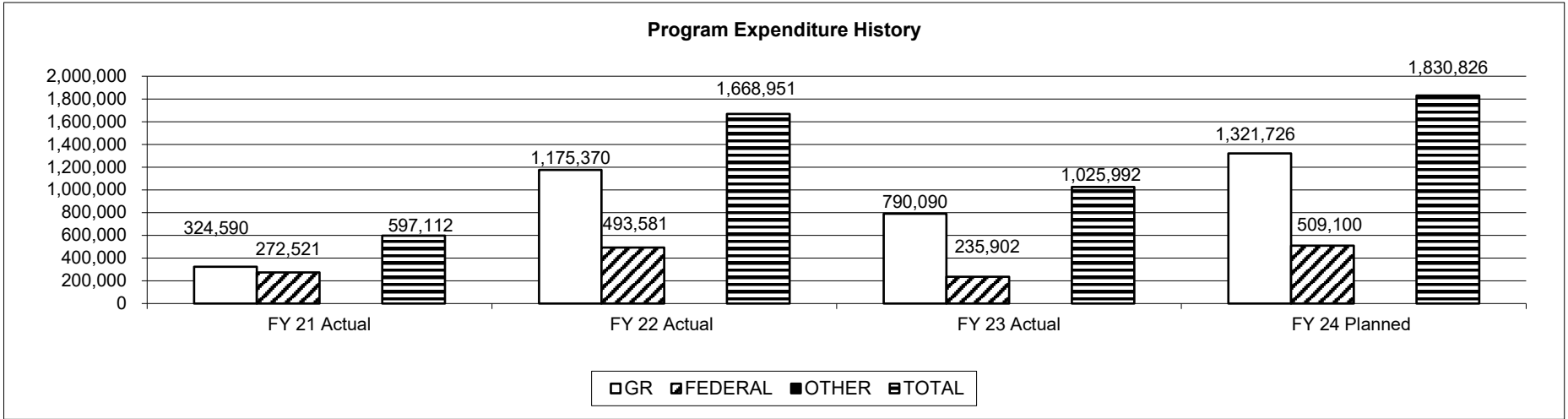
Department: Social Services

HB Section(s): 11.010

Program Name: Office of the Director

Program is found in the following core budget(s): Childrens Division Residential Program Unit

3. Provide actual expenditures for the prior three fiscal years and planned expenditures for the current fiscal year. (Note: Amounts do not include fringe benefit costs.)



Planned FY 2024 expenditures are net of reserves and reverted.

4. What are the sources of the "Other " funds?

N/A

5. What is the authorization for this program, i.e., federal or state statute, etc.? (Include the federal program number, if applicable.)

State statute: Sections 208.204, 210.122, 210.481 - 210.531, RSMo.;
 Federal: 42 USC Sections 670, and 5101; 13 CSR 35-30.010; 13 CSR 35-71

6. Are there federal matching requirements? If yes, please explain.

Expenditures on behalf of eligible IV-E children and youth are reimbursable at the IV-E program rate, which is the FMAP (Federal Medical Assistance Percentage). The FMAP fluctuates annually based on state and national economic and population data, but generally the state matching requirement is around 35% and the federal match is around 65%.

7. Is this a federally mandated program? If yes, please explain.

Yes. The federal Child Welfare Act and the federal Child Abuse Prevention and Treatment Act obligate Missouri to care for children who have been abused and neglected.

Core - Federal Grants and Donations

CORE DECISION ITEM

Department: Social Services
Division: Office of Director
Core: Federal Grants and Donations

Budget Unit: 88722C

HB Section: 11.015

1. CORE FINANCIAL SUMMARY

	FY 2025 Budget Request			
	GR	Federal	Other	Total
PS	0	0	0	0
EE	0	585,840	9	585,849
PSD	0	1,414,160	33,990	1,448,150
TRF	0	0	0	0
Total	0	2,000,000	33,999	2,033,999
FTE	0.00	0.00	0.00	0.00

	FY 2025 Governor's Recommendation			
	GR	Federal	Other	Total
PS	0	0	0	0
EE	0	0	0	0
PSD	0	0	0	0
TRF	0	0	0	0
Total	0	0	0	0
FTE	0.00	0.00	0.00	0.00

Est. Fringe	0	0	0	0
--------------------	---	---	---	---

Note: Fringes budgeted in House Bill 5 except for certain fringes budgeted directly to MoDOT, Highway Patrol, and Conservation.

Est. Fringe	0	0	0	0
--------------------	---	---	---	---

Note: Fringes budgeted in House Bill 5 except for certain fringes budgeted directly to MoDOT, Highway Patrol, and Conservation.

Other Funds: Family Services Donations Fund (0167) - \$33,999

Other Funds:

2. CORE DESCRIPTION

This is the core budget to receive and spend time-limited grants or donations from private, federal, and other governmental agencies. Appropriations language requires the department to notify the Senate Appropriations and House Budget Chairs of the source of any new funds and the purpose for which they will be expended prior to the use of funding. Notification is provided during the budget process for known expenditures and explanation is provided through a letter for expenditures that were unknown at the time of budget printing.

3. PROGRAM LISTING (list programs included in this core funding)

Federal Grants and Donations

CORE DECISION ITEM

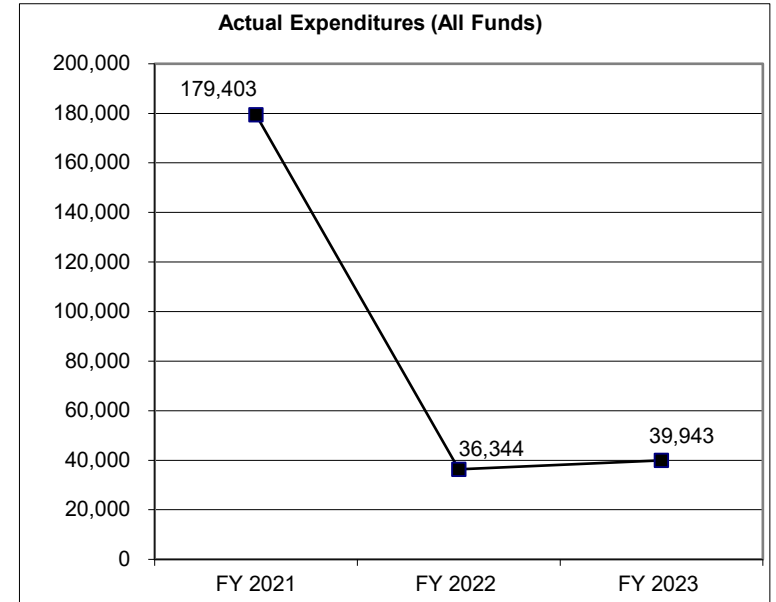
Department: Social Services
Division: Office of Director
Core: Federal Grants and Donations

Budget Unit: 88722C

HB Section: 11.015

4. FINANCIAL HISTORY

	FY 2021 Actual	FY 2022 Actual	FY 2023 Actual	FY 2024 Current Yr.
Appropriation (All Funds)	4,477,551	2,033,999	2,033,999	2,033,999
Less Reverted (All Funds)	0	0	0	0
Less Restricted (All Funds)	0	0	0	0
Budget Authority (All Funds)	<u>4,477,551</u>	<u>2,033,999</u>	<u>2,033,999</u>	<u>2,033,999</u>
Actual Expenditures (All Funds)	<u>179,403</u>	<u>36,344</u>	<u>39,943</u>	N/A
Unexpended (All Funds)	<u>4,298,148</u>	<u>1,997,655</u>	<u>1,994,057</u>	N/A
Unexpended, by Fund:				
General Revenue	0	0	0	N/A
Federal	4,264,149	1,963,656	1,960,058	N/A
Other	33,999	33,999	33,999	N/A



*Current Year restricted amount is as of September 1, 2023.

Reverted includes the statutory three percent reserve (when applicable).
 Restricted includes any Governor's Expenditure Restriction (when applicable).

NOTES:

CORE RECONCILIATION DETAIL

**DEPARTMENT OF SOCIAL SERVICES
FEDERAL GRANTS & DONATIONS**

5. CORE RECONCILIATION DETAIL

	Budget Class	FTE	GR	Federal	Other	Total	Explanation
TAFP AFTER VETOES							
	EE	0.00	0	585,840	9	585,849	
	PD	0.00	0	1,414,160	33,990	1,448,150	
	Total	0.00	0	2,000,000	33,999	2,033,999	
DEPARTMENT CORE REQUEST							
	EE	0.00	0	585,840	9	585,849	
	PD	0.00	0	1,414,160	33,990	1,448,150	
	Total	0.00	0	2,000,000	33,999	2,033,999	
GOVERNOR'S RECOMMENDED CORE							
	EE	0.00	0	585,840	9	585,849	
	PD	0.00	0	1,414,160	33,990	1,448,150	
	Total	0.00	0	2,000,000	33,999	2,033,999	

DECISION ITEM DETAIL

Budget Unit	FY 2023	FY 2023	FY 2024	FY 2024	FY 2025	FY 2025	*****	*****
Decision Item	ACTUAL	ACTUAL	BUDGET	BUDGET	DEPT REQ	DEPT REQ	SECURED	SECURED
Budget Object Class	DOLLAR	FTE	DOLLAR	FTE	DOLLAR	FTE	COLUMN	COLUMN
FEDERAL GRANTS & DONATIONS								
CORE								
TRAVEL, IN-STATE	0	0.00	5,001	0.00	5,001	0.00	0	0.00
SUPPLIES	0	0.00	2,106	0.00	2,106	0.00	0	0.00
PROFESSIONAL DEVELOPMENT	0	0.00	4,788	0.00	4,788	0.00	0	0.00
COMMUNICATION SERV & SUPP	0	0.00	70	0.00	70	0.00	0	0.00
PROFESSIONAL SERVICES	38,500	0.00	556,449	0.00	556,449	0.00	0	0.00
M&R SERVICES	0	0.00	9,933	0.00	9,933	0.00	0	0.00
OFFICE EQUIPMENT	0	0.00	1	0.00	1	0.00	0	0.00
OTHER EQUIPMENT	0	0.00	6,001	0.00	6,001	0.00	0	0.00
MISCELLANEOUS EXPENSES	0	0.00	1,500	0.00	1,500	0.00	0	0.00
TOTAL - EE	38,500	0.00	585,849	0.00	585,849	0.00	0	0.00
PROGRAM DISTRIBUTIONS	1,443	0.00	1,448,150	0.00	1,448,150	0.00	0	0.00
TOTAL - PD	1,443	0.00	1,448,150	0.00	1,448,150	0.00	0	0.00
GRAND TOTAL	\$39,943	0.00	\$2,033,999	0.00	\$2,033,999	0.00	\$0	0.00
GENERAL REVENUE	\$0	0.00	\$0	0.00	\$0	0.00		0.00
FEDERAL FUNDS	\$39,943	0.00	\$2,000,000	0.00	\$2,000,000	0.00		0.00
OTHER FUNDS	\$0	0.00	\$33,999	0.00	\$33,999	0.00		0.00

DECISION ITEM SUMMARY

Budget Unit									
Decision Item	FY 2023	FY 2023	FY 2024	FY 2024	FY 2025	FY 2025	*****	*****	
Budget Object Summary	ACTUAL	ACTUAL	BUDGET	BUDGET	DEPT REQ	DEPT REQ	SECURED	SECURED	
Fund	DOLLAR	FTE	DOLLAR	FTE	DOLLAR	FTE	COLUMN	COLUMN	
FEDERAL GRANTS & DONATIONS									
CORE									
EXPENSE & EQUIPMENT									
DEPT OF SOC SERV FEDERAL & OTH	38,500	0.00	585,840	0.00	585,840	0.00	0	0.00	
FAMILY SERVICES DONATIONS	0	0.00	9	0.00	9	0.00	0	0.00	
TOTAL - EE	38,500	0.00	585,849	0.00	585,849	0.00	0	0.00	
PROGRAM-SPECIFIC									
DEPT OF SOC SERV FEDERAL & OTH	1,443	0.00	1,414,160	0.00	1,414,160	0.00	0	0.00	
FAMILY SERVICES DONATIONS	0	0.00	33,990	0.00	33,990	0.00	0	0.00	
TOTAL - PD	1,443	0.00	1,448,150	0.00	1,448,150	0.00	0	0.00	
TOTAL	39,943	0.00	2,033,999	0.00	2,033,999	0.00	0	0.00	
GRAND TOTAL	\$39,943	0.00	\$2,033,999	0.00	\$2,033,999	0.00	\$0	0.00	

DECISION ITEM DETAIL

Budget Unit	FY 2023	FY 2023	FY 2024	FY 2024	FY 2025	FY 2025	*****	*****
Decision Item	ACTUAL	ACTUAL	BUDGET	BUDGET	DEPT REQ	DEPT REQ	SECURED	SECURED
Budget Object Class	DOLLAR	FTE	DOLLAR	FTE	DOLLAR	FTE	COLUMN	COLUMN
FEDERAL GRANTS & DONATIONS								
CORE								
TRAVEL, IN-STATE	0	0.00	5,001	0.00	5,001	0.00	0	0.00
SUPPLIES	0	0.00	2,106	0.00	2,106	0.00	0	0.00
PROFESSIONAL DEVELOPMENT	0	0.00	4,788	0.00	4,788	0.00	0	0.00
COMMUNICATION SERV & SUPP	0	0.00	70	0.00	70	0.00	0	0.00
PROFESSIONAL SERVICES	38,500	0.00	556,449	0.00	556,449	0.00	0	0.00
M&R SERVICES	0	0.00	9,933	0.00	9,933	0.00	0	0.00
OFFICE EQUIPMENT	0	0.00	1	0.00	1	0.00	0	0.00
OTHER EQUIPMENT	0	0.00	6,001	0.00	6,001	0.00	0	0.00
MISCELLANEOUS EXPENSES	0	0.00	1,500	0.00	1,500	0.00	0	0.00
TOTAL - EE	38,500	0.00	585,849	0.00	585,849	0.00	0	0.00
PROGRAM DISTRIBUTIONS	1,443	0.00	1,448,150	0.00	1,448,150	0.00	0	0.00
TOTAL - PD	1,443	0.00	1,448,150	0.00	1,448,150	0.00	0	0.00
GRAND TOTAL	\$39,943	0.00	\$2,033,999	0.00	\$2,033,999	0.00	\$0	0.00
GENERAL REVENUE	\$0	0.00	\$0	0.00	\$0	0.00		0.00
FEDERAL FUNDS	\$39,943	0.00	\$2,000,000	0.00	\$2,000,000	0.00		0.00
OTHER FUNDS	\$0	0.00	\$33,999	0.00	\$33,999	0.00		0.00

PROGRAM DESCRIPTION

Department: Social Services

HB Section(s): 11.015

Program Name: Office of Director

Program is found in the following core budget(s): Federal Grants and Donations

1a. What strategic priority does this program address?

Centralized mechanism for new grants

1b. What does this program do?

This appropriation provides the department with a centralized administrative mechanism to receive and expend new grants as they become available during the fiscal year. The Division of Finance and Administrative Services coordinates the use of this authority for the department as divisions pursue sources other than General Revenue for funding. New grants and donations provide opportunities to sustain a level of service delivery and fund program development that will better serve Missourians. Without this appropriation, the department would be forced to delay use of new grants and donations until emergency or supplemental appropriations are approved.

This appropriation is primarily used for one-time and/or time-limited federal grants and may support a wide variety of expenditures, including staff, for effective administration of the grant or donation. House Bill 11 language for this appropriation requires the department to notify the General Assembly of any new funds and the purpose for which they will be expended. New grants spent through this appropriation are transferred to the grantee division's budget through the appropriation process when it is anticipated that funding will continue for years after the grant is first received. Exceptions to this rule are made in those cases when the department is acting in an administrative capacity.

Awards planned to utilize this appropriation:

Awards which utilized this appropriation in FY22:

Division	FY24 Planned	FY23 Actual
----------	--------------	-------------

CD Casey Family Service Grant
 FSD
 DYS

Casey Family Service Grant
 MO SAVES
 Title 1

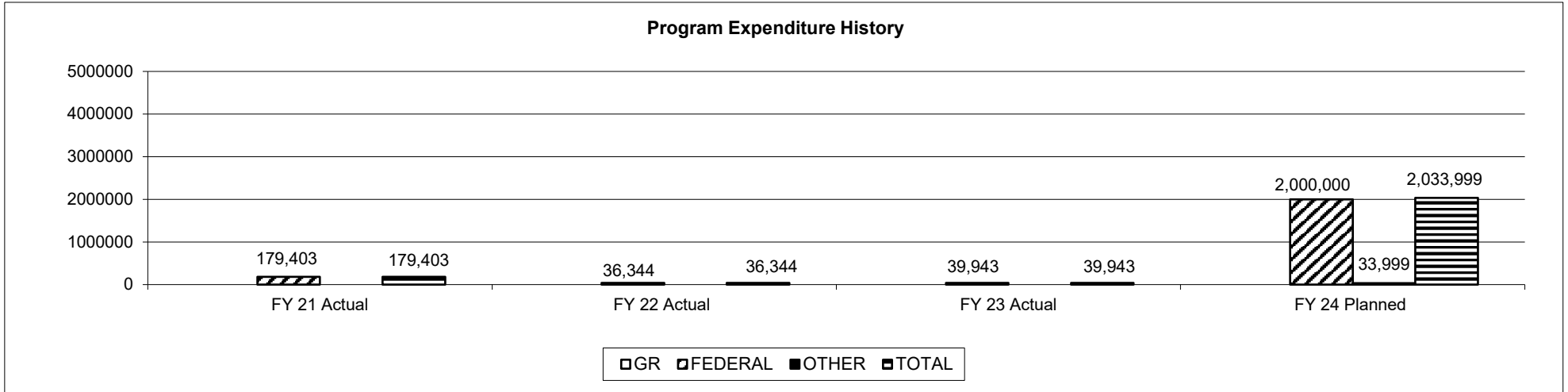
No performance measures are included for this program as it is an accounting mechanism.

PROGRAM DESCRIPTION

Department: Social Services
 Program Name: Office of Director
 Program is found in the following core budget(s): Federal Grants and Donations

HB Section(s): 11.015

3. Provide actual expenditures for the prior three fiscal years and planned expenditures for the current fiscal year. (Note: Amounts do not include fringe benefit costs.)



4. What are the sources of the "Other " funds?

Family Services Donations Fund (0167)

5. What is the authorization for this program, i.e., federal or state statute, etc.? (Include the federal program number, if applicable.)

Chapter 660, RSMo.

6. Are there federal matching requirements? If yes, please explain.

Some federal grants require a state match which is expended from the grantee division's budget. The percentage of required state match depends on the grant.

7. Is this a federally mandated program? If yes, please explain.

No.

Core – Child Care IT Consol Transfer

CORE DECISION ITEM

Department: Social Services
 Division: Office of the Director
 Core: Child Care IT Consol Transfer

Budget Unit: 88730C

HB Section: 11.017

1. CORE FINANCIAL SUMMARY

	FY 2025 Budget Request					FY 2025 Governor's Recommendation			
	GR	Federal	Other	Total		GR	Federal	Other	Total
PS	0	0	0	0	PS	0	0	0	0
EE	0	0	0	0	EE	0	0	0	0
PSD	0	0	0	0	PSD	0	0	0	0
TRF	0	0	0	0	TRF	0	0	0	0
Total	0	0	0	0	Total	0	0	0	0
FTE	0.00	0.00	0.00	0.00	FTE	0.00	0.00	0.00	0.00

Est. Fringe	0	0	0	0
--------------------	---	---	---	---

Note: Fringes budgeted in House Bill 5 except for certain fringes budgeted directly to MoDOT, Highway Patrol, and Conservation.

Est. Fringe	0	0	0	0
--------------------	---	---	---	---

Note: Fringes budgeted in House Bill 5 except for certain fringes budgeted directly to MoDOT, Highway Patrol, and Conservation.

Other Funds: N/A

Other Funds:

2. CORE DESCRIPTION

Funds are to be transferred out of the State Treasury to the OA Information Technology Federal Fund.

In FY24, DSS transferred this authority to DESE, Office of Childcare.

3. PROGRAM LISTING (list programs included in this core funding)

Child Care IT Consolidated Transfer

CORE DECISION ITEM

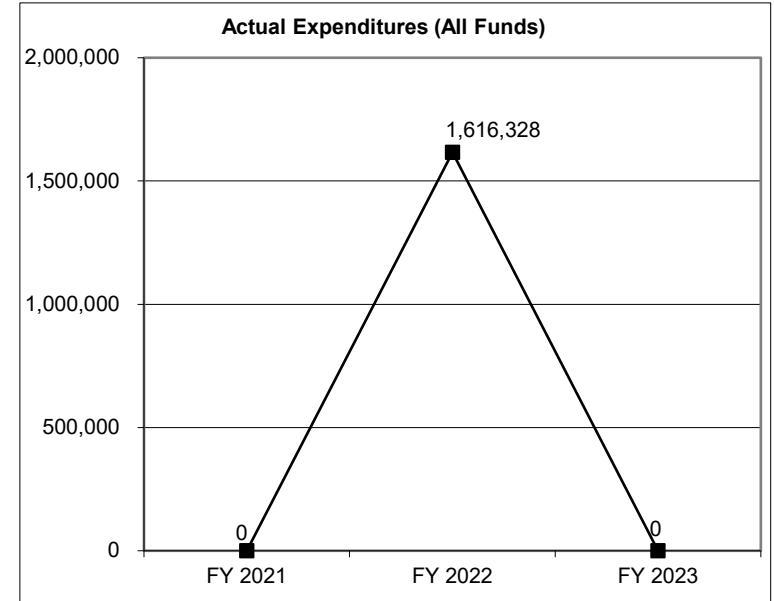
Department: Social Services
Division: Office of the Director
Core: Child Care IT Consol Transfer

Budget Unit: 88730C

HB Section: 11.017

4. FINANCIAL HISTORY

	FY 2021 Actual	FY 2022 Actual	FY 2023 Actual	FY 2024 Current Yr.
Appropriation (All Funds)	0	1,616,328	1,616,328	1,616,328
Less Reverted (All Funds)	0	0	0	0
Less Restricted (All Funds)		0	0	0
Budget Authority (All Funds)	0	1,616,328	1,616,328	1,616,328
Actual Expenditures (All Funds)	0	1,616,328	0	N/A
Unexpended (All Funds)	0	0	1,616,328	N/A
Unexpended, by Fund:				
General Revenue	0	0	0	N/A
Federal	0	0	1,616,328	N/A
Other	0	0	0	N/A
		(1)		



*Current Year restricted amount is as of September 1, 2023.

Reverted includes the statutory three- percent reserve (when applicable).
 Restricted includes any Governor's Expenditure Restriction (when applicable).

NOTES:

(1) FY22-This appropriation was established in FY 2022.

CORE RECONCILIATION DETAIL

**DEPARTMENT OF SOCIAL SERVICES
CHILD CARE IT CONSOL TRANSFER**

5. CORE RECONCILIATION DETAIL

	Budget Class	FTE	GR	Federal	Other	Total	Explanation
TAFP AFTER VETOES							
	TRF	0.00	0	1,616,328	0	1,616,328	
	Total	0.00	0	1,616,328	0	1,616,328	
DEPARTMENT CORE ADJUSTMENTS							
Core Reduction	355 T688 TRF	0.00	0	(1,616,328)	0	(1,616,328)	Core reduction of excess authority, transferred to DESE in FY24.
NET DEPARTMENT CHANGES		0.00	0	(1,616,328)	0	(1,616,328)	
DEPARTMENT CORE REQUEST							
	TRF	0.00	0	0	0	0	
	Total	0.00	0	0	0	0	
GOVERNOR'S RECOMMENDED CORE							
	TRF	0.00	0	0	0	0	
	Total	0.00	0	0	0	0	

DECISION ITEM SUMMARY

Budget Unit								
Decision Item	FY 2023	FY 2023	FY 2024	FY 2024	FY 2025	FY 2025	*****	*****
Budget Object Summary	ACTUAL	ACTUAL	BUDGET	BUDGET	DEPT REQ	DEPT REQ	SECURED	SECURED
Fund	DOLLAR	FTE	DOLLAR	FTE	DOLLAR	FTE	COLUMN	COLUMN
CHILD CARE IT CONSOL TRANSFER								
CORE								
FUND TRANSFERS								
CHILD CARE AND DEVELOPMENT FED	0	0.00	1,616,328	0.00	0	0.00	0	0.00
TOTAL - TRF	0	0.00	1,616,328	0.00	0	0.00	0	0.00
TOTAL	0	0.00	1,616,328	0.00	0	0.00	0	0.00
GRAND TOTAL	\$0	0.00	\$1,616,328	0.00	\$0	0.00	\$0	0.00

DECISION ITEM DETAIL

Budget Unit	FY 2023	FY 2023	FY 2024	FY 2024	FY 2025	FY 2025	*****	*****
Decision Item	ACTUAL	ACTUAL	BUDGET	BUDGET	DEPT REQ	DEPT REQ	SECURED	SECURED
Budget Object Class	DOLLAR	FTE	DOLLAR	FTE	DOLLAR	FTE	COLUMN	COLUMN
CHILD CARE IT CONSOL TRANSFER								
CORE								
TRANSFERS OUT	0	0.00	1,616,328	0.00	0	0.00	0	0.00
TOTAL - TRF	0	0.00	1,616,328	0.00	0	0.00	0	0.00
GRAND TOTAL	\$0	0.00	\$1,616,328	0.00	\$0	0.00	\$0	0.00
GENERAL REVENUE	\$0	0.00	\$0	0.00	\$0	0.00		0.00
FEDERAL FUNDS	\$0	0.00	\$1,616,328	0.00	\$0	0.00		0.00
OTHER FUNDS	\$0	0.00	\$0	0.00	\$0	0.00		0.00

PROGRAM DESCRIPTION

Department: Social Services
Division: Office of the Director
Core: Child Care IT Consol Transfer

HB Section(s): 11.017

1a. What strategic priority does this program address?

Child Care fund transfer

1b. What does this program do?

In FY 2022, the General Assembly appropriated the transfer from the Child Care Development Block Grant Fund (0168) to the O/A IT Consolidated Fund (0165).

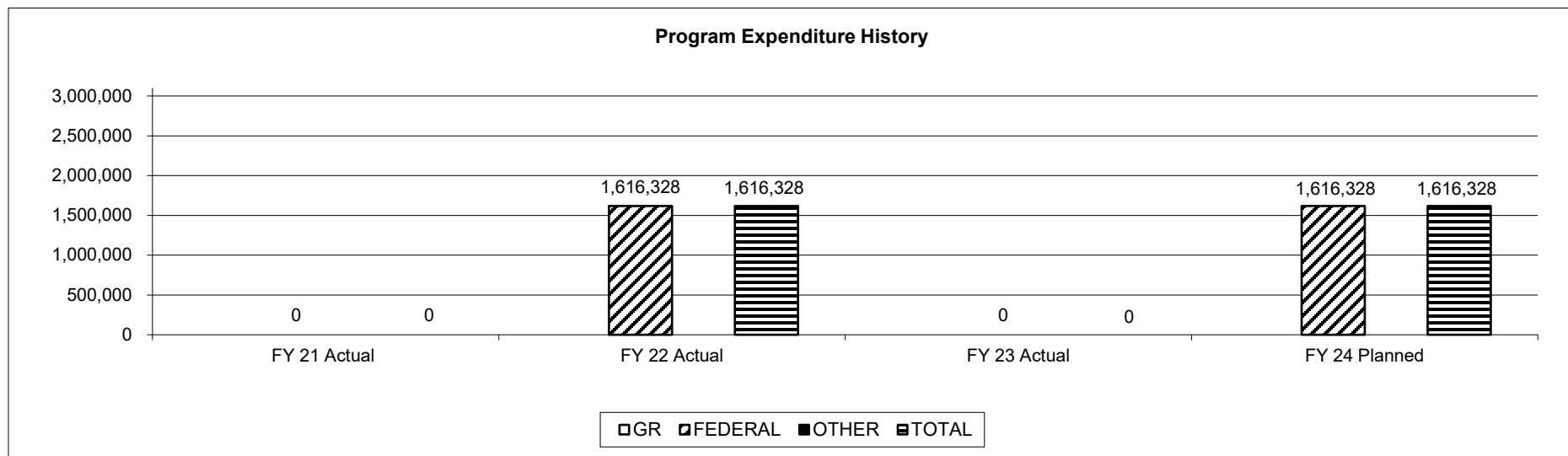
No performance measures are included for this program as it is an accounting mechanism.

PROGRAM DESCRIPTION

Department: Social Services
 Division: Office of the Director
 Core: Child Care IT Consol Transfer

HB Section(s): 11.017

3. Provide actual expenditures for the prior three fiscal years and planned expenditures for the current fiscal year. (Note: Amounts do not include fringe benefit costs.)



4. What are the sources of the "Other " funds?

N/A

5. What is the authorization for this program, i.e., federal or state statute, etc.? (Include the federal program number, if applicable.)

State Statute : HB 11 (DSS Appropriation Bill)

6. Are there federal matching requirements? If yes, please explain.

No.

7. Is this a federally mandated program? If yes, please explain.

No.

Core – OA IT Federal Transfer

CORE DECISION ITEM

Department: Social Services
 Division: Office of the Director
 Core: OA IT Federal Transfer

Budget Unit: 88731C

HB Section: 11.017

1. CORE FINANCIAL SUMMARY

	FY 2025 Budget Request					FY 2025 Governor's Recommendation			
	GR	Federal	Other	Total		GR	Federal	Other	Total
PS	0	0	0	0	PS	0	0	0	0
EE	0	0	0	0	EE	0	0	0	0
PSD	0	0	0	0	PSD	0	0	0	0
TRF	0	19,344,000	0	19,344,000	TRF	0	0	0	0
Total	0	19,344,000	0	19,344,000	Total	0	0	0	0
FTE	0.00	0.00	0.00	0.00	FTE	0.00	0.00	0.00	0.00

Est. Fringe	0	0	0	0
--------------------	---	---	---	---

Note: Fringes budgeted in House Bill 5 except for certain fringes budgeted directly to MoDOT, Highway Patrol, and Conservation.

Est. Fringe	0	0	0	0
--------------------	---	---	---	---

Note: Fringes budgeted in House Bill 5 except for certain fringes budgeted directly to MoDOT, Highway Patrol, and Conservation.

Other Funds: N/A

Other Funds:

2. CORE DESCRIPTION

Funds are to be transferred out of the State Treasury to the OA Information Technology Federal Fund.

3. PROGRAM LISTING (list programs included in this core funding)

OA IT Federal Transfer

CORE DECISION ITEM

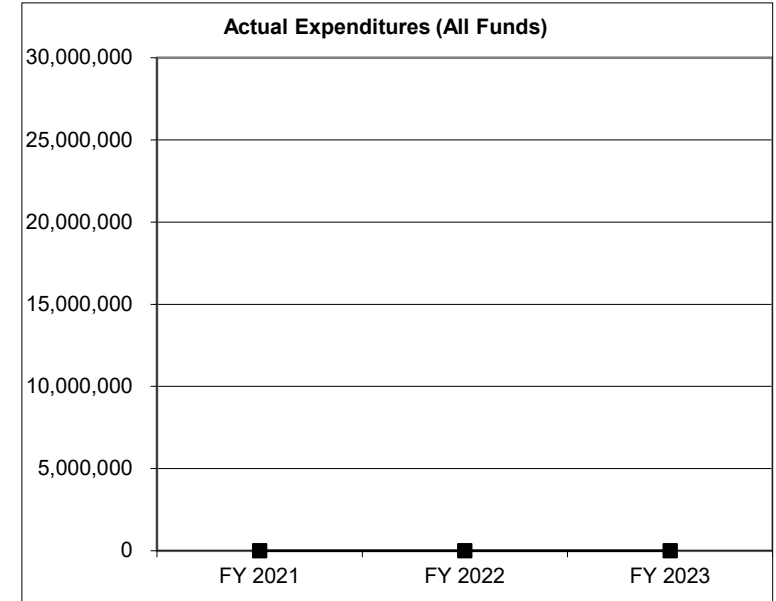
Department: Social Services
Division: Office of the Director
Core: OA IT Federal Transfer

Budget Unit: 88731C

HB Section: 11.017

4. FINANCIAL HISTORY

	FY 2021 Actual	FY 2022 Actual	FY 2023 Actual	FY 2024 Current Yr.
Appropriation (All Funds)	0	0	0	19,344,000
Less Reverted (All Funds)	0	0	0	0
Less Restricted (All Funds)	0	0	0	0
Budget Authority (All Funds)	<u>0</u>	<u>0</u>	<u>0</u>	<u>19,344,000</u>
Actual Expenditures (All Funds)	<u>0</u>	<u>0</u>	<u>0</u>	N/A
Unexpended (All Funds)	<u><u>0</u></u>	<u><u>0</u></u>	<u><u>0</u></u>	<u><u>N/A</u></u>
Unexpended, by Fund:				
General Revenue	0	0	0	N/A
Federal	0	0	0	N/A
Other	0	0	0	N/A
				(1)



*Current Year restricted amount is as of September 1, 2023.

Reverted includes the statutory three- percent reserve (when applicable).
 Restricted includes any Governor's Expenditure Restriction (when applicable).

NOTES:

(1) FY24 - This appropriation was established in FY 2024.

CORE RECONCILIATION DETAIL

**DEPARTMENT OF SOCIAL SERVICES
OA IT FED FUND TRF**

5. CORE RECONCILIATION DETAIL

	Budget Class	FTE	GR	Federal	Other	Total	Explanation
TAFP AFTER VETOES							
	TRF	0.00	0	19,344,000	0	19,344,000	
	Total	0.00	0	19,344,000	0	19,344,000	
DEPARTMENT CORE ADJUSTMENTS							
Core Reallocation	356 T265 TRF	0.00	0	(2,268,000)	0	(2,268,000)	Core reallocation to align with actual expenditures.
Core Reallocation	356 T259 TRF	0.00	0	2,268,000	0	2,268,000	Core reallocation to align with actual expenditures.
NET DEPARTMENT CHANGES		0.00	0	0	0	0	
DEPARTMENT CORE REQUEST							
	TRF	0.00	0	19,344,000	0	19,344,000	
	Total	0.00	0	19,344,000	0	19,344,000	
GOVERNOR'S RECOMMENDED CORE							
	TRF	0.00	0	19,344,000	0	19,344,000	
	Total	0.00	0	19,344,000	0	19,344,000	

DECISION ITEM SUMMARY

Budget Unit									
Decision Item	FY 2023	FY 2023	FY 2024	FY 2024	FY 2025	FY 2025	*****	*****	
Budget Object Summary	ACTUAL	ACTUAL	BUDGET	BUDGET	DEPT REQ	DEPT REQ	SECURED	SECURED	
Fund	DOLLAR	FTE	DOLLAR	FTE	DOLLAR	FTE	COLUMN	COLUMN	
OA IT FED FUND TRF									
CORE									
FUND TRANSFERS									
DEPT OF SOC SERV FEDERAL & OTH	0	0.00	19,344,000	0.00	19,344,000	0.00	0	0.00	
TOTAL - TRF	0	0.00	19,344,000	0.00	19,344,000	0.00	0	0.00	
TOTAL	0	0.00	19,344,000	0.00	19,344,000	0.00	0	0.00	
HB 11.017 ITSD Transfer - 1886028									
FUND TRANSFERS									
DEPT OF SOC SERV FEDERAL & OTH	0	0.00	0	0.00	7,004,800	0.00	0	0.00	
TOTAL - TRF	0	0.00	0	0.00	7,004,800	0.00	0	0.00	
TOTAL	0	0.00	0	0.00	7,004,800	0.00	0	0.00	
GRAND TOTAL	\$0	0.00	\$19,344,000	0.00	\$26,348,800	0.00	\$0	0.00	

PROGRAM DESCRIPTION

Department: Social Services
Division: Office of the Director
Core: OA IT Federal Transfer

HB Section(s): 11.017

1a. What strategic priority does this program address?

Fund Transfer

1b. What does this program do?

In FY 2024, the General Assembly appropriated the transfer from the Department of Social Services Federal Fund (0610) to the O/A IT Consolidated Fund (0165).

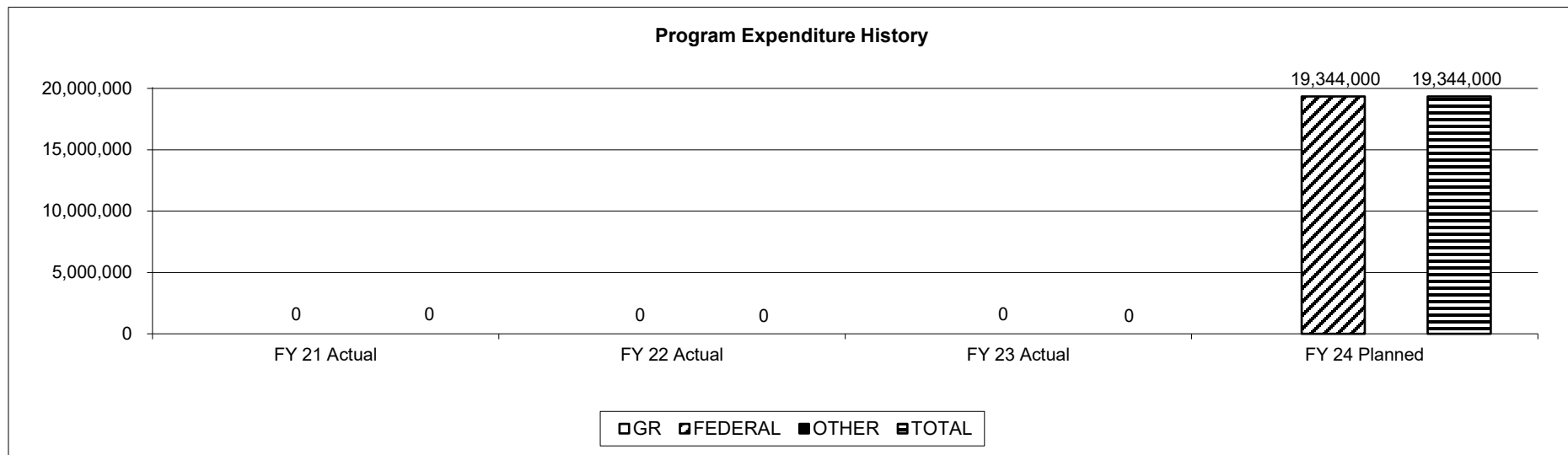
No performance measures are included for this program as it is an accounting mechanism.

PROGRAM DESCRIPTION

Department: Social Services
 Division: Office of the Director
 Core: OA IT Federal Transfer

HB Section(s): 11.017

3. Provide actual expenditures for the prior three fiscal years and planned expenditures for the current fiscal year. (Note: Amounts do not include fringe benefit costs.)



4. What are the sources of the "Other " funds?

N/A

5. What is the authorization for this program, i.e., federal or state statute, etc.? (Include the federal program number, if applicable.)

State Statute : HB 11 (DSS Appropriation Bill)

6. Are there federal matching requirements? If yes, please explain.

No.

7. Is this a federally mandated program? If yes, please explain.

No.

**NDI – OA IT Federal
Fund Transfer
Additional Authority**

NEW DECISION ITEM

Department of Social Services
Division: Finance and Administrative Services
DI Name: OA IT Fed Fund Transfer Additional Authority CTC DI# 1886028

Budget Unit 88731C
HB Section 11.017

1. AMOUNT OF REQUEST

	FY 2025 Budget Request			
	GR	Federal	Other	Total
PS	0	0	0	0
EE	0	0	0	0
PSD	0	0	0	0
TRF	0	7,004,800	0	7,004,800
Total	0	7,004,800	0	7,004,800
FTE	0.00	0.00	0.00	0.00

	FY 2025 Governor's Recommendation			
	GR	Federal	Other	Total
PS	0	0	0	0
EE	0	0	0	0
PSD	0	0	0	0
TRF	0	0	0	0
Total	0	0	0	0
FTE	0.00	0.00	0.00	0.00

Est. Fringe	0	0	0	0
--------------------	---	---	---	---

Note: Fringes budgeted in House Bill 5 except for certain fringes budgeted directly to MoDOT, Highway Patrol, and Conservation.

Est. Fringe	0	0	0	0
--------------------	---	---	---	---

Note: Fringes budgeted in House Bill 5 except for certain fringes budgeted directly to MoDOT, Highway Patrol, and Conservation.

Other Funds: N/A
 Non-Counts: DEPT OF SOC SERV FEDERAL & OTHER (0610) - \$7,004,800

Other Funds:
 Non-Counts:

2. THIS REQUEST CAN BE CATEGORIZED AS:

<input type="checkbox"/> New Legislation	<input type="checkbox"/> New Program	<input type="checkbox"/> Fund Switch
<input type="checkbox"/> Federal Mandate	<input type="checkbox"/> Program Expansion	<input checked="" type="checkbox"/> Cost to Continue
<input type="checkbox"/> GR Pick-Up	<input type="checkbox"/> Space Request	<input type="checkbox"/> Equipment Replacement
<input type="checkbox"/> Pay Plan	<input type="checkbox"/> Other: _____	

3. WHY IS THIS FUNDING NEEDED? PROVIDE AN EXPLANATION FOR ITEMS CHECKED IN #2. INCLUDE THE FEDERAL OR STATE STATUTORY OR CONSTITUTIONAL AUTHORIZATION FOR THIS PROGRAM.

In the FY2024 Budget cycle, the General Assembly appropriated non-count transfer authority from the Department of Social Services Federal Fund (0610) to the OA Information Technology Federal Fund (0165). Additional non-count authority is requested in order to align with expected expenditures.

NEW DECISION ITEM

Department of Social Services
Division: Finance and Administrative Services
DI Name: OA IT Fed Fund Transfer Additional Authority CTC DI# 1886028

Budget Unit 88731C
HB Section 11.017

4. DESCRIBE THE DETAILED ASSUMPTIONS USED TO DERIVE THE SPECIFIC REQUESTED AMOUNT. (How did you determine that the requested number of FTE were appropriate? From what source or standard did you derive the requested levels of funding? Were alternatives such as outsourcing or automation considered? If based on new legislation, does request tie to TAFP fiscal note? If not, explain why. Detail which portions of the request are one-times and how those amounts were calculated.)

Funding needed in order to meet expected FY25 expenditures is based on FY24 Supplemental request, increased by 10%.

	FY24 Need	10%	FY25 Request
OA IT FED TRF FOSTER CARE-0610	2,000,000	200,000	2,200,000
OA IT FED TRF ADOP ASST-0610	275,000	27,500	302,500
OA IT FED TRF GUARDIANSHIP-0610	618,000	61,800	679,800
OA IT FED TRF MNY FLLW PR-0610	125,000	12,500	137,500
OA IT FED TRF MED ADMIN-0610	2,000,000	200,000	2,200,000
OA IT FED TRF SNAP-0610	1,000,000	100,000	1,100,000
OA IT FED TRF REHAB BLIND-0610	350,000	35,000	385,000
			\$ 7,004,800

5. BREAK DOWN THE REQUEST BY BUDGET OBJECT CLASS, JOB CLASS, AND FUND SOURCE. IDENTIFY ONE-TIME COSTS.

Budget Object Class/Job Class	Dept Req GR DOLLARS	Dept Req GR FTE	Dept Req FED DOLLARS	Dept Req FED FTE	Dept Req OTHER DOLLARS	Dept Req OTHER FTE	Dept Req TOTAL DOLLARS	Dept Req TOTAL FTE	Dept Req One-Time DOLLARS
820 - Transfers	0		7,004,800		0		7,004,800		0
Total TRF	0		7,004,800		0		7,004,800		0
Grand Total	0	0.0	7,004,800	0.0	0	0.0	7,004,800	0.0	0

Budget Object Class/Job Class	Gov Rec GR DOLLARS	Gov Rec GR FTE	Gov Rec FED DOLLARS	Gov Rec FED FTE	Gov Rec OTHER DOLLARS	Gov Rec OTHER FTE	Gov Rec TOTAL DOLLARS	Gov Rec TOTAL FTE	Gov Rec One-Time DOLLARS
820 - Transfers	0		0		0		0		0
Total TRF	0		0		0		0		0
Grand Total	0	0.0	0	0.0	0	0.0	0	0.0	0

DECISION ITEM DETAIL

Budget Unit	FY 2023	FY 2023	FY 2024	FY 2024	FY 2025	FY 2025	*****	*****
Decision Item	ACTUAL	ACTUAL	BUDGET	BUDGET	DEPT REQ	DEPT REQ	SECURED	SECURED
Budget Object Class	DOLLAR	FTE	DOLLAR	FTE	DOLLAR	FTE	COLUMN	COLUMN
OA IT FED FUND TRF								
HB 11.017 ITSD Transfer - 1886028								
TRANSFERS OUT	0	0.00	0	0.00	7,004,800	0.00	0	0.00
TOTAL - TRF	0	0.00	0	0.00	7,004,800	0.00	0	0.00
GRAND TOTAL	\$0	0.00	\$0	0.00	\$7,004,800	0.00	\$0	0.00
GENERAL REVENUE	\$0	0.00	\$0	0.00	\$0	0.00		0.00
FEDERAL FUNDS	\$0	0.00	\$0	0.00	\$7,004,800	0.00		0.00
OTHER FUNDS	\$0	0.00	\$0	0.00	\$0	0.00		0.00

Core - Human Resource Center

CORE DECISION ITEM

Department: Social Services
 Division: Office of Director
 Core: Human Resource Center (HRC)

Budget Unit: 88742C

HB Section: 11.020

1. CORE FINANCIAL SUMMARY

FY 2025 Budget Request					FY 2025 Governor's Recommendation				
	GR	Federal	Other	Total		GR	Federal	Other	Total
PS	329,629	243,842	0	573,471	PS	0	0	0	0
EE	11,062	29,831	0	40,893	EE	0	0	0	0
PSD	0	0	0	0	PSD	0	0	0	0
TRF	0	0	0	0	TRF	0	0	0	0
Total	340,691	273,673	0	614,364	Total	0	0	0	0
FTE	5.80	4.70	0.00	10.50	FTE	0.00	0.00	0.00	0.00

Est. Fringe	209,963	161,469	0	371,432
--------------------	---------	---------	---	---------

Note: Fringes budgeted in House Bill 5 except for certain fringes budgeted directly to MoDOT, Highway Patrol, and Conservation.

Est. Fringe	0	0	0	0
--------------------	---	---	---	---

Note: Fringes budgeted in House Bill 5 except for certain fringes budgeted directly to MoDOT, Highway Patrol, and Conservation.

Other Funds: N/A

Other Funds:

2. CORE DESCRIPTION

This appropriation provides core funding for the Human Resource Center (HRC). HRC is charged by the Department of Social Services (DSS) to plan, develop, and implement a statewide human resource program giving direction and coordination to all divisions within the department.

3. PROGRAM LISTING (list programs included in this core funding)

Human Resource Center

CORE DECISION ITEM

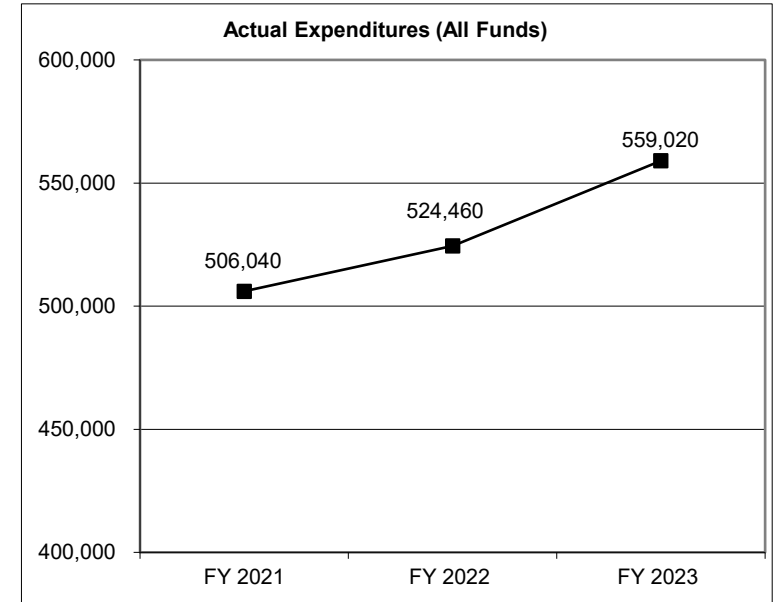
Department: Social Services
 Division: Office of Director
 Core: Human Resource Center (HRC)

Budget Unit: 88742C

HB Section: 11.020

4. FINANCIAL HISTORY

	FY 2021 Actual	FY 2022 Actual	FY 2023 Actual	FY 2024 Current Yr.
Appropriation (All Funds)	530,911	535,811	569,259	614,364
Less Reverted (All Funds)	(8,728)	(8,487)	(9,429)	(10,221)
Less Restricted (All Funds)	0	0	0	0
Budget Authority (All Funds)	522,183	527,324	559,830	604,143
Actual Expenditures (All Funds)	506,040	524,460	559,020	N/A
Unexpended (All Funds)	16,143	2,864	810	N/A
Unexpended, by Fund:				
General Revenue	893	1,002	0	N/A
Federal	15,250	1,862	810	N/A
Other	0	0	0	N/A
				(1)



*Current Year restricted amount is as of September 1, 2023.

Reverted includes the statutory three- percent reserve (when applicable).
 Restricted includes any Governor's Expenditure Restriction (when applicable).

NOTES:

(1) FY24 - There was a pay plan increase of 8.7% for FY24.

CORE RECONCILIATION DETAIL

**DEPARTMENT OF SOCIAL SERVICES
HUMAN RESOURCE CENTER**

5. CORE RECONCILIATION DETAIL

	Budget Class	FTE	GR	Federal	Other	Total	Explanation
TAFP AFTER VETOES							
	PS	10.50	329,629	243,842	0	573,471	
	EE	0.00	11,062	29,831	0	40,893	
	Total	10.50	340,691	273,673	0	614,364	
DEPARTMENT CORE REQUEST							
	PS	10.50	329,629	243,842	0	573,471	
	EE	0.00	11,062	29,831	0	40,893	
	Total	10.50	340,691	273,673	0	614,364	
GOVERNOR'S RECOMMENDED CORE							
	PS	10.50	329,629	243,842	0	573,471	
	EE	0.00	11,062	29,831	0	40,893	
	Total	10.50	340,691	273,673	0	614,364	

DECISION ITEM SUMMARY

Budget Unit									
Decision Item	FY 2023	FY 2023	FY 2024	FY 2024	FY 2025	FY 2025	*****	*****	
Budget Object Summary	ACTUAL	ACTUAL	BUDGET	BUDGET	DEPT REQ	DEPT REQ	SECURED	SECURED	
Fund	DOLLAR	FTE	DOLLAR	FTE	DOLLAR	FTE	COLUMN	COLUMN	
HUMAN RESOURCE CENTER									
CORE									
PERSONAL SERVICES									
GENERAL REVENUE	295,082	4.40	329,629	5.80	329,629	5.80	0	0.00	
CHILD CARE AND DEVELOPMENT FED	902	0.01	0	0.00	0	0.00	0	0.00	
TEMP ASSIST NEEDY FAM FEDERAL	23,635	0.33	25,773	0.48	25,773	0.48	0	0.00	
DEPT OF SOC SERV FEDERAL & OTH	202,141	2.91	218,069	4.22	218,069	4.22	0	0.00	
TOTAL - PS	521,760	7.65	573,471	10.50	573,471	10.50	0	0.00	
EXPENSE & EQUIPMENT									
GENERAL REVENUE	10,719	0.00	11,062	0.00	11,062	0.00	0	0.00	
DEPT OF SOC SERV FEDERAL & OTH	29,174	0.00	29,831	0.00	29,831	0.00	0	0.00	
TOTAL - EE	39,893	0.00	40,893	0.00	40,893	0.00	0	0.00	
TOTAL	561,653	7.65	614,364	10.50	614,364	10.50	0	0.00	
GRAND TOTAL	\$561,653	7.65	\$614,364	10.50	\$614,364	10.50	\$0	0.00	

DECISION ITEM DETAIL

Budget Unit	FY 2023	FY 2023	FY 2024	FY 2024	FY 2025	FY 2025	*****	*****
Decision Item	ACTUAL	ACTUAL	BUDGET	BUDGET	DEPT REQ	DEPT REQ	SECURED	SECURED
Budget Object Class	DOLLAR	FTE	DOLLAR	FTE	DOLLAR	FTE	COLUMN	COLUMN
HUMAN RESOURCE CENTER								
CORE								
PROJECT CONSULTANT	3,871	0.05	11,931	0.27	5,931	0.27	0	0.00
SPECIAL ASST PROFESSIONAL	112,061	0.91	122,705	1.00	130,549	1.00	0	0.00
SPECIAL ASST OFFICE & CLERICAL	110	0.00	28,780	1.00	2,780	1.00	0	0.00
ADMIN SUPPORT ASSISTANT	10,268	0.30	9,546	1.00	9,546	1.00	0	0.00
LEAD ADMIN SUPPORT ASSISTANT	0	0.00	561	0.25	561	0.25	0	0.00
HUMAN RESOURCES ASSISTANT	3,090	0.07	0	0.00	0	0.00	0	0.00
HUMAN RESOURCES GENERALIST	126,203	2.70	145,217	2.98	112,373	2.98	0	0.00
HUMAN RESOURCES SPECIALIST	50,087	1.01	55,649	1.00	50,649	1.00	0	0.00
HUMAN RESOURCES MANAGER	216,070	2.61	199,082	3.00	261,082	3.00	0	0.00
TOTAL - PS	521,760	7.65	573,471	10.50	573,471	10.50	0	0.00
TRAVEL, IN-STATE	3,896	0.00	2,475	0.00	2,475	0.00	0	0.00
TRAVEL, OUT-OF-STATE	3,929	0.00	100	0.00	2,100	0.00	0	0.00
SUPPLIES	11,187	0.00	18,199	0.00	18,099	0.00	0	0.00
PROFESSIONAL DEVELOPMENT	8,502	0.00	4,973	0.00	4,973	0.00	0	0.00
COMMUNICATION SERV & SUPP	6,683	0.00	7,955	0.00	7,955	0.00	0	0.00
PROFESSIONAL SERVICES	3,764	0.00	3,456	0.00	3,456	0.00	0	0.00
HOUSEKEEPING & JANITORIAL SERV	25	0.00	508	0.00	508	0.00	0	0.00
M&R SERVICES	293	0.00	230	0.00	230	0.00	0	0.00
OFFICE EQUIPMENT	0	0.00	2,617	0.00	617	0.00	0	0.00
OTHER EQUIPMENT	1,003	0.00	100	0.00	200	0.00	0	0.00
EQUIPMENT RENTALS & LEASES	0	0.00	100	0.00	100	0.00	0	0.00
MISCELLANEOUS EXPENSES	611	0.00	180	0.00	180	0.00	0	0.00
TOTAL - EE	39,893	0.00	40,893	0.00	40,893	0.00	0	0.00
GRAND TOTAL	\$561,653	7.65	\$614,364	10.50	\$614,364	10.50	\$0	0.00
GENERAL REVENUE	\$305,801	4.40	\$340,691	5.80	\$340,691	5.80		0.00
FEDERAL FUNDS	\$255,852	3.25	\$273,673	4.70	\$273,673	4.70		0.00
OTHER FUNDS	\$0	0.00	\$0	0.00	\$0	0.00		0.00

PROGRAM DESCRIPTION

Department: Social Services

HB Section(s): 11.020

Program Name: Office of Director

Program is found in the following core budget(s): Human Resource Center (HRC)

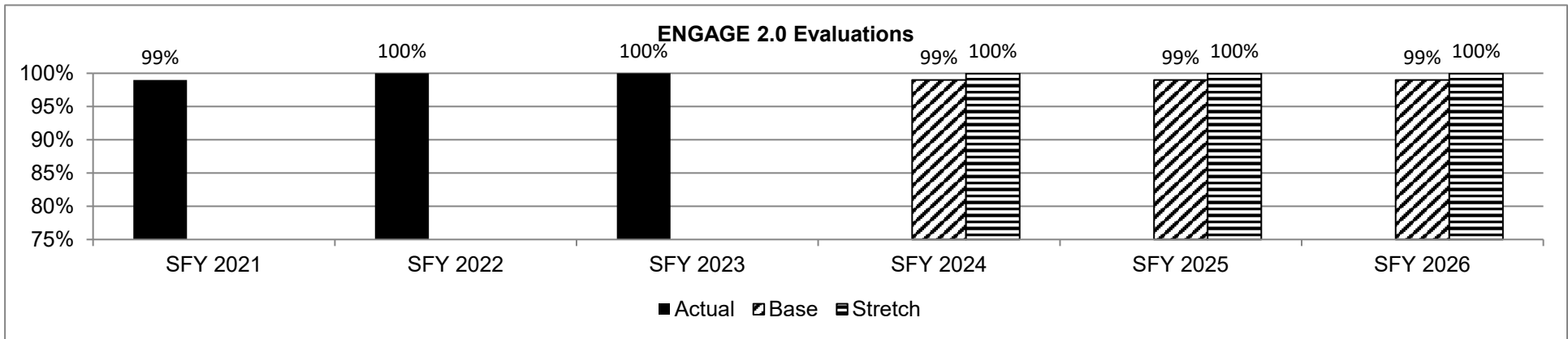
1a. What strategic priority does this program address?

Effective human resource management oversight

1b. What does this program do?

The Human Resource Center (HRC) plans, develops, and implements statewide human resource programs; providing leadership, direction, and coordination of related services and support to all divisions. Human resource staff assigned to the Family Support Division, Children's Division, and Division of Youth Services are included in that division's budget request. For efficient and effective human resource management department-wide, these staff are provided management and oversight by HRC. The service and support functions provided by the HRC are necessary to maintain a qualified and productive workforce, and to ensure compliance with applicable state and federal law. HRC's mission is to serve the divisions in a timely and responsible manner through training, guidance, and assistance, thus contributing to the retention and continuing development of a productive and harmonious workforce. HRC provides training, interpretive and technical assistance to staff ensuring personnel decisions are made and actions are taken within relevant guidelines including state personnel rules and regulations, state and federal employment laws, state and federal civil rights laws, and administrative policies and procedures in order to assist the divisions in meeting their programmatic goals.

2a. Provide an activity measure(s) for the program.



PROGRAM DESCRIPTION

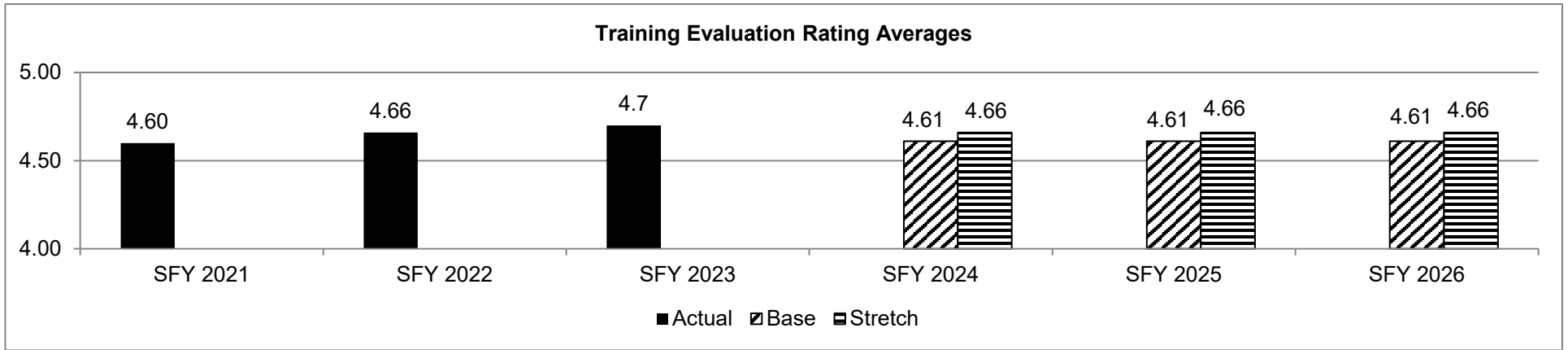
Department: Social Services

HB Section(s): 11.020

Program Name: Office of Director

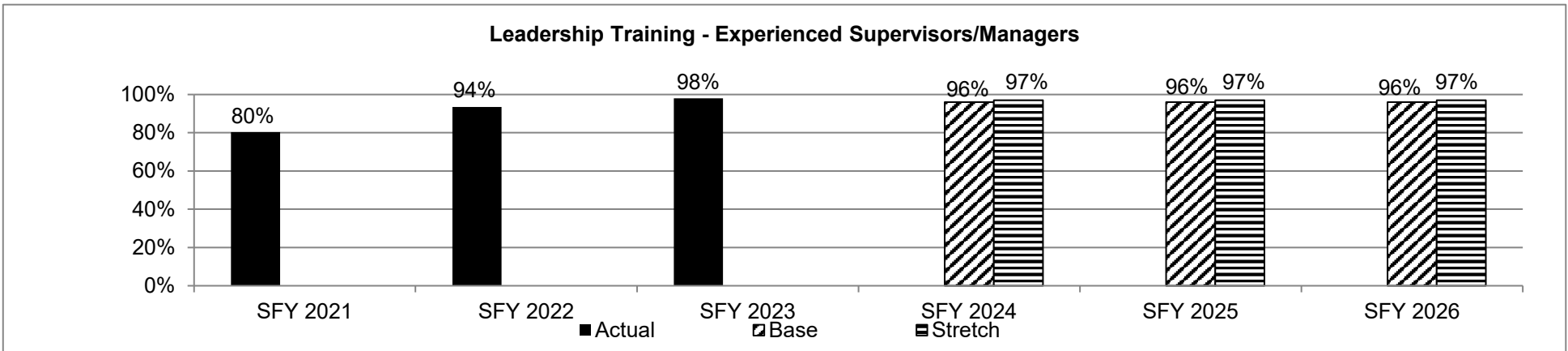
Program is found in the following core budget(s): Human Resource Center (HRC)

2b. Provide a measure(s) of the program's quality.



Participants completing courses conducted by the Human Resource Center rate the training content and instructor on a 1-5 scale (strongly disagree to strongly agree).

2c. Provide a measure(s) of the program's impact.



Experienced supervisors/managers were required to complete 52 hours of leadership training in FY2021 and FY22. For FY23, the requirement was changed to 40 hours per fiscal year.

PROGRAM DESCRIPTION

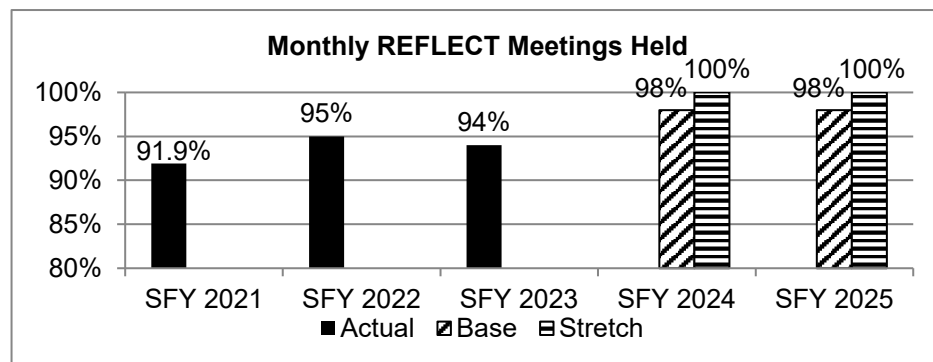
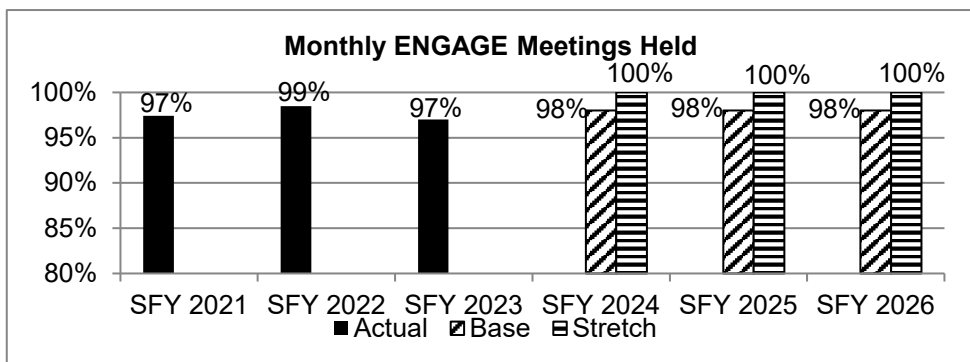
Department: Social Services

HB Section(s): 11.020

Program Name: Office of Director

Program is found in the following core budget(s): Human Resource Center (HRC)

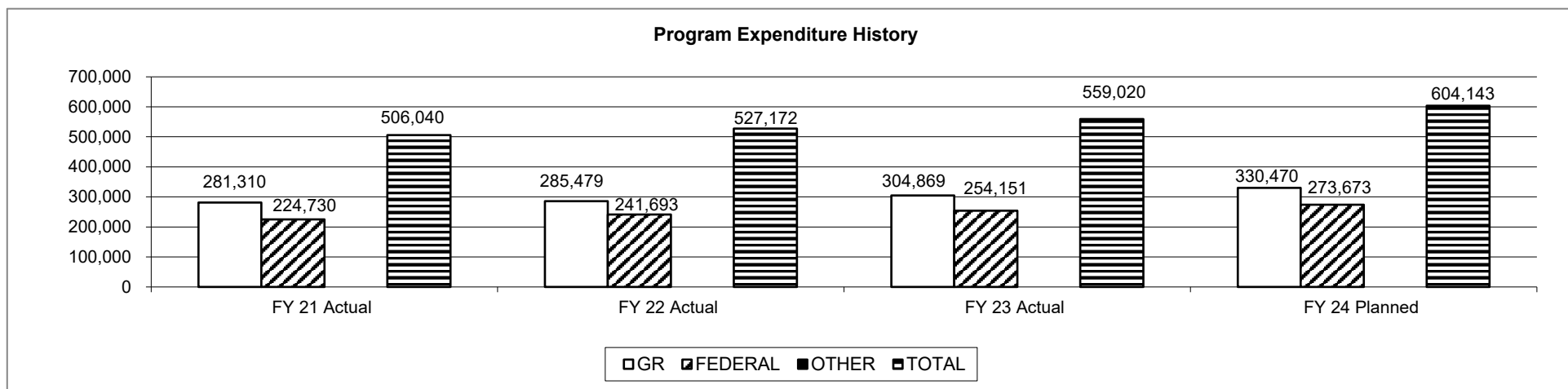
2d. Provide a measure(s) of the program's efficiency.



ENGAGE, the State of Missouri's professional development approach, was implemented in January 2018.

REFLECT meetings began in January 2019.

3. Provide actual expenditures for the prior three fiscal years and planned expenditures for the current fiscal year. (Note: Amounts do not include fringe benefit costs.)



Planned FY 2024 expenditures are net of reverted.

PROGRAM DESCRIPTION

Department: Social Services

HB Section(s): 11.020

Program Name: Office of Director

Program is found in the following core budget(s): Human Resource Center (HRC)

4. What are the sources of the "Other " funds?

N/A

5. What is the authorization for this program, i.e., federal or state statute, etc.? (Include the federal program number, if applicable.)

State Statute: Section 660.010, RSMo.

6. Are there federal matching requirements? If yes, please explain.

Expenditures are allocated in accordance with the methodology outlined in the department's cost allocation plan and charged to corresponding grants or used as maintenance of effort as appropriate.

7. Is this a federally mandated program? If yes, please explain.

N/A

Core – State Technical Assistance Team

CORE DECISION ITEM

Department: Social Services
 Division: Office of Director
 Core: State Technical Assistance Team (STAT)

Budget Unit: 88750C
 HB Section: 11.025

1. CORE FINANCIAL SUMMARY

	FY 2025 Budget Request			
	GR	Federal	Other	Total
PS	1,562,271	0	0	1,562,271
EE	223,512	0	0	223,512
PSD	0	0	0	0
TRF	0	0	0	0
Total	1,785,783	0	0	1,785,783
FTE	27.50	0.00	0.00	27.50

	FY 2025 Governor's Recommendation			
	GR	Federal	Other	Total
PS	0	0	0	0
EE	0	0	0	0
PSD	0	0	0	0
TRF	0	0	0	0
Total	0	0	0	0
FTE	0.00	0.00	0.00	0.00

Est. Fringe	995,281	0	0	995,281
--------------------	---------	---	---	---------

Note: Fringes budgeted in House Bill 5 except for certain fringes budgeted directly to MoDOT, Highway Patrol, and Conservation.

Est. Fringe	0	0	0	0
--------------------	---	---	---	---

Note: Fringes budgeted in House Bill 5 except for certain fringes budgeted directly to MoDOT, Highway Patrol, and Conservation.

Other Funds: N/A

Other Funds:

2. CORE DESCRIPTION

Core operating budget for the State Technical Assistance Team.

3. PROGRAM LISTING (list programs included in this core funding)

State Technical Assistance Team (STAT)

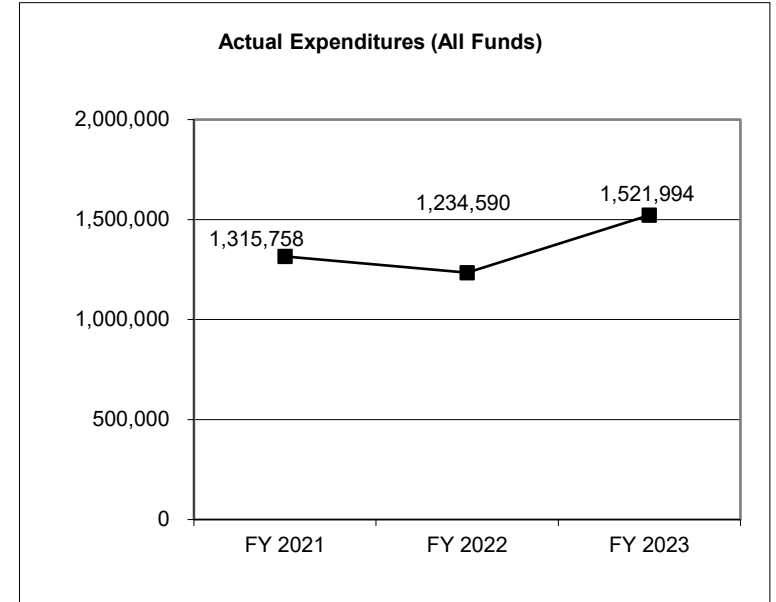
CORE DECISION ITEM

Department: Social Services
Division: Office of Director
Core: State Technical Assistance Team (STAT)

Budget Unit: 88750C
HB Section: 11.025

4. FINANCIAL HISTORY

	FY 2021 Actual	FY 2022 Actual	FY 2023 Actual	FY 2024 Current Yr.
Appropriation (All Funds)	1,367,906	1,379,585	1,748,231	1,785,783
Less Reverted (All Funds)	(41,037)	(56,720)	(52,447)	(53,573)
Less Restricted (All Funds)	0	0	0	0
Budget Authority (All Funds)	1,326,869	1,322,865	1,695,784	1,732,210
Actual Expenditures (All Funds)	1,315,758	1,234,590	1,521,994	N/A
Unexpended (All Funds)	11,111	88,275	173,790	N/A
Unexpended, by Fund:				
General Revenue	11,111	88,275	173,790	N/A
Federal	0	0	0	N/A
Other	0	0	0	N/A
	(1)		(2)	(3)



*Current Year restricted amount is as of September 1, 2023.

Reverted includes the statutory three- percent reserve (when applicable).
 Restricted includes any Governor's Expenditure Restriction (when applicable).

NOTES:

- (1)** FY21 - STAT was reallocated to its own HB section, previously included under HB section 11.055 with DLS.
- (2)** FY23 - STAT was appropriated two (2) additional FTE and corresponding PS and EE.
- (3)** FY24 - There was a pay plan increase of 8.7% for FY24.

CORE RECONCILIATION DETAIL

**DEPARTMENT OF SOCIAL SERVICES
STAT**

5. CORE RECONCILIATION DETAIL

	Budget Class	FTE	GR	Federal	Other	Total	Explanation
TAFP AFTER VETOES							
	PS	27.50	1,562,271	0	0	1,562,271	
	EE	0.00	223,512	0	0	223,512	
	Total	27.50	1,785,783	0	0	1,785,783	
DEPARTMENT CORE REQUEST							
	PS	27.50	1,562,271	0	0	1,562,271	
	EE	0.00	223,512	0	0	223,512	
	Total	27.50	1,785,783	0	0	1,785,783	
GOVERNOR'S RECOMMENDED CORE							
	PS	27.50	1,562,271	0	0	1,562,271	
	EE	0.00	223,512	0	0	223,512	
	Total	27.50	1,785,783	0	0	1,785,783	

DECISION ITEM SUMMARY

Budget Unit									
Decision Item	FY 2023	FY 2023	FY 2024	FY 2024	FY 2025	FY 2025	*****	*****	
Budget Object Summary	ACTUAL	ACTUAL	BUDGET	BUDGET	DEPT REQ	DEPT REQ	SECURED	SECURED	
Fund	DOLLAR	FTE	DOLLAR	FTE	DOLLAR	FTE	COLUMN	COLUMN	
STAT									
CORE									
PERSONAL SERVICES									
GENERAL REVENUE	1,263,435	24.26	1,562,271	27.50	1,562,271	27.50	0	0.00	
TOTAL - PS	1,263,435	24.26	1,562,271	27.50	1,562,271	27.50	0	0.00	
EXPENSE & EQUIPMENT									
GENERAL REVENUE	258,559	0.00	223,512	0.00	223,512	0.00	0	0.00	
TOTAL - EE	258,559	0.00	223,512	0.00	223,512	0.00	0	0.00	
TOTAL	1,521,994	24.26	1,785,783	27.50	1,785,783	27.50	0	0.00	
GRAND TOTAL	\$1,521,994	24.26	\$1,785,783	27.50	\$1,785,783	27.50	\$0	0.00	

FLEXIBILITY REQUEST FORM

BUDGET UNIT NUMBER: 88750C	DEPARTMENT: Department of Social Services
BUDGET UNIT NAME: STAT	
HOUSE BILL SECTION: 11.025	DIVISION: Office of Director

1. Provide the amount by fund of personal service flexibility and the amount by fund of expense and equipment flexibility you are requesting in dollar and percentage terms and explain why the flexibility is needed. If flexibility is being requested among divisions, provide the amount by fund of flexibility you are requesting in dollar and percentage terms and explain why the flexibility is needed.

DEPARTMENT REQUEST

DSS is requesting 5% flexibility between PS and EE.

2. Estimate how much flexibility will be used for the budget year. How much flexibility was used in the Prior Year Budget and the Current Year Budget? Please specify the amount.

PRIOR YEAR ACTUAL AMOUNT OF FLEXIBILITY USED	CURRENT YEAR ESTIMATED AMOUNT OF FLEXIBILITY THAT WILL BE USED	BUDGET REQUEST ESTIMATED AMOUNT OF FLEXIBILITY THAT WILL BE USED
\$0	DSS will flex up to 5% between EE & PS.	Up to 5% flexibility will be used.

3. Please explain how flexibility was used in the prior and/or current years.

PRIOR YEAR EXPLAIN ACTUAL USE	CURRENT YEAR EXPLAIN PLANNED USE
N/A	Flexibility would be used to effectively manage resources as needed for FTE or EE expenditures.

DECISION ITEM DETAIL

Budget Unit	FY 2023	FY 2023	FY 2024	FY 2024	FY 2025	FY 2025	*****	*****
Decision Item	ACTUAL	ACTUAL	BUDGET	BUDGET	DEPT REQ	DEPT REQ	SECURED	SECURED
Budget Object Class	DOLLAR	FTE	DOLLAR	FTE	DOLLAR	FTE	COLUMN	COLUMN
STAT								
CORE								
MISCELLANEOUS PROFESSIONAL	42,490	0.49	118,679	1.50	78,679	0.50	0	0.00
SPECIAL ASST PROFESSIONAL	84,756	0.99	90,878	1.00	90,878	1.00	0	0.00
LEAD ADMIN SUPPORT ASSISTANT	37,399	0.99	41,672	1.00	41,672	1.00	0	0.00
PROGRAM SPECIALIST	102,857	1.98	109,298	2.00	109,298	2.00	0	0.00
ASSOC RESEARCH/DATA ANALYST	38,135	0.99	0	0.00	40,000	1.00	0	0.00
RESEARCH/DATA ANALYST	51,825	0.99	54,008	1.00	54,008	1.00	0	0.00
NON-COMMISSIONED INVESTIGATOR	12,844	0.29	0	0.00	0	0.00	0	0.00
SR NON-COMMISSION INVESTIGATOR	51,299	1.15	90,660	2.00	90,660	2.00	0	0.00
SR COMMISSIONED INVESTIGATOR	674,728	13.42	882,079	16.00	882,079	16.00	0	0.00
COMMISSIONED INVESTIGATOR SPV	167,102	2.97	174,997	3.00	174,997	3.00	0	0.00
TOTAL - PS	1,263,435	24.26	1,562,271	27.50	1,562,271	27.50	0	0.00
TRAVEL, IN-STATE	17,281	0.00	25,512	0.00	25,512	0.00	0	0.00
TRAVEL, OUT-OF-STATE	7,934	0.00	5,000	0.00	5,000	0.00	0	0.00
SUPPLIES	63,905	0.00	63,000	0.00	63,000	0.00	0	0.00
PROFESSIONAL DEVELOPMENT	19,528	0.00	13,000	0.00	13,000	0.00	0	0.00
COMMUNICATION SERV & SUPP	17,774	0.00	25,000	0.00	25,000	0.00	0	0.00
PROFESSIONAL SERVICES	6,723	0.00	11,000	0.00	11,000	0.00	0	0.00
M&R SERVICES	30,405	0.00	20,000	0.00	20,000	0.00	0	0.00
COMPUTER EQUIPMENT	3,753	0.00	15,000	0.00	15,000	0.00	0	0.00
MOTORIZED EQUIPMENT	69,169	0.00	20,000	0.00	20,000	0.00	0	0.00
OFFICE EQUIPMENT	2,435	0.00	5,000	0.00	5,000	0.00	0	0.00
OTHER EQUIPMENT	18,053	0.00	19,000	0.00	19,000	0.00	0	0.00
BUILDING LEASE PAYMENTS	158	0.00	0	0.00	0	0.00	0	0.00
EQUIPMENT RENTALS & LEASES	65	0.00	0	0.00	0	0.00	0	0.00
MISCELLANEOUS EXPENSES	1,376	0.00	2,000	0.00	2,000	0.00	0	0.00
TOTAL - EE	258,559	0.00	223,512	0.00	223,512	0.00	0	0.00
GRAND TOTAL	\$1,521,994	24.26	\$1,785,783	27.50	\$1,785,783	27.50	\$0	0.00
GENERAL REVENUE	\$1,521,994	24.26	\$1,785,783	27.50	\$1,785,783	27.50		0.00
FEDERAL FUNDS	\$0	0.00	\$0	0.00	\$0	0.00		0.00
OTHER FUNDS	\$0	0.00	\$0	0.00	\$0	0.00		0.00

PROGRAM DESCRIPTION

Department: Social Services

HB Section(s): 11.025

Program Name: Office of Director

Program is found in the following core budget(s): State Technical Assistance Team

1a. What strategic priority does this program address?

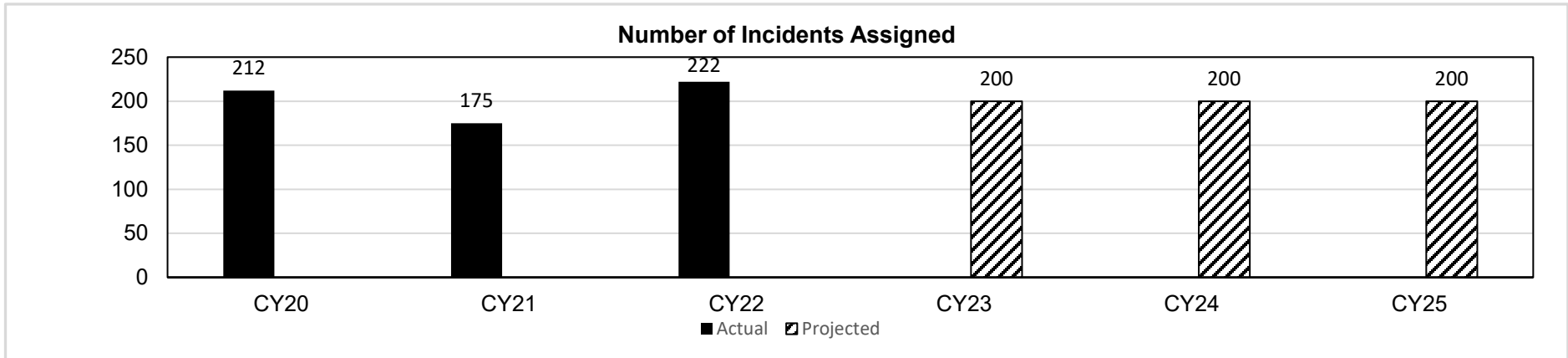
Provide investigation services.

1b. What does this program do?

The State Technical Assistance Team (STAT) is a law enforcement, criminal investigations agency that assists in the investigation of child abuse, child neglect, child sexual abuse, child exploitation/pornography or child fatality cases upon the request of local, state or federal law enforcement, prosecuting officials, Department of Social Services staff, representatives of the family courts, medical examiners, coroners or juvenile officers. As commissioned by the Director of the Department of Social Services, STAT investigators are Peace Officer's Standards and Training (POST) licensed police officers and have powers of arrest. STAT's investigative focus, per statute, is offenses involving child abuse, child neglect, child sexual abuse, child exploitation/pornography or child fatality. STAT assists local multidisciplinary teams in the development and implementation of protocols for the investigation and prosecution of child abuse, child neglect, child sexual abuse, child exploitation/pornography or child fatality.

STAT also administers and manages Missouri's Child Fatality Review Program with CFRP panels located in 114 counties and the City of St. Louis. Based on the child death information received from the local panels, STAT evaluates and analyzing the risks to children surrounding the death incident to assist in the identification of prevention strategies that are shared with other child safety organizations, the local panels and other child safety constituents within the state to save children's lives. STAT, in coordination with Missouri Children's Division, local law enforcement agencies and other child safety organizations, utilizes a variety of law enforcement resources in conjunction with various open source data mining and intelligence gathering to assist in the location of foster children who have gone missing from state care and custody.

2a. Provide an activity measure(s) for the program.



Criminal Investigations opened and investigated by STAT Law Enforcement Personnel.

PROGRAM DESCRIPTION

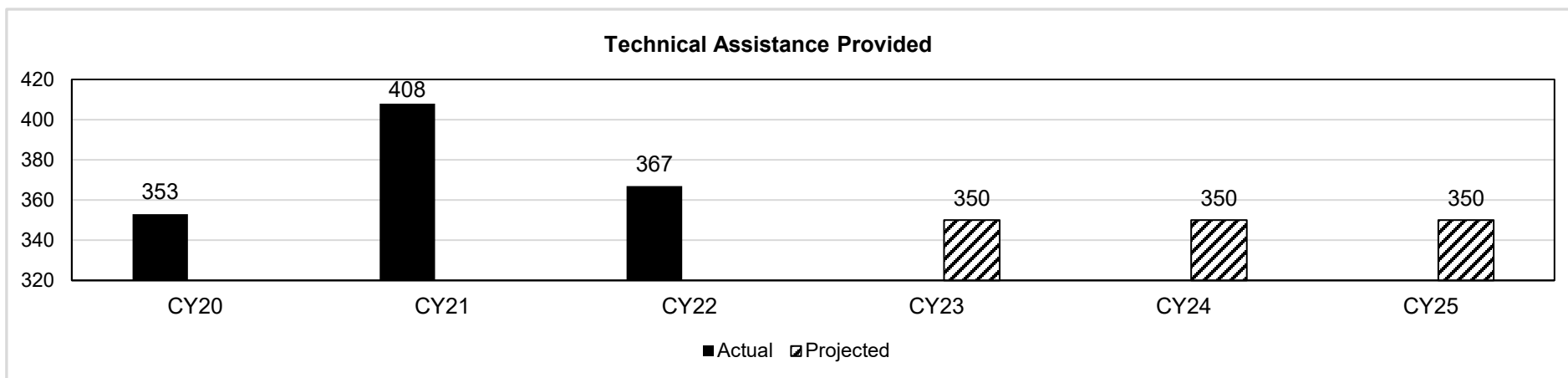
Department: Social Services

HB Section(s): 11.025

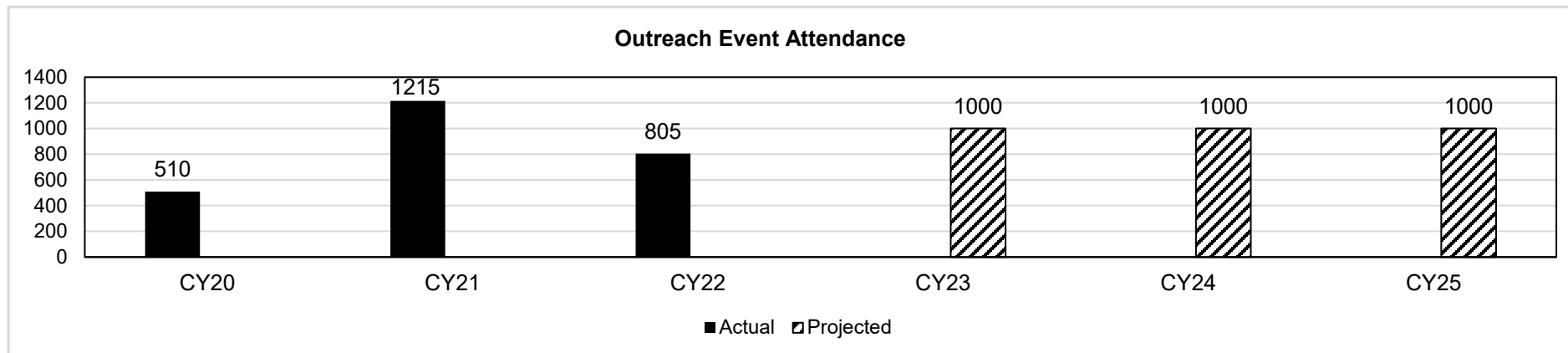
Program Name: Office of Director

Program is found in the following core budget(s): State Technical Assistance Team

2b. Provide a measure(s) of the program's quality.



Guidance, support, and specialized expertise provided to federal, state and local law enforcement, prosecutors, courts, juvenile offices, coroner/medical examiners and other DSS personnel.



Teaching, training, presentations and other outreach to law enforcement, prosecutors, multidisciplinary team members and others to enhance and increase local jurisdiction's ability to prevent, investigate and prosecute child abuse, neglect and exploitation.

PROGRAM DESCRIPTION

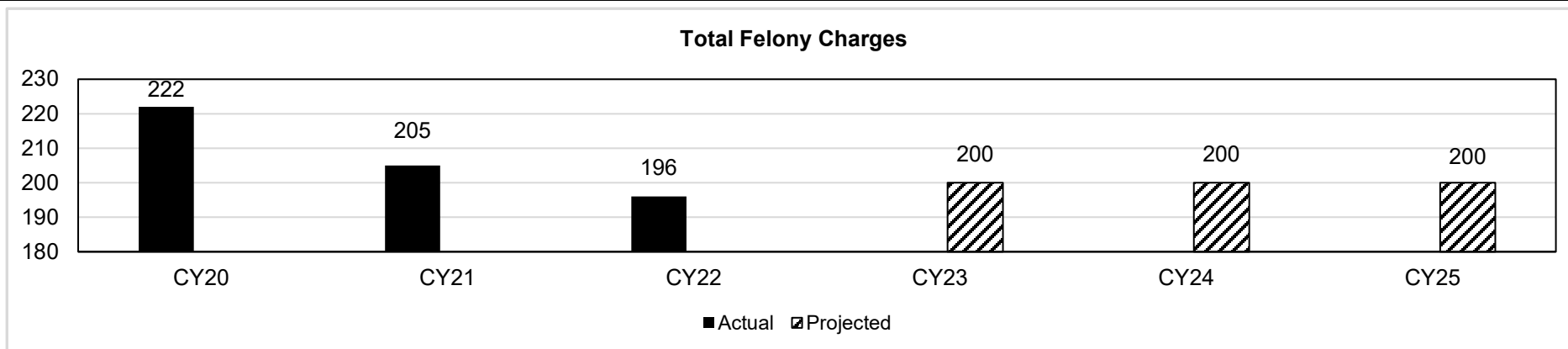
Department: Social Services

HB Section(s): 11.025

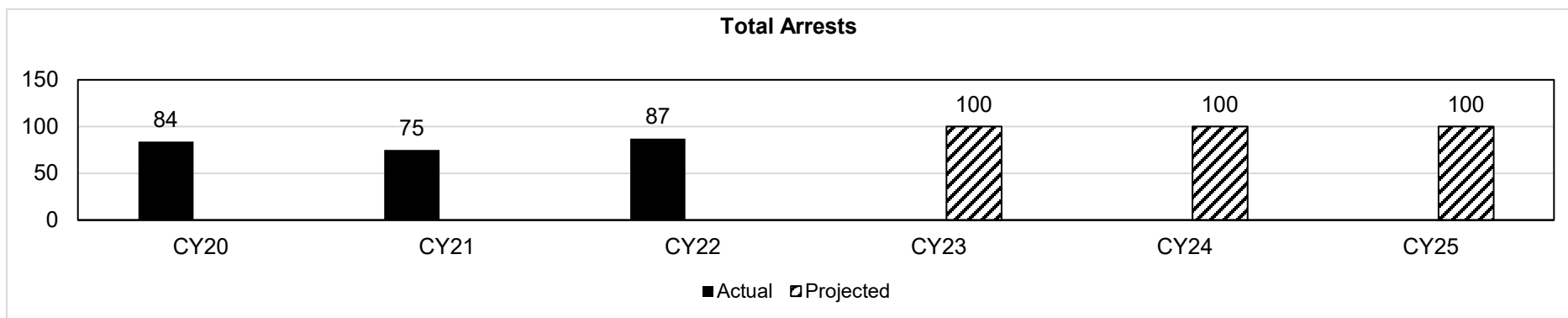
Program Name: Office of Director

Program is found in the following core budget(s): State Technical Assistance Team

2c. Provide a measure(s) of the program's impact.



Number of felony charges filed against suspects as a direct result criminal investigations conducted by STAT law enforcement investigators.



Number of suspects arrested as a direct result of criminal investigations conducted by STAT law enforcement investigators.

PROGRAM DESCRIPTION

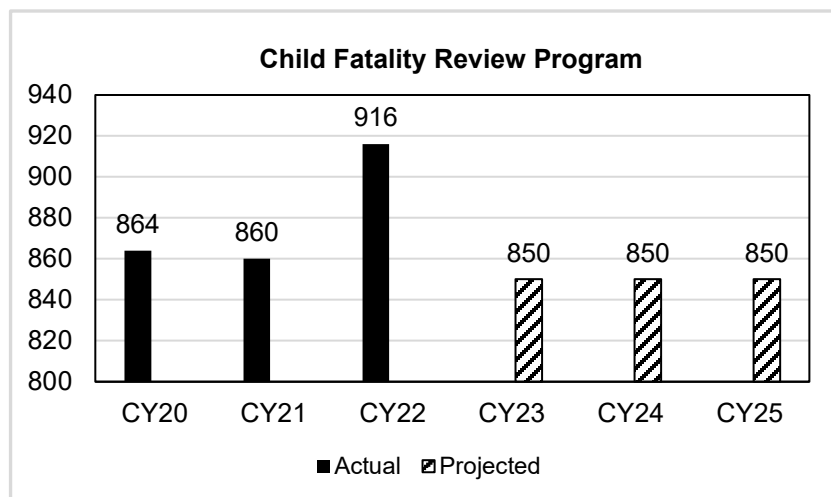
Department: Social Services

HB Section(s): 11.025

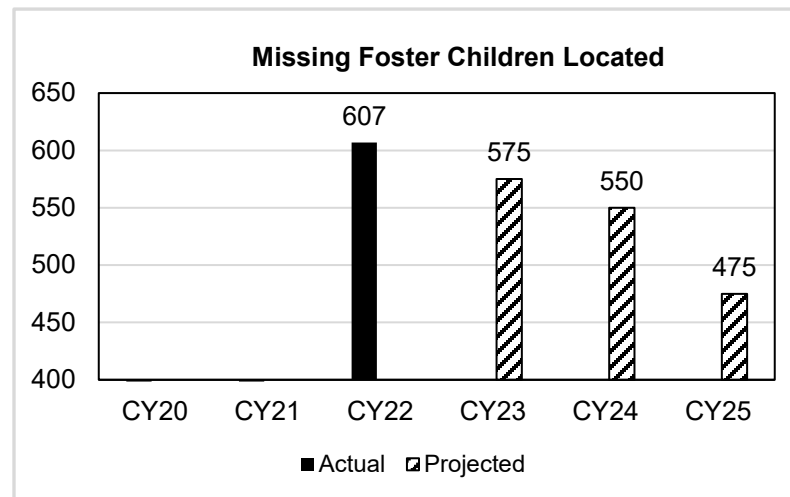
Program Name: Office of Director

Program is found in the following core budget(s): State Technical Assistance Team

2d. Provide a measure(s) of the program's efficiency.



Child deaths reported through coordination with local child fatality review panels to collect the number of child deaths in Missouri. Circumstances of each death incident is reviewed and analyzed by STAT staff in preparation for publishing of an annual report and to develop analysis in the development of safety and prevention strategies for child safety stakeholders throughout the state of Missouri, Actual totals are not available until approximately June/July for each preceding year.



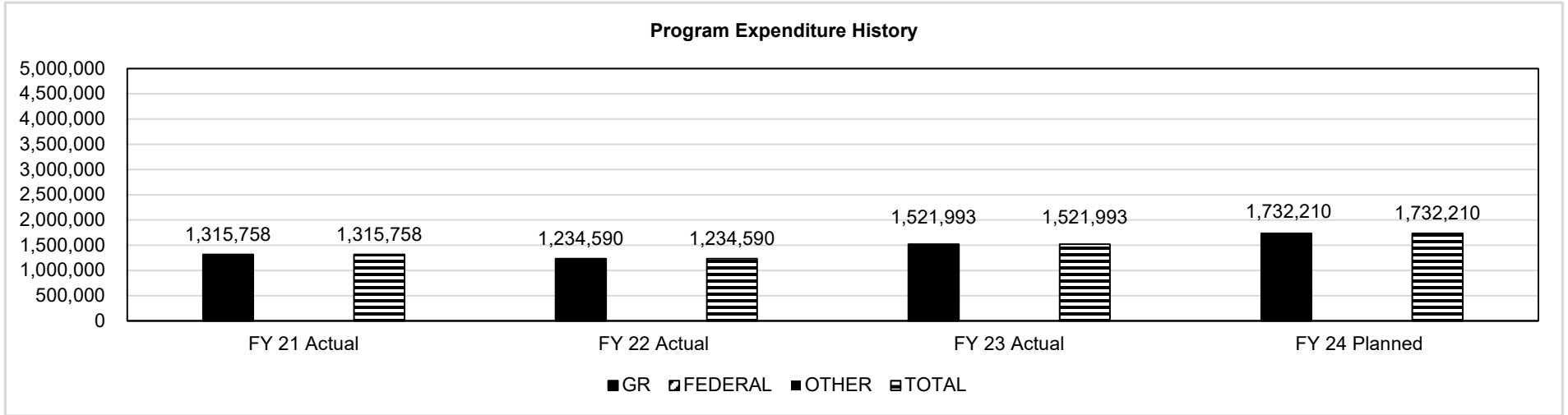
The Unaccounted for Foster Children (UFC) is a new STAT program in collaboration with state and local stakeholders that began in CY22 to assist in the location of children who are missing from state care and custody. These measures show actual number of children who had been missing from state care for CY22 and were located and returned to state care. The future projection of the children located each year is directly related to the actual number of children who go missing during those respective periods.

PROGRAM DESCRIPTION

Department: Social Services
 Program Name: Office of Director
 Program is found in the following core budget(s): State Technical Assistance Team

HB Section(s): 11.025

3. Provide actual expenditures for the prior three fiscal years and planned expenditures for the current fiscal year. (Note: Amounts do not include fringe benefit costs.)



Appropriation established in FY2021. Planned FY2024 expenditures are net of reverted and reserves.

4. What are the sources of the "Other " funds?

N/A

5. What is the authorization for this program, i.e., federal or state statute, etc.? (Include the federal program number, if applicable.)

Chapters 660.520- 660.528, 590, 210.192, RSMo.

6. Are there federal matching requirements? If yes, please explain.

N/A

7. Is this a federally mandated program? If yes, please explain.

N/A

Core - Missouri Medicaid Audit & Compliance

CORE DECISION ITEM

Department: Social Services
 Division: Office of Director
 Core: MO Medicaid Audit & Compliance (MMAC)

Budget Unit: 90043C
 HB Section: 11.030

1. CORE FINANCIAL SUMMARY

	FY 2025 Budget Request			
	GR	Federal	Other	Total
PS	1,815,973	2,268,949	328,460	4,413,382
EE	449,136	934,901	224,033	1,528,627
PSD		0	0	0
TRF	0	0	0	0
Total	2,265,109	3,203,850	552,493	5,942,009

FTE **37.85 46.20 6.00 90.05**

Est. Fringe	1,245,282	1,539,515	212,531	2,997,328
--------------------	-----------	-----------	---------	-----------

Note: Fringes budgeted in House Bill 5 except for certain fringes budgeted directly to MoDOT, Highway Patrol, and Conservation.

	FY 2025 Governor's Recommendation			
	GR	Federal	Other	Total
PS	0	0	0	0
EE	0	0	0	0
PSD	0	0	0	0
TRF	0	0	0	0
Total	0	0	0	0

FTE **0 0 0 0**

Est. Fringe	0	0	0	0
--------------------	---	---	---	---

Note: Fringes budgeted in House Bill 5 except for certain fringes budgeted directly to MoDOT, Highway Patrol, and Conservation.

Other Funds: Recovery Audit and Compliance Fund (0974) - \$82,087
 Medicaid Provider Enrollment Fund (0990) - \$470,406

Other Funds:

2. CORE DESCRIPTION

The mission of Missouri Medicaid Audit & Compliance (MMAC) is to enhance the integrity of the state Medicaid program by preventing and detecting fraudulent, abusive and wasteful practices within the program, and recovering improperly expended funds while promoting high quality patient care. This unit works to reduce costs, increase efficiency of provider monitoring, and assist providers with compliance. Executive initiatives include a disclosure protocol for providers to report and refund payments identified by providers as having been received in error, or having been improperly billed to MO HealthNet. MMAC also protects the integrity of the Medicaid program by enrolling providers through a rigorous screening process. MMAC has cooperative agreements with the Department of Health and Senior Services and the Department of Mental Health, to enhance the integrity of the waiver programs through the same processes. MMAC is dedicated to preserving and protecting the Medicaid program for those in need, and to safeguarding taxpayer's dollars from fraud and abuse within the Medicaid program.

3. PROGRAM LISTING (list programs included in this core funding)

MO Medicaid Audit and Compliance

CORE DECISION ITEM

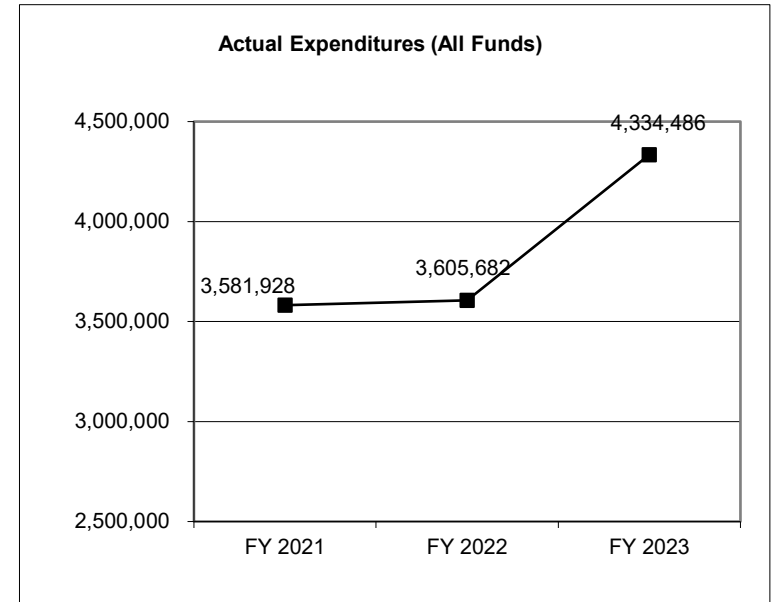
Department: Social Services
Division: Office of Director
Core: MO Medicaid Audit & Compliance (MMAC)

Budget Unit: 90043C

HB Section: 11.030

4. FINANCIAL HISTORY

	FY 2021 Actual	FY 2022 Actual	FY 2023 Actual	FY 2024 Current Yr.
Appropriation (All Funds)	4,596,341	4,639,198	5,035,916	5,942,009
Less Reverted (All Funds)	(52,095)	(63,785)	(55,663)	(67,953)
Less Restricted (All Funds)	0	0	0	0
Budget Authority (All Funds)	4,544,246	4,575,413	4,980,253	5,874,056
Actual Expenditures (All Funds)	3,581,928	3,605,682	4,334,486	N/A
Unexpended (All Funds)	962,318	969,731	645,767	N/A
Unexpended, by Fund:				
General Revenue	145,082	111,683	86,282	N/A
Federal	697,632	774,078	476,752	N/A
Other	119,604	83,970	82,733	N/A
	(1)			(2)



*Current Year restricted amount is as of September 1, 2023.

Reverted includes the statutory three- percent reserve (when applicable).
 Restricted includes any Governor's Expenditure Restriction (when applicable).

- NOTES:**
- (1)** FY21 - The Department limited all nonessential expense and equipment purchases due to revenue shortfalls as a result of the COVID pandemic
 - (2)** FY24 - There was a pay plan increase of 8.7% for FY24.

CORE RECONCILIATION DETAIL

**DEPARTMENT OF SOCIAL SERVICES
MO MEDICAID AUDIT & COMPLIANCE**

5. CORE RECONCILIATION DETAIL

	Budget Class	FTE	GR	Federal	Other	Total	Explanation
TAFP AFTER VETOES							
	PS	90.05	1,815,973	2,268,949	328,460	4,413,382	
	EE	0.00	449,136	934,901	224,033	1,608,070	
	Total	90.05	2,265,109	3,203,850	552,493	6,021,452	
DEPARTMENT CORE ADJUSTMENTS							
1x Expenditures	202 8030	EE	0.00	0	(30,338)	0	(30,338) Core reduction of one-time funding.
1x Expenditures	202 7964	EE	0.00	(49,105)	0	0	(49,105) Core reduction of one-time funding.
	NET DEPARTMENT CHANGES	0.00	(49,105)	(30,338)	0	(79,443)	
DEPARTMENT CORE REQUEST							
	PS	90.05	1,815,973	2,268,949	328,460	4,413,382	
	EE	0.00	400,031	904,563	224,033	1,528,627	
	PD	0.00	0	0	0	0	
	Total	90.05	2,216,004	3,173,512	552,493	5,942,009	
GOVERNOR'S RECOMMENDED CORE							
	PS	90.05	1,815,973	2,268,949	328,460	4,413,382	
	EE	0.00	400,031	904,563	224,033	1,528,627	
	PD	0.00	0	0	0	0	
	Total	90.05	2,216,004	3,173,512	552,493	5,942,009	

DECISION ITEM SUMMARY

Budget Unit									
Decision Item	FY 2023	FY 2023	FY 2024	FY 2024	FY 2025	FY 2025	*****	*****	
Budget Object Summary	ACTUAL	ACTUAL	BUDGET	BUDGET	DEPT REQ	DEPT REQ	SECURED	SECURED	
Fund	DOLLAR	FTE	DOLLAR	FTE	DOLLAR	FTE	COLUMN	COLUMN	
MO MEDICAID AUDIT & COMPLIANCE									
CORE									
PERSONAL SERVICES									
GENERAL REVENUE	1,410,337	29.79	1,815,973	37.85	1,815,973	37.85	0	0.00	
DEPT OF SOC SERV FEDERAL & OTH	1,761,174	35.78	2,255,367	45.70	2,255,367	45.70	0	0.00	
FMAP ENHANCEMENT - EXPANSION	10,868	0.18	13,582	0.50	13,582	0.50	0	0.00	
MEDICAID PROVIDER ENROLLMENT	224,671	5.69	328,460	6.00	328,460	6.00	0	0.00	
TOTAL - PS	3,407,050	71.44	4,413,382	90.05	4,413,382	90.05	0	0.00	
EXPENSE & EQUIPMENT									
GENERAL REVENUE	300,556	0.00	449,136	0.00	400,031	0.00	0	0.00	
DEPT OF SOC SERV FEDERAL & OTH	478,451	0.00	930,806	0.00	900,468	0.00	0	0.00	
FMAP ENHANCEMENT - EXPANSION	0	0.00	4,095	0.00	4,095	0.00	0	0.00	
RECOVERY AUDIT AND COMPLIANCE	0	0.00	82,087	0.00	82,087	0.00	0	0.00	
MEDICAID PROVIDER ENROLLMENT	141,300	0.00	141,946	0.00	141,946	0.00	0	0.00	
TOTAL - EE	920,307	0.00	1,608,070	0.00	1,528,627	0.00	0	0.00	
PROGRAM-SPECIFIC									
GENERAL REVENUE	2,607	0.00	0	0.00	0	0.00	0	0.00	
DEPT OF SOC SERV FEDERAL & OTH	4,522	0.00	0	0.00	0	0.00	0	0.00	
TOTAL - PD	7,129	0.00	0	0.00	0	0.00	0	0.00	
TOTAL	4,334,486	71.44	6,021,452	90.05	5,942,009	90.05	0	0.00	
GRAND TOTAL	\$4,334,486	71.44	\$6,021,452	90.05	\$5,942,009	90.05	\$0	0.00	

FLEXIBILITY REQUEST FORM

BUDGET UNIT NUMBER: 90043C BUDGET UNIT NAME: MO Medicaid Audit & Compliance (MMAC) HOUSE BILL SECTION: 11.030	DEPARTMENT: Department of Social Services DIVISION: Office of Director
--	---

1. Provide the amount by fund of personal service flexibility and the amount by fund of expense and equipment flexibility you are requesting in dollar and percentage terms and explain why the flexibility is needed. If flexibility is being requested among divisions, provide the amount by fund of flexibility you are requesting in dollar and percentage terms and explain why the flexibility is needed.

DEPARTMENT REQUEST

DSS is requesting 5% flexibility between PS and EE.

2. Estimate how much flexibility will be used for the budget year. How much flexibility was used in the Prior Year Budget and the Current Year Budget? Please specify the amount.

PRIOR YEAR ACTUAL AMOUNT OF FLEXIBILITY USED	CURRENT YEAR ESTIMATED AMOUNT OF FLEXIBILITY THAT WILL BE USED	BUDGET REQUEST ESTIMATED AMOUNT OF FLEXIBILITY THAT WILL BE USED
N/A	Up to 5% flexibility will be used.	Up to 5% flexibility will be used.

3. Please explain how flexibility was used in the prior and/or current years.

PRIOR YEAR EXPLAIN ACTUAL USE	CURRENT YEAR EXPLAIN PLANNED USE
N/A	Flexibility would be used to effectively manage resources as needed for FTE or EE expenditures.

DECISION ITEM DETAIL

Budget Unit	FY 2023	FY 2023	FY 2024	FY 2024	FY 2025	FY 2025	*****	*****
Decision Item	ACTUAL	ACTUAL	BUDGET	BUDGET	DEPT REQ	DEPT REQ	SECURED	SECURED
Budget Object Class	DOLLAR	FTE	DOLLAR	FTE	DOLLAR	FTE	COLUMN	COLUMN
MO MEDICAID AUDIT & COMPLIANCE								
CORE								
DESIGNATED PRINCIPAL ASST DEPT	95,087	0.96	103,547	1.00	103,547	1.00	0	0.00
LEGAL COUNSEL	79,002	0.98	79,053	1.00	79,053	1.00	0	0.00
MISCELLANEOUS PROFESSIONAL	565	0.01	0	0.05	0	0.05	0	0.00
ADMIN SUPPORT ASSISTANT	34,042	0.96	71,532	2.00	71,532	1.00	0	0.00
LEAD ADMIN SUPPORT ASSISTANT	422,567	11.88	741,869	19.00	741,869	19.00	0	0.00
ADMIN SUPPORT PROFESSIONAL	86,684	1.97	39,773	1.00	39,773	1.00	0	0.00
ADMINISTRATIVE MANAGER	59,564	0.96	0	0.00	64,863	1.00	0	0.00
PROGRAM COORDINATOR	62,458	0.98	124,068	2.00	124,068	2.00	0	0.00
PROGRAM MANAGER	71,915	0.96	70,299	1.00	78,299	1.00	0	0.00
RESEARCH/DATA ANALYST	104,558	1.95	113,717	2.00	113,717	2.00	0	0.00
REGISTERED NURSE	322,511	5.29	367,124	6.00	367,124	6.00	0	0.00
REGISTERED NURSE SPEC/SPV	65,074	0.96	52,150	1.00	72,150	1.00	0	0.00
SENIOR ACCOUNTS ASSISTANT	36,658	0.96	39,771	1.00	39,771	1.00	0	0.00
AUDITOR	49,596	0.96	47,980	1.00	47,980	1.00	0	0.00
BENEFIT PROGRAM SPECIALIST	327,484	8.16	398,090	10.00	398,090	10.00	0	0.00
BENEFIT PROGRAM SR SPECIALIST	877,652	19.78	1,316,145	27.00	1,223,282	27.00	0	0.00
BENEFIT PROGRAM SUPERVISOR	209,718	3.90	223,418	4.00	223,418	4.00	0	0.00
SR NON-COMMISSION INVESTIGATOR	388,128	7.88	417,226	9.00	417,226	9.00	0	0.00
NON-COMMSSN INVESTIGATOR SPV	54,223	0.97	142,756	1.00	142,756	1.00	0	0.00
INVESTIGATIONS MANAGER	59,564	0.97	64,864	1.00	64,864	1.00	0	0.00
TOTAL - PS	3,407,050	71.44	4,413,382	90.05	4,413,382	90.05	0	0.00
TRAVEL, IN-STATE	7,771	0.00	43,643	0.00	43,643	0.00	0	0.00
TRAVEL, OUT-OF-STATE	16,114	0.00	4,225	0.00	4,225	0.00	0	0.00
FUEL & UTILITIES	0	0.00	4,831	0.00	4,831	0.00	0	0.00
SUPPLIES	63,272	0.00	124,664	0.00	124,664	0.00	0	0.00
PROFESSIONAL DEVELOPMENT	19,890	0.00	14,371	0.00	14,371	0.00	0	0.00
COMMUNICATION SERV & SUPP	37,923	0.00	41,299	0.00	38,599	0.00	0	0.00
PROFESSIONAL SERVICES	581,106	0.00	1,054,303	0.00	1,054,303	0.00	0	0.00
HOUSEKEEPING & JANITORIAL SERV	0	0.00	40,749	0.00	35,519	0.00	0	0.00
M&R SERVICES	21,941	0.00	743	0.00	519	0.00	0	0.00
COMPUTER EQUIPMENT	9	0.00	0	0.00	0	0.00	0	0.00
OFFICE EQUIPMENT	7,727	0.00	144,936	0.00	73,647	0.00	0	0.00

DECISION ITEM DETAIL

Budget Unit	FY 2023	FY 2023	FY 2024	FY 2024	FY 2025	FY 2025	*****	*****
Decision Item	ACTUAL	ACTUAL	BUDGET	BUDGET	DEPT REQ	DEPT REQ	SECURED	SECURED
Budget Object Class	DOLLAR	FTE	DOLLAR	FTE	DOLLAR	FTE	COLUMN	COLUMN
MO MEDICAID AUDIT & COMPLIANCE								
CORE								
OTHER EQUIPMENT	22,343	0.00	5,705	0.00	5,705	0.00	0	0.00
BUILDING LEASE PAYMENTS	141,568	0.00	50,974	0.00	50,974	0.00	0	0.00
EQUIPMENT RENTALS & LEASES	143	0.00	0	0.00	0	0.00	0	0.00
MISCELLANEOUS EXPENSES	500	0.00	77,627	0.00	77,627	0.00	0	0.00
TOTAL - EE	920,307	0.00	1,608,070	0.00	1,528,627	0.00	0	0.00
DEBT SERVICE	7,129	0.00	0	0.00	0	0.00	0	0.00
TOTAL - PD	7,129	0.00	0	0.00	0	0.00	0	0.00
GRAND TOTAL	\$4,334,486	71.44	\$6,021,452	90.05	\$5,942,009	90.05	\$0	0.00
GENERAL REVENUE	\$1,713,500	29.79	\$2,265,109	37.85	\$2,216,004	37.85		0.00
FEDERAL FUNDS	\$2,255,015	35.96	\$3,203,850	46.20	\$3,173,512	46.20		0.00
OTHER FUNDS	\$365,971	5.69	\$552,493	6.00	\$552,493	6.00		0.00

PROGRAM DESCRIPTION

Department: Social Services

HB Section(s): 11.030

Program Name: Office of Director

Program is found in the following core budget(s): MO Medicaid Audit & Compliance (MMAC)

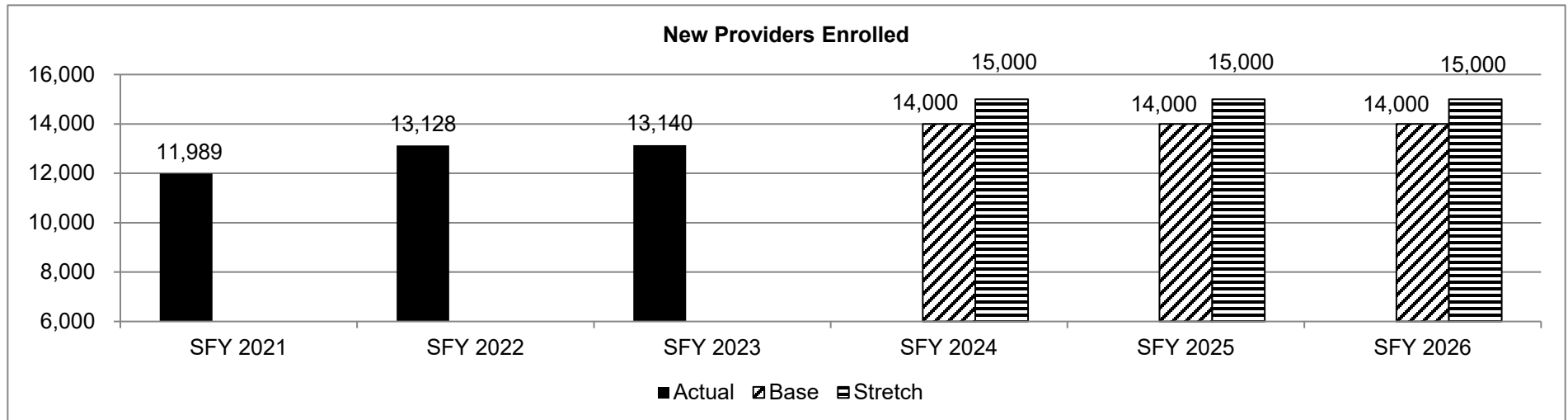
1a. What strategic priority does this program address?

Protect the integrity of the Missouri Medicaid program

1b. What does this program do?

- Enrolls new Medicaid providers and maintains enrollment files for approximately 70,000 health care providers that participate in the MO HealthNet fee-for-service (FFS) and managed care programs. This includes processing new applications, updating the records of existing providers, and revalidating the enrollment information for each MO HealthNet provider at least every five years. Federal regulations require screening of new applicants as well as monthly monitoring of current providers.
- Conducts audits and investigations of enrolled providers and determines appropriate enforcement activities, including education, prepayment review, restricted participation, recoupment, participation or payment suspension, or termination. Audits and investigations that identify a credible allegation of fraud are referred to the Attorney General's Office Medicaid Fraud Control Unit (MFCU).
- Performs oversight of contracted vendors conducting Electronic Health Records Incentive Payments audits, Credit Balance Audits (CBA) and Long-Term Care (LTC) audits on patient accounts, and Commercial Insurance Disallowance Audits.
- Works closely with enrolled providers to ensure they receive necessary information regarding program requirements.

2a. Provide an activity measure(s) for the program.



PROGRAM DESCRIPTION

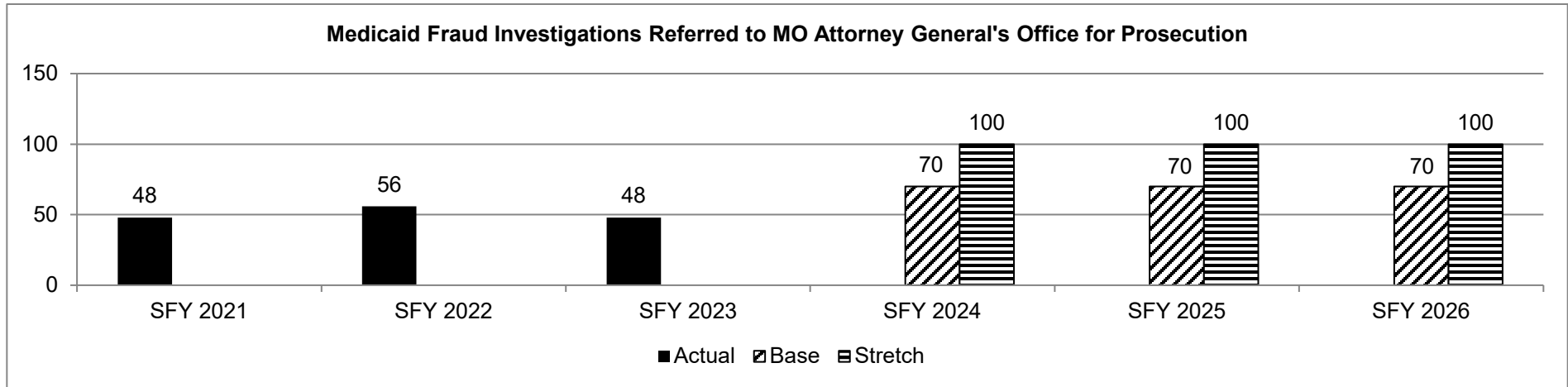
Department: Social Services

HB Section(s): 11.030

Program Name: Office of Director

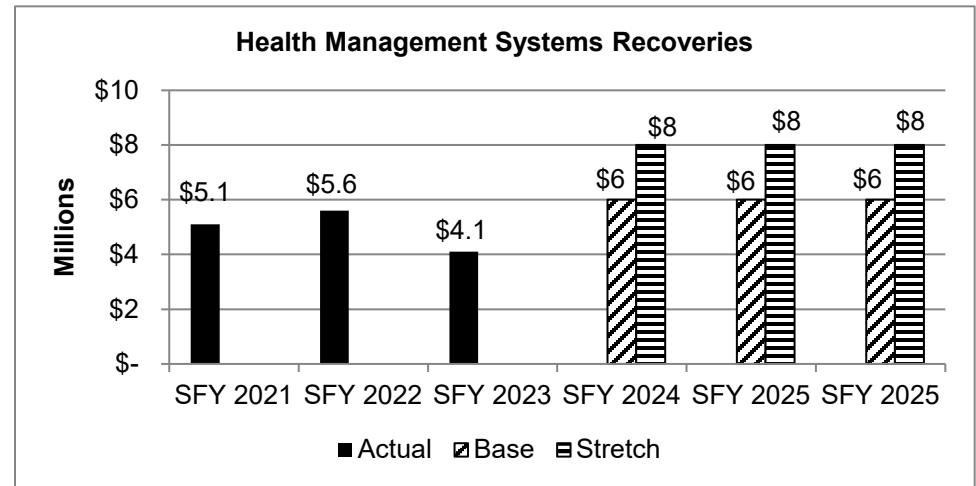
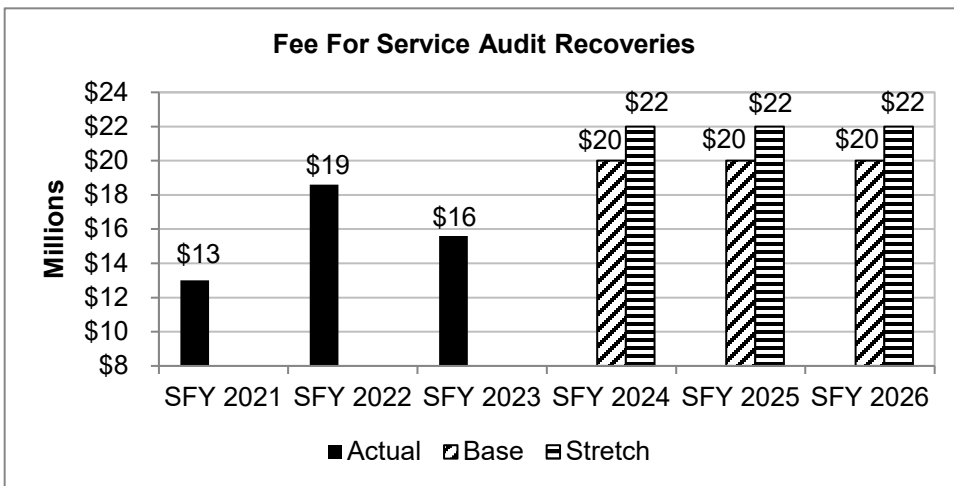
Program is found in the following core budget(s): MO Medicaid Audit & Compliance (MMAC)

2b. Provide a measure(s) of the program's quality.



MMAC Investigations resulting in a finding of "credible allegation of fraud" are referred to the Medicaid Fraud Control Unit (MFCU) at AGO for prosecution.

2c. Provide a measure(s) of the program's impact.



The Fee For Service audits are conducted by MMAC staff and the Health Management Systems (HMS) contractor. HMS is a contractor employed by MMAC to conduct Long Term Care, Credit Balance, and Commercial Insurance Disallowance audits.

PROGRAM DESCRIPTION

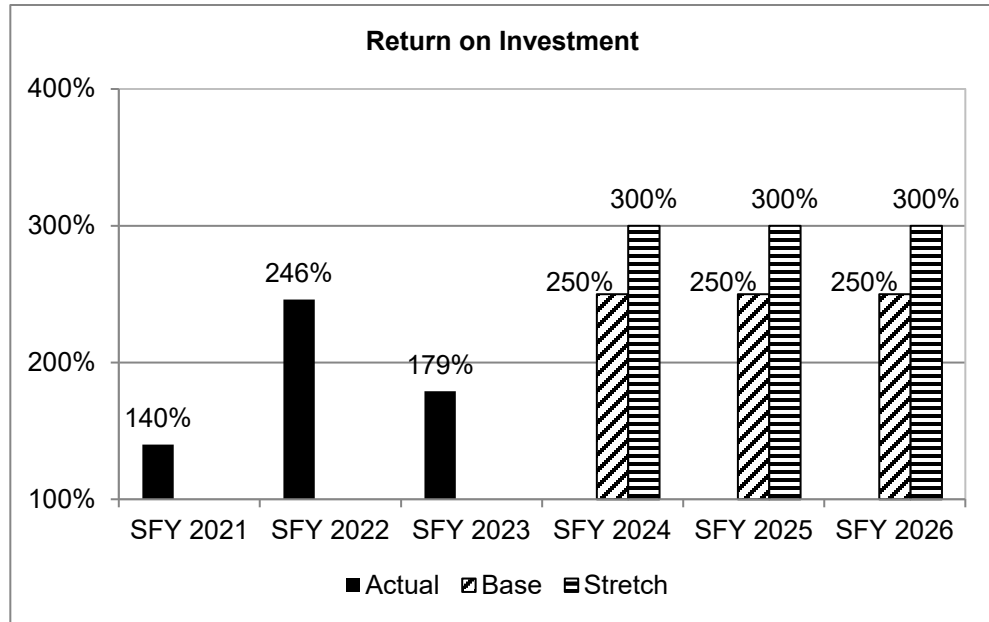
Department: Social Services

HB Section(s): 11.030

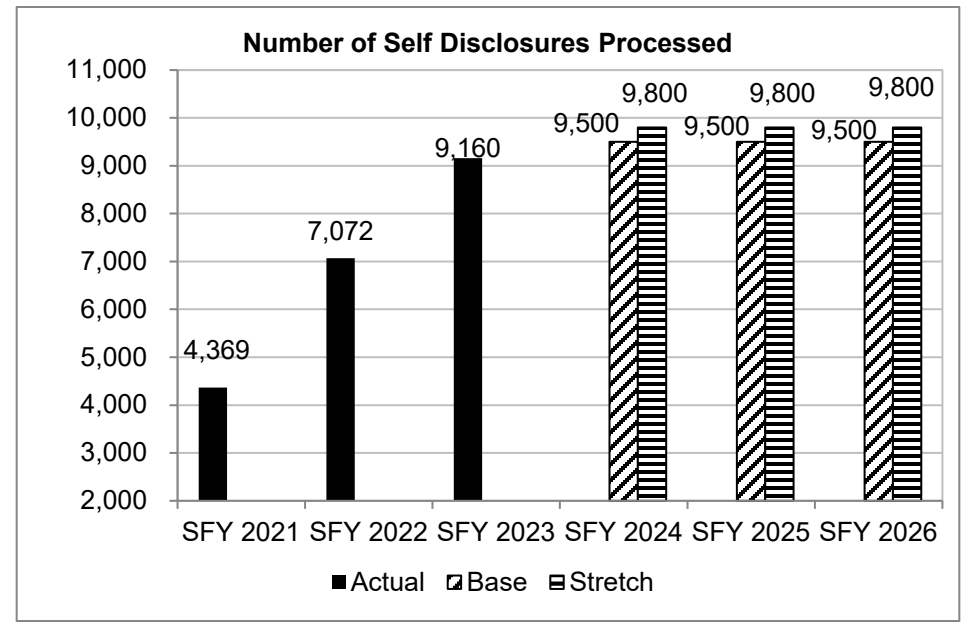
Program Name: Office of Director

Program is found in the following core budget(s): MO Medicaid Audit & Compliance (MMAC)

2d. Provide a measure(s) of the program's efficiency.



Return on Investment was calculated by dividing MMAC recoveries by MMAC expenditures. Recoveries include checks received, Medicaid reimbursement offsets, and claims voided on-line through the adjustment process.



Self Disclosures are recoveries for improper billing that are reported to MMAC by the providers.

PROGRAM DESCRIPTION

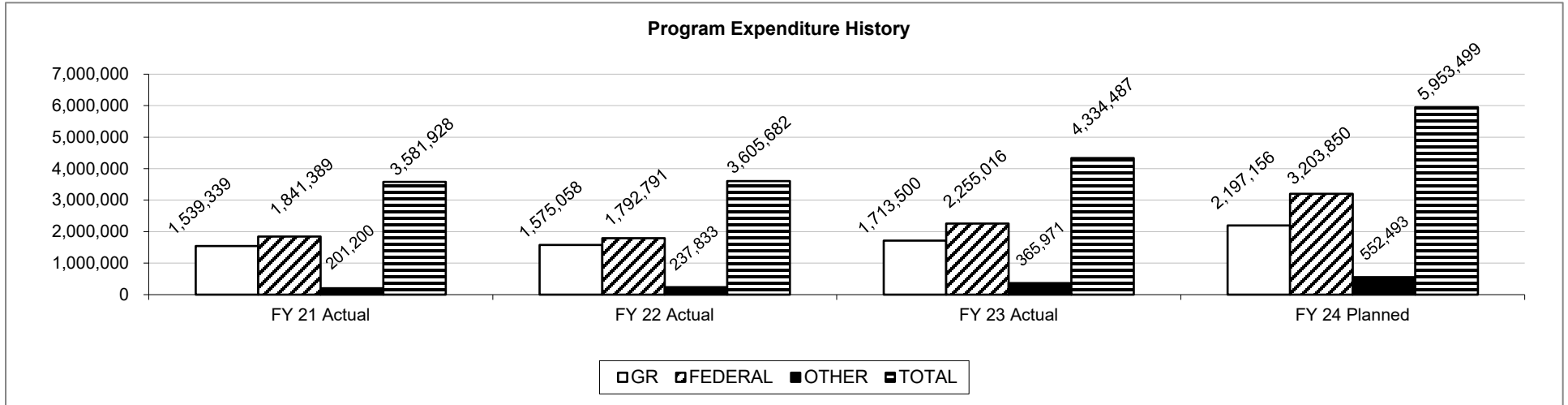
Department: Social Services

HB Section(s): 11.030

Program Name: Office of Director

Program is found in the following core budget(s): MO Medicaid Audit & Compliance (MMAC)

3. Provide actual expenditures for the prior three fiscal years and planned expenditures for the current fiscal year. (Note: Amounts do not include fringe benefit costs.)



Planned FY 2024 expenditures are net of reserves and reverted.

4. What are the sources of the "Other " funds?

- Recovery Audit & Compliance Fund (0974)
- Medicaid Provider Enrollment Fund (0990)
- FMAP Enhancement - Expansion Fund (2466)

5. What is the authorization for this program, i.e., federal or state statute, etc.? (Include the federal program number, if applicable.)

Federal law: Social Security Act Section 1902(a)(4), 1903(i)(2), and 1909; Federal regulations: 42 CFR, Part 455; State Regulation: 13 CSR 65-2.020

6. Are there federal matching requirements? If yes, please explain.

MMAC expenditures generally earn a 50% federal match. Expenditures related to the operation of the Medicaid Management Information System (MMIS) and the Program Integrity Solution earn a 75% federal match.

7. Is this a federally mandated program? If yes, please explain.

Yes. The Social Security Act requires states to report fraud and abuse information and have a method to verify whether services reimbursed by Medicaid were actually furnished to recipients.

Core - Systems Management

CORE DECISION ITEM

Department: Social Services
 Division: Office of Director
 Core: Systems Management

Budget Unit: 90040C

HB Section(s): 11.035

1. CORE FINANCIAL SUMMARY

	FY 2025 Budget Request			
	GR	Federal	Other	Total
PS	0	0	0	0
EE	1,117,552	5,882,448	0	7,000,000
PSD	0	0	0	0
TRF	0	0	0	0
Total	1,117,552	5,882,448	0	7,000,000
FTE	0.00	0.00	0.00	0.00

	FY 2025 Governor's Recommendation			
	GR	Federal	Other	Total
PS	0	0	0	0
EE	0	0	0	0
PSD	0	0	0	0
TRF	0	0	0	0
Total	0	0	0	0
FTE	0.00	0.00	0.00	0.00

Est. Fringe	0	0	0	0
--------------------	---	---	---	---

Note: Fringes budgeted in House Bill 5 except for certain fringes budgeted directly to MoDOT, Highway Patrol, and Conservation.

Est. Fringe	0	0	0	0
--------------------	---	---	---	---

Note: Fringes budgeted in House Bill 5 except for certain fringes budgeted directly to MoDOT, Highway Patrol, and Conservation.

Other Funds: N/A

Other Funds:

2. CORE DESCRIPTION

This funding supports maintenance and operations for MMAC's Program Integrity (PI) Solutions. The IBM Solution was implemented during October 2020, and the Alivia Solution was implemented in January 2022. The PI Solutions replaced the previous Fraud and Abuse Detection System (FADS), the Surveillance and Utilization Review System (SURS) and several other legacy PI databases that were outdated and no longer supported. The IBM PI Solution includes a comprehensive electronic case management module. Both PI Solutions utilize the most up-to-date technologies for the detection of provider and participant Medicaid fraud and abuse. The PI Solutions provides enhanced capabilities for audit and investigations processes and allow for data mining, identification of claims outliers, and ad hoc query/reporting capabilities. This funding also supports continuing operation of a solution that conducts federally required eligibility screening and monthly monitoring of all enrolled Missouri Medicaid providers, as well as their owners and managing employees. This funding will also support system changes that allow the state to remain in compliance with changing federal requirements for the enrollment and monitoring of Medicaid providers.

3. PROGRAM LISTING (list programs included in this core funding)

Systems Management

CORE DECISION ITEM

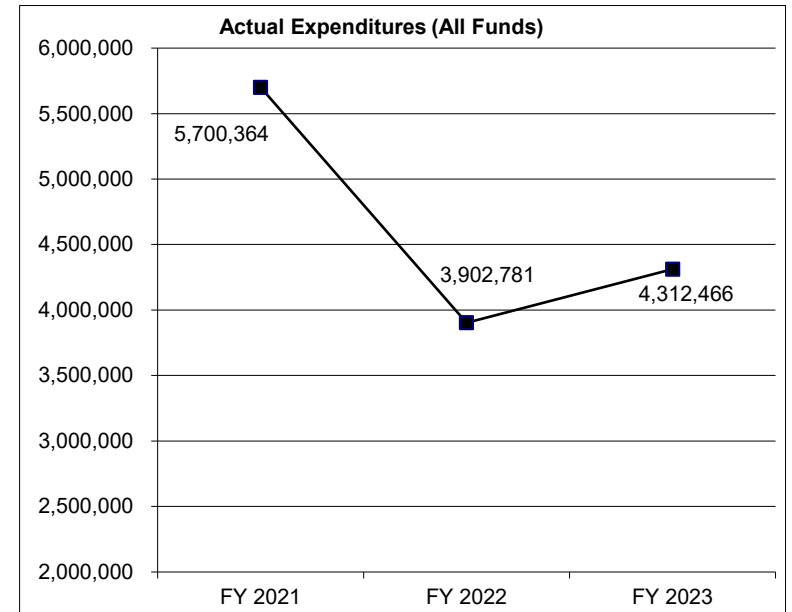
Department: Social Services
 Division: Office of Director
 Core: Systems Management

Budget Unit: 90040C

HB Section(s): 11.035

4. FINANCIAL HISTORY

	FY 2021 Actual	FY 2022 Actual	FY 2023 Actual	FY 2024 Current Yr.
Appropriation (All Funds)	7,000,000	7,000,000	7,000,000	7,000,000
Less Reverted (All Funds)	(28,526)	(33,527)	(33,527)	(33,527)
Less Restricted (All Funds)	0	0	0	0
Budget Authority (All Funds)	6,971,474	6,966,473	6,966,473	6,966,473
Actual Expenditures (All Funds)	5,700,364	3,902,781	4,312,466	N/A
Unexpended (All Funds)	1,271,110	3,063,692	2,654,007	N/A
Unexpended, by Fund:				
General Revenue	5,242	245,822	0	N/A
Federal	1,265,868	2,817,870	2,654,007	N/A
Other	0	0	0	N/A



*Current Year restricted amount is as of September 1, 2023.

Reverted includes the statutory three- percent reserve (when applicable).
 Restricted includes any Governor's Expenditure Restriction (when applicable).

NOTES:

CORE RECONCILIATION DETAIL

**DEPARTMENT OF SOCIAL SERVICES
SYSTEMS MANAGEMENT**

5. CORE RECONCILIATION DETAIL

	Budget Class	FTE	GR	Federal	Other	Total	Explanation
TAFP AFTER VETOES							
	EE	0.00	1,117,552	5,882,448	0	7,000,000	
	Total	0.00	1,117,552	5,882,448	0	7,000,000	
DEPARTMENT CORE REQUEST							
	EE	0.00	1,117,552	5,882,448	0	7,000,000	
	Total	0.00	1,117,552	5,882,448	0	7,000,000	
GOVERNOR'S RECOMMENDED CORE							
	EE	0.00	1,117,552	5,882,448	0	7,000,000	
	Total	0.00	1,117,552	5,882,448	0	7,000,000	

DECISION ITEM SUMMARY

Budget Unit									
Decision Item	FY 2023	FY 2023	FY 2024	FY 2024	FY 2025	FY 2025	*****	*****	
Budget Object Summary	ACTUAL	ACTUAL	BUDGET	BUDGET	DEPT REQ	DEPT REQ	SECURED	SECURED	
Fund	DOLLAR	FTE	DOLLAR	FTE	DOLLAR	FTE	COLUMN	COLUMN	
SYSTEMS MANAGEMENT									
CORE									
EXPENSE & EQUIPMENT									
GENERAL REVENUE	1,084,025	0.00	1,117,552	0.00	1,117,552	0.00	0	0.00	
DEPT OF SOC SERV FEDERAL & OTH	3,228,441	0.00	5,882,448	0.00	5,882,448	0.00	0	0.00	
TOTAL - EE	4,312,466	0.00	7,000,000	0.00	7,000,000	0.00	0	0.00	
TOTAL	4,312,466	0.00	7,000,000	0.00	7,000,000	0.00	0	0.00	
GRAND TOTAL	\$4,312,466	0.00	\$7,000,000	0.00	\$7,000,000	0.00	\$0	0.00	

DECISION ITEM DETAIL

Budget Unit	FY 2023	FY 2023	FY 2024	FY 2024	FY 2025	FY 2025	*****	*****
Decision Item	ACTUAL	ACTUAL	BUDGET	BUDGET	DEPT REQ	DEPT REQ	SECURED	SECURED
Budget Object Class	DOLLAR	FTE	DOLLAR	FTE	DOLLAR	FTE	COLUMN	COLUMN
SYSTEMS MANAGEMENT								
CORE								
PROFESSIONAL SERVICES	4,312,466	0.00	3,555,749	0.00	3,555,749	0.00	0	0.00
M&R SERVICES	0	0.00	1,418,751	0.00	1,418,751	0.00	0	0.00
COMPUTER EQUIPMENT	0	0.00	20,000	0.00	20,000	0.00	0	0.00
OTHER EQUIPMENT	0	0.00	5,500	0.00	5,500	0.00	0	0.00
MISCELLANEOUS EXPENSES	0	0.00	2,000,000	0.00	2,000,000	0.00	0	0.00
TOTAL - EE	4,312,466	0.00	7,000,000	0.00	7,000,000	0.00	0	0.00
GRAND TOTAL	\$4,312,466	0.00	\$7,000,000	0.00	\$7,000,000	0.00	\$0	0.00
GENERAL REVENUE	\$1,084,025	0.00	\$1,117,552	0.00	\$1,117,552	0.00		0.00
FEDERAL FUNDS	\$3,228,441	0.00	\$5,882,448	0.00	\$5,882,448	0.00		0.00
OTHER FUNDS	\$0	0.00	\$0	0.00	\$0	0.00		0.00

PROGRAM DESCRIPTION

Department: Social Services
Program Name: Office of Director
Program is found in the following core budget(s): Systems Management

HB Section(s): 11.037

1a. What strategic priority does this program address?

Protect the integrity of the Missouri Medicaid program

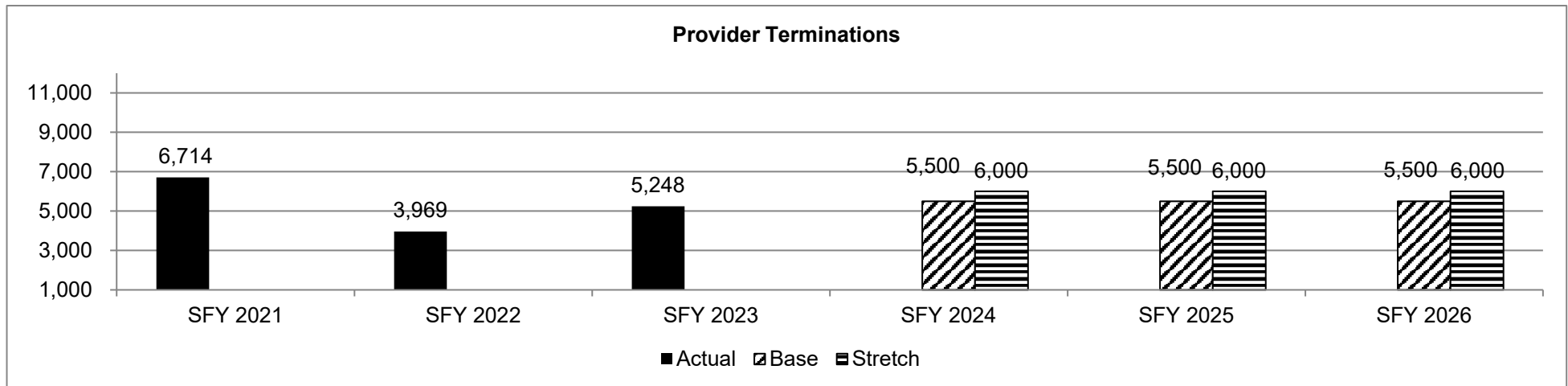
1b. What does this program do?

Supports maintenance and operations for the Missouri Medicaid Audit and Compliance (MMAC) Program Integrity (PI) Solutions, implemented during October 2020 and January 2022, to replace the previous Fraud and Abuse Detection System (FADS), the Surveillance and Utilization Review System (SURS) and several other legacy PI databases that were outdated and no longer supported. The IBM PI Solution includes a comprehensive electronic case management module. Both PI Solutions utilizes the most up-to-date technologies for the detection of provider and participant Medicaid fraud and abuse, provide enhanced capabilities for audit and investigations processes, and allows for data mining, identification of claims outliers, and ad hoc query/reporting capabilities.

Supports continuing operation and system changes of electronic solutions that conduct federally required eligibility screening and monthly monitoring of all enrolled Missouri Medicaid providers, as well as their owners and managing employees. These solutions also allow MMAC to properly enroll, monitor compliance, and suspend and/or terminate providers.

For Title XIX Medicaid purposes, "systems mechanization" and "mechanized claims processing and information retrieval systems" is identified in section 1903(a)(3) of the Act and defined in regulation at 42 CFR 433.111. The objectives of MMAC systems and enhancements include monitoring Title XIX program control and administrative costs; service to participants, providers and inquiries; operations of claims control and computer capabilities; and management reporting for planning and control.

2a. Provide an activity measure(s) for the program.



PROGRAM DESCRIPTION

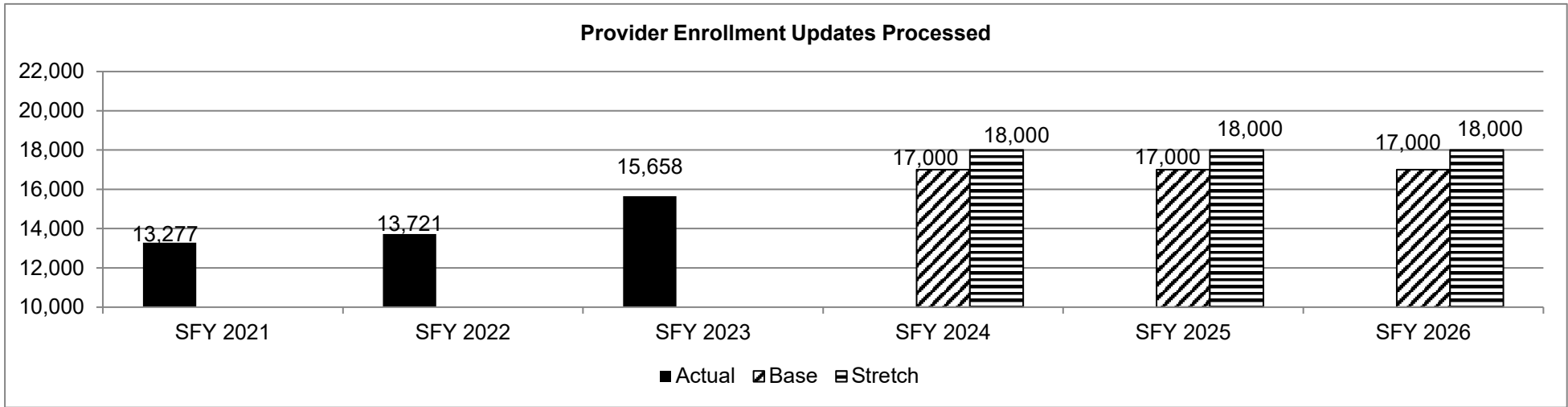
Department: Social Services

HB Section(s): 11.037

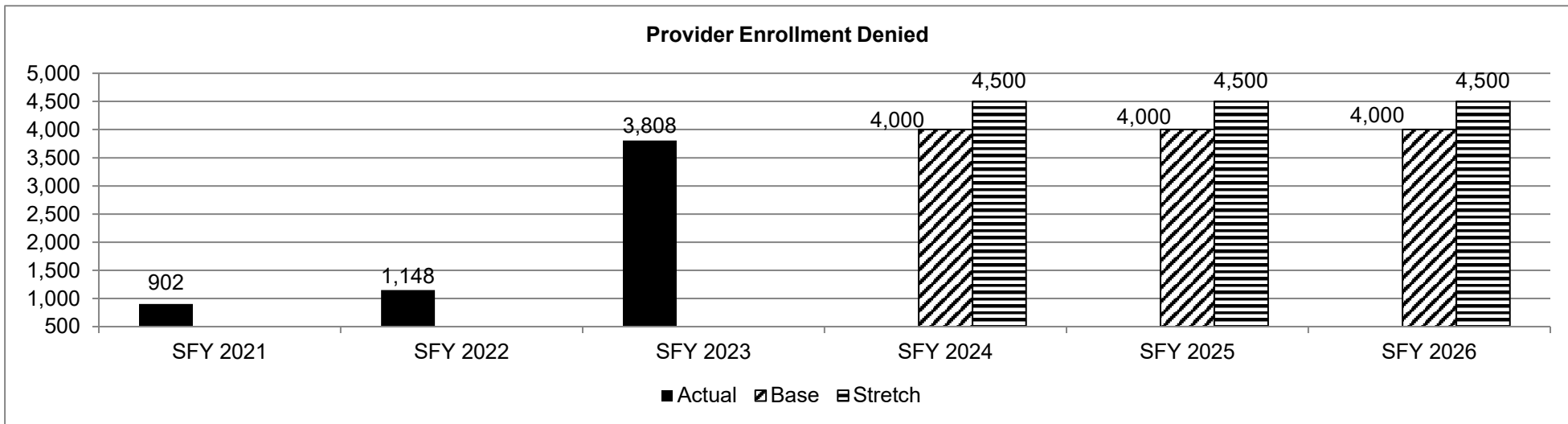
Program Name: Office of Director

Program is found in the following core budget(s): Systems Management

2b. Provide a measure(s) of the program's quality.



2c. Provide a measure(s) of the program's impact.



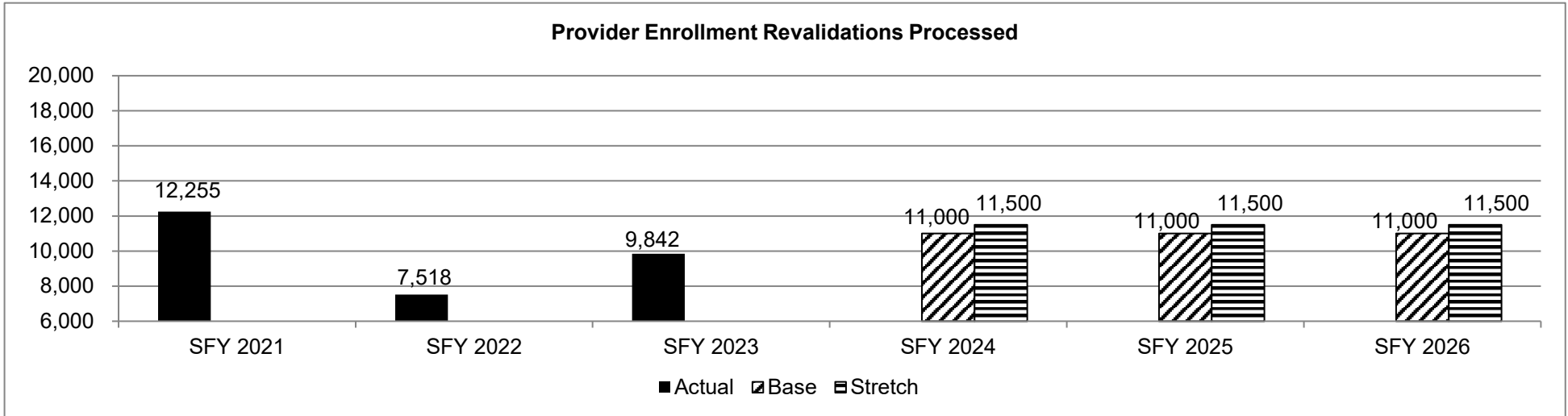
PROGRAM DESCRIPTION

Department: Social Services

HB Section(s): 11.037

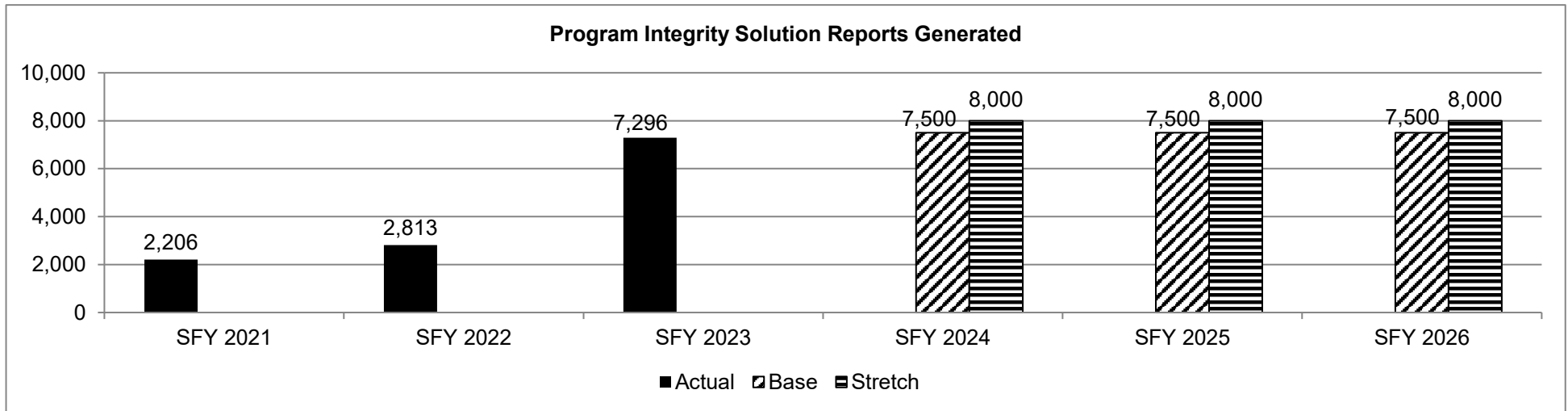
Program Name: Office of Director

Program is found in the following core budget(s): Systems Management



All providers were required to revalidate their Medicaid enrollment by 06/30/2019 and at least every 5 years thereafter.

2d. Provide a measure(s) of the program's efficiency.

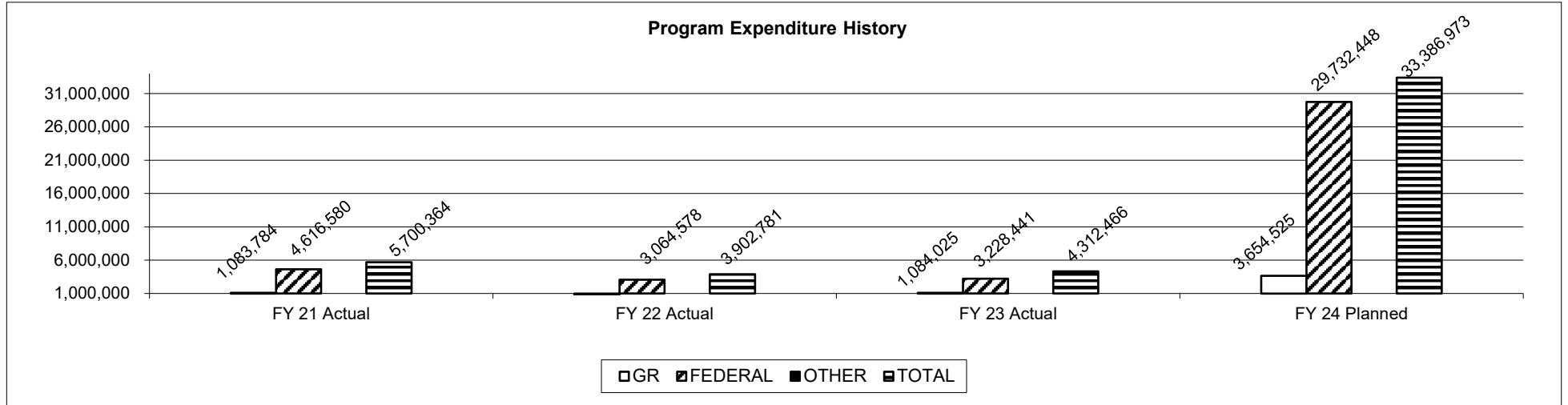


PROGRAM DESCRIPTION

Department: Social Services
 Program Name: Office of Director
 Program is found in the following core budget(s): Systems Management

HB Section(s): 11.037

3. Provide actual expenditures for the prior three fiscal years and planned expenditures for the current fiscal year. (Note: Amounts do not include fringe benefit costs.)



Planned FY 2024 expenditures are net of reserves and reverted. Planned FY 2024 expenditures include the MMAC Provider Enrollment System.

4. What are the sources of the "Other " funds?

N/A

5. What is the authorization for this program, i.e., federal or state statute, etc.? (Include the federal program number, if

Social Security Act, Section 1903 (a) (3); 42 CFR 43.111.

6. Are there federal matching requirements? If yes, please explain.

Expenditures related to the operation of the Medicaid Management Information System (MMIS) and the Program Integrity Solution earn a 75% federal match.

7. Is this a federally mandated program? If yes, please explain.

N/A

Core - MMAC Provider Enrollment System

CORE DECISION ITEM

Department: Social Services
 Division: Office of Director
 Core: MMAC Provider Enrollment System

Budget Unit: 90068C
 HB Section: 11.037

1. CORE FINANCIAL SUMMARY

	FY 2025 Budget Request			
	GR	Federal	Other	Total
PS	0	0	0	0
EE	0	0	0	0
PSD	0	0	0	0
TRF	0	0	0	0
Total	0	0	0	0
FTE	0.00	0.00	0.00	0.00

	FY 2025 Governor's Recommendation			
	GR	Federal	Other	Total
PS	0	0	0	0
EE	0	0	0	0
PSD	0	0	0	0
TRF	0	0	0	0
Total	0	0	0	0
FTE				

Est. Fringe	0	0	0	0
--------------------	---	---	---	---

Note: Fringes budgeted in House Bill 5 except for certain fringes budgeted directly to MoDOT, Highway Patrol, and Conservation.

Est. Fringe	0	0	0	0
--------------------	---	---	---	---

Note: Fringes budgeted in House Bill 5 except for certain fringes budgeted directly to MoDOT, Highway Patrol, and Conservation.

Other Funds: N/A

Other Funds:

2. CORE DESCRIPTION

Federal regulations require the Department to confirm the identity and determine exclusionary status of Medicaid providers and owners through routine checks of various federal databases as part of the enrollment, reenrollment, and revalidation processes. In addition, the Department must have a method of verifying provider licensure and any limitations. As part of the Department's modernization of the legacy MMIS, the MMAC is going to pursue a Provider Services module that will allow for more automation of the provider enrollment, screening, and monitoring functions. This module will process provider applications, including automated screening and monitoring; include a self-service portal; provide Interactive Voice Response (IVR) welcoming and call routing for providers; provide a customer relationship management tool for communicating with the providers; and provide call center support for provider enrollment and revalidation.

This program was funded as a one-time appropriation in FY2024.

3. PROGRAM LISTING (list programs included in this core funding)

CORE DECISION ITEM

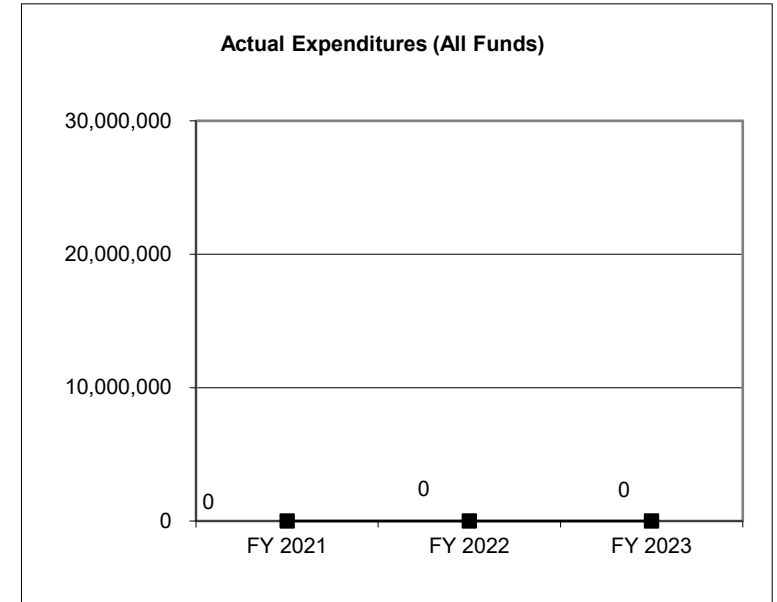
Department: Social Services
 Division: Office of Director
 Core: MMAC Provider Enrollment System

Budget Unit: 90068C

HB Section: 11.037

4. FINANCIAL HISTORY

	FY 2021 Actual	FY 2022 Actual	FY 2023 Actual	FY 2024 Current Yr.
Appropriation (All Funds)	0	0	0	26,500,000
Less Reverted (All Funds)				
Less Restricted (All Funds)	0	0	0	0
Budget Authority (All Funds)	0	0	0	26,500,000
Actual Expenditures (All Funds)	0	0	0	N/A
Unexpended (All Funds)	0	0	0	N/A
Unexpended, by Fund:				
General Revenue	0	0	0	N/A
Federal	0	0	0	N/A
Other	0	0	0	N/A
				(1)



Reverted includes the statutory three- percent reserve (when applicable).
 Restricted includes any Governor's Expenditure Restriction (when applicable).

NOTES:

(1) FY24 - This is a newly funded program for FY 2024.

CORE RECONCILIATION DETAIL

**DEPARTMENT OF SOCIAL SERVICES
MMAC PROVIDER ENROLLMENT SYS**

5. CORE RECONCILIATION DETAIL

				Budget Class	FTE	GR	Federal	Other	Total	Explanation
TAFP AFTER VETOES										
				EE	0.00	2,650,000	23,850,000	0	26,500,000	
				Total	0.00	2,650,000	23,850,000	0	26,500,000	
DEPARTMENT CORE ADJUSTMENTS										
1x Expenditures	203	4036	EE	0.00	0	(23,850,000)		0	(23,850,000)	Core reduction of one-time funding.
1x Expenditures	203	4033	EE	0.00	(2,650,000)		0	0	(2,650,000)	Core reduction of one-time funding.
NET DEPARTMENT CHANGES					0.00	(2,650,000)	(23,850,000)	0	(26,500,000)	
DEPARTMENT CORE REQUEST										
				EE	0.00	0	0	0	0	
				Total	0.00	0	0	0	0	
GOVERNOR'S RECOMMENDED CORE										
				EE	0.00	0	0	0	0	
				Total	0.00	0	0	0	0	

DECISION ITEM SUMMARY

Budget Unit									
Decision Item	FY 2023	FY 2023	FY 2024	FY 2024	FY 2025	FY 2025	*****	*****	
Budget Object Summary	ACTUAL	ACTUAL	BUDGET	BUDGET	DEPT REQ	DEPT REQ	SECURED	SECURED	
Fund	DOLLAR	FTE	DOLLAR	FTE	DOLLAR	FTE	COLUMN	COLUMN	
MMAC PROVIDER ENROLLMENT SYS									
CORE									
EXPENSE & EQUIPMENT									
GENERAL REVENUE	0	0.00	2,650,000	0.00	0	0.00	0	0.00	
DEPT OF SOC SERV FEDERAL & OTH	0	0.00	23,850,000	0.00	0	0.00	0	0.00	
TOTAL - EE	0	0.00	26,500,000	0.00	0	0.00	0	0.00	
TOTAL	0	0.00	26,500,000	0.00	0	0.00	0	0.00	
MMAC Provider Enrollment Servi - 1886040									
EXPENSE & EQUIPMENT									
GENERAL REVENUE	0	0.00	0	0.00	2,650,000	0.00	0	0.00	
DEPT OF SOC SERV FEDERAL & OTH	0	0.00	0	0.00	23,850,000	0.00	0	0.00	
TOTAL - EE	0	0.00	0	0.00	26,500,000	0.00	0	0.00	
TOTAL	0	0.00	0	0.00	26,500,000	0.00	0	0.00	
GRAND TOTAL	\$0	0.00	\$26,500,000	0.00	\$26,500,000	0.00	\$0	0.00	

DECISION ITEM DETAIL

Budget Unit	FY 2023	FY 2023	FY 2024	FY 2024	FY 2025	FY 2025	*****	*****
Decision Item	ACTUAL	ACTUAL	BUDGET	BUDGET	DEPT REQ	DEPT REQ	SECURED	SECURED
Budget Object Class	DOLLAR	FTE	DOLLAR	FTE	DOLLAR	FTE	COLUMN	COLUMN
MMAC PROVIDER ENROLLMENT SYS								
CORE								
PROFESSIONAL SERVICES	0	0.00	26,500,000	0.00	0	0.00	0	0.00
TOTAL - EE	0	0.00	26,500,000	0.00	0	0.00	0	0.00
GRAND TOTAL	\$0	0.00	\$26,500,000	0.00	\$0	0.00	\$0	0.00
GENERAL REVENUE	\$0	0.00	\$2,650,000	0.00	\$0	0.00		0.00
FEDERAL FUNDS	\$0	0.00	\$23,850,000	0.00	\$0	0.00		0.00
OTHER FUNDS	\$0	0.00	\$0	0.00	\$0	0.00		0.00

PROGRAM DESCRIPTION

Department: Social Services

HB Section(s): 11.037

Program Name: Office of Director

Program is found in the following core budget(s): MMAC Provider Enrollment System

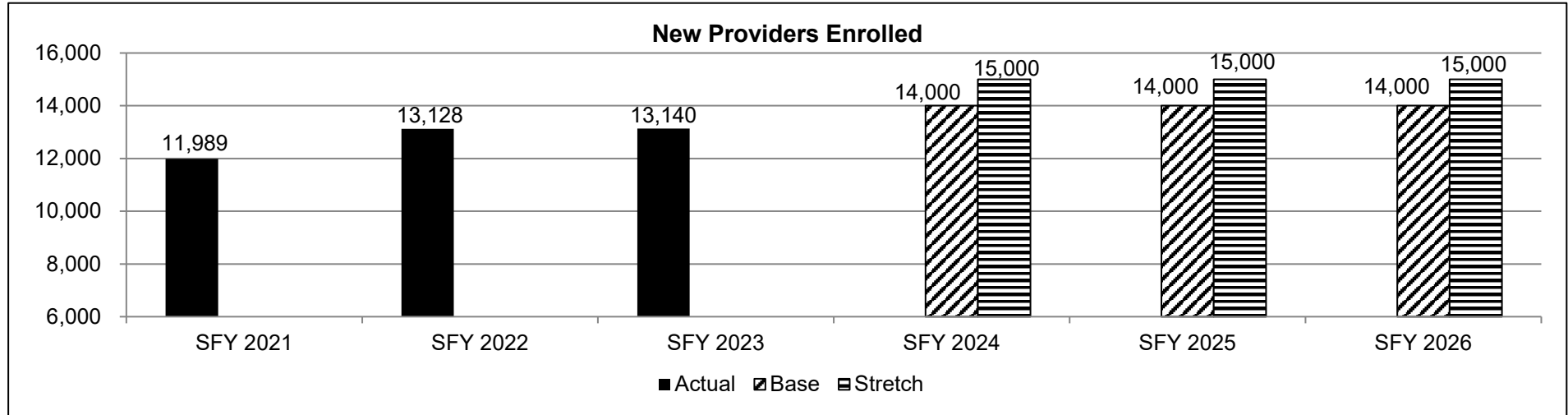
1a. What strategic priority does this program address?

Federal regulations require the Department to confirm the identity and determine exclusionary status of Medicaid providers and owners through routine checks of various federal databases as part of the enrollment, reenrollment, and revalidation processes. In addition, the Department must have a method of verifying provider licensure and any limitations.

1b. What does this program do?

As part of the Department's modernization of the legacy MMIS, the MMAC is going to pursue a Provider Services module that will allow for more automation of the provider enrollment, screening, and monitoring functions. This module will process provider applications, including automated screening and monitoring; include a self-service portal; provide Interactive Voice Response (IVR) welcoming and call routing for providers; provide a customer relationship management tool for communicating with the providers; and provide call center support for provider enrollment and revalidation.

2a. Provide an activity measure(s) for the program.



PROGRAM DESCRIPTION

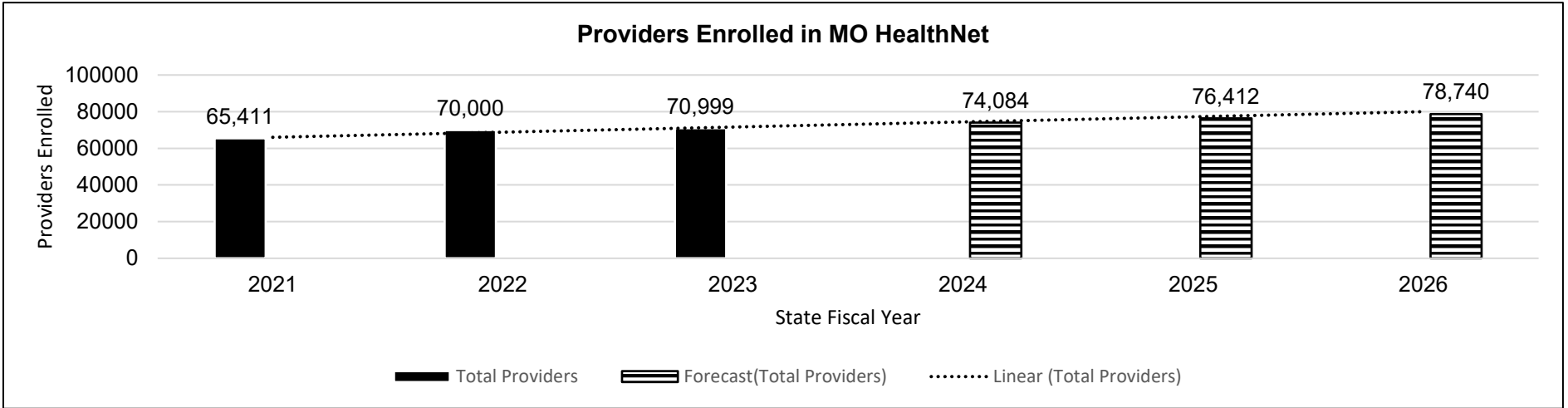
Department: Social Services

HB Section(s): 11.037

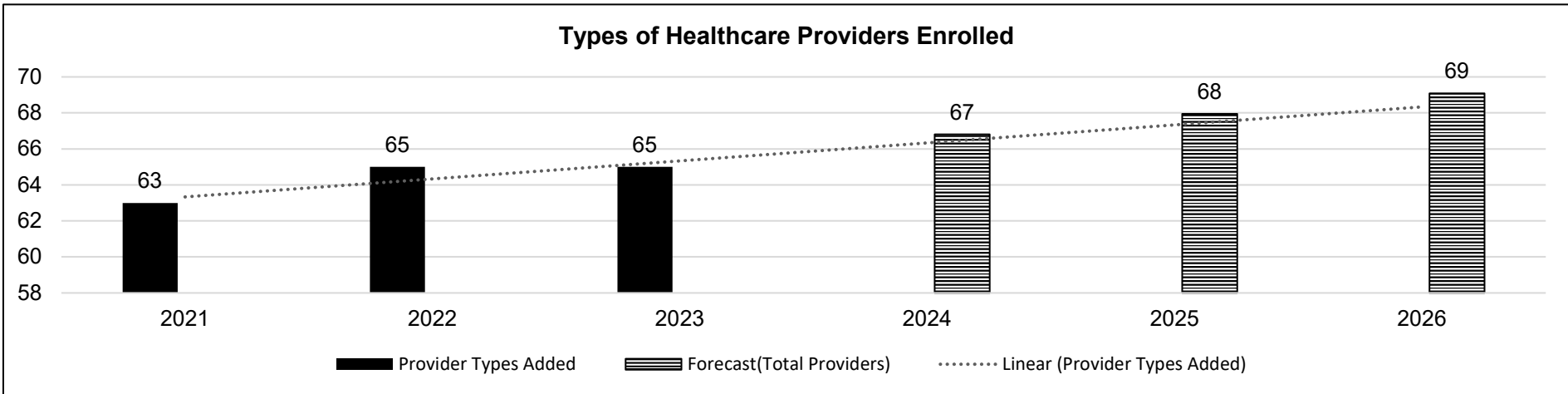
Program Name: Office of Director

Program is found in the following core budget(s): MMAC Provider Enrollment System

2b. Provide a measure(s) of the program's quality.



2c. Provide a measure(s) of the program's impact.



PROGRAM DESCRIPTION

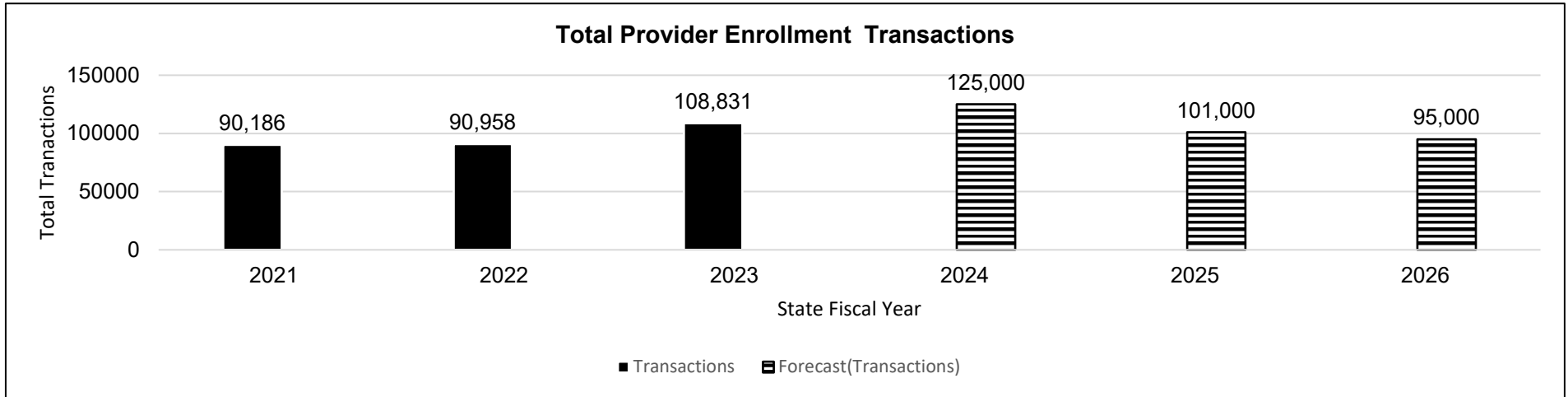
Department: Social Services

HB Section(s): 11.037

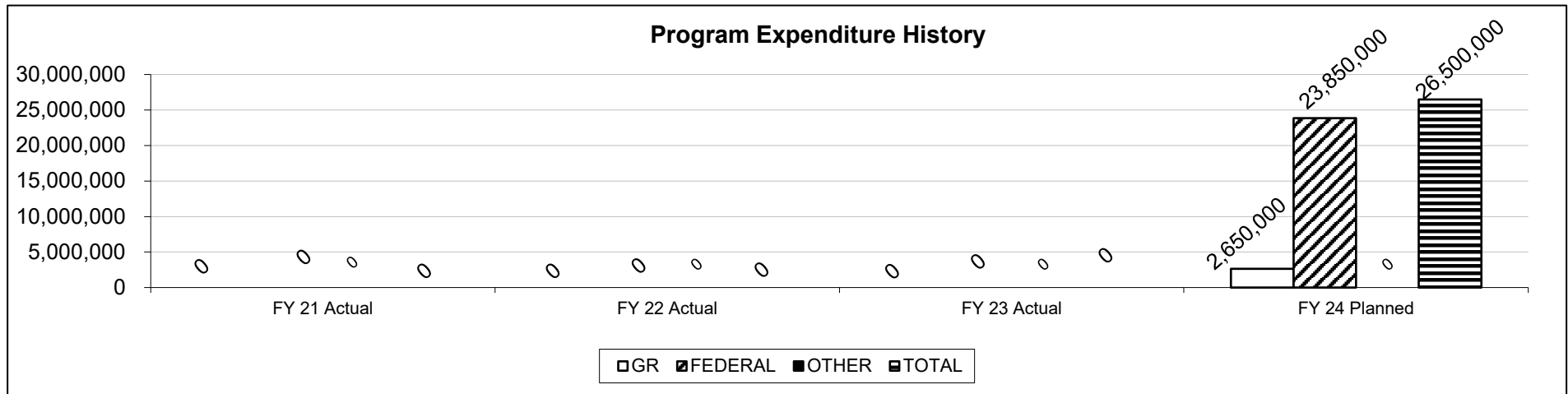
Program Name: Office of Director

Program is found in the following core budget(s): MMAC Provider Enrollment System

2d. Provide a measure(s) of the program's efficiency.



3. Provide actual expenditures for the prior three fiscal years and planned expenditures for the current fiscal year. (Note: Amounts do not include fringe benefit costs.)



PROGRAM DESCRIPTION

Department: Social Services

HB Section(s): 11.037

Program Name: Office of Director

Program is found in the following core budget(s): MMAC Provider Enrollment System

4. What are the sources of the "Other " funds?

N/A

5. What is the authorization for this program, i.e., federal or state statute, etc.? (Include the federal program number, if applicable.)

Federal law: Social Security Act, Section 1903 (a) (3); 42 CFR 43.111

6. Are there federal matching requirements? If yes, please explain.

Expenditures related to the Provider Enrollment System will earn a 90% federal match for implementation and a 75% federal match for operations.

7. Is this a federally mandated program? If yes, please explain.

N/A

**NDI – MMAC
Provider Enrollment
System**

NEW DECISION ITEM

Department: Social Services
Division: MO HealthNet
DI Name: MMAC Provider Enrollment System **DI# 1886040**

Budget Unit **90068C**
HB Section **11.037**

1. AMOUNT OF REQUEST

	FY 2025 Budget Request			
	GR	Federal	Other	Total
PS	0	0	0	0
EE	2,650,000	23,850,000	0	26,500,000
PSD	0	0	0	0
TRF	0	0	0	0
Total	2,650,000	23,850,000	0	26,500,000

FTE 0.00 0.00 0.00 0.00

Est. Fringe	0	0	0	0
--------------------	---	---	---	---

Note: Fringes budgeted in House Bill 5 except for certain fringes budgeted directly to MoDOT, Highway Patrol, and Conservation.

Other Funds: N/A
 Non-Counts: N/A

	FY 2025 Governor's Recommendation			
	GR	Federal	Other	Total
PS	0	0	0	0
EE	0	0	0	0
PSD	0	0	0	0
TRF	0	0	0	0
Total	0	0	0	0

FTE 0.00 0.00 0.00 0.00

Est. Fringe	0	0	0	0
--------------------	---	---	---	---

Note: Fringes budgeted in House Bill 5 except for certain fringes budgeted directly to MoDOT, Highway Patrol, and Conservation.

Other Funds:
 Non-Counts:

2. THIS REQUEST CAN BE CATEGORIZED AS:

<input type="checkbox"/> New Legislation	<input type="checkbox"/> New Program	<input type="checkbox"/> Fund Switch
<input type="checkbox"/> Federal Mandate	<input type="checkbox"/> Program Expansion	<input type="checkbox"/> Cost to Continue
<input type="checkbox"/> GR Pick-Up	<input type="checkbox"/> Space Request	<input type="checkbox"/> Equipment Replacement
<input type="checkbox"/> Pay Plan	<input checked="" type="checkbox"/> Other: <u>Continuance of FY24 Funding</u>	

3. WHY IS THIS FUNDING NEEDED? PROVIDE AN EXPLANATION FOR ITEMS CHECKED IN #2. INCLUDE THE FEDERAL OR STATE STATUTORY OR CONSTITUTIONAL AUTHORIZATION FOR THIS PROGRAM.

Federal regulations require the Department to confirm the identity and determine exclusionary status of Medicaid providers and owners through routine checks of various federal databases as part of the enrollment, reenrollment, and revalidation processes. In addition, the Department must have a method of verifying provider licensure and any limitations. As part of the Department's modernization of the legacy MMIS, the MMAC is going to pursue a Provider Services module that will allow for more automation of the provider enrollment, screening, and monitoring functions. This module will process provider applications, including automated screening and monitoring; include a self-service portal; provide Interactive Voice Response (IVR) welcoming and call routing for providers; provide a customer relationship management tool for communicating with the providers; and provide call center support for provider enrollment and revalidation. MMAC has been approved for \$26,500,000 for this module for SFY24. Implementation will take at least 18 months to complete and will span across two fiscal years - SFY2024 and SFY2025. MMAC is therefore requesting \$26,500,000 again for SFY25 to ensure that all implementation costs will be covered as they are incurred.

NEW DECISION ITEM

Department: Social Services
Division: MO HealthNet
DI Name: MMAC Provider Enrollment System **DI# 1886040**

Budget Unit **90068C**
HB Section **11.037**

4. DESCRIBE THE DETAILED ASSUMPTIONS USED TO DERIVE THE SPECIFIC REQUESTED AMOUNT. (How did you determine that the requested number of FTE were appropriate? From what source or standard did you derive the requested levels of funding? Were alternatives such as outsourcing or automation considered? If based on new legislation, does request tie to TAFP fiscal note? If not, explain why. Detail which portions of the request are one-times and how those amounts were calculated.)

The Department reviewed the procurement options available through the National Association of State Procurement Officers (NASPO) ValuePoint MMIS-Provider Services Module to estimate the implementation costs of such system. The department also reviewed current and past Project Management Office, Independent Verification and Validation Services, and vendor PAQs along with estimated ITSD costs to support the implementation to arrive at the below estimated implementation costs. The module is estimated to take 18 months to implement.

	Match	GR	Fed	Other	Total
Provider Enrollment Module	90/10	1,900,000	17,100,000	-	19,000,000
Project Management	90/10	200,000	1,800,000	-	2,000,000
IV&V	90/10	150,000	1,350,000	-	1,500,000
Contractor PAQs	90/10	300,000	2,700,000	-	3,000,000
ITSD	90/10	100,000	900,000	-	1,000,000
NDI Requested		2,650,000	23,850,000	-	26,500,000

Note: These costs do not include the maintenance and operations costs of approximately \$7,000,000 per year

NEW DECISION ITEM

Department: Social Services
Division: MO HealthNet
DI Name: MMAC Provider Enrollment System **DI# 1886040**

Budget Unit **90068C**
HB Section **11.037**

5. BREAK DOWN THE REQUEST BY BUDGET OBJECT CLASS, JOB CLASS, AND FUND SOURCE. IDENTIFY ONE-TIME COSTS.

Budget Object Class/Job Class	Dept Req GR DOLLARS	Dept Req GR FTE	Dept Req FED DOLLARS	Dept Req FED FTE	Dept Req OTHER DOLLARS	Dept Req OTHER FTE	Dept Req TOTAL DOLLARS	Dept Req TOTAL FTE	Dept Req One-Time DOLLARS
400 - Professional Services	2,650,000		23,850,000		0		26,500,000		(26,500,000)
Total EE	2,650,000		23,850,000		0		26,500,000		(26,500,000)
Grand Total	2,650,000	0.0	23,850,000	0.0	0	0.0	26,500,000	0.0	(26,500,000)

Budget Object Class/Job Class	Gov Rec GR DOLLARS	Gov Rec GR FTE	Gov Rec FED DOLLARS	Gov Rec FED FTE	Gov Rec OTHER DOLLARS	Gov Rec OTHER FTE	Gov Rec TOTAL DOLLARS	Gov Rec TOTAL FTE	Gov Rec One-Time DOLLARS
Total EE	0		0		0		0		0
Grand Total	0	0.0	0	0.0	0	0.0	0	0.0	0

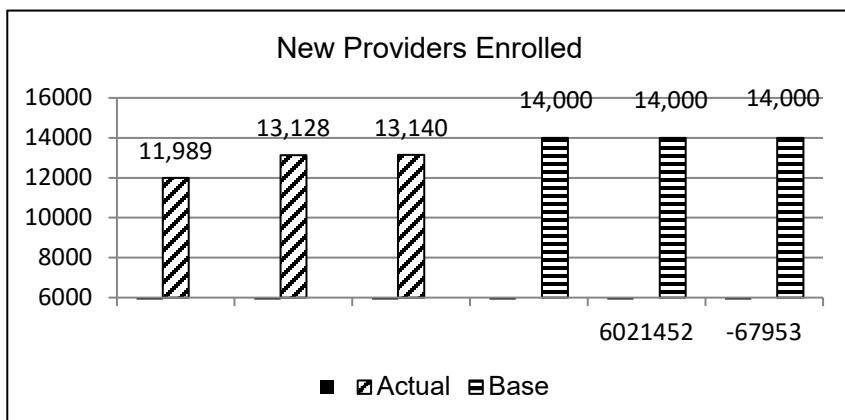
NEW DECISION ITEM

Department: Social Services
Division: MO HealthNet
DI Name: MMAC Provider Enrollment System **DI# 1886040**

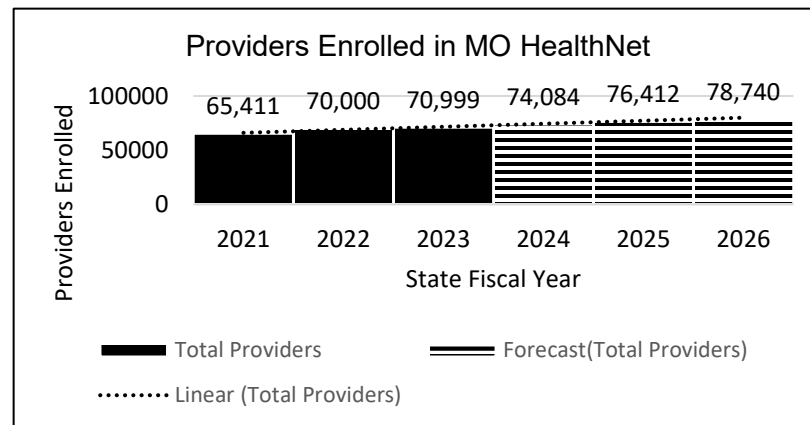
Budget Unit **90068C**
HB Section **11.037**

6. PERFORMANCE MEASURES (If new decision item has an associated core, separately identify projected performance with & without additional funding.)

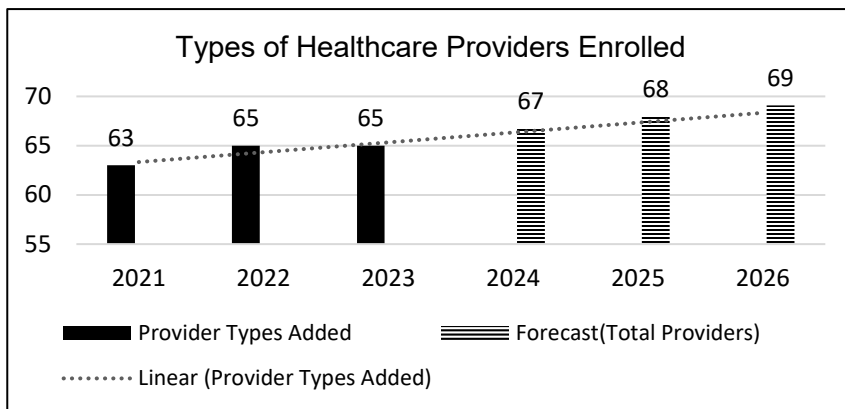
6a. Provide an activity measure(s) for the program.



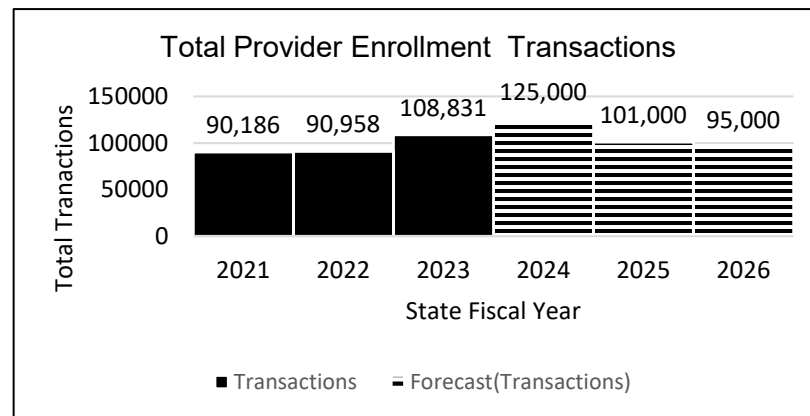
6b. Provide a measure(s) of the program's quality.



6c. Provide a measure(s) of the program's impact.



6d. Provide a measure(s) of the program's efficiency.



NEW DECISION ITEM

Department: Social Services
Division: MO HealthNet
DI Name: MMAC Provider Enrollment System DI# 1886040

Budget Unit 90068C
HB Section 11.037

7. STRATEGIES TO ACHIEVE THE PERFORMANCE MEASUREMENT TARGETS:

Missouri Medicaid Audit & Compliance (MMAC) enhances the integrity of the state Medicaid program by preventing and detecting fraudulent, abusive and wasteful practices within the program, and recovering improperly expended funds while promoting high quality patient care. This unit works to reduce costs, increase efficiency of provider monitoring, and assist providers with compliance. MMAC also protects the integrity of the Medicaid program by enrolling providers through a rigorous screening process. MMAC has cooperative agreements with the Department of Health and Senior Services and the Department of Mental Health, to enhance the integrity of the waiver programs through the same processes. MMAC is dedicated to preserving and protecting the Medicaid program for those in need, and to safeguarding taxpayer's dollars from fraud and abuse within the Medicaid program.

DECISION ITEM DETAIL

Budget Unit	FY 2023	FY 2023	FY 2024	FY 2024	FY 2025	FY 2025	*****	*****
Decision Item	ACTUAL	ACTUAL	BUDGET	BUDGET	DEPT REQ	DEPT REQ	SECURED	SECURED
Budget Object Class	DOLLAR	FTE	DOLLAR	FTE	DOLLAR	FTE	COLUMN	COLUMN
MMAC PROVIDER ENROLLMENT SYS								
MMAC Provider Enrollment Servi - 1886040								
PROFESSIONAL SERVICES	0	0.00	0	0.00	26,500,000	0.00	0	0.00
TOTAL - EE	0	0.00	0	0.00	26,500,000	0.00	0	0.00
GRAND TOTAL	\$0	0.00	\$0	0.00	\$26,500,000	0.00	\$0	0.00
GENERAL REVENUE	\$0	0.00	\$0	0.00	\$2,650,000	0.00		0.00
FEDERAL FUNDS	\$0	0.00	\$0	0.00	\$23,850,000	0.00		0.00
OTHER FUNDS	\$0	0.00	\$0	0.00	\$0	0.00		0.00

Core - Recovery Audit Contract

CORE DECISION ITEM

Department: Social Services
 Division: Office of Director
 Core: Recovery Audit Contract (RAC)

Budget Unit: 90045C

HB Section: 11.040

1. CORE FINANCIAL SUMMARY

	FY 2025 Budget Request					FY 2025 Governor's Recommendation			
	GR	Federal	Other	Total		GR	Federal	Other	Total
PS	0	0	0	0	PS	0	0	0	0
EE	0	0	1,200,000	1,200,000	EE	0	0	0	0
PSD	0	0	0	0	PSD	0	0	0	0
TRF	0	0	0	0	TRF	0	0	0	0
Total	0	0	1,200,000	1,200,000	Total	0	0	0	0
FTE	0.00	0.00	0.00	0.00	FTE	0.00	0.00	0.00	0.00

Est. Fringe	0	0	0	0
--------------------	---	---	---	---

Note: Fringes budgeted in House Bill 5 except for certain fringes budgeted directly to MoDOT, Highway Patrol, and Conservation.

Est. Fringe	0	0	0	0
--------------------	---	---	---	---

Note: Fringes budgeted in House Bill 5 except for certain fringes budgeted directly to MoDOT, Highway Patrol, and Conservation.

Other Funds: Recovery Audit and Compliance Fund (0974) - \$1,200,000

Other Funds:

2. CORE DESCRIPTION

Federal law requires states to contract with a Recovery Audit Contractor (RAC) to identify and recoup Medicaid provider overpayments. This appropriation funds contractor contingency payments for overpayment recoveries. DSS received a 2 year waiver (exemption) from the Centers for Medicare and Medicaid Services (CMS) for RAC services. In September 2016, DSS was granted the RAC wavier that was effective 1/1/2016 to 12/31/2017. This waiver covered calendar years 2016 and 2017. The waiver exempted Missouri from the requirement to have a RAC, as long as certain provisions are met. In the request, the provisions included MMAC continuing to provide audit and investigation services for the state, as well as utilizing another contractor to complete credit balance audits of long term care facilities and hospitals. On May 7, 2020, DSS requested renewal/extension of the waiver (exemption). In June 2020, the waiver was approved through 03/31/2022. CMS stated no further RAC waivers will be granted. DSS will be contracting with HMS to be the RAC effective 10/1/2022. CMS has agreed to pay any contingency fees that DSS would owe HMS for Medicaid funds recovered on behalf of the state.

3. PROGRAM LISTING (list programs included in this core funding)

Recovery Audit Contract

CORE DECISION ITEM

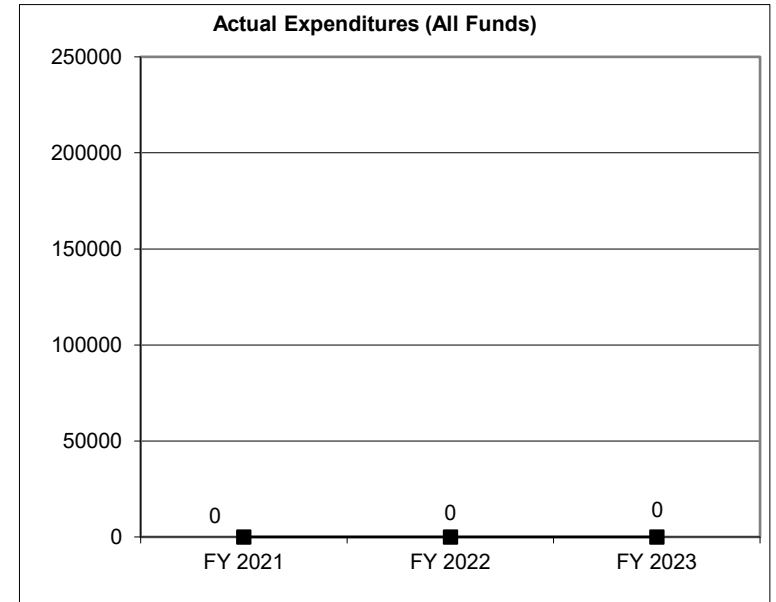
Department: Social Services
Division: Office of Director
Core: Recovery Audit Contract (RAC)

Budget Unit: 90045C

HB Section: 11.040

4. FINANCIAL HISTORY

	FY 2021 Actual	FY 2022 Actual	FY 2023 Actual	FY 2024 Current Yr.
Appropriation (All Funds)	1,200,000	1,200,000	1,200,000	1,200,000
Less Reverted (All Funds)	0	0	0	0
Less Restricted (All Funds)	0	0	0	0
Budget Authority (All Funds)	<u>1,200,000</u>	<u>1,200,000</u>	<u>1,200,000</u>	<u>1,200,000</u>
Actual Expenditures (All Funds)	<u>0</u>	<u>0</u>	<u>0</u>	N/A
Unexpended (All Funds)	<u><u>1,200,000</u></u>	<u><u>1,200,000</u></u>	<u><u>1,200,000</u></u>	N/A
Unexpended, by Fund:				
General Revenue	0	0	N/A	N/A
Federal	0	0	N/A	N/A
Other	1,200,000	1,200,000	1,200,000	N/A
	(1)	(2)	(3)	(4)



Reverted includes the statutory three- percent reserve (when applicable).
 Restricted includes any Governor's Expenditure Restriction (when applicable).

NOTES:

- (1)** FY21 - expenditures based on recoveries received into the fund.
- (2)** FY22 - expenditures based on recoveries received into the fund.
- (3)** FY23 - expenditures based on recoveries received into the fund.
- (4)** FY24 - expenditures based on recoveries received into the fund.

CORE RECONCILIATION DETAIL

**DEPARTMENT OF SOCIAL SERVICES
RECOVERY AUDIT & COMPL CONTRT**

5. CORE RECONCILIATION DETAIL

	Budget Class	FTE	GR	Federal	Other	Total	Explanation
TAFP AFTER VETOES	EE	0.00	0	0	1,200,000	1,200,000	
	Total	0.00	0	0	1,200,000	1,200,000	
DEPARTMENT CORE REQUEST	EE	0.00	0	0	1,200,000	1,200,000	
	Total	0.00	0	0	1,200,000	1,200,000	
GOVERNOR'S RECOMMENDED CORE	EE	0.00	0	0	1,200,000	1,200,000	
	Total	0.00	0	0	1,200,000	1,200,000	

DECISION ITEM SUMMARY

Budget Unit								
Decision Item	FY 2023	FY 2023	FY 2024	FY 2024	FY 2025	FY 2025	*****	*****
Budget Object Summary	ACTUAL	ACTUAL	BUDGET	BUDGET	DEPT REQ	DEPT REQ	SECURED	SECURED
Fund	DOLLAR	FTE	DOLLAR	FTE	DOLLAR	FTE	COLUMN	COLUMN
RECOVERY AUDIT & COMPL CONTRT								
CORE								
EXPENSE & EQUIPMENT								
RECOVERY AUDIT AND COMPLIANCE	0	0.00	1,200,000	0.00	1,200,000	0.00	0	0.00
TOTAL - EE	0	0.00	1,200,000	0.00	1,200,000	0.00	0	0.00
TOTAL	0	0.00	1,200,000	0.00	1,200,000	0.00	0	0.00
GRAND TOTAL	\$0	0.00	\$1,200,000	0.00	\$1,200,000	0.00	\$0	0.00

DECISION ITEM DETAIL

Budget Unit	FY 2023	FY 2023	FY 2024	FY 2024	FY 2025	FY 2025	*****	*****
Decision Item	ACTUAL	ACTUAL	BUDGET	BUDGET	DEPT REQ	DEPT REQ	SECURED	SECURED
Budget Object Class	DOLLAR	FTE	DOLLAR	FTE	DOLLAR	FTE	COLUMN	COLUMN
RECOVERY AUDIT & COMPL CONTRT								
CORE								
PROFESSIONAL SERVICES	0	0.00	1,200,000	0.00	1,200,000	0.00	0	0.00
TOTAL - EE	0	0.00	1,200,000	0.00	1,200,000	0.00	0	0.00
GRAND TOTAL	\$0	0.00	\$1,200,000	0.00	\$1,200,000	0.00	\$0	0.00
GENERAL REVENUE	\$0	0.00	\$0	0.00	\$0	0.00		0.00
FEDERAL FUNDS	\$0	0.00	\$0	0.00	\$0	0.00		0.00
OTHER FUNDS	\$0	0.00	\$1,200,000	0.00	\$1,200,000	0.00		0.00

PROGRAM DESCRIPTION

Department: Social Services

HB Section(s): 11.040

Program Name: Office of Director

Program is found in the following core budget(s): Recovery Audit Contract (RAC)

1a. What strategic priority does this program address?

Identify/recoup Medicaid provider overpayments

1b. What does this program do?

The federal government requires states to contract with a Recovery Audit Contractor (RAC) to identify and recoup Medicaid provider overpayments. State Medicaid programs may contract with one or more RACs to identify underpayments and overpayments and to recoup overpayments. Payments to Medicaid RACs are contingency-based and linked to overpayments the contracts identify. Missouri’s first RAC contract ended November 30, 2015. There were no bidders for subsequent RAC contracts. Following the lead of other states in the same circumstance, DSS submitted a State Plan Amendment (SPA) to request a waiver of the RAC requirement. CMS granted waivers between 2015 and 2022. CMS stated no further RAC waivers will be granted. DSS will be contracting with HMS to be the RAC effective 10/1/2022. CMS has agreed to pay any contingency fees that DSS would owe HMS for Medicaid funds recovered on behalf of the state.

Missouri Medicaid Audit and Compliance (MMAC) works with a contractor to verify recoupment and/or payments. Once 100% of the payment has been received for the audits conducted, an invoice is submitted by the contractor for the contingency fee percentage related to the amount of recoveries.

Contingency Fee Percentages

Total Amount of Overpayment Recoveries	Contingency Percentage of Total Overpayments Recovered
\$0 to \$10,000,000	12.0%
\$10,000,000.01 to \$20,000,000	9.5%
\$20,000,000.01 to \$50,000,000	8.0%
\$50,000,000.01 to \$60,000,000	9.0%
> \$60,000,000.01	12.0%

No performance measures are included for this program as it is an accounting mechanism.

PROGRAM DESCRIPTION


Department: Social Services

HB Section(s): 11.040

Program Name: Office of Director

Program is found in the following core budget(s): Recovery Audit Contract (RAC)

3. Provide actual expenditures for the prior three fiscal years and planned expenditures for the current fiscal year. (Note: Amounts do not include fringe benefit costs.)



Planned FY 2024 expenditures are net of reserves.

4. What are the sources of the "Other " funds?

Recovery Audit and Compliance Fund (0974)

5. What is the authorization for this program, i.e., federal or state statute, etc.? (Include the federal program number, if applicable.)

Section 6411 of the Patient Protection and Affordable Care Act (PPACA; Public Law 111-148) and the Health Care and Education Reconciliation Act (HCERA; Public Law 111-152) and Section 1902 (a) (42) (B) (ii) (IV) (contractor) of the Social Security Act.

6. Are there federal matching requirements? If yes, please explain.

No.

7. Is this a federally mandated program? If yes, please explain.

Yes. States are required to contract to identify and recoup Medicaid provider overpayments.

**Core - Division of Finance
and Administrative
Services**

CORE DECISION ITEM

Department: Social Services
 Division: Finance and Administrative Services
 Core: Division of Finance and Administrative Services

Budget Unit: 88815C
 HB Section: 11.045

1. CORE FINANCIAL SUMMARY

	FY 2025 Budget Request			
	GR	Federal	Other	Total
PS	2,340,237	1,397,737	64,507	3,802,481
EE	382,475	251,218	1,201,067	1,834,760
PSD	0	0	0	0
TRF	0	0	0	0
Total	2,722,712	1,648,955	1,265,574	5,637,241
FTE	38.71	15.16	1.15	55.02

	FY 2025 Governor's Recommendation			
	GR	Federal	Other	Total
PS	0	0	0	0
EE	0	0	0	0
PSD	0	0	0	0
TRF	0	0	0	0
Total	0	0	0	0
FTE	0.00	0.00	0.00	0.00

Est. Fringe	1,453,592	748,625	41,314	2,243,530
--------------------	-----------	---------	--------	-----------

Note: Fringes budgeted in House Bill 5 except for certain fringes budgeted directly to MoDOT, Highway Patrol, and Conservation.

Est. Fringe	0	0	0	0
--------------------	---	---	---	---

Note: Fringes budgeted in House Bill 5 except for certain fringes budgeted directly to MoDOT, Highway Patrol, and Conservation.

Other Funds: Child Support Enforcement Fund (0169) - \$60,173
 DOSS Administrative Trust Fund (0545) - \$1,205,401

Other Funds:

2. CORE DESCRIPTION

The Division of Finance and Administrative Services (DFAS) provides centralized financial and administrative support to all Department of Social Services (DSS) divisions, which enable them to carry out the department's mission, by providing essential services which include: accounts payable, travel, budget, procurement, compliance, payroll, grant reporting, cash management, research, and strategic performance and innovation functions.

3. PROGRAM LISTING (list programs included in this core funding)

Division of Finance and Administrative Services (DFAS)

CORE DECISION ITEM

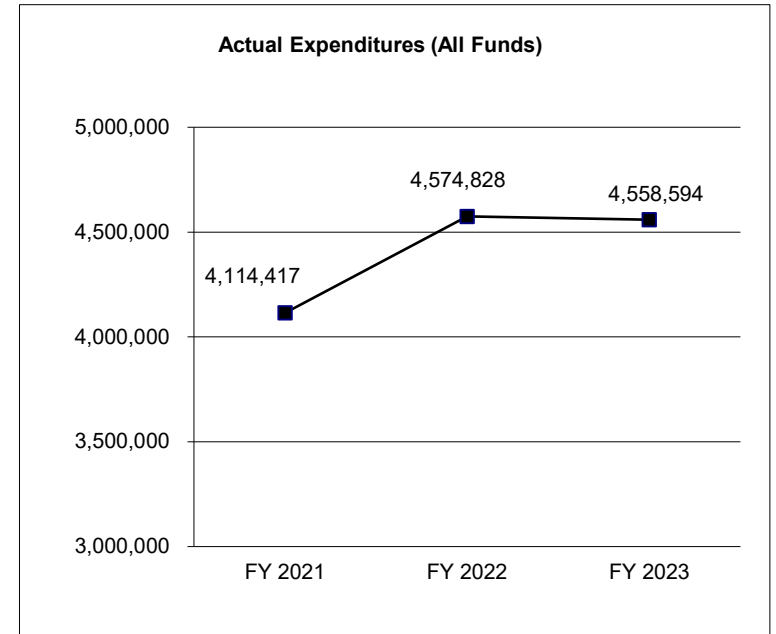
Department: Social Services
Division: Finance and Administrative Services
Core: Division of Finance and Administrative Services

Budget Unit: 88815C

HB Section: 11.045

4. FINANCIAL HISTORY

	FY 2021 Actual	FY 2022 Actual	FY 2023 Actual	FY 2024 Current Yr.
Appropriation (All Funds)	4,880,984	5,039,588	5,336,064	5,637,241
Less Reverted (All Funds)	(69,721)	(44,051)	(11,527)	(81,681)
Less Restricted (All Funds)	0	0	0	0
Budget Authority (All Funds)	4,811,263	4,995,537	5,324,537	5,555,560
Actual Expenditures (All Funds)	4,114,417	4,574,828	4,558,594	N/A
Unexpended (All Funds)	696,846	420,709	765,943	N/A
Unexpended, by Fund:				
General Revenue	153	2,682	17,473	N/A
Federal	76,889	776	139	N/A
Other	619,804	417,251	748,331	N/A
				(1)



*Current Year restricted amount is as of September 1, 2023.

Reverted includes the statutory three- percent reserve (when applicable).
 Restricted includes any Governor's Expenditure Restriction (when applicable).

NOTES:

(1) FY24 - There was a pay plan increase of 8.7% for FY24.

CORE RECONCILIATION DETAIL

**DEPARTMENT OF SOCIAL SERVICES
FINANCE & ADMINISTRATIVE SRVS**

5. CORE RECONCILIATION DETAIL

				Budget Class	FTE	GR	Federal	Other	Total	Explanation
TAFP AFTER VETOES										
				PS	55.02	2,340,237	1,397,737	64,507	3,802,481	
				EE	0.00	382,475	251,218	1,201,067	1,834,760	
				Total	55.02	2,722,712	1,648,955	1,265,574	5,637,241	
DEPARTMENT CORE ADJUSTMENTS										
Core Reallocation	365	3117		PS	0.00	0	0	0		0 Core reallocation to align with actual expenditures.
Core Reallocation	365	3050		PS	0.00	0	0	0		0 Core reallocation to align with actual expenditures.
				NET DEPARTMENT CHANGES	0.00	0	0	0	0	0
DEPARTMENT CORE REQUEST										
				PS	55.02	2,340,237	1,397,737	64,507	3,802,481	
				EE	0.00	382,475	251,218	1,201,067	1,834,760	
				Total	55.02	2,722,712	1,648,955	1,265,574	5,637,241	
GOVERNOR'S RECOMMENDED CORE										
				PS	55.02	2,340,237	1,397,737	64,507	3,802,481	
				EE	0.00	382,475	251,218	1,201,067	1,834,760	
				Total	55.02	2,722,712	1,648,955	1,265,574	5,637,241	

DECISION ITEM SUMMARY

Budget Unit									
Decision Item	FY 2023	FY 2023	FY 2024	FY 2024	FY 2025	FY 2025	*****	*****	
Budget Object Summary	ACTUAL	ACTUAL	BUDGET	BUDGET	DEPT REQ	DEPT REQ	SECURED	SECURED	
Fund	DOLLAR	FTE	DOLLAR	FTE	DOLLAR	FTE	COLUMN	COLUMN	
FINANCE & ADMINISTRATIVE SRVS									
CORE									
PERSONAL SERVICES									
GENERAL REVENUE	2,135,457	34.92	2,340,237	38.71	2,340,237	38.71	0	0.00	
CHILD CARE AND DEVELOPMENT FED	13,973	0.20	0	0.00	0	0.00	0	0.00	
DEPT OF SOC SERV FEDERAL & OTH	1,284,758	21.95	1,397,737	15.16	1,397,737	15.16	0	0.00	
CHILD SUPPORT ENFORCEMENT FUND	54,432	0.88	59,423	1.05	59,423	1.05	0	0.00	
DOSS ADMINISTRATIVE TRUST	4,654	0.04	5,084	0.10	5,084	0.10	0	0.00	
TOTAL - PS	3,493,274	57.99	3,802,481	55.02	3,802,481	55.02	0	0.00	
EXPENSE & EQUIPMENT									
GENERAL REVENUE	372,717	0.00	382,475	0.00	382,475	0.00	0	0.00	
CHILD CARE AND DEVELOPMENT FED	415	0.00	0	0.00	0	0.00	0	0.00	
DEPT OF SOC SERV FEDERAL & OTH	238,994	0.00	251,218	0.00	251,218	0.00	0	0.00	
CHILD SUPPORT ENFORCEMENT FUND	0	0.00	750	0.00	750	0.00	0	0.00	
DOSS ADMINISTRATIVE TRUST	453,194	0.00	1,200,317	0.00	1,200,317	0.00	0	0.00	
TOTAL - EE	1,065,320	0.00	1,834,760	0.00	1,834,760	0.00	0	0.00	
TOTAL	4,558,594	57.99	5,637,241	55.02	5,637,241	55.02	0	0.00	
Compliance and Reporting Suppo - 1886027									
EXPENSE & EQUIPMENT									
GENERAL REVENUE	0	0.00	0	0.00	578,663	0.00	0	0.00	
DEPT OF SOC SERV FEDERAL & OTH	0	0.00	0	0.00	466,949	0.00	0	0.00	
TOTAL - EE	0	0.00	0	0.00	1,045,612	0.00	0	0.00	
TOTAL	0	0.00	0	0.00	1,045,612	0.00	0	0.00	
GRAND TOTAL	\$4,558,594	57.99	\$5,637,241	55.02	\$6,682,853	55.02	\$0	0.00	

DECISION ITEM DETAIL

Budget Unit	FY 2023	FY 2023	FY 2024	FY 2024	FY 2025	FY 2025	*****	*****
Decision Item	ACTUAL	ACTUAL	BUDGET	BUDGET	DEPT REQ	DEPT REQ	SECURED	SECURED
Budget Object Class	DOLLAR	FTE	DOLLAR	FTE	DOLLAR	FTE	COLUMN	COLUMN
FINANCE & ADMINISTRATIVE SRVS								
CORE								
DEPUTY STATE DEPT DIRECTOR	918	0.01	138,555	0.93	138,555	0.93	0	0.00
DESIGNATED PRINCIPAL ASST DEPT	128,544	0.98	0	0.00	0	0.00	0	0.00
DESIGNATED PRINCIPAL ASST DIV	143,832	1.33	103,553	1.00	233,553	2.00	0	0.00
LEGAL COUNSEL	84,380	0.98	91,341	1.00	91,341	1.00	0	0.00
MISCELLANEOUS TECHNICAL	63,172	1.60	0	0.00	0	0.00	0	0.00
MISCELLANEOUS PROFESSIONAL	3,693	0.06	0	0.00	0	0.00	0	0.00
SPECIAL ASST OFFICIAL & ADMSTR	9,502	0.08	118,035	1.00	118,035	1.00	0	0.00
SPECIAL ASST PROFESSIONAL	344,790	3.88	374,270	4.50	374,270	4.50	0	0.00
SPECIAL ASST OFFICE & CLERICAL	141,250	2.53	106,621	1.33	106,621	1.33	0	0.00
ADMIN SUPPORT ASSISTANT	11,668	0.33	0	0.00	0	0.00	0	0.00
LEAD ADMIN SUPPORT ASSISTANT	4,415	0.12	400	0.00	400	0.00	0	0.00
ADMIN SUPPORT PROFESSIONAL	153,714	3.78	326,992	6.73	326,992	6.73	0	0.00
ADMINISTRATIVE MANAGER	117,031	1.85	73,133	1.00	73,133	1.00	0	0.00
PROGRAM COORDINATOR	3,111	0.04	78,686	1.00	78,686	1.00	0	0.00
RESEARCH/DATA ANALYST	204,591	4.00	145,415	2.03	145,415	2.03	0	0.00
SENIOR RESEARCH/DATA ANALYST	98,767	1.53	136,889	1.00	136,889	1.00	0	0.00
RESEARCH DATA ANALYSIS SPV/MGR	63,764	0.84	156,020	2.00	56,020	1.00	0	0.00
STORES/WAREHOUSE ASSISTANT	89,148	2.61	99,767	3.00	99,767	3.00	0	0.00
PUBLIC RELATIONS SPECIALIST	489	0.01	0	0.00	0	0.00	0	0.00
AGENCY BUDGET ANALYST	0	0.00	106,151	0.33	106,151	0.33	0	0.00
AGENCY BUDGET SENIOR ANALYST	78,273	1.38	60,243	1.04	60,243	1.04	0	0.00
ACCOUNTS ASSISTANT	109,148	3.00	85,597	2.63	85,597	2.63	0	0.00
SENIOR ACCOUNTS ASSISTANT	247,112	6.12	233,822	6.60	233,822	6.60	0	0.00
ACCOUNTS SUPERVISOR	4,722	0.08	0	0.00	0	0.00	0	0.00
ACCOUNTANT	42,621	0.98	86,927	2.00	86,927	2.00	0	0.00
INTERMEDIATE ACCOUNTANT	8,123	0.12	276	0.00	276	0.00	0	0.00
SENIOR ACCOUNTANT	219,944	3.71	133,012	2.56	133,012	2.56	0	0.00
ACCOUNTANT SUPERVISOR	24,014	0.33	154,837	2.00	124,837	2.00	0	0.00
ACCOUNTANT MANAGER	424,119	4.64	370,162	4.12	370,162	4.12	0	0.00
AUDITOR	109,509	2.13	108,740	0.50	108,740	0.50	0	0.00
LEAD AUDITOR	94,888	1.47	37,085	1.00	37,085	1.00	0	0.00
AUDITOR SUPERVISOR	50,434	0.60	71,902	0.96	71,902	0.96	0	0.00

DECISION ITEM DETAIL

Budget Unit	FY 2023	FY 2023	FY 2024	FY 2024	FY 2025	FY 2025	*****	*****
Decision Item	ACTUAL	ACTUAL	BUDGET	BUDGET	DEPT REQ	DEPT REQ	SECURED	SECURED
Budget Object Class	DOLLAR	FTE	DOLLAR	FTE	DOLLAR	FTE	COLUMN	COLUMN
FINANCE & ADMINISTRATIVE SRVS								
CORE								
AUDITOR MANAGER	33,492	0.35	0	0.00	0	0.00	0	0.00
GRANTS MANAGER	0	0.00	86,458	0.78	86,458	0.78	0	0.00
PROCUREMENT ANALYST	81,053	1.82	35,244	0.75	35,244	0.75	0	0.00
PROCUREMENT SPECIALIST	58,733	1.10	179,966	1.23	179,966	1.23	0	0.00
PROCUREMENT SUPERVISOR	50,170	0.64	0	0.00	0	0.00	0	0.00
PROCUREMENT MANAGER	93,743	0.98	0	0.00	0	0.00	0	0.00
HUMAN RESOURCES MANAGER	106	0.00	0	0.00	0	0.00	0	0.00
BENEFIT PROGRAM SPECIALIST	600	0.02	0	0.00	0	0.00	0	0.00
SOCIAL SERVICES SPECIALIST	100	0.00	0	0.00	0	0.00	0	0.00
SR SOCIAL SERVICES SPECIALIST	71	0.00	0	0.00	0	0.00	0	0.00
SOCIAL SVCS UNIT SUPERVISOR	7	0.00	0	0.00	0	0.00	0	0.00
NETWORK INFRASTRUCTURE SPEC	62,202	0.98	67,554	1.00	67,554	1.00	0	0.00
DRIVER	33,311	0.98	34,828	1.00	34,828	1.00	0	0.00
TOTAL - PS	3,493,274	57.99	3,802,481	55.02	3,802,481	55.02	0	0.00
TRAVEL, IN-STATE	26,544	0.00	74,607	0.00	74,607	0.00	0	0.00
TRAVEL, OUT-OF-STATE	13,568	0.00	2,549	0.00	2,549	0.00	0	0.00
SUPPLIES	104,947	0.00	320,287	0.00	320,287	0.00	0	0.00
PROFESSIONAL DEVELOPMENT	9,465	0.00	31,430	0.00	31,430	0.00	0	0.00
COMMUNICATION SERV & SUPP	21,574	0.00	25,945	0.00	25,945	0.00	0	0.00
PROFESSIONAL SERVICES	257,296	0.00	150,553	0.00	150,553	0.00	0	0.00
HOUSEKEEPING & JANITORIAL SERV	1,653	0.00	2,161	0.00	2,161	0.00	0	0.00
M&R SERVICES	13,566	0.00	7,036	0.00	7,036	0.00	0	0.00
COMPUTER EQUIPMENT	0	0.00	8,001	0.00	8,001	0.00	0	0.00
MOTORIZED EQUIPMENT	154,823	0.00	0	0.00	0	0.00	0	0.00
OFFICE EQUIPMENT	519	0.00	7,860	0.00	7,860	0.00	0	0.00
OTHER EQUIPMENT	5,054	0.00	3,984	0.00	3,984	0.00	0	0.00
BUILDING LEASE PAYMENTS	1,729	0.00	0	0.00	0	0.00	0	0.00
EQUIPMENT RENTALS & LEASES	540	0.00	0	0.00	0	0.00	0	0.00
MISCELLANEOUS EXPENSES	4,794	0.00	347	0.00	347	0.00	0	0.00

DECISION ITEM DETAIL

Budget Unit	FY 2023	FY 2023	FY 2024	FY 2024	FY 2025	FY 2025	*****	*****
Decision Item	ACTUAL	ACTUAL	BUDGET	BUDGET	DEPT REQ	DEPT REQ	SECURED	SECURED
Budget Object Class	DOLLAR	FTE	DOLLAR	FTE	DOLLAR	FTE	COLUMN	COLUMN
FINANCE & ADMINISTRATIVE SRVS								
CORE								
REBILLABLE EXPENSES	449,248	0.00	1,200,000	0.00	1,200,000	0.00	0	0.00
TOTAL - EE	1,065,320	0.00	1,834,760	0.00	1,834,760	0.00	0	0.00
GRAND TOTAL	\$4,558,594	57.99	\$5,637,241	55.02	\$5,637,241	55.02	\$0	0.00
GENERAL REVENUE	\$2,508,174	34.92	\$2,722,712	38.71	\$2,722,712	38.71		0.00
FEDERAL FUNDS	\$1,538,140	22.15	\$1,648,955	15.16	\$1,648,955	15.16		0.00
OTHER FUNDS	\$512,280	0.92	\$1,265,574	1.15	\$1,265,574	1.15		0.00

PROGRAM DESCRIPTION

Department: **Social Services**

HB Section(s): 11.045

Program Name **Division of Finance and Administrative Services**

Program is found in the following core budget(s): **Division of Finance and Administrative Services**

1a. What strategic priority does this program address?

Provide financial and administrative support

1b. What does this program do?

The Division of Finance and Administrative Services (DFAS) provides centralized financial and administrative support to all Department of Social Services (DSS) divisions, which enable them to carry out the department's mission, by providing essential services which include:

- Accounts Payable
- Administrative Services - Office Services, Warehouse, Emergency Management and Telecommunications
- Travel Unit
- Budget Unit
- Procurement Unit
- Compliance Unit
- Payroll
- Grant Reporting
- Cash Management
- Research
- Strategic Performance and Innovation
- Revenue Maximization

Additionally, DFAS provides services specialized to DSS. These services include:

- The Child Welfare Eligibility Unit to manage Title IV-E eligibility determinations for all youth in state custody; and
- The Family and Children Electronic System (FACES) Payment Unit to provide oversight and approval to provider payments.

PROGRAM DESCRIPTION

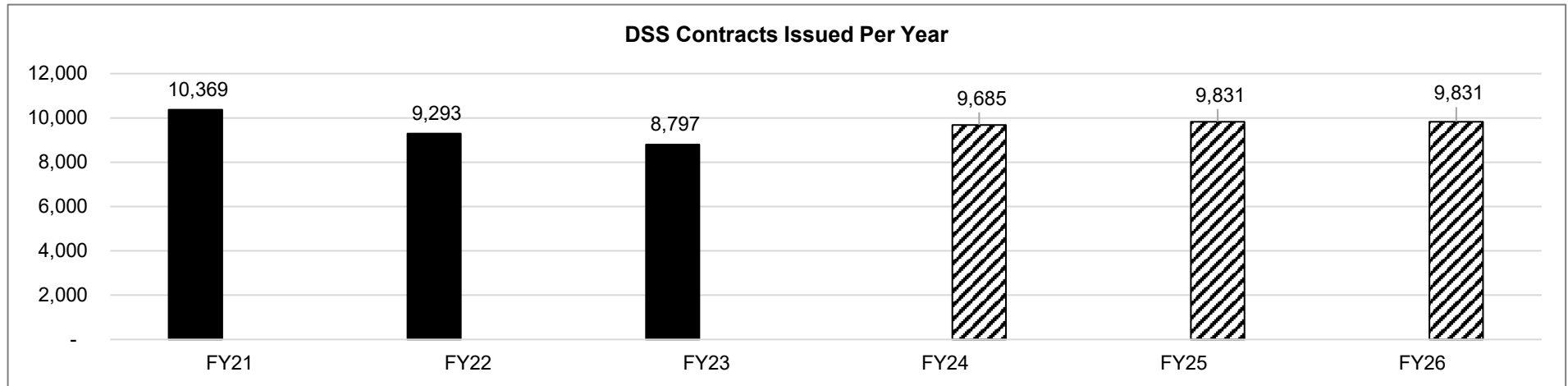
Department: **Social Services**

HB Section(s): 11.045


Program Name **Division of Finance and Administrative Services**

Program is found in the following core budget(s): **Division of Finance and Administrative Services**

2a. Provide an activity measure(s) for the program.



2b. Provide a measure(s) of the program's quality.



FY20 and FY21 captures data not previously reported. (i.e. Amendments issued through the automation of ITSD processes)

PROGRAM DESCRIPTION

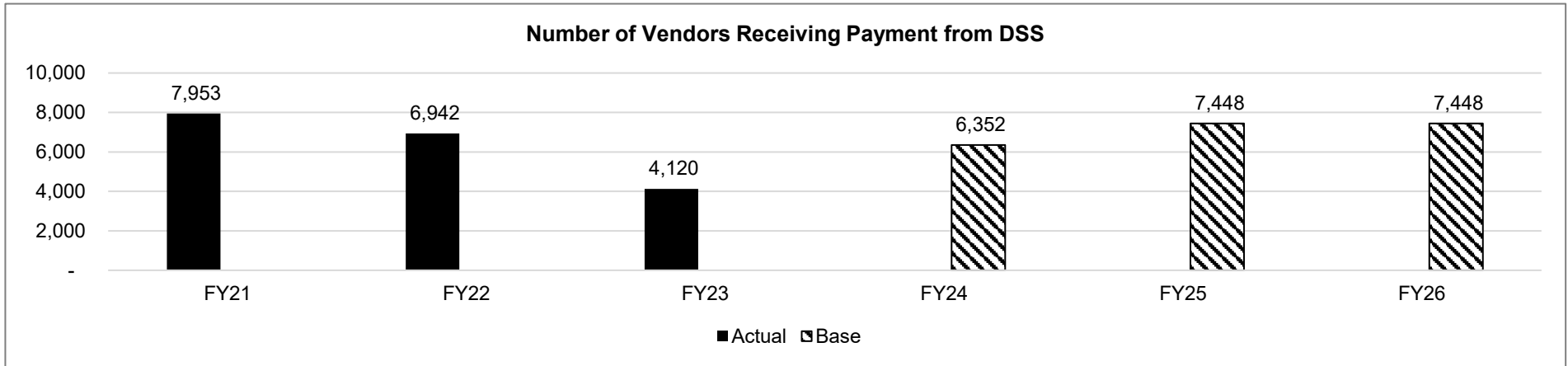
Department: **Social Services**

HB Section(s): 11.045

Program Name **Division of Finance and Administrative Services**

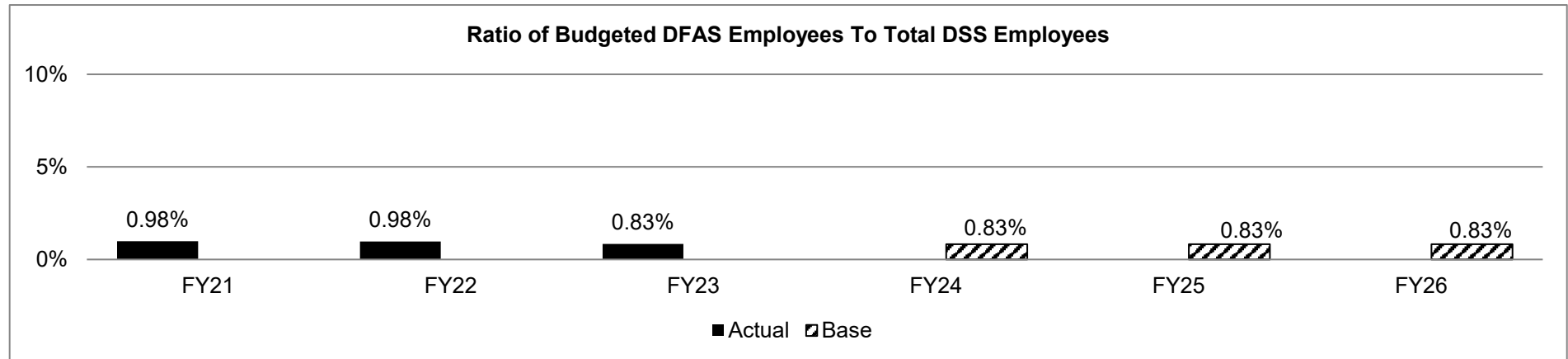
Program is found in the following core budget(s): **Division of Finance and Administrative Services**

2c. Provide a measure(s) of the program's impact.



Number of vendors paid through SAMII Financial. Totals do not include employee expense account payments.

2d. Provide a measure(s) of the program's efficiency.



PROGRAM DESCRIPTION

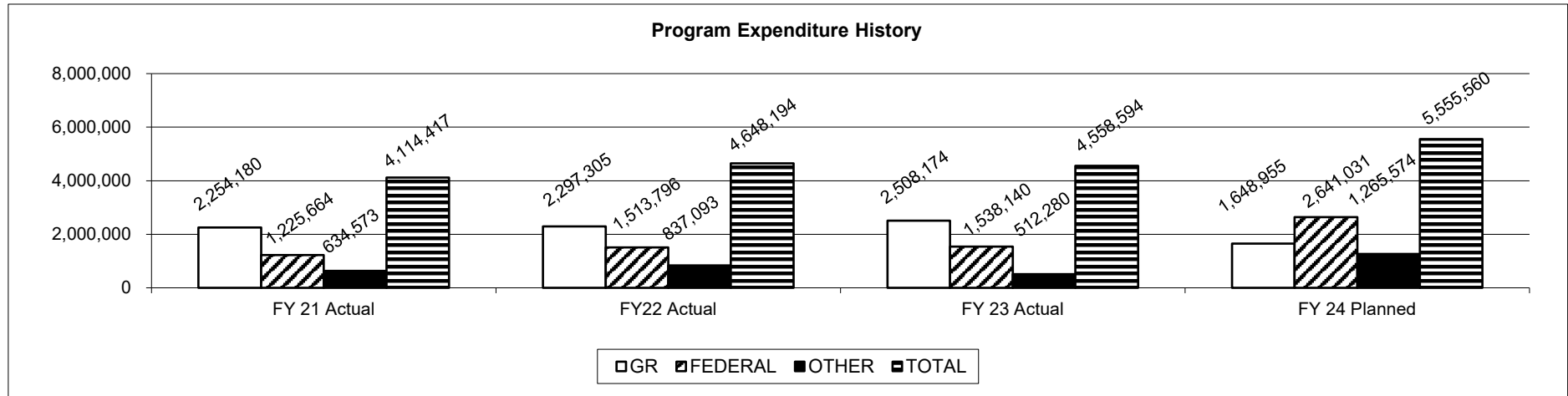
Department: **Social Services**

HB Section(s): 11.045

Program Name **Division of Finance and Administrative Services**

Program is found in the following core budget(s): **Division of Finance and Administrative Services**

3. Provide actual expenditures for the prior three fiscal years and planned expenditures for the current fiscal year. (Note: Amounts do not include fringe benefit costs.)



Planned FY 2024 expenditures are net of reverted.

4. What are the sources of the "Other " funds?

Child Support Enforcement Fund (0169) and DOSS Administrative Trust Fund (0545)

5. What is the authorization for this program, i.e., federal or state statute, etc.? (Include the federal program number, if applicable.)

State Statute: Section 660.010, RSMo.

6. Are there federal matching requirements? If yes, please explain.

Expenditures are allocated in accordance with the methodology outlined in the department's cost allocation plan and charged to corresponding grants or used as maintenance of effort as appropriate.

7. Is this a federally mandated program? If yes, please explain.

No.

NDI – Compliance and Reporting Support

NEW DECISION ITEM

Department of Social Services
Division: Division of Finance and Administrative Services
DI Name: Compliance and Reporting Support **DI# 1886027**

Budget Unit **88815C**
HB Section **11.045**

1. AMOUNT OF REQUEST

	FY 2025 Budget Request			
	GR	Federal	Other	Total
PS	0	0	0	0
EE	578,663	466,949	0	1,045,612
PSD	0	0	0	0
TRF	0	0	0	0
Total	578,663	466,949	0	1,045,612
FTE	0.00	0.00	0.00	0.00

	FY 2025 Governor's Recommendation			
	GR	Federal	Other	Total
PS	0	0	0	0
EE	0	0	0	0
PSD	0	0	0	0
TRF	0	0	0	0
Total	0	0	0	0
FTE	0.00	0.00	0.00	0.00

Est. Fringe	0	0	0	0
<i>Note: Fringes budgeted in House Bill 5 except for certain fringes budgeted directly to MoDOT, Highway Patrol, and Conservation.</i>				

Est. Fringe	0	0	0	0
<i>Note: Fringes budgeted in House Bill 5 except for certain fringes budgeted directly to MoDOT, Highway Patrol, and Conservation.</i>				

Other Funds: N/A
 Non-Counts: N/A

Other Funds:
 Non-Counts:

2. THIS REQUEST CAN BE CATEGORIZED AS:

<input type="checkbox"/> New Legislation	<input type="checkbox"/> New Program	<input type="checkbox"/> Fund Switch
<input type="checkbox"/> Federal Mandate	<input checked="" type="checkbox"/> Program Expansion	<input type="checkbox"/> Cost to Continue
<input type="checkbox"/> GR Pick-Up	<input type="checkbox"/> Space Request	<input type="checkbox"/> Equipment Replacement
<input type="checkbox"/> Pay Plan	<input type="checkbox"/> Other: _____	

NEW DECISION ITEM

Department of Social Services
Division: Division of Finance and Administrative Services
DI Name: Compliance and Reporting Support DI# 1886027

Budget Unit 88815C
HB Section 11.045

3. WHY IS THIS FUNDING NEEDED? PROVIDE AN EXPLANATION FOR ITEMS CHECKED IN #2. INCLUDE THE FEDERAL OR STATE STATUTORY OR CONSTITUTIONAL AUTHORIZATION FOR THIS PROGRAM.

The Division of Finance and Administrative Services (DFAS) is requesting additional support for the monitoring and compliance for reporting requirements of the Special Services Block Grant (SSBG) and Temporary Assistance Needy Family (TANF) programs.

4. DESCRIBE THE DETAILED ASSUMPTIONS USED TO DERIVE THE SPECIFIC REQUESTED AMOUNT. (How did you determine that the requested number of FTE were appropriate? From what source or standard did you derive the requested levels of funding? Were alternatives such as outsourcing or automation considered? If based on new legislation, does request tie to TAFP fiscal note? If not, explain why. Detail which portions of the request are one-times and how those amounts were calculated.)

Contracted Staff at the equivalent of 1 Lead Auditor and 1 Lead Administrative Support Assistant is requested to oversee contracted fiscal monitoring due to the increased volume of monitoring along with the complexity of Employment and Training Program (E&T) monitoring. Furthermore, as the department receives additional funding, additional monitoring is required to ensure agencies are compliant with Uniform Guidance. In addition to contracted staff, DFAS is requesting \$900,000 for contracted compliance of the Jobs for America's Graduates (JAG) and Employment and Training Programs.

Program	Type	# of Agencies	Cost/review	Total Cost
Jobs for American's Graduates - Fiscal Monitoring	Desk	40	15,000	\$ 600,000
Employment and Training Programs - Fiscal Monitoring	On-Site	10	30,000	\$ 300,000
Total Contracted Compliance				\$ 900,000

NEW DECISION ITEM

Department of Social Services
Division: Division of Finance and Administrative Services
DI Name: Compliance and Reporting Support **DI# 1886027**

Budget Unit **88815C**
HB Section **11.045**

5. BREAK DOWN THE REQUEST BY BUDGET OBJECT CLASS, JOB CLASS, AND FUND SOURCE. IDENTIFY ONE-TIME COSTS.

Budget Object Class/Job Class	Dept Req GR DOLLARS	Dept Req GR FTE	Dept Req FED DOLLARS	Dept Req FED FTE	Dept Req OTHER DOLLARS	Dept Req OTHER FTE	Dept Req TOTAL DOLLARS	Dept Req TOTAL FTE	Dept Req One-Time DOLLARS
400 - PROFESSIONAL SERVICES	578,663		466,949		0		1,045,612		0
Total EE	578,663		466,949		0		1,045,612		0
Grand Total	578,663	0.0	466,949	0.0	0	0.0	1,045,612	0.0	0

Budget Object Class/Job Class	Gov Rec GR DOLLARS	Gov Rec GR FTE	Gov Rec FED DOLLARS	Gov Rec FED FTE	Gov Rec OTHER DOLLARS	Gov Rec OTHER FTE	Gov Rec TOTAL DOLLARS	Gov Rec TOTAL FTE	Gov Rec One-Time DOLLARS
Total EE	0		0		0		0		0
Grand Total	0	0.0	0	0.0	0	0.0	0	0.0	0

NEW DECISION ITEM

Department of Social Services
Division: Division of Finance and Administrative Services
DI Name: Compliance and Reporting Support DI# 1886027

Budget Unit 88815C
HB Section 11.045

6. PERFORMANCE MEASURES (If new decision item has an associated core, separately identify projected performance with & without additional funding.)

6a. Provide an activity measure(s) for the program.
Measures are in development and will be provided after a full year of expenditures.

6b. Provide a measure(s) of the program's quality.
Measures are in development and will be provided after a full year of expenditures.

6c. Provide a measure(s) of the program's impact.
Measures are in development and will be provided after a full year of expenditures.

6d. Provide a measure(s) of the program's efficiency.
Measures are in development and will be provided after a full year of expenditures.

7. STRATEGIES TO ACHIEVE THE PERFORMANCE MEASUREMENT TARGETS:

N/A

DECISION ITEM DETAIL

Budget Unit	FY 2023	FY 2023	FY 2024	FY 2024	FY 2025	FY 2025	*****	*****
Decision Item	ACTUAL	ACTUAL	BUDGET	BUDGET	DEPT REQ	DEPT REQ	SECURED	SECURED
Budget Object Class	DOLLAR	FTE	DOLLAR	FTE	DOLLAR	FTE	COLUMN	COLUMN
FINANCE & ADMINISTRATIVE SRVS								
Compliance and Reporting Suppo - 1886027								
PROFESSIONAL SERVICES	0	0.00	0	0.00	1,045,612	0.00	0	0.00
TOTAL - EE	0	0.00	0	0.00	1,045,612	0.00	0	0.00
GRAND TOTAL	\$0	0.00	\$0	0.00	\$1,045,612	0.00	\$0	0.00
GENERAL REVENUE	\$0	0.00	\$0	0.00	\$578,663	0.00		0.00
FEDERAL FUNDS	\$0	0.00	\$0	0.00	\$466,949	0.00		0.00
OTHER FUNDS	\$0	0.00	\$0	0.00	\$0	0.00		0.00

Core - Child Welfare Eligibility Unit

CORE DECISION ITEM

Department: Social Services
 Division: Finance and Administrative Services
 Core: Child Welfare Eligibility Unit

Budget Unit: 88818C
 HB Section: 11.050

1. CORE FINANCIAL SUMMARY

	FY 2025 Budget Request			
	GR	Federal	Other	Total
PS	788,943	681,427	0	1,470,370
EE	21,287	18,964	0	40,251
PSD	0	0	0	0
TRF	0	0	0	0
Total	810,230	700,391	0	1,510,621
FTE	18.51	16.49	0.00	35.00

	FY 2025 Governor's Recommendation			
	GR	Federal	Other	Total
PS	0	0	0	0
EE	0	0	0	0
PSD	0	0	0	0
TRF	0	0	0	0
Total	0	0	0	0
FTE				

Est. Fringe	572,041	501,631	0	1,073,672
<i>Note: Fringes budgeted in House Bill 5 except for certain fringes budgeted directly to MoDOT, Highway Patrol, and Conservation.</i>				

Est. Fringe	0	0	0	0
<i>Note: Fringes budgeted in House Bill 5 except for certain fringes budgeted directly to MoDOT, Highway Patrol, and Conservation.</i>				

Other Funds: N/A

Other Funds:

2. CORE DESCRIPTION

The Child Welfare Eligibility Unit determines the funding and reimbursement to the state for children in foster care, guardianship, or adoptive homes. The Child Welfare Eligibility Unit also administers Social Security benefits on behalf of youth the Children's Division is selected as the representative payee.

3. PROGRAM LISTING (list programs included in this core funding)

Child Welfare Eligibility Unit

CORE DECISION ITEM

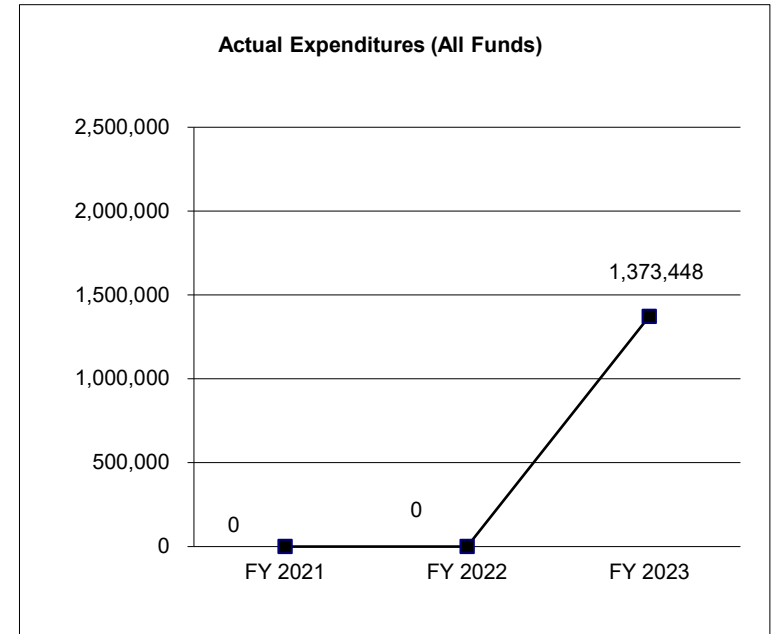
Department: Social Services
Division: Finance and Administrative Services
Core: Child Welfare Eligibility Unit

Budget Unit: 88818C

HB Section: 11.050

4. FINANCIAL HISTORY

	FY 2021 Actual	FY 2022 Actual	FY 2023 Actual	FY 2024 Current Yr.
Appropriation (All Funds)	0	0	1,392,938	1,510,621
Less Reverted (All Funds)	0	0	(639)	(24,307)
Less Restricted (All Funds)	0	0	0	0
Budget Authority (All Funds)	0	0	1,392,299	1,486,314
Actual Expenditures (All Funds)	0	0	1,373,448	N/A
Unexpended (All Funds)	0	0	18,851	N/A
Unexpended, by Fund:				
General Revenue	0	0	13,523	N/A
Federal	0	0	5,328	N/A
Other	0	0	0	N/A
			(1)	(2)



*Current Year restricted amount is as of September 1, 2023.

Reverted includes the statutory three- percent reserve (when applicable).
 Restricted includes any Governor's Expenditure Restriction (when applicable).

NOTES:

- (1)** FY23 - Appropriation for the Child Welfare Eligibility Unit's first year.
- (2)** FY24 - There was a pay plan increase of 8.7% for FY24.

CORE RECONCILIATION DETAIL

**DEPARTMENT OF SOCIAL SERVICES
CHILD WELFARE ELIGIBILITY UNIT**

5. CORE RECONCILIATION DETAIL

				Budget Class	FTE	GR	Federal	Other	Total	Explanation
TAFP AFTER VETOES										
				PS	35.00	788,943	681,427	0	1,470,370	
				EE	0.00	21,287	18,964	0	40,251	
				Total	35.00	810,230	700,391	0	1,510,621	
DEPARTMENT CORE ADJUSTMENTS										
Core Reallocation	366	1441	PS	0.00	0	0	0	0	(0)	Core reallocation to align with actual expenditures.
Core Reallocation	366	1436	PS	0.00	0	0	0	0	0	Core reallocation to align with actual expenditures.
NET DEPARTMENT CHANGES					0.00	0	0	0	0	0
DEPARTMENT CORE REQUEST										
				PS	35.00	788,943	681,427	0	1,470,370	
				EE	0.00	21,287	18,964	0	40,251	
				Total	35.00	810,230	700,391	0	1,510,621	
GOVERNOR'S RECOMMENDED CORE										
				PS	35.00	788,943	681,427	0	1,470,370	
				EE	0.00	21,287	18,964	0	40,251	
				Total	35.00	810,230	700,391	0	1,510,621	

DECISION ITEM SUMMARY

Budget Unit									
Decision Item	FY 2023	FY 2023	FY 2024	FY 2024	FY 2025	FY 2025	*****	*****	
Budget Object Summary	ACTUAL	ACTUAL	BUDGET	BUDGET	DEPT REQ	DEPT REQ	SECURED	SECURED	
Fund	DOLLAR	FTE	DOLLAR	FTE	DOLLAR	FTE	COLUMN	COLUMN	
CHILD WELFARE ELIGIBILITY UNIT									
CORE									
PERSONAL SERVICES									
GENERAL REVENUE	725,765	17.36	788,943	18.51	788,943	18.51	0	0.00	
DEPT OF SOC SERV FEDERAL & OTH	626,454	15.15	681,427	16.49	681,427	16.49	0	0.00	
TOTAL - PS	1,352,219	32.51	1,470,370	35.00	1,470,370	35.00	0	0.00	
EXPENSE & EQUIPMENT									
GENERAL REVENUE	7,159	0.00	21,287	0.00	21,287	0.00	0	0.00	
DEPT OF SOC SERV FEDERAL & OTH	14,070	0.00	18,964	0.00	18,964	0.00	0	0.00	
TOTAL - EE	21,229	0.00	40,251	0.00	40,251	0.00	0	0.00	
TOTAL	1,373,448	32.51	1,510,621	35.00	1,510,621	35.00	0	0.00	
GRAND TOTAL	\$1,373,448	32.51	\$1,510,621	35.00	\$1,510,621	35.00	\$0	0.00	

FLEXIBILITY REQUEST FORM

BUDGET UNIT NUMBER: 88818C	DEPARTMENT: Department of Social Services
BUDGET UNIT NAME: Child Welfare Eligibility Unit	
HOUSE BILL SECTION: 11.050	DIVISION: Finance and Administrative Services

1. Provide the amount by fund of personal service flexibility and the amount by fund of expense and equipment flexibility you are requesting in dollar and percentage terms and explain why the flexibility is needed. If flexibility is being requested among divisions, provide the amount by fund of flexibility you are requesting in dollar and percentage terms and explain why the flexibility is needed.

DEPARTMENT REQUEST

DSS is requesting 5% flexibility between PS and EE.

2. Estimate how much flexibility will be used for the budget year. How much flexibility was used in the Prior Year Budget and the Current Year Budget? Please specify the amount.

PRIOR YEAR ACTUAL AMOUNT OF FLEXIBILITY USED	CURRENT YEAR ESTIMATED AMOUNT OF FLEXIBILITY THAT WILL BE USED	BUDGET REQUEST ESTIMATED AMOUNT OF FLEXIBILITY THAT WILL BE USED
\$0	DSS will flex up to 5% between EE & PS.	Up to 5% flexibility will be used.

3. Please explain how flexibility was used in the prior and/or current years.

PRIOR YEAR EXPLAIN ACTUAL USE	CURRENT YEAR EXPLAIN PLANNED USE
N/A	Flexibility would be used to effectively manage resources as needed for FTE or EE expenditures.

DECISION ITEM DETAIL

Budget Unit	FY 2023	FY 2023	FY 2024	FY 2024	FY 2025	FY 2025	*****	*****
Decision Item	ACTUAL	ACTUAL	BUDGET	BUDGET	DEPT REQ	DEPT REQ	SECURED	SECURED
Budget Object Class	DOLLAR	FTE	DOLLAR	FTE	DOLLAR	FTE	COLUMN	COLUMN
CHILD WELFARE ELIGIBILITY UNIT								
CORE								
ADMINISTRATIVE MANAGER	34,087	0.38	0	0.00	91,566	1.00	0	0.00
PROGRAM COORDINATOR	41,070	0.59	72,320	1.00	0	0.00	0	0.00
BENEFIT PROGRAM SPECIALIST	1,035,986	26.76	1,126,515	29.00	1,107,269	29.00	0	0.00
BENEFIT PROGRAM SR SPECIALIST	14,410	0.33	0	0.00	0	0.00	0	0.00
BENEFIT PROGRAM SUPERVISOR	226,666	4.45	204,148	4.00	204,148	4.00	0	0.00
OTHER	0	0.00	22,979	0.00	22,979	0.00	0	0.00
BENEFIT PROGRAM SENIOR SPECIALIS	0	0.00	44,408	1.00	44,408	1.00	0	0.00
TOTAL - PS	1,352,219	32.51	1,470,370	35.00	1,470,370	35.00	0	0.00
TRAVEL, IN-STATE	2,118	0.00	0	0.00	2,000	0.00	0	0.00
TRAVEL, OUT-OF-STATE	3,279	0.00	0	0.00	3,000	0.00	0	0.00
SUPPLIES	5,141	0.00	40,251	0.00	26,951	0.00	0	0.00
COMMUNICATION SERV & SUPP	1,157	0.00	0	0.00	1,000	0.00	0	0.00
PROFESSIONAL SERVICES	8,720	0.00	0	0.00	7,000	0.00	0	0.00
M&R SERVICES	182	0.00	0	0.00	100	0.00	0	0.00
OTHER EQUIPMENT	184	0.00	0	0.00	100	0.00	0	0.00
EQUIPMENT RENTALS & LEASES	448	0.00	0	0.00	100	0.00	0	0.00
TOTAL - EE	21,229	0.00	40,251	0.00	40,251	0.00	0	0.00
GRAND TOTAL	\$1,373,448	32.51	\$1,510,621	35.00	\$1,510,621	35.00	\$0	0.00
GENERAL REVENUE	\$732,924	17.36	\$810,230	18.51	\$810,230	18.51		0.00
FEDERAL FUNDS	\$640,524	15.15	\$700,391	16.49	\$700,391	16.49		0.00
OTHER FUNDS	\$0	0.00	\$0	0.00	\$0	0.00		0.00

PROGRAM DESCRIPTION

Department: Social Services

HB Section(s): 11.050

Program Name: Division of Finance and Administrative Services

Program is found in the following core budget(s): Child Welfare Eligibility Unit

1a. What strategic priority does this program address?


Provide financial and administrative support

1b. What does this program do?

The Child Welfare Eligibility Unit is responsible for managing Title IV-E eligibility determinations and redeterminations for all youth in state custody. The Title IV-E eligibility staff work directly with the Children's Division, and sometimes the juvenile court, to obtain the necessary documentation to make initial and continuous Title IV-E eligibility determinations for youth. The Child Welfare Eligibility Unit works with the Social Security Administration and the representative payee, Children's Division, in administering and managing Social Security benefits on behalf of youth. The Child Welfare Eligibility Unit ensures all eligible youth receive financial support while in state custody. The Child Welfare Eligibility Unit provides technical expertise and training to Children's Division staff to ensure compliance with Title IV-E regulations and rules. This Unit also monitors program participation to identify any opportunities to improve operational efficiencies and increase program participation.

Program Type is exempt from measures as this program includes client accounts.

3. Provide actual expenditures for the prior three fiscal years and planned expenditures for the current fiscal year. (Note: Amounts do not include fringe benefit costs.)



Planned FY 2024 expenditures are net of reverted.

PROGRAM DESCRIPTION

Department: Social Services

HB Section(s): 11.050

Program Name: Division of Finance and Administrative Services

Program is found in the following core budget(s): Child Welfare Eligibility Unit

4. What are the sources of the "Other " funds?

N/A

5. What is the authorization for this program, i.e., federal or state statute, etc.? (Include the federal program number, if applicable.)

42 USC 672 and 673

45 CFR parts 1355, 1356, and 1357

RSMo Chapter 210.535

Program numbers 93.658 Title IV-E Foster Care, 93.659 Title IV-E Adoption and 93.090 Title IV-E Guardianship

6. Are there federal matching requirements? If yes, please explain.

Expenditures are allocated in accordance with the methodology outlined in the department's cost allocation plan and charged to corresponding grants or used as maintenance of effort as appropriate.

7. Is this a federally mandated program? If yes, please explain.

Federal funding is contingent on upon on approved Title IV-E state plan.

Core - Revenue Maximization

CORE DECISION ITEM

Department: Social Services
 Division: Finance and Administrative Services
 Core: Revenue Maximization

Budget Unit: 88817C

HB Section: 11.055

1. CORE FINANCIAL SUMMARY

	FY 2025 Budget Request			
	GR	Federal	Other	Total
PS	0	0	0	0
EE	0	3,000,000	0	3,000,000
PSD	0	0	0	0
TRF	0	0	0	0
Total	0	3,000,000	0	3,000,000
FTE	0.00	0.00	0.00	0.00

	FY 2025 Governor's Recommendation			
	GR	Federal	Other	Total
PS	0	0	0	0
EE	0	0	0	0
PSD	0	0	0	0
TRF	0	0	0	0
Total	0	0	0	0
FTE	0.00	0.00	0.00	0.00

Est. Fringe	0	0	0	0
--------------------	---	---	---	---

Note: Fringes budgeted in House Bill 5 except for certain fringes budgeted directly to MoDOT, Highway Patrol, and Conservation.

Est. Fringe	0	0	0	0
--------------------	---	---	---	---

Note: Fringes budgeted in House Bill 5 except for certain fringes budgeted directly to MoDOT, Highway Patrol, and Conservation.

Other Funds: N/A

Other Funds:

2. CORE DESCRIPTION

Core budget to provide the Department of Social Services (DSS) with a mechanism for payment of fees to contractors who engage in revenue maximization projects on behalf of the Department.

3. PROGRAM LISTING (list programs included in this core funding)

Cost Allocation Plan (CAP)
 Financial Sub recipient Monitoring Services

CORE DECISION ITEM

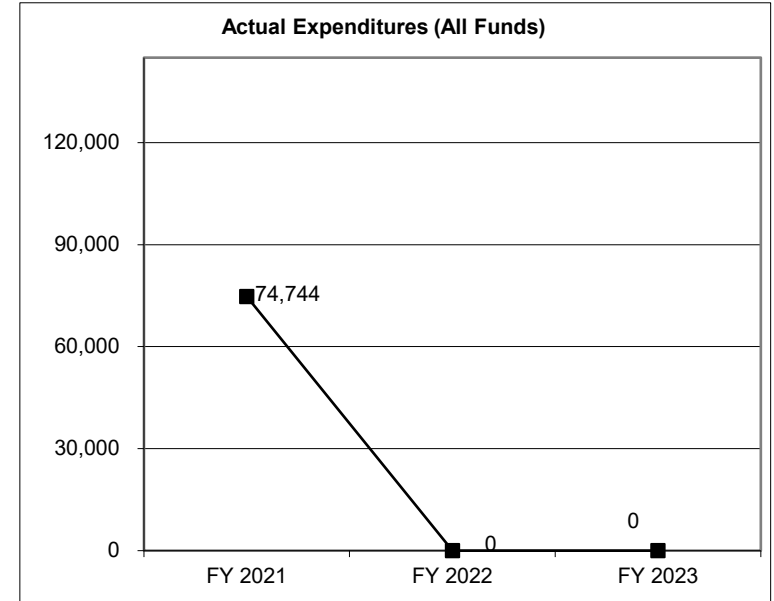
Department: Social Services
Division: Finance and Administrative Services
Core: Revenue Maximization

Budget Unit: 88817C

HB Section: 11.055

4. FINANCIAL HISTORY

	FY 2021 Actual	FY 2022 Actual	FY 2023 Actual	FY 2024 Current Yr.
Appropriation (All Funds)	3,250,000	3,000,000	3,000,000	3,000,000
Less Reverted (All Funds)	0	0	0	0
Less Restricted (All Funds)	0	0	0	0
Budget Authority (All Funds)	3,250,000	3,000,000	3,000,000	3,000,000
Actual Expenditures (All Funds)	74,744	0	0	N/A
Unexpended (All Funds)	3,175,256	3,000,000	N/A	N/A
Unexpended, by Fund:				
General Revenue	0	0	0	N/A
Federal	3,175,256	3,000,000	3,000,000	N/A
Other	0	0	0	N/A
	(1)	(2)	(3)	



Reverted includes the statutory three- percent reserve (when applicable).
 Restricted includes any Governor's Expenditure Restriction (when applicable).

NOTES:

- (1)** FY21 - agency reserve of \$2,500,000 federal funds due to excess authority.
- (2)** FY22 - agency reserve of \$2,500,000 federal funds due to excess authority.
- (3)** FY23 - agency reserve of \$2,500,000 federal funds due to excess authority.

CORE RECONCILIATION DETAIL

**DEPARTMENT OF SOCIAL SERVICES
REVENUE MAXIMATION**

5. CORE RECONCILIATION DETAIL

	Budget Class	FTE	GR	Federal	Other	Total	Explanation
TAFP AFTER VETOES	EE	0.00	0	3,000,000	0	3,000,000	
	Total	0.00	0	3,000,000	0	3,000,000	
DEPARTMENT CORE REQUEST	EE	0.00	0	3,000,000	0	3,000,000	
	Total	0.00	0	3,000,000	0	3,000,000	
GOVERNOR'S RECOMMENDED CORE	EE	0.00	0	3,000,000	0	3,000,000	
	Total	0.00	0	3,000,000	0	3,000,000	

DECISION ITEM SUMMARY

Budget Unit									
Decision Item	FY 2023	FY 2023	FY 2024	FY 2024	FY 2025	FY 2025	*****	*****	
Budget Object Summary	ACTUAL	ACTUAL	BUDGET	BUDGET	DEPT REQ	DEPT REQ	SECURED	SECURED	
Fund	DOLLAR	FTE	DOLLAR	FTE	DOLLAR	FTE	COLUMN	COLUMN	
REVENUE MAXIMATION									
CORE									
EXPENSE & EQUIPMENT									
TEMP ASSIST NEEDY FAM FEDERAL	0	0.00	250,000	0.00	250,000	0.00	0	0.00	
DEPT OF SOC SERV FEDERAL & OTH	0	0.00	2,750,000	0.00	2,750,000	0.00	0	0.00	
TOTAL - EE	0	0.00	3,000,000	0.00	3,000,000	0.00	0	0.00	
TOTAL	0	0.00	3,000,000	0.00	3,000,000	0.00	0	0.00	
GRAND TOTAL	\$0	0.00	\$3,000,000	0.00	\$3,000,000	0.00	\$0	0.00	

DECISION ITEM DETAIL

Budget Unit	FY 2023	FY 2023	FY 2024	FY 2024	FY 2025	FY 2025	*****	*****
Decision Item	ACTUAL	ACTUAL	BUDGET	BUDGET	DEPT REQ	DEPT REQ	SECURED	SECURED
Budget Object Class	DOLLAR	FTE	DOLLAR	FTE	DOLLAR	FTE	COLUMN	COLUMN
REVENUE MAXIMATION								
CORE								
PROFESSIONAL SERVICES	0	0.00	3,000,000	0.00	3,000,000	0.00	0	0.00
TOTAL - EE	0	0.00	3,000,000	0.00	3,000,000	0.00	0	0.00
GRAND TOTAL	\$0	0.00	\$3,000,000	0.00	\$3,000,000	0.00	\$0	0.00
GENERAL REVENUE	\$0	0.00	\$0	0.00	\$0	0.00		0.00
FEDERAL FUNDS	\$0	0.00	\$3,000,000	0.00	\$3,000,000	0.00		0.00
OTHER FUNDS	\$0	0.00	\$0	0.00	\$0	0.00		0.00

PROGRAM DESCRIPTION

Department: Social Services

HB Section(s): 11.055

Program Name: Division of Finance and Administrative Services

Program is found in the following core budget(s): Revenue Maximization

1a. What strategic priority does this program address?

Mechanism for maximizing program funding

1b. What does this program do?

The Department of Social Services works with contracted entities that specialize in maximizing federal program dollars and identifying other non-GR sources. This program also provides a mechanism to make contingency contract payments on outstanding revenue maximization projects. The following projects are either planned or ongoing for FY23:

Cost Allocation Plan (CAP)

Contractor: Public Consulting Group

Project Description: This contract is to support the Department's Public Assistance Cost Allocation Plan (PACAP), assisting with updates to the narrative, assisting with responding to questions from federal agencies such as Cost Allocation Services (CAS), providing support to the AlloCAP system, and providing responses to ad hoc questions and inquiries from DSS related to the plan and federal claiming as necessary. The PACAP identifies, measures and allocates all costs incurred by the Department to each benefiting program to allow for the federal share of expenditures to be properly and accurately claimed.

Financial Sub recipient Monitoring Services

Ongoing for FY24.

Project Description: To assist the Missouri DSS to acquire professional monitoring services. These services are required to perform desk and on-site financial monitoring of various programs such as Supplemental Nutrition Assistance Program (SNAP), Temporary Assistance for Needy Families (TANF), Jobs for America's Graduates (JAG), Community Action Agency's administration of the Community Services Block Grant (CSBG), and Low Income Housing Energy Assistance Program (LIHEAP) programs. DSS is responsible for performing monitoring of these funds, and the objective of the monitoring is to determine that the programs are administered in compliance with financial contract requirements and federal regulations.

No performance measures are included for this program as it is an accounting mechanism.

PROGRAM DESCRIPTION

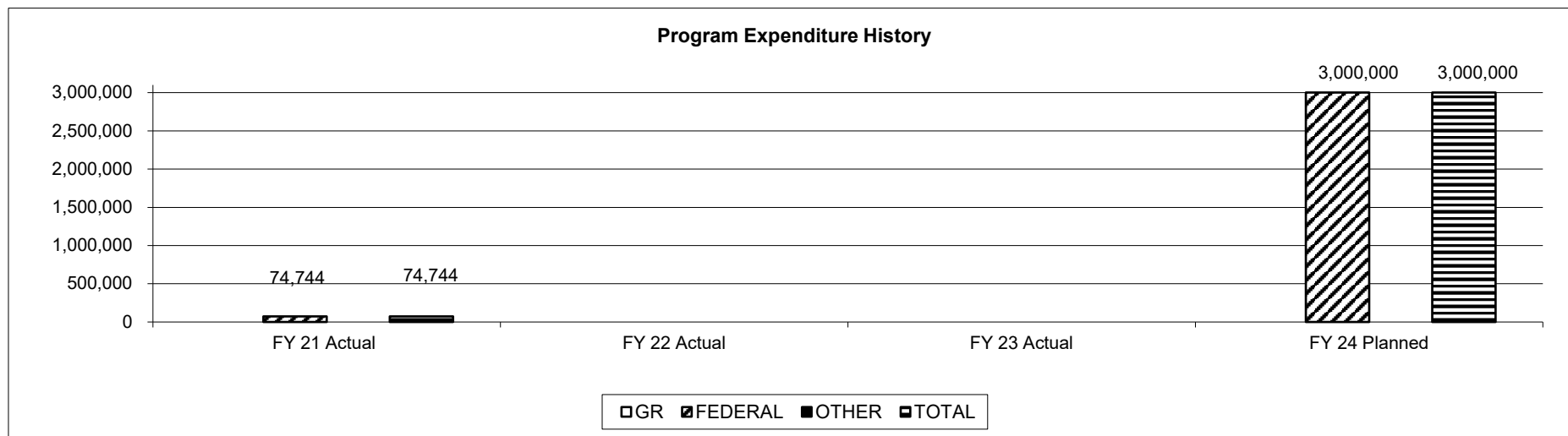
Department: Social Services

HB Section(s): 11.055

Program Name: Division of Finance and Administrative Services

Program is found in the following core budget(s): Revenue Maximization

3. Provide actual expenditures for the prior three fiscal years and planned expenditures for the current fiscal year. (Note: Amounts do not include fringe benefit costs.)



4. What are the sources of the "Other " funds?

N/A

5. What is the authorization for this program, i.e., federal or state statute, etc.? (Include the federal program number, if applicable.)

State Statute: Section 660.010, RSMo.

6. Are there federal matching requirements? If yes, please explain.

No. Generally, contractors are paid from new federal funds resulting from successful revenue maximization projects. There may be a state match required to receive the additional funds.

7. Is this a federally mandated program? If yes, please explain.

No.

Core - Receipt and Disbursement

CORE DECISION ITEM

Department: Social Services
 Division: Finance and Administrative Services
 Core: Receipt and Disbursement - Refunds

Budget Unit: 88853C
 HB Section: 11.060

1. CORE FINANCIAL SUMMARY

	FY 2025 Budget Request					FY 2024 Governor's Recommendation			
	GR	Federal	Other	Total		GR	Federal	Other	Total
PS	0	0	0	0	PS	0	0	0	0
EE	0	0	0	0	EE	0	0	0	0
PSD	0	21,302,000	5,894,000	27,196,000	PSD	0	0	0	0
TRF	0	0	0	0	TRF	0	0	0	0
Total	0	21,302,000	5,894,000	27,196,000	Total	0	0	0	0
FTE	0.00	0.00	0.00	0.00	FTE	0.00	0.00	0.00	0.00

Est. Fringe	0	0	0	0
<i>Note: Fringes budgeted in House Bill 5 except for certain fringes budgeted directly to MoDOT, Highway Patrol, and Conservation.</i>				

Est. Fringe	0	0	0	0
<i>Note: Fringes budgeted in House Bill 5 except for certain fringes budgeted directly to MoDOT, Highway Patrol, and Conservation.</i>				

Other Funds: Third Party Liability Collections Fund (0120) - \$369,000
 Premium Fund (0885) - \$5,500,000
 Pharmacy Rebates Fund (0114) - \$25,000

Other Funds:

2. CORE DESCRIPTION

Core budget for the Division of Finance and Administrative Services to manage (refund) incorrectly deposited receipts.

3. PROGRAM LISTING (list programs included in this core funding)

Receipt and Disbursement - Refunds

CORE DECISION ITEM

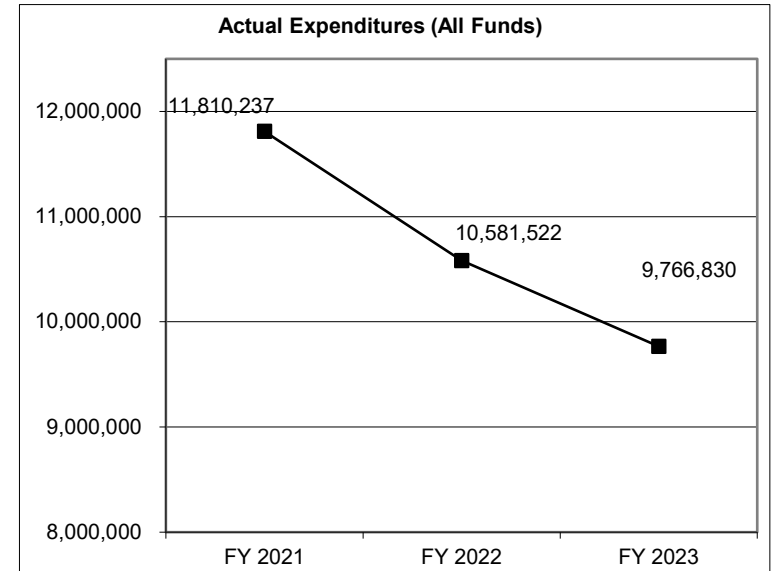
Department: Social Services
Division: Finance and Administrative Services
Core: Receipt and Disbursement - Refunds

Budget Unit: 88853C

HB Section: 11.060

4. FINANCIAL HISTORY

	FY 2021 Actual	FY 2022 Actual	FY 2023 Actual	FY 2024 Current Yr.
Appropriation (All Funds)	22,671,000	25,846,000	27,196,000	27,196,000
Less Reverted (All Funds)	0	0	0	0
Less Restricted (All Funds)	0	0	0	0
Budget Authority (All Funds)	22,671,000	25,846,000	27,196,000	27,196,000
Actual Expenditures (All Funds)	11,810,237	10,581,522	9,766,830	N/A
Unexpended (All Funds)	10,860,763	15,264,478	17,429,170	N/A
Unexpended, by Fund:				
General Revenue	0	0	0	N/A
Federal	8,577,326	12,687,135	14,414,089	N/A
Other	2,283,437	2,577,343	3,015,081	N/A



Reverted includes the statutory three- percent reserve (when applicable).
 Restricted includes any Governor's Expenditure Restriction (when applicable).

NOTES:

CORE RECONCILIATION DETAIL

**DEPARTMENT OF SOCIAL SERVICES
RECEIPT & DISBURSEMENT-REFUNDS**

5. CORE RECONCILIATION DETAIL

	Budget Class	FTE	GR	Federal	Other	Total	Explanation
TAFP AFTER VETOES							
	PD	0.00	0	21,302,000	5,894,000	27,196,000	
	Total	0.00	0	21,302,000	5,894,000	27,196,000	
DEPARTMENT CORE REQUEST							
	PD	0.00	0	21,302,000	5,894,000	27,196,000	
	Total	0.00	0	21,302,000	5,894,000	27,196,000	
GOVERNOR'S RECOMMENDED CORE							
	PD	0.00	0	21,302,000	5,894,000	27,196,000	
	Total	0.00	0	21,302,000	5,894,000	27,196,000	

DECISION ITEM SUMMARY

Budget Unit									
Decision Item	FY 2023	FY 2023	FY 2024	FY 2024	FY 2025	FY 2025	*****	*****	
Budget Object Summary	ACTUAL	ACTUAL	BUDGET	BUDGET	DEPT REQ	DEPT REQ	SECURED	SECURED	
Fund	DOLLAR	FTE	DOLLAR	FTE	DOLLAR	FTE	COLUMN	COLUMN	
RECEIPT & DISBURSEMENT-REFUNDS									
CORE									
PROGRAM-SPECIFIC									
VICTIMS OF CRIME	293,434	0.00	300,000	0.00	300,000	0.00	0	0.00	
CHILDRENS HEALTH INSURANCE	159,201	0.00	1,500,000	0.00	1,500,000	0.00	0	0.00	
TITLE XIX-FEDERAL AND OTHER	6,177,682	0.00	10,250,000	0.00	10,250,000	0.00	0	0.00	
CHILD CARE AND DEVELOPMENT FED	0	0.00	25,000	0.00	25,000	0.00	0	0.00	
FEDERAL AND OTHER	109,348	0.00	1,500,000	0.00	1,500,000	0.00	0	0.00	
TEMP ASSIST NEEDY FAM FEDERAL	2,203	0.00	27,000	0.00	27,000	0.00	0	0.00	
TITLE XIX ADULT EXPANSION FED	0	0.00	450,000	0.00	450,000	0.00	0	0.00	
DEPT OF SOC SERV FEDERAL & OTH	146,043	0.00	5,000,000	0.00	5,000,000	0.00	0	0.00	
MEDICAID STABILIZATION	0	0.00	450,000	0.00	450,000	0.00	0	0.00	
DSS FEDERAL STIMULUS	0	0.00	450,000	0.00	450,000	0.00	0	0.00	
DSS FEDERAL STIM 2021 FUND	0	0.00	900,000	0.00	900,000	0.00	0	0.00	
FMAP ENHANCEMENT - EXPANSION	0	0.00	450,000	0.00	450,000	0.00	0	0.00	
PHARMACY REBATES	25,000	0.00	25,000	0.00	25,000	0.00	0	0.00	
THIRD PARTY LIABILITY COLLECT	75,525	0.00	369,000	0.00	369,000	0.00	0	0.00	
PREMIUM	2,778,394	0.00	5,500,000	0.00	5,500,000	0.00	0	0.00	
TOTAL - PD	9,766,830	0.00	27,196,000	0.00	27,196,000	0.00	0	0.00	
TOTAL	9,766,830	0.00	27,196,000	0.00	27,196,000	0.00	0	0.00	
GRAND TOTAL	\$9,766,830	0.00	\$27,196,000	0.00	\$27,196,000	0.00	\$0	0.00	

FLEXIBILITY REQUEST FORM

BUDGET UNIT NUMBER: 88853C BUDGET UNIT NAME: Receipts and Disbursements HOUSE BILL SECTION: 11.060	DEPARTMENT: Department of Social Services DIVISION: Finance and Administrative Services
---	--

1. Provide the amount by fund of personal service flexibility and the amount by fund of expense and equipment flexibility you are requesting in dollar and percentage terms and explain why the flexibility is needed. If flexibility is being requested among divisions, provide the amount by fund of flexibility you are requesting in dollar and percentage terms and explain why the flexibility is needed.

DEPARTMENT REQUEST

DSS is requesting 25% flexibility between Federal and Other funds in this House Bill section.

2. Estimate how much flexibility will be used for the budget year. How much flexibility was used in the Prior Year Budget and the Current Year Budget? Please specify the amount.

PRIOR YEAR ACTUAL AMOUNT OF FLEXIBILITY USED	CURRENT YEAR ESTIMATED AMOUNT OF FLEXIBILITY THAT WILL BE USED	BUDGET REQUEST ESTIMATED AMOUNT OF FLEXIBILITY THAT WILL BE USED
N/A	DSS will flex up to 25%.	Up to 25% flexibility will be used.

3. Please explain how flexibility was used in the prior and/or current years.

PRIOR YEAR EXPLAIN ACTUAL USE	CURRENT YEAR EXPLAIN PLANNED USE
N/A	Flex would be used to allow refunds to be made timely and from the correct fund as it is difficult to estimate the amount of refunds annually from each fund.

DECISION ITEM DETAIL

Budget Unit	FY 2023	FY 2023	FY 2024	FY 2024	FY 2025	FY 2025	*****	*****
Decision Item	ACTUAL	ACTUAL	BUDGET	BUDGET	DEPT REQ	DEPT REQ	SECURED	SECURED
Budget Object Class	DOLLAR	FTE	DOLLAR	FTE	DOLLAR	FTE	COLUMN	COLUMN
RECEIPT & DISBURSEMENT-REFUNDS								
CORE								
REFUNDS	9,766,830	0.00	27,196,000	0.00	27,196,000	0.00	0	0.00
TOTAL - PD	9,766,830	0.00	27,196,000	0.00	27,196,000	0.00	0	0.00
GRAND TOTAL	\$9,766,830	0.00	\$27,196,000	0.00	\$27,196,000	0.00	\$0	0.00
GENERAL REVENUE	\$0	0.00	\$0	0.00	\$0	0.00		0.00
FEDERAL FUNDS	\$6,887,911	0.00	\$21,302,000	0.00	\$21,302,000	0.00		0.00
OTHER FUNDS	\$2,878,919	0.00	\$5,894,000	0.00	\$5,894,000	0.00		0.00

PROGRAM DESCRIPTION

Department: Social Services

HB Section(s): 11.060

Program Name: Division of Finance and Administrative Services

Program is found in the following core budget(s): Receipt and Disbursement - Refunds

1a. What strategic priority does this program address?

Timely deposits of receipts

1b. What does this program do?

These appropriations allow the department to make timely deposits of all receipts, and to make refunds or corrections when necessary. Pursuing this method creates additional interest earnings for the state treasury. Delaying the deposit of funds increases the chance that funds will be incorrectly used. The State Auditor, who routinely reviews the cash receipt function of the department for accuracy and timeliness, endorses prompt deposit of all funds received. The appropriations also affords the department the authority to make correcting payments in the event funds were originally deposited to an inappropriate fund or when refunds to the payer are required due to an original overpayment.

The Department of Social Services receives hundreds of checks daily. Fiscal integrity and internal controls over cash receipts call for prompt deposit of all funds until a determination can be made as to proper deposit or distribution of the funds. A typical transaction would be when insurance companies and/or other parties liable for medical bills of clients reimburse Medicaid for the entire cost of the care rather than only the portion paid by Medicaid. Later, when the proper amount is determined, a refund is issued from this account for the difference. Another frequent use of this appropriation is to refund a portion of the premium paid by a family when they leave the program.

No performance measures are included for this program as it is an accounting mechanism.

PROGRAM DESCRIPTION

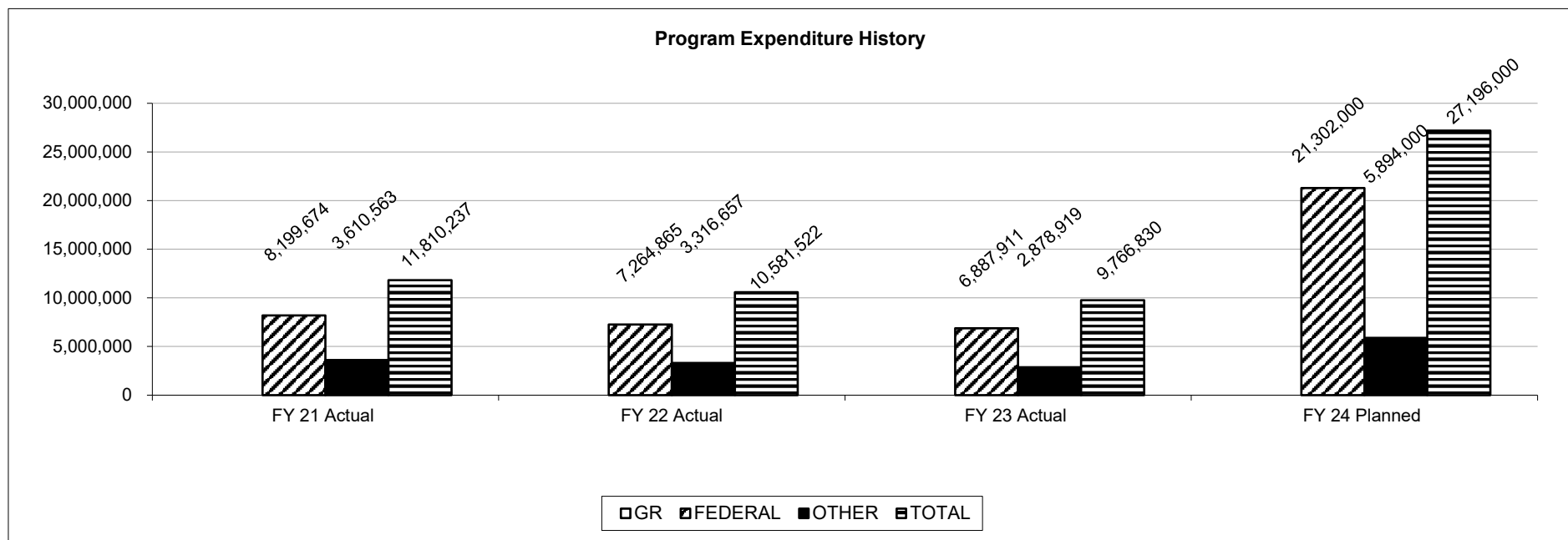
Department: Social Services

HB Section(s): 11.060

Program Name: Division of Finance and Administrative Services

Program is found in the following core budget(s): Receipt and Disbursement - Refunds

3. Provide actual expenditures for the prior three fiscal years and planned expenditures for the current fiscal year. (Note: Amounts do not include fringe benefit costs.)



4. What are the sources of the "Other " funds?

Pharmacy Rebates Fund (0114), Third Party Liability Collections Fund (0120), and Premium Fund (0885).

5. What is the authorization for this program, i.e., federal or state statute, etc.? (Include the federal program number, if applicable.)

State Statute: Section 660.010, RSMo.

6. Are there federal matching requirements? If yes, please explain.

No.

7. Is this a federally mandated program? If yes, please explain.

No.

Core - County Detention Payments

CORE DECISION ITEM

Department: Social Services
 Division: Finance and Administrative Services
 Core: County Detention Payments

Budget Unit: 88854C

HB Section: 11.065

1. CORE FINANCIAL SUMMARY

	FY 2025 Budget Request			
	GR	Federal	Other	Total
PS	0	0	0	0
EE	0	0	0	0
PSD	1,171,980	0	0	1,171,980
TRF	0	0	0	0
Total	1,171,980	0	0	1,171,980
FTE	0.00	0.00	0.00	0.00

	FY 2025 Governor's Recommendation			
	GR	Federal	Other	Total
PS	0	0	0	0
EE	0	0	0	0
PSD	0	0	0	0
TRF	0	0	0	0
Total	0	0	0	0
FTE	0.00	0.00	0.00	0.00

Est. Fringe	0	0	0	0
--------------------	---	---	---	---

Note: Fringes budgeted in House Bill 5 except for certain fringes budgeted directly to MoDOT, Highway Patrol, and Conservation.

Est. Fringe	0	0	0	0
--------------------	---	---	---	---

Note: Fringes budgeted in House Bill 5 except for certain fringes budgeted directly to MoDOT, Highway Patrol, and Conservation.

Other Funds: N/A

Other Funds:

2. CORE DESCRIPTION

Core budget for state payments to counties for juveniles in county detention centers, pursuant to Sections 211.151 and 211.156, RSMo.

3. PROGRAM LISTING (list programs included in this core funding)

County Detention Payments

CORE DECISION ITEM

Department: Social Services
Division: Finance and Administrative Services
Core: County Detention Payments

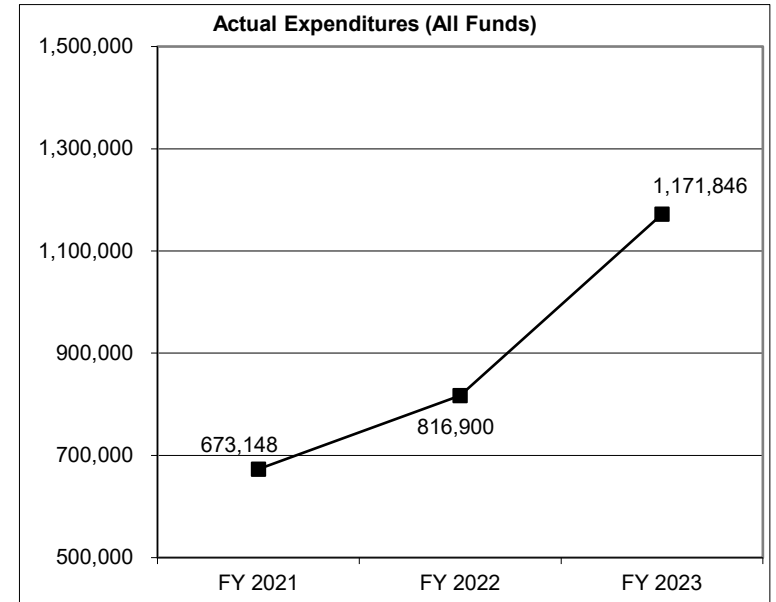
Budget Unit: 88854C

HB Section: 11.065

4. FINANCIAL HISTORY

	FY 2021 Actual	FY 2022 Actual	FY 2023 Actual	FY 2024 Current Yr.
Appropriation (All Funds)	1,354,000	965,168	1,171,980	1,171,980
Less Reverted (All Funds)	(40,620)	(28,955)	0	(35,159)
Less Restricted (All Funds)	0	0	0	0
Budget Authority (All Funds)	<u>1,313,380</u>	<u>936,213</u>	<u>1,171,980</u>	<u>1,136,821</u>
Actual Expenditures (All Funds)	<u>673,148</u>	<u>816,900</u>	<u>1,171,846</u>	N/A
Unexpended (All Funds)	<u>640,232</u>	<u>119,313</u>	<u>134</u>	N/A
Unexpended, by Fund:				
General Revenue	640,232	119,313	134	N/A
Federal	0	0	0	N/A
Other	0	0	0	N/A

(1)



Reverted includes the statutory three- percent reserve (when applicable).
 Restricted includes any Governor's Expenditure Restriction (when applicable).

NOTES:

(1) FY22- Appropriation was reduced based on actual lapse over last several years.

CORE RECONCILIATION DETAIL

**DEPARTMENT OF SOCIAL SERVICES
COUNTY DETENTION PAYMENTS**

5. CORE RECONCILIATION DETAIL

	Budget Class	FTE	GR	Federal	Other	Total	Explanation
TAFP AFTER VETOES							
	PD	0.00	1,171,980	0	0	1,171,980	
	Total	0.00	1,171,980	0	0	1,171,980	
DEPARTMENT CORE REQUEST							
	PD	0.00	1,171,980	0	0	1,171,980	
	Total	0.00	1,171,980	0	0	1,171,980	
GOVERNOR'S RECOMMENDED CORE							
	PD	0.00	1,171,980	0	0	1,171,980	
	Total	0.00	1,171,980	0	0	1,171,980	

DECISION ITEM SUMMARY

Budget Unit									
Decision Item	FY 2023	FY 2023	FY 2024	FY 2024	FY 2025	FY 2025	*****	*****	
Budget Object Summary	ACTUAL	ACTUAL	BUDGET	BUDGET	DEPT REQ	DEPT REQ	SECURED	SECURED	
Fund	DOLLAR	FTE	DOLLAR	FTE	DOLLAR	FTE	COLUMN	COLUMN	
COUNTY DETENTION PAYMENTS									
CORE									
PROGRAM-SPECIFIC									
GENERAL REVENUE	1,171,846	0.00	1,171,980	0.00	1,171,980	0.00	0	0.00	
TOTAL - PD	1,171,846	0.00	1,171,980	0.00	1,171,980	0.00	0	0.00	
TOTAL	1,171,846	0.00	1,171,980	0.00	1,171,980	0.00	0	0.00	
GRAND TOTAL	\$1,171,846	0.00	\$1,171,980	0.00	\$1,171,980	0.00	\$0	0.00	

DECISION ITEM DETAIL

Budget Unit	FY 2023	FY 2023	FY 2024	FY 2024	FY 2025	FY 2025	*****	*****
Decision Item	ACTUAL	ACTUAL	BUDGET	BUDGET	DEPT REQ	DEPT REQ	SECURED	SECURED
Budget Object Class	DOLLAR	FTE	DOLLAR	FTE	DOLLAR	FTE	COLUMN	COLUMN
COUNTY DETENTION PAYMENTS								
CORE								
PROGRAM DISTRIBUTIONS	1,171,846	0.00	1,171,980	0.00	1,171,980	0.00	0	0.00
TOTAL - PD	1,171,846	0.00	1,171,980	0.00	1,171,980	0.00	0	0.00
GRAND TOTAL	\$1,171,846	0.00	\$1,171,980	0.00	\$1,171,980	0.00	\$0	0.00
GENERAL REVENUE	\$1,171,846	0.00	\$1,171,980	0.00	\$1,171,980	0.00		0.00
FEDERAL FUNDS	\$0	0.00	\$0	0.00	\$0	0.00		0.00
OTHER FUNDS	\$0	0.00	\$0	0.00	\$0	0.00		0.00

PROGRAM DESCRIPTION

Department: Social Services

HB Section(s): 11.065

Program Name: Division of Finance and Administrative Services

Program is found in the following core budget(s): County Detention Payments

1a. What strategic priority does this program address?

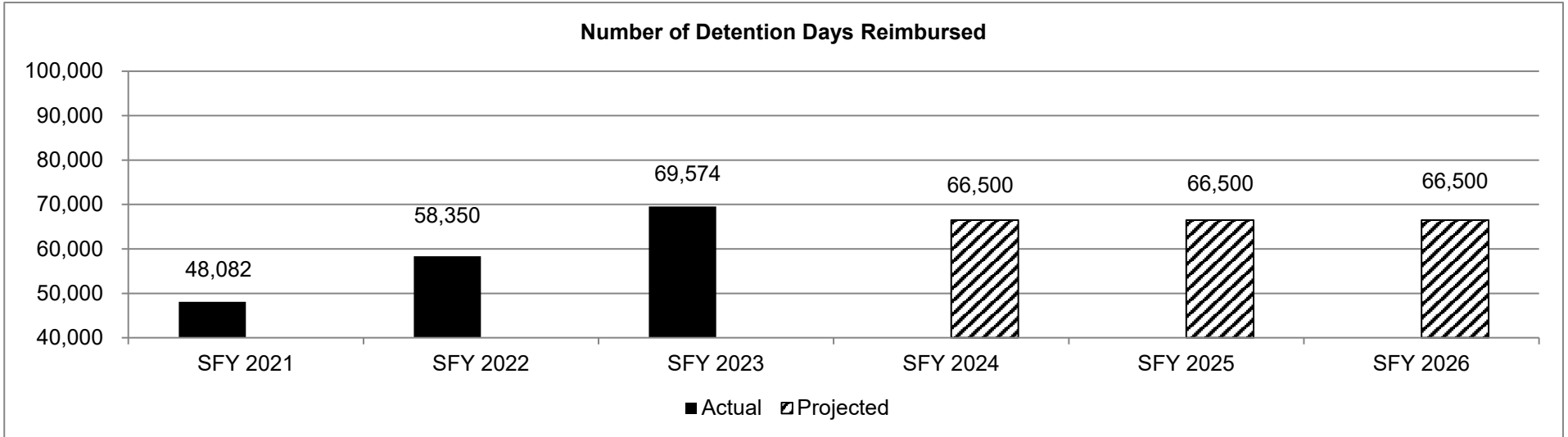
Provide payments to youth county detention centers

1b. What does this program do?

Provides payments to approximately 25 county youth detention programs for juveniles detained in the juvenile justice system. Payments are made in accordance with Section 211.156, RSMo. at a daily rate between \$14 and \$37 established by appropriation. The General Assembly appropriated funds for FY23 to provide a daily reimbursement rate of \$17 as authorized by law. The daily rate was previously set at \$14 per day.

County detention facilities administered locally by the counties and circuit courts are part of the continuum of services designed to protect Missourians from youth that have entered the juvenile justice system. Counties submit reimbursement requests to the Division of Finance and Administrative Services (DFAS) monthly. The DFAS requires the counties to certify in writing that the child for whom reimbursement is requested has been detained in accordance with state statute.

2a. Provide an activity measure(s) for the program.



PROGRAM DESCRIPTION

Department: Social Services

HB Section(s): 11.065

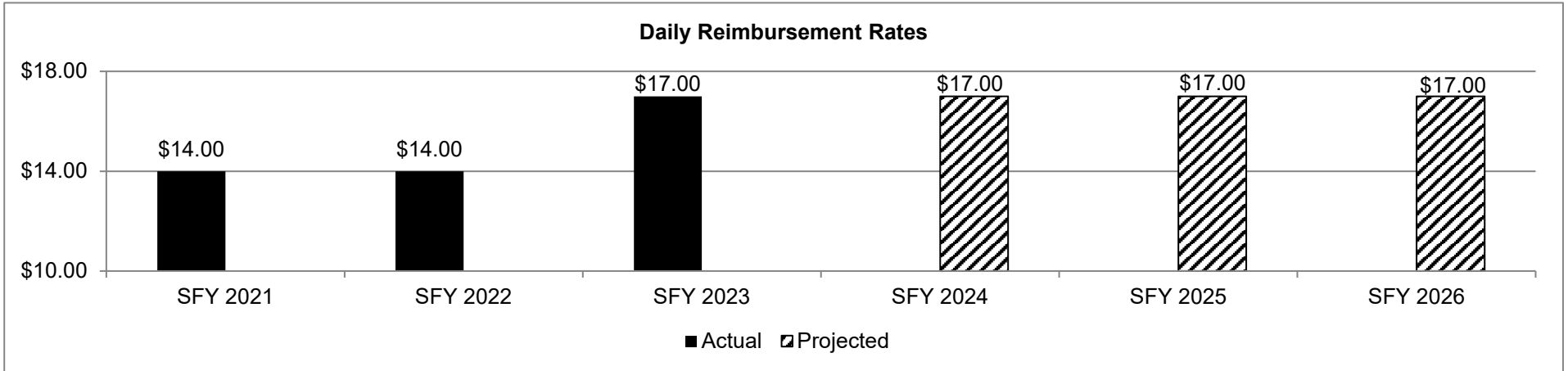
Program Name: Division of Finance and Administrative Services

Program is found in the following core budget(s): County Detention Payments

2b. Provide a measure(s) of the program's quality.

N/A; these are pass through payments.

2c. Provide a measure(s) of the program's impact.



State Statute: Section 211.156, RSMo. at a daily rate between \$14 and \$37 established by appropriation.

2d. Provide a measure(s) of the program's efficiency.

Programs are reimbursed in a timely manner.

PROGRAM DESCRIPTION

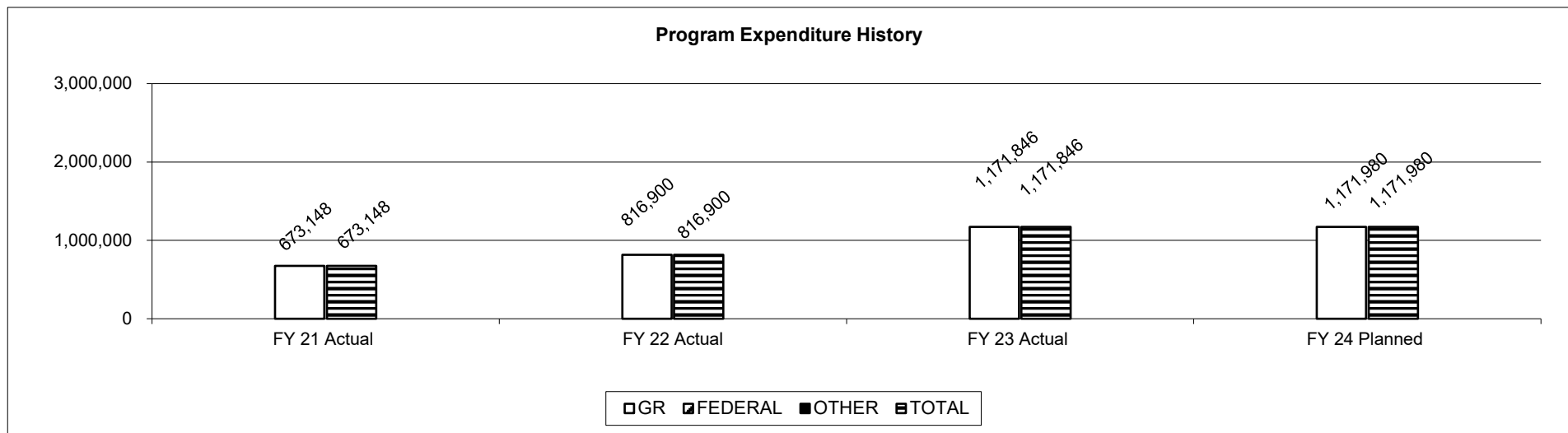
Department: Social Services

HB Section(s): 11.065

Program Name: Division of Finance and Administrative Services

Program is found in the following core budget(s): County Detention Payments

3. Provide actual expenditures for the prior three fiscal years and planned expenditures for the current fiscal year. (Note: Amounts do not include fringe benefit costs.)



Planned FY 2024 expenditures are net of reverted.

4. What are the sources of the "Other " funds?

N/A

5. What is the authorization for this program, i.e., federal or state statute, etc.? (Include the federal program number, if applicable.)

State Statute: Sections 211.151 and 211.156, RSMo.

6. Are there federal matching requirements? If yes, please explain.

No.

7. Is this a federally mandated program? If yes, please explain.

No.

Core - Division of Legal Services (DLS)

CORE DECISION ITEM

Department: Social Services
 Division: Legal Services
 Core: Legal Services

Budget Unit: 88912C

HB Section: 11.070

1. CORE FINANCIAL SUMMARY

	FY 2025 Budget Request					FY 2025 Governor's Recommendation			
	GR	Federal	Other	Total		GR	Federal	Other	Total
PS	2,417,157	2,864,633	831,856	6,113,646	PS	0	0	0	0
EE	110,877	370,218	91,057	572,152	EE	0	0	0	0
PSD	5,360	26,564	0	31,924	PSD	0	0	0	0
TRF	0	0	0	0	TRF	0	0	0	0
Total	2,533,394	3,261,415	922,913	6,717,722	Total	0	0	0	0
FTE	36.30	54.10	15.02	105.42	FTE	0.00	0.00	0.00	0.00

Est. Fringe	1,446,064	1,880,177	535,618	3,861,859
--------------------	-----------	-----------	---------	-----------

Note: Fringes budgeted in House Bill 5 except for certain fringes budgeted directly to MoDOT, Highway Patrol, and Conservation.

Est. Fringe	0	0	0	0
--------------------	---	---	---	---

Note: Fringes budgeted in House Bill 5 except for certain fringes budgeted directly to MoDOT, Highway Patrol, and Conservation.

Other Funds: Third Party Liability Collections Fund (0120) - \$751,296
 Child Support Enforcement Fund (0169) - \$171,617

Other Funds:

2. CORE DESCRIPTION

The Division of Legal Services (DLS) provides comprehensive legal support to all program and support divisions in the Department of Social Services (DSS) to assist division staff with accomplishing the Department's goals and objectives. DLS staff perform functions in four major categories: General Counsel, Litigation, Administrative Hearings, and Investigations.

3. PROGRAM LISTING (list programs included in this core funding)

Division of Legal Services

CORE DECISION ITEM

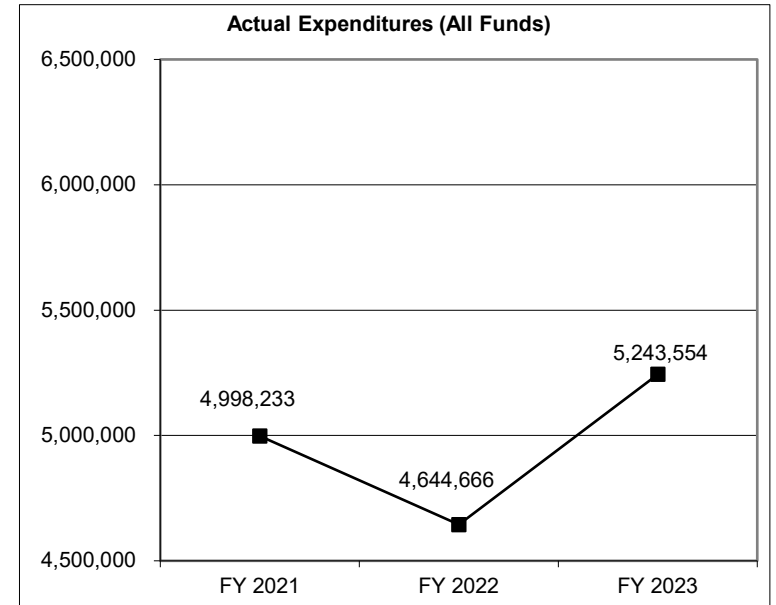
Department: Social Services
Division: Legal Services
Core: Legal Services

Budget Unit: 88912C

HB Section: 11.070

4. FINANCIAL HISTORY

	FY 2021 Actual	FY 2022 Actual	FY 2023 Actual	FY 2024 Current Yr.
Appropriation (All Funds)	5,558,096	5,327,774	5,810,583	6,720,949
Less Reverted (All Funds)	(35,993)	(45,370)	(144,032)	(76,098)
Less Restricted (All Funds)	0	0	0	0
Budget Authority (All Funds)	5,522,103	5,282,404	5,666,551	6,644,851
Actual Expenditures (All Funds)	4,998,233	4,644,666	5,243,554	N/A
Unexpended (All Funds)	523,870	637,738	422,997	N/A
Unexpended, by Fund:				
General Revenue	8,559	105,669	184,503	N/A
Federal	415,812	375,622	112,768	N/A
Other	99,499	156,446	125,726	N/A
				(1)



*Current Year restricted amount is as of September 1, 2023.

Reverted includes the statutory three- percent reserve (when applicable).
 Restricted includes any Governor's Expenditure Restriction (when applicable).

NOTES:

(1) FY24 - There was a pay plan increase of 8.7% for FY24.

CORE RECONCILIATION DETAIL

**DEPARTMENT OF SOCIAL SERVICES
DIVISION OF LEGAL SERVICES**

5. CORE RECONCILIATION DETAIL

				Budget Class	FTE	GR	Federal	Other	Total	Explanation
TAFP AFTER VETOES										
				PS	105.42	2,417,157	2,864,633	831,856	6,113,646	
				EE	0.00	114,104	370,218	91,057	575,379	
				PD	0.00	5,360	26,564	0	31,924	
				Total	105.42	2,536,621	3,261,415	922,913	6,720,949	
DEPARTMENT CORE ADJUSTMENTS										
1x Expenditures	204	6354		EE	0.00	(3,227)	0	0	(3,227)	Core reduction of one-time funding.
Core Reallocation	368	2790		PS	0.00	0	0	0	(0)	Core reallocation to align with actual expenditures.
Core Reallocation	368	1009		PS	0.00	0	0	0	(0)	Core reallocation to align with actual expenditures.
				NET DEPARTMENT CHANGES	0.00	(3,227)	0	0	(3,227)	
DEPARTMENT CORE REQUEST										
				PS	105.42	2,417,157	2,864,633	831,856	6,113,646	
				EE	0.00	110,877	370,218	91,057	572,152	
				PD	0.00	5,360	26,564	0	31,924	
				Total	105.42	2,533,394	3,261,415	922,913	6,717,722	
GOVERNOR'S RECOMMENDED CORE										
				PS	105.42	2,417,157	2,864,633	831,856	6,113,646	
				EE	0.00	110,877	370,218	91,057	572,152	
				PD	0.00	5,360	26,564	0	31,924	
				Total	105.42	2,533,394	3,261,415	922,913	6,717,722	

DECISION ITEM SUMMARY

Budget Unit									
Decision Item	FY 2023	FY 2023	FY 2024	FY 2024	FY 2025	FY 2025	*****	*****	
Budget Object Summary	ACTUAL	ACTUAL	BUDGET	BUDGET	DEPT REQ	DEPT REQ	SECURED	SECURED	
Fund	DOLLAR	FTE	DOLLAR	FTE	DOLLAR	FTE	COLUMN	COLUMN	
DIVISION OF LEGAL SERVICES									
CORE									
PERSONAL SERVICES									
GENERAL REVENUE	1,545,897	28.69	2,417,157	36.30	2,417,157	36.30	0	0.00	
CHILD CARE AND DEVELOPMENT FED	52,721	1.03	57,339	1.68	57,339	1.68	0	0.00	
TEMP ASSIST NEEDY FAM FEDERAL	599,047	10.99	685,860	11.83	685,860	11.83	0	0.00	
DEPT OF SOC SERV FEDERAL & OTH	1,918,816	35.36	2,121,434	40.59	2,121,434	40.59	0	0.00	
THIRD PARTY LIABILITY COLLECT	575,850	10.68	660,239	12.20	660,239	12.20	0	0.00	
CHILD SUPPORT ENFORCEMENT FUND	151,197	2.80	171,617	2.82	171,617	2.82	0	0.00	
TOTAL - PS	4,843,528	89.55	6,113,646	105.42	6,113,646	105.42	0	0.00	
EXPENSE & EQUIPMENT									
GENERAL REVENUE	47,900	0.00	114,104	0.00	110,877	0.00	0	0.00	
TEMP ASSIST NEEDY FAM FEDERAL	208,656	0.00	230,547	0.00	230,547	0.00	0	0.00	
DEPT OF SOC SERV FEDERAL & OTH	132,042	0.00	139,671	0.00	139,671	0.00	0	0.00	
THIRD PARTY LIABILITY COLLECT	1,953	0.00	91,057	0.00	91,057	0.00	0	0.00	
TOTAL - EE	390,551	0.00	575,379	0.00	572,152	0.00	0	0.00	
PROGRAM-SPECIFIC									
GENERAL REVENUE	0	0.00	5,360	0.00	5,360	0.00	0	0.00	
DEPT OF SOC SERV FEDERAL & OTH	7,864	0.00	26,564	0.00	26,564	0.00	0	0.00	
THIRD PARTY LIABILITY COLLECT	1,611	0.00	0	0.00	0	0.00	0	0.00	
TOTAL - PD	9,475	0.00	31,924	0.00	31,924	0.00	0	0.00	
TOTAL	5,243,554	89.55	6,720,949	105.42	6,717,722	105.42	0	0.00	
SB 186 Implementation - 1886002									
PERSONAL SERVICES									
GENERAL REVENUE	0	0.00	0	0.00	41,208	0.63	0	0.00	
DEPT OF SOC SERV FEDERAL & OTH	0	0.00	0	0.00	24,202	0.37	0	0.00	
TOTAL - PS	0	0.00	0	0.00	65,410	1.00	0	0.00	
EXPENSE & EQUIPMENT									
GENERAL REVENUE	0	0.00	0	0.00	9,087	0.00	0	0.00	
DEPT OF SOC SERV FEDERAL & OTH	0	0.00	0	0.00	5,335	0.00	0	0.00	
TOTAL - EE	0	0.00	0	0.00	14,422	0.00	0	0.00	
TOTAL	0	0.00	0	0.00	79,832	1.00	0	0.00	

9/15/23 8:29

im_disummary

DECISION ITEM SUMMARY

Budget Unit									
Decision Item	FY 2023	FY 2023	FY 2024	FY 2024	FY 2025	FY 2025	*****	*****	
Budget Object Summary	ACTUAL	ACTUAL	BUDGET	BUDGET	DEPT REQ	DEPT REQ	SECURED	SECURED	
Fund	DOLLAR	FTE	DOLLAR	FTE	DOLLAR	FTE	COLUMN	COLUMN	
DIVISION OF LEGAL SERVICES									
SB 35 Implementation - 1886003									
PERSONAL SERVICES									
GENERAL REVENUE	0	0.00	0	0.00	74,444	1.02	0	0.00	
DEPT OF SOC SERV FEDERAL & OTH	0	0.00	0	0.00	144,508	1.98	0	0.00	
TOTAL - PS	0	0.00	0	0.00	218,952	3.00	0	0.00	
EXPENSE & EQUIPMENT									
GENERAL REVENUE	0	0.00	0	0.00	14,720	0.00	0	0.00	
DEPT OF SOC SERV FEDERAL & OTH	0	0.00	0	0.00	28,546	0.00	0	0.00	
TOTAL - EE	0	0.00	0	0.00	43,266	0.00	0	0.00	
TOTAL	0	0.00	0	0.00	262,218	3.00	0	0.00	
Spec Assigt Unit (SAU) Support - 1886043									
PERSONAL SERVICES									
GENERAL REVENUE	0	0.00	0	0.00	110,220	2.00	0	0.00	
TOTAL - PS	0	0.00	0	0.00	110,220	2.00	0	0.00	
EXPENSE & EQUIPMENT									
GENERAL REVENUE	0	0.00	0	0.00	28,298	0.00	0	0.00	
TOTAL - EE	0	0.00	0	0.00	28,298	0.00	0	0.00	
TOTAL	0	0.00	0	0.00	138,518	2.00	0	0.00	
Fraud Finder - 1886044									
PERSONAL SERVICES									
GENERAL REVENUE	0	0.00	0	0.00	55,110	0.80	0	0.00	
DEPT OF SOC SERV FEDERAL & OTH	0	0.00	0	0.00	55,110	1.20	0	0.00	
TOTAL - PS	0	0.00	0	0.00	110,220	2.00	0	0.00	
EXPENSE & EQUIPMENT									
GENERAL REVENUE	0	0.00	0	0.00	16,949	0.00	0	0.00	
DEPT OF SOC SERV FEDERAL & OTH	0	0.00	0	0.00	16,949	0.00	0	0.00	
TOTAL - EE	0	0.00	0	0.00	33,898	0.00	0	0.00	
TOTAL	0	0.00	0	0.00	144,118	2.00	0	0.00	
GRAND TOTAL	\$5,243,554	89.55	\$6,720,949	105.42	\$7,342,408	113.42	\$0	0.00	

9/15/23 8:29

im_disummary

DECISION ITEM DETAIL

Budget Unit	FY 2023	FY 2023	FY 2024	FY 2024	FY 2025	FY 2025	*****	*****
Decision Item	ACTUAL	ACTUAL	BUDGET	BUDGET	DEPT REQ	DEPT REQ	SECURED	SECURED
Budget Object Class	DOLLAR	FTE	DOLLAR	FTE	DOLLAR	FTE	COLUMN	COLUMN
DIVISION OF LEGAL SERVICES								
CORE								
DEPUTY STATE DEPT DIRECTOR	1,446	0.01	0	0.00	0	0.00	0	0.00
DESIGNATED PRINCIPAL ASST DEPT	696	0.01	0	0.00	0	0.00	0	0.00
DIVISION DIRECTOR	120,211	0.99	122,618	1.00	130,618	1.00	0	0.00
DEPUTY DIVISION DIRECTOR	80,382	0.99	91,605	1.00	91,605	1.00	0	0.00
DESIGNATED PRINCIPAL ASST DIV	47,717	0.49	0	0.00	103,182	1.00	0	0.00
LEGAL COUNSEL	937,336	12.96	2,005,319	23.62	2,005,319	23.62	0	0.00
HEARINGS OFFICER	1,081,920	17.14	1,230,875	21.00	1,230,875	21.00	0	0.00
MISCELLANEOUS TECHNICAL	26	0.00	0	0.00	0	0.00	0	0.00
MISCELLANEOUS PROFESSIONAL	41,512	0.59	55,678	0.70	55,678	0.70	0	0.00
SPECIAL ASST PROFESSIONAL	255,592	4.26	276,177	3.69	276,177	3.69	0	0.00
SPECIAL ASST OFFICE & CLERICAL	255,661	5.16	208,361	4.00	208,361	4.00	0	0.00
ADMINISTRATIVE SUPPORT CLERK	117	0.00	0	0.00	0	0.00	0	0.00
ADMIN SUPPORT ASSISTANT	247,398	7.40	322,824	10.74	308,824	10.74	0	0.00
LEAD ADMIN SUPPORT ASSISTANT	69,746	1.98	401,925	8.90	376,925	8.90	0	0.00
ADMIN SUPPORT PROFESSIONAL	43,272	0.99	43,990	1.00	43,990	1.00	0	0.00
PROGRAM SPECIALIST	0	0.00	44,019	0.70	0	0.00	0	0.00
PROGRAM COORDINATOR	54,873	0.99	53,966	1.00	53,966	1.00	0	0.00
ASSOC RESEARCH/DATA ANALYST	0	0.00	31,167	0.71	0	0.00	0	0.00
PUBLIC RELATIONS SPECIALIST	729	0.02	0	0.00	0	0.00	0	0.00
BENEFIT PROGRAM SPECIALIST	37,573	0.99	171,202	3.30	171,202	3.30	0	0.00
SR HEARINGS/APPEALS REFEREE	0	0.00	66,386	1.00	66,386	1.00	0	0.00
LEGAL ASSISTANT	384,788	9.78	0	0.00	75,186	2.88	0	0.00
NON-COMMISSIONED INVESTIGATOR	145,006	3.78	246,547	6.47	174,365	4.00	0	0.00
SR NON-COMMISSION INVESTIGATOR	1,037,527	21.02	696,217	15.87	696,217	15.87	0	0.00
INVESTIGATIONS MANAGER	0	0.00	44,770	0.72	44,770	0.72	0	0.00
TOTAL - PS	4,843,528	89.55	6,113,646	105.42	6,113,646	105.42	0	0.00
TRAVEL, IN-STATE	23,211	0.00	26,921	0.00	26,921	0.00	0	0.00
TRAVEL, OUT-OF-STATE	3,255	0.00	1,459	0.00	2,459	0.00	0	0.00
FUEL & UTILITIES	0	0.00	2,355	0.00	2,355	0.00	0	0.00
SUPPLIES	65,559	0.00	281,278	0.00	254,258	0.00	0	0.00
PROFESSIONAL DEVELOPMENT	40,840	0.00	38,070	0.00	37,970	0.00	0	0.00
COMMUNICATION SERV & SUPP	60,907	0.00	68,279	0.00	72,979	0.00	0	0.00

DECISION ITEM DETAIL

Budget Unit	FY 2023	FY 2023	FY 2024	FY 2024	FY 2025	FY 2025	*****	*****
Decision Item	ACTUAL	ACTUAL	BUDGET	BUDGET	DEPT REQ	DEPT REQ	SECURED	SECURED
Budget Object Class	DOLLAR	FTE	DOLLAR	FTE	DOLLAR	FTE	COLUMN	COLUMN
DIVISION OF LEGAL SERVICES								
CORE								
PROFESSIONAL SERVICES	82,982	0.00	40,499	0.00	45,499	0.00	0	0.00
HOUSEKEEPING & JANITORIAL SERV	61	0.00	2,980	0.00	2,374	0.00	0	0.00
M&R SERVICES	4,312	0.00	14,860	0.00	17,360	0.00	0	0.00
MOTORIZED EQUIPMENT	24,430	0.00	0	0.00	0	0.00	0	0.00
OFFICE EQUIPMENT	34,293	0.00	13,074	0.00	15,773	0.00	0	0.00
OTHER EQUIPMENT	40,788	0.00	40,984	0.00	45,984	0.00	0	0.00
BUILDING LEASE PAYMENTS	1,813	0.00	34,607	0.00	35,707	0.00	0	0.00
EQUIPMENT RENTALS & LEASES	498	0.00	0	0.00	0	0.00	0	0.00
MISCELLANEOUS EXPENSES	7,602	0.00	10,013	0.00	12,513	0.00	0	0.00
TOTAL - EE	390,551	0.00	575,379	0.00	572,152	0.00	0	0.00
DEBT SERVICE	9,475	0.00	31,924	0.00	31,924	0.00	0	0.00
TOTAL - PD	9,475	0.00	31,924	0.00	31,924	0.00	0	0.00
GRAND TOTAL	\$5,243,554	89.55	\$6,720,949	105.42	\$6,717,722	105.42	\$0	0.00
GENERAL REVENUE	\$1,593,797	28.69	\$2,536,621	36.30	\$2,533,394	36.30		0.00
FEDERAL FUNDS	\$2,919,146	47.38	\$3,261,415	54.10	\$3,261,415	54.10		0.00
OTHER FUNDS	\$730,611	13.48	\$922,913	15.02	\$922,913	15.02		0.00

PROGRAM DESCRIPTION

Department: Social Services

HB Section(s): 11.070

Program Name: Division of Legal Services

Program is found in the following core budget(s): Division of Legal Services

1a. What strategic priority does this program address?

Providing legal and investigation services

1b. What does this program do?

The Division of Legal Services (DLS) provides comprehensive legal support to all program and support divisions in the Department of Social Services (DSS) to division staff with accomplishing the Department's goals and objectives.

DLS is functionally organized into four major sections:

General Counsel

The General Counsel and Director of the Division of Legal Services is responsible for supervising the functions of the Division of Legal Services and for providing legal advice to the Directors of the Department and the Divisions within the Department. The General Counsel also directly supervises the Special Counsels for each of the program divisions who provide legal research and advice on the individual programs; work with the Attorney General's office in defending complex litigation involving DSS; prepare fiscal notes and legal analysis on pending legislation; review and draft contracts; review and draft administrative regulations; assist the Communications Director in administering DSS' compliance with the Sunshine law; and ensuring DSS' compliance with privacy laws.

Litigation

The Litigation Section provides legal counsel and representation to the Department of Social Services and its divisions. The Chief Counsel for Litigation administers the section and assists the General Counsel in providing legal assistance and advice to the DSS Director to ensure that the programs and policies of the Department are implemented in the manner provided by law. Litigation attorneys are based in offices in Jefferson City, St. Louis, Raytown, and Springfield. The Permanency Attorney Initiative (PAI) unit is managed by the Chief Counsel for Litigation and consists of 13 full time attorneys who are embedded in Children's Division offices in Kansas City, St. Louis, and some rural circuits. The PAI unit was created to address institutional and cultural barriers to swift and safe permanency and the attorneys provide legal advice and representation exclusively to the Children's Division. In addition, 24 contract attorneys assist in providing legal services in permanency work.

Litigation attorneys provide legal representation to DSS in many tribunals including circuit courts, juvenile courts, administrative hearings, and benefits appeals. Duties include, but are not limited to:

- Providing legal advice and representation to Children's Division and the Division of Youth Services in juvenile court;
- Defending hotline cases in circuit courts and providing legal advice to the child abuse and neglect system;
- Providing legal advice and representation to the Division of Youth Services to assist its mission of addressing the needs of delinquent youth;
- Providing legal advice and representation on matters involving compliance with laws governing the confidentiality of records including subpoenas and discovery requests; and
- Serving as a liaison between the Department and its divisions, and the Missouri Attorney General's Office on cases involving routine litigation.

PROGRAM DESCRIPTION

Department: Social Services

HB Section(s): 11.070

Program Name: Division of Legal Services

Program is found in the following core budget(s): Division of Legal Services

Documents Management Unit (DMU)

The DMU is the redaction unit for Children's Division documents. This unit consists of 17 full time employees, including the supervisor. Documents are provided to the DMU by Children's Division workers, DLS attorneys, and direct requests from constituents. DMU employees are highly trained to redact all confidential and privileged information from documents prior to releasing to the requestor or to the court.

Administrative Hearings

The Administrative Hearings Section is comprised of hearing officers based in Jefferson City, St. Louis and Raytown who conduct hearings related to child support enforcement and public benefits. The attorneys who conduct hearings are qualified and trained to provide fair hearings.

Hearing officers assigned to child support hearings provide full and fair hearings in all aspects of the child support process, including establishment, enforcement, and modification of administrative child support orders.

Hearing officers assigned to public benefits hearings provide full and fair hearings related to over sixty different programs, including hearings for public benefit and service recipients who are challenging a decision of the Family Support Division, Children's Division or the MO HealthNet Division. These hearings provide a forum for determining whether the denial, modification or termination of public benefits or services was justified. These hearing officers provide due process to all participants expeditiously and promote the integrity of state programs, including food stamps, cash assistance, and medical assistance programs.

Hearing Officers also hear provider appeals of Children's Divisions' decisions to deny or revoke the registration of child care providers from the state's childcare subsidy program and conduct hearings on adoption and foster home licensure.

Hearing Officers may process hearings for other Departments under particular programs.

PROGRAM DESCRIPTION

Department: Social Services

HB Section(s): 11.070

Program Name: Division of Legal Services

Program is found in the following core budget(s): Division of Legal Services

Investigations

The Investigation Section is divided into three units: Welfare Investigations Unit (WIU), Claims and Restitution Unit (C&R), and the Special Assignment Unit (SAU).

The Welfare Investigations Unit (WIU) conducts welfare fraud and abuse investigations committed by public assistance recipients. These investigations can result in the criminal prosecution of offenders, civil collections of inappropriately paid benefits, deter fraud and increase cost avoidance. Additionally WIU investigators are responsible for:

- Staffing four regional welfare fraud/abuse hotlines;
- Conducting all collections interviews and procuring promissory notes;
- Conducting all DSS employee threat investigations; and
- Preparing for and testifying in administrative hearings and criminal court proceedings.

Claims and Restitution Unit (C&R) is responsible for collection efforts for all claims in the public assistance programs administered by DSS. C&R operates and manages the Claims Accounting Restitution System (CARS) and administers the Treasury Offset Program. The C&R unit also conducts background investigations on prospective DSS employees and research in support of DLS Investigations.

The Special Assignment Unit (SAU) is responsible for conducting criminal, personnel and internal investigations involving DSS, its employees and contracted vendors. This unit also furnishes technical support and investigative assistance to the various DSS divisions in their administration and control of departmental programs. The SAU conducts research in support of DLS data analytic investigations projects.

DLS also coordinates the department's compliance with the federal Health Insurance Portability and Accountability Act (HIPPA) and other state and federal privacy mandates. HIPPA requires that the Department have a privacy officer to oversee the Department's implementation of HIPPA standards within the Department and training of Department employees on HIPPA standards and the continuous compliance with the rules.

PROGRAM DESCRIPTION

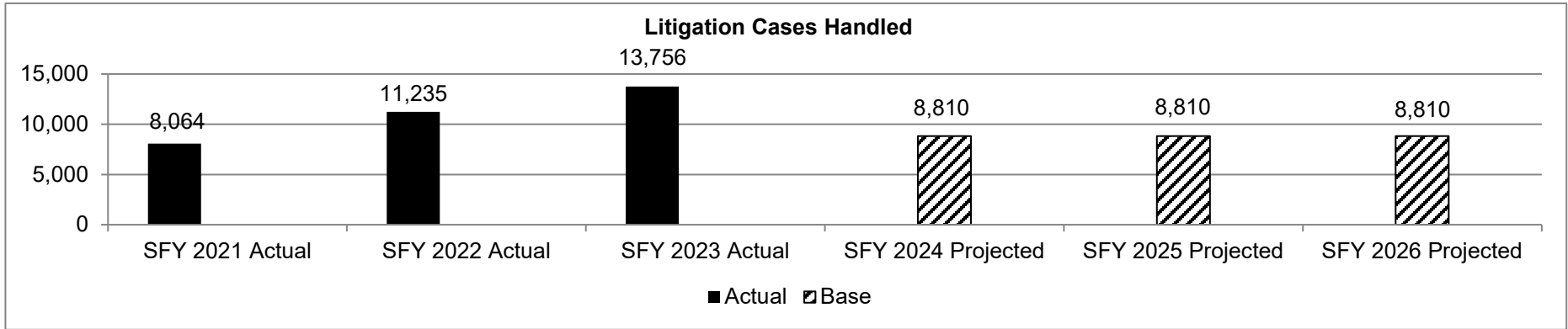
Department: Social Services

HB Section(s): 11.070

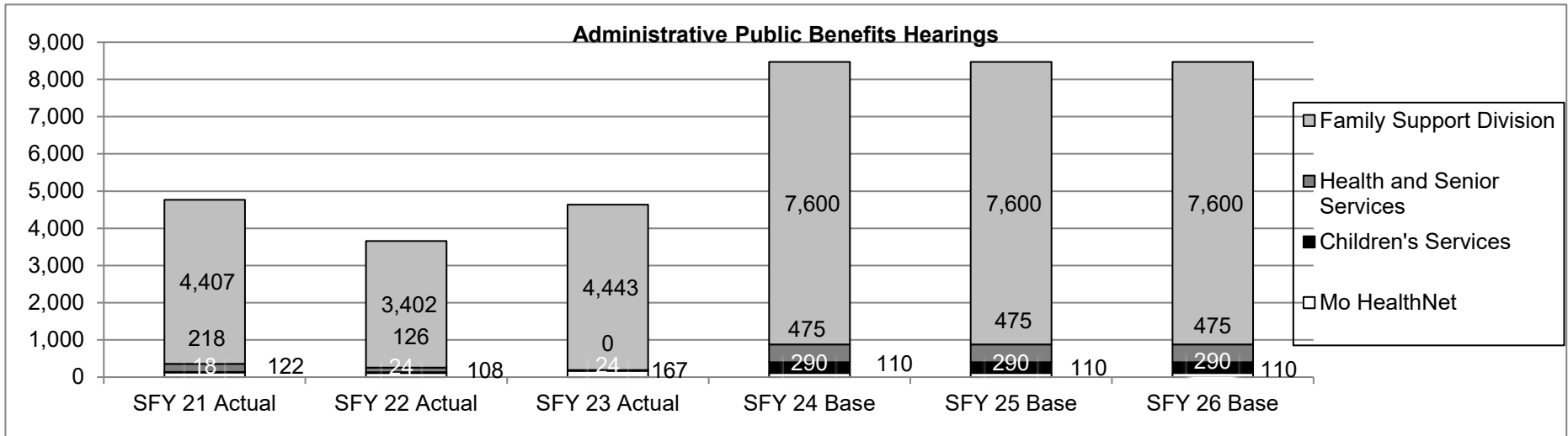
Program Name: Division of Legal Services

Program is found in the following core budget(s): Division of Legal Services

2a. Provide an activity measure(s) for the program.



These numbers may not include cases carried over from the prior fiscal year.



The number of requests were down due to restrictions on closing certain benefits cases as a result of the CARES Act. When those restrictions are removed, we anticipate a significant increase in benefits hearing requests.

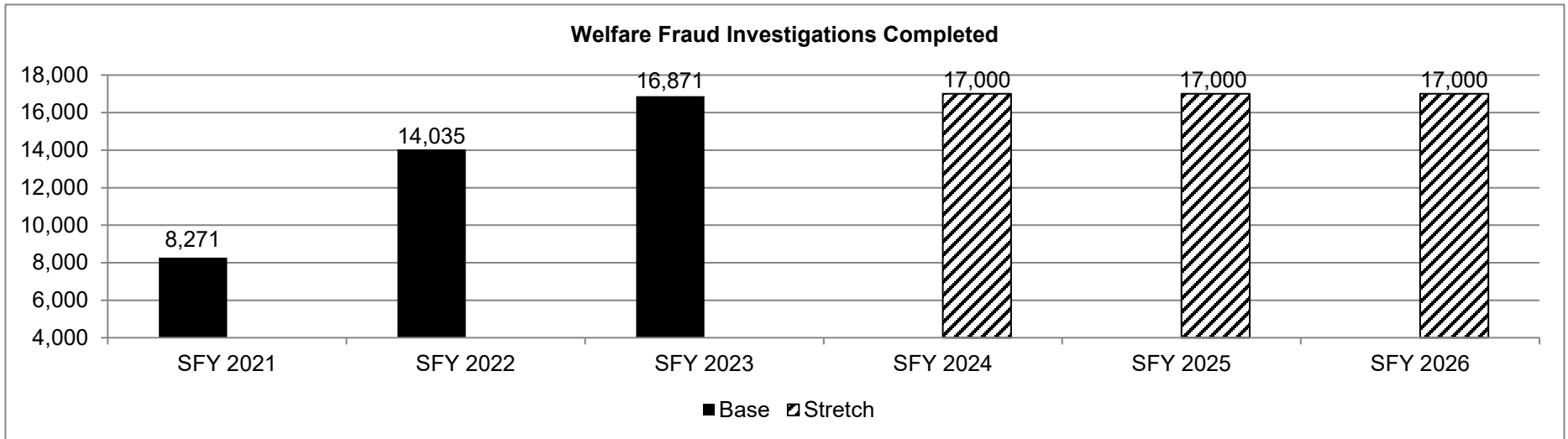
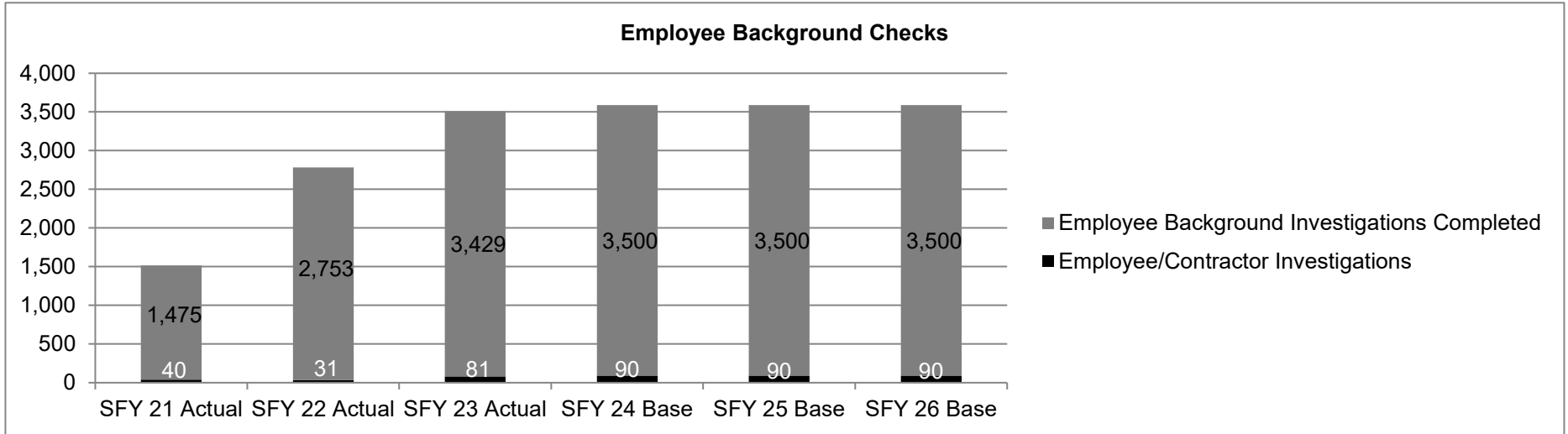
PROGRAM DESCRIPTION

Department: Social Services

HB Section(s): 11.070

Program Name: Division of Legal Services

Program is found in the following core budget(s): Division of Legal Services



PROGRAM DESCRIPTION

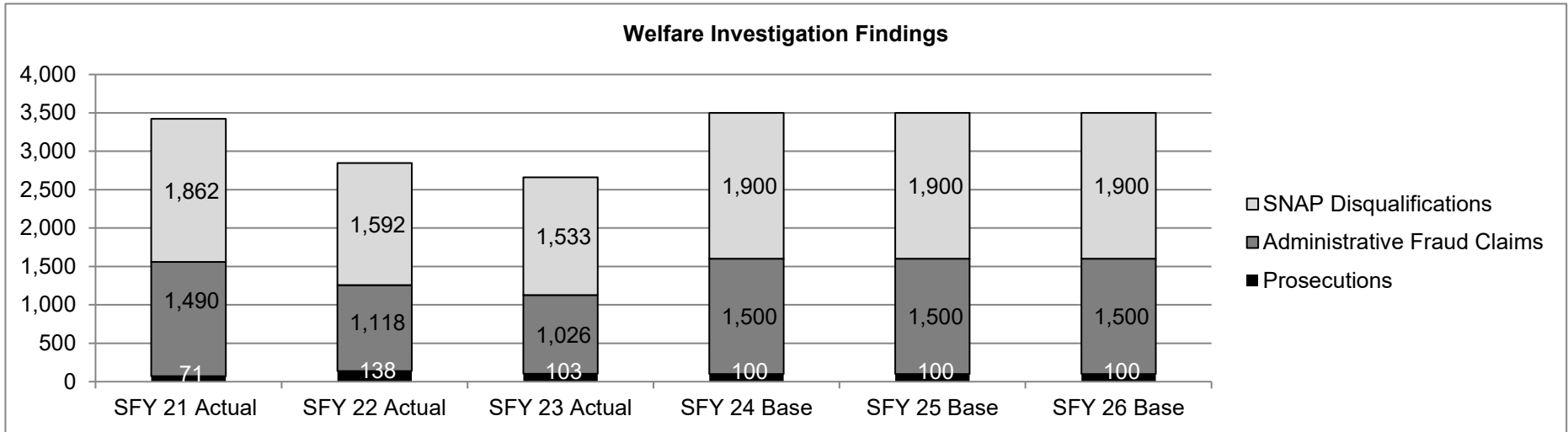
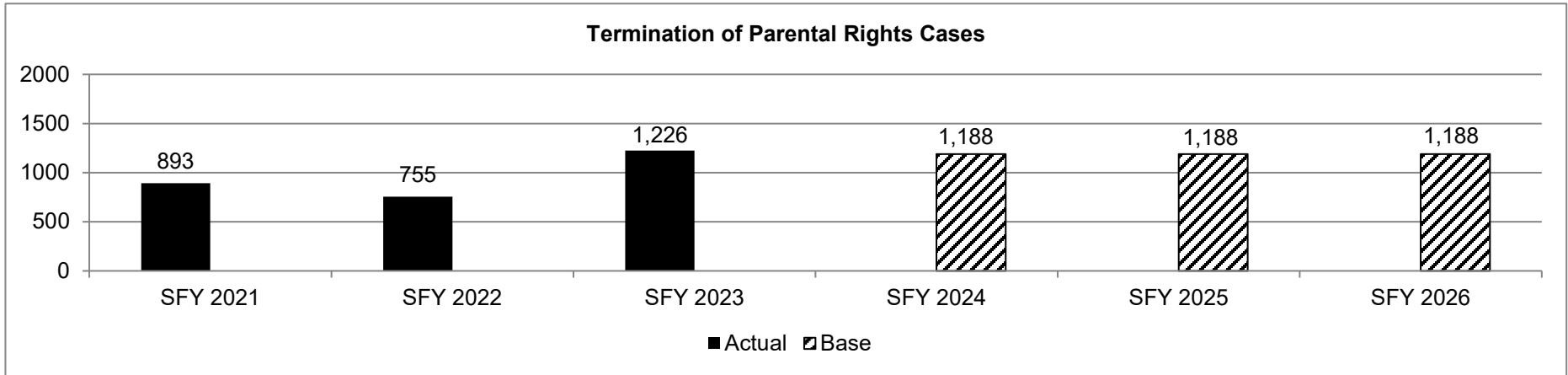
Department: Social Services

HB Section(s): 11.070

Program Name: Division of Legal Services

Program is found in the following core budget(s): Division of Legal Services

2b. Provide a measure(s) of the program's quality.



WIU Investigators conduct criminal investigations on all cases, with the understanding that welfare fraud and abuse is a crime. The most egregious cases are sent for criminal prosecutions and the remainder for administrative actions. Disqualification from the Food Stamp Program results from an intentional program violation, which includes, fraud and EBT trafficking.

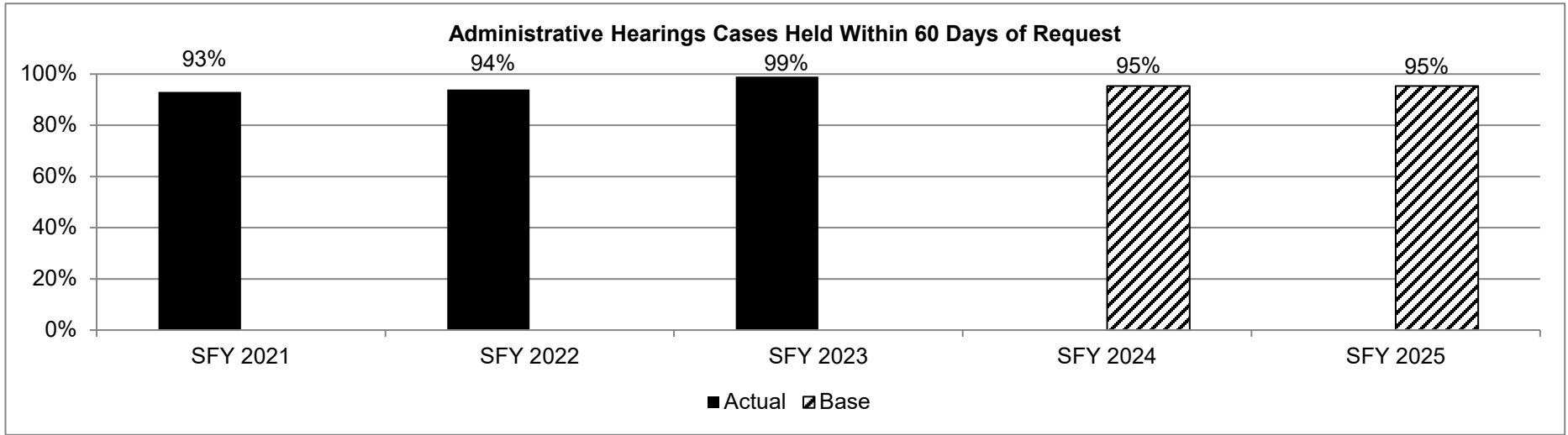
PROGRAM DESCRIPTION

Department: Social Services

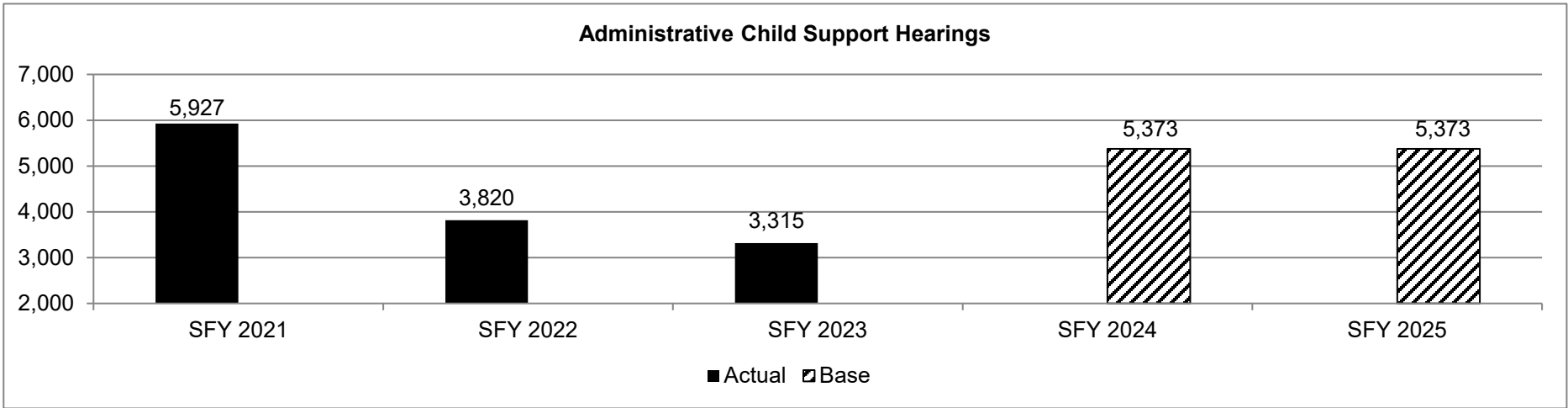
HB Section(s): 11.070

Program Name: Division of Legal Services

Program is found in the following core budget(s): Division of Legal Services



2c. Provide a measure(s) of the program's impact.



PROGRAM DESCRIPTION

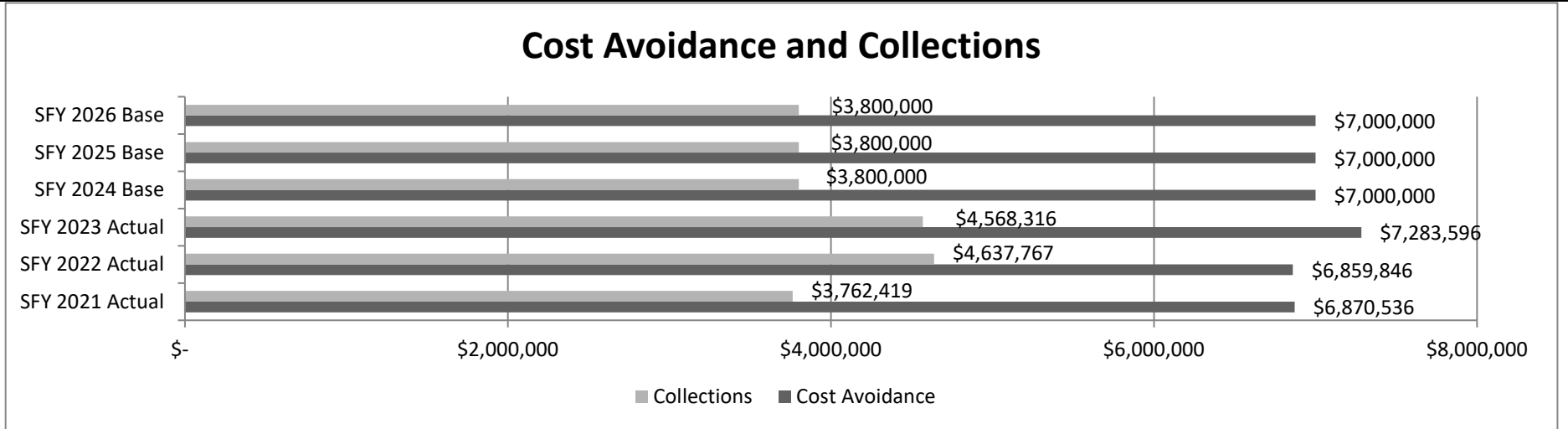
Department: Social Services

HB Section(s): 11.070

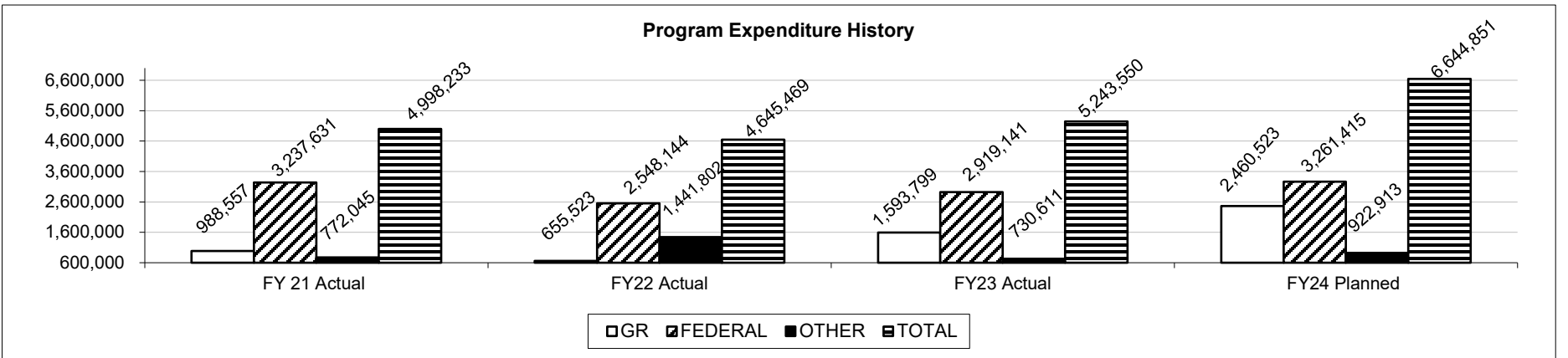
Program Name: Division of Legal Services

Program is found in the following core budget(s): Division of Legal Services

2d. Provide a measure(s) of the program's efficiency.



3. Provide actual expenditures for the prior three fiscal years and planned expenditures for the current fiscal year. (Note: Amounts do not include fringe benefit costs.)



Planned FY 2024 expenditures are net of reserves and reverted.

PROGRAM DESCRIPTION

Department: Social Services

HB Section(s): 11.070

Program Name: Division of Legal Services

Program is found in the following core budget(s): Division of Legal Services

4. What are the sources of the "Other " funds?

Third Party Liability Collections Fund (0120) and Child Support Enforcement Fund (0169)

5. What is the authorization for this program, i.e., federal or state statute, etc.? (Include the federal program number, if applicable.)

Chapters 205, 207, 208, 209, 210, 211, 219, 452, 453, 454, 455, 473, 536, 621, 660 and Section 570.410, RSMo.; Medicaid 42 USC Chapter 7 subchapter XIX, Section 1396; 20 CFR 404 1001-1096; 1501-1675 subchapter 8(1,2); 42 CFR 440-441,483; 45 CFR 205 and 206; TANF 45 CFR 233, 261, 262; 45 CFR Part 303; 45 CFR 302.50; 45 CFR 302.70 (2); 7 CFR 273.18; 42 CFR 456.3(a); 42 CFR 456.1-456.23; 42 USC Section 5106a; 42 USC Sections 670-680; 42 USC 9858; 45 CFR 98.40 - 98.49; 45 CFR 302.60; 45 CFR 302.65; 42 USC 651-669b, 7 CFR 271-285, 20 CFR 404-416.

6. Are there federal matching requirements? If yes, please explain.

Expenditures are allocated in accordance with the methodology outlined in the department's cost allocation plan and charged to corresponding grants or used as maintenance of effort as appropriate.

7. Is this a federally mandated program? If yes, please explain.

Yes, some activities are mandated by federal law or regulation. The Division of Legal Services (DLS) performs administrative hearings for the following programs: MO HealthNet, TANF, SNAP (formerly known as Food Stamps) and Child Support. Administrative child support establishment and modification procedures are federally mandated to receive Social Security funding under 42 USC 654, as well as being specified within individual public benefit program statutes. An administrative hearing process is mandated for public benefits programs as follows: TANF 42 USC 602. MO HealthNet ("medical assistance" / title XIX) 42 USC 1396a. SNAP 7 CFR 273.15 and 7 USC 2020. SNAP Disqualification 7 USC 2015. DLS provides investigation services for SNAP fraud, claims and restitution and MO HealthNet fraud. The litigation section manages cases related to MO HealthNet utilization, child protection and permanency planning in the areas of foster care, adoption and reunification. The Investigations section is pursuant to CFR 273.16, which states in part: The State agency shall be responsible for investigating any case of alleged intentional Program violation, and ensuring that appropriate cases are acted upon either through administrative disqualification hearings or referral to a court of appropriate jurisdiction in accordance with the procedures outlines in this section.

A complete list of federal mandates can be found with each program description in the divisions that administer the above listed programs.

NDI – Special Assignment Unit (SAU) Support

NEW DECISION ITEM

Department of Social Services
Division: Legal Services
DI Name: Special Assignment Unit Support **DI# 1886043**

Budget Unit **88912C**
HB Section **11.070**

1. AMOUNT OF REQUEST

	FY 2025 Budget Request			
	GR	Federal	Other	Total
PS	110,220	0	0	110,220
EE	28,298	0	0	28,298
PSD	0	0	0	0
TRF	0	0	0	0
Total	138,518	0	0	138,518
FTE	2.00	0.00	0.00	2.00

	FY 2025 Governor's Recommendation			
	GR	Federal	Other	Total
PS	0	0	0	0
EE	0	0	0	0
PSD	0	0	0	0
TRF	0	0	0	0
Total	0	0	0	0
FTE	0.00	0.00	0.00	0.00

Est. Fringe	71,117	0	0	71,117
--------------------	--------	---	---	--------

Note: Fringes budgeted in House Bill 5 except for certain fringes budgeted directly to MoDOT, Highway Patrol, and Conservation.

Est. Fringe	0	0	0	0
--------------------	---	---	---	---

Note: Fringes budgeted in House Bill 5 except for certain fringes budgeted directly to MoDOT, Highway Patrol, and Conservation.

Other Funds: N/A
 Non-Counts: N/A

Other Funds:
 Non-Counts:

2. THIS REQUEST CAN BE CATEGORIZED AS:

<input type="checkbox"/> New Legislation	<input type="checkbox"/> New Program	<input type="checkbox"/> Fund Switch
<input type="checkbox"/> Federal Mandate	<input checked="" type="checkbox"/> Program Expansion	<input type="checkbox"/> Cost to Continue
<input type="checkbox"/> GR Pick-Up	<input type="checkbox"/> Space Request	<input type="checkbox"/> Equipment Replacement
<input type="checkbox"/> Pay Plan	<input type="checkbox"/> Other: _____	

NEW DECISION ITEM

Department of Social Services
Division: Legal Services
DI Name: Special Assignment Unit Support DI# 1886043

Budget Unit 88912C
HB Section 11.070

3. WHY IS THIS FUNDING NEEDED? PROVIDE AN EXPLANATION FOR ITEMS CHECKED IN #2. INCLUDE THE FEDERAL OR STATE STATUTORY OR CONSTITUTIONAL AUTHORIZATION FOR THIS PROGRAM.

Additional funding to support Department of Social Services (DSS) Vendor Contract Program Integrity. The DSS has 208 non-foster care vendor programs with 1424 individual contract vendors. Some of these are considered high value contracts in that the estimated value is at least \$250,000 over a three year period. In the past three years the Division of Legal Service Investigations: Special Assignment Unit (SAU) has conducted 15 contract vendor investigations, 13 of which were substantiated. These investigations derive from contract vendors failing to meet program objectives outlined in their contracts or questionable billing practices. Often the problems have been going on for more than a year and the program/finance people ask for an investigation. On some occasions the contractor's billing practices are suspect, however not in violation of their contract. In some cases the contract language is insufficient and in others the contractors have been allowed to get away with it for a long time. In any case the DSS response has always been reactive and hundreds of thousands of dollars have been lost. When this happens, federal investigators become involved and DSS gives up control of the investigation.

4. DESCRIBE THE DETAILED ASSUMPTIONS USED TO DERIVE THE SPECIFIC REQUESTED AMOUNT. (How did you determine that the requested number of FTE were appropriate? From what source or standard did you derive the requested levels of funding? Were alternatives such as outsourcing or automation considered? If based on new legislation, does request tie to TAFP fiscal note? If not, explain why. Detail which portions of the request are one-times and how those amounts were calculated.)

The Division of Legal Services (DLS) is requesting the addition of 2 FTE and associated E&E costs to assist with contract language, program audits and enforcement.

NEW DECISION ITEM

Department of Social Services
Division: Legal Services
DI Name: Special Assignment Unit Support **DI# 1886043**

Budget Unit **88912C**
HB Section **11.070**

5. BREAK DOWN THE REQUEST BY BUDGET OBJECT CLASS, JOB CLASS, AND FUND SOURCE. IDENTIFY ONE-TIME COSTS.

Budget Object Class/Job Class	Dept Req GR DOLLARS	Dept Req GR FTE	Dept Req FED DOLLARS	Dept Req FED FTE	Dept Req OTHER DOLLARS	Dept Req OTHER FTE	Dept Req TOTAL DOLLARS	Dept Req TOTAL FTE	Dept Req One-Time DOLLARS
20CI20 - SR Non-Commission Investigator	110,220	2.0	0	0.0	0	0.0	110,220	2.0	0
Total PS	110,220	2.0	0	0.0	0	0.0	110,220	2.0	0
180 - FUEL & UTILITIES	920		0		0		920		0
190 - SUPPLIES	1,984		0		0		1,984		(40)
320 - PROFESSIONAL DEVELOPMENT	1,130		0		0		1,130		0
340 - COMMUNICATION SERV & SUPP	1,200		0		0		1,200		(600)
420 - HOUSEKEEP & JANITOR SERV	8,802		0		0		8,802		(1,212)
580 - OFFICE EQUIPMENT	4,602		0		0		4,602		(4,602)
680 - BUILDING LEASE PAYMENTS	9,660		0		0		9,660		0
Total EE	28,298		0		0		28,298		(6,454)
Grand Total	138,518	2.0	0	0.0	0	0.0	138,518	2.0	(6,454)

Budget Object Class/Job Class	Gov Rec GR DOLLARS	Gov Rec GR FTE	Gov Rec FED DOLLARS	Gov Rec FED FTE	Gov Rec OTHER DOLLARS	Gov Rec OTHER FTE	Gov Rec TOTAL DOLLARS	Gov Rec TOTAL FTE	Gov Rec One-Time DOLLARS
Total PS	0	0.0	0	0.0	0	0.0	0	0.0	0
Total EE	0		0		0		0		0
Grand Total	0	0.0	0	0.0	0	0.0	0	0.0	0

NEW DECISION ITEM

Department of Social Services
Division: Legal Services
DI Name: Special Assignment Unit Support **DI# 1886043**

Budget Unit **88912C**
HB Section **11.070**

6. PERFORMANCE MEASURES (If new decision item has an associated core, separately identify projected performance with & without additional funding.)

6a. Provide an activity measure(s) for the program.

Measures are currently in development and will be provided after a full year of expenditures.

6b. Provide a measure(s) of the program's quality.

Measures are currently in development and will be provided after a full year of expenditures.

6c. Provide a measure(s) of the program's impact.

Measures are currently in development and will be provided after a full year of expenditures.

6d. Provide a measure(s) of the program's efficiency.

Measures are currently in development and will be provided after a full year of expenditures.

7. STRATEGIES TO ACHIEVE THE PERFORMANCE MEASUREMENT TARGETS:

We recommend a proactive approach to managing some of the high value contracts and programs. With sufficient staffing, DLS would be in a position to help with contract language, program audits and enforcement. DLS staff attorneys and investigators can look at contract language to ensure questionable billing practices are prohibited. DLS Special Assignment investigators can work with program managers to actively monitor individual programs. The combination of strong contract language and on site audits are the best way to ensure program integrity. SAU investigators have the necessary skills to conduct effective audit interviews and can transfer that knowledge to program managers and staff. We request two Senior Non Commissioned Investigators be added to the Division of Legal Services Investigations Special Assignment Unit for the purpose of working with DSS program managers and attorneys to enhance program integrity of high value DSS vendor contracts.

DECISION ITEM DETAIL

Budget Unit	FY 2023	FY 2023	FY 2024	FY 2024	FY 2025	FY 2025	*****	*****
Decision Item	ACTUAL	ACTUAL	BUDGET	BUDGET	DEPT REQ	DEPT REQ	SECURED	SECURED
Budget Object Class	DOLLAR	FTE	DOLLAR	FTE	DOLLAR	FTE	COLUMN	COLUMN
DIVISION OF LEGAL SERVICES								
Spec Assigt Unit (SAU) Support - 1886043								
SR NON-COMMISSION INVESTIGATOR	0	0.00	0	0.00	110,220	2.00	0	0.00
TOTAL - PS	0	0.00	0	0.00	110,220	2.00	0	0.00
FUEL & UTILITIES	0	0.00	0	0.00	920	0.00	0	0.00
SUPPLIES	0	0.00	0	0.00	1,984	0.00	0	0.00
PROFESSIONAL DEVELOPMENT	0	0.00	0	0.00	1,130	0.00	0	0.00
COMMUNICATION SERV & SUPP	0	0.00	0	0.00	1,200	0.00	0	0.00
HOUSEKEEPING & JANITORIAL SERV	0	0.00	0	0.00	8,802	0.00	0	0.00
OFFICE EQUIPMENT	0	0.00	0	0.00	4,602	0.00	0	0.00
BUILDING LEASE PAYMENTS	0	0.00	0	0.00	9,660	0.00	0	0.00
TOTAL - EE	0	0.00	0	0.00	28,298	0.00	0	0.00
GRAND TOTAL	\$0	0.00	\$0	0.00	\$138,518	2.00	\$0	0.00
GENERAL REVENUE	\$0	0.00	\$0	0.00	\$138,518	2.00		0.00
FEDERAL FUNDS	\$0	0.00	\$0	0.00	\$0	0.00		0.00
OTHER FUNDS	\$0	0.00	\$0	0.00	\$0	0.00		0.00

NDI – Fraud Finder

NEW DECISION ITEM

Department Social Services
Division Legal Services
DI Name: Fraud Finder Investigations **DI# 1886044**

Budget Unit 88912C
HB Section 11.070

1. AMOUNT OF REQUEST

	FY 2025 Budget Request			
	GR	Federal	Other	Total
PS	55,110	55,110	0	110,220
EE	16,949	16,949	0	33,898
PSD	0	0	0	0
TRF	0	0	0	0
Total	72,059	72,059	0	144,118
FTE	0.80	1.20	0.00	2.00

	FY 2025 Governor's Recommendation			
	GR	Federal	Other	Total
PS	0	0	0	0
EE	0	0	0	0
PSD	0	0	0	0
TRF	0	0	0	0
Total	0	0	0	0
FTE	0.00	0.00	0.00	0.00

Est. Fringe	32,555	38,562	0	71,117
--------------------	--------	--------	---	--------

Note: Fringes budgeted in House Bill 5 except for certain fringes budgeted directly to MoDOT, Highway Patrol, and Conservation.

Est. Fringe	0	0	0	0
--------------------	---	---	---	---

Note: Fringes budgeted in House Bill 5 except for certain fringes budgeted directly to MoDOT, Highway Patrol, and Conservation.

Other Funds: N/A
 Non-Counts: N/A

Other Funds:
 Non-Counts:

2. THIS REQUEST CAN BE CATEGORIZED AS:

<input type="checkbox"/> New Legislation	<input type="checkbox"/> New Program	<input type="checkbox"/> Fund Switch
<input type="checkbox"/> Federal Mandate	<input checked="" type="checkbox"/> Program Expansion	<input type="checkbox"/> Cost to Continue
<input type="checkbox"/> GR Pick-Up	<input type="checkbox"/> Space Request	<input type="checkbox"/> Equipment Replacement
<input type="checkbox"/> Pay Plan	<input type="checkbox"/> Other: _____	

3. WHY IS THIS FUNDING NEEDED? PROVIDE AN EXPLANATION FOR ITEMS CHECKED IN #2. INCLUDE THE FEDERAL OR STATE STATUTORY OR CONSTITUTIONAL AUTHORIZATION FOR THIS PROGRAM.

The Welfare Investigations Unit (WIU) has a new data analytics application called Fraud Finder. This application gathers data from various DSS databases and EBT data to identify fraud and EBT trafficking. Each month Fraud Finder delivers high valued reports of suspected fraud and EBT trafficking. These reports include: Identity Theft, EBT Trafficking, Non-Missouri residents applying for and receiving Missouri Welfare benefits, Non custodial parents receiving SNAP benefits for children in Alternative Care, and Prisoners in DOC applying for and receiving benefits while incarcerated. Each month WIU receives an average of 1,300 referrals for investigation and 500 Fraud Finder reports. WIU has 1,417 open investigations and a backlog in Fraud Finder of 1,563 reports.

NEW DECISION ITEM

<u>Department Social Services</u>	<u>Budget Unit</u>	<u>88912C</u>
<u>Division Legal Services</u>		
<u>DI Name: Fraud Finder Investigations</u>	<u>DI# 1886044</u>	<u>HB Section</u>
		<u>11.070</u>

4. DESCRIBE THE DETAILED ASSUMPTIONS USED TO DERIVE THE SPECIFIC REQUESTED AMOUNT. (How did you determine that the requested number of FTE were appropriate? From what source or standard did you derive the requested levels of funding? Were alternatives such as outsourcing or automation considered? If based on new legislation, does request tie to TAFP fiscal note? If not, explain why. Detail which portions of the request are one-times and how those amounts were calculated.)

Two additional Investigators will be able to complete an average of 20 Fraud Finder Investigations each month for a total of 480 investigations a year. Combined with the number of investigations WIU currently being worked, this would amount to approximately 700 to 800 a year. The Identity Theft Investigations found and submitted for federal prosecution have identified multiple stolen identities and over \$350,000 in fraud. There are an additional three Identity Theft cases being investigated.

5. BREAK DOWN THE REQUEST BY BUDGET OBJECT CLASS, JOB CLASS, AND FUND SOURCE. IDENTIFY ONE-TIME COSTS.

Budget Object Class/Job Class	Dept Req GR DOLLARS	Dept Req GR FTE	Dept Req FED DOLLARS	Dept Req FED FTE	Dept Req OTHER DOLLARS	Dept Req OTHER FTE	Dept Req TOTAL DOLLARS	Dept Req TOTAL FTE	Dept Req One-Time DOLLARS
20C120 - SR Non-Commission Investigator	55,110	0.8	55,110	1.2	0	0.0	110,220	2.0	0
Total PS	55,110	0.8	55,110	1.2	0	0.0	110,220	2.0	0
180 - FUEL & UTILITIES	460		460		0		920		0
190 - SUPPLIES	982		982		0		1,964		(20)
320 - PROFESSIONAL DEVELOPMENT	565		565		0		1,130		0
340 - COMMUNICATION SERV & SUPP	600		600		0		1,200		(600)
420 - HOUSEKEEP & JANITOR SERV	4,401		4,401		0		8,802		(1,212)
580 - OFFICE EQUIPMENT	5,111		5,111		0		10,222		(10,222)
680 - BUILDING LEASE PAYMENTS	4,830		4,830		0		9,660		0
Total EE	16,949		16,949		0		33,898		(12,054)
Grand Total	72,059	0.8	72,059	1.2	0	0.0	144,118	2.0	(12,054)

NEW DECISION ITEM

Department Social Services	Budget Unit	88912C
Division Legal Services		
DI Name: Fraud Finder Investigations	DI# 1886044	HB Section
		11.070

Budget Object Class/Job Class	Gov Rec GR DOLLARS	Gov Rec GR FTE	Gov Rec FED DOLLARS	Gov Rec FED FTE	Gov Rec OTHER DOLLARS	Gov Rec OTHER FTE	Gov Rec TOTAL DOLLARS	Gov Rec TOTAL FTE	Gov Rec One-Time DOLLARS
Total PS	0 <u>0</u>	0.0 <u>0.0</u>	0 <u>0</u>	0.0 <u>0.0</u>	0 <u>0</u>	0.0 <u>0.0</u>	0 <u>0</u>	0.0 <u>0.0</u>	0 <u>0</u>
Total EE	0 <u>0</u>		0 <u>0</u>		0 <u>0</u>		0 <u>0</u>		0 <u>0</u>
Grand Total	<u>0</u>	<u>0.0</u>	<u>0</u>	<u>0.0</u>	<u>0</u>	<u>0.0</u>	<u>0</u>	<u>0.0</u>	<u>0</u>

6. PERFORMANCE MEASURES (If new decision item has an associated core, separately identify projected performance with & without additional funding.)

6a. Provide an activity measure(s) for the program.

Measures are currently in development and will be provided once after a full year of expenditures.

6b. Provide a measure(s) of the program's quality.

Measures are currently in development and will be provided once after a full year of expenditures.

6c. Provide a measure(s) of the program's impact.

Measures are currently in development and will be provided once after a full year of expenditures.

6d. Provide a measure(s) of the program's efficiency.

Measures are currently in development and will be provided once after a full year of expenditures.

7. STRATEGIES TO ACHIEVE THE PERFORMANCE MEASUREMENT TARGETS:

Two Non Commission Senior Investigators added to WIU would be trained and assigned to work Fraud Finder cases exclusively. These type of investigations are realitively easy to work because the application does much of the front end or preliminary investigation work. Since Fraud Finder went into production in October 2023, WIU has worked 618 investigations resulting in 312 disqualifications from SNAP and 2 criminal prosecutions with a fraud amount of \$423,000 and a cost savings of \$1,359,500.

DECISION ITEM DETAIL

Budget Unit	FY 2023	FY 2023	FY 2024	FY 2024	FY 2025	FY 2025	*****	*****
Decision Item	ACTUAL	ACTUAL	BUDGET	BUDGET	DEPT REQ	DEPT REQ	SECURED	SECURED
Budget Object Class	DOLLAR	FTE	DOLLAR	FTE	DOLLAR	FTE	COLUMN	COLUMN
DIVISION OF LEGAL SERVICES								
Fraud Finder - 1886044								
SR NON-COMMISSION INVESTIGATOR	0	0.00	0	0.00	110,220	2.00	0	0.00
TOTAL - PS	0	0.00	0	0.00	110,220	2.00	0	0.00
FUEL & UTILITIES	0	0.00	0	0.00	920	0.00	0	0.00
SUPPLIES	0	0.00	0	0.00	1,964	0.00	0	0.00
PROFESSIONAL DEVELOPMENT	0	0.00	0	0.00	1,130	0.00	0	0.00
COMMUNICATION SERV & SUPP	0	0.00	0	0.00	1,200	0.00	0	0.00
HOUSEKEEPING & JANITORIAL SERV	0	0.00	0	0.00	8,802	0.00	0	0.00
OFFICE EQUIPMENT	0	0.00	0	0.00	10,222	0.00	0	0.00
BUILDING LEASE PAYMENTS	0	0.00	0	0.00	9,660	0.00	0	0.00
TOTAL - EE	0	0.00	0	0.00	33,898	0.00	0	0.00
GRAND TOTAL	\$0	0.00	\$0	0.00	\$144,118	2.00	\$0	0.00
GENERAL REVENUE	\$0	0.00	\$0	0.00	\$72,059	0.80		0.00
FEDERAL FUNDS	\$0	0.00	\$0	0.00	\$72,059	1.20		0.00
OTHER FUNDS	\$0	0.00	\$0	0.00	\$0	0.00		0.00

Core – DLS

Permanency

CORE DECISION ITEM

Department: Social Services
Division: Legal Services Permanency
Core: Legal Services Permanency

Budget Unit: 88915C

HB Section: 11.075

1. CORE FINANCIAL SUMMARY

	FY 2025 Budget Request			
	GR	Federal	Other	Total
PS	3,360,527	1,920,363	76,389	5,357,279
EE	2,382,830	1,277,980	0	3,660,810
PSD	0	0	0	0
TRF	0	0	0	0
Total	5,743,357	3,198,343	76,389	9,018,089
FTE	40.77	27.04	1.19	69.00

	FY 2025 Governor's Recommendation			
	GR	Federal	Other	Total
PS	0	0	0	0
EE	0	0	0	0
PSD	0	0	0	0
TRF	0	0	0	0
Total	0	0	0	0
FTE	0.00	0.00	0.00	0.00

Est. Fringe	1,864,793	1,121,833	46,343	3,032,969
--------------------	-----------	-----------	--------	-----------

Note: Fringes budgeted in House Bill 5 except for certain fringes budgeted directly to MoDOT, Highway Patrol, and Conservation.

Est. Fringe	0	0	0	0
--------------------	---	---	---	---

Note: Fringes budgeted in House Bill 5 except for certain fringes budgeted directly to MoDOT, Highway Patrol, and Conservation.

Other Funds: Third Party Liability Collections Fund (0120) - \$62,899
 Child Support Enforcement Fund (0169) - \$13,490

Other Funds:

2. CORE DESCRIPTION

The Division of Legal Services (DLS) provides comprehensive legal support to all program and support divisions in the Department of Social Services (DSS) to assist division staff with accomplishing the Department's goals and objectives. DLS staff perform functions in four major categories: General Counsel, Litigation, Administrative Hearings, and Investigations.

3. PROGRAM LISTING (list programs included in this core funding)

Division of Legal Services- Permanency

CORE DECISION ITEM

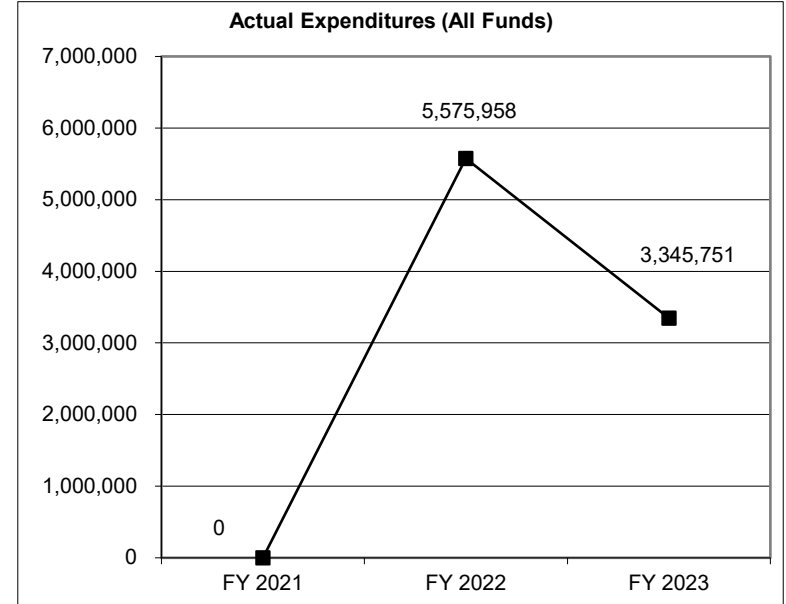
Department: Social Services
Division: Legal Services Permanency
Core: Legal Services Permanency

Budget Unit: 88915C

HB Section: 11.075

4. FINANCIAL HISTORY

	FY 2021 Actual	FY 2022 Actual	FY 2023 Actual	FY 2024 Current Yr.
Appropriation (All Funds)	0	8,204,294	8,030,324	9,567,174
Less Reverted (All Funds)	0	(88,669)	(90,231)	(174,916)
Less Restricted (All Funds)	0	0	0	0
Budget Authority (All Funds)	0	8,115,625	7,940,093	9,392,258
Actual Expenditures (All Funds)	0	5,575,958	3,345,751	N/A
Unexpended (All Funds)	0	2,539,667	4,594,342	N/A
Unexpended, by Fund:				
General Revenue	0	416,282	435,696	N/A
Federal	0	2,089,325	4,121,796	N/A
Other	0	34,060	36,850	N/A
		(1)		(2)



*Current Year restricted amount is as of September 1, 2023.

Reverted includes the statutory three- percent reserve (when applicable).
 Restricted includes any Governor's Expenditure Restriction (when applicable).

NOTES:

(1) FY 2022- Legal Services Permanency was placed in its own HB Section in FY22.

(2) FY 2024- There was a pay plan increase of 8.7% for FY24.

CORE RECONCILIATION DETAIL

**DEPARTMENT OF SOCIAL SERVICES
DLS PERMANENCY**

5. CORE RECONCILIATION DETAIL

			Budget Class	FTE	GR	Federal	Other	Total	Explanation
TAFP AFTER VETOES									
			PS	69.00	3,360,527	1,920,363	76,389	5,357,279	
			EE	0.00	2,469,969	1,739,926	0	4,209,895	
			Total	69.00	5,830,496	3,660,289	76,389	9,567,174	
DEPARTMENT CORE ADJUSTMENTS									
1x Expenditures	206	7623	EE	0.00	(83,912)	0	0	(83,912)	Core reduction of one-time funding.
1x Expenditures	206	7625	EE	0.00	(3,227)	0	0	(3,227)	Core reduction of one-time funding.
1x Expenditures	206	7624	EE	0.00	0	(25,806)	0	(25,806)	Core reduction of one-time funding.
Core Reduction	371	7627	EE	0.00	0	(436,140)	0	(436,140)	Core reduction of excess authority.
			NET DEPARTMENT CHANGES	0.00	(87,139)	(461,946)	0	(549,085)	
DEPARTMENT CORE REQUEST									
			PS	69.00	3,360,527	1,920,363	76,389	5,357,279	
			EE	0.00	2,382,830	1,277,980	0	3,660,810	
			Total	69.00	5,743,357	3,198,343	76,389	9,018,089	
GOVERNOR'S RECOMMENDED CORE									
			PS	69.00	3,360,527	1,920,363	76,389	5,357,279	
			EE	0.00	2,382,830	1,277,980	0	3,660,810	
			Total	69.00	5,743,357	3,198,343	76,389	9,018,089	

DECISION ITEM SUMMARY

Budget Unit									
Decision Item	FY 2023	FY 2023	FY 2024	FY 2024	FY 2025	FY 2025	*****	*****	
Budget Object Summary	ACTUAL	ACTUAL	BUDGET	BUDGET	DEPT REQ	DEPT REQ	SECURED	SECURED	
Fund	DOLLAR	FTE	DOLLAR	FTE	DOLLAR	FTE	COLUMN	COLUMN	
DLS PERMANENCY									
CORE									
PERSONAL SERVICES									
GENERAL REVENUE	598,030	9.35	3,360,527	40.77	3,360,527	40.77	0	0.00	
TEMP ASSIST NEEDY FAM FEDERAL	124,694	1.97	236,427	3.65	236,427	3.65	0	0.00	
DEPT OF SOC SERV FEDERAL & OTH	437,572	7.00	1,683,936	23.39	1,683,936	23.39	0	0.00	
THIRD PARTY LIABILITY COLLECT	30,224	0.48	62,899	0.98	62,899	0.98	0	0.00	
CHILD SUPPORT ENFORCEMENT FUND	3,201	0.04	13,490	0.21	13,490	0.21	0	0.00	
TOTAL - PS	1,193,721	18.84	5,357,279	69.00	5,357,279	69.00	0	0.00	
EXPENSE & EQUIPMENT									
GENERAL REVENUE	1,883,729	0.00	2,469,969	0.00	2,382,830	0.00	0	0.00	
DEPT OF SOC SERV FEDERAL & OTH	261,088	0.00	1,739,926	0.00	1,277,980	0.00	0	0.00	
DSS FEDERAL STIMULUS	7,213	0.00	0	0.00	0	0.00	0	0.00	
TOTAL - EE	2,152,030	0.00	4,209,895	0.00	3,660,810	0.00	0	0.00	
TOTAL	3,345,751	18.84	9,567,174	69.00	9,018,089	69.00	0	0.00	
GRAND TOTAL	\$3,345,751	18.84	\$9,567,174	69.00	\$9,018,089	69.00	\$0	0.00	

FLEXIBILITY REQUEST FORM

BUDGET UNIT NUMBER: 88915C BUDGET UNIT NAME: DLS Permanency HOUSE BILL SECTION: 11.075	DEPARTMENT: Department of Social Services DIVISION: Division of Legal Services
---	---

1. Provide the amount by fund of personal service flexibility and the amount by fund of expense and equipment flexibility you are requesting in dollar and percentage terms and explain why the flexibility is needed. If flexibility is being requested among divisions, provide the amount by fund of flexibility you are requesting in dollar and percentage terms and explain why the flexibility is needed.

DEPARTMENT REQUEST

DSS is requesting 25% from EE to PS and up to 50% from PS to EE.

2. Estimate how much flexibility will be used for the budget year. How much flexibility was used in the Prior Year Budget and the Current Year Budget? Please specify the amount.

PRIOR YEAR ACTUAL AMOUNT OF FLEXIBILITY USED	CURRENT YEAR ESTIMATED AMOUNT OF FLEXIBILITY THAT WILL BE USED	BUDGET REQUEST ESTIMATED AMOUNT OF FLEXIBILITY THAT WILL BE USED
N/A	Up to 25% from EE to PS and up to 50% from PS to EE	Up to 25% from EE to PS and up to 50% from PS to EE

3. Please explain how flexibility was used in the prior and/or current years.

PRIOR YEAR EXPLAIN ACTUAL USE	CURRENT YEAR EXPLAIN PLANNED USE
N/A	Flexibility would be used to effectively manage resources as needed for FTE or EE expenditures.

FLEXIBILITY REQUEST FORM

BUDGET UNIT NUMBER: 88915C BUDGET UNIT NAME: DLS Permanency HOUSE BILL SECTION: 11.075	DEPARTMENT: Department of Social Services DIVISION: Division of Legal Services
---	---

1. Provide the amount by fund of personal service flexibility and the amount by fund of expense and equipment flexibility you are requesting in dollar and percentage terms and explain why the flexibility is needed. If flexibility is being requested among divisions, provide the amount by fund of flexibility you are requesting in dollar and percentage terms and explain why the flexibility is needed.

DEPARTMENT REQUEST

10% flexibility is requested between the following sections: 11.075 (DLS Permanency Attorneys), 11.330 (Children's Treatment Services), 11.335 (Foster Care), 11.340 (Foster Care Maintenance), 11.355 (Residential Treatment), 11.375 (Adoption and Guardianship), 11.380 (Foster Care and Adoption savings), and 11.385 (Independent and Transitional Living).

2. Estimate how much flexibility will be used for the budget year. How much flexibility was used in the Prior Year Budget and the Current Year Budget? Please specify the amount.

PRIOR YEAR ACTUAL AMOUNT OF FLEXIBILITY USED	CURRENT YEAR ESTIMATED AMOUNT OF FLEXIBILITY THAT WILL BE USED	BUDGET REQUEST ESTIMATED AMOUNT OF FLEXIBILITY THAT WILL BE USED
N/A	N/A	Up to 10% flexibility will be used.

3. Please explain how flexibility was used in the prior and/or current years.

PRIOR YEAR EXPLAIN ACTUAL USE	CURRENT YEAR EXPLAIN PLANNED USE
N/A	Flexibility allows for CD to move authority between program sections to ensure payroll obligations are met and services continue to be provided without disruption or delay. Flex allows CD to shift authority to sections where there is need. The DLS Permanency section pays for non-reoccurring legal fees which pass through FACES payroll.

DECISION ITEM DETAIL

Budget Unit	FY 2023	FY 2023	FY 2024	FY 2024	FY 2025	FY 2025	*****	*****
Decision Item	ACTUAL	ACTUAL	BUDGET	BUDGET	DEPT REQ	DEPT REQ	SECURED	SECURED
Budget Object Class	DOLLAR	FTE	DOLLAR	FTE	DOLLAR	FTE	COLUMN	COLUMN
DLS PERMANENCY								
CORE								
LEGAL COUNSEL	1,124,931	17.20	5,357,279	69.00	5,273,933	67.00	0	0.00
MISCELLANEOUS PROFESSIONAL	6,045	0.09	0	0.00	0	0.00	0	0.00
SPECIAL ASST PROFESSIONAL	9,497	0.20	0	0.00	0	0.00	0	0.00
LEGAL ASSISTANT	53,248	1.35	0	0.00	83,346	2.00	0	0.00
TOTAL - PS	1,193,721	18.84	5,357,279	69.00	5,357,279	69.00	0	0.00
TRAVEL, IN-STATE	49,766	0.00	2,275	0.00	3,135	0.00	0	0.00
FUEL & UTILITIES	0	0.00	943	0.00	943	0.00	0	0.00
SUPPLIES	2,900	0.00	2,012	0.00	2,112	0.00	0	0.00
PROFESSIONAL DEVELOPMENT	4,319	0.00	1,157	0.00	2,157	0.00	0	0.00
COMMUNICATION SERV & SUPP	0	0.00	3,216	0.00	3,216	0.00	0	0.00
PROFESSIONAL SERVICES	2,094,141	0.00	4,189,399	0.00	3,641,581	0.00	0	0.00
HOUSEKEEPING & JANITORIAL SERV	0	0.00	8,893	0.00	5,666	0.00	0	0.00
M&R SERVICES	0	0.00	2,000	0.00	2,000	0.00	0	0.00
MISCELLANEOUS EXPENSES	904	0.00	0	0.00	0	0.00	0	0.00
TOTAL - EE	2,152,030	0.00	4,209,895	0.00	3,660,810	0.00	0	0.00
GRAND TOTAL	\$3,345,751	18.84	\$9,567,174	69.00	\$9,018,089	69.00	\$0	0.00
GENERAL REVENUE	\$2,481,759	9.35	\$5,830,496	40.77	\$5,743,357	40.77		0.00
FEDERAL FUNDS	\$830,567	8.97	\$3,660,289	27.04	\$3,198,343	27.04		0.00
OTHER FUNDS	\$33,425	0.52	\$76,389	1.19	\$76,389	1.19		0.00

PROGRAM DESCRIPTION

Department: Social Services

HB Section(s): 11.075

Program Name: Division of Legal Services Permanency

Program is found in the following core budget(s): Division of Legal Services Permanency

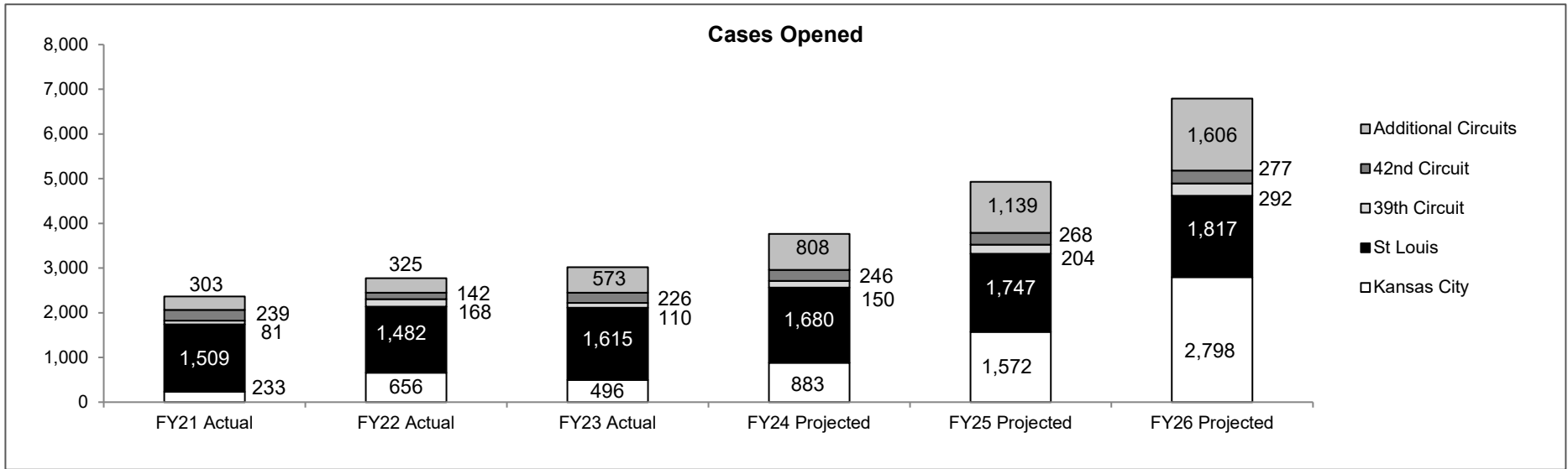
1a. What strategic priority does this program address?

Legal services to facilitate permanency for kids in CD custody

1b. What does this program do?

The permanency attorneys provide comprehensive legal support to the department with a focus on achieving permanency for children in the custody of Children's Division. The permanency attorneys work closely with Children's Division with many attorneys embedded in the CD offices. These attorneys work with CD in facilitating case management in conjunction with applicable law and represent the department in juvenile court hearings and other forums.

2a. Provide an activity measure(s) for the program



PROGRAM DESCRIPTION

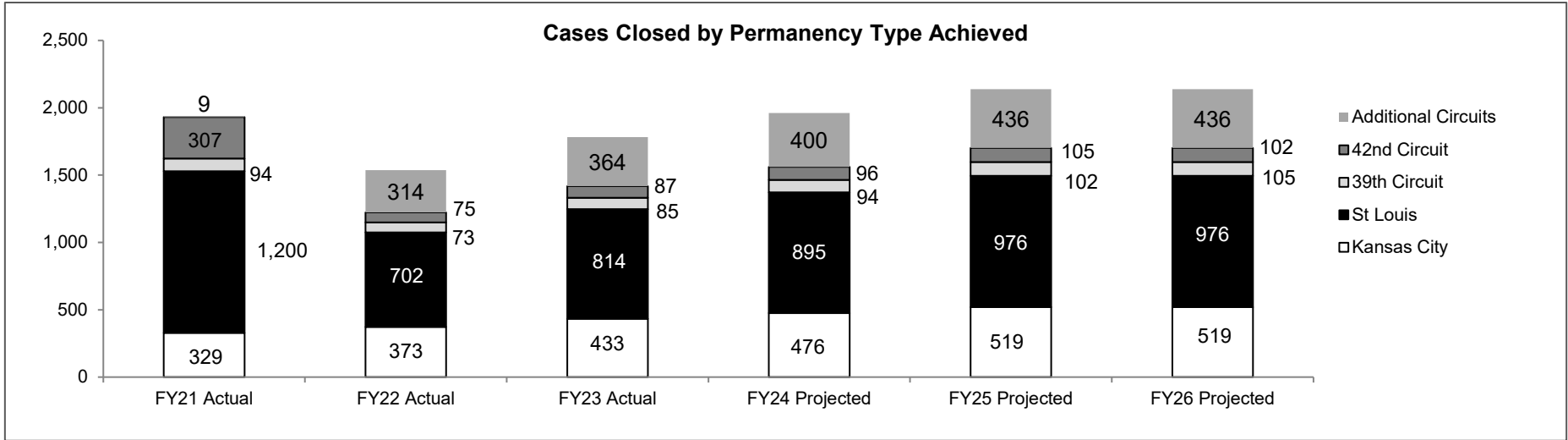
Department: Social Services

HB Section(s): 11.075

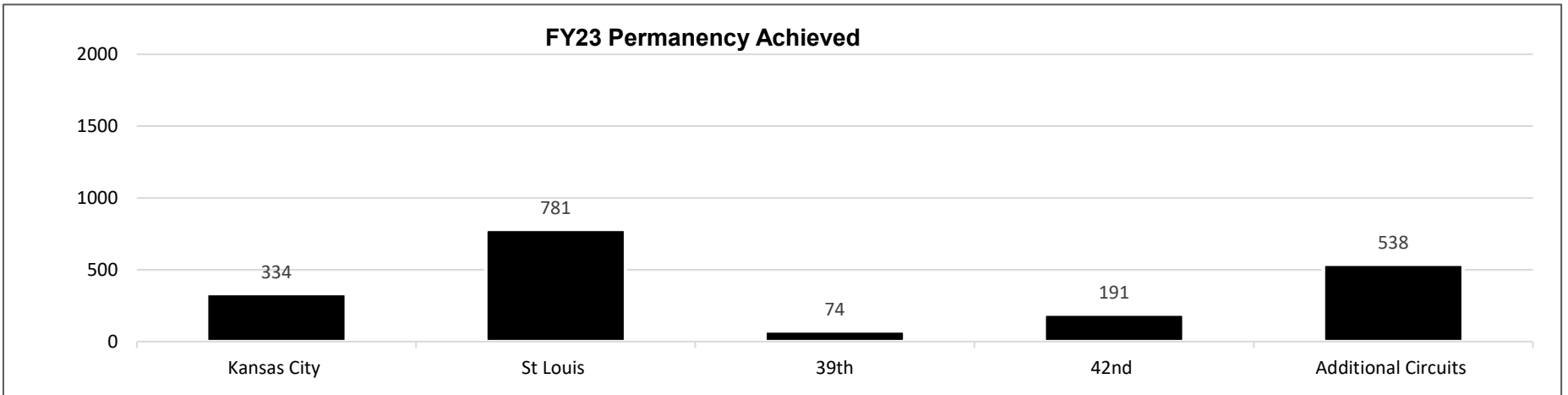
Program Name: Division of Legal Services Permanency

Program is found in the following core budget(s): Division of Legal Services Permanency

2b. Provide a measure(s) of the program's quality.



2c. Provide a measure(s) of the program's impact.



PROGRAM DESCRIPTION

Department: Social Services

HB Section(s): 11.075

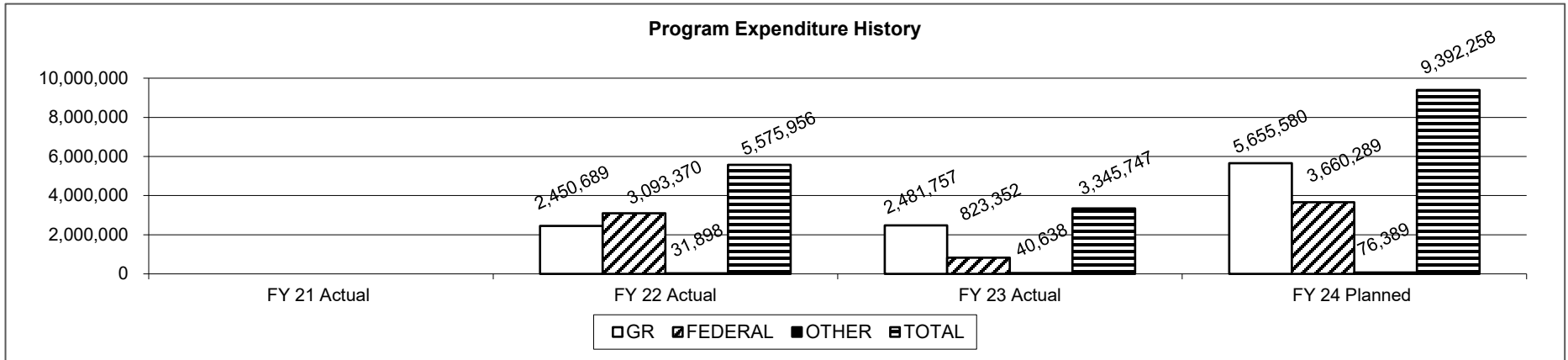
Program Name: Division of Legal Services Permanency

Program is found in the following core budget(s): Division of Legal Services Permanency

2d. Provide a measure(s) of the program's efficiency.

	# of Attorneys	# of Cases
FY21 Actual	31	3,973
FY22 Actual	43	6,666
FY23 Actual	56	10,647
FY24 Projected	76	14,440
FY25 Projected	86	16,340
FY26 Projected	86	16,340

3. Provide actual expenditures for the prior three fiscal years and planned expenditures for the current fiscal year. (Note: Amounts do not include fringe benefit costs.)



Appropriation established in FY2022. Planned FY 2024 expenditures are net of reserves and reverted.

PROGRAM DESCRIPTION

Department: Social Services

HB Section(s): 11.075

Program Name: Division of Legal Services Permanency

Program is found in the following core budget(s): Division of Legal Services Permanency

4. What are the sources of the "Other " funds?

Third Party Liability Collections Fund (0120), Child Support Enforcement Collections Fund (0169).

5. What is the authorization for this program, i.e., federal or state statute, etc.? (Include the federal program number, if applicable.)

Chapters 207, 210, 211, 219, 452, 453, 455, 475, 536, 660; 42 USC §5106a; 42 USC §§670-680; 42 USC 9858; §470 of SSA; 42 USC §674(a)(3); 45 CFR §1356.60(c); US HHS ACF policy.

6. Are there federal matching requirements? If yes, please explain.

Expenditures are allocated in accordance with the methodology outlined in the department's cost allocation plan and charged to corresponding grants or used as maintenance of effort as appropriate.

7. Is this a federally mandated program? If yes, please explain.

DSS to expand the Title IV-E program in Missouri and pass through available, Title IV-E federal funding to counties and juvenile courts for the purpose of providing high quality legal representation to parents and children in dependency and Termination of Parental Rights (TPR) cases in juvenile or family court. Recent studies from other states have shown that children in foster care gain better and faster outcomes when the child and parents are effectively represented by legal counsel in dependency cases. Federal law and policy now authorizes state Title IV-E agencies to claim federal funds for partial reimbursement of allowable administrative and training costs for legal representation for children and parents in dependence cases.

Core – DLS

**Permanency Courts Title
IV-E Reimbursements**

CORE DECISION ITEM

Department: Social Services
Division: Legal Services Permanency
Core: Legal Services Permanency Courts Title IV-E Reimbursements

Budget Unit: 88920C
HB Section: 11.075

1. CORE FINANCIAL SUMMARY

	FY 2025 Budget Request			
	GR	Federal	Other	Total
PS	0	0	0	0
EE	0	600,000	0	600,000
PSD			0	0
TRF	0	0	0	0
Total	0	600,000	0	600,000
FTE	0.00	0.00	0.00	0.00

	FY 2025 Governor's Recommendation			
	GR	Federal	Other	Total
PS	0	0	0	0
EE	0	0	0	0
PSD	0	0	0	0
TRF	0	0	0	0
Total	0	0	0	0
FTE	0.00	0.00	0.00	0.00

Est. Fringe	0	0	0	0
--------------------	---	---	---	---

Note: Fringes budgeted in House Bill 5 except for certain fringes budgeted directly to MoDOT, Highway Patrol, and Conservation.

Est. Fringe	0	0	0	0
--------------------	---	---	---	---

Note: Fringes budgeted in House Bill 5 except for certain fringes budgeted directly to MoDOT, Highway Patrol, and Conservation.

Other Funds:

Other Funds:

2. CORE DESCRIPTION

The Division of Legal Services (DLS) provides Title IV-E reimbursements to counties, the City of St. Louis, and other organizations who receive public dollars for the legal representation of parents and children in juvenile or family courts.

3. PROGRAM LISTING (list programs included in this core funding)

Title IV-E Legal Representation

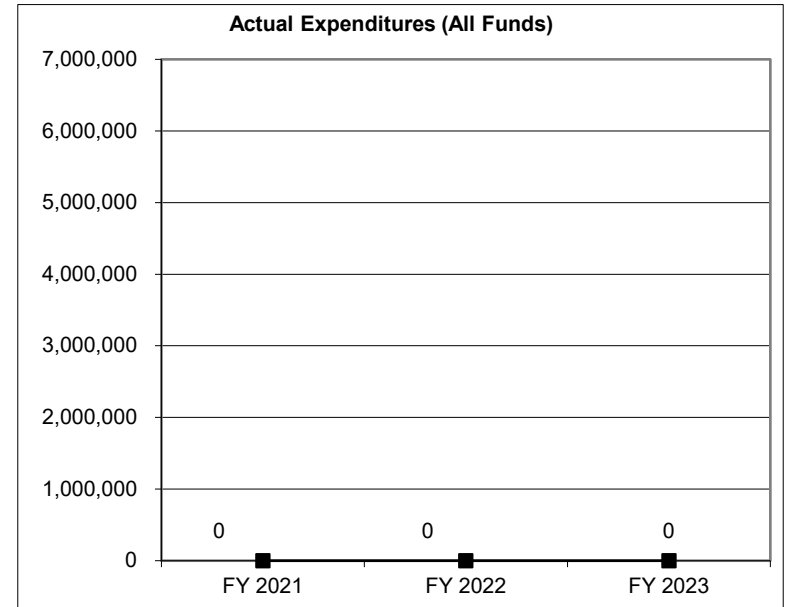
CORE DECISION ITEM

Department: Social Services
Division: Legal Services Permanency
Core: Legal Services Permanency Courts Title IV-E Reimbursements

Budget Unit: 88920C
HB Section: 0.000

4. FINANCIAL HISTORY

	FY 2021 Actual	FY 2022 Actual	FY 2023 Actual	FY 2024 Current Yr.
Appropriation (All Funds)	0	0	0	600,000
Less Reverted (All Funds)	0	0	0	0
Less Restricted (All Funds)	0	0	0	0
Budget Authority (All Funds)	0	0	0	600,000
Actual Expenditures (All Funds)	0	0	0	N/A
Unexpended (All Funds)	0	0	0	N/A
Unexpended, by Fund:				
General Revenue	0	0	0	N/A
Federal	0	0	0	N/A
Other	0	0	0	N/A
				(1)



*Current Year restricted amount is as of September 1, 2023.

Reverted includes the statutory three- percent reserve (when applicable).
 Restricted includes any Governor's Expenditure Restriction (when applicable).

NOTES:

(1) FY 2024 - New appropriation for Legal Services Permanency Courts Title IVE Reimbursement.

CORE RECONCILIATION DETAIL

**DEPARTMENT OF SOCIAL SERVICES
DLS PERM COURTS TITLE IVE REMB**

5. CORE RECONCILIATION DETAIL

	Budget Class	FTE	GR	Federal	Other	Total	Explanation
TAFP AFTER VETOES							
	PD	0.00	0	600,000	0	600,000	
	Total	0.00	0	600,000	0	600,000	
DEPARTMENT CORE REQUEST							
	PD	0.00	0	600,000	0	600,000	
	Total	0.00	0	600,000	0	600,000	
GOVERNOR'S RECOMMENDED CORE							
	PD	0.00	0	600,000	0	600,000	
	Total	0.00	0	600,000	0	600,000	

DECISION ITEM SUMMARY

Budget Unit									
Decision Item	FY 2023	FY 2023	FY 2024	FY 2024	FY 2025	FY 2025	*****	*****	
Budget Object Summary	ACTUAL	ACTUAL	BUDGET	BUDGET	DEPT REQ	DEPT REQ	SECURED	SECURED	
Fund	DOLLAR	FTE	DOLLAR	FTE	DOLLAR	FTE	COLUMN	COLUMN	
DLS PERM COURTS TITLE IVE REMB									
CORE									
PROGRAM-SPECIFIC									
DEPT OF SOC SERV FEDERAL & OTH	0	0.00	600,000	0.00	600,000	0.00	0	0.00	
TOTAL - PD	0	0.00	600,000	0.00	600,000	0.00	0	0.00	
TOTAL	0	0.00	600,000	0.00	600,000	0.00	0	0.00	
GRAND TOTAL	\$0	0.00	\$600,000	0.00	\$600,000	0.00	\$0	0.00	

DECISION ITEM DETAIL

Budget Unit	FY 2023	FY 2023	FY 2024	FY 2024	FY 2025	FY 2025	*****	*****
Decision Item	ACTUAL	ACTUAL	BUDGET	BUDGET	DEPT REQ	DEPT REQ	SECURED	SECURED
Budget Object Class	DOLLAR	FTE	DOLLAR	FTE	DOLLAR	FTE	COLUMN	COLUMN
DLS PERM COURTS TITLE IVE REMB								
CORE								
PROGRAM DISTRIBUTIONS	0	0.00	600,000	0.00	600,000	0.00	0	0.00
TOTAL - PD	0	0.00	600,000	0.00	600,000	0.00	0	0.00
GRAND TOTAL	\$0	0.00	\$600,000	0.00	\$600,000	0.00	\$0	0.00
GENERAL REVENUE	\$0	0.00	\$0	0.00	\$0	0.00		0.00
FEDERAL FUNDS	\$0	0.00	\$600,000	0.00	\$600,000	0.00		0.00
OTHER FUNDS	\$0	0.00	\$0	0.00	\$0	0.00		0.00

PROGRAM DESCRIPTION

Department: Social Services

HB Section(s): 11.075

Program Name: Division of Legal Services Permanency

Program is found in the following core budget(s): Division of Legal Services Permanency Title IV-E Legal Representation

1a. What strategic priority does this program address?

Legal services to facilitate permanency for kids in CD custody

1b. What does this program do?

Title IV-E reimbursements to counties, the City of St. Louis, and other organizations who receive public dollars for the legal representation of parents and children in juvenile or family courts. DSS uses the available Title IV-E funding to counties and juvenile courts for the purpose of providing high quality legal representation to parents and children in dependency cases in juvenile and family court. Recent studies from other states have shown that children in foster care get better and quicker outcomes when the child and parents are effectively represented by legal counsel in dependency cases. Federal law and policy now now authorizes state Title IV-E agencies to claim federal funds for partial reimbursement of allowable administrative and training costs for legal representation for children and parents in dependency cases.

State law authorizes the juvenile/family courts to appoint lawyers to represent children and indigent parents in dependency cases in juvenile court. Supreme Court Rule 115.02 and Rule 115.03. In dependency cases these costs are paid by counties with local government funds. In TPR cases, Courts sometimes order DSS/CD to pay for the legal fees and costs for parents and guardian ad litem (GALs) for children. DSS will use county and local government funds in dependency cases for the state share to claim federal Title IV-E matching funds, and then pass through the federal funds back to the counties to provide an enhanced level of effort to expand the quantity and quality of legal services available in the local courts. Counties have to meet county specific, maintenance of effort and training requirements to ensure that these monies supplement and enhance, rather than replace current levels of local funding with federal dollars. DSS, Office of State Courts Administrator and the Supreme Court of Missouri are collaborating on this project. Federal funds are available at the 50% administrative rate.

2a. Provide an activity measure(s) for the program

Performance measures are not included as this is a pass-through program.

2b. Provide a measure(s) of the program's quality.

Performance measures are not included as this is a pass-through program.

2c. Provide a measure(s) of the program's impact.

Performance measures are not included as this is a pass-through program.

2d. Provide a measure(s) of the program's efficiency.

Performance measures are not included as this is a pass-through program.

PROGRAM DESCRIPTION


Department: Social Services

HB Section(s): 11.075

Program Name: Division of Legal Services Permanency

Program is found in the following core budget(s): Division of Legal Services Permanency Title IV-E Legal Representation

3. Provide actual expenditures for the prior three fiscal years and planned expenditures for the current fiscal year. (Note: Amounts do not include fringe benefit costs.)



4. What are the sources of the "Other " funds?

N/A

5. What is the authorization for this program, i.e., federal or state statute, etc.? (Include the federal program number, if applicable.)

§470 of the Social Security Act. 42 USC §674(a)(3), 45 CFR § 1356.60(c). US HHS ACF policy.

6. Are there federal matching requirements? If yes, please explain.

Expenditures are allocated in accordance with the methodology outlined in the department's cost allocation plan and charged to corresponding grants or used as maintenance of effort as appropriate.

7. Is this a federally mandated program? If yes, please explain.

No, this is not a federally mandated program.

**Core – DLS Permanency
Non-Recurring Legal
Fees**

CORE DECISION ITEM

Department: Social Services
 Division: Legal Services Permanency
 Core: Legal Services Permanency Non-Recurring Legal Fees

Budget Unit: 88918C
 HB Section: 11.075

1. CORE FINANCIAL SUMMARY

	FY 2025 Budget Request			
	GR	Federal	Other	Total
PS				0
EE	1,319,345	834,955	0	2,154,300
PSD	700,000	400,000	0	1,100,000
TRF	0	0	0	0
Total	2,019,345	1,234,955	0	3,254,300
FTE	0.00	0.00	0.00	0.00

	FY 2025 Governor's Recommendation			
	GR	Federal	Other	Total
PS	0	0	0	0
EE	0	0	0	0
PSD	0	0	0	0
TRF	0	0	0	0
Total	0	0	0	0
FTE	0.00	0.00	0.00	0.00

Est. Fringe	0	0	0	0
--------------------	---	---	---	---

Note: Fringes budgeted in House Bill 5 except for certain fringes budgeted directly to MoDOT, Highway Patrol, and Conservation.

Est. Fringe	0	0	0	0
--------------------	---	---	---	---

Note: Fringes budgeted in House Bill 5 except for certain fringes budgeted directly to MoDOT, Highway Patrol, and Conservation.

Other Funds: N/A

Other Funds:

2. CORE DESCRIPTION

The Division of Legal Services (DLS) provides non-recurring adoption or legal guardianship expenses related to permanency, including but not limited to: reasonable and necessary adoption fees, court costs, attorney fees and other expensed which are directly related to the legal adoption or legal guardianship.

3. PROGRAM LISTING (list programs included in this core funding)

Non-Recurring Legal Fees (NRLG)

CORE DECISION ITEM

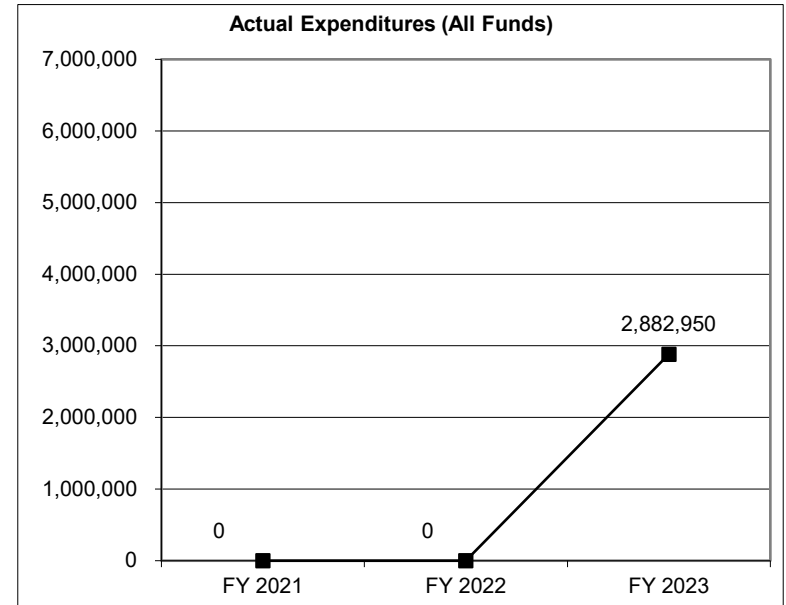
Department: Social Services
Division: Legal Services Permanency
Core: Legal Services Permanency Non-Recurring Legal Fees

Budget Unit: 88918C

HB Section: 11.075

4. FINANCIAL HISTORY

	FY 2021 Actual	FY 2022 Actual	FY 2023 Actual	FY 2024 Current Yr.
Appropriation (All Funds)	0	0	3,254,300	3,254,300
Less Reverted (All Funds)	0	0	(60,581)	(60,581)
Less Restricted (All Funds)	0	0	0	0
Budget Authority (All Funds)	0	0	3,193,719	3,193,719
Actual Expenditures (All Funds)	0	0	2,882,950	N/A
Unexpended (All Funds)	0	0	310,769	N/A
Unexpended, by Fund:				
General Revenue	0	0	6,705	N/A
Federal	0	0	304,064	N/A
Other	0	0	0	N/A
			(1)	



*Current Year restricted amount is as of September 1, 2023.

Reverted includes the statutory three- percent reserve (when applicable).
 Restricted includes any Governor's Expenditure Restriction (when applicable).

NOTES:

(1) FY 2023 - New Appropriation added for NRLG.

CORE RECONCILIATION DETAIL

**DEPARTMENT OF SOCIAL SERVICES
DLS PERM NRLG**

5. CORE RECONCILIATION DETAIL

				Budget Class	FTE	GR	Federal	Other	Total	Explanation
TAFP AFTER VETOES										
				EE	0.00	2,019,345	1,234,955	0	3,254,300	
				Total	0.00	2,019,345	1,234,955	0	3,254,300	
DEPARTMENT CORE ADJUSTMENTS										
Core Reallocation	375	1420	EE	0.00	0	(200,000)	0	0	(200,000)	Core reallocation from EE to PSD to align with expenditures made on the FACES payroll.
Core Reallocation	375	1417	EE	0.00	(200,000)	0	0	0	(200,000)	Core reallocation from EE to PSD to align with expenditures made on the FACES payroll.
Core Reallocation	375	1414	EE	0.00	0	(200,000)	0	0	(200,000)	Core reallocation from EE to PSD to align with expenditures made on the FACES payroll.
Core Reallocation	375	1411	EE	0.00	(500,000)	0	0	0	(500,000)	Core reallocation from EE to PSD to align with expenditures made on the FACES payroll.
Core Reallocation	375	1414	PD	0.00	0	200,000	0	0	200,000	Core reallocation from EE to PSD to align with expenditures made on the FACES payroll.
Core Reallocation	375	1417	PD	0.00	200,000	0	0	0	200,000	Core reallocation from EE to PSD to align with expenditures made on the FACES payroll.
Core Reallocation	375	1411	PD	0.00	500,000	0	0	0	500,000	Core reallocation from EE to PSD to align with expenditures made on the FACES payroll.

CORE RECONCILIATION DETAIL

**DEPARTMENT OF SOCIAL SERVICES
DLS PERM NRLG**

5. CORE RECONCILIATION DETAIL

	Budget Class	FTE	GR	Federal	Other	Total	Explanation
DEPARTMENT CORE ADJUSTMENTS							
Core Reallocation	375 1420 PD	0.00	0	200,000	0	200,000	Core reallocation from EE to PSD to align with expenditures made on the FACES payroll.
NET DEPARTMENT CHANGES		0.00	0	0	0	0	
DEPARTMENT CORE REQUEST							
	EE	0.00	1,319,345	834,955	0	2,154,300	
	PD	0.00	700,000	400,000	0	1,100,000	
	Total	0.00	2,019,345	1,234,955	0	3,254,300	
GOVERNOR'S RECOMMENDED CORE							
	EE	0.00	1,319,345	834,955	0	2,154,300	
	PD	0.00	700,000	400,000	0	1,100,000	
	Total	0.00	2,019,345	1,234,955	0	3,254,300	

DECISION ITEM SUMMARY

Budget Unit									
Decision Item	FY 2023	FY 2023	FY 2024	FY 2024	FY 2025	FY 2025	*****	*****	
Budget Object Summary	ACTUAL	ACTUAL	BUDGET	BUDGET	DEPT REQ	DEPT REQ	SECURED	SECURED	
Fund	DOLLAR	FTE	DOLLAR	FTE	DOLLAR	FTE	COLUMN	COLUMN	
DLS PERM NRLG									
CORE									
EXPENSE & EQUIPMENT									
GENERAL REVENUE	0	0.00	2,019,345	0.00	1,319,345	0.00	0	0.00	
TEMP ASSIST NEEDY FAM FEDERAL	0	0.00	408,177	0.00	208,177	0.00	0	0.00	
DEPT OF SOC SERV FEDERAL & OTH	0	0.00	826,778	0.00	626,778	0.00	0	0.00	
TOTAL - EE	0	0.00	3,254,300	0.00	2,154,300	0.00	0	0.00	
PROGRAM-SPECIFIC									
GENERAL REVENUE	1,952,059	0.00	0	0.00	700,000	0.00	0	0.00	
TEMP ASSIST NEEDY FAM FEDERAL	360,560	0.00	0	0.00	200,000	0.00	0	0.00	
DEPT OF SOC SERV FEDERAL & OTH	570,331	0.00	0	0.00	200,000	0.00	0	0.00	
TOTAL - PD	2,882,950	0.00	0	0.00	1,100,000	0.00	0	0.00	
TOTAL	2,882,950	0.00	3,254,300	0.00	3,254,300	0.00	0	0.00	
GRAND TOTAL	\$2,882,950	0.00	\$3,254,300	0.00	\$3,254,300	0.00	\$0	0.00	

DECISION ITEM DETAIL

Budget Unit	FY 2023	FY 2023	FY 2024	FY 2024	FY 2025	FY 2025	*****	*****
Decision Item	ACTUAL	ACTUAL	BUDGET	BUDGET	DEPT REQ	DEPT REQ	SECURED	SECURED
Budget Object Class	DOLLAR	FTE	DOLLAR	FTE	DOLLAR	FTE	COLUMN	COLUMN
DLS PERM NRLG								
CORE								
PROFESSIONAL SERVICES	0	0.00	3,254,300	0.00	2,154,300	0.00	0	0.00
TOTAL - EE	0	0.00	3,254,300	0.00	2,154,300	0.00	0	0.00
PROGRAM DISTRIBUTIONS	2,882,950	0.00	0	0.00	1,100,000	0.00	0	0.00
TOTAL - PD	2,882,950	0.00	0	0.00	1,100,000	0.00	0	0.00
GRAND TOTAL	\$2,882,950	0.00	\$3,254,300	0.00	\$3,254,300	0.00	\$0	0.00
GENERAL REVENUE	\$1,952,059	0.00	\$2,019,345	0.00	\$2,019,345	0.00		0.00
FEDERAL FUNDS	\$930,891	0.00	\$1,234,955	0.00	\$1,234,955	0.00		0.00
OTHER FUNDS	\$0	0.00	\$0	0.00	\$0	0.00		0.00

PROGRAM DESCRIPTION

Department: Social Services

HB Section(s): 11.075

Program Name: Division of Legal Services Permanency

Program is found in the following core budget(s): Division of Legal Services Permanency Non-Recurring Legal Fees (NRLG)

1a. What strategic priority does this program address?

To provide legal services to facilitate and achieve permanency for kids in CD custody

1b. What does this program do?

This program provides funding for non-recurring adoption or legal guardianship expenses related to permanency, including but not limited to: reasonable and necessary attorney's fees, court costs, publication expenses, and Guardian Ad Litem (GAL) costs for the adoptive parent(s) or guardian(s) which are directly related to the legal adoption or legal guardianship.

2a. Provide an activity measure(s) for the program

Please see the main Division of Legal Services Permanency program description for measures.

2b. Provide a measure(s) of the program's quality.

Please see the main Division of Legal Services Permanency program description for measures.

2c. Provide a measure(s) of the program's impact.

Please see the main Division of Legal Services Permanency program description for measures.

2d. Provide a measure(s) of the program's efficiency.

Please see the main Division of Legal Services Permanency program description for measures.

PROGRAM DESCRIPTION


Department: Social Services

HB Section(s): 11.075

Program Name: Division of Legal Services Permanency

Program is found in the following core budget(s): Division of Legal Services Permanency Non-Recurring Legal Fees (NRLG)

3. Provide actual expenditures for the prior three fiscal years and planned expenditures for the current fiscal year. (Note: Amounts do not include fringe benefit costs.)



Appropriation established in FY2023. Planned FY 2024 expenditures are net of reverted.

4. What are the sources of the "Other " funds?

N/A

5. What is the authorization for this program, i.e., federal or state statute, etc.? (Include the federal program number, if applicable.)

NRLG services dates must be on the subsidy contract prior to the finalization of the adoption or guardianship and including the date of the finalization of the adoption or guardianship. This is a nonrecurring expense and include the entitlement of GAL fees per 453.025 RSMo.

6. Are there federal matching requirements? If yes, please explain.

Children and youth receiving services from the Children's Division are grouped into two categories for expenditure purposes - Homeless Dependent and Neglected (HDN) and Title IV-E eligible. Expenditures for HDN children and youth are 100% state-funded or TANF funded. Expenditures on behalf of Title IV-E eligible children and youth are reimbursable at the IV-E program rate, which is the FMAP (Federal Medical Assistance Percentage). The FMAP fluctuates annually based on state and national economic and population data, but generally, the state matching requirement is around 35% and the federal match is around 65%. There is a 50% state match (50% federal earned) for IV-E administrative costs. Expenditures related to TANF are reimbursable at 100% federal unless identified as maintenance of effort.

7. Is this a federally mandated program? If yes, please explain.

The federal Child Welfare Act and the federal Child Abuse Prevention and Treatment Act obligate Missouri to care for children who are abused and neglected.

**Core – DLS Permanency
Parents Title IV-E**

CORE DECISION ITEM

Department: Social Services

Budget Unit: 88919C

Division: Legal Services Permanency

Core: Legal Services Permanency Parents Title IV-E

HB Section: 11.075

1. CORE FINANCIAL SUMMARY

	FY 2025 Budget Request			
	GR	Federal	Other	Total
PS	0	0	0	0
EE	0	150,000	0	150,000
PSD		0	0	0
TRF	0	0	0	0
Total	0	150,000	0	150,000
FTE	0.00	0.00	0.00	0.00

	FY 2025 Governor's Recommendation			
	GR	Federal	Other	Total
PS	0	0	0	0
EE	0	0	0	0
PSD	0	0	0	0
TRF	0	0	0	0
Total	0	0	0	0
FTE	0.00	0.00	0.00	0.00

Est. Fringe	0	0	0	0
--------------------	---	---	---	---

Note: Fringes budgeted in House Bill 5 except for certain fringes budgeted directly to MoDOT, Highway Patrol, and Conservation.

Est. Fringe	0	0	0	0
--------------------	---	---	---	---

Note: Fringes budgeted in House Bill 5 except for certain fringes budgeted directly to MoDOT, Highway Patrol, and Conservation.

Other Funds:

Other Funds:

2. CORE DESCRIPTION

The Division of Legal Services (DLS) provides comprehensive legal support to all program and support divisions in the Department of Social Services (DSS) to assist division staff with accomplishing the Department's goals and objectives. DLS staff perform functions in four major categories: General Counsel, Litigation, Administrative Hearings, and Investigations.

3. PROGRAM LISTING (list programs included in this core funding)

Permanency Parents Title I-VE

CORE DECISION ITEM

Department: Social Services
Division: Legal Services Permanency
Core: Legal Services Permanency Parents Title IV-E

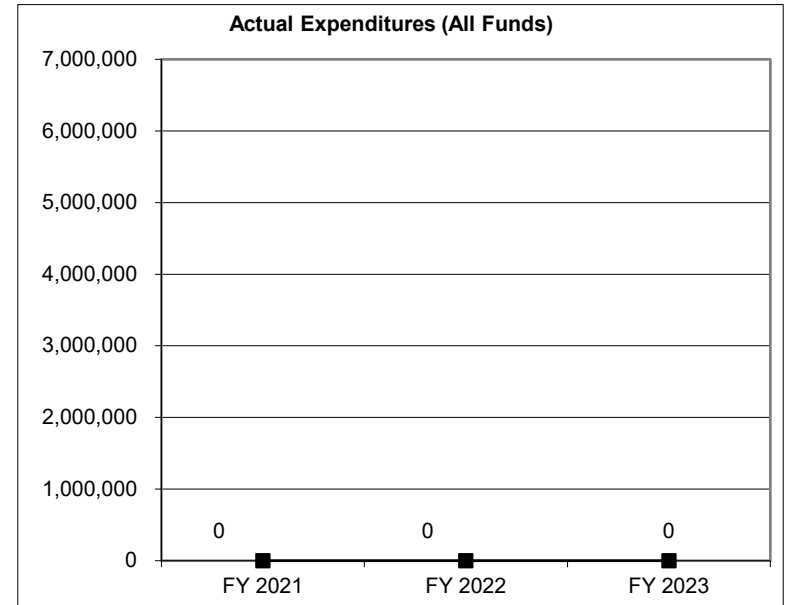
Budget Unit: 88919C

HB Section: 11.075

4. FINANCIAL HISTORY

	FY 2021 Actual	FY 2022 Actual	FY 2023 Actual	FY 2024 Current Yr.
Appropriation (All Funds)	0	0	150,000	150,000
Less Reverted (All Funds)	0	0	0	0
Less Restricted (All Funds)	0	0	0	0
Budget Authority (All Funds)	0	0	150,000	150,000
Actual Expenditures (All Funds)	0	0	0	N/A
Unexpended (All Funds)	0	0	150,000	N/A
Unexpended, by Fund:				
General Revenue	0	0	0	N/A
Federal	0	0	150,000	N/A
Other	0	0		N/A

(1)



*Current Year restricted amount is as of September 1, 2023.

Reverted includes the statutory three- percent reserve (when applicable).
 Restricted includes any Governor's Expenditure Restriction (when applicable).

NOTES:

(1) FY 2023 - New Appropriation added for Parent Pilot Program.

CORE RECONCILIATION DETAIL

**DEPARTMENT OF SOCIAL SERVICES
DLS PERM PARENT**

5. CORE RECONCILIATION DETAIL

	Budget Class	FTE	GR	Federal	Other	Total	Explanation
TAFP AFTER VETOES	EE	0.00	0	150,000	0	150,000	
	Total	0.00	0	150,000	0	150,000	
DEPARTMENT CORE REQUEST	EE	0.00	0	150,000	0	150,000	
	Total	0.00	0	150,000	0	150,000	
GOVERNOR'S RECOMMENDED CORE	EE	0.00	0	150,000	0	150,000	
	Total	0.00	0	150,000	0	150,000	

DECISION ITEM SUMMARY

Budget Unit									
Decision Item	FY 2023	FY 2023	FY 2024	FY 2024	FY 2025	FY 2025	*****	*****	
Budget Object Summary	ACTUAL	ACTUAL	BUDGET	BUDGET	DEPT REQ	DEPT REQ	SECURED	SECURED	
Fund	DOLLAR	FTE	DOLLAR	FTE	DOLLAR	FTE	COLUMN	COLUMN	
DLS PERM PARENT									
CORE									
EXPENSE & EQUIPMENT									
DEPT OF SOC SERV FEDERAL & OTH	0	0.00	150,000	0.00	150,000	0.00	0	0.00	
TOTAL - EE	0	0.00	150,000	0.00	150,000	0.00	0	0.00	
TOTAL	0	0.00	150,000	0.00	150,000	0.00	0	0.00	
GRAND TOTAL	\$0	0.00	\$150,000	0.00	\$150,000	0.00	\$0	0.00	

DECISION ITEM DETAIL

Budget Unit	FY 2023	FY 2023	FY 2024	FY 2024	FY 2025	FY 2025	*****	*****
Decision Item	ACTUAL	ACTUAL	BUDGET	BUDGET	DEPT REQ	DEPT REQ	SECURED	SECURED
Budget Object Class	DOLLAR	FTE	DOLLAR	FTE	DOLLAR	FTE	COLUMN	COLUMN
DLS PERM PARENT								
CORE								
PROFESSIONAL SERVICES	0	0.00	150,000	0.00	150,000	0.00	0	0.00
TOTAL - EE	0	0.00	150,000	0.00	150,000	0.00	0	0.00
GRAND TOTAL	\$0	0.00	\$150,000	0.00	\$150,000	0.00	\$0	0.00
GENERAL REVENUE	\$0	0.00	\$0	0.00	\$0	0.00		0.00
FEDERAL FUNDS	\$0	0.00	\$150,000	0.00	\$150,000	0.00		0.00
OTHER FUNDS	\$0	0.00	\$0	0.00	\$0	0.00		0.00

PROGRAM DESCRIPTION

Department: Social Services

HB Section(s): 11.075

Program Name: Division of Legal Services Permanency

Program is found in the following core budget(s): Division of Legal Services Permanency Parent Pilot Program

1a. What strategic priority does this program address?

This program is being utilized to facilitate expansion of legal representation for parents and children within the foster care system. Representation is currently provided by individual counties.

1b. What does this program do?

This program provides a match for legal representation of parents and children, who have entered the foster care system due to abuse and/or neglect.

2a. Provide an activity measure(s) for the program

The Division of Legal services is currently working to create measures as this is a new program and has not had a full year of expenditures.

2b. Provide a measure(s) of the program's quality.

The Division of Legal services is currently working to create measures as this is a new program and has not had a full year of expenditures.

2c. Provide a measure(s) of the program's impact.

The Division of Legal services is currently working to create measures as this is a new program and has not had a full year of expenditures.

2d. Provide a measure(s) of the program's efficiency.

The Division of Legal services is currently working to create measures as this is a new program and has not had a full year of expenditures.

PROGRAM DESCRIPTION


Department: Social Services

HB Section(s): 11.075

Program Name: Division of Legal Services Permanency

Program is found in the following core budget(s): Division of Legal Services Permanency Parent Pilot Program

3. Provide actual expenditures for the prior three fiscal years and planned expenditures for the current fiscal year. (Note: Amounts do not include fringe benefit costs.)



Appropriation established in FY2023.

4. What are the sources of the "Other " funds?

N/A

5. What is the authorization for this program, i.e., federal or state statute, etc.? (Include the federal program number, if applicable.)

§470 of the Social Security Act. 42 USC §674(a)(3), 45 CFR § 1356.60(c). US HHS ACF policy.

6. Are there federal matching requirements? If yes, please explain.

Expenditures are allocated in accordance with the methodology outlined in the department's cost allocation plan and charged to corresponding grants or used as maintenance of effort as appropriate.

7. Is this a federally mandated program? If yes, please explain.

Although, this is not a federally mandated program. DSS to expand the Title IV-E program in Missouri and pass through available, Title IV-E federal funding to counties and juvenile courts for the purpose of providing high quality legal representation to parents and children in dependency and Termination of Parental Rights (TPR) cases in juvenile or family court. Recent studies from other states have shown that children in foster care gain better and faster outcomes when the child and parents are effectively represented by legal counsel in dependency cases. Federal law and policy now authorizes state Title IV-E agencies to claim federal funds for partial reimbursement of allowable administrative and training costs for legal representation for children and parents in dependence cases.

**Department of Social Services
Family Support Division**

**Fiscal Year 2025 Budget Request
Book 2 of 10**

Robert Knodell, Director

Table of Contents

TABLE OF CONTENTS

Family Support Division/DSS Budget Book 2 of 10

Department Request Summary	1
NDI- SB 45/90/106 Transitional Benefits	9
NDI- SB 45/90/106 Review Form Submission & MO Employment First Act	18
NDI- Public Health Emergency (PHE)	26
Core – Family Support Division Administration	34
Core – Income Maintenance Field Staff and Operations	48
Core – IM Call Center	75
NDI – FSD Call Center Bot	110
Core – Public Acute Care Hospital	117
Core – Family Support Division Staff Training	124
Core – Electronic Benefits Transfer (EBT)	136
Core – Polk County Trust.....	145
Core – FAMIS	152
NDI – FAMIS	162
Core – Missouri Eligibility and Determination System (MEDES).....	172
NDI – MEDES Adult Medicaid	223
NDI – MEDES ECM	230
Core – Eligibility Verification	238
Core – Food Nutrition.....	253
Core – Missouri Work Programs- Fathers and Families Support Center	266
Core – Missouri Work Programs- Save Our Sons	275
Core – Missouri Work Programs- Higher Aspirations	285
Core – Missouri Work Programs- Total Man Program.....	292
Core – Missouri Work Programs- Community Program for Youth.....	301

Family Support Division/DSS Budget Book 3 of 10

Core – Temporary Assistance- Cash Assistance	308
Core – Temporary Assistance- Integrated Student Support Services.....	317
Core – Temporary Assistance- Drew Lewis Foundation	327
Core – Temporary Assistance- Hope Missions	335
Core – Temporary Assistance- Morningstar Life Center	344

Core – Temporary Assistance- I Am King Foundation	352
Core – Temporary Assistance- St. Paul Mentoring	359
Core – The Village	366
Core – Annie Malone	374
Core – Healthy Marriage/Fatherhood	382
Core – Good Dads- Healthy Marriage Fatherhood.....	393
Core – Good Dads- Columbia.....	400
Core – Powerhouse- Columbia.....	404
Core – Adult Supplementation	411
Core – Supplemental Nursing Care	419
Core – Blind Pension	428
NDI – Blind Pension Rate Increase	438
Core – Blind Administration	445
Core – Services for the Visually Impaired.....	456
Core – STL Society for the Blind & Visually Impaired.....	469
Core – Business Enterprise	475
Core – Refugees and Legal Immigrants	482
Core – Child Support Field Staff and Operations	489
Core – Child Support Federal Grants	500
Core – Missouri Safe Access for Victims (MO-SAVES) Grant	506
Core – Child Support Enforcement Call Center.....	511
Core – Child Support Reimbursement to Counties.....	520
Core – Distribution Pass Through.....	530
Core – Debt Offset Escrow Transfer.....	537

Family Support Division/DSS Budget Book 4 of 10

Department Request Summary	544
TANF Block Grant.....	552
Core – Community Partnerships	553
Core – Missouri Mentoring Partnership	568
Core – Adolescent Program.....	579
Core – West Central MO Community	588
Core – Missouri Work Programs- SkillUP	597
Core – Missouri Work Programs- Adult High School.....	609
Core – Missouri Work Programs- Adult High School Expansion	623

Core – Missouri Work Programs- Jobs League	630
Core – Missouri Work Programs- Jobs for America’s Graduates (JAG)	640
Core – Missouri Work Programs- Community Work Support	648
Core – Missouri Work Programs- Foster Care Jobs Program	660
Core – Missouri Work Programs- Youth Build Works	667
Core – Missouri Work Programs- Youth Build Works KC	675
Core – Year Round Youth Jobs	680
Core – Missouri Work Programs- Employment Connection	684
Core – Missouri Work Programs- MOKAN Institute	693
Core – Missouri Work Programs- Mission St. Louis	702
Core – Missouri Work Programs- Porter House KC	711
Core – Missouri Work Programs- I Pour Life	718
Core – Missouri Work Programs- Southside Early Childhood	725
Core – Missouri Work Programs- Manasseh Ministry	732
Core – Missouri Work Programs- United Way Stl.....	739
Core – Missouri Work Programs- Megan Meier Foundation	746

Family Support Division/DSS Budget Book 5 of 10

Core – Temporary Assistance- Food Banks	753
Core – Temporary Assistance- ABC Today.....	761
Core – Temporary Assistance- Before and After School.....	767
Core – Temporary Assistance- Out of School Support.....	773
Core – Temporary Assistance- Midtown Youth	779
Core – Temporary Assistance- Cochran Youth	784
Core – Temporary Assistance- Living with Purpose	790
Core – Temporary Assistance- Serving Our Streets	799
Core – Temporary Assistance- Boys and Girls Club of Heartland	807
Core – Temporary Assistance- KANBES Markets.....	814
Core – Temporary Assistance- Chris Harris Foundation	821
Core – Temporary Assistance- Walls and Beyond	828
Core – Temporary Assistance- Alphabet Academy Facility KC.....	835
Core – Alternatives to Abortion	842
Core – Community Service Block Grant	853
Core – Emergency Solutions Grant Program CARES.....	868
Core – Food Distribution Program	877

Core – Energy Assistance	886
Core – Habitat for Humanity	905
Core – Domestic Violence	914
Core – Emergency Shelter Domestic Violence.....	927
Core – Shelters for Women	938
Core – Giving Hope & Help.....	946
Core – Synergy Housing Project.....	953
Core – Victims of Crime Act (VOCA) Admin.....	960
Core – Victims of Crime Act (VOCA) Program	969
Core – Assist Victims of Sexual Assault	987

Department Request Summary

DEPARTMENT OF SOCIAL SERVICES
FISCAL YEAR 2025 BRASS SECTION SUMMARY

H.B. Sec.	Decision Item Name	2025 Department Request				
		FTE	GR	FF	OF	Total
11.100	Family Support Administration					
	Core	155.80	1,987,690	12,870,153	623,565	15,481,408
	<i>Total</i>	155.80	1,987,690	12,870,153	623,565	15,481,408
11.105	IM Field Staff and Operations					
	Core	1,676.73	26,998,458	61,498,922	1,039,101	89,536,481
	NDI- SB 45/90/106 Imp RSMo 208.066	10.00	540,504	593,656	0	1,134,160
	<i>Total</i>	1,686.73	27,538,962	62,092,578	1,039,101	90,670,641
11.105	IM Field Staff/Ops PHE					
	Core	0.00	0	0	0	0
	NDI- PHE Eligibility Verification	0.00	2,781,669	8,345,008	0	11,126,677
	<i>Total</i>	0.00	2,781,669	8,345,008	0	11,126,677
11.110	IM Call Center-Medicaid CHIP					
	Core	90.01	2,409,221	7,322,798	0	9,732,019
	NDI- IM Call Center BOT	0.00	820,000	1,180,000	0	2,000,000
	<i>Total</i>	90.01	3,229,221	8,502,798	0	11,732,019
11.110	IM Call Center-AEG					
	Core	30.66	0	3,372,911	0	3,372,911
	<i>Total</i>	30.66	0	3,372,911	0	3,372,911
11.110	IM Call Center-SNAP					
	Core	284.25	9,417,581	9,572,799	0	18,990,380
	NDI- IM Call Center BOT	0.00	820,000	1,180,000	0	2,000,000
	<i>Total</i>	284.25	10,237,581	10,752,799	0	20,990,380
11.110	IM Call Center-TANF					
	Core	13.14	0	764,960	0	764,960
	<i>Total</i>	13.14	0	764,960	0	764,960
11.110	IM Call Center-Child Care					
	Core	19.94	0	1,012,665	0	1,012,665
	<i>Total</i>	19.94	0	1,012,665	0	1,012,665
11.115	Public Acute Care Hospital					
	Core	0.00	1,000,000	1,000,000	0	2,000,000
	<i>Total</i>	0.00	1,000,000	1,000,000	0	2,000,000

DEPARTMENT OF SOCIAL SERVICES
 FISCAL YEAR 2025 BRASS SECTION SUMMARY

H.B. Sec.	Decision Item Name	2025 Department Request				
		FTE	GR	FF	OF	Total
11.120	Family Support Staff Training					
	Core	0.00	104,340	129,953	0	234,293
	<i>Total</i>	0.00	104,340	129,953	0	234,293
11.125	Electronic Benefits Transfer (EBT)					
	Core	0.00	1,696,622	1,499,859	0	3,196,481
	NDI- SB 45/90/106 Imp Transtl Benefit	0.00	2,827,170	0	0	2,827,170
	<i>Total</i>	0.00	4,523,792	1,499,859	0	6,023,651
11.130	Polk County Trust					
	Core	0.00	0	0	10,000	10,000
	<i>Total</i>	0.00	0	0	10,000	10,000
11.135	FAMIS					
	Core	0.00	517,908	473,422	0	991,330
	NDI- FAMIS	0.00	165,725	238,482	0	404,207
	<i>Total</i>	0.00	683,633	711,904	0	1,395,537
11.135	FAMIS PHE					
	Core	0.00	0	0	0	0
	NDI- PHE Eligibility Verification	0.00	7,421	12,369	0	19,790
	<i>Total</i>	0.00	7,421	12,369	0	19,790
11.140	MEDES MAGI					
	Core	0.00	1,679,087	30,192,688	1,000,000	32,871,775
	<i>Total</i>	0.00	1,679,087	30,192,688	1,000,000	32,871,775
11.140	MEDES MAGI PHE					
	NDI- PHE Eligibility Verification	0.00	47,869	143,606	0	191,475
	<i>Total</i>	0.00	47,869	143,606	0	191,475
11.140	MEDES SNAP					
	Core	0.00	2,688,120	15,844,516	0	18,532,636
	<i>Total</i>	0.00	2,688,120	15,844,516	0	18,532,636
11.140	MEDES TANF					
	Core	0.00	0	200,000	0	200,000
	<i>Total</i>	0.00	0	200,000	0	200,000

DEPARTMENT OF SOCIAL SERVICES
FISCAL YEAR 2025 BRASS SECTION SUMMARY

H.B. Sec.	Decision Item Name	2025 Department Request				
		FTE	GR	FF	OF	Total
11.140	MEDES Child Care					
	Core	0.00	0	200,000	0	200,000
	<i>Total</i>	0.00	0	200,000	0	200,000
11.140	MEDES IV&V					
	Core	0.00	352,983	970,537	0	1,323,520
	<i>Total</i>	0.00	352,983	970,537	0	1,323,520
11.140	MEDES ECM					
	Core	0.00	453,867	2,227,500	0	2,681,367
	NDI- MEDES ECM	0.00	534,754	627,755	0	1,162,509
	<i>Total</i>	0.00	988,621	2,855,255	0	3,843,876
11.140	MEDES PMO					
	Core	0.00	1,572,161	2,280,023	0	3,852,184
	<i>Total</i>	0.00	1,572,161	2,280,023	0	3,852,184
11.140	MEDES TRANSITIONAL					
	NDI - SB 45/90/106 Imp Transtl Benefit	0.00	37,000,000	0	0	37,000,000
	<i>Total</i>	0.00	37,000,000	0	0	37,000,000
11.140	MEDES ADULT MEDICAID					
	NDI - Adult Medicaid MEDES	0.00	3,000,000	27,000,000	0	30,000,000
	<i>Total</i>	0.00	3,000,000	27,000,000	0	30,000,000
11.145	Third Party Eligibility Services					
	Core	0.00	4,197,481	10,984,240	0	15,181,721
	<i>Total</i>	0.00	4,197,481	10,984,240	0	15,181,721
11.145	Third Party Eligibility Services PHE					
	NDI - FSD Eligibility Verification PHE	0.00	1,547,676	3,871,862	0	5,419,538
	<i>Total</i>	0.00	1,547,676	3,871,862	0	5,419,538
11.150	Food Nutrition					
	Core	0.00	0	14,343,755	0	14,343,755
	<i>Total</i>	0.00	0	14,343,755	0	14,343,755
11.155	Save Our Sons					
	Core	0.00	0	1,000,000	0	1,000,000
	<i>Total</i>	0.00	0	1,000,000	0	1,000,000

DEPARTMENT OF SOCIAL SERVICES
FISCAL YEAR 2025 BRASS SECTION SUMMARY

H.B. Sec.	Decision Item Name	2025 Department Request				
		FTE	GR	FF	OF	Total
11.155	Total Man					
	Core	0.00	0	100,000	0	100,000
	<i>Total</i>	0.00	0	100,000	0	100,000
11.155	Fathers and Families					
	Core	0.00	0	750,000	0	750,000
	<i>Total</i>	0.00	0	750,000	0	750,000
11.160	Communities in Schools (ISSS)					
	Core	0.00	0	600,000	0	600,000
	<i>Total</i>	0.00	0	600,000	0	600,000
11.160	Rise Drew Lewis SPFLD					
	Core	0.00	0	700,000	0	700,000
	<i>Total</i>	0.00	0	700,000	0	700,000
11.160	Annie Malone					
	Core	0.00	0	3,000,000	0	3,000,000
	<i>Total</i>	0.00	0	3,000,000	0	3,000,000
11.160	Temporary Assistance					
	Core	0.00	3,856,800	16,200,000	0	20,056,800
	<i>Total</i>	0.00	3,856,800	16,200,000	0	20,056,800
11.165	Healthy Marriage/Fatherhood					
	Core	0.00	0	2,500,000	0	2,500,000
	<i>Total</i>	0.00	0	2,500,000	0	2,500,000
11.170	Adult Supplementation					
	Core	0.00	10,872	0	0	10,872
	<i>Total</i>	0.00	10,872	0	0	10,872
11.175	Supplemental Nursing Care					
	Core	0.00	25,420,885	0	0	25,420,885
	<i>Total</i>	0.00	25,420,885	0	0	25,420,885
11.180	Blind Pension					
	Core	0.00	0	0	38,920,024	38,920,024
	NDI- Blind Pension Rate Increase	0.00	0	0	1,593,540	1,593,540
	<i>Total</i>	0.00	0	0	40,513,564	40,513,564

DEPARTMENT OF SOCIAL SERVICES
FISCAL YEAR 2025 BRASS SECTION SUMMARY

H.B. Sec.	Decision Item Name	2025 Department Request				
		FTE	GR	FF	OF	Total
11.185	Blind Admin					
	Core	102.69	1,160,854	4,551,351	0	5,712,205
	<i>Total</i>	102.69	1,160,854	4,551,351	0	5,712,205
11.190	Rehab Services for the Blind (SVI)					
	Core	0.00	1,507,789	6,436,444	448,995	8,393,228
	<i>Total</i>	0.00	1,507,789	6,436,444	448,995	8,393,228
11.195	Business Enterprises					
	Core	0.00	0	42,003,034	0	42,003,034
	<i>Total</i>	0.00	0	42,003,034	0	42,003,034
11.200	Child Support Field Staff & Operations					
	Core	584.04	5,872,424	25,931,505	2,741,359	34,545,288
	NDI- SB 35 Implementation	20.00	410,000	795,881	0	1,205,881
	<i>Total</i>	604.04	6,282,424	26,727,386	2,741,359	35,751,169
11.205	Child Support Enforcement Call Center					
	Core	67.20	1,450,045	2,891,920	217,627	4,559,592
	<i>Total</i>	67.20	1,450,045	2,891,920	217,627	4,559,592
11.210	CSE Reimbursement to Counties					
	Core	0.00	2,240,491	14,886,582	400,212	17,527,285
	<i>Total</i>	0.00	2,240,491	14,886,582	400,212	17,527,285
11.215	Distribution Pass Through					
	Core	0.00	0	51,500,000	9,000,000	60,500,000
	<i>Total</i>	0.00	0	51,500,000	9,000,000	60,500,000
11.220	CSE Debt Offset Escrow Transfer					
	Core	0.00	0	0	1,200,000	1,200,000
	<i>Total</i>	0.00	0	0	1,200,000	1,200,000
11.225	Community Partnerships					
	Core	0.00	632,328	7,603,799	0	8,236,127
	<i>Total</i>	0.00	632,328	7,603,799	0	8,236,127
11.225	Missouri Mentoring Partnership					
	Core	0.00	0	1,443,700	0	1,443,700
	<i>Total</i>	0.00	0	1,443,700	0	1,443,700

DEPARTMENT OF SOCIAL SERVICES
FISCAL YEAR 2025 BRASS SECTION SUMMARY

H.B. Sec.	Decision Item Name	2025 Department Request				
		FTE	GR	FF	OF	Total
11.225	Adolescent Program					
	Core	0.00	0	600,000	0	600,000
	<i>Total</i>	0.00	0	600,000	0	600,000
11.230	Community Work Support					
	Core	0.00	1,855,554	12,867,755	0	14,723,309
	<i>Total</i>	0.00	1,855,554	12,867,755	0	14,723,309
11.230	Work Programs SNAP employment					
	Core	0.00	0	11,391,575	0	11,391,575
	<i>Total</i>	0.00	0	11,391,575	0	11,391,575
11.230	Work Programs SNAP Adult High School					
	Core	0.00	0	3,150,000	0	3,150,000
	<i>Total</i>	0.00	0	3,150,000	0	3,150,000
11.230	Work Programs Adult High School					
	Core	0.00	2,000,000	4,900,000	0	6,900,000
	<i>Total</i>	0.00	2,000,000	4,900,000	0	6,900,000
11.230	Work Programs TANF Summer Jobs					
	Core	0.00	0	850,000	0	850,000
	<i>Total</i>	0.00	0	850,000	0	850,000
11.230	Work Programs Jobs For America's Grads					
	Core	0.00	0	3,750,000	0	3,750,000
	<i>Total</i>	0.00	0	3,750,000	0	3,750,000
11.230	Work Programs TANF Foster Care Jobs Program					
	Core	0.00	0	1,000,000	0	1,000,000
	<i>Total</i>	0.00	0	1,000,000	0	1,000,000
11.230	Employment Connection					
	Core	0.00	0	1,000,000	0	1,000,000
	<i>Total</i>	0.00	0	1,000,000	0	1,000,000
11.230	MOKAN Institute					
	Core	0.00	0	500,000	0	500,000
	<i>Total</i>	0.00	0	500,000	0	500,000

DEPARTMENT OF SOCIAL SERVICES
FISCAL YEAR 2025 BRASS SECTION SUMMARY

H.B. Sec.	Decision Item Name	2025 Department Request				
		FTE	GR	FF	OF	Total
11.235	Temporary Assistance					
	Core	0.00	0	14,450,000	0	14,450,000
	<i>Total</i>	0.00	0	14,450,000	0	14,450,000
11.235	Living With Purpose					
	Core	0.00	0	230,000	0	230,000
	<i>Total</i>	0.00	0	230,000	0	230,000
11.240	Alternatives to Abortion					
	Core	0.00	2,308,561	6,350,000	0	8,658,561
	<i>Total</i>	0.00	2,308,561	6,350,000	0	8,658,561
11.245	Community Services Block Grant					
	Core	0.00	0	23,637,000	0	23,637,000
	<i>Total</i>	0.00	0	23,637,000	0	23,637,000
11.255	Food Distribution Programs					
	Core	0.00	0	12,424,881	0	12,424,881
	<i>Total</i>	0.00	0	12,424,881	0	12,424,881
11.260	Energy Assistance					
	Core	0.00	0	101,619,871	0	101,619,871
	<i>Total</i>	0.00	0	101,619,871	0	101,619,871
11.265	Habitat for Humanity - STL					
	Core	0.00	250,000	0	0	250,000
	<i>Total</i>	0.00	250,000	0	0	250,000
11.270	Domestic Violence					
	Core	0.00	5,000,000	9,705,162	0	14,705,162
	<i>Total</i>	0.00	5,000,000	9,705,162	0	14,705,162
11.270	Emergency Shelter Dom Viol Victims					
	Core	0.00	0	562,137	0	562,137
	<i>Total</i>	0.00	0	562,137	0	562,137
11.275	Victims of Crime Admin					
	Core	8.00	0	1,064,645	0	1,064,645
	<i>Total</i>	8.00	0	1,064,645	0	1,064,645

DEPARTMENT OF SOCIAL SERVICES
 FISCAL YEAR 2025 BRASS SECTION SUMMARY

H.B. Sec.	Decision Item Name	2025 Department Request				
		FTE	GR	FF	OF	Total
11.280	Victims of Crime Program					
	Core	0.00	0	49,331,537	0	49,331,537
	<i>Total</i>	0.00	0	49,331,537	0	49,331,537
11.285	Assist Victims of Sexual Assault					
	Core	0.00	1,750,000	2,020,916	0	3,770,916
	<i>Total</i>	0.00	1,750,000	2,020,916	0	3,770,916
	<i>Family Support Core Total</i>	3,032.46	110,392,122	620,265,515	55,600,883	786,258,520
	<i>Family Support NDI Total</i>	30.00	50,502,788	43,988,619	1,593,540	96,084,947
	<i>Less Family Support Non Counts</i>	0.00	(3,000,000)	(78,500,000)	(10,200,000)	(91,700,000)
	<i>Total Family Support</i>	3,062.46	157,894,910	585,754,134	46,994,423	790,643,467

NDI- SB 45/90/106
Transitional Benefits

NEW DECISION ITEM

Department: Social Services
Division: Family Support
DI Name: Transitional Benefit Programs **DI# 1886004**

Budget Unit **90015C & 90025C**
HB Section **11.120 & 11.135**

1. AMOUNT OF REQUEST

	FY 2025 Budget Request			
	GR	Federal	Other	Total
PS	0	0	0	0
EE	39,827,170	0	0	39,827,170
PSD	0	0	0	0
TRF	0	0	0	0
Total	39,827,170	0	0	39,827,170

	FY 2025 Governor's Recommendation			
	GR	Federal	Other	Total
PS	0	0	0	0
EE	0	0	0	0
PSD	0	0	0	0
TRF	0	0	0	0
Total	0	0	0	0

FTE **0.00** **0.00** **0.00** **0.00**

FTE **0.00** **0.00** **0.00** **0.00**

Est. Fringe	0	0	0	0
--------------------	---	---	---	---

Est. Fringe	0	0	0	0
--------------------	---	---	---	---

Note: Fringes budgeted in House Bill 5 except for certain fringes budgeted directly to MoDOT, Highway Patrol, and Conservation.

Note: Fringes budgeted in House Bill 5 except for certain fringes budgeted directly to MoDOT, Highway Patrol, and Conservation.

Other Funds: N/A
 Non-Counts: N/A

Other Funds: N/A
 Non-Counts: N/A

2. THIS REQUEST CAN BE CATEGORIZED AS:

- | | | |
|---|--|--|
| <input checked="" type="checkbox"/> New Legislation | <input type="checkbox"/> New Program | <input type="checkbox"/> Fund Switch |
| <input type="checkbox"/> Federal Mandate | <input type="checkbox"/> Program Expansion | <input type="checkbox"/> Cost to Continue |
| <input type="checkbox"/> GR Pick-Up | <input type="checkbox"/> Space Request | <input type="checkbox"/> Equipment Replacement |
| <input type="checkbox"/> Pay Plan | <input type="checkbox"/> Other: _____ | |

NEW DECISION ITEM

Department: Social Services
Division: Family Support
DI Name: Transitional Benefit Programs **DI# 1886004**

Budget Unit **90015C & 90025C**
HB Section **11.120 & 11.135**

3. WHY IS THIS FUNDING NEEDED? PROVIDE AN EXPLANATION FOR ITEMS CHECKED IN #2. INCLUDE THE FEDERAL OR STATE STATUTORY OR CONSTITUTIONAL AUTHORIZATION FOR THIS PROGRAM.

SB 45, 90, and 106 (2023) created a new section 208.035 RSMo to require the Department of Social Services (DSS) to develop and implement a transitional benefits program for Temporary Assistance for Needy Families (TANF) and Supplemental Nutrition Assistance Program (SNAP).

There are currently no state plan options for TANF or SNAP that would allow the state to implement the transitional benefits programs as outlined in statute. DSS is requesting waivers from the Food and Nutrition Services (FNS) for SNAP and Administration for Children and Families (ACF) for TANF. If it is determined that these transitional benefits programs will be implemented either without waiver approval or with a waiver approval, but without federal funding, an appropriation of 100% General Revenue (GR) will be required to fund the program. Discussions with federal partners indicate that the transitional benefits programs will be state only funded programs and will require that FSD develop these programs as separate stand alone programs. In addition, benefits cannot be issued on the same EBT cards as those issued using federal funding.

State Statute: Section 208.035, RSMo.

NEW DECISION ITEM

Department: Social Services
Division: Family Support
DI Name: Transitional Benefit Programs **DI# 1886004**

Budget Unit **90015C & 90025C**
HB Section **11.120 & 11.135**

4. DESCRIBE THE DETAILED ASSUMPTIONS USED TO DERIVE THE SPECIFIC REQUESTED AMOUNT. (How did you determine that the requested number of FTE were appropriate? From what source or standard did you derive the requested levels of funding? Were alternatives such as outsourcing or automation considered? If based on new legislation, does request tie to TAFP fiscal note? If not, explain why. Detail which portions of the request are one-times and how those amounts were calculated.)

Prior to discussions with federal partners indicating that the transitional benefits programs would need to be developed as stand alone programs in MEDES, the costs were estimated at \$1,013,000 for MEDES system upgrades and \$55,404 for FAMIS system upgrades. To develop SNAP transitional benefits and TANF transitional benefits programs into MEDES as stand alone programs is estimated to be approximately a 2 year project starting in July 2024, subject to appropriations, and completing June 2026 with a projected cost of \$37 million.

Development of a SNAP Transitional Benefits Program in MEDES	\$ 25,000,000
Development of a TANF Transitional Benefits Program in MEDES	<u>\$ 12,000,000</u>
Total System Costs for Development in MEDES	\$ 37,000,000

FSD currently utilizes a third party vendor to administer SNAP and TANF benefits. The prior EBT vendor estimates for the necessary programming changes were approximately \$8,000 per year. Based on guidance from federal partners, the transitional benefits could not be issued on the same EBT card as the individual's federal benefits. The updated estimate to issue separate EBT cards to those who are eligible for transitional benefits would be one-time costs of approximately \$2 million for system development, testing and implementation and ongoing costs of \$827,170 for cards, administrative costs, and costs per case per month.

One-time costs for system development, testing and implementation	\$ 2,000,000
Estimated Number of Households Eligible for TANF Transitional Benefits	2,018
Estimated Number of Households Eligible for SNAP Transitional Benefits	<u>8,104</u>
Total SNAP and TANF Transitional Benefits Cases	10,122

Estimated Ongoing Cost for Cards and Administrative Costs (10,122 * \$15 per case)	\$ 151,830
Estimated Cost per Case per Month (10,122 * \$5.56 * 12 months)	<u>\$ 675,340</u>
Total Ongoing EBT Vendor Costs	\$ 827,170
Total Estimated EBT Vendor Costs	\$ 2,827,170

NEW DECISION ITEM

Department: Social Services
Division: Family Support
DI Name: Transitional Benefit Programs **DI# 1886004**

Budget Unit **90015C & 90025C**
HB Section **11.120 & 11.135**

5. BREAK DOWN THE REQUEST BY BUDGET OBJECT CLASS, JOB CLASS, AND FUND SOURCE. IDENTIFY ONE-TIME COSTS.

Budget Object Class/Job Class	Dept Req GR DOLLARS	Dept Req GR FTE	Dept Req FED DOLLARS	Dept Req FED FTE	Dept Req OTHER DOLLARS	Dept Req OTHER FTE	Dept Req TOTAL DOLLARS	Dept Req TOTAL FTE	Dept Req One-Time DOLLARS
							0		
							0	0.0	
Total PS	0	0.0	0	0.0	0	0.0	0	0.0	0
							0		
							0		
400 - Professional Services	39,827,170		0		0		39,827,170		2,000,000
Total EE	39,827,170		0		0		39,827,170		2,000,000
Program Distributions							0		
Total PSD	0		0		0		0		0
Transfers							0		
Total TRF	0		0		0		0		0
Grand Total	39,827,170	0.0	0	0.0	0	0.0	39,827,170	0.0	2,000,000

NEW DECISION ITEM

Department: Social Services
Division: Family Support
DI Name: Transitional Benefit Programs **DI# 1886004**

Budget Unit **90015C & 90025C**
HB Section **11.120 & 11.135**

Budget Object Class/Job Class	Gov Rec GR DOLLARS	Gov Rec GR FTE	Gov Rec FED DOLLARS	Gov Rec FED FTE	Gov Rec OTHER DOLLARS	Gov Rec OTHER FTE	Gov Rec TOTAL DOLLARS	Gov Rec TOTAL FTE	Gov Rec One-Time DOLLARS
							0		
							0	0.0	
Total PS	0	0.0	0	0.0	0	0.0	0	0.0	0
Total EE	0		0		0		0		0
Program Distributions							0		
Total PSD	0		0		0		0		0
Transfers									
Total TRF	0		0		0		0		0
Grand Total	0	0.0	0	0.0	0	0.0	0	0.0	0

NEW DECISION ITEM

Department: Social Services
Division: Family Support
DI Name: Transitional Benefit Programs **DI# 1886004**

Budget Unit **90015C & 90025C**
HB Section **11.120 & 11.135**

6. PERFORMANCE MEASURES (If new decision item has an associated core, separately identify projected performance with & without additional funding.)

- 6a. Provide an activity measure(s) for the program.**
 - Number of TANF Transitional Benefits Applications Processed
 - Number of SNAP Transitional Benefits Applications Processed

- 6c. Provide a measure(s) of the program's impact.**
 - Average TANF Transitional Benefits Application Processing Timeliness
 - Average SNAP Transitional Benefits Application Processing Timeliness

- 6b. Provide a measure(s) of the program's quality.**
 - Application Processing Accuracy Rates for TANF Transitional Benefits
 - Application Processing Accuracy Rates for SNAP Transitional Benefits

- 6d. Provide a measure(s) of the program's efficiency.**
 - Average Days to Process TANF Transitional Benefits Applications
 - Average Days to Process SNAP Transitional Benefits Applications

7. STRATEGIES TO ACHIEVE THE PERFORMANCE MEASUREMENT TARGETS:

Implement activities required in RSMo Section 208.035

DECISION ITEM SUMMARY

Budget Unit									
Decision Item	FY 2023	FY 2023	FY 2024	FY 2024	FY 2025	FY 2025	*****	*****	
Budget Object Summary	ACTUAL	ACTUAL	BUDGET	BUDGET	DEPT REQ	DEPT REQ	SECURED	SECURED	
Fund	DOLLAR	FTE	DOLLAR	FTE	DOLLAR	FTE	COLUMN	COLUMN	
MEDES TRANSITIONAL									
SB 45/90/106 Imp Transtl Benef - 1886004									
EXPENSE & EQUIPMENT									
GENERAL REVENUE	0	0.00	0	0.00	37,000,000	0.00	0	0.00	
TOTAL - EE	0	0.00	0	0.00	37,000,000	0.00	0	0.00	
TOTAL	0	0.00	0	0.00	37,000,000	0.00	0	0.00	
GRAND TOTAL	\$0	0.00	\$0	0.00	\$37,000,000	0.00	\$0	0.00	

DECISION ITEM DETAIL

Budget Unit	FY 2023	FY 2023	FY 2024	FY 2024	FY 2025	FY 2025	*****	*****
Decision Item	ACTUAL	ACTUAL	BUDGET	BUDGET	DEPT REQ	DEPT REQ	SECURED	SECURED
Budget Object Class	DOLLAR	FTE	DOLLAR	FTE	DOLLAR	FTE	COLUMN	COLUMN
ELECTRONIC BENEFIT TRANSFER								
SB 45/90/106 Imp Transtl Benef - 1886004								
PROFESSIONAL SERVICES	0	0.00	0	0.00	2,827,170	0.00	0	0.00
TOTAL - EE	0	0.00	0	0.00	2,827,170	0.00	0	0.00
GRAND TOTAL	\$0	0.00	\$0	0.00	\$2,827,170	0.00	\$0	0.00
GENERAL REVENUE	\$0	0.00	\$0	0.00	\$2,827,170	0.00		0.00
FEDERAL FUNDS	\$0	0.00	\$0	0.00	\$0	0.00		0.00
OTHER FUNDS	\$0	0.00	\$0	0.00	\$0	0.00		0.00

DECISION ITEM DETAIL

Budget Unit	FY 2023	FY 2023	FY 2024	FY 2024	FY 2025	FY 2025	*****	*****
Decision Item	ACTUAL	ACTUAL	BUDGET	BUDGET	DEPT REQ	DEPT REQ	SECURED	SECURED
Budget Object Class	DOLLAR	FTE	DOLLAR	FTE	DOLLAR	FTE	COLUMN	COLUMN
MEDES TRANSITIONAL								
SB 45/90/106 Imp Transtl Benef - 1886004								
PROFESSIONAL SERVICES	0	0.00	0	0.00	37,000,000	0.00	0	0.00
TOTAL - EE	0	0.00	0	0.00	37,000,000	0.00	0	0.00
GRAND TOTAL	\$0	0.00	\$0	0.00	\$37,000,000	0.00	\$0	0.00
GENERAL REVENUE	\$0	0.00	\$0	0.00	\$37,000,000	0.00		0.00
FEDERAL FUNDS	\$0	0.00	\$0	0.00	\$0	0.00		0.00
OTHER FUNDS	\$0	0.00	\$0	0.00	\$0	0.00		0.00

**NDI- SB 45/90/106 Review
Form Submission & MO
Employment First Act**

NEW DECISION ITEM

Department: Social Services
Division: Family Support
DI Name: IM Field- SB 45/90/106 Review Form
Submission & MO Employment First Act **DI# 1886005**

Budget Unit 90070C
HB Section 11.105

1. AMOUNT OF REQUEST

	FY 2025 Budget Request			
	GR	Federal	Other	Total
PS	206,839	206,840	0	413,679
EE	333,665	386,816	0	720,481
PSD	0	0	0	0
TRF	0	0	0	0
Total	540,504	593,656	0	1,134,160
FTE	5.00	5.00	0.00	10.00

	FY 2025 Governor's Recommendation			
	GR	Federal	Other	Total
PS	0	0	0	0
EE	0	0	0	0
PSD	0	0	0	0
TRF	0	0	0	0
Total	0	0	0	0
FTE	0.00	0.00	0.00	0.00

Est. Fringe	152,184	152,184	0	304,368
<i>Note: Fringes budgeted in House Bill 5 except for certain fringes budgeted directly to MoDOT, Highway Patrol, and Conservation.</i>				

Est. Fringe	0	0	0	0
<i>Note: Fringes budgeted in House Bill 5 except for certain fringes budgeted directly to MoDOT, Highway Patrol, and</i>				

Other Funds: N/A
 Non-Counts: N/A

Other Funds: N/A
 Non-Counts: N/A

2. THIS REQUEST CAN BE CATEGORIZED AS:

- | | | |
|---|--|--|
| <input checked="" type="checkbox"/> New Legislation | <input type="checkbox"/> New Program | <input type="checkbox"/> Fund Switch |
| <input type="checkbox"/> Federal Mandate | <input type="checkbox"/> Program Expansion | <input type="checkbox"/> Cost to Continue |
| <input type="checkbox"/> GR Pick-Up | <input type="checkbox"/> Space Request | <input type="checkbox"/> Equipment Replacement |
| <input type="checkbox"/> Pay Plan | <input type="checkbox"/> Other: _____ | |

NEW DECISION ITEM

Department: Social Services
Division: Family Support
DI Name: IM Field- SB 45/90/106 Review Form
Submission & MO Employment First Act **DI# 1886005**

Budget Unit **90070C**
HB Section **11.105**

3. WHY IS THIS FUNDING NEEDED? PROVIDE AN EXPLANATION FOR ITEMS CHECKED IN #2. INCLUDE THE FEDERAL OR STATE STATUTORY OR CONSTITUTIONAL AUTHORIZATION FOR THIS PROGRAM.

SB 45, 90, and 106 (2023) created a new section 208.066 RSMo to require the Department of Social Services (DSS) to cooperate with the Department of Revenue (DOR) to allow any review forms for SNAP, TANF, Child Care Assistance, or MO HealthNet to be attached to the Missouri state tax form.

The DSS, Family Support Division (FSD) administers eligibility for SNAP, TANF, Child Care Subsidy, and MO HealthNet programs. The Department of Elementary and Secondary Education (DESE) administers the development of applications for the Child Care Subsidy program. FSD develops applications for the remaining programs. DSS is coordinating with DOR to allow any review form for SNAP, TANF and MO HealthNet to be attached to the Missouri state tax form. For the review forms that are due when submitted with the state tax form, DSS assumes the processing time allotted to DSS employees will lessen due to the time it will take for DOR to receive the forms, identify them, and forward them to DSS. FSD will need additional FTE to process additional review forms received with less time to complete the eligibility determination.

In addition, SB 45, 90, and 106 (2023) created a new section 209.700 RSMo to establish the "Missouri Employment First Act". The act specifies that all state agencies that provide employment-related services or support to persons with disabilities are required to coordinate with other agencies, promote competitive integrated employment, and implement an employment-first policy when providing services to persons with disabilities of working age. In addition, state agencies shall offer information related to competitive integrated employment to all working-age persons with disabilities and to the parents or guardians of youth with a disability, which shall include an explanation of the relationship between a person's earned income and his or her public benefits, information on Achieving a Better Life Experience (ABLE) accounts, and information on accessing assistive technology.

The DSS FSD will develop and mail an informational brochure to Income Maintenance (IM) and Rehabilitation Services for the Blind (RSB) households to meet the requirements of the Missouri Employment First Act. The cost to produce and mail the brochure to RSB participants was estimated at \$6,578 annually and can be paid from the existing Blind Administration Core Appropriation, however, funding is needed to produce and mail the brochure to income maintenance households.

State Statute: Section 208.066 and 209.700, RSMo.

NEW DECISION ITEM

Department: Social Services
Division: Family Support
DI Name: IM Field- SB 45/90/106 Review Form
Submission & MO Employment First Act **DI# 1886005**

Budget Unit 90070C
HB Section 11.105

4. DESCRIBE THE DETAILED ASSUMPTIONS USED TO DERIVE THE SPECIFIC REQUESTED AMOUNT. (How did you determine that the requested number of FTE were appropriate? From what source or standard did you derive the requested levels of funding? Were alternatives such as outsourcing or automation considered? If based on new legislation, does request tie to TAFP fiscal note? If not, explain why. Detail which portions of the request are one-times and how those amounts were calculated.)

Section 208.066 FSD Review Forms Submitted with DOR MO State Tax Forms

Based on discussions with DOR, FSD assumes that the requirement to allow any review forms to be attached to the MO state tax forms would apply only to mail in tax forms. FSD review forms are available on the DSS website for individuals to print and submit in paper form to the DOR. FSD is coordinating with DOR to receive any review forms that are submitted to DOR.

It is unknown how many SNAP, TANF, and MO HealthNet participants may submit the review form with their Missouri state tax form. According to DOR, for the tax filing year 2021, 13% of Missouri tax filers submitted their returns via mail. FSD applied this percentage to the total current Missouri SNAP, TANF, and Medicaid caseload to estimate the number of individuals that will submit these forms from January through April 15th of each year and the number of additional FTE that will be needed to process the reviews. FSD estimates it will take an average of 30 minutes per case to process the review forms. Based on 2,080 working hours annually, 8 Benefit Program Technicians (BPT) , 1 Benefit Program Supervisor (BPS) , and 1 Program Coordinator (PC) for a total of 10 FTE are needed.

Estimated SNAP, TANF, and Medicaid cases	856,744		
Estimated number of review forms received with MO state tax forms via mail Jan 1-Apr 15 each year (111,377/12 months of reviews = 9,281 * 3.5 months during tax season)	32,484		
Hours required to process review forms submitted with MO state tax forms (32,484 review forms * 30 minutes/60 minutes)	16,242		
Estimated number of BPTs needed (based on 2,080 annual working hours)	8	Annual Salary	Total
		\$ 37,346	\$ 298,768
Estimated number of BPSs needed (based on 10:1 ratio of BPT:BPS)	1	\$ 50,100	\$ 50,100
Estimated number of PCs needed (based on 10:1 ratio of BPS:PC)	1	\$ 64,811	\$ 64,811
Total FTE/Funding Needed	<u>10</u>		<u>\$ 413,679</u>

Note: This request also includes the associated one-time and on-going cost for the additional FTE.

NEW DECISION ITEM

Department: Social Services
Division: Family Support
DI Name: IM Field- SB 45/90/106 Review Form
Submission & MO Employment First Act **DI# 1886005**

Budget Unit **90070C**
HB Section **11.105**

Section 209.700 MO Employment First Act

The number of IM households that include an individual with a disability is unknown. To ensure the brochure reaches all potential disabled persons, FSD Income Maintenance will mass mail the brochure to all active participants in FSD eligibility programs annually.

Estimated Income Maintenance households	857,194
Estimated Cost to produce and mail each brochure (\$0.10 to produce and \$0.52 bulk mail rate)	\$ 0.62
Total Estimated Annual Cost	\$ 531,460

5. BREAK DOWN THE REQUEST BY BUDGET OBJECT CLASS, JOB CLASS, AND FUND SOURCE. IDENTIFY ONE-TIME COSTS.

Budget Object Class/Job Class	Dept								
	Dept Req GR DOLLARS	Dept Req GR FTE	Dept Req FED DOLLARS	Dept Req FED FTE	Dept Req OTHER DOLLARS	Dept Req OTHER FTE	Dept Req TOTAL DOLLARS	Dept Req TOTAL FTE	Dept Req One-Time DOLLARS
13BE20 - Benefit Program Technician	149,384	4	149,384	4	0	0	298,768	8.0	0
13BE50 - Benefit Program Supervisor	25,050	0.5	25,050	0.5	0	0	50,100	1.0	0
02PS40 - Program Coordinator	32,405	0.5	32,406	0.5	0	0	64,811	1.0	0
Total PS	206,839	5.0	206,840	5.0	0	0.0	413,679	10.0	0
180 - Fuel & Utilities	2,357		2,358		0		4,715		0
190 - Supplies	205,584		250,159		0		455,743		(40)
320 - Professional Development	2,895		2,896		0		5,791		0
340 - Communication Serv & Supp	3,037		3,038		0		6,075		(3,000)
400 - Professional Services	38,574		47,146		0		85,720		0
420 - Housekeep & Janitor Serv	22,479		22,480		0		44,959		(6,060)
580 - Office Equipment	33,985		33,985		0		67,970		(67,970)
680 - Building Lease Payments	24,754		24,754		0		49,508		0
Total EE	333,665		386,816		0		720,481		(77,070)
Grand Total	540,504	5.0	593,656	5.0	0	0.0	1,134,160	10.0	(77,070)

NEW DECISION ITEM

Department: Social Services
Division: Family Support
DI Name: IM Field- SB 45/90/106 Review Form
Submission & MO Employment First Act **DI# 1886005**

Budget Unit **90070C**
HB Section **11.105**

Budget Object Class/Job Class	Gov Rec GR DOLLARS	Gov Rec GR FTE	Gov Rec FED DOLLARS	Gov Rec FED FTE	Gov Rec OTHER DOLLARS	Gov Rec OTHER FTE	Gov Rec TOTAL DOLLARS	Gov Rec TOTAL FTE	Gov Rec One-Time DOLLARS
							0		
							0	0.0	
Total PS	0	0.0	0	0.0	0	0.0	0	0.0	0
							0		
							0		
							0		
Total EE	0		0		0		0		0
Program Distributions							0		
Total PSD	0		0		0		0		0
Transfers							0		
Total TRF	0		0		0		0		0
Grand Total	0	0.0	0	0.0	0	0.0	0	0.0	0

NEW DECISION ITEM

Department: Social Services
Division: Family Support
DI Name: IM Field- SB 45/90/106 Review Form
Submission & MO Employment First Act **DI# 1886005**

Budget Unit **90070C**
HB Section **11.105**

6. PERFORMANCE MEASURES (If new decision item has an associated core, separately identify projected performance with & without additional funding.)

6a. Provide an activity measure(s) for the program.
The Number of Employment Related Informational Brochures Provided to Active IM Households

The Number of Eligibility Review Forms Processed that were Submitted with MO State Tax Forms

Please see IM Field Program Description for additional measures of activity.

6b. Provide a measure(s) of the program's quality.
Please see IM Field Program Description for measures of program quality.

6c. Provide a measure(s) of the program's impact.
Please see IM Field Program Description for measures of program impact.

6d. Provide a measure(s) of the program's efficiency.
Please see IM Field Program Description for measures of program efficiency.

7. STRATEGIES TO ACHIEVE THE PERFORMANCE MEASUREMENT TARGETS:

Implement activities required in RSMo Sections 208.066 and 209.700

DECISION ITEM SUMMARY

Budget Unit								
Decision Item	FY 2023	FY 2023	FY 2024	FY 2024	FY 2025	FY 2025	*****	*****
Budget Object Summary	ACTUAL	ACTUAL	BUDGET	BUDGET	DEPT REQ	DEPT REQ	SECURED	SECURED
Fund	DOLLAR	FTE	DOLLAR	FTE	DOLLAR	FTE	COLUMN	COLUMN
IM FIELD STAFF/OPS								
SB 45/90/106 Imp RSMo 208.066 - 1886005								
EXPENSE & EQUIPMENT								
DEPT OF SOC SERV FEDERAL & OTH	0	0.00	0	0.00	386,816	0.00	0	0.00
TOTAL - EE	0	0.00	0	0.00	720,481	0.00	0	0.00
TOTAL	0	0.00	0	0.00	1,134,160	10.00	0	0.00
GRAND TOTAL	\$99,963,849	1,872.57	\$89,536,481	1,676.73	\$90,670,641	1,686.73	\$0	0.00

DECISION ITEM DETAIL

Budget Unit	FY 2023	FY 2023	FY 2024	FY 2024	FY 2025	FY 2025	*****	*****
Decision Item	ACTUAL	ACTUAL	BUDGET	BUDGET	DEPT REQ	DEPT REQ	SECURED	SECURED
Budget Object Class	DOLLAR	FTE	DOLLAR	FTE	DOLLAR	FTE	COLUMN	COLUMN
IM FIELD STAFF/OPS								
SB 45/90/106 Imp RSMo 208.066 - 1886005								
PROGRAM COORDINATOR	0	0.00	0	0.00	64,811	1.00	0	0.00
BENEFIT PROGRAM TECHNICIAN	0	0.00	0	0.00	298,768	8.00	0	0.00
BENEFIT PROGRAM SUPERVISOR	0	0.00	0	0.00	50,100	1.00	0	0.00
TOTAL - PS	0	0.00	0	0.00	413,679	10.00	0	0.00
FUEL & UTILITIES	0	0.00	0	0.00	4,715	0.00	0	0.00
SUPPLIES	0	0.00	0	0.00	455,743	0.00	0	0.00
PROFESSIONAL DEVELOPMENT	0	0.00	0	0.00	5,791	0.00	0	0.00
COMMUNICATION SERV & SUPP	0	0.00	0	0.00	6,075	0.00	0	0.00
PROFESSIONAL SERVICES	0	0.00	0	0.00	85,720	0.00	0	0.00
HOUSEKEEPING & JANITORIAL SERV	0	0.00	0	0.00	44,959	0.00	0	0.00
OFFICE EQUIPMENT	0	0.00	0	0.00	67,970	0.00	0	0.00
BUILDING LEASE PAYMENTS	0	0.00	0	0.00	49,508	0.00	0	0.00
TOTAL - EE	0	0.00	0	0.00	720,481	0.00	0	0.00
GRAND TOTAL	\$0	0.00	\$0	0.00	\$1,134,160	10.00	\$0	0.00
GENERAL REVENUE	\$0	0.00	\$0	0.00	\$540,504	5.00		0.00
FEDERAL FUNDS	\$0	0.00	\$0	0.00	\$593,656	5.00		0.00
OTHER FUNDS	\$0	0.00	\$0	0.00	\$0	0.00		0.00

NDI- Public Health Emergency (PHE)

NEW DECISION ITEM

Department: Social Services
Division: Family Support
DI Name: Public Health Emergency (PHE) DI# 1886032

Budget Unit: Various
HB Section: Various

1. AMOUNT OF REQUEST

	FY 2025 Budget Request			
	GR	Federal	Other	Total
PS	0	0	0	0
EE	4,384,635	12,372,845	0	16,757,480
PSD	0	0	0	0
TRF	0	0	0	0
Total	4,384,635	12,372,845	0	16,757,480
FTE	0.00	0.00	0.00	0.00

	FY 2025 Governor's Recommendation			
	GR	Federal	Other	Total
PS	0	0	0	0
EE	0	0	0	0
PSD	0	0	0	0
TRF	0	0	0	0
Total	0	0	0	0
FTE	0.00	0.00	0.00	0.00

Est. Fringe	0	0	0	0
<i>Note: Fringes budgeted in House Bill 5 except for certain fringes budgeted directly to MoDOT, Highway Patrol, and Conservation.</i>				

Est. Fringe	0	0	0	0
<i>Note: Fringes budgeted in House Bill 5 except for certain fringes budgeted directly to MoDOT, Highway Patrol, and Conservation.</i>				

Other Funds: N/A
 Non-Counts: N/A

Other Funds: N/A
 Non-Counts: N/A

2. THIS REQUEST CAN BE CATEGORIZED AS:

<input type="checkbox"/>	New Legislation	<input type="checkbox"/>	New Program	<input type="checkbox"/>	Fund Switch
<input checked="" type="checkbox"/>	Federal Mandate	<input type="checkbox"/>	Program Expansion	<input type="checkbox"/>	Cost to Continue
<input type="checkbox"/>	GR Pick-Up	<input type="checkbox"/>	Space Request	<input type="checkbox"/>	Equipment Replacement
<input type="checkbox"/>	Pay Plan	<input checked="" type="checkbox"/>	Other:	<u>Extend PHE funding by one year to support federal PHE eligibility guidelines</u>	

NEW DECISION ITEM

Department: Social Services
Division: Family Support
DI Name: Public Health Emergency (PHE) DI# 1886032

Budget Unit Various
HB Section Various

3. WHY IS THIS FUNDING NEEDED? PROVIDE AN EXPLANATION FOR ITEMS CHECKED IN #2. INCLUDE THE FEDERAL OR STATE STATUTORY OR CONSTITUTIONAL AUTHORIZATION FOR THIS PROGRAM.

The Public Health Emergency (PHE) had been in place since January 27, 2020. On April 1, 2023, Missouri resumed completing annual renewals. FSD is requesting an extension of PHE funding by one year to support federal PHE unwind eligibility guidelines that the federal government continues to amend. It is currently unknown if the guidelines in place will be ongoing and it is anticipated additional guidelines could require a reconfiguration of the MEDES system platform. The reimbursement rate for a reconfiguration has not yet been determined by CMS, although, it is being considered as implementation for a 90/10 reimbursement rate. However, since it is unknown at this time, this request is for the same funding as authorized in FY 2024.

Funding is needed for FAMIS and MEDES to unwind the coding changes that were needed during the Public Health emergency (PHE) to ensure Medicaid cases do not close. The call center contractor will be expected to answer more calls due to changes in cases as the PHE unwinds. FSD will need assistance from contract staff to assist with Annual Renewals as the volume will be significant. Funding will be needed for notices that will be required to be mailed; these notices will notify participant of any change, closing notice or request for information associated with each case. Eligibility Verification Services will be used to assist in verifying eligibility and/or ineligibility as the PHE comes to an end.

4. DESCRIBE THE DETAILED ASSUMPTIONS USED TO DERIVE THE SPECIFIC REQUESTED AMOUNT. (How did you determine that the requested number of FTE were appropriate? From what source or standard did you derive the requested levels of funding? Were alternatives such as outsourcing or automation considered? If based on new legislation, does request tie to TAFP fiscal note? If not, explain why. Detail which portions of the request are one-times and how those amounts were calculated.)

	GR	FED	TOTAL
FAMIS System Updates (120 Contractor hours x \$93/hour plus 180 ITSD hours x \$47.94/hour)	\$ 7,421	\$ 12,369	\$ 19,790
MEDES System Updates (930 Contractor hours x an average of \$206/hour)	\$ 47,869	\$ 143,606	\$ 191,475
Call Center (Estimated 345,889 households (HH) x 2 calls per HH x \$5.51 cost per call)	\$ 952,924	\$ 2,858,773	\$ 3,811,697
Contracted Annual Renewals (Estimated 345,889 HH x 30 minutes per renewal equates to 90 FTE + 15% overhead)	\$ 1,707,447	\$ 5,122,342	\$ 6,829,789
Postage for (PHE) Unwind Notices (Estimated 1.5 notices per unduplicated caseload of 718,800)	\$ 121,298	\$ 363,893	\$ 485,191
Electronic Verification Services*	\$ 1,547,676	\$ 3,871,862	\$ 5,419,538
Total FY 2024 Request:	\$ 4,384,635	\$ 12,372,845	\$ 16,757,480

* EVS costs include: Universal caseload runs to identify deaths, incarceration & out of state at cost of \$1,461,946; \$760,092 for current estimated expenditures over authority; \$1,697,500 for verification of employment and income; and \$1.5 m to add paid electronic resources to the current contract.

NEW DECISION ITEM

Department: Social Services
Division: Family Support
DI Name: Public Health Emergency (PHE) DI# 1886032

Budget Unit Various
HB Section Various

5. BREAK DOWN THE REQUEST BY BUDGET OBJECT CLASS, JOB CLASS, AND FUND SOURCE. IDENTIFY ONE-TIME COSTS.

Budget Object Class/Job Class	Dept Req GR DOLLARS	Dept Req GR FTE	Dept Req FED DOLLARS	Dept Req FED FTE	Dept Req OTHER DOLLARS	Dept Req OTHER FTE	Dept Req TOTAL DOLLARS	Dept Req TOTAL FTE	Dept Req One-Time DOLLARS
Total PS	0	0.0	0	0.0	0	0.0	0	0.0	0
Professional Services (BOBC 400)	4,384,635		12,372,845		0		16,757,480		16,757,480
Total EE	<u>4,384,635</u>		<u>12,372,845</u>		<u>0</u>		<u>16,757,480</u>		<u>16,757,480</u>
Total PSD	<u>0</u>		<u>0</u>		<u>0</u>		<u>0</u>		<u>0</u>
Transfers									
Total TRF	<u>0</u>		<u>0</u>		<u>0</u>		<u>0</u>		<u>0</u>
Grand Total	<u>4,384,635</u>	<u>0.0</u>	<u>12,372,845</u>	<u>0.0</u>	<u>0</u>	<u>0.0</u>	<u>16,757,480</u>	<u>0.0</u>	<u>16,757,480</u>

Budget Object Class/Job Class	Gov Rec GR DOLLARS	Gov Rec GR FTE	Gov Rec FED DOLLARS	Gov Rec FED FTE	Gov Rec OTHER DOLLARS	Gov Rec OTHER FTE	Gov Rec TOTAL DOLLARS	Gov Rec TOTAL FTE	Gov Rec One-Time DOLLARS
Total PS	0	0.0	0	0.0	0	0.0	0	0.0	0
Total EE	<u>0</u>		<u>0</u>		<u>0</u>		<u>0</u>		<u>0</u>
Program Distributions									
Total PSD	<u>0</u>		<u>0</u>		<u>0</u>		<u>0</u>		<u>0</u>
Transfers									
Total TRF	<u>0</u>		<u>0</u>		<u>0</u>		<u>0</u>		<u>0</u>
Grand Total	<u>0</u>	<u>0.0</u>	<u>0</u>	<u>0.0</u>	<u>0</u>	<u>0.0</u>	<u>0</u>	<u>0.0</u>	<u>0</u>

NEW DECISION ITEM

Department: Social Services
Division: Family Support
DI Name: Public Health Emergency (PHE) DI# 1886032

Budget Unit Various
HB Section Various

6. PERFORMANCE MEASURES (If new decision item has an associated core, separately identify projected performance with & without additional funding.)

6a. Provide an activity measure(s) for the program.
PHE unwind began April 1, 2023. FSD began processing annual reviews June 1, 2023. The data reported reflects total cases reviewed in June and July 2023.

Number of Cases Reviewed for Continued Eligibility after PHE Unwind - 222,270

Note: Total includes pending renewals that have been submitted, but are still under review to determine if they remain eligible.

6b. Provide a measure(s) of the program's quality.
PHE renewal processing accuracy rates for Medicaid.

Data will be available July 2024.

6c. Provide a measure(s) of the program's impact.
PHE unwind began April 1, 2023. FSD began processing annual reviews June 1, 2023. The data reported reflects total cases reviewed in June and July 2023.

Individual results of PHE eligibility reviews:

Number of Individuals Eligible - 116,418

Number of Individuals Ineligible - 54,160

6d. Provide a measure(s) of the program's efficiency.
Medicaid cost savings from individuals determined to be ineligible for continued benefits.

90-Day Reconsideration to be completed. Data will be available November 2023.

7. STRATEGIES TO ACHIEVE THE PERFORMANCE MEASUREMENT TARGETS:

Complete eligibility reviews on the entire Medicaid caseload
Utilize electronic verification services to Complete the reviews
Complete case reviews to measure accuracy
Track the number of individuals determined eligible and ineligible at the completion of each review

DECISION ITEM DETAIL

Budget Unit	FY 2023	FY 2023	FY 2024	FY 2024	FY 2025	FY 2025	*****	*****
Decision Item	ACTUAL	ACTUAL	BUDGET	BUDGET	DEPT REQ	DEPT REQ	SECURED	SECURED
Budget Object Class	DOLLAR	FTE	DOLLAR	FTE	DOLLAR	FTE	COLUMN	COLUMN
IM FIELD STAFF/OPS PHE								
PHE Eligibility Verification - 1886032								
PROFESSIONAL SERVICES	0	0.00	0	0.00	11,126,677	0.00	0	0.00
TOTAL - EE	0	0.00	0	0.00	11,126,677	0.00	0	0.00
GRAND TOTAL	\$0	0.00	\$0	0.00	\$11,126,677	0.00	\$0	0.00
GENERAL REVENUE	\$0	0.00	\$0	0.00	\$2,781,669	0.00		0.00
FEDERAL FUNDS	\$0	0.00	\$0	0.00	\$8,345,008	0.00		0.00
OTHER FUNDS	\$0	0.00	\$0	0.00	\$0	0.00		0.00

DECISION ITEM DETAIL

Budget Unit	FY 2023	FY 2023	FY 2024	FY 2024	FY 2025	FY 2025	*****	*****
Decision Item	ACTUAL	ACTUAL	BUDGET	BUDGET	DEPT REQ	DEPT REQ	SECURED	SECURED
Budget Object Class	DOLLAR	FTE	DOLLAR	FTE	DOLLAR	FTE	COLUMN	COLUMN
FAMIS PHE								
PHE Eligibility Verification - 1886032								
PROFESSIONAL SERVICES	0	0.00	0	0.00	19,790	0.00	0	0.00
TOTAL - EE	0	0.00	0	0.00	19,790	0.00	0	0.00
GRAND TOTAL	\$0	0.00	\$0	0.00	\$19,790	0.00	\$0	0.00
GENERAL REVENUE	\$0	0.00	\$0	0.00	\$7,421	0.00		0.00
FEDERAL FUNDS	\$0	0.00	\$0	0.00	\$12,369	0.00		0.00
OTHER FUNDS	\$0	0.00	\$0	0.00	\$0	0.00		0.00

DECISION ITEM DETAIL

Budget Unit	FY 2023	FY 2023	FY 2024	FY 2024	FY 2025	FY 2025	*****	*****
Decision Item	ACTUAL	ACTUAL	BUDGET	BUDGET	DEPT REQ	DEPT REQ	SECURED	SECURED
Budget Object Class	DOLLAR	FTE	DOLLAR	FTE	DOLLAR	FTE	COLUMN	COLUMN
MEDES MAGI PHE								
PHE Eligibility Verification - 1886032								
PROFESSIONAL SERVICES	0	0.00	0	0.00	191,475	0.00	0	0.00
TOTAL - EE	0	0.00	0	0.00	191,475	0.00	0	0.00
GRAND TOTAL	\$0	0.00	\$0	0.00	\$191,475	0.00	\$0	0.00
GENERAL REVENUE	\$0	0.00	\$0	0.00	\$47,869	0.00		0.00
FEDERAL FUNDS	\$0	0.00	\$0	0.00	\$143,606	0.00		0.00
OTHER FUNDS	\$0	0.00	\$0	0.00	\$0	0.00		0.00

DECISION ITEM DETAIL

Budget Unit	FY 2023	FY 2023	FY 2024	FY 2024	FY 2025	FY 2025	*****	*****
Decision Item	ACTUAL	ACTUAL	BUDGET	BUDGET	DEPT REQ	DEPT REQ	SECURED	SECURED
Budget Object Class	DOLLAR	FTE	DOLLAR	FTE	DOLLAR	FTE	COLUMN	COLUMN
FSD ELIGIBILITY VERIFICATN PHE								
PHE Eligibility Verification - 1886032								
PROFESSIONAL SERVICES	0	0.00	0	0.00	5,419,538	0.00	0	0.00
TOTAL - EE	0	0.00	0	0.00	5,419,538	0.00	0	0.00
GRAND TOTAL	\$0	0.00	\$0	0.00	\$5,419,538	0.00	\$0	0.00
GENERAL REVENUE	\$0	0.00	\$0	0.00	\$1,547,676	0.00		0.00
FEDERAL FUNDS	\$0	0.00	\$0	0.00	\$3,871,862	0.00		0.00
OTHER FUNDS	\$0	0.00	\$0	0.00	\$0	0.00		0.00

Core-Family Support Administration

CORE DECISION ITEM

Department: Social Services
Division: Family Support
Core: Family Support Administration

Budget Unit: 90065C
HB Section: 11.100

1. CORE FINANCIAL SUMMARY

	FY 2025 Budget Request			
	GR	Federal	Other	Total
PS	1,962,779	6,213,004	623,565	8,799,348
EE	24,911	6,281,555	0	6,306,466
PSD	0	375,594	0	375,594
TRF	0	0	0	0
Total	1,987,690	12,870,153	623,565	15,481,408
FTE	27.86	115.21	12.73	155.80

	FY 2025 Governor's Recommendation			
	GR	Federal	Other	Total
PS	0	0	0	0
EE	0	0	0	0
PSD	0	0	0	0
TRF	0	0	0	0
Total	0	0	0	0
FTE	0.00	0.00	0.00	0.00

Est. Fringe	1,149,957	4,045,926	423,595	5,619,477
--------------------	-----------	-----------	---------	-----------

Note: Fringes budgeted in House Bill 5 except for certain fringes budgeted directly to MoDOT, Highway Patrol, and Conservation.

Est. Fringe	0	0	0	0
--------------------	---	---	---	---

Note: Fringes budgeted in House Bill 5 except for certain fringes budgeted directly to MoDOT, Highway Patrol, and Conservation.

Other Funds: Child Support Enforcement Collections Fund (0169) - \$623,565

Other Funds: N/A

2. CORE DESCRIPTION

The Department of Social Services (DSS), Family Support Administration provides leadership, oversight, direction, and general customer support to help the Family Support Division's (FSD) statewide income maintenance (IM), child support (CS), and services to the blind programs, by providing funding for the salaries, and associated expenses and equipment for the Central Office management and support staff. Funding from this appropriation is also used to support field office expense and equipment costs.

3. PROGRAM LISTING (list programs included in this core funding)

Family Support Administration

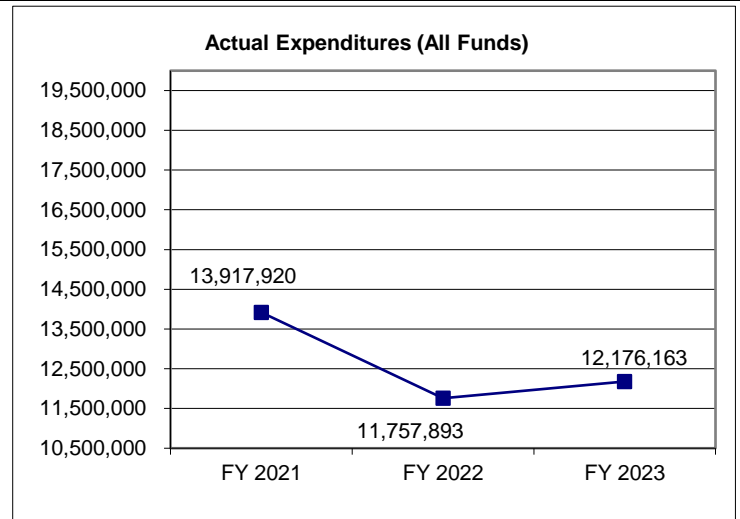
CORE DECISION ITEM

Department: Social Services
Division: Family Support
Core: Family Support Administration

Budget Unit: 90065C
HB Section: 11.100

4. FINANCIAL HISTORY

	FY 2021 Actual	FY 2022 Actual	FY 2023 Actual	FY 2024 Current Yr.
Appropriations (All Funds)	17,306,593	16,967,816	17,534,379	15,481,408
Less Reverted (All Funds)	(49,439)	(48,115)	(54,918)	(59,630)
Less Restricted (All Funds)*	0	0	0	0
	<u>17,257,154</u>	<u>16,919,701</u>	<u>17,479,461</u>	<u>15,421,778</u>
Actual Expenditures (All Funds)	13,917,920	11,757,893	12,176,163	N/A
Unexpended (All Funds)	<u>3,339,234</u>	<u>5,161,808</u>	<u>5,303,298</u>	<u>N/A</u>
Unexpended, by Fund:				
General Revenue	49,346	18,425	18,102	N/A
Federal	3,222,281	5,034,433	5,136,400	N/A
Other	67,607	108,950	148,796	N/A
	(1)	(2)	(3)	(4)



*Current Year restricted amount is as of September 1, 2023.
 Reverted includes the statutory three-percent reserve (when applicable).
 Restricted includes any Governor's Expenditure Restriction (when applicable).

- NOTES:**
- (1) FY 2021** - There were two different pay plan increases for a total of \$255,832 (\$134,998 GR; \$120,834 FF). There was a core reallocation increase of \$17,972 FF for mileage reimbursement and a core reallocation decrease of \$1,500,000 FF to new VOCA Admin. HB Section 11.199.
 - (2) FY 2022** - There was a pay plan increase of \$77,073 (\$30,965 GR; \$46,108 FF) and a mileage reimbursement increase of \$26,036 (\$8,252 GR; \$17,784 FF). There was a transfer of \$34,126 FF PS dollars and 1.2 FTE to the DESE Early Childhood Office. There were core reductions of 3.0 FTE and \$157,760 PS dollars (\$83,376 GR; \$74,384 FF) and \$250,000 E&E FF.
 - (3) FY 2023** - There were two different pay plan increases for a total of \$540,527 (\$218,529 GR; \$321,998 FF) and a mileage reimbursement increase of \$26,036 (\$8,252 GR; \$17,784 FF).
 - (4) FY 2024** - There was a pay plan increase of \$724,279 (\$157,094 GR; \$517,275 FF; \$49,910 CSEC) and a mileage reimbursement increase of \$4,068 FF. There was a core reallocation of 6.1 FTE and \$250,000 FF PS dollars to IM Field for the Child Care program; and core reductions of \$2,512,110 E&E TANF FF, and \$19,208 TANF PD FF.

CORE RECONCILIATION DETAIL

**DEPARTMENT OF SOCIAL SERVICES
FAMILY SUPPORT ADMINISTRATION**

5. CORE RECONCILIATION DETAIL

				Budget Class	FTE	GR	Federal	Other	Total	Explanation
TAFP AFTER VETOES										
				PS	155.80	1,962,779	6,213,004	623,565	8,799,348	
				EE	0.00	24,911	6,281,555	0	6,306,466	
				PD	0.00	0	375,594	0	375,594	
				Total	155.80	1,987,690	12,870,153	623,565	15,481,408	
DEPARTMENT CORE ADJUSTMENTS										
Core Reallocation	646	6271		PS	0.00	0	0	0		0 Core reallocation to align with actual expenditures.
Core Reallocation	646	6273		PS	0.00	0	0	0		0 Core reallocation to align with actual expenditures.
Core Reallocation	646	6275		PS	0.00	0	0	0		0 Core reallocation to align with actual expenditures.
Core Reallocation	646	6269		PS	0.00	0	0	0		0 Core reallocation to align with actual expenditures.
				NET DEPARTMENT CHANGES	0.00	0	0	0	0	0
DEPARTMENT CORE REQUEST										
				PS	155.80	1,962,779	6,213,004	623,565	8,799,348	
				EE	0.00	24,911	6,281,555	0	6,306,466	
				PD	0.00	0	375,594	0	375,594	
				Total	155.80	1,987,690	12,870,153	623,565	15,481,408	
GOVERNOR'S RECOMMENDED CORE										
				PS	155.80	1,962,779	6,213,004	623,565	8,799,348	
				EE	0.00	24,911	6,281,555	0	6,306,466	

CORE RECONCILIATION DETAIL

**DEPARTMENT OF SOCIAL SERVICES
FAMILY SUPPORT ADMINISTRATION**

5. CORE RECONCILIATION DETAIL

	Budget Class	FTE	GR	Federal	Other	Total	Explanation
GOVERNOR'S RECOMMENDED CORE							
	PD	0.00	0	375,594	0	375,594	
	Total	155.80	1,987,690	12,870,153	623,565	15,481,408	

DECISION ITEM SUMMARY

Budget Unit									
Decision Item	FY 2023	FY 2023	FY 2024	FY 2024	FY 2025	FY 2025	*****	*****	
Budget Object Summary	ACTUAL	ACTUAL	BUDGET	BUDGET	DEPT REQ	DEPT REQ	SECURED	SECURED	
Fund	DOLLAR	FTE	DOLLAR	FTE	DOLLAR	FTE	COLUMN	COLUMN	
FAMILY SUPPORT ADMINISTRATION									
CORE									
PERSONAL SERVICES									
GENERAL REVENUE	1,733,562	30.85	1,962,779	27.86	1,962,779	27.86	0	0.00	
CHILD CARE AND DEVELOPMENT FED	400,493	7.32	214,708	4.81	214,708	4.81	0	0.00	
TEMP ASSIST NEEDY FAM FEDERAL	926,693	17.15	1,050,954	26.80	1,050,954	26.80	0	0.00	
DEPT OF SOC SERV FEDERAL & OTH	4,519,284	80.38	4,947,342	83.60	4,947,342	83.60	0	0.00	
CHILD SUPPORT ENFORCEMENT FUND	424,859	7.80	623,565	12.73	623,565	12.73	0	0.00	
TOTAL - PS	8,004,891	143.50	8,799,348	155.80	8,799,348	155.80	0	0.00	
EXPENSE & EQUIPMENT									
GENERAL REVENUE	21,014	0.00	24,911	0.00	24,911	0.00	0	0.00	
CHILD CARE AND DEVELOPMENT FED	0	0.00	25,000	0.00	25,000	0.00	0	0.00	
TEMP ASSIST NEEDY FAM FEDERAL	576,912	0.00	500,355	0.00	500,355	0.00	0	0.00	
DEPT OF SOC SERV FEDERAL & OTH	3,423,699	0.00	5,756,200	0.00	5,756,200	0.00	0	0.00	
TOTAL - EE	4,021,625	0.00	6,306,466	0.00	6,306,466	0.00	0	0.00	
PROGRAM-SPECIFIC									
GENERAL REVENUE	3,000	0.00	0	0.00	0	0.00	0	0.00	
TEMP ASSIST NEEDY FAM FEDERAL	19,231	0.00	0	0.00	0	0.00	0	0.00	
DEPT OF SOC SERV FEDERAL & OTH	127,416	0.00	375,594	0.00	375,594	0.00	0	0.00	
TOTAL - PD	149,647	0.00	375,594	0.00	375,594	0.00	0	0.00	
TOTAL	12,176,163	143.50	15,481,408	155.80	15,481,408	155.80	0	0.00	
GRAND TOTAL	\$12,176,163	143.50	\$15,481,408	155.80	\$15,481,408	155.80	\$0	0.00	

DECISION ITEM DETAIL

Budget Unit	FY 2023	FY 2023	FY 2024	FY 2024	FY 2025	FY 2025	*****	*****
Decision Item	ACTUAL	ACTUAL	BUDGET	BUDGET	DEPT REQ	DEPT REQ	SECURED	SECURED
Budget Object Class	DOLLAR	FTE	DOLLAR	FTE	DOLLAR	FTE	COLUMN	COLUMN
FAMILY SUPPORT ADMINISTRATION								
CORE								
DEPUTY STATE DEPT DIRECTOR	42,337	0.31	0	0.00	0	0.00	0	0.00
DESIGNATED PRINCIPAL ASST DEPT	20,392	0.16	0	0.00	0	0.00	0	0.00
DIVISION DIRECTOR	121,352	0.99	130,549	1.00	139,008	1.00	0	0.00
DEPUTY DIVISION DIRECTOR	194,151	1.99	207,092	2.00	227,800	2.00	0	0.00
DESIGNATED PRINCIPAL ASST DIV	107,659	1.03	103,550	1.00	103,550	1.00	0	0.00
LEGAL COUNSEL	19,934	0.25	0	0.00	0	0.00	0	0.00
MISCELLANEOUS TECHNICAL	32,403	0.85	398	0.01	398	0.01	0	0.00
MISCELLANEOUS PROFESSIONAL	106,592	2.02	7,571	0.14	7,571	0.14	0	0.00
SPECIAL ASST PROFESSIONAL	588,002	8.01	340,093	4.10	340,093	4.10	0	0.00
SPECIAL ASST OFFICE & CLERICAL	145,121	2.60	115,832	1.92	115,832	1.92	0	0.00
ADMINISTRATIVE SUPPORT CLERK	0	0.00	364	0.00	364	0.00	0	0.00
ADMIN SUPPORT ASSISTANT	175,929	4.85	177,237	4.63	177,237	4.63	0	0.00
LEAD ADMIN SUPPORT ASSISTANT	147,247	4.19	177,544	5.22	169,085	5.22	0	0.00
ADMIN SUPPORT PROFESSIONAL	252,706	5.47	345,536	7.24	309,721	7.24	0	0.00
SR BUSINESS PROJECT MANAGER	26,758	0.32	0	0.00	84,611	1.00	0	0.00
PROGRAM ASSISTANT	35,586	0.85	43,783	1.00	43,783	1.00	0	0.00
PROGRAM SPECIALIST	2,071,316	40.72	3,087,562	56.02	2,984,782	55.77	0	0.00
PROGRAM COORDINATOR	972,593	15.35	961,147	15.75	1,063,927	16.00	0	0.00
PROGRAM MANAGER	500,168	6.15	462,539	6.00	462,539	6.00	0	0.00
ASSOC RESEARCH/DATA ANALYST	76,782	1.89	169,030	4.00	115,023	2.99	0	0.00
RESEARCH/DATA ANALYST	163,094	3.16	288,089	5.00	133,149	3.00	0	0.00
SENIOR RESEARCH/DATA ANALYST	141,065	2.19	132,327	2.00	202,656	3.00	0	0.00
PUBLIC RELATIONS SPECIALIST	105,290	2.13	93,281	2.00	93,281	2.00	0	0.00
PUBLIC RELATIONS COORDINATOR	87,432	1.39	64,860	1.00	64,860	1.00	0	0.00
STAFF DEVELOPMENT TRAINER	0	0.00	459	0.00	459	0.00	0	0.00
STAFF DEV TRAINING SPECIALIST	10,994	0.22	82,563	1.56	82,563	1.56	0	0.00
SR STAFF DEV TRAINING SPEC	60,121	1.00	134,021	2.05	134,021	2.05	0	0.00
STAFF DEVELOPMENT TRAINING MGR	142,036	1.98	76,210	1.00	76,210	1.00	0	0.00
AGENCY BUDGET SENIOR ANALYST	53,086	0.90	61,595	1.00	61,595	1.00	0	0.00
SENIOR ACCOUNTS ASSISTANT	112,618	2.80	162,826	4.00	162,826	4.00	0	0.00
ACCOUNTS SUPERVISOR	34,518	0.59	391	0.00	391	0.00	0	0.00
SENIOR ACCOUNTANT	90,242	1.53	92,476	2.32	92,476	2.32	0	0.00

DECISION ITEM DETAIL

Budget Unit	FY 2023	FY 2023	FY 2024	FY 2024	FY 2025	FY 2025	*****	*****
Decision Item	ACTUAL	ACTUAL	BUDGET	BUDGET	DEPT REQ	DEPT REQ	SECURED	SECURED
Budget Object Class	DOLLAR	FTE	DOLLAR	FTE	DOLLAR	FTE	COLUMN	COLUMN
FAMILY SUPPORT ADMINISTRATION								
CORE								
ACCOUNTANT MANAGER	96,252	0.99	98,793	1.00	113,900	1.00	0	0.00
AUDITOR	8,795	0.18	0	0.00	0	0.00	0	0.00
AUDITOR MANAGER	0	0.00	541	0.00	541	0.00	0	0.00
GRANTS SPECIALIST	62,794	0.99	67,552	1.00	67,552	1.00	0	0.00
PROCUREMENT ANALYST	52,552	1.19	129,040	2.76	129,040	2.76	0	0.00
PROCUREMENT SPECIALIST	125,569	2.33	129,724	2.25	129,724	2.25	0	0.00
PROCUREMENT SUPERVISOR	18,706	0.30	0	0.00	0	0.00	0	0.00
HUMAN RESOURCES ASSISTANT	101,921	2.68	37,167	1.00	37,167	1.00	0	0.00
HUMAN RESOURCES GENERALIST	193,515	3.94	153,456	3.00	153,456	3.00	0	0.00
HUMAN RESOURCES SPECIALIST	21,931	0.41	50,425	0.83	50,425	0.83	0	0.00
HUMAN RESOURCES MANAGER	229,685	2.96	246,657	3.00	246,657	3.00	0	0.00
BENEFIT PROGRAM SPECIALIST	396,343	10.20	331,874	8.00	331,874	8.00	0	0.00
BENEFIT PROGRAM SR SPECIALIST	24,042	0.45	0	0.00	54,007	1.01	0	0.00
NETWORK INFRASTRUCTURE SPEC	0	0.00	414	0.00	414	0.00	0	0.00
LEGAL ASSISTANT	35,262	0.99	34,780	1.00	34,780	1.00	0	0.00
TOTAL - PS	8,004,891	143.50	8,799,348	155.80	8,799,348	155.80	0	0.00
TRAVEL, IN-STATE	118,300	0.00	822,346	0.00	372,346	0.00	0	0.00
TRAVEL, OUT-OF-STATE	26,603	0.00	72,635	0.00	72,635	0.00	0	0.00
SUPPLIES	979,754	0.00	2,844,839	0.00	2,179,839	0.00	0	0.00
PROFESSIONAL DEVELOPMENT	27,223	0.00	75,809	0.00	75,809	0.00	0	0.00
COMMUNICATION SERV & SUPP	640,656	0.00	528,769	0.00	893,769	0.00	0	0.00
PROFESSIONAL SERVICES	1,972,817	0.00	1,652,099	0.00	2,402,099	0.00	0	0.00
HOUSEKEEPING & JANITORIAL SERV	1,270	0.00	5,006	0.00	5,006	0.00	0	0.00
M&R SERVICES	57,550	0.00	57,573	0.00	57,573	0.00	0	0.00
COMPUTER EQUIPMENT	300	0.00	0	0.00	0	0.00	0	0.00
MOTORIZED EQUIPMENT	138,000	0.00	0	0.00	0	0.00	0	0.00
OFFICE EQUIPMENT	13,466	0.00	80,438	0.00	80,438	0.00	0	0.00
OTHER EQUIPMENT	7,801	0.00	4,629	0.00	4,629	0.00	0	0.00
PROPERTY & IMPROVEMENTS	0	0.00	93,883	0.00	93,883	0.00	0	0.00
BUILDING LEASE PAYMENTS	30,952	0.00	29,699	0.00	29,699	0.00	0	0.00
EQUIPMENT RENTALS & LEASES	1,909	0.00	6,353	0.00	6,353	0.00	0	0.00

DECISION ITEM DETAIL

Budget Unit	FY 2023	FY 2023	FY 2024	FY 2024	FY 2025	FY 2025	*****	*****
Decision Item	ACTUAL	ACTUAL	BUDGET	BUDGET	DEPT REQ	DEPT REQ	SECURED	SECURED
Budget Object Class	DOLLAR	FTE	DOLLAR	FTE	DOLLAR	FTE	COLUMN	COLUMN
FAMILY SUPPORT ADMINISTRATION								
CORE								
MISCELLANEOUS EXPENSES	5,024	0.00	32,388	0.00	32,388	0.00	0	0.00
TOTAL - EE	4,021,625	0.00	6,306,466	0.00	6,306,466	0.00	0	0.00
PROGRAM DISTRIBUTIONS	149,647	0.00	375,594	0.00	375,594	0.00	0	0.00
TOTAL - PD	149,647	0.00	375,594	0.00	375,594	0.00	0	0.00
GRAND TOTAL	\$12,176,163	143.50	\$15,481,408	155.80	\$15,481,408	155.80	\$0	0.00
GENERAL REVENUE	\$1,757,576	30.85	\$1,987,690	27.86	\$1,987,690	27.86		0.00
FEDERAL FUNDS	\$9,993,728	104.85	\$12,870,153	115.21	\$12,870,153	115.21		0.00
OTHER FUNDS	\$424,859	7.80	\$623,565	12.73	\$623,565	12.73		0.00

PROGRAM DESCRIPTION

Department: Social Services

HB Section(s): 11.100

Program Name: Family Support Administration

Program is found in the following core budget(s): Family Support Administration

1a. What strategic priority does this program address?

Manage with performance informed strategies to develop high-performing teams

1b. What does this program do?

The Department of Social Services (DSS), Family Support Administration provides leadership, oversight, direction, and general customer support to help the Family Support Division's (FSD) statewide income maintenance (IM), child support (CS), and services to the blind programs, by providing funding for the salaries, associated expenses and equipment for the Central Office management and support staff. This includes staff from the Office of the Director, Human Resources, Communications, Strategic Initiatives, Workflow and Data Management, Work and Community Initiatives, Program and Policy and Field Operations. The Family Support Administration oversees implementation and support of new technology, such as document imaging, and artificial intelligence as well as field office operating and equipment expenses.

Programs that are administered include: CS, Temporary Assistance for Needy Families (TANF), Missouri Work and Community Initiatives Programs, Supplemental Nutrition Assistance Program (SNAP), Food Distribution, Food Nutrition, Community Services Block Grant (CSBG), Energy Assistance, Services for the Blind and Visually Impaired, MO HealthNet Eligibility, State Children's Health Insurance Program (SCHIP) Eligibility, Adult Supplementation, Supplemental Nursing Care, Supplemental Aid to the Blind, Blind Pension, Victims of Crime and Domestic Violence.

Office of the Director:

The FSD Director's Office provides leadership and direction for IM, CS, and blind services programs. This office is responsible for the coordination of human resources functions with the Department's Human Resource Center, legislative affairs, coordination of legal support with Division of Legal Services and coordination of fiscal functions with the Division of Finance and Administrative Services. In coordination with the Department's Communications Team, focus is placed on proactive internal and external communications to enhance the division's relationships with staff, customers, partners, and the public to improve efficiencies and performance that enhance customer service.

The Directors Office initiates and monitors projects that improve efficiencies and performance and works to enhance customer service. Projects include: Missouri Eligibility Determination and Enrollment System (MEDES), Electronic Content Management (ECM) including Artificial Intelligence (AI), Third Party Eligibility Services (EVS), centralized mail, an Enhanced IM Customer Service Portal, call center initiatives, training initiatives for staff, evaluating statistical data for FSD programs, and responding to inquiries from federal and state agencies as well as elected/appointed officials.

Income Maintenance (IM) Unit:

The IM Unit is responsible for IM Program and Policy and IM Field Operations.

The IM Program and Policy Unit works closely with federal partners to develop and issue policy according to federal and state statutes, rules and regulations, identifies error trends and assists in training staff. The unit also monitors compliance and the quality of the IM Programs which ensures recipients are receiving timely and accurate benefits.

IM Field Operations provides management and oversight of IM Field offices statewide including the FSD merit-staffed Call Center. These staff have direct interactions with field staff to ensure that policy and procedures are followed per federal and state guidelines. Please refer to the Income Maintenance Field Staff and Operations and IM Call Center Program Descriptions for further explanation.

PROGRAM DESCRIPTION

Department: Social Services

HB Section(s): 11.100

Program Name: Family Support Administration

Program is found in the following core budget(s): Family Support Administration

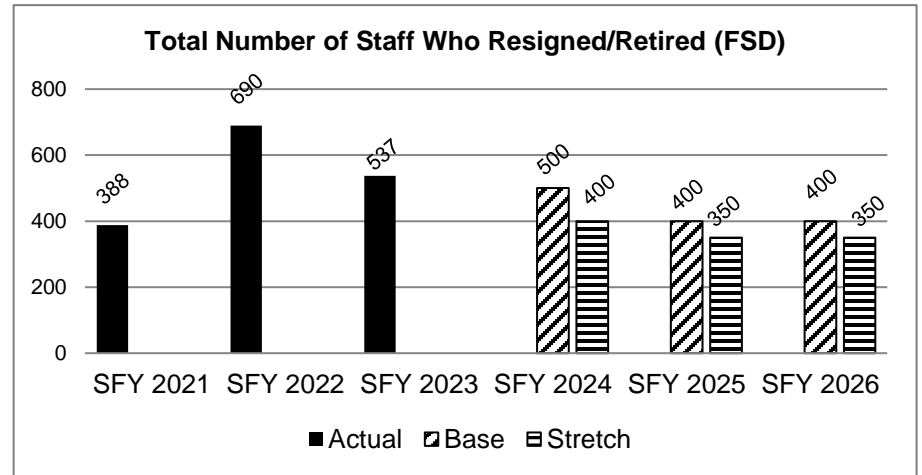
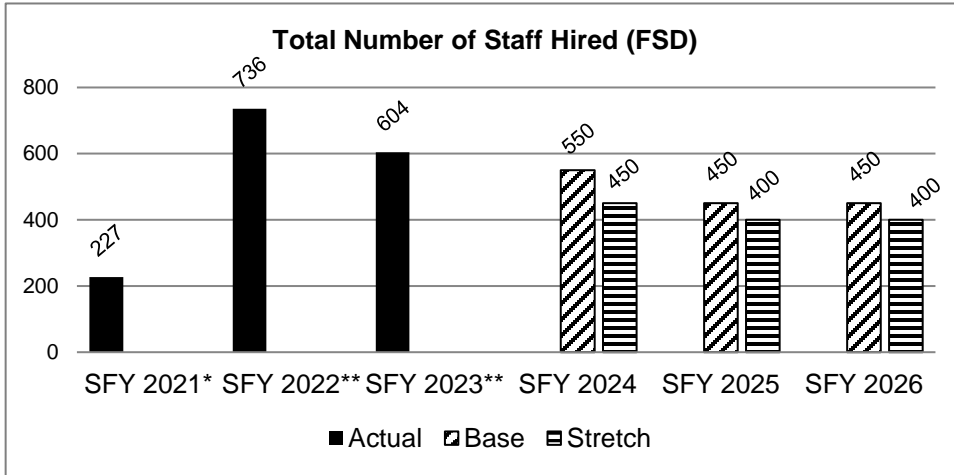
Child Support (CS) Unit:

The CS Unit is responsible for CS Program and Policy and CS Field Operations.

The CS Unit is responsible for providing direction and customer support to help ensure that children have the financial and medical support of both parents by providing policy direction, staff training, and automated system development. This unit also oversees customer relations providing responses to legislative and customer inquiries, maintenance of contracted services as well as compliance and quality control to ensure CS Program services are provided timely and accurately. CS outreach projects include a pilot project with the Department of Corrections aimed at decreasing recidivism due to child support issues, presentations, specialized case management and mentoring.

CS Field Operations is responsible for management and oversight of the field offices statewide including the CS Customer Service Center brought in-house on April 1, 2021. These staff oversee Office Managers for CS and directly interact with field staff to provide support and direction. Please refer to the Child Support Field Staff and Operations and Child Support Enforcement Call Center Program Descriptions for further explanation.

2a. Provide an activity measure(s) for the program.



*SFY 2021 data reflects a reduction in hiring that occurred due to the COVID-19 pandemic.

**Vacancies occurred in late SFY 2021, hiring occurred in SFY 2022 and 2023. This is projected to level off beginning in SFY 2024.

PROGRAM DESCRIPTION

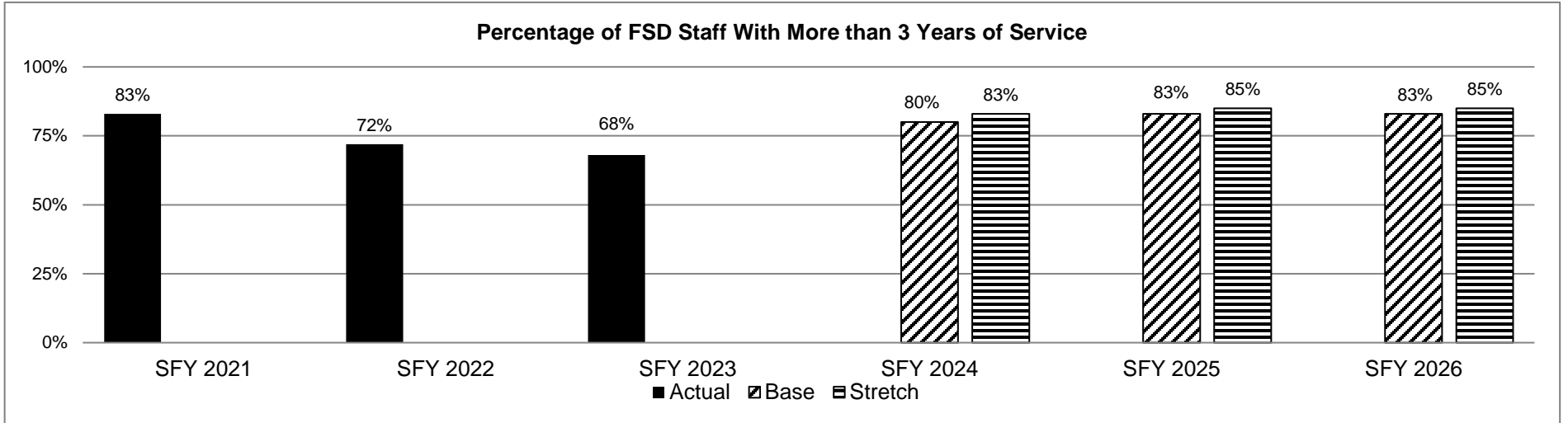
Department: Social Services

HB Section(s): 11.100

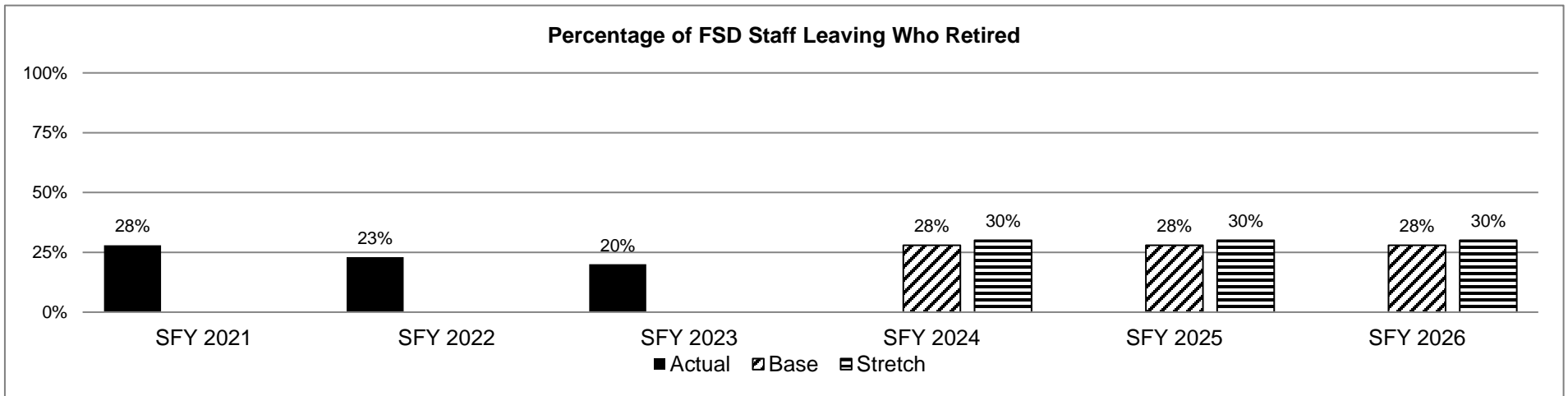
Program Name: Family Support Administration

Program is found in the following core budget(s): Family Support Administration

2b. Provide a measure(s) of the program's quality.



2c. Provide a measure(s) of the program's impact.



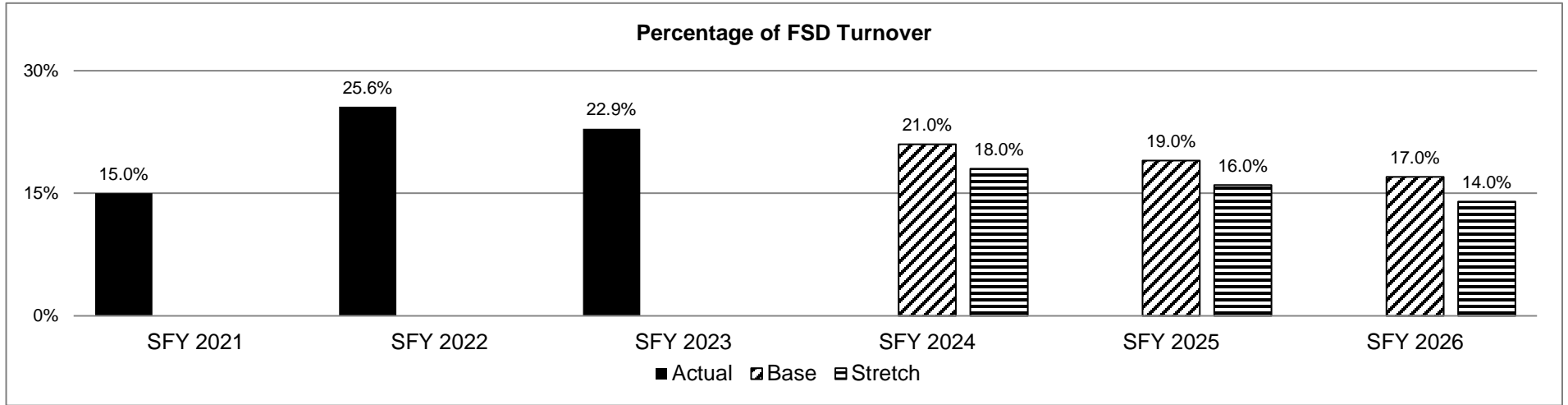
PROGRAM DESCRIPTION

Department: Social Services

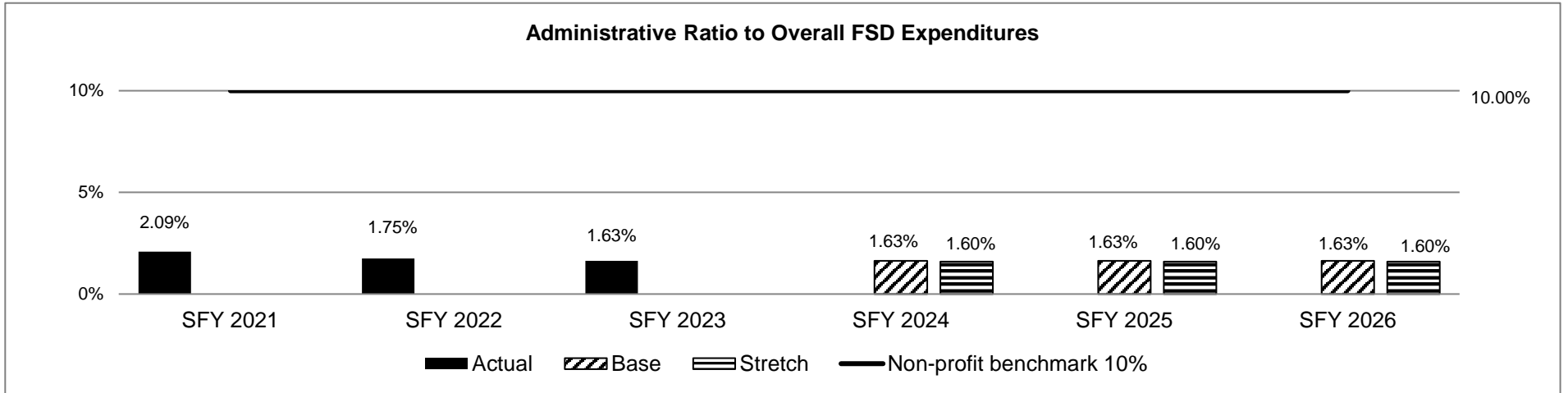
HB Section(s): 11.100

Program Name: Family Support Administration

Program is found in the following core budget(s): Family Support Administration



2d. Provide a measure(s) of the program's efficiency.



Note: This ratio does not include Medicaid expenditures, and the ratio drops considerably when Medicaid is considered.

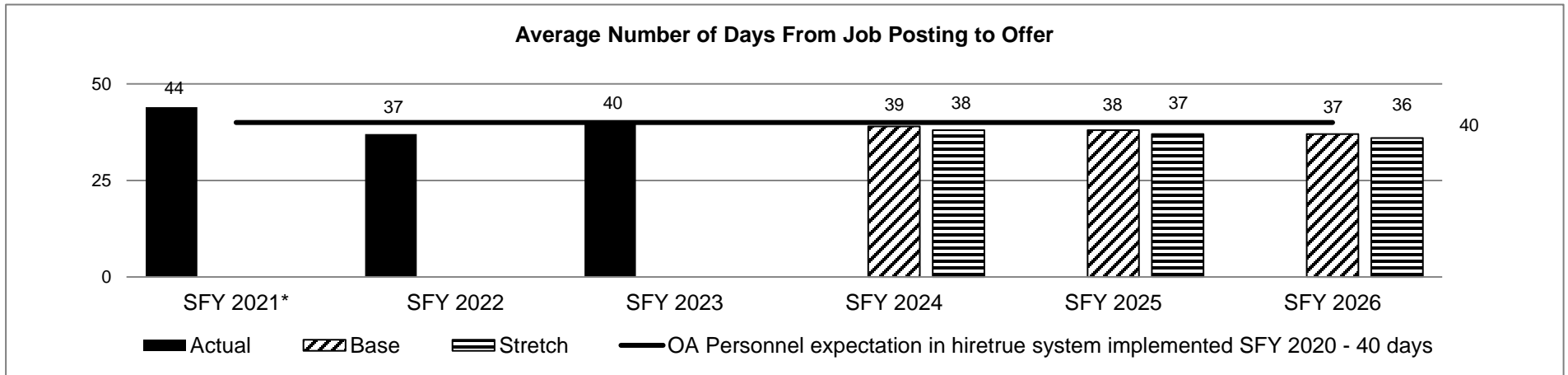
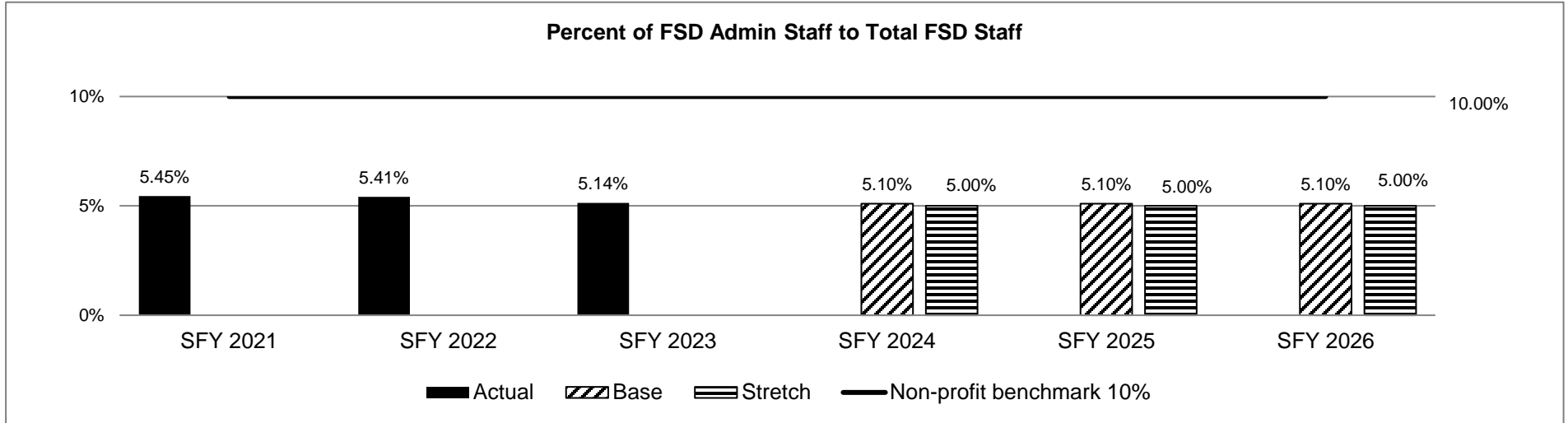
PROGRAM DESCRIPTION

Department: Social Services

HB Section(s): 11.100

Program Name: Family Support Administration

Program is found in the following core budget(s): Family Support Administration



*SFY 2021 reflect changes in processes that occurred during the COVID-19 pandemic.

PROGRAM DESCRIPTION

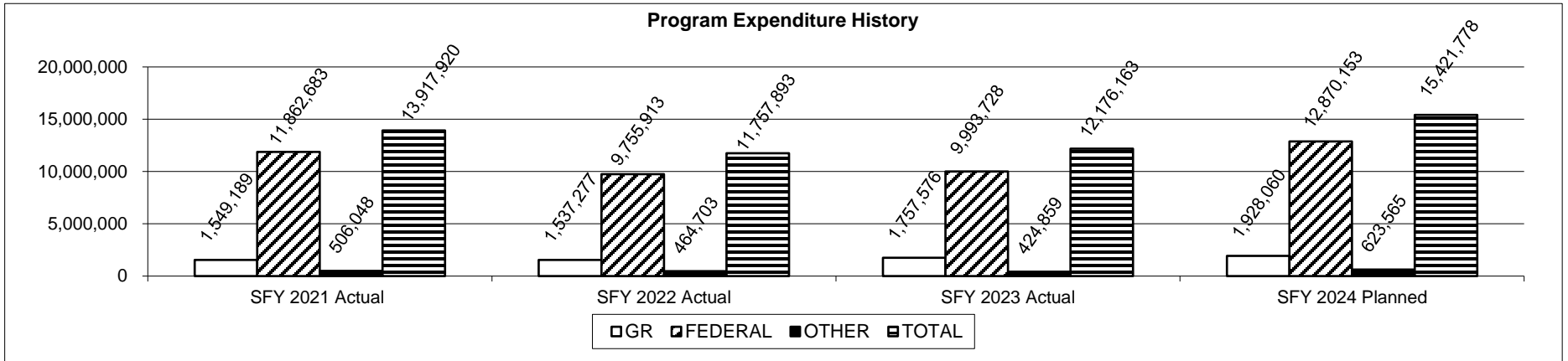
Department: Social Services

HB Section(s): 11.100

Program Name: Family Support Administration

Program is found in the following core budget(s): Family Support Administration

3. Provide actual expenditures for the prior three fiscal years and planned expenditures for the current fiscal year. (Note: Amounts do not include fringe benefit costs.)



SFY 2024 Planned expenditures are net of reverted.

4. What are the sources of the "Other " funds?

Child Support Enforcement Collections Fund (0169)

5. What is the authorization for this program, i.e., federal or state statute, etc.? (Include the federal program number, if applicable.)

State Statute: Sections 207.010 and 207.022, RSMo. Federal: 45 CFR Chapter 111.

6. Are there federal matching requirements? If yes, please explain.

Family Support Administration federal fund (FF) reimbursement is based on the type of expenditure. Some expenditures are reimbursable at the IM time study rate of around (59% FF and 41% State Match) or at the level as specified under federal law, such as CS IV-D (66% FF and 34% State Match) or SNAP Administration (50% FF and 50% State Match) if expenditures are allowable under the program. The time study rate is determined by polling a select number of IM staff to determine the amount of time spent on particular programs. The time spent on each program and the earnings for these programs are used to determine a federal reimbursement rate. In addition, some administrative expenditures may be used as Maintenance of Effort (MOE) to earn other federal grants.

7. Is this a federally mandated program? If yes, please explain.

Resources used to support federally mandated programs such as SNAP and MO HealthNet are federally mandated.

**Core - Income
Maintenance
Field Staff & Operations**

CORE DECISION ITEM

Department: Social Services
Division: Family Support
Core: Income Maintenance Field Staff and Operations

Budget Unit: 90070C
HB Section: 11.105

1. CORE FINANCIAL SUMMARY

	FY 2025 Budget Request					FY 2025 Governor's Recommendation			
	GR	Federal	Other	Total		GR	Federal	Other	Total
PS	26,252,350	45,447,610	1,011,184	72,711,144	PS	0	0	0	0
EE	732,916	16,036,726	27,917	16,797,559	EE	0	0	0	0
PSD	13,192	14,586	0	27,778	PSD	0	0	0	0
TRF	0	0	0	0	TRF	0	0	0	0
Total	26,998,458	61,498,922	1,039,101	89,536,481	Total	0	0	0	0
FTE	582.16	1,071.09	23.48	1,676.73	FTE	0.00	0.00	0.00	0.00

Est. Fringe	18,527,712	33,025,025	729,514	52,282,251
<i>Note: Fringes budgeted in House Bill 5 except for certain fringes budgeted directly to MoDOT, Highway Patrol, and Conservation.</i>				

Est. Fringe	0	0	0	0
<i>Note: Fringes budgeted in House Bill 5 except for certain fringes budgeted directly to MoDOT, Highway Patrol, and Conservation.</i>				

Other Funds: Health Initiatives Fund (0275) - \$1,039,101

Other Funds: N/A

2. CORE DESCRIPTION

The Family Support Division (FSD), Income Maintenance Field Staff Operations determine eligibility for assistance programs to help low-income and vulnerable Missouri citizens, by ensuring accurate and timely eligibility determinations and reinvestigations are completed while documenting and monitoring benefit amounts, referring recipients to employment and training, and partnering with stakeholders and providers to enhance access to programs and services. Field staff include Benefit Program Technicians, Benefit Program Specialists, supervisors, managers, and clerical. This appropriation provides funding for front-line staff and support staff to operate the Income Maintenance (IM) programs in all of Missouri's 114 counties and the City of St. Louis. This appropriation supports expenses and equipment, and communication and technology costs for IM staff and FSD's merit-staffed Call Center operation. Call Center operations are also funded through the IM Call Center House Bill section 11.110.

3. PROGRAM LISTING (list programs included in this core funding)

Income Maintenance Field Staff and Operations

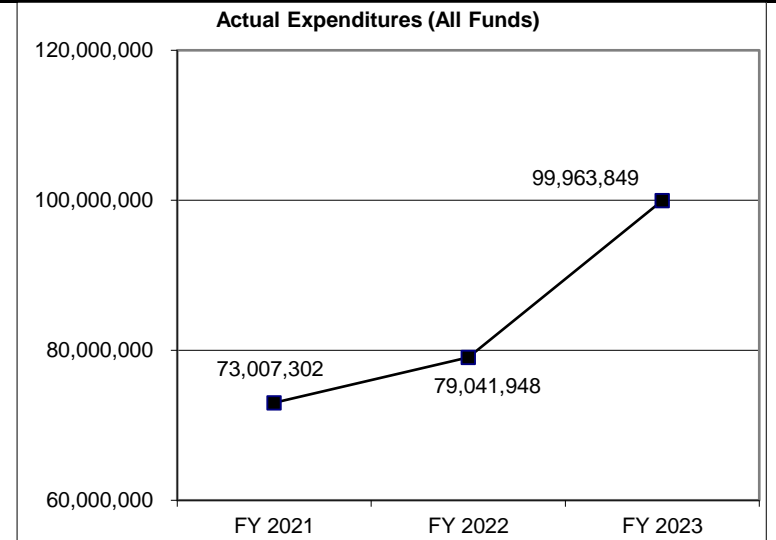
CORE DECISION ITEM

Department: Social Services
Division: Family Support
Core: Income Maintenance Field Staff and Operations

Budget Unit: 90070C
HB Section: 11.105

4. FINANCIAL HISTORY

	FY 2021 Actual	FY 2022 Actual	FY 2023 Actual	FY 2024 Current Yr.
Appropriation (All Funds)	85,874,512	109,503,442	115,922,001	89,536,481
Less Reverted (All Funds)	(1,564,536)	(1,025,737)	(1,119,998)	(841,128)
Less Restricted (All Funds)*	0	0	0	0
Budget Authority (All Funds)	84,309,976	108,477,705	114,802,003	88,695,353
Actual Expenditures (All Funds)	73,007,302	79,041,948	99,963,849	N/A
Unexpended (All Funds)	11,302,674	29,435,757	14,838,154	N/A
Unexpended, by Fund:				
General Revenue	63,858	1,325,034	104,236	N/A
Federal	11,234,233	27,793,999	14,631,866	N/A
Other	4,583	316,724	102,052	N/A
	(1)	(2)	(3)	(4)



*Current Year restricted amount is as of September 1, 2023.

Reverted includes the statutory three-percent reserve (when applicable).

Restricted includes any Governor's Expenditure Restriction (when applicable).

NOTES:

(1) FY 2021 - There were two pay plan increases for a total of \$1,208,887 (\$755,292 GR; \$441,157 FF; \$12,438 Other Funds). There was \$609,615 FF in Agency Reserve. There was a core reallocation increase of \$18,391 (\$5,389 GR; \$13,002 FF) for mileage reimbursement. There was a core reallocation of \$200,000 GR to STAT and a core reallocation of 3.49 FTE and \$87,942 FF to VOCA Admin and VOCA Grants.

(2) FY 2022 - There was a transfer of \$34,214 FF PS dollars and 1 FTE to the DESE Early Childhood Office. There was a pay plan increase of \$720,814 (\$287,657 GR; \$424,619 FF; \$8,538 Other Funds), mileage reimbursement increase of \$20,506 (\$8,961 GR; \$11,545 FF) and an increased SNAP Benefit of \$1,350,503 FF. There was a supplemental increase of \$14,395,049 FF for AEG and \$927,223 (\$231,805 GR; \$695,418 FF) for PHE. There was a supplemental increase of \$6,249,049 FF for SNAP ARPA.

(3) FY 2023 - There was a core reduction of \$1,350,503 FF for increased SNAP Benefit. There was a supplemental decrease of \$14,395,049 FF for AEG fund and \$927,223 FF for PHE funds. There was a cost to continue pay plan increase of \$720,814 (\$287,657 GR; \$424,619 FF) and a FY23 pay plan increases of \$4,752,566 (\$1,792,145 GR; \$2,901,266 FF; \$59,155 OT). There was an MHD CTC increase of \$21,762,724 FF and PHE increase of \$11,126,677 (\$2,781,669 GR; \$8,345,008 FF). There was an increase of \$2,083,773 (\$985,568 GR; \$1,098,205 FF) for IM Centralized Mail and a mileage reimbursement increase of \$20,506 (\$8,961 GR; \$11,545 FF). The SNAP core of \$6,249,049 FF and the IM Field PHE core of \$11,126,677 (\$2,781,669 GR; \$8,345,008 FF) were broken out into separate cores.

(4) FY 2024 - There was a reduction of 451.5 FTE. There was a core reduction of \$33,439,144 (\$11,491,479 GR; \$21,947,665 FF). There was a pay plan increase of \$5,780,952 (\$2,101,152 GR; \$3,598,867 FF; \$80,933 OF) and a mileage increase of \$15,791 (\$13,728 GR; \$2,063 FF) and a increase of \$1,256,881 FF for Child Care Application Processing Increase.

CORE DECISION ITEM

Department: Social Services
 Division: Family Support
 Core: Income Maintenance Field Staff and Operations- SNAP ARPA

Budget Unit: 90071C
 HB Section: 11.105

1. CORE FINANCIAL SUMMARY

	FY 2025 Budget Request			
	GR	Federal	Other	Total
PS	0	0	0	0
EE	0	0	0	0
PSD	0	0	0	0
TRF	0	0	0	0
Total	0	0	0	0
FTE	0.00	0.00	0.00	0.00

	FY 2025 Governor's Recommendation			
	GR	Federal	Other	Total
PS	0	0	0	0
EE	0	0	0	0
PSD	0	0	0	0
TRF	0	0	0	0
Total	0	0	0	0
FTE	0.00	0.00	0.00	0.00

Est. Fringe	0	0	0	0
--------------------	---	---	---	---

Note: Fringes budgeted in House Bill 5 except for certain fringes budgeted directly to MoDOT, Highway Patrol, and Conservation.

Est. Fringe	0	0	0	0
--------------------	---	---	---	---

Note: Fringes budgeted in House Bill 5 except for certain fringes budgeted directly to MoDOT, Highway Patrol, and Conservation.

Other Funds: N/A

Other Funds: N/A

2. CORE DESCRIPTION

The Family Support Division (FSD), Income Maintenance Field Staff Operations determine eligibility for assistance programs to help low-income and vulnerable Missouri citizens, by ensuring accurate and timely eligibility determinations and reinvestigations are completed while documenting and monitoring benefit amounts, referring recipients to employment and training, and partnering with stakeholders and providers to enhance access to programs and services.

This core is funded by Supplemental Nutrition Assistance Program (SNAP) American Rescue Plan Act (ARPA). In FY 2023 and FY 2024, appropriated SNAP ARPA funding was used to fund the implementation of IM Centralized Mail, Machine Learning Technology, and an enhanced IM Customer Service Portal. This grant was funded through September 30, 2023, and therefore this appropriation is being core reduced in SFY 2025.

3. PROGRAM LISTING (list programs included in this core funding)

Income Maintenance Field Staff and Operations- SNAP ARPA

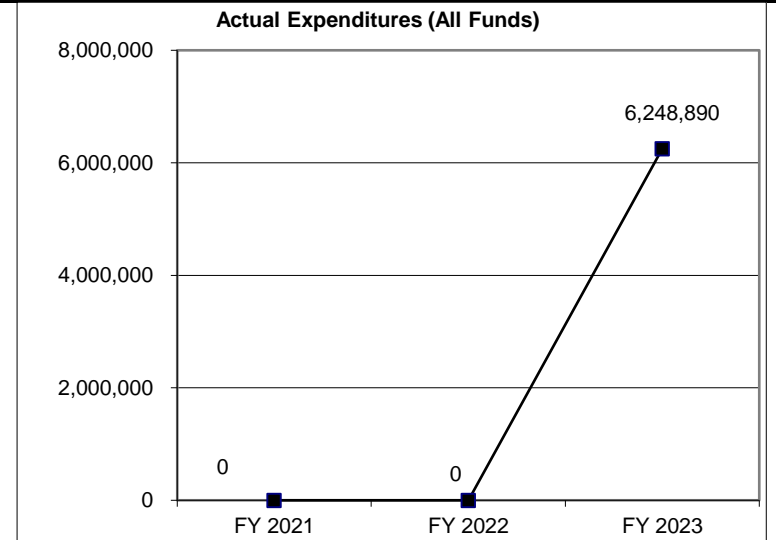
CORE DECISION ITEM

Department: Social Services
Division: Family Support
Core: Income Maintenance Field Staff and Operations- SNAP ARPA

Budget Unit: 90071C
HB Section: 11.105

4. FINANCIAL HISTORY

	FY 2021 Actual	FY 2022 Actual	FY 2023 Actual	FY 2024 Current Yr.
Appropriation (All Funds)	0	0	6,249,049	2,618,024
Less Reverted (All Funds)	0	0	0	0
Less Restricted (All Funds)*	0	0	0	0
Budget Authority (All Funds)	0	0	6,249,049	2,618,024
Actual Expenditures (All Funds)	0	0	6,248,890	N/A
Unexpended (All Funds)	0	0	159	N/A
Unexpended, by Fund:				
General Revenue	0	0	0	N/A
Federal	0	0	159	N/A
Other	0	0	0	N/A
	(1)	(1)	(2)	(3)



*Current Year restricted amount is as of September 1, 2023.

Reverted includes the statutory three-percent reserve (when applicable).

Restricted includes any Governor's Expenditure Restriction (when applicable).

NOTES:

- (1)** FY 2021 & FY 2022 were previously combined in the IM Field Staff Ops Core.
- (2)** FY 2023 - The SNAP core of \$6,249,890 FF was separated from the IM Field Staff and Ops core.
- (3)** FY 2024 - There was a core reduction of \$3,631,025 FF for SNAP.

CORE DECISION ITEM

Department: Social Services
 Division: Family Support
 Core: Income Maintenance Field Staff and Operations PHE

Budget Unit: 90072C
 HB Section: 11.105

1. CORE FINANCIAL SUMMARY

	FY 2025 Budget Request			
	GR	Federal	Other	Total
PS	0	0	0	0
EE	0	0	0	0
PSD	0	0	0	0
TRF	0	0	0	0
Total	0	0	0	0
FTE	0.00	0.00	0.00	0.00

	FY 2025 Governor's Recommendation			
	GR	Federal	Other	Total
PS	0	0	0	0
EE	0	0	0	0
PSD	0	0	0	0
TRF	0	0	0	0
Total	0	0	0	0
FTE	0.00	0.00	0.00	0.00

Est. Fringe	0	0	0	0
--------------------	---	---	---	---

Note: Fringes budgeted in House Bill 5 except for certain fringes budgeted directly to MoDOT, Highway Patrol, and Conservation.

Est. Fringe	0	0	0	0
--------------------	---	---	---	---

Note: Fringes budgeted in House Bill 5 except for certain fringes budgeted directly to MoDOT, Highway Patrol, and Conservation.

Other Funds: N/A

Other Funds: N/A

2. CORE DESCRIPTION

The Family Support Division (FSD), Income Maintenance Field Staff Operations determine eligibility for assistance programs to help low-income and vulnerable Missouri citizens, by ensuring accurate and timely eligibility determinations and reinvestigations are completed while documenting and monitoring benefit amounts, referring recipients to employment and training, and partnering with stakeholders and providers to enhance access to programs and services.

This core funds costs associated with the Public Health Emergency (PHE) unwind. This funding is needed to support costs associated with PHE unwind such as contracted call center expansion to support more calls due to the changes in cases, the volume of annual renewals, and the mailing of notices to notify the participant of any change, closing notice or request for information.

3. PROGRAM LISTING (list programs included in this core funding)

Income Maintenance Field Staff and Operations PHE

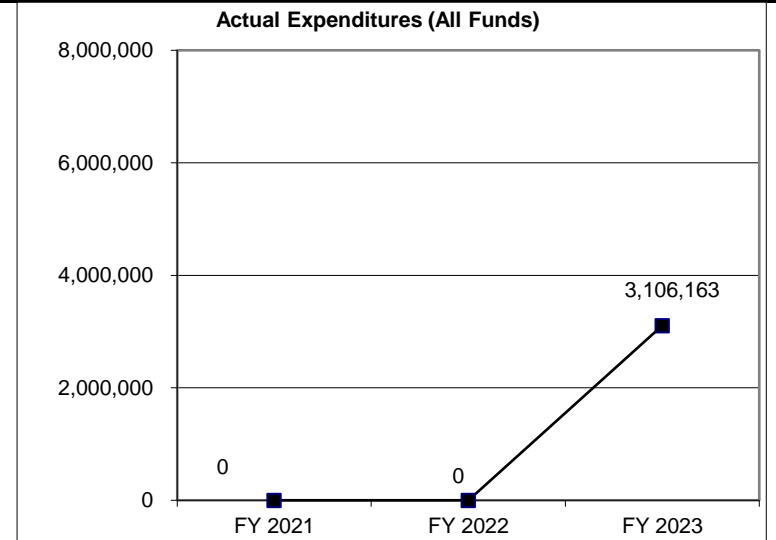
CORE DECISION ITEM

Department: Social Services
Division: Family Support
Core: Income Maintenance Field Staff and Operations PHE

Budget Unit: 90072C
HB Section: 11.105

4. FINANCIAL HISTORY

	FY 2021 Actual	FY 2022 Actual	FY 2023 Actual	FY 2024 Current Yr.
Appropriation (All Funds)	0	0	11,126,677	11,126,677
Less Reverted (All Funds)	0	0	(83,450)	(83,450)
Less Restricted (All Funds)*	0	0	0	0
Budget Authority (All Funds)	0	0	11,043,227	11,043,227
Actual Expenditures (All Funds)	0	0	3,106,163	N/A
Unexpended (All Funds)	0	0	7,937,064	N/A
Unexpended, by Fund:				
General Revenue	0	0	1,520,921	N/A
Federal	0	0	6,416,143	N/A
Other	0	0	0	N/A
	(1)	(1)	(2)	



*Current Year restricted amount is as of September 1, 2023.

Reverted includes the statutory three-percent reserve (when applicable).

Restricted includes any Governor's Expenditure Restriction (when applicable).

NOTES:

(1) FY 2022 was previously combined in the IM Field Staff Ops Core.

(2) FY 2023- The IM Field Staff and Ops PHE core of \$11,126,677 (\$2,781,669 GR; \$8,345,008 FF) was separated from the IM Field Staff and Ops core.

CORE RECONCILIATION DETAIL

**DEPARTMENT OF SOCIAL SERVICES
IM FIELD STAFF/OPS**

5. CORE RECONCILIATION DETAIL

				Budget Class	FTE	GR	Federal	Other	Total	Explanation
TAFP AFTER VETOES										
				PS	1,676.73	26,252,350	45,447,610	1,011,184	72,711,144	
				EE	0.00	732,916	16,036,226	27,917	16,797,059	
				PD	0.00	13,192	15,086	0	28,278	
				Total	1,676.73	26,998,458	61,498,922	1,039,101	89,536,481	
DEPARTMENT CORE ADJUSTMENTS										
Core Reallocation	680	6287		PS	0.00	0	0	0		(0) Core reallocation to align with actual expenditures.
Core Reallocation	680	6285		PS	0.00	0	0	0		(0) Core reallocation to align with actual expenditures.
Core Reallocation	680	6282		PS	0.00	0	0	0		(0) Core reallocation to align with actual expenditures.
Core Reallocation	680	6280		PS	0.00	0	0	0		(0) Core reallocation to align with actual expenditures.
Core Reallocation	690	6286		EE	0.00	0	500	0	500	Core reallocation to align with actual expenditures.
Core Reallocation	690	6286		PD	0.00	0	(500)	0	(500)	Core reallocation to align with actual expenditures.
Core Reallocation	895	6285		PS	21.40	0	805,542	0	805,542	Core reallocation from Fund 0168 to Fund 0610 to align with earnings.
Core Reallocation	895	7547		PS	(21.40)	0	(805,542)	0	(805,542)	Core reallocation from Fund 0168 to Fund 0610 to align with earnings.
NET DEPARTMENT CHANGES					0.00	0	0	0	0	0
DEPARTMENT CORE REQUEST										
				PS	1,676.73	26,252,350	45,447,610	1,011,184	72,711,144	
				EE	0.00	732,916	16,036,726	27,917	16,797,559	

CORE RECONCILIATION DETAIL

**DEPARTMENT OF SOCIAL SERVICES
IM FIELD STAFF/OPS**

5. CORE RECONCILIATION DETAIL

	Budget Class	FTE	GR	Federal	Other	Total	Explanation
DEPARTMENT CORE REQUEST							
	PD	0.00	13,192	14,586	0	27,778	
	Total	1,676.73	26,998,458	61,498,922	1,039,101	89,536,481	
GOVERNOR'S RECOMMENDED CORE							
	PS	1,676.73	26,252,350	45,447,610	1,011,184	72,711,144	
	EE	0.00	732,916	16,036,726	27,917	16,797,559	
	PD	0.00	13,192	14,586	0	27,778	
	Total	1,676.73	26,998,458	61,498,922	1,039,101	89,536,481	

CORE RECONCILIATION DETAIL

**DEPARTMENT OF SOCIAL SERVICES
SNAP**

5. CORE RECONCILIATION DETAIL

	Budget Class	FTE	GR	Federal	Other	Total	Explanation
TAFP AFTER VETOES							
	EE	0.00	0	2,618,024	0	2,618,024	
	Total	0.00	0	2,618,024	0	2,618,024	
DEPARTMENT CORE ADJUSTMENTS							
Core Reduction	827 8882 EE	0.00	0	(2,618,024)	0	(2,618,024)	Core reduction of stimulus appropriation, award ended this fiscal year.
NET DEPARTMENT CHANGES		0.00	0	(2,618,024)	0	(2,618,024)	
DEPARTMENT CORE REQUEST							
	EE	0.00	0	0	0	0	
	Total	0.00	0	0	0	0	
GOVERNOR'S RECOMMENDED CORE							
	EE	0.00	0	0	0	0	
	Total	0.00	0	0	0	0	

CORE RECONCILIATION DETAIL

**DEPARTMENT OF SOCIAL SERVICES
IM FIELD STAFF/OPS PHE**

5. CORE RECONCILIATION DETAIL

	Budget Class	FTE	GR	Federal	Other	Total	Explanation
TAFP AFTER VETOES							
	EE	0.00	2,781,669	8,345,008	0	11,126,677	
	Total	0.00	2,781,669	8,345,008	0	11,126,677	
DEPARTMENT CORE ADJUSTMENTS							
1x Expenditures	223 1016 EE	0.00	(2,781,669)	0	0	(2,781,669)	Core reduction of one-time funding.
1x Expenditures	223 1008 EE	0.00	0	(8,345,008)	0	(8,345,008)	Core reduction of one-time funding.
	NET DEPARTMENT CHANGES	0.00	(2,781,669)	(8,345,008)	0	(11,126,677)	
DEPARTMENT CORE REQUEST							
	EE	0.00	0	0	0	0	
	Total	0.00	0	0	0	0	
GOVERNOR'S RECOMMENDED CORE							
	EE	0.00	0	0	0	0	
	Total	0.00	0	0	0	0	

DECISION ITEM SUMMARY

Budget Unit									
Decision Item	FY 2023	FY 2023	FY 2024	FY 2024	FY 2025	FY 2025	*****	*****	
Budget Object Summary	ACTUAL	ACTUAL	BUDGET	BUDGET	DEPT REQ	DEPT REQ	SECURED	SECURED	
Fund	DOLLAR	FTE	DOLLAR	FTE	DOLLAR	FTE	COLUMN	COLUMN	
IM FIELD STAFF/OPS									
CORE									
PERSONAL SERVICES									
GENERAL REVENUE	29,034,804	744.45	26,252,350	582.16	26,252,350	582.16	0	0.00	
CHILD CARE AND DEVELOPMENT FED	3,621,894	93.36	3,340,244	88.72	2,534,702	67.32	0	0.00	
TEMP ASSIST NEEDY FAM FEDERAL	1,083,662	27.91	668,916	21.74	668,916	21.74	0	0.00	
DEPT OF SOC SERV FEDERAL & OTH	37,507,235	962.41	40,630,334	954.55	41,435,876	975.95	0	0.00	
FMAP ENHANCEMENT - EXPANSION	929,998	23.63	808,116	6.08	808,116	6.08	0	0.00	
HEALTH INITIATIVES	815,886	20.81	1,011,184	23.48	1,011,184	23.48	0	0.00	
TOTAL - PS	72,993,479	1,872.57	72,711,144	1,676.73	72,711,144	1,676.73	0	0.00	
EXPENSE & EQUIPMENT									
GENERAL REVENUE	6,134,619	0.00	732,916	0.00	732,916	0.00	0	0.00	
CHILD CARE AND DEVELOPMENT FED	228,873	0.00	300,556	0.00	300,556	0.00	0	0.00	
TEMP ASSIST NEEDY FAM FEDERAL	340,116	0.00	94,647	0.00	94,647	0.00	0	0.00	
DEPT OF SOC SERV FEDERAL & OTH	15,822,909	0.00	11,762,776	0.00	11,763,276	0.00	0	0.00	
FMAP ENHANCEMENT - EXPANSION	4,418,722	0.00	3,878,247	0.00	3,878,247	0.00	0	0.00	
HEALTH INITIATIVES	11,484	0.00	27,917	0.00	27,917	0.00	0	0.00	
TOTAL - EE	26,956,723	0.00	16,797,059	0.00	16,797,559	0.00	0	0.00	
PROGRAM-SPECIFIC									
GENERAL REVENUE	10,146	0.00	13,192	0.00	13,192	0.00	0	0.00	
TEMP ASSIST NEEDY FAM FEDERAL	0	0.00	79	0.00	79	0.00	0	0.00	
DEPT OF SOC SERV FEDERAL & OTH	3,501	0.00	15,007	0.00	14,507	0.00	0	0.00	
TOTAL - PD	13,647	0.00	28,278	0.00	27,778	0.00	0	0.00	
TOTAL	99,963,849	1,872.57	89,536,481	1,676.73	89,536,481	1,676.73	0	0.00	
SB 45/90/106 Imp RSMo 208.066 - 1886005									
PERSONAL SERVICES									
GENERAL REVENUE	0	0.00	0	0.00	206,839	5.00	0	0.00	
DEPT OF SOC SERV FEDERAL & OTH	0	0.00	0	0.00	206,840	5.00	0	0.00	
TOTAL - PS	0	0.00	0	0.00	413,679	10.00	0	0.00	
EXPENSE & EQUIPMENT									
GENERAL REVENUE	0	0.00	0	0.00	333,665	0.00	0	0.00	

9/15/23 11:19

im_disummary

DECISION ITEM SUMMARY

Budget Unit									
Decision Item	FY 2023	FY 2023	FY 2024	FY 2024	FY 2025	FY 2025	*****	*****	
Budget Object Summary	ACTUAL	ACTUAL	BUDGET	BUDGET	DEPT REQ	DEPT REQ	SECURED	SECURED	
Fund	DOLLAR	FTE	DOLLAR	FTE	DOLLAR	FTE	COLUMN	COLUMN	
SNAP									
CORE									
EXPENSE & EQUIPMENT									
DSS FEDERAL STIM 2021 FUND	6,248,890	0.00	2,618,024	0.00	0	0.00	0	0.00	
TOTAL - EE	6,248,890	0.00	2,618,024	0.00	0	0.00	0	0.00	
TOTAL	6,248,890	0.00	2,618,024	0.00	0	0.00	0	0.00	
GRAND TOTAL	\$6,248,890	0.00	\$2,618,024	0.00	\$0	0.00	\$0	0.00	

DECISION ITEM SUMMARY

Budget Unit									
Decision Item	FY 2023	FY 2023	FY 2024	FY 2024	FY 2025	FY 2025	*****	*****	
Budget Object Summary	ACTUAL	ACTUAL	BUDGET	BUDGET	DEPT REQ	DEPT REQ	SECURED	SECURED	
Fund	DOLLAR	FTE	DOLLAR	FTE	DOLLAR	FTE	COLUMN	COLUMN	
IM FIELD STAFF/OPS PHE									
CORE									
EXPENSE & EQUIPMENT									
GENERAL REVENUE	1,177,298	0.00	2,781,669	0.00	0	0.00	0	0.00	
DEPT OF SOC SERV FEDERAL & OTH	1,928,865	0.00	8,345,008	0.00	0	0.00	0	0.00	
TOTAL - EE	3,106,163	0.00	11,126,677	0.00	0	0.00	0	0.00	
TOTAL	3,106,163	0.00	11,126,677	0.00	0	0.00	0	0.00	
PHE Eligibility Verification - 1886032									
EXPENSE & EQUIPMENT									
GENERAL REVENUE	0	0.00	0	0.00	2,781,669	0.00	0	0.00	
DEPT OF SOC SERV FEDERAL & OTH	0	0.00	0	0.00	8,345,008	0.00	0	0.00	
TOTAL - EE	0	0.00	0	0.00	11,126,677	0.00	0	0.00	
TOTAL	0	0.00	0	0.00	11,126,677	0.00	0	0.00	
GRAND TOTAL	\$3,106,163	0.00	\$11,126,677	0.00	\$11,126,677	0.00	\$0	0.00	

DECISION ITEM DETAIL

Budget Unit	FY 2023	FY 2023	FY 2024	FY 2024	FY 2025	FY 2025	*****	*****
Decision Item	ACTUAL	ACTUAL	BUDGET	BUDGET	DEPT REQ	DEPT REQ	SECURED	SECURED
Budget Object Class	DOLLAR	FTE	DOLLAR	FTE	DOLLAR	FTE	COLUMN	COLUMN
IM FIELD STAFF/OPS								
CORE								
DEPUTY DIVISION DIRECTOR	366	0.00	0	0.00	0	0.00	0	0.00
LEGAL COUNSEL	77,526	1.00	233,859	3.00	233,859	3.00	0	0.00
CLERK	15,883	0.51	263	0.00	263	0.00	0	0.00
MISCELLANEOUS PROFESSIONAL	484,092	12.26	894	0.02	894	0.02	0	0.00
SPECIAL ASST PROFESSIONAL	285,463	4.43	229,292	3.31	229,292	3.31	0	0.00
ADMINISTRATIVE SUPPORT CLERK	0	0.00	1,288	0.00	1,288	0.00	0	0.00
ADMIN SUPPORT ASSISTANT	3,034,987	89.27	3,904,877	102.00	2,601,114	78.00	0	0.00
LEAD ADMIN SUPPORT ASSISTANT	726,557	18.82	495,495	12.00	359,505	9.00	0	0.00
ADMIN SUPPORT PROFESSIONAL	292,209	6.97	120,063	3.00	120,063	3.00	0	0.00
ADMINISTRATIVE MANAGER	26,999	0.45	0	0.00	0	0.00	0	0.00
PROGRAM SPECIALIST	2,630,672	51.39	2,272,026	42.00	3,514,194	65.00	0	0.00
SENIOR PROGRAM SPECIALIST	16,812	0.28	0	0.00	0	0.00	0	0.00
PROGRAM COORDINATOR	3,765,498	64.20	4,107,622	67.00	4,107,622	67.00	0	0.00
PROGRAM MANAGER	1,045,016	13.58	812,441	11.00	812,441	11.00	0	0.00
RESEARCH/DATA ASSISTANT	39,216	1.02	40,937	1.00	40,937	1.00	0	0.00
ASSOC RESEARCH/DATA ANALYST	743,219	17.95	697,623	18.22	697,623	18.22	0	0.00
RESEARCH/DATA ANALYST	137,610	2.67	163,258	3.00	163,258	3.00	0	0.00
SENIOR RESEARCH/DATA ANALYST	45,437	0.99	48,685	1.00	48,685	1.00	0	0.00
STAFF DEV TRAINING SPECIALIST	850,724	17.77	890,954	18.00	890,954	18.00	0	0.00
SR STAFF DEV TRAINING SPEC	281,423	5.10	174,547	3.00	174,547	3.00	0	0.00
SENIOR ACCOUNTS ASSISTANT	72,009	1.70	0	0.00	135,990	3.00	0	0.00
ACCOUNTS SUPERVISOR	19,709	0.32	0	0.00	61,595	1.00	0	0.00
SENIOR ACCOUNTANT	21,736	0.39	40,944	0.82	40,944	0.82	0	0.00
ACCOUNTANT MANAGER	80,140	0.99	85,866	1.00	85,866	1.00	0	0.00
AUDITOR	37,157	0.69	0	0.00	0	0.00	0	0.00
GRANTS SPECIALIST	0	0.00	76,533	1.00	76,533	1.00	0	0.00
PROCUREMENT ANALYST	22,420	0.51	46,993	1.00	46,993	1.00	0	0.00
PROCUREMENT SPECIALIST	30,581	0.56	0	0.00	0	0.00	0	0.00
HUMAN RESOURCES GENERALIST	0	0.00	12,050	0.16	12,050	0.16	0	0.00
HUMAN RESOURCES SPECIALIST	24,685	0.47	0	0.00	0	0.00	0	0.00
BENEFIT PROGRAM ASSOCIATE	653,068	19.39	707,658	20.00	707,658	20.00	0	0.00
BENEFIT PROGRAM TECHNICIAN	39,398,873	1,102.08	38,068,348	926.20	38,068,348	926.20	0	0.00

DECISION ITEM DETAIL

Budget Unit	FY 2023	FY 2023	FY 2024	FY 2024	FY 2025	FY 2025	*****	*****
Decision Item	ACTUAL	ACTUAL	BUDGET	BUDGET	DEPT REQ	DEPT REQ	SECURED	SECURED
Budget Object Class	DOLLAR	FTE	DOLLAR	FTE	DOLLAR	FTE	COLUMN	COLUMN
IM FIELD STAFF/OPS								
CORE								
BENEFIT PROGRAM SPECIALIST	11,593,603	283.79	12,568,721	288.00	12,568,721	288.00	0	0.00
BENEFIT PROGRAM SR SPECIALIST	119,442	2.35	162,022	3.00	162,022	3.00	0	0.00
BENEFIT PROGRAM SUPERVISOR	6,420,347	150.67	6,747,885	148.00	6,747,885	148.00	0	0.00
TOTAL - PS	72,993,479	1,872.57	72,711,144	1,676.73	72,711,144	1,676.73	0	0.00
TRAVEL, IN-STATE	230,805	0.00	276,639	0.00	277,639	0.00	0	0.00
TRAVEL, OUT-OF-STATE	11,878	0.00	0	0.00	3,500	0.00	0	0.00
FUEL & UTILITIES	0	0.00	41,288	0.00	5,221	0.00	0	0.00
SUPPLIES	3,146,348	0.00	1,150,365	0.00	1,850,201	0.00	0	0.00
PROFESSIONAL DEVELOPMENT	9,813	0.00	17,861	0.00	15,361	0.00	0	0.00
COMMUNICATION SERV & SUPP	2,317,653	0.00	3,105,578	0.00	3,106,578	0.00	0	0.00
PROFESSIONAL SERVICES	16,964,482	0.00	11,047,815	0.00	11,048,815	0.00	0	0.00
HOUSEKEEPING & JANITORIAL SERV	15,859	0.00	48,687	0.00	14,687	0.00	0	0.00
M&R SERVICES	1,854,607	0.00	142,095	0.00	144,095	0.00	0	0.00
COMPUTER EQUIPMENT	2,072,489	0.00	0	0.00	0	0.00	0	0.00
MOTORIZED EQUIPMENT	23,000	0.00	0	0.00	0	0.00	0	0.00
OFFICE EQUIPMENT	76,743	0.00	102,746	0.00	78,246	0.00	0	0.00
OTHER EQUIPMENT	174,550	0.00	178,587	0.00	180,587	0.00	0	0.00
PROPERTY & IMPROVEMENTS	100	0.00	36,469	0.00	3,100	0.00	0	0.00
BUILDING LEASE PAYMENTS	22,030	0.00	606,985	0.00	24,985	0.00	0	0.00
EQUIPMENT RENTALS & LEASES	19,592	0.00	21,675	0.00	23,675	0.00	0	0.00
MISCELLANEOUS EXPENSES	16,774	0.00	20,269	0.00	20,869	0.00	0	0.00
TOTAL - EE	26,956,723	0.00	16,797,059	0.00	16,797,559	0.00	0	0.00
PROGRAM DISTRIBUTIONS	6,645	0.00	1,894	0.00	1,394	0.00	0	0.00
DEBT SERVICE	7,002	0.00	26,384	0.00	26,384	0.00	0	0.00
TOTAL - PD	13,647	0.00	28,278	0.00	27,778	0.00	0	0.00
GRAND TOTAL	\$99,963,849	1,872.57	\$89,536,481	1,676.73	\$89,536,481	1,676.73	\$0	0.00
GENERAL REVENUE	\$35,179,569	744.45	\$26,998,458	582.16	\$26,998,458	582.16		0.00
FEDERAL FUNDS	\$63,956,910	1,107.31	\$61,498,922	1,071.09	\$61,498,922	1,071.09		0.00
OTHER FUNDS	\$827,370	20.81	\$1,039,101	23.48	\$1,039,101	23.48		0.00

DECISION ITEM DETAIL

Budget Unit	FY 2023	FY 2023	FY 2024	FY 2024	FY 2025	FY 2025	*****	*****
Decision Item	ACTUAL	ACTUAL	BUDGET	BUDGET	DEPT REQ	DEPT REQ	SECURED	SECURED
Budget Object Class	DOLLAR	FTE	DOLLAR	FTE	DOLLAR	FTE	COLUMN	COLUMN
SNAP								
CORE								
PROFESSIONAL SERVICES	5,691,486	0.00	2,618,024	0.00	0	0.00	0	0.00
M&R SERVICES	426,413	0.00	0	0.00	0	0.00	0	0.00
COMPUTER EQUIPMENT	130,991	0.00	0	0.00	0	0.00	0	0.00
TOTAL - EE	6,248,890	0.00	2,618,024	0.00	0	0.00	0	0.00
GRAND TOTAL	\$6,248,890	0.00	\$2,618,024	0.00	\$0	0.00	\$0	0.00
GENERAL REVENUE	\$0	0.00	\$0	0.00	\$0	0.00		0.00
FEDERAL FUNDS	\$6,248,890	0.00	\$2,618,024	0.00	\$0	0.00		0.00
OTHER FUNDS	\$0	0.00	\$0	0.00	\$0	0.00		0.00

DECISION ITEM DETAIL

Budget Unit	FY 2023	FY 2023	FY 2024	FY 2024	FY 2025	FY 2025	*****	*****
Decision Item	ACTUAL	ACTUAL	BUDGET	BUDGET	DEPT REQ	DEPT REQ	SECURED	SECURED
Budget Object Class	DOLLAR	FTE	DOLLAR	FTE	DOLLAR	FTE	COLUMN	COLUMN
IM FIELD STAFF/OPS PHE								
CORE								
SUPPLIES	122,035	0.00	0	0.00	0	0.00	0	0.00
PROFESSIONAL SERVICES	1,334,075	0.00	11,126,677	0.00	0	0.00	0	0.00
M&R SERVICES	1,640,194	0.00	0	0.00	0	0.00	0	0.00
COMPUTER EQUIPMENT	9,859	0.00	0	0.00	0	0.00	0	0.00
TOTAL - EE	3,106,163	0.00	11,126,677	0.00	0	0.00	0	0.00
GRAND TOTAL	\$3,106,163	0.00	\$11,126,677	0.00	\$0	0.00	\$0	0.00
GENERAL REVENUE	\$1,177,298	0.00	\$2,781,669	0.00	\$0	0.00		0.00
FEDERAL FUNDS	\$1,928,865	0.00	\$8,345,008	0.00	\$0	0.00		0.00
OTHER FUNDS	\$0	0.00	\$0	0.00	\$0	0.00		0.00

PROGRAM DESCRIPTION

Department: Social Services

HB Section(s): 11.105

Program Name: Income Maintenance Field Staff and Operations

Program is found in the following core budget(s): Income Maintenance Field Staff and Operations

1a. What strategic priority does this program address?

Move families to economic independence

1b. What does this program do?

The Family Support Division (FSD), Income Maintenance (IM) Field Staff Operations determine eligibility for assistance programs to help low-income and vulnerable Missourians, by ensuring accurate and timely eligibility determinations and reinvestigations are completed while documenting and monitoring benefit amounts, referring recipients to employment and training, and partnering with stakeholders and providers to enhance access to programs and services. This program provides funding for front-line and support staff to operate the IM Programs. Field staff include Benefit Program Technicians, Benefit Program Specialists, supervisors, managers, and clerical.

IM serves Missourians through Customer Service Centers and Resource Centers across the state. The Resource Centers are locations where individuals can walk in for assistance; Customer Service Centers focus on processing applications to determine eligibility for benefits and serving customers who seek assistance by contacting FSD's merit-staffed call center operation. Online services are also offered for individuals to check if they may be eligible, submit applications and upload verification documents, check the status of any pending applications for benefits, and report changes.

Beginning in FY 2023, FSD is contracting out the centralization of incoming mail processing providing greater efficiency, reliability, and improved timeliness in delivery of benefits to applicants.

Missouri continues to implement a new eligibility and enrollment system for IM Programs called the Missouri Eligibility Determination and Enrollment System (MEDES) along with the Enterprise Content Management (ECM) system.

MEDES allows for streamlined workflows and business processes. MEDES users have reported improved usability, accuracy and efficiency in the system. Project 1 of MEDES focused on MO HealthNet programs for families and was completed October 31, 2018.

The ECM system captures, manages, preserves, and delivers content and documents related to public assistance eligibility and enrollment processes. The ECM allows FSD workers to process applications and perform casework activities statewide, regardless of their physical location. It enables electronic file storage that will eventually eliminate the need to maintain paper files.

In May 2021, FSD implemented a new tasking system. Current™ tracks applications, change in circumstances and annual renewals completed by eligibility staff and determines productivity and timeliness for each staff. This also assists in determining accurate benefit levels in a timely manner. Key Performance Indicators or KPI's were developed and shared with all FSD-IM field staff. These indicators allow staff to more clearly understand the expectations of their daily activities, while empowering management to more readily understand the output of their staff, compare it across all areas of work, and hold all staff to a similar accountability. In FY 2023, FSD entered into a contract for machine learning technology, a new electronic verification service, document indexing, software to improve timely and accurate processing of information submitted to the agency and the timeliness of notifications sent out from the agency. This replaced the current technology in use that required each document to be manually reviewed and identified prior to being placed into a processing queue. In addition, FSD is implementing an Enhanced IM Customer Service Portal to allow FSD to remain accessible to clients at all times and provide a positive customer service experience.

In FY 2022 and FY 2023, supplemental authority was granted for Supplemental Nutrition Assistance Program (SNAP) American Rescue Plan Act (ARPA) funds to implement Centralized Mail and IM document machine learning technology and an Enhanced Customer Service Portal. SNAP ARPA was funded through September 30, 2023.

PROGRAM DESCRIPTION

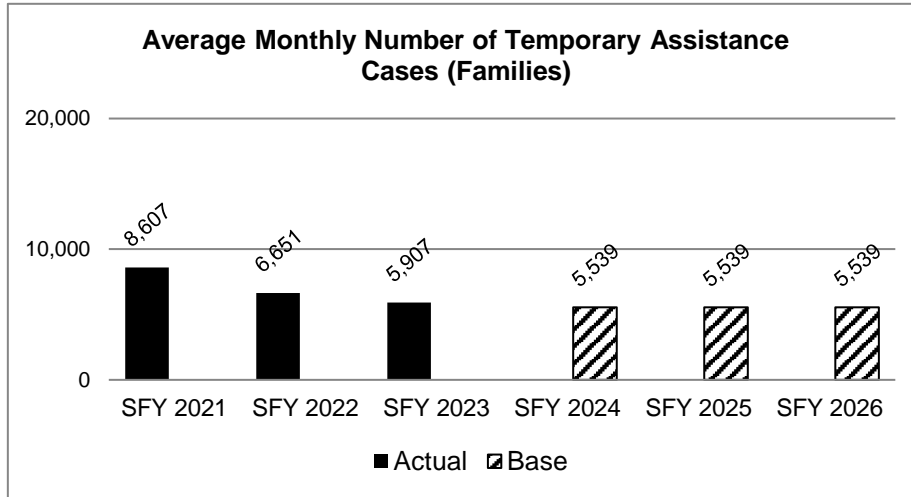
Department: Social Services

HB Section(s): 11.105

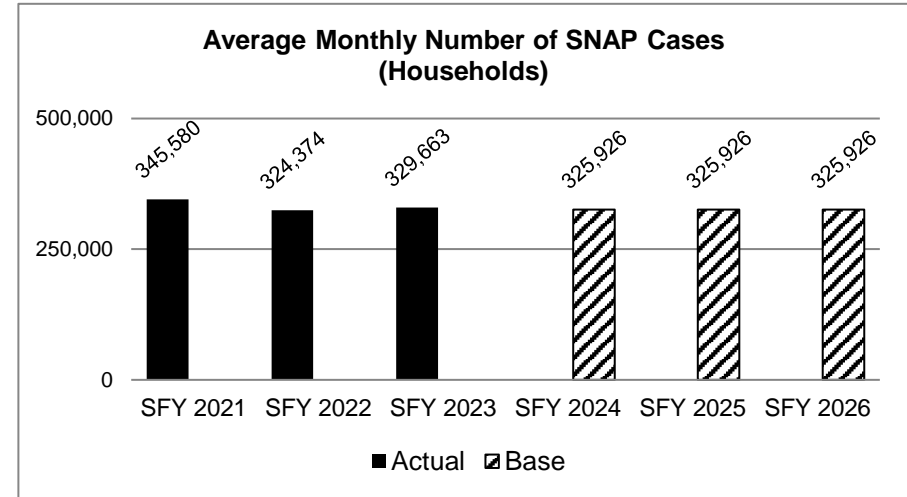
Program Name: Income Maintenance Field Staff and Operations

Program is found in the following core budget(s): Income Maintenance Field Staff and Operations

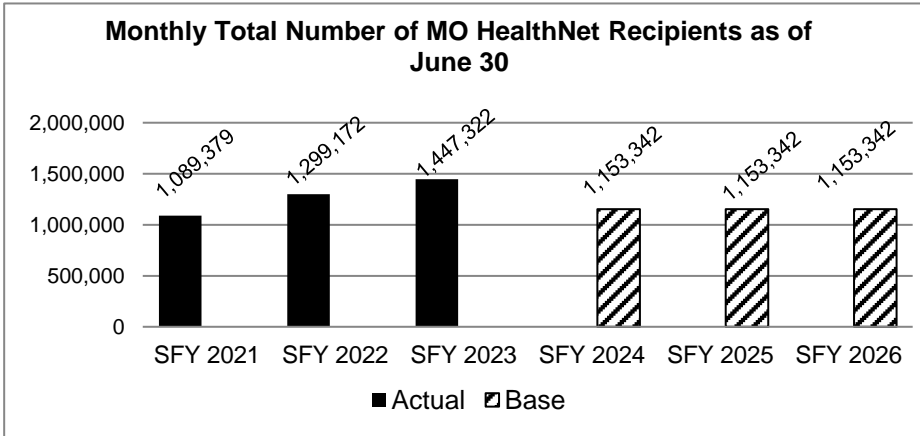
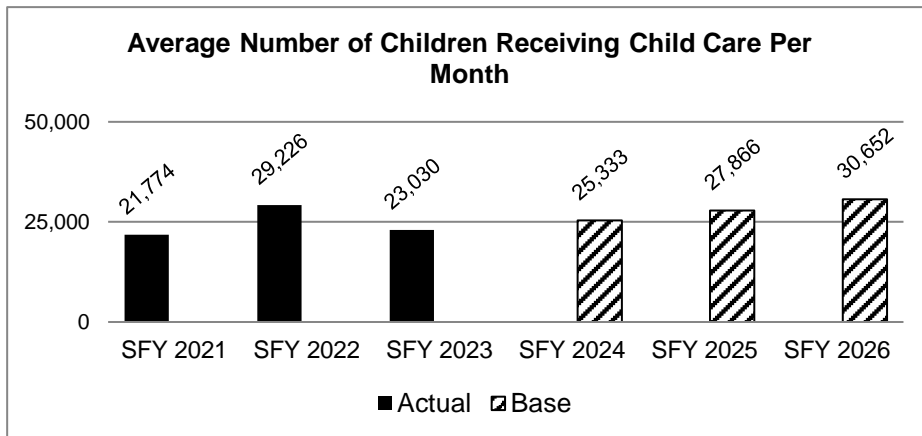
2a. Provide an activity measure(s) for the program.



Projections are based on current caseload numbers.



Projections are based on current caseload numbers.



Note: Includes Modified Adjusted Gross Income (MAGI), Permanently and Totally Disabled, and Elderly populations. Projections are based on current caseload numbers. SFY 2021 and SFY 2022 numbers reflect the Families First Coronavirus Relief Act where Medicaid cases were to remain open. Beginning SFY 2022, the Adult Expansion Group (AEG) is included.

PROGRAM DESCRIPTION

Department: Social Services

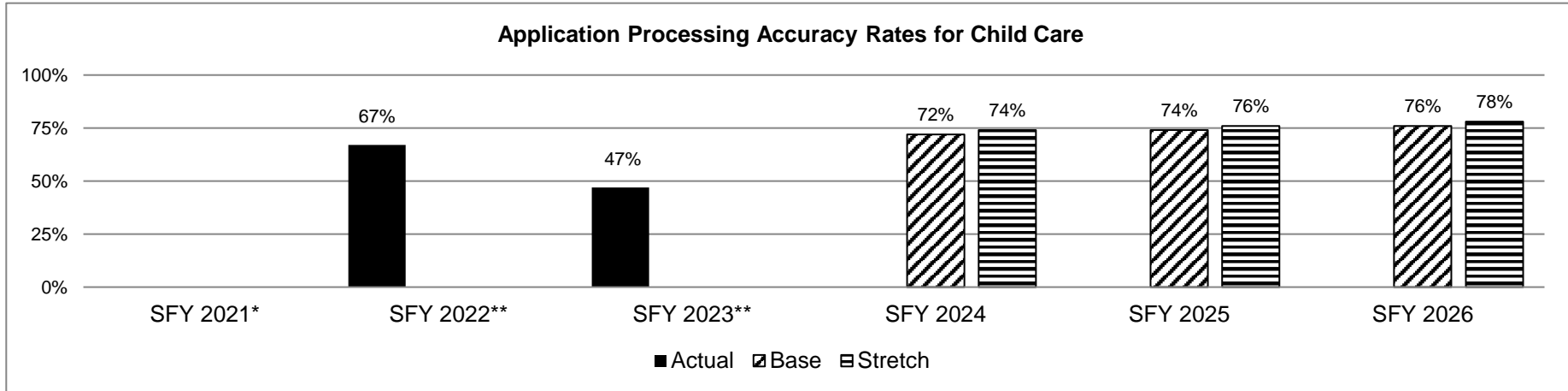
HB Section(s): 11.105

Program Name: Income Maintenance Field Staff and Operations

Program is found in the following core budget(s): Income Maintenance Field Staff and Operations

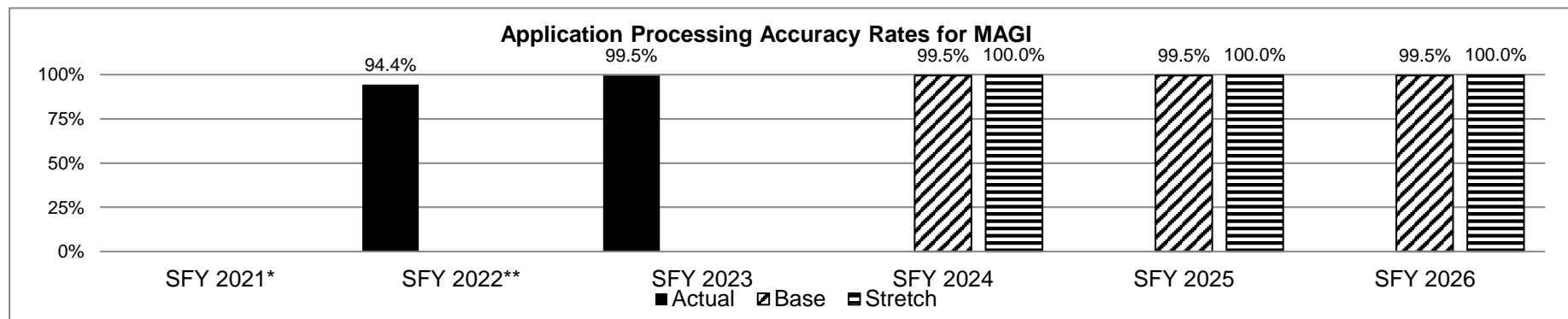
2b. Provide a measure(s) of the program's quality.

FSD has developed measures to quantify processing error rates for child care, MO HealthNet Aged, Blind, and Disabled (MHABD), MAGI and Temporary Assistance for Needy Families (TANF).



*Case reviews were not completed in SFY 2021 due to the COVID-19 Public Health Emergency (PHE).

**In SFY 2022 and 2023, the decrease reported can be attributed to a review process that focuses on areas of improvement that have been identified since the TA/CC accuracy reviews began in May 2021. This type of review occurs prior to case completion to identify trends in errors resulting in a higher rate of errors but it is expected to improve with continued reviews. This includes errors identified as procedural which do not affect payment accuracy.



*Case reviews were not completed in SFY 2021 due to the COVID-19 PHE.

**In SFY 2022, the decrease reported is due to an increase in Medicaid applications related to AEG. In addition, high staff turnover resulted in a larger number of new staff.

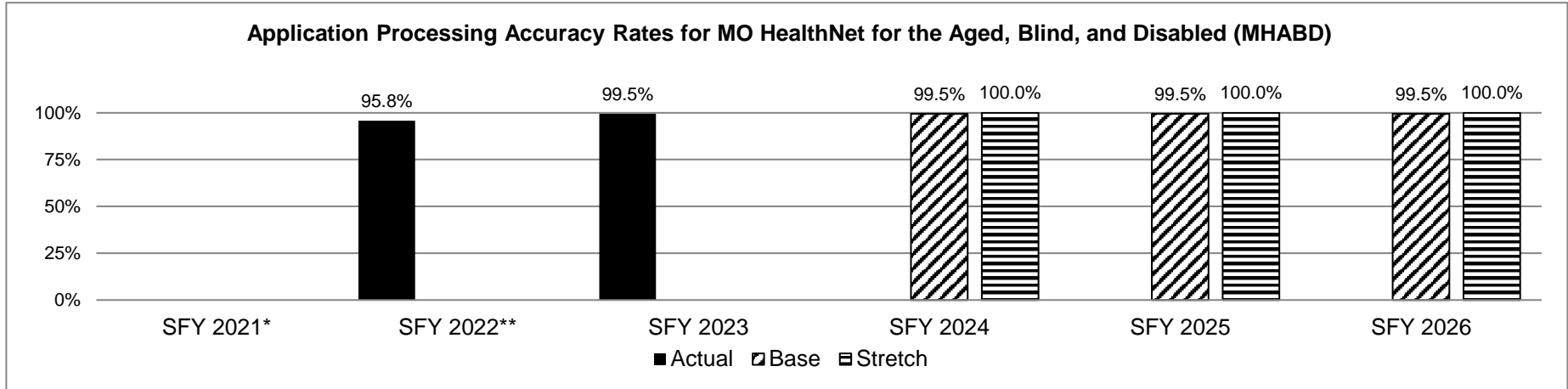
PROGRAM DESCRIPTION

Department: Social Services

HB Section(s): 11.105

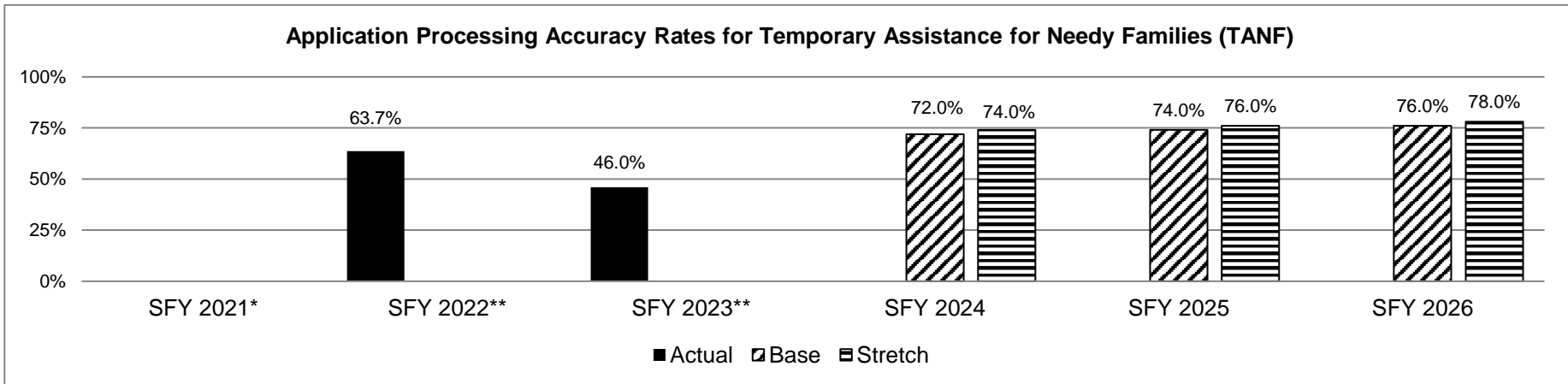
Program Name: Income Maintenance Field Staff and Operations

Program is found in the following core budget(s): Income Maintenance Field Staff and Operations



*Case reviews were not completed in SFY 2021 due to the COVID-19 PHE.

**In SFY 2022, the decrease reported is due to an increase in Medicaid applications related to AEG. In addition, high staff turnover resulted in a larger number of new staff.



*Case reviews were not completed in SFY 2021 due to the COVID-19 PHE.

**In SFY 2022 and 2023, the decrease reported can be attributed to a review process that focuses on areas of improvement that have been identified since the TA/CC accuracy reviews began in May 2021. This type of review occurs prior to case completion to identify trends in errors resulting in a higher rate of errors but it is expected to improve with continued reviews. This includes errors identified as procedural which do not affect payment accuracy.

PROGRAM DESCRIPTION

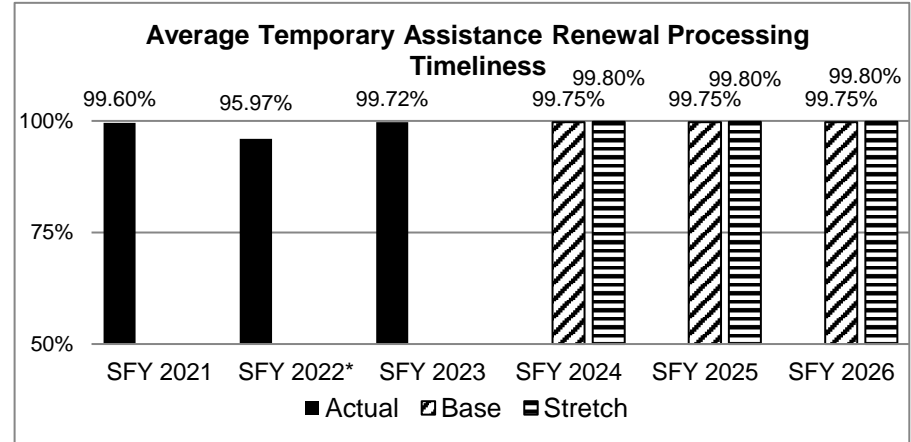
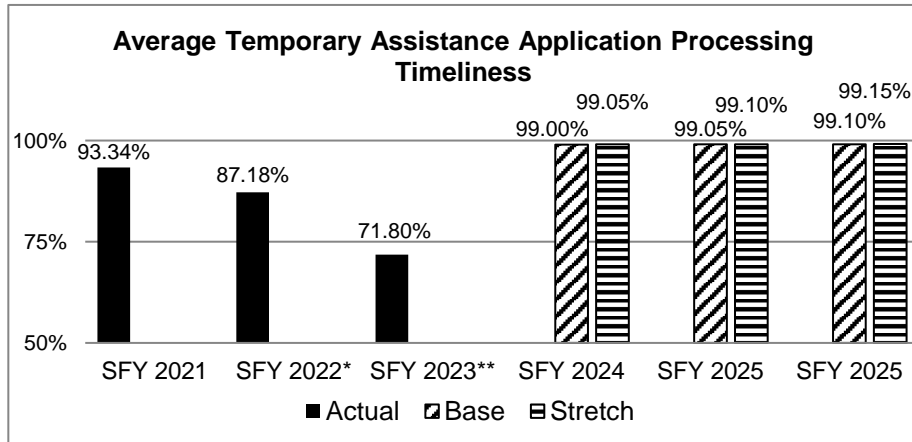
Department: Social Services

HB Section(s): 11.105

Program Name: Income Maintenance Field Staff and Operations

Program is found in the following core budget(s): Income Maintenance Field Staff and Operations

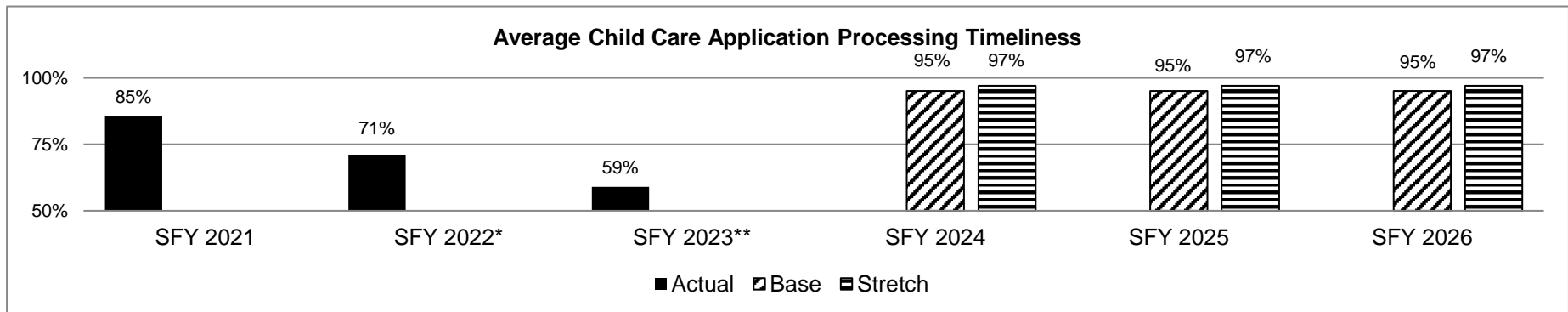
2c. Provide a measure(s) of the program's impact.



*SFY 2022 decline is a result of a transition from a short form application, which required an interview, to a long form now available online as of July 25, 2022.

*SFY 2022 decline is a result of a transition from a short form application, which required an interview, to a long form now available online as of July 25, 2022.

** SFY 2023 reflects a decrease that resulted from the implementation of Business Process Reengineering that is not expected to continue.



The Child Care program has a certification period. Certification period means the time period that a case is eligible for benefits. Recipients must reapply annually to continue to receive benefits.

*Decrease in FY 2022 is due to an increase in applications for AEG, high staff turnover, and difficulty hiring staff. Projections do not reflect a decrease as this is not expected to continue.

** SFY 2023 reflects a decrease that resulted from the implementation of Business Process Reengineering that is not expected to continue.

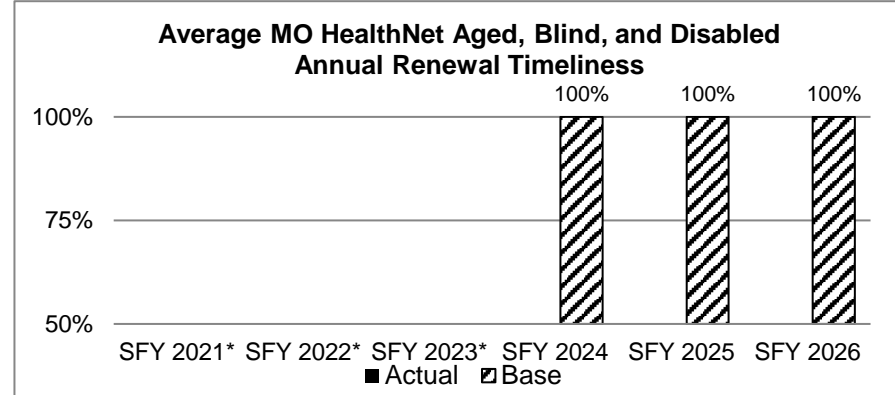
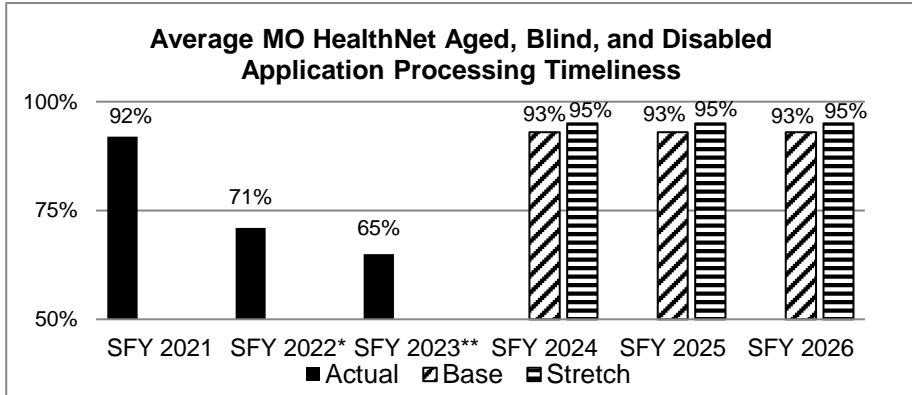
PROGRAM DESCRIPTION

Department: Social Services

HB Section(s): 11.105

Program Name: Income Maintenance Field Staff and Operations

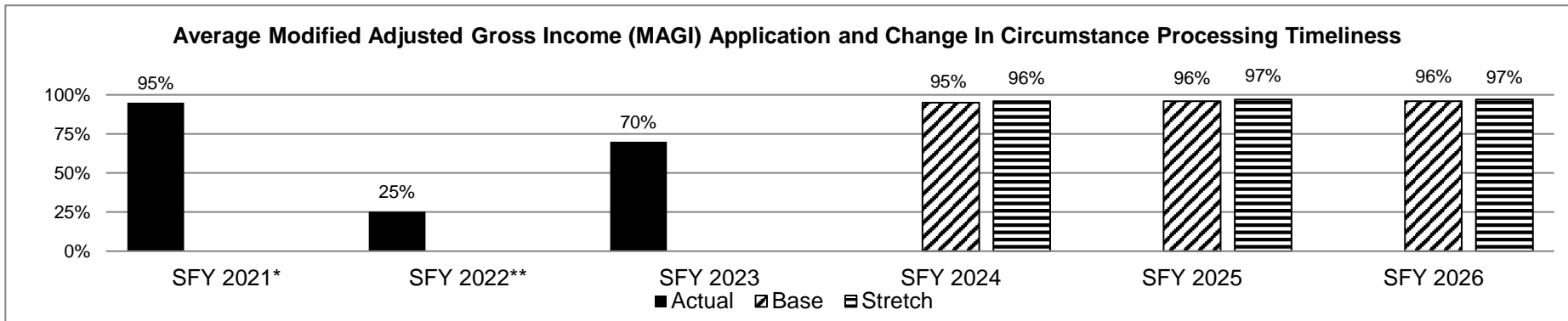
Program is found in the following core budget(s): Income Maintenance Field Staff and Operations



*In SFY 2022, the decrease in timeliness can be attributed to an increase in applications for AEG. Eligibility for AEG had to be determined prior to determining eligibility for MHABD. Updates to the process moving forward, and the fact that we are close to processing current in MEDES will allow us to improve processing timeliness of these applications in the future.

*In SFY 2021, SFY 2022, and SFY 2023 there was no data to report as COVID-19 PHE guidelines suspended requirements for Annual Renewals.

** SFY 2023 reflects a decrease that resulted from the implementation of Business Process Reengineering that is not expected to continue.



*COVID-19 flexibilities allowed FSD to accept participant's attestation on most eligibility factors during the PHE. This resulted in a large increase in timeliness that may not be able to be maintained in SFY 2022.

**Decrease in SFY 2022 is due to an increase in applications for AEG, high staff turnover, and difficulty hiring staff.

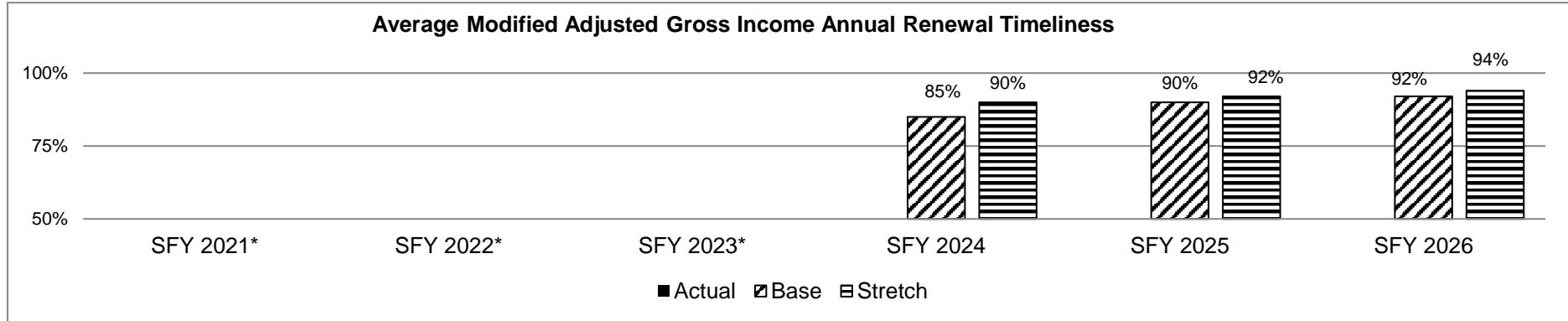
PROGRAM DESCRIPTION

Department: Social Services


HB Section(s): 11.105

Program Name: Income Maintenance Field Staff and Operations

Program is found in the following core budget(s): Income Maintenance Field Staff and Operations



*Case reviews were not completed in SFY 2021, SFY 2022, and SFY 2023 due to the COVID-19 PHE.



The FSD Resource Centers and Call Centers are referring clients interested in employment and training to SkillUP providers. The formalized referral process now include referrals from Vocational Rehabilitation, the Child Support (CS) Call Center, and Responsible Fatherhood programs. This referral process will be offered to other agencies.

*In SFY 2021, there was a decrease due to the COVID-19 pandemic. This trend is not expected to continue.

**SFY 2023 actual data reflects an increase in SkillUP referrals due to process improvements in the call centers, as well as the return of work requirements for ABAWDs. Work requirements were waived for ABAWDs throughout the duration of the Public Health Emergency.

PROGRAM DESCRIPTION

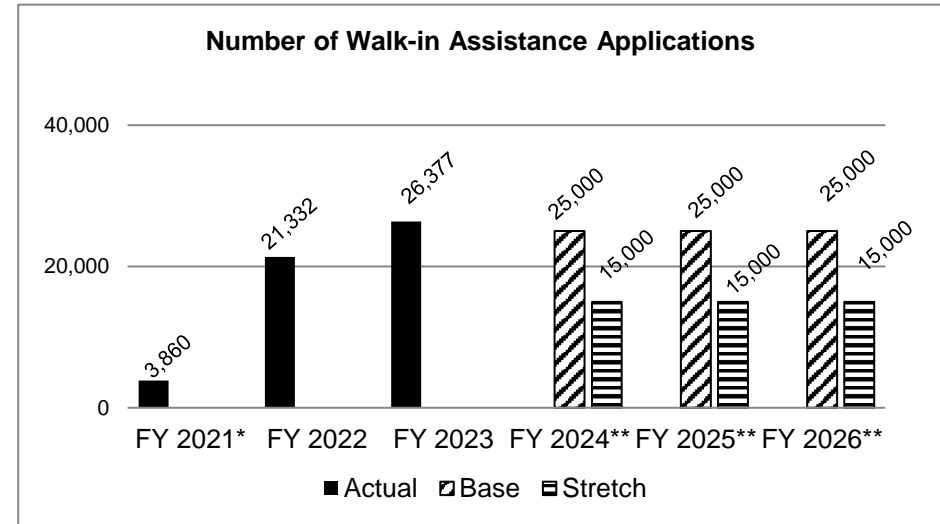
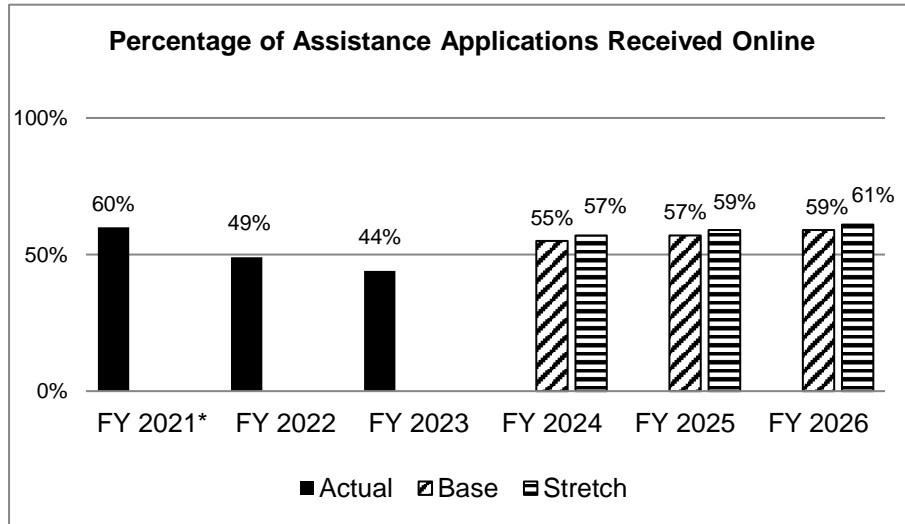
Department: Social Services

HB Section(s): 11.105

Program Name: Income Maintenance Field Staff and Operations

Program is found in the following core budget(s): Income Maintenance Field Staff and Operations

2d. Provide a measure(s) of the program's efficiency.



FSD implemented the online application system for SNAP, Child Care, TANF and MO HealthNet (Aged, Blind, Disabled) on a statewide level in April 2017. There is a positive correlation between the increase in the percentage of online applications and a decrease in walk-in applications.

FSD implemented the online application system for SNAP, Child Care, TANF and MO HealthNet (Aged, Blind, Disabled) on a statewide level in April 2017. There is a positive correlation between the increase in the percentage of online applications and a decrease in walk-in applications.

*In FY 2021, there was an increase of online applications received due to the COVID-19 PHE. In-person applications increased as offices reopened.

Note: FY 2021 and FY 2022 were updated to reflect more accurate data. *In FY 2021, for most of the year offices were open by appointment only due to the COVID-19 PHE.

**Projections are based on an anticipated decrease due to technology that is being implemented to expand access to electronic forms of application and customer service.

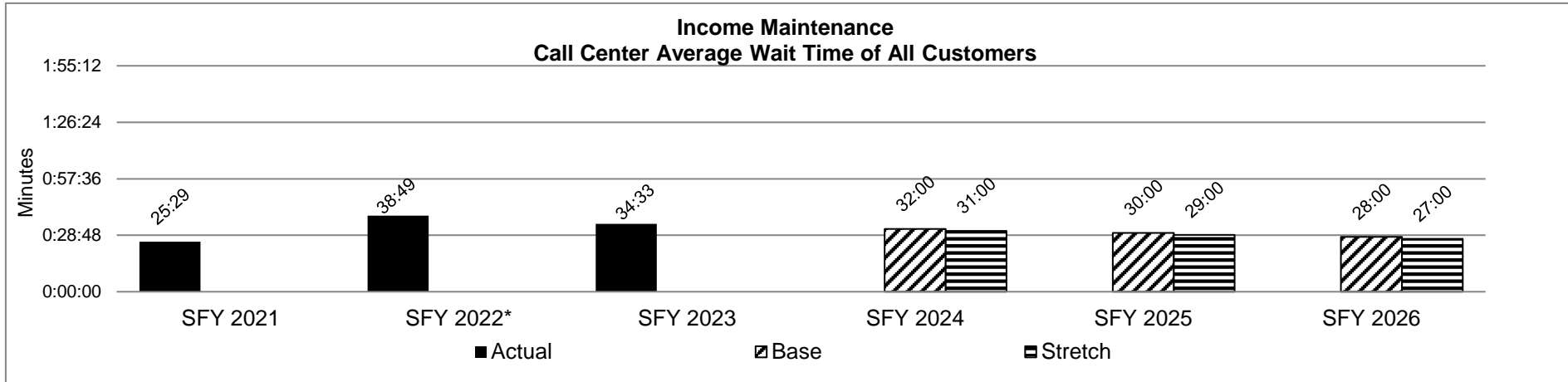
PROGRAM DESCRIPTION

Department: Social Services

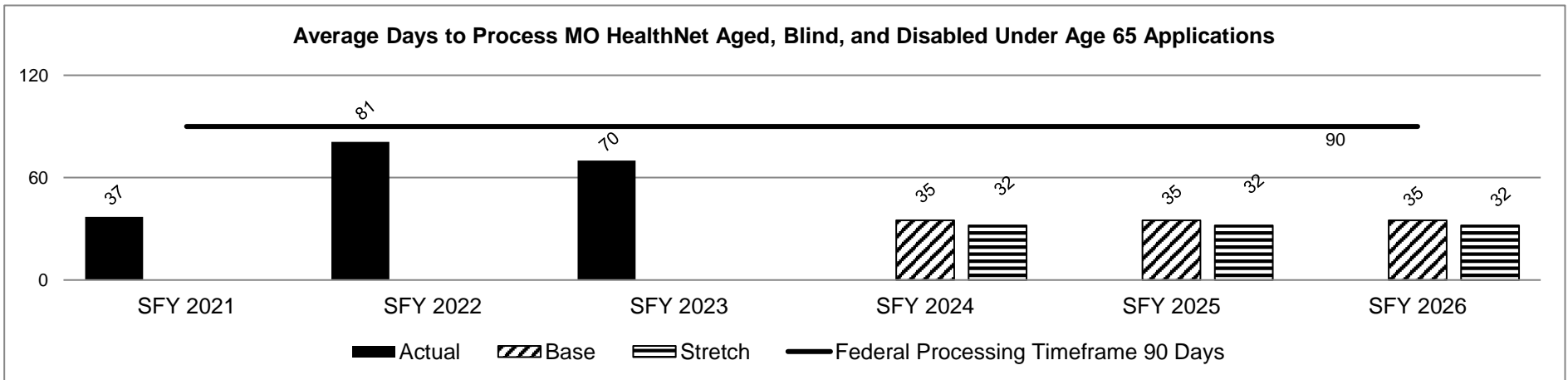
HB Section(s): 11.105

Program Name: Income Maintenance Field Staff and Operations

Program is found in the following core budget(s): Income Maintenance Field Staff and Operations



*In SFY 2022 call wait times increased as we transitioned to a new software for our call center. Previously we had small queues which caused higher deflections, with the new Genesys software, callers are seldom unable to get through, which caused higher wait times. In addition, increases in call volume were related to the implementation of AEG and the extension of PHE.



FSD implemented a streamlined MHN application, or one application for all Medicaid programs with AEG in October 2021. Because of Medicaid expansion, and an extended open enrollment, FSD received over 200,000 applications in a few short months. This caused processing times to increase dramatically. Projections reflect improved number of days to process as the applications for AEG stabilize.

PROGRAM DESCRIPTION

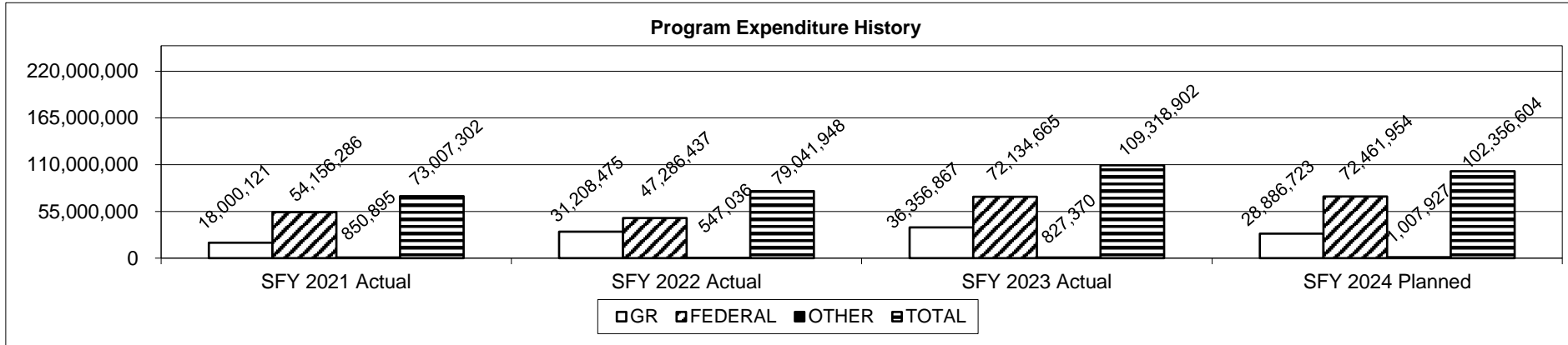
Department: Social Services

HB Section(s): 11.105

Program Name: Income Maintenance Field Staff and Operations

Program is found in the following core budget(s): Income Maintenance Field Staff and Operations

3. Provide actual expenditures for the prior three fiscal years and planned expenditures for the current fiscal year. (Note: Amounts do not include fringe benefit costs.)



SFY 2024 Planned expenditures are net of reverted.

4. What are the sources of the "Other" funds?

Health Initiatives Fund (0275)

5. What is the authorization for this program, i.e., federal or state statute, etc.? (Include the federal program number, if applicable.)

State Statute: Sections 207.010, 207.022, and 208.420, RSMo.

6. Are there federal matching requirements? If yes, please explain.

IM Field Staff and Operations federal fund (FF) reimbursement is based on the IM time study rate of around (59% FF and 41% State Match) or at the level as specified under a specific grant such as MO HealthNet Administration (75% FF and 25% State Match) or SNAP Administration (50% FF and 50% State Match) if expenditures are reimbursable under the particular grant. The time study rate is determined by polling a select number of IM staff. In addition, some expenditures may be used as Maintenance of Effort (MOE) to earn other federal grants.

7. Is this a federally mandated program? If yes, please explain.

Resources used to support federal mandated programs such as SNAP and MO HealthNet are considered federally mandated.

Core – IM Call Center

CORE DECISION ITEM

Department: Social Services
 Division: Family Support
 Core: Income Maintenance Call Center - Medicaid

Budget Unit: 90074C
 HB Section: 11.110

1. CORE FINANCIAL SUMMARY

	FY 2025 Budget Request					FY 2025 Governor's Recommendation			
	GR	Federal	Other	Total		GR	Federal	Other	Total
PS	865,013	2,690,174	0	3,555,187	PS	0	0	0	0
EE	1,544,208	4,632,624	0	6,176,832	EE	0	0	0	0
PSD	0	0	0	0	PSD	0	0	0	0
TRF	0	0	0	0	TRF	0	0	0	0
Total	2,409,221	7,322,798	0	9,732,019	Total	0	0	0	0
FTE	21.90	68.11	0.00	90.01	FTE	0.00	0.00	0.00	0.00
Est. Fringe	651,306	2,025,572	0	2,676,878	Est. Fringe	0	0	0	0
<i>Note: Fringes budgeted in House Bill 5 except for certain fringes budgeted directly to MoDOT, Highway Patrol, and Conservation.</i>					<i>Note: Fringes budgeted in House Bill 5 except for certain fringes budgeted directly to MoDOT, Highway Patrol, and Conservation.</i>				

Other Funds: N/A

Other Funds: N/A

2. CORE DESCRIPTION

The Family Support Division (FSD), Income Maintenance (IM) Call Center staff serve customers who seek assistance by contacting FSD's merit-staffed call center operation. FSD IM staff determine eligibility for assistance programs to help low-income and vulnerable Missouri citizens, by ensuring accurate and timely eligibility determinations and reinvestigations are completed while documenting and monitoring benefit amounts, referring recipients to employment and training, and partnering with stakeholders and providers to enhance access to programs and services. Call Center staff include Benefit Program Technicians, Benefit Program Specialists, supervisors, managers, and clerical. This appropriation provides funding for front-line staff and support staff to operate the Income Maintenance (IM) programs in all of Missouri's 114 counties and the City of St. Louis by funding supports expenses and equipment, and communication and technology costs for FSD's merit-staffed call center operation. In addition, a portion of this funding supports contracted call center operations.

This core funds call center operations costs related to Medicaid.

3. PROGRAM LISTING (list programs included in this core funding)

Income Maintenance Call Center Operations

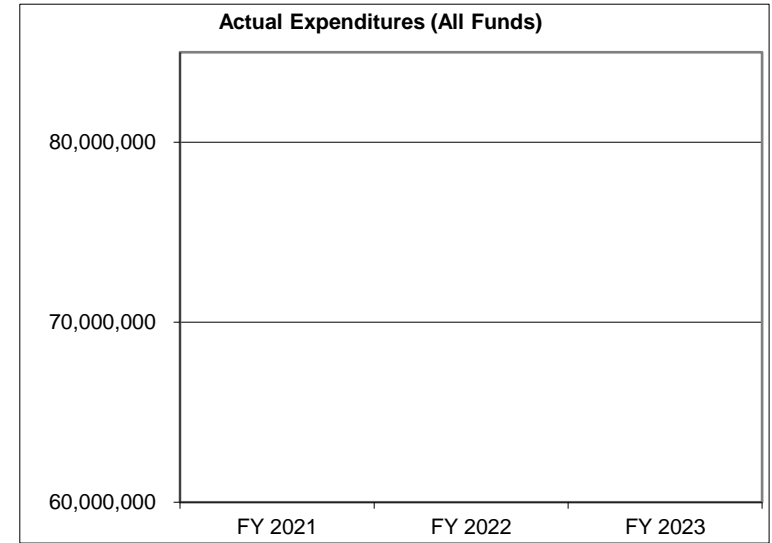
CORE DECISION ITEM

Department: Social Services
Division: Family Support
Core: Income Maintenance Call Center- Medicaid

Budget Unit: 90074C
HB Section: 11.110

4. FINANCIAL HISTORY

	FY 2021 Actual	FY 2022 Actual	FY 2023 Actual	FY 2024 Current Yr.
Appropriation (All Funds)	0	0	0	9,636,885
Less Reverted (All Funds)	0	0	0	(72,276)
Less Restricted (All Funds)*	0	0	0	0
Budget Authority (All Funds)	0	0		9,564,609
Actual Expenditures (All Funds)	0	0	0	N/A
Unexpended (All Funds)	0	0	0	N/A
Unexpended, by Fund:				
General Revenue	0	0	0	N/A
Federal	0	0	0	N/A
Other	0	0	0	N/A
				(1)



*Current Year restricted amount is as of September 1, 2023.
 Reverted includes the statutory three-percent reserve (when applicable).
 Restricted includes any Governor's Expenditure Restriction (when applicable).

NOTES:

(1) This funding was previously included in the Income Maintenance (IM) Field Staff and Operations Core. In FY 2024, there was a core reallocation of \$32,488,276 (\$11,314,479 GR; \$21,173,797 FF; and 438 FTE) from IM Field Staff and Ops to a new IM Call Center HB Section 11.107. In addition, there was a pay plan increase of \$1,384,659 (\$512,323 GR; \$872,336 FF).

CORE DECISION ITEM

Department: Social Services
Division: Family Support
Core: Income Maintenance Call Center- SNAP

Budget Unit: 90078C
HB Section: 11.110

1. CORE FINANCIAL SUMMARY

	FY 2025 Budget Request					FY 2025 Governor's Recommendation			
	GR	Federal	Other	Total		GR	Federal	Other	Total
PS	5,536,083	5,691,302	0	11,227,385	PS	0	0	0	0
EE	3,881,498	3,881,498	0	7,762,996	EE	0	0	0	0
PSD	0	0	0	0	PSD	0	0	0	0
TRF	0	0	0	0	TRF	0	0	0	0
Total	9,417,581	9,572,800	0	18,990,381	Total	0	0	0	0
FTE	140.16	144.09	0.00	284.25	FTE	0.00	0.00	0.00	0.00

Est. Fringe	4,168,361	4,285,236	0	8,453,597
<i>Note: Fringes budgeted in House Bill 5 except for certain fringes budgeted directly to MoDOT, Highway Patrol, and Conservation.</i>				

Est. Fringe	0	0	0	0
<i>Note: Fringes budgeted in House Bill 5 except for certain fringes budgeted directly to MoDOT, Highway Patrol, and Conservation.</i>				

Other Funds: N/A

Other Funds: N/A

2. CORE DESCRIPTION

The Family Support Division (FSD), Income Maintenance (IM) Call Center staff serve customers who seek assistance by contacting FSD's merit-staffed call center operation. FSD IM staff determine eligibility for assistance programs to help low-income and vulnerable Missouri citizens, by ensuring accurate and timely eligibility determinations and reinvestigations are completed while documenting and monitoring benefit amounts, referring recipients to employment and training, and partnering with stakeholders and providers to enhance access to programs and services. Call Center staff include Benefit Program Technicians, Benefit Program Specialists, supervisors, managers, and clerical. This appropriation provides funding for front-line staff and support staff to operate the Income Maintenance (IM) programs in all of Missouri's 114 counties and the City of St. Louis by funding supports expenses and equipment, and communication and technology costs for FSD's merit-staffed call center operation. In addition, a portion of this funding supports contracted call center operations.

This core funds call center operations costs related to Supplemental Nutrition Assistance Program (SNAP).

3. PROGRAM LISTING (list programs included in this core funding)

Income Maintenance Call Center- SNAP

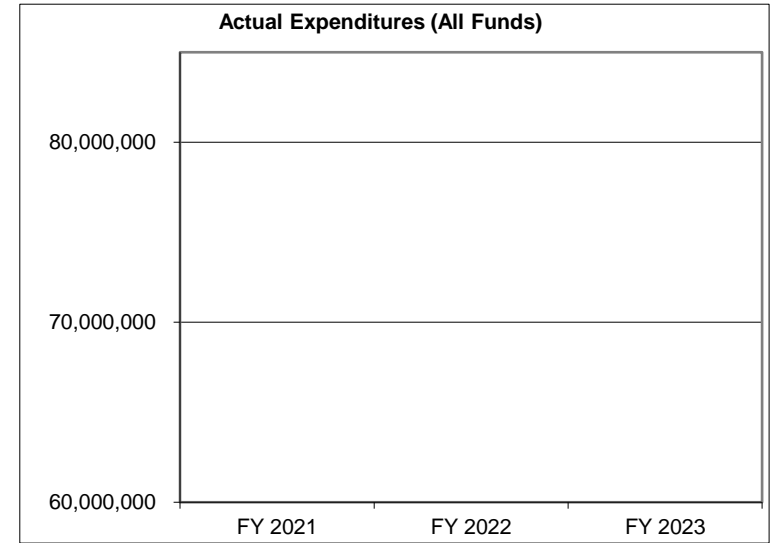
CORE DECISION ITEM

Department: Social Services
Division: Family Support
Core: Income Maintenance Call Center- SNAP

Budget Unit: 90078C
HB Section: 11.110

4. FINANCIAL HISTORY

	FY 2021 Actual	FY 2022 Actual	FY 2023 Actual	FY 2024 Current Yr.
Appropriation (All Funds)	0	0	0	18,835,162
Less Reverted (All Funds)	0	0	0	(282,527)
Less Restricted (All Funds)*	0	0	0	0
Budget Authority (All Funds)	0	0		18,552,635
Actual Expenditures (All Funds)	0	0	0	N/A
Unexpended (All Funds)	0	0	0	N/A
Unexpended, by Fund:				
General Revenue	0	0	0	N/A
Federal	0	0	0	N/A
Other	0	0	0	N/A
				(1)



*Current Year restricted amount is as of September 1, 2023.
 Reverted includes the statutory three-percent reserve (when applicable).
 Restricted includes any Governor's Expenditure Restriction (when applicable).

NOTES:
(1) FY 2024 - This program was previously included in the IM Field Program Description.

CORE DECISION ITEM

Department: Social Services
 Division: Family Support
 Core: Income Maintenance Call Center- TANF

Budget Unit: 90079C
 HB Section: 11.110

1. CORE FINANCIAL SUMMARY

	FY 2025 Budget Request			
	GR	Federal	Other	Total
PS	0	519,009	0	519,009
EE	0	245,951	0	245,951
PSD	0	0	0	0
TRF	0	0	0	0
Total	0	764,960	0	764,960
FTE	0.00	13.14	0.00	13.14

	FY 2025 Governor's Recommendation			
	GR	Federal	Other	Total
PS	0	0	0	0
EE	0	0	0	0
PSD	0	0	0	0
TRF	0	0	0	0
Total	0	0	0	0
FTE	0.00	0.00	0.00	0.00

Est. Fringe	0	390,784	0	390,784
--------------------	---	---------	---	---------

Note: Fringes budgeted in House Bill 5 except for certain fringes budgeted directly to MoDOT, Highway Patrol, and Conservation.

Est. Fringe	0	0	0	0
--------------------	---	---	---	---

Note: Fringes budgeted in House Bill 5 except for certain fringes budgeted directly to MoDOT, Highway Patrol, and Conservation.

Other Funds: N/A

Other Funds: N/A

2. CORE DESCRIPTION

The Family Support Division (FSD), Income Maintenance (IM) Call Center staff serve customers who seek assistance by contacting FSD's merit-staffed call center operation. FSD IM staff determine eligibility for assistance programs to help low-income and vulnerable Missouri citizens, by ensuring accurate and timely eligibility determinations and reinvestigations are completed while documenting and monitoring benefit amounts, referring recipients to employment and training, and partnering with stakeholders and providers to enhance access to programs and services. Call Center staff include Benefit Program Technicians, Benefit Program Specialists, supervisors, managers, and clerical. This appropriation provides funding for front-line staff and support staff to operate the Income Maintenance (IM) programs in all of Missouri's 114 counties and the City of St. Louis by funding supports expenses and equipment, and communication and technology costs for FSD's merit-staffed call center operation.

This core funds call center operations costs related to Temporary Assistance for Needy Families (TANF).

3. PROGRAM LISTING (list programs included in this core funding)

Income Maintenance Call Center- TANF

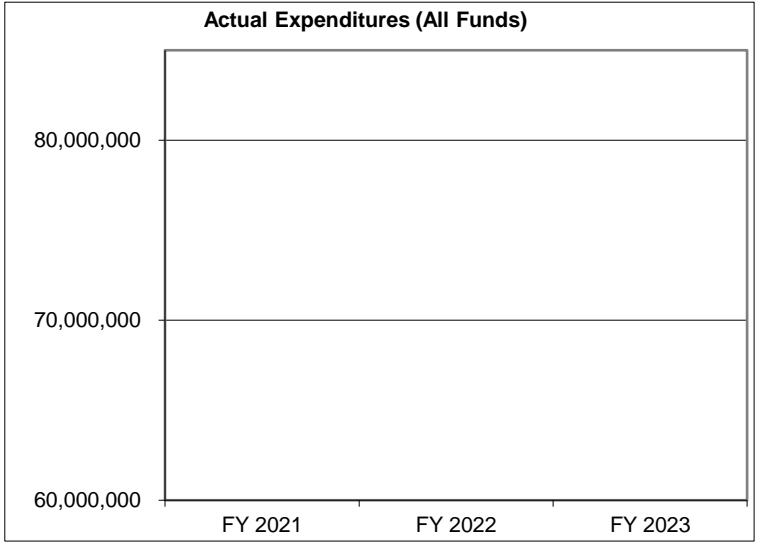
CORE DECISION ITEM

Department: Social Services
Division: Family Support
Core: Income Maintenance Call Center- TANF

Budget Unit: 90079C
HB Section: 11.110

4. FINANCIAL HISTORY

	FY 2021 Actual	FY 2022 Actual	FY 2023 Actual	FY 2024 Current Yr.
Appropriation (All Funds)	0	0	0	764,960
Less Reverted (All Funds)	0	0	0	0
Less Restricted (All Funds)*	0	0	0	0
Budget Authority (All Funds)	0	0		764,960
Actual Expenditures (All Funds)	0	0	0	N/A
Unexpended (All Funds)	0	0	0	N/A
Unexpended, by Fund:				
General Revenue	0	0	0	N/A
Federal	0	0	0	N/A
Other	0	0	0	N/A
				(1)



*Current Year restricted amount is as of September 1, 2023.
 Reverted includes the statutory three-percent reserve (when applicable).
 Restricted includes any Governor's Expenditure Restriction (when applicable).

NOTES:
(1) FY 2024 - This program was previously included in the IM Field Program Description.

CORE DECISION ITEM

Department: Social Services
 Division: Family Support
 Core: Income Maintenance Call Center- Child Care

Budget Unit: 90082C
 HB Section: 11.110

1. CORE FINANCIAL SUMMARY

	FY 2025 Budget Request			
	GR	Federal	Other	Total
PS	0	787,665	0	787,665
EE	0	225,000	0	225,000
PSD	0	0	0	0
TRF	0	0	0	0
Total	0	1,012,665	0	1,012,665
FTE	0.00	19.94	0.00	19.94

	FY 2025 Governor's Recommendation			
	GR	Federal	Other	Total
PS	0	0	0	0
EE	0	0	0	0
PSD	0	0	0	0
TRF	0	0	0	0
Total	0	0	0	0
FTE	0.00	0.00	0.00	0.00

Est. Fringe	0	593,042	0	593,042
--------------------	---	---------	---	---------

Note: Fringes budgeted in House Bill 5 except for certain fringes budgeted directly to MoDOT, Highway Patrol, and Conservation.

Est. Fringe	0	0	0	0
--------------------	---	---	---	---

Note: Fringes budgeted in House Bill 5 except for certain fringes budgeted directly to MoDOT, Highway Patrol, and Conservation.

Other Funds: N/A

Other Funds: N/A

2. CORE DESCRIPTION

The Family Support Division (FSD), Income Maintenance (IM) Call Center staff serve customers who seek assistance by contacting FSD's merit-staffed call center operation. FSD IM staff determine eligibility for assistance programs to help low-income and vulnerable Missouri citizens, by ensuring accurate and timely eligibility determinations and reinvestigations are completed while documenting and monitoring benefit amounts, referring recipients to employment and training, and partnering with stakeholders and providers to enhance access to programs and services. Call Center staff include Benefit Program Technicians, Benefit Program Specialists, supervisors, managers, and clerical. This appropriation provides funding for front-line staff and support staff to operate the Income Maintenance (IM) programs in all of Missouri's 114 counties and the City of St. Louis by funding supports expenses and equipment, and communication and technology costs for FSD's merit-staffed call center operation.

This core funds call center operations costs related to Child Care.

3. PROGRAM LISTING (list programs included in this core funding)

Income Maintenance Call Center- Child Care

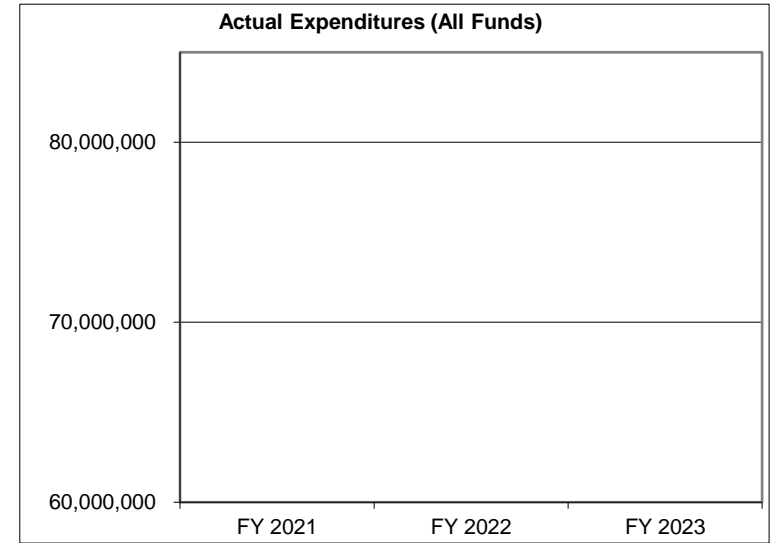
CORE DECISION ITEM

Department: Social Services
Division: Family Support
Core: Income Maintenance Call Center- Child Care

Budget Unit: 90082C
HB Section: 11.110

4. FINANCIAL HISTORY

	FY 2021 Actual	FY 2022 Actual	FY 2023 Actual	FY 2024 Current Yr.
Appropriation (All Funds)	0	0	0	1,263,017
Less Reverted (All Funds)	0	0	0	0
Less Restricted (All Funds)*	0	0	0	0
Budget Authority (All Funds)	0	0		1,263,017
Actual Expenditures (All Funds)	0	0	0	N/A
Unexpended (All Funds)	0	0	0	N/A
Unexpended, by Fund:				
General Revenue	0	0	0	N/A
Federal	0	0	0	N/A
Other	0	0	0	N/A
				(1)



*Current Year restricted amount is as of September 1, 2023.
 Reverted includes the statutory three-percent reserve (when applicable).
 Restricted includes any Governor's Expenditure Restriction (when applicable).

NOTES:
(1) FY 2024 - This program was previously included in the IM Field Program Description.

CORE DECISION ITEM

Department: Social Services
Division: Family Support
Core: Income Maintenance Call Center- AEG

Budget Unit: 90083C
HB Section: 11.110

1. CORE FINANCIAL SUMMARY

	FY 2025 Budget Request					FY 2025 Governor's Recommendation			
	GR	Federal	Other	Total		GR	Federal	Other	Total
PS	0	1,211,020	0	1,211,020	PS	0	0	0	0
EE	0	2,161,891	0	2,161,891	EE	0	0	0	0
PSD	0	0	0	0	PSD	0	0	0	0
TRF	0	0	0	0	TRF	0	0	0	0
Total	0	3,372,911	0	3,372,911	Total	0	0	0	0
FTE	0.00	30.66	0.00	30.66	FTE	0.00	0.00	0.00	0.00

Est. Fringe	0	911,830	0	911,830
--------------------	---	---------	---	---------

Note: Fringes budgeted in House Bill 5 except for certain fringes budgeted directly to MoDOT, Highway Patrol, and Conservation.

Est. Fringe	0	0	0	0
--------------------	---	---	---	---

Note: Fringes budgeted in House Bill 5 except for certain fringes budgeted directly to MoDOT, Highway Patrol, and Conservation.

Other Funds: N/A

Other Funds: N/A

2. CORE DESCRIPTION

The Family Support Division (FSD), Income Maintenance (IM) Call Center staff serve customers who seek assistance by contacting FSD's merit-staffed call center operation. FSD IM staff determine eligibility for assistance programs to help low-income and vulnerable Missouri citizens, by ensuring accurate and timely eligibility determinations and reinvestigations are completed while documenting and monitoring benefit amounts, referring recipients to employment and training, and partnering with stakeholders and providers to enhance access to programs and services. Call Center staff include Benefit Program Technicians, Benefit Program Specialists, supervisors, managers, and clerical. This appropriation provides funding for front-line staff and support staff to operate the Income Maintenance (IM) programs in all of Missouri's 114 counties and the City of St. Louis by funding supports expenses and equipment, and communication and technology costs for FSD's merit-staffed call center operation. In addition, a portion of this funding supports contracted call center operations.

This core funds call center operations costs related to Adult Expansion Group (AEG).

3. PROGRAM LISTING (list programs included in this core funding)

Income Maintenance Call Center- AEG

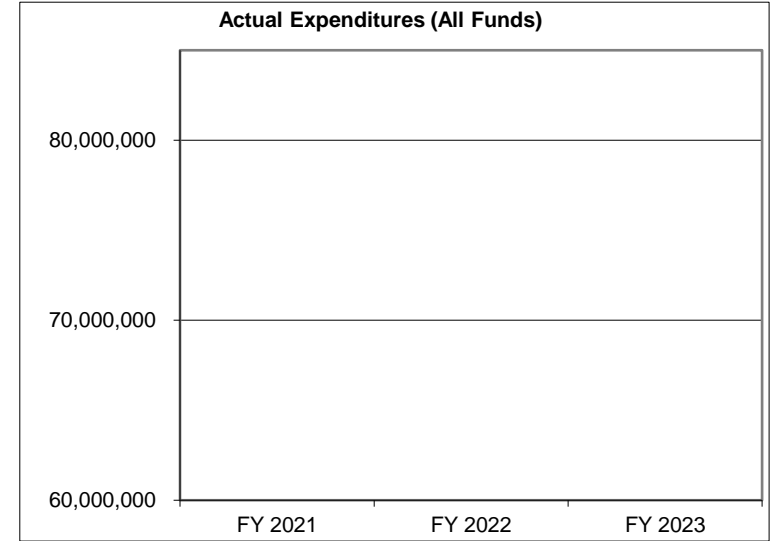
CORE DECISION ITEM

Department: Social Services
Division: Family Support
Core: Income Maintenance Call Center- AEG

Budget Unit: 90083C
HB Section: 11.110

4. FINANCIAL HISTORY

	FY 2021 Actual	FY 2022 Actual	FY 2023 Actual	FY 2024 Current Yr.
Appropriation (All Funds)	0	0	0	3,372,911
Less Reverted (All Funds)	0	0	0	0
Less Restricted (All Funds)*	0	0	0	0
Budget Authority (All Funds)	0	0		3,372,911
Actual Expenditures (All Funds)	0	0	0	N/A
Unexpended (All Funds)	0	0	0	N/A
Unexpended, by Fund:				
General Revenue	0	0	0	N/A
Federal	0	0	0	N/A
Other	0	0	0	N/A
				(1)



*Current Year restricted amount is as of September 1, 2023.
 Reverted includes the statutory three-percent reserve (when applicable).
 Restricted includes any Governor's Expenditure Restriction (when applicable).

NOTES:

(1) FY 2024 - This program was previously included in the IM Field Program Description.

CORE RECONCILIATION DETAIL

**DEPARTMENT OF SOCIAL SERVICES
IM CALL CENTER-MEDICAID CHIP**

5. CORE RECONCILIATION DETAIL

	Budget Class	FTE	GR	Federal	Other	Total	Explanation
TAFP AFTER VETOES							
	PS	87.60	865,013	2,595,040	0	3,460,053	
	EE	0.00	1,544,208	4,632,624	0	6,176,832	
	Total	87.60	2,409,221	7,227,664	0	9,636,885	
DEPARTMENT CORE ADJUSTMENTS							
Core Reallocation	898 3969 PS	2.41	0	95,134	0	95,134	Core reallocation from Fund 0168 to Fund 0610 to align with earnings.
	NET DEPARTMENT CHANGES	2.41	0	95,134	0	95,134	
DEPARTMENT CORE REQUEST							
	PS	90.01	865,013	2,690,174	0	3,555,187	
	EE	0.00	1,544,208	4,632,624	0	6,176,832	
	Total	90.01	2,409,221	7,322,798	0	9,732,019	
GOVERNOR'S RECOMMENDED CORE							
	PS	90.01	865,013	2,690,174	0	3,555,187	
	EE	0.00	1,544,208	4,632,624	0	6,176,832	
	Total	90.01	2,409,221	7,322,798	0	9,732,019	

CORE RECONCILIATION DETAIL

**DEPARTMENT OF SOCIAL SERVICES
IM CALL CENTER-SNAP**

5. CORE RECONCILIATION DETAIL

	Budget Class	FTE	GR	Federal	Other	Total	Explanation
TAFP AFTER VETOES							
	PS	280.32	5,536,083	5,536,083	0	11,072,166	
	EE	0.00	3,881,498	3,881,498	0	7,762,996	
	Total	280.32	9,417,581	9,417,581	0	18,835,162	
DEPARTMENT CORE ADJUSTMENTS							
Core Reallocation	897 3973 PS	3.93	0	155,218	0	155,218	Core reallocation from Fund 0168 to Fund 0610 to align with earnings.
NET DEPARTMENT CHANGES		3.93	0	155,218	0	155,218	
DEPARTMENT CORE REQUEST							
	PS	284.25	5,536,083	5,691,301	0	11,227,384	
	EE	0.00	3,881,498	3,881,498	0	7,762,996	
	Total	284.25	9,417,581	9,572,799	0	18,990,380	
GOVERNOR'S RECOMMENDED CORE							
	PS	284.25	5,536,083	5,691,301	0	11,227,384	
	EE	0.00	3,881,498	3,881,498	0	7,762,996	
	Total	284.25	9,417,581	9,572,799	0	18,990,380	

CORE RECONCILIATION DETAIL

**DEPARTMENT OF SOCIAL SERVICES
IM CALL CENTER-TANF**

5. CORE RECONCILIATION DETAIL

	Budget Class	FTE	GR	Federal	Other	Total	Explanation
TAFP AFTER VETOES							
	PS	13.14	0	519,009	0	519,009	
	EE	0.00	0	245,951	0	245,951	
	Total	13.14	0	764,960	0	764,960	
DEPARTMENT CORE REQUEST							
	PS	13.14	0	519,009	0	519,009	
	EE	0.00	0	245,951	0	245,951	
	Total	13.14	0	764,960	0	764,960	
GOVERNOR'S RECOMMENDED CORE							
	PS	13.14	0	519,009	0	519,009	
	EE	0.00	0	245,951	0	245,951	
	Total	13.14	0	764,960	0	764,960	

CORE RECONCILIATION DETAIL

**DEPARTMENT OF SOCIAL SERVICES
IM CALL CENTER-CHILD CARE**

5. CORE RECONCILIATION DETAIL

	Budget Class	FTE	GR	Federal	Other	Total	Explanation
TAFP AFTER VETOES							
	PS	26.28	0	1,038,017	0	1,038,017	
	EE	0.00	0	225,000	0	225,000	
	Total	26.28	0	1,263,017	0	1,263,017	
DEPARTMENT CORE ADJUSTMENTS							
Core Reallocation	896 3977 PS	(6.34)	0	(250,352)	0	(250,352)	Core reallocation from Fund 0168 to Fund 0610 to align with earnings.
NET DEPARTMENT CHANGES		(6.34)	0	(250,352)	0	(250,352)	
DEPARTMENT CORE REQUEST							
	PS	19.94	0	787,665	0	787,665	
	EE	0.00	0	225,000	0	225,000	
	Total	19.94	0	1,012,665	0	1,012,665	
GOVERNOR'S RECOMMENDED CORE							
	PS	19.94	0	787,665	0	787,665	
	EE	0.00	0	225,000	0	225,000	
	Total	19.94	0	1,012,665	0	1,012,665	

CORE RECONCILIATION DETAIL

**DEPARTMENT OF SOCIAL SERVICES
IM CALL CENTER-AEG**

5. CORE RECONCILIATION DETAIL

				Budget Class	FTE	GR	Federal	Other	Total	Explanation
TAFP AFTER VETOES										
				PS	30.66	0	932,497	0	932,497	
				EE	0.00	0	2,440,414	0	2,440,414	
				Total	30.66	0	3,372,911	0	3,372,911	
DEPARTMENT CORE ADJUSTMENTS										
Core Reallocation	681	4007		PS	0.00	0	278,523	0	278,523	Core reallocation from EE to PS to correct a coding error in FY24.
Core Reallocation	681	4009		EE	0.00	0	(278,523)	0	(278,523)	Core reallocation from EE to PS to correct a coding error in FY24.
				NET DEPARTMENT CHANGES	0.00	0	0	0	0	
DEPARTMENT CORE REQUEST										
				PS	30.66	0	1,211,020	0	1,211,020	
				EE	0.00	0	2,161,891	0	2,161,891	
				Total	30.66	0	3,372,911	0	3,372,911	
GOVERNOR'S RECOMMENDED CORE										
				PS	30.66	0	1,211,020	0	1,211,020	
				EE	0.00	0	2,161,891	0	2,161,891	
				Total	30.66	0	3,372,911	0	3,372,911	

DECISION ITEM SUMMARY

Budget Unit									
Decision Item	FY 2023	FY 2023	FY 2024	FY 2024	FY 2025	FY 2025	*****	*****	
Budget Object Summary	ACTUAL	ACTUAL	BUDGET	BUDGET	DEPT REQ	DEPT REQ	SECURED	SECURED	
Fund	DOLLAR	FTE	DOLLAR	FTE	DOLLAR	FTE	COLUMN	COLUMN	
IM CALL CENTER-MEDICAID CHIP									
CORE									
PERSONAL SERVICES									
GENERAL REVENUE	0	0.00	865,013	21.90	865,013	21.90	0	0.00	
DEPT OF SOC SERV FEDERAL & OTH	0	0.00	2,595,040	65.70	2,690,174	68.11	0	0.00	
TOTAL - PS	0	0.00	3,460,053	87.60	3,555,187	90.01	0	0.00	
EXPENSE & EQUIPMENT									
GENERAL REVENUE	0	0.00	1,544,208	0.00	1,544,208	0.00	0	0.00	
DEPT OF SOC SERV FEDERAL & OTH	0	0.00	4,632,624	0.00	4,632,624	0.00	0	0.00	
TOTAL - EE	0	0.00	6,176,832	0.00	6,176,832	0.00	0	0.00	
TOTAL	0	0.00	9,636,885	87.60	9,732,019	90.01	0	0.00	
IM Call Center BOT - 1886022									
EXPENSE & EQUIPMENT									
GENERAL REVENUE	0	0.00	0	0.00	820,000	0.00	0	0.00	
DEPT OF SOC SERV FEDERAL & OTH	0	0.00	0	0.00	1,180,000	0.00	0	0.00	
TOTAL - EE	0	0.00	0	0.00	2,000,000	0.00	0	0.00	
TOTAL	0	0.00	0	0.00	2,000,000	0.00	0	0.00	
GRAND TOTAL	\$0	0.00	\$9,636,885	87.60	\$11,732,019	90.01	\$0	0.00	

DECISION ITEM SUMMARY

Budget Unit									
Decision Item	FY 2023	FY 2023	FY 2024	FY 2024	FY 2025	FY 2025	*****	*****	
Budget Object Summary	ACTUAL	ACTUAL	BUDGET	BUDGET	DEPT REQ	DEPT REQ	SECURED	SECURED	
Fund	DOLLAR	FTE	DOLLAR	FTE	DOLLAR	FTE	COLUMN	COLUMN	
IM CALL CENTER-SNAP									
CORE									
PERSONAL SERVICES									
GENERAL REVENUE	0	0.00	5,536,083	140.16	5,536,083	140.16	0	0.00	
DEPT OF SOC SERV FEDERAL & OTH	0	0.00	5,536,083	140.16	5,691,301	144.09	0	0.00	
TOTAL - PS	0	0.00	11,072,166	280.32	11,227,384	284.25	0	0.00	
EXPENSE & EQUIPMENT									
GENERAL REVENUE	0	0.00	3,881,498	0.00	3,881,498	0.00	0	0.00	
DEPT OF SOC SERV FEDERAL & OTH	0	0.00	3,881,498	0.00	3,881,498	0.00	0	0.00	
TOTAL - EE	0	0.00	7,762,996	0.00	7,762,996	0.00	0	0.00	
TOTAL	0	0.00	18,835,162	280.32	18,990,380	284.25	0	0.00	
IM Call Center BOT - 1886022									
EXPENSE & EQUIPMENT									
GENERAL REVENUE	0	0.00	0	0.00	820,000	0.00	0	0.00	
DEPT OF SOC SERV FEDERAL & OTH	0	0.00	0	0.00	1,180,000	0.00	0	0.00	
TOTAL - EE	0	0.00	0	0.00	2,000,000	0.00	0	0.00	
TOTAL	0	0.00	0	0.00	2,000,000	0.00	0	0.00	
GRAND TOTAL	\$0	0.00	\$18,835,162	280.32	\$20,990,380	284.25	\$0	0.00	

DECISION ITEM SUMMARY

Budget Unit								
Decision Item	FY 2023	FY 2023	FY 2024	FY 2024	FY 2025	FY 2025	*****	*****
Budget Object Summary	ACTUAL	ACTUAL	BUDGET	BUDGET	DEPT REQ	DEPT REQ	SECURED	SECURED
Fund	DOLLAR	FTE	DOLLAR	FTE	DOLLAR	FTE	COLUMN	COLUMN
IM CALL CENTER-TANF								
CORE								
PERSONAL SERVICES								
TEMP ASSIST NEEDY FAM FEDERAL	0	0.00	519,009	13.14	519,009	13.14	0	0.00
TOTAL - PS	0	0.00	519,009	13.14	519,009	13.14	0	0.00
EXPENSE & EQUIPMENT								
TEMP ASSIST NEEDY FAM FEDERAL	0	0.00	245,951	0.00	245,951	0.00	0	0.00
TOTAL - EE	0	0.00	245,951	0.00	245,951	0.00	0	0.00
TOTAL	0	0.00	764,960	13.14	764,960	13.14	0	0.00
GRAND TOTAL	\$0	0.00	\$764,960	13.14	\$764,960	13.14	\$0	0.00

DECISION ITEM SUMMARY

Budget Unit								
Decision Item	FY 2023	FY 2023	FY 2024	FY 2024	FY 2025	FY 2025	*****	*****
Budget Object Summary	ACTUAL	ACTUAL	BUDGET	BUDGET	DEPT REQ	DEPT REQ	SECURED	SECURED
Fund	DOLLAR	FTE	DOLLAR	FTE	DOLLAR	FTE	COLUMN	COLUMN
IM CALL CENTER-CHILD CARE								
CORE								
PERSONAL SERVICES								
CHILD CARE AND DEVELOPMENT FED	0	0.00	1,038,017	26.28	787,665	19.94	0	0.00
TOTAL - PS	0	0.00	1,038,017	26.28	787,665	19.94	0	0.00
EXPENSE & EQUIPMENT								
CHILD CARE AND DEVELOPMENT FED	0	0.00	225,000	0.00	225,000	0.00	0	0.00
TOTAL - EE	0	0.00	225,000	0.00	225,000	0.00	0	0.00
TOTAL	0	0.00	1,263,017	26.28	1,012,665	19.94	0	0.00
GRAND TOTAL	\$0	0.00	\$1,263,017	26.28	\$1,012,665	19.94	\$0	0.00

DECISION ITEM SUMMARY

Budget Unit									
Decision Item	FY 2023	FY 2023	FY 2024	FY 2024	FY 2025	FY 2025	*****	*****	
Budget Object Summary	ACTUAL	ACTUAL	BUDGET	BUDGET	DEPT REQ	DEPT REQ	SECURED	SECURED	
Fund	DOLLAR	FTE	DOLLAR	FTE	DOLLAR	FTE	COLUMN	COLUMN	
IM CALL CENTER-AEG									
CORE									
PERSONAL SERVICES									
DEPT OF SOC SERV FEDERAL & OTH	0	0.00	908,265	30.66	908,265	30.66	0	0.00	
FMAP ENHANCEMENT - EXPANSION	0	0.00	24,232	0.00	302,755	0.00	0	0.00	
TOTAL - PS	0	0.00	932,497	30.66	1,211,020	30.66	0	0.00	
EXPENSE & EQUIPMENT									
DEPT OF SOC SERV FEDERAL & OTH	0	0.00	1,621,418	0.00	1,621,418	0.00	0	0.00	
FMAP ENHANCEMENT - EXPANSION	0	0.00	818,996	0.00	540,473	0.00	0	0.00	
TOTAL - EE	0	0.00	2,440,414	0.00	2,161,891	0.00	0	0.00	
TOTAL	0	0.00	3,372,911	30.66	3,372,911	30.66	0	0.00	
GRAND TOTAL	\$0	0.00	\$3,372,911	30.66	\$3,372,911	30.66	\$0	0.00	

FLEXIBILITY REQUEST FORM

BUDGET UNIT NUMBER: Various	DEPARTMENT: Department of Social Services
BUDGET UNIT NAME: IM Call Center	DIVISION: Family Support Division
HOUSE BILL SECTION: 11.107	

1. Provide the amount by fund of personal service flexibility and the amount by fund of expense and equipment flexibility you are requesting in dollar and percentage terms and explain why the flexibility is needed. If flexibility is being requested among divisions, provide the amount by fund of flexibility you are requesting in dollar and percentage terms and explain why the flexibility is needed.

DEPARTMENT REQUEST

DSS is requesting 50% flexibility between appropriations within all subsections of HB 11.107 (IM Call Center).

2. Estimate how much flexibility will be used for the budget year. How much flexibility was used in the Prior Year Budget and the Current Year Budget? Please specify the amount.

PRIOR YEAR ACTUAL AMOUNT OF FLEXIBILITY USED	CURRENT YEAR ESTIMATED AMOUNT OF FLEXIBILITY THAT WILL BE USED	BUDGET REQUEST ESTIMATED AMOUNT OF FLEXIBILITY THAT WILL BE USED
N/A	DSS will flex up to 50% between subsections.	Up to 50% flexibility will be used.

3. Please explain how flexibility was used in the prior and/or current years.

PRIOR YEAR EXPLAIN ACTUAL USE	CURRENT YEAR EXPLAIN PLANNED USE
N/A	Flexibility would be used to effectively manage resources as needed for FTE or EE expenditures.

DECISION ITEM DETAIL

Budget Unit	FY 2023	FY 2023	FY 2024	FY 2024	FY 2025	FY 2025	*****	*****
Decision Item	ACTUAL	ACTUAL	BUDGET	BUDGET	DEPT REQ	DEPT REQ	SECURED	SECURED
Budget Object Class	DOLLAR	FTE	DOLLAR	FTE	DOLLAR	FTE	COLUMN	COLUMN
IM CALL CENTER-MEDICAID CHIP								
CORE								
BENEFIT PROGRAM TECHNICIAN	0	0.00	3,460,053	87.60	3,555,187	90.01	0	0.00
TOTAL - PS	0	0.00	3,460,053	87.60	3,555,187	90.01	0	0.00
PROFESSIONAL SERVICES	0	0.00	6,176,832	0.00	6,176,832	0.00	0	0.00
TOTAL - EE	0	0.00	6,176,832	0.00	6,176,832	0.00	0	0.00
GRAND TOTAL	\$0	0.00	\$9,636,885	87.60	\$9,732,019	90.01	\$0	0.00
GENERAL REVENUE	\$0	0.00	\$2,409,221	21.90	\$2,409,221	21.90		0.00
FEDERAL FUNDS	\$0	0.00	\$7,227,664	65.70	\$7,322,798	68.11		0.00
OTHER FUNDS	\$0	0.00	\$0	0.00	\$0	0.00		0.00

DECISION ITEM DETAIL

Budget Unit	FY 2023	FY 2023	FY 2024	FY 2024	FY 2025	FY 2025	*****	*****
Decision Item	ACTUAL	ACTUAL	BUDGET	BUDGET	DEPT REQ	DEPT REQ	SECURED	SECURED
Budget Object Class	DOLLAR	FTE	DOLLAR	FTE	DOLLAR	FTE	COLUMN	COLUMN
IM CALL CENTER-SNAP								
CORE								
BENEFIT PROGRAM TECHNICIAN	0	0.00	11,072,166	280.32	11,227,384	284.25	0	0.00
TOTAL - PS	0	0.00	11,072,166	280.32	11,227,384	284.25	0	0.00
PROFESSIONAL SERVICES	0	0.00	7,762,996	0.00	7,762,996	0.00	0	0.00
TOTAL - EE	0	0.00	7,762,996	0.00	7,762,996	0.00	0	0.00
GRAND TOTAL	\$0	0.00	\$18,835,162	280.32	\$18,990,380	284.25	\$0	0.00
GENERAL REVENUE	\$0	0.00	\$9,417,581	140.16	\$9,417,581	140.16		0.00
FEDERAL FUNDS	\$0	0.00	\$9,417,581	140.16	\$9,572,799	144.09		0.00
OTHER FUNDS	\$0	0.00	\$0	0.00	\$0	0.00		0.00

DECISION ITEM DETAIL

Budget Unit	FY 2023	FY 2023	FY 2024	FY 2024	FY 2025	FY 2025	*****	*****
Decision Item	ACTUAL	ACTUAL	BUDGET	BUDGET	DEPT REQ	DEPT REQ	SECURED	SECURED
Budget Object Class	DOLLAR	FTE	DOLLAR	FTE	DOLLAR	FTE	COLUMN	COLUMN
IM CALL CENTER-TANF								
CORE								
ASSOC RESEARCH/DATA ANALYST	0	0.00	17,896	0.00	17,896	0.00	0	0.00
BENEFIT PROGRAM TECHNICIAN	0	0.00	501,113	13.14	501,113	13.14	0	0.00
TOTAL - PS	0	0.00	519,009	13.14	519,009	13.14	0	0.00
TRAVEL, IN-STATE	0	0.00	48,062	0.00	48,062	0.00	0	0.00
SUPPLIES	0	0.00	197,889	0.00	197,889	0.00	0	0.00
TOTAL - EE	0	0.00	245,951	0.00	245,951	0.00	0	0.00
GRAND TOTAL	\$0	0.00	\$764,960	13.14	\$764,960	13.14	\$0	0.00
GENERAL REVENUE	\$0	0.00	\$0	0.00	\$0	0.00		0.00
FEDERAL FUNDS	\$0	0.00	\$764,960	13.14	\$764,960	13.14		0.00
OTHER FUNDS	\$0	0.00	\$0	0.00	\$0	0.00		0.00

DECISION ITEM DETAIL

Budget Unit	FY 2023	FY 2023	FY 2024	FY 2024	FY 2025	FY 2025	*****	*****
Decision Item	ACTUAL	ACTUAL	BUDGET	BUDGET	DEPT REQ	DEPT REQ	SECURED	SECURED
Budget Object Class	DOLLAR	FTE	DOLLAR	FTE	DOLLAR	FTE	COLUMN	COLUMN
IM CALL CENTER-CHILD CARE								
CORE								
BENEFIT PROGRAM TECHNICIAN	0	0.00	1,038,017	26.28	787,665	19.94	0	0.00
TOTAL - PS	0	0.00	1,038,017	26.28	787,665	19.94	0	0.00
PROFESSIONAL SERVICES	0	0.00	225,000	0.00	225,000	0.00	0	0.00
TOTAL - EE	0	0.00	225,000	0.00	225,000	0.00	0	0.00
GRAND TOTAL	\$0	0.00	\$1,263,017	26.28	\$1,012,665	19.94	\$0	0.00
GENERAL REVENUE	\$0	0.00	\$0	0.00	\$0	0.00		0.00
FEDERAL FUNDS	\$0	0.00	\$1,263,017	26.28	\$1,012,665	19.94		0.00
OTHER FUNDS	\$0	0.00	\$0	0.00	\$0	0.00		0.00

DECISION ITEM DETAIL

Budget Unit	FY 2023	FY 2023	FY 2024	FY 2024	FY 2025	FY 2025	*****	*****
Decision Item	ACTUAL	ACTUAL	BUDGET	BUDGET	DEPT REQ	DEPT REQ	SECURED	SECURED
Budget Object Class	DOLLAR	FTE	DOLLAR	FTE	DOLLAR	FTE	COLUMN	COLUMN
IM CALL CENTER-AEG								
CORE								
BENEFIT PROGRAM TECHNICIAN	0	0.00	932,497	30.66	1,211,020	30.66	0	0.00
TOTAL - PS	0	0.00	932,497	30.66	1,211,020	30.66	0	0.00
PROFESSIONAL SERVICES	0	0.00	2,440,414	0.00	2,161,891	0.00	0	0.00
TOTAL - EE	0	0.00	2,440,414	0.00	2,161,891	0.00	0	0.00
GRAND TOTAL	\$0	0.00	\$3,372,911	30.66	\$3,372,911	30.66	\$0	0.00
GENERAL REVENUE	\$0	0.00	\$0	0.00	\$0	0.00		0.00
FEDERAL FUNDS	\$0	0.00	\$3,372,911	30.66	\$3,372,911	30.66		0.00
OTHER FUNDS	\$0	0.00	\$0	0.00	\$0	0.00		0.00

PROGRAM DESCRIPTION

Department: Social Services

HB Section(s): 11.110

Program Name: Income Maintenance Call Center

Program is found in the following core budget(s): Income Maintenance Call Center

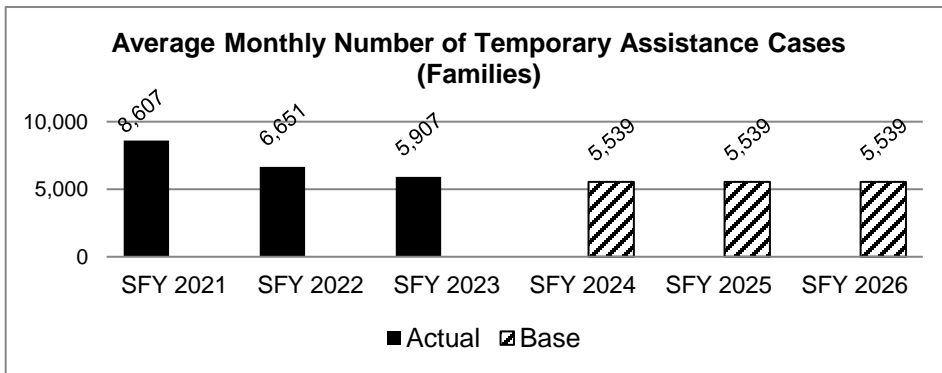
1a. What strategic priority does this program address?

Move families to economic independence

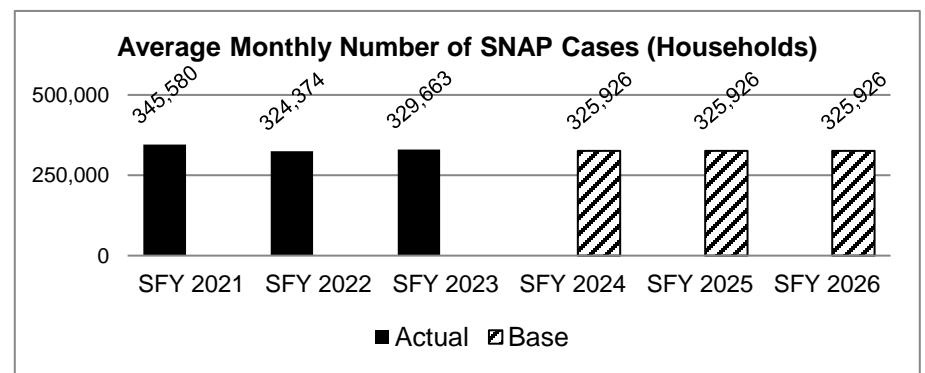
1b. What does this program do?

The Family Support Division (FSD), Income Maintenance (IM) Call Center staff serve customers who seek assistance by contacting FSD's merit-staffed call center operation. FSD IM staff determine eligibility for assistance programs to help low-income and vulnerable Missouri citizens, by ensuring accurate and timely eligibility determinations and reinvestigations are completed while documenting and monitoring benefit amounts, referring recipients to employment and training, and partnering with stakeholders and providers to enhance access to programs and services. Call Center staff include Benefit Program Technicians, Benefit Program Specialists, supervisors, managers, and clerical. This appropriation provides funding for front-line staff and support staff to operate the Income Maintenance (IM) programs in all of Missouri's 114 counties and the City of St. Louis by funding supports expenses and equipment, and communication and technology costs for FSD's merit-staffed call center operation. In addition, a portion of this funding supports contracted call center operations.

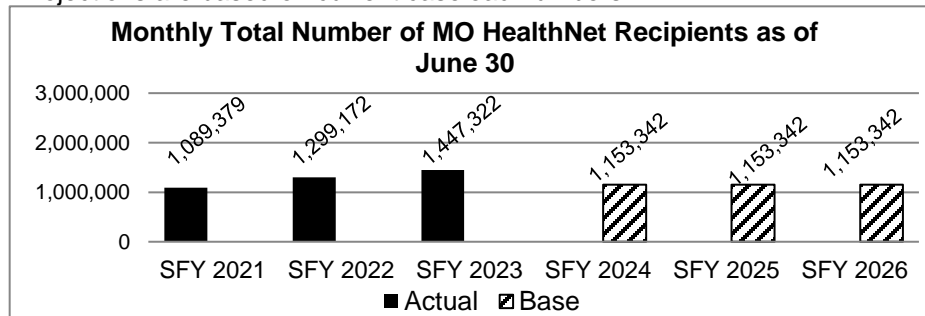
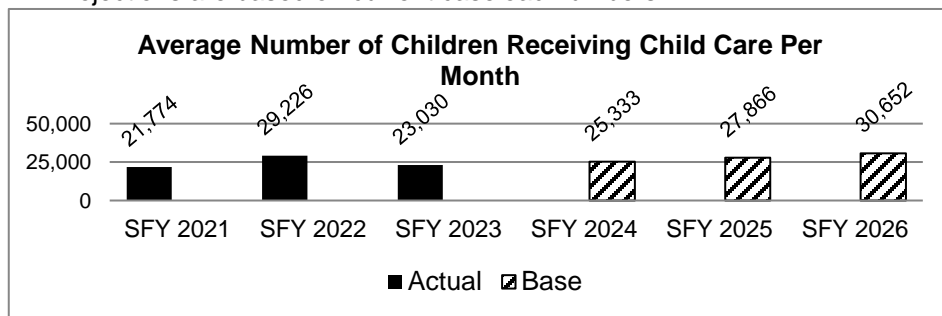
2a. Provide an activity measure(s) for the program.



Projections are based on current caseload numbers.



Projections are based on current caseload numbers.



Note: Includes Modified Adjusted Gross Income (MAGI), Permanently and Totally Disabled, and Elderly populations. Projections are based on current caseload numbers. SFY 2021 and SFY 2022 numbers reflect the Families First Coronavirus Relief Act where Medicaid cases were to remain open. Beginning SFY 2022, the Adult Expansion Group (AEG) is included.

PROGRAM DESCRIPTION

Department: Social Services

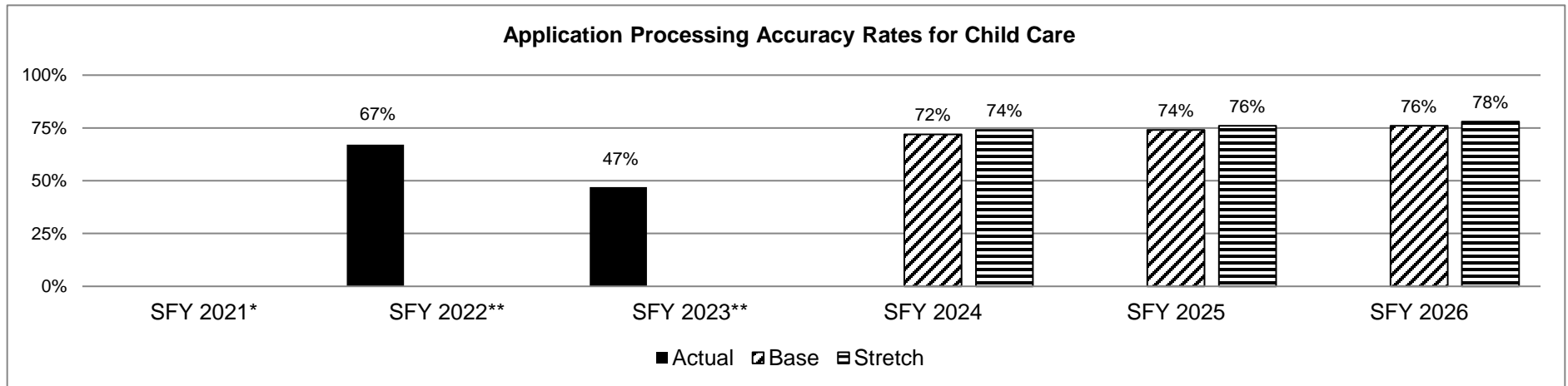
HB Section(s): 11.110

Program Name: Income Maintenance Call Center

Program is found in the following core budget(s): Income Maintenance Call Center

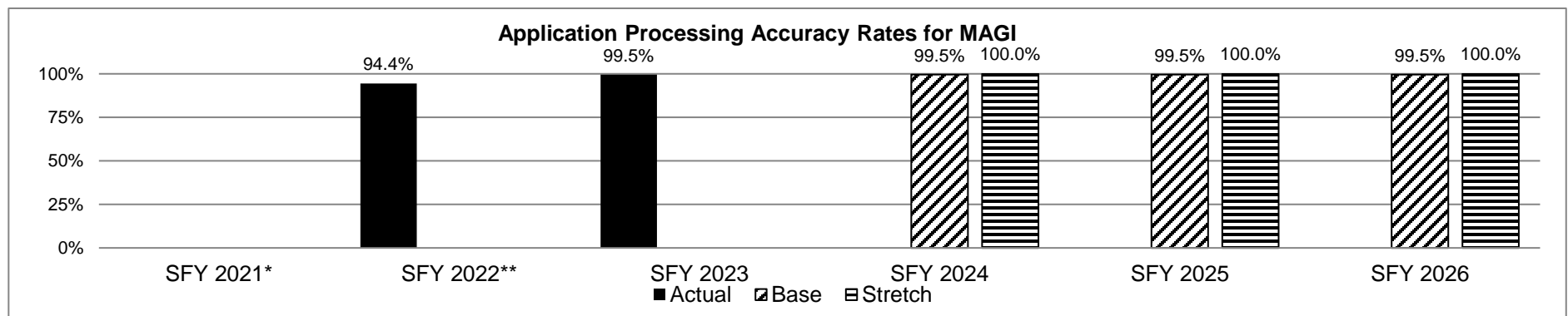
2b. Provide a measure(s) of the program's quality.

FSD has developed measures to quantify processing error rates for child care, MO HealthNet Aged, Blind, and Disabled (MHABD), MAGI and Temporary Assistance for Needy Families (TANF).



*Case reviews were not completed in SFY 2021 due to the COVID-19 Public Health Emergency (PHE).

**In SFY 2022 and 2023, the decrease reported can be attributed to a review process that focuses on areas of improvement that have been identified since the TA/CC accuracy reviews began in May 2021. This type of review occurs prior to case completion to identify trends in errors resulting in a higher rate of errors but it is expected to improve with continued reviews. This includes errors identified as procedural which do not affect payment accuracy.



*Case reviews were not completed in SFY 2021 due to the COVID-19 PHE.

**In SFY 2022, the decrease reported is due to an increase in Medicaid applications related to AEG. In addition, high staff turnover resulted in a larger number of new staff.

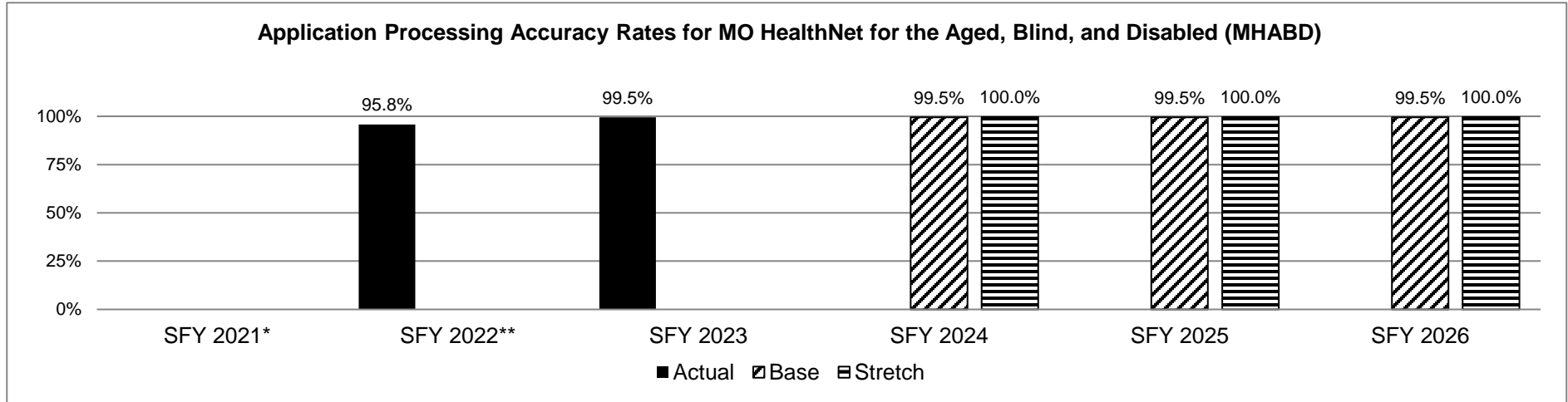
PROGRAM DESCRIPTION

Department: Social Services

HB Section(s): 11.110

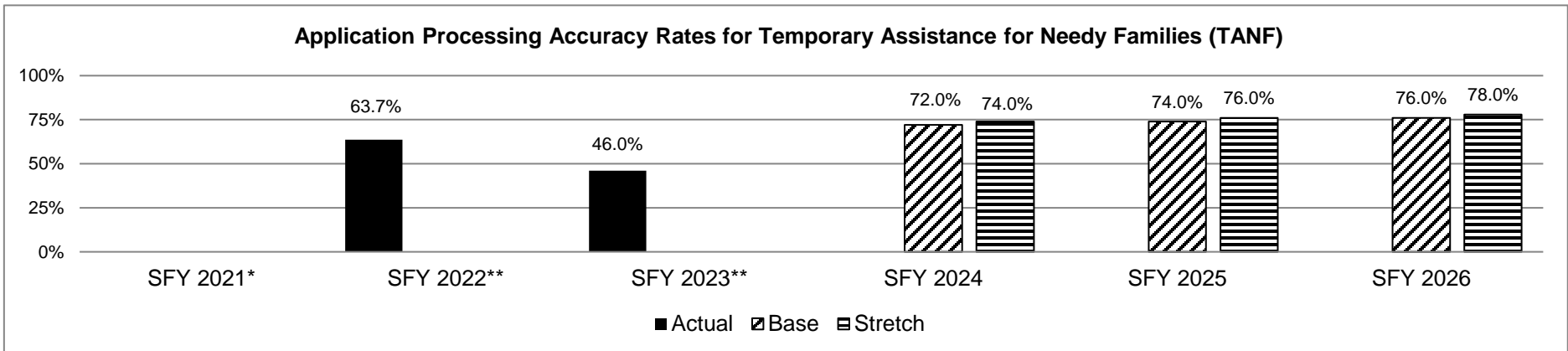
Program Name: Income Maintenance Call Center

Program is found in the following core budget(s): Income Maintenance Call Center



*Case reviews were not completed in SFY 2021 due to the COVID-19 PHE.

**In SFY 2022, the decrease reported is due to an increase in Medicaid applications related to AEG. In addition, high staff turnover resulted in a larger number of new staff.



*Case reviews were not completed in SFY 2021 due to the COVID-19 PHE.

**In SFY 2022 and 2023, the decrease reported can be attributed to a review process that focuses on areas of improvement that have been identified since the TA/CC accuracy reviews began in May 2021. This type of review occurs prior to case completion to identify trends in errors resulting in a higher rate of errors but it is expected to improve with continued reviews. This includes errors identified as procedural which do not affect payment accuracy.

PROGRAM DESCRIPTION

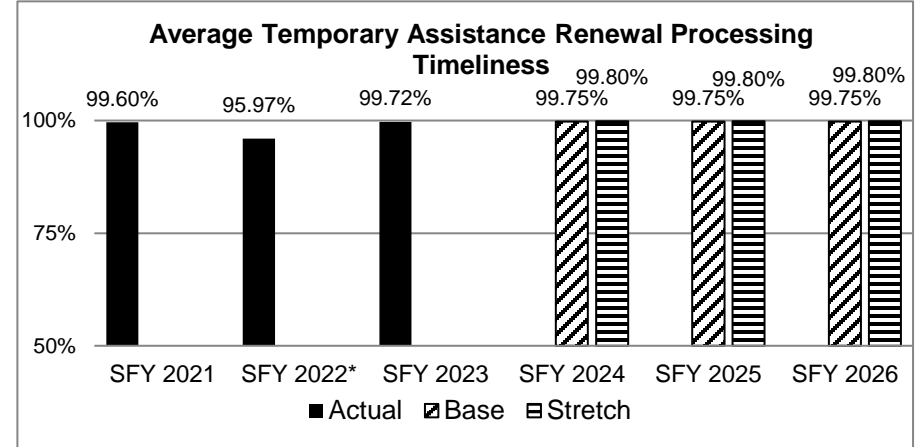
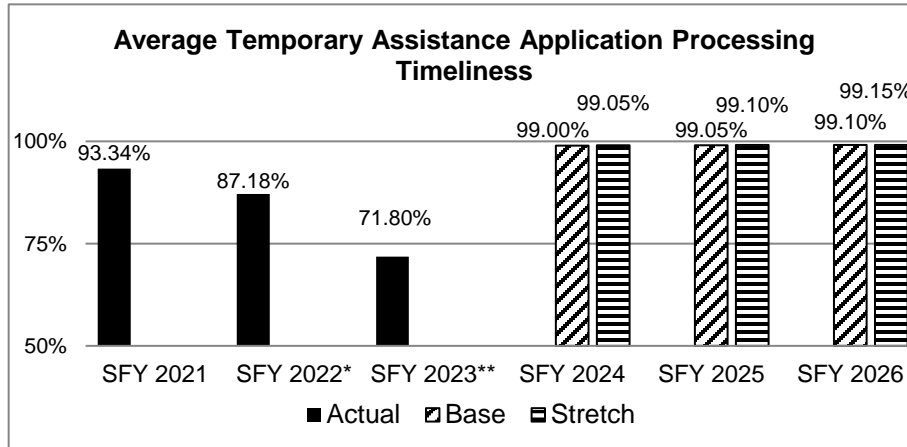
Department: Social Services

HB Section(s): 11.110

Program Name: Income Maintenance Call Center

Program is found in the following core budget(s): Income Maintenance Call Center

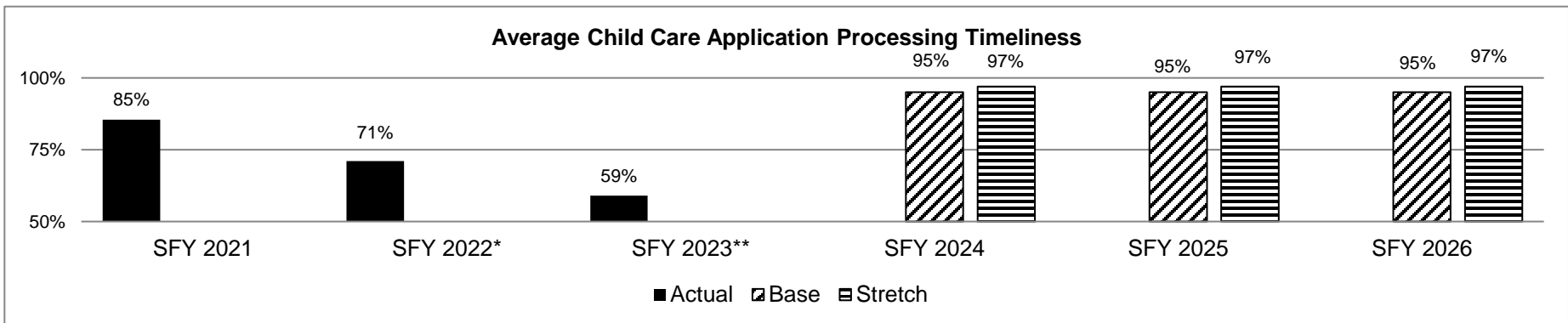
2c. Provide a measure(s) of the program's impact.



*SFY 2022 decline is a result of a transition from a short form application, which required an interview, to a long form now available online as of July 25, 2022.

** SFY 2023 reflects a decrease that resulted from the implementation of Business Process Reengineering that is not expected to continue.

*SFY 2022 decline is a result of a transition from a short form application, which required an interview, to a long form now available online as of July 25, 2022.



The Child Care program has a certification period. Certification period means the time period that a case is eligible for benefits. Recipients must reapply annually to continue to receive benefits.

*Decrease in FY 2022 is due to an increase in applications for AEG, high staff turnover, and difficulty hiring staff. Projections do not reflect a decrease as this is not expected to continue.

** SFY 2023 reflects a decrease that resulted from the implementation of Business Process Reengineering that is not expected to continue.

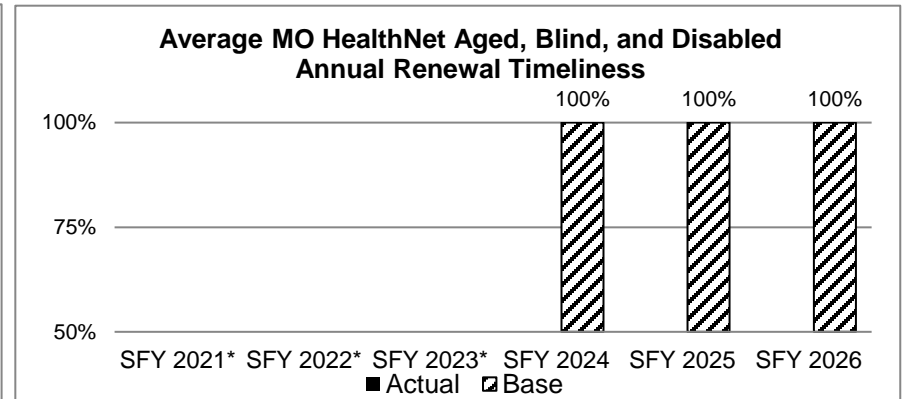
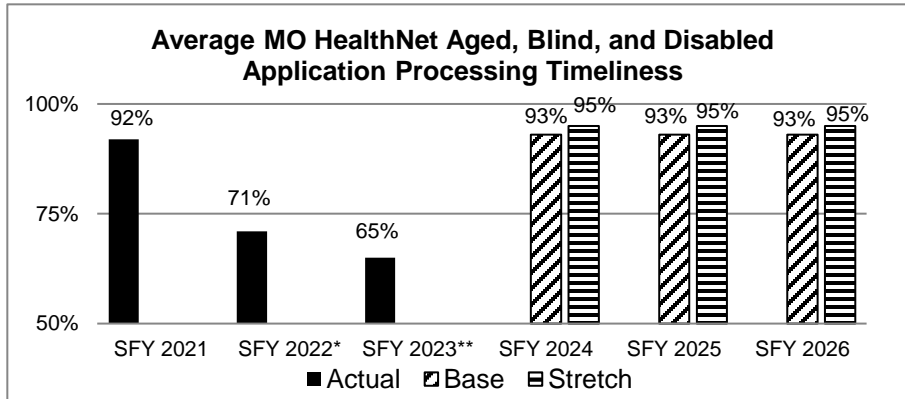
PROGRAM DESCRIPTION

Department: Social Services

HB Section(s): 11.110

Program Name: Income Maintenance Call Center

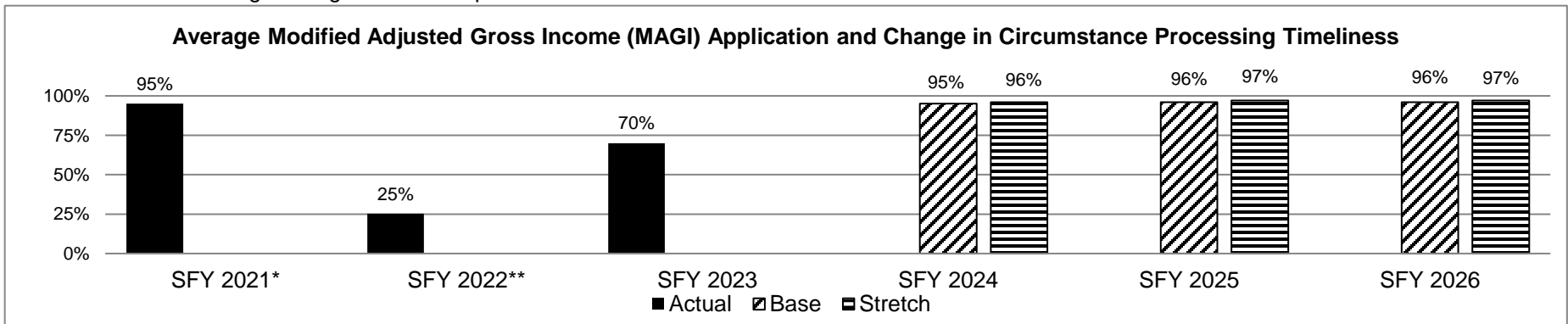
Program is found in the following core budget(s): Income Maintenance Call Center



*In SFY 2022, the decrease in timeliness can be attributed to an increase in applications for AEG. Eligibility for AEG had to be determined prior to determining eligibility for MHABD. Updates to the process moving forward, and the fact that we are close to processing current in MEDES will allow us to improve processing timeliness of these applications in the future.

*In SFY 2021 SFY 2022, and SFY 2023 there was no data to report as COVID-19 PHE guidelines suspended requirements for Annual Renewals.

** SFY 2023 reflects a decrease that resulted from the implementation of Business Process Reengineering that is not expected to continue.



*COVID-19 flexibilities allowed FSD to accept participant's attestation on most eligibility factors during the PHE. This resulted in a large increase in timeliness that may not be able to be maintained in SFY 2022.

**Decrease in SFY 2022 is due to an increase in applications for AEG, high staff turnover, and difficulty hiring staff.

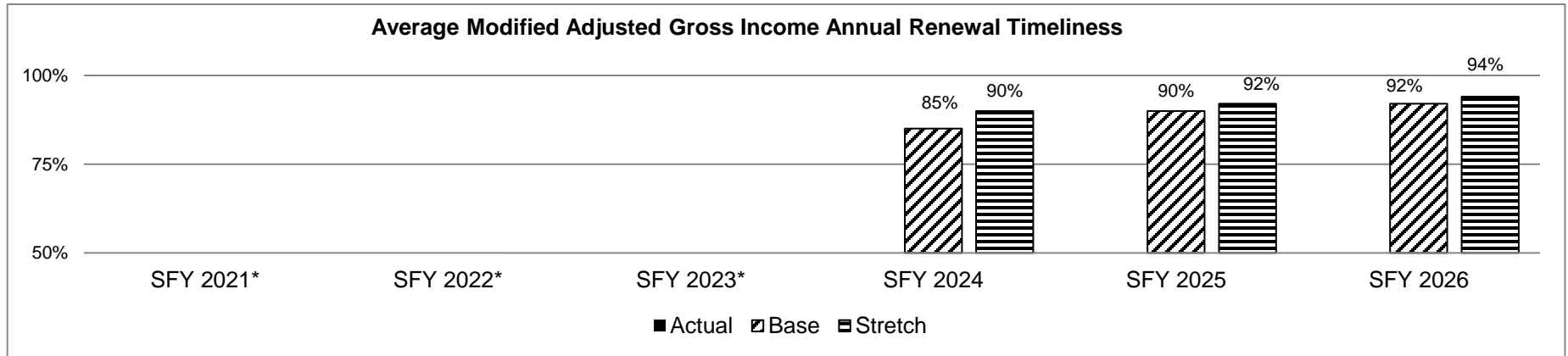
PROGRAM DESCRIPTION

Department: Social Services


HB Section(s): 11.110

Program Name: Income Maintenance Call Center

Program is found in the following core budget(s): Income Maintenance Call Center



*Case reviews were not completed in SFY 2021, SFY 2022, and SFY 2023 due to the COVID-19 PHE.



The FSD Resource Centers and Call Centers are referring clients interested in employment and training to SkillUP providers. The formalized referral process now include referrals from Vocational Rehabilitation, the Child Support (CS) Call Center, and Responsible Fatherhood programs. This referral process will be offered to other agencies.

*In SFY 2021, there was a decrease due to the COVID-19 pandemic. This trend is not expected to continue.

**SFY 2023 actual data reflects an increase in SkillUP referrals due to process improvements in the call centers, as well as the return of work requirements for ABAWDs. Work requirements were waived for ABAWDs throughout the duration of the Public Health Emergency.

PROGRAM DESCRIPTION

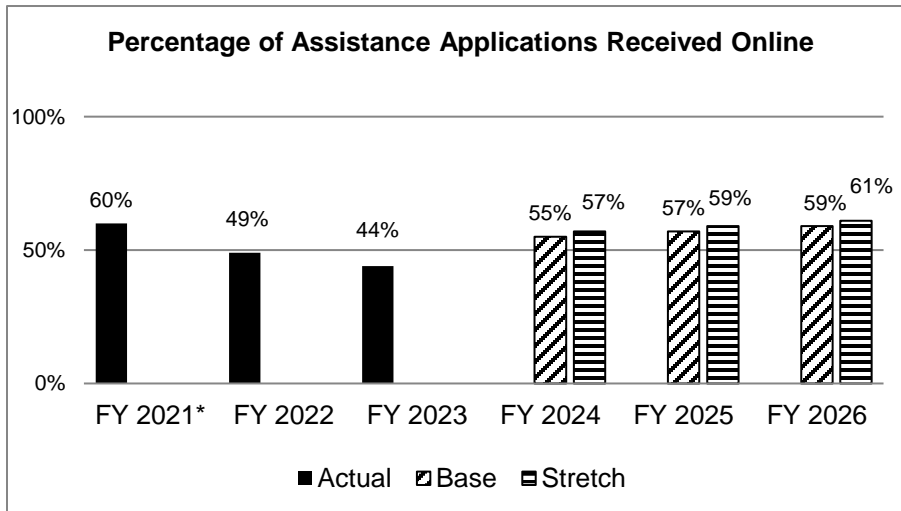
Department: Social Services

HB Section(s): 11.110

Program Name: Income Maintenance Call Center

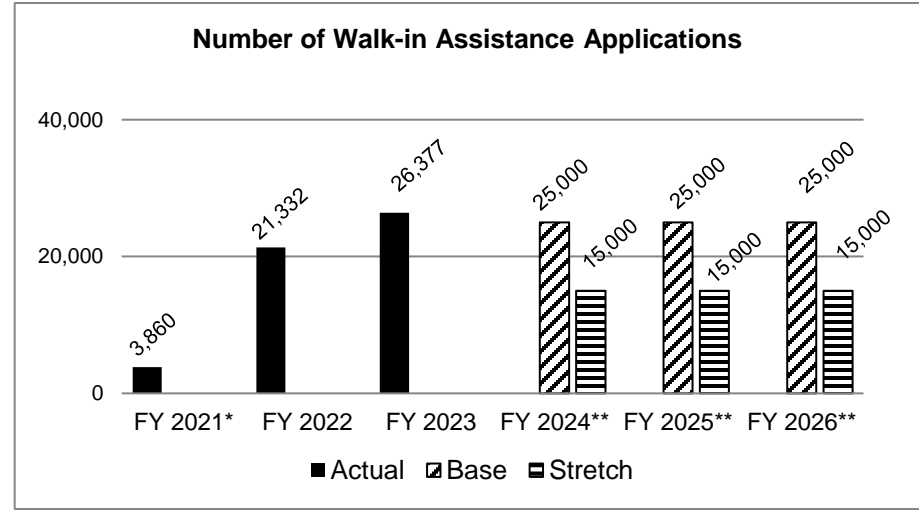
Program is found in the following core budget(s): Income Maintenance Call Center

2d. Provide a measure(s) of the program's efficiency.



FSD implemented the online application system for SNAP, Child Care, TANF and MO HealthNet (Aged, Blind, Disabled) on a statewide level in April 2017. There is a positive correlation between the increase in the percentage of online applications and a decrease in walk-in applications.

*In FY 2021, there was an increase of online applications received due to the COVID-19 PHE. In-person applications increased as offices reopened.



FSD implemented the online application system for SNAP, Child Care, TANF and MO HealthNet (Aged, Blind, Disabled) on a statewide level in April 2017. There is a positive correlation between the increase in the percentage of online applications and a decrease in walk-in applications.

Note: FY 2021 and FY 2022 were updated to reflect more accurate data.

*In FY 2021, for most of the year offices were open by appointment only due to the COVID-19 PHE.

**Projections are based on an anticipated decrease due to technology that is being implemented to expand access to electronic forms of application and customer service.

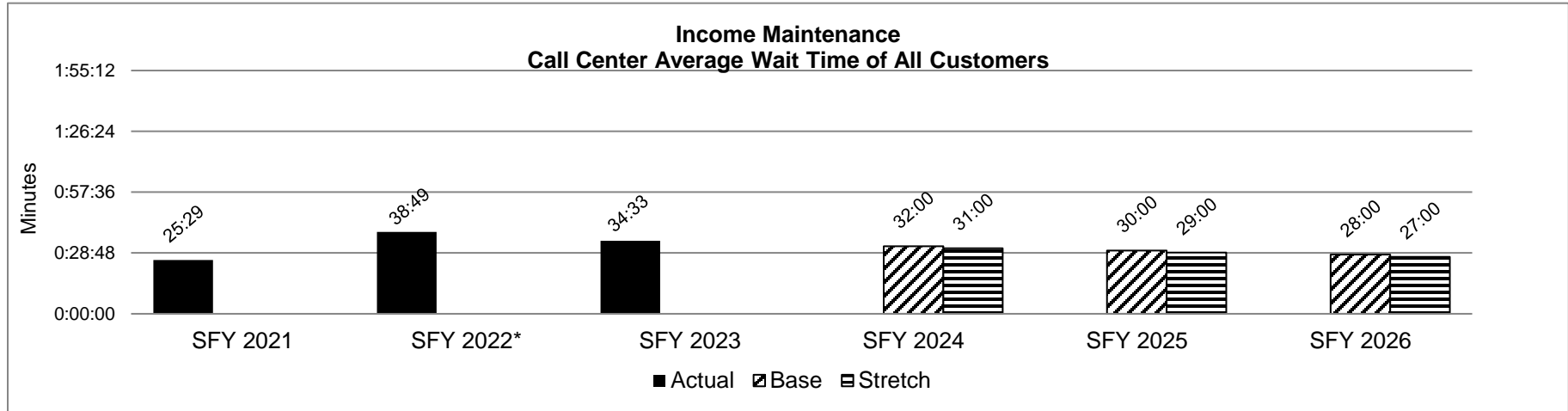
PROGRAM DESCRIPTION

Department: Social Services

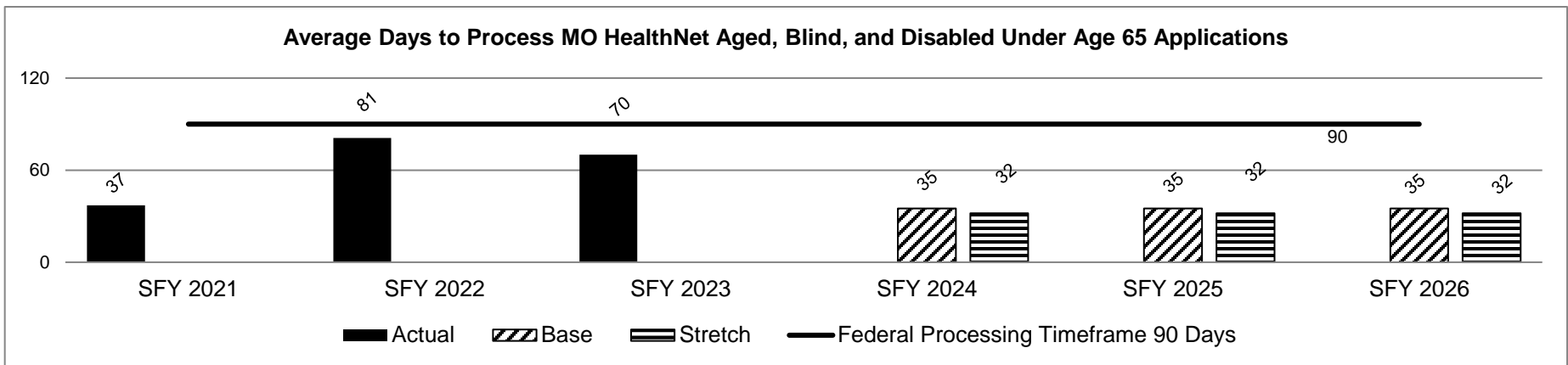
HB Section(s): 11.110

Program Name: Income Maintenance Call Center

Program is found in the following core budget(s): Income Maintenance Call Center



*In SFY 2022 call wait times increased as we transitioned to a new software for our call center. Previously we had small queues which caused higher deflections, with the new Genesys software, callers are seldom unable to get through, which caused higher wait times. In addition, increases in call volume were related to the implementation of AEG and the extension of PHE.



FSD implemented a streamlined MHN application, or one application for all Medicaid programs with AEG in October 2021. Because of Medicaid expansion, and an extended open enrollment, FSD received over 200,000 applications in a few short months. This caused processing times to increase dramatically. Projections reflect improved number of days to process as the applications for AEG stabilize.

PROGRAM DESCRIPTION

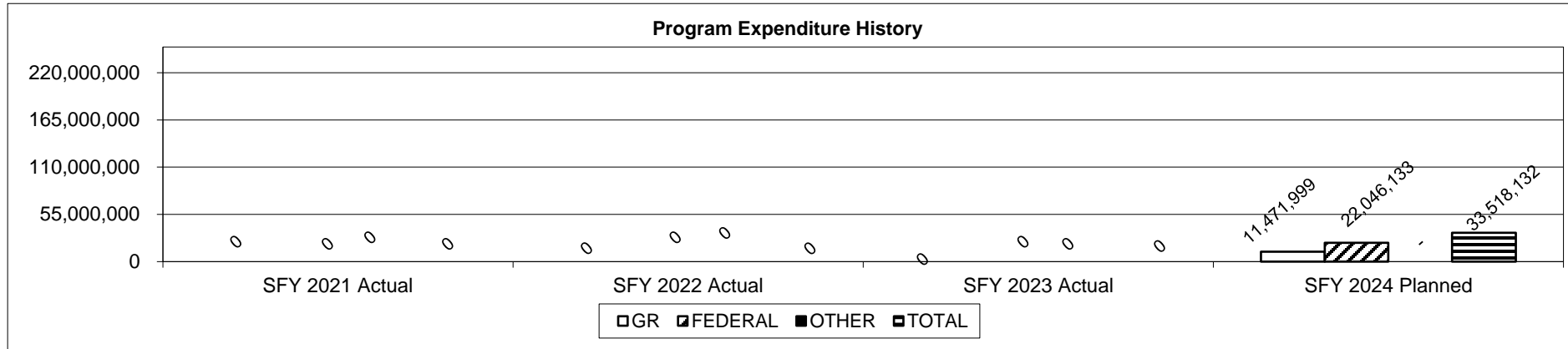
Department: Social Services

HB Section(s): 11.110

Program Name: Income Maintenance Call Center

Program is found in the following core budget(s): Income Maintenance Call Center

3. Provide actual expenditures for the prior three fiscal years and planned expenditures for the current fiscal year. (Note: Amounts do not include fringe benefit costs.)



SFY 2024 Planned expenditures are net of reverted.

4. What are the sources of the "Other " funds?

Health Initiatives Fund (0275)

5. What is the authorization for this program, i.e., federal or state statute, etc.? (Include the federal program number, if applicable.)

State Statute: Sections 207.010, 207.022, and 208.420, RSMo.

6. Are there federal matching requirements? If yes, please explain.

IM Field Staff and Operations federal fund (FF) reimbursement is based on the IM time study rate of around (59% FF and 41% State Match) or at the level as specified under a specific grant such as MO HealthNet Administration (75% FF and 25% State Match) or SNAP Administration (50% FF and 50% State Match) if expenditures are reimbursable under the particular grant. The time study rate is determined by polling a select number of IM staff. In addition, some expenditures may be used as Maintenance of Effort (MOE) to earn other federal grants.

7. Is this a federally mandated program? If yes, please explain.

Resources used to support federal mandated programs such as SNAP and MO HealthNet are considered federally mandated.

NDI – FSD Call Center Bot

NEW DECISION ITEM

Department: Social Services
Division: Family Support
DI Name: Income Maintenance Call Center BOT DI# 1886022

Budget Unit 90074C & 90078C
HB Section 11.110

1. AMOUNT OF REQUEST

	FY 2025 Budget Request			
	GR	Federal	Other	Total
PS	0	0	0	0
EE	1,640,000	2,360,000	0	4,000,000
PSD	0	0	0	0
TRF	0	0	0	0
Total	1,640,000	2,360,000	0	4,000,000
FTE	0.00	0.00	0.00	0.00

	FY 2025 Governor's Recommendation			
	GR	Federal	Other	Total
PS	0	0	0	0
EE	0	0	0	0
PSD	0	0	0	0
TRF	0	0	0	0
Total	0	0	0	0
FTE	0.00	0.00	0.00	0.00

Est. Fringe	0	0	0	0
<i>Note: Fringes budgeted in House Bill 5 except for certain fringes budgeted directly to MoDOT, Highway Patrol, and Conservation.</i>				

Est. Fringe	0	0	0	0
<i>Note: Fringes budgeted in House Bill 5 except for certain fringes budgeted directly to MoDOT, Highway Patrol, and Conservation.</i>				

Other Funds: N/A
 Non-Counts: N/A

Other Funds: N/A
 Non-Counts: N/A

2. THIS REQUEST CAN BE CATEGORIZED AS:

<input type="checkbox"/> New Legislation	<input type="checkbox"/> New Program	<input type="checkbox"/> Fund Switch
<input type="checkbox"/> Federal Mandate	<input checked="" type="checkbox"/> Program Expansion	<input type="checkbox"/> Cost to Continue
<input type="checkbox"/> GR Pick-Up	<input type="checkbox"/> Space Request	<input type="checkbox"/> Equipment Replacement
<input type="checkbox"/> Pay Plan	<input type="checkbox"/> Other: _____	

NEW DECISION ITEM

Department: Social Services
Division: Family Support
DI Name: Income Maintenance Call Center BOT DI# 1886022

Budget Unit 90074C & 90078C
HB Section 11.110

3. WHY IS THIS FUNDING NEEDED? PROVIDE AN EXPLANATION FOR ITEMS CHECKED IN #2. INCLUDE THE FEDERAL OR STATE STATUTORY OR CONSTITUTIONAL AUTHORIZATION FOR THIS PROGRAM.

The Family Support Division (FSD) is requesting funding to implement an integration of advanced technologies such as BOTS/Robotic Process Automation (RPA) into the workflow and augmentation of the IM Call Center in an effort to reduce manual entry by workers into the system, especially into multiple systems. It is expected that this integration of advanced technology can provide a more efficient way to handle customer inquiries, applications, and renewals.

The virtual agent bot will be able to:

- Simulate an interaction with a live agent by responding to questions and asking follow up questions as needed to individuals contacting FSD
- Gather identifying information from the individual and authenticate them by confirming their information from back-end system integration
- Relay current case status and case information after the individual has been authenticated
- Explain ways to return information and apply for benefits
- Accept change reports for all programs from individuals and request proof of change during the interaction by texting a link to the individual to upload their proof of change (i.e., for residency changes they may be asked to provide an electric bill or other proof of residency). The virtual agent compiles the reported changes and creates a task in the FSD tasking system for FSD staff to process.
- When citizens report a change, the virtual agent will know if follow up questions for related changes is needed (i.e., if a citizen is reporting an address change, the virtual agent will know to ask if the person's rent and shelter expenses has changed as well).
- Gather the necessary information to complete SNAP Mid-Certification Reviews and MO HealthNet (Medicaid) Applications and Annual Renewals. The virtual agent will compile the gathered information and create a task in the FSD tasking system for a worker to process.

State Statute: Sections 207.010, 207.022, and 208.420, RSMo.

4. DESCRIBE THE DETAILED ASSUMPTIONS USED TO DERIVE THE SPECIFIC REQUESTED AMOUNT. (How did you determine that the requested number of FTE were appropriate? From what source or standard did you derive the requested levels of funding? Were alternatives such as outsourcing or automation considered? If based on new legislation, does request tie to TAFP fiscal note? If not, explain why. Detail which portions of the request are one-times and how those amounts were calculated.)

In FY 2024, FSD is working with OA-ITSD to explore different options available for this technology that will work best with FSD's current systems and program needs. At this time, the cost is estimated to be \$4,000,000.

NEW DECISION ITEM

Department: Social Services
Division: Family Support
DI Name: Income Maintenance Call Center BOT DI# 1886022

Budget Unit 90074C & 90078C
HB Section 11.110

5. BREAK DOWN THE REQUEST BY BUDGET OBJECT CLASS, JOB CLASS, AND FUND SOURCE. IDENTIFY ONE-TIME COSTS.

Budget Object Class/Job Class	Dept Req GR DOLLARS	Dept Req GR FTE	Dept Req FED DOLLARS	Dept Req FED FTE	Dept Req OTHER DOLLARS	Dept Req OTHER FTE	Dept Req TOTAL DOLLARS	Dept Req TOTAL FTE	Dept Req One-Time DOLLARS
							0		
							0	0.0	
Total PS	0	0.0	0	0.0	0	0.0	0	0.0	0
Professional Services (BOBC 400)	1,640,000		2,360,000		0		4,000,000		0
							0		
Total EE	1,640,000		2,360,000		0		4,000,000		0
Program Distributions							0		
Total PSD	0		0		0		0		0
Transfers									
Total TRF	0		0		0		0		0
Grand Total	1,640,000	0.0	2,360,000	0.0	0	0.0	4,000,000	0.0	0

NEW DECISION ITEM

Department: Social Services
Division: Family Support
DI Name: Income Maintenance Call Center BOT DI# 1886022

Budget Unit 90074C & 90078C
HB Section 11.110

Budget Object Class/Job Class	Gov Rec GR DOLLARS	Gov Rec GR FTE	Gov Rec FED DOLLARS	Gov Rec FED FTE	Gov Rec OTHER DOLLARS	Gov Rec OTHER FTE	Gov Rec TOTAL DOLLARS	Gov Rec TOTAL FTE	Gov Rec One-Time DOLLARS
							0		
							0	0.0	
Total PS	0	0.0	0	0.0	0	0.0	0	0.0	0
Total EE	0		0		0		0		0
Program Distributions							0		
Total PSD	0		0		0		0		0
Transfers									
Total TRF	0		0		0		0		0
Grand Total	0	0.0	0	0.0	0	0.0	0	0.0	0

NEW DECISION ITEM

Department: Social Services
Division: Family Support
DI Name: Income Maintenance Call Center BOT DI# 1886022

Budget Unit 90074C & 90078C
HB Section 11.110

6. PERFORMANCE MEASURES (If new decision item has an associated core, separately identify projected performance with & without additional funding.)

6a. Provide an activity measure(s) for the program.
Please see Income Maintenance Field Call Center Program Description for measures of activity.

6b. Provide a measure(s) of the program's quality.
Please see Income Maintenance Field Call Center Program Description for measures of quality.

6c. Provide a measure(s) of the program's impact.
Please see Income Maintenance Field Call Center Program Description for measures of impact.

6d. Provide a measure(s) of the program's efficiency.
Please see Income Maintenance Field Call Center Program Description for measures of efficiency.

7. STRATEGIES TO ACHIEVE THE PERFORMANCE MEASUREMENT TARGETS:

Implement an integration of advanced technologies such as BOTS/Robotic Process Automation (RPA) into the workflow and augmentation of the IM Call Center in an effort to reduce manual entry by workers into the system.

DECISION ITEM DETAIL

Budget Unit	FY 2023	FY 2023	FY 2024	FY 2024	FY 2025	FY 2025	*****	*****
Decision Item	ACTUAL	ACTUAL	BUDGET	BUDGET	DEPT REQ	DEPT REQ	SECURED	SECURED
Budget Object Class	DOLLAR	FTE	DOLLAR	FTE	DOLLAR	FTE	COLUMN	COLUMN
IM CALL CENTER-MEDICAID CHIP								
IM Call Center BOT - 1886022								
PROFESSIONAL SERVICES	0	0.00	0	0.00	2,000,000	0.00	0	0.00
TOTAL - EE	0	0.00	0	0.00	2,000,000	0.00	0	0.00
GRAND TOTAL	\$0	0.00	\$0	0.00	\$2,000,000	0.00	\$0	0.00
GENERAL REVENUE	\$0	0.00	\$0	0.00	\$820,000	0.00		0.00
FEDERAL FUNDS	\$0	0.00	\$0	0.00	\$1,180,000	0.00		0.00
OTHER FUNDS	\$0	0.00	\$0	0.00	\$0	0.00		0.00

DECISION ITEM DETAIL

Budget Unit	FY 2023	FY 2023	FY 2024	FY 2024	FY 2025	FY 2025	*****	*****
Decision Item	ACTUAL	ACTUAL	BUDGET	BUDGET	DEPT REQ	DEPT REQ	SECURED	SECURED
Budget Object Class	DOLLAR	FTE	DOLLAR	FTE	DOLLAR	FTE	COLUMN	COLUMN
IM CALL CENTER-SNAP								
IM Call Center BOT - 1886022								
PROFESSIONAL SERVICES	0	0.00	0	0.00	2,000,000	0.00	0	0.00
TOTAL - EE	0	0.00	0	0.00	2,000,000	0.00	0	0.00
GRAND TOTAL	\$0	0.00	\$0	0.00	\$2,000,000	0.00	\$0	0.00
GENERAL REVENUE	\$0	0.00	\$0	0.00	\$820,000	0.00		0.00
FEDERAL FUNDS	\$0	0.00	\$0	0.00	\$1,180,000	0.00		0.00
OTHER FUNDS	\$0	0.00	\$0	0.00	\$0	0.00		0.00

Core – Public Acute Care Hospital

CORE DECISION ITEM

Department: Social Services
 Division: Family Support
 Core: Public Acute Care Hospital

Budget Unit: 90073C
 HB Section: 11.115

1. CORE FINANCIAL SUMMARY

	FY 2025 Budget Request			
	GR	Federal	Other	Total
PS	0	0	0	0
EE	975,000	975,000	0	1,950,000
PSD	25,000	25,000	0	50,000
TRF	0	0	0	0
Total	1,000,000	1,000,000	0	2,000,000
FTE	0.00	0.00	0.00	0.00

	FY 2025 Governor's Recommendation			
	GR	Federal	Other	Total
PS	0	0	0	0
EE	0	0	0	0
PSD	0	0	0	0
TRF	0	0	0	0
Total	0	0	0	0
FTE	0.00	0.00	0.00	0.00

Est. Fringe	0	0	0	0
--------------------	---	---	---	---

Note: Fringes budgeted in House Bill 5 except for certain fringes budgeted directly to MoDOT, Highway Patrol, and Conservation.

Est. Fringe	0	0	0	0
--------------------	---	---	---	---

Note: Fringes budgeted in House Bill 5 except for certain fringes budgeted directly to MoDOT, Highway Patrol, and Conservation.

Other Funds: N/A

Other Funds: N/A

2. CORE DESCRIPTION

This funding is for public acute care hospital partnerships to assist with eligibility determinations for MO HealthNet programs.

3. PROGRAM LISTING (list programs included in this core funding)

Public Acute Care Hospital

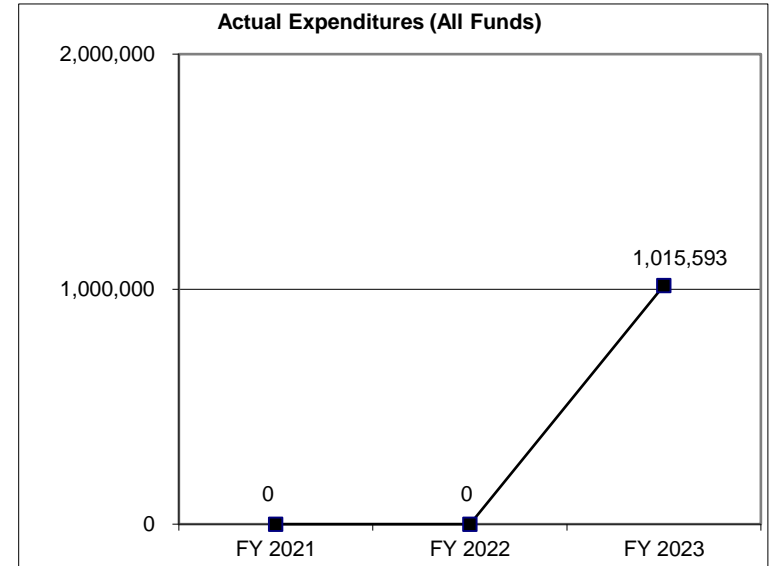
CORE DECISION ITEM

**Department: Social Services
Division: Family Support
Public Acute Care Hospital**

**Budget Unit: 90073C
HB Section: 11.115**

4. FINANCIAL HISTORY

	FY 2021 Actual	FY 2022 Actual	FY 2023 Actual	FY 2024 Current Yr.
Appropriation (All Funds)	0	0	2,000,000	2,000,000
Less Reverted (All Funds)	0	0	(30,000)	(30,000)
Less Restricted (All Funds)*	0	0	0	0
Budget Authority (All Funds)	0	0	1,970,000	1,970,000
Actual Expenditures (All Funds)	0	0	1,015,593	N/A
Unexpended (All Funds)	0	0	954,407	N/A
Unexpended, by Fund:				
General Revenue	0	0	0	N/A
Federal	0	0	954,407	N/A
Other	0	0	0	N/A
			(1)	



*Current Year restricted amount is as of September 1, 2023.
Reverted includes the statutory three-percent reserve (when applicable).
Restricted includes any Governor's Expenditure Restriction (when applicable).

NOTES:
(1) This was new funding in FY 2023.

CORE RECONCILIATION DETAIL

**DEPARTMENT OF SOCIAL SERVICES
PUBLIC ACUTE CARE HOSPITAL**

5. CORE RECONCILIATION DETAIL

			Budget Class	FTE	GR	Federal	Other	Total	Explanation
TAFP AFTER VETOES									
			PD	0.00	1,000,000	1,000,000	0	2,000,000	
			Total	0.00	1,000,000	1,000,000	0	2,000,000	
DEPARTMENT CORE ADJUSTMENTS									
Core Reallocation	679	2437	EE	0.00	0	975,000	0	975,000	Core reallocation to align with actual expenditures.
Core Reallocation	679	2438	EE	0.00	975,000	0	0	975,000	Core reallocation to align with actual expenditures.
Core Reallocation	679	2437	PD	0.00	0	(975,000)	0	(975,000)	Core reallocation to align with actual expenditures.
Core Reallocation	679	2438	PD	0.00	(975,000)	0	0	(975,000)	Core reallocation to align with actual expenditures.
NET DEPARTMENT CHANGES				0.00	0	0	0	0	
DEPARTMENT CORE REQUEST									
			EE	0.00	975,000	975,000	0	1,950,000	
			PD	0.00	25,000	25,000	0	50,000	
			Total	0.00	1,000,000	1,000,000	0	2,000,000	
GOVERNOR'S RECOMMENDED CORE									
			EE	0.00	975,000	975,000	0	1,950,000	
			PD	0.00	25,000	25,000	0	50,000	
			Total	0.00	1,000,000	1,000,000	0	2,000,000	

DECISION ITEM SUMMARY

Budget Unit									
Decision Item	FY 2023	FY 2023	FY 2024	FY 2024	FY 2025	FY 2025	*****	*****	
Budget Object Summary	ACTUAL	ACTUAL	BUDGET	BUDGET	DEPT REQ	DEPT REQ	SECURED	SECURED	
Fund	DOLLAR	FTE	DOLLAR	FTE	DOLLAR	FTE	COLUMN	COLUMN	
PUBLIC ACUTE CARE HOSPITAL									
CORE									
EXPENSE & EQUIPMENT									
GENERAL REVENUE	970,000	0.00	0	0.00	975,000	0.00	0	0.00	
DEPT OF SOC SERV FEDERAL & OTH	45,593	0.00	0	0.00	975,000	0.00	0	0.00	
TOTAL - EE	1,015,593	0.00	0	0.00	1,950,000	0.00	0	0.00	
PROGRAM-SPECIFIC									
GENERAL REVENUE	0	0.00	1,000,000	0.00	25,000	0.00	0	0.00	
DEPT OF SOC SERV FEDERAL & OTH	0	0.00	1,000,000	0.00	25,000	0.00	0	0.00	
TOTAL - PD	0	0.00	2,000,000	0.00	50,000	0.00	0	0.00	
TOTAL	1,015,593	0.00	2,000,000	0.00	2,000,000	0.00	0	0.00	
GRAND TOTAL	\$1,015,593	0.00	\$2,000,000	0.00	\$2,000,000	0.00	\$0	0.00	

DECISION ITEM DETAIL

Budget Unit	FY 2023	FY 2023	FY 2024	FY 2024	FY 2025	FY 2025	*****	*****
Decision Item	ACTUAL	ACTUAL	BUDGET	BUDGET	DEPT REQ	DEPT REQ	SECURED	SECURED
Budget Object Class	DOLLAR	FTE	DOLLAR	FTE	DOLLAR	FTE	COLUMN	COLUMN
PUBLIC ACUTE CARE HOSPITAL								
CORE								
PROFESSIONAL SERVICES	1,015,593	0.00	0	0.00	1,950,000	0.00	0	0.00
TOTAL - EE	1,015,593	0.00	0	0.00	1,950,000	0.00	0	0.00
PROGRAM DISTRIBUTIONS	0	0.00	2,000,000	0.00	50,000	0.00	0	0.00
TOTAL - PD	0	0.00	2,000,000	0.00	50,000	0.00	0	0.00
GRAND TOTAL	\$1,015,593	0.00	\$2,000,000	0.00	\$2,000,000	0.00	\$0	0.00
GENERAL REVENUE	\$970,000	0.00	\$1,000,000	0.00	\$1,000,000	0.00		0.00
FEDERAL FUNDS	\$45,593	0.00	\$1,000,000	0.00	\$1,000,000	0.00		0.00
OTHER FUNDS	\$0	0.00	\$0	0.00	\$0	0.00		0.00

PROGRAM DESCRIPTION

Department: Social Services

HB Section(s): 11.115

Program Name: Public Acute Care Hospital

Program is found in the following core budget(s): Public Acute Care Hospital

1a. What strategic priority does this program address?

Move families to economic independence

1b. What does this program do?

The Department of Social Services (DSS), Family Support Division (FSD) utilizes funding from the Income Maintenance (IM) Field Staff and Operations core appropriation to provide funds for hospital staff to assist customers in the enrollment for MO HealthNet coverage under eligibility programs such as Modified Adjusted Gross Income (MAGI), Adult Expansion Group (AEG), Presumptive Eligibility, MO HealthNet for Pregnant Women (MPW) and MO HealthNet for the Aged, Blind, and Disabled (MHABD). This Public Acute Care Hospital funding provides an expansion of these existing contracts offered to University Hospital (Columbia), University Health- Kansas City (formerly Truman Medical Center), and other public acute care hospitals throughout the state of Missouri to assist with eligibility determination for MO HealthNet programs.

2a. Provide an activity measure(s) for the program.

Number of MO HealthNet Applications Processed in Public Acute Care Hospitals. Funding was appropriated in FY 2023. However, implementation did not occur until late FY 2023. Therefore, data will be reported in the FY 2026 Budget Request.

2b. Provide a measure(s) of the program's quality.

MO HealthNet Application Processing Accuracy Rate in Public Acute Care Hospitals. Funding was appropriated in FY 2023. However, implementation did not occur until late FY 2023. Therefore, data will be reported in the FY 2026 Budget Request.

2c. Provide a measure(s) of the program's impact.

Average MO HealthNet Application Processing Timeliness in Public Acute Care Hospitals. Funding was appropriated in FY 2023. However, implementation did not occur until late FY 2023. Therefore, data will be reported in the FY 2026 Budget Request.

2d. Provide a measure(s) of the program's efficiency.

Average Days to Process MO HealthNet Application in Public Acute Care Hospitals. Funding was appropriated in FY 2023. However, implementation did not occur until late FY 2023. Therefore, data will be reported in the FY 2026 Budget Request.

PROGRAM DESCRIPTION

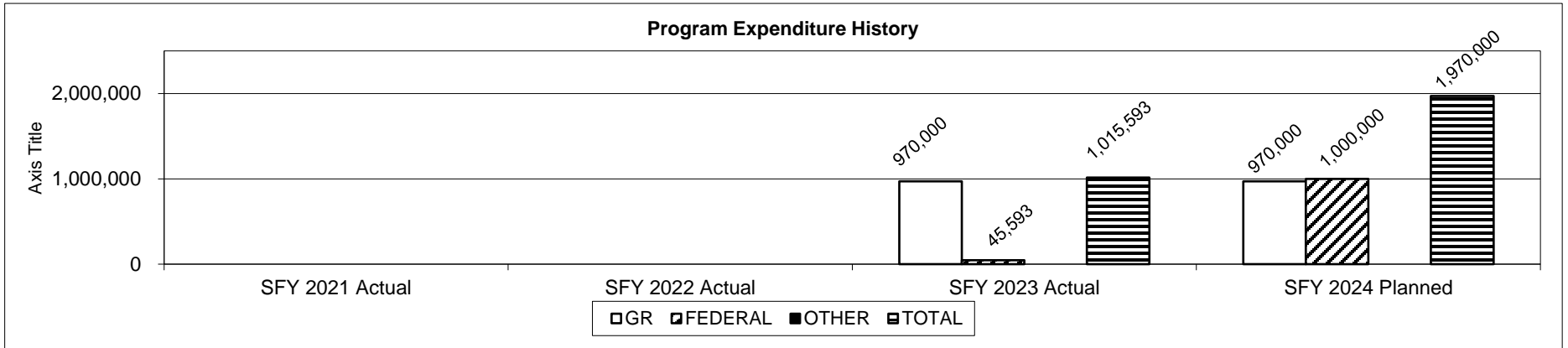
Department: Social Services

HB Section(s): 11.115

Program Name: Public Acute Care Hospital

Program is found in the following core budget(s): Public Acute Care Hospital

3. Provide actual expenditures for the prior three fiscal years and planned expenditures for the current fiscal year. (Note: Amounts do not include fringe benefit costs.)



SFY 2024 Planned expenditures are net of reverted.

4. What are the sources of the "Other " funds?

N/A

5. What is the authorization for this program, i.e., federal or state statute, etc.? (Include the federal program number, if applicable.)

State Statute: Sections 207.010, 207.022, and 208.420, RSMo.

6. Are there federal matching requirements? If yes, please explain.

Federal Fund (FF) reimbursement is based on the MO HealthNet Administration rate (75% FF and 25% State Match).

7. Is this a federally mandated program? If yes, please explain.

Resources used to support federal mandated programs such as MO HealthNet are considered federally mandated.

Core - Family Support Division Staff Training

CORE DECISION ITEM

Department: Social Services
 Division: Family Support
 Core: Family Support Division Staff Training

Budget Unit: 90075C
 HB Section: 11.120

1. CORE FINANCIAL SUMMARY

	FY 2025 Budget Request			
	GR	Federal	Other	Total
PS	0	0	0	0
EE	104,340	129,953	0	234,293
PSD	0	0	0	0
TRF	0	0	0	0
Total	104,340	129,953	0	234,293
FTE	0.00	0.00	0.00	0.00

	FY 2025 Governor's Recommendation			
	GR	Federal	Other	Total
PS	0	0	0	0
EE	0	0	0	0
PSD	0	0	0	0
TRF	0	0	0	0
Total	0	0	0	0
FTE	0.00	0.00	0.00	0.00

Est. Fringe	0	0	0	0
--------------------	---	---	---	---

Note: Fringes budgeted in House Bill 5 except for certain fringes budgeted directly to MoDOT, Highway Patrol, and Conservation.

Est. Fringe	0	0	0	0
--------------------	---	---	---	---

Note: Fringes budgeted in House Bill 5 except for certain fringes budgeted directly to MoDOT, Highway Patrol, and Conservation.

Other Funds: N/A

Other Funds: N/A

2. CORE DESCRIPTION

This appropriation provides staff training for all levels of Family Support Division (FSD) staff and provides some training for community stakeholders and partners.

3. PROGRAM LISTING (list programs included in this core funding)

Family Support Staff Training

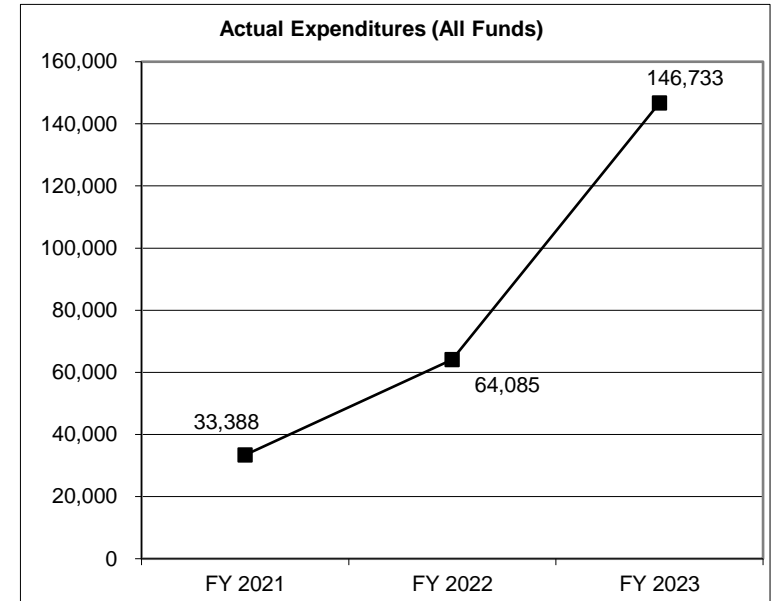
CORE DECISION ITEM

Department: Social Services
Division: Family Support
Core: Family Support Division Staff Training

Budget Unit: 90075C
HB Section: 11.120

4. FINANCIAL HISTORY

	FY 2021 Actual	FY 2022 Actual	FY 2023 Actual	FY 2024 Current Yr.
Appropriation (All Funds)	248,887	229,598	232,826	234,293
Less Reverted (All Funds)	(3,440)	(3,096)	(3,096)	(3,130)
Less Restricted (All Funds)*	0	0	0	0
Budget Authority (All Funds)	245,447	226,502	229,730	231,163
Actual Expenditures (All Funds)	33,388	64,085	146,733	N/A
Unexpended (All Funds)	212,059	162,417	82,997	N/A
Unexpended, by Fund:				
General Revenue	86,137	40,884	0	N/A
Federal	125,922	121,533	82,995	N/A
Other	0	0	0	N/A
	(1)	(2)	(3)	(4)



*Current Year restricted amount is as of September 1, 2023.

Reverted includes the statutory three-percent reserve (when applicable).

Restricted includes any Governor's Expenditure Restriction (when applicable).

NOTES:

(1) FY 2021 - There was a core reallocation increase of \$6,220 (\$3,280 GR; \$2,940 FF) for mileage reimbursement. Expenditures were reduced due to COVID-19 pandemic.

(2) FY 2022 - There was a core increase of \$3,228 FF for mileage reimbursement. There was a core reduction of \$22,517 (\$11,468 GR; \$11,049 FF) for a decrease of in-state travel due to more virtual trainings.

(3) FY 2023 - There was a core increase of \$3,228 FF for mileage reimbursement.

(4) FY 2024 - There was a core increase of \$1,467 (\$1,131 GR; \$336 FF) for mileage reimbursement.

CORE RECONCILIATION DETAIL

**DEPARTMENT OF SOCIAL SERVICES
FAMILY SUPPORT STAFF TRAINING**

5. CORE RECONCILIATION DETAIL

	Budget Class	FTE	GR	Federal	Other	Total	Explanation
TAFP AFTER VETOES							
	EE	0.00	104,340	129,953	0	234,293	
	Total	0.00	104,340	129,953	0	234,293	
DEPARTMENT CORE REQUEST							
	EE	0.00	104,340	129,953	0	234,293	
	Total	0.00	104,340	129,953	0	234,293	
GOVERNOR'S RECOMMENDED CORE							
	EE	0.00	104,340	129,953	0	234,293	
	Total	0.00	104,340	129,953	0	234,293	

DECISION ITEM SUMMARY

Budget Unit								
Decision Item	FY 2023	FY 2023	FY 2024	FY 2024	FY 2025	FY 2025	*****	*****
Budget Object Summary	ACTUAL	ACTUAL	BUDGET	BUDGET	DEPT REQ	DEPT REQ	SECURED	SECURED
Fund	DOLLAR	FTE	DOLLAR	FTE	DOLLAR	FTE	COLUMN	COLUMN
FAMILY SUPPORT STAFF TRAINING								
CORE								
EXPENSE & EQUIPMENT								
GENERAL REVENUE	100,111	0.00	104,340	0.00	104,340	0.00	0	0.00
CHILD CARE AND DEVELOPMENT FED	0	0.00	20,000	0.00	20,000	0.00	0	0.00
DEPT OF SOC SERV FEDERAL & OTH	46,622	0.00	109,953	0.00	109,953	0.00	0	0.00
TOTAL - EE	146,733	0.00	234,293	0.00	234,293	0.00	0	0.00
TOTAL	146,733	0.00	234,293	0.00	234,293	0.00	0	0.00
GRAND TOTAL	\$146,733	0.00	\$234,293	0.00	\$234,293	0.00	\$0	0.00

DECISION ITEM DETAIL

Budget Unit	FY 2023	FY 2023	FY 2024	FY 2024	FY 2025	FY 2025	*****	*****
Decision Item	ACTUAL	ACTUAL	BUDGET	BUDGET	DEPT REQ	DEPT REQ	SECURED	SECURED
Budget Object Class	DOLLAR	FTE	DOLLAR	FTE	DOLLAR	FTE	COLUMN	COLUMN
FAMILY SUPPORT STAFF TRAINING								
CORE								
TRAVEL, IN-STATE	64,514	0.00	148,839	0.00	148,839	0.00	0	0.00
SUPPLIES	6,434	0.00	15,000	0.00	15,000	0.00	0	0.00
PROFESSIONAL DEVELOPMENT	28,669	0.00	20,000	0.00	20,000	0.00	0	0.00
COMMUNICATION SERV & SUPP	4,731	0.00	8,000	0.00	8,000	0.00	0	0.00
PROFESSIONAL SERVICES	9,048	0.00	10,136	0.00	10,136	0.00	0	0.00
M&R SERVICES	7,589	0.00	15,000	0.00	15,000	0.00	0	0.00
OFFICE EQUIPMENT	0	0.00	3,560	0.00	3,560	0.00	0	0.00
OTHER EQUIPMENT	392	0.00	10,000	0.00	10,000	0.00	0	0.00
BUILDING LEASE PAYMENTS	2,336	0.00	3,000	0.00	3,000	0.00	0	0.00
EQUIPMENT RENTALS & LEASES	3,959	0.00	110	0.00	110	0.00	0	0.00
MISCELLANEOUS EXPENSES	19,061	0.00	648	0.00	648	0.00	0	0.00
TOTAL - EE	146,733	0.00	234,293	0.00	234,293	0.00	0	0.00
GRAND TOTAL	\$146,733	0.00	\$234,293	0.00	\$234,293	0.00	\$0	0.00
GENERAL REVENUE	\$100,111	0.00	\$104,340	0.00	\$104,340	0.00		0.00
FEDERAL FUNDS	\$46,622	0.00	\$129,953	0.00	\$129,953	0.00		0.00
OTHER FUNDS	\$0	0.00	\$0	0.00	\$0	0.00		0.00

PROGRAM DESCRIPTION

Department: Social Services

HB Section(s): 11.120

Program Name: Family Support Division Staff Training

Program is found in the following core budget(s): Family Support Division Staff Training

1a. What strategic priority does this program address?

Develop High Performing Teams

1b. What does this program do?

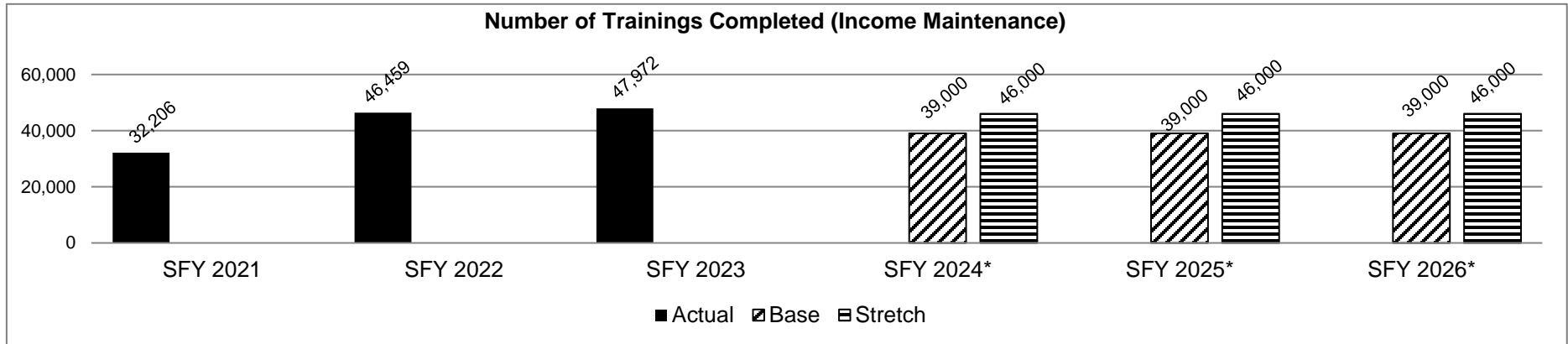
The Department of Social Services (DSS), Family Support Division (FSD) Training and Development Unit is responsible for creating and implementing basic orientation and program training for Child Support (CS) and Income Maintenance (IM) Staff, including the in-house IM and CS call centers.

The Training Unit:

- Teaches basic remote classroom training curriculum to new team members
- Provides ongoing training on various system, law, and policy changes that occur throughout the year
- Manages the online Employee Learning Center (the learning management systems for DSS)
- Conducts and tracks several training modules required by state and federal law

Beginning in November 2021, the training unit implemented the new FSD Show Me Training Portal, which makes online training available to community stakeholders and partners who assist individuals seeking services from FSD. This training allows staff to better serve Missouri citizens.

2a. Provide an activity measure(s) for the program.



*Projections are based on a training rehaul which greatly streamlined online training into a live, virtual platform using industry standards. This resulted in a reduced number of trainings an individual is required to complete and therefore, is anticipated to reduce the total number of trainings completed.

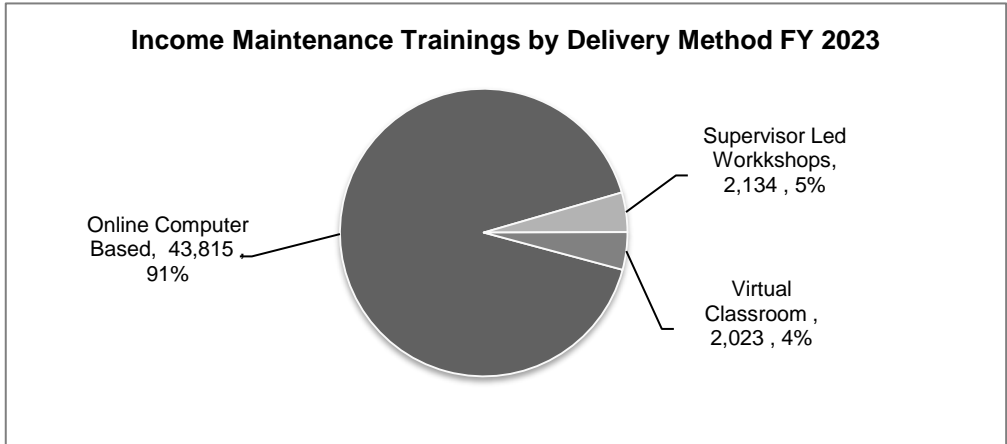
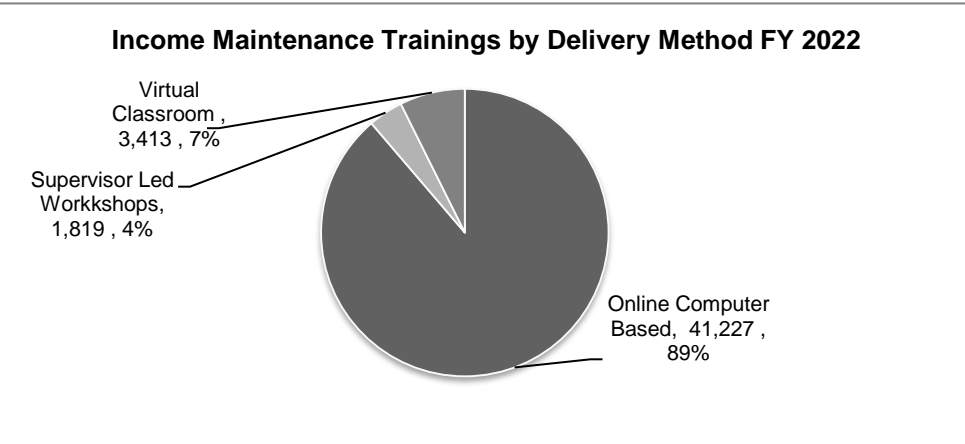
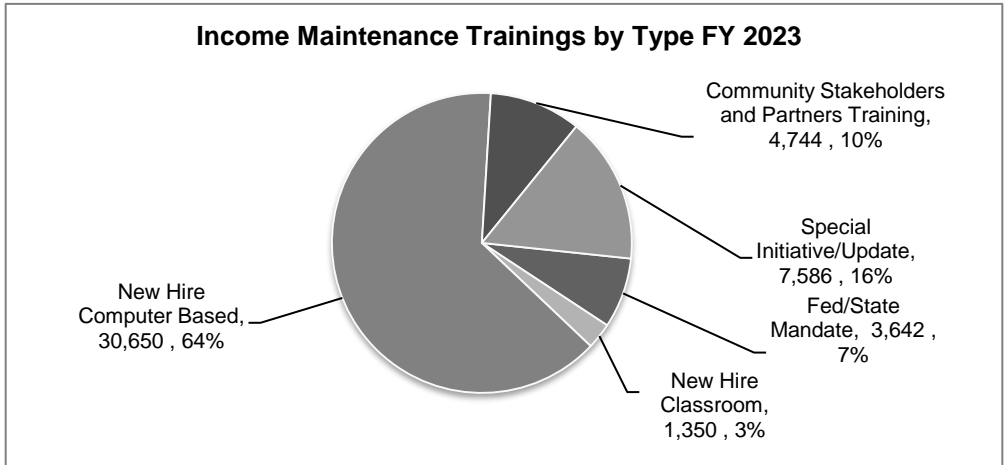
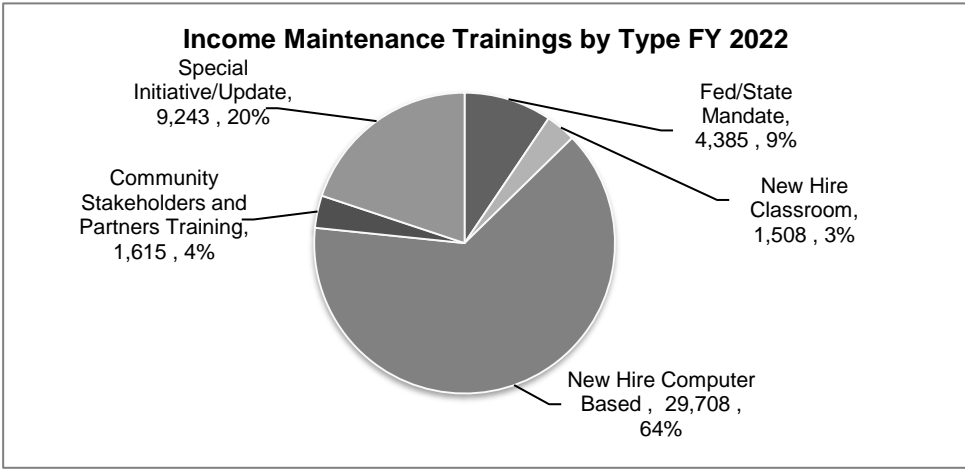
PROGRAM DESCRIPTION

Department: Social Services

HB Section(s): 11.120

Program Name: Family Support Division Staff Training

Program is found in the following core budget(s): Family Support Division Staff Training



Special initiatives include any training that is outside of new hire training, such as IM cross training efforts, statewide training for policy updates, coaching conferences and child care challenges.


PROGRAM DESCRIPTION

Department: Social Services

HB Section(s): 11.120

Program Name: Family Support Division Staff Training

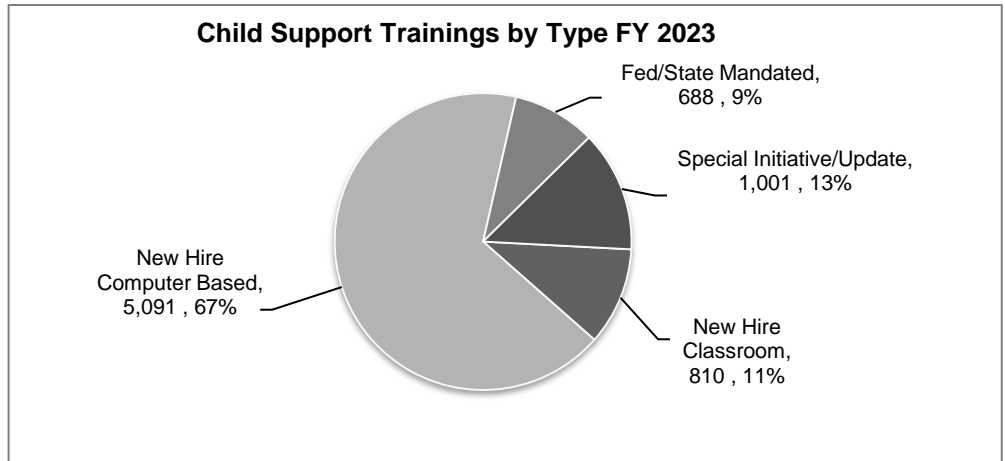
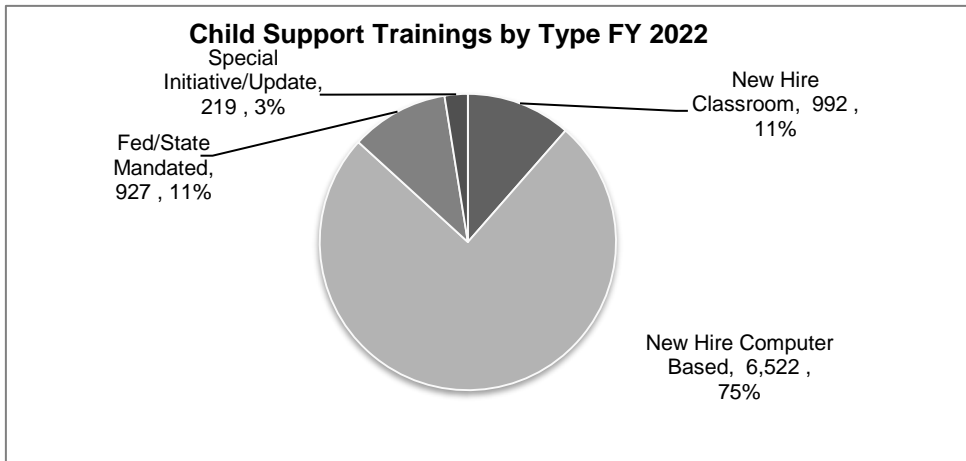
Program is found in the following core budget(s): Family Support Division Staff Training



*In SFY 2022, CS trainings increased due to staff hired for the in-house merit call center and special initiatives.

**SFY 2023 Actual data and SFY 2024 - SFY 2026 projections decreased due to five online lessons being removed and archived.

Number of trainings are the total number of completed training registrations and does not equal total individuals trained, since an individual can complete more than one training.



Special Initiatives include any training outside of new hire training including Change and Innovation Re-Design Team Training and Current Implementation Training.

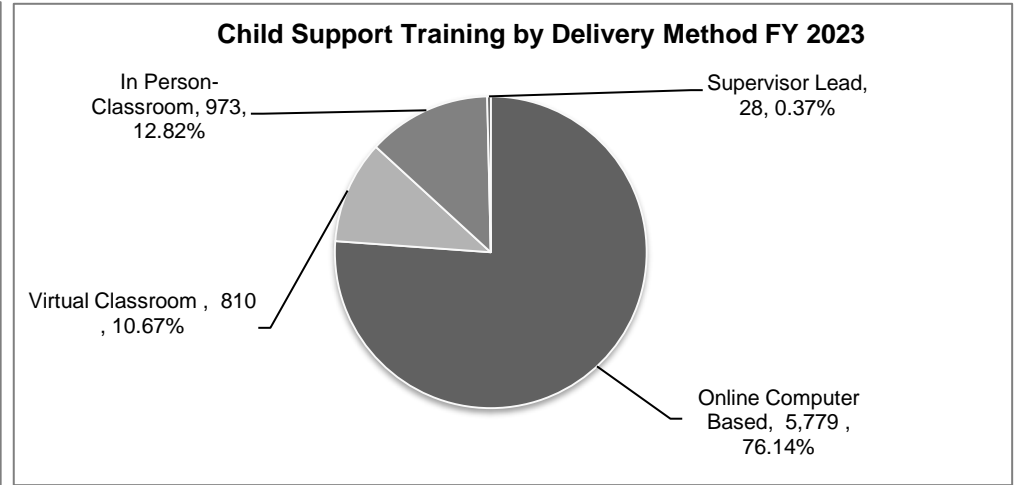
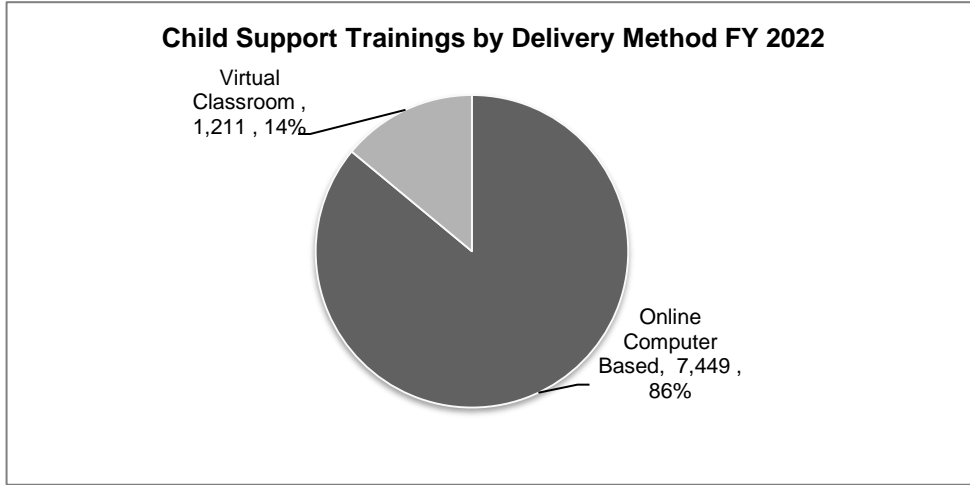
PROGRAM DESCRIPTION

Department: Social Services

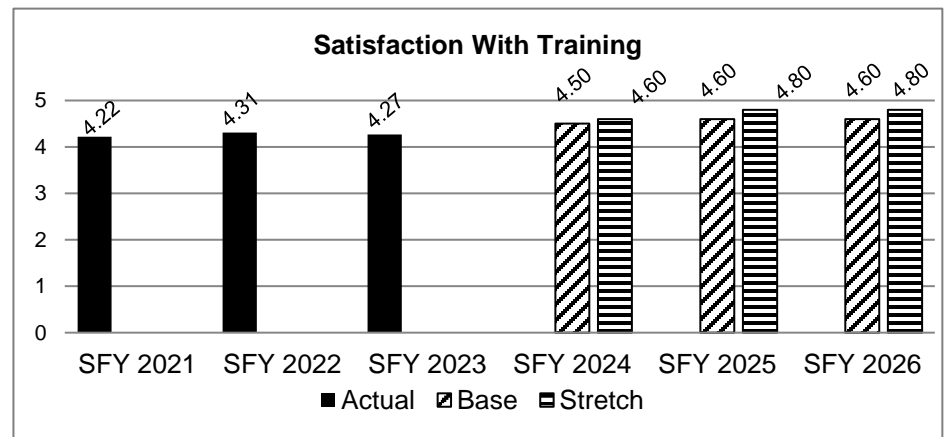
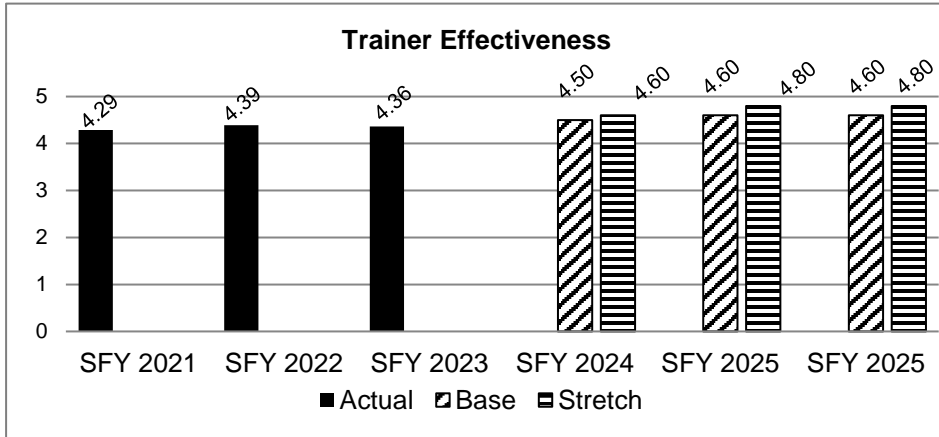
HB Section(s): 11.120

Program Name: Family Support Division Staff Training

Program is found in the following core budget(s): Family Support Division Staff Training



2b. Provide a measure(s) of the program's quality.



FSD's evaluation rates with a scale of 1-5, with 5 being the most effective or most satisfied. This is completed by participants at the end of each training session.

PROGRAM DESCRIPTION

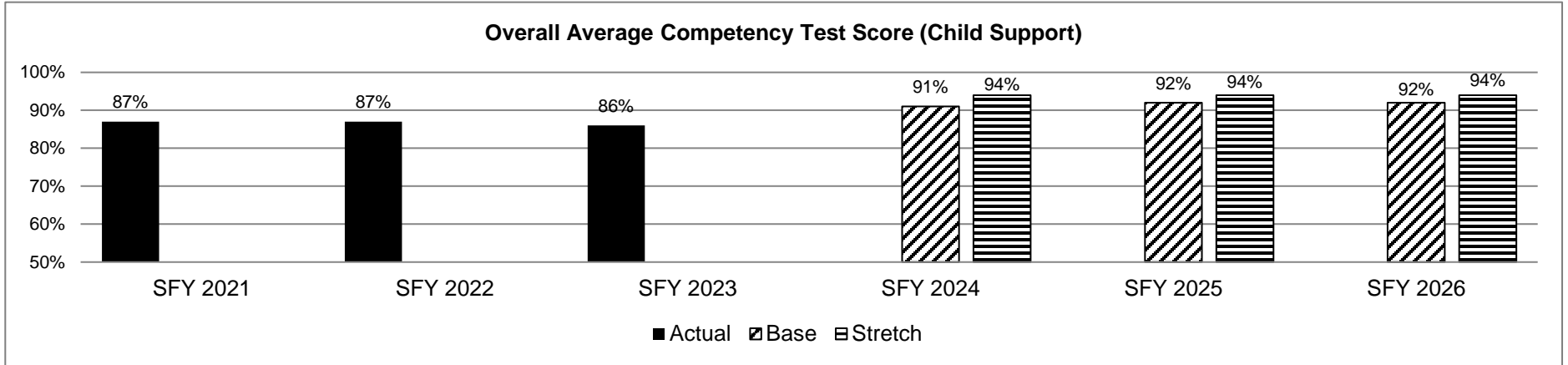
Department: Social Services

HB Section(s): 11.120

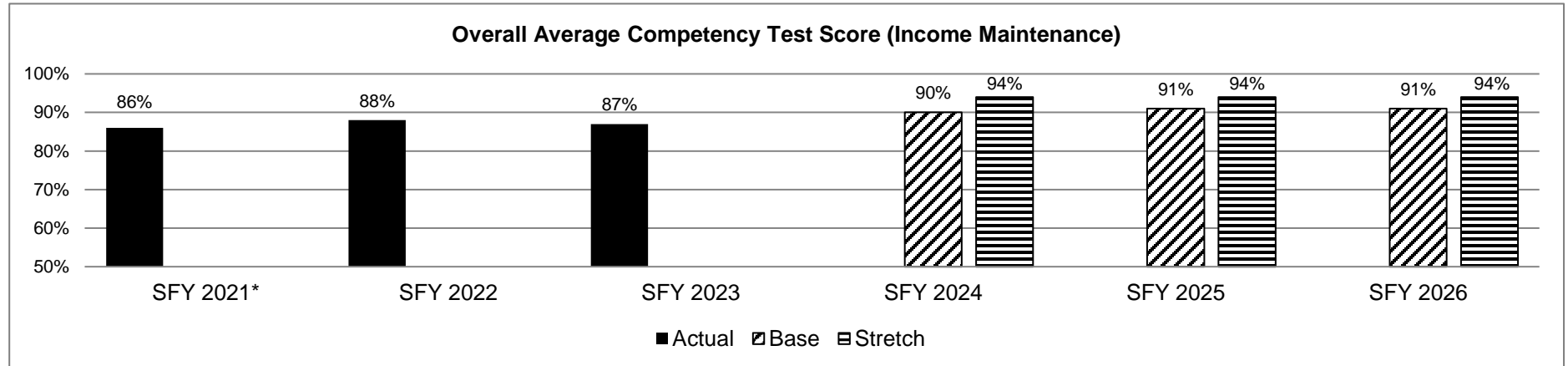
Program Name: Family Support Division Staff Training

Program is found in the following core budget(s): Family Support Division Staff Training

2c. Provide a measure(s) of the program's impact.



Note: Training participants complete a final assessment at the end of each classroom training to measure competency.



*SFY 2021 data was updated to reflect accurate information.

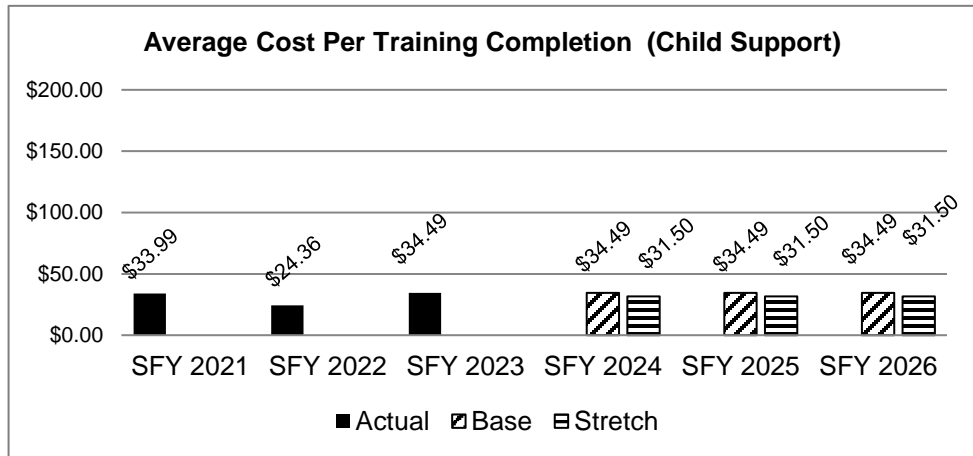
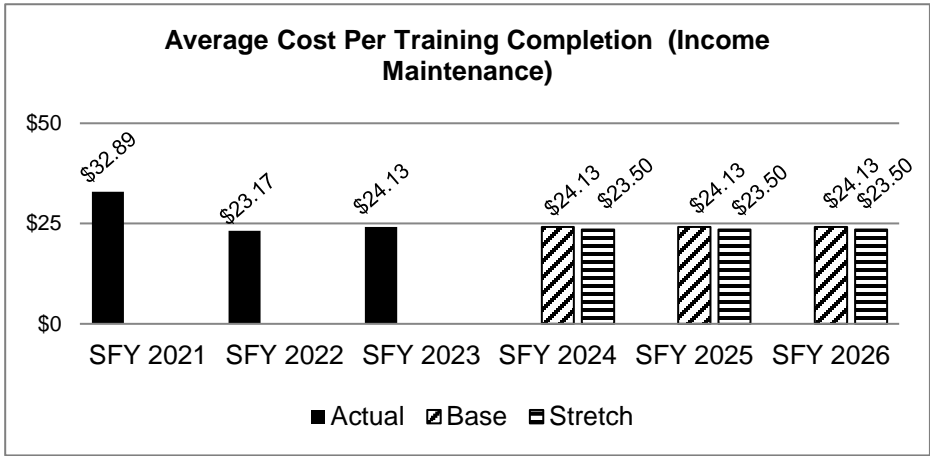
Note: Training participants complete a final assessment at the end of each classroom training to measure competency.

PROGRAM DESCRIPTION

Department: Social Services
 Program Name: Family Support Division Staff Training
 Program is found in the following core budget(s): Family Support Division Staff Training

HB Section(s): 11.120

2d. Provide a measure(s) of the program's efficiency.



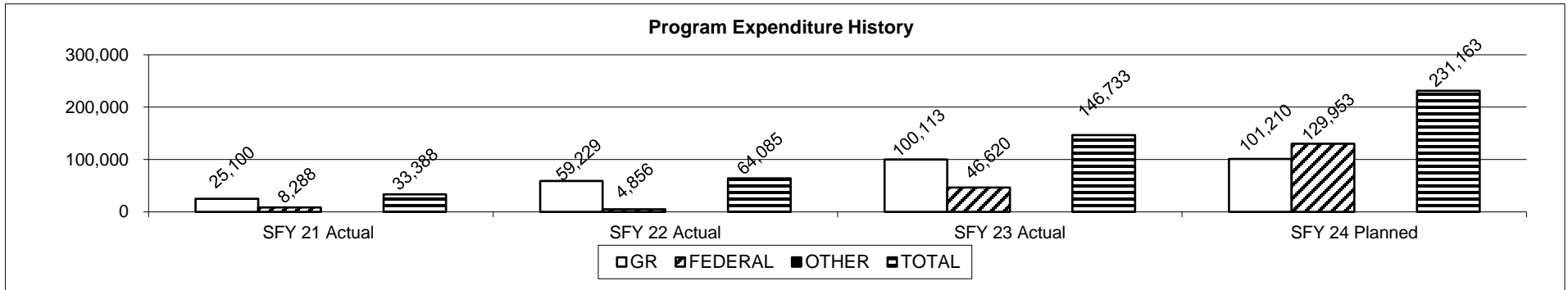
This figure shows the average cost per completed training registration by averaging the cost of the training program by number of completed training registrations. The largest component of training cost is the salary of the trainers.

PROGRAM DESCRIPTION

Department: Social Services
 Program Name: Family Support Division Staff Training
 Program is found in the following core budget(s): Family Support Division Staff Training

HB Section(s): 11.120

3. Provide actual expenditures for the prior three fiscal years and planned expenditures for the current fiscal year. (Note: Amounts do not include fringe benefit costs.)



SFY 2024 Planned expenditures are net of reverted.

4. What are the sources of the "Other " funds?

N/A

5. What is the authorization for this program, i.e., federal or state statute, etc.? (Include the federal program number, if applicable.)

N/A

6. Are there federal matching requirements? If yes, please explain.

Family Support Staff Training federal reimbursement is based on the type of expenditure. Some expenditures are reimbursable at the IM time study rate of around (59% FF and 41% State Match) or at the level as specified under a specific grant such as CS (66% FF and 34% State) or Supplemental Nutrition Assistance Program (SNAP) Administration (50% FF and 50% State) for expenditures allowable under the grant. The time study rate is determined by polling a select number of IM staff to determine the amount of time spent on particular programs. The time spent on each program and the earnings for these programs are used to determine a federal reimbursement rate. In addition, some expenditures may be used as Maintenance of Effort (MOE) to earn other federal grants.

7. Is this a federally mandated program? If yes, please explain.

Training initiatives to support federally mandated programs such as Food Stamps, Temporary Assistance for Needy Families (TANF), Child Support (CS), and MO HealthNet are considered federally mandated.

**Core - Electronic Benefits
Transfer
(EBT)**

CORE DECISION ITEM

Department: Social Services
 Division: Family Support
 Core: Electronic Benefits Transfer (EBT)

Budget Unit: 90015C
 HB Section: 11.125

1. CORE FINANCIAL SUMMARY

	FY 2025 Budget Request			
	GR	Federal	Other	Total
PS	0	0	0	0
EE	1,696,622	1,499,859	0	3,196,481
PSD	0		0	0
TRF	0	0	0	0
Total	1,696,622	1,499,859	0	3,196,481
FTE	0.00	0.00	0.00	0.00

	FY 2025 Governor's Recommendation			
	GR	Federal	Other	Total
PS	0	0	0	0
EE	0	0	0	0
PSD	0	0	0	0
TRF	0	0	0	0
Total	0	0	0	0
FTE	0.00	0.00	0.00	0.00

Est. Fringe	0	0	0	0
--------------------	---	---	---	---

Note: Fringes budgeted in House Bill 5 except for certain fringes budgeted directly to MoDOT, Highway Patrol, and Conservation.

Est. Fringe	0	0	0	0
--------------------	---	---	---	---

Note: Fringes budgeted in House Bill 5 except for certain fringes budgeted directly to MoDOT, Highway Patrol, and Conservation.

Other Funds: N/A

Other Funds: N/A

2. CORE DESCRIPTION

The Family Support Division (FSD) administers the Electronic Benefits Transfer (EBT) program to help low income Missourians by providing for the delivery of Supplemental Nutrition Assistance Program (SNAP) and Temporary Assistance for Needy Families (TANF) cash benefits through the same type of financial systems used by credit or debit cards. This decision item supports the EBT system contracted through FIS/eFunds Corporation.

3. PROGRAM LISTING (list programs included in this core funding)

Electronic Benefits Transfer (EBT)

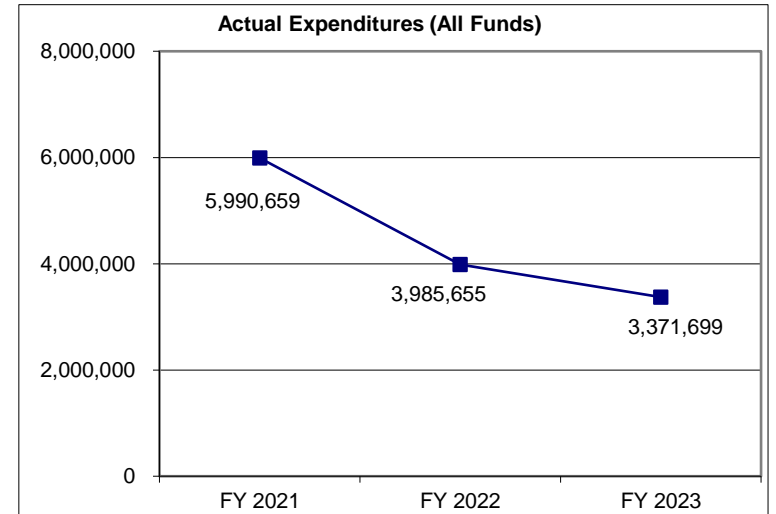
CORE DECISION ITEM

Department: Social Services
Division: Family Support
Core: Electronic Benefits Transfer (EBT)

Budget Unit: 90015C
HB Section: 11.125

4. FINANCIAL HISTORY

	FY 2021 Actual	FY 2022 Actual	FY 2023 Actual	FY 2024 Current Yr.
Appropriation (All Funds)	7,478,560	9,728,993	6,709,617	6,709,617
Less Reverted (All Funds)	0	0	0	0
Less Restricted (All Funds)*	0	0	0	0
Budget Authority (All Funds)	7,478,560	9,728,993	6,709,617	6,709,617
Actual Expenditures (All Funds)	5,990,659	3,985,655	3,371,699	N/A
Unexpended (All Funds)	1,487,901	5,743,338	3,337,918	N/A
Unexpended, by Fund:				
General Revenue	50,633	0	0	N/A
Federal	1,437,268	5,743,338	3,337,918	N/A
Other	0	0	0	N/A
	(1)	(2)	(3)	



*Current Year restricted amount is as of September 1, 2023.
 Reverted includes the statutory three-percent reserve (when applicable).
 Restricted includes any Governor's Expenditure Restriction (when applicable).

NOTES:

- (1)** FY 2021 - There was a NDI for SNAP EBT Stimulus funding of \$901,788. In addition, there was a supplemental of \$3,333,403 for CRSSA funding.
- (2)** FY 2022 - There was a NDI reduction of \$901,788 FF for contract costs associated with pandemic EBT benefits. There was also a supplemental reduction of \$3,333,403 of CRSSA funding. There was an increase of \$3,019,376 FF and \$3,513,136 for Pandemic EBT. There was also a core reduction of \$46,888 FF. In FY 2022 EBT had excess federal authority due to one-time stimulus grant award that had expenditures in the previous fiscal year.
- (3)** FY 2023 - There was a core reduction of \$3,019,376 stimulus funds for Pandemic EBT .

CORE RECONCILIATION DETAIL

**DEPARTMENT OF SOCIAL SERVICES
ELECTRONIC BENEFIT TRANSFER**

5. CORE RECONCILIATION DETAIL

	Budget Class	FTE	GR	Federal	Other	Total	Explanation
TAFP AFTER VETOES							
	EE	0.00	1,696,622	1,499,859	0	3,196,481	
	PD	0.00	0	3,513,136	0	3,513,136	
	Total	0.00	1,696,622	5,012,995	0	6,709,617	
DEPARTMENT CORE ADJUSTMENTS							
Core Reduction	755 6857 PD	0.00	0	(3,513,136)	0	(3,513,136)	Core reduction of stimulus appropriation, award ended this fiscal year.
NET DEPARTMENT CHANGES		0.00	0	(3,513,136)	0	(3,513,136)	
DEPARTMENT CORE REQUEST							
	EE	0.00	1,696,622	1,499,859	0	3,196,481	
	PD	0.00	0	0	0	0	
	Total	0.00	1,696,622	1,499,859	0	3,196,481	
GOVERNOR'S RECOMMENDED CORE							
	EE	0.00	1,696,622	1,499,859	0	3,196,481	
	PD	0.00	0	0	0	0	
	Total	0.00	1,696,622	1,499,859	0	3,196,481	

DECISION ITEM SUMMARY

Budget Unit									
Decision Item	FY 2023	FY 2023	FY 2024	FY 2024	FY 2025	FY 2025	*****	*****	
Budget Object Summary	ACTUAL	ACTUAL	BUDGET	BUDGET	DEPT REQ	DEPT REQ	SECURED	SECURED	
Fund	DOLLAR	FTE	DOLLAR	FTE	DOLLAR	FTE	COLUMN	COLUMN	
ELECTRONIC BENEFIT TRANSFER									
CORE									
EXPENSE & EQUIPMENT									
GENERAL REVENUE	1,696,622	0.00	1,696,622	0.00	1,696,622	0.00	0	0.00	
TEMP ASSIST NEEDY FAM FEDERAL	100,000	0.00	100,000	0.00	100,000	0.00	0	0.00	
DEPT OF SOC SERV FEDERAL & OTH	421,633	0.00	1,399,859	0.00	1,399,859	0.00	0	0.00	
DSS FEDERAL STIMULUS	1,153,444	0.00	0	0.00	0	0.00	0	0.00	
TOTAL - EE	3,371,699	0.00	3,196,481	0.00	3,196,481	0.00	0	0.00	
PROGRAM-SPECIFIC									
DSS FEDERAL STIMULUS	0	0.00	3,513,136	0.00	0	0.00	0	0.00	
TOTAL - PD	0	0.00	3,513,136	0.00	0	0.00	0	0.00	
TOTAL	3,371,699	0.00	6,709,617	0.00	3,196,481	0.00	0	0.00	
SB 45/90/106 Imp Transtl Benef - 1886004									
EXPENSE & EQUIPMENT									
GENERAL REVENUE	0	0.00	0	0.00	2,827,170	0.00	0	0.00	
TOTAL - EE	0	0.00	0	0.00	2,827,170	0.00	0	0.00	
TOTAL	0	0.00	0	0.00	2,827,170	0.00	0	0.00	
GRAND TOTAL	\$3,371,699	0.00	\$6,709,617	0.00	\$6,023,651	0.00	\$0	0.00	

DECISION ITEM DETAIL

Budget Unit	FY 2023	FY 2023	FY 2024	FY 2024	FY 2025	FY 2025	*****	*****
Decision Item	ACTUAL	ACTUAL	BUDGET	BUDGET	DEPT REQ	DEPT REQ	SECURED	SECURED
Budget Object Class	DOLLAR	FTE	DOLLAR	FTE	DOLLAR	FTE	COLUMN	COLUMN
ELECTRONIC BENEFIT TRANSFER								
CORE								
TRAVEL, IN-STATE	388	0.00	0	0.00	0	0.00	0	0.00
PROFESSIONAL SERVICES	3,371,311	0.00	3,196,481	0.00	3,196,481	0.00	0	0.00
TOTAL - EE	3,371,699	0.00	3,196,481	0.00	3,196,481	0.00	0	0.00
PROGRAM DISTRIBUTIONS	0	0.00	3,513,136	0.00	0	0.00	0	0.00
TOTAL - PD	0	0.00	3,513,136	0.00	0	0.00	0	0.00
GRAND TOTAL	\$3,371,699	0.00	\$6,709,617	0.00	\$3,196,481	0.00	\$0	0.00
GENERAL REVENUE	\$1,696,622	0.00	\$1,696,622	0.00	\$1,696,622	0.00		0.00
FEDERAL FUNDS	\$1,675,077	0.00	\$5,012,995	0.00	\$1,499,859	0.00		0.00
OTHER FUNDS	\$0	0.00	\$0	0.00	\$0	0.00		0.00

PROGRAM DESCRIPTION

Department: Social Services

HB Section(s): 11.125

Program Name: Electronic Benefits Transfer (EBT)

Program is found in the following core budget(s): Electronic Benefits Transfer (EBT)

1a. What strategic priority does this program address?

Move individuals to economic independence

1b. What does this program do?

The Department of Social Services, Family Support Division is administering the Electronic Benefits Transfer (EBT) program to help low income Missourians by providing for the delivery of cash assistance and SNAP benefits through an EBT card.

The FSD currently contracts with FIS/eFunds Corporation to provide a statewide delivery system for SNAP and Temporary Assistance for Needy Families (TANF) cash benefits. The EBT system allows recipients to use the same type of system used by other consumers completing transactions with debit and credit cards. This is a federal requirement for SNAP recipients. A new contract was awarded to FIS/eFunds in June 2022 and was implemented January 2023. This contract is for five years with an option for five additional one-year renewals. This system also provides reports that are used to identify potential retailer and recipient fraud.

<u>Monthly cost per case</u>	<u>New Contract Rates</u>
SNAP only cases	\$0.43
TANF only cases	\$0.20
Cases receiving both SNAP and TANF	\$0.59

As required by SB 251 (2013), the DSS, FSD blocks TANF transactions at inappropriate locations, such as liquor stores, casinos, gambling/gaming establishments, and establishments that provide adult-oriented entertainment, using FIS/eFunds Corporations' Fraud Navigator. Fraud Navigator also analyzes SNAP and TANF transactions for possible unallowable activity and provides alerts to the Division of Legal Services, Welfare Investigations Unit.

Missouri implemented additional fraud prevention methods. Missouri has added a level of security to EBT cards to protect consumers from the cloning of EBT benefit cards with the activation of Card Authentication Value (CAV). Customers are now prohibited from using common pin numbers, such as 1111, 1234, 4444 for EBT transactions. Additionally, the Agriculture Improvement Act of 2018 states that Missouri must expunge unused SNAP Benefits from EBT online accounts after 9 months or upon verification that all members of the household are deceased. The expunging of unused benefits was implemented November 14, 2021 and the implementation of expunging benefits for deceased households was implemented April 24, 2022.

As a response to the COVID-19 pandemic, Missouri received approval from FNS to allow online purchasing with EBT cards. Currently Missouri has several small retailers, such as Hays Supermarket, Bratchers Market, Schnucks and Sliced Bread Market approved to accept online EBT purchases. Other Missouri retailers can apply to become online retailers and are added upon FNS approval. Missouri participants are also able to use online purchasing at any FNS approved online retailer.

In FY 2021, FY 2022, FY 2023, and FY 2024 federal stimulus appropriation and/or authority was granted to administer Pandemic EBT (P-EBT). The grant was extended thru March 31, 2024. This appropriation authority of \$3,513,136 for P-EBT is a core reduction for FY 2025.

PROGRAM DESCRIPTION

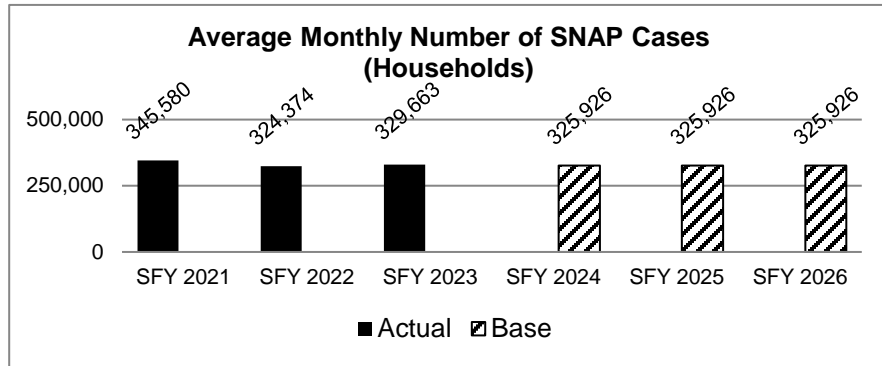
Department: Social Services

HB Section(s): 11.125

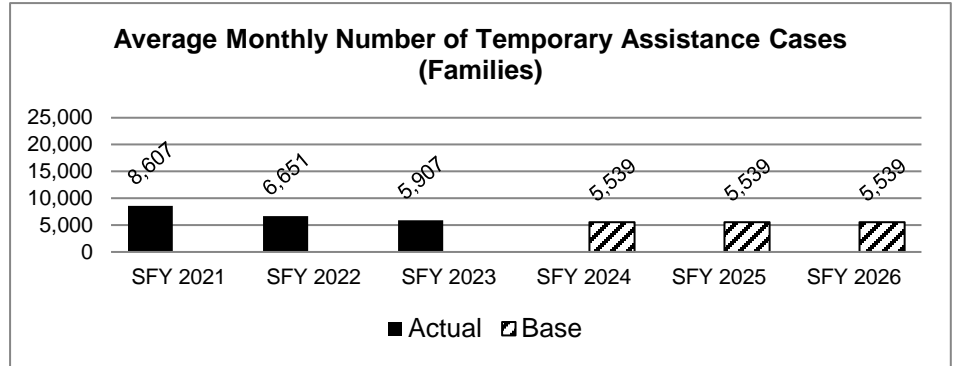
Program Name: Electronic Benefits Transfer (EBT)

Program is found in the following core budget(s): Electronic Benefits Transfer (EBT)

2a. Provide an activity measure(s) for the program.

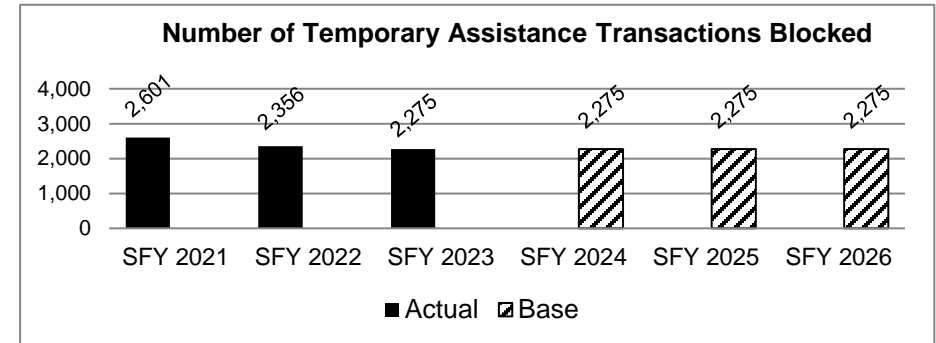
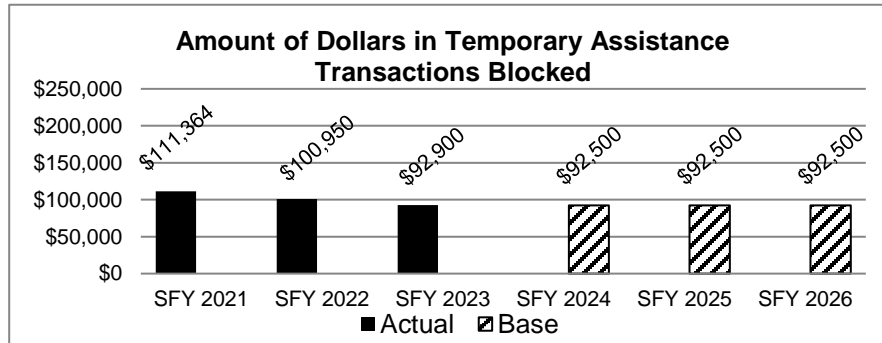


Projections are based on current caseload numbers.



Projections are based on current caseload numbers.

2b. Provide a measure(s) of the program's quality.



As required by SB 251 (2013), the DSS, FSD blocks TANF transactions at inappropriate locations, such as liquor stores, casinos, gambling/gaming establishments, and establishments that provide adult-oriented entertainment, using FIS/eFunds Corporation's Fraud Navigator. The initial push to block inappropriate locations has leveled off and projections were made based on the new transactions and dollars that are expected to be blocked over the next three years.

NOTE: The number of transactions blocked is determined by how many participants attempt to use their card at blocked locations. Participants may not be aware the location is blocked and often make multiple attempts at locations. The FSD receives additions to the list of blocked locations on a quarterly basis.

PROGRAM DESCRIPTION

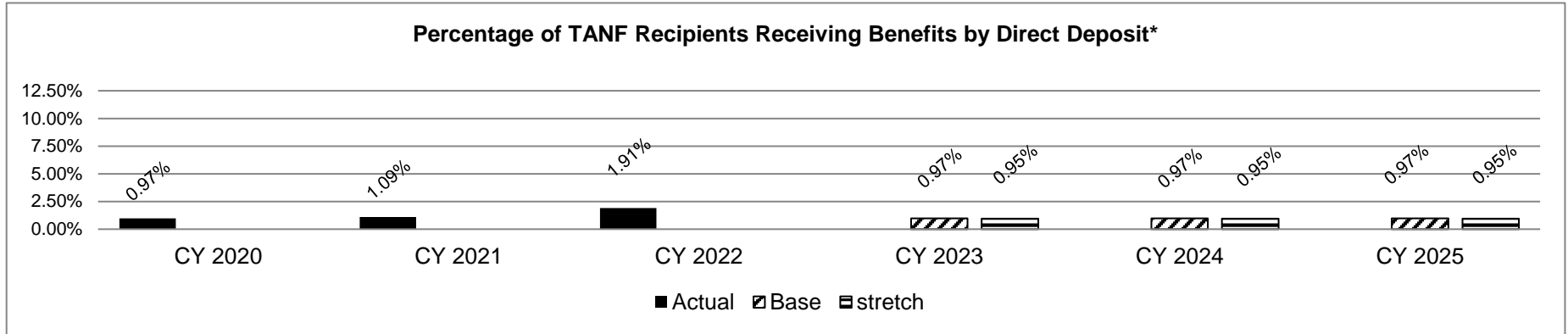
Department: Social Services

HB Section(s): 11.125

Program Name: Electronic Benefits Transfer (EBT)

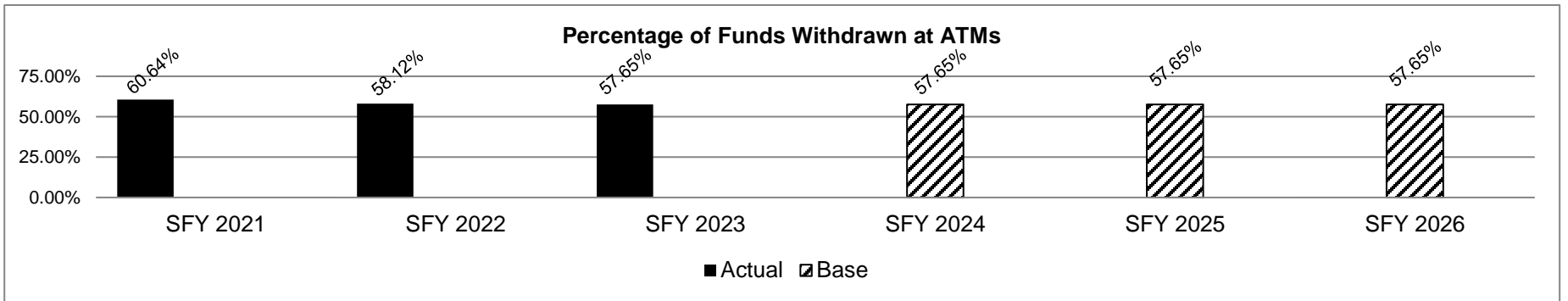
Program is found in the following core budget(s): Electronic Benefits Transfer (EBT)

2c. Provide a measure(s) of the program's impact.



*Some people elect to not use the EBT card, and have TANF benefits directly deposited. The use of the EBT card is more efficient, and allows for ATM blocking, so the Department is working to decrease the percentage of Direct Deposits. CY 2023 will be available January 2024.

2d. Provide a measure(s) of the program's efficiency.



Funds withdrawn at ATMs are an efficient source of funding for recipients, compared with other ways to access cash benefits.

PROGRAM DESCRIPTION

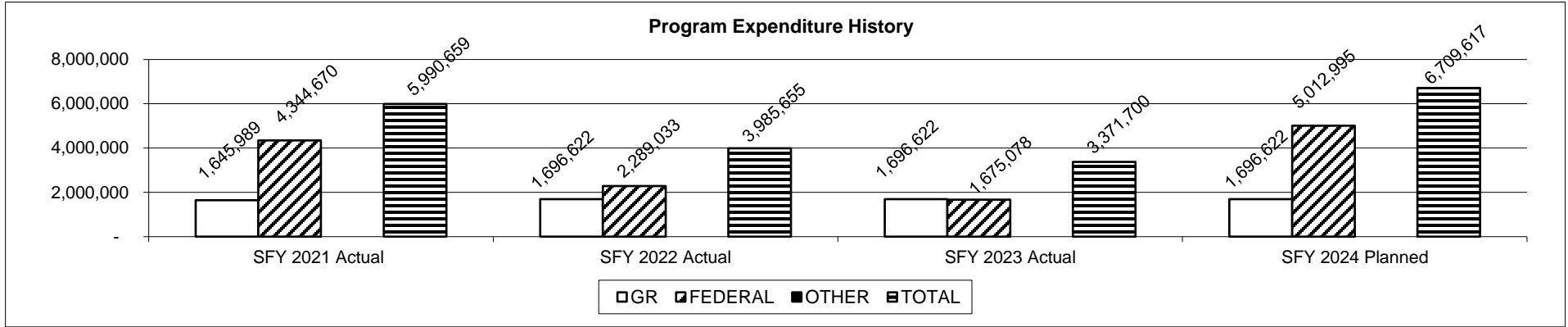
Department: Social Services

HB Section(s): 11.125

Program Name: Electronic Benefits Transfer (EBT)

Program is found in the following core budget(s): Electronic Benefits Transfer (EBT)

3. Provide actual expenditures for the prior three fiscal years and planned expenditures for the current fiscal year. (Note: Amounts do not include fringe benefit costs.)



4. What are the sources of the "Other" funds?

N/A

5. What is the authorization for this program, i.e., federal or state statute, etc.? (Include the federal program number, if applicable.)

State Statute: Section 208.182, RSMo. Federal law: Personal Responsibility and Work Opportunity Reconciliation Act (PRWORA) of 1996; PL 104-193; Code of Federal Regulations (CFR) Title 7, Subtitle B, Chapter II, Subchapter C, Part 274 Issuance and Use of Program Benefits.

6. Are there federal matching requirements? If yes, please explain.

EBT federal fund (FF) reimbursement is based on the type of expenditure. A portion of the EBT contract is claimed to SNAP Admin (50% FF and 50% State Match) and a portion of the EBT contract is claimed to TANF (100% FF).

7. Is this a federally mandated program? If yes, please explain.

Yes. PL 104-193, PRWORA of 1996. Distributing SNAP benefits through this method is a federal requirement.

Core- Polk County Trust

CORE DECISION ITEM

Department: Social Services
 Division: Family Support
 Core: Polk County Trust

Budget Unit: 90026C
 HB Section: 11.130

1. CORE FINANCIAL SUMMARY

	FY 2025 Budget Request			
	GR	Federal	Other	Total
PS	0	0	0	0
EE	0	0	0	0
PSD	0	0	10,000	10,000
TRF	0	0	0	0
Total	0	0	10,000	10,000
FTE	0.00	0.00	0.00	0.00

	FY 2025 Governor's Recommendation			
	GR	Federal	Other	Total
PS	0	0	0	0
EE	0	0	0	0
PSD	0	0	0	0
TRF	0	0	0	0
Total	0	0	0	0
FTE	0.00	0.00	0.00	0.00

Est. Fringe	0	0	0	0
--------------------	---	---	---	---

Note: Fringes budgeted in House Bill 5 except for certain fringes budgeted directly to MoDOT, Highway Patrol, and Conservation.

Est. Fringe	0	0	0	0
--------------------	---	---	---	---

Note: Fringes budgeted in House Bill 5 except for certain fringes budgeted directly to MoDOT, Highway Patrol, and Conservation.

Other Funds: Family Services Donations Fund (0167) - \$10,000

Other Funds: N/A

2. CORE DESCRIPTION

The Polk County and Bolivar Charitable Trust was established by David Delarue on September 2, 1986. The programs and eligibility are determined by a local board of community individuals. The Trust is utilized for the benefit of the people of Polk County as determined by the donor of the Trust, David Delarue.

3. PROGRAM LISTING (list programs included in this core funding)

Polk County Trust

CORE DECISION ITEM

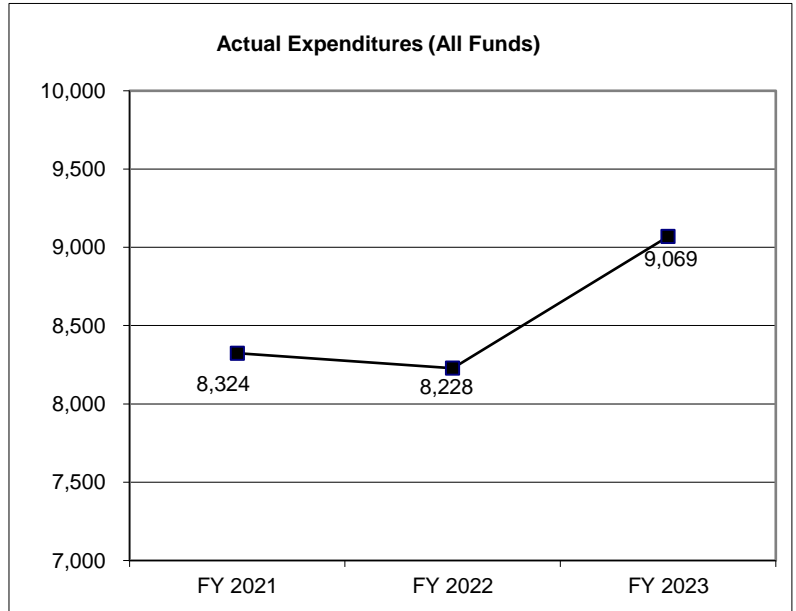
Department: Social Services
Division: Family Support
Core: Polk County Trust

Budget Unit: 90026C

HB Section: 11.130

4. FINANCIAL HISTORY

	FY 2021 Actual	FY 2022 Actual	FY 2023 Actual	FY 2024 Current Year
Appropriation (All Funds)	10,000	10,000	10,000	10,000
Less Reverted (All Funds)	0	0	0	0
Less Restricted (All Funds)*	0	0	0	0
Budget Authority (All Funds)	<u>10,000</u>	<u>10,000</u>	<u>10,000</u>	<u>10,000</u>
Actual Expenditures (All Funds)	8,324	8,228	9,069	N/A
Unexpended (All Funds)	<u>1,676</u>	<u>1,772</u>	<u>931</u>	<u>N/A</u>
Unexpended, by Fund:				
General Revenue	0	0	0	N/A
Federal	0	0	0	N/A
Other	1,676	1,772	931	N/A



*Current Year restricted amount is as of September 1, 2023.
 Reverted includes the statutory three-percent reserve (when applicable).
 Restricted includes any Governor's Expenditure Restriction (when applicable).

NOTES:

CORE RECONCILIATION DETAIL

**DEPARTMENT OF SOCIAL SERVICES
POLK COUNTY TRUST**

5. CORE RECONCILIATION DETAIL

	Budget Class	FTE	GR	Federal	Other	Total	Explanation
TAFP AFTER VETOES							
	PD	0.00	0	0	10,000	10,000	
	Total	0.00	0	0	10,000	10,000	
DEPARTMENT CORE REQUEST							
	PD	0.00	0	0	10,000	10,000	
	Total	0.00	0	0	10,000	10,000	
GOVERNOR'S RECOMMENDED CORE							
	PD	0.00	0	0	10,000	10,000	
	Total	0.00	0	0	10,000	10,000	

DECISION ITEM SUMMARY

Budget Unit								
Decision Item	FY 2023	FY 2023	FY 2024	FY 2024	FY 2025	FY 2025	*****	*****
Budget Object Summary	ACTUAL	ACTUAL	BUDGET	BUDGET	DEPT REQ	DEPT REQ	SECURED	SECURED
Fund	DOLLAR	FTE	DOLLAR	FTE	DOLLAR	FTE	COLUMN	COLUMN
POLK COUNTY TRUST								
CORE								
PROGRAM-SPECIFIC								
FAMILY SERVICES DONATIONS	9,069	0.00	10,000	0.00	10,000	0.00	0	0.00
TOTAL - PD	9,069	0.00	10,000	0.00	10,000	0.00	0	0.00
TOTAL	9,069	0.00	10,000	0.00	10,000	0.00	0	0.00
GRAND TOTAL	\$9,069	0.00	\$10,000	0.00	\$10,000	0.00	\$0	0.00

DECISION ITEM DETAIL

Budget Unit	FY 2023	FY 2023	FY 2024	FY 2024	FY 2025	FY 2025	*****	*****
Decision Item	ACTUAL	ACTUAL	BUDGET	BUDGET	DEPT REQ	DEPT REQ	SECURED	SECURED
Budget Object Class	DOLLAR	FTE	DOLLAR	FTE	DOLLAR	FTE	COLUMN	COLUMN
POLK COUNTY TRUST								
CORE								
PROGRAM DISTRIBUTIONS	9,069	0.00	10,000	0.00	10,000	0.00	0	0.00
TOTAL - PD	9,069	0.00	10,000	0.00	10,000	0.00	0	0.00
GRAND TOTAL	\$9,069	0.00	\$10,000	0.00	\$10,000	0.00	\$0	0.00
GENERAL REVENUE	\$0	0.00	\$0	0.00	\$0	0.00		0.00
FEDERAL FUNDS	\$0	0.00	\$0	0.00	\$0	0.00		0.00
OTHER FUNDS	\$9,069	0.00	\$10,000	0.00	\$10,000	0.00		0.00

PROGRAM DESCRIPTION

Department: Social Services

HB Section(s): 11.130

Program Name: Polk County Trust

Program is found in the following core budget(s): Polk County Trust

1a. What strategic priority does this program address?

Effective, accountable partnerships for Missourians

1b. What does this program do?

The Department of Social Services (DSS), Family Support Division (FSD) distributes the Polk County and Bolivar Charitable Trust funds. These funds help the people of Polk County by providing support for community projects with an emphasis on services to improve the lives of individuals in the county and to benefit the community as a whole.

The Polk County and Bolivar Charitable Trust was established by David Delarue on September 2, 1986. Programs and eligibility are determined by a local community board.

Funds are authorized by the board for the following purposes:

- Improve the quality of life for the Citizens of Polk County as determined by the board.
- Provide for community education projects.
- Meet the various needs of homeless, dependent or neglected children.
- Provide for emergency needs of families and children immediately, as such needs are identified.
- The board has the option, as stipulated in the Trust, to allow funds to accumulate for future use for the Citizens of Polk County.

Performance measures are not included as this is a pass-through program. (Sections 2a-2d omitted)

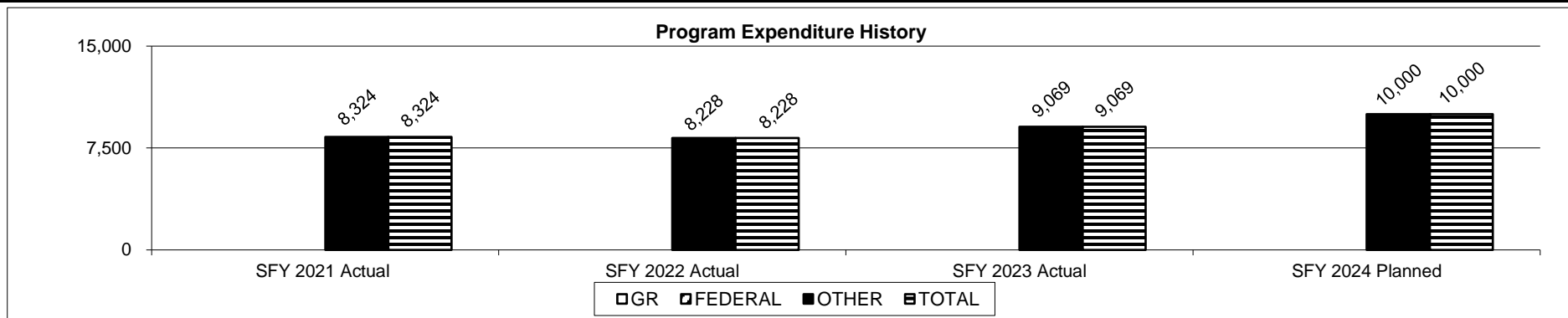
PROGRAM DESCRIPTION

Department: Social Services
 Program Name: Polk County Trust

HB Section(s): 11.130

Program is found in the following core budget(s): Polk County Trust

3. Provide actual expenditures for the prior three fiscal years and planned expenditures for the current fiscal year. (Note: Amounts do not include fringe benefit costs.)



4. What are the sources of the "Other " funds?

Family Services Donations Fund (0167).

5. What is the authorization for this program, i.e., federal or state statute, etc.? (Include the federal program number, if applicable.)

N/A

6. Are there federal matching requirements? If yes, please explain.

N/A

7. Is this a federally mandated program? If yes, please explain.

No.

**Core - Family Assistance
Management Information
System
(FAMIS)**

CORE DECISION ITEM

Department: Social Services
 Division: Family Support
 Core: Family Assistance Management Information System (FAMIS)

Budget Unit: 90028C
 HB Section: 11.135

1. CORE FINANCIAL SUMMARY

	FY 2025 Budget Request			
	GR	Federal	Other	Total
PS	0	0	0	0
EE	517,908	473,422	0	991,330
PSD	0	0	0	0
TRF	0	0	0	0
Total	517,908	473,422	0	991,330
FTE	0.00	0.00	0.00	0.00

	FY 2025 Governor's Recommendation			
	GR	Federal	Other	Total
PS	0	0	0	0
EE	0	0	0	0
PSD	0	0	0	0
TRF	0	0	0	0
Total	0	0	0	0
FTE	0.00	0.00	0.00	0.00

Est. Fringe	0	0	0	0
--------------------	---	---	---	---

Note: Fringes budgeted in House Bill 5 except for certain fringes budgeted directly to MoDOT, Highway Patrol, and Conservation.

Est. Fringe	0	0	0	0
--------------------	---	---	---	---

Note: Fringes budgeted in House Bill 5 except for certain fringes budgeted directly to MoDOT, Highway Patrol, and Conservation.

Other Funds: N/A

Other Funds: N/A

2. CORE DESCRIPTION

The Family Assistance Management Information System (FAMIS) is a legacy system for Child Care, Supplemental Nutrition Assistance Program (SNAP), Temporary Assistance for Needy Families (TANF), MO HealthNet (Aged, Blind, and Disabled) and related programs. It allows customers to provide their personal information once, rather than multiple times when applying for more than one program. FAMIS generates notices to customers, tracks required verification, and tracks Medical Review Team (MRT) review due dates. The system takes automatic actions based on information entered by staff. FAMIS issues benefits to customers and payments to vendors.

3. PROGRAM LISTING (list programs included in this core funding)

FAMIS

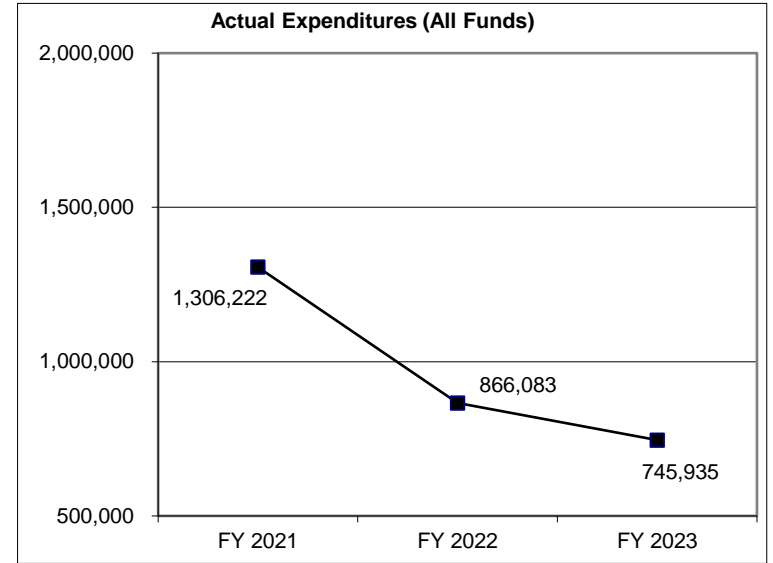
CORE DECISION ITEM

Department: Social Services
Division: Family Support
Core: Family Assistance Management Information System (FAMIS)

Budget Unit: 90028C
HB Section: 11.135

4. FINANCIAL HISTORY

	FY 2021 Actual	FY 2022 Actual	FY 2023 Actual	FY 2024 Current Yr.
Appropriation (All Funds)	1,804,790	1,709,084	1,675,362	991,330
Less Reverted (All Funds)	(17,263)	(15,537)	(15,537)	(15,537)
Less Restricted (All Funds)*	0	0	0	0
Budget Authority (All Funds)	1,787,527	1,693,547	1,659,825	975,793
Actual Expenditures (All Funds)	1,306,222	866,083	745,935	N/A
Unexpended (All Funds)	481,305	827,464	913,890	N/A
Unexpended, by Fund:				
General Revenue	266,071	7,421	315	N/A
Federal	215,234	820,043	913,575	N/A
Other	0	0	0	N/A
	(1)	(2)	(3)	(4)



*Current Year restricted amount is as of September 1, 2023.
 Reverted includes the statutory three-percent reserve (when applicable).
 Restricted includes any Governor's Expenditure Restriction (when applicable).

NOTES:

- (1)** FY 2021 - There was a \$6,966 supplemental funded to cover departmental costs related to the COVID-19 pandemic for increased SNAP benefits.
- (2)** FY 2022 - Additional appropriation and/or authority of \$13,932 FF was funded to cover departmental costs related to the COVID-19 pandemic for increased SNAP benefits. There was a core reduction of \$122,462 (\$57,545 GR; 64,917 FF). There was a supplemental decrease of \$6,966 for costs related to the COVID-19 pandemic. There was an increase of \$19,790 FF in PHE funding.
- (3)** FY 2023 - There was a core decrease of \$13,932 FF related to the COVID-19 pandemic for increased SNAP benefits. The FAMIS PHE core of \$19,790 (\$7,421 GR; \$12,369 FF) were broken out into a separate core tab.
- (4)** FY 2024 - There was a core decrease of \$684,032 TANF FF.

CORE DECISION ITEM

Department: Social Services
Division: Family Support
Core: Family Assistance Management Information System (FAMIS) PHE

Budget Unit: 90038C
HB Section: 11.135

1. CORE FINANCIAL SUMMARY

	FY 2025 Budget Request			
	GR	Federal	Other	Total
PS	0	0	0	0
EE	0	0	0	0
PSD	0	0	0	0
TRF	0	0	0	0
Total	0	0	0	0
FTE	0.00	0.00	0.00	0.00

	FY 2025 Governor's Recommendation			
	GR	Federal	Other	Total
PS	0	0	0	0
EE	0	0	0	0
PSD	0	0	0	0
TRF	0	0	0	0
Total	0	0	0	0
FTE	0.00	0.00	0.00	0.00

Est. Fringe	0	0	0	0
--------------------	---	---	---	---

Note: Fringes budgeted in House Bill 5 except for certain fringes budgeted directly to MoDOT, Highway Patrol, and Conservation.

Est. Fringe	0	0	0	0
--------------------	---	---	---	---

Note: Fringes budgeted in House Bill 5 except for certain fringes budgeted directly to MoDOT, Highway Patrol, and Conservation.

Other Funds: N/A

Other Funds: N/A

2. CORE DESCRIPTION

The Family Assistance Management Information System (FAMIS) is a legacy system for Child Care, Supplemental Nutrition Assistance Program (SNAP), Temporary Assistance for Needy Families (TANF), MO HealthNet (Aged, Blind, and Disabled) and related programs. It allows customers to provide their personal information once, rather than multiple times when applying for more than one program. FAMIS generates notices to customers, tracks required verification, and tracks Medical Review Team (MRT) review due dates. The system takes automatic actions based on information entered by staff. FAMIS issues benefits to customers and payments to vendors.

This core funds system costs associated with Public Health Emergency (PHE) unwind.

PHE was funded as a one-time appropriation in FY 2023 and FY 2024.

3. PROGRAM LISTING (list programs included in this core funding)

FAMIS PHE

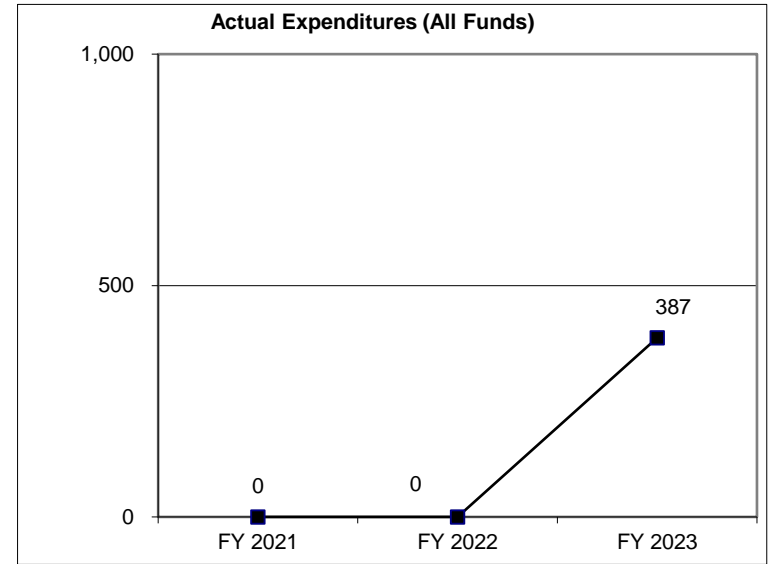
CORE DECISION ITEM

Department: Social Services
Division: Family Support
Core: Family Assistance Management Information System (FAMIS) PHE

Budget Unit: 90038C
HB Section: 11.135

4. FINANCIAL HISTORY

	FY 2021 Actual	FY 2022 Actual	FY 2023 Actual	FY 2024 Current Yr.
Appropriation (All Funds)	0	0	19,790	19,790
Less Reverted (All Funds)	0	0	(223)	(223)
Less Restricted (All Funds)*	0	0	0	0
Budget Authority (All Funds)	0	0	19,567	19,567
Actual Expenditures (All Funds)	0	0	387	N/A
Unexpended (All Funds)	0	0	19,180	N/A
Unexpended, by Fund:				
General Revenue	0	0	7,065	N/A
Federal	0	0	12,115	N/A
Other	0	0	0	N/A
		(1)	(2)	(2)



*Current Year restricted amount is as of September 1, 2023.
 Reverted includes the statutory three-percent reserve (when applicable).
 Restricted includes any Governor's Expenditure Restriction (when applicable).

NOTES:
(1) FY 2022 was previously combined in the FAMIS Core.
(2) The FAMIS PHE core of \$19,790 (\$7,421 GR; \$12,369 FF) was separated from the FAMIS core.

CORE RECONCILIATION DETAIL

**DEPARTMENT OF SOCIAL SERVICES
FAMIS**

5. CORE RECONCILIATION DETAIL

	Budget Class	FTE	GR	Federal	Other	Total	Explanation
TAFP AFTER VETOES	EE	0.00	517,908	473,422	0	991,330	
	Total	0.00	517,908	473,422	0	991,330	
DEPARTMENT CORE REQUEST	EE	0.00	517,908	473,422	0	991,330	
	Total	0.00	517,908	473,422	0	991,330	
GOVERNOR'S RECOMMENDED CORE	EE	0.00	517,908	473,422	0	991,330	
	Total	0.00	517,908	473,422	0	991,330	

CORE RECONCILIATION DETAIL

**DEPARTMENT OF SOCIAL SERVICES
FAMIS PHE**

5. CORE RECONCILIATION DETAIL

				Budget Class	FTE	GR	Federal	Other	Total	Explanation
TAFP AFTER VETOES										
				EE	0.00	7,421	12,369	0	19,790	
				Total	0.00	7,421	12,369	0	19,790	
DEPARTMENT CORE ADJUSTMENTS										
1x Expenditures	210	1020	EE	0.00	(7,421)	0	0	0	(7,421)	Core reduction of one-time funding.
1x Expenditures	210	1017	EE	0.00	0	(12,369)	0	0	(12,369)	Core reduction of one-time funding.
NET DEPARTMENT CHANGES				0.00	(7,421)	(12,369)	0	0	(19,790)	
DEPARTMENT CORE REQUEST										
				EE	0.00	0	0	0	0	
				Total	0.00	0	0	0	0	
GOVERNOR'S RECOMMENDED CORE										
				EE	0.00	0	0	0	0	
				Total	0.00	0	0	0	0	

DECISION ITEM SUMMARY

Budget Unit									
Decision Item	FY 2023	FY 2023	FY 2024	FY 2024	FY 2025	FY 2025	*****	*****	
Budget Object Summary	ACTUAL	ACTUAL	BUDGET	BUDGET	DEPT REQ	DEPT REQ	SECURED	SECURED	
Fund	DOLLAR	FTE	DOLLAR	FTE	DOLLAR	FTE	COLUMN	COLUMN	
FAMIS									
CORE									
EXPENSE & EQUIPMENT									
GENERAL REVENUE	502,056	0.00	517,908	0.00	517,908	0.00	0	0.00	
CHILD CARE AND DEVELOPMENT FED	20,000	0.00	25,000	0.00	25,000	0.00	0	0.00	
TEMP ASSIST NEEDY FAM FEDERAL	223,879	0.00	400,000	0.00	400,000	0.00	0	0.00	
DEPT OF SOC SERV FEDERAL & OTH	0	0.00	48,422	0.00	48,422	0.00	0	0.00	
TOTAL - EE	<u>745,935</u>	<u>0.00</u>	<u>991,330</u>	<u>0.00</u>	<u>991,330</u>	<u>0.00</u>	<u>0</u>	<u>0.00</u>	
TOTAL	745,935	0.00	991,330	0.00	991,330	0.00	0	0.00	
FAMIS - 1886006									
EXPENSE & EQUIPMENT									
GENERAL REVENUE	0	0.00	0	0.00	165,725	0.00	0	0.00	
DEPT OF SOC SERV FEDERAL & OTH	0	0.00	0	0.00	238,482	0.00	0	0.00	
TOTAL - EE	<u>0</u>	<u>0.00</u>	<u>0</u>	<u>0.00</u>	<u>404,207</u>	<u>0.00</u>	<u>0</u>	<u>0.00</u>	
TOTAL	0	0.00	0	0.00	404,207	0.00	0	0.00	
GRAND TOTAL	\$745,935	0.00	\$991,330	0.00	\$1,395,537	0.00	\$0	0.00	

DECISION ITEM SUMMARY

Budget Unit									
Decision Item	FY 2023	FY 2023	FY 2024	FY 2024	FY 2025	FY 2025	*****	*****	
Budget Object Summary	ACTUAL	ACTUAL	BUDGET	BUDGET	DEPT REQ	DEPT REQ	SECURED	SECURED	
Fund	DOLLAR	FTE	DOLLAR	FTE	DOLLAR	FTE	COLUMN	COLUMN	
FAMIS PHE									
CORE									
EXPENSE & EQUIPMENT									
GENERAL REVENUE	133	0.00	7,421	0.00	0	0.00	0	0.00	
DEPT OF SOC SERV FEDERAL & OTH	254	0.00	12,369	0.00	0	0.00	0	0.00	
TOTAL - EE	<u>387</u>	<u>0.00</u>	<u>19,790</u>	<u>0.00</u>	<u>0</u>	<u>0.00</u>	<u>0</u>	<u>0.00</u>	
TOTAL	387	0.00	19,790	0.00	0	0.00	0	0.00	
PHE Eligibility Verification - 1886032									
EXPENSE & EQUIPMENT									
GENERAL REVENUE	0	0.00	0	0.00	7,421	0.00	0	0.00	
DEPT OF SOC SERV FEDERAL & OTH	0	0.00	0	0.00	12,369	0.00	0	0.00	
TOTAL - EE	<u>0</u>	<u>0.00</u>	<u>0</u>	<u>0.00</u>	<u>19,790</u>	<u>0.00</u>	<u>0</u>	<u>0.00</u>	
TOTAL	0	0.00	0	0.00	19,790	0.00	0	0.00	
GRAND TOTAL	\$387	0.00	\$19,790	0.00	\$19,790	0.00	\$0	0.00	

DECISION ITEM DETAIL

Budget Unit	FY 2023	FY 2023	FY 2024	FY 2024	FY 2025	FY 2025	*****	*****
Decision Item	ACTUAL	ACTUAL	BUDGET	BUDGET	DEPT REQ	DEPT REQ	SECURED	SECURED
Budget Object Class	DOLLAR	FTE	DOLLAR	FTE	DOLLAR	FTE	COLUMN	COLUMN
FAMIS								
CORE								
TRAVEL, IN-STATE	338	0.00	1,619	0.00	1,619	0.00	0	0.00
SUPPLIES	0	0.00	533	0.00	533	0.00	0	0.00
PROFESSIONAL SERVICES	745,597	0.00	989,178	0.00	989,178	0.00	0	0.00
TOTAL - EE	745,935	0.00	991,330	0.00	991,330	0.00	0	0.00
GRAND TOTAL	\$745,935	0.00	\$991,330	0.00	\$991,330	0.00	\$0	0.00
GENERAL REVENUE	\$502,056	0.00	\$517,908	0.00	\$517,908	0.00		0.00
FEDERAL FUNDS	\$243,879	0.00	\$473,422	0.00	\$473,422	0.00		0.00
OTHER FUNDS	\$0	0.00	\$0	0.00	\$0	0.00		0.00

DECISION ITEM DETAIL

Budget Unit	FY 2023	FY 2023	FY 2024	FY 2024	FY 2025	FY 2025	*****	*****
Decision Item	ACTUAL	ACTUAL	BUDGET	BUDGET	DEPT REQ	DEPT REQ	SECURED	SECURED
Budget Object Class	DOLLAR	FTE	DOLLAR	FTE	DOLLAR	FTE	COLUMN	COLUMN
FAMIS PHE								
CORE								
PROFESSIONAL SERVICES	387	0.00	19,790	0.00	0	0.00	0	0.00
TOTAL - EE	387	0.00	19,790	0.00	0	0.00	0	0.00
GRAND TOTAL	\$387	0.00	\$19,790	0.00	\$0	0.00	\$0	0.00
GENERAL REVENUE	\$133	0.00	\$7,421	0.00	\$0	0.00		0.00
FEDERAL FUNDS	\$254	0.00	\$12,369	0.00	\$0	0.00		0.00
OTHER FUNDS	\$0	0.00	\$0	0.00	\$0	0.00		0.00

**NDI - Family Assistance
Management Information
System
(FAMIS)**

NEW DECISION ITEM

Department: Social Services
Division: Family Support
DI Name: FAMIS **DI# 1886006**

Budget Unit 90028C
HB Section 11.135

1. AMOUNT OF REQUEST

	FY 2025 Budget Request			
	GR	Federal	Other	Total
PS	0	0	0	0
EE	165,725	238,482	0	404,207
PSD	0	0	0	0
TRF	0	0	0	0
Total	165,725	238,482	0	404,207
FTE	0.00	0.00	0.00	0.00

	FY 2025 Governor's Recommendation			
	GR	Federal	Other	Total
PS	0	0	0	0
EE	0	0	0	0
PSD	0	0	0	0
TRF	0	0	0	0
Total	0	0	0	0
FTE	0.00	0.00	0.00	0.00

Est. Fringe	0	0	0	0
<i>Note: Fringes budgeted in House Bill 5 except for certain fringes budgeted directly to MoDOT, Highway Patrol, and Conservation.</i>				

Est. Fringe	0	0	0	0
<i>Note: Fringes budgeted in House Bill 5 except for certain fringes budgeted directly to MoDOT, Highway Patrol, and Conservation.</i>				

Other Funds: N/A
 Non-Counts: N/A

Other Funds: N/A
 Non-Counts: N/A

2. THIS REQUEST CAN BE CATEGORIZED AS:

<input type="checkbox"/> New Legislation	<input type="checkbox"/> New Program	<input type="checkbox"/> Fund Switch
<input type="checkbox"/> Federal Mandate	<input type="checkbox"/> Program Expansion	<input type="checkbox"/> Cost to Continue
<input type="checkbox"/> GR Pick-Up	<input type="checkbox"/> Space Request	<input type="checkbox"/> Equipment Replacement
<input type="checkbox"/> Pay Plan	<input checked="" type="checkbox"/> Other: <u>Continued Maintenance of FAMIS</u>	

3. WHY IS THIS FUNDING NEEDED? PROVIDE AN EXPLANATION FOR ITEMS CHECKED IN #2. INCLUDE THE FEDERAL OR STATE STATUTORY OR CONSTITUTIONAL AUTHORIZATION FOR THIS PROGRAM.

The Family Assistance Management Information System (FAMIS) is a legacy eligibility determination system for Child Care, Supplemental Nutrition Assistance Program (SNAP), Temporary Assistance for Needy Families (TANF), MO HealthNet (Aged, Blind, and Disabled) and related programs. The Missouri Eligibility Determination and Enrollment System (MEDES) will eventually replace FAMIS. However, as the programs managed in FAMIS are constantly changing due to both state and federal requirements, FAMIS will require continued funding to make necessary changes until all programs are fully implemented into MEDES.

Federal law: Title IV-A of the Social Security Act, Federal regulations: 45 CFR Part 95, 7 CFR Part 272 and 277.

NEW DECISION ITEM

Department: Social Services
Division: Family Support
DI Name: FAMIS **DI# 1886006**

Budget Unit 90028C
HB Section 11.135

4. DESCRIBE THE DETAILED ASSUMPTIONS USED TO DERIVE THE SPECIFIC REQUESTED AMOUNT. (How did you determine that the requested number of FTE were appropriate? From what source or standard did you derive the requested levels of funding? Were alternatives such as outsourcing or automation considered? If based on new legislation, does request tie to TAFP fiscal note? If not, explain why. Detail which portions of the request are one-times and how those amounts were calculated.)

As the programs managed in FAMIS are constantly changing due to both state and federal requirements, FAMIS will require continued funding to make necessary changes until all programs are fully implemented into MEDES.

FAMIS Core Appropriation Authority (does not include one-time PHE funding)	\$ 991,330
Less Reverted General Revenue	<u>\$ (15,537)</u>
FAMIS Appropriation Authority Available	\$ 975,793
Estimated FAMIS Contracted Maintenance Expenditures	\$ 1,380,000
FY2025 Request for Additional Authority	\$ 404,207

5. BREAK DOWN THE REQUEST BY BUDGET OBJECT CLASS, JOB CLASS, AND FUND SOURCE. IDENTIFY ONE-TIME COSTS.

Budget Object Class/Job Class	Dept Req GR DOLLARS	Dept Req GR FTE	Dept Req FED DOLLARS	Dept Req FED FTE	Dept Req OTHER DOLLARS	Dept Req OTHER FTE	Dept Req TOTAL DOLLARS	Dept Req TOTAL FTE	Dept Req One-Time DOLLARS
Total PS	<u>0</u>	<u>0.0</u>	<u>0</u>	<u>0.0</u>	<u>0</u>	<u>0.0</u>	<u>0</u>	<u>0.0</u>	<u>0</u>
Professional Services (BOBC 400)	165,725		238,482		0		404,207		0
Total EE	<u>165,725</u>		<u>238,482</u>		<u>0</u>		<u>404,207</u>		<u>0</u>
Program Distributions							0		
Total PSD	<u>0</u>		<u>0</u>		<u>0</u>		<u>0</u>		<u>0</u>
Transfers							0		
Total TRF	<u>0</u>		<u>0</u>		<u>0</u>		<u>0</u>		<u>0</u>
Grand Total	<u>165,725</u>	<u>0.0</u>	<u>238,482</u>	<u>0.0</u>	<u>0</u>	<u>0.0</u>	<u>404,207</u>	<u>0.0</u>	<u>0</u>

NEW DECISION ITEM

Department: Social Services
Division: Family Support
DI Name: FAMIS **DI# 1886006**

Budget Unit 90028C
HB Section 11.135

Budget Object Class/Job Class	Gov Rec GR DOLLARS	Gov Rec GR FTE	Gov Rec FED DOLLARS	Gov Rec FED FTE	Gov Rec OTHER DOLLARS	Gov Rec OTHER FTE	Gov Rec TOTAL DOLLARS	Gov Rec TOTAL FTE	Gov Rec One-Time DOLLARS
							0		
							0	0.0	
Total PS	0	0.0	0	0.0	0	0.0	0	0.0	0
Total EE	0		0		0		0		0
Program Distributions							0		
Total PSD	0		0		0		0		0
Transfers							0		
Total TRF	0		0		0		0		0
Grand Total	0	0.0	0	0.0	0	0.0	0	0.0	0

NEW DECISION ITEM

Department: Social Services
Division: Family Support
DI Name: FAMIS **DI# 1886006**

Budget Unit **90028C**
HB Section **11.135**

6. PERFORMANCE MEASURES (If new decision item has an associated core, separately identify projected performance with & without additional funding.)

6a. Provide an activity measure(s) for the program.
Please see FAMIS Program Description for measures of activity.

6b. Provide a measure(s) of the program's quality.
Please see FAMIS Program Description for measures of quality.

6c. Provide a measure(s) of the program's impact.
Please see FAMIS Program Description for measures of impact.

6d. Provide a measure(s) of the program's efficiency.
Please see FAMIS Program Description for measures of efficiency.

7. STRATEGIES TO ACHIEVE THE PERFORMANCE MEASUREMENT TARGETS:

Continued funding to make necessary changes in FAMIS based on federal and state requirements until all programs are fully implemented into MEDES.

DECISION ITEM DETAIL

Budget Unit	FY 2023	FY 2023	FY 2024	FY 2024	FY 2025	FY 2025	*****	*****
Decision Item	ACTUAL	ACTUAL	BUDGET	BUDGET	DEPT REQ	DEPT REQ	SECURED	SECURED
Budget Object Class	DOLLAR	FTE	DOLLAR	FTE	DOLLAR	FTE	COLUMN	COLUMN
FAMIS								
FAMIS - 1886006								
PROFESSIONAL SERVICES	0	0.00	0	0.00	404,207	0.00	0	0.00
TOTAL - EE	0	0.00	0	0.00	404,207	0.00	0	0.00
GRAND TOTAL	\$0	0.00	\$0	0.00	\$404,207	0.00	\$0	0.00
GENERAL REVENUE	\$0	0.00	\$0	0.00	\$165,725	0.00		0.00
FEDERAL FUNDS	\$0	0.00	\$0	0.00	\$238,482	0.00		0.00
OTHER FUNDS	\$0	0.00	\$0	0.00	\$0	0.00		0.00

PROGRAM DESCRIPTION

Department: Social Services

HB Section(s): 11.135

Program Name: Family Assistance Management Information System (FAMIS)

Program is found in the following core budget(s): Family Assistance Management Information System (FAMIS)

1a. What strategic priority does this program address?

Move families to economic independence

1b. What does this program do?

The Family Assistance Management Information System (FAMIS) is a legacy eligibility determination system for Child Care, Supplemental Nutrition Assistance Program (SNAP), Temporary Assistance for Needy Families (TANF), MO HealthNet (Aged, Blind, and Disabled) and related programs. FAMIS helps the Family Support Division (FSD) team members process applications and deliver benefits to customers in an accurate and timely manner. FAMIS issues benefits to customers and payments to vendors.

As the programs managed in the system are constantly changing due to both state and federal requirements, FAMIS will require continued funding to make necessary changes. This appropriation also supports modifications to increase system efficiency, prevent fraud and abuse, comply with and prevent audit findings, and provide enhanced client services. To support these changes, the FAMIS team gathers business requirements, completes design, development, and testing for all system changes.

The Missouri Eligibility Determination and Enrollment System (MEDES) will eventually replace FAMIS. Beginning January 1, 2014, the Family Medicaid (MAGI) program was converted into MEDES. The MEDES project encompasses the design, development, and implementation of a federally certified system for the MO HealthNet, SNAP, TANF, and Child Care Assistance. The development of SNAP into MEDES began November 2021. TANF, Child Care and MO HealthNet (Aged, Blind and Disabled) programs will follow. The Adult Expansion Group (AEG) related to the expansion of Medicaid in Missouri was added to MEDES in FY 2022 and applications for adult programs now begin with a registration in MEDES. However, if the applicant is not eligible for expansion coverage the application may also be registered in FAMIS if applicant indicates disability, receives Medicare Part A or B, or receives Supplemental Security Income (SSI) benefits. FAMIS must remain fully functional for the remaining programs until conversion is complete. The FAMIS unit also operates a help desk, which took 7,425 calls in FY 2023.

PROGRAM DESCRIPTION

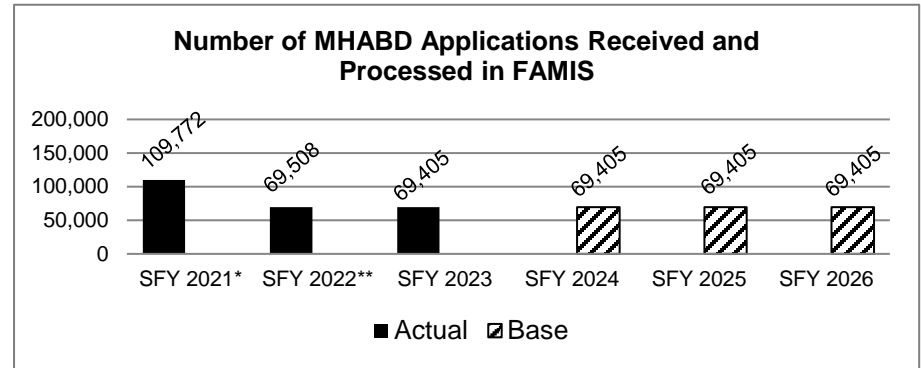
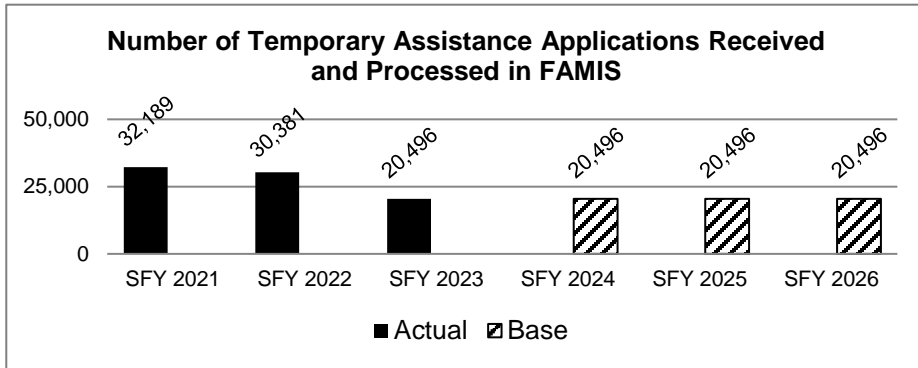
Department: Social Services

HB Section(s): 11.135

Program Name: Family Assistance Management Information System (FAMIS)

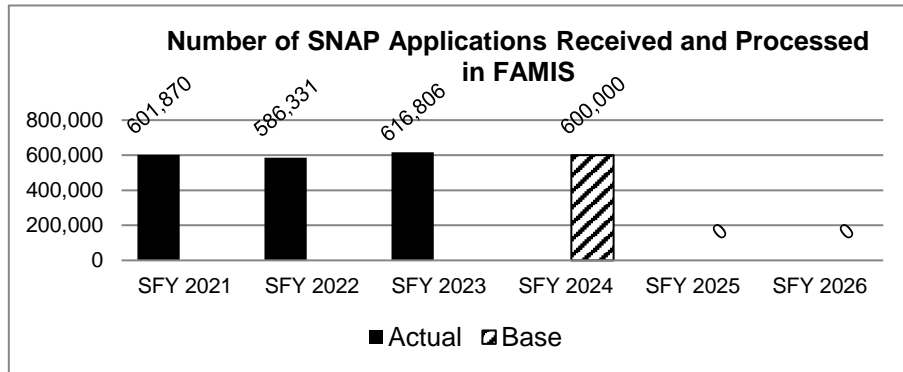
Program is found in the following core budget(s): Family Assistance Management Information System (FAMIS)

2a. Provide an activity measure(s) for the program.

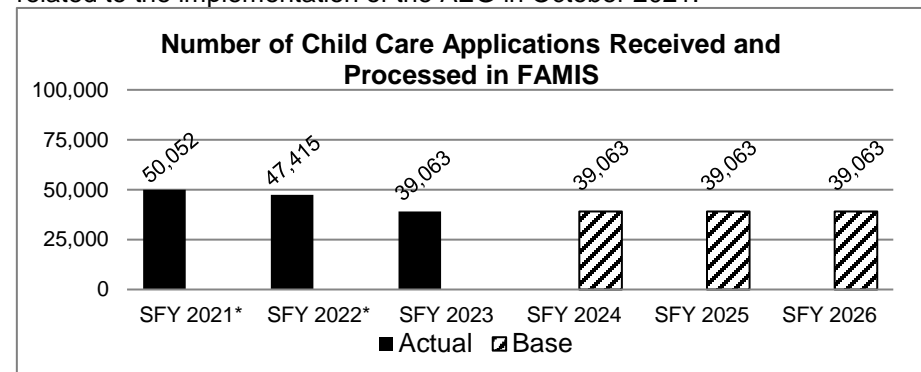


*In 2021 COVID-19 Public Health Emergency (PHE) guidelines resulted in fewer closings of MO HealthNet cases. The decrease in re-applications impacted the total number of MO HealthNet applications received.

**SFY 2022 Without any comparable data, the decrease is thought to be related to the implementation of the AEG in October 2021.



SNAP applications processed in FAMIS are expected to decrease when the implementation of SNAP into the MEDES is complete.



*The decrease reported in SFY 2021 and 2022 can be attributed to COVID-19 measures. Some child care benefits were extended or granted automatically as part of the COVID-19 response and employees statewide, public and private, transitioned to remote work environments reducing the need for childcare.

PROGRAM DESCRIPTION

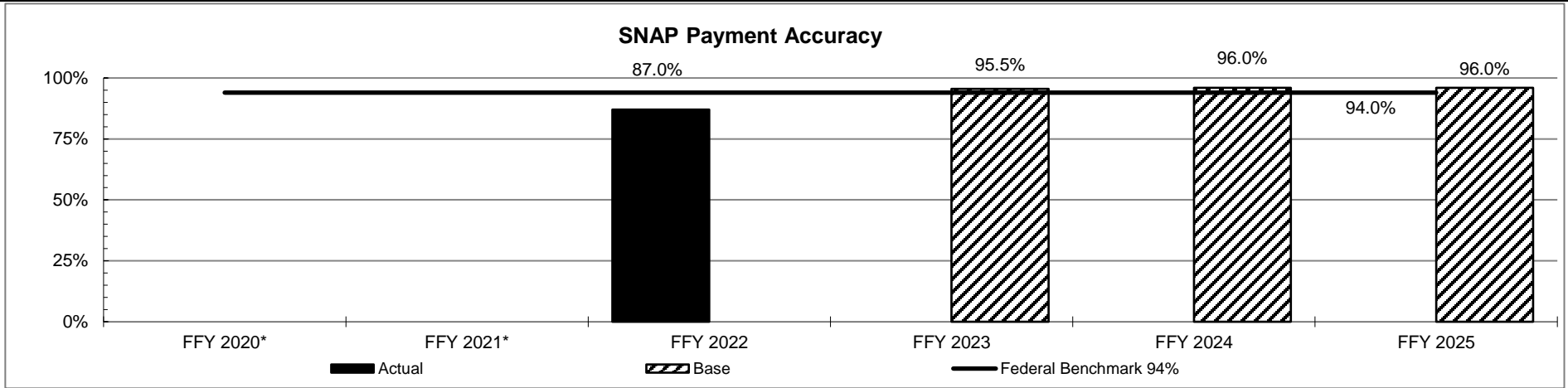
Department: Social Services

HB Section(s): 11.135

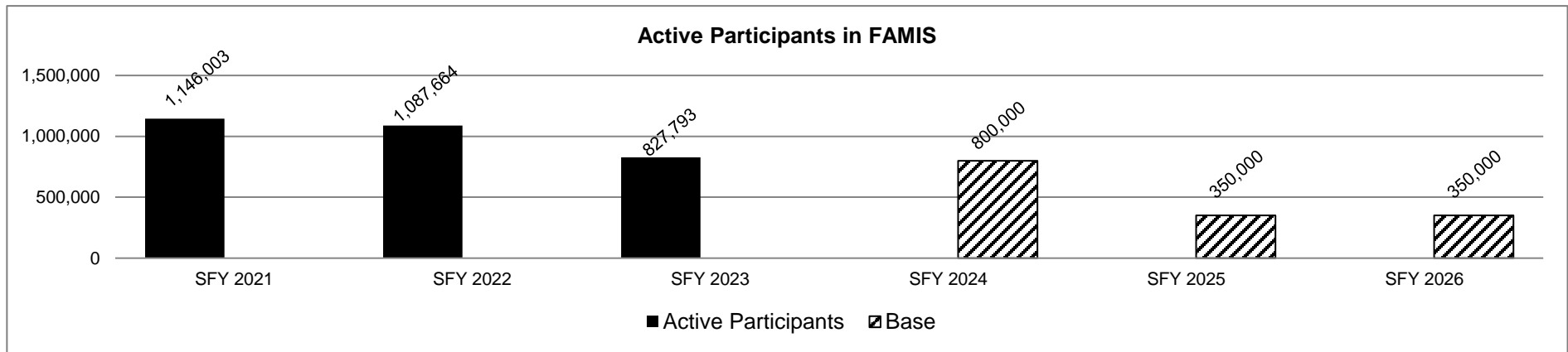
Program Name: Family Assistance Management Information System (FAMIS)

Program is found in the following core budget(s): Family Assistance Management Information System (FAMIS)

2b. Provide a measure(s) of the program's quality.



2c. Provide a measure(s) of the program's impact.



Future active participants are expected to decrease with the implementation of more programs in MEDES.

PROGRAM DESCRIPTION

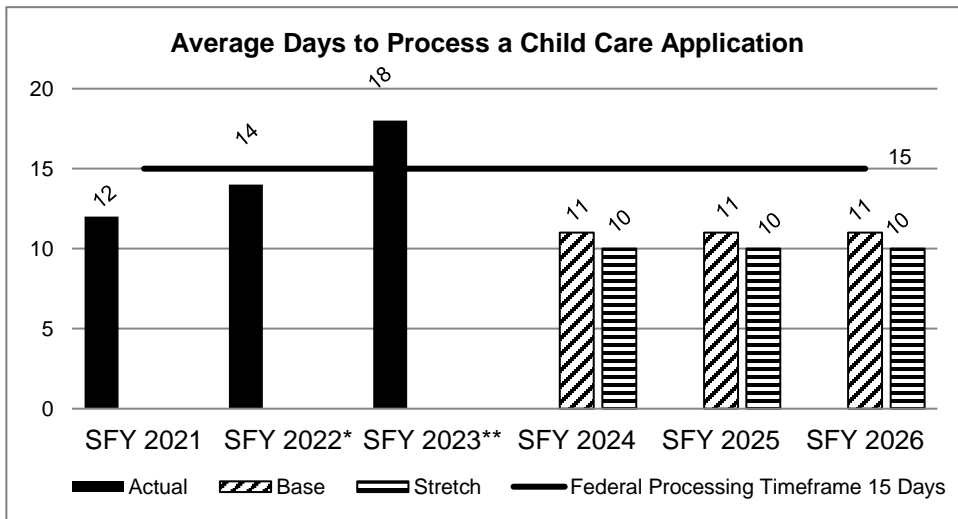
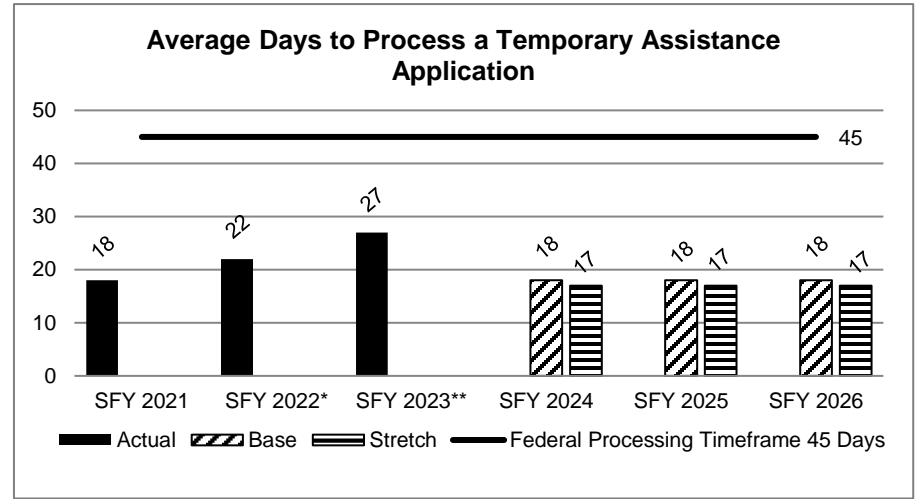
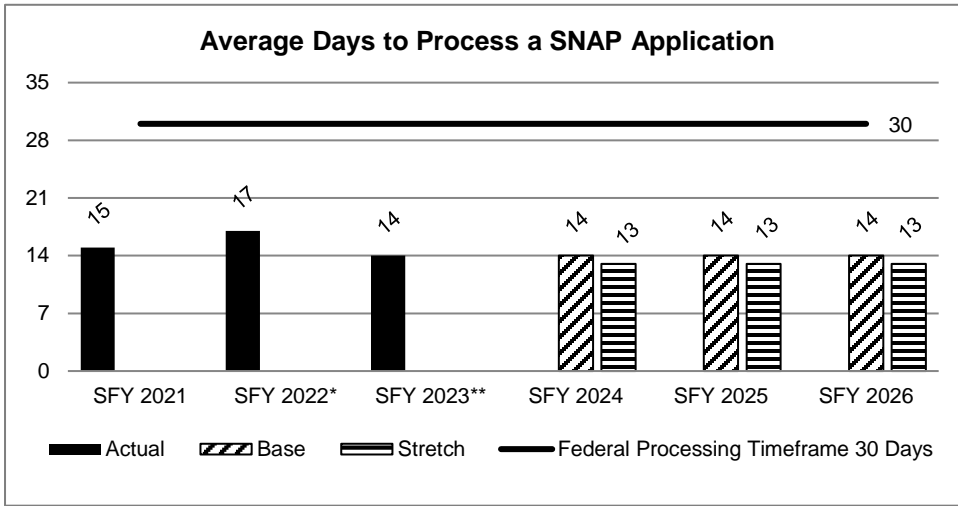
Department: Social Services

HB Section(s): 11.135

Program Name: Family Assistance Management Information System (FAMIS)

Program is found in the following core budget(s): Family Assistance Management Information System (FAMIS)

2d. Provide a measure(s) of the program's efficiency.



Note: FSD continues to maintain the FAMIS System until MEDES is fully implemented.
 *In SFY 2022, the increase is attributed to the high turnover rate and difficulty hiring processing staff. An improvement is projected with the implementation of new technology, such as enhanced Eligibility Verification Service (EVS), and employee retention initiatives.
 **SFY 2023 data reflects an increase that resulted from the implementation of Business Process Reengineering that is not expected to continue.

PROGRAM DESCRIPTION

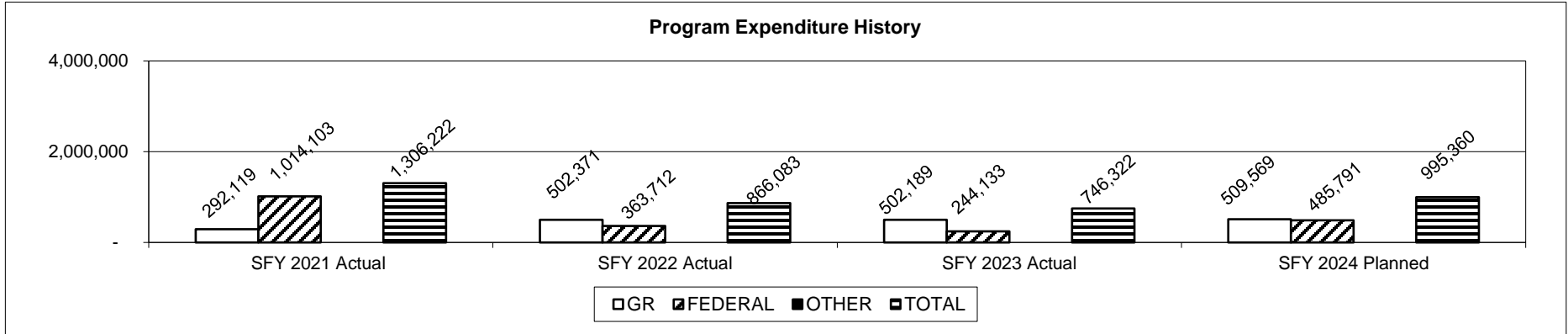
Department: Social Services

HB Section(s): 11.135

Program Name: Family Assistance Management Information System (FAMIS)

Program is found in the following core budget(s): Family Assistance Management Information System (FAMIS)

3. Provide actual expenditures for the prior three fiscal years and planned expenditures for the current fiscal year. (Note: Amounts do not include fringe benefit costs.)



SFY 2024 Planned expenditures are net of reverted.

4. What are the sources of the "Other " funds?

N/A.

5. What is the authorization for this program, i.e., federal or state statute, etc.? (Include the federal program number, if applicable.)

Federal law: Title IV-A of the Social Security Act, Federal regulations: 45 CFR Part 95, 7 CFR Part 272 and 277.

6. Are there federal matching requirements? If yes, please explain.

Yes. FAMIS has an approved cost allocation plan outlining financial participation of the state and federal partners.

7. Is this a federally mandated program? If yes, please explain.

Resources used to support federal mandated programs, such as SNAP and MO HealthNet, are considered federally mandated.

**Core - Missouri Eligibility
Determination &
Enrollment System
(MEDES)**

CORE DECISION ITEM

Department: Social Services
 Division: Family Support
 Core: Missouri Eligibility and Enrollment System (MEDES) MAGI

Budget Unit: 90030C
 HB Section: 11.140

1. CORE FINANCIAL SUMMARY

	FY 2025 Budget Request			
	GR	Federal	Other	Total
PS	0	0	0	0
EE	1,679,087	30,192,688	1,000,000	32,871,775
PSD	0	0	0	0
TRF	0	0	0	0
Total	1,679,087	30,192,688	1,000,000	32,871,775
FTE	0.00	0.00	0.00	0.00

	FY 2025 Governor's Recommendation			
	GR	Federal	Other	Total
PS	0	0	0	0
EE	0	0	0	0
PSD	0	0	0	0
TRF	0	0	0	0
Total	0	0	0	0
FTE	0.00	0.00	0.00	0.00

Est. Fringe	0	0	0	0
--------------------	---	---	---	---

Note: Fringes budgeted in House Bill 5 except for certain fringes budgeted directly to MoDOT, Highway Patrol, and Conservation.

Est. Fringe	0	0	0	0
--------------------	---	---	---	---

Note: Fringes budgeted in House Bill 5 except for certain fringes budgeted directly to MoDOT, Highway Patrol, and Conservation.

Other Funds: Health Initiatives Fund (0275) - \$1,000,000

Other Funds: N/A

2. CORE DESCRIPTION

The Missouri Eligibility Determination and Enrollment System (MEDES) project encompasses the design, development, and implementation of a federally certified system for the MO HealthNet, Supplemental Nutrition Assistance Program (SNAP), Temporary Assistance for Needy Families (TANF), and Child Care Assistance programs. Department of Social Services (DSS) has also implemented an Enterprise Content Management (ECM) system for integrating document imaging of case records with the MEDES system. The MEDES and ECM will allow the Family Support Division to streamline workflows and business processes to improve program performance and efficiencies.

This core funds the implementation and maintenance and operations of the MAGI program in the MEDES system.

3. PROGRAM LISTING (list programs included in this core funding)

MEDES MAGI

CORE DECISION ITEM

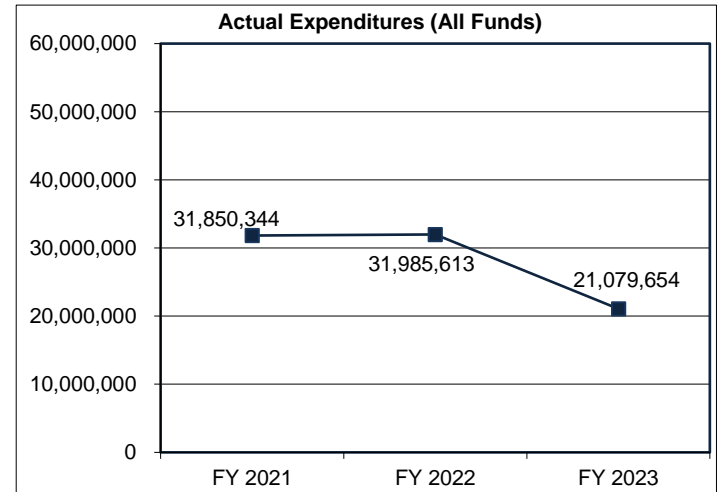
Department: Social Services
Division: Family Support
Core: Missouri Eligibility and Enrollment System (MEDES) MAGI

Budget Unit: 90030C

HB Section: 11.140

4. FINANCIAL HISTORY

	FY 2021 Actual	FY 2022 Actual	FY 2023 Actual	FY 2024 Current Yr.
Appropriation (All Funds)	68,530,035	68,168,909	34,047,399	34,047,479
Less Reverted (All Funds)	(230,768)	(230,768)	(106,118)	(106,121)
Less Restricted (All Funds)*	0	0	0	0
Budget Authority (All Funds)	68,299,267	67,938,141	33,941,281	33,941,358
Actual Expenditures (All Funds)	31,850,344	31,985,613	21,079,654	N/A
Unexpended (All Funds)	36,448,923	35,952,528	12,861,627	N/A
Unexpended, by Fund:				
General Revenue	2,607,476	910,265	3,358	N/A
Federal	33,841,447	35,042,263	12,858,269	N/A
Other	0	0	0	N/A
	(1)	(2)	(3)	(4)



*Current Year restricted amount is as of September 1, 2023.
 Reverted includes the statutory three-percent reserve (when applicable).
 Restricted includes any Governor's Expenditure Restriction (when applicable).

NOTES:

- (1)** FY 2021 - There was a core reallocation increase of \$3,418 (\$285 GR; \$3,133 FF) for mileage reimbursement. There was a transfer of \$3,500,000 (\$875,000 GR; \$2,625,000 FF) to HB Section 11.115 for Third Party Eligibility Services.
- (2)** FY 2022 - There was an increase of \$200,000 FF in MEDES Child Care and an increase of \$200,000 FF in MEDES TANF. There was a core reduction of \$3,565,864 FF for MEDES MAGI. There was a supplemental increase of \$2,613,263 FF in MEDES MAGI and a Public Health Emergency (PHE) increase of \$191,475 (\$47,869 GR; \$143,606 FF).
- (3)** FY 2023 - There was a supplemental decrease of \$2,613,623 FF. There was a core reallocation of \$2,613,623 FF from MEDES SNAP to MEDES MAGI. There was a core reduction of \$7,500,000 in MEDES SNAP and a core increase in MEDES MAGI of \$5,000,000 FF for AEG, and a core increase in MEDES ECM of \$193,677 (\$53,867 GR; \$139,810 FF) for the implementation of machine learning technology. The following cores were broken out into separate cores: MEDES SNAP- \$21,916,772 (\$2,688,120 GR; \$19,228,652 FF), MEDES IV&V- \$1,323,520 (\$352,983 GR; \$970,537 FF), MEDES ECM- \$2,693,677 (\$453,867 GR; \$2,239,810 FF), MEDES PMO- \$2,676,480 (\$713,897 GR; \$1,962,583 FF), MEDES Child Care- \$200,000 FF, MEDES TANF- \$200,000 FF, and MEDES MAGI PHE- \$191,475 (\$47,869 GR; \$143,606 FF).
- (4)** FY 2024 - There was a mileage rate reimbursement increase of \$80 GR for MEDES MAGI.

CORE DECISION ITEM

Department: Social Services
 Division: Family Support
 Core: Missouri Eligibility and Enrollment System (MEDES) SNAP

Budget Unit: 90031C
 HB Section: 11.140

1. CORE FINANCIAL SUMMARY

	FY 2025 Budget Request			
	GR	Federal	Other	Total
PS	0	0	0	0
EE	2,688,120	15,844,516	0	18,532,636
PSD	0	0	0	0
TRF	0	0	0	0
Total	2,688,120	15,844,516	0	18,532,636
FTE	0.00	0.00	0.00	0.00

	FY 2025 Governor's Recommendation			
	GR	Federal	Other	Total
PS	0	0	0	0
EE	0	0	0	0
PSD	0	0	0	0
TRF	0	0	0	0
Total	0	0	0	0
FTE	0.00	0.00	0.00	0.00

Est. Fringe	0	0	0	0
--------------------	---	---	---	---

Note: Fringes budgeted in House Bill 5 except for certain fringes budgeted directly to MoDOT, Highway Patrol, and Conservation.

Est. Fringe	0	0	0	0
--------------------	---	---	---	---

Note: Fringes budgeted in House Bill 5 except for certain fringes budgeted directly to MoDOT, Highway Patrol, and Conservation.

Other Funds: N/A

Other Funds: N/A

2. CORE DESCRIPTION

The Missouri Eligibility Determination and Enrollment System (MEDES) project encompasses the design, development, and implementation of a federally certified system for the MO HealthNet, Supplemental Nutrition Assistance Program (SNAP), Temporary Assistance for Needy Families (TANF), and Child Care Assistance programs. Department of Social Services (DSS) has also implemented an Enterprise Content Management (ECM) system for integrating document imaging of case records with the MEDES system. The MEDES and ECM will allow the Family Support Division to streamline workflows and business processes to improve program performance and efficiencies.

This core funds the implementation and maintenance and operations of the SNAP program in the MEDES system.

3. PROGRAM LISTING (list programs included in this core funding)

MEDES SNAP

CORE DECISION ITEM

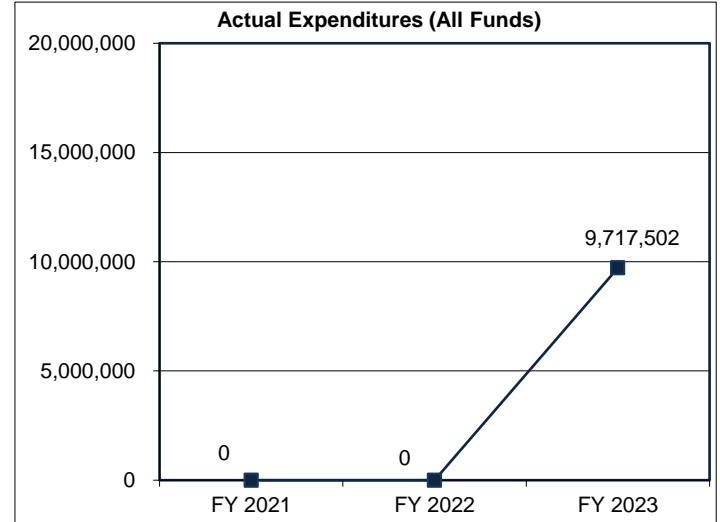
Department: Social Services
Division: Family Support
Core: Missouri Eligibility and Enrollment System (MEDES) SNAP

Budget Unit: 90031C

HB Section: 11.140

4. FINANCIAL HISTORY

	FY 2021 Actual	FY 2022 Actual	FY 2023 Actual	FY 2024 Current Yr.
Appropriation (All Funds)	0	0	21,916,772	18,532,636
Less Reverted (All Funds)	0	0	(80,644)	(80,644)
Less Restricted (All Funds)*	0	0	0	0
Budget Authority (All Funds)	0	0	21,836,128	18,451,992
Actual Expenditures (All Funds)	0	0	9,717,502	N/A
Unexpended (All Funds)	0	0	12,118,626	N/A
Unexpended, by Fund:				
General Revenue	0	0	0	N/A
Federal	0	0	12,118,626	N/A
Other	0	0	0	N/A
	(1)	(1)	(2)	(3)



*Current Year restricted amount is as of September 1, 2023.
 Reverted includes the statutory three-percent reserve (when applicable).
 Restricted includes any Governor's Expenditure Restriction (when applicable).

NOTES:

- (1)** FY 2021 & FY 2022 were previously combined in the MEDES MAGI Core.
- (2)** FY 2023 - The MEDES SNAP core of \$21,916,772 (\$2,688,120 GR; \$19,228,652 FF) was broken out into a separate core. There was a core reallocation of \$2,613,263 FF from MEDES SNAP to MEDES MAGI. There was a core reduction of \$7,500,000 in MEDES SNAP.
- (3)** FY 2024 - There was a core decrease of MEDES SNAP of \$3,384,136 FF.

CORE DECISION ITEM

Department: Social Services
 Division: Family Support
 Core: Missouri Eligibility and Enrollment System (MEDES) IV&V

Budget Unit: 90033C
 HB Section: 11.140

1. CORE FINANCIAL SUMMARY

	FY 2025 Budget Request			
	GR	Federal	Other	Total
PS	0	0	0	0
EE	352,983	970,537	0	1,323,520
PSD	0	0	0	0
TRF	0	0	0	0
Total	352,983	970,537	0	1,323,520
FTE	0.00	0.00	0.00	0.00

	FY 2025 Governor's Recommendation			
	GR	Federal	Other	Total
PS	0	0	0	0
EE	0	0	0	0
PSD	0	0	0	0
TRF	0	0	0	0
Total	0	0	0	0
FTE	0.00	0.00	0.00	0.00

Est. Fringe	0	0	0	0
--------------------	---	---	---	---

Note: Fringes budgeted in House Bill 5 except for certain fringes budgeted directly to MoDOT, Highway Patrol, and Conservation.

Est. Fringe	0	0	0	0
--------------------	---	---	---	---

Note: Fringes budgeted in House Bill 5 except for certain fringes budgeted directly to MoDOT, Highway Patrol, and Conservation.

Other Funds: N/A

Other Funds: N/A

2. CORE DESCRIPTION

The Missouri Eligibility Determination and Enrollment System (MEDES) project encompasses the design, development, and implementation of a federally certified system for the MO HealthNet, Supplemental Nutrition Assistance Program (SNAP), Temporary Assistance for Needy Families (TANF), and Child Care Assistance programs. Department of Social Services (DSS) has also implemented an Enterprise Content Management (ECM) system for integrating document imaging of case records with the MEDES system. The MEDES and ECM will allow the Family Support Division to streamline workflows and business processes to improve program performance and efficiencies.

This core funds the contract for Independent Validation and Verification (IV&V) services.

3. PROGRAM LISTING (list programs included in this core funding)

MEDES IV&V

CORE DECISION ITEM

Department: Social Services

Budget Unit: 90033C

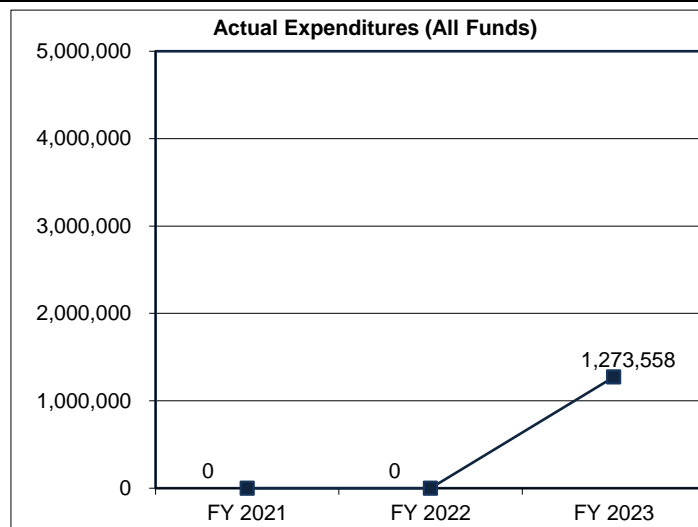
Division: Family Support

Core: Missouri Eligibility and Enrollment System (MEDES) IV&V

HB Section: 11.140

4. FINANCIAL HISTORY

	FY 2021 Actual	FY 2022 Actual	FY 2023 Actual	FY 2024 Current Yr.
Appropriation (All Funds)	0	0	1,323,520	1,323,520
Less Reverted (All Funds)	0	0	(10,589)	(10,589)
Less Restricted (All Funds)*	0	0	0	0
Budget Authority (All Funds)	0	0	1,312,931	1,312,931
Actual Expenditures (All Funds)	0	0	1,273,558	N/A
Unexpended (All Funds)	0	0	39,373	N/A
Unexpended, by Fund:				
General Revenue	0	0	0	N/A
Federal	0	0	39,373	N/A
Other	0	0	0	N/A
	(1)	(1)	(2)	



*Current Year restricted amount is as of September 1, 2023.

Reverted includes the statutory three-percent reserve (when applicable).

Restricted includes any Governor's Expenditure Restriction (when applicable).

NOTES:

(1) FY 2021 & FY 2022 were previously combined in the MEDES Core.

(2) FY 2023 - The MEDES IV&V core of \$1,323,520 (\$352,983 GR; \$970,537 FF) was broken out into a separate core.

CORE DECISION ITEM

Department: Social Services
 Division: Family Support
 Core: Missouri Eligibility and Enrollment System (MEDES) ECM

Budget Unit: 90034C
 HB Section: 11.140

1. CORE FINANCIAL SUMMARY

	FY 2025 Budget Request			
	GR	Federal	Other	Total
PS	0	0	0	0
EE	453,867	2,227,500	0	2,681,367
PSD	0	0	0	0
TRF	0	0	0	0
Total	453,867	2,227,500	0	2,681,367
FTE	0.00	0.00	0.00	0.00

	FY 2025 Governor's Recommendation			
	GR	Federal	Other	Total
PS	0	0	0	0
EE	0	0	0	0
PSD	0	0	0	0
TRF	0	0	0	0
Total	0	0	0	0
FTE	0.00	0.00	0.00	0.00

Est. Fringe	0	0	0	0
--------------------	---	---	---	---

Note: Fringes budgeted in House Bill 5 except for certain fringes budgeted directly to MoDOT, Highway Patrol, and Conservation.

Est. Fringe	0	0	0	0
--------------------	---	---	---	---

Note: Fringes budgeted in House Bill 5 except for certain fringes budgeted directly to MoDOT, Highway Patrol, and Conservation.

Other Funds: N/A

Other Funds: N/A

2. CORE DESCRIPTION

The Missouri Eligibility Determination and Enrollment System (MEDES) project encompasses the design, development, and implementation of a federally certified system for the MO HealthNet, Supplemental Nutrition Assistance Program (SNAP), Temporary Assistance for Needy Families (TANF), and Child Care Assistance programs. Department of Social Services (DSS) has also implemented an Enterprise Content Management (ECM) system for integrating document imaging of case records with the MEDES system. The MEDES and ECM will allow the Family Support Division to streamline workflows and business processes to improve program performance and efficiencies.

This core funds the Enterprise Content Management (ECM) system.

3. PROGRAM LISTING (list programs included in this core funding)

MEDES ECM

CORE DECISION ITEM

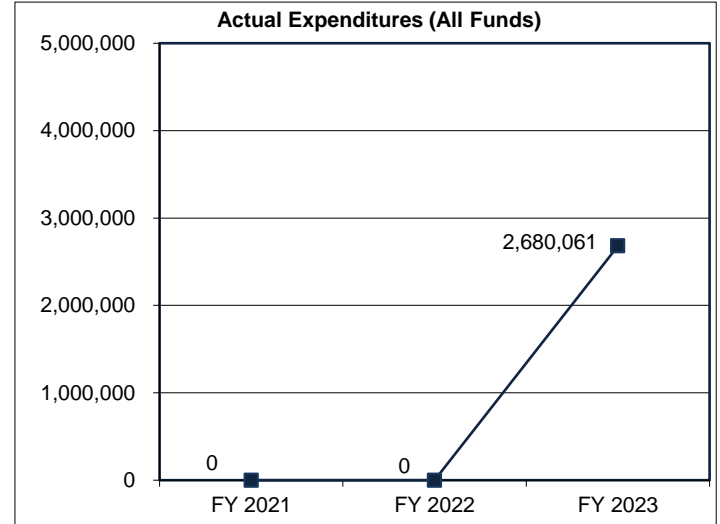
Department: Social Services
Division: Family Support
Core: Missouri Eligibility and Enrollment System (MEDES) ECM

Budget Unit: 90034C

HB Section: 11.140

4. FINANCIAL HISTORY

	FY 2021 Actual	FY 2022 Actual	FY 2023 Actual	FY 2024 Current Yr.
Appropriation (All Funds)	0	0	2,693,677	2,681,367
Less Reverted (All Funds)	0	0	(13,616)	(13,616)
Less Restricted (All Funds)*	0	0	0	0
Budget Authority (All Funds)	0	0	2,680,061	2,667,751
Actual Expenditures (All Funds)	0	0	2,680,061	N/A
Unexpended (All Funds)	0	0	0	N/A
Unexpended, by Fund:				
General Revenue	0	0	0	N/A
Federal	0	0	0	N/A
Other	0	0	0	N/A
	(1)	(1)	(2)	(3)



*Current Year restricted amount is as of September 1, 2023.
 Reverted includes the statutory three-percent reserve (when applicable).
 Restricted includes any Governor's Expenditure Restriction (when applicable).

- NOTES:**
- (1)** FY 2021 & FY 2022 were previously combined in the MEDES Core.
 - (2)** FY 2023 - The MEDES ECM core of \$2,693,677 (\$453,867 GR; \$2,239,810 FF) was broken out into a separate core. There was a core increase in MEDES ECM of \$193,677 (\$53,867 GR; \$139,810 FF) for the implementation of machine learning technology.
 - (3)** FY 2024 - There was a core decrease \$12,310 FF for MEDES ECM.

CORE DECISION ITEM

Department: Social Services
 Division: Family Support
 Core: Missouri Eligibility and Enrollment System (MEDES) PMO

Budget Unit: 90035C
 HB Section: 11.140

1. CORE FINANCIAL SUMMARY

	FY 2025 Budget Request			
	GR	Federal	Other	Total
PS	0	0	0	0
EE	1,572,161	2,280,023	0	3,852,184
PSD	0	0	0	0
TRF	0	0	0	0
Total	1,572,161	2,280,023	0	3,852,184
FTE	0.00	0.00	0.00	0.00

	FY 2025 Governor's Recommendation			
	GR	Federal	Other	Total
PS	0	0	0	0
EE	0	0	0	0
PSD	0	0	0	0
TRF	0	0	0	0
Total	0	0	0	0
FTE	0.00	0.00	0.00	0.00

Est. Fringe	0	0	0	0
--------------------	---	---	---	---

Note: Fringes budgeted in House Bill 5 except for certain fringes budgeted directly to MoDOT, Highway Patrol, and Conservation.

Est. Fringe	0	0	0	0
--------------------	---	---	---	---

Note: Fringes budgeted in House Bill 5 except for certain fringes budgeted directly to MoDOT, Highway Patrol, and Conservation.

Other Funds: N/A

Other Funds: N/A

2. CORE DESCRIPTION

The Missouri Eligibility Determination and Enrollment System (MEDES) project encompasses the design, development, and implementation of a federally certified system for the MO HealthNet, Supplemental Nutrition Assistance Program (SNAP), Temporary Assistance for Needy Families (TANF), and Child Care Assistance programs. Department of Social Services (DSS) has also implemented an Enterprise Content Management (ECM) system for integrating document imaging of case records with the MEDES system. The MEDES and ECM will allow the Family Support Division to streamline workflows and business processes to improve program performance and efficiencies.

This core funds the contract for Project Management Office (PMO) services.

3. PROGRAM LISTING (list programs included in this core funding)

MEDES PMO

CORE DECISION ITEM

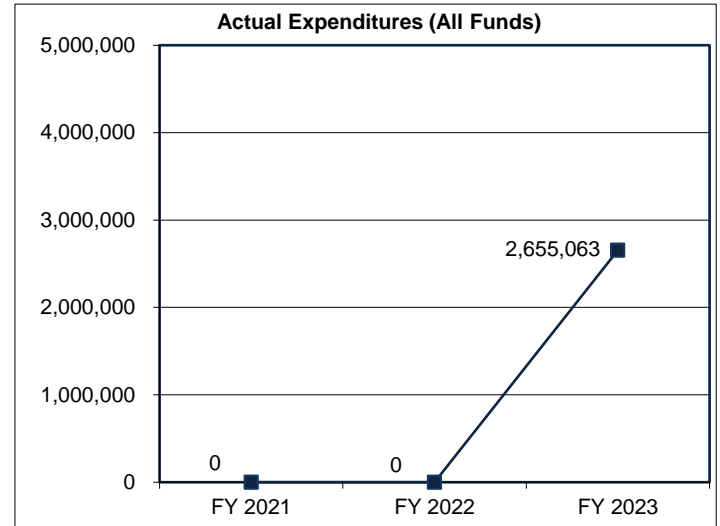
Department: Social Services
Division: Family Support
Core: Missouri Eligibility and Enrollment System (MEDES) PMO

Budget Unit: 90035C

HB Section: 11.140

4. FINANCIAL HISTORY

	FY 2021 Actual	FY 2022 Actual	FY 2023 Actual	FY 2024 Current Yr.
Appropriation (All Funds)	0	0	2,676,480	2,676,480
Less Reverted (All Funds)	0	0	(21,417)	(21,417)
Less Restricted (All Funds)*	0	0	0	0
Budget Authority (All Funds)	0	0	2,655,063	2,655,063
Actual Expenditures (All Funds)	0	0	2,655,063	N/A
Unexpended (All Funds)	0	0	0	N/A
Unexpended, by Fund:				
General Revenue	0	0	0	N/A
Federal	0	0	0	N/A
Other	0	0	0	N/A
	(1)	(1)	(2)	



*Current Year restricted amount is as of September 1, 2023.
 Reverted includes the statutory three-percent reserve (when applicable).
 Restricted includes any Governor's Expenditure Restriction (when applicable).

NOTES:

- (1)** FY 2021 & FY 2022 were previously combined in the MEDES Core.
- (2)** FY 2023 - The MEDES PMO core of \$2,676,480 (\$713,897 GR; \$1,962,583 FF) was broken out into a separate core.

CORE DECISION ITEM

Department: Social Services
 Division: Family Support
 Core: Missouri Eligibility and Enrollment System (MEDES) Child Care

Budget Unit: 90036C
 HB Section: 11.140

1. CORE FINANCIAL SUMMARY

	FY 2025 Budget Request			
	GR	Federal	Other	Total
PS	0	0	0	0
EE	0	0	0	0
PSD	0	200,000	0	200,000
TRF	0	0	0	0
Total	0	200,000	0	200,000
FTE	0.00	0.00	0.00	0.00

	FY 2025 Governor's Recommendation			
	GR	Federal	Other	Total
PS	0	0	0	0
EE	0	0	0	0
PSD	0	0	0	0
TRF	0	0	0	0
Total	0	0	0	0
FTE	0.00	0.00	0.00	0.00

Est. Fringe	0	0	0	0
--------------------	---	---	---	---

Note: Fringes budgeted in House Bill 5 except for certain fringes budgeted directly to MoDOT, Highway Patrol, and Conservation.

Est. Fringe	0	0	0	0
--------------------	---	---	---	---

Note: Fringes budgeted in House Bill 5 except for certain fringes budgeted directly to MoDOT, Highway Patrol, and Conservation.

Other Funds: N/A

Other Funds: N/A

2. CORE DESCRIPTION

The Missouri Eligibility Determination and Enrollment System (MEDES) project encompasses the design, development, and implementation of a federally certified system for the MO HealthNet, Supplemental Nutrition Assistance Program (SNAP), Temporary Assistance for Needy Families (TANF), and Child Care Assistance programs. Department of Social Services (DSS) has also implemented an Enterprise Content Management (ECM) system for integrating document imaging of case records with the MEDES system. The MEDES and ECM will allow the Family Support Division to streamline workflows and business processes to improve program performance and efficiencies.

This core funds the implementation and maintenance and operations of the Child Care Program into the MEDES system.

3. PROGRAM LISTING (list programs included in this core funding)

MEDES Child Care

CORE DECISION ITEM

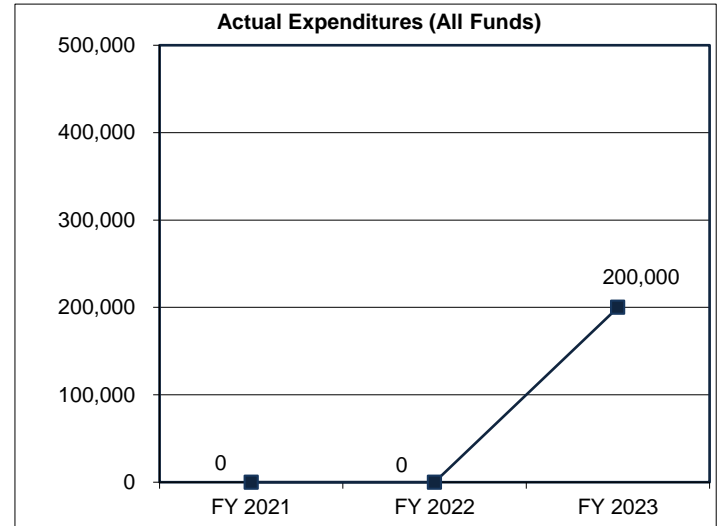
Department: Social Services
Division: Family Support
Core: Missouri Eligibility and Enrollment System (MEDES) Child Care

Budget Unit: 90036C

HB Section: 11.140

4. FINANCIAL HISTORY

	FY 2021 Actual	FY 2022 Actual	FY 2023 Actual	FY 2024 Current Yr.
Appropriation (All Funds)	0	0	200,000	200,000
Less Reverted (All Funds)	0	0	0	0
Less Restricted (All Funds)*	0	0	0	0
Budget Authority (All Funds)	0	0	200,000	200,000
Actual Expenditures (All Funds)	0	0	200,000	N/A
Unexpended (All Funds)	0	0	0	N/A
Unexpended, by Fund:				
General Revenue	0	0	0	N/A
Federal	0	0	0	N/A
Other	0	0	0	N/A
	(1)	(1)	(2)	



*Current Year restricted amount is as of September 1, 2023.
 Reverted includes the statutory three-percent reserve (when applicable).
 Restricted includes any Governor's Expenditure Restriction (when applicable).

NOTES:

- (1)** FY 2021 & FY 2022 were previously combined in the MEDES Core.
- (2)** FY 2023 - The MEDES Child Care core of \$200,000 FF was broken out into a separate core.

CORE DECISION ITEM

Department: Social Services
 Division: Family Support
 Core: Missouri Eligibility and Enrollment System (MEDES) TANF

Budget Unit: 90037C
 HB Section: 11.140

1. CORE FINANCIAL SUMMARY

	FY 2025 Budget Request			
	GR	Federal	Other	Total
PS	0	0	0	0
EE	0	0	0	0
PSD	0	200,000	0	200,000
TRF	0	0	0	0
Total	0	200,000	0	200,000
FTE	0.00	0.00	0.00	0.00

	FY 2025 Governor's Recommendation			
	GR	Federal	Other	Total
PS	0	0	0	0
EE	0	0	0	0
PSD	0	0	0	0
TRF	0	0	0	0
Total	0	0	0	0
FTE	0.00	0.00	0.00	0.00

Est. Fringe	0	0	0	0
--------------------	---	---	---	---

Note: Fringes budgeted in House Bill 5 except for certain fringes budgeted directly to MoDOT, Highway Patrol, and Conservation.

Est. Fringe	0	0	0	0
--------------------	---	---	---	---

Note: Fringes budgeted in House Bill 5 except for certain fringes budgeted directly to MoDOT, Highway Patrol, and Conservation.

Other Funds: N/A

Other Funds: N/A

2. CORE DESCRIPTION

The Missouri Eligibility Determination and Enrollment System (MEDES) project encompasses the design, development, and implementation of a federally certified system for the MO HealthNet, Supplemental Nutrition Assistance Program (SNAP), Temporary Assistance for Needy Families (TANF), and Child Care Assistance programs. Department of Social Services (DSS) has also implemented an Enterprise Content Management (ECM) system for integrating document imaging of case records with the MEDES system. The MEDES and ECM will allow the Family Support Division to streamline workflows and business processes to improve program performance and efficiencies.

This core funds the implementation, maintenance, and operations of the TANF Program into the MEDES system.

3. PROGRAM LISTING (list programs included in this core funding)

MEDES TANF

CORE DECISION ITEM

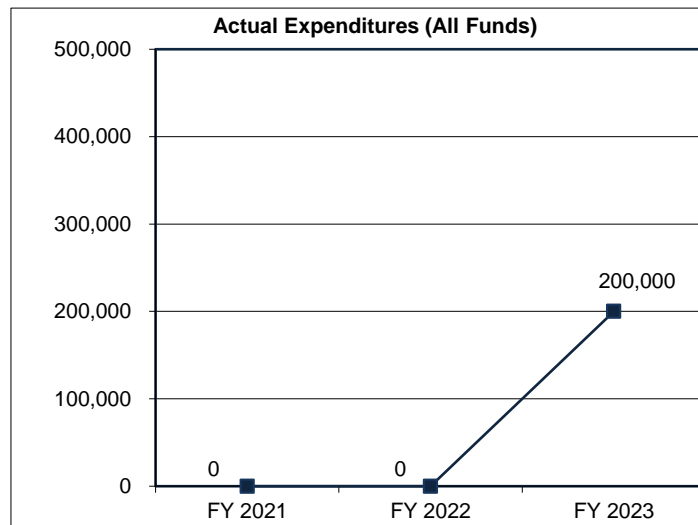
Department: Social Services
Division: Family Support
Core: Missouri Eligibility and Enrollment System (MEDES) TANF

Budget Unit: 90037C

HB Section: 11.140

4. FINANCIAL HISTORY

	FY 2021 Actual	FY 2022 Actual	FY 2023 Actual	FY 2024 Current Yr.
Appropriation (All Funds)	0	0	200,000	200,000
Less Reverted (All Funds)	0	0	0	0
Less Restricted (All Funds)*	0	0	0	0
Budget Authority (All Funds)	0	0	200,000	200,000
Actual Expenditures (All Funds)	0	0	200,000	N/A
Unexpended (All Funds)	0	0	0	N/A
Unexpended, by Fund:				
General Revenue	0	0	0	N/A
Federal	0	0	0	N/A
Other	0	0	0	N/A
	(1)	(1)	(2)	



*Current Year restricted amount is as of September 1, 2023.
 Reverted includes the statutory three-percent reserve (when applicable).
 Restricted includes any Governor's Expenditure Restriction (when applicable).

NOTES:

- (1)** FY 2021 & FY 2022 were previously combined in the MEDES Core.
- (2)** FY 2023 - The MEDES TANF core of \$200,000 FF was broken out into a separate core.

CORE DECISION ITEM

Department: Social Services

Budget Unit: 90039C

Division: Family Support

Core: Missouri Eligibility and Enrollment System (MEDES) MAGI PHE

HB Section: 11.140

1. CORE FINANCIAL SUMMARY

	FY 2025 Budget Request			
	GR	Federal	Other	Total
PS	0	0	0	0
EE	0	0	0	0
PSD	0	0	0	0
TRF	0	0	0	0
Total	0	0	0	0
FTE	0.00	0.00	0.00	0.00

	FY 2025 Governor's Recommendation			
	GR	Federal	Other	Total
PS	0	0	0	0
EE	0	0	0	0
PSD	0	0	0	0
TRF	0	0	0	0
Total	0	0	0	0
FTE	0.00	0.00	0.00	0.00

Est. Fringe	0	0	0	0
--------------------	---	---	---	---

Note: Fringes budgeted in House Bill 5 except for certain fringes budgeted directly to MoDOT, Highway Patrol, and Conservation.

Est. Fringe	0	0	0	0
--------------------	---	---	---	---

Note: Fringes budgeted in House Bill 5 except for certain fringes budgeted directly to MoDOT, Highway Patrol, and Conservation.

Other Funds: N/A

Other Funds: N/A

2. CORE DESCRIPTION

The Missouri Eligibility Determination and Enrollment System (MEDES) project encompasses the design, development, and implementation of a federally certified system for the MO HealthNet, Supplemental Nutrition Assistance Program (SNAP), Temporary Assistance for Needy Families (TANF), and Child Care Assistance programs. Department of Social Services (DSS) has also implemented an Enterprise Content Management (ECM) system for integrating document imaging of case records with the MEDES system. The MEDES and ECM will allow the Family Support Division to streamline workflows and business processes to improve program performance and efficiencies.

This core funds system cost associated with Public Health Emergency (PHE) unwind.

PHE was funded as a one-time appropriation in FY 2023 and FY 2024.

3. PROGRAM LISTING (list programs included in this core funding)

MEDES MAGI PHE

CORE DECISION ITEM

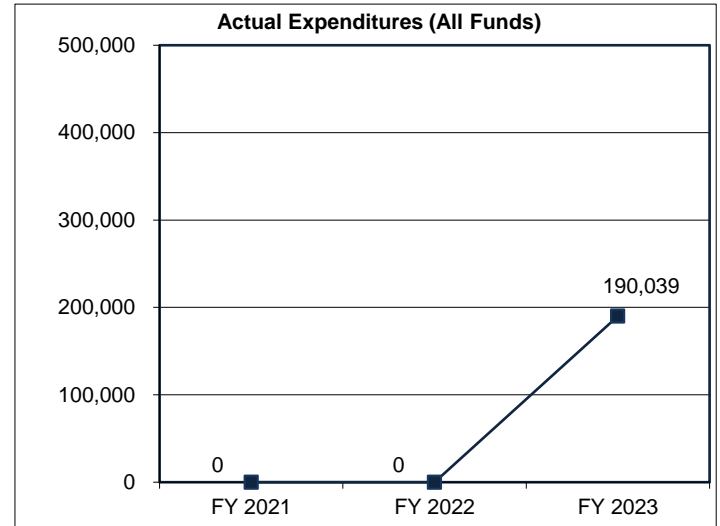
Department: Social Services
Division: Family Support
Core: Missouri Eligibility and Enrollment System (MEDES) MAGI PHE

Budget Unit: 90039C

HB Section: 11.140

4. FINANCIAL HISTORY

	FY 2021 Actual	FY 2022 Actual	FY 2023 Actual	FY 2024 Current Yr.
Appropriation (All Funds)	0	0	191,475	191,475
Less Reverted (All Funds)	0	0	(1,436)	(1,436)
Less Restricted (All Funds)*	0	0	0	0
Budget Authority (All Funds)	0	0	190,039	190,039
Actual Expenditures (All Funds)	0	0	190,039	N/A
Unexpended (All Funds)	0	0	0	N/A
Unexpended, by Fund:				
General Revenue	0	0	0	N/A
Federal	0	0	0	N/A
Other	0	0	0	N/A
		(1)	(2)	



*Current Year restricted amount is as of September 1, 2023.
 Reverted includes the statutory three-percent reserve (when applicable).
 Restricted includes any Governor's Expenditure Restriction (when applicable).

NOTES:

- (1)** FY 2022 was previously combined in the MEDES Core.
- (2)** The MEDES MAGI PHE core of \$191,475 (\$47,869 GR; \$143,606 FF) was broken out into a separate core.

CORE RECONCILIATION DETAIL

**DEPARTMENT OF SOCIAL SERVICES
MEDES MAGI**

5. CORE RECONCILIATION DETAIL

		Budget Class	FTE	GR	Federal	Other	Total	Explanation
TAFP AFTER VETOES								
		EE	0.00	2,537,351	30,510,128	1,000,000	34,047,479	
		Total	0.00	2,537,351	30,510,128	1,000,000	34,047,479	
DEPARTMENT CORE ADJUSTMENTS								
Core Reallocation	834 6478	EE	0.00	0	(317,440)	0	(317,440)	Core reallocation to MEDES PMO for on-going costs.
Core Reallocation	834 6467	EE	0.00	(858,264)	0	0	(858,264)	Core reallocation to MEDES PMO for on-going costs.
		NET DEPARTMENT CHANGES	0.00	(858,264)	(317,440)	0	(1,175,704)	
DEPARTMENT CORE REQUEST								
		EE	0.00	1,679,087	30,192,688	1,000,000	32,871,775	
		Total	0.00	1,679,087	30,192,688	1,000,000	32,871,775	
GOVERNOR'S RECOMMENDED CORE								
		EE	0.00	1,679,087	30,192,688	1,000,000	32,871,775	
		Total	0.00	1,679,087	30,192,688	1,000,000	32,871,775	

CORE RECONCILIATION DETAIL

**DEPARTMENT OF SOCIAL SERVICES
MEDES SNAP**

5. CORE RECONCILIATION DETAIL

	Budget Class	FTE	GR	Federal	Other	Total	Explanation
TAFP AFTER VETOES							
	EE	0.00	2,688,120	15,844,516	0	18,532,636	
	Total	0.00	2,688,120	15,844,516	0	18,532,636	
DEPARTMENT CORE REQUEST							
	EE	0.00	2,688,120	15,844,516	0	18,532,636	
	Total	0.00	2,688,120	15,844,516	0	18,532,636	
GOVERNOR'S RECOMMENDED CORE							
	EE	0.00	2,688,120	15,844,516	0	18,532,636	
	Total	0.00	2,688,120	15,844,516	0	18,532,636	

CORE RECONCILIATION DETAIL

**DEPARTMENT OF SOCIAL SERVICES
MEDES IV&V**

5. CORE RECONCILIATION DETAIL

	Budget Class	FTE	GR	Federal	Other	Total	Explanation
TAFP AFTER VETOES	EE	0.00	352,983	970,537	0	1,323,520	
	Total	0.00	352,983	970,537	0	1,323,520	
DEPARTMENT CORE REQUEST	EE	0.00	352,983	970,537	0	1,323,520	
	Total	0.00	352,983	970,537	0	1,323,520	
GOVERNOR'S RECOMMENDED CORE	EE	0.00	352,983	970,537	0	1,323,520	
	Total	0.00	352,983	970,537	0	1,323,520	

CORE RECONCILIATION DETAIL

**DEPARTMENT OF SOCIAL SERVICES
MEDES ECM**

5. CORE RECONCILIATION DETAIL

	Budget Class	FTE	GR	Federal	Other	Total	Explanation
TAFP AFTER VETOES							
	EE	0.00	453,867	2,227,500	0	2,681,367	
	Total	0.00	453,867	2,227,500	0	2,681,367	
DEPARTMENT CORE REQUEST							
	EE	0.00	453,867	2,227,500	0	2,681,367	
	Total	0.00	453,867	2,227,500	0	2,681,367	
GOVERNOR'S RECOMMENDED CORE							
	EE	0.00	453,867	2,227,500	0	2,681,367	
	Total	0.00	453,867	2,227,500	0	2,681,367	

CORE RECONCILIATION DETAIL

**DEPARTMENT OF SOCIAL SERVICES
MEDES PMO**

5. CORE RECONCILIATION DETAIL

		Budget Class	FTE	GR	Federal	Other	Total	Explanation
TAFP AFTER VETOES								
		EE	0.00	713,897	1,962,583	0	2,676,480	
		Total	0.00	713,897	1,962,583	0	2,676,480	
DEPARTMENT CORE ADJUSTMENTS								
Core Reallocation	835 6563	EE	0.00	0	317,440	0	317,440	Core reallocation from MEDES MAGI for on-going costs.
Core Reallocation	835 6562	EE	0.00	858,264	0	0	858,264	Core reallocation from MEDES MAGI for on-going costs.
		NET DEPARTMENT CHANGES	0.00	858,264	317,440	0	1,175,704	
DEPARTMENT CORE REQUEST								
		EE	0.00	1,572,161	2,280,023	0	3,852,184	
		Total	0.00	1,572,161	2,280,023	0	3,852,184	
GOVERNOR'S RECOMMENDED CORE								
		EE	0.00	1,572,161	2,280,023	0	3,852,184	
		Total	0.00	1,572,161	2,280,023	0	3,852,184	

CORE RECONCILIATION DETAIL

**DEPARTMENT OF SOCIAL SERVICES
MEDES CHILD CARE**

5. CORE RECONCILIATION DETAIL

	Budget Class	FTE	GR	Federal	Other	Total	Explanation
TAFP AFTER VETOES	PD	0.00	0	200,000	0	200,000	
	Total	0.00	0	200,000	0	200,000	
DEPARTMENT CORE REQUEST	PD	0.00	0	200,000	0	200,000	
	Total	0.00	0	200,000	0	200,000	
GOVERNOR'S RECOMMENDED CORE	PD	0.00	0	200,000	0	200,000	
	Total	0.00	0	200,000	0	200,000	

CORE RECONCILIATION DETAIL

**DEPARTMENT OF SOCIAL SERVICES
MEDES TANF**

5. CORE RECONCILIATION DETAIL

	Budget Class	FTE	GR	Federal	Other	Total	Explanation
TAFP AFTER VETOES							
	PD	0.00	0	200,000	0	200,000	
	Total	0.00	0	200,000	0	200,000	
DEPARTMENT CORE REQUEST							
	PD	0.00	0	200,000	0	200,000	
	Total	0.00	0	200,000	0	200,000	
GOVERNOR'S RECOMMENDED CORE							
	PD	0.00	0	200,000	0	200,000	
	Total	0.00	0	200,000	0	200,000	

CORE RECONCILIATION DETAIL

**DEPARTMENT OF SOCIAL SERVICES
MEDES MAGI PHE**

5. CORE RECONCILIATION DETAIL

				Budget Class	FTE	GR	Federal	Other	Total	Explanation	
TAFP AFTER VETOES											
				EE	0.00	47,869	143,606	0	191,475		
				Total	0.00	47,869	143,606	0	191,475		
DEPARTMENT CORE ADJUSTMENTS											
1x Expenditures	211	1022	EE	0.00	(47,869)	0	0	(47,869)		Core reduction of one-time funding.	
1x Expenditures	211	1021	EE	0.00	0	(143,606)	0	(143,606)		Core reduction of one-time funding.	
NET DEPARTMENT CHANGES				0.00	(47,869)	(143,606)	0	(191,475)			
DEPARTMENT CORE REQUEST											
				EE	0.00	0	0	0	0		
				Total	0.00	0	0	0	0		
GOVERNOR'S RECOMMENDED CORE											
				EE	0.00	0	0	0	0		
				Total	0.00	0	0	0	0		

DECISION ITEM SUMMARY

Budget Unit									
Decision Item	FY 2023	FY 2023	FY 2024	FY 2024	FY 2025	FY 2025	*****	*****	
Budget Object Summary	ACTUAL	ACTUAL	BUDGET	BUDGET	DEPT REQ	DEPT REQ	SECURED	SECURED	
Fund	DOLLAR	FTE	DOLLAR	FTE	DOLLAR	FTE	COLUMN	COLUMN	
MEDES MAGI									
CORE									
EXPENSE & EQUIPMENT									
GENERAL REVENUE	2,223,619	0.00	2,537,351	0.00	1,679,087	0.00	0	0.00	
TEMP ASSIST NEEDY FAM FEDERAL	1,299,999	0.00	1,300,000	0.00	1,300,000	0.00	0	0.00	
DEPT OF SOC SERV FEDERAL & OTH	15,649,333	0.00	28,710,128	0.00	28,392,688	0.00	0	0.00	
FMAP ENHANCEMENT - EXPANSION	0	0.00	500,000	0.00	500,000	0.00	0	0.00	
HEALTH INITIATIVES	970,000	0.00	1,000,000	0.00	1,000,000	0.00	0	0.00	
TOTAL - EE	20,142,951	0.00	34,047,479	0.00	32,871,775	0.00	0	0.00	
PROGRAM-SPECIFIC									
GENERAL REVENUE	234,176	0.00	0	0.00	0	0.00	0	0.00	
DEPT OF SOC SERV FEDERAL & OTH	702,527	0.00	0	0.00	0	0.00	0	0.00	
TOTAL - PD	936,703	0.00	0	0.00	0	0.00	0	0.00	
TOTAL	21,079,654	0.00	34,047,479	0.00	32,871,775	0.00	0	0.00	
GRAND TOTAL	\$21,079,654	0.00	\$34,047,479	0.00	\$32,871,775	0.00	\$0	0.00	

DECISION ITEM SUMMARY

Budget Unit								
Decision Item	FY 2023	FY 2023	FY 2024	FY 2024	FY 2025	FY 2025	*****	*****
Budget Object Summary	ACTUAL	ACTUAL	BUDGET	BUDGET	DEPT REQ	DEPT REQ	SECURED	SECURED
Fund	DOLLAR	FTE	DOLLAR	FTE	DOLLAR	FTE	COLUMN	COLUMN
MEDES SNAP								
CORE								
EXPENSE & EQUIPMENT								
GENERAL REVENUE	2,607,476	0.00	2,688,120	0.00	2,688,120	0.00	0	0.00
TEMP ASSIST NEEDY FAM FEDERAL	2,251,269	0.00	2,000,000	0.00	2,000,000	0.00	0	0.00
DEPT OF SOC SERV FEDERAL & OTH	4,858,757	0.00	13,844,516	0.00	13,844,516	0.00	0	0.00
TOTAL - EE	9,717,502	0.00	18,532,636	0.00	18,532,636	0.00	0	0.00
TOTAL	9,717,502	0.00	18,532,636	0.00	18,532,636	0.00	0	0.00
GRAND TOTAL	\$9,717,502	0.00	\$18,532,636	0.00	\$18,532,636	0.00	\$0	0.00

DECISION ITEM SUMMARY

Budget Unit									
Decision Item	FY 2023	FY 2023	FY 2024	FY 2024	FY 2025	FY 2025	*****	*****	
Budget Object Summary	ACTUAL	ACTUAL	BUDGET	BUDGET	DEPT REQ	DEPT REQ	SECURED	SECURED	
Fund	DOLLAR	FTE	DOLLAR	FTE	DOLLAR	FTE	COLUMN	COLUMN	
MEDES IV&V									
CORE									
EXPENSE & EQUIPMENT									
GENERAL REVENUE	342,394	0.00	352,983	0.00	352,983	0.00	0	0.00	
DEPT OF SOC SERV FEDERAL & OTH	931,164	0.00	970,537	0.00	970,537	0.00	0	0.00	
TOTAL - EE	<u>1,273,558</u>	<u>0.00</u>	<u>1,323,520</u>	<u>0.00</u>	<u>1,323,520</u>	<u>0.00</u>	<u>0</u>	<u>0.00</u>	
TOTAL	1,273,558	0.00	1,323,520	0.00	1,323,520	0.00	0	0.00	
GRAND TOTAL	\$1,273,558	0.00	\$1,323,520	0.00	\$1,323,520	0.00	\$0	0.00	

DECISION ITEM SUMMARY

Budget Unit									
Decision Item	FY 2023	FY 2023	FY 2024	FY 2024	FY 2025	FY 2025	*****	*****	
Budget Object Summary	ACTUAL	ACTUAL	BUDGET	BUDGET	DEPT REQ	DEPT REQ	SECURED	SECURED	
Fund	DOLLAR	FTE	DOLLAR	FTE	DOLLAR	FTE	COLUMN	COLUMN	
MEDES ECM									
CORE									
EXPENSE & EQUIPMENT									
GENERAL REVENUE	440,251	0.00	453,867	0.00	453,867	0.00	0	0.00	
DEPT OF SOC SERV FEDERAL & OTH	2,239,810	0.00	2,227,500	0.00	2,227,500	0.00	0	0.00	
TOTAL - EE	2,680,061	0.00	2,681,367	0.00	2,681,367	0.00	0	0.00	
TOTAL	2,680,061	0.00	2,681,367	0.00	2,681,367	0.00	0	0.00	
MEDES ECM (MEDES Core) - 1886023									
EXPENSE & EQUIPMENT									
GENERAL REVENUE	0	0.00	0	0.00	534,754	0.00	0	0.00	
DEPT OF SOC SERV FEDERAL & OTH	0	0.00	0	0.00	627,755	0.00	0	0.00	
TOTAL - EE	0	0.00	0	0.00	1,162,509	0.00	0	0.00	
TOTAL	0	0.00	0	0.00	1,162,509	0.00	0	0.00	
GRAND TOTAL	\$2,680,061	0.00	\$2,681,367	0.00	\$3,843,876	0.00	\$0	0.00	

DECISION ITEM SUMMARY

Budget Unit									
Decision Item	FY 2023	FY 2023	FY 2024	FY 2024	FY 2025	FY 2025	*****	*****	
Budget Object Summary	ACTUAL	ACTUAL	BUDGET	BUDGET	DEPT REQ	DEPT REQ	SECURED	SECURED	
Fund	DOLLAR	FTE	DOLLAR	FTE	DOLLAR	FTE	COLUMN	COLUMN	
MEDES PMO									
CORE									
EXPENSE & EQUIPMENT									
GENERAL REVENUE	692,480	0.00	713,897	0.00	1,572,161	0.00	0	0.00	
DEPT OF SOC SERV FEDERAL & OTH	1,962,583	0.00	1,962,583	0.00	2,280,023	0.00	0	0.00	
TOTAL - EE	2,655,063	0.00	2,676,480	0.00	3,852,184	0.00	0	0.00	
TOTAL	2,655,063	0.00	2,676,480	0.00	3,852,184	0.00	0	0.00	
GRAND TOTAL	\$2,655,063	0.00	\$2,676,480	0.00	\$3,852,184	0.00	\$0	0.00	

DECISION ITEM SUMMARY

Budget Unit									
Decision Item	FY 2023	FY 2023	FY 2024	FY 2024	FY 2025	FY 2025	*****	*****	
Budget Object Summary	ACTUAL	ACTUAL	BUDGET	BUDGET	DEPT REQ	DEPT REQ	SECURED	SECURED	
Fund	DOLLAR	FTE	DOLLAR	FTE	DOLLAR	FTE	COLUMN	COLUMN	
MEDES CHILD CARE									
CORE									
EXPENSE & EQUIPMENT									
CHILD CARE AND DEVELOPMENT FED	200,000	0.00	0	0.00	0	0.00	0	0.00	
TOTAL - EE	200,000	0.00	0	0.00	0	0.00	0	0.00	
PROGRAM-SPECIFIC									
CHILD CARE AND DEVELOPMENT FED	0	0.00	200,000	0.00	200,000	0.00	0	0.00	
TOTAL - PD	0	0.00	200,000	0.00	200,000	0.00	0	0.00	
TOTAL	200,000	0.00	200,000	0.00	200,000	0.00	0	0.00	
GRAND TOTAL	\$200,000	0.00	\$200,000	0.00	\$200,000	0.00	\$0	0.00	

DECISION ITEM SUMMARY

Budget Unit									
Decision Item	FY 2023	FY 2023	FY 2024	FY 2024	FY 2025	FY 2025	*****	*****	
Budget Object Summary	ACTUAL	ACTUAL	BUDGET	BUDGET	DEPT REQ	DEPT REQ	SECURED	SECURED	
Fund	DOLLAR	FTE	DOLLAR	FTE	DOLLAR	FTE	COLUMN	COLUMN	
MEDES TANF									
CORE									
EXPENSE & EQUIPMENT									
TEMP ASSIST NEEDY FAM FEDERAL	200,000	0.00	0	0.00	0	0.00	0	0.00	
TOTAL - EE	200,000	0.00	0	0.00	0	0.00	0	0.00	
PROGRAM-SPECIFIC									
TEMP ASSIST NEEDY FAM FEDERAL	0	0.00	200,000	0.00	200,000	0.00	0	0.00	
TOTAL - PD	0	0.00	200,000	0.00	200,000	0.00	0	0.00	
TOTAL	200,000	0.00	200,000	0.00	200,000	0.00	0	0.00	
GRAND TOTAL	\$200,000	0.00	\$200,000	0.00	\$200,000	0.00	\$0	0.00	

DECISION ITEM SUMMARY

Budget Unit									
Decision Item	FY 2023	FY 2023	FY 2024	FY 2024	FY 2025	FY 2025	*****	*****	
Budget Object Summary	ACTUAL	ACTUAL	BUDGET	BUDGET	DEPT REQ	DEPT REQ	SECURED	SECURED	
Fund	DOLLAR	FTE	DOLLAR	FTE	DOLLAR	FTE	COLUMN	COLUMN	
MEDES MAGI PHE									
CORE									
EXPENSE & EQUIPMENT									
GENERAL REVENUE	46,433	0.00	47,869	0.00	0	0.00	0	0.00	
DEPT OF SOC SERV FEDERAL & OTH	143,606	0.00	143,606	0.00	0	0.00	0	0.00	
TOTAL - EE	190,039	0.00	191,475	0.00	0	0.00	0	0.00	
TOTAL	190,039	0.00	191,475	0.00	0	0.00	0	0.00	
PHE Eligibility Verification - 1886032									
EXPENSE & EQUIPMENT									
GENERAL REVENUE	0	0.00	0	0.00	47,869	0.00	0	0.00	
DEPT OF SOC SERV FEDERAL & OTH	0	0.00	0	0.00	143,606	0.00	0	0.00	
TOTAL - EE	0	0.00	0	0.00	191,475	0.00	0	0.00	
TOTAL	0	0.00	0	0.00	191,475	0.00	0	0.00	
GRAND TOTAL	\$190,039	0.00	\$191,475	0.00	\$191,475	0.00	\$0	0.00	

FLEXIBILITY REQUEST FORM

BUDGET UNIT NUMBER: Various	DEPARTMENT: Department of Social Services
BUDGET UNIT NAME: MEDES	
HOUSE BILL SECTION: 11.135	DIVISION: Family Support Division

1. Provide the amount by fund of personal service flexibility and the amount by fund of expense and equipment flexibility you are requesting in dollar and percentage terms and explain why the flexibility is needed. If flexibility is being requested among divisions, provide the amount by fund of flexibility you are requesting in dollar and percentage terms and explain why the flexibility is needed.

DEPARTMENT REQUEST

DSS is requesting 10% flexibility between appropriations within all subsections of HB 11.135 (MEDES) and HB section 11.140 (Eligibility Verification Services- EVS).

2. Estimate how much flexibility will be used for the budget year. How much flexibility was used in the Prior Year Budget and the Current Year Budget? Please specify the amount.

PRIOR YEAR ACTUAL AMOUNT OF FLEXIBILITY USED	CURRENT YEAR ESTIMATED AMOUNT OF FLEXIBILITY THAT WILL BE USED	BUDGET REQUEST ESTIMATED AMOUNT OF FLEXIBILITY THAT WILL BE USED
N/A	N/A	Up to 10% flexibility will be used.

3. Please explain how flexibility was used in the prior and/or current years.

PRIOR YEAR EXPLAIN ACTUAL USE	CURRENT YEAR EXPLAIN PLANNED USE
N/A	Flexibility will allow DSS to align appropriation authority for planned spending and unanticipated needs during the fiscal year and to ensure continued services without disrupting or delaying payments to vendors. Expenditures and need are based on future caseloads and federal requirements which can change quickly. This flexibility will allow FSD to respond to those changes and ensure eligibility and redeterminations are done timely.

DECISION ITEM DETAIL

Budget Unit	FY 2023	FY 2023	FY 2024	FY 2024	FY 2025	FY 2025	*****	*****
Decision Item	ACTUAL	ACTUAL	BUDGET	BUDGET	DEPT REQ	DEPT REQ	SECURED	SECURED
Budget Object Class	DOLLAR	FTE	DOLLAR	FTE	DOLLAR	FTE	COLUMN	COLUMN
MEDES MAGI								
CORE								
TRAVEL, IN-STATE	8,013	0.00	2,580	0.00	2,580	0.00	0	0.00
SUPPLIES	4,287	0.00	5,000	0.00	5,000	0.00	0	0.00
PROFESSIONAL DEVELOPMENT	329	0.00	0	0.00	0	0.00	0	0.00
COMMUNICATION SERV & SUPP	22,873	0.00	24,000	0.00	24,000	0.00	0	0.00
PROFESSIONAL SERVICES	17,297,578	0.00	31,225,899	0.00	30,050,195	0.00	0	0.00
M&R SERVICES	2,804,061	0.00	2,785,000	0.00	2,785,000	0.00	0	0.00
OTHER EQUIPMENT	5,810	0.00	5,000	0.00	5,000	0.00	0	0.00
TOTAL - EE	20,142,951	0.00	34,047,479	0.00	32,871,775	0.00	0	0.00
DEBT SERVICE	936,703	0.00	0	0.00	0	0.00	0	0.00
TOTAL - PD	936,703	0.00	0	0.00	0	0.00	0	0.00
GRAND TOTAL	\$21,079,654	0.00	\$34,047,479	0.00	\$32,871,775	0.00	\$0	0.00
GENERAL REVENUE	\$2,457,795	0.00	\$2,537,351	0.00	\$1,679,087	0.00		0.00
FEDERAL FUNDS	\$17,651,859	0.00	\$30,510,128	0.00	\$30,192,688	0.00		0.00
OTHER FUNDS	\$970,000	0.00	\$1,000,000	0.00	\$1,000,000	0.00		0.00

DECISION ITEM DETAIL

Budget Unit	FY 2023	FY 2023	FY 2024	FY 2024	FY 2025	FY 2025	*****	*****
Decision Item	ACTUAL	ACTUAL	BUDGET	BUDGET	DEPT REQ	DEPT REQ	SECURED	SECURED
Budget Object Class	DOLLAR	FTE	DOLLAR	FTE	DOLLAR	FTE	COLUMN	COLUMN
MEDES SNAP								
CORE								
PROFESSIONAL SERVICES	9,491,546	0.00	18,532,636	0.00	18,532,636	0.00	0	0.00
M&R SERVICES	225,956	0.00	0	0.00	0	0.00	0	0.00
TOTAL - EE	9,717,502	0.00	18,532,636	0.00	18,532,636	0.00	0	0.00
GRAND TOTAL	\$9,717,502	0.00	\$18,532,636	0.00	\$18,532,636	0.00	\$0	0.00
GENERAL REVENUE	\$2,607,476	0.00	\$2,688,120	0.00	\$2,688,120	0.00		0.00
FEDERAL FUNDS	\$7,110,026	0.00	\$15,844,516	0.00	\$15,844,516	0.00		0.00
OTHER FUNDS	\$0	0.00	\$0	0.00	\$0	0.00		0.00

DECISION ITEM DETAIL

Budget Unit	FY 2023	FY 2023	FY 2024	FY 2024	FY 2025	FY 2025	*****	*****
Decision Item	ACTUAL	ACTUAL	BUDGET	BUDGET	DEPT REQ	DEPT REQ	SECURED	SECURED
Budget Object Class	DOLLAR	FTE	DOLLAR	FTE	DOLLAR	FTE	COLUMN	COLUMN
MEDES IV&V								
CORE								
TRAVEL, IN-STATE	502	0.00	0	0.00	0	0.00	0	0.00
PROFESSIONAL SERVICES	1,273,056	0.00	1,323,520	0.00	1,323,520	0.00	0	0.00
TOTAL - EE	1,273,558	0.00	1,323,520	0.00	1,323,520	0.00	0	0.00
GRAND TOTAL	\$1,273,558	0.00	\$1,323,520	0.00	\$1,323,520	0.00	\$0	0.00
GENERAL REVENUE	\$342,394	0.00	\$352,983	0.00	\$352,983	0.00		0.00
FEDERAL FUNDS	\$931,164	0.00	\$970,537	0.00	\$970,537	0.00		0.00
OTHER FUNDS	\$0	0.00	\$0	0.00	\$0	0.00		0.00

DECISION ITEM DETAIL

Budget Unit	FY 2023	FY 2023	FY 2024	FY 2024	FY 2025	FY 2025	*****	*****
Decision Item	ACTUAL	ACTUAL	BUDGET	BUDGET	DEPT REQ	DEPT REQ	SECURED	SECURED
Budget Object Class	DOLLAR	FTE	DOLLAR	FTE	DOLLAR	FTE	COLUMN	COLUMN
MEDES ECM								
CORE								
PROFESSIONAL SERVICES	873,789	0.00	1,966,367	0.00	1,966,367	0.00	0	0.00
M&R SERVICES	1,806,272	0.00	715,000	0.00	715,000	0.00	0	0.00
TOTAL - EE	2,680,061	0.00	2,681,367	0.00	2,681,367	0.00	0	0.00
GRAND TOTAL	\$2,680,061	0.00	\$2,681,367	0.00	\$2,681,367	0.00	\$0	0.00
GENERAL REVENUE	\$440,251	0.00	\$453,867	0.00	\$453,867	0.00		0.00
FEDERAL FUNDS	\$2,239,810	0.00	\$2,227,500	0.00	\$2,227,500	0.00		0.00
OTHER FUNDS	\$0	0.00	\$0	0.00	\$0	0.00		0.00

DECISION ITEM DETAIL

Budget Unit	FY 2023	FY 2023	FY 2024	FY 2024	FY 2025	FY 2025	*****	*****
Decision Item	ACTUAL	ACTUAL	BUDGET	BUDGET	DEPT REQ	DEPT REQ	SECURED	SECURED
Budget Object Class	DOLLAR	FTE	DOLLAR	FTE	DOLLAR	FTE	COLUMN	COLUMN
MEDES PMO								
CORE								
PROFESSIONAL SERVICES	2,655,063	0.00	2,676,480	0.00	3,852,184	0.00	0	0.00
TOTAL - EE	2,655,063	0.00	2,676,480	0.00	3,852,184	0.00	0	0.00
GRAND TOTAL	\$2,655,063	0.00	\$2,676,480	0.00	\$3,852,184	0.00	\$0	0.00
GENERAL REVENUE	\$692,480	0.00	\$713,897	0.00	\$1,572,161	0.00		0.00
FEDERAL FUNDS	\$1,962,583	0.00	\$1,962,583	0.00	\$2,280,023	0.00		0.00
OTHER FUNDS	\$0	0.00	\$0	0.00	\$0	0.00		0.00

DECISION ITEM DETAIL

Budget Unit	FY 2023	FY 2023	FY 2024	FY 2024	FY 2025	FY 2025	*****	*****
Decision Item	ACTUAL	ACTUAL	BUDGET	BUDGET	DEPT REQ	DEPT REQ	SECURED	SECURED
Budget Object Class	DOLLAR	FTE	DOLLAR	FTE	DOLLAR	FTE	COLUMN	COLUMN
MEDES CHILD CARE								
CORE								
M&R SERVICES	200,000	0.00	0	0.00	0	0.00	0	0.00
TOTAL - EE	200,000	0.00	0	0.00	0	0.00	0	0.00
PROGRAM DISTRIBUTIONS	0	0.00	200,000	0.00	200,000	0.00	0	0.00
TOTAL - PD	0	0.00	200,000	0.00	200,000	0.00	0	0.00
GRAND TOTAL	\$200,000	0.00	\$200,000	0.00	\$200,000	0.00	\$0	0.00
GENERAL REVENUE	\$0	0.00	\$0	0.00	\$0	0.00		0.00
FEDERAL FUNDS	\$200,000	0.00	\$200,000	0.00	\$200,000	0.00		0.00
OTHER FUNDS	\$0	0.00	\$0	0.00	\$0	0.00		0.00

DECISION ITEM DETAIL

Budget Unit	FY 2023	FY 2023	FY 2024	FY 2024	FY 2025	FY 2025	*****	*****
Decision Item	ACTUAL	ACTUAL	BUDGET	BUDGET	DEPT REQ	DEPT REQ	SECURED	SECURED
Budget Object Class	DOLLAR	FTE	DOLLAR	FTE	DOLLAR	FTE	COLUMN	COLUMN
MEDES TANF								
CORE								
M&R SERVICES	200,000	0.00	0	0.00	0	0.00	0	0.00
TOTAL - EE	200,000	0.00	0	0.00	0	0.00	0	0.00
PROGRAM DISTRIBUTIONS	0	0.00	200,000	0.00	200,000	0.00	0	0.00
TOTAL - PD	0	0.00	200,000	0.00	200,000	0.00	0	0.00
GRAND TOTAL	\$200,000	0.00	\$200,000	0.00	\$200,000	0.00	\$0	0.00
GENERAL REVENUE	\$0	0.00	\$0	0.00	\$0	0.00		0.00
FEDERAL FUNDS	\$200,000	0.00	\$200,000	0.00	\$200,000	0.00		0.00
OTHER FUNDS	\$0	0.00	\$0	0.00	\$0	0.00		0.00

DECISION ITEM DETAIL

Budget Unit	FY 2023	FY 2023	FY 2024	FY 2024	FY 2025	FY 2025	*****	*****
Decision Item	ACTUAL	ACTUAL	BUDGET	BUDGET	DEPT REQ	DEPT REQ	SECURED	SECURED
Budget Object Class	DOLLAR	FTE	DOLLAR	FTE	DOLLAR	FTE	COLUMN	COLUMN
MEDES MAGI PHE								
CORE								
PROFESSIONAL SERVICES	190,039	0.00	191,475	0.00	0	0.00	0	0.00
TOTAL - EE	190,039	0.00	191,475	0.00	0	0.00	0	0.00
GRAND TOTAL	\$190,039	0.00	\$191,475	0.00	\$0	0.00	\$0	0.00
GENERAL REVENUE	\$46,433	0.00	\$47,869	0.00	\$0	0.00		0.00
FEDERAL FUNDS	\$143,606	0.00	\$143,606	0.00	\$0	0.00		0.00
OTHER FUNDS	\$0	0.00	\$0	0.00	\$0	0.00		0.00

PROGRAM DESCRIPTION

Department: Social Services

HB Section(s): 11.140

Program Name: Missouri Eligibility and Enrollment System (MEDES)

Program is found in the following core budget(s): MEDES

1a. What strategic priority does this program address?

Improve delivery of support services for Missouri families

1b. What does this program do?

The Department of Social Services (DSS), Family Support Division (FSD) is responsible for designing, developing, and implementing a federally certified system, the Missouri Eligibility Determination and Enrollment System (MEDES) for the MO HealthNet, Supplemental Nutrition Assistance Program (SNAP), Temporary Assistance for Needy Families (TANF), and Child Care Assistance programs. The MEDES project will bring a modern case management system to the state, and will replace the state's outdated green screen system (developed over twenty years ago). MEDES utilizes a modern user-interface to allow for more efficient processing of applications and a modular design to allow for customized functionality and program rules.

FSD MEDES Core is line-itemed into individual appropriations as follows:

MAGI E&E:

Project I of MEDES focused on MO HealthNet programs for families and was completed October 31, 2018. Project I allows the FSD team to make determinations for Family MO HealthNet based on the Modified Adjusted Gross Income (MAGI) standards. Family MO HealthNet applicants can create web-based user accounts and apply for benefits online through myDSS.mo.gov. The system automatically processes inbound and outbound account transfers for the federally facilitated marketplace.

SNAP E&E:

MEDES Project II will include the implementation of functionality for SNAP, TANF, and Child Care Programs. The state did not award the Request for Proposal (RFP) for SNAP that was released October 2017. The state re-released the RFP in May 2020. The SNAP contract was awarded in May 2021. The required USDA Food and Nutrition Service (FNS) approval of the selected vendor was received September 2021. The development of SNAP into MEDES began November 2021 and is expected to be completed in the summer of 2024. The selected vendor provides system integration services and is implementing a state hosted Cúram solution for SNAP eligibility determination and management that fully integrates and interfaces with the existing Cúram Social Program Management Platform Analytics (SPMP) used for MAGI Medicaid in MEDES.

MEDES TANF:

The state has not yet begun work on developing an RFP for this part of Project II.

MEDES Child Care:

The state has not yet begun work on developing an RFP for this part of Project II.

IV&V E&E:

Missouri has contracted for Independent Validation and Verification (IV&V) services with BerryDunn. The IV&V Contractor evaluates and makes recommendations and provides comments about the state artifacts that are required for milestone reviews. The project artifacts are evaluated for completeness, accuracy, timeliness, alignment with project needs, conformance with generally-accepted project management and quality standards, and consistency with artifact templates provided by Center for Medicare and Medicaid Services (CMS).

PROGRAM DESCRIPTION

Department: Social Services

HB Section(s): 11.140

Program Name: Missouri Eligibility and Enrollment System (MEDES)

Program is found in the following core budget(s): MEDES

ECM E&E:

FSD has also implemented an Enterprise Content Management (ECM) system for all programs administered by Income Maintenance (IM). The MEDES ECM allows for a standardized and statewide process for document intake. FSD will continue to utilize the ECM to streamline workflows and business processes while improving program performance and efficiencies. Beginning in February 2022, FSD implemented the second phase of its ECM system that enhances the document recognition process reducing manual indexing, getting work to our processing teams faster, while also providing more convenient ways for our customers to submit documentation. In SFY 2023 and SFY 2024, implementation of machine learning technology for our ECM will further enhance the Optical Character Recognition (OCR) for documents including handwritten recognition as well as extract information from the documents and enter data into our systems of record. This will greatly reduce the number of touches it takes to process documents received from the customer, reduce data entry thereby reducing processing times, and improve accuracy. In addition, funding has been utilized to purchase a task management system called Current™. This system is used to task field work in all programs.


PMO E&E:

Missouri has contracted for Project Management Office (PMO) services with CSG Government Solutions. The PMO contractor provides necessary independent oversight and management of the overall program to ensure program goals and objectives are achieved.

MEDES Project III will include MO HealthNet for Adult Medicaid Programs for the elderly and disabled. The state plans to begin work on developing an RFP for Project III in FY 2024 and there is a New Decision Item to fund Project III in the FY 2025 budget request.

Conditional on federal approval to receive enhanced federal match, the FSD will continue development of MEDES functionality, including the addition of new programs.

2a. Provide an activity measure(s) for the program.



*In SFY 2022, the increase is due to an increase in applications for Adult Expansion Group (AEG).

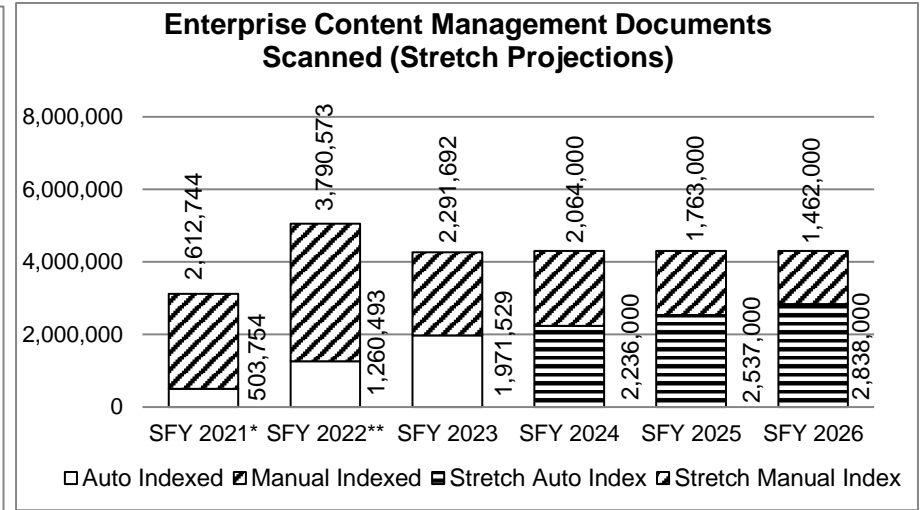
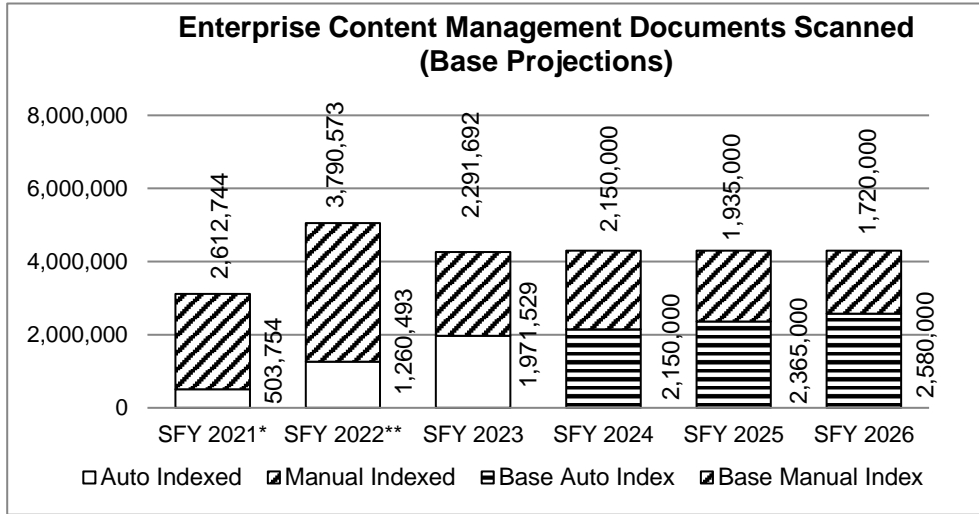
**SFY 2024 projection reflects an increase anticipated as annual renewals resumed with the unwind of the Public Health Emergency in April 2023 and a portion of those found ineligible will re-apply increasing the number of applications processed.

***Projections in SFY 2025 and 2026 reflect an increase in MEDES applications to include the implementation of SNAP into MEDES. Projection figures are based upon a return to pre-COVID-19 processing standards and recently passed legislation that will increase coverage for post-partum and children coverage types.

PROGRAM DESCRIPTION

Department: Social Services
Program Name: Missouri Eligibility and Enrollment System (MEDES)
Program is found in the following core budget(s): MEDES

HB Section(s): 11.140



*Decrease in SFY 2021 can be attributed to the suspension of annual renewals during the PHE and a decrease in hard copy eligibility verifications as a result of implementing electronic verification.

**SFY 2022, the software that allowed for the majority of auto-indexing was not available to staff until February 7, 2022.

*Decrease in SFY 2021 can be attributed to the suspension of annual renewals during the PHE and a decrease in hard copy eligibility verifications as a result of implementing electronic verification.

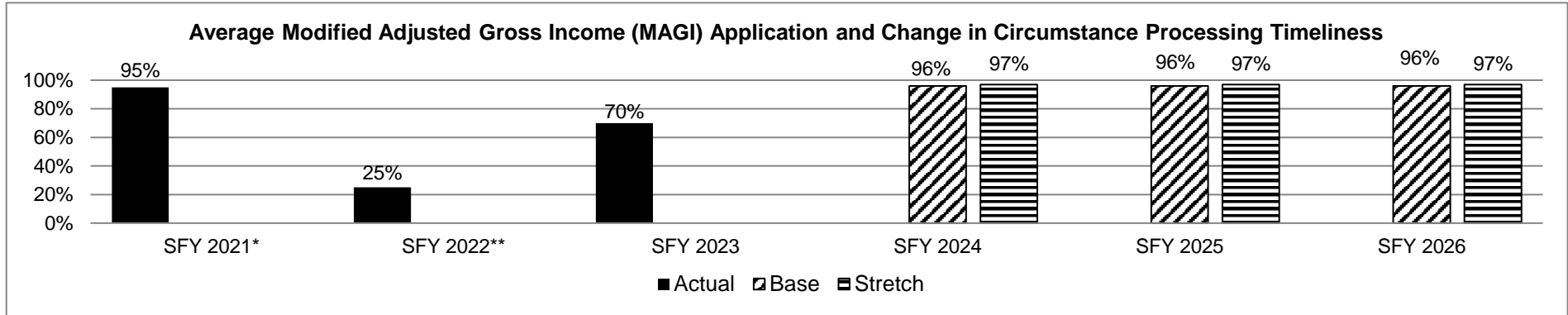
**SFY 2022, the software that allowed for the majority of auto-indexing was not available to staff until February 7, 2022.

PROGRAM DESCRIPTION

Department: Social Services
 Program Name: Missouri Eligibility and Enrollment System (MEDES)
 Program is found in the following core budget(s): MEDES

HB Section(s): 11.140

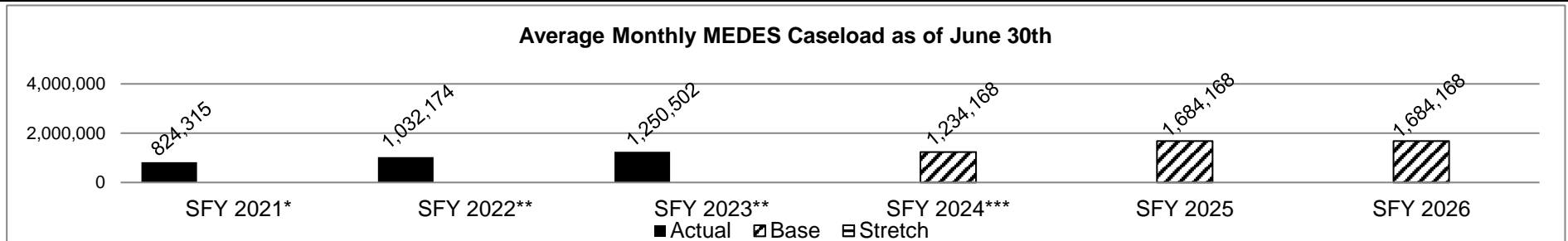
2b. Provide a measure(s) of the program's quality.



*COVID-19 flexibilities allowed FSD to accept participant's attestation on most eligibility factors during the PHE. This resulted in a large increase in timeliness that may not be able to be maintained in SFY 2022.

**Decrease in SFY 2022 is due to an increase in applications for AEG, high staff turnover, and difficulty in hiring staff.

2c. Provide a measure(s) of the program's impact.



*SFY 2021 COVID-19 PHE guidelines resulted in fewer closings of MO HealthNet cases.

**SFY 2022 and 2023 COVID-19 PHE guidelines resulted in fewer closings of MO HealthNet cases. Caseloads also increased as a result of the implementation of the AEG in October 2021.

***SFY 2024 is reflective of the current caseload.

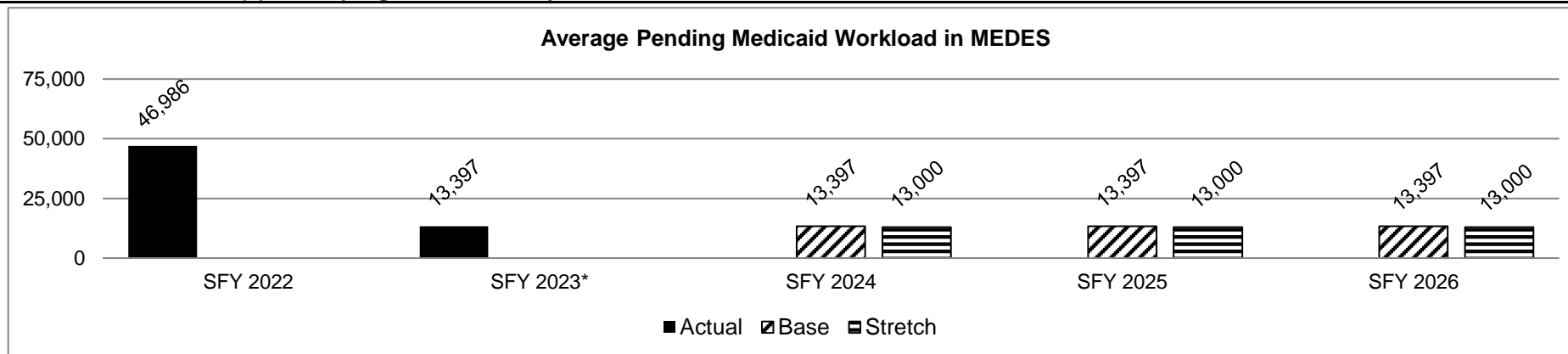
Future active participants are expected to increase with the implementation of more programs in MEDES.

PROGRAM DESCRIPTION

Department: Social Services
 Program Name: Missouri Eligibility and Enrollment System (MEDES)
 Program is found in the following core budget(s): MEDES

HB Section(s): 11.140

2d. Provide a measure(s) of the program's efficiency.



In prior budget requests the "Average Pending MAGI Workload" was reported; however, a combined Medicaid application processed initially in MEDES for all Medicaid programs was implemented with AEG in October 2021.

*SFY 2023 Actual data reflects a decrease due to the AEG cases that were pending in SFY 2022 that were processed in SFY 2023.

Efficiency during the design and implementation stages of MEDES is measured by CMS certification and readiness reviews. Milestones are measured by meeting functional milestones identified by CMS and agency priorities. These include:

Date	Milestone	Citizen Service Outcomes
October 1, 2013	Citizen web portal, ability to accept applications	Portal for citizens to inquire and/or make application for MAGI.
January 1, 2014	Interfaces, MAGI calculation, forms, Caseworker Portal	MAGI automated function enhanced Agency's eligibility determination processes. Avenue to house Tax Filer Rules.
September 2014	Implemented inbound/outbound Account Transfer for the FFM	Provided guidance and directional services to citizens when not eligible for MAGI benefits.
September 2014	Began implementing integrated electronic document management (FileNet) into MEDES case management	Means to electronically store documents for ease of access.
January 1, 2016	Launched Organizational Change Management as a project component	Project expected to be complete in June 2021.

PROGRAM DESCRIPTION

Department: Social Services

HB Section(s): 11.140

Program Name: Missouri Eligibility and Enrollment System (MEDES)

Program is found in the following core budget(s): MEDES

August 2016	Release 1.10 Change in Circumstance functionality	Functionality provides the means to evaluate and re-evaluate applicant's eligibility for an IM program after a change in circumstance is made to a case. Functionality includes tracking of requests for SSN, setting sensitivity/security levels per case specifics, allows for adding a person, removing a person, and/or a change/addition in income to be considered a renewal on a case, and provides an eligibility timeline that displays an at-a-glance screen of eligibility segments.
September 2016	Rollout of ECM to all offices begins	N/A
December 2016	MEDES Application upgrade to Curam 6.2	Enhancement to the Management Wizard provides a process to apply an update to everyone in the household instead of entering it multiple times.
January 2017	Single Sign On	Single sign on allows for increased efficiency.
June 2017	Premium Changes for Children's Health Insurance Program (CHIP)	Ensures participants receive accurate and timely invoices for health coverage.
July 2017	Updated security roles implemented in MEDES	N/A-MEDES system updates.
February 2018	Implementation of final Project 1 functionality, which included Release 2.2 and the functionality for Transitional Medicaid, Show Me Healthy Babies, automated case reviews, and completion of Project One, MO HealthNet for Families	Show Me Healthy Babies (SMHB) Presumptive Eligibility (PE) benefits and SMHB eligibility determinations are made in MEDES. Automated eligibility determinations for Presumptive Eligibility for Children, Adults, and Pregnant Women. Automated Case Reviews are completed without worker intervention when Federal and/or State electronic data source information is available that meets appropriate guidelines.
March 2018	Verified Lawful Presence (VLP) part 2 & 3; connection with Homeland Security to verify citizenship or immigration status	Electronic source is used to provide verification of citizenship and/or immigration status. Fully automated call which coordinates with MEDES to complete an eligibility determination.

PROGRAM DESCRIPTION

Department: Social Services

HB Section(s): 11.140

Program Name: Missouri Eligibility and Enrollment System (MEDES)

Program is found in the following core budget(s): MEDES

March 2018	Remote Identity Proofing (RIDP) V2 Upgrade	MEDES provides a robust citizen portal to make online application for MAGI benefits.
November 1, 2018	Contract was awarded for ongoing Maintenance and Operations (M&O) for MEDES	N/A
January 2019	A contract for Eligibility Verification Services (EVS) was awarded	N/A
April 2019	Verify Lawful Presence (VLP) upgrade v37	Increases the number of cases the Department of Homeland Security (DHS) Save Program can resolve in real-time compared to DHS SAVE Program v33.
July 2019	Replaced EngagePoint (EP) Audit	This piece of software was out of date with no warranty.
August 2019	Qualified Vendor Listing (QVL) for ECM Phase II was released	N/A
September 2019	DataCap upgrade v9.1	Upgrade of DataCap to support document intake for ECM.
2020	Contract will be awarded for Project II which is the integration of SNAP into MEDES	N/A
February 2020	DataCap v9 upgrade	Upgrade of DataCap to support document intake for ECM.
March 2020	COVID-19 code to hold cases at the same level of care starting March 19, 2020; on-going	Hold cases at same level of care/stop cases from closing due to COVID-19.
July 2020	Curam upgrade to v7	Upgrade current system.
July 2020	MEDES Helpdesk stood up	Help to internal workers working cases.
August 2020	Eliminated custom programming code that would require additional maintenance and extra effort in future upgrades to the MEDES system	Removed some customization.
August 2020	Added additional elements necessary for centralized mailing to optimize processing	Centralized mailing elements.
December 2020	Installed Cúram v7.0.9.iFix5 to remediate security vulnerabilities identified by IBM	System upgrade.
March 2021	Addressed issues related to COVID-19 processing put in place to address the PHE	PHE- froze all cases at the level of care as of March 2021.

PROGRAM DESCRIPTION

Department: Social Services

HB Section(s): 11.140

Program Name: Missouri Eligibility and Enrollment System (MEDES)

Program is found in the following core budget(s): MEDES

May 2021	SNAP contract was awarded to vendor	SNAP contract awarded.
August 2021	AEG	Phase I implementation.
November 2021	SMHB	Rate changes for Show Me Healthy Babies.
December 2021	AEG Changes	Changes to the system to incorporate more AEG changes needed.
January 2022	COVID-19 temp changes to system	To continue to hold cases open, release some coverages as approved.
April 2022	Remove quick denial from system	System no longer denies cases, worker must manually do it.
June 2022	ME code changes	To accommodate MHD ME code changes.
August 2022	System upgrade	Upgrade to V-8.
March 2023	Insights Engine (IE) Phase 1 complete in MEDES. FSD began utilizing in April 2023.	Phase 1 introduced functionality in the Current system to pull information from MEDES and send it to Insights Engine to gather verifications and send them back to Current.
March 2023	Floating annual renewal changes	An individual who is determined eligible shall be given a fixed 12 month eligibility period and only renewed when that date is reached.
April 2023	Annual ex-parte process update	Updated system to allow 'Begin Renewal' to be selected prior to the annual renewal form being sent to allow for manual ex parte of MAGI cases.
April 2023	Project Eligibility rules update	Updated system to relax the Projected Eligibility rules in accordance with federal regulations to allow more cases to be automatically renewed.
April 2023	Ending COVID-19 eligibility rules	Updates were made to the end date in the system parameter to stop the application of the COVID-19 rules as cases go through Annual Renewals.

PROGRAM DESCRIPTION

Department: Social Services

HB Section(s): 11.140

Program Name: Missouri Eligibility and Enrollment System (MEDES)

Program is found in the following core budget(s): MEDES

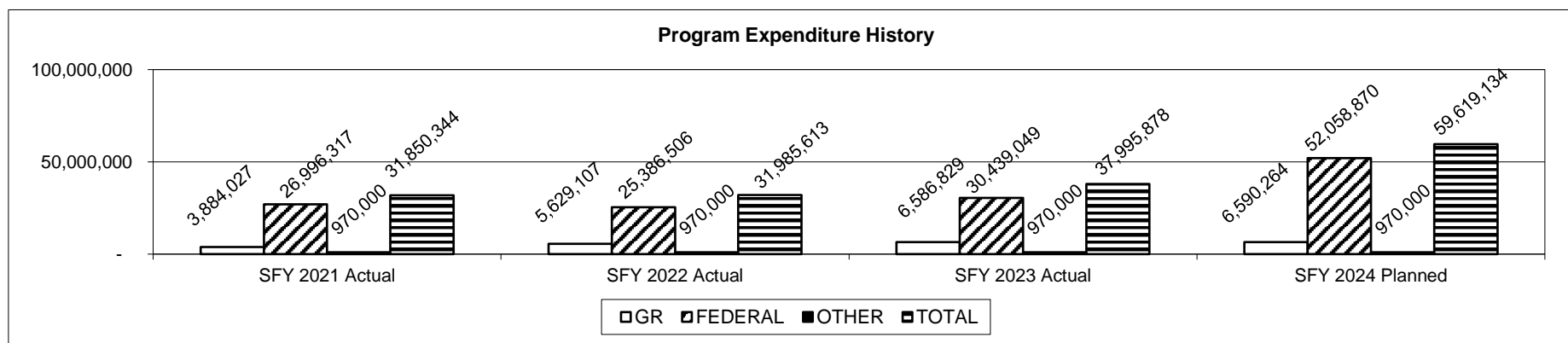
May 2023	IM Portal integration	Allowed Application Programming Interfaces (API's) for the IM Portal to validate if citizen has an ID in MEDES and allowed the IM Portal to retrieve data sent to the citizen on the annual renewal form. Created API for FileNet Integration to receive the annual renewal form PDFs and verification attachments from the IM Portal.
Future Planning: Advanced Evidence Sharing	Implement Advanced Evidence Sharing (AES)	Implement Advanced Evidence Sharing (AES) in Curam v8.
Future Planning: Insights Engine June 2023	Insights Engine Phase 1B complete in MEDES. FSD began utilizing in June 2023.	Phase 1B of the IE project is to pull the verifications needed for Annual Renewals.
Future Planning: HyperScience	HyperScience MEDES and FileNet integration	HyperScience will call an API in MEDES to ingest data from specific sections of the annual renewal for any active household members present on the annual renewal form.

PROGRAM DESCRIPTION

Department: Social Services
 Program Name: Missouri Eligibility and Enrollment System (MEDES)
 Program is found in the following core budget(s): MEDES

HB Section(s): 11.140

3. Provide actual expenditures for the prior three fiscal years and planned expenditures for the current fiscal year. (Note: Amounts do not include fringe benefit costs.)



SFY 2024 planned expenditures are net of reverted.

4. What are the sources of the "Other " funds?

Health Initiatives Fund (0275)

5. What is the authorization for this program, i.e., federal or state statute, etc.? (Include the federal program number, if applicable.)

Federal law: Title IV-A of the Social Security Act, Federal regulation: 45 CFR Part 95, 7 CFR Part 272 and 277.

6. Are there federal matching requirements? If yes, please explain.

Yes. There are various match rates depending on the activity/scope of the project. For example, MAGI implementation is reimbursed at 90% FF and maintenance and operations is reimbursed at 75% FF. There is an Advanced Planning Document (APD) filed with the CMS and FNS detailing allocation of funding for MEDES development which is required in order to receive reimbursement and requires regular updates throughout the development stages of the project. Integration of SNAP into MEDES, Project II, will allow for costs to be allocated in accordance with the APD and costs allocable to MO HealthNet Administration will be reimbursed at 90% FF and 75% FF respectively and costs allocable to SNAP Admin will be reimbursed at 50% FF.

7. Is this a federally mandated program? If yes, please explain.

Resources used to support federally mandated programs such as Medicaid and SNAP are considered federally mandated.

NDI – MEDES Adult Medicaid

NEW DECISION ITEM

Department: Social Services
Division: Family Support
DI Name: MEDES Adult Medicaid **DI# 1886031**

Budget Unit **90275C**
HB Section **11.140**

1. AMOUNT OF REQUEST

	FY 2025 Budget Request			
	GR	Federal	Other	Total
PS	0	0	0	0
EE	3,000,000	27,000,000	0	30,000,000
PSD	0	0	0	0
TRF	0	0	0	0
Total	3,000,000	27,000,000	0	30,000,000
FTE	0.00	0.00	0.00	0.00

	FY 2025 Governor's Recommendation			
	GR	Federal	Other	Total
PS	0	0	0	0
EE	0	0	0	0
PSD	0	0	0	0
TRF	0	0	0	0
Total	0	0	0	0
FTE	0.00	0.00	0.00	0.00

Est. Fringe	0	0	0	0
<i>Note: Fringes budgeted in House Bill 5 except for certain fringes budgeted directly to MoDOT, Highway Patrol, and Conservation.</i>				

Est. Fringe	0	0	0	0
<i>Note: Fringes budgeted in House Bill 5 except for certain fringes budgeted directly to MoDOT, Highway Patrol, and Conservation.</i>				

Other Funds: N/A
 Non-Counts: N/A

Other Funds: N/A
 Non-Counts: N/A

2. THIS REQUEST CAN BE CATEGORIZED AS:

<input type="checkbox"/> New Legislation	<input type="checkbox"/> New Program	<input type="checkbox"/> Fund Switch
<input type="checkbox"/> Federal Mandate	<input checked="" type="checkbox"/> Program Expansion	<input type="checkbox"/> Cost to Continue
<input type="checkbox"/> GR Pick-Up	<input type="checkbox"/> Space Request	<input type="checkbox"/> Equipment Replacement
<input type="checkbox"/> Pay Plan	<input type="checkbox"/> Other:	
<input type="checkbox"/>		

NEW DECISION ITEM

Department: Social Services
Division: Family Support
DI Name: MEDES Adult Medicaid **DI# 1886031**

Budget Unit **90275C**
HB Section **11.140**

3. WHY IS THIS FUNDING NEEDED? PROVIDE AN EXPLANATION FOR ITEMS CHECKED IN #2. INCLUDE THE FEDERAL OR STATE STATUTORY OR CONSTITUTIONAL AUTHORIZATION FOR THIS PROGRAM.

The Department of Social Services (DSS), Family Support Division (FSD) seeks continued funding support for the designing, developing, and implementing of a federally certified system, the Missouri Eligibility Determination and Enrollment System (MEDES) for the MO HealthNet, Supplemental Nutrition Assistance Program (SNAP), Temporary Assistance for Needy Families (TANF), and Child Care Assistance programs. Prior to the development of the MEDES system, Missouri's information technology (IT) systems were built on technology ranging from more than 20-year old transaction-based systems operating on mainframes to three-tier web-based systems. The MEDES project brings a modern case management system to the state and will replace the state's outdated green screen system by utilizing a modern user-interface to allow for more efficient processing of applications and a modular design to allow for customized functionality and program rules.

Project I of MEDES focused on MO HealthNet programs for families and was completed October 31, 2018 and allows the FSD team to make determinations for Family MO HealthNet based on the Modified Adjusted Gross Income (MAGI) standards. MEDES Project II will include the implementation of functionality for SNAP, TANF, and Child Care Programs. The required USDA Food and Nutrition Service (FNS) approval of the selected vendor was received September 2021. The development of SNAP into MEDES began November 2021 and is expected to be completed in the summer of 2024. MEDES Project III will include MO HealthNet for Adult Medicaid Programs for the elderly and disabled. Although Project II includes the implementation of the TANF and Child Care Programs, due to the complexity of the MO HealthNet for Adult Medicaid Programs for the elderly and disabled and how it interacts with the Adult Expansion Group, the state sees more value gained for clients and staff in moving forward with Project III at this time. Implementing Project III will create a seamless Medicaid determination flow for staff by having all Medicaid programs in one system. The state plans to begin developing an RFP for Project III in FY 2024. This FY 2025 New Decision Item requests funding to implement the Adult Medicaid Programs into MEDES.

Federal law: Federal regulation: 45 CFR Part 95

4. DESCRIBE THE DETAILED ASSUMPTIONS USED TO DERIVE THE SPECIFIC REQUESTED AMOUNT. (How did you determine that the requested number of FTE were appropriate? From what source or standard did you derive the requested levels of funding? Were alternatives such as outsourcing or automation considered? If based on new legislation, does request tie to TAFP fiscal note? If not, explain why. Detail which portions of the request are one-times and how those amounts were calculated.)

The Project III Design Development and Implementation (DDI) of MO HealthNet for Adult Medicaid Programs for the elderly and disabled into MEDES is estimated to be a two year project starting July 2024 and completing June 2026 with a projected cost of \$50 million. In accordance with the most recent submitted Implementation Advance Planning Document Update (IAPD-U) submitted to Centers for Medicare and Medicaid Services (CMS) on July 18, 2023, this New Decision Item request is for \$30 million to cover DDI costs in FY2025 and FY2026 and on-going maintenance and operations.

NEW DECISION ITEM

Department: Social Services
Division: Family Support
DI Name: MEDES Adult Medicaid **DI# 1886031**

Budget Unit **90275C**
HB Section **11.140**

5. BREAK DOWN THE REQUEST BY BUDGET OBJECT CLASS, JOB CLASS, AND FUND SOURCE. IDENTIFY ONE-TIME COSTS.

Budget Object Class/Job Class	Dept Req GR DOLLARS	Dept Req GR FTE	Dept Req FED DOLLARS	Dept Req FED FTE	Dept Req OTHER DOLLARS	Dept Req OTHER FTE	Dept Req TOTAL DOLLARS	Dept Req TOTAL FTE	Dept Req One-Time DOLLARS
							0	0.0	
Total PS	0	0.0	0	0.0	0	0.0	0	0.0	0
Professional Services (BOBC 400)	3,000,000		27,000,000				30,000,000		
Total EE	3,000,000		27,000,000		0		30,000,000		0
Program Distributions							0		
Total PSD	0		0		0		0		0
Transfers									
Total TRF	0		0		0		0		0
Grand Total	3,000,000	0.0	27,000,000	0.0	0	0.0	30,000,000	0.0	0

Budget Object Class/Job Class	Gov Rec GR DOLLARS	Gov Rec GR FTE	Gov Rec FED DOLLARS	Gov Rec FED FTE	Gov Rec OTHER DOLLARS	Gov Rec OTHER FTE	Gov Rec TOTAL DOLLARS	Gov Rec TOTAL FTE	Gov Rec One-Time DOLLARS
							0	0.0	
Total PS	0	0.0	0	0.0	0	0.0	0	0.0	0
Total EE	0		0		0		0		0
Program Distributions							0		
Total PSD	0		0		0		0		0
Transfers									
Total TRF	0		0		0		0		0
Grand Total	0	0.0	0	0.0	0	0.0	0	0.0	0

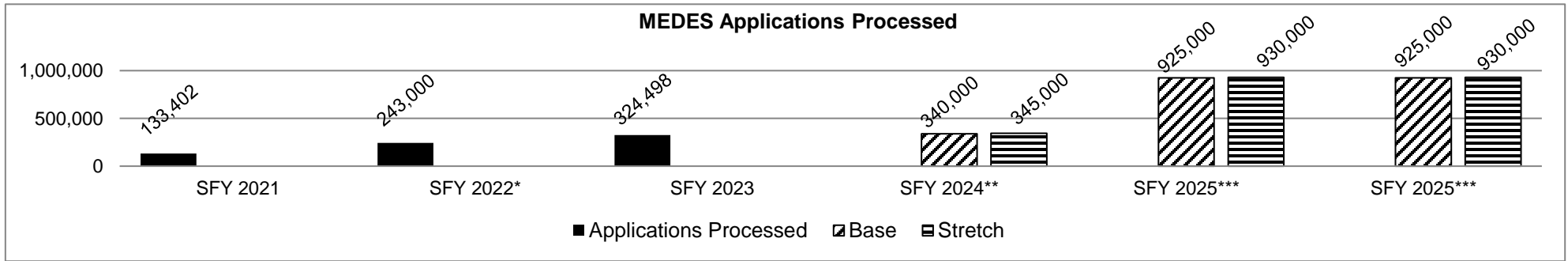
NEW DECISION ITEM

Department: Social Services
Division: Family Support
DI Name: MEDES Adult Medicaid **DI# 1886031**

Budget Unit 90275C
HB Section 11.140

6. PERFORMANCE MEASURES (If new decision item has an associated core, separately identify projected performance with & without additional funding.)

6a. Provide an activity measure(s) for the program.

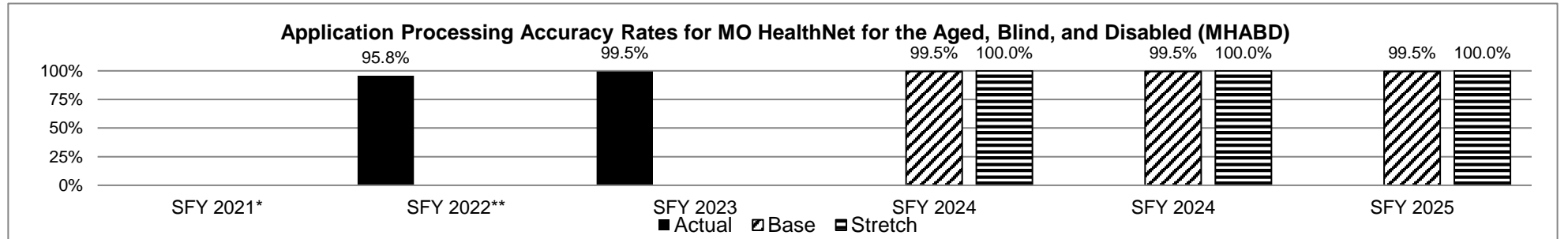


*In SFY 2022, the increase is due to an increase in applications for Adult Expansion Group (AEG).

**SFY 2024 projection reflects an increase anticipated as annual renewals resumed with the unwind of the Public Health Emergency in April 2023 and a portion of those found ineligible will re-apply increasing the number of applications processed.

***Projections in SFY 2025 and 2026 reflect an increase in MEDES applications to include the implementation of SNAP into MEDES. Projection figures are based upon a return to pre-COVID-19 processing standards and recently passed legislation that increase coverage for post-partum and children coverage types.

6b. Provide a measure(s) of the program's quality.



*Case reviews were not completed in SFY 2021 due to the COVID-19 PHE.

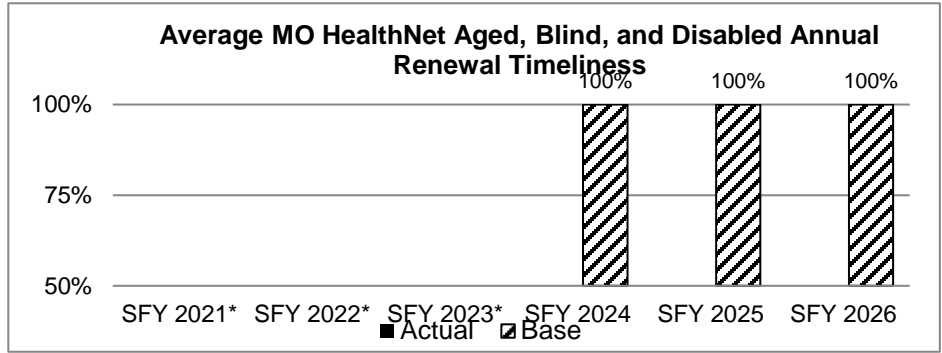
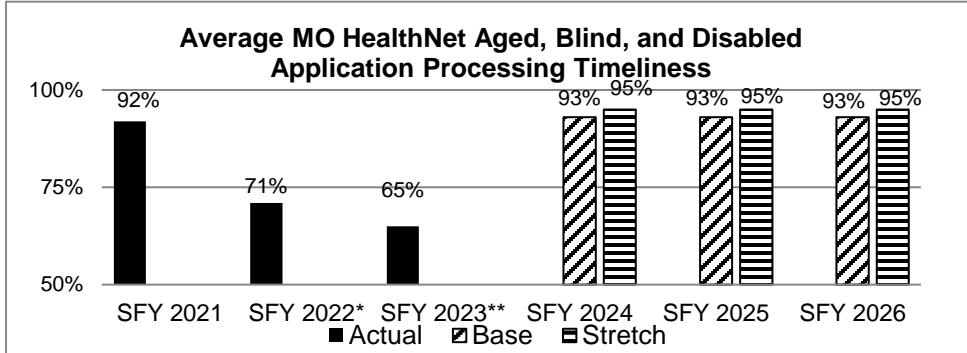
**In SFY 2022, the decrease reported is due to an increase in Medicaid applications related to AEG. In addition, high staff turnover resulted in a larger number of new staff.

NEW DECISION ITEM

Department: Social Services
Division: Family Support
DI Name: MEDES Adult Medicaid **DI# 1886031**

Budget Unit 90275C
HB Section 11.140

6c. Provide a measure(s) of the program's impact.

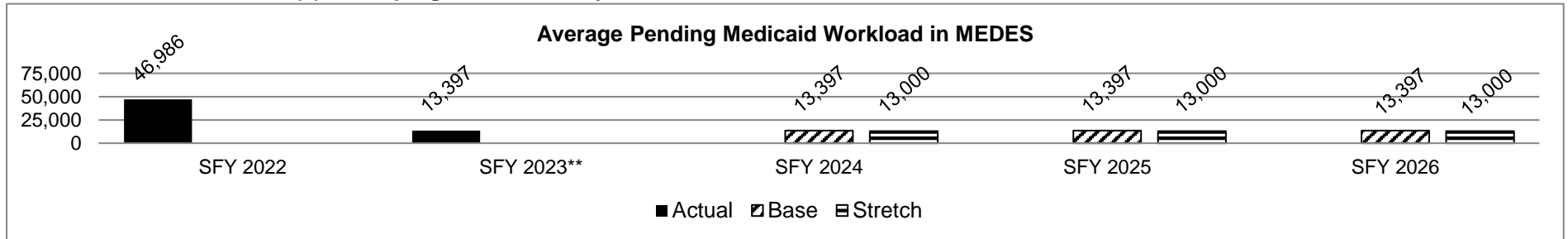


*In SFY 2022, the decrease in timeliness can be attributed to an increase in applications for AEG. Eligibility for AEG had to be determined prior to determining eligibility for MHABD. Updates to the process moving forward, and the fact that we are close to processing current in MEDES will allow us to improve processing timeliness of these applications in the future.

** SFY 2023 reflects a decrease that resulted from the implementation of Business Process Reengineering that is not expected to continue.

*In SFY 2021, SFY 2022, and SFY 2023 there was no data to report as COVID-19 PHE guidelines suspended requirements for Annual Renewals.

6d. Provide a measure(s) of the program's efficiency.



In prior budget requests the "Average Pending MAGI Workload" was reported; however, a combined Medicaid application processed initially in MEDES for all Medicaid programs was implemented with AEG in October 2021.

**SFY 2023 Actual data reflects a decrease due to the AEG cases that were pending in SFY 2022 that were processed in SFY 2023.

7. STRATEGIES TO ACHIEVE THE PERFORMANCE MEASUREMENT TARGETS:

Begin the development of the Adult Medicaid Programs into MEDES.

DECISION ITEM SUMMARY

Budget Unit									
Decision Item		FY 2023	FY 2023	FY 2024	FY 2024	FY 2025	FY 2025	*****	*****
Budget Object Summary		ACTUAL	ACTUAL	BUDGET	BUDGET	DEPT REQ	DEPT REQ	SECURED	SECURED
Fund		DOLLAR	FTE	DOLLAR	FTE	DOLLAR	FTE	COLUMN	COLUMN
MEDES ADULT MEDICAID									
FSD Adult Medicaid MEDES - 1886031									
FUND TRANSFERS									
GENERAL REVENUE		0	0.00	0	0.00	3,000,000	0.00	0	0.00
DEPT OF SOC SERV FEDERAL & OTH		0	0.00	0	0.00	27,000,000	0.00	0	0.00
TOTAL - TRF		0	0.00	0	0.00	30,000,000	0.00	0	0.00
TOTAL		0	0.00	0	0.00	30,000,000	0.00	0	0.00
GRAND TOTAL		\$0	0.00	\$0	0.00	\$30,000,000	0.00	\$0	0.00

DECISION ITEM DETAIL

Budget Unit	FY 2023	FY 2023	FY 2024	FY 2024	FY 2025	FY 2025	*****	*****
Decision Item	ACTUAL	ACTUAL	BUDGET	BUDGET	DEPT REQ	DEPT REQ	SECURED	SECURED
Budget Object Class	DOLLAR	FTE	DOLLAR	FTE	DOLLAR	FTE	COLUMN	COLUMN
MEDES ADULT MEDICAID								
FSD Adult Medicaid MEDES - 1886031								
TRANSFERS OUT	0	0.00	0	0.00	30,000,000	0.00	0	0.00
TOTAL - TRF	0	0.00	0	0.00	30,000,000	0.00	0	0.00
GRAND TOTAL	\$0	0.00	\$0	0.00	\$30,000,000	0.00	\$0	0.00
GENERAL REVENUE	\$0	0.00	\$0	0.00	\$3,000,000	0.00		0.00
FEDERAL FUNDS	\$0	0.00	\$0	0.00	\$27,000,000	0.00		0.00
OTHER FUNDS	\$0	0.00	\$0	0.00	\$0	0.00		0.00

NDI – MEDES ECM

NEW DECISION ITEM

Department: Social Services
Division: Family Support
DI Name: MEDES ECM Machine Learning Technology DI# 1886023

Budget Un 90034C
HB Sector 11.140

1. AMOUNT OF REQUEST

	FY 2025 Budget Request			
	GR	Federal	Other	Total
PS	0	0	0	0
EE	534,754	627,755	0	1,162,509
PSD	0	0	0	0
TRF	0	0	0	0
Total	534,754	627,755	0	1,162,509
FTE	0.00	0.00	0.00	0.00

	FY 2025 Governor's Recommendation			
	GR	Federal	Other	Total
PS	0	0	0	0
EE	0	0	0	0
PSD	0	0	0	0
TRF	0	0	0	0
Total	0	0	0	0
FTE	0.00	0.00	0.00	0.00

Est. Fringe	0	0	0	0
--------------------	---	---	---	---

Note: Fringes budgeted in House Bill 5 except for certain fringes budgeted directly to MoDOT, Highway Patrol, and Conservation.

Est. Fringe	0	0	0	0
--------------------	---	---	---	---

Note: Fringes budgeted in House Bill 5 except for certain fringes budgeted directly to MoDOT, Highway Patrol, and

Other Funds: N/A
 Non-Counts: N/A

Other Fund N/A
 Non-Counts: N/A

2. THIS REQUEST CAN BE CATEGORIZED AS:

<input type="checkbox"/> New Legislation	<input type="checkbox"/> New Program	<input type="checkbox"/> Fund Switch
<input type="checkbox"/> Federal Mandate	<input checked="" type="checkbox"/> Program Expansion	<input type="checkbox"/> Cost to Continue
<input type="checkbox"/> GR Pick-Up	<input type="checkbox"/> Space Request	<input type="checkbox"/> Equipment Replacement
<input type="checkbox"/> Pay Plan	<input type="checkbox"/> Other:	

NEW DECISION ITEM

Department: Social Services
Division: Family Support
DI Name: MEDES ECM Machine Learning Technology DI# 1886023

Budget Un 90034C
HB Sector 11.140

3. WHY IS THIS FUNDING NEEDED? PROVIDE AN EXPLANATION FOR ITEMS CHECKED IN #2. INCLUDE THE FEDERAL OR STATE STATUTORY OR CONSTITUTIONAL AUTHORIZATION FOR THIS PROGRAM.

FSD is required to receive and process information and requests for benefits in a timely and accurate manner. In SFY 2023, FSD requested funding to meet the need for better document recognition software to quickly and accurately process the increased volume of work. The technology in use at that time required each document to be manually reviewed and identified prior to being placed into a processing queue. FSD requested and was appropriated \$500,000, of which \$181,367 was on-going and is currently included in the Missouri Eligibility Determination and Enrollment System (MEDES), Enterprise Content Management (ECM), section of HB 11.135 core funding.

Originally, when FSD requested this funding, FSD was only looking for machine learning technology platforms for document recognition solutions that could enhance the system's ability to read incoming documents from the public. However, after some discussions with Colorado, a solution (Hyperscience) was discovered that would not only improve our document recognition capabilities but also integrate with our systems (FAMIS/MEDES) and tasking systems. With current document imaging software, there are limitations in elements that can be extracted from documents, usually only extracting 1 or 2 typewritten elements per form. The proposed software can be trained to extract many more fields, and can extract handwriting from forms, thus providing better information from the document and having the ability to apply it to the system of record. Once fully implemented, these integrations will improve processing times by automating manual processes that can take up to 2 business days to complete and will automate steps that would usually require staff intervention. This frees up state team members to do more critical eligibility work while also improving customer service by speeding up processing times and preventing cases from closing incorrectly. In addition, human error in manual processes also lead to delays and errors in processing cases. Eliminating common human error when identifying documents reduces the need for rework by processing staff and the number of case processing errors which in turn reduces the number of calls to the customer call center and the number of customer complaints.

This project will improve timely and accurate processing of information submitted to the agency and timeliness of notifications sent out from the agency.

State statute: Sections 207.010, 207.020, and 208.400 RSMo.

NEW DECISION ITEM

Department: Social Services
Division: Family Support
DI Name: MEDES ECM Machine Learning Technology DI# 1886023

Budget Un 90034C
HB Sector 11.140

4. DESCRIBE THE DETAILED ASSUMPTIONS USED TO DERIVE THE SPECIFIC REQUESTED AMOUNT. (How did you determine that the requested number of FTE were appropriate? From what source or standard did you derive the requested levels of funding? Were alternatives such as outsourcing or automation considered? If based on new legislation, does request tie to TAFP fiscal note? If not, explain why. Detail which portions of the request are one-times and how those amounts were calculated.)

While the implementation cost of this newfound solution had a initial cost of \$2,880,543, over 5 times the appropriated funding of \$500,000, FSD was able to begin implementation in SFY 2023 using available one-time SNAP ARPA and Public Health Emergency (PHE) Unwind funding. Implementation is expected to be completed in the Fall of 2023. In SFY 2024, FSD is again using available one-time SNAP ARPA and Public Health Emergency (PHE) Unwind funding (SNAP ARPA projected \$1,743,800; IM Field PHE projected \$671,607) for one-time costs to complete implemenation and for on-going costs. Beginning in FY 2025, on-going costs for FSD are estimated at \$1,343,876. [Note: Total on-going costs are estimated at \$1,453,119, however OA-IT has agreed to pay for on-going Amazon Web Services (AWS) estimated at \$109,243 annually.]

FY 2025 Need:

Estimated on-going FSD costs for machine learning technology	\$ 1,343,876
Less: current appropriation authority in the ECM Core funding for machine learning technology	\$ (181,367)
FY 2025 additional appropriation authority request:	\$ 1,162,509

5. BREAK DOWN THE REQUEST BY BUDGET OBJECT CLASS, JOB CLASS, AND FUND SOURCE. IDENTIFY ONE-TIME COSTS.

Budget Object Class/Job Class	Dept Req GR DOLLARS	Dept Req GR FTE	Dept Req FED DOLLARS	Dept Req FED FTE	Dept Req OTHER DOLLARS	Dept Req OTHER FTE	Dept Req TOTAL DOLLARS	Dept Req TOTAL FTE	Dept Req One-Time DOLLARS
Total PS	0	0.0	0	0.0	0	0.0	0	0.0	0
BOC 400 Professional Services	205,256		240,953		0		446,209		0
BOC 430 M&R Services	329,498		386,802		0		716,300		0
Total EE	534,754		627,755		0		1,162,509		0
Program Distributions							0		
Total PSD	0		0		0		0		0
Transfers									
Total TRF	0		0		0		0		0
Grand Total	534,754	0.0	627,755	0.0	0	0.0	1,162,509	0.0	0

NEW DECISION ITEM

Department: Social Services
Division: Family Support
DI Name: MEDES ECM Machine Learning Technology DI# 1886023

Budget Un 90034C
HB Sector 11.140

Budget Object Class/Job Class	Gov Rec	Gov Rec	Gov Rec	Gov Rec	Gov Rec	Gov Rec	Gov Rec	Gov Rec	Gov Rec
	GR DOLLARS	GR FTE	FED DOLLARS	FED FTE	OTHER DOLLARS	OTHER FTE	TOTAL DOLLARS	TOTAL FTE	One-Time DOLLARS
Total PS	0	0.0	0	0.0	0	0.0	0	0.0	0
Total EE	0		0		0		0		0
Program Distributions							0		
Total PSD	0		0		0		0		0
Transfers									
Total TRF	0		0		0		0		0
Grand Total	0	0.0	0	0.0	0	0.0	0	0.0	0

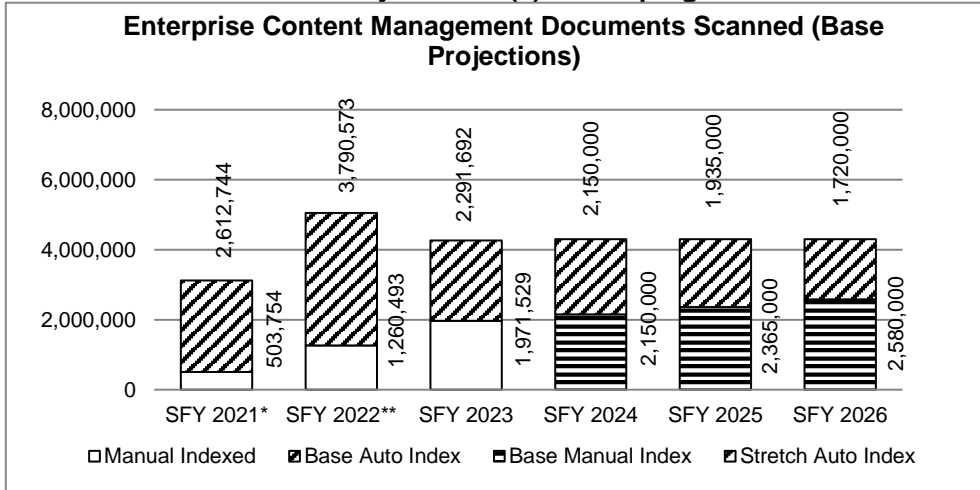
NEW DECISION ITEM

Department: Social Services
Division: Family Support
DI Name: MEDES ECM Machine Learning Technology DI# 1886023

Budget Un 90034C
HB Sector 11.140

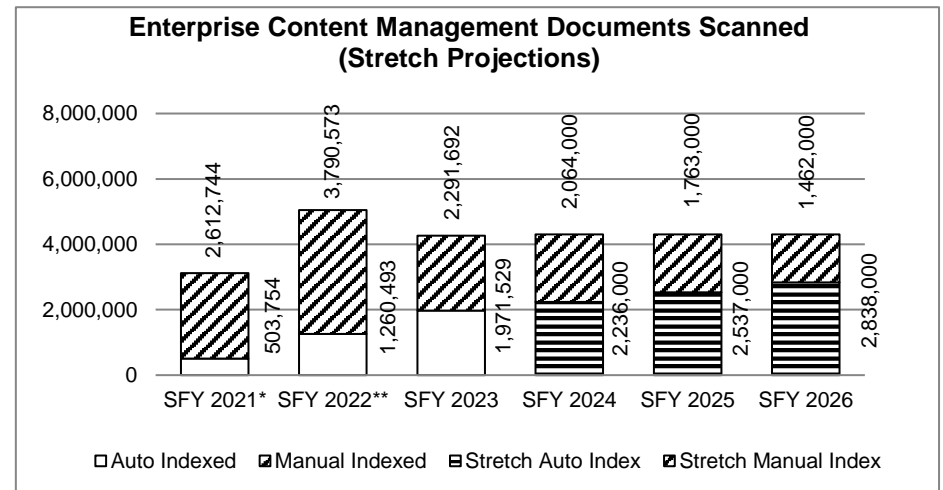
6. PERFORMANCE MEASURES (If new decision item has an associated core, separately identify projected performance with & without additional funding.)

6a. Provide an activity measure(s) for the program.



*Decrease in SFY 2021 can be attributed to the suspension of annual renewals during the PHE and a decrease in hard copy eligibility verifications as a result of implementing electronic verification.

**SFY 2022, the software that allowed for the majority of auto-indexing was not available to staff until February 7, 2022.



*Decrease in SFY 2021 can be attributed to the suspension of annual renewals during the PHE and a decrease in hard copy eligibility verifications as a result of implementing electronic verification.

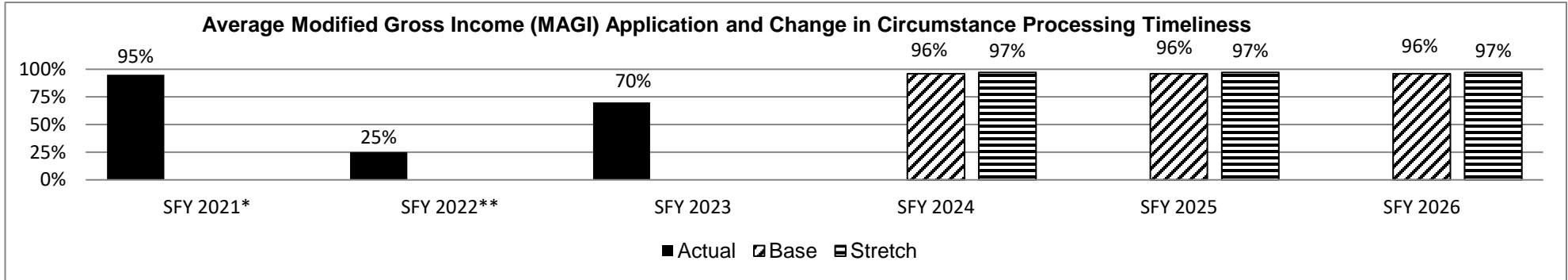
**SFY 2022, the software that allowed for the majority of auto-indexing was not available to staff until February 7, 2022.

NEW DECISION ITEM

Department: Social Services
Division: Family Support
DI Name: MEDES ECM Machine Learning Technology DI# 1886023

Budget Un 90034C
HB Sector 11.140

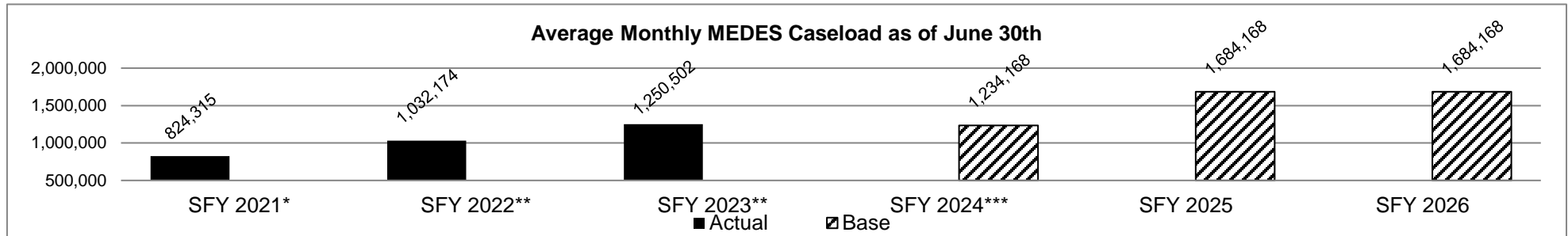
6b. Provide a measure(s) of the program's quality.



*COVID-19 flexibilities allowed FSD to accept participant's attestation on most eligibility factors during the PHE. This resulted in a large increase in timeliness that may not be able to be maintained in SFY 2022.

**Decrease in SFY 2022 is due to an increase in applications for AEG, high staff turnover, and difficulty in hiring staff.

6c. Provide a measure(s) of the program's impact.



*SFY 2021 COVID-19 PHE guidelines resulted in fewer closings of MO HealthNet cases.

**SFY 2022 and 2023 COVID-19 PHE guidelines resulted in fewer closings of MO HealthNet cases. Caseloads also increased as a result of the implementation of the AEG in October 2021.

***SFY 2024 is reflective of the current caseload.

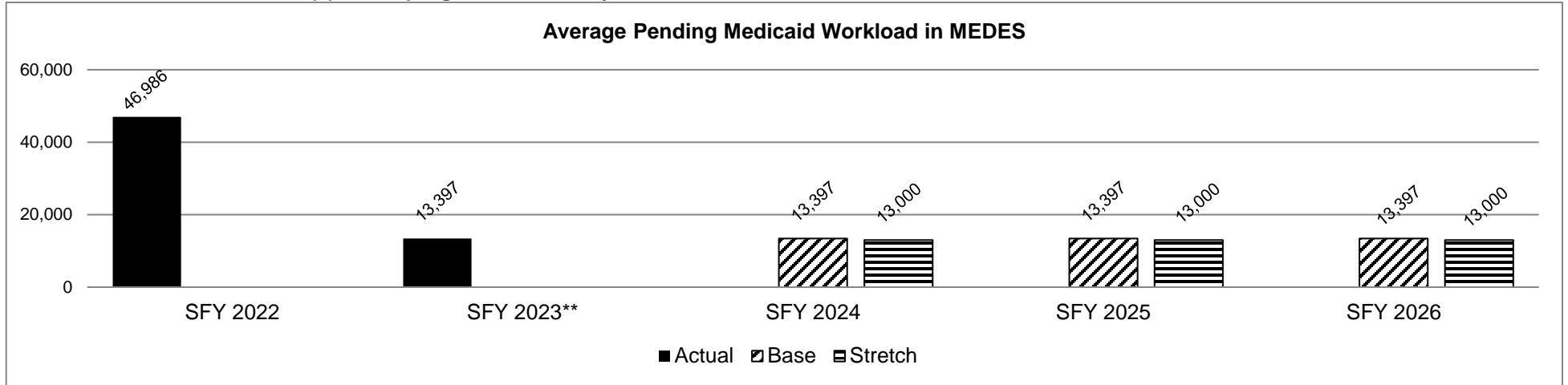
Future active participants are expected to increase with the implementation of more programs in MEDES.

NEW DECISION ITEM

Department: Social Services
Division: Family Support
DI Name: MEDES ECM Machine Learning Technology DI# 1886023

Budget Un 90034C
HB Sector 11.140

6d. Provide a measure(s) of the program's efficiency.



In prior budget requests the "Average Pending MAGI Workload" was reported; however, a combined Medicaid application processed initially in MEDES for all Medicaid programs was implemented with AEG in October 2021.

**SFY 2023 Actual data reflects a decrease due to the AEG cases that were pending in SFY 2022 that were processed by SFY 2023.

7. STRATEGIES TO ACHIEVE THE PERFORMANCE MEASUREMENT TARGETS:

Provide on-going machine learning technology functionality to improve timely and accurate processing of information submitted to the agency and timeliness of notifications sent out from the agency.

DECISION ITEM DETAIL

Budget Unit	FY 2023	FY 2023	FY 2024	FY 2024	FY 2025	FY 2025	*****	*****
Decision Item	ACTUAL	ACTUAL	BUDGET	BUDGET	DEPT REQ	DEPT REQ	SECURED	SECURED
Budget Object Class	DOLLAR	FTE	DOLLAR	FTE	DOLLAR	FTE	COLUMN	COLUMN
MEDES ECM								
MEDES ECM (MEDES Core) - 1886023								
PROFESSIONAL SERVICES	0	0.00	0	0.00	446,209	0.00	0	0.00
M&R SERVICES	0	0.00	0	0.00	716,300	0.00	0	0.00
TOTAL - EE	0	0.00	0	0.00	1,162,509	0.00	0	0.00
GRAND TOTAL	\$0	0.00	\$0	0.00	\$1,162,509	0.00	\$0	0.00
GENERAL REVENUE	\$0	0.00	\$0	0.00	\$534,754	0.00		0.00
FEDERAL FUNDS	\$0	0.00	\$0	0.00	\$627,755	0.00		0.00
OTHER FUNDS	\$0	0.00	\$0	0.00	\$0	0.00		0.00

Core – Eligibility Verification

CORE DECISION ITEM

Department: Social Services
 Division: Family Support
 Core: Eligibility Verification

Budget Unit: 90041C
 HB Section: 11.145

1. CORE FINANCIAL SUMMARY

	FY 2025 Budget Request			
	GR	Federal	Other	Total
PS	0	0	0	0
EE	4,197,481	10,984,240	0	15,181,721
PSD	0	0	0	0
TRF	0	0	0	0
Total	4,197,481	10,984,240	0	15,181,721
FTE	0.00	0.00	0.00	0.00

	FY 2025 Governor's Recommendation			
	GR	Federal	Other	Total
PS	0	0	0	0
EE	0	0	0	0
PSD	0	0	0	0
TRF	0	0	0	0
Total	0	0	0	0
FTE	0.00	0.00	0.00	0.00

Est. Fringe	0	0	0	0
--------------------	---	---	---	---

Note: Fringes budgeted in House Bill 5 except for certain fringes budgeted directly to MoDOT, Highway Patrol, and Conservation.

Est. Fringe	0	0	0	0
--------------------	---	---	---	---

Note: Fringes budgeted in House Bill 5 except for certain fringes budgeted directly to MoDOT, Highway Patrol, and Conservation.

Other Funds: N/A

Other Funds: N/A

2. CORE DESCRIPTION

SB 607 (2016) required the Department of Social Services (DSS) to procure a contract to verify eligibility for the Supplemental Nutrition Assistance Program (SNAP), Temporary Assistance for Needy Families (TANF) program, Child Care Assistance program, and the MO HealthNet program using public records and other data sources. FSD currently has contracts in place for third party eligibility verification services funded by this appropriation.

3. PROGRAM LISTING (list programs included in this core funding)

Eligibility Verification

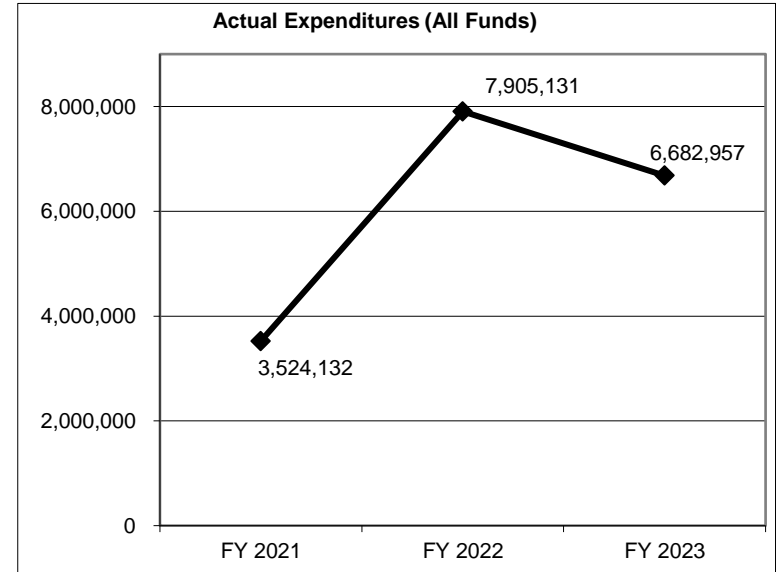
CORE DECISION ITEM

Department: Social Services
Division: Family Support
Core: Eligibility Verification

Budget Unit: 90041C
HB Section: 11.145

4. FINANCIAL HISTORY

	FY 2021 Actual	FY 2022 Actual	FY 2023 Actual	FY 2024 Current Year
Appropriation (All Funds)	6,800,000	17,801,939	10,919,124	18,812,746
Less Reverted (All Funds)	(72,215)	(72,216)	(72,216)	(125,924)
Less Restricted (All Funds)*	0	0	0	0
Budget Authority (All Funds)	6,727,785	17,729,723	10,846,908	18,686,822
Actual Expenditures (All Funds)	3,524,132	7,905,131	6,682,957	N/A
Unexpended (All Funds)	3,203,653	9,824,592	4,163,951	N/A
Unexpended, by Fund:				
General Revenue	1,014,323	1,069,543	46,146	N/A
Federal	2,189,330	8,755,049	4,117,805	N/A
Other	0	0	0	N/A
	(1)	(2)	(3)	(4)



*Current Year restricted amount is as of September 1, 2023.
 Reverted includes the statutory three-percent reserve (when applicable).
 Restricted includes any Governor's Expenditure Restriction (when applicable).

NOTES:

- (1)** FY 2021 - There was a core reallocation of \$3,500,000 from MEDES to the new Eligibility Verification Services HB section 11.133. Additional funding was also granted in the amount of \$3,300,000 (\$1,532,190 GR; \$1,767,810 FF).
- (2)** FY 2022 - There was a supplemental increase of \$11,001,939 (\$1,236,994 GR; \$9,764,945 FF) for PHE and AEG.
- (3)** FY 2023 - There was a supplemental decrease of \$11,001,939 (\$1,236,994 GR; \$9,764,945 FF). There was a MHD CTC of \$4,119,124 FF for AEG and a PHE increase of \$5,419,538 (\$1,547,676 GR; \$3,871,862 FF). The Eligibility Verification PHE core of \$5,419,538 (\$1,547,676 GR; \$3,871,862 FF) was broken out into a separate core.
- (4)** FY 2024 - There was a core reduction of FY 2023 PHE One-time of \$5,419,538. There was an increase of \$7,893,622: \$4,262,597 (\$1,790,291 GR; \$2,472,306 FF) for Automated Verification Services, and \$3,631,025 FF was from a core reallocation of SNAP ARPA one-time funding to Eligibility Verification Service. There was also a core increase of \$5,419,538 (\$1,547,676 GR; \$3,871,862 FF) for one-time PHE funding.

CORE DECISION ITEM

Department: Social Services
 Division: Family Support
 Core: Eligibility Verification PHE

Budget Unit: 90062C
 HB Section: 11.145

1. CORE FINANCIAL SUMMARY

	FY 2025 Budget Request			
	GR	Federal	Other	Total
PS	0	0	0	0
EE	0	0	0	0
PSD	0	0	0	0
TRF	0	0	0	0
Total	0	0	0	0
FTE	0.00	0.00	0.00	0.00

	FY 2025 Governor's Recommendation			
	GR	Federal	Other	Total
PS	0	0	0	0
EE	0	0	0	0
PSD	0	0	0	0
TRF	0	0	0	0
Total	0	0	0	0
FTE	0.00	0.00	0.00	0.00

Est. Fringe	0	0	0	0
--------------------	---	---	---	---

Note: Fringes budgeted in House Bill 5 except for certain fringes budgeted directly to MoDOT, Highway Patrol, and Conservation.

Est. Fringe	0	0	0	0
--------------------	---	---	---	---

Note: Fringes budgeted in House Bill 5 except for certain fringes budgeted directly to MoDOT, Highway Patrol, and Conservation.

Other Funds: N/A

Other Funds: N/A

2. CORE DESCRIPTION

SB 607 (2016) required the Department of Social Services (DSS) to procure a contract to verify eligibility for the Supplemental Nutrition Assistance Program (SNAP), Temporary Assistance for Needy Families (TANF) program, Child Care Assistance program, and the MO HealthNet program using public records and other data sources. FSD currently has contracts in place for third party eligibility verification services funded by this appropriation.

This core funds eligibility services associated with the Public Health Emergency (PHE) unwind.

3. PROGRAM LISTING (list programs included in this core funding)

Eligibility Verification PHE

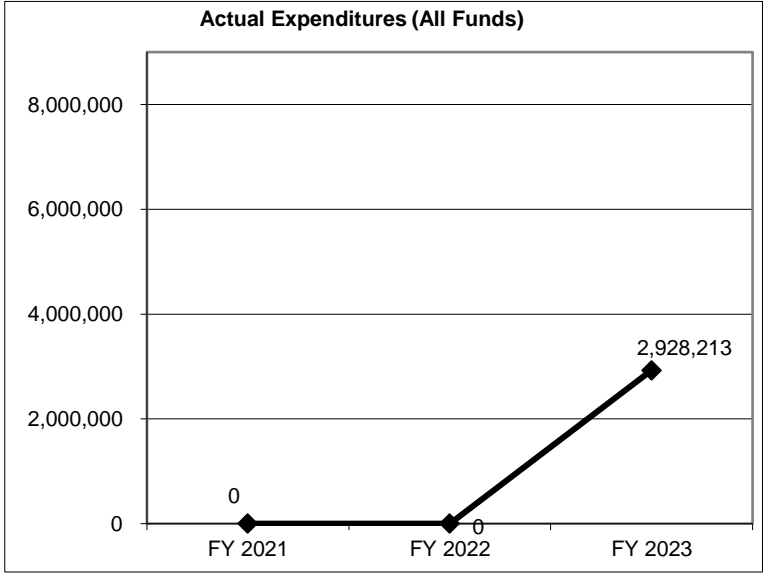
CORE DECISION ITEM

Department: Social Services
Division: Family Support
Core: Eligibility Verification PHE

Budget Unit: 90062C
HB Section: 11.145

4. FINANCIAL HISTORY

	FY 2021 Actual	FY 2022 Actual	FY 2023 Actual	FY 2024 Current Year
Appropriation (All Funds)	0	0	5,419,538	5,419,538
Less Reverted (All Funds)	0	0	(46,431)	(46,431)
Less Restricted (All Funds)*	0	0	0	0
Budget Authority (All Funds)	0	0	5,373,107	5,373,107
Actual Expenditures (All Funds)	0	0	2,928,213	N/A
Unexpended (All Funds)	0	0	2,444,894	N/A
Unexpended, by Fund:				
General Revenue	0	0	719,145	N/A
Federal	0	0	1,725,749	N/A
Other	0	0	0	N/A
	(1)	(1)	(2)	



*Current Year restricted amount is as of September 1, 2023.
 Reverted includes the statutory three-percent reserve (when applicable).
 Restricted includes any Governor's Expenditure Restriction (when applicable).

- NOTES:**
- (1)** FY 2021 & FY 2022 were previously combined in the EVS Core.
 - (2)** FY 2023 - The Eligibility Verification PHE core of \$5,419,538 (\$1,547,676 GR; \$3,871,862 FF) was broken out into a separate core.

CORE RECONCILIATION DETAIL

**DEPARTMENT OF SOCIAL SERVICES
FSD ELIGIBILITY VERIFICATION**

5. CORE RECONCILIATION DETAIL

	Budget Class	FTE	GR	Federal	Other	Total	Explanation
TAFP AFTER VETOES							
	EE	0.00	4,197,481	14,615,265	0	18,812,746	
	Total	0.00	4,197,481	14,615,265	0	18,812,746	
DEPARTMENT CORE ADJUSTMENTS							
1x Expenditures	214 3796 EE	0.00	0	(3,631,025)	0	(3,631,025)	Core reduction of one-time funding.
	NET DEPARTMENT CHANGES	0.00	0	(3,631,025)	0	(3,631,025)	
DEPARTMENT CORE REQUEST							
	EE	0.00	4,197,481	10,984,240	0	15,181,721	
	Total	0.00	4,197,481	10,984,240	0	15,181,721	
GOVERNOR'S RECOMMENDED CORE							
	EE	0.00	4,197,481	10,984,240	0	15,181,721	
	Total	0.00	4,197,481	10,984,240	0	15,181,721	

CORE RECONCILIATION DETAIL

**DEPARTMENT OF SOCIAL SERVICES
FSD ELIGIBILITY VERIFICATN PHE**

5. CORE RECONCILIATION DETAIL

				Budget Class	FTE	GR	Federal	Other	Total	Explanation
TAFP AFTER VETOES										
				EE	0.00	1,547,676	3,871,862	0	5,419,538	
				Total	0.00	1,547,676	3,871,862	0	5,419,538	
DEPARTMENT CORE ADJUSTMENTS										
1x Expenditures	221	1028	EE	0.00	0	(798,718)	0	0	(798,718)	Core reduction of one-time funding.
1x Expenditures	221	1029	EE	0.00	0	(73,725)	0	0	(73,725)	Core reduction of one-time funding.
1x Expenditures	221	1031	EE	0.00	0	(73,728)	0	0	(73,728)	Core reduction of one-time funding.
1x Expenditures	221	1036	EE	0.00	(675,230)	0	0	0	(675,230)	Core reduction of one-time funding.
1x Expenditures	221	1037	EE	0.00	(798,718)	0	0	0	(798,718)	Core reduction of one-time funding.
1x Expenditures	221	1038	EE	0.00	(73,728)	0	0	0	(73,728)	Core reduction of one-time funding.
1x Expenditures	221	1027	EE	0.00	0	(2,925,691)	0	0	(2,925,691)	Core reduction of one-time funding.
NET DEPARTMENT CHANGES					0.00	(1,547,676)	(3,871,862)	0	(5,419,538)	
DEPARTMENT CORE REQUEST										
				EE	0.00	0	0	0	0	0
				Total	0.00	0	0	0	0	0
GOVERNOR'S RECOMMENDED CORE										
				EE	0.00	0	0	0	0	0
				Total	0.00	0	0	0	0	0

DECISION ITEM SUMMARY

Budget Unit									
Decision Item	FY 2023	FY 2023	FY 2024	FY 2024	FY 2025	FY 2025	*****	*****	
Budget Object Summary	ACTUAL	ACTUAL	BUDGET	BUDGET	DEPT REQ	DEPT REQ	SECURED	SECURED	
Fund	DOLLAR	FTE	DOLLAR	FTE	DOLLAR	FTE	COLUMN	COLUMN	
FSD ELIGIBILITY VERIFICATION									
CORE									
EXPENSE & EQUIPMENT									
GENERAL REVENUE	2,288,828	0.00	4,197,481	0.00	4,197,481	0.00	0	0.00	
CHILD CARE AND DEVELOPMENT FED	37,190	0.00	165,068	0.00	165,068	0.00	0	0.00	
TEMP ASSIST NEEDY FAM FEDERAL	90,000	0.00	217,878	0.00	217,878	0.00	0	0.00	
DEPT OF SOC SERV FEDERAL & OTH	4,006,227	0.00	9,946,513	0.00	9,946,513	0.00	0	0.00	
DSS FEDERAL STIM 2021 FUND	0	0.00	3,631,025	0.00	0	0.00	0	0.00	
FMAP ENHANCEMENT - EXPANSION	260,712	0.00	654,781	0.00	654,781	0.00	0	0.00	
TOTAL - EE	6,682,957	0.00	18,812,746	0.00	15,181,721	0.00	0	0.00	
TOTAL	6,682,957	0.00	18,812,746	0.00	15,181,721	0.00	0	0.00	
GRAND TOTAL	\$6,682,957	0.00	\$18,812,746	0.00	\$15,181,721	0.00	\$0	0.00	

DECISION ITEM SUMMARY

Budget Unit									
Decision Item	FY 2023	FY 2023	FY 2024	FY 2024	FY 2025	FY 2025	*****	*****	
Budget Object Summary	ACTUAL	ACTUAL	BUDGET	BUDGET	DEPT REQ	DEPT REQ	SECURED	SECURED	
Fund	DOLLAR	FTE	DOLLAR	FTE	DOLLAR	FTE	COLUMN	COLUMN	
FSD ELIGIBILITY VERIFICATN PHE									
CORE									
EXPENSE & EQUIPMENT									
GENERAL REVENUE	782,100	0.00	1,547,676	0.00	0	0.00	0	0.00	
CHILD CARE AND DEVELOPMENT FED	57,081	0.00	73,728	0.00	0	0.00	0	0.00	
TEMP ASSIST NEEDY FAM FEDERAL	73,725	0.00	73,725	0.00	0	0.00	0	0.00	
DEPT OF SOC SERV FEDERAL & OTH	2,015,307	0.00	3,724,409	0.00	0	0.00	0	0.00	
TOTAL - EE	2,928,213	0.00	5,419,538	0.00	0	0.00	0	0.00	
TOTAL	2,928,213	0.00	5,419,538	0.00	0	0.00	0	0.00	
PHE Eligibility Verification - 1886032									
EXPENSE & EQUIPMENT									
GENERAL REVENUE	0	0.00	0	0.00	1,547,676	0.00	0	0.00	
CHILD CARE AND DEVELOPMENT FED	0	0.00	0	0.00	73,728	0.00	0	0.00	
TEMP ASSIST NEEDY FAM FEDERAL	0	0.00	0	0.00	73,725	0.00	0	0.00	
DEPT OF SOC SERV FEDERAL & OTH	0	0.00	0	0.00	3,724,409	0.00	0	0.00	
TOTAL - EE	0	0.00	0	0.00	5,419,538	0.00	0	0.00	
TOTAL	0	0.00	0	0.00	5,419,538	0.00	0	0.00	
GRAND TOTAL	\$2,928,213	0.00	\$5,419,538	0.00	\$5,419,538	0.00	\$0	0.00	

FLEXIBILITY REQUEST FORM

BUDGET UNIT NUMBER: 90041C & 90062C	DEPARTMENT: Department of Social Services
BUDGET UNIT NAME: Third Party Eligibility Services	
HOUSE BILL SECTION: 11.140	DIVISION: Family Support Division

1. Provide the amount by fund of personal service flexibility and the amount by fund of expense and equipment flexibility you are requesting in dollar and percentage terms and explain why the flexibility is needed. If flexibility is being requested among divisions, provide the amount by fund of flexibility you are requesting in dollar and percentage terms and explain why the flexibility is needed.

DEPARTMENT REQUEST

DSS is requesting 10% flexibility between appropriations within all subsections of HB 11.135 (MEDES) and HB section 11.140 (Eligibility Verification Services- EVS).

2. Estimate how much flexibility will be used for the budget year. How much flexibility was used in the Prior Year Budget and the Current Year Budget? Please specify the amount.

PRIOR YEAR ACTUAL AMOUNT OF FLEXIBILITY USED	CURRENT YEAR ESTIMATED AMOUNT OF FLEXIBILITY THAT WILL BE USED	BUDGET REQUEST ESTIMATED AMOUNT OF FLEXIBILITY THAT WILL BE USED
N/A	N/A	Up to 10% flexibility will be used.

3. Please explain how flexibility was used in the prior and/or current years.

PRIOR YEAR EXPLAIN ACTUAL USE	CURRENT YEAR EXPLAIN PLANNED USE
N/A	Flexibility will allow DSS to align appropriation authority for planned spending and unanticipated needs during the fiscal year and to ensure continued services without disrupting or delaying payments to vendors. Expenditures and need are based on future caseloads and federal requirements which can change quickly. This flexibility will allow FSD to respond to those changes and ensure eligibility and redeterminations are done timely.

DECISION ITEM DETAIL

Budget Unit	FY 2023	FY 2023	FY 2024	FY 2024	FY 2025	FY 2025	*****	*****
Decision Item	ACTUAL	ACTUAL	BUDGET	BUDGET	DEPT REQ	DEPT REQ	SECURED	SECURED
Budget Object Class	DOLLAR	FTE	DOLLAR	FTE	DOLLAR	FTE	COLUMN	COLUMN
FSD ELIGIBILITY VERIFICATION								
CORE								
PROFESSIONAL SERVICES	6,682,957	0.00	18,812,746	0.00	15,181,721	0.00	0	0.00
TOTAL - EE	6,682,957	0.00	18,812,746	0.00	15,181,721	0.00	0	0.00
GRAND TOTAL	\$6,682,957	0.00	\$18,812,746	0.00	\$15,181,721	0.00	\$0	0.00
GENERAL REVENUE	\$2,288,828	0.00	\$4,197,481	0.00	\$4,197,481	0.00		0.00
FEDERAL FUNDS	\$4,394,129	0.00	\$14,615,265	0.00	\$10,984,240	0.00		0.00
OTHER FUNDS	\$0	0.00	\$0	0.00	\$0	0.00		0.00

DECISION ITEM DETAIL

Budget Unit	FY 2023	FY 2023	FY 2024	FY 2024	FY 2025	FY 2025	*****	*****
Decision Item	ACTUAL	ACTUAL	BUDGET	BUDGET	DEPT REQ	DEPT REQ	SECURED	SECURED
Budget Object Class	DOLLAR	FTE	DOLLAR	FTE	DOLLAR	FTE	COLUMN	COLUMN
FSD ELIGIBILITY VERIFICATN PHE								
CORE								
PROFESSIONAL SERVICES	2,928,213	0.00	5,419,538	0.00	0	0.00	0	0.00
TOTAL - EE	2,928,213	0.00	5,419,538	0.00	0	0.00	0	0.00
GRAND TOTAL	\$2,928,213	0.00	\$5,419,538	0.00	\$0	0.00	\$0	0.00
GENERAL REVENUE	\$782,100	0.00	\$1,547,676	0.00	\$0	0.00		0.00
FEDERAL FUNDS	\$2,146,113	0.00	\$3,871,862	0.00	\$0	0.00		0.00
OTHER FUNDS	\$0	0.00	\$0	0.00	\$0	0.00		0.00

PROGRAM DESCRIPTION

Department: Social Services

HB Section(s): 11.145

Program Name: Eligibility Verification

Program is found in the following core budget(s): Eligibility Verification

1a. What strategic priority does this program address?

Obtaining third party eligibility verification services provides effective, accountable partnerships for Missourians while helping build high-performing teams by streamlining the data source process

1b. What does this program do?

The Department of Social Services (DSS), Family Support Division (FSD) verifies eligibility information required from applicants and participants by utilizing electronic verification systems to cross-reference data records for program approval and renewal.

Public records as well as other established, credible data sources are used to evaluate income, resources, and assets of each applicant on no less than a quarterly basis and on a monthly basis, identifies participants who are deceased, moved out of state, or been incarcerated longer than 90 days. In addition to public records, the agency purchases data from private sources. Utilizing as many data sources as possible increases FSD's ability to process applications and renewals in one touch without requesting additional information from participants.

In SFY 2023 and SFY 2024, FSD is implementing Insights Engine, a new electronic verification service. The new electronic verification service automates and bundles eligibility verification resources and provides continuous monitoring, lessening the burden on participants to provide information needed for applications and renewals.

The Insights Engine electronic verification service launched in April 2023 for Modified Adjusted Gross Income (MAGI) MO HealthNet applications and July 2023 for MAGI annual renewals. FSD will continue to implement Insights Engine in SFY 2024 by adding applications and renewals for the MO HealthNet for the Aged, Blind, and Disabled (MHABD), Supplemental Nutrition Assistance Program (SNAP), Child Care, and Temporary Assistance for Needy Families (TANF) programs.

These current services will also be bundled when Insights Engine is fully implemented:

- The Work Number is an Equifax Workforce Solution that provides immediate confirmation of an individual's employment and earned income for verification purposes.
- LexisNexis Risk Intelligence Network Program Participation Analyzer is a platform solution that assists with the identification and prevention of duplicate participation in non-Supplemental Nutrition Assistance Program (SNAP) programs such as MO HealthNet, Temporary Assistance for Needy Families (TANF) and Child Care.
- National Accuracy Clearinghouse (NAC) is a SNAP specific solution used in identifying and preventing duplicate participation both intrastate (in state) and interstate (across states) resulting in SNAP benefits cost avoidance savings and overpayment recovery savings. NAC was mandated for use nationwide as part of the 2018 Farm Bill, and has subsequently been promulgated in 7 C.F.R. Parts 272 and 273.
- LexisNexis-Benefit Assessment provides information regarding ownership of real property, aircraft, watercraft, death, and incarceration for MO HealthNet programs.
- LexisNexis-Consumer InstantID provides information regarding address, phone number, and household composition for MO HealthNet programs.
- Accuity is an automated system that links directly to a secure network which verifies MO HealthNet applicants' or participants' reported accounts at financial institutions and also optimizes the probability of identifying undisclosed account balance information. FSD accesses Accuity at the time of application and annual renewal for MO HealthNet programs. Accuity is only utilized for the MO HealthNet for the Aged, Blind, and Disabled (MHABD) program.

FSD is currently working to add public data sources to Insights Engine. Adding public data sources to Insights Engine will result in quicker and more efficient data gathering for eligibility determinations, resulting in quicker processing times.

In SFY 2023 and 2024, FSD is utilizing SNAP American Rescue Plan Act (ARPA) funds to implement Insights Engine. The SNAP American Rescue Plan Act (ARPA) grant was funded through September 30, 2023, and therefore is being core reduced in SFY 2025.

PROGRAM DESCRIPTION

Department: Social Services

HB Section(s): 11.145

Program Name: Eligibility Verification

Program is found in the following core budget(s): Eligibility Verification

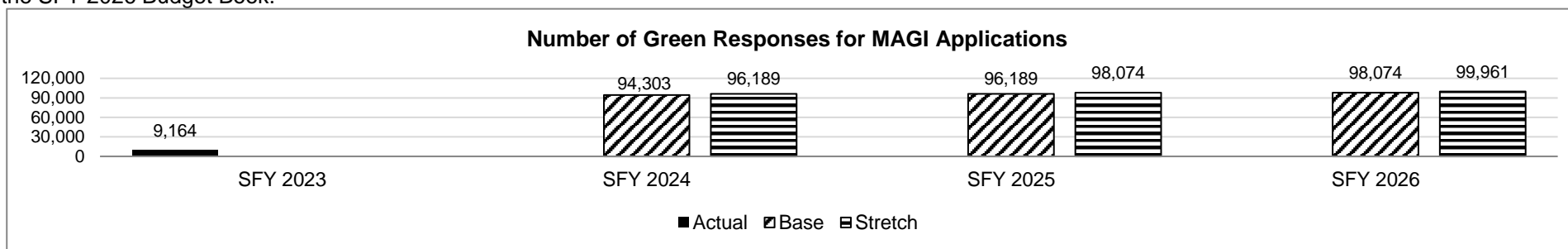
2a. Provide an activity measure(s) for the program.

Number of Red Responses (Additional participant verification needed).

Data for the number of Red Responses for MAGI Applications is not available for SFY 2023. Data for SFY 2024 is currently being collected and will be available for the SFY 2026 Budget Book.

Number of Green Responses (No additional participant verification needed) for MAGI Renewals

Data for the number of Green Responses for MAGI Renewals is not available for SFY 2023. Data for SFY 2024 is currently being collected and will be available for the SFY 2026 Budget Book.

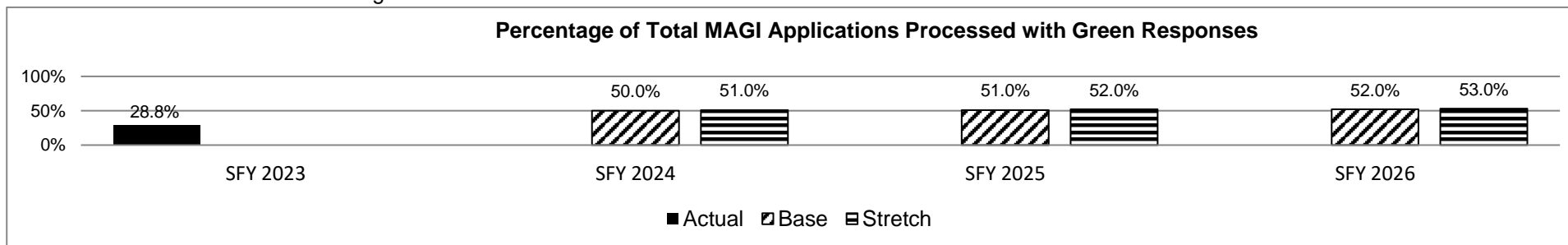


The Insights Engine electronic verification service launched in April 2023 for MAGI MO HealthNet applications. The statistics listed above are for MAGI MO HealthNet applications processed in April, May, and June 2023. FSD projects significant increases for future years due to the addition of applications for the MHABD, SNAP, TANF, and Child Care programs. In addition, increases are anticipated with the addition of more data sources being added to the Insights Engine electronic verification service.

2b. Provide a measure(s) of the program's quality.

Percentage of Total Annual Renewals Processed with Green Responses

Data for Percentage of Total Annual Renewals Processed with Green Responses is not available for SFY 2023. Data for SFY 2024 is currently being collected and will be available for the SFY 2026 Budget Book.



The Insights Engine electronic verification service launched in April 2023 for MAGI MO HealthNet applications. The statistics listed above are for MAGI MO HealthNet applications processed in April, May, and June 2023. FSD projects significant increases for future years due to the addition of applications for the MHABD, SNAP, TANF, and Child Care programs. In addition, increases are anticipated with the addition of more data sources being added to the Insights Engine electronic verification service.

PROGRAM DESCRIPTION

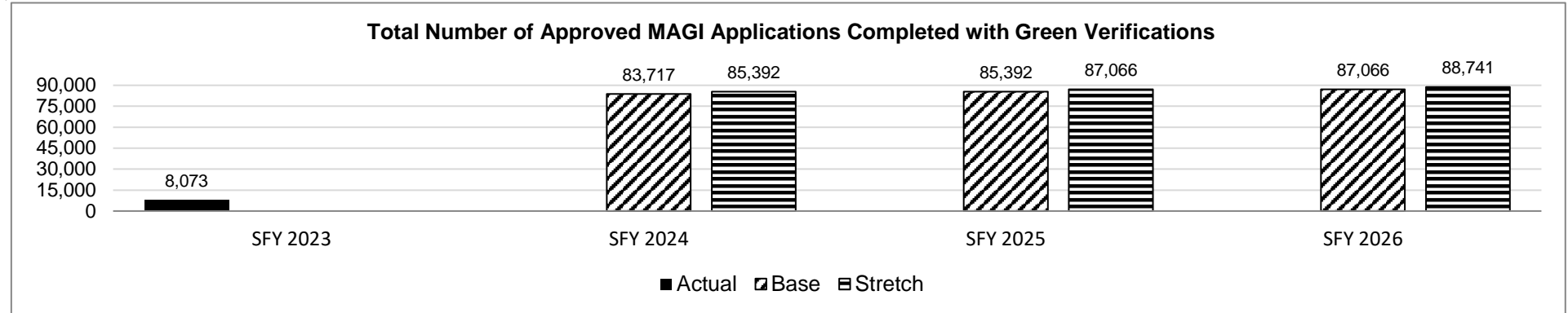
Department: Social Services

HB Section(s): 11.145

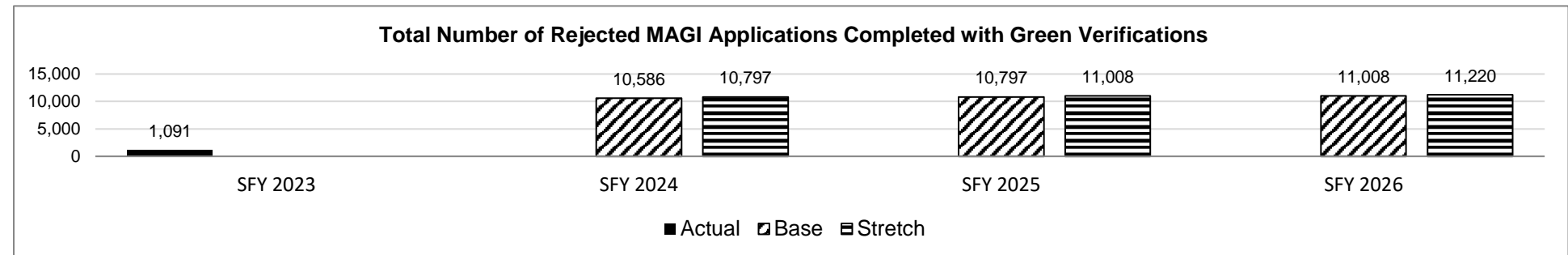
Program Name: Eligibility Verification

Program is found in the following core budget(s): Eligibility Verification

2c. Provide a measure(s) of the program's impact.



The Insights Engine electronic verification service launched in April 2023 for MAGI MO HealthNet applications. The statistics listed above are for MAGI MO HealthNet applications processed in April, May, and June 2023. FSD projects significant increases for future years due to the addition of applications for the MHABD, SNAP, TANF, and Child Care programs. In addition, increases are anticipated with the addition of more data sources being added to the Insights Engine electronic verification service.



The Insights Engine electronic verification service launched in April 2023 for MAGI MO HealthNet applications. The statistics listed above are for MAGI MO HealthNet applications processed in April, May, and June 2023. FSD projects significant increases for future years due to the addition of applications for the MHABD, SNAP, TANF, and Child Care programs. In addition, increases are anticipated with the addition of more data sources being added to the Insights Engine electronic verification service.

2d. Provide a measure(s) of the program's efficiency.

Reduced Churn at 30, 60, and 90 Days

This is a new measure in FY 2023. Comparison to report churn will require two years of data. Data to be reported in the FY 2026 Budget Request.

Churn is defined as a temporary loss of benefits in which enrollees disenroll and then re-enroll within a short period of time. FSD measures churn based on the number of cases that close, and then reapply and are found eligible within 30, 60, or 90 days.

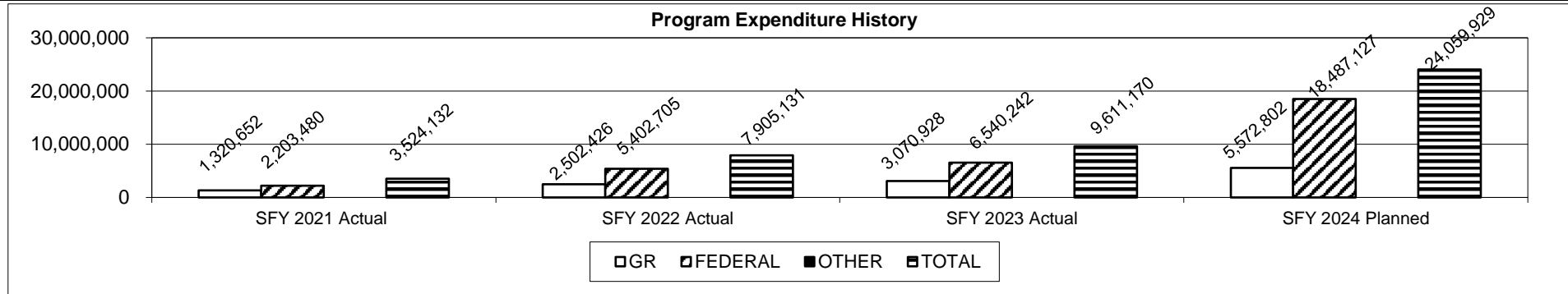
Due to the Continuous Coverage requirements of the MO HealthNet program during the COVID-19 Public Health Emergency, the churn rates for MO HealthNet cases in FY 2024 and FY 2025 may be significantly higher or lower than the other public assistance programs.

PROGRAM DESCRIPTION

Department: Social Services
 Program Name: Eligibility Verification
 Program is found in the following core budget(s): Eligibility Verification

HB Section(s): 11.145

3. Provide actual expenditures for the prior three fiscal years and planned expenditures for the current fiscal year. (Note: Amounts do not include fringe benefit costs.)



SFY 2024 Planned expenditures are net of reverted.

4. What are the sources of the "Other" funds?

N/A

5. What is the authorization for this program, i.e., federal or state statute, etc.? (Include the federal program number, if applicable.)

State Statute: RSMo 208.065
 Federal Statute for Asset Verification System: 42 U.S.C. § 1396w
 Federal Statute for National Accuracy Clearinghouse: 7 U.S.C. § 2020 section 11(x)

6. Are there federal matching requirements? If yes, please explain.

EVS federal fund (FF) reimbursement is based on the type of expenditure. EVS implementation is reimbursed at 90% FF, 10% State Match. Case information determines the rate of reimbursement for other expenditures. A portion of the EVS contracts are claimed to MO HealthNet Administration (75% FF and 25% State Match), SNAP Admin (50% FF and 50% State Match), Child Care (100% FF), and TANF Block Grant (100% FF). State Maintenance of Effort (MOE) is required to earn the TANF block grant. Expenditures from other programs also provide state MOE required to earn the TANF block grant.

7. Is this a federally mandated program? If yes, please explain.

Federal mandate required the state operate, on an ongoing basis, an asset verification program in accordance with SEC. 1940. [42 U.S.C. §1396w] by December 31, 2020. Failure to do so results in the reduction of the federal matching percentage (FMAP).

Federal mandate requires participation in the SNAP National Accuracy Clearinghouse to prevent duplicate SNAP participation in accordance with 7 C.F.R. Parts 272 and 273.

Federal regulations require the use the Federal Data Services Hub for MAGI MO HealthNet cases, and state that when information related to eligibility for Medicaid is available through an electronic data source, the state must obtain that information using that data source [42 C.F.R. § 435.949].

Core - Food Nutrition

CORE DECISION ITEM

Department: Social Services
 Division: Family Support
 Core: Food Nutrition

Budget Unit: 90057C
 HB Section: 11.150

1. CORE FINANCIAL SUMMARY

	FY 2025 Budget Request			
	GR	Federal	Other	Total
PS	0	0	0	0
EE	0	14,193,755	0	14,193,755
PSD	0	150,000	0	150,000
TRF	0	0	0	0
Total	0	14,343,755	0	14,343,755
FTE	0.00	0.00	0.00	0.00
Est. Fringe	0	0	0	0

Note: Fringes budgeted in House Bill 5 except for certain fringes budgeted directly to MoDOT, Highway Patrol, and Conservation.

	FY 2025 Governor's Recommendation			
	GR	Federal	Other	Total
PS	0	0	0	0
EE	0	0	0	0
PSD	0	0	0	0
TRF	0	0	0	0
Total	0	0	0	0
FTE	0.00	0.00	0.00	0.00
Est. Fringe	0	0	0	0

Note: Fringes budgeted in House Bill 5 except for certain fringes budgeted directly to MoDOT, Highway Patrol, and Conservation.

Other Funds: N/A

Other Funds: N/A

2. CORE DESCRIPTION

This appropriation provides funding for the Food Nutrition Program (FNP) which is known nationally as Supplemental Nutrition Assistance Program Education (SNAP-Ed) and Supplemental Nutrition Assistance Program (SNAP) Outreach.

SNAP-Ed provides information on nutrition, physical activity, food safety, and food budgeting education to SNAP eligible individuals, especially women; people with children in the home; at risk, pregnant, and parenting teens; youth; and seniors. The goal of the program is to help participants make behavior changes to achieve lifelong health and fitness and to reduce obesity. The FNP continues to focus on improving the policies, systems, and environments to target obesity prevention for SNAP recipients.

SNAP helps low-income people buy the food they need for good health, including fruits, vegetables and whole grains. The Family Support Division (FSD) through SNAP Outreach, works with local agencies, advocates, community and faith-based organizations, and others to conduct outreach to eligible low-income people who are not currently participating in SNAP, and shares information about nutrition benefits available from SNAP to help individuals make informed decisions. The FSD currently contracts with the University of Missouri Extension (MU) and the Missouri Food Bank Association doing business as Feeding Missouri.

3. PROGRAM LISTING (list programs included in this core funding)

SNAP-Ed (Food Nutrition) Program & SNAP Outreach

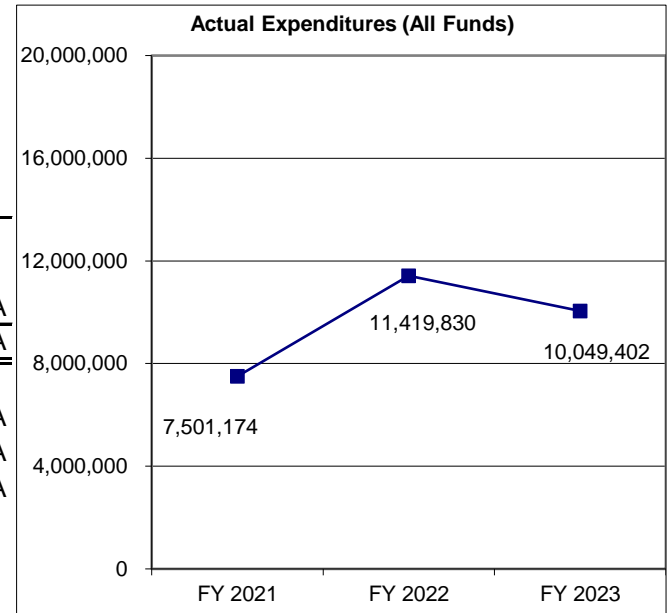
CORE DECISION ITEM

Department: Social Services
Division: Family Support
Core: Food Nutrition

Budget Unit: 90057C
HB Section: 11.150

4. FINANCIAL HISTORY

	FY 2021 Actual	FY 2022 Actual	FY 2023 Actual	FY 2024 Current Yr.
Appropriation (All Funds)	14,343,755	14,343,755	14,343,755	14,343,755
Less Reverted (All Funds)	0	0	0	0
Less Restricted (All Funds)*	0	0	0	0
Budget Authority (All Funds)	14,343,755	14,343,755	14,343,755	14,343,755
Actual Expenditures (All Funds)	7,501,174	11,419,830	10,049,402	N/A
Unexpended (All Funds)	6,842,581	2,923,925	4,294,353	N/A
General Revenue	0	0	0	N/A
Federal	6,842,581	2,923,925	4,294,353	N/A
Other	0	0	0	N/A
	(1)			



*Current Year restricted amount is as of September 1, 2023.
 Reverted includes the statutory three-percent reserve (when applicable).
 Restricted includes any Governor's Expenditure Restriction (when applicable).

NOTES:

These grants run on a federal fiscal year.

(1) FY 2021 - Core reallocation decrease of \$8,000,000 in FF transferred to the new MO Work Assistance Section.

CORE RECONCILIATION DETAIL

**DEPARTMENT OF SOCIAL SERVICES
FOOD NUTRITION**

5. CORE RECONCILIATION DETAIL

	Budget Class	FTE	GR	Federal	Other	Total	Explanation
TAFP AFTER VETOES							
	EE	0.00	0	14,193,755	0	14,193,755	
	PD	0.00	0	150,000	0	150,000	
	Total	0.00	0	14,343,755	0	14,343,755	
DEPARTMENT CORE REQUEST							
	EE	0.00	0	14,193,755	0	14,193,755	
	PD	0.00	0	150,000	0	150,000	
	Total	0.00	0	14,343,755	0	14,343,755	
GOVERNOR'S RECOMMENDED CORE							
	EE	0.00	0	14,193,755	0	14,193,755	
	PD	0.00	0	150,000	0	150,000	
	Total	0.00	0	14,343,755	0	14,343,755	

DECISION ITEM SUMMARY

Budget Unit									
Decision Item	FY 2023	FY 2023	FY 2024	FY 2024	FY 2025	FY 2025	*****	*****	
Budget Object Summary	ACTUAL	ACTUAL	BUDGET	BUDGET	DEPT REQ	DEPT REQ	SECURED	SECURED	
Fund	DOLLAR	FTE	DOLLAR	FTE	DOLLAR	FTE	COLUMN	COLUMN	
FOOD NUTRITION									
CORE									
EXPENSE & EQUIPMENT									
DEPT OF SOC SERV FEDERAL & OTH	10,049,402	0.00	14,193,755	0.00	14,193,755	0.00	0	0.00	
TOTAL - EE	10,049,402	0.00	14,193,755	0.00	14,193,755	0.00	0	0.00	
PROGRAM-SPECIFIC									
DEPT OF SOC SERV FEDERAL & OTH	0	0.00	150,000	0.00	150,000	0.00	0	0.00	
TOTAL - PD	0	0.00	150,000	0.00	150,000	0.00	0	0.00	
TOTAL	10,049,402	0.00	14,343,755	0.00	14,343,755	0.00	0	0.00	
GRAND TOTAL	\$10,049,402	0.00	\$14,343,755	0.00	\$14,343,755	0.00	\$0	0.00	

DECISION ITEM DETAIL

Budget Unit	FY 2023	FY 2023	FY 2024	FY 2024	FY 2025	FY 2025	*****	*****
Decision Item	ACTUAL	ACTUAL	BUDGET	BUDGET	DEPT REQ	DEPT REQ	SECURED	SECURED
Budget Object Class	DOLLAR	FTE	DOLLAR	FTE	DOLLAR	FTE	COLUMN	COLUMN
FOOD NUTRITION								
CORE								
TRAVEL, IN-STATE	3,810	0.00	2,000	0.00	2,000	0.00	0	0.00
TRAVEL, OUT-OF-STATE	3,202	0.00	0	0.00	5,000	0.00	0	0.00
PROFESSIONAL DEVELOPMENT	765	0.00	0	0.00	0	0.00	0	0.00
PROFESSIONAL SERVICES	10,041,625	0.00	14,191,755	0.00	14,186,755	0.00	0	0.00
TOTAL - EE	10,049,402	0.00	14,193,755	0.00	14,193,755	0.00	0	0.00
PROGRAM DISTRIBUTIONS	0	0.00	150,000	0.00	150,000	0.00	0	0.00
TOTAL - PD	0	0.00	150,000	0.00	150,000	0.00	0	0.00
GRAND TOTAL	\$10,049,402	0.00	\$14,343,755	0.00	\$14,343,755	0.00	\$0	0.00
GENERAL REVENUE	\$0	0.00	\$0	0.00	\$0	0.00		0.00
FEDERAL FUNDS	\$10,049,402	0.00	\$14,343,755	0.00	\$14,343,755	0.00		0.00
OTHER FUNDS	\$0	0.00	\$0	0.00	\$0	0.00		0.00

PROGRAM DESCRIPTION

Department: Social Services

HB Section(s): 11.150

Program Name: SNAP-Ed

Program is found in the following core budget(s): Food Nutrition

1a. What strategic priority does this program address?

Build and engage resources to support families in need

1b. What does this program do?

The Department of Social Services (DSS), Family Support Division (FSD) is partnering with the University of Missouri Extension (MU) to provide Supplemental Nutrition Assistance Program Education (SNAP-Ed) to low income eligible Missourians where they live and work, with the goal of teaching participants to make healthy choices and improve food resources.

The SNAP-Ed (Food Nutrition) Program provides educational information about nutrition, physical activity, food safety and food budgeting to SNAP eligible individuals, especially to households with children in the home, at-risk pregnant and parenting teens, youth, and seniors through multiple approaches. Focus on changing behaviors to increase vegetable and fruit consumption, such as gardening and purchasing fresh produce at farmers markets, is included in the education provided throughout the state. The goal of the program is to teach participants how to make behavior changes and improve food resource management to achieve lifelong health and fitness, and reduce obesity.

Currently, the DSS partners with the MU to deliver education to targeted SNAP participants and eligible individuals. This appropriation is used to pay the salaries, benefits, expenses, and equipment for over 133 MU Extension employees who implement the Food Nutrition Program by providing education regarding nutrition to low-income Missourians. These positions fill various roles to deliver nutrition, health, and physical activity education throughout Missouri where SNAP recipients and eligible individuals live and work. There are over 6,200 agency personnel and University faculty and staff who also contribute to the SNAP-Ed program.

PROGRAM DESCRIPTION

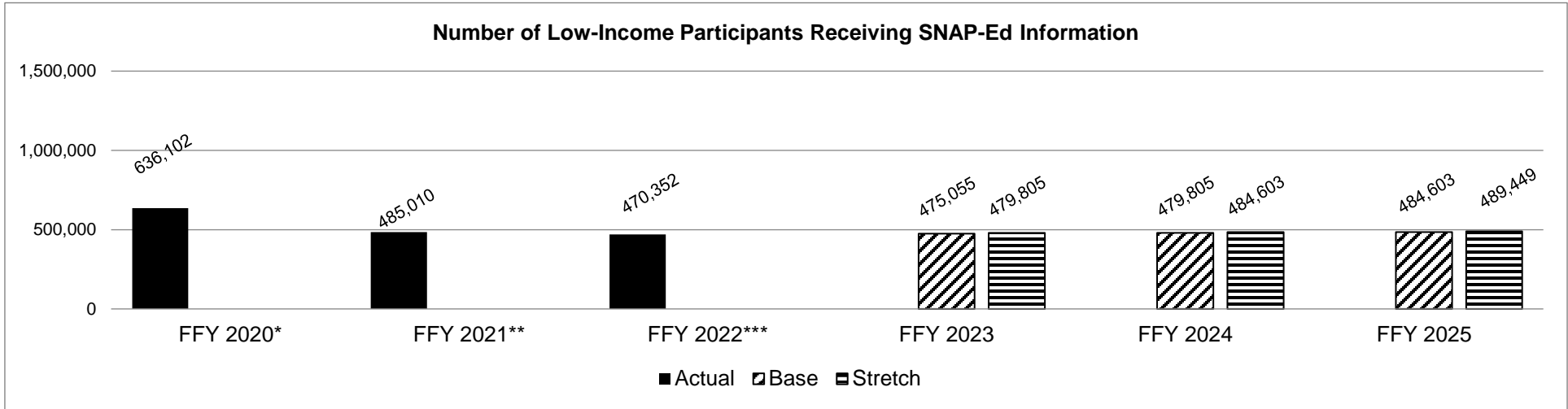
Department: Social Services

HB Section(s): 11.150

Program Name: SNAP-Ed

Program is found in the following core budget(s): Food Nutrition

2a. Provide an activity measure(s) for the program.



*In FFY 2020 - There was a decrease of participants due to the COVID-19 healthcare crisis. MU had to restructure how they delivered SNAP-Ed and transition to a virtual delivery system.

**FFY 2021 - There continued to be a decrease in participants due to the COVID-19 healthcare crisis as well as a staffing shortage of SNAP-Ed educators at MU Extension leading to a reduction in lessons taught across the state. MU posted multiple positions for hire as well as worked to reclassify positions to a higher rate of pay in hopes of obtaining/retaining more staff.

***Beginning late FFY 2022 MU Extension was approved to reclassify the positions for SNAP-Ed staff which included a wage increase in hopes that the more competitive wage would allow them to be able to hire and maintain staff. MU Extension anticipated to be closer to full staff capacity by late FFY 2022 or early FFY 2023. However, difficulty hiring staff has continued in spite of the wage increase. An increase in the number of individuals they are able to serve by providing education in these areas is not expected until the hiring difficulties are overcome.

FFY 2023 data will be available in February 2024.

2b. Provide a measure(s) of the program's quality.

MU Extension conducts periodic satisfaction surveys of the agencies/schools that they partner with. The theory behind this approach is that a partner willing to have the program return equals satisfaction with the program. Their satisfaction rate averages 97%.

PROGRAM DESCRIPTION

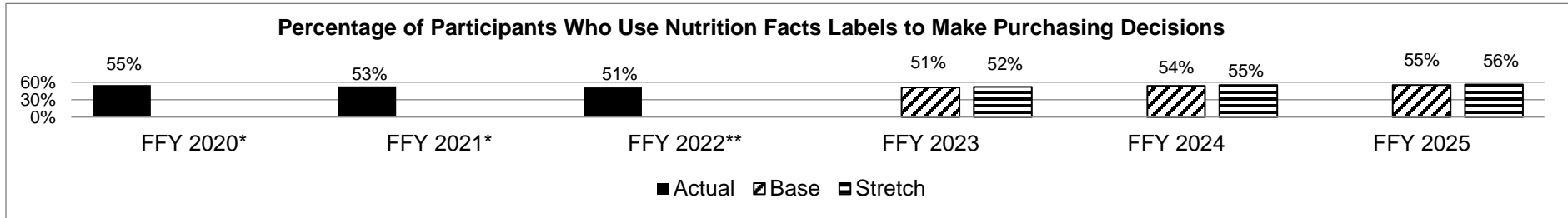
Department: Social Services

HB Section(s): 11.150

Program Name: SNAP-Ed

Program is found in the following core budget(s): Food Nutrition

2c. Provide a measure(s) of the program's impact.

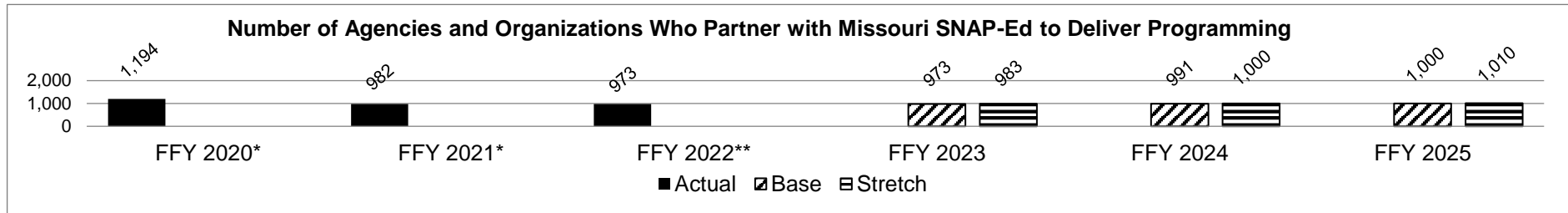


*In FFY 2020 and FFY 2021 - There was a decrease of participants due to the COVID-19 healthcare crisis. MU had to restructure how they delivered SNAP-Ed and transition to a virtual delivery system.

**Beginning late FFY 2022 MU Extension was approved to reclassify the positions for SNAP-Ed staff which included a wage increase in hopes that the more competitive wage would allow them to be able to hire and maintain staff. MU Extension anticipated to be closer to full staff capacity by late FFY 2022 or early FFY 2023. However, difficulty hiring staff has continued in spite of the wage increase. An increase in the number of individuals they are able to serve by providing education in these areas is not expected until the hiring difficulties are overcome.

FFY 2023 data will be available in February 2024.

2d. Provide a measure(s) of the program's efficiency.



*In FFY 2020 and FFY 2021, there was a decrease due to down time that was needed to restructure during COVID-19 and difficulty with outreach to other organizations during the first few months of the COVID-19 healthcare crisis.

**Beginning late FFY 2022 MU Extension was approved to reclassify the positions for SNAP-Ed staff which included a wage increase in hopes that the more competitive wage would allow them to be able to hire and maintain staff. MU Extension anticipated to be closer to full staff capacity by late FFY 2022 or early FFY 2023. However, difficulty hiring staff has continued in spite of the wage increase. An increase in the number of individuals they are able to serve by providing education in these areas is not expected until the hiring difficulties are overcome.

FFY 2023 data will be available in February 2024.

PROGRAM DESCRIPTION

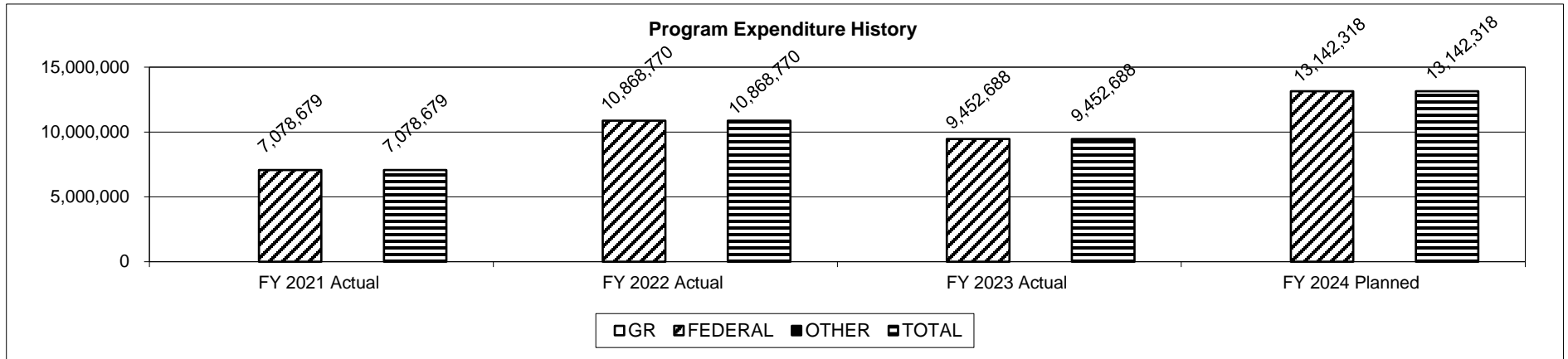
Department: Social Services

HB Section(s): 11.150

Program Name: SNAP-Ed

Program is found in the following core budget(s): Food Nutrition

3. Provide actual expenditures for the prior three fiscal years and planned expenditures for the current fiscal year. (Note: Amounts do not include fringe benefit costs.)



4. What are the sources of the "Other " funds?

N/A

5. What is the authorization for this program, i.e., federal or state statute, etc.? (Include the federal program number, if applicable.)

State law: Section 205.960, RSMo. Federal law: Food Security Act of 1985 (P.L. 99-198), Hunger Prevention Act of 1996, Personal Responsibility and Work Opportunity Act of 1996, 1997 Balanced Budget Reconciliation Act; Food and Nutrition Act of 2008; Healthy, Hunger Free Kids Act of 2010.

6. Are there federal matching requirements? If yes, please explain.

SNAP-Ed (Food Nutrition) is 100% federally funded.

7. Is this a federally mandated program? If yes, please explain.

No.

PROGRAM DESCRIPTION

Department: Social Services

HB Section(s): 11.150

Program Name: SNAP Outreach

Program is found in the following core budget(s): Food Nutrition

1a. What strategic priority does this program address?

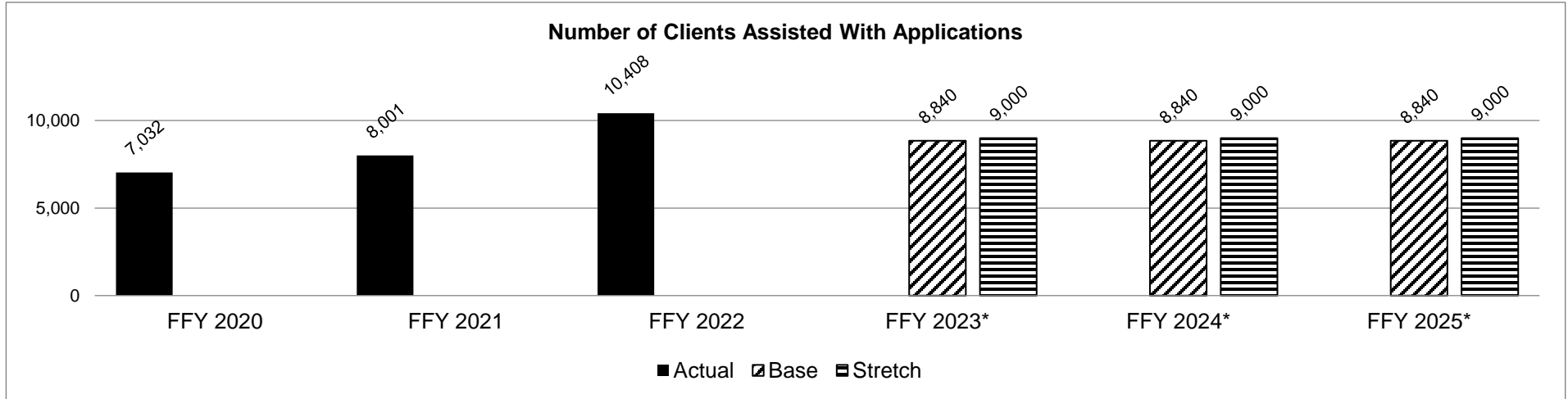
Build and engage community resources to support families in need to ensure vulnerable populations are aware of the availability, application procedures, and benefits of the SNAP Program

1b. What does this program do?

The Department of Social Services (DSS), Family Support Division (FSD) partners with the University of Missouri Extension (MU) and the Missouri Food Bank Association (Feeding Missouri) to help low-income Missourians obtain resources to buy food and understand the nutritional benefits available from Supplemental Nutrition Assistance Program (SNAP) with assistance from local resources.

SNAP helps low-income people buy the food that they need for good health, including fruits, vegetables and whole grains. Through SNAP Outreach, the FSD works with local agencies, advocates, community and faith-based organizations, and others to conduct outreach to eligible low-income individuals who are not currently participating in SNAP, and shares information about the nutrition benefits available from SNAP to help them make informed decisions.

2a. Provide an activity measure(s) for the program.



*Projections reflect a decrease related to the implementation of a telephonic signature policy required since the unwinding of PHE. Development and implementation will occur in FFY 2023 and FFY 2024. The number of applicants could be impacted by the change into FFY 2025 as applicants are introduced to the new guidelines of the required policy.

FFY 2023 data available in February 2024.

PROGRAM DESCRIPTION

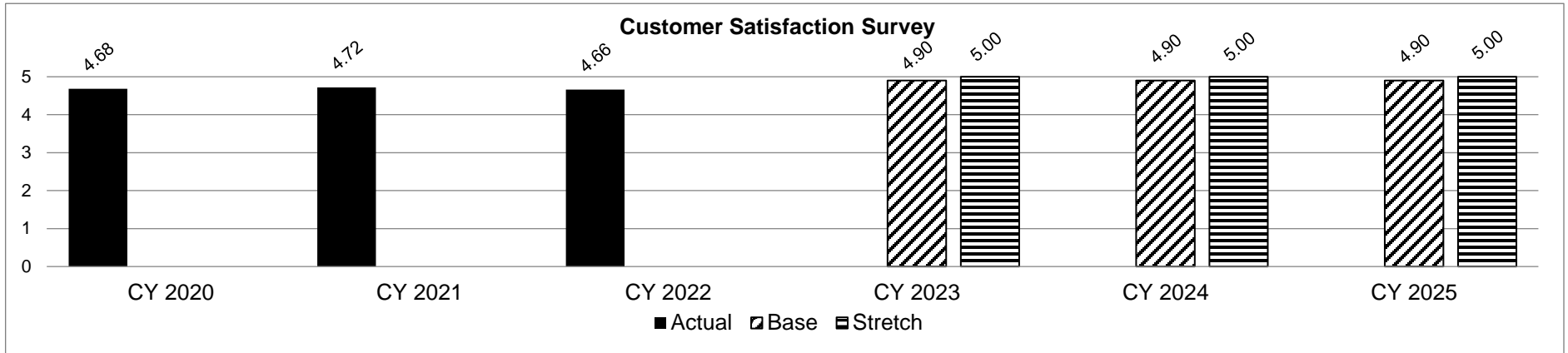
Department: Social Services

HB Section(s): 11.150

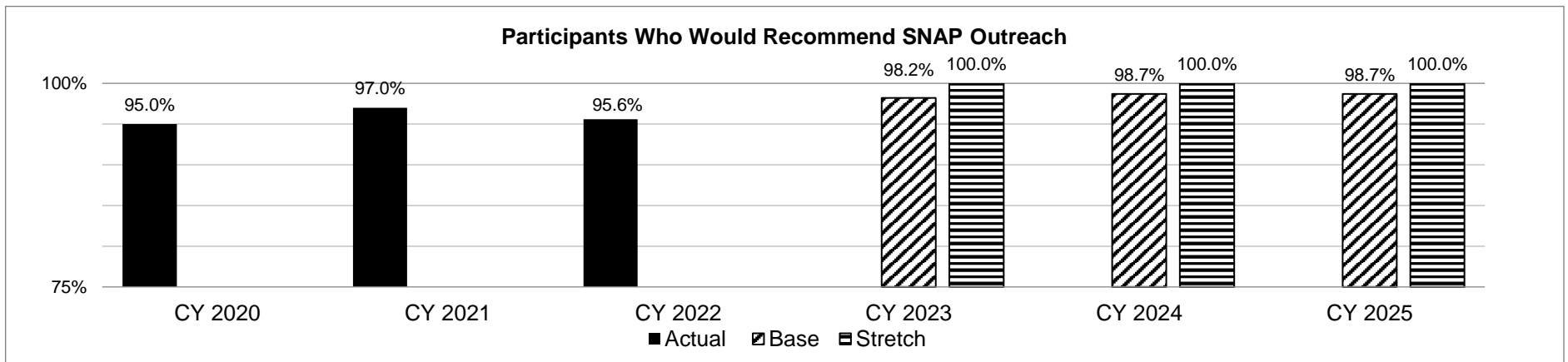
Program Name: SNAP Outreach

Program is found in the following core budget(s): Food Nutrition

2b. Provide a measure(s) of the program's quality.



Measure provided by Feeding Missouri.
 A score of one (1) is unsatisfied and a score of five (5) is exceptional.
 CY 2023 data will be available in March 2024.



Measure provided by Feeding Missouri.
 CY 2023 data will be available in March 2024.

PROGRAM DESCRIPTION

Department: Social Services

HB Section(s): 11.150

Program Name: SNAP Outreach

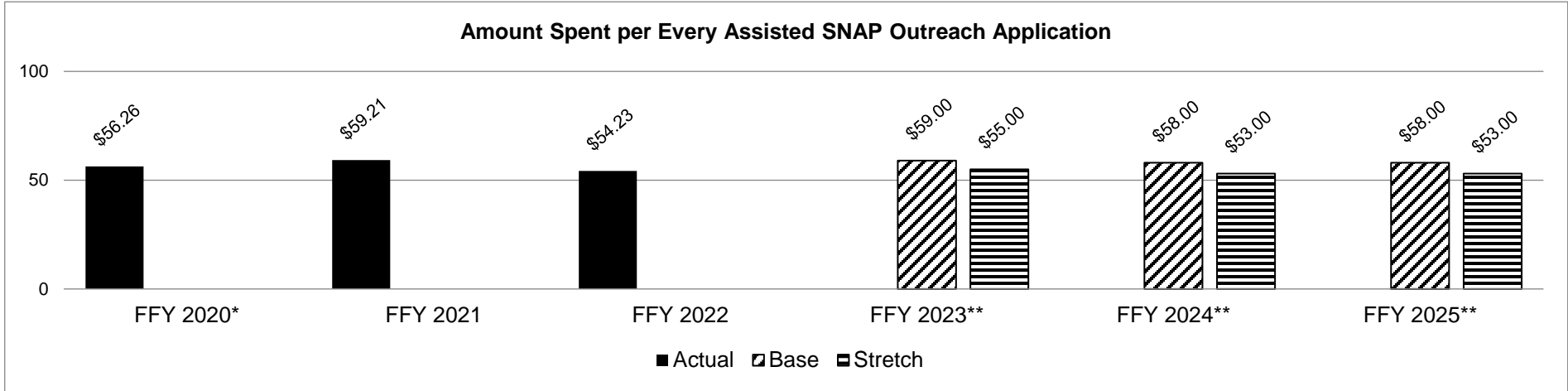
Program is found in the following core budget(s): Food Nutrition

2c. Provide a measure(s) of the program's impact.

The FSD continues to work with Feeding Missouri using the Feeding America SNAP Impact Calculator to estimate the impact of SNAP applications assistance. The approval rate of SNAP applications submitted as a result of SNAP Outreach in CY 2022, who were determined eligible is 58.1%.

CY 2023 data available February 2024.

2d. Provide a measure(s) of the program's efficiency.



*FFY 2020 actual was updated to reflect more accurate data.

**Projections reflect an increase related to costs associated with the development and implementation of a telephonic signature policy and process.

FFY 2023 data available in February 2024.

PROGRAM DESCRIPTION

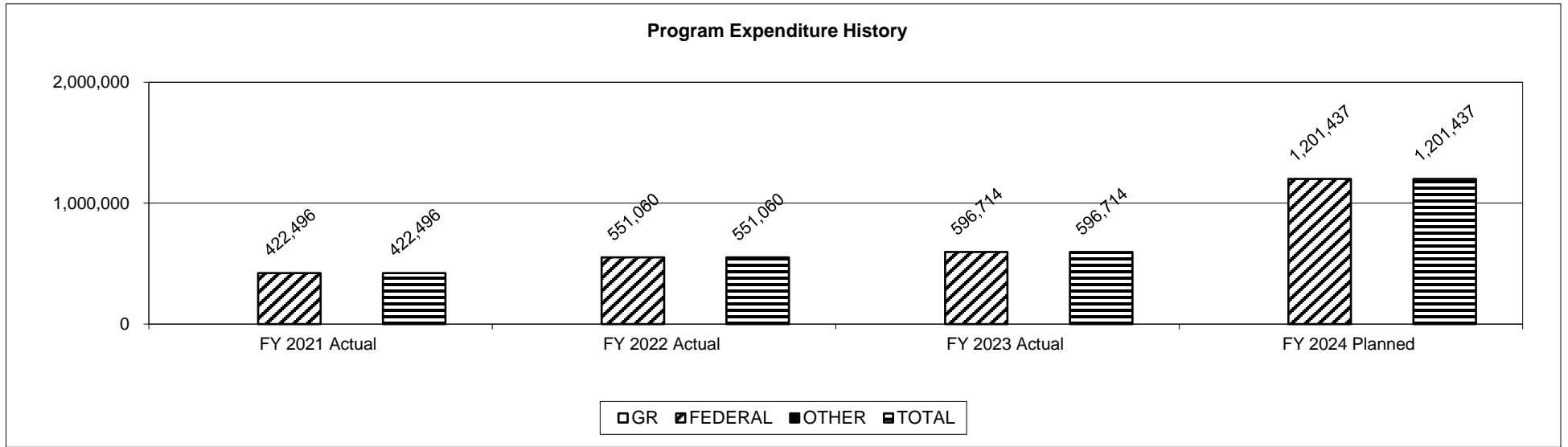
Department: Social Services

HB Section(s): 11.150

Program Name: SNAP Outreach

Program is found in the following core budget(s): Food Nutrition

3. Provide actual expenditures for the prior three fiscal years and planned expenditures for the current fiscal year. (Note: Amounts do not include fringe benefit costs.)



4. What are the sources of the "Other " funds?

N/A

5. What is the authorization for this program, i.e., federal or state statute, etc.? (Include the federal program number, if applicable.)

Federal law: Section 11(e) (1) (A) of the Food and Nutrition Act of 2008.

6. Are there federal matching requirements? If yes, please explain.

SNAP - Outreach is 50% federally funded through reimbursement; contractors provide the state match with non-federal resources.

7. Is this a federally mandated program? If yes, please explain.

No.

**Core – Missouri Work
Programs- Fathers and
Families Support Center**

CORE DECISION ITEM

Department: Social Services
 Division: Family Support
 Core: Missouri Work Program- Fathers and Families Support Center

Budget Unit: 90173C
 HB Section: 11.155

1. CORE FINANCIAL SUMMARY

	FY 2025 Budget Request					FY 2025 Governor's Recommendation			
	GR	Federal	Other	Total		GR	Federal	Other	Total
PS	0	0	0	0	PS	0	0	0	0
EE	0	0	0	0	EE	0	0	0	0
PSD	0	750,000	0	750,000	PSD	0	0	0	0
TRF	0	0	0	0	TRF	0	0	0	0
Total	0	750,000	0	750,000	Total	0	0	0	0
FTE	0.00	0.00	0.00	0.00	FTE	0.00	0.00	0.00	0.00

Est. Fringe	0	0	0	0
--------------------	---	---	---	---

Note: Fringes budgeted in House Bill 5 except for certain fringes budgeted directly to MoDOT, Highway Patrol, and Conservation.

Est. Fringe	0	0	0	0
--------------------	---	---	---	---

Note: Fringes budgeted in House Bill 5 except for certain fringes budgeted directly to MoDOT, Highway Patrol, and Conservation.

Other Funds: N/A

Other Funds: N/A

2. CORE DESCRIPTION

The Department of Social Services (DSS), Family Support Division (FSD) receives a Temporary Assistance for Needy Families (TANF) block grant from the US Department of Health and Human Services, Administration for Children and Families. TANF was created in the 1996 welfare reform law (P. L. 104-193). TANF provides a variety of employment and training programs that meet one or more of the four purposes of TANF.

The four purposes of the TANF program are:

- To provide assistance to needy families to help keep children in the home
- To end dependence of needy parents by promoting job preparation, work, and marriage
- To prevent and reduce out-of-wedlock pregnancies
- To encourage the formation and maintenance of two-parent families

DSS administers the Fathers and Families Support Center to foster healthy relationships by strengthening families and reducing the rates of absentee fathers through developing parenting skills, employment placement and employee retention skills.

3. PROGRAM LISTING (list programs included in this core funding)

Fathers and Families Support Center

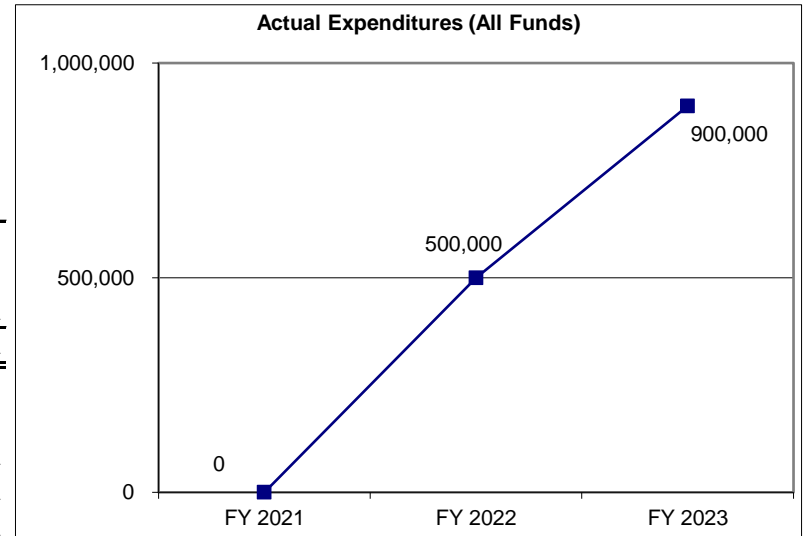
CORE DECISION ITEM

Department: Social Services
Division: Family Support
Core: Missouri Work Program - Fathers and Families Support Center

Budget Unit: 90173C
HB Section: 11.155

4. FINANCIAL HISTORY

	FY 2021 Actual	FY 2022 Actual	FY 2023 Actual	FY 2024 Current Yr.
Appropriation (All Funds)	0	500,000	900,000	1,000,000
Less Reverted (All Funds)	0	0	0	0
Less Restricted (All Funds)*		0	0	0
Budget Authority (All Funds)	0	500,000	900,000	1,000,000
Actual Expenditures (All Funds)	0	500,000	900,000	N/A
Unexpended (All Funds)	0	0	0	N/A
Unexpended, by Fund:				
General Revenue	0	0	0	N/A
Federal	0	0	0	N/A
Other	0	0	0	N/A
		(1)	(2)	(3)



*Current Year restricted amount is as of September 1, 2023.

Reverted includes the statutory three-percent reserve (when applicable).

Restricted includes any Governor's Expenditure Restriction (when applicable).

NOTES:

(1) FY 2022 - There was a core increase of \$500,000 FF one-time funding.

(2) FY 2023 - There was a core reduction of the FY 2022 one-time \$500,000 funding; however, this program was funded again in FY 2023 for \$900,000 FF (\$750,000 on-going and \$150,000 one-time funding).

(3) FY 2024 - There was a core reduction of the FY 2023 one-time \$150,000 FF funding; however, in FY 2024, this was funded \$250,000 FF additional one-time funding totaling \$1,000,000.

CORE RECONCILIATION DETAIL

**DEPARTMENT OF SOCIAL SERVICES
FATHERS & FAMILIES**

5. CORE RECONCILIATION DETAIL

	Budget Class	FTE	GR	Federal	Other	Total	Explanation
DEPARTMENT CORE ADJUSTMENTS							
Core Reallocation	1362 5818 PD	0.00	0	750,000	0	750,000	Core reallocation from HB 11.230 due to HB reorder.
NET DEPARTMENT CHANGES		0.00	0	750,000	0	750,000	
DEPARTMENT CORE REQUEST							
	PD	0.00	0	750,000	0	750,000	
	Total	0.00	0	750,000	0	750,000	
GOVERNOR'S RECOMMENDED CORE							
	PD	0.00	0	750,000	0	750,000	
	Total	0.00	0	750,000	0	750,000	

DECISION ITEM SUMMARY

Budget Unit									
Decision Item	FY 2023	FY 2023	FY 2024	FY 2024	FY 2025	FY 2025	*****	*****	
Budget Object Summary	ACTUAL	ACTUAL	BUDGET	BUDGET	DEPT REQ	DEPT REQ	SECURED	SECURED	
Fund	DOLLAR	FTE	DOLLAR	FTE	DOLLAR	FTE	COLUMN	COLUMN	
FATHERS & FAMILIES									
CORE									
PROGRAM-SPECIFIC									
TEMP ASSIST NEEDY FAM FEDERAL	0	0.00	0	0.00	750,000	0.00	0	0.00	
TOTAL - PD	0	0.00	0	0.00	750,000	0.00	0	0.00	
TOTAL	0	0.00	0	0.00	750,000	0.00	0	0.00	
GRAND TOTAL	\$0	0.00	\$0	0.00	\$750,000	0.00	\$0	0.00	

DECISION ITEM DETAIL

Budget Unit	FY 2023	FY 2023	FY 2024	FY 2024	FY 2025	FY 2025	*****	*****
Decision Item	ACTUAL	ACTUAL	BUDGET	BUDGET	DEPT REQ	DEPT REQ	SECURED	SECURED
Budget Object Class	DOLLAR	FTE	DOLLAR	FTE	DOLLAR	FTE	COLUMN	COLUMN
FATHERS & FAMILIES								
CORE								
PROGRAM DISTRIBUTIONS	0	0.00	0	0.00	750,000	0.00	0	0.00
TOTAL - PD	0	0.00	0	0.00	750,000	0.00	0	0.00
GRAND TOTAL	\$0	0.00	\$0	0.00	\$750,000	0.00	\$0	0.00
GENERAL REVENUE	\$0	0.00	\$0	0.00	\$0	0.00		0.00
FEDERAL FUNDS	\$0	0.00	\$0	0.00	\$750,000	0.00		0.00
OTHER FUNDS	\$0	0.00	\$0	0.00	\$0	0.00		0.00

PROGRAM DESCRIPTION

Department: Social Services

HB Section(s): 11.155

Program Name: Fathers and Families Program

Program is found in the following core budget(s): Missouri Work Programs

1a. What strategic priority does this program address?

Increasing fathers' participation in their children's lives and moving families to economic sustainability

1b. What does this program do?

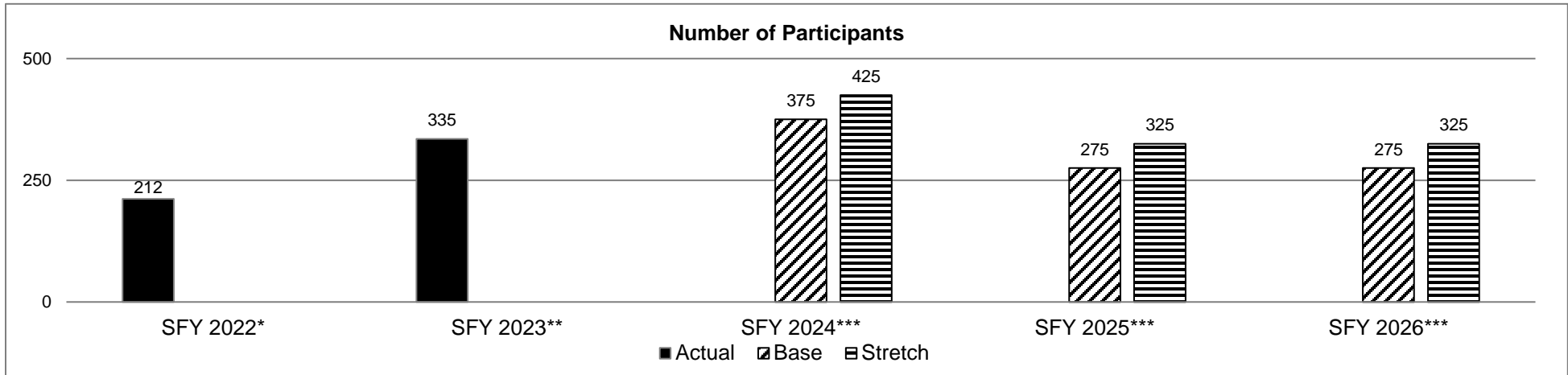
The Department of Social Services (DSS), Family Support Division (FSD) administers the Fathers and Families Support Center to foster healthy relationships by strengthening families and reducing the rates of absentee fathers through developing parenting skills, employment placement and employee retention skills. This program provides services to fathers to help support their children emotionally and financially by providing access to programs that deliver responsible parenting, healthy marriage, economic stability, and job training skills. This program seeks to enroll fathers who have a desire to enhance parenting skills and improve co-parenting relationships; to engage fathers in work development and mediation classes; and to incentivize fathers to participate in post-graduation and follow-up services. The program seeks to connect participants to resources that support education, employment/career development, family/child support (CS), health, housing, legal services, mediation/access/visitation, and economic stability. The program also provides incentives for program participation and assistance with transportation for achieving attendance, education and job retention milestones.

PROGRAM DESCRIPTION

Department: Social Services
 Program Name: Fathers and Families Program
 Program is found in the following core budget(s): Missouri Work Programs

HB Section(s): 11.155

2a. Provide an activity measure(s) for the program.



*SFY 2022 actual data reflects funding of \$500,000

**SFY 2023 actual data reflects funding of \$900,000.

***Projections are based on an increased appropriation of \$1,000,000 in SFY 2024, of which \$250,000 is a one-time appropriation, leaving \$750,000 in SFY 2025 and 2026.

2b. Provide a measure(s) of the program's quality.

Quality within the program is measured by a customer satisfaction survey. The questions are designed to determine:

- Overall satisfaction with the services provided
- The degree to which the participant has received the services requested/needed
- Whether such services have made a difference in their ability to interact with their children
- Whether the services provided helped to overcome obstacles in their ability to interact with their children
- Whether they see themselves as better parents

Data to be reported in the FY 2026 Budget Request.

PROGRAM DESCRIPTION

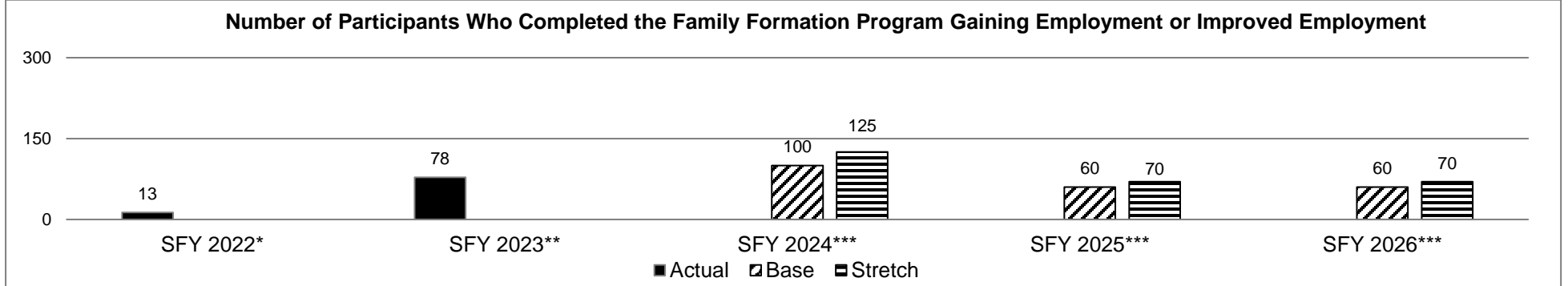
Department: Social Services

HB Section(s): 11.155

Program Name: Fathers and Families Program

Program is found in the following core budget(s): Missouri Work Programs

2c. Provide a measure(s) of the program's impact.

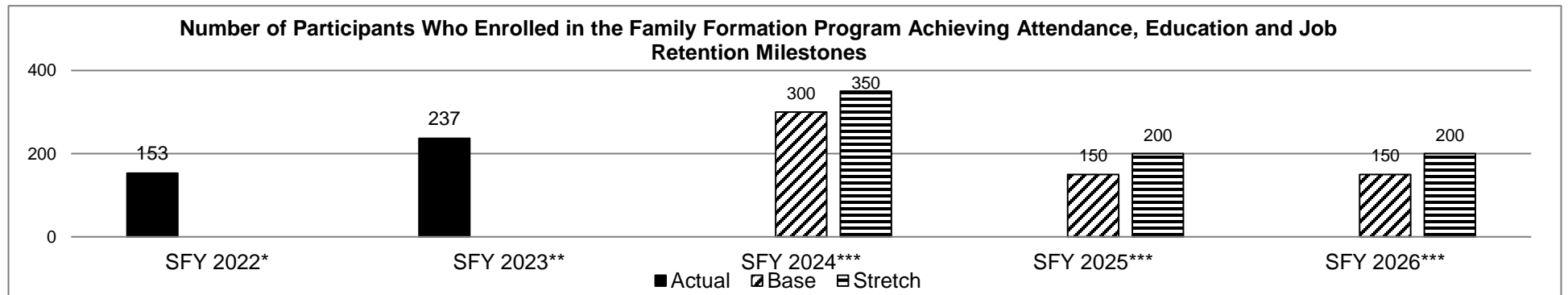


*SFY 2022 actual data reflects funding of \$500,000

**SFY 2023 actual data reflects funding of \$900,000.

***Projections are based on an increased appropriation of \$1,000,000 in SFY 2024, of which \$250,000 is a one-time appropriation, leaving \$750,000 in SFY 2025 and 2026.

2d. Provide a measure(s) of the program's efficiency.



*SFY 2022 actual data reflects funding of \$500,000

**SFY 2023 actual data reflects funding of \$900,000.

***Projections are based on an increased appropriation of \$1,000,000 in SFY 2024, of which \$250,000 is a one-time appropriation, leaving \$750,000 in SFY 2025 and 2026.

PROGRAM DESCRIPTION

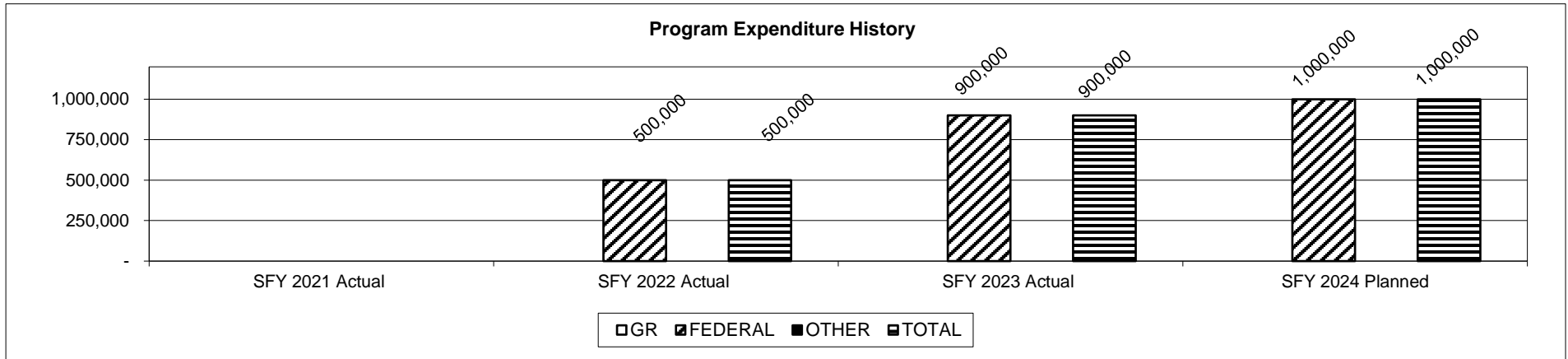
Department: Social Services

HB Section(s): 11.155

Program Name: Fathers and Families Program

Program is found in the following core budget(s): Missouri Work Programs

3. Provide actual expenditures for the prior three fiscal years and planned expenditures for the current fiscal year. (Note: Amounts do not include fringe benefit costs.)



4. What are the sources of the "Other " funds?

N/A

5. What is the authorization for this program, i.e., federal or state statute, etc.? (Include the federal program number, if applicable.)

State statute: Section 208.040, RSMo. Federal law: PL 104-193 and PRWORA of 1996.

6. Are there federal matching requirements? If yes, please explain.

Expenditures for the Temporary Assistance for Needy Families (TANF) are claimed based on program requirements. Expenditures of the TANF block grant are reimbursed at 100% FF, not to exceed the block grant amount. State Maintenance of Effort (MOE) is required to earn the full TANF block grant. Expenditures that meet MOE requirements are used to satisfy the amount required to earn the TANF block grant.

7. Is this a federally mandated program? If yes, please explain.

No.

Core – Missouri Work Programs- Save Our Sons

CORE DECISION ITEM

Department: Social Services
 Division: Family Support
 Core: Missouri Work Program- Save Our Sons & Sisters

Budget Unit: 90109C
 HB Section: 11.155

1. CORE FINANCIAL SUMMARY

	FY 2025 Budget Request					FY 2025 Governor's Recommendation			
	GR	Federal	Other	Total		GR	Federal	Other	Total
PS	0	0	0	0	PS	0	0	0	0
EE	0	0	0	0	EE	0	0	0	0
PSD	0	1,000,000	0	1,000,000	PSD	0	0	0	0
TRF	0	0	0	0	TRF	0	0	0	0
Total	0	1,000,000	0	1,000,000	Total	0	0	0	0
FTE	0.00	0.00	0.00	0.00	FTE	0.00	0.00	0.00	0.00

Est. Fringe	0	0	0	0
--------------------	---	---	---	---

Note: Fringes budgeted in House Bill 5 except for certain fringes budgeted directly to MoDOT, Highway Patrol, and Conservation.

Est. Fringe	0	0	0	0
--------------------	---	---	---	---

Note: Fringes budgeted in House Bill 5 except for certain fringes budgeted directly to MoDOT, Highway Patrol, and Conservation.

Other Funds: N/A

Other Funds: N/A

2. CORE DESCRIPTION

The Department of Social Services (DSS), Family Support Division (FSD) receives a Temporary Assistance for Needy Families (TANF) block grant from the US Department of Health and Human Services, Administration for Children and Families. TANF was created in the 1996 welfare reform law (P. L. 104-193). TANF provides a variety of employment and training programs that meet one or more of the four purposes of TANF.

The four purposes of the TANF program are:

- To provide assistance to needy families to help keep children in the home
- To end dependence of needy parents by promoting job preparation, work, and marriage
- To prevent and reduce out-of-wedlock pregnancies
- To encourage the formation and maintenance of two-parent families

The DSS, FSD partners with Area Resources for Community and Human Services (ARCHS) to administer the Save Our Sons & Sisters (SOS) program to help economically disadvantaged men and women living in the St. Louis Metropolitan region find jobs that provide the opportunity to earn livable wages.

3. PROGRAM LISTING (list programs included in this core funding)

Save Our Sons (SOS)

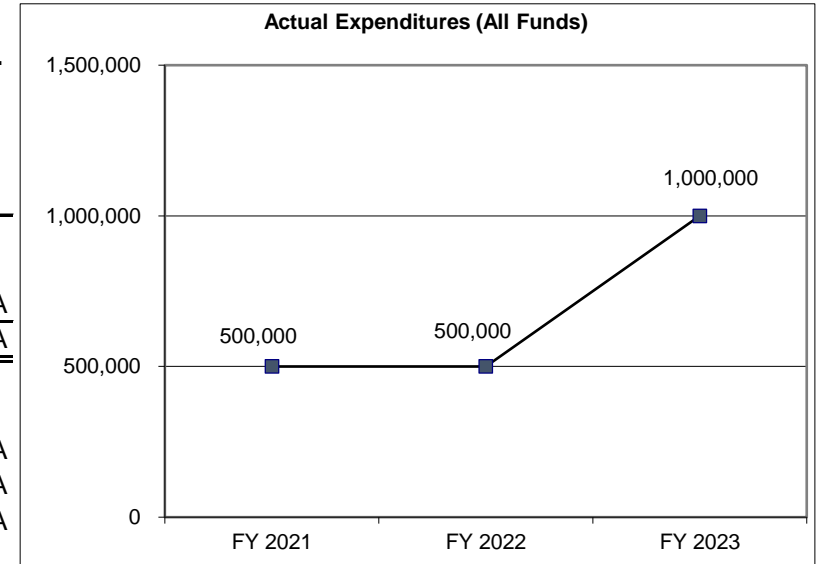
CORE DECISION ITEM

Department: Social Services
Division: Family Support
Core: Missouri Work Program- Save Our Sons & Sisters

Budget Unit: 90109C
HB Section: 11.155

4. FINANCIAL HISTORY

	FY 2021	FY 2022	FY 2023	FY 2024
	Actual	Actual	Actual	Current Yr.
Appropriation (All Funds)	500,000	500,000	1,000,000	1,500,000
Less Reverted (All Funds)	0	0	0	0
Less Restricted (All Funds)*	0	0	0	0
Budget Authority (All Funds)	500,000	500,000	1,000,000	1,500,000
Actual Expenditures (All Funds)	500,000	500,000	1,000,000	N/A
Unexpended (All Funds)	0	0	0	N/A
Unexpended, by Fund:				
General Revenue	0	0	0	N/A
Federal	0	0	0	N/A
Other	0	0	0	N/A
			(1)	(2)



*Current Year restricted amount is as of September 1, 2023.
 Reverted includes the statutory three-percent reserve (when applicable).
 Restricted includes any Governor's Expenditure Restriction (when applicable).

NOTES:

TANF Work programs were transferred to the Missouri Work Program in FY 2021.

(1) FY 2023 - There was a core increase of \$500,000 FF.

(2) FY 2024 - There was a one-time core increase of \$500,000 FF TANF.

CORE RECONCILIATION DETAIL

**DEPARTMENT OF SOCIAL SERVICES
SAVE OUR SONS PROGRAM**

5. CORE RECONCILIATION DETAIL

	Budget Class	FTE	GR	Federal	Other	Total	Explanation
TAFP AFTER VETOES							
	PD	0.00	0	1,500,000	0	1,500,000	
	Total	0.00	0	1,500,000	0	1,500,000	
DEPARTMENT CORE ADJUSTMENTS							
1x Expenditures	229 7006 PD	0.00	0	(500,000)	0	(500,000)	Core reduction of one-time funding.
	NET DEPARTMENT CHANGES	0.00	0	(500,000)	0	(500,000)	
DEPARTMENT CORE REQUEST							
	PD	0.00	0	1,000,000	0	1,000,000	
	Total	0.00	0	1,000,000	0	1,000,000	
GOVERNOR'S RECOMMENDED CORE							
	PD	0.00	0	1,000,000	0	1,000,000	
	Total	0.00	0	1,000,000	0	1,000,000	

DECISION ITEM SUMMARY

Budget Unit								
Decision Item	FY 2023	FY 2023	FY 2024	FY 2024	FY 2025	FY 2025	*****	*****
Budget Object Summary	ACTUAL	ACTUAL	BUDGET	BUDGET	DEPT REQ	DEPT REQ	SECURED	SECURED
Fund	DOLLAR	FTE	DOLLAR	FTE	DOLLAR	FTE	COLUMN	COLUMN
SAVE OUR SONS PROGRAM								
CORE								
PROGRAM-SPECIFIC								
TEMP ASSIST NEEDY FAM FEDERAL	1,000,000	0.00	1,500,000	0.00	1,000,000	0.00	0	0.00
TOTAL - PD	1,000,000	0.00	1,500,000	0.00	1,000,000	0.00	0	0.00
TOTAL	1,000,000	0.00	1,500,000	0.00	1,000,000	0.00	0	0.00
GRAND TOTAL	\$1,000,000	0.00	\$1,500,000	0.00	\$1,000,000	0.00	\$0	0.00

DECISION ITEM DETAIL

Budget Unit	FY 2023	FY 2023	FY 2024	FY 2024	FY 2025	FY 2025	*****	*****
Decision Item	ACTUAL	ACTUAL	BUDGET	BUDGET	DEPT REQ	DEPT REQ	SECURED	SECURED
Budget Object Class	DOLLAR	FTE	DOLLAR	FTE	DOLLAR	FTE	COLUMN	COLUMN
SAVE OUR SONS PROGRAM								
CORE								
PROGRAM DISTRIBUTIONS	1,000,000	0.00	1,500,000	0.00	1,000,000	0.00	0	0.00
TOTAL - PD	1,000,000	0.00	1,500,000	0.00	1,000,000	0.00	0	0.00
GRAND TOTAL	\$1,000,000	0.00	\$1,500,000	0.00	\$1,000,000	0.00	\$0	0.00
GENERAL REVENUE	\$0	0.00	\$0	0.00	\$0	0.00		0.00
FEDERAL FUNDS	\$1,000,000	0.00	\$1,500,000	0.00	\$1,000,000	0.00		0.00
OTHER FUNDS	\$0	0.00	\$0	0.00	\$0	0.00		0.00

PROGRAM DESCRIPTION

Department: Social Services
 Program Name: Save Our Sons & Sisters

HB Section(s): 11.155

Program is found in the following core budget(s): Missouri Work Programs

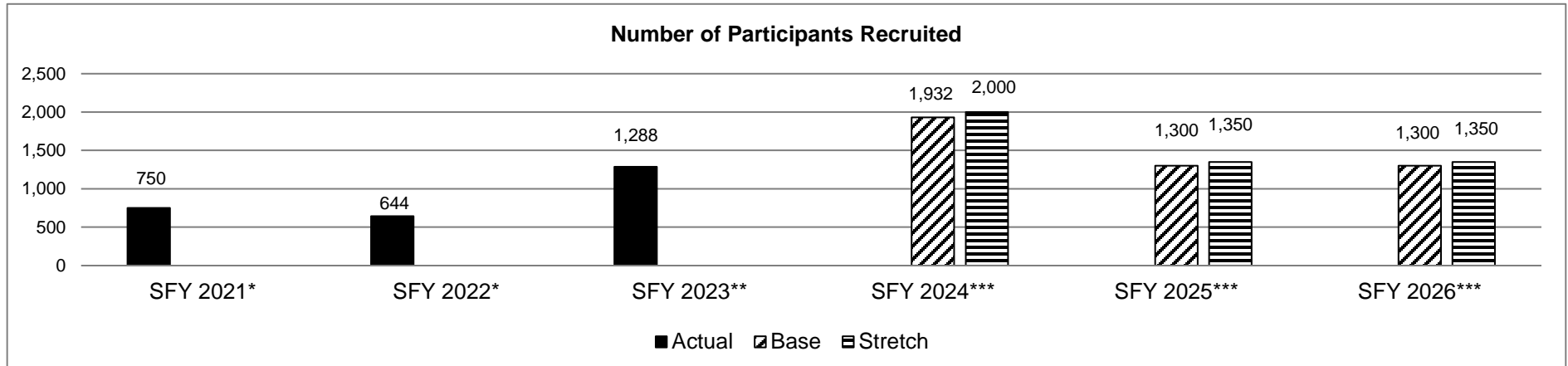
1a. What strategic priority does this program address?

Move families to economic independence

1b. What does this program do?

The Department of Social Services (DSS), Family Support Division (FSD) partners with Area Resources for Community and Human Services (ARCHS) to administer the Save Our Sons and Sisters (SOS) program to help economically disadvantaged men and women living in the St. Louis Metropolitan region find jobs that provide the opportunity to earn livable wages. The program completes these objectives by assisting the participants in obtaining post-secondary education and job training, teaching imperative career and life skills along with work ethics necessary to become successful employees in the current workforce. SOS is an employment assistance program designed to deliver a comprehensive program on employment counseling, case management, soft skills, job readiness training, life counseling, employment skills training, and job placement.

2a. Provide an activity measure(s) for the program.



*SFY 2021 and 2022 Actual data reflects funding of \$500,000.

**SFY 2023 Actual data reflects funding of \$1,000,000.

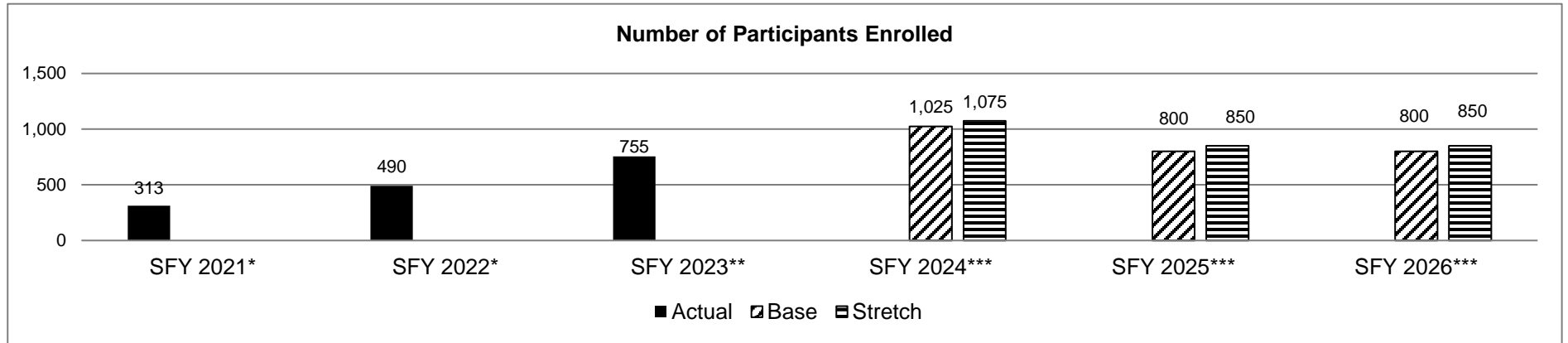
***Projections are based on an increased appropriation of \$1,500,000 in SFY 2024, of which \$500,000 is a one-time appropriation.

PROGRAM DESCRIPTION

Department: Social Services
Program Name: Save Our Sons & Sisters

HB Section(s): 11.155

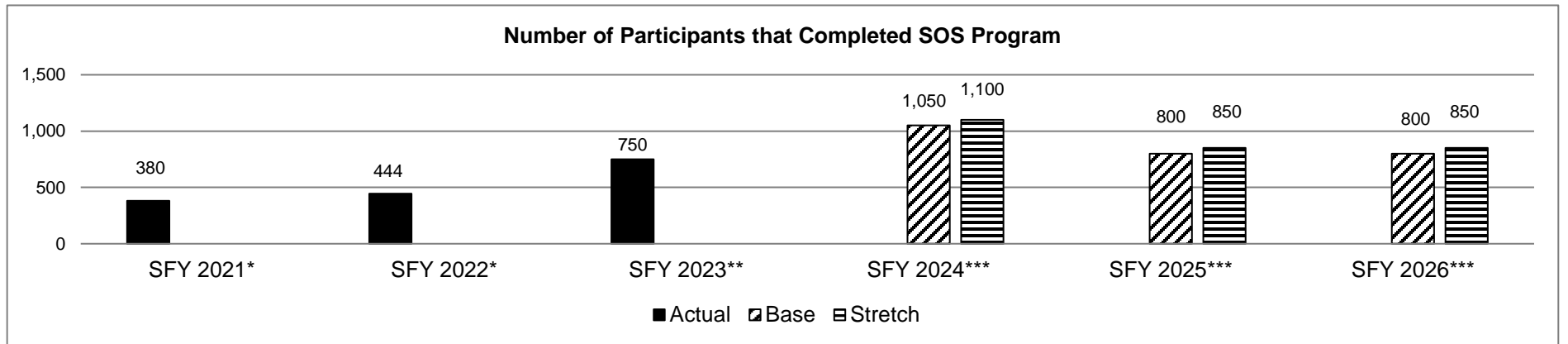
Program is found in the following core budget(s): Missouri Work Programs



*SFY 2021 and 2022 Actual data reflects funding of \$500,000.

**SFY 2023 Actual data reflects funding of \$1,000,000.

***Projections are based on an increased appropriation of \$1,500,000 in SFY 2024, of which \$500,000 is a one-time appropriation.



*SFY 2021 and 2022 Actual data reflects funding of \$500,000.

**SFY 2023 Actual data reflects funding of \$1,000,000.

***Projections are based on an increased appropriation of \$1,500,000 in SFY 2024, of which \$500,000 is a one-time appropriation.

Note: Participants that completed the program could have enrolled in the prior SFY.

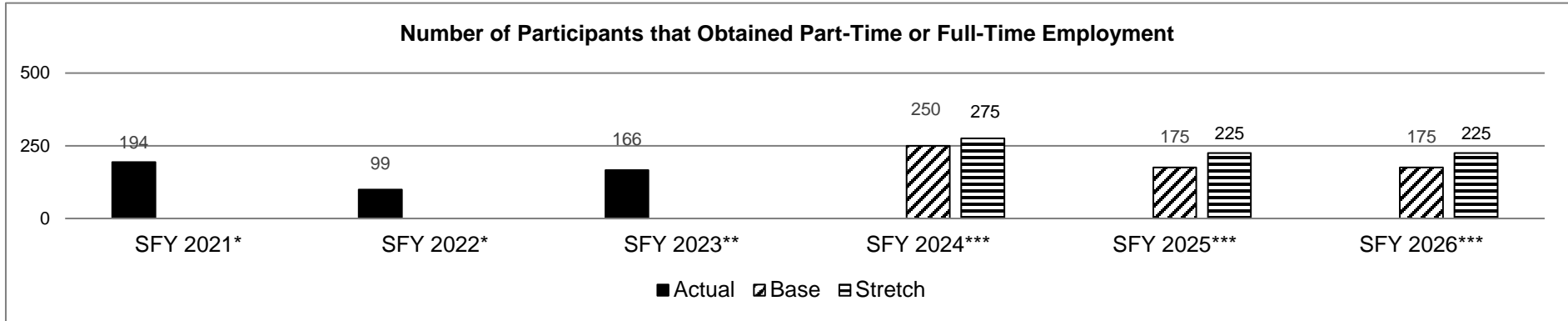
PROGRAM DESCRIPTION

Department: Social Services
 Program Name: Save Our Sons & Sisters

HB Section(s): 11.155

Program is found in the following core budget(s): Missouri Work Programs

2b. Provide a measure(s) of the program's quality.

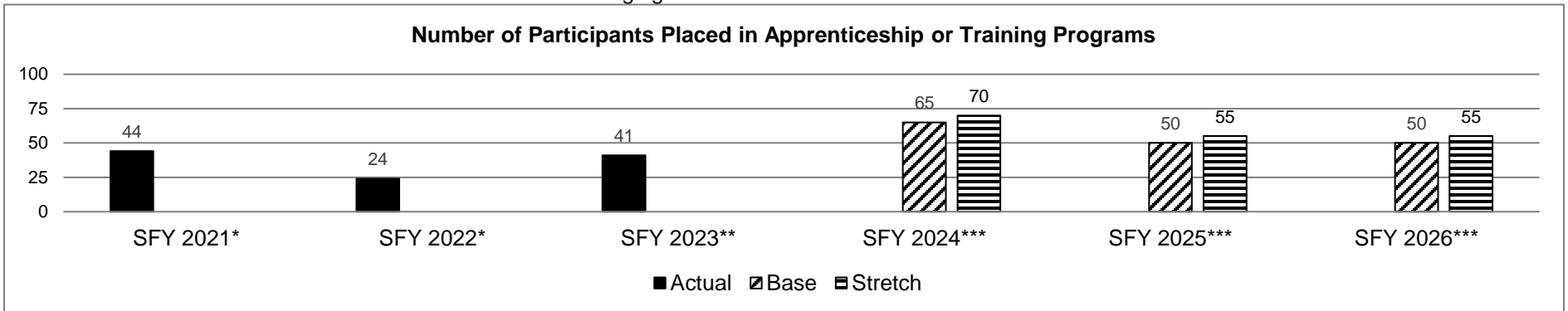


*SFY 2021 and 2022 Actual data reflects funding of \$500,000.

**SFY 2023 Actual data reflects funding of \$1,000,000.

***Projections are based on an increased appropriation of \$1,500,000 in SFY 2024, of which \$500,000 is a one-time appropriation.

SFY 2022 and SFY 2023 reflects a decline attributed to a changing workforce.



*SFY 2021 and 2022 Actual data reflects funding of \$500,000.

**SFY 2023 Actual data reflects funding of \$1,000,000.

***Projections are based on an increased appropriation of \$1,500,000 in SFY 2024, of which \$500,000 is a one-time appropriation.

SFY 2022 and SFY 2023 reflects a decline attributed to a changing workforce.

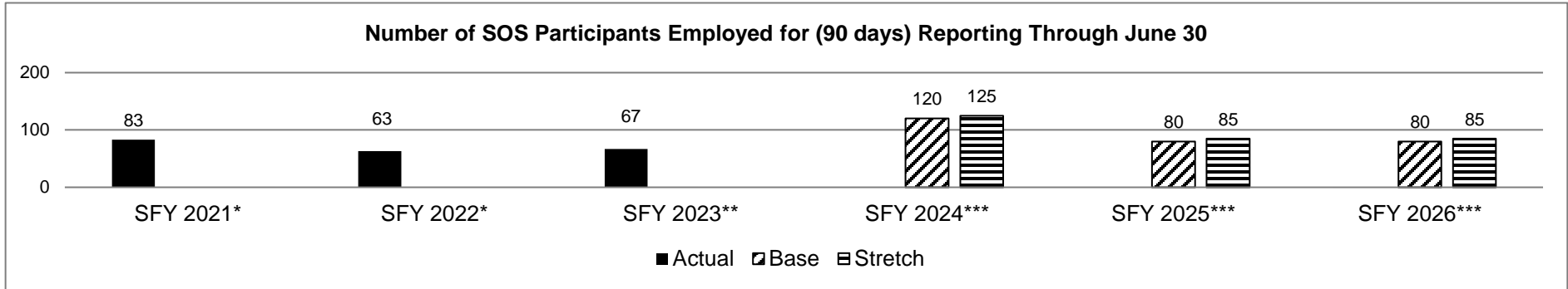
PROGRAM DESCRIPTION

Department: Social Services
 Program Name: Save Our Sons & Sisters

HB Section(s): 11.155

Program is found in the following core budget(s): Missouri Work Programs

2c. Provide a measure(s) of the program's impact.



*SFY 2021 and 2022 Actual data reflects funding of \$500,000.

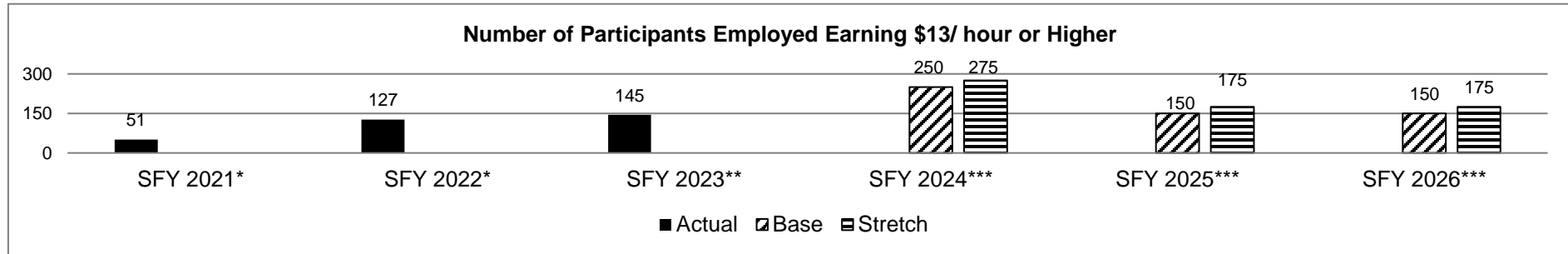
**SFY 2023 Actual data reflects funding of \$1,000,000.

***Projections are based on an increased appropriation of \$1,500,000 in SFY 2024, of which \$500,000 is a one-time appropriation.

SFY 2022 and SFY 2023 reflects a decline attributed to a changing workforce.

2d. Provide a measure(s) of the program's efficiency.

The number of SOS participants who completed the program and were employed earning a living wage (\$13.00/ hour or higher) within six months of enrollment in the program.



*SFY 2021 and 2022 Actual data reflects funding of \$500,000. In addition, data for these SFY's is reporting earnings of \$12/hour or higher.

**SFY 2023 Actual data reflects funding of \$1,000,000.

***Projections are based on an increased appropriation of \$1,500,000 in SFY 2024, of which \$500,000 is a one-time appropriation.

SFY 2022 and SFY 2023 reflects a decline attributed to a changing workforce.

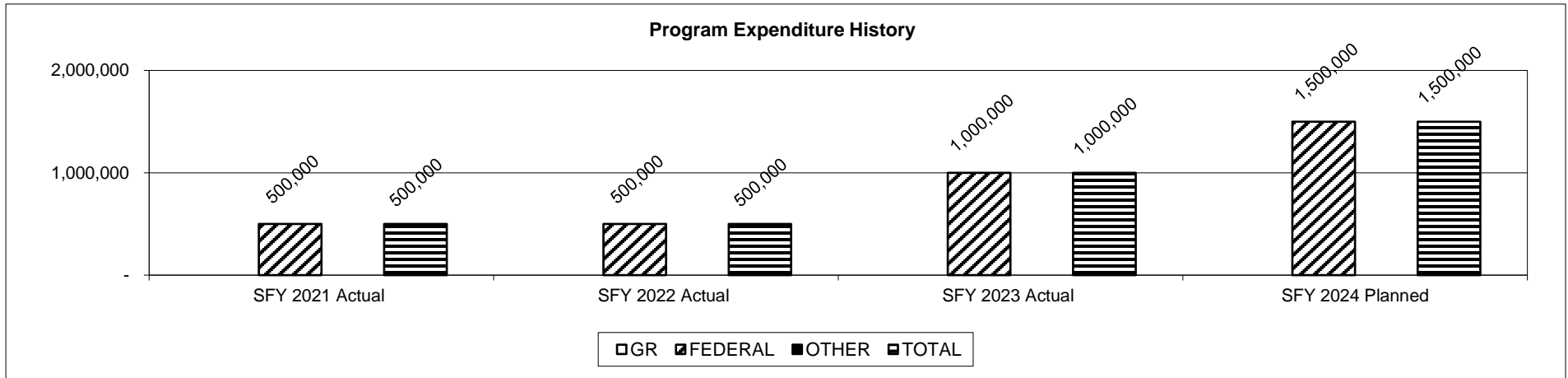
PROGRAM DESCRIPTION

Department: Social Services
 Program Name: Save Our Sons & Sisters

HB Section(s): 11.155

Program is found in the following core budget(s): Missouri Work Programs

3. Provide actual expenditures for the prior three fiscal years and planned expenditures for the current fiscal year. (Note: Amounts do not include fringe benefit costs.)



4. What are the sources of the "Other " funds?

N/A

5. What is the authorization for this program, i.e., federal or state statute, etc.? (Include the federal program number, if applicable.)

State statute: Section 208.040, RSMo. Federal law: PL 104-193 and PRWORA of 1996.

6. Are there federal matching requirements? If yes, please explain.

Expenditures for the Temporary Assistance for Needy Families (TANF) are claimed based on program requirements. Expenditures of the TANF block grant are reimbursed at 100% FF, not to exceed the block grant amount. State Maintenance of Effort (MOE) is required to earn the full TANF block grant. Expenditures that meet MOE requirements are used to satisfy the amount required to earn the TANF block grant.

7. Is this a federally mandated program? If yes, please explain.

No.

**Core – Missouri Work
Programs- Higher
Aspirations**

CORE DECISION ITEM

Department: Social Services
 Division: Family Support
 Core: Missouri Work Program- High Aspirations

Budget Unit: 90129C
 HB Section: 11.155

1. CORE FINANCIAL SUMMARY

	FY 2025 Budget Request			
	GR	Federal	Other	Total
PS	0	0	0	0
EE	0	0	0	0
PSD	0	0	0	0
TRF	0	0	0	0
Total	0	0	0	0
FTE	0.00	0.00	0.00	0.00

	FY 2025 Governor's Recommendation			
	GR	Federal	Other	Total
PS	0	0	0	0
EE	0	0	0	0
PSD	0	0	0	0
TRF	0	0	0	0
Total	0	0	0	0
FTE	0.00	0.00	0.00	0.00

Est. Fringe	0	0	0	0
--------------------	---	---	---	---

Note: Fringes budgeted in House Bill 5 except for certain fringes budgeted directly to MoDOT, Highway Patrol, and Conservation.

Other Funds: N/A

Est. Fringe	0	0	0	0
--------------------	---	---	---	---

Note: Fringes budgeted in House Bill 5 except for certain fringes budgeted directly to MoDOT, Highway Patrol, and Conservation.

Other Funds: N/A

2. CORE DESCRIPTION

The Department of Social Services (DSS), Family Support Division (FSD) receives a Temporary Assistance for Needy Families (TANF) block grant from the US Department of Health and Human Services, Administration for Children and Families. TANF was created in the 1996 welfare reform law (P. L. 104-193). TANF provides a variety of employment and training programs that meet one or more of the four purposes of TANF.

The four purposes of the TANF program are:

- To provide assistance to needy families to help keep children in the home
- To end dependence of needy parents by promoting job preparation, work, and marriage
- To prevent and reduce out-of-wedlock pregnancies
- To encourage the formation and maintenance of two-parent families

The DSS is partnering with Connections to Success to provide funding to High Aspirations (HA) to support young, African American males, ages 8 to 18 in four areas: socially, academically, emotionally, and spiritually in preparing program participants for employment, civic service, and high school completions and higher education.

This program was funded as a one-time appropriation in FY 2023 and FY 2024.

3. PROGRAM LISTING (list programs included in this core funding)

High Aspirations

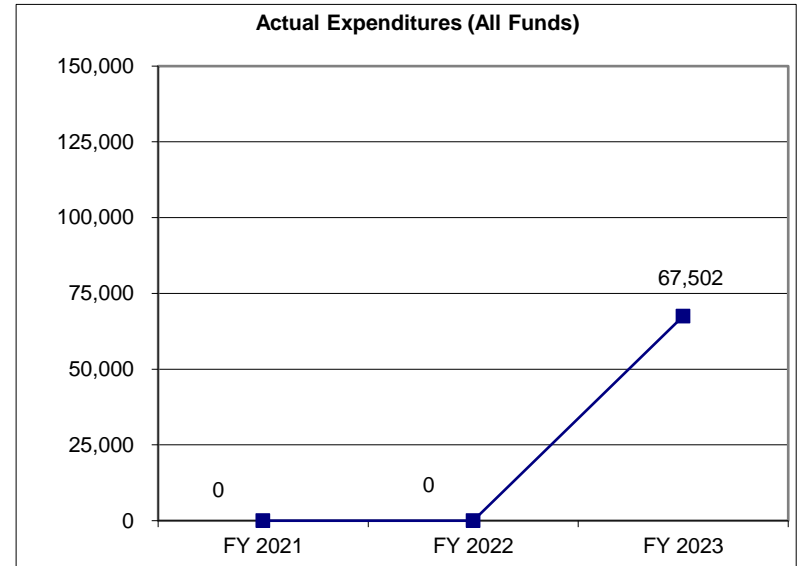
CORE DECISION ITEM

Department: Social Services
Division: Family Support
Core: Missouri Work Program- High Aspirations

Budget Unit: 90129C
HB Section: 11.155

4. FINANCIAL HISTORY

	FY 2021 Actual	FY 2022 Actual	FY 2023 Actual	FY 2024 Current Yr.
Appropriation (All Funds)	0	0	100,000	100,000
Less Reverted (All Funds)	0	0	0	0
Less Restricted (All Funds)*	0	0	0	0
Budget Authority (All Funds)	0	0	100,000	100,000
Actual Expenditures (All Funds)	0	0	67,502	N/A
Unexpended (All Funds)	0	0	32,498	N/A
Unexpended, by Fund:				
General Revenue	0	0	0	N/A
Federal	0	0	32,498	N/A
Other	0	0	0	N/A
			(1)	(2)



*Current Year restricted amount is as of September 1, 2023.
 Reverted includes the statutory three-percent reserve (when applicable).
 Restricted includes any Governor's Expenditure Restriction (when applicable).

NOTES:

TANF Work programs were transferred to the Missouri Work Program in FY 2021.

- (1)** This is a newly funded program in FY 2023 (one-time FF TANF).
- (2)** This program was funded one-time FF again in FY 2024.

CORE RECONCILIATION DETAIL

**DEPARTMENT OF SOCIAL SERVICES
HIGHER ASPIRATIONS**

5. CORE RECONCILIATION DETAIL

	Budget Class	FTE	GR	Federal	Other	Total	Explanation
TAFP AFTER VETOES							
	PD	0.00	0	100,000	0	100,000	
	Total	0.00	0	100,000	0	100,000	
DEPARTMENT CORE ADJUSTMENTS							
1x Expenditures	239 2445 PD	0.00	0	(100,000)	0	(100,000)	Core reduction of one-time funding.
	NET DEPARTMENT CHANGES	0.00	0	(100,000)	0	(100,000)	
DEPARTMENT CORE REQUEST							
	PD	0.00	0	0	0	0	
	Total	0.00	0	0	0	0	
GOVERNOR'S RECOMMENDED CORE							
	PD	0.00	0	0	0	0	
	Total	0.00	0	0	0	0	

DECISION ITEM SUMMARY

Budget Unit									
Decision Item	FY 2023	FY 2023	FY 2024	FY 2024	FY 2025	FY 2025	*****	*****	
Budget Object Summary	ACTUAL	ACTUAL	BUDGET	BUDGET	DEPT REQ	DEPT REQ	SECURED	SECURED	
Fund	DOLLAR	FTE	DOLLAR	FTE	DOLLAR	FTE	COLUMN	COLUMN	
HIGHER ASPIRATIONS									
CORE									
PROGRAM-SPECIFIC									
TEMP ASSIST NEEDY FAM FEDERAL	67,502	0.00	100,000	0.00	0	0.00	0	0.00	
TOTAL - PD	67,502	0.00	100,000	0.00	0	0.00	0	0.00	
TOTAL	67,502	0.00	100,000	0.00	0	0.00	0	0.00	
GRAND TOTAL	\$67,502	0.00	\$100,000	0.00	\$0	0.00	\$0	0.00	

DECISION ITEM DETAIL

Budget Unit	FY 2023	FY 2023	FY 2024	FY 2024	FY 2025	FY 2025	*****	*****
Decision Item	ACTUAL	ACTUAL	BUDGET	BUDGET	DEPT REQ	DEPT REQ	SECURED	SECURED
Budget Object Class	DOLLAR	FTE	DOLLAR	FTE	DOLLAR	FTE	COLUMN	COLUMN
HIGHER ASPIRATIONS								
CORE								
PROGRAM DISTRIBUTIONS	67,502	0.00	100,000	0.00	0	0.00	0	0.00
TOTAL - PD	67,502	0.00	100,000	0.00	0	0.00	0	0.00
GRAND TOTAL	\$67,502	0.00	\$100,000	0.00	\$0	0.00	\$0	0.00
GENERAL REVENUE	\$0	0.00	\$0	0.00	\$0	0.00		0.00
FEDERAL FUNDS	\$67,502	0.00	\$100,000	0.00	\$0	0.00		0.00
OTHER FUNDS	\$0	0.00	\$0	0.00	\$0	0.00		0.00

PROGRAM DESCRIPTION

Department: Social Services

HB Section(s): 11.155

Program Name: High Aspirations

Program is found in the following core budget(s): Missouri Work Programs

1a. What strategic priority does this program address?

Move families to economic independence

1b. What does this program do?

This program provides opportunities to achieve economic independence for Missourians to empower them to live safe, healthy and productive lives by providing students with the tools to gain increased household income, social capital, and community engagement.

High Aspirations (HA) focuses on young African American males, ages 8 to 18, supporting them in four areas: socially, academically, emotionally, and spiritually. HA addresses the lack of role models for African American males through mentoring. Youth development activities focus on positive lifestyle behaviors in youth - working individually with youth on social skills and competencies, conflict resolution, life skills and/or higher academic expectations.

2a. Provide an activity measure(s) for the program.

The Number of Participants

SFY 2023 data will be available November 2023.

2b. Provide a measure(s) of the program's quality.

Number of Participants that Remained Enrolled for Two Years

This is a new program measure in SFY 2024; therefore, there is no data to report prior to SFY 2024.

2c. Provide a measure(s) of the program's impact.

Number of Participants Placed in Jobs

SFY 2023 data will be available November 2023.

2d. Provide a measure(s) of the program's efficiency.

Number of Program Participants that Complete the Program

SFY 2023 data will be available November 2023.

PROGRAM DESCRIPTION


Department: Social Services

HB Section(s): 11.155

Program Name: High Aspirations

Program is found in the following core budget(s): Missouri Work Programs

3. Provide actual expenditures for the prior three fiscal years and planned expenditures for the current fiscal year. (Note: Amounts do not include fringe benefit costs.)



4. What are the sources of the "Other " funds?

N/A

5. What is the authorization for this program, i.e., federal or state statute, etc.? (Include the federal program number, if applicable.)

TANF Funding: State Statute: Section 208.040, RSMo. Federal Law: PL 104-193 and PRWORA of 1996.

6. Are there federal matching requirements? If yes, please explain.

Expenditures for the Temporary Assistance for Needy Families (TANF) are claimed based on program requirements. Expenditures of the TANF block grant are reimbursed at 100% FF, not to exceed the block grant amount. State Maintenance of Effort (MOE) is required to earn the full TANF block grant. Expenditures that meet MOE requirements are used to satisfy the amount required to earn the TANF block grant.

7. Is this a federally mandated program? If yes, please explain.

No.

**Core – Missouri Work
Programs- Total Man
Program**

CORE DECISION ITEM

Department: Social Services
Division: Family Support
Core: Missouri Work Program- Total Man Program

Budget Unit: 90143C
HB Section: 11.155

1. CORE FINANCIAL SUMMARY

	FY 2025 Budget Request					FY 2025 Governor's Recommendation			
	GR	Federal	Other	Total		GR	Federal	Other	Total
PS	0	0	0	0	PS	0	0	0	0
EE	0	0	0	0	EE	0	0	0	0
PSD	0	100,000	0	100,000	PSD	0	0	0	0
TRF	0	0	0	0	TRF	0	0	0	0
Total	0	100,000	0	100,000	Total	0	0	0	0
FTE	0.00	0.00	0.00	0.00	FTE	0.00	0.00	0.00	0.00

Est. Fringe	0	0	0	0
<i>Note: Fringes budgeted in House Bill 5 except for certain fringes budgeted directly to MoDOT, Highway Patrol, and Conservation.</i>				

Est. Fringe	0	0	0	0
<i>Note: Fringes budgeted in House Bill 5 except for certain fringes budgeted directly to MoDOT, Highway Patrol, and Conservation.</i>				

Other Funds: N/A

Other Funds: N/A

2. CORE DESCRIPTION

The Department of Social Services (DSS), Family Support Division (FSD) receives a Temporary Assistance for Needy Families (TANF) block grant from the US Department of Health and Human Services, Administration for Children and Families. TANF was created in the 1996 welfare reform law (P. L. 104-193). TANF provides a variety of employment and training programs that meet one or more of the four purposes of TANF.

The four purposes of the TANF program are:

- To provide assistance to needy families to help keep children in the home
- To end dependence of needy parents by promoting job preparation, work, and marriage
- To prevent and reduce out-of-wedlock pregnancies
- To encourage the formation and maintenance of two-parent families

The DSS administers the Total Man Program to foster healthy relationships by strengthening families through developing parenting skills and employment placement for fathers, and personal development education for youth.

3. PROGRAM LISTING (list programs included in this core funding)

Total Man Program

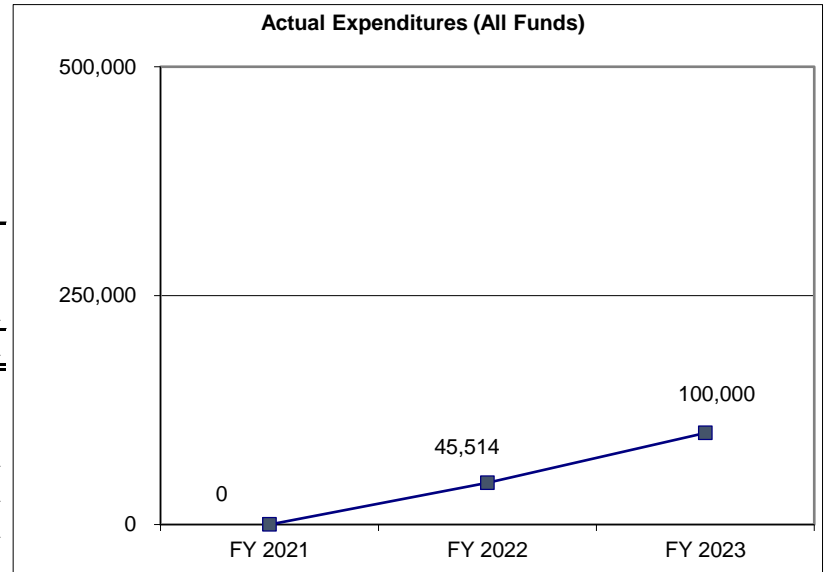
CORE DECISION ITEM

Department: Social Services
Division: Family Support
Core: Missouri Work Program- Total Man Program

Budget Unit: 90143C
HB Section: 11.155

4. FINANCIAL HISTORY

	FY 2021	FY 2022	FY 2023	FY 2024
	Actual	Actual	Actual	Current Yr.
Appropriation (All Funds)	0	100,000	100,000	250,000
Less Reverted (All Funds)	0	0	0	0
Less Restricted (All Funds)*	0	0	0	0
Budget Authority (All Funds)	0	100,000	100,000	250,000
Actual Expenditures (All Funds)	0	45,514	100,000	N/A
Unexpended (All Funds)	0	54,486	0	N/A
Unexpended, by Fund:				
General Revenue	0	0	0	N/A
Federal	0	54,486	0	N/A
Other	0	0	0	N/A
		(1)	(2)	(3)



*Current Year restricted amount is as of September 1, 2023.
 Reverted includes the statutory three-percent reserve (when applicable).
 Restricted includes any Governor's Expenditure Restriction (when applicable).

NOTES:

- (1)** FY 2022 - There was a one-time core increase of \$100,000 FF.
- (2)** FY 2023 - There was a core increase of \$100,000 FF-TANF funding this program on-going.
- (3)** FY 2024 - There was a one-time core increase of \$150,000 FF.

CORE RECONCILIATION DETAIL

DEPARTMENT OF SOCIAL SERVICES

TOTAL MAN

5. CORE RECONCILIATION DETAIL

	Budget Class	FTE	GR	Federal	Other	Total	Explanation
TAFP AFTER VETOES							
	PD	0.00	0	250,000	0	250,000	
	Total	0.00	0	250,000	0	250,000	
DEPARTMENT CORE ADJUSTMENTS							
1x Expenditures	247 2510 PD	0.00	0	(150,000)	0	(150,000)	Core reduction of one-time funding.
	NET DEPARTMENT CHANGES	0.00	0	(150,000)	0	(150,000)	
DEPARTMENT CORE REQUEST							
	PD	0.00	0	100,000	0	100,000	
	Total	0.00	0	100,000	0	100,000	
GOVERNOR'S RECOMMENDED CORE							
	PD	0.00	0	100,000	0	100,000	
	Total	0.00	0	100,000	0	100,000	

DECISION ITEM SUMMARY

Budget Unit									
Decision Item	FY 2023	FY 2023	FY 2024	FY 2024	FY 2025	FY 2025	*****	*****	
Budget Object Summary	ACTUAL	ACTUAL	BUDGET	BUDGET	DEPT REQ	DEPT REQ	SECURED	SECURED	
Fund	DOLLAR	FTE	DOLLAR	FTE	DOLLAR	FTE	COLUMN	COLUMN	
TOTAL MAN									
CORE									
PROGRAM-SPECIFIC									
TEMP ASSIST NEEDY FAM FEDERAL	100,000	0.00	250,000	0.00	100,000	0.00	0	0.00	
TOTAL - PD	100,000	0.00	250,000	0.00	100,000	0.00	0	0.00	
TOTAL	100,000	0.00	250,000	0.00	100,000	0.00	0	0.00	
GRAND TOTAL	\$100,000	0.00	\$250,000	0.00	\$100,000	0.00	\$0	0.00	

DECISION ITEM DETAIL

Budget Unit	FY 2023	FY 2023	FY 2024	FY 2024	FY 2025	FY 2025	*****	*****
Decision Item	ACTUAL	ACTUAL	BUDGET	BUDGET	DEPT REQ	DEPT REQ	SECURED	SECURED
Budget Object Class	DOLLAR	FTE	DOLLAR	FTE	DOLLAR	FTE	COLUMN	COLUMN
TOTAL MAN								
CORE								
PROGRAM DISTRIBUTIONS	100,000	0.00	250,000	0.00	100,000	0.00	0	0.00
TOTAL - PD	100,000	0.00	250,000	0.00	100,000	0.00	0	0.00
GRAND TOTAL	\$100,000	0.00	\$250,000	0.00	\$100,000	0.00	\$0	0.00
GENERAL REVENUE	\$0	0.00	\$0	0.00	\$0	0.00		0.00
FEDERAL FUNDS	\$100,000	0.00	\$250,000	0.00	\$100,000	0.00		0.00
OTHER FUNDS	\$0	0.00	\$0	0.00	\$0	0.00		0.00

PROGRAM DESCRIPTION

Department: Social Services

HB Section(s): 11.155

Program Name: Total Man Program

Program is found in the following core budget(s): Missouri Work Programs

1a. What strategic priority does this program address?

Economic independence for Missourians and moving families to economic sustainability

1b. What does this program do?

The Department of Social Services (DSS), Family Support Division (FSD) administers the Total Man Program to provide services to fathers to help support their children emotionally and financially by providing access to programs that deliver responsible parenting, healthy marriage, economic stability, and job training skills. The Fatherhood program seeks to enroll fathers who have a desire to enhance parenting skills and improve co-parenting relationships; to connect participants to resources that support education, employment/career development, family/child support (CS), health, housing, legal services, mediation/access/visitation, and economic stability.

Total Man also provides trained facilitators to teach the Future Leaders Program curriculum aimed at increasing teen's understanding of the financial, legal and emotional responsibilities of adulthood to 7th and 8th grade students in Missouri schools.

PROGRAM DESCRIPTION

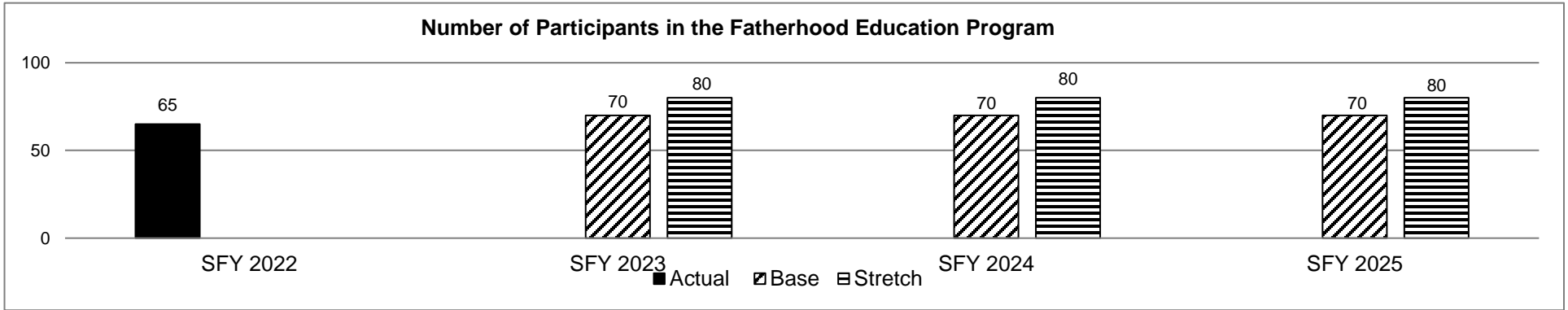
Department: Social Services

HB Section(s): 11.155

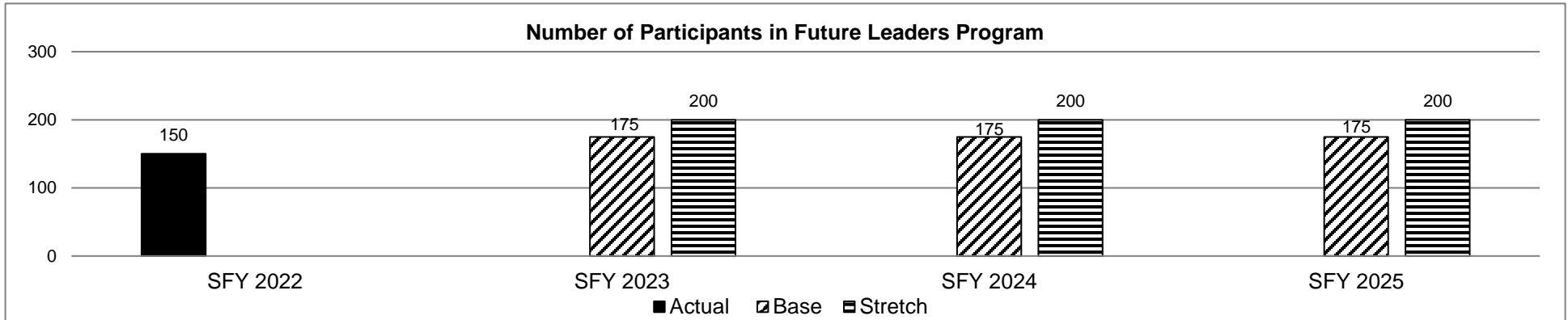
Program Name: Total Man Program

Program is found in the following core budget(s): Missouri Work Programs

2a. Provide an activity measure(s) for the program.



SFY 2023 data will be available November FFY 2023.



SFY 2023 data will be available November FFY 2023.

Number of Participants in DADS Programming

New Measure in SFY 2024, therefore, data will be reported in SFY 2026 Budget Request.

Number of Participants in Youth Education.

PROGRAM DESCRIPTION

Department: Social Services

HB Section(s): 11.155

Program Name: Total Man Program

Program is found in the following core budget(s): Missouri Work Programs

New Measure in SFY 2024, therefore, data will be reported in SFY 2026 Budget Request.

2b. Provide a measure(s) of the program's quality.

Quality control within the programs is measured by tracking the participants satisfaction with the services provided while in the program. The tracking uses a traditional Likert scale, which uses a rating system of one to five (one being the least amount of self-sufficiency, five being the highest amount of self-sufficiency). The areas of measurement for this metric are grouped into the following three categories: Program Effectiveness, Peer/Group Interactions and Program Benefits.

This is a new measure. Data will be reported on SFY 2026 Budget Request.

2c. Provide a measure(s) of the program's impact.

Pre and post surveys will be given to participants in Adult Programming; Dads and Fatherhood Education programs. Exit surveys will be given to participants in the Youth Education program.

This is a new measure. Data will be reported on SFY 2026 Budget Request.

2d. Provide a measure(s) of the program's efficiency.

Percentage of Fatherhood Participants that Gained Employment

This is a new measure. Data will be reported on SFY 2026 Budget Request.

Number of Participants that Complete the Full Fatherhood Cohort.

This is a new measure. Data will be reported on SFY 2026 Budget Request.

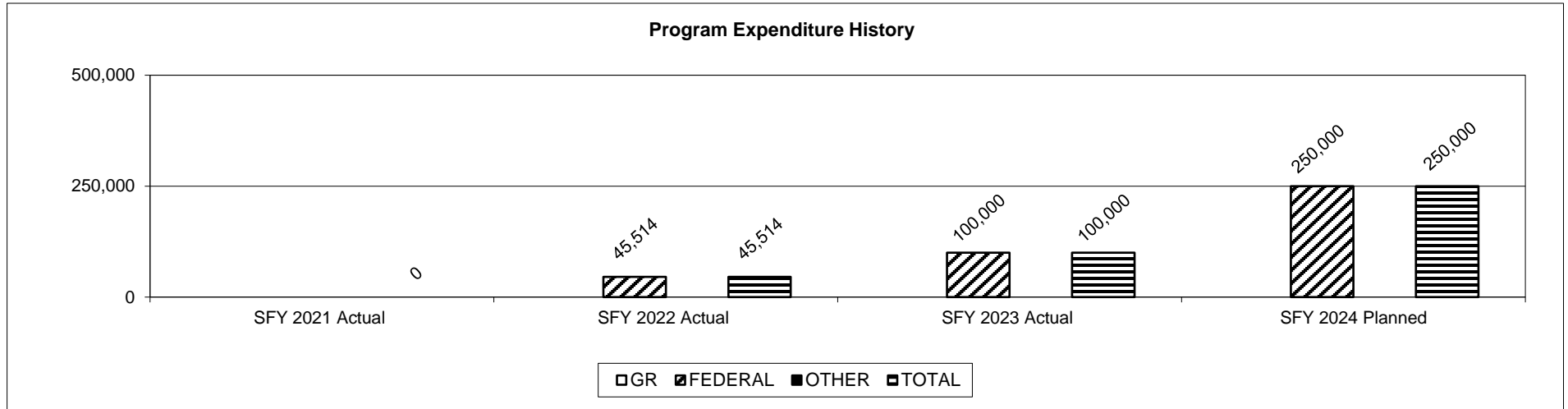
PROGRAM DESCRIPTION

Department: Social Services
 Program Name: Total Man Program

HB Section(s): 11.155

Program is found in the following core budget(s): Missouri Work Programs

3. Provide actual expenditures for the prior three fiscal years and planned expenditures for the current fiscal year. (Note: Amounts do not include fringe benefit costs.)



4. What are the sources of the "Other " funds?

N/A

5. What is the authorization for this program, i.e., federal or state statute, etc.? (Include the federal program number, if applicable.)

State statute: Section 208.040, RSMo. Federal law: PL 104-193 and PRWORA of 1996.

6. Are there federal matching requirements? If yes, please explain.

Expenditures for the Temporary Assistance for Needy Families (TANF) are claimed based on program requirements. Expenditures of the TANF block grant are reimbursed at 100% FF, not to exceed the block grant amount. State Maintenance of Effort (MOE) is required to earn the full TANF block grant. Expenditures that meet MOE requirements are used to satisfy the amount required to earn the TANF block grant.

7. Is this a federally mandated program? If yes, please explain.

No.

**Core – Missouri Work
Programs- Community
Program for Youth**

CORE DECISION ITEM

Department: Social Services
 Division: Family Support
 Core: Missouri Work Program Powerhouse – Columbia Youth/Bridges 2 Success

Budget Unit: 90242C
 HB Section: 11.155

1. CORE FINANCIAL SUMMARY

	FY 2025 Budget Request			
	GR	Federal	Other	Total
PS	0	0	0	0
EE	0	0	0	0
PSD	0	0	0	0
TRF	0	0	0	0
Total	0	0	0	0
FTE	0.00	0.00	0.00	0.00

	FY 2025 Governor's Recommendation			
	GR	Federal	Other	Total
PS	0	0	0	0
EE	0	0	0	0
PSD	0	0	0	0
TRF	0	0	0	0
Total	0	0	0	0
FTE	0.00	0.00	0.00	0.00

Est. Fringe	0	0	0	0
--------------------	---	---	---	---

Note: Fringes budgeted in House Bill 5 except for certain fringes budgeted directly to MoDOT, Highway Patrol, and Conservation.

Est. Fringe	0	0	0	0
--------------------	---	---	---	---

Note: Fringes budgeted in House Bill 5 except for certain fringes budgeted directly to MoDOT, Highway Patrol, and Conservation.

Other Funds: N/A

Other Funds: N/A

2. CORE DESCRIPTION

The Department of Social Services (DSS), Family Support Division (FSD) receives a Temporary Assistance for Needy Families (TANF) block grant from the US Department of Health and Human Services, Administration for Children and Families. TANF was created in the 1996 welfare reform law (P. L. 104-193). TANF provides a variety of employment, training, and other programs that meet one or more of the four purposes of TANF.

The four purposes of the TANF program are:

- To provide assistance to needy families to help keep children in the home
- To end dependence of needy parents by promoting job preparation, work, and marriage
- To prevent and reduce out-of-wedlock pregnancies
- To encourage the formation and maintenance of two-parent families

The mission of the Powerhouse Community Development Corporation (PCDC) Bridges 2 Success program is to prepare and equip individuals for economic prosperity, overcome life challenging situations, and enhance personal growth with a goal to provide young people with a path to success as they transition into adulthood.

This program was funded as a one-time appropriation in FY 2024.

3. PROGRAM LISTING (list programs included in this core funding)

Powerhouse Community Development Corporation (PCDC)- Bridges 2 Success

CORE DECISION ITEM

Department: Social Services
Division: Family Support
Core: Missouri Work Program Powerhouse – Columbia
Youth/Bridges 2 Success

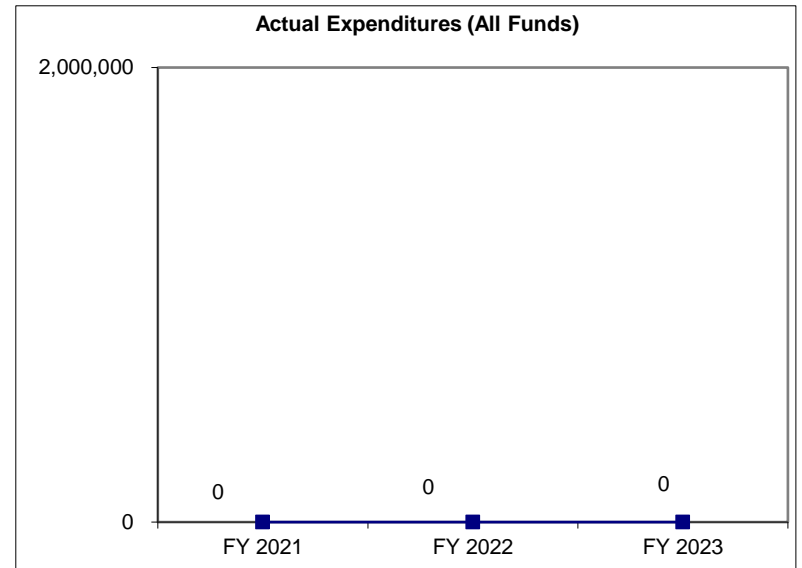
Budget Unit: 90242C

HB Section: 11.155

4. FINANCIAL HISTORY

	FY 2021	FY 2022	FY 2023	FY 2024
	Actual	Actual	Actual	Current Yr.
Appropriation (All Funds)	0	0	0	500,000
Less Reverted (All Funds)	0	0	0	0
Less Restricted (All Funds)	0	0	0	0
Budget Authority (All Funds)	0	0	0	500,000
Actual Expenditures (All Funds)	0	0	0	N/A
Unexpended (All Funds)	0	0	0	N/A
Unexpended, by Fund:				
General Revenue	0	0	0	N/A
Federal	0	0	0	N/A
Other	0	0	0	N/A

(1)



*Current Year restricted amount is as of September 1, 2023.
 Reverted includes the statutory three- percent reserve (when applicable).
 Restricted includes any Governor's Expenditure Restriction (when applicable).

NOTES:

TANF Work programs were transferred to the Missouri Work Program in FY 2021.

(1) This is a newly funded program for FY 2024 (one-time FF TANF).

CORE RECONCILIATION DETAIL

**DEPARTMENT OF SOCIAL SERVICES
COMM PROG FOR YOUTH - COLUMBIA**

5. CORE RECONCILIATION DETAIL

	Budget Class	FTE	GR	Federal	Other	Total	Explanation
TAFP AFTER VETOES							
	PD	0.00	0	500,000	0	500,000	
	Total	0.00	0	500,000	0	500,000	
DEPARTMENT CORE ADJUSTMENTS							
1x Expenditures	258 4633 PD	0.00	0	(500,000)	0	(500,000)	Core reduction of one-time funding.
	NET DEPARTMENT CHANGES	0.00	0	(500,000)	0	(500,000)	
DEPARTMENT CORE REQUEST							
	PD	0.00	0	0	0	0	
	Total	0.00	0	0	0	0	
GOVERNOR'S RECOMMENDED CORE							
	PD	0.00	0	0	0	0	
	Total	0.00	0	0	0	0	

DECISION ITEM SUMMARY

Budget Unit									
Decision Item	FY 2023	FY 2023	FY 2024	FY 2024	FY 2025	FY 2025	*****	*****	
Budget Object Summary	ACTUAL	ACTUAL	BUDGET	BUDGET	DEPT REQ	DEPT REQ	SECURED	SECURED	
Fund	DOLLAR	FTE	DOLLAR	FTE	DOLLAR	FTE	COLUMN	COLUMN	
COMM PROG FOR YOUTH - COLUMBIA									
CORE									
PROGRAM-SPECIFIC									
TEMP ASSIST NEEDY FAM FEDERAL	0	0.00	500,000	0.00	0	0.00	0	0.00	
TOTAL - PD	0	0.00	500,000	0.00	0	0.00	0	0.00	
TOTAL	0	0.00	500,000	0.00	0	0.00	0	0.00	
GRAND TOTAL	\$0	0.00	\$500,000	0.00	\$0	0.00	\$0	0.00	

DECISION ITEM DETAIL

Budget Unit	FY 2023	FY 2023	FY 2024	FY 2024	FY 2025	FY 2025	*****	*****
Decision Item	ACTUAL	ACTUAL	BUDGET	BUDGET	DEPT REQ	DEPT REQ	SECURED	SECURED
Budget Object Class	DOLLAR	FTE	DOLLAR	FTE	DOLLAR	FTE	COLUMN	COLUMN
COMM PROG FOR YOUTH - COLUMBIA								
CORE								
PROGRAM DISTRIBUTIONS	0	0.00	500,000	0.00	0	0.00	0	0.00
TOTAL - PD	0	0.00	500,000	0.00	0	0.00	0	0.00
GRAND TOTAL	\$0	0.00	\$500,000	0.00	\$0	0.00	\$0	0.00
GENERAL REVENUE	\$0	0.00	\$0	0.00	\$0	0.00		0.00
FEDERAL FUNDS	\$0	0.00	\$500,000	0.00	\$0	0.00		0.00
OTHER FUNDS	\$0	0.00	\$0	0.00	\$0	0.00		0.00

PROGRAM DESCRIPTION

Department: Social Services

HB Section(s): 11.155

Program Name: Columbia Youth/Bridges 2 Success

Program is found in the following core budget(s): Missouri Work Program Powerhouse

1a. What strategic priority does this program address?

Move families to economic independence.

1b. What does this program do?

Department of Social Services (DSS), Family Support Division (FSD) is partnering with Powerhouse Community Development Corporation (PCDC) Bridges 2 Success program to assist Columbia youth by providing enrichment classes, education resources, mentorship and parental education to build and strengthen families, and create career pathways through apprenticeship or higher education. These efforts are aimed at reducing community gun violence in high crime and impoverished neighborhoods.

Across Columbia, there are thousands of young people who face numerous barriers that prevent them from successfully transitioning into adulthood. Those life challenges include deep poverty, single-parent homes, parental incarceration, unhealthy home environments (high-crime/violent neighborhoods, impoverished neighborhoods, living among drug use or mental illness), or other trauma (abuse/neglect, witnessing/experiencing violence).

2a. Provide an activity measure(s) for the program.

Number of Participating Youths and Families

This is a new program in SFY 2024; therefore, there is no data to report prior to SFY 2024.

2b. Provide a measure(s) of the program's quality.

Quality control within the programs for youth participants is measured by a customer satisfaction survey, designed by the state agency and the programs administrator and administered to the participants or the parents or legal guardians. The survey will be reported on a quarterly basis. The questions are designed to determine:

- Overall satisfaction with the services provided
- The degree to which the participant has received the services requested/needed
- Whether such services have made a difference in their economic status
- Whether the services provided helped to overcome identified obstacles

This is a new program in SFY 2024; therefore, there is no data to report prior to SFY 2024.

2c. Provide a measure(s) of the program's impact.

Number of Youths and Families that Remained in the Program for 6 months

This is a new program in SFY 2024; therefore, there is no data to report prior to SFY 2024.

PROGRAM DESCRIPTION

Department: Social Services

HB Section(s): 11.155


Program Name: Columbia Youth/Bridges 2 Success

Program is found in the following core budget(s): Missouri Work Program Powerhouse

2d. Provide a measure(s) of the program's efficiency.

Number of Families that Rise Above the Poverty Level
 Number of Youths that Have Not Had Any New Judicial Intervention Since Enrollment
 Number of Participants that have Maintained or Increased Their GPA
 This is a new program in SFY 2024; therefore, there is no data to report prior to SFY 2024.

3. Provide actual expenditures for the prior three fiscal years and planned expenditures for the current fiscal year. (Note: Amounts do not include fringe benefit costs.)



4. What are the sources of the "Other " funds?

N/A

5. What is the authorization for this program, i.e., federal or state statute, etc.? (Include the federal program number, if applicable.)

TANF Funding: State Statute: Section 208.040, RSMo. Federal Law: PL 104-193 and PRWORA of 1996.

6. Are there federal matching requirements? If yes, please explain.

Expenditures for the Temporary Assistance for Needy Families (TANF) are claimed based on program requirements. Expenditures of the TANF block grant are reimbursed at 100% FF, not to exceed the block grant amount. State Maintenance of Effort (MOE) is required to earn the full TANF block grant. Expenditures that meet MOE requirements are used to satisfy the amount required to earn the TANF block grant.

7. Is this a federally mandated program? If yes, please explain.

No.

**Department of Social Services
Family Support Division**

**Fiscal Year 2025 Budget Request
Book 3 of 10**

Robert Knodell, Director

Table of Contents

TABLE OF CONTENTS

Family Support Division/DSS Budget Book 2 of 10

Department Request Summary	1
NDI- SB 45/90/106 Transitional Benefits	9
NDI- SB 45/90/106 Review Form Submission & MO Employment First Act	18
NDI- Public Health Emergency (PHE)	26
Core – Family Support Division Administration	34
Core – Income Maintenance Field Staff and Operations	48
Core – IM Call Center	75
NDI – FSD Call Center Bot	110
Core – Public Acute Care Hospital	117
Core – Family Support Division Staff Training	124
Core – Electronic Benefits Transfer (EBT)	136
Core – Polk County Trust.....	145
Core – FAMIS	152
NDI – FAMIS	162
Core – Missouri Eligibility and Determination System (MEDES).....	172
NDI – MEDES Adult Medicaid	223
NDI – MEDES ECM	230
Core – Eligibility Verification	238
Core – Food Nutrition.....	253
Core – Missouri Work Programs- Fathers and Families Support Center	266
Core – Missouri Work Programs- Save Our Sons	275
Core – Missouri Work Programs- Higher Aspirations	285
Core – Missouri Work Programs- Total Man Program.....	292
Core – Missouri Work Programs- Community Program for Youth.....	301

Family Support Division/DSS Budget Book 3 of 10

Core – Temporary Assistance- Cash Assistance	308
Core – Temporary Assistance- Integrated Student Support Services.....	317
Core – Temporary Assistance- Drew Lewis Foundation	327
Core – Temporary Assistance- Hope Missions	335
Core – Temporary Assistance- Morningstar Life Center	344

Core – Temporary Assistance- I Am King Foundation	352
Core – Temporary Assistance- St. Paul Mentoring	359
Core – The Village	366
Core – Annie Malone	374
Core – Healthy Marriage/Fatherhood	382
Core – Good Dads- Healthy Marriage Fatherhood.....	393
Core – Good Dads- Columbia.....	400
Core – Powerhouse- Columbia.....	404
Core – Adult Supplementation	411
Core – Supplemental Nursing Care	419
Core – Blind Pension	428
NDI – Blind Pension Rate Increase	438
Core – Blind Administration	445
Core – Services for the Visually Impaired.....	456
Core – STL Society for the Blind & Visually Impaired.....	469
Core – Business Enterprise	475
Core – Refugees and Legal Immigrants	482
Core – Child Support Field Staff and Operations	489
Core – Child Support Federal Grants	500
Core – Missouri Safe Access for Victims (MO-SAVES) Grant	506
Core – Child Support Enforcement Call Center.....	511
Core – Child Support Reimbursement to Counties.....	520
Core – Distribution Pass Through.....	530
Core – Debt Offset Escrow Transfer.....	537

Family Support Division/DSS Budget Book 4 of 10

Department Request Summary	544
TANF Block Grant.....	552
Core – Community Partnerships	553
Core – Missouri Mentoring Partnership	568
Core – Adolescent Program.....	579
Core – West Central MO Community	588
Core – Missouri Work Programs- SkillUP	597
Core – Missouri Work Programs- Adult High School.....	609
Core – Missouri Work Programs- Adult High School Expansion	623

Core – Missouri Work Programs- Jobs League	630
Core – Missouri Work Programs- Jobs for America’s Graduates (JAG)	640
Core – Missouri Work Programs- Community Work Support	648
Core – Missouri Work Programs- Foster Care Jobs Program	660
Core – Missouri Work Programs- Youth Build Works	667
Core – Missouri Work Programs- Youth Build Works KC	675
Core – Year Round Youth Jobs	680
Core – Missouri Work Programs- Employment Connection	684
Core – Missouri Work Programs- MOKAN Institute	693
Core – Missouri Work Programs- Mission St. Louis	702
Core – Missouri Work Programs- Porter House KC	711
Core – Missouri Work Programs- I Pour Life	718
Core – Missouri Work Programs- Southside Early Childhood	725
Core – Missouri Work Programs- Manasseh Ministry	732
Core – Missouri Work Programs- United Way Stl.....	739
Core – Missouri Work Programs- Megan Meier Foundation	746

Family Support Division/DSS Budget Book 5 of 10

Core – Temporary Assistance- Food Banks	753
Core – Temporary Assistance- ABC Today.....	761
Core – Temporary Assistance- Before and After School.....	767
Core – Temporary Assistance- Out of School Support.....	773
Core – Temporary Assistance- Midtown Youth	779
Core – Temporary Assistance- Cochran Youth	784
Core – Temporary Assistance- Living with Purpose	790
Core – Temporary Assistance- Serving Our Streets	799
Core – Temporary Assistance- Boys and Girls Club of Heartland	807
Core – Temporary Assistance- KANBES Markets.....	814
Core – Temporary Assistance- Chris Harris Foundation	821
Core – Temporary Assistance- Walls and Beyond	828
Core – Temporary Assistance- Alphabet Academy Facility KC.....	835
Core – Alternatives to Abortion	842
Core – Community Service Block Grant	853
Core – Emergency Solutions Grant Program CARES.....	868
Core – Food Distribution Program	877

Core – Energy Assistance	886
Core – Habitat for Humanity	905
Core – Domestic Violence	914
Core – Emergency Shelter Domestic Violence.....	927
Core – Shelters for Women	938
Core – Giving Hope & Help.....	946
Core – Synergy Housing Project.....	953
Core – Victims of Crime Act (VOCA) Admin.....	960
Core – Victims of Crime Act (VOCA) Program	969
Core – Assist Victims of Sexual Assault	987

**Core - Temporary
Assistance- Cash
Assistance**

CORE DECISION ITEM

Department: Social Services
 Division: Family Support
 Core: Temporary Assistance - Cash Assistance

Budget Unit: 90182C
 HB Section: 11.160

1. CORE FINANCIAL SUMMARY

	FY 2025 Budget Request			
	GR	Federal	Other	Total
PS	0	0	0	0
EE	0	0	0	0
PSD	3,856,800	16,200,000	0	20,056,800
TRF	0	0	0	0
Total	3,856,800	16,200,000	0	20,056,800
FTE	0.00	0.00	0.00	0.00

	FY 2025 Governor's Recommendation			
	GR	Federal	Other	Total
PS	0	0	0	0
EE	0	0	0	0
PSD	0	0	0	0
TRF	0	0	0	0
Total	0	0	0	0
FTE	0.00	0.00	0.00	0.00

Est. Fringe	0	0	0	0
--------------------	---	---	---	---

Note: Fringes budgeted in House Bill 5 except for certain fringes budgeted directly to MoDOT, Highway Patrol, and Conservation.

Est. Fringe	0	0	0	0
--------------------	---	---	---	---

Note: Fringes budgeted in House Bill 5 except for certain fringes budgeted directly to MoDOT, Highway Patrol, and Conservation.

Other Funds: N/A

Other Funds: N/A

2. CORE DESCRIPTION

The Department of Social Services (DSS), Family Support Division (FSD) receives a Temporary Assistance for Needy Families (TANF) block grant from the US Department of Health and Human Services, Administration for Children and Families. TANF was created in the 1996 welfare reform law (P. L. 104-193). TANF provides Temporary Assistance (TA) cash benefits to meet basic needs, a variety of employment and training programs, as well as youth, parenting, and other programs that meet one or more of the four purposes of TANF.

The four purposes of the TANF program are:

- To provide assistance to needy families to help keep children in the home
- To end dependence of needy parents by promoting job preparation, work, and marriage
- To prevent and reduce out-of-wedlock pregnancies
- To encourage the formation and maintenance of two-parent families

The DSS, FSD is providing cash benefits to meet basic needs and a variety of employment opportunities to help low-income Missouri families overcome barriers to self-sufficiency with the assistance of a cash benefit, employment opportunities, and other program resources.

3. PROGRAM LISTING (list programs included in this core funding)

Temporary Assistance (TA) Cash Assistance, Transitional Employment Benefit, and TA Diversion Program

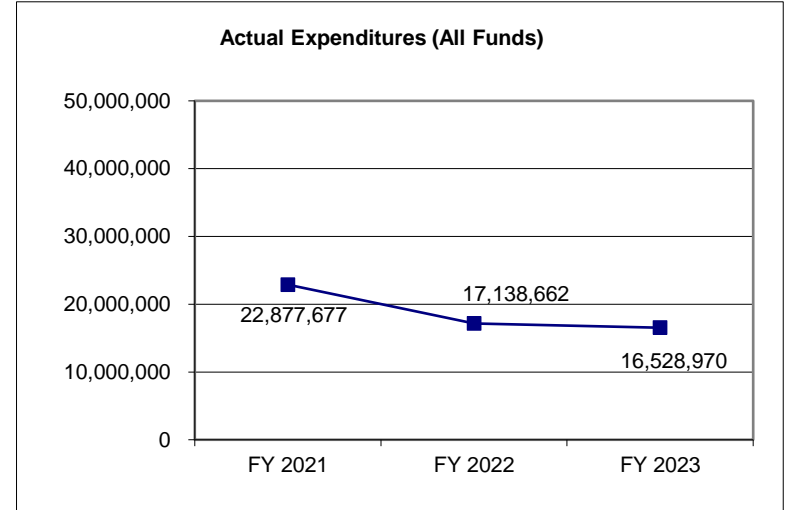
CORE DECISION ITEM

Department: Social Services
Division: Family Support
Core: Temporary Assistance- Cash Assistance

Budget Unit: 90182C
HB Section: 11.160

4. FINANCIAL HISTORY

	FY 2021 Actual	FY 2022 Actual	FY 2023 Actual	FY 2024 Current Yr.
Appropriation (All Funds)	31,736,136	27,805,431	23,856,800	20,056,800
Less Reverted (All Funds)	0	0	0	0
Less Restricted (All Funds)*	0	0	0	0
Budget Authority (All Funds)	31,736,136	27,805,431	23,856,800	20,056,800
Actual Expenditures (All Funds)	22,877,677	17,138,662	16,528,970	N/A
Unexpended (All Funds)	8,858,459	10,666,769	7,327,830	N/A
Unexpended, by Fund:				
General Revenue	0	0	0	N/A
Federal	8,858,459	10,666,769	7,327,830	N/A
Other	N/A	0	0	N/A
	(1)	(2)	(3)	(4)



*Current Year restricted amount is as of September 1, 2023.
 Reverted includes the statutory three-percent reserve (when applicable).
 Restricted includes any Governor's Expenditure Restriction (when applicable).

NOTES:

- (1)** FY 2021 - There was a core reduction of \$3,500,000 FF for TANF Cash Excess Authority. In addition, there was a core reallocation of \$3,783,545 FF.
- (2)** FY 2022 - There was a core reduction of \$3,930,705 FF due to a lapse in TANF cash benefit.
- (3)** FY 2023 - There was a core reduction of \$3,948,631 FF.
- (4)** FY 2024 - There was a core reduction of \$3,800,000 FF.

CORE RECONCILIATION DETAIL

**DEPARTMENT OF SOCIAL SERVICES
TEMPORARY ASSISTANCE**

5. CORE RECONCILIATION DETAIL

		Budget Class	FTE	GR	Federal	Other	Total	Explanation	
DEPARTMENT CORE ADJUSTMENTS									
Core Reallocation	1364	5822	PD	0.00	0	16,200,000	0	16,200,000	Core reallocation from HB 11.235 due to HB reorder.
Core Reallocation	1364	5819	PD	0.00	3,856,800	0	0	3,856,800	Core reallocation from HB 11.235 due to HB reorder.
NET DEPARTMENT CHANGES			0.00	3,856,800	16,200,000	0	20,056,800		
DEPARTMENT CORE REQUEST									
			PD	0.00	3,856,800	16,200,000	0	20,056,800	
Total			0.00	3,856,800	16,200,000	0	20,056,800		
GOVERNOR'S RECOMMENDED CORE									
			PD	0.00	3,856,800	16,200,000	0	20,056,800	
Total			0.00	3,856,800	16,200,000	0	20,056,800		

DECISION ITEM SUMMARY

Budget Unit									
Decision Item	FY 2023	FY 2023	FY 2024	FY 2024	FY 2025	FY 2025	*****	*****	
Budget Object Summary	ACTUAL	ACTUAL	BUDGET	BUDGET	DEPT REQ	DEPT REQ	SECURED	SECURED	
Fund	DOLLAR	FTE	DOLLAR	FTE	DOLLAR	FTE	COLUMN	COLUMN	
TEMPORARY ASSISTANCE									
CORE									
PROGRAM-SPECIFIC									
GENERAL REVENUE	0	0.00	0	0.00	3,856,800	0.00	0	0.00	
TEMP ASSIST NEEDY FAM FEDERAL	0	0.00	0	0.00	16,200,000	0.00	0	0.00	
TOTAL - PD	0	0.00	0	0.00	20,056,800	0.00	0	0.00	
TOTAL	0	0.00	0	0.00	20,056,800	0.00	0	0.00	
GRAND TOTAL	\$0	0.00	\$0	0.00	\$20,056,800	0.00	\$0	0.00	

DECISION ITEM DETAIL

Budget Unit	FY 2023	FY 2023	FY 2024	FY 2024	FY 2025	FY 2025	*****	*****
Decision Item	ACTUAL	ACTUAL	BUDGET	BUDGET	DEPT REQ	DEPT REQ	SECURED	SECURED
Budget Object Class	DOLLAR	FTE	DOLLAR	FTE	DOLLAR	FTE	COLUMN	COLUMN
TEMPORARY ASSISTANCE								
CORE								
PROGRAM DISTRIBUTIONS	0	0.00	0	0.00	20,056,800	0.00	0	0.00
TOTAL - PD	0	0.00	0	0.00	20,056,800	0.00	0	0.00
GRAND TOTAL	\$0	0.00	\$0	0.00	\$20,056,800	0.00	\$0	0.00
GENERAL REVENUE	\$0	0.00	\$0	0.00	\$3,856,800	0.00		0.00
FEDERAL FUNDS	\$0	0.00	\$0	0.00	\$16,200,000	0.00		0.00
OTHER FUNDS	\$0	0.00	\$0	0.00	\$0	0.00		0.00

PROGRAM DESCRIPTION

Department: Social Services

HB Section(s): 11.160

Program Name: Cash Assistance

Program is found in the following core budget(s): Temporary Assistance

1a. What strategic priority does this program address?

Move families to economic independence

1b. What does this program do?

The Department of Social Services (DSS), Family Support Division (FSD) is providing cash benefits to meet basic needs and a variety of employment opportunities to help low-income Missouri families overcome barriers to self-sufficiency with the assistance of a cash benefit, employment opportunities, and other program resources. FSD determines eligibility for and administers the Temporary Assistance (TA) program providing cash assistance to families based on income and family size for a period not to exceed a lifetime total of 45 months with some exceptions. Prior to being approved for benefits, the applicant must sign a personal responsibility plan, complete an orientation to benefits and requirements, and register on jobs.mo.gov. The state does not extend TA past 45 months unless there is a documented hardship (domestic violence, substance abuse treatment, mental health, or family crisis). Parents/caretakers are exempt from the lifetime limit if they are age 60 and over, or permanently disabled.

Applicants who attest to using a controlled substance and refuse treatment or applicants who refuse to complete an attestation stating they do not use controlled substances are not authorized to receive benefits on themselves. However, their child(ren) in the household can receive benefits. In addition, applicants who have a prior felony drug conviction cannot receive benefits for themselves. TA recipients cannot access cash benefits at ATMs in unauthorized locations including liquor stores, gaming establishments, and establishments that provide adult entertainment.

TA recipients are referred to Missouri Work Assistance (MWA) providers for employment and training services, unless they meet a federally defined reason they do not have to participate. The parents/caretakers must comply with the minimum required work participation hours per week. Failure to comply with MWA will result in a 50% reduction in benefits after 10 weeks, and the family no longer receiving benefits after 16 weeks. To receive benefits again following termination, the TA participant has to participate in work activities for the required hours for two consecutive weeks and provide the requested documentation or provide documentation indicating they meet a federally defined reason they do not have to participate in work activities.

TA recipients who earn wages or additional wages after becoming eligible and receiving TA, while on benefits, will have a portion of their income disregarded. TA recipients no longer receiving TA due to increased wages earned from employment will receive a six (6) month transitional benefit of \$50. The disregarded earnings and transitional benefits are intended to help recipients stabilize household incomes.

SB 45, 90, and 106 (2023) requires the DSS to develop and implement a transitional benefits program for TA. Currently, DSS administers a state funded transitional program for TA cases closed for excessive earned income. However, this created a program for all TA recipients whose income exceeds the income maximum. In SFY 2024, DSS is requesting a waiver from Administration for Children and Families (ACF) to implement transitional benefits program as outlined in statute.

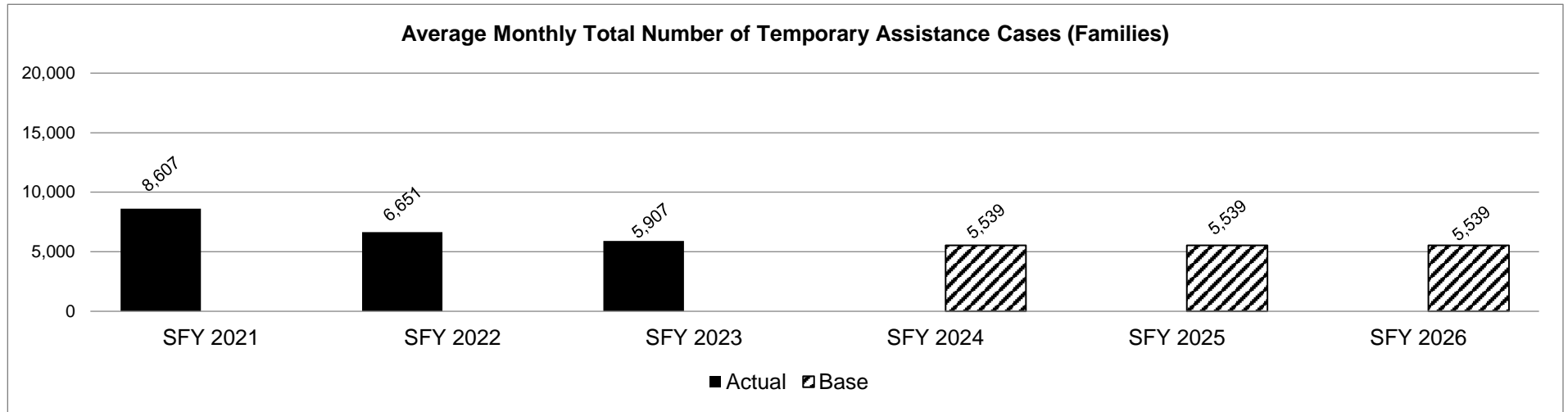
There is a FY 2025 New Decision Item Request to provide funding for the implementation costs of the new transitional benefit program.

PROGRAM DESCRIPTION

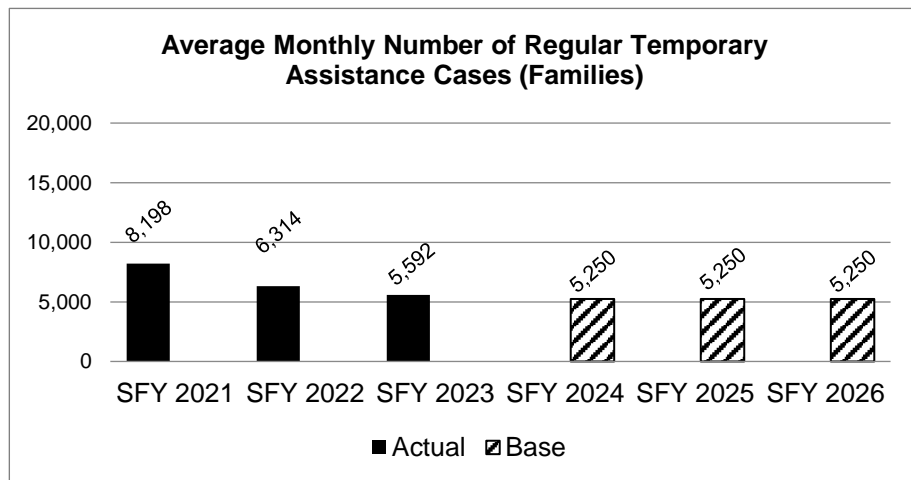
Department: Social Services
 Program Name: Cash Assistance
 Program is found in the following core budget(s): Temporary Assistance

HB Section(s): 11.160

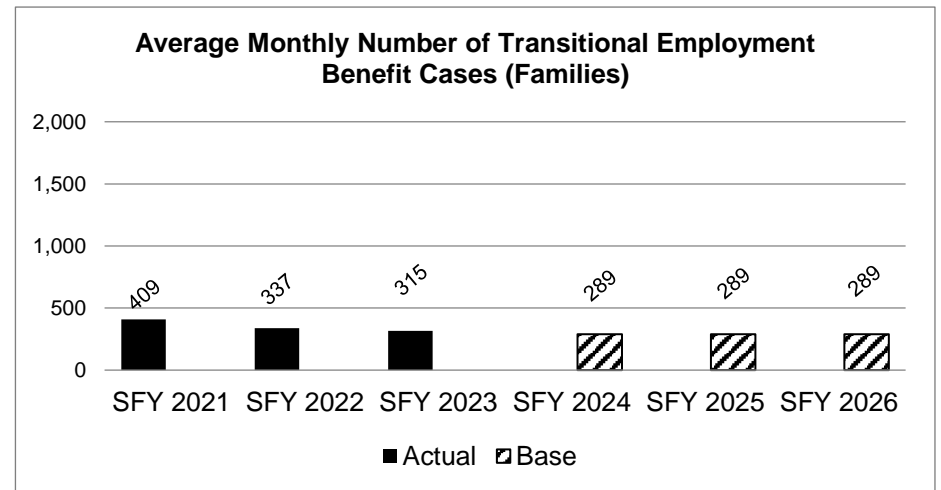
2a. Provide an activity measure(s) for the program.



Projections are based on current caseload numbers.



Projections are based on current caseload numbers.



Projections are based on current caseload numbers.

PROGRAM DESCRIPTION

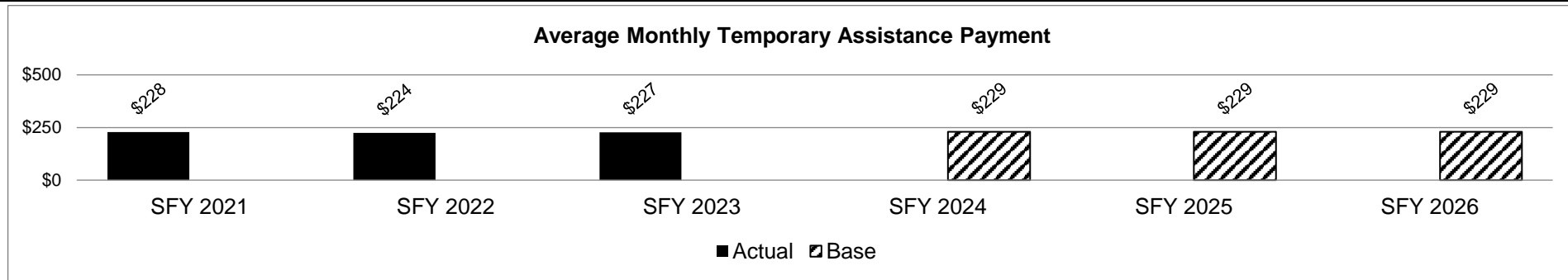
Department: Social Services
 Program Name: Cash Assistance
 Program is found in the following core budget(s): Temporary Assistance

HB Section(s): 11.160

2b. Provide a measure(s) of the program's quality.

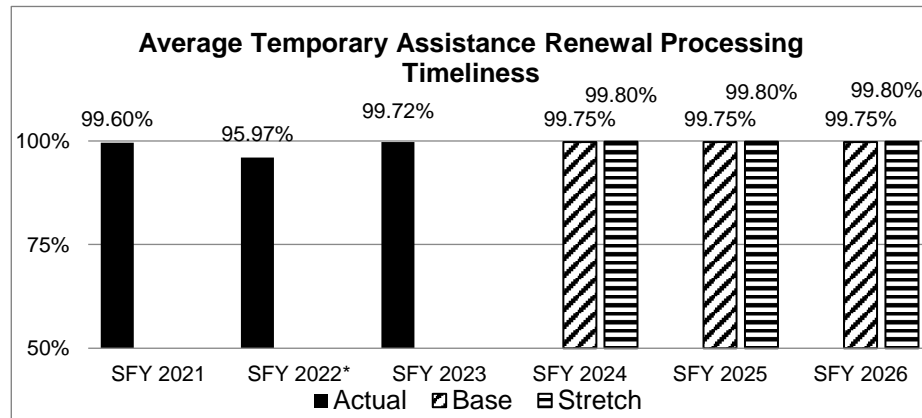
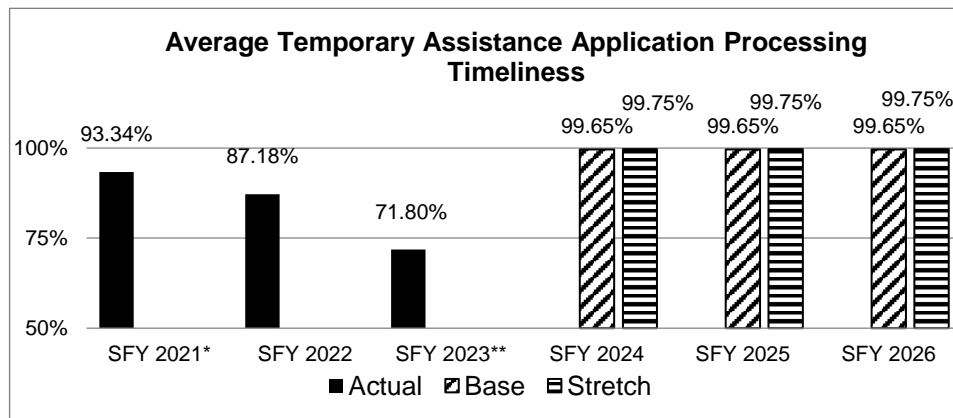
Refer to 2b of the MWA program description HB Section 11.155, as TA-Cash Assistance recipients are referred to MWA unless exempt.

2c. Provide a measure(s) of the program's impact.



Projections are based on current monthly payment.

2d. Provide a measure(s) of the program's efficiency.



*SFY 2021 data reflect a decrease that occurred as a result of changes due to the COVID-19 pandemic.

**SFY 2023 data reflects a decrease that resulted from the implementation of Business Process Reengineering that is not expected to continue.

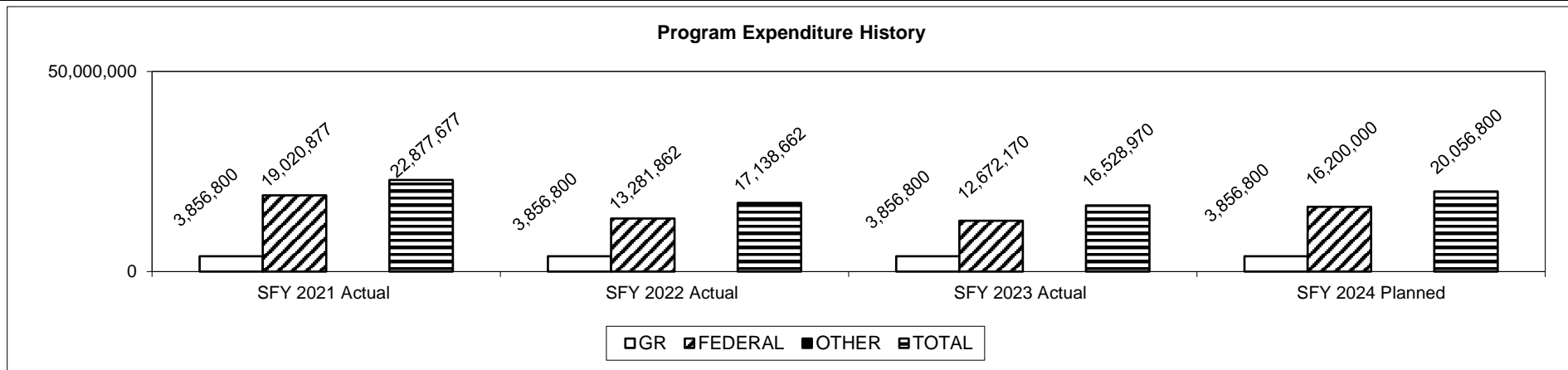
*SFY 2022 decline is a result of a transition from a short form application, which required an interview, to a long form now available online as of July 25, 2022.

PROGRAM DESCRIPTION

Department: Social Services
 Program Name: Cash Assistance
 Program is found in the following core budget(s): Temporary Assistance

HB Section(s): 11.160

3. Provide actual expenditures for the prior three fiscal years and planned expenditures for the current fiscal year. (Note: Amounts do not include fringe benefit costs.)



4. What are the sources of the "Other " funds?

N/A

5. What is the authorization for this program, i.e., federal or state statute, etc.? (Include the federal program number, if applicable.)

State statute: Section 208.040, RSMo. Federal law: PL 104-193 and PRWORA of 1996.

6. Are there federal matching requirements? If yes, please explain.

Expenditures for the Temporary Assistance for Needy Families (TANF) are claimed based on program requirements. Expenditures of the TANF block grant are reimbursed at 100% FF, not to exceed the block grant amount. State Maintenance of Effort (MOE) is required to earn the full TANF block grant. Expenditures that meet MOE requirements are used to satisfy the amount required to earn the TANF block grant.

7. Is this a federally mandated program? If yes, please explain.

No.

**Core - Temporary
Assistance- Integrated
Student Support Services**

CORE DECISION ITEM

Department: Social Services
 Division: Family Support
 Core: Temporary Assistance- Integrated Student Support Services (ISSS)

Budget Unit: 90112C
 HB Section: 11.160

1. CORE FINANCIAL SUMMARY

	FY 2025 Budget Request			
	GR	Federal	Other	Total
PS	0	0	0	0
EE	0	0	0	0
PSD	0	600,000	0	600,000
TRF	0	0	0	0
Total	0	600,000	0	600,000
FTE	0.00	0.00	0.00	0.00

	FY 2025 Governor's Recommendation			
	GR	Federal	Other	Total
PS	0	0	0	0
EE	0	0	0	0
PSD	0	0	0	0
TRF	0	0	0	0
Total	0	0	0	0
FTE	0.00	0.00	0.00	0.00

Est. Fringe	0	0	0	0
--------------------	---	---	---	---

Note: Fringes budgeted in House Bill 5 except for certain fringes budgeted directly to MoDOT, Highway Patrol, and Conservation.

Est. Fringe	0	0	0	0
--------------------	---	---	---	---

Note: Fringes budgeted in House Bill 5 except for certain fringes budgeted directly to MoDOT, Highway Patrol, and Conservation.

Other Funds: N/A

Other Funds: N/A

2. CORE DESCRIPTION

The Department of Social Services (DSS), Family Support Division (FSD) receives a Temporary Assistance for Needy Families (TANF) block grant from the US Department of Health and Human Services, Administration for Children and Families. TANF was created in the 1996 welfare reform law (P. L. 104-193). TANF provides a variety of youth, parenting, and other programs that meet one or more of the four purposes of TANF.

The four purposes of the TANF program are:

- To provide assistance to needy families to help keep children in the home
- To end dependence of needy parents by promoting job preparation, work, and marriage
- To prevent and reduce out-of-wedlock pregnancies
- To encourage the formation and maintenance of two-parent families

The DSS, FSD administers the Integrated Student Support Services (ISSS) Program to connect community resources to students and families with needs that may include anything from basic nutrition and material needs to social services support. The focus is on removing barriers to student attendance and academic attainment.

3. PROGRAM LISTING (list programs included in this core funding)

Integrated Student Support Services (ISSS) Program

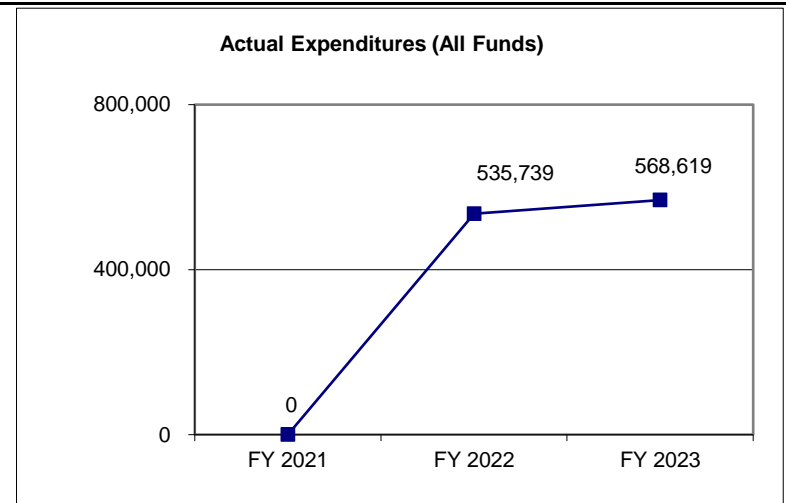
CORE DECISION ITEM

Department: Social Services
Division: Family Support
Core: Temporary Assistance- Integrated Student Support Services (ISSS)

Budget Unit: 90112C
HB Section: 11.160

4. FINANCIAL HISTORY

	FY 2021 Actual	FY 2022 Actual	FY 2023 Actual	FY 2024 Current Yr.
Appropriation (All Funds)	0	600,000	600,000	600,000
Less Reverted (All Funds)	0	0	0	0
Less Restricted (All Funds)*	0	0	0	0
Budget Authority (All Funds)	0	600,000	600,000	600,000
Actual Expenditures (All Funds)	0	535,739	568,619	N/A
Unexpended (All Funds)	0	64,261	31,381	N/A
Unexpended, by Fund:				
General Revenue	0	0	0	N/A
Federal	0	64,261	31,381	N/A
Other	0	0	0	N/A
		(1)		



*Current Year restricted amount is as of September 1, 2023.
 Reverted includes the statutory three-percent reserve (when applicable).
 Restricted includes any Governor's Expenditure Restriction (when applicable).

NOTES:

(1) FY 2022 - There was a core increase of \$600,000 FF.

CORE RECONCILIATION DETAIL

**DEPARTMENT OF SOCIAL SERVICES
COMMUNITIES IN SCHOOLS ISSS**

5. CORE RECONCILIATION DETAIL

	Budget Class	FTE	GR	Federal	Other	Total	Explanation
TAFP AFTER VETOES							
	PD	0.00	0	600,000	0	600,000	
	Total	0.00	0	600,000	0	600,000	
DEPARTMENT CORE REQUEST							
	PD	0.00	0	600,000	0	600,000	
	Total	0.00	0	600,000	0	600,000	
GOVERNOR'S RECOMMENDED CORE							
	PD	0.00	0	600,000	0	600,000	
	Total	0.00	0	600,000	0	600,000	

DECISION ITEM SUMMARY

Budget Unit								
Decision Item	FY 2023	FY 2023	FY 2024	FY 2024	FY 2025	FY 2025	*****	*****
Budget Object Summary	ACTUAL	ACTUAL	BUDGET	BUDGET	DEPT REQ	DEPT REQ	SECURED	SECURED
Fund	DOLLAR	FTE	DOLLAR	FTE	DOLLAR	FTE	COLUMN	COLUMN
COMMUNITIES IN SCHOOLS ISSS								
CORE								
PROGRAM-SPECIFIC								
TEMP ASSIST NEEDY FAM FEDERAL	568,619	0.00	600,000	0.00	600,000	0.00	0	0.00
TOTAL - PD	568,619	0.00	600,000	0.00	600,000	0.00	0	0.00
TOTAL	568,619	0.00	600,000	0.00	600,000	0.00	0	0.00
GRAND TOTAL	\$568,619	0.00	\$600,000	0.00	\$600,000	0.00	\$0	0.00

DECISION ITEM DETAIL

Budget Unit	FY 2023	FY 2023	FY 2024	FY 2024	FY 2025	FY 2025	*****	*****
Decision Item	ACTUAL	ACTUAL	BUDGET	BUDGET	DEPT REQ	DEPT REQ	SECURED	SECURED
Budget Object Class	DOLLAR	FTE	DOLLAR	FTE	DOLLAR	FTE	COLUMN	COLUMN
COMMUNITIES IN SCHOOLS ISSS								
CORE								
PROGRAM DISTRIBUTIONS	568,619	0.00	600,000	0.00	600,000	0.00	0	0.00
TOTAL - PD	568,619	0.00	600,000	0.00	600,000	0.00	0	0.00
GRAND TOTAL	\$568,619	0.00	\$600,000	0.00	\$600,000	0.00	\$0	0.00
GENERAL REVENUE	\$0	0.00	\$0	0.00	\$0	0.00		0.00
FEDERAL FUNDS	\$568,619	0.00	\$600,000	0.00	\$600,000	0.00		0.00
OTHER FUNDS	\$0	0.00	\$0	0.00	\$0	0.00		0.00

PROGRAM DESCRIPTION

Department: Social Services

HB Section(s): 11.160

Program Name: Integrated Student Support Services (ISSS)

Program is found in the following core budget(s): Temporary Assistance

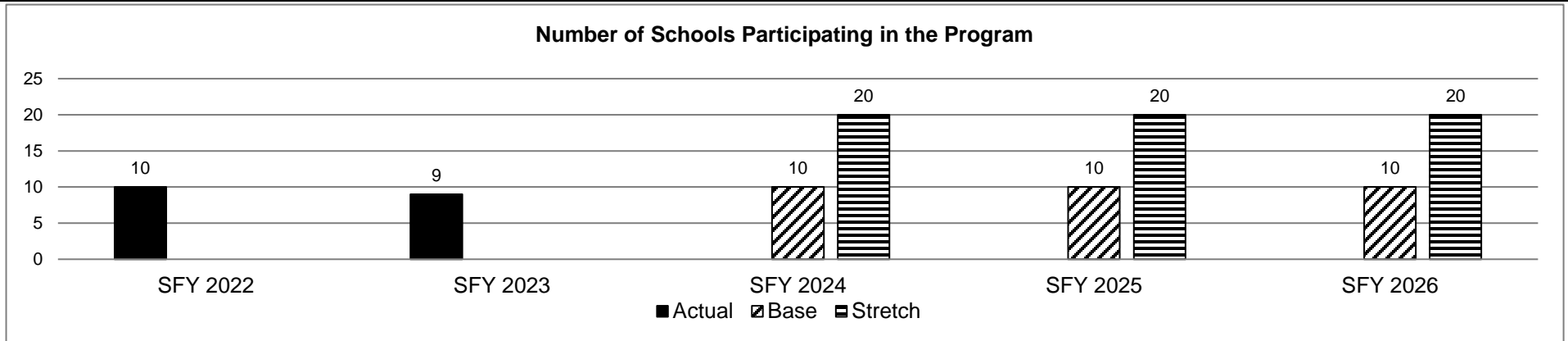
1a. What strategic priority does this program address?

This program addresses economic independence for Missourians

1b. What does this program do?

The Department of Social Services (DSS), Family Support Division (FSD) administers the Integrated Student Support Services (ISSS) Program to provide students with the opportunity to receive a quality education and become responsible individuals, competent workers and contributing citizens. Support and services are provided to students and families through the work of a Student Support Coordinator who is placed full-time in each partner school to help overcome challenges that prevent students from being able to attend school regularly in the best condition to learn. The program also includes extensive efforts to meet basic needs such as hunger; clothing and personal care items; and school supplies for all students in partner schools.

2a. Provide an activity measure(s) for the program.



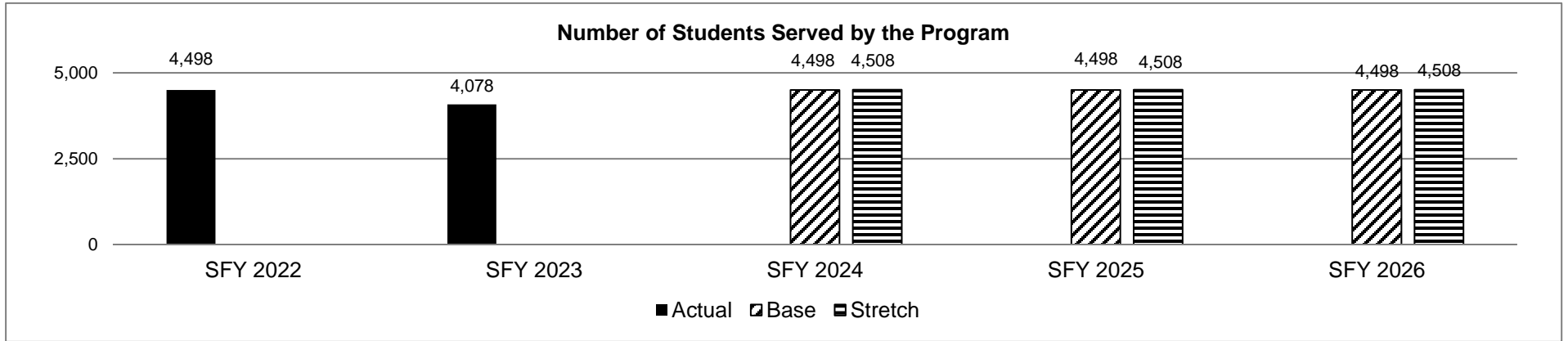
PROGRAM DESCRIPTION

Department: Social Services

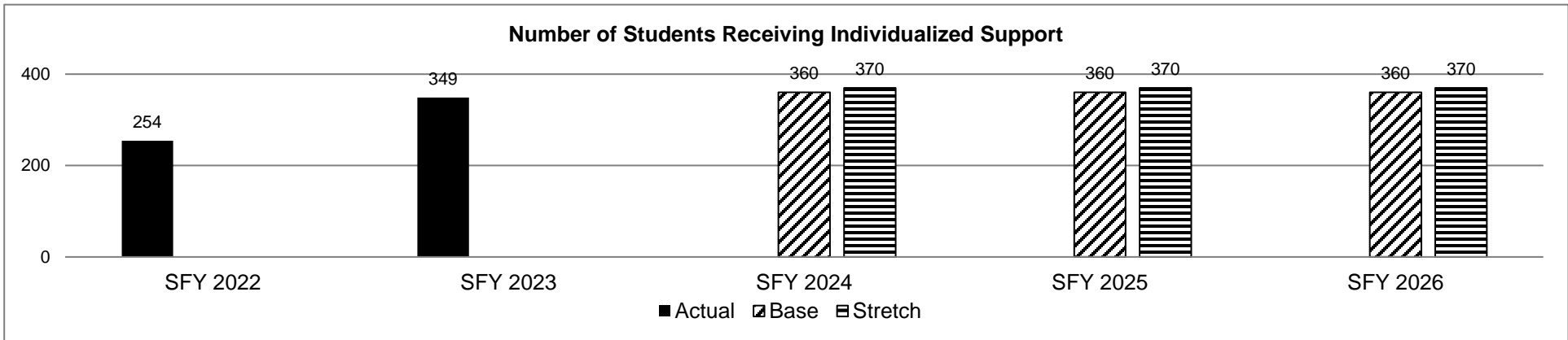
HB Section(s): 11.160

Program Name: Integrated Student Support Services (ISSS)

Program is found in the following core budget(s): Temporary Assistance



Services are available to all students in each partner school. Services are identified and planned in collaboration with school staff and tailored to align with school needs and leverage school and community resources and typically include parent engagement and support, attendance initiatives, life/social skills, leadership, social emotional learning, academic engagement and college/career readiness.



Individualized support for students on caseload is provided in two ways: through small groups for students facing similar challenges and one-on-one for the most intense situations and challenges unique to each student. Each student on caseload will have a student support plan developed through a needs and assets assessment and designed to establish individual goals targeted to meet each student’s unique situation. Individual supports often include: enrichment/motivation activities, attendance monitoring, behavior interventions/social-emotional learning support, academic assistance and coordination of outside services.

PROGRAM DESCRIPTION

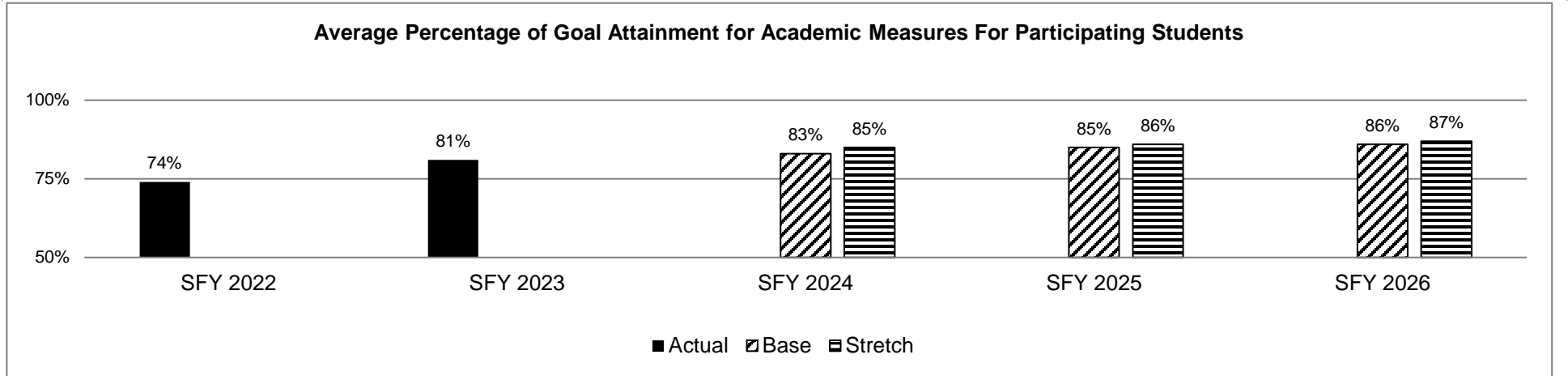
Department: Social Services

HB Section(s): 11.160

Program Name: Integrated Student Support Services (ISSS)

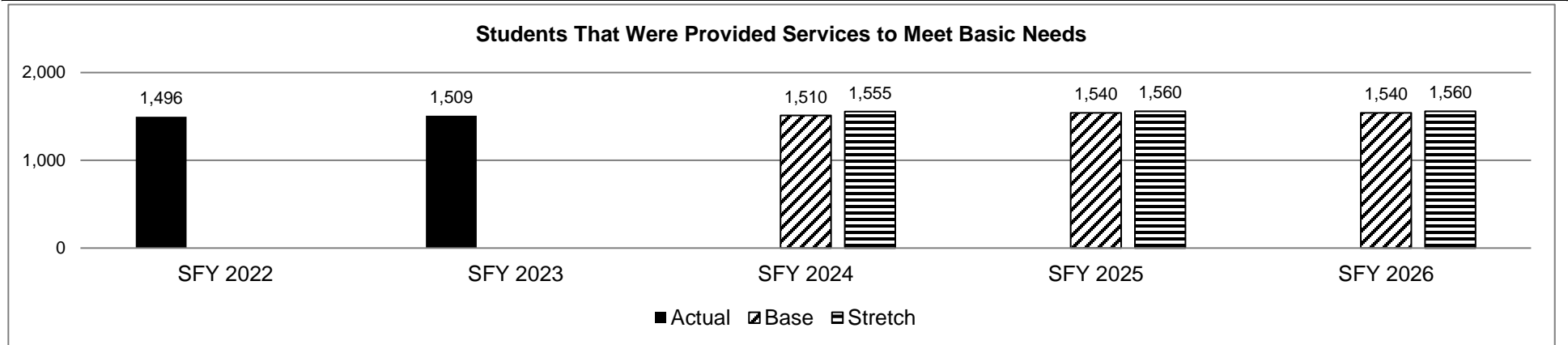
Program is found in the following core budget(s): Temporary Assistance

2b. Provide a measure(s) of the program's quality.



Surveys assessing program quality and engagement are provided to school leadership throughout the school year and to the full school staff, community partners and parents at the end of the school year.

2c. Provide a measure(s) of the program's impact.



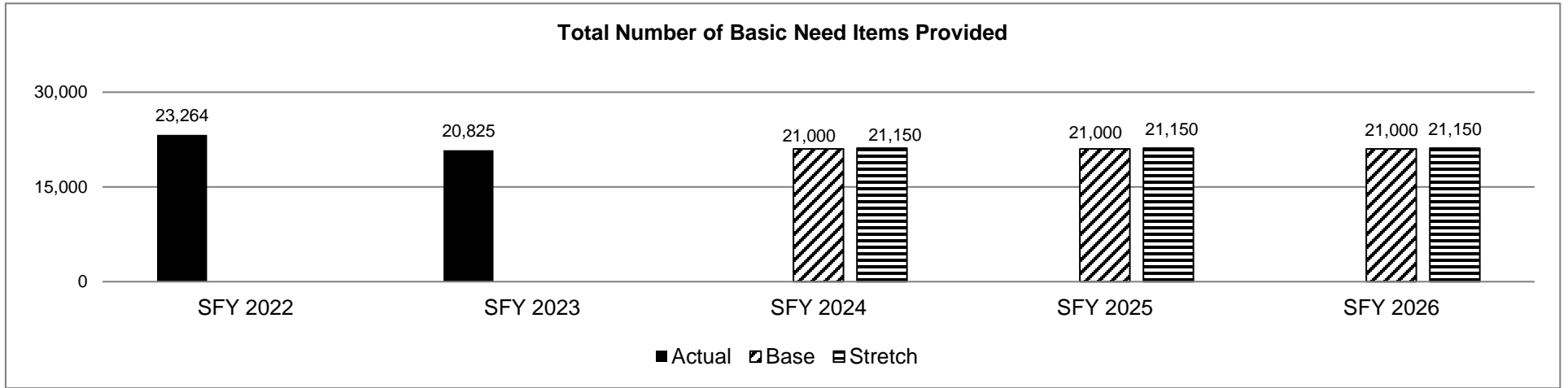
PROGRAM DESCRIPTION

Department: Social Services

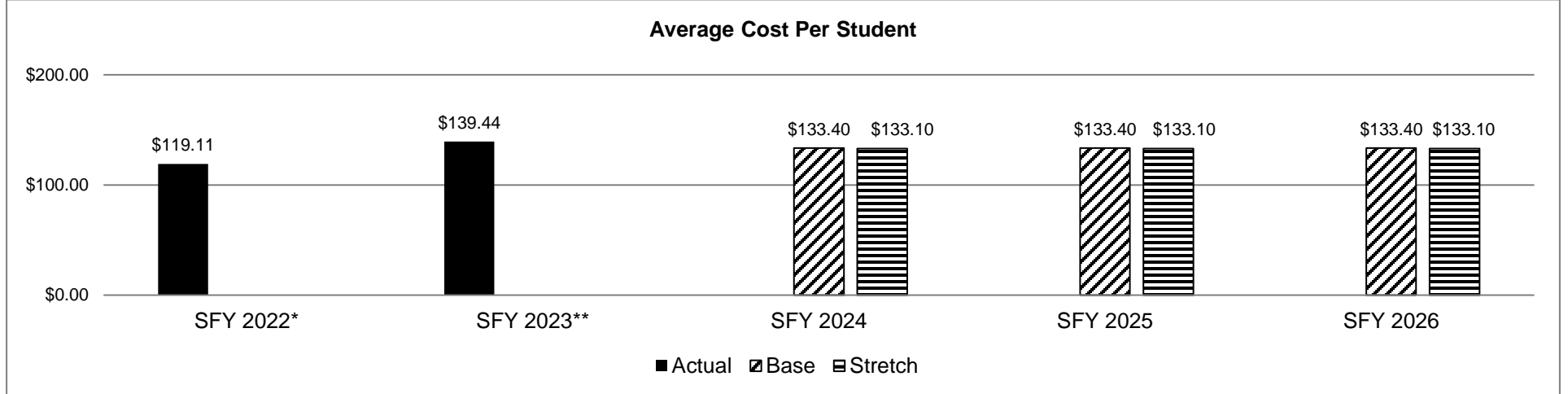
HB Section(s): 11.160

Program Name: Integrated Student Support Services (ISSS)

Program is found in the following core budget(s): Temporary Assistance



2d. Provide a measure(s) of the program's efficiency.



*SFY 2022 represents expended of \$535,739 serving 4,498 students.

**SFY 2023 represents expended of \$568,619 serving 4,078 students.

PROGRAM DESCRIPTION

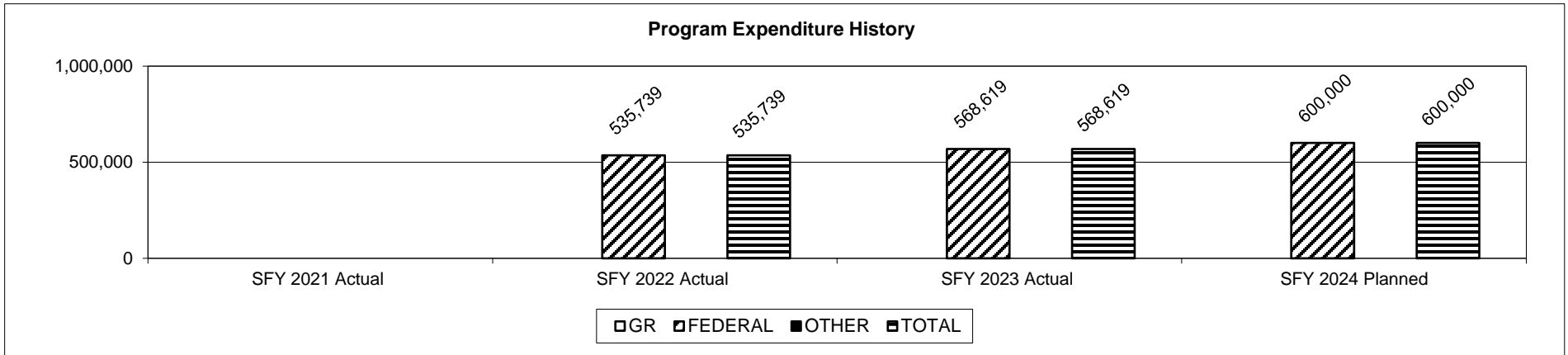
Department: Social Services

HB Section(s): 11.160

Program Name: Integrated Student Support Services (ISSS)

Program is found in the following core budget(s): Temporary Assistance

3. Provide actual expenditures for the prior three fiscal years and planned expenditures for the current fiscal year. (Note: Amounts do not include fringe benefit costs.)



4. What are the sources of the "Other " funds?

N/A

5. What is the authorization for this program, i.e., federal or state statute, etc.? (Include the federal program number, if applicable.)

State statute: Section 208.040, RSMo. Federal law: PL 104-193 and PRWORA of 1996.

6. Are there federal matching requirements? If yes, please explain.

Expenditures for the Temporary Assistance for Needy Families (TANF) are claimed based on program requirements. Expenditures of the TANF block grant are reimbursed at 100% FF, not to exceed the block grant amount. State Maintenance of Effort (MOE) is required to earn the full TANF block grant. Expenditures that meet MOE requirements are used to satisfy the amount required to earn the TANF block grant.

7. Is this a federally mandated program? If yes, please explain.

No.

**Core - Temporary
Assistance- Drew Lewis
Foundation**

CORE DECISION ITEM

Department: Social Services
 Division: Family Support
 Core: Temporary Assistance- Drew Lewis Foundation Poverty Prevention

Budget Unit: 90114C
 HB Section: 11.160

1. CORE FINANCIAL SUMMARY

	FY 2025 Budget Request			
	GR	Federal	Other	Total
PS	0	0	0	0
EE	0	0	0	0
PSD	0	700,000	0	700,000
TRF	0	0	0	0
Total	0	700,000	0	700,000
FTE	0.00	0.00	0.00	0.00
<i>Est. Fringe</i>	0	0	0	0

Note: Fringes budgeted in House Bill 5 except for certain fringes budgeted directly to MoDOT, Highway Patrol, and Conservation.

	FY 2025 Governor's Recommendation			
	GR	Federal	Other	Total
PS	0	0	0	0
EE	0	0	0	0
PSD	0	0	0	0
TRF	0	0	0	0
Total	0	0	0	0
FTE	0.00	0.00	0.00	0.00
<i>Est. Fringe</i>	0	0	0	0

Note: Fringes budgeted in House Bill 5 except for certain fringes budgeted directly to MoDOT, Highway Patrol, and Conservation.

Other Funds: N/A

Other Funds: N/A

2. CORE DESCRIPTION

The Department of Social Services (DSS), Family Support Division (FSD) receives a Temporary Assistance for Needy Families (TANF) block grant from the US Department of Health and Human Services, Administration for Children and Families. TANF was created in the 1996 welfare reform law (P. L. 104-193). TANF provides a variety of youth, parenting, and other programs that meet one or more of the four purposes of TANF.

- The four purposes of the TANF program are:
- To provide assistance to needy families to help keep children in the home
 - To end dependence of needy parents by promoting job preparation, work, and marriage
 - To prevent and reduce out-of-wedlock pregnancies
 - To encourage the formation and maintenance of two-parent families

The mission of the Drew Lewis Foundation (DLF) Poverty Prevention Program (PPP) is to educate, empower, and support underserved families through personalized programs and coaching to increase quality of life and build resilient communities. DLF works with youth and adults from diverse socioeconomic backgrounds and aims to improve their quality of life through access to resources and community engagement. DLF has a number of community betterment initiatives that will help to improve the quality of life for the people of Southwest Missouri. The main DLF initiative for this funding is Reaching Independence through Support and Education (RISE).

3. PROGRAM LISTING (list programs included in this core funding)

Drew Lewis Foundation (DLF) Poverty Prevention Program (PPP)

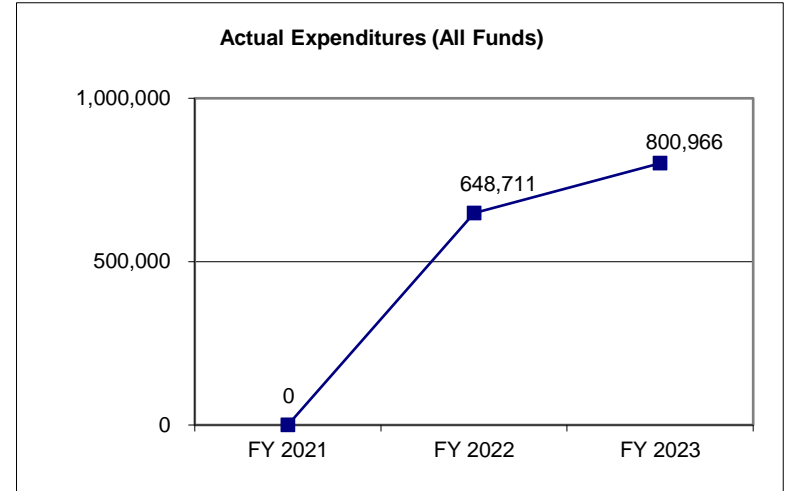
CORE DECISION ITEM

Department: Social Services
Division: Family Support
Core: Temporary Assistance - Drew Lewis Foundation Poverty Prevention

Budget Unit: 90114C
HB Section: 11.160

4. FINANCIAL HISTORY

	FY 2021 Actual	FY 2022 Actual	FY 2023 Actual	FY 2024 Current Yr.
Appropriation (All Funds)	0	700,000	950,000	1,000,000
Less Reverted (All Funds)	0	0	0	0
Less Restricted (All Funds)*	0	0	0	0
Budget Authority (All Funds)	0	700,000	950,000	1,000,000
Actual Expenditures (All Funds)	0	648,711	800,966	N/A
Unexpended (All Funds)	0	51,289	149,034	N/A
Unexpended, by Fund:				
General Revenue	0	0	0	N/A
Federal	0	51,289	149,034	N/A
Other	0	0	0	N/A
		(1)	(2)	(3)



*Current Year restricted amount is as of September 1, 2023.
 Reverted includes the statutory three-percent reserve (when applicable).
 Restricted includes any Governor's Expenditure Restriction (when applicable).

NOTES:

- (1)** FY 2022 - There was a core increase of \$700,000 FF.
- (2)** FY 2023 - There was a one-time core increase of \$250,000 FF.
- (3)** FY 2024 - There was a core reduction of the one-time FY 2023 \$250,000 FF funding; however, in FY 2024, this was funded \$300,000 FF additional one-time funding for a total of \$1,000,000.

CORE RECONCILIATION DETAIL

**DEPARTMENT OF SOCIAL SERVICES
RISE DREW LEWIS SPFLD**

5. CORE RECONCILIATION DETAIL

	Budget Class	FTE	GR	Federal	Other	Total	Explanation
TAFP AFTER VETOES							
	PD	0.00	0	1,000,000	0	1,000,000	
	Total	0.00	0	1,000,000	0	1,000,000	
DEPARTMENT CORE ADJUSTMENTS							
1x Expenditures	231 7781 PD	0.00	0	(300,000)	0	(300,000)	Core reduction of one-time funding.
	NET DEPARTMENT CHANGES	0.00	0	(300,000)	0	(300,000)	
DEPARTMENT CORE REQUEST							
	PD	0.00	0	700,000	0	700,000	
	Total	0.00	0	700,000	0	700,000	
GOVERNOR'S RECOMMENDED CORE							
	PD	0.00	0	700,000	0	700,000	
	Total	0.00	0	700,000	0	700,000	

DECISION ITEM SUMMARY

Budget Unit									
Decision Item	FY 2023	FY 2023	FY 2024	FY 2024	FY 2025	FY 2025	*****	*****	
Budget Object Summary	ACTUAL	ACTUAL	BUDGET	BUDGET	DEPT REQ	DEPT REQ	SECURED	SECURED	
Fund	DOLLAR	FTE	DOLLAR	FTE	DOLLAR	FTE	COLUMN	COLUMN	
RISE DREW LEWIS SPFLD									
CORE									
PROGRAM-SPECIFIC									
TEMP ASSIST NEEDY FAM FEDERAL	800,966	0.00	1,000,000	0.00	700,000	0.00	0	0.00	
TOTAL - PD	800,966	0.00	1,000,000	0.00	700,000	0.00	0	0.00	
TOTAL	800,966	0.00	1,000,000	0.00	700,000	0.00	0	0.00	
GRAND TOTAL	\$800,966	0.00	\$1,000,000	0.00	\$700,000	0.00	\$0	0.00	

DECISION ITEM DETAIL

Budget Unit	FY 2023	FY 2023	FY 2024	FY 2024	FY 2025	FY 2025	*****	*****
Decision Item	ACTUAL	ACTUAL	BUDGET	BUDGET	DEPT REQ	DEPT REQ	SECURED	SECURED
Budget Object Class	DOLLAR	FTE	DOLLAR	FTE	DOLLAR	FTE	COLUMN	COLUMN
RISE DREW LEWIS SPFLD								
CORE								
PROGRAM DISTRIBUTIONS	800,966	0.00	1,000,000	0.00	700,000	0.00	0	0.00
TOTAL - PD	800,966	0.00	1,000,000	0.00	700,000	0.00	0	0.00
GRAND TOTAL	\$800,966	0.00	\$1,000,000	0.00	\$700,000	0.00	\$0	0.00
GENERAL REVENUE	\$0	0.00	\$0	0.00	\$0	0.00		0.00
FEDERAL FUNDS	\$800,966	0.00	\$1,000,000	0.00	\$700,000	0.00		0.00
OTHER FUNDS	\$0	0.00	\$0	0.00	\$0	0.00		0.00

PROGRAM DESCRIPTION

Department: Social Services

HB Section(s): 11.160

Program Name: Drew Lewis Foundation Poverty Prevention

Program is found in the following core budget(s): Temporary Assistance

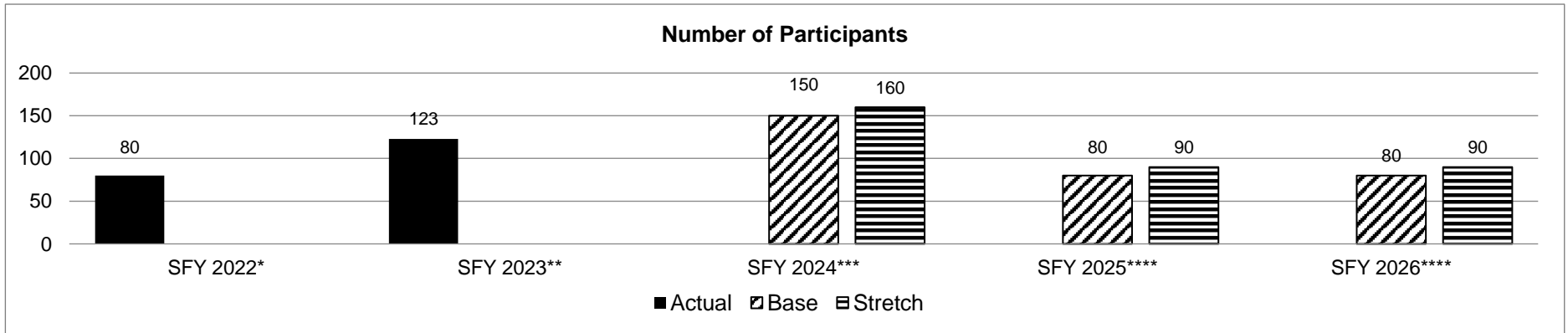
1a. What strategic priority does this program address?

Economic independence for Missourians

1b. What does this program do?

Department of Social Services (DSS), Family Support Division (FSD) is collaborating with the Drew Lewis Foundation (DLF) Reaching Independence through Support and Education (RISE) Program. RISE provides support, skills, and resources that empower families to advance their social mobility. Empowering families to set goals and achieve them through small, realistic steps helps participants feel accomplished and self-sufficient. By delivering holistic services, individuals can identify strengths and focus on solution-based steps to help their families overcome the challenges that have kept them living in poverty. The program focuses on ten key areas to build stability and self-sufficiency in their lives which include: accountability, parent training, reliable transportation, affordable housing, quality childcare, budgeting/banking, financial planning, job training/education, resolving legal issues, and health and well-being.

2a. Provide an activity measure(s) for the program.



*SFY 2022 Actual represents number of participants served based on funding of \$700,000.
 **SFY 2023 Actual represents number of participants served based on funding of \$950,000.
 ***SFY 2024 projections reflect funding of \$1,000,000
 ****SFY 2025 and 2026 projections reflect funding of \$700,000.

PROGRAM DESCRIPTION

Department: Social Services

HB Section(s): 11.160

Program Name: Drew Lewis Foundation Poverty Prevention

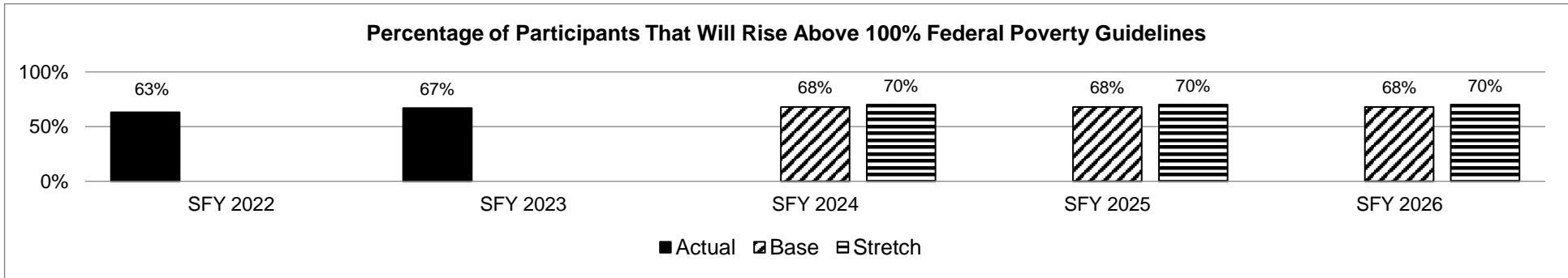
Program is found in the following core budget(s): Temporary Assistance

2b. Provide a measure(s) of the program's quality.

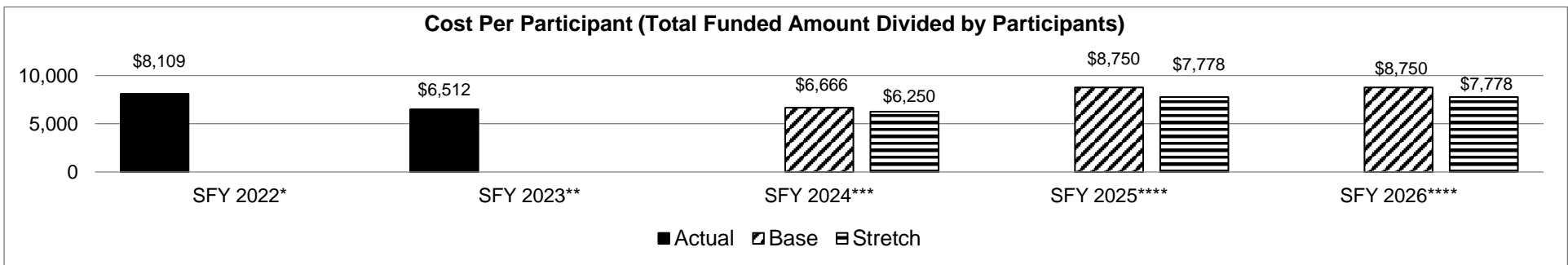
Quality control within the programs is measured by tracking the self-sufficiency of members. The tracking will use a traditional Likert scale, which uses a rating system of one to five (one being the least amount of self-sufficiency, five being the highest amount of self-sufficiency). The areas of measurement are grouped into the following sixteen categories: Housing; Transportation; Employment; Educational/Academic Attainment; Income/Budget; Health Insurance; Physical Health; Mental Health/Substance Abuse; Psychosocial Environmental; Stressors; Parenting Skills; Quality Childcare; Legal Resolution; Food Security; Home Safety; and Community Involvement.

This measure was updated in FY 2024. Data to be reported in the FY 2026 Budget Request.

2c. Provide a measure(s) of the program's impact.



2d. Provide a measure(s) of the program's efficiency.



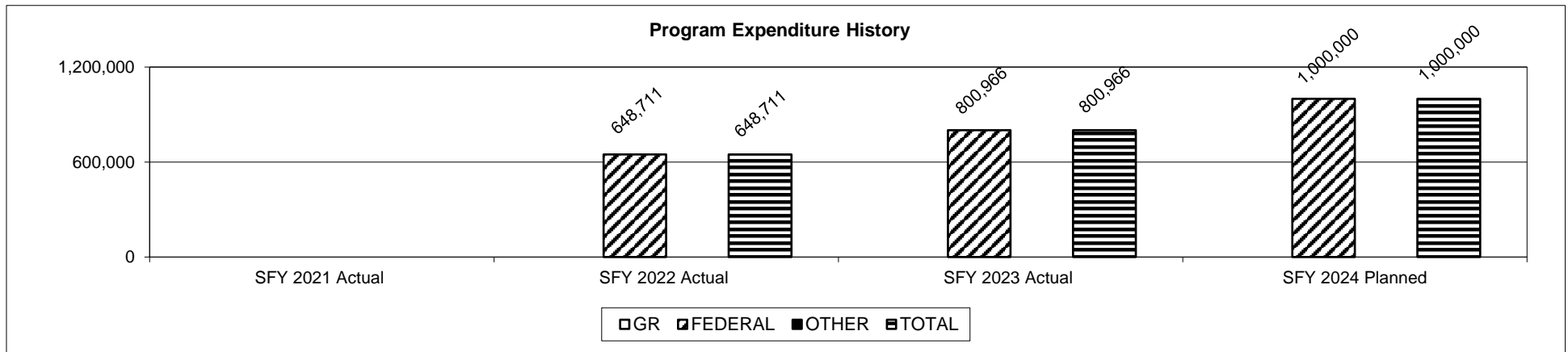
*SFY 2022 represents expended of \$648,711 serving 80 participants.
 **SFY 2023 represents expended of \$800,966 serving 123 participants.
 ***SFY 2024 projections reflect funding of \$1,000,000.
 ****SFY 2025 and 2026 projections reflect funding of \$700,000.

PROGRAM DESCRIPTION

Department: Social Services
 Program Name: Drew Lewis Foundation Poverty Prevention
 Program is found in the following core budget(s): Temporary Assistance

HB Section(s): 11.160

3. Provide actual expenditures for the prior three fiscal years and planned expenditures for the current fiscal year. (Note: Amounts do not include fringe benefit costs.)



4. What are the sources of the "Other " funds?

N/A

5. What is the authorization for this program, i.e., federal or state statute, etc.? (Include the federal program number, if applicable.)

State statute: Section 208.040, RSMo. Federal law: PL 104-193 and PRWORA of 1996.

6. Are there federal matching requirements? If yes, please explain.

Expenditures for the Temporary Assistance for Needy Families (TANF) are claimed based on program requirements. Expenditures of the TANF block grant are reimbursed at 100% FF, not to exceed the block grant amount. State Maintenance of Effort (MOE) is required to earn the full TANF block grant. Expenditures that meet MOE requirements are used to satisfy the amount required to earn the TANF block grant.

7. Is this a federally mandated program? If yes, please explain.

No.

**Core – Temporary
Assistance-Hope Missions**

CORE DECISION ITEM

Department: Social Services
 Division: Family Support
 Core: Temporary Assistance- Hope Missions

Budget Unit: 90137C
 HB Section: 11.160

1. CORE FINANCIAL SUMMARY

	FY 2025 Budget Request			
	GR	Federal	Other	Total
PS	0	0	0	0
EE	0	0	0	0
PSD	0	0	0	0
TRF	0	0	0	0
Total	0	0	0	0
FTE	0.00	0.00	0.00	0.00

	FY 2025 Governor's Recommendation			
	GR	Federal	Other	Total
PS	0	0	0	0
EE	0	0	0	0
PSD	0	0	0	0
TRF	0	0	0	0
Total	0	0	0	0
FTE	0.00	0.00	0.00	0.00

Est. Fringe	0	0	0	0
--------------------	---	---	---	---

Note: Fringes budgeted in House Bill 5 except for certain fringes budgeted directly to MoDOT, Highway Patrol, and Conservation.

Est. Fringe	0	0	0	0
--------------------	---	---	---	---

Note: Fringes budgeted in House Bill 5 except for certain fringes budgeted directly to MoDOT, Highway Patrol, and Conservation.

Other Funds: N/A

Other Funds: N/A

2. CORE DESCRIPTION

Department of Social Services (DSS), Family Support Division (FSD) receives a Temporary Assistance for Needy Families (TANF) block grant from the US Department of Health and Human Services, Administration for Children and Families. TANF was created in the 1996 welfare reform law (P. L. 104-193). TANF provides a variety of youth, parenting, and other programs that meet one or more of the four purposes of TANF.

The four purposes of the TANF program are:

- To provide assistance to needy families to help keep children in the home
- To end dependence of needy parents by promoting job preparation, work, and marriage
- To prevent and reduce out-of-wedlock pregnancies
- To encourage the formation and maintenance of two-parent families

Housing Options provided for the Elderly (HOPE), Inc. is a not-for-profit corporation that is dedicated to providing services to the elderly. Core services will address housing insecurity and financial instability among low-income older adults by providing support services to clients age 60 and over living in St. Louis City and County.

This program was funded as a one-time appropriation in FY 2023 with the Budget Stabilization Fund and in FY 2024 with TANF Funding. However, this program does not meet one of the four purposes of TANF, therefore, in FY 2024, this program is being administered as a state-only funded program.

3. PROGRAM LISTING (list programs included in this core funding)

Housing Options provided for the Elderly (HOPE), Inc.

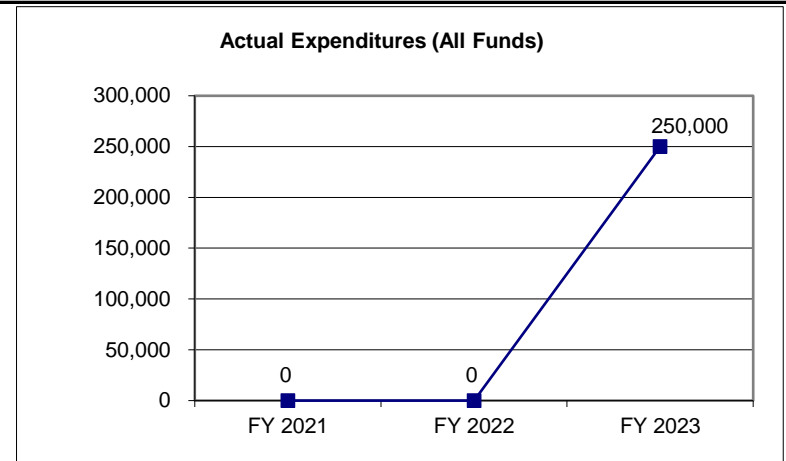
CORE DECISION ITEM

Department: Social Services
Division: Family Support
Core: Temporary Assistance- Hope Missions

Budget Unit: 90137C
HB Section: 11.160

4. FINANCIAL HISTORY

	FY 2021 Actual	FY 2022 Actual	FY 2023 Actual	FY 2024 Current Yr.
Appropriation (All Funds)	0	0	250,000	250,000
Less Reverted (All Funds)	0	0	0	0
Less Restricted (All Funds)*	0	0	0	0
Budget Authority (All Funds)	0	0	250,000	250,000
Actual Expenditures (All Funds)	0	0	250,000	N/A
Unexpended (All Funds)	0	0	0	N/A
Unexpended, by Fund:				
General Revenue	0	0	0	N/A
Federal	0	0	0	N/A
Other	0	0	0	N/A
			(1)	(2)



*Current Year restricted amount is as of September 1, 2023.
 Reverted includes the statutory three-percent reserve (when applicable).
 Restricted includes any Governor's Expenditure Restriction (when applicable).

NOTES:

- (1)** This is a newly funded program for FY 2023 (one-time FF Budget Stabilization).
- (2)** In FY 2024 there was a one-time appropriation of \$250,000 FF TANF. However, this program does not meet one of the four purposes of TANF, therefore, in FY 2024, this program is being administered as a state-only funded program.

CORE RECONCILIATION DETAIL

**DEPARTMENT OF SOCIAL SERVICES
HOPE MISSIONS**

5. CORE RECONCILIATION DETAIL

	Budget Class	FTE	GR	Federal	Other	Total	Explanation
TAFP AFTER VETOES							
	PD	0.00	0	250,000	0	250,000	
	Total	0.00	0	250,000	0	250,000	
DEPARTMENT CORE ADJUSTMENTS							
1x Expenditures	244 2470 PD	0.00	0	(250,000)	0	(250,000)	Core reduction of one-time funding.
	NET DEPARTMENT CHANGES	0.00	0	(250,000)	0	(250,000)	
DEPARTMENT CORE REQUEST							
	PD	0.00	0	0	0	0	
	Total	0.00	0	0	0	0	
GOVERNOR'S RECOMMENDED CORE							
	PD	0.00	0	0	0	0	
	Total	0.00	0	0	0	0	

DECISION ITEM SUMMARY

Budget Unit									
Decision Item	FY 2023	FY 2023	FY 2024	FY 2024	FY 2025	FY 2025	*****	*****	
Budget Object Summary	ACTUAL	ACTUAL	BUDGET	BUDGET	DEPT REQ	DEPT REQ	SECURED	SECURED	
Fund	DOLLAR	FTE	DOLLAR	FTE	DOLLAR	FTE	COLUMN	COLUMN	
HOPE MISSIONS									
CORE									
PROGRAM-SPECIFIC									
TEMP ASSIST NEEDY FAM FEDERAL	0	0.00	250,000	0.00	0	0.00	0	0.00	
BUDGET STABILIZATION	250,000	0.00	0	0.00	0	0.00	0	0.00	
TOTAL - PD	250,000	0.00	250,000	0.00	0	0.00	0	0.00	
TOTAL	250,000	0.00	250,000	0.00	0	0.00	0	0.00	
GRAND TOTAL	\$250,000	0.00	\$250,000	0.00	\$0	0.00	\$0	0.00	

DECISION ITEM DETAIL

Budget Unit	FY 2023	FY 2023	FY 2024	FY 2024	FY 2025	FY 2025	*****	*****
Decision Item	ACTUAL	ACTUAL	BUDGET	BUDGET	DEPT REQ	DEPT REQ	SECURED	SECURED
Budget Object Class	DOLLAR	FTE	DOLLAR	FTE	DOLLAR	FTE	COLUMN	COLUMN
HOPE MISSIONS								
CORE								
PROGRAM DISTRIBUTIONS	250,000	0.00	250,000	0.00	0	0.00	0	0.00
TOTAL - PD	250,000	0.00	250,000	0.00	0	0.00	0	0.00
GRAND TOTAL	\$250,000	0.00	\$250,000	0.00	\$0	0.00	\$0	0.00
GENERAL REVENUE	\$0	0.00	\$0	0.00	\$0	0.00		0.00
FEDERAL FUNDS	\$250,000	0.00	\$250,000	0.00	\$0	0.00		0.00
OTHER FUNDS	\$0	0.00	\$0	0.00	\$0	0.00		0.00

PROGRAM DESCRIPTION

Department: Social Services

HB Section(s): 11.160

Program Name: Hope Missions

Program is found in the following core budget(s): Temporary Assistance

1a. What strategic priority does this program address?

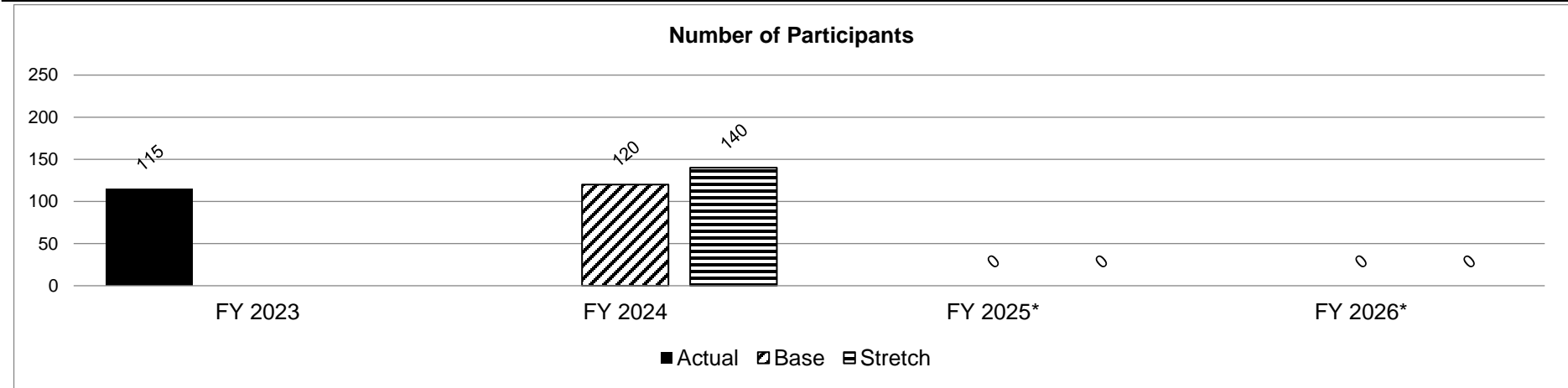
Build and engage community resources to support families in need

1b. What does this program do?

The Department of Social Services (DSS) has partnered with Area Resources for Community and Human Services (ARCHS) to provide funding to Housing Options Provided for the Elderly (HOPE) to help older adults live with dignity and independence in housing. Components of the program include:

- Case Management: Assist clients with navigating various problems and crises, such as caregiver stress, landlord/tenant relations, financial management, and family conflicts
- Re-location Assistance: Provide older adults with one-time moving assistance to overcome barriers to moving to affordable, subsidized senior apartments; Financial assistance may consist of first month’s rent and security deposit.
- Assessments: Comprehensive assessments including healthcare, depression, abuse & neglect, financial, income, social services programs, etc.
- Reverse Mortgage Counseling: Providing information on Reverse Mortgage Loans which will assist program clients in planning ahead for retirement by setting up a line of credit that would be available in the future
- Outreach: Program promotion through various media sources throughout the St. Louis Community

2a. Provide an activity measure(s) for the program.



This was a new program in FY 2023; therefore, there is no data to report prior to FY 2023.

*This program was funded as a one-time appropriation in FY 2023 and FY 2024, therefore, there are no projections for FY 2025 and FY 2026.

PROGRAM DESCRIPTION

Department: Social Services

HB Section(s): 11.160

Program Name: Hope Missions

Program is found in the following core budget(s): Temporary Assistance

2b. Provide a measure(s) of the program's quality.

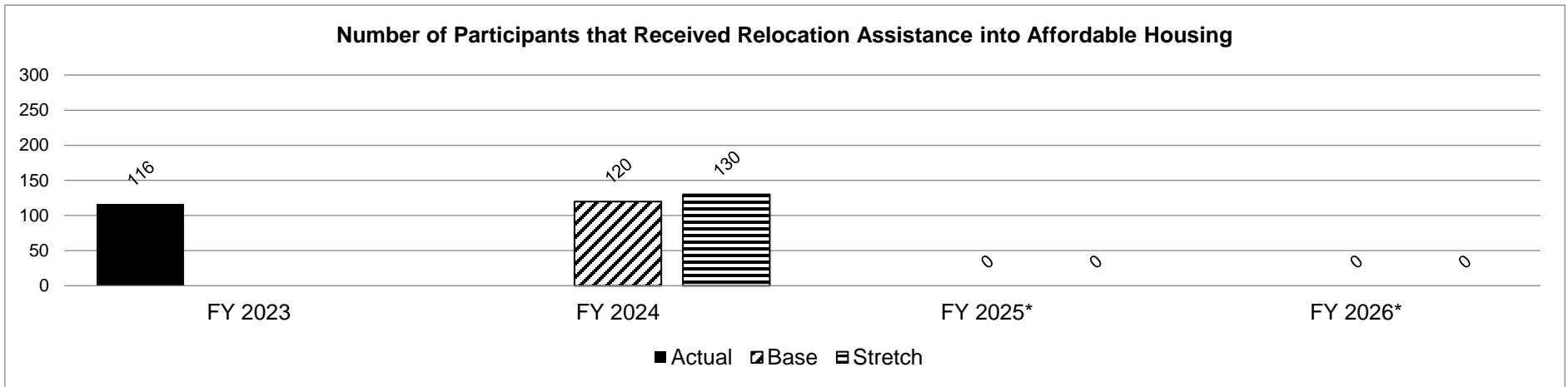
Quality control within the programs is measured by a customer satisfaction survey, designed by the state agency and the programs administrator. The survey will be conducted on a quarterly basis. The questions are designed to determine:

- Overall satisfaction with the services provided
- The degree to which the participant has received the services requested/needed
- Whether such services have made a difference in their economic status
- Whether the services provided helped to overcome identified obstacles

This is a new program in FY 2023; therefore, there is no data to report prior to FY 2023.

FY 2023 data will be available in July 2024.

2c. Provide a measure(s) of the program's impact.



This was a new program in FY 2023; therefore, there is no data to report prior to FY 2023.

*This program was funded as a one-time appropriation in FY 2023 and FY 2024, therefore, there are no projections for FY 2025 and FY 2026.

PROGRAM DESCRIPTION

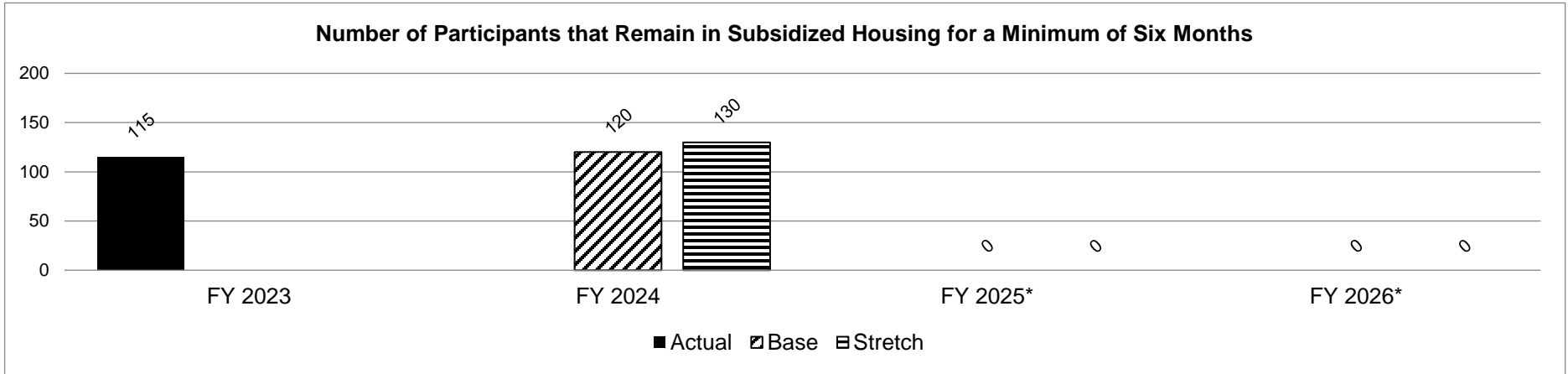
Department: Social Services

HB Section(s): 11.160

Program Name: Hope Missions

Program is found in the following core budget(s): Temporary Assistance

2d. Provide a measure(s) of the program's efficiency.



This is a new program in FY 2023; therefore, there is no data to report prior to FY 2023.

*This program was funded as a one-time appropriation in FY 2023 and FY 2024; therefore, there are no projections for FY 2025 and FY 2026.

PROGRAM DESCRIPTION

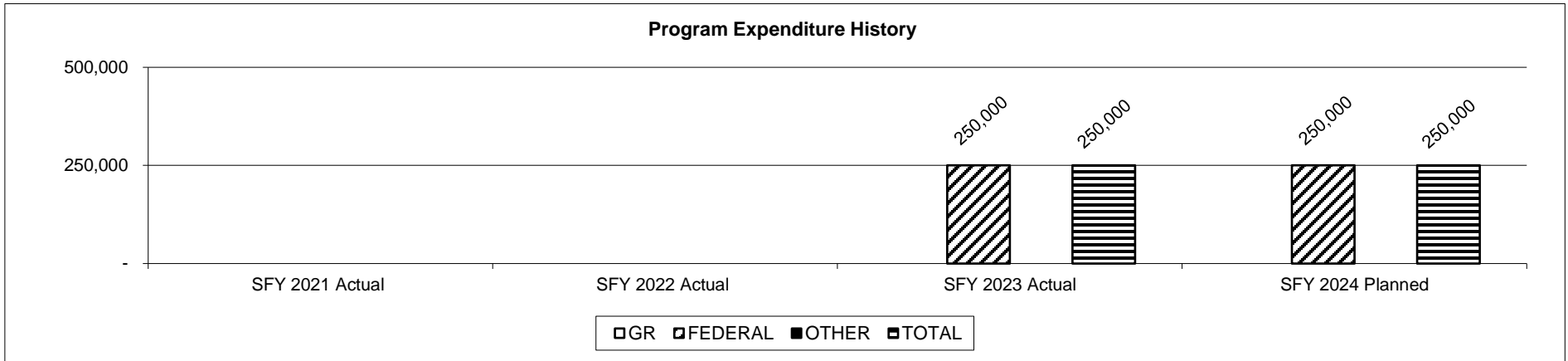
Department: Social Services

HB Section(s): 11.160

Program Name: Hope Missions

Program is found in the following core budget(s): Temporary Assistance

3. Provide actual expenditures for the prior three fiscal years and planned expenditures for the current fiscal year. (Note: Amounts do not include fringe benefit costs.)



4. What are the sources of the "Other " funds?

N/A

5. What is the authorization for this program, i.e., federal or state statute, etc.? (Include the federal program number, if applicable.)

HB 11.160 (DSS Appropriations Bill)

6. Are there federal matching requirements? If yes, please explain.

No.

7. Is this a federally mandated program? If yes, please explain.

No.

**Core - Temporary
Assistance- Morningstar
Life Center**

CORE DECISION ITEM

Department: Social Services
 Division: Family Support
 Core: Temporary Assistance- Morningstar Life Center

Budget Unit: 90139C
 HB Section: 11.160

1. CORE FINANCIAL SUMMARY

	FY 2025 Budget Request			
	GR	Federal	Other	Total
PS	0	0	0	0
EE	0	0	0	0
PSD	0	0	0	0
TRF	0	0	0	0
Total	0	0	0	0
FTE	0.00	0.00	0.00	0.00

	FY 2025 Governor's Recommendation			
	GR	Federal	Other	Total
PS	0	0	0	0
EE	0	0	0	0
PSD	0	0	0	0
TRF	0	0	0	0
Total	0	0	0	0
FTE	0.00	0.00	0.00	0.00

Est. Fringe	0	0	0	0
--------------------	---	---	---	---

Note: Fringes budgeted in House Bill 5 except for certain fringes budgeted directly to MoDOT, Highway Patrol, and Conservation.

Other Funds: N/A

Est. Fringe	0	0	0	0
--------------------	---	---	---	---

Note: Fringes budgeted in House Bill 5 except for certain fringes budgeted directly to MoDOT, Highway Patrol, and Conservation.

Other Funds: N/A

2. CORE DESCRIPTION

The Department of Social Services (DSS) provides funding for this program to support the implementation of food security and other family supports necessary for healthy and productive families.

This program was funded as a one-time appropriation in FY 2023 and FY 2024.

3. PROGRAM LISTING (list programs included in this core funding)

Morningstar Youth & Family Life Center

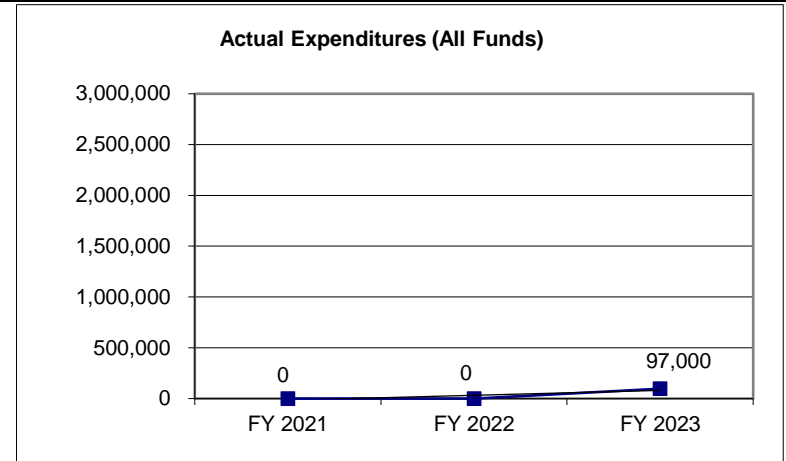
CORE DECISION ITEM

Department: Social Services
Division: Family Support
Core: Temporary Assistance- Morningstar Life Center

Budget Unit: 90139C
HB Section: 11.160

4. FINANCIAL HISTORY

	FY 2021 Actual	FY 2022 Actual	FY 2023 Actual	FY 2024 Current Yr.
Appropriation (All Funds)	0	0	100,000	500,000
Less Reverted (All Funds)	0	0	(3,000)	(15,000)
Less Restricted (All Funds)*	0	0	0	0
Budget Authority (All Funds)	0	0	97,000	485,000
Actual Expenditures (All Funds)	0	0	97,000	N/A
Unexpended (All Funds)	0	0	0	N/A
Unexpended, by Fund:				
General Revenue	0	0	0	N/A
Federal	0	0	0	N/A
Other	0	0	0	N/A
			(1)	(2)



*Current Year restricted amount is as of September 1, 2023.
 Reverted includes the statutory three-percent reserve (when applicable).
 Restricted includes any Governor's Expenditure Restriction (when applicable).

NOTES:

(1) This is a newly funded program for FY 2023 (one-time GR).

(2) FY 2024 - There was a core reduction of the FY 2023 one-time \$100,000 funding; However, in FY 2024, this was funded \$500,000 GR one-time funding.

CORE RECONCILIATION DETAIL

**DEPARTMENT OF SOCIAL SERVICES
MORNINGSTAR LIFE CENTER**

5. CORE RECONCILIATION DETAIL

	Budget Class	FTE	GR	Federal	Other	Total	Explanation
TAFP AFTER VETOES							
	PD	0.00	500,000	0	0	500,000	
	Total	0.00	500,000	0	0	500,000	
DEPARTMENT CORE ADJUSTMENTS							
1x Expenditures	246 2473 PD	0.00	(500,000)	0	0	(500,000)	Core reduction of one-time funding.
	NET DEPARTMENT CHANGES	0.00	(500,000)	0	0	(500,000)	
DEPARTMENT CORE REQUEST							
	PD	0.00	0	0	0	0	
	Total	0.00	0	0	0	0	
GOVERNOR'S RECOMMENDED CORE							
	PD	0.00	0	0	0	0	
	Total	0.00	0	0	0	0	

DECISION ITEM SUMMARY

Budget Unit								
Decision Item	FY 2023	FY 2023	FY 2024	FY 2024	FY 2025	FY 2025	*****	*****
Budget Object Summary	ACTUAL	ACTUAL	BUDGET	BUDGET	DEPT REQ	DEPT REQ	SECURED	SECURED
Fund	DOLLAR	FTE	DOLLAR	FTE	DOLLAR	FTE	COLUMN	COLUMN
MORNINGSTAR LIFE CENTER								
CORE								
EXPENSE & EQUIPMENT								
GENERAL REVENUE	25,000	0.00	0	0.00	0	0.00	0	0.00
TOTAL - EE	25,000	0.00	0	0.00	0	0.00	0	0.00
PROGRAM-SPECIFIC								
GENERAL REVENUE	72,000	0.00	500,000	0.00	0	0.00	0	0.00
TOTAL - PD	72,000	0.00	500,000	0.00	0	0.00	0	0.00
TOTAL	97,000	0.00	500,000	0.00	0	0.00	0	0.00
GRAND TOTAL	\$97,000	0.00	\$500,000	0.00	\$0	0.00	\$0	0.00

DECISION ITEM DETAIL

Budget Unit	FY 2023	FY 2023	FY 2024	FY 2024	FY 2025	FY 2025	*****	*****
Decision Item	ACTUAL	ACTUAL	BUDGET	BUDGET	DEPT REQ	DEPT REQ	SECURED	SECURED
Budget Object Class	DOLLAR	FTE	DOLLAR	FTE	DOLLAR	FTE	COLUMN	COLUMN
MORNINGSTAR LIFE CENTER								
CORE								
PROFESSIONAL SERVICES	25,000	0.00	0	0.00	0	0.00	0	0.00
TOTAL - EE	25,000	0.00	0	0.00	0	0.00	0	0.00
PROGRAM DISTRIBUTIONS	72,000	0.00	500,000	0.00	0	0.00	0	0.00
TOTAL - PD	72,000	0.00	500,000	0.00	0	0.00	0	0.00
GRAND TOTAL	\$97,000	0.00	\$500,000	0.00	\$0	0.00	\$0	0.00
GENERAL REVENUE	\$97,000	0.00	\$500,000	0.00	\$0	0.00		0.00
FEDERAL FUNDS	\$0	0.00	\$0	0.00	\$0	0.00		0.00
OTHER FUNDS	\$0	0.00	\$0	0.00	\$0	0.00		0.00

PROGRAM DESCRIPTION

Department: Social Services

HB Section(s): 11.160

Program Name: Morningstar Life Center

Program is found in the following core budget(s): Temporary Assistance


1a. What strategic priority does this program address?

Build and engage community resources to support families in need

1b. What does this program do?

Department of Social Services (DSS), Family Support Division (FSD) is partnering with Greater Kansas City LINC to provide funding for the Morningstar Baptist Church in Kansas City to expand programs, partnerships and services to youth and families through the Morningstar Youth & Family Life Center. The Life Center serves people within the community with a wide range of services which include math, science and computer tutoring; job skills training; food and clothing programs; counseling; and sports programs. The program provides food distribution as well as the targeted distribution of other items necessary including, but not limited to: toiletries, household cleaning supplies, and other essential living items determined by the need presented by each family.

2a. Provide an activity measure(s) for the program.



This is a new program in SFY 2023; therefore, there is no data to report prior to SFY 2023.

*SFY 2023 actual data reflects funding of \$100,000 one-time.

**Projections are based on a one-time appropriation of \$500,000 in SFY 2024.

2b. Provide a measure(s) of the program's quality.

Quality control within the programs is measured by a customer satisfaction survey, designed by the state agency and the programs administrator. The survey will be conducted on a quarterly basis. The questions are designed to determine:

- Overall satisfaction with the services provided
- The degree to which the participant has received the services requested/needed
- Whether the services provided helped to overcome identified obstacles

Survey results will be available in the SFY 2026 Budget Request.

PROGRAM DESCRIPTION


Department: Social Services

HB Section(s): 11.160

Program Name: Morningstar Life Center

Program is found in the following core budget(s): Temporary Assistance

2c. Provide a measure(s) of the program's impact.

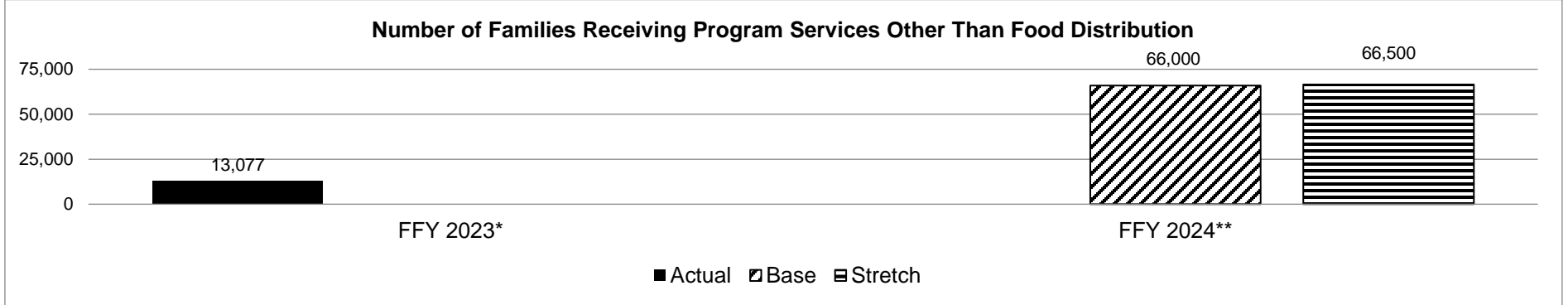


This is a new program in SFY 2023; therefore, there is no data to report prior to SFY 2023.

*SFY 2023 actual data reflects funding of \$100,000 one-time.

**Projections are based on a one-time appropriation of \$500,000 in SFY 2024.

2d. Provide a measure(s) of the program's efficiency.



Note: The number of families reported could represent the same family more than one time since a family can receive multiple services.

This is a new program in SFY 2023; therefore, there is no data to report prior to SFY 2023.

*SFY 2023 actual data reflects funding of \$100,000 one-time.

**Projections are based on a one-time appropriation of \$500,000 in SFY 2024.

PROGRAM DESCRIPTION


Department: Social Services

HB Section(s): 11.160

Program Name: Morningstar Life Center

Program is found in the following core budget(s): Temporary Assistance

3. Provide actual expenditures for the prior three fiscal years and planned expenditures for the current fiscal year. (Note: Amounts do not include fringe benefit costs.)



SFY 2024 Planned expenditures are net of reverted.

4. What are the sources of the "Other " funds?

N/A

5. What is the authorization for this program, i.e., federal or state statute, etc.? (Include the federal program number, if applicable.)

HB 11.160 (DSS Appropriations Bill)

6. Are there federal matching requirements? If yes, please explain.

No.

7. Is this a federally mandated program? If yes, please explain.

No.

**Core - Temporary
Assistance- I Am King
Foundation**

CORE DECISION ITEM

Department: Social Services
 Division: Family Support
 Core: I Am King Foundation

Budget Unit: 90248C
 HB Section: 11.160

1. CORE FINANCIAL SUMMARY

	FY 2025 Budget Request			
	GR	Federal	Other	Total
PS	0	0	0	0
EE	0	0	0	0
PSD	0	0	0	0
TRF	0	0	0	0
Total	0	0	0	0
FTE	0.00	0.00	0.00	0.00
Est. Fringe	0	0	0	0

Note: Fringes budgeted in House Bill 5 except for certain fringes budgeted directly to MoDOT, Highway Patrol, and Conservation.

	FY 2025 Governor's Recommendation			
	GR	Federal	Other	Total
PS	0	0	0	0
EE	0	0	0	0
PSD	0	0	0	0
TRF	0	0	0	0
Total	0	0	0	0
FTE	0.00	0.00	0.00	0.00
Est. Fringe	0	0	0	0

Note: Fringes budgeted in House Bill 5 except for certain fringes budgeted directly to MoDOT, Highway Patrol, and Conservation.

Other Funds: N/A

Other Funds: N/A

2. CORE DESCRIPTION

The Department of Social Services (DSS), Family Support Division (FSD) receives a Temporary Assistance for Needy Families (TANF) block grant from the US Department of Health and Human Services, Administration for Children and Families. TANF was created in the 1996 welfare reform law (P. L. 104-193). TANF provides a variety of youth, parenting, and other programs that meet one or more of the four purposes of TANF.

- The four purposes of the TANF program are:
- To provide assistance to needy families to help keep children in the home
 - To end dependence of needy parents by promoting job preparation, work, and marriage
 - To prevent and reduce out-of-wedlock pregnancies
 - To encourage the formation and maintenance of two-parent families

The Department of Social Services is partnering with the I Am King Foundation, a nonprofit, little league baseball organization in Kansas City, to educate, inspire, and empower young men to become community leaders.

This program was funded as a one-time appropriation in FY 2024.

3. PROGRAM LISTING (list programs included in this core funding)

I Am King Foundation

CORE DECISION ITEM

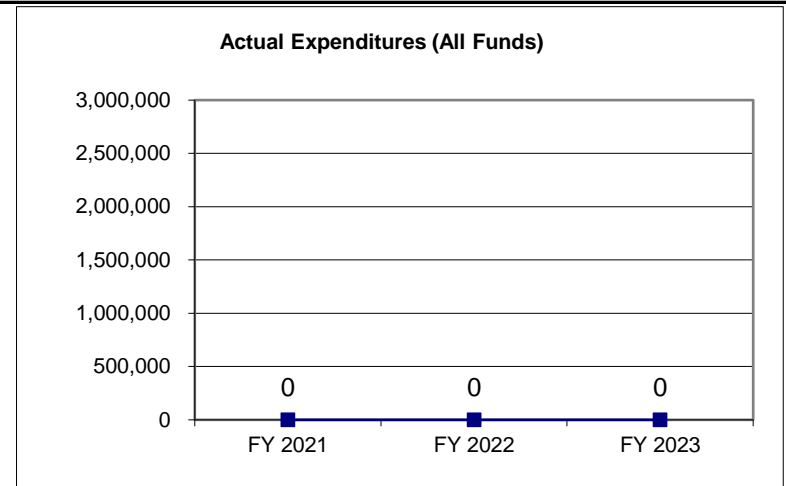
Department: Social Services
Division: Family Support
Core: I Am King Foundation

Budget Unit: 90248C
HB Section: 11.160

4. FINANCIAL HISTORY

	FY 2021 Actual	FY 2022 Actual	FY 2023 Actual	FY 2024 Current Yr.
Appropriation (All Funds)	0	0	0	50,000
Less Reverted (All Funds)	0	0	0	0
Less Restricted (All Funds)*	0	0	0	0
Budget Authority (All Funds)	0	0	0	50,000
Actual Expenditures (All Funds)	0	0	0	N/A
Number of Participants	0	0	0	N/A
Unexpended, by Fund:				
General Revenue	0	0	0	N/A
Federal	0	0	0	N/A
Other	0	0	0	N/A

(1)



*Current Year restricted amount is as of September 1, 2023.
 Reverted includes the statutory three-percent reserve (when applicable).
 Restricted includes any Governor's Expenditure Restriction (when applicable).

Notes:
(1) This is a newly funded program for FY 2024 (one-time FF TANF).

CORE RECONCILIATION DETAIL

**DEPARTMENT OF SOCIAL SERVICES
I AM KING FOUNDATION**

5. CORE RECONCILIATION DETAIL

	Budget Class	FTE	GR	Federal	Other	Total	Explanation
TAFP AFTER VETOES							
	PD	0.00	0	50,000	0	50,000	
	Total	0.00	0	50,000	0	50,000	
DEPARTMENT CORE ADJUSTMENTS							
1x Expenditures	264 4641 PD	0.00	0	(50,000)	0	(50,000)	Core reduction of one-time funding.
	NET DEPARTMENT CHANGES	0.00	0	(50,000)	0	(50,000)	
DEPARTMENT CORE REQUEST							
	PD	0.00	0	0	0	0	
	Total	0.00	0	0	0	0	
GOVERNOR'S RECOMMENDED CORE							
	PD	0.00	0	0	0	0	
	Total	0.00	0	0	0	0	

DECISION ITEM SUMMARY

Budget Unit									
Decision Item	FY 2023	FY 2023	FY 2024	FY 2024	FY 2025	FY 2025	*****	*****	
Budget Object Summary	ACTUAL	ACTUAL	BUDGET	BUDGET	DEPT REQ	DEPT REQ	SECURED	SECURED	
Fund	DOLLAR	FTE	DOLLAR	FTE	DOLLAR	FTE	COLUMN	COLUMN	
I AM KING FOUNDATION									
CORE									
PROGRAM-SPECIFIC									
TEMP ASSIST NEEDY FAM FEDERAL	0	0.00	50,000	0.00	0	0.00	0	0.00	
TOTAL - PD	0	0.00	50,000	0.00	0	0.00	0	0.00	
TOTAL	0	0.00	50,000	0.00	0	0.00	0	0.00	
GRAND TOTAL	\$0	0.00	\$50,000	0.00	\$0	0.00	\$0	0.00	

DECISION ITEM DETAIL

Budget Unit	FY 2023	FY 2023	FY 2024	FY 2024	FY 2025	FY 2025	*****	*****
Decision Item	ACTUAL	ACTUAL	BUDGET	BUDGET	DEPT REQ	DEPT REQ	SECURED	SECURED
Budget Object Class	DOLLAR	FTE	DOLLAR	FTE	DOLLAR	FTE	COLUMN	COLUMN
I AM KING FOUNDATION								
CORE								
PROGRAM DISTRIBUTIONS	0	0.00	50,000	0.00	0	0.00	0	0.00
TOTAL - PD	0	0.00	50,000	0.00	0	0.00	0	0.00
GRAND TOTAL	\$0	0.00	\$50,000	0.00	\$0	0.00	\$0	0.00
GENERAL REVENUE	\$0	0.00	\$0	0.00	\$0	0.00		0.00
FEDERAL FUNDS	\$0	0.00	\$50,000	0.00	\$0	0.00		0.00
OTHER FUNDS	\$0	0.00	\$0	0.00	\$0	0.00		0.00

PROGRAM DESCRIPTION

Department: Social Services

HB Section(s): 11.160

Program Name: I Am King Foundation

Program is found in the following core budget(s): I Am King Foundation

1a. What strategic priority does this program address?

Safety and well-being for children and youth

1b. What does this program do?

The Department of Social Services is partnering with the I Am King Foundation, a nonprofit, little league baseball organization in Kansas City, to educate, inspire, and empower young men to become community leaders.

The I Am King Foundation uses competitive baseball as a tool to teach young men character, discipline and integrity while developing them into positive community leaders. To prepare the team members for a successful life after baseball, the program emphasizes academic excellence and social responsibility. I Am King Foundation will build on its successes and expand its reach to Kansas City youth through this initiative that includes intensive support services, educational support, workforce development components as well as provide youth enrichment classes, mentorship and parental education to build and strengthen families.

2a. Provide an activity measure(s) for the program.

The Number of Participants

This is a new program in SFY 2024; therefore, there is no data to report prior to SFY 2024.

2b. Provide a measure(s) of the program's quality.

Quality control within the programs is measured by a customer satisfaction survey, designed by the State Agency and the programs administrator. The survey will be completed by the participant's parent or legal guardian. The questions are designed to determine:

- Overall satisfaction with the services provided
- The degree to which the participant has received the services requested/needed
- Whether such services have made a difference in their economic status
- Whether the services provided helped to overcome identified obstacles

This is a new program in SFY 2024; therefore, there is no data to report prior to SFY 2024.

2c. Provide a measure(s) of the program's impact.

Number of Participants That Remain in Program for 12 Months

This is a new program in SFY 2024; therefore, there is no data to report prior to SFY 2024.

2d. Provide a measure(s) of the program's efficiency.

Number of Participants That Have Maintained or Increased Their GPA

This is a new program in SFY 2024; therefore, there is no data to report prior to SFY 2024.

PROGRAM DESCRIPTION


Department: Social Services

HB Section(s): 11.160

Program Name: I Am King Foundation

Program is found in the following core budget(s): I Am King Foundation

3. Provide actual expenditures for the prior three fiscal years and planned expenditures for the current fiscal year. (Note: Amounts do not include fringe benefit costs.)



4. What are the sources of the "Other " funds?

N/A

5. What is the authorization for this program, i.e., federal or state statute, etc.? (Include the federal program number, if applicable.)

TANF Funding: State Statute: Section 208.040, RSMo. Federal Law: PL 104-193 and PRWORA of 1996.

6. Are there federal matching requirements? If yes, please explain.

Expenditures for the Temporary Assistance for Needy Families (TANF) are claimed based on program requirements. Expenditures of the TANF block grant are reimbursed at 100% FF, not to exceed the block grant amount. State Maintenance of Effort (MOE) is required to earn the full TANF block grant. Expenditures that meet MOE requirements are used to satisfy the amount required to earn the TANF block grant.

7. Is this a federally mandated program? If yes, please explain.

No.

**Core - Temporary
Assistance- St. Paul
Mentoring**

CORE DECISION ITEM

Department: Social Services
 Division: Family Support
 Core: St. Paul Mentoring Program

Budget Unit: 90267C
 HB Section: 11.160

1. CORE FINANCIAL SUMMARY

	FY 2025 Budget Request			
	GR	Federal	Other	Total
PS	0	0	0	0
EE	0	0	0	0
PSD	0	0	0	0
TRF	0	0	0	0
Total	0	0	0	0
FTE	0.00	0.00	0.00	0.00
<i>Est. Fringe</i>	<i>0</i>	<i>0</i>	<i>0</i>	<i>0</i>

Note: Fringes budgeted in House Bill 5 except for certain fringes budgeted directly to MoDOT, Highway Patrol, and Conservation.

	FY 2025 Governor's Recommendation			
	GR	Federal	Other	Total
PS	0	0	0	0
EE	0	0	0	0
PSD	0	0	0	0
TRF	0	0	0	0
Total	0	0	0	0
FTE	0.00	0.00	0.00	0.00
<i>Est. Fringe</i>	<i>0</i>	<i>0</i>	<i>0</i>	<i>0</i>

Note: Fringes budgeted in House Bill 5 except for certain fringes budgeted directly to MoDOT, Highway Patrol, and Conservation.

Other Funds: N/A

Other Funds: N/A

2. CORE DESCRIPTION

The Department of Social Services (DSS), Family Support Division (FSD) receives a Temporary Assistance for Needy Families (TANF) block grant from the US Department of Health and Human Services, Administration for Children and Families. TANF was created in the 1996 welfare reform law (P. L. 104-193). TANF provides a variety of youth, parenting, and other programs that meet one or more of the four purposes of TANF.

- The four purposes of the TANF program are:
- To provide assistance to needy families to help keep children in the home
 - To end dependence of needy parents by promoting job preparation, work, and marriage
 - To prevent and reduce out-of-wedlock pregnancies
 - To encourage the formation and maintenance of two-parent families

The DSS is partnering with St. Paul Saturdays to support young males, ages 6 to 17, by providing mentoring resources to assist them in achieving success academically, emotionally, and spiritually while preparing program participants for employment, civic service, high school completion, and higher education.

This program was funded as a one-time appropriation in FY 2024.

3. PROGRAM LISTING (list programs included in this core funding)

St. Paul Mentoring Program (St. Paul Saturdays)

CORE DECISION ITEM

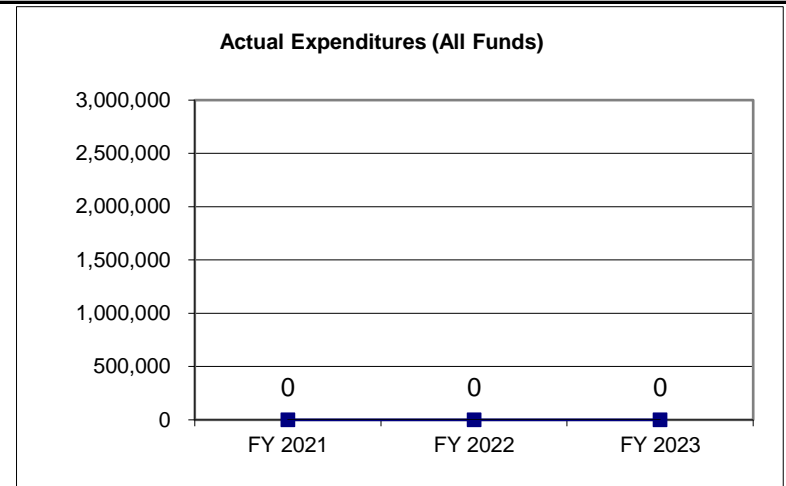
Department: Social Services
Division: Family Support
Core: Temporary Assistance- St. Paul Mentoring Program

Budget Unit: 90267C
HB Section: 11.160

4. FINANCIAL HISTORY

	FY 2021 Actual	FY 2022 Actual	FY 2023 Actual	FY 2024 Current Yr.
Appropriation (All Funds)	0	0	0	126,000
Less Reverted (All Funds)	0	0	0	0
Less Restricted (All Funds)*	0	0	0	0
Budget Authority (All Funds)	0	0	0	126,000
Actual Expenditures (All Funds)	0	0	0	N/A
	0	0	0	N/A
Unexpended, by Fund:				
General Revenue	0	0	0	N/A
Federal	0	0	0	N/A
Other	0	0	0	N/A

(1)



*Current Year restricted amount is as of September 1, 2023.
 Reverted includes the statutory three-percent reserve (when applicable).
 Restricted includes any Governor's Expenditure Restriction (when applicable).

Notes:
(1) This is a newly funded program in FY 2024 (one-time FF TANF)

CORE RECONCILIATION DETAIL

**DEPARTMENT OF SOCIAL SERVICES
ST PAUL MENTORING PROGRAM**

5. CORE RECONCILIATION DETAIL

	Budget Class	FTE	GR	Federal	Other	Total	Explanation
TAFP AFTER VETOES							
	PD	0.00	0	126,000	0	126,000	
	Total	0.00	0	126,000	0	126,000	
DEPARTMENT CORE ADJUSTMENTS							
1x Expenditures	266 4643 PD	0.00	0	(126,000)	0	(126,000)	Core reduction of one-time funding.
	NET DEPARTMENT CHANGES	0.00	0	(126,000)	0	(126,000)	
DEPARTMENT CORE REQUEST							
	PD	0.00	0	0	0	0	
	Total	0.00	0	0	0	0	
GOVERNOR'S RECOMMENDED CORE							
	PD	0.00	0	0	0	0	
	Total	0.00	0	0	0	0	

DECISION ITEM SUMMARY

Budget Unit									
Decision Item	FY 2023	FY 2023	FY 2024	FY 2024	FY 2025	FY 2025	*****	*****	
Budget Object Summary	ACTUAL	ACTUAL	BUDGET	BUDGET	DEPT REQ	DEPT REQ	SECURED	SECURED	
Fund	DOLLAR	FTE	DOLLAR	FTE	DOLLAR	FTE	COLUMN	COLUMN	
ST PAUL MENTORING PROGRAM									
CORE									
PROGRAM-SPECIFIC									
TEMP ASSIST NEEDY FAM FEDERAL	0	0.00	126,000	0.00	0	0.00	0	0.00	
TOTAL - PD	0	0.00	126,000	0.00	0	0.00	0	0.00	
TOTAL	0	0.00	126,000	0.00	0	0.00	0	0.00	
GRAND TOTAL	\$0	0.00	\$126,000	0.00	\$0	0.00	\$0	0.00	

DECISION ITEM DETAIL

Budget Unit	FY 2023	FY 2023	FY 2024	FY 2024	FY 2025	FY 2025	*****	*****
Decision Item	ACTUAL	ACTUAL	BUDGET	BUDGET	DEPT REQ	DEPT REQ	SECURED	SECURED
Budget Object Class	DOLLAR	FTE	DOLLAR	FTE	DOLLAR	FTE	COLUMN	COLUMN
ST PAUL MENTORING PROGRAM								
CORE								
PROGRAM DISTRIBUTIONS	0	0.00	126,000	0.00	0	0.00	0	0.00
TOTAL - PD	0	0.00	126,000	0.00	0	0.00	0	0.00
GRAND TOTAL	\$0	0.00	\$126,000	0.00	\$0	0.00	\$0	0.00
GENERAL REVENUE	\$0	0.00	\$0	0.00	\$0	0.00		0.00
FEDERAL FUNDS	\$0	0.00	\$126,000	0.00	\$0	0.00		0.00
OTHER FUNDS	\$0	0.00	\$0	0.00	\$0	0.00		0.00

PROGRAM DESCRIPTION

Department: Social Services

HB Section(s): 11.160

Program Name: St. Paul Mentoring Program

Program is found in the following core budget(s): Temporary Assistance

1a. What strategic priority does this program address?

Safety and well-being for children and youth

1b. What does this program do?

The DSS is partnering with St. Paul Saturdays, a mentoring program in St. Louis, to support young males, ages 6 to 17, by providing resources to assist them in achieving success academically, emotionally, and spiritually while preparing program participants for employment, civic service, high school completion and higher education.

St. Paul Saturdays' expectations for participants is that they graduate high school, go to college and obtain a college degree. They have partnered with Washington University and other local universities to provide tutoring to each young man along with providing other meaningful support.

2a. Provide an activity measure(s) for the program.

The Number of Youth Participants

Cost of Participating Youth

This is a new program in SFY 2024; therefore, there is no data to report prior to SFY 2024.

2b. Provide a measure(s) of the program's quality.

Quality control within the programs for youth participants is measured by a customer satisfaction survey, designed by the state agency and the program's administrator and provided to the participant's parents or legal guardians. The survey will be reported on a quarterly basis. The questions are designed to determine:

- Overall satisfaction with the services provided
- The degree to which the participant has received the services requested/needed
- Whether such services have made a difference in their economic status
- Whether the services provided helped to overcome identified obstacles

This is a new program in SFY 2024; therefore, there is no data to report prior to SFY 2024.

2c. Provide a measure(s) of the program's impact.

Percentage of Participants with a GPA of 3.0 or higher.

This is a new program in SFY 2024; therefore, there is no data to report prior to SFY 2024.

2d. Provide a measure(s) of the program's efficiency.

Number of Participants that have maintained or increased their GPA.


This is a new program in SFY 2024; therefore, there is no data to report prior to SFY 2024.

PROGRAM DESCRIPTION

Department: Social Services
 Program Name: St. Paul Mentoring Program
 Program is found in the following core budget(s): Temporary Assistance

HB Section(s): 11.160

3. Provide actual expenditures for the prior three fiscal years and planned expenditures for the current fiscal year. (Note: Amounts do not include fringe benefit costs.)



4. What are the sources of the "Other " funds?

N/A

5. What is the authorization for this program, i.e., federal or state statute, etc.? (Include the federal program number, if applicable.)

TANF Funding: State Statute: Section 208.040, RSMo. Federal Law: PL 104-193 and PRWORA of 1996.

6. Are there federal matching requirements? If yes, please explain.

Expenditures for the Temporary Assistance for Needy Families (TANF) are claimed based on program requirements. Expenditures of the TANF block grant are reimbursed at 100% FF, not to exceed the block grant amount. State Maintenance of Effort (MOE) is required to earn the full TANF block grant. Expenditures that meet MOE requirements are used to satisfy the amount required to earn the TANF block grant.

7. Is this a federally mandated program? If yes, please explain.

No

Core – The Village

CORE DECISION ITEM

Department: Social Services
 Division: Family Support
 Core: The Village

Budget Unit: 90150C
 HB Section: 11.160

1. CORE FINANCIAL SUMMARY

	FY 2025 Budget Request			
	GR	Federal	Other	Total
PS	0	0	0	0
EE	0	0	0	0
PSD	0	0	0	0
TRF	0	0	0	0
Total	0	0	0	0
FTE	0.00	0.00	0.00	0.00
<i>Est. Fringe</i>	<i>0</i>	<i>0</i>	<i>0</i>	<i>0</i>

Note: Fringes budgeted in House Bill 5 except for certain fringes budgeted directly to MoDOT, Highway Patrol, and Conservation.

	FY 2025 Governor's Recommendation			
	GR	Federal	Other	Total
PS	0	0	0	0
EE	0	0	0	0
PSD	0	0	0	0
TRF	0	0	0	0
Total	0	0	0	0
FTE	0.00	0.00	0.00	0.00
<i>Est. Fringe</i>	<i>0</i>	<i>0</i>	<i>0</i>	<i>0</i>

Note: Fringes budgeted in House Bill 5 except for certain fringes budgeted directly to MoDOT, Highway Patrol, and Conservation.

Other Funds: N/A

Other Funds: N/A

2. CORE DESCRIPTION

The Department of Social Services (DSS), Family Support Division (FSD) receives a Temporary Assistance for Needy Families (TANF) block grant from the US Department of Health and Human Services, Administration for Children and Families. TANF was created in the 1996 welfare reform law (P. L. 104-193). TANF provides a variety of youth, parenting, and other programs that meet one or more of the four purposes of TANF.

- The four purposes of the TANF program are:
- To provide assistance to needy families to help keep children in the home
 - To end dependence of needy parents by promoting job preparation, work, and marriage
 - To prevent and reduce out-of-wedlock pregnancies
 - To encourage the formation and maintenance of two-parent families

The Village is a non-profit organization serving the St Louis metropolitan community through group mentoring that provides real life experiences, safe spaces to explore, healthy peer-to-peer relationships, the cultivation of a strong and sustainable work ethic, cognitive development exercises and parent/youth mediation.

This program was funded as a one-time appropriation in FY 2024.

3. PROGRAM LISTING (list programs included in this core funding)

The Village

CORE DECISION ITEM

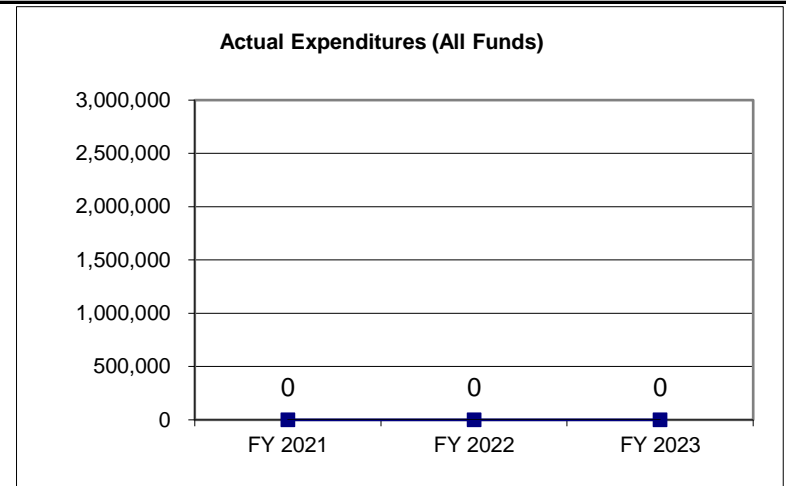
Department: Social Services
Division: Family Support
Core: The Village

Budget Unit: 90150C
HB Section: 11.160

4. FINANCIAL HISTORY

	FY 2021 Actual	FY 2022 Actual	FY 2023 Actual	FY 2024 Current Yr.
Appropriation (All Funds)	0	0	0	100,000
Less Reverted (All Funds)	0	0	0	0
Less Restricted (All Funds)*	0	0	0	0
Budget Authority (All Funds)	0	0	0	100,000
Actual Expenditures (All Funds)	0	0	0	N/A
Number of Participants	0	0	0	N/A
Unexpended, by Fund:				
General Revenue	0	0	0	N/A
Federal	0	0	0	N/A
Other	0	0	0	N/A

(1)



*Current Year restricted amount is as of September 1, 2023.
 Reverted includes the statutory three-percent reserve (when applicable).
 Restricted includes any Governor's Expenditure Restriction (when applicable).

Notes:
(1) This is a newly funded program for FY 2024 (one-time FF TANF).

CORE RECONCILIATION DETAIL

**DEPARTMENT OF SOCIAL SERVICES
THE VILLAGE**

5. CORE RECONCILIATION DETAIL

	Budget Class	FTE	GR	Federal	Other	Total	Explanation
TAFP AFTER VETOES							
	PD	0.00	0	100,000	0	100,000	
	Total	0.00	0	100,000	0	100,000	
DEPARTMENT CORE ADJUSTMENTS							
1x Expenditures	248 4080 PD	0.00	0	(100,000)	0	(100,000)	Core reduction of one-time funding.
	NET DEPARTMENT CHANGES	0.00	0	(100,000)	0	(100,000)	
DEPARTMENT CORE REQUEST							
	PD	0.00	0	0	0	0	
	Total	0.00	0	0	0	0	
GOVERNOR'S RECOMMENDED CORE							
	PD	0.00	0	0	0	0	
	Total	0.00	0	0	0	0	

DECISION ITEM SUMMARY

Budget Unit									
Decision Item	FY 2023	FY 2023	FY 2024	FY 2024	FY 2025	FY 2025	*****	*****	
Budget Object Summary	ACTUAL	ACTUAL	BUDGET	BUDGET	DEPT REQ	DEPT REQ	SECURED	SECURED	
Fund	DOLLAR	FTE	DOLLAR	FTE	DOLLAR	FTE	COLUMN	COLUMN	
THE VILLAGE									
CORE									
PROGRAM-SPECIFIC									
TEMP ASSIST NEEDY FAM FEDERAL	0	0.00	100,000	0.00	0	0.00	0	0.00	
TOTAL - PD	0	0.00	100,000	0.00	0	0.00	0	0.00	
TOTAL	0	0.00	100,000	0.00	0	0.00	0	0.00	
GRAND TOTAL	\$0	0.00	\$100,000	0.00	\$0	0.00	\$0	0.00	

DECISION ITEM DETAIL

Budget Unit	FY 2023	FY 2023	FY 2024	FY 2024	FY 2025	FY 2025	*****	*****
Decision Item	ACTUAL	ACTUAL	BUDGET	BUDGET	DEPT REQ	DEPT REQ	SECURED	SECURED
Budget Object Class	DOLLAR	FTE	DOLLAR	FTE	DOLLAR	FTE	COLUMN	COLUMN
THE VILLAGE								
CORE								
PROGRAM DISTRIBUTIONS	0	0.00	100,000	0.00	0	0.00	0	0.00
TOTAL - PD	0	0.00	100,000	0.00	0	0.00	0	0.00
GRAND TOTAL	\$0	0.00	\$100,000	0.00	\$0	0.00	\$0	0.00
GENERAL REVENUE	\$0	0.00	\$0	0.00	\$0	0.00		0.00
FEDERAL FUNDS	\$0	0.00	\$100,000	0.00	\$0	0.00		0.00
OTHER FUNDS	\$0	0.00	\$0	0.00	\$0	0.00		0.00

PROGRAM DESCRIPTION

Department: Social Services

HB Section(s): 11.160

Program Name: The Village

Program is found in the following core budget(s): The Village

1a. What strategic priority does this program address?

Safety and well-being for children and youth

1b. What does this program do?

The DSS is partnering with The Village to support and serve young men, ages 8 to 18 years old, across the greater St. Louis metropolitan area with mentoring, family counseling, and tutoring services. The Village Mentoring Program cultivates trust among young males throughout various generations and provides participants with a rounded curriculum designed to engage every aspect of the young man's life that begins inside the education system and beyond.

The Village provides the foundation that will lead boys to evolve into prosperous adult men who support their families, contribute positively to their community; connect with their own spiritual self; and give from a place of merit. The program's vision is to influence the minds of underserved young black males to become better men, thereby experiencing joy and taking pride in their labor. The program's mission is to extend an honest hand to the next generation by connecting youth with enlightened adults who will provide academic assistance, spiritual guidance, and life skills training.

PROGRAM DESCRIPTION

Department: Social Services

HB Section(s): 11.160

Program Name: The Village

Program is found in the following core budget(s): The Village

2a. Provide an activity measure(s) for the program.

Number of Youth Participants:

Cost Per Participating Youth

This is a new program in SFY 2024; therefore, there is no data to report prior to SFY 2024.

2b. Provide a measure(s) of the program's quality.

Quality control within the programs for youth participants is measured by a customer satisfaction survey, designed by the state agency and the program's administrator and provided to the school administrators, mentors and the participant's parents or legal guardians. The survey will be reported on a quarterly basis. The questions are designed to determine:

- Overall satisfaction with the services provided
- The degree to which the participant has received the services requested/needed
- Whether such services have made a difference in their economic status
- Whether the services provided helped to overcome identified obstacles

This is a new program in SFY 2024; therefore, there is no data to report prior to SFY 2024.

2c. Provide a measure(s) of the program's impact.

Number of Participants That Remain in the Program for 3 Months.

This is a new program in SFY 2024; therefore, there is no data to report prior to SFY 2024.

2d. Provide a measure(s) of the program's efficiency.

Percentage of Participants with a Positive Impact on Academic Progress (GPA)

This is a new program in SFY 2024; therefore, there is no data to report prior to SFY 2024.

PROGRAM DESCRIPTION


Department: Social Services

HB Section(s): 11.160

Program Name: The Village

Program is found in the following core budget(s): The Village

3. Provide actual expenditures for the prior three fiscal years and planned expenditures for the current fiscal year. (Note: Amounts do not include fringe benefit costs.)



4. What are the sources of the "Other " funds?

N/A

5. What is the authorization for this program, i.e., federal or state statute, etc.? (Include the federal program number, if applicable.)

TANF Funding: State Statute: Section 208.040, RSMO. Federal Law: PL 104-193 and PRWORA of 1996.

6. Are there federal matching requirements? If yes, please explain.

Expenditures for the Temporary Assistance for Needy Families (TANF) are claimed based on program requirements. Expenditures of the TANF block grant are reimbursed at 100% FF, not to exceed the block grant amount. State Maintenance of Effort (MOE) is required to earn the full TANF block grant. Expenditures that meet MOE requirements are used to satisfy the amount required to earn the TANF block grant.

7. Is this a federally mandated program? If yes, please explain.

No.

Core – Annie Malone

CORE DECISION ITEM

Department: Social Services
 Division: Family Support
 Core: Annie Malone's Economic Mobility Programming

Budget Unit: 90152C
 HB Section: 11.160

1. CORE FINANCIAL SUMMARY

	FY 2025 Budget Request			
	GR	Federal	Other	Total
PS	0	0	0	0
EE	0	0	0	0
PSD	0	3,000,000	0	3,000,000
TRF	0	0	0	0
Total	0	3,000,000	0	3,000,000
FTE	0.00	0.00	0.00	0.00
<i>Est. Fringe</i>	0	0	0	0

Note: Fringes budgeted in House Bill 5 except for certain fringes budgeted directly to MoDOT, Highway Patrol, and Conservation.

	FY 2025 Governor's Recommendation			
	GR	Federal	Other	Total
PS	0	0	0	0
EE	0	0	0	0
PSD	0	0	0	0
TRF	0	0	0	0
Total	0	0	0	0
FTE	0.00	0.00	0.00	0.00
<i>Est. Fringe</i>	0	0	0	0

Note: Fringes budgeted in House Bill 5 except for certain fringes budgeted directly to MoDOT, Highway Patrol, and Conservation.

Other Funds: N/A

Other Funds: N/A

2. CORE DESCRIPTION

The Department of Social Services (DSS), Family Support Division (FSD) receives a Temporary Assistance for Needy Families (TANF) block grant from the US Department of Health and Human Services, Administration for Children and Families. TANF was created in the 1996 welfare reform law (P. L. 104-193). TANF provides a variety of youth, parenting, and other programs that meet one or more of the four purposes of TANF.

The four purposes of the TANF program are:

- To provide assistance to needy families to help keep children in the home
- To end dependence of needy parents by promoting job preparation, work, and marriage
- To prevent and reduce out-of-wedlock pregnancies
- To encourage the formation and maintenance of two-parent families

The mission of the Annie Malone Children & Family Services Economic Mobility Programming offers a comprehensive initiative empowering youth and families through viable employment, education, emergency support, and personal growth including behavioral health and substance abuse services, fostering a resilient and thriving community.

3. PROGRAM LISTING (list programs included in this core funding)

Annie Malone's Economic Mobility Programming

CORE DECISION ITEM

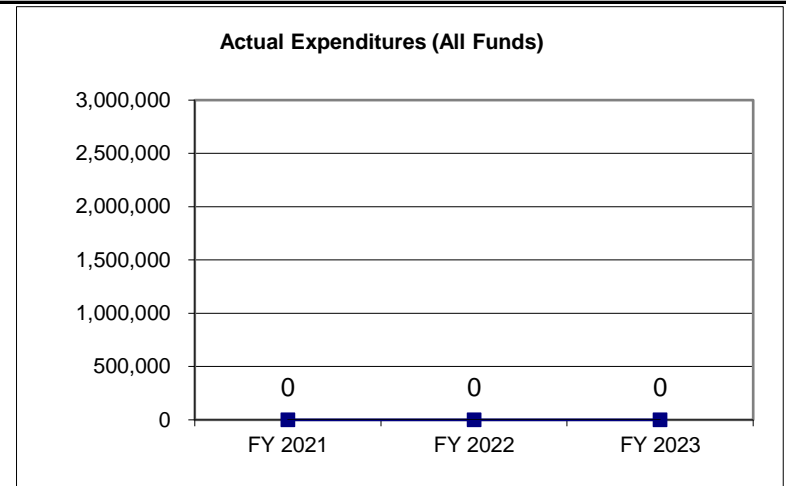
Department: Social Services
Division: Family Support
Core: Annie Malone

Budget Unit: 90152C
HB Section: 11.160

4. FINANCIAL HISTORY

	FY 2021 Actual	FY 2022 Actual	FY 2023 Actual	FY 2024 Current Yr.
Appropriation (All Funds)	0	0	0	3,000,000
Less Reverted (All Funds)	0	0	0	0
Less Restricted (All Funds)*	0	0	0	0
Budget Authority (All Funds)	0	0	0	3,000,000
Actual Expenditures (All Funds)	0	0	0	N/A
	0	0	0	N/A
Unexpended, by Fund:				
General Revenue	0	0	0	N/A
Federal	0	0	0	N/A
Other	0	0	0	N/A

(1)



*Current Year restricted amount is as of September 1, 2023.
 Reverted includes the statutory three-percent reserve (when applicable).
 Restricted includes any Governor's Expenditure Restriction (when applicable).

Notes:
(1) This is a newly funded program for FY 2024 FF TANF.

CORE RECONCILIATION DETAIL

**DEPARTMENT OF SOCIAL SERVICES
ANNIE MALONE**

5. CORE RECONCILIATION DETAIL

	Budget Class	FTE	GR	Federal	Other	Total	Explanation
TAFP AFTER VETOES							
	PD	0.00	0	3,000,000	0	3,000,000	
	Total	0.00	0	3,000,000	0	3,000,000	
DEPARTMENT CORE REQUEST							
	PD	0.00	0	3,000,000	0	3,000,000	
	Total	0.00	0	3,000,000	0	3,000,000	
GOVERNOR'S RECOMMENDED CORE							
	PD	0.00	0	3,000,000	0	3,000,000	
	Total	0.00	0	3,000,000	0	3,000,000	

DECISION ITEM SUMMARY

Budget Unit									
Decision Item	FY 2023	FY 2023	FY 2024	FY 2024	FY 2025	FY 2025	*****	*****	
Budget Object Summary	ACTUAL	ACTUAL	BUDGET	BUDGET	DEPT REQ	DEPT REQ	SECURED	SECURED	
Fund	DOLLAR	FTE	DOLLAR	FTE	DOLLAR	FTE	COLUMN	COLUMN	
ANNIE MALONE									
CORE									
PROGRAM-SPECIFIC									
TEMP ASSIST NEEDY FAM FEDERAL	0	0.00	3,000,000	0.00	3,000,000	0.00	0	0.00	
TOTAL - PD	0	0.00	3,000,000	0.00	3,000,000	0.00	0	0.00	
TOTAL	0	0.00	3,000,000	0.00	3,000,000	0.00	0	0.00	
GRAND TOTAL	\$0	0.00	\$3,000,000	0.00	\$3,000,000	0.00	\$0	0.00	

DECISION ITEM DETAIL

Budget Unit	FY 2023	FY 2023	FY 2024	FY 2024	FY 2025	FY 2025	*****	*****
Decision Item	ACTUAL	ACTUAL	BUDGET	BUDGET	DEPT REQ	DEPT REQ	SECURED	SECURED
Budget Object Class	DOLLAR	FTE	DOLLAR	FTE	DOLLAR	FTE	COLUMN	COLUMN
ANNIE MALONE								
CORE								
PROGRAM DISTRIBUTIONS	0	0.00	3,000,000	0.00	3,000,000	0.00	0	0.00
TOTAL - PD	0	0.00	3,000,000	0.00	3,000,000	0.00	0	0.00
GRAND TOTAL	\$0	0.00	\$3,000,000	0.00	\$3,000,000	0.00	\$0	0.00
GENERAL REVENUE	\$0	0.00	\$0	0.00	\$0	0.00		0.00
FEDERAL FUNDS	\$0	0.00	\$3,000,000	0.00	\$3,000,000	0.00		0.00
OTHER FUNDS	\$0	0.00	\$0	0.00	\$0	0.00		0.00

PROGRAM DESCRIPTION

Department: Social Services

HB Section(s): 11.160

Program Name: Annie Malone

Program is found in the following core budget(s): Annie Malone

1a. What strategic priority does this program address?

Safety & well-being for children and youth

1b. What does this program do?

Department of Social Services (DSS), Family Support Division (FSD) is collaborating and engaging in an expanded public-private partnership with Annie Malone Children & Family Services to implement Annie Malone’s Economic Mobility Programming. The program provides support, skills, education, training, and resources that children and families need to advance their social mobility, enhance behavioral health, improve family stability, and sustain viable employment.

2a. Provide an activity measure(s) for the program.

Number of Participating Families

2b. Provide a measure(s) of the program's quality.

Quality control within the programs is measured by a customer satisfaction survey. The already developed and approved Council on Accreditation (COA) logic model and survey will be used, which is based on quantitative and qualitative measures given quarterly.

The survey will be conducted on a quarterly basis. The questions are designed to determine:

- Overall satisfaction with the services provided.
- The degree to which the participant has received the services requested/needed.
- Whether such services have made a difference in their economic status.
- Whether the services provided helped to overcome identified obstacles.

Data to be reported in the FY 2026 Budget Request.

PROGRAM DESCRIPTION

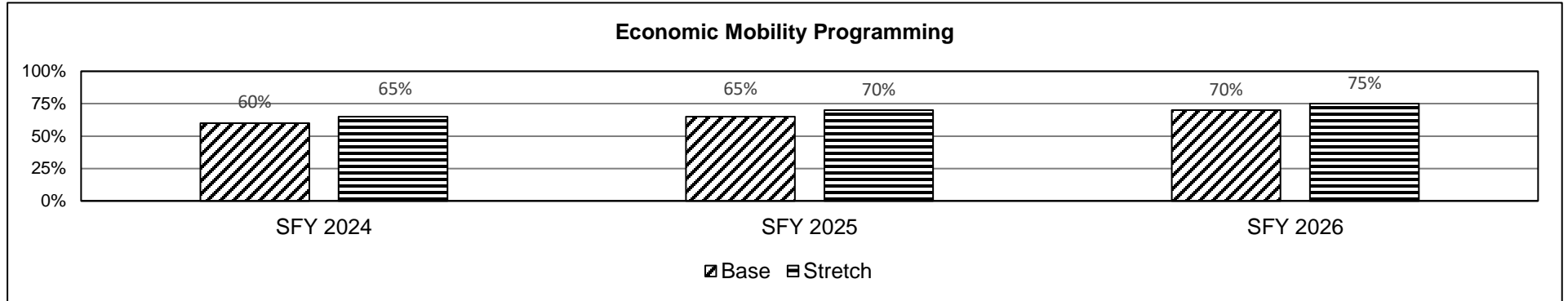
Department: Social Services

HB Section(s): 11.160

Program Name: Annie Malone

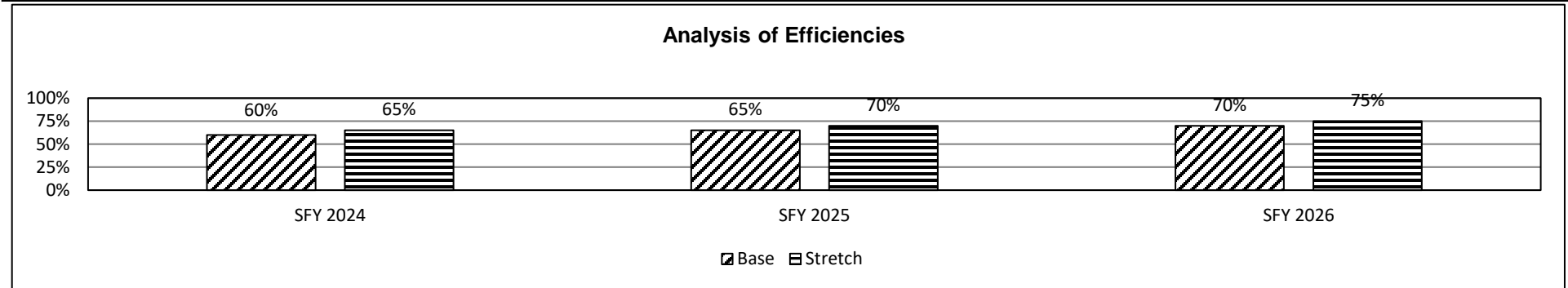
Program is found in the following core budget(s): Annie Malone

2c. Provide a measure(s) of the program's impact.



Economic Mobility Programming: 60% of clients will either obtain gainful employment, increased pay rate, increased opportunity for higher education, or increased social responsibility which leads to reduced rates of incarceration, recidivism, and reliance on public assistance.

2d. Provide a measure(s) of the program's efficiency.



The analysis of efficiency will be conducted through eight (8) specific measurable goals due to the variety of supported services this programming will offer to effectively support the diverse needs of the participants:

- (1) obtain gainful employment, (2) increased pay rate, (3) increased opportunity for higher education, (4) reduced substance use in efforts to obtain viable employment, (5) continued substance abstinence in the continuation of viable employment, (6) as a result of therapy participation, increased level of functioning as evidenced by an increased score of at least 2 points on any one category of the DLA – 20 (Daily Living Activities), (7) increased acts of community service, (8) reduction in further judicial intervention while participating in program.

PROGRAM DESCRIPTION


Department: Social Services

HB Section(s): 11.160

Program Name: Annie Malone

Program is found in the following core budget(s): Annie Malone

3. Provide actual expenditures for the prior three fiscal years and planned expenditures for the current fiscal year. (Note: Amounts do not include fringe benefit costs.)



4. What are the sources of the "Other " funds?

N/A

5. What is the authorization for this program, i.e., federal or state statute, etc.? (Include the federal program number, if applicable.)

State statute: Section 208.040, RSMO. Federal law : PL 104-193 and PRWORA of 1996.

6. Are there federal matching requirements? If yes, please explain.

Expenditures for the Temporary Assistance for Needy Families (TANF) are claimed based on program requirements. Expenditures of the TANF block grant are reimbursed at 100% FF, not to exceed the block grant amount. State Maintenance of Effort (MOE) is required to earn the full TANF block grant. Expenditures that meet MOE requirements are used to satisfy the amount required to earn the TANF block grant.

7. Is this a federally mandated program? If yes, please explain.

No

Core - Healthy Marriage/ Fatherhood

CORE DECISION ITEM

Department: Social Services
 Division: Family Support
 Core: Healthy Marriage/Fatherhood

Budget Unit: 90115C
 HB Section: 11.165

1. CORE FINANCIAL SUMMARY

	FY 2025 Budget Request			
	GR	Federal	Other	Total
PS	0	0	0	0
EE	0	0	0	0
PSD	0	2,500,000	0	2,500,000
TRF	0	0	0	0
Total	0	2,500,000	0	2,500,000
FTE	0.00	0.00	0.00	0.00

	FY 2025 Governor's Recommendation			
	GR	Federal	Other	Total
PS	0	0	0	0
EE	0	0	0	0
PSD	0	0	0	0
TRF	0	0	0	0
Total	0	0	0	0
FTE	0.00	0.00	0.00	0.00

Est. Fringe	0	0	0	0
--------------------	---	---	---	---

Note: Fringes budgeted in House Bill 5 except for certain fringes budgeted directly to MoDOT, Highway Patrol, and Conservation.

Est. Fringe	0	0	0	0
--------------------	---	---	---	---

Note: Fringes budgeted in House Bill 5 except for certain fringes budgeted directly to MoDOT, Highway Patrol, and Conservation.

Other Funds: N/A

Other Funds: N/A

2. CORE DESCRIPTION

The Department of Social Services (DSS), Family Support Division (FSD) receives a Temporary Assistance for Needy Families (TANF) block grant from the US Department of Health and Human Services, Administration for Children and Families. TANF was created in the 1996 welfare reform law (P. L. 104-193). TANF provides Temporary Assistance (TA) cash benefits to meet basic needs, a variety of employment and training programs, as well as youth, parenting, and other programs that meet one or more of the four purposes of TANF.

The four purposes of the TANF program are:

- To provide assistance to needy families to help keep children in the home
- To end dependence of needy parents by promoting job preparation, work, and marriage
- To prevent and reduce out-of-wedlock pregnancies
- To encourage the formation and maintenance of two-parent families

The Responsible Fatherhood Initiative programs connect fathers with resources to help provide financial assistance to their children, establish legal paternity, and actively participate in care-giving tasks.

3. PROGRAM LISTING (list programs included in this core funding)

Healthy Marriage/Fatherhood

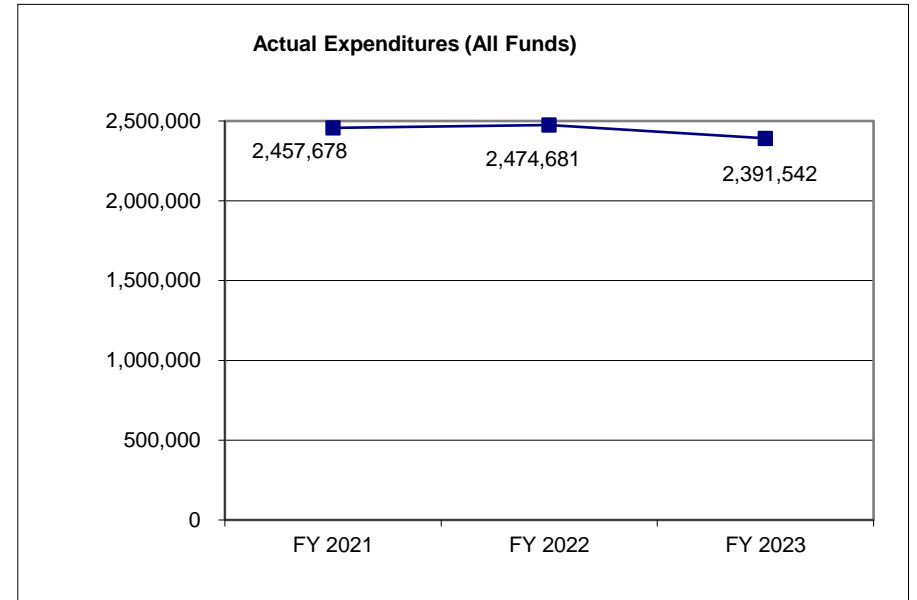
CORE DECISION ITEM

Department: Social Services
Division: Family Support
Core: Healthy Marriage/Fatherhood

Budget Unit: 90115C
HB Section: 11.165

4. FINANCIAL HISTORY

	FY 2021 Actual	FY 2022 Actual	FY 2023 Actual	FY 2024 Current Yr.
Appropriation (All Funds)	2,500,000	2,500,000	2,500,000	2,500,000
Less Reverted (All Funds)	0	0	0	0
Less Restricted (All Funds)*	0	0	0	0
Budget Authority (All Funds)	2,500,000	2,500,000	2,500,000	2,500,000
Actual Expenditures (All Funds)	2,457,678	2,474,681	2,391,542	N/A
Unexpended (All Funds)	42,322	25,319	108,458	N/A
Unexpended, by Fund:				
General Revenue	0	0	N/A	N/A
Federal	42,322	25,319	108,458	N/A
Other	0	0	N/A	N/A



*Current Year restricted amount is as of September 1, 2023.
 Reverted includes the statutory three-percent reserve (when applicable).
 Restricted includes any Governor's Expenditure Restriction (when applicable).

NOTES:

CORE RECONCILIATION DETAIL

**DEPARTMENT OF SOCIAL SERVICES
HEALTHY MARRIAGE/FATHERHOOD**

5. CORE RECONCILIATION DETAIL

	Budget Class	FTE	GR	Federal	Other	Total	Explanation
TAFP AFTER VETOES							
	PD	0.00	0	2,500,000	0	2,500,000	
	Total	0.00	0	2,500,000	0	2,500,000	
DEPARTMENT CORE REQUEST							
	PD	0.00	0	2,500,000	0	2,500,000	
	Total	0.00	0	2,500,000	0	2,500,000	
GOVERNOR'S RECOMMENDED CORE							
	PD	0.00	0	2,500,000	0	2,500,000	
	Total	0.00	0	2,500,000	0	2,500,000	

DECISION ITEM SUMMARY

Budget Unit								
Decision Item	FY 2023	FY 2023	FY 2024	FY 2024	FY 2025	FY 2025	*****	*****
Budget Object Summary	ACTUAL	ACTUAL	BUDGET	BUDGET	DEPT REQ	DEPT REQ	SECURED	SECURED
Fund	DOLLAR	FTE	DOLLAR	FTE	DOLLAR	FTE	COLUMN	COLUMN
HEALTHY MARRIAGE/FATHERHOOD								
CORE								
PROGRAM-SPECIFIC								
TEMP ASSIST NEEDY FAM FEDERAL	2,391,542	0.00	2,500,000	0.00	2,500,000	0.00	0	0.00
TOTAL - PD	2,391,542	0.00	2,500,000	0.00	2,500,000	0.00	0	0.00
TOTAL	2,391,542	0.00	2,500,000	0.00	2,500,000	0.00	0	0.00
GRAND TOTAL	\$2,391,542	0.00	\$2,500,000	0.00	\$2,500,000	0.00	\$0	0.00

DECISION ITEM DETAIL

Budget Unit	FY 2023	FY 2023	FY 2024	FY 2024	FY 2025	FY 2025	*****	*****
Decision Item	ACTUAL	ACTUAL	BUDGET	BUDGET	DEPT REQ	DEPT REQ	SECURED	SECURED
Budget Object Class	DOLLAR	FTE	DOLLAR	FTE	DOLLAR	FTE	COLUMN	COLUMN
HEALTHY MARRIAGE/FATHERHOOD								
CORE								
PROGRAM DISTRIBUTIONS	2,391,542	0.00	2,500,000	0.00	2,500,000	0.00	0	0.00
TOTAL - PD	2,391,542	0.00	2,500,000	0.00	2,500,000	0.00	0	0.00
GRAND TOTAL	\$2,391,542	0.00	\$2,500,000	0.00	\$2,500,000	0.00	\$0	0.00
GENERAL REVENUE	\$0	0.00	\$0	0.00	\$0	0.00		0.00
FEDERAL FUNDS	\$2,391,542	0.00	\$2,500,000	0.00	\$2,500,000	0.00		0.00
OTHER FUNDS	\$0	0.00	\$0	0.00	\$0	0.00		0.00

PROGRAM DESCRIPTION

Department: Social Services

90115C

HB Section(s):

11.165

Program Name: Healthy Marriage/Fatherhood

Program is found in the following core budget(s): Healthy Marriage/Fatherhood Initiatives

1a. What strategic priority does this program address?

Economic Independence for Missourians

1b. What does this program do?

The Department of Social Services (DSS), Family Support Division (FSD) partners and coordinates with organizations to provide services to fathers to help support their children emotionally and financially by providing access to programs that deliver responsible parenting, healthy marriage, economic stability, and job training skills.

The Responsible Fatherhood projects are designed to provide relationship and parenting skills in addition to access to programs which promote the opportunity for fathers to support their children emotionally and financially. Temporary Assistance for Needy Families (TANF) block grant funds were appropriated in FY 2017 as a result of the passage of SB 24 (2015, Section 208.067, RSMo.) to support fatherhood program initiatives. The programs listed below are fully or partially supported by the Healthy Marriage/Responsible Fatherhood grants for FY 2024.

The Responsible Fatherhood Programs (RFP): Provide a responsible fatherhood/parenthood curriculum, as well as supportive services designed to address parenting skills, co-parenting, domestic violence, child support, and provide employment/educational opportunities. The programs also improve the abilities of fathers to support their children. This includes active engagement with child support outreach specialists to facilitate the payment of child support obligations. These funds are awarded on a regional basis and include:

- Region 1: Powerhouse Community Development Corporation (PCDC) based in Marshall and serving Northern Missouri
- Region 2: Connections to Success (CtS) in Metropolitan Kansas City
- Region 3: Powerhouse Community Development Corporation (PCDC) based in Columbia and serving Central Missouri
- Region 4: St. Louis Fathers and Families Support Center (FFSC) in Metropolitan St. Louis
- Region 5: Good Dads, Inc. based in Springfield and serving Southwest Missouri
- Region 6: Community Partnerships of Southeast Missouri (CPSEMO) based in Cape Girardeau and serving Southeast Missouri

Healthy Families, Court Diversion and Employment-based Fatherhood Initiatives: The following programs address a variety of barriers which affect healthy marriage and responsible parenthood:

The New Pathways for Fathers and Families (NPF): Area Resources for Community and Human Services (ARCHS), Saint Louis Agency on Training and Employment (SLATE), and the 22nd Judicial Circuit Court partnership, provide fathers facing contempt charges for nonpayment of child support an alternative to incarceration that includes intensive services in employment readiness and parenting activities. This program is intended to provide fathers with services and support to enable them to successfully comply with child support orders.

PROGRAM DESCRIPTION

Department: Social Services

90115C

HB Section(s):

11.165

Program Name: Healthy Marriage/Fatherhood

Program is found in the following core budget(s): Healthy Marriage/Fatherhood Initiatives

Urban League Transition for Change Employment Program (TFCEP): This employment program works in collaboration with Family Support Division, St. Louis County Family Court, St. Louis County Prosecuting Attorney's Office Child Support Unit, and other participating Missouri Correctional Institutions. All participants are justice involved. The program provides job search and employability skill services that assist participants to move from unemployed to permanently employed. The Transition for Change Employment Program incorporates the following practices to achieve the program's goals: readiness assessment, individualized employment plan, coordinated network of services and employers, transitional employment and on the job training, and comprehensive case management.

Big Brothers Big Sisters Program: This fatherhood program has three parts. The Fatherhood Prevention Program matches 200 young men with a Big Brother or a Big Couple. This program provides opportunities to understand the importance of fatherhood and healthy relationships with peers, and strategies to avoid issues related to early fatherhood, drugs, and alcohol. The ABC Today Schools Program assigns a resource officer in two schools to identify and help high-risk students build a plan to address school and home challenges. These students are matched with a Big Brother/Big Sister mentor and may be referred to the Fatherhood Prevention Program. The First Job Program is an employment program for young men and women designed to help eighth graders prepare for their first job. Young men and women in the Fatherhood Prevention or the ABC Today Schools Programs may also be able to participate in the First Job Program.

Youth Alliance Fatherhood Program Providing Opportunities for Work, Education and Responsibility (POWER): This employment program is operated by the St. Joseph Youth Alliance and the County Prosecuting Attorneys from Buchanan, Andrew, Clinton, and DeKalb Counties. Community partners (such as re-entry programs, probation and parole, and the Missouri Department of Corrections) as well as the Prosecuting Attorney offices may refer individuals to the Youth Alliance for education and support services, with a focus on employment. Employment support services are based on the Workforce Innovation Opportunity Act (WIOA) model, which embraces employment and training services, including supported employment. The program helps participants move from unemployed to permanently employed. Youth Alliance also provides facilitators for selected youth programs.

Total Man Community Development Corporation (CDC) Dads Achieving Destiny Successfully (DADS) Program/Kansas City Municipal Court Reinstatement Court: The objective of DADS is to increase the submission of child support payments by fathers who have fallen behind due to employment barriers. Specifically, recipients of these services shall be fathers involved with the Missouri Child Support Program. The majority of the participants will be referred to this program by the 16th Judicial Court of Missouri-Kansas City Municipal Division municipal court. Total Man also provides facilitators for selected youth programs.

Community Partnership of Southeast Missouri/Empowering Dads to Gain Employment (EDGE) Program: This employment/fatherhood program with the Community Partnership of Southeast Missouri serves fathers in a twelve-county area (Bollinger, Butler, Cape Girardeau, Dunklin, Mississippi, New Madrid, Pemiscot, Perry, St. Francois, Stoddard, Wayne and Scott counties). The EDGE Program offers fathers comprehensive job assistance that focuses on rapid job search and addresses the post-employment needs of the father for continued employment success. This program also provides responsible parenting resources which include parenting education groups, child support education seminars, mentoring/support groups, and parent/child events.

PROGRAM DESCRIPTION

Department: Social Services

90115C

HB Section(s):

11.165

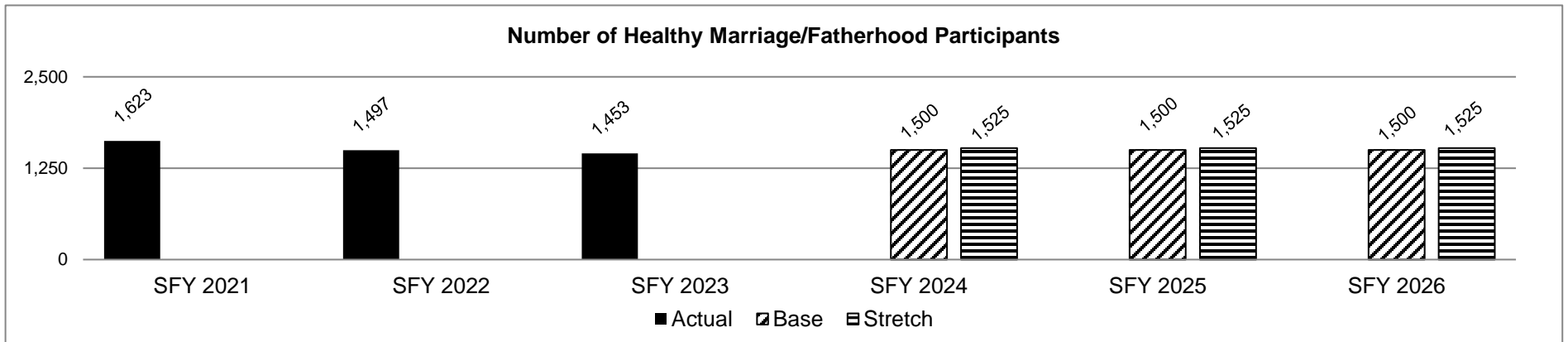
Program Name: Healthy Marriage/Fatherhood

Program is found in the following core budget(s): Healthy Marriage/Fatherhood Initiatives

Metro Lutheran Ministry H.O.P.E. (Helping Our Parents Excel) Program within the Clay County Parenting Court: The Clay County Parenting Court provides an alternative to contempt charges for non-support by providing intensive services in employment readiness and parenting activities, thereby increasing the potential for greater child support collections. All participants are required to successfully complete the Metro Lutheran Ministry H.O.P.E. program, which provides participants with education and other resources to enhance parenting skills, strengthen parents’ relationship with their children, spouses, co-parents and employers, and improve personal long-term economic stability for parents.

Future Leaders Today: The Future Leaders Today program is a program targeted at youths age 12-17 that have one or more of the following Individual/Family Risk Factors: living in a single-parent household; residing in a household receiving TANF funds; experiencing academic difficulties; is in danger of, or has been, previously held back to repeat one or more academic years; experiencing truancy concerns; is reported to have behavior issues; is involved in the juvenile justice system; has one or both parents who are incarcerated; is pregnant; has siblings who are teen parents; or is a teen parent. The core services provided are: improving educational performance; life skills; parental involvement; recreation, sports, cultural and artistic; adult mentors; service-learning; and teen outreach.

2a. Provide an activity measure(s) for the program.



PROGRAM DESCRIPTION

Department: Social Services

90115C

HB Section(s):

11.165

Program Name: Healthy Marriage/Fatherhood

Program is found in the following core budget(s): Healthy Marriage/Fatherhood Initiatives

2b. Provide a measure(s) of the program's quality.

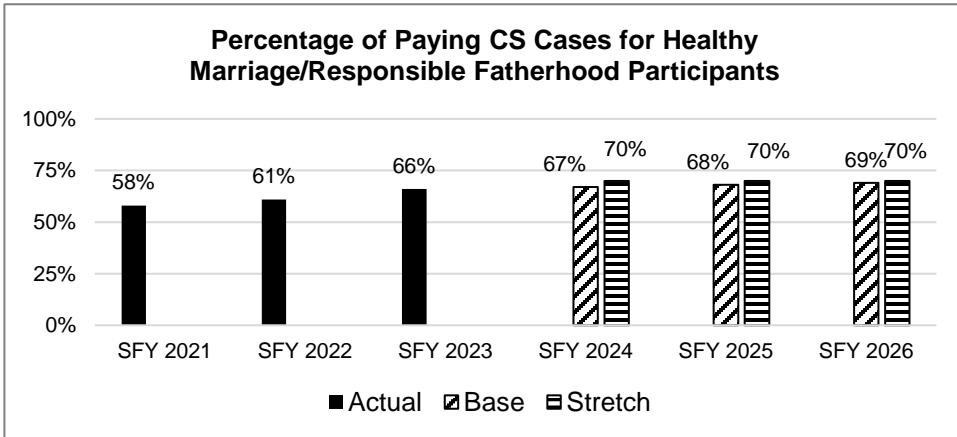
Quality control within the programs is measured by a customer satisfaction survey, designed by child support administration. Surveys are gathered from the six regional fatherhood groups through a pre-survey upon entry into the program and a post-survey of participants during their 90-day review.

FSD is in the process of developing a composite measure of both survey responses and survey participation as a procedure continues to develop which allows both the vendors and FSD to get an accurate picture of the quality of the program. Currently, FSD is using two measures of program quality. The first reflects the percentage of completed post-surveys returned after 90 days. While the second shows the percentage of participants who responded positively to the survey question: "This program has given me the tools to become a more responsible father."

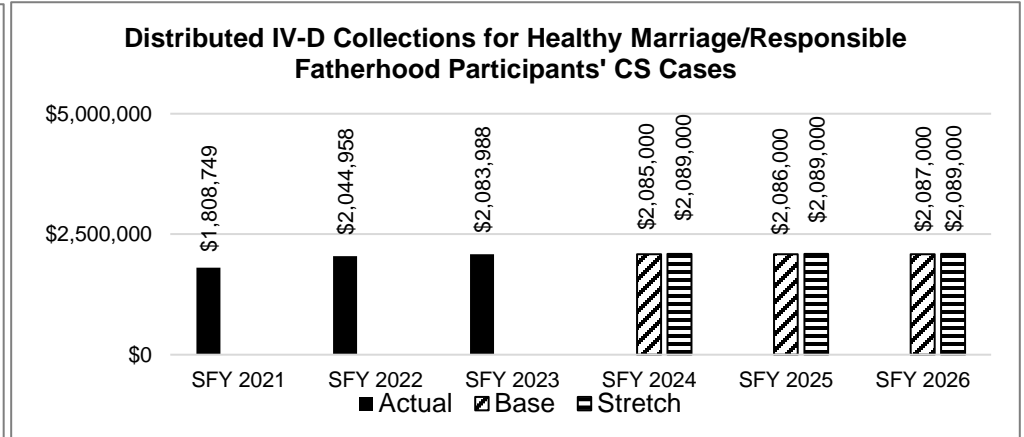
In FY 2023, out of 326 participants that took the pre-survey, 87 completed the post-survey, a completion rate of 27% which is still short of the FY 2022 goal of 70% completion. Since the program vendors are responsible for administering the 90-day post survey, FSD will continue to explore methods to improve this completion rate until the goal of 70% is reached.

In response to the survey question: "This program has given me the tools to become a more responsible father," 99.3% responded "yes" in FY 2022, while 98.4% responded "yes" in FY 2023. Our goal is to maintain between 95% and 99% "yes" responses even as a greater volume of survey responses become available.

2c. Provide a measure(s) of the program's impact.



The percentage of paying cases represents the portion of our total caseload that is making payments on their child support. This percentage is expected to increase in the cases that have the fathers participating in these programs.



This represents the amount of child support collected and distributed to the person receiving support.

PROGRAM DESCRIPTION

Department: Social Services

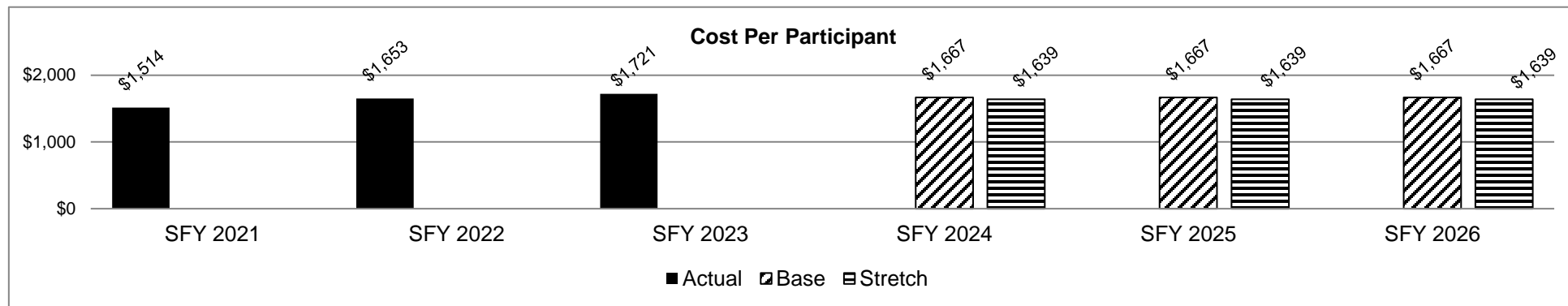
90115C

HB Section(s): 11.165

Program Name: Healthy Marriage/Fatherhood

Program is found in the following core budget(s): Healthy Marriage/Fatherhood Initiatives

2d. Provide a measure(s) of the program's efficiency.



PROGRAM DESCRIPTION

Department: Social Services

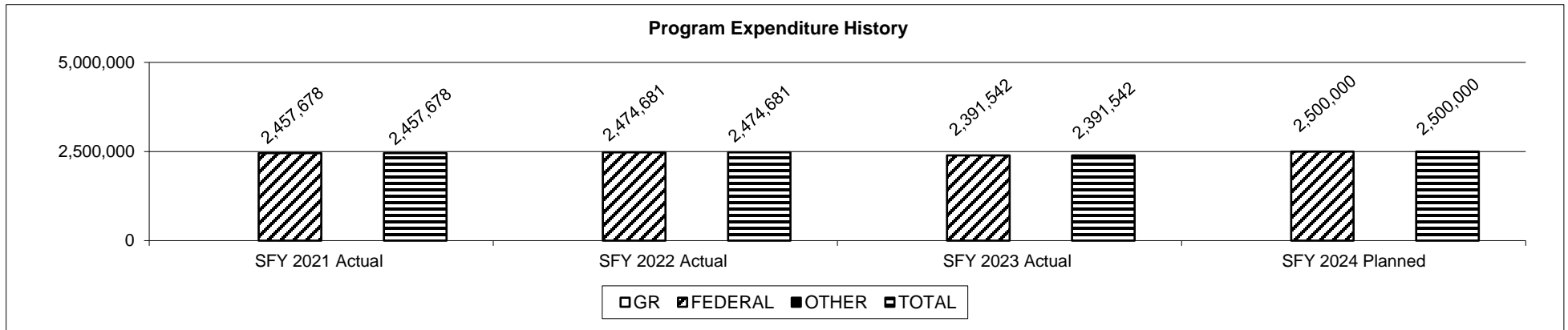
90115C

HB Section(s): 11.165

Program Name: Healthy Marriage/Fatherhood

Program is found in the following core budget(s): Healthy Marriage/Fatherhood Initiatives

3. Provide actual expenditures for the prior three fiscal years and planned expenditures for the current fiscal year. (Note: Amounts do not include fringe benefit costs.)



4. What are the sources of the "Other " funds?

N/A

5. What is the authorization for this program, i.e., federal or state statute, etc.? (Include the federal program number, if applicable.)

Healthy Marriage/Fatherhood is authorized by State statute: Section 208.040, RSMo., and Federal law: PL 104-193 and PRWORA of 1996.

6. Are there federal matching requirements? If yes, please explain.

Expenditures for the Temporary Assistance for Needy Families (TANF) are claimed based on program requirements. Expenditures of the TANF block grant are reimbursed at 100% FF, not to exceed the block grant amount. State Maintenance of Effort (MOE) is required to earn the full TANF block grant. Expenditures that meet MOE requirements are used to satisfy the amount required to earn the TANF block grant.

7. Is this a federally mandated program? If yes, please explain.

No.

**Core – Good Dads- Healthy
Marriage Fatherhood**

CORE DECISION ITEM

Department: Social Services
 Division: Family Support
 Core: Good Dads (SWMO)- Healthy Marriage/Fatherhood

Budget Unit: 90153C
 HB Section: 11.165

1. CORE FINANCIAL SUMMARY

	FY 2025 Budget Request			
	GR	Federal	Other	Total
PS	0	0	0	0
EE	0	0	0	0
PSD	0	0	0	0
TRF	0	0	0	0
Total	0	0	0	0
FTE	0.00	0.00	0.00	0.00

	FY 2025 Governor's Recommendation			
	GR	Federal	Other	Total
PS	0	0	0	0
EE	0	0	0	0
PSD	0	0	0	0
TRF	0	0	0	0
Total	0	0	0	0
FTE	0.00	0.00	0.00	0.00

Est. Fringe	0	0	0	0
--------------------	---	---	---	---

Note: Fringes budgeted in House Bill 5 except for certain fringes budgeted directly to MoDOT, Highway Patrol, and Conservation.

Est. Fringe	0	0	0	0
--------------------	---	---	---	---

Note: Fringes budgeted in House Bill 5 except for certain fringes budgeted directly to MoDOT, Highway Patrol, and Conservation.

Other Funds: N/A

Other Funds: N/A

2. CORE DESCRIPTION

The Department of Social Services (DSS), Family Support Division (FSD) receives a Temporary Assistance for Needy Families (TANF) block grant from the US Department of Health and Human Services, Administration for Children and Families. TANF was created in the 1996 welfare reform law (P. L. 104-193). TANF provides Temporary Assistance (TA) cash benefits to meet basic needs, a variety of employment and training programs, as well as youth, parenting, and other programs that meet one or more of the four purposes of TANF.

The four purposes of the TANF program are:

- To provide assistance to needy families to help keep children in the home
- To end dependence of needy parents by promoting job preparation, work, and marriage
- To prevent and reduce out-of-wedlock pregnancies
- To encourage the formation and maintenance of two-parent families

This Healthy Marriage and Fatherhood Initiative program connects fathers with resources to help provide financial assistance to their children, establish legal paternity, and actively participate in parenting tasks.

This program was funded as a one-time appropriation in FY 2024.

3. PROGRAM LISTING (list programs included in this core funding)

Good Dads (SWMO) - Healthy Marriage/Fatherhood

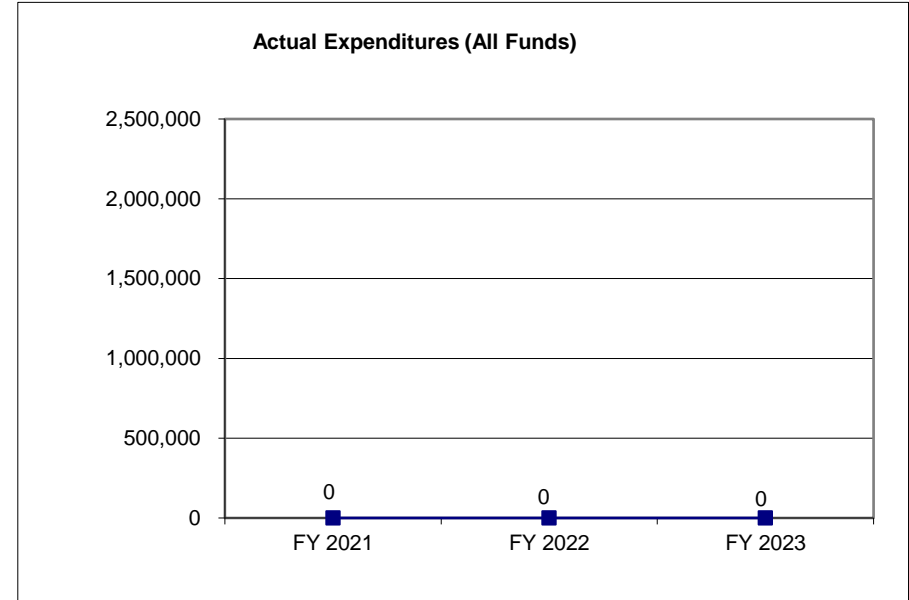
CORE DECISION ITEM

Department: Social Services
Division: Family Support
Core: Good Dads (SWMO)- Healthy Marriage/Fatherhood

Budget Unit: 90153C
HB Section: 11.165

4. FINANCIAL HISTORY

	FY 2021 Actual	FY 2022 Actual	FY 2023 Actual	FY 2024 Current Yr.
Appropriation (All Funds)	0	0	0	500,000
Less Reverted (All Funds)	0	0	0	0
Less Restricted (All Funds)*	0	0	0	0
Budget Authority (All Funds)	0	0	0	500,000
Actual Expenditures (All Funds)	0	0	0	N/A
Unexpended (All Funds)	0	0	0	N/A
Unexpended, by Fund:				
General Revenue	0	0	0	N/A
Federal	0	0	0	N/A
Other	0	0	0	N/A
				(1)



*Current Year restricted amount is as of September 1, 2023.
 Reverted includes the statutory three-percent reserve (when applicable).
 Restricted includes any Governor's Expenditure Restriction (when applicable).

NOTES:
(1) This is a newly funded program for FY 2024 (one-time FF TANF).

CORE RECONCILIATION DETAIL

**DEPARTMENT OF SOCIAL SERVICES
GOOD DADS-HLTHY MRRG & FTRHOOD**

5. CORE RECONCILIATION DETAIL

	Budget Class	FTE	GR	Federal	Other	Total	Explanation
TAFP AFTER VETOES							
	PD	0.00	0	750,000	0	750,000	
	Total	0.00	0	750,000	0	750,000	
DEPARTMENT CORE ADJUSTMENTS							
1x Expenditures	249 4645 PD	0.00	0	(250,000)	0	(250,000)	Core reduction of one-time funding.
1x Expenditures	249 4083 PD	0.00	0	(500,000)	0	(500,000)	Core reduction of one-time funding.
	NET DEPARTMENT CHANGES	0.00	0	(750,000)	0	(750,000)	
DEPARTMENT CORE REQUEST							
	PD	0.00	0	0	0	0	
	Total	0.00	0	0	0	0	
GOVERNOR'S RECOMMENDED CORE							
	PD	0.00	0	0	0	0	
	Total	0.00	0	0	0	0	

DECISION ITEM SUMMARY

Budget Unit									
Decision Item	FY 2023	FY 2023	FY 2024	FY 2024	FY 2025	FY 2025	*****	*****	
Budget Object Summary	ACTUAL	ACTUAL	BUDGET	BUDGET	DEPT REQ	DEPT REQ	SECURED	SECURED	
Fund	DOLLAR	FTE	DOLLAR	FTE	DOLLAR	FTE	COLUMN	COLUMN	
GOOD DADS-HLTHY MRRG & FTRHOOD									
CORE									
PROGRAM-SPECIFIC									
TEMP ASSIST NEEDY FAM FEDERAL	0	0.00	750,000	0.00	0	0.00	0	0.00	
TOTAL - PD	0	0.00	750,000	0.00	0	0.00	0	0.00	
TOTAL	0	0.00	750,000	0.00	0	0.00	0	0.00	
GRAND TOTAL	\$0	0.00	\$750,000	0.00	\$0	0.00	\$0	0.00	

DECISION ITEM DETAIL

Budget Unit	FY 2023	FY 2023	FY 2024	FY 2024	FY 2025	FY 2025	*****	*****
Decision Item	ACTUAL	ACTUAL	BUDGET	BUDGET	DEPT REQ	DEPT REQ	SECURED	SECURED
Budget Object Class	DOLLAR	FTE	DOLLAR	FTE	DOLLAR	FTE	COLUMN	COLUMN
GOOD DADS-HLTHY MRRG & FTRHOOD								
CORE								
PROGRAM DISTRIBUTIONS	0	0.00	750,000	0.00	0	0.00	0	0.00
TOTAL - PD	0	0.00	750,000	0.00	0	0.00	0	0.00
GRAND TOTAL	\$0	0.00	\$750,000	0.00	\$0	0.00	\$0	0.00
GENERAL REVENUE	\$0	0.00	\$0	0.00	\$0	0.00		0.00
FEDERAL FUNDS	\$0	0.00	\$750,000	0.00	\$0	0.00		0.00
OTHER FUNDS	\$0	0.00	\$0	0.00	\$0	0.00		0.00

PROGRAM DESCRIPTION

Department: Social Services

90115C

HB Section(s):

11.165

Program Name: Good Dads (SWMO)- Healthy Marriage/Fatherhood

Program is found in the following core budget(s): Healthy Marriage/Fatherhood Initiatives

1a. What strategic priority does this program address?

Safety and well-being for children and youth.

1b. What does this program do?

The Department of Social Services (DSS), Family Support Division (FSD) partners and coordinates with organizations to provide services to fathers to help support their children emotionally and financially by providing access to programs that deliver responsible parenting, healthy marriage, economic stability, and job training skills.

This Fatherhood program is designed to bolster support for Missouri resource families. Specifically, the program provides responsible fatherhood/parenthood curriculum, as well as supportive services designed to address parenting skills, co-parenting, domestic violence, child support, and provide employment/educational opportunities. The programs also improve the abilities of fathers to support their children. This includes active engagement with child support outreach specialists to facilitate the payment of child support obligations.

2a. Provide an activity measure(s) for the program.

Number of Enrolled Participants

2b. Provide a measure(s) of the program's quality.

Quality control within the programs is measured by a customer satisfaction survey, designed by child support administration. Information is gathered through a pre-survey upon entry into the program and a post-survey of participants after they have been enrolled in the program 90 days.

2c. Provide a measure(s) of the program's impact.

Percentage of Paying CS Cases for Healthy Marriage/Responsible Fatherhood Participants

The percentage of paying child support cases represents the portion of our total caseload that is making payments on their child support obligations. This percentage is expected to increase in the cases that have fathers participating in these programs.

2d. Provide a measure(s) of the program's efficiency.

Cost Per Participant

PROGRAM DESCRIPTION

Department: Social Services


90115C

HB Section(s): 11.165

Program Name: Good Dads (SWMO)- Healthy Marriage/Fatherhood

Program is found in the following core budget(s): Healthy Marriage/Fatherhood Initiatives

3. Provide actual expenditures for the prior three fiscal years and planned expenditures for the current fiscal year. (Note: Amounts do not include fringe benefit costs.)



4. What are the sources of the "Other " funds?

N/A

5. What is the authorization for this program, i.e., federal or state statute, etc.? (Include the federal program number, if applicable.)

State statute: Section 208.040, RSMo., and Federal law: PL 104-193 and PRWORA of 1996.

6. Are there federal matching requirements? If yes, please explain.

Expenditures for the Temporary Assistance for Needy Families (TANF) are claimed based on program requirements. Expenditures of the TANF block grant are reimbursed at 100% FF, not to exceed the block grant amount. State Maintenance of Effort (MOE) is required to earn the full TANF block grant. Expenditures that meet MOE requirements are used to satisfy the amount required to earn the TANF block grant.

7. Is this a federally mandated program? If yes, please explain.

No.

Core – Good Dads- Columbia

CORE DECISION ITEM

Department: Social Services
 Division: Family Support
 Core: Good Dads- Columbia

Budget Unit: 90153C
 HB Section: 11.165

1. CORE FINANCIAL SUMMARY

	FY 2025 Budget Request			
	GR	Federal	Other	Total
PS	0	0	0	0
EE	0	0	0	0
PSD	0	0	0	0
TRF	0	0	0	0
Total	0	0	0	0
FTE	0.00	0.00	0.00	0.00

	FY 2025 Governor's Recommendation			
	GR	Federal	Other	Total
PS	0	0	0	0
EE	0	0	0	0
PSD	0	0	0	0
TRF	0	0	0	0
Total	0	0	0	0
FTE	0.00	0.00	0.00	0.00

Est. Fringe	0	0	0	0
--------------------	---	---	---	---

Note: Fringes budgeted in House Bill 5 except for certain fringes budgeted directly to MoDOT, Highway Patrol, and Conservation.

Est. Fringe	0	0	0	0
--------------------	---	---	---	---

Note: Fringes budgeted in House Bill 5 except for certain fringes budgeted directly to MoDOT, Highway Patrol, and Conservation.

Other Funds: N/A

Other Funds: N/A

2. CORE DESCRIPTION

The Department of Social Services (DSS), Family Support Division (FSD) receives a Temporary Assistance for Needy Families (TANF) block grant from the US Department of Health and Human Services, Administration for Children and Families. TANF was created in the 1996 welfare reform law (P. L. 104-193). TANF provides Temporary Assistance (TA) cash benefits to meet basic needs, a variety of employment and training programs, as well as youth, parenting, and other programs that meet one or more of the four purposes of TANF.

The four purposes of the TANF program are:

- To provide assistance to needy families to help keep children in the home
- To end dependence of needy parents by promoting job preparation, work, and marriage
- To prevent and reduce out-of-wedlock pregnancies
- To encourage the formation and maintenance of two-parent families

This Healthy Marriage and Fatherhood Initiative program connects fathers with resources to help provide financial assistance to their children, establish legal paternity, and actively participate in parenting tasks.

This program was funded as a one-time appropriation in FY 2024.

3. PROGRAM LISTING (list programs included in this core funding)

Good Dads - Columbia

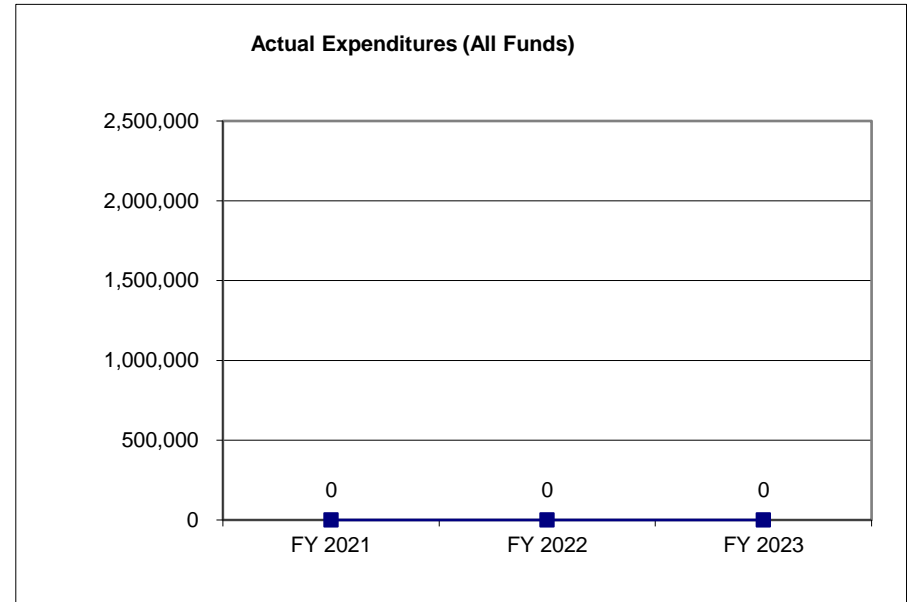
CORE DECISION ITEM

Department: Social Services
Division: Family Support
Core: Good Dads- Columbia

Budget Unit: 90153C
HB Section: 11.165

4. FINANCIAL HISTORY

	FY 2021 Actual	FY 2022 Actual	FY 2023 Actual	FY 2024 Current Yr.
Appropriation (All Funds)	0	0	0	250,000
Less Reverted (All Funds)	0	0	0	0
Less Restricted (All Funds)*	0	0	0	0
Budget Authority (All Funds)	0	0	0	250,000
Actual Expenditures (All Funds)	0	0	0	N/A
Unexpended (All Funds)	0	0	0	N/A
Unexpended, by Fund:				
General Revenue	0	0	0	N/A
Federal	0	0	0	N/A
Other	0	0	0	N/A
				(1)



*Current Year restricted amount is as of September 1, 2023.
 Reverted includes the statutory three-percent reserve (when applicable).
 Restricted includes any Governor's Expenditure Restriction (when applicable).

NOTES:
(1) This is a newly funded program for FY 2024 (one-time FF TANF).

PROGRAM DESCRIPTION

Department: Social Services

90115C

HB Section(s): 11.165

Program Name: Good Dads- Columbia

Program is found in the following core budget(s): Healthy Marriage/Fatherhood Initiatives

1a. What strategic priority does this program address?

Safety and well-being for children and youth.

1b. What does this program do?

The Department of Social Services (DSS), Family Support Division (FSD) partners and coordinates with organizations to provide services to fathers to help support their children emotionally and financially by providing access to programs that deliver responsible parenting, healthy marriage, economic stability, and job training skills.

This Fatherhood program is designed to bolster support for Missouri resource families. Specifically, the program provides responsible fatherhood/parenthood curriculum, as well as supportive services designed to address parenting skills, co-parenting, domestic violence, child support, and provide employment/educational opportunities. The programs also improve the abilities of fathers to support their children. This includes active engagement with child support outreach specialists to facilitate the payment of child support obligations.

2a. Provide an activity measure(s) for the program.

Number of Enrolled Participants

2b. Provide a measure(s) of the program's quality.

Quality control within the programs is measured by a customer satisfaction survey, designed by child support administration. Information is gathered through a pre-survey upon entry into the program and a post-survey of participants after they have been enrolled in the program 90 days.

2c. Provide a measure(s) of the program's impact.

Percentage of Paying CS Cases for Healthy Marriage/Responsible Fatherhood Participants

The percentage of paying child support cases represents the portion of our total caseload that is making payments on their child support obligations. This percentage is expected to increase in the cases that have fathers participating in these programs.

2d. Provide a measure(s) of the program's efficiency.

Cost Per Participant

PROGRAM DESCRIPTION

Department: Social Services


90115C

HB Section(s): 11.165

Program Name: Good Dads- Columbia

Program is found in the following core budget(s): Healthy Marriage/Fatherhood Initiatives

3. Provide actual expenditures for the prior three fiscal years and planned expenditures for the current fiscal year. (Note: Amounts do not include fringe benefit costs.)



4. What are the sources of the "Other " funds?

N/A

5. What is the authorization for this program, i.e., federal or state statute, etc.? (Include the federal program number, if applicable.)

State statute: Section 208.040, RSMo., and Federal law: PL 104-193 and PRWORA of 1996.

6. Are there federal matching requirements? If yes, please explain.

Expenditures for the Temporary Assistance for Needy Families (TANF) are claimed based on program requirements. Expenditures of the TANF block grant are reimbursed at 100% FF, not to exceed the block grant amount. State Maintenance of Effort (MOE) is required to earn the full TANF block grant. Expenditures that meet MOE requirements are used to satisfy the amount required to earn the TANF block grant.

7. Is this a federally mandated program? If yes, please explain.

No.

Core – Powerhouse- Columbia

CORE DECISION ITEM

Department: Social Services
Division: Family Support
Core: Powerhouse- Columbia

Budget Unit: 90176C
HB Section: 11.165

1. CORE FINANCIAL SUMMARY

	FY 2025 Budget Request			
	GR	Federal	Other	Total
PS	0	0	0	0
EE	0	0	0	0
PSD	0	0	0	0
TRF	0	0	0	0
Total	0	0	0	0
FTE	0.00	0.00	0.00	0.00

	FY 2025 Governor's Recommendation			
	GR	Federal	Other	Total
PS	0	0	0	0
EE	0	0	0	0
PSD	0	0	0	0
TRF	0	0	0	0
Total	0	0	0	0
FTE	0.00	0.00	0.00	0.00

Est. Fringe	0	0	0	0
--------------------	---	---	---	---

Note: Fringes budgeted in House Bill 5 except for certain fringes budgeted directly to MoDOT, Highway Patrol, and Conservation.

Est. Fringe	0	0	0	0
--------------------	---	---	---	---

Note: Fringes budgeted in House Bill 5 except for certain fringes budgeted directly to MoDOT, Highway Patrol, and Conservation.

Other Funds: N/A

Other Funds: N/A

2. CORE DESCRIPTION

The Department of Social Services (DSS), Family Support Division (FSD) receives a Temporary Assistance for Needy Families (TANF) block grant from the US Department of Health and Human Services, Administration for Children and Families. TANF was created in the 1996 welfare reform law (P. L. 104-193). TANF provides Temporary Assistance (TA) cash benefits to meet basic needs, a variety of employment and training programs, as well as youth, parenting, and other programs that meet one or more of the four purposes of TANF.

The four purposes of the TANF program are:

- To provide assistance to needy families to help keep children in the home
- To end dependence of needy parents by promoting job preparation, work, and marriage
- To prevent and reduce out-of-wedlock pregnancies
- To encourage the formation and maintenance of two-parent families

This Healthy Marriage and Fatherhood Initiative program connects fathers with resources to help provide financial assistance to their children, establish legal paternity, and actively participate in care-giving tasks.

This program was funded as a one-time appropriation in FY 2024.

3. PROGRAM LISTING (list programs included in this core funding)

Powerhouse Community Development Corporation (PCDC) – Columbia

CORE DECISION ITEM

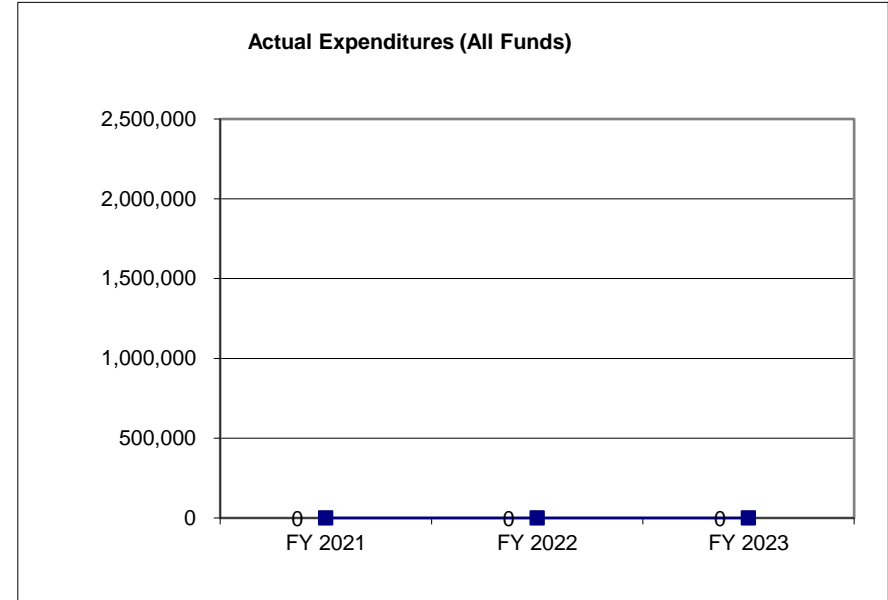
Department: Social Services
Division: Family Support
Core: Powerhouse- Columbia

Budget Unit: 90176C
HB Section: 11.165

4. FINANCIAL HISTORY

	FY 2021 Actual	FY 2022 Actual	FY 2023 Actual	FY 2024 Current Yr.
Appropriation (All Funds)	0	0	0	250,000
Less Reverted (All Funds)	0	0	0	0
Less Restricted (All Funds)*	0	0	0	0
Budget Authority (All Funds)	0	0	0	250,000
Actual Expenditures (All Funds)	0	0	0	N/A
Unexpended (All Funds)	0	0	0	N/A
Unexpended, by Fund:				
General Revenue	0	0	0	N/A
Federal	0	0	0	N/A
Other	0	0	0	N/A

(1)



*Current Year restricted amount is as of September 1, 2023.
 Reverted includes the statutory three-percent reserve (when applicable).
 Restricted includes any Governor's Expenditure Restriction (when applicable).

NOTES:
(1) This is a newly funded program for FY 2024 (one-time FF TANF).

CORE RECONCILIATION DETAIL

**DEPARTMENT OF SOCIAL SERVICES
POWERHOUSE-COLUMBIA**

5. CORE RECONCILIATION DETAIL

	Budget Class	FTE	GR	Federal	Other	Total	Explanation
TAFP AFTER VETOES							
	PD	0.00	0	250,000	0	250,000	
	Total	0.00	0	250,000	0	250,000	
DEPARTMENT CORE ADJUSTMENTS							
1x Expenditures	252 4879 PD	0.00	0	(250,000)	0	(250,000)	Core reduction of one-time funding.
	NET DEPARTMENT CHANGES	0.00	0	(250,000)	0	(250,000)	
DEPARTMENT CORE REQUEST							
	PD	0.00	0	0	0	0	
	Total	0.00	0	0	0	0	
GOVERNOR'S RECOMMENDED CORE							
	PD	0.00	0	0	0	0	
	Total	0.00	0	0	0	0	

DECISION ITEM SUMMARY

Budget Unit									
Decision Item	FY 2023	FY 2023	FY 2024	FY 2024	FY 2025	FY 2025	*****	*****	
Budget Object Summary	ACTUAL	ACTUAL	BUDGET	BUDGET	DEPT REQ	DEPT REQ	SECURED	SECURED	
Fund	DOLLAR	FTE	DOLLAR	FTE	DOLLAR	FTE	COLUMN	COLUMN	
POWERHOUSE-COLUMBIA									
CORE									
PROGRAM-SPECIFIC									
TEMP ASSIST NEEDY FAM FEDERAL	0	0.00	250,000	0.00	0	0.00	0	0.00	
TOTAL - PD	0	0.00	250,000	0.00	0	0.00	0	0.00	
TOTAL	0	0.00	250,000	0.00	0	0.00	0	0.00	
GRAND TOTAL	\$0	0.00	\$250,000	0.00	\$0	0.00	\$0	0.00	

DECISION ITEM DETAIL

Budget Unit	FY 2023	FY 2023	FY 2024	FY 2024	FY 2025	FY 2025	*****	*****
Decision Item	ACTUAL	ACTUAL	BUDGET	BUDGET	DEPT REQ	DEPT REQ	SECURED	SECURED
Budget Object Class	DOLLAR	FTE	DOLLAR	FTE	DOLLAR	FTE	COLUMN	COLUMN
POWERHOUSE-COLUMBIA								
CORE								
PROGRAM DISTRIBUTIONS	0	0.00	250,000	0.00	0	0.00	0	0.00
TOTAL - PD	0	0.00	250,000	0.00	0	0.00	0	0.00
GRAND TOTAL	\$0	0.00	\$250,000	0.00	\$0	0.00	\$0	0.00
GENERAL REVENUE	\$0	0.00	\$0	0.00	\$0	0.00		0.00
FEDERAL FUNDS	\$0	0.00	\$250,000	0.00	\$0	0.00		0.00
OTHER FUNDS	\$0	0.00	\$0	0.00	\$0	0.00		0.00

PROGRAM DESCRIPTION

Department: Social Services

HB Section(s): 11.165

Program Name: Powerhouse- Columbia

Program is found in the following core budget(s): Healthy Marriage/Fatherhood Initiatives

1a. What strategic priority does this program address?

Safety and well-being for children and youth.

1b. What does this program do?

The Department of Social Services (DSS), Family Support Division (FSD) partners and coordinates with organizations to provide services to fathers to help support their children emotionally and financially by providing access to programs that deliver responsible parenting, healthy marriage, economic stability, and job training skills.

This Fatherhood program is designed to bolster support for Missouri resource families. Specifically, the program provides responsible fatherhood/parenthood curriculum, as well as supportive services designed to address parenting skills, co-parenting, domestic violence, child support, and provide employment/educational opportunities. The programs also improve the abilities of fathers to support their children. This includes active engagement with child support outreach specialists to facilitate the payment of child support obligations.

2a. Provide an activity measure(s) for the program.

Number of Enrolled Participants

2b. Provide a measure(s) of the program's quality.

Quality control within the program is measured by a customer satisfaction survey, designed by child support administration. Information is gathered through a pre-survey upon entry into the program and a post-survey of participants after they have been enrolled in the program 90 days.

2c. Provide a measure(s) of the program's impact.

Percentage of Paying CS Cases for Healthy Marriage/Responsible Fatherhood Participants

The percentage of paying child support cases represents the portion of our total caseload that is making payments on their child support obligations. This percentage is expected to increase in the cases that have fathers participating in these programs.

2d. Provide a measure(s) of the program's efficiency.

Cost Per Participant

PROGRAM DESCRIPTION

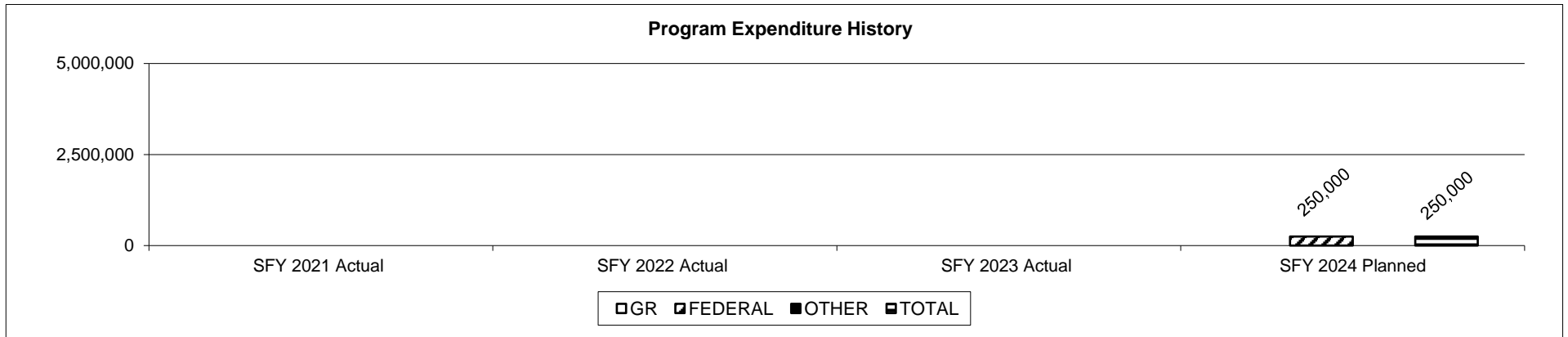
Department: Social Services

HB Section(s): 11.165

Program Name: Powerhouse- Columbia

Program is found in the following core budget(s): Healthy Marriage/Fatherhood Initiatives

3. Provide actual expenditures for the prior three fiscal years and planned expenditures for the current fiscal year. (Note: Amounts do not include fringe benefit costs.)



4. What are the sources of the "Other " funds?

N/A

5. What is the authorization for this program, i.e., federal or state statute, etc.? (Include the federal program number, if applicable.)

State statute: Section 208.040, RSMo., and Federal law: PL 104-193 and PRWORA of 1996.

6. Are there federal matching requirements? If yes, please explain.

Expenditures for the Temporary Assistance for Needy Families (TANF) are claimed based on program requirements. Expenditures of the TANF block grant are reimbursed at 100% FF, not to exceed the block grant amount. State Maintenance of Effort (MOE) is required to earn the full TANF block grant. Expenditures that meet MOE requirements are used to satisfy the amount required to earn the TANF block grant.

7. Is this a federally mandated program? If yes, please explain.

No.

Core - Adult Supplementation

CORE DECISION ITEM

Department: Social Services
 Division: Family Support
 Core: Adult Supplementation

Budget Unit: 90130C
 HB Section: 11.170

1. CORE FINANCIAL SUMMARY

	FY 2025 Budget Request			
	GR	Federal	Other	Total
PS	0	0	0	0
EE	0	0	0	0
PSD	10,872	0	0	10,872
TRF	0	0	0	0
Total	10,872	0	0	10,872
FTE	0.00	0.00	0.00	0.00

	FY 2025 Governor's Recommendation			
	GR	Federal	Other	Total
PS	0	0	0	0
EE	0	0	0	0
PSD	0	0	0	0
TRF	0	0	0	0
Total	0	0	0	0
FTE	0.00	0.00	0.00	0.00

Est. Fringe	0	0	0	0
--------------------	---	---	---	---

Note: Fringes budgeted in House Bill 5 except for certain fringes budgeted directly to MoDOT, Highway Patrol, and Conservation.

Est. Fringe	0	0	0	0
--------------------	---	---	---	---

Note: Fringes budgeted in House Bill 5 except for certain fringes budgeted directly to MoDOT, Highway Patrol, and Conservation.

Other Funds: N/A

Other Funds: N/A

2. CORE DESCRIPTION

Adult Supplementation provides a monthly cash benefit to targeted aged, blind, and disabled persons. This program, along with Supplemental Security Income (SSI), provides supplemental payments to persons receiving less income than they were in December 1973 from the prior supplemental programs of Old Age Assistance, Aid to the Blind, and Permanent and Total Disability. These claimants remain eligible for medical care. No new cases can be added to this caseload and consequently it will decline over time. The number of active cases fluctuates due to individuals moving to other programs such as vendor (nursing home), and then moving back to Adult Supplementation when they leave the vendor program.

3. PROGRAM LISTING (list programs included in this core funding)

Adult Supplementation

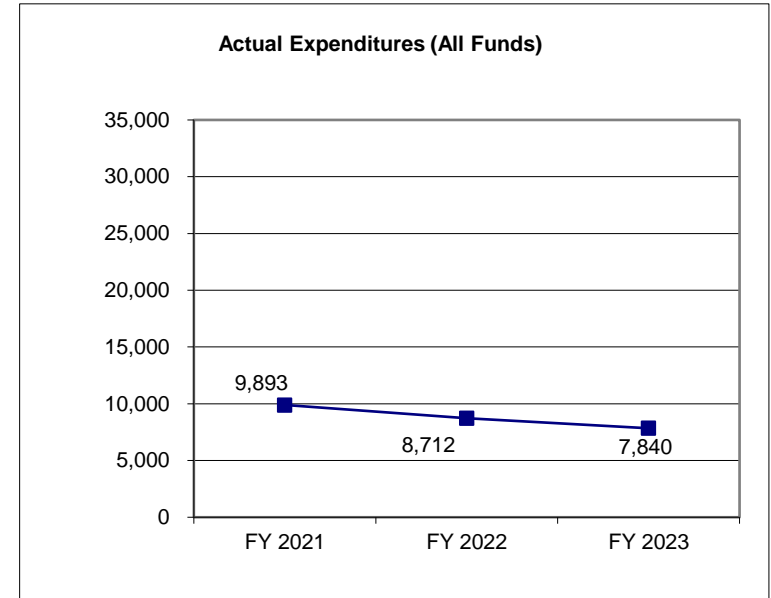
CORE DECISION ITEM

Department: Social Services
Division: Family Support
Core: Adult Supplementation

Budget Unit: 90130C
HB Section: 11.170

4. FINANCIAL HISTORY

	FY 2021 Actual	FY 2022 Actual	FY 2023 Actual	FY 2024 Current Yr.
Appropriation (All Funds)	12,525	10,872	10,872	10,872
Less Reverted (All Funds)	0	0	0	0
Less Restricted (All Funds)*	0	0	0	0
Budget Authority (All Funds)	12,525	10,872	10,872	10,872
Actual Expenditures (All Funds)	9,893	8,712	7,840	N/A
Unexpended (All Funds)	2,632	2,160	3,032	N/A
Unexpended, by Fund:				
General Revenue	2,632	2,160	3,032	N/A
Federal	0	0	0	N/A
Other	0	0	0	N/A
	(1)	(2)		



*Current Year restricted amount is as of September 1, 2023.
 Reverted includes the statutory three-percent reserve (when applicable).
 Restricted includes any Governor's Expenditure Restriction (when applicable).

NOTES:

- (1)** FY 2021 - There was a core reduction of \$8,500 due to a lapse which resulted from caseload decline.
- (2)** FY 2022 - There was a core reduction of \$1,653 due to a lapse which resulted from caseload decline.

CORE RECONCILIATION DETAIL

**DEPARTMENT OF SOCIAL SERVICES
ADULT SUPPLEMENTATION**

5. CORE RECONCILIATION DETAIL

	Budget Class	FTE	GR	Federal	Other	Total	Explanation
TAFP AFTER VETOES							
	PD	0.00	10,872	0	0	10,872	
	Total	0.00	10,872	0	0	10,872	
DEPARTMENT CORE REQUEST							
	PD	0.00	10,872	0	0	10,872	
	Total	0.00	10,872	0	0	10,872	
GOVERNOR'S RECOMMENDED CORE							
	PD	0.00	10,872	0	0	10,872	
	Total	0.00	10,872	0	0	10,872	

DECISION ITEM SUMMARY

Budget Unit									
Decision Item	FY 2023	FY 2023	FY 2024	FY 2024	FY 2025	FY 2025	*****	*****	
Budget Object Summary	ACTUAL	ACTUAL	BUDGET	BUDGET	DEPT REQ	DEPT REQ	SECURED	SECURED	
Fund	DOLLAR	FTE	DOLLAR	FTE	DOLLAR	FTE	COLUMN	COLUMN	
ADULT SUPPLEMENTATION									
CORE									
PROGRAM-SPECIFIC									
GENERAL REVENUE	7,840	0.00	10,872	0.00	10,872	0.00	0	0.00	
TOTAL - PD	7,840	0.00	10,872	0.00	10,872	0.00	0	0.00	
TOTAL	7,840	0.00	10,872	0.00	10,872	0.00	0	0.00	
GRAND TOTAL	\$7,840	0.00	\$10,872	0.00	\$10,872	0.00	\$0	0.00	

DECISION ITEM DETAIL

Budget Unit	FY 2023	FY 2023	FY 2024	FY 2024	FY 2025	FY 2025	*****	*****
Decision Item	ACTUAL	ACTUAL	BUDGET	BUDGET	DEPT REQ	DEPT REQ	SECURED	SECURED
Budget Object Class	DOLLAR	FTE	DOLLAR	FTE	DOLLAR	FTE	COLUMN	COLUMN
ADULT SUPPLEMENTATION								
CORE								
PROGRAM DISTRIBUTIONS	7,840	0.00	10,872	0.00	10,872	0.00	0	0.00
TOTAL - PD	7,840	0.00	10,872	0.00	10,872	0.00	0	0.00
GRAND TOTAL	\$7,840	0.00	\$10,872	0.00	\$10,872	0.00	\$0	0.00
GENERAL REVENUE	\$7,840	0.00	\$10,872	0.00	\$10,872	0.00		0.00
FEDERAL FUNDS	\$0	0.00	\$0	0.00	\$0	0.00		0.00
OTHER FUNDS	\$0	0.00	\$0	0.00	\$0	0.00		0.00

PROGRAM DESCRIPTION

Department: Social Services

HB Section(s): 11.170

Program Name: Adult Supplementation

Program is found in the following core budget(s): Adult Supplementation

1a. What strategic priority does this program address?

Enhance economic independence for Missourians

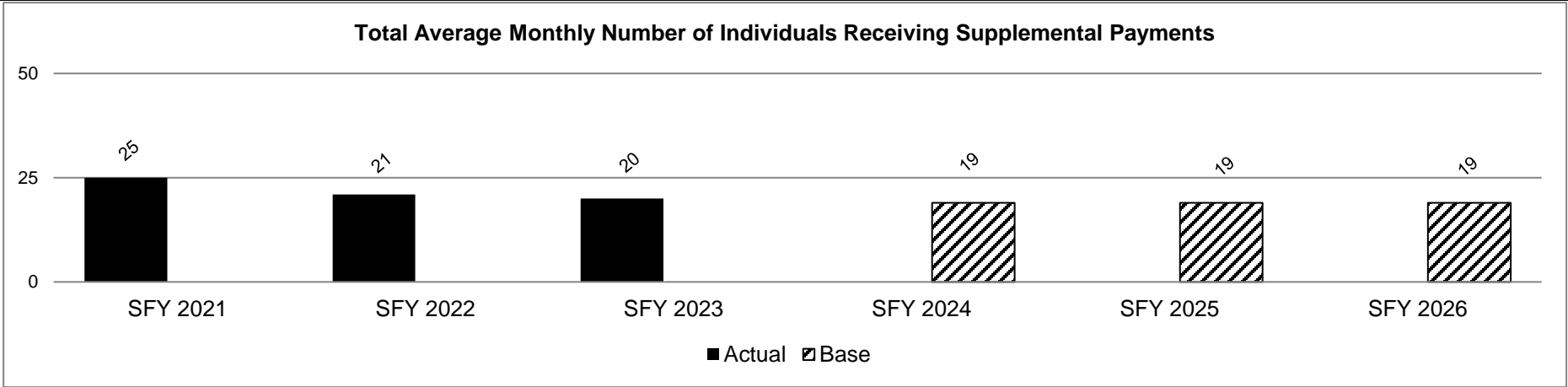
1b. What does this program do?

The Department of Social Services (DSS), Family Support Division (FSD) is determining eligibility and administering this program to help aged, blind, and disabled Missourians by providing monthly cash benefits.

Adult Supplementation provides a monthly cash benefit to targeted aged, blind, and disabled persons. In conjunction with the Supplemental Security Income (SSI) program, states are required to make Supplemental Payments (SSI-SP) to those persons who would receive less total income than they were receiving in December 1973 from any of the three former programs of Old Age Assistance, Aid to the Blind, and Permanent and Total Disability. Recipients who were not eligible for SSI, but whose incomes were less than their 1973 level, also receive a supplemental payment from the State of Missouri equal to the difference in the income levels. These recipients are designated as Supplemental Payment Only (SP-Only) recipients.

Any claimant converted to SSI-SP or SP-Only remains eligible for medical care. No new cases can be added to this caseload, and consequently, it will decline over time. The number of active cases fluctuate due to individuals moving to other programs such as vendor (nursing home), and then moving back to Adult Supplementation when they leave the vendor program.

2a. Provide an activity measure(s) for the program.



Projections are based on current caseload numbers.

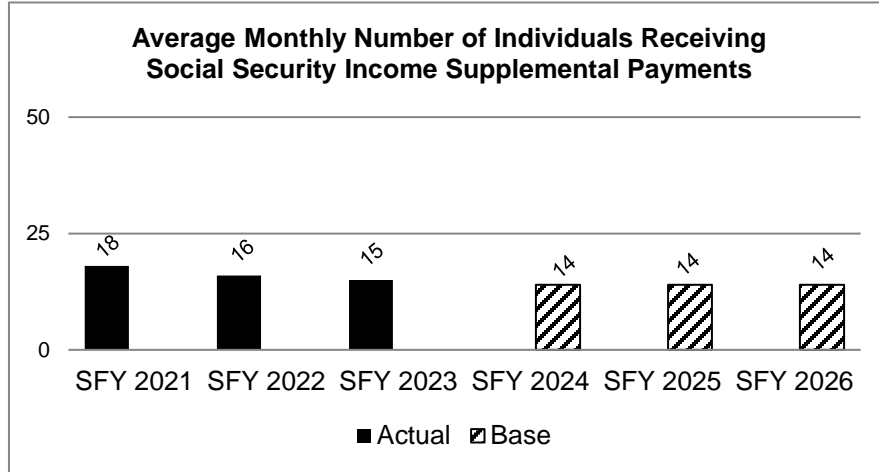
PROGRAM DESCRIPTION

Department: Social Services

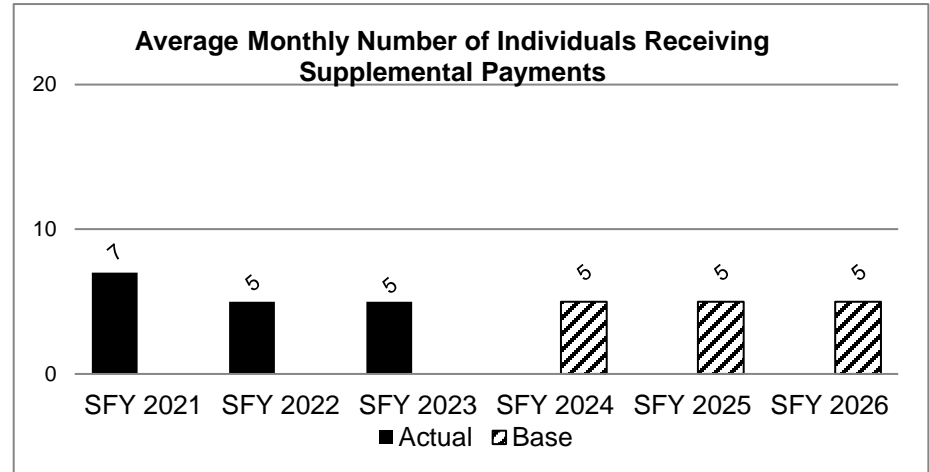
HB Section(s): 11.170

Program Name: Adult Supplementation

Program is found in the following core budget(s): Adult Supplementation



Projections are based on current caseload numbers.



Projections are based on current caseload numbers.

PROGRAM DESCRIPTION

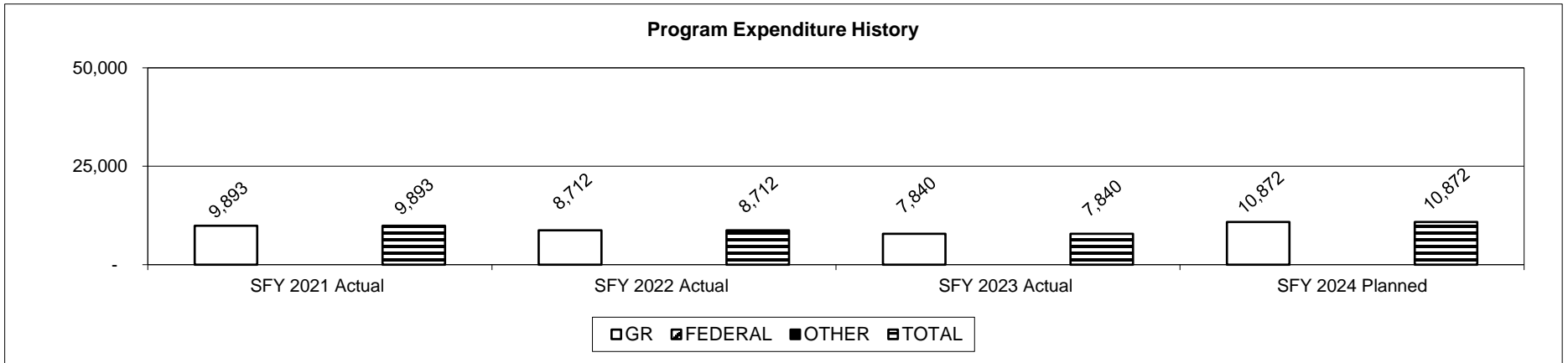
Department: Social Services

HB Section(s): 11.170

Program Name: Adult Supplementation

Program is found in the following core budget(s): Adult Supplementation

3. Provide actual expenditures for the prior three fiscal years and planned expenditures for the current fiscal year. (Note: Amounts do not include fringe benefit costs.)



4. What are the sources of the "Other " funds?

N/A

5. What is the authorization for this program, i.e., federal or state statute, etc.? (Include the federal program number, if applicable.)

State statute: Section 208.030, RSMo. Federal law: Section 1616 of the Social Security Act.

6. Are there federal matching requirements? If yes, please explain.

No.

7. Is this a federally mandated program? If yes, please explain.

Yes. Section 1616 of the Social Security Act. States are required to make Supplemental Payments (SSI-SP or SP Only) to those persons who would receive less total income than they were receiving in December 1973 from any of the three former programs referenced above.

Core - Supplemental Nursing Care

CORE DECISION ITEM

Department: Social Services
 Division: Family Support
 Core: Supplemental Nursing Care

Budget Unit: 90140C
 HB Section: 11.175

1. CORE FINANCIAL SUMMARY

	FY 2025 Budget Request			
	GR	Federal	Other	Total
PS	0	0	0	0
EE	0	0	0	0
PSD	25,420,885	0	0	25,420,885
TRF	0	0	0	0
Total	25,420,885	0	0	25,420,885

	FY 2025 Governor's Recommendation			
	GR	Federal	Other	Total
PS	0	0	0	0
EE	0	0	0	0
PSD	0	0	0	0
TRF	0	0	0	0
Total	0	0	0	0

Est. Fringe	0	0	0	0
<i>Note: Fringes budgeted in House Bill 5 except for certain fringes budgeted directly to MoDOT, Highway Patrol, and Conservation.</i>				

Est. Fringe	0	0	0	0
<i>Note: Fringes budgeted in House Bill 5 except for certain fringes budgeted directly to MoDOT, Highway Patrol, and Conservation.</i>				

Other Funds: N/A

Other Funds: N/A

2. CORE DESCRIPTION

This appropriation provides monthly cash benefits to eligible persons in Residential Care Facilities, Assisted Living Facilities, and non-MO HealthNet certified areas of Intermediate Care Facilities or Skilled Nursing Facilities. Supplemental Nursing Care (SNC) recipients must be 65 or over in age, or age 21 or over and permanently and totally disabled or blind and have insufficient income to meet the base facility charge. Recipients have medical coverage under the MO HealthNet Program.

Persons eligible for these cash benefits also receive a \$50 personal needs monthly allowance unless such needs are being met by the Department of Mental Health.

3. PROGRAM LISTING (list programs included in this core funding)

Supplemental Nursing Care

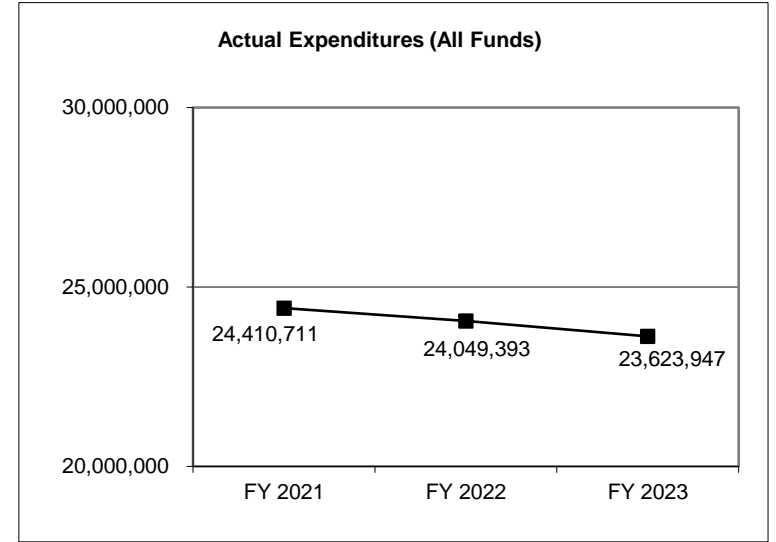
CORE DECISION ITEM

Department: Social Services
Division: Family Support
Core: Supplemental Nursing Care

Budget Unit: 90140C
HB Section: 11.175

4. FINANCIAL HISTORY

	FY 2021	FY 2022	FY 2023	FY 2024
	Actual	Actual	Actual	Current Yr.
Appropriation (All Funds)	25,420,885	25,420,885	25,420,885	25,420,885
Less Reverted (All Funds)	0	0	0	0
Less Restricted (All Funds)*	0	0	0	0
Budget Authority (All Funds)	<u>25,420,885</u>	<u>25,420,885</u>	<u>25,420,885</u>	<u>25,420,885</u>
Actual Expenditures (All Funds)	24,410,711	24,049,393	23,623,947	N/A
Unexpended (All Funds)	<u>1,010,174</u>	<u>1,371,492</u>	<u>1,796,938</u>	<u>N/A</u>
Unexpended, by Fund:				
General Revenue	1,010,174	1,371,492	1,796,938	N/A
Federal	0	0	0	N/A
Other	0	0	0	N/A



*Current Year restricted amount is as of September 1, 2023.
 Reverted includes the statutory three-percent reserve (when applicable).
 Restricted includes any Governor's Expenditure Restriction (when applicable).

CORE RECONCILIATION DETAIL

**DEPARTMENT OF SOCIAL SERVICES
SUPPLEMENTAL NURSING CARE**

5. CORE RECONCILIATION DETAIL

	Budget Class	FTE	GR	Federal	Other	Total	Explanation
TAFP AFTER VETOES							
	PD	0.00	25,420,885	0	0	25,420,885	
	Total	0.00	25,420,885	0	0	25,420,885	
DEPARTMENT CORE REQUEST							
	PD	0.00	25,420,885	0	0	25,420,885	
	Total	0.00	25,420,885	0	0	25,420,885	
GOVERNOR'S RECOMMENDED CORE							
	PD	0.00	25,420,885	0	0	25,420,885	
	Total	0.00	25,420,885	0	0	25,420,885	

DECISION ITEM SUMMARY

Budget Unit									
Decision Item	FY 2023	FY 2023	FY 2024	FY 2024	FY 2025	FY 2025	*****	*****	
Budget Object Summary	ACTUAL	ACTUAL	BUDGET	BUDGET	DEPT REQ	DEPT REQ	SECURED	SECURED	
Fund	DOLLAR	FTE	DOLLAR	FTE	DOLLAR	FTE	COLUMN	COLUMN	
SUPPLEMENTAL NURSING CARE									
CORE									
PROGRAM-SPECIFIC									
GENERAL REVENUE	23,623,947	0.00	25,420,885	0.00	25,420,885	0.00	0	0.00	
TOTAL - PD	23,623,947	0.00	25,420,885	0.00	25,420,885	0.00	0	0.00	
TOTAL	23,623,947	0.00	25,420,885	0.00	25,420,885	0.00	0	0.00	
GRAND TOTAL	\$23,623,947	0.00	\$25,420,885	0.00	\$25,420,885	0.00	\$0	0.00	

DECISION ITEM DETAIL

Budget Unit	FY 2023	FY 2023	FY 2024	FY 2024	FY 2025	FY 2025	*****	*****
Decision Item	ACTUAL	ACTUAL	BUDGET	BUDGET	DEPT REQ	DEPT REQ	SECURED	SECURED
Budget Object Class	DOLLAR	FTE	DOLLAR	FTE	DOLLAR	FTE	COLUMN	COLUMN
SUPPLEMENTAL NURSING CARE								
CORE								
PROGRAM DISTRIBUTIONS	23,623,947	0.00	25,420,885	0.00	25,420,885	0.00	0	0.00
TOTAL - PD	23,623,947	0.00	25,420,885	0.00	25,420,885	0.00	0	0.00
GRAND TOTAL	\$23,623,947	0.00	\$25,420,885	0.00	\$25,420,885	0.00	\$0	0.00
GENERAL REVENUE	\$23,623,947	0.00	\$25,420,885	0.00	\$25,420,885	0.00		0.00
FEDERAL FUNDS	\$0	0.00	\$0	0.00	\$0	0.00		0.00
OTHER FUNDS	\$0	0.00	\$0	0.00	\$0	0.00		0.00

PROGRAM DESCRIPTION

Department: Social Services

HB Section(s): 11.175

Program Name: Supplemental Nursing Care

Program is found in the following core budget(s): Supplemental Nursing Care

1a. What strategic priority does this program address?

Secure and sustain healthy and safe lives for individuals

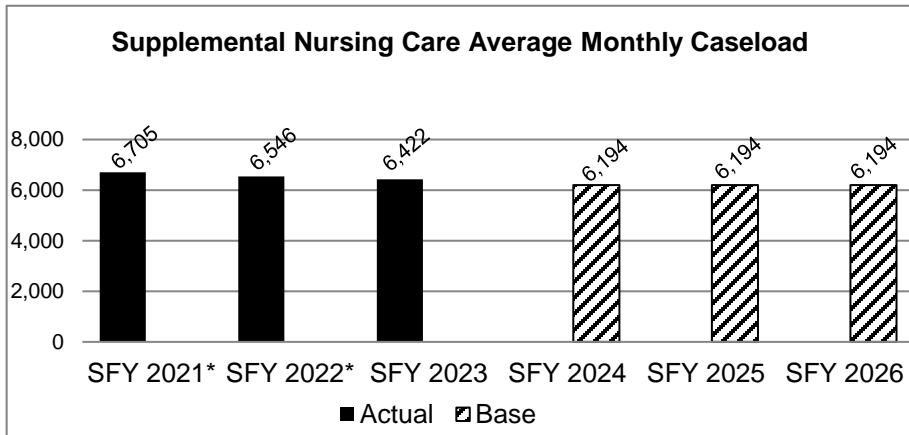
1b. What does this program do?

The Department of Social Services (DSS), Family Support Division (FSD) determines eligibility and administers this program to help aged, blind, and disabled Missourians by providing monthly cash benefits to supplement individual's costs for care in skilled nursing and assisted living facilities.

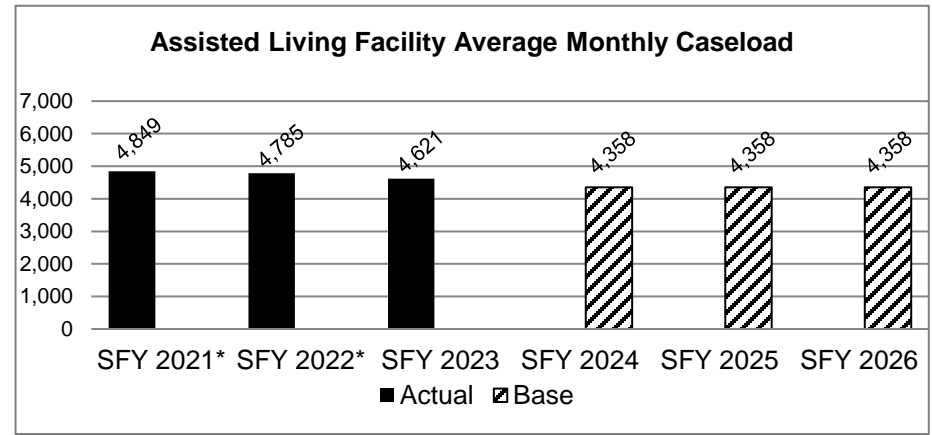
The Supplemental Nursing Care program provides monthly cash benefits to eligible persons in Residential Care Facilities, Assisted Living Facilities, and non-MO HealthNet certified areas of Intermediate Care Facilities or Skilled Nursing Facilities. These grants help low-income seniors and persons with disabilities afford adequate care and remain in a less restrictive environment for long term care, improving their quality of life. Supplemental Nursing Care (SNC) recipients must be 65 or over in age, or age 21 or over and permanently and totally disabled or blind and have insufficient income to meet the base facility charge.

An eligible adult, living in a licensed nursing facility and found medically eligible, may receive a maximum of \$390 monthly. If living in an assisted living facility, formerly known as a licensed residential care facility II (RCF-II), an eligible person may receive a maximum of \$292 monthly. An eligible adult, living in a licensed residential care facility I (RCF-I), may receive a maximum of \$156 monthly. Persons eligible for these cash benefits also receive a \$50 personal needs monthly allowance unless such needs are being met by the Department of Mental Health. This keeps people in a less restrictive and less costly environment than a nursing home.

2a. Provide an activity measure(s) for the program.



*SFY 2021 and SFY 2022 data reflects a decrease that could be attributed to changes that occurred due to the COVID-19 pandemic. Projections are based on current caseloads.



*SFY 2021 and SFY 2022 data reflects a decrease that could be attributed to changes that occurred due to the COVID-19 pandemic. Projections are based on current caseloads.

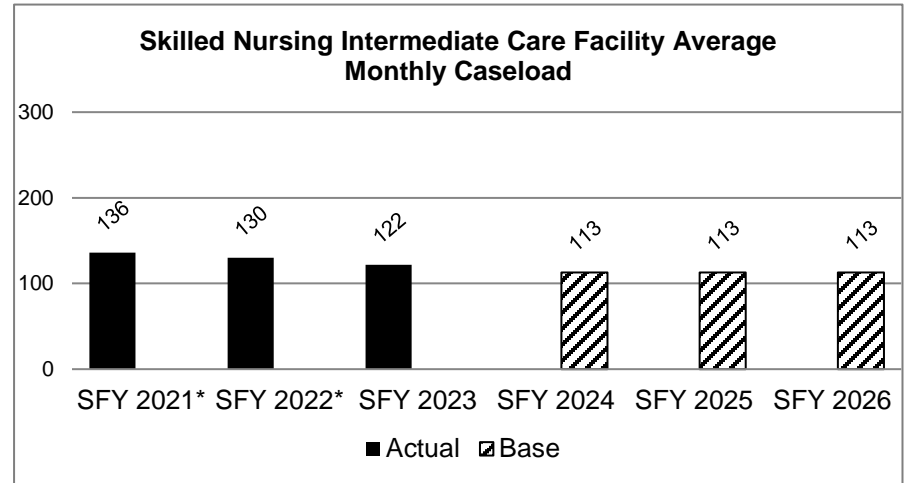
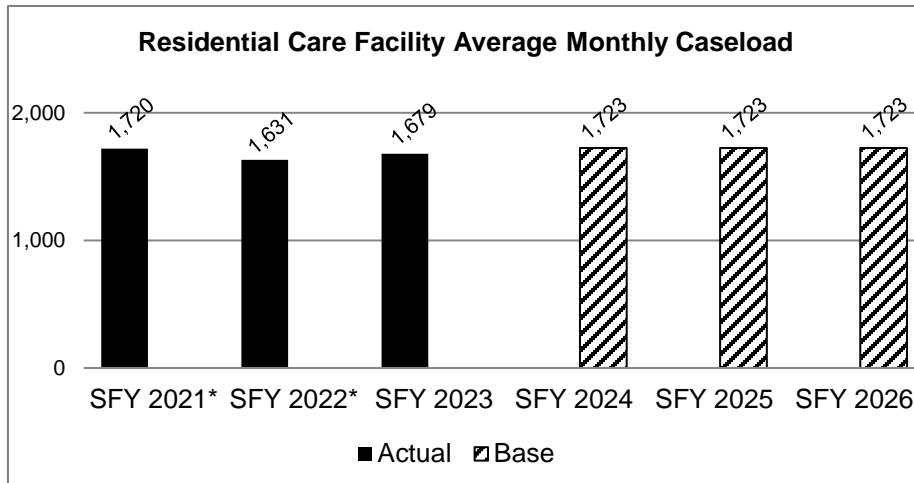
PROGRAM DESCRIPTION

Department: Social Services

HB Section(s): 11.175

Program Name: Supplemental Nursing Care

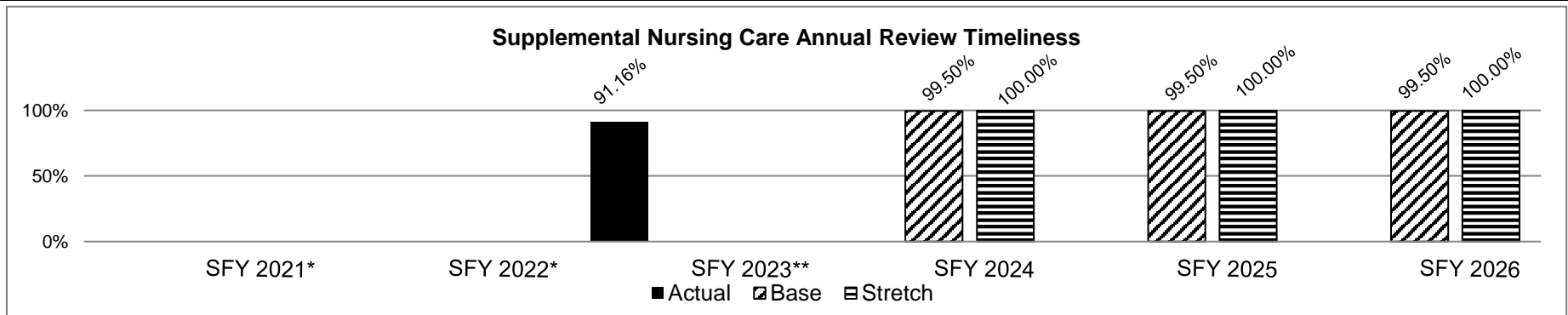
Program is found in the following core budget(s): Supplemental Nursing Care



*SFY 2021 and SFY 2022 data reflects a decrease that could be attributed to changes that occurred due to the COVID-19 pandemic. Projections are based on current caseloads.

*SFY 2021 and SFY 2022 data reflects a decrease that could be attributed to changes that occurred due to the COVID-19 pandemic. Projections are based on current caseloads.

2b. Provide a measure(s) of the program's quality.



This represents the percentage of total cases that are reviewed timely during the prior 12 months (annually).

*In SFY 2021 and 2022, there is no data to report as COVID-19 Public Health Emergency (PHE) guidelines suspended the requirements of Annual Renewals.

** SFY 2023 actual is reporting for June 2023 data only when annual renewals resumed.

PROGRAM DESCRIPTION

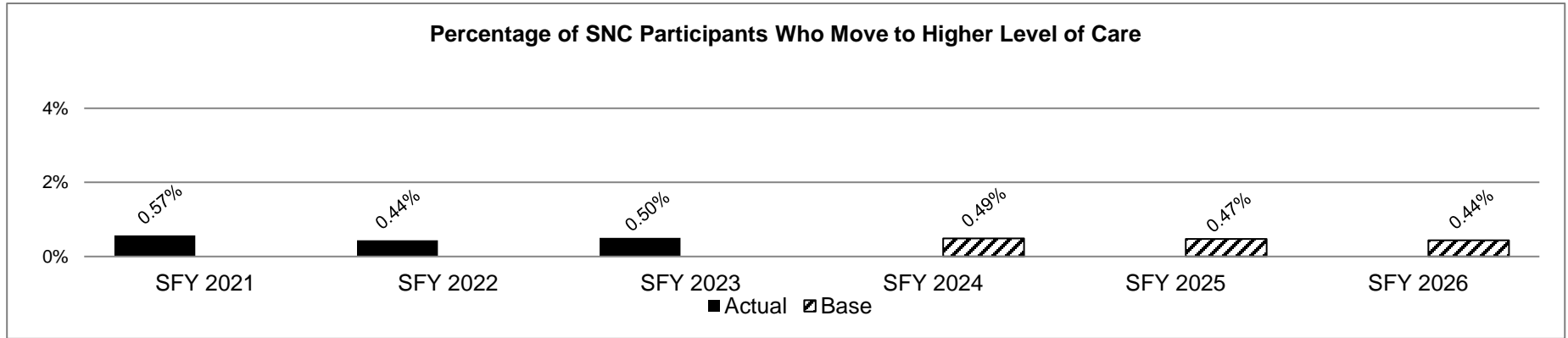
Department: Social Services

HB Section(s): 11.175

Program Name: Supplemental Nursing Care

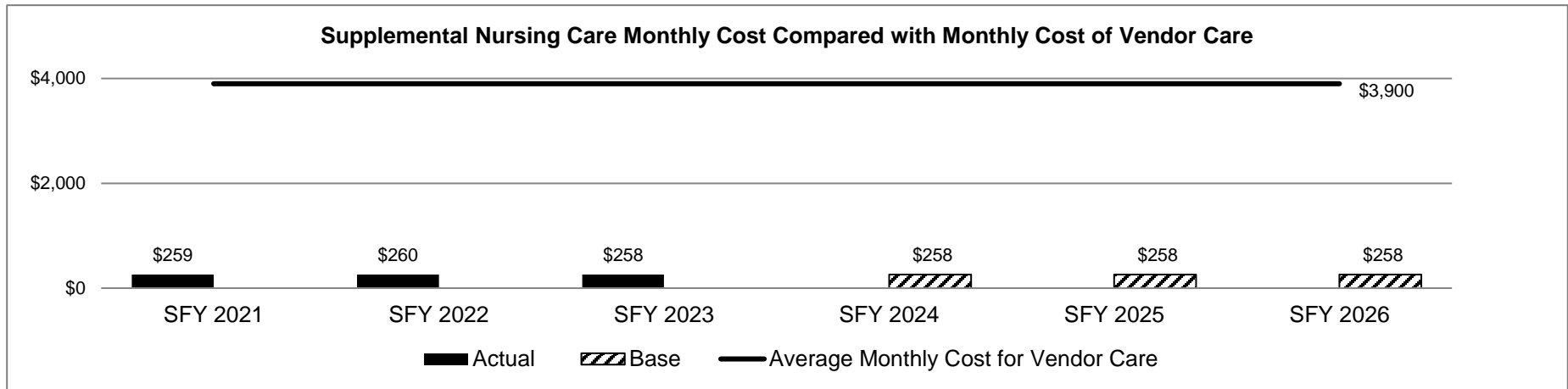
Program is found in the following core budget(s): Supplemental Nursing Care

2c. Provide a measure(s) of the program's impact.



This represents the percentage of Supplemental Nursing Care participants who leave SNC facilities and enter vendor (highest level of care in a skilled nursing facility) care.

2d. Provide a measure(s) of the program's efficiency.



PROGRAM DESCRIPTION

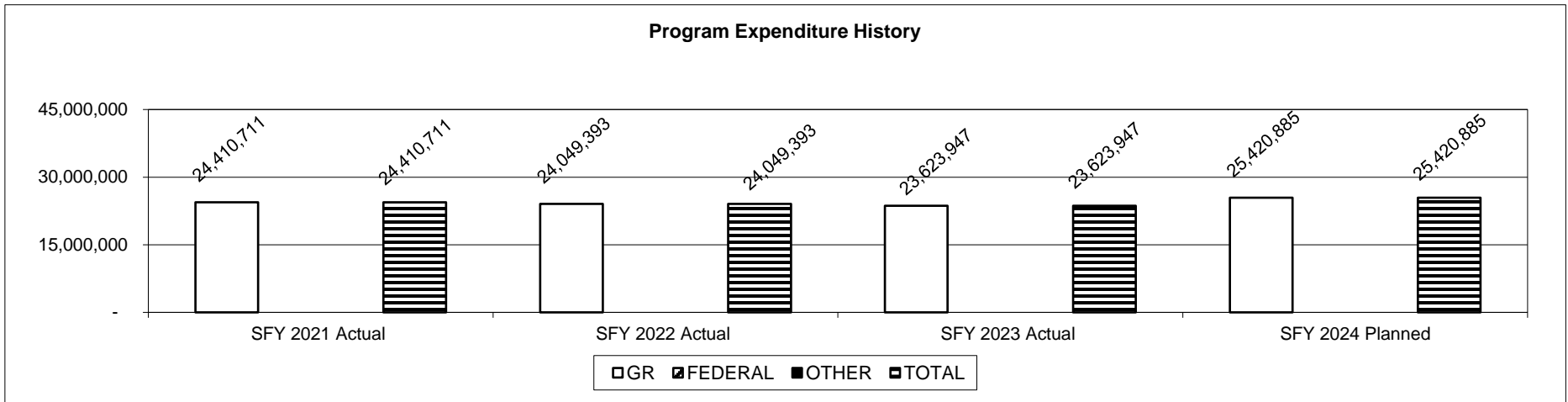
Department: Social Services

HB Section(s): 11.175

Program Name: Supplemental Nursing Care

Program is found in the following core budget(s): Supplemental Nursing Care

3. Provide actual expenditures for the prior three fiscal years and planned expenditures for the current fiscal year. (Note: Amounts do not include fringe benefit costs.)



4. What are the sources of the "Other " funds?

N/A

5. What is the authorization for this program, i.e., federal or state statute, etc.? (Include the federal program number, if applicable.)

State statute: Sections 208.016 & 208.030, RSMo.; Federal law: Section 1618 of the Social Security Act.

6. Are there federal matching requirements? If yes, please explain.

No.

7. Is this a federally mandated program? If yes, please explain.

Yes. Section 1618 of the Social Security Act, RSMo 208.030. It is an optional state program that provides monthly cash benefits for eligible persons in residential care facilities and in non-MO HealthNet certified areas of ICF/SNF nursing facilities. Federal law mandates that once a state exercises their option to operate a program it may not be terminated without losing all federal Medicaid Assistance.

Core - Blind Pension

CORE DECISION ITEM

Department: Social Services
 Division: Family Support
 Core: Blind Pension

Budget Unit: 90160C
 HB Section: 11.180

1. CORE FINANCIAL SUMMARY

	FY 2025 Budget Request			
	GR	Federal	Other	Total
PS	0	0	0	0
EE	0	0	0	0
PSD	0	0	38,920,024	38,920,024
TRF	0	0	0	0
Total	0	0	38,920,024	38,920,024
FTE	0.00	0.00	0.00	0.00

	FY 2025 Governor's Recommendation			
	GR	Federal	Other	Total
PS	0	0	0	0
EE	0	0	0	0
PSD	0	0	0	0
TRF	0	0	0	0
Total	0	0	0	0
FTE	0.00	0.00	0.00	0.00

Est. Fringe	0	0	0	0
--------------------	---	---	---	---

Note: Fringes budgeted in House Bill 5 except for certain fringes budgeted directly to MoDOT, Highway Patrol, and Conservation.

Est. Fringe	0	0	0	0
--------------------	---	---	---	---

Note: Fringes budgeted in House Bill 5 except for certain fringes budgeted directly to MoDOT, Highway Patrol, and Conservation.

Other Funds: Blind Pension Fund (0621) - \$38,920,024

Other Funds: N/A

2. CORE DESCRIPTION

This appropriation provides assistance to two groups:

Assistance for blind persons who do not qualify under the supplemental aid to the blind law and who are not eligible for Supplemental Security Income benefits (Blind Pension Program); and
 Assistance for blind persons who meet certain requirements with reasonable subsistence in accordance with standards developed by the Family Support Division (Supplemental Aid to the Blind Program).

The revenue source for the Blind Pension Fund comes from an annual tax of three cents (\$.03) on each one hundred dollar (\$100) valuation on taxable property (Section 209.130, RSMo.).

3. PROGRAM LISTING (list programs included in this core funding)

Blind Pension

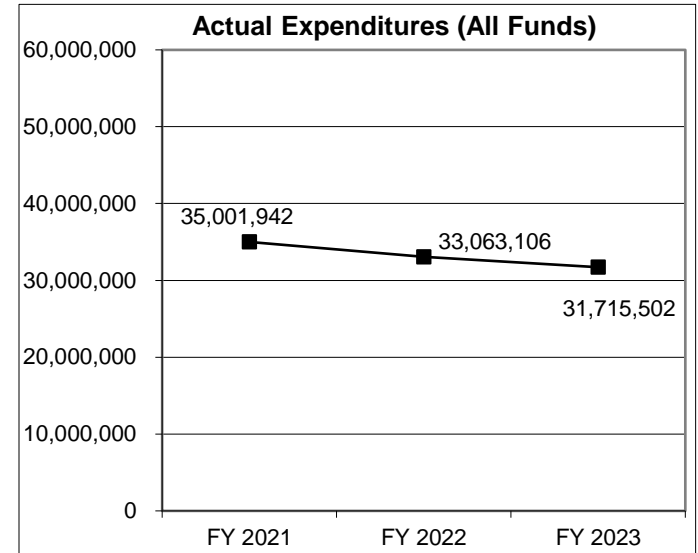
CORE DECISION ITEM

Department: Social Services
Division: Family Support
Core: Blind Pension

Budget Unit: 90160C
HB Section: 11.180

4. FINANCIAL HISTORY

	FY 2021 Actual	FY 2022 Actual	FY 2023 Actual	FY 2024 Current Yr.
Appropriation (All Funds)	38,162,368	37,262,368	37,262,368	38,920,024
Less Reverted (All Funds)	0	0	0	0
Less Restricted (All Funds)*	0	0	0	0
Budget Authority (All Funds)	<u>38,162,368</u>	<u>37,262,368</u>	<u>37,262,368</u>	<u>38,920,024</u>
Actual Expenditures (All Funds)	35,001,942	33,063,106	31,715,502	N/A
Unexpended (All Funds)	<u>3,160,426</u>	<u>4,199,262</u>	<u>5,546,866</u>	<u>N/A</u>
Unexpended, by Fund:				
General Revenue	359,663	0	0	N/A
Federal	0	0	0	N/A
Other	2,800,763	4,199,262	5,546,866	N/A
	(1)	(2)		(3)



*Current Year restricted amount is as of September 1, 2023.
 Reverted includes the statutory three-percent reserve (when applicable).
 Restricted includes any Governor's Expenditure Restriction (when applicable).

NOTES:

- (1)** FY 2021 - There was a core reduction of \$10,591,850, to reflect prior settlement claims paid. There was a \$300,000 transfer from GR to the Blind Pension fund to reflect the final Blind Pension Settlement remainder.
- (2)** FY 2022 - There was a reduction of core transfer of \$900,000 (\$600,000 GR; \$300,000 Other Funds).
- (3)** FY 2024 - There was an increase of \$1,657,656 for a Blind Pension rate increase of \$39/mo. from \$750 to \$789.

CORE RECONCILIATION DETAIL

**DEPARTMENT OF SOCIAL SERVICES
BLIND PENSIONS**

5. CORE RECONCILIATION DETAIL

	Budget Class	FTE	GR	Federal	Other	Total	Explanation
TAFP AFTER VETOES							
	PD	0.00	0	0	38,920,024	38,920,024	
	Total	0.00	0	0	38,920,024	38,920,024	
DEPARTMENT CORE REQUEST							
	PD	0.00	0	0	38,920,024	38,920,024	
	Total	0.00	0	0	38,920,024	38,920,024	
GOVERNOR'S RECOMMENDED CORE							
	PD	0.00	0	0	38,920,024	38,920,024	
	Total	0.00	0	0	38,920,024	38,920,024	

DECISION ITEM SUMMARY

Budget Unit									
Decision Item	FY 2023	FY 2023	FY 2024	FY 2024	FY 2025	FY 2025	*****	*****	
Budget Object Summary	ACTUAL	ACTUAL	BUDGET	BUDGET	DEPT REQ	DEPT REQ	SECURED	SECURED	
Fund	DOLLAR	FTE	DOLLAR	FTE	DOLLAR	FTE	COLUMN	COLUMN	
BLIND PENSIONS									
CORE									
PROGRAM-SPECIFIC									
BLIND PENSION	31,715,502	0.00	38,920,024	0.00	38,920,024	0.00	0	0.00	
TOTAL - PD	31,715,502	0.00	38,920,024	0.00	38,920,024	0.00	0	0.00	
TOTAL	31,715,502	0.00	38,920,024	0.00	38,920,024	0.00	0	0.00	
Blind Pension Rate Increase - 1886007									
PROGRAM-SPECIFIC									
BLIND PENSION	0	0.00	0	0.00	1,593,540	0.00	0	0.00	
TOTAL - PD	0	0.00	0	0.00	1,593,540	0.00	0	0.00	
TOTAL	0	0.00	0	0.00	1,593,540	0.00	0	0.00	
GRAND TOTAL	\$31,715,502	0.00	\$38,920,024	0.00	\$40,513,564	0.00	\$0	0.00	

DECISION ITEM DETAIL

Budget Unit	FY 2023	FY 2023	FY 2024	FY 2024	FY 2025	FY 2025	*****	*****
Decision Item	ACTUAL	ACTUAL	BUDGET	BUDGET	DEPT REQ	DEPT REQ	SECURED	SECURED
Budget Object Class	DOLLAR	FTE	DOLLAR	FTE	DOLLAR	FTE	COLUMN	COLUMN
BLIND PENSIONS								
CORE								
PROGRAM DISTRIBUTIONS	31,715,502	0.00	38,920,024	0.00	38,920,024	0.00	0	0.00
TOTAL - PD	31,715,502	0.00	38,920,024	0.00	38,920,024	0.00	0	0.00
GRAND TOTAL	\$31,715,502	0.00	\$38,920,024	0.00	\$38,920,024	0.00	\$0	0.00
GENERAL REVENUE	\$0	0.00	\$0	0.00	\$0	0.00		0.00
FEDERAL FUNDS	\$0	0.00	\$0	0.00	\$0	0.00		0.00
OTHER FUNDS	\$31,715,502	0.00	\$38,920,024	0.00	\$38,920,024	0.00		0.00

PROGRAM DESCRIPTION

Department: Social Services

HB Section(s): 11.180

Program Name: Blind Pension

Program is found in the following core budget(s): Blind Pension

1a. What strategic priority does this program address?

Secure and sustain healthy and safe lives for individuals

1b. What does this program do?

The Department of Social Services (DSS), Family Support Division (FSD) determines eligibility and administers this program to help blind Missourians by providing monthly cash benefits.

The Blind Pension Program is cash assistance for blind persons who do not qualify under the supplemental aid to the blind law and who are not eligible for Supplemental Security Income benefits. The Supplemental Aid to the Blind Program is cash assistance for blind persons who meet certain requirements with reasonable subsistence in accordance with standards developed by the Family Support Division. In addition to the cash grant, individuals in both programs are provided with medical coverage from MO HealthNet's budget.

HB 2171 (2018) was implemented to ensure that only eligible blind Missourians are receiving benefits.

Each person eligible for Blind Pension receives a monthly cash grant and medical coverage funded by MO HealthNet, depending on eligibility. The grant is \$789. Eligibility requirements of the Blind Pension program:

- Must be 18 years of age or older;
- Missouri resident;
- United States citizen or eligible non-citizen;
- Has not given away, sold, or transferred real or personal property in order to be eligible for Blind Pension;
- Single, or married and living with spouse, and does not own real or personal property (excluding their residence) worth \$30,000 or more, with the first \$100,000 in an individual's Achieving a Better Life Experience (ABLE) account excluded;
- Determined to be totally blind as defined by law (vision cannot be corrected to better than 5/200 in the better eye or visual field of less than or equal to 5 degrees in the better eye for at least 12 months);
- Willing to have a medical treatment or an operation to cure their blindness unless they are 75 years old or older;
- Is not a resident of a public, private, or endowed institution except a public medical institution;
- Shall not obtain, maintain, or renew a driver license, or operate a motor vehicle with or without a valid driver's license;
- Has not pleaded guilty or been found to have violated provisions of Sections 209.010 to 209.160, RSMo.; and
- A sighted spouse may not have an annual income that is equal to or greater than 500% of the federal poverty level (FPL).

PROGRAM DESCRIPTION

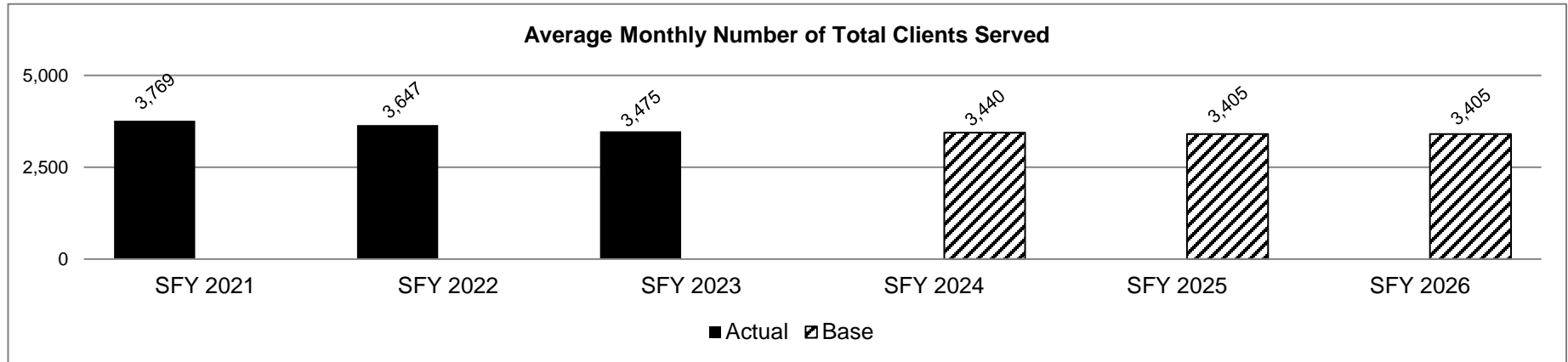
Department: Social Services
Program Name: Blind Pension
Program is found in the following core budget(s): Blind Pension

HB Section(s): 11.180

Supplemental Aid to the Blind (SAB) is operated in Missouri in conjunction with a totally state-supported blind pension program. Eligible individuals receive a monthly cash grant and Title XIX MO HealthNet benefits. The grant is the difference between the maximum grant (\$789) and the SSI payment that the individual receives. Eligibility requirements for the SAB program:

- Must be 18 years of age or older;
- Missouri resident;
- Single and does not own real or personal property (excluding their residence) worth more than \$5,726 or, if married and living with spouse, does not own real or personal property worth more than \$11,452 individually or jointly;
- Determined to be totally blind as defined by law (vision cannot be corrected to better than 5/200 in the better eye or visual field of less than or equal to 5 degrees in the better eye for at least 12 months);
- Is not a resident of a public, private or endowed institution except a public medical institution; and
- Has applied for Supplemental Security Income (SSI).

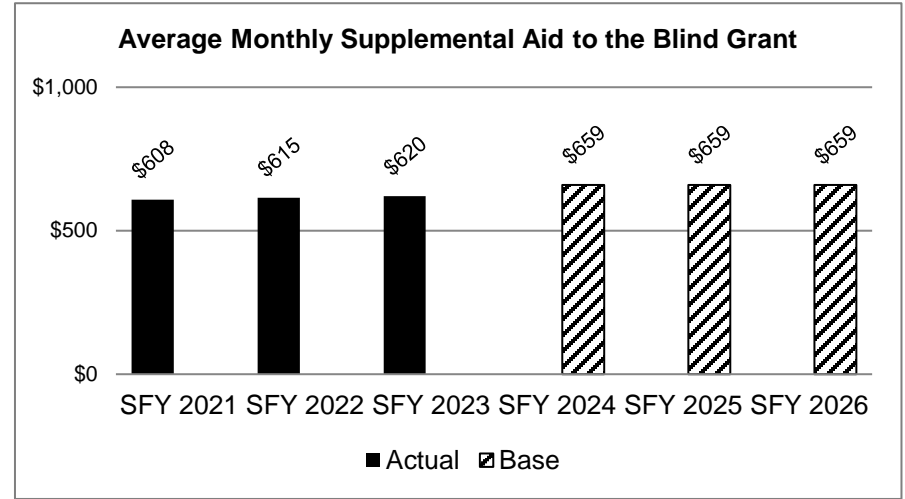
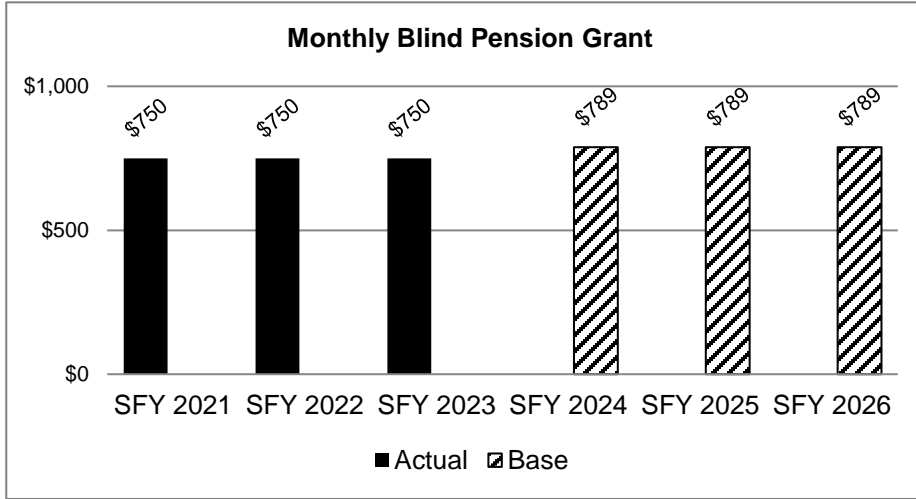
2a. Provide an activity measure(s) for the program.



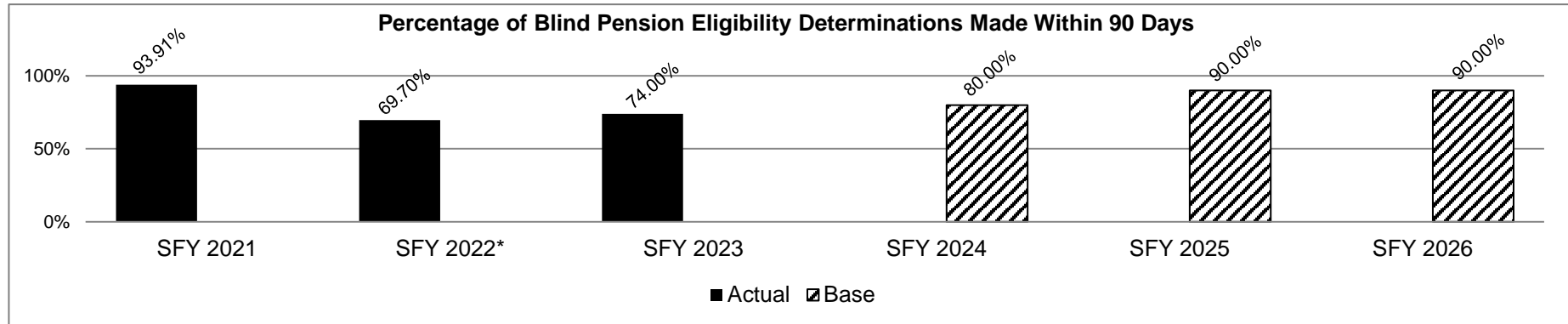
PROGRAM DESCRIPTION

Department: Social Services
Program Name: Blind Pension
Program is found in the following core budget(s): Blind Pension

HB Section(s): 11.180



2b. Provide a measure(s) of the program's quality.




*SFY 2022 decrease can be attributed to an influx of applications for the Adult Expansion Group (AEG). This is projected to increase as the AEG population stabilizes and the number of applications decrease.

PROGRAM DESCRIPTION

Department: Social Services
Program Name: Blind Pension
Program is found in the following core budget(s): Blind Pension

HB Section(s): 11.180

2c. Provide a measure(s) of the program's impact.

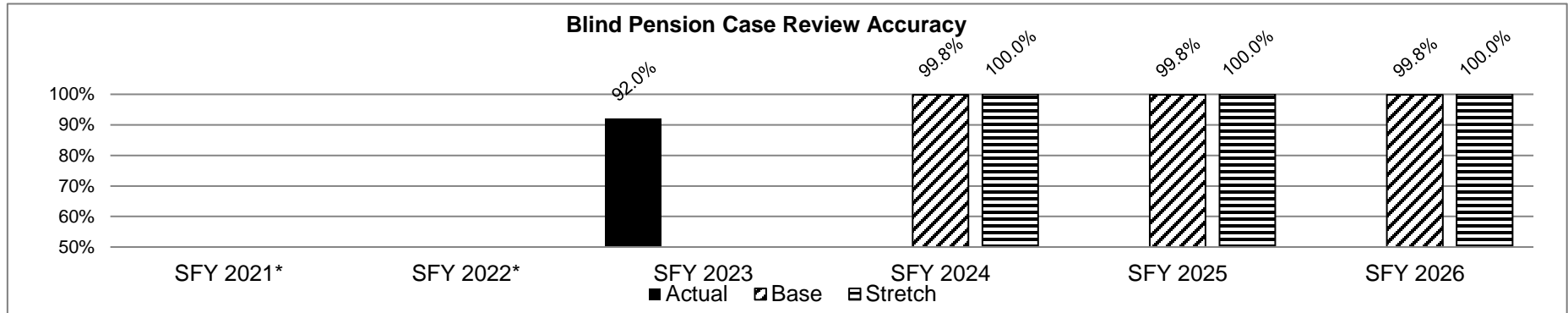


The Family Support Division began referring newly approved Blind Pension recipients and current recipients, upon request, to Rehabilitation Services for the Blind in SFY 2019. Participation in RSB services is not required for individuals to receive Blind Pension.

*SFY 2021 and SFY 2022 data reflects a decrease that occurred as a result of the COVID-19 pandemic.

**SFY 2023 - There has been a reduction in the number of Blind Pension applicants determined eligible which has resulted in a reduction in referrals.

2d. Provide a measure(s) of the program's efficiency.



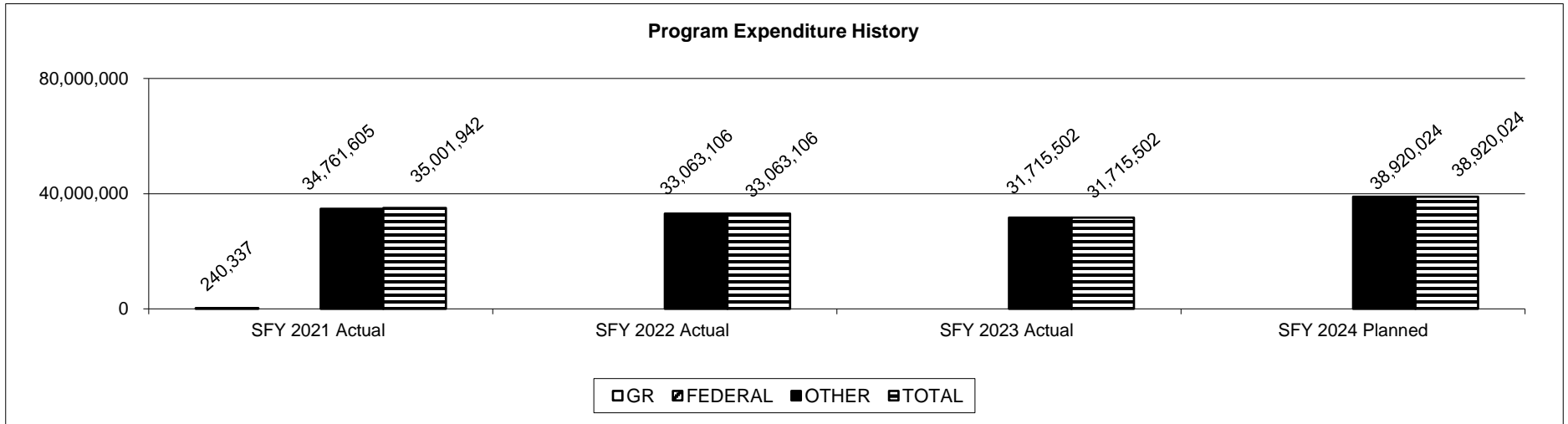
*In SFY 2021 and SFY 2022 there is no data to report as COVID-19 Public Health Emergency guidelines suspended the requirement of case reviews.

PROGRAM DESCRIPTION

Department: Social Services
 Program Name: Blind Pension
 Program is found in the following core budget(s): Blind Pension

HB Section(s): 11.180

3. Provide actual expenditures for the prior three fiscal years and planned expenditures for the current fiscal year. (Note: Amounts do not include fringe benefit costs.)



4. What are the sources of the "Other " funds?

Blind Pension Fund (0621)

5. What is the authorization for this program, i.e., federal or state statute, etc.? (Include the federal program number, if applicable.)

State statute: Chapter 209 and Sections 208.020 and 208.030 RSMo., Missouri Constitution, Article III, Section 38 (b).

6. Are there federal matching requirements? If yes, please explain.

No.

7. Is this a federally mandated program? If yes, please explain.

Blind Pension is not federally mandated because it is a fully state-funded program. SAB is mandated through the receipt of federal funds. Federal law mandates that once a state exercises their option to operate a program, such as SAB, it may not be terminated without losing all federal medical assistance.

NDI - Blind Pension Rate Increase

NEW DECISION ITEM

Department: Social Services
Division: Family Support
DI Name: Blind Pension Rate Increase **DI# 1886007**

Budget Unit 90160C
HB Section 11.180

1. AMOUNT OF REQUEST

	FY 2025 Budget Request			
	GR	Federal	Other	Total
PS	0	0	0	0
EE	0	0	0	0
PSD	0	0	1,593,540	1,593,540
TRF	0	0	0	0
Total	0	0	1,593,540	1,593,540

	FY 2025 Governor's Recommendation			
	GR	Federal	Other	Total
PS	0	0	0	0
EE	0	0	0	0
PSD	0	0	0	0
TRF	0	0	0	0
Total	0	0	0	0

FTE **0.00** **0.00** **0.00** **0.00**

FTE **0.00** **0.00** **0.00** **0.00**

Est. Fringe	0	0	0	0
--------------------	---	---	---	---

Est. Fringe	0	0	0	0
--------------------	---	---	---	---

Note: Fringes budgeted in House Bill 5 except for certain fringes budgeted directly to MoDOT, Highway Patrol, and Conservation.

Note: Fringes budgeted in House Bill 5 except for certain fringes budgeted directly to MoDOT, Highway Patrol, and Conservation.

Other Funds: Blind Pension (0621)- \$1,593,540
 Non-Counts: N/A

Other Funds: N/A
 Non-Counts: N/A

2. THIS REQUEST CAN BE CATEGORIZED AS:

<input type="checkbox"/> New Legislation	<input type="checkbox"/> New Program	<input type="checkbox"/> Fund Switch
<input type="checkbox"/> Federal Mandate	<input type="checkbox"/> Program Expansion	<input type="checkbox"/> Cost to Continue
<input type="checkbox"/> GR Pick-Up	<input type="checkbox"/> Space Request	<input type="checkbox"/> Equipment Replacement
<input type="checkbox"/> Pay Plan	<input checked="" type="checkbox"/> Other: <u>Rate Increase</u>	

3. WHY IS THIS FUNDING NEEDED? PROVIDE AN EXPLANATION FOR ITEMS CHECKED IN #2. INCLUDE THE FEDERAL OR STATE STATUTORY OR CONSTITUTIONAL AUTHORIZATION FOR THIS PROGRAM.

Section 209.040 subsection 6, RSMo. states "The Department of Social Services shall submit to the General Assembly a projected estimate of the monthly pension payment for each upcoming fiscal year with the department's proposed budget request for each upcoming fiscal year. The estimate may consider projected revenues from the tax levied under section 209.130, the projected balance in the blind pension fund, projected cash flow estimates to the blind pension fund, and estimates of the number of persons eligible to receive blind pension payments in each upcoming fiscal year. The Department may consult with the state treasurer, the Department of Revenue, and other sources in estimating projected revenues under this subsection. The estimated change in the monthly pension payment for each upcoming fiscal year shall be calculated as follows: one-twelfth of the quotient obtained by dividing seventy-five percent of the annual change in the amount of funds in the blind pension fund for the preceding fiscal year by the projected number of persons eligible to receive the monthly pension provided in subsection 1 of this section."

Based on this methodology, the Division is requesting a rate increase of \$39 per month for Blind Pension recipients (from \$789 to \$828 and a maximum grant of \$698 for Supplemental Aid to the Blind recipients).

NEW DECISION ITEM

Department: Social Services
Division: Family Support
DI Name: Blind Pension Rate Increase **DI# 1886007**

Budget Unit **90160C**
HB Section **11.180**

4. DESCRIBE THE DETAILED ASSUMPTIONS USED TO DERIVE THE SPECIFIC REQUESTED AMOUNT. (How did you determine that the requested number of FTE were appropriate? From what source or standard did you derive the requested levels of funding? Were alternatives such as outsourcing or automation considered? If based on new legislation, does request tie to TAFP fiscal note? If not, explain why. Detail which portions of the request are one-times and how those amounts were calculated.)

Blind Pension Rate Change Based on Prior Statute

FY 2025 Revenue Estimate

FY 2022 Actual	\$39,771,524	
FY 2023 Actual	\$41,900,031	
Increase from FY2022 to FY2023		\$2,128,507
FY 2024 Estimated Increase (same as 2023)		\$2,128,507
FY 2025 Estimated Increase (same as 2023)		\$2,128,507

FY 2025 Total Monthly Caseload Estimate

FY 2023 Actual	3,475		
FY 2024 Estimate*	3,440	(35)	-1.01% Based on 4 year avg
FY 2025 Estimate*	3,405	(35)	-1.01%

*Caseload change is based on a 4-year average.

Calculate Base Rate Increase

Revenue Growth	\$2,128,507	
x 75%	x 0.75	
	<u>1,596,380</u>	
Est. Annual BP Caseload	÷ 40,860	(Total Monthly Caseload Est. x 12)
Base Rate Increase	\$39.07	

FY 2024 Rate	\$789
FY 2025 Rate Change (rounded)	<u>\$39</u>
	\$828

FY 2025 Rate Increase \$39

FY 2025 Rate Change Request

FY 2025 Rate Change Request	\$39
FY 2025 Monthly Estimated Caseload	<u>3,405</u>
FY 2025 BP Rate Change Request	\$1,593,540

NEW DECISION ITEM

Department: Social Services
Division: Family Support
DI Name: Blind Pension Rate Increase **DI# 1886007**

Budget Unit **90160C**
HB Section **11.180**

5. BREAK DOWN THE REQUEST BY BUDGET OBJECT CLASS, JOB CLASS, AND FUND SOURCE. IDENTIFY ONE-TIME COSTS.

Budget Object Class/Job Class	Dept Req GR DOLLARS	Dept Req GR FTE	Dept Req FED DOLLARS	Dept Req FED FTE	Dept Req OTHER DOLLARS	Dept Req OTHER FTE	Dept Req TOTAL DOLLARS	Dept Req TOTAL FTE	Dept Req One-Time DOLLARS
Total PS	0	0.0	0	0.0	0	0.0	0	0.0	0
Total EE	0		0		0		0		0
Program Distributions (BOBC 800)					1,593,540		1,593,540		
Total PSD	0		0		1,593,540		1,593,540		0
Transfers					0		0		0
Total TRF	0		0		0		0		0
Grand Total	0	0.0	0	0.0	1,593,540	0.0	1,593,540	0.0	0

Budget Object Class/Job Class	Gov Rec GR DOLLARS	Gov Rec GR FTE	Gov Rec FED DOLLARS	Gov Rec FED FTE	Gov Rec OTHER DOLLARS	Gov Rec OTHER FTE	Gov Rec TOTAL DOLLARS	Gov Rec TOTAL FTE	Gov Rec One-Time DOLLARS
Total PS	0	0.0	0	0.0	0	0.0	0	0.0	0
Total EE	0		0		0		0		0
Program Distributions							0		
Total PSD	0		0		0		0		0
Transfers					0		0		0
Total TRF	0		0		0		0		0
Grand Total	0	0.0	0	0.0	0	0.0	0	0.0	0

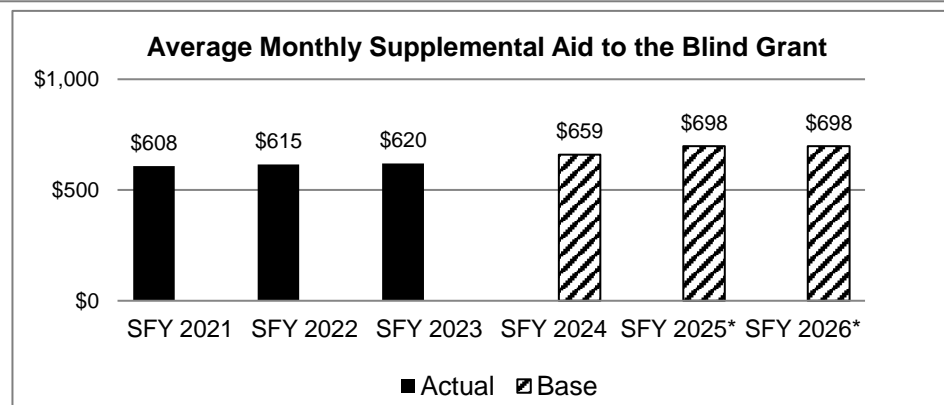
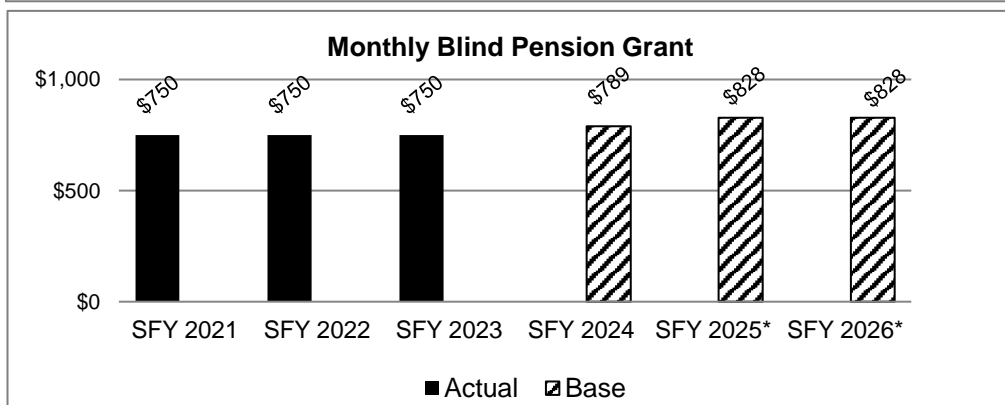
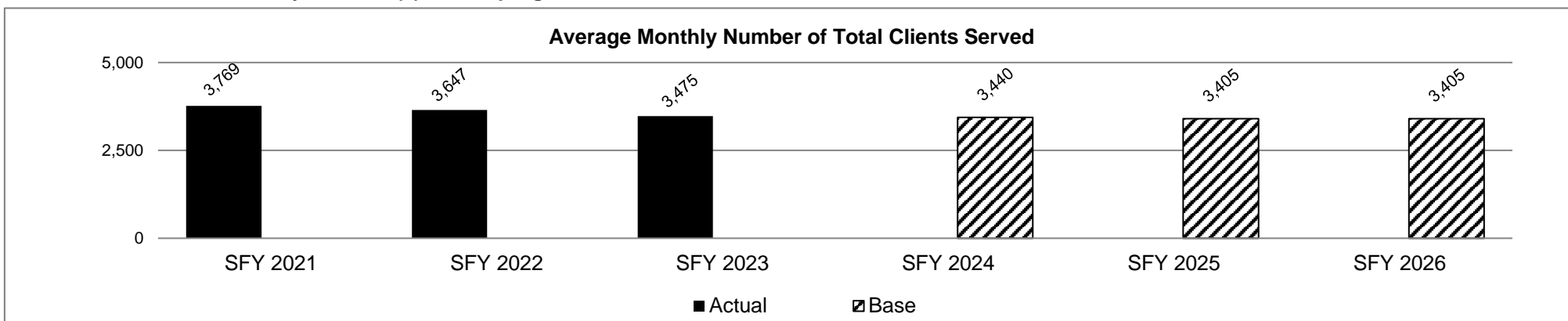
NEW DECISION ITEM

Department: Social Services
Division: Family Support
DI Name: Blind Pension Rate Increase **DI# 1886007**

Budget Unit **90160C**
HB Section **11.180**

6. PERFORMANCE MEASURES (If new decision item has an associated core, separately identify projected performance with & without additional funding.)

6a. Provide an activity measure(s) for the program.



*Includes requested rate increase.

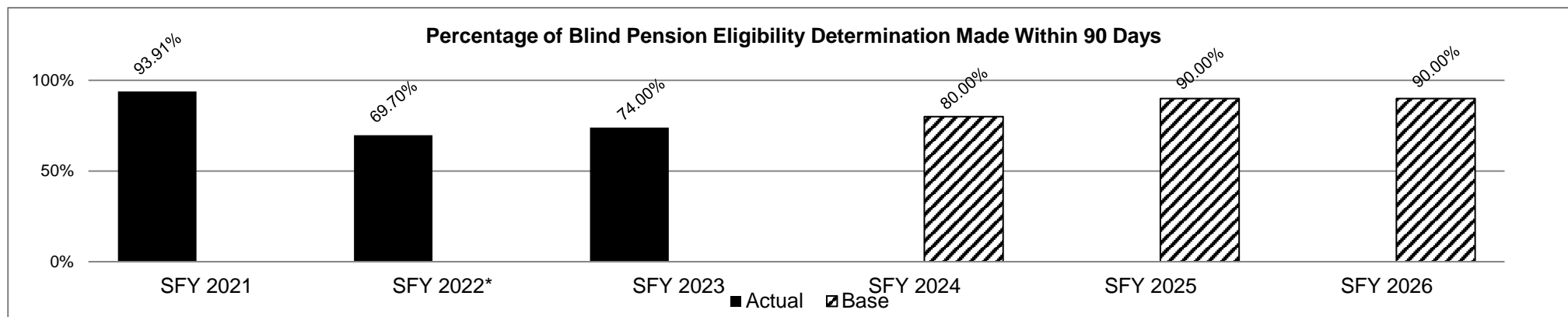
*Includes requested rate increase.

NEW DECISION ITEM

Department: Social Services
Division: Family Support
DI Name: Blind Pension Rate Increase **DI# 1886007**

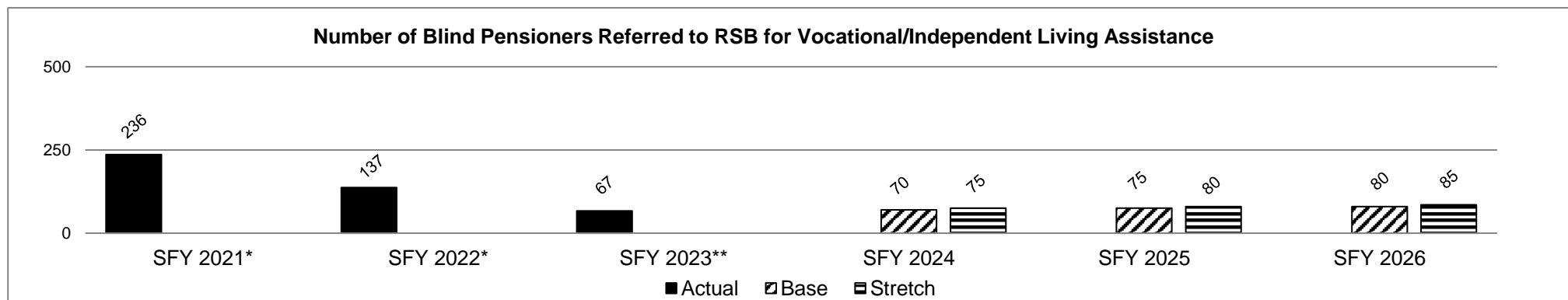
Budget Unit **90160C**
HB Section **11.180**

6b. Provide a measure(s) of the program's quality.



*SFY 2022 decrease can be attributed to an influx of applications for the Adult Expansion Group (AEG). This is projected to increase as the AEG stabilizes and the number of applications decrease.

6c. Provide a measure(s) of the program's impact.



The Family Support Division began referring newly approved Blind Pension recipients and current recipients, upon request, to Rehabilitation Services for the Blind in SFY 2019. Participation in RSB services is not required for individuals to receive Blind Pension.

* SFY 2021 and SFY 2022 data reflects a decrease that occurred as a result of the COVID-19 pandemic.

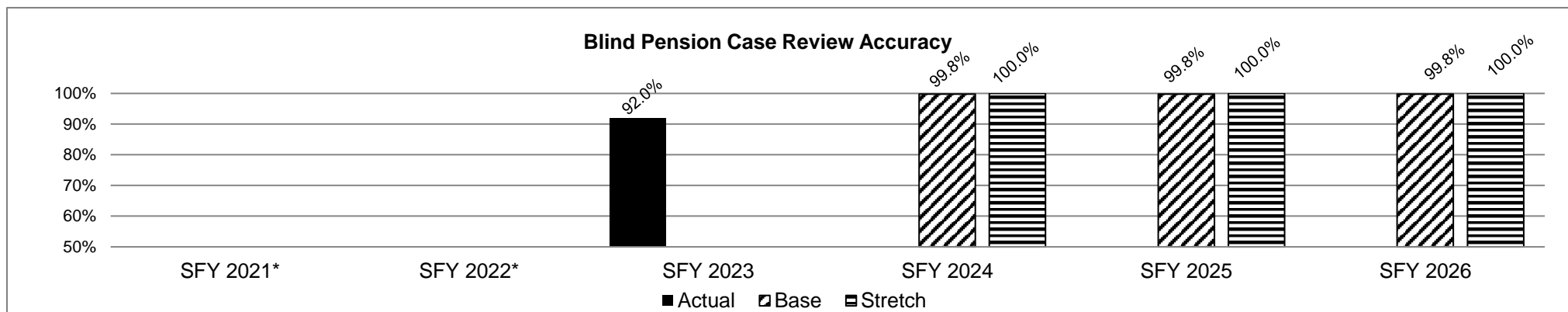
** SFY 2023 - There has been a reduction in the number of Blind Pension applicants determined eligible which has resulted in a reduction in referrals.

NEW DECISION ITEM

Department: Social Services
Division: Family Support
DI Name: Blind Pension Rate Increase **DI# 1886007**

Budget Unit **90160C**
HB Section **11.180**

6d. Provide a measure(s) of the program's efficiency.



*In SFY 2021 and SFY 2022 there is no data to report as COVID-19 Public Health Emergency guidelines suspended the requirement of case reviews.

7. STRATEGIES TO ACHIEVE THE PERFORMANCE MEASUREMENT TARGETS:

The Department is working to develop strategies.

DECISION ITEM DETAIL

Budget Unit	FY 2023	FY 2023	FY 2024	FY 2024	FY 2025	FY 2025	*****	*****
Decision Item	ACTUAL	ACTUAL	BUDGET	BUDGET	DEPT REQ	DEPT REQ	SECURED	SECURED
Budget Object Class	DOLLAR	FTE	DOLLAR	FTE	DOLLAR	FTE	COLUMN	COLUMN
BLIND PENSIONS								
Blind Pension Rate Increase - 1886007								
PROGRAM DISTRIBUTIONS	0	0.00	0	0.00	1,593,540	0.00	0	0.00
TOTAL - PD	0	0.00	0	0.00	1,593,540	0.00	0	0.00
GRAND TOTAL	\$0	0.00	\$0	0.00	\$1,593,540	0.00	\$0	0.00
GENERAL REVENUE	\$0	0.00	\$0	0.00	\$0	0.00		0.00
FEDERAL FUNDS	\$0	0.00	\$0	0.00	\$0	0.00		0.00
OTHER FUNDS	\$0	0.00	\$0	0.00	\$1,593,540	0.00		0.00

Core – Blind Administration

CORE DECISION ITEM

Department: Social Services
 Division: Family Support
 Core: Blind Administration

Budget Unit: 90177C
 HB Section: 11.185

1. CORE FINANCIAL SUMMARY

	FY 2025 Budget Request			
	GR	Federal	Other	Total
PS	1,025,139	3,798,319	0	4,823,458
EE	135,319	750,954	0	886,273
PSD	396	2,078	0	2,474
TRF	0	0	0	0
Total	1,160,854	4,551,351	0	5,712,205
FTE	23.45	79.24	0.00	102.69

	FY 2025 Governor's Recommendation			
	GR	Federal	Other	Total
PS	0	0	0	0
EE	0	0	0	0
PSD	0	0	0	0
TRF	0	0	0	0
Total	0	0	0	0
FTE	0.00	0.00	0.00	0.00

Est. Fringe	734,265	2,605,739	0	3,340,004
--------------------	---------	-----------	---	-----------

Note: Fringes budgeted in House Bill 5 except for certain fringes budgeted directly to MoDOT, Highway Patrol, and Conservation.

Est. Fringe	0	0	0	0
--------------------	---	---	---	---

Note: Fringes budgeted in House Bill 5 except for certain fringes budgeted directly to MoDOT, Highway Patrol, and Conservation.

Other Funds: N/A

Other Funds: N/A

2. CORE DESCRIPTION

This appropriation provides funding for personal services, expense and equipment, and communication costs for both field and central office staff to administer the Services for the Visually Impaired programs.

3. PROGRAM LISTING (list programs included in this core funding)

Blind Administration

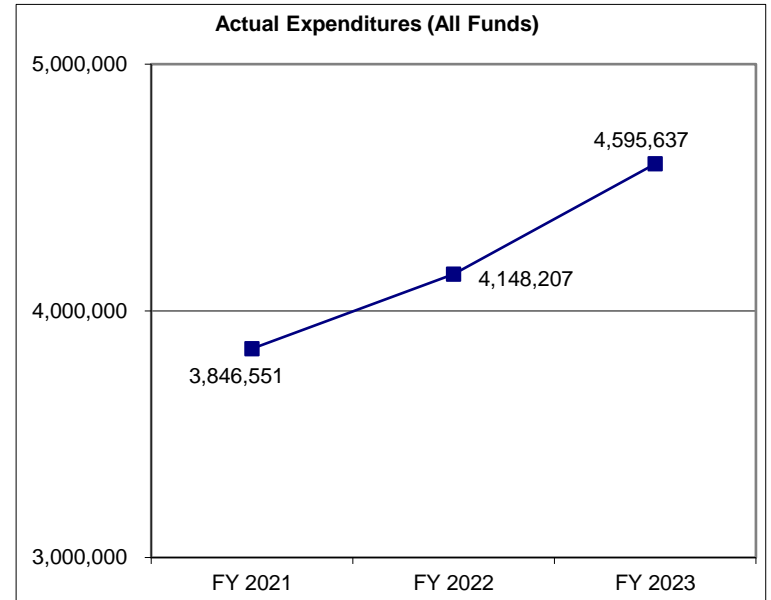
CORE DECISION ITEM

Department: Social Services
Division: Family Support
Core: Blind Administration

Budget Unit: 90177C
HB Section: 11.185

4. FINANCIAL HISTORY

	FY 2021 Actual	FY 2022 Actual	FY 2023 Actual	FY 2024 Current Yr.
Appropriation (All Funds)	4,972,204	5,015,977	5,322,865	5,712,205
Less Reverted (All Funds)	(30,114)	(30,375)	(32,314)	(34,825)
Less Restricted (All Funds)*	0	0	0	0
Budget Authority (All Funds)	4,942,090	4,985,602	5,290,551	5,677,380
Actual Expenditures (All Funds)	3,846,551	4,148,207	4,595,637	N/A
Unexpended (All Funds)	1,095,539	837,395	694,914	N/A
Unexpended, by Fund:				
General Revenue	5,073	25,904	114,733	N/A
Federal	1,090,466	811,491	580,181	N/A
Other	0	0	0	N/A
	(1)	(2)	(3)	(4)



*Current Year restricted amount is as of September 1, 2023.
 Reverted includes the statutory three-percent reserve (when applicable).
 Restricted includes any Governor's Expenditure Restriction (when applicable).

NOTES:

- (1)** FY 2021 - There were two different pay plan increases for a total of \$78,867 (\$30,008 GR; \$48,859 FF) and a core reallocation of \$3,746 (\$1,294 GR; \$2,452 FF) for mileage reimbursement.
- (2)** FY 2022 - There was a pay plan increase of \$40,922 (\$8,696 GR; \$32,226 FF) and an increase of \$2,851 FF for mileage reimbursement.
- (3)** FY 2023 - There were pay plan increases of \$304,037 (\$64,617 GR; \$239,420 FF) and an increase of \$2,851 FF for mileage reimbursement.
- (4)** FY 2024 - There were pay plan increases of \$386,052 (\$82,047 GR; \$304,005 FF) and an increase of \$3,288 (\$1,684 GR; \$1,604 FF) for mileage reimbursement increase.

CORE RECONCILIATION DETAIL

**DEPARTMENT OF SOCIAL SERVICES
BLIND ADMIN**

5. CORE RECONCILIATION DETAIL

			Budget Class	FTE	GR	Federal	Other	Total	Explanation
TAFP AFTER VETOES									
			PS	102.69	1,025,139	3,798,319	0	4,823,458	
			EE	0.00	135,319	750,954	0	886,273	
			PD	0.00	396	2,078	0	2,474	
			Total	102.69	1,160,854	4,551,351	0	5,712,205	
DEPARTMENT CORE ADJUSTMENTS									
Core Reallocation	670	3401	PS	0.00	0	0	0		0 Core reallocation to align with actual expenditures.
Core Reallocation	670	1462	PS	0.00	0	0	0		0 Core reallocation to align with actual expenditures.
NET DEPARTMENT CHANGES				0.00	0	0	0	0	
DEPARTMENT CORE REQUEST									
			PS	102.69	1,025,139	3,798,319	0	4,823,458	
			EE	0.00	135,319	750,954	0	886,273	
			PD	0.00	396	2,078	0	2,474	
			Total	102.69	1,160,854	4,551,351	0	5,712,205	
GOVERNOR'S RECOMMENDED CORE									
			PS	102.69	1,025,139	3,798,319	0	4,823,458	
			EE	0.00	135,319	750,954	0	886,273	
			PD	0.00	396	2,078	0	2,474	
			Total	102.69	1,160,854	4,551,351	0	5,712,205	

DECISION ITEM SUMMARY

Budget Unit									
Decision Item	FY 2023	FY 2023	FY 2024	FY 2024	FY 2025	FY 2025	*****	*****	
Budget Object Summary	ACTUAL	ACTUAL	BUDGET	BUDGET	DEPT REQ	DEPT REQ	SECURED	SECURED	
Fund	DOLLAR	FTE	DOLLAR	FTE	DOLLAR	FTE	COLUMN	COLUMN	
BLIND ADMIN									
CORE									
PERSONAL SERVICES									
GENERAL REVENUE	800,556	17.76	1,025,139	23.45	1,025,139	23.45	0	0.00	
DEPT OF SOC SERV FEDERAL & OTH	3,267,728	72.21	3,798,319	79.24	3,798,319	79.24	0	0.00	
TOTAL - PS	4,068,284	89.97	4,823,458	102.69	4,823,458	102.69	0	0.00	
EXPENSE & EQUIPMENT									
GENERAL REVENUE	127,025	0.00	135,319	0.00	135,319	0.00	0	0.00	
DEPT OF SOC SERV FEDERAL & OTH	377,825	0.00	750,954	0.00	750,954	0.00	0	0.00	
TOTAL - EE	504,850	0.00	886,273	0.00	886,273	0.00	0	0.00	
PROGRAM-SPECIFIC									
GENERAL REVENUE	2,495	0.00	396	0.00	396	0.00	0	0.00	
DEPT OF SOC SERV FEDERAL & OTH	20,008	0.00	2,078	0.00	2,078	0.00	0	0.00	
TOTAL - PD	22,503	0.00	2,474	0.00	2,474	0.00	0	0.00	
TOTAL	4,595,637	89.97	5,712,205	102.69	5,712,205	102.69	0	0.00	
GRAND TOTAL	\$4,595,637	89.97	\$5,712,205	102.69	\$5,712,205	102.69	\$0	0.00	

DECISION ITEM DETAIL

Budget Unit	FY 2023	FY 2023	FY 2024	FY 2024	FY 2025	FY 2025	*****	*****
Decision Item	ACTUAL	ACTUAL	BUDGET	BUDGET	DEPT REQ	DEPT REQ	SECURED	SECURED
Budget Object Class	DOLLAR	FTE	DOLLAR	FTE	DOLLAR	FTE	COLUMN	COLUMN
BLIND ADMIN								
CORE								
MISCELLANEOUS TECHNICAL	383	0.01	0	0.00	0	0.00	0	0.00
MISCELLANEOUS PROFESSIONAL	65	0.00	0	0.00	0	0.00	0	0.00
SPECIAL ASST OFFICIAL & ADMSTR	97,158	1.00	103,545	1.00	113,900	1.00	0	0.00
ADMIN SUPPORT ASSISTANT	0	0.00	36,439	1.00	36,439	1.00	0	0.00
LEAD ADMIN SUPPORT ASSISTANT	241,978	6.65	274,867	7.00	274,867	7.00	0	0.00
ADMIN SUPPORT PROFESSIONAL	111,146	2.78	132,240	3.00	132,240	3.00	0	0.00
ADMINISTRATIVE MANAGER	63,384	1.00	67,553	1.00	67,553	1.00	0	0.00
PROGRAM SPECIALIST	249,096	5.21	399,946	8.00	285,779	7.00	0	0.00
SENIOR PROGRAM SPECIALIST	149,011	2.88	164,155	3.00	164,155	3.00	0	0.00
PROGRAM COORDINATOR	60,861	1.00	161,762	3.00	98,303	2.00	0	0.00
PROGRAM MANAGER	158,783	1.99	76,209	1.00	253,835	3.00	0	0.00
SR STAFF DEV TRAINING SPEC	54,906	0.99	58,515	1.00	58,515	1.00	0	0.00
SENIOR ACCOUNTS ASSISTANT	3,203	0.09	30,652	0.77	20,297	0.77	0	0.00
REHABILITATION ASSOCIATE	481,489	14.53	570,783	16.00	570,783	16.00	0	0.00
REHABILITATION SPECIALIST	833,367	20.15	1,090,528	24.92	1,090,528	24.92	0	0.00
SR REHABILITATION SPECIALIST	1,065,465	23.15	1,177,948	24.00	1,177,948	24.00	0	0.00
REHABILITATION COORDINATOR	426,479	7.54	419,802	7.00	419,802	7.00	0	0.00
SR PUBLIC HEALTH PROGRAM SPEC	71,510	1.00	58,514	1.00	58,514	1.00	0	0.00
TOTAL - PS	4,068,284	89.97	4,823,458	102.69	4,823,458	102.69	0	0.00
TRAVEL, IN-STATE	121,797	0.00	97,552	0.00	97,552	0.00	0	0.00
TRAVEL, OUT-OF-STATE	13,241	0.00	5,184	0.00	5,184	0.00	0	0.00
SUPPLIES	104,877	0.00	110,000	0.00	110,000	0.00	0	0.00
PROFESSIONAL DEVELOPMENT	33,187	0.00	23,299	0.00	23,299	0.00	0	0.00
COMMUNICATION SERV & SUPP	31,913	0.00	36,761	0.00	36,761	0.00	0	0.00
PROFESSIONAL SERVICES	42,651	0.00	516,831	0.00	516,831	0.00	0	0.00
M&R SERVICES	35,342	0.00	30,000	0.00	30,000	0.00	0	0.00
COMPUTER EQUIPMENT	1,172	0.00	0	0.00	0	0.00	0	0.00
MOTORIZED EQUIPMENT	92,000	0.00	0	0.00	0	0.00	0	0.00
OFFICE EQUIPMENT	11,185	0.00	30,000	0.00	30,000	0.00	0	0.00
OTHER EQUIPMENT	15,537	0.00	32,526	0.00	32,526	0.00	0	0.00
PROPERTY & IMPROVEMENTS	0	0.00	454	0.00	454	0.00	0	0.00
BUILDING LEASE PAYMENTS	575	0.00	1,845	0.00	1,845	0.00	0	0.00

DECISION ITEM DETAIL

Budget Unit	FY 2023	FY 2023	FY 2024	FY 2024	FY 2025	FY 2025	*****	*****
Decision Item	ACTUAL	ACTUAL	BUDGET	BUDGET	DEPT REQ	DEPT REQ	SECURED	SECURED
Budget Object Class	DOLLAR	FTE	DOLLAR	FTE	DOLLAR	FTE	COLUMN	COLUMN
BLIND ADMIN								
CORE								
EQUIPMENT RENTALS & LEASES	265	0.00	373	0.00	373	0.00	0	0.00
MISCELLANEOUS EXPENSES	1,108	0.00	1,448	0.00	1,448	0.00	0	0.00
TOTAL - EE	504,850	0.00	886,273	0.00	886,273	0.00	0	0.00
PROGRAM DISTRIBUTIONS	15,813	0.00	0	0.00	0	0.00	0	0.00
DEBT SERVICE	6,690	0.00	2,474	0.00	2,474	0.00	0	0.00
TOTAL - PD	22,503	0.00	2,474	0.00	2,474	0.00	0	0.00
GRAND TOTAL	\$4,595,637	89.97	\$5,712,205	102.69	\$5,712,205	102.69	\$0	0.00
GENERAL REVENUE	\$930,076	17.76	\$1,160,854	23.45	\$1,160,854	23.45		0.00
FEDERAL FUNDS	\$3,665,561	72.21	\$4,551,351	79.24	\$4,551,351	79.24		0.00
OTHER FUNDS	\$0	0.00	\$0	0.00	\$0	0.00		0.00

PROGRAM DESCRIPTION

Department: Social Services

HB Section(s): 11.185

Program Name: Blind Administration

Program is found in the following core budget(s): Blind Administration

1a. What strategic priority does this program address?

Move individuals to economic independence

1b. What does this program do?

The Department of Social Services (DSS), Family Support Division (FSD) provides operational support to help blind and visually impaired individuals by providing client services necessary to obtain employment and independent living skills commensurate with their goals and abilities.

This appropriation provides funding for:

1. The salaries and associated expense and equipment for the central office management and field staff providing direct client services.
2. The implementation of new technologies for the effective and efficient delivery of services and federal reporting in accordance with federal requirements.
3. Compliance with state and federal laws in the provision of services, expenditure requirements, documentation and reporting, and program management to promote accountability and good stewardship of taxpayer funds.

Rehabilitative Services for the Blind (RSB) administers the following services programs to blind or visually impaired Missourians (a full description of each program is provided in the Services for the Visually Impaired program description):

1. Vocational Rehabilitation (VR)
2. Business Enterprise Program (BEP)
3. Children's Services (CS)
4. Prevention of Blindness (POB)
5. Readers for the Blind
6. Independent Living Rehabilitation (ILR)
7. Independent Living- Older Blind (ILR-OB)

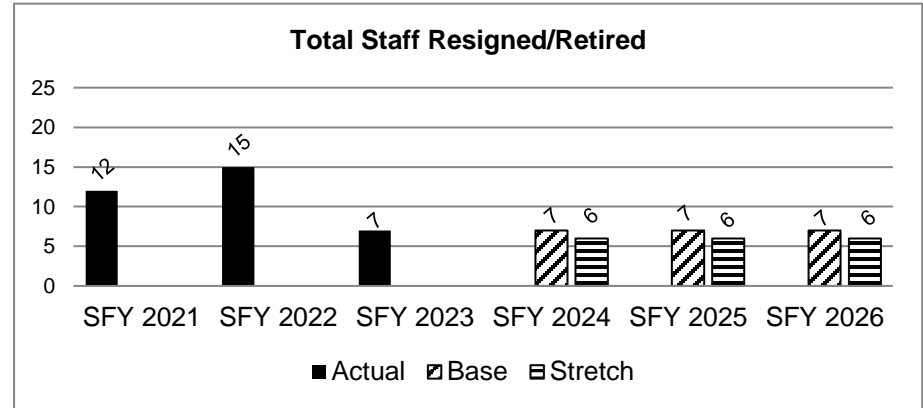
Successful case closure from the Vocational Rehabilitation program requires 90 days of employment. The Workforce Innovation and Opportunity Act (WIOA) has made significant changes to the Vocational Rehabilitation Program that will increase employment opportunities for individuals with disabilities. Through partnerships with the WIOA core partners and a combined state plan, RSB Administration began braiding employment services including job assessment, job training, and job development across agencies. WIOA also implemented new federal performance measures. Beginning in SFY 2018, RSB began capturing data to develop a baseline to determine the federal level of performance required beginning in SFY 2021. One of the key performance measures is the employment rate of individuals after services are completed. In Program Year (PY) 2021 (SFY 2022), the employment rate for the second quarter after exit from RSB services was 59.8% compared to a 44.2% national rate for blind agencies. This ranked RSB first in the nation among blind agencies. In PY 2021 (SFY 2022), the employment rate in the fourth quarter after exit from RSB services was 44.4% compared to a 35.6% national rate among blind agencies. This ranked RSB fourth in the nation among blind agencies.

PROGRAM DESCRIPTION

Department: Social Services
 Program Name: Blind Administration
 Program is found in the following core budget(s): Blind Administration

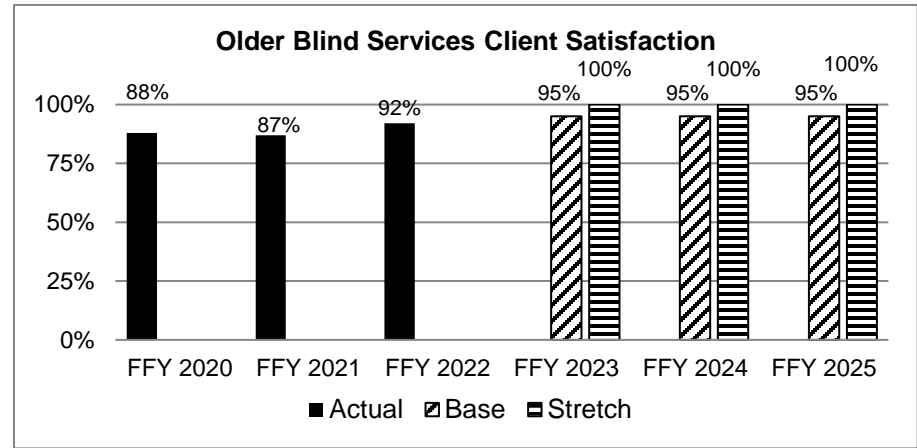
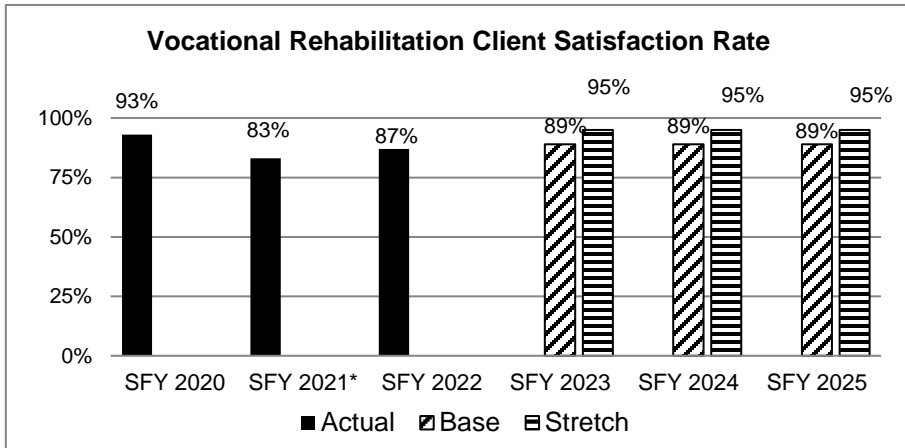
HB Section(s): 11.185

2a. Provide an activity measure(s) for the program.



*Vacancies occurred in late SFY 2021, hiring-occurred in SFY 2022 and 2023. This is projected to level off in SFY 2024.

2b. Provide a measure(s) of the program's quality.



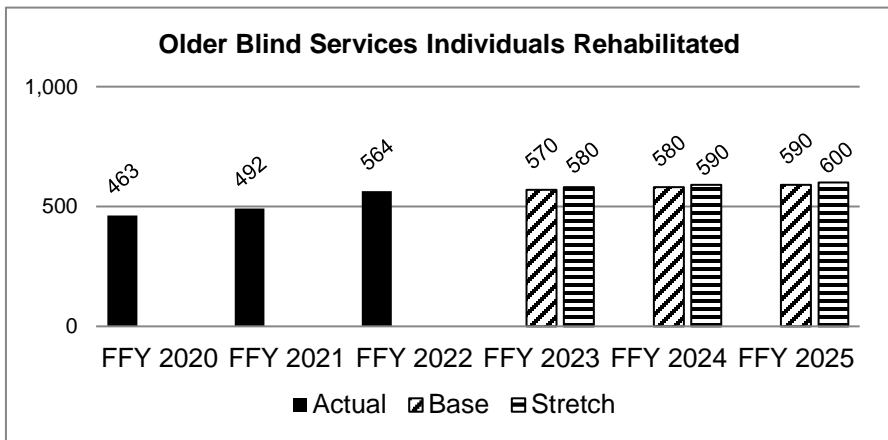
*The return rate for surveys decreased in SFY 2021 which may be a factor in the lower satisfaction rate reported.
 SFY 2023 data will be available November 2023.

PROGRAM DESCRIPTION


Department: Social Services
 Program Name: Blind Administration
 Program is found in the following core budget(s): Blind Administration

HB Section(s): 11.185

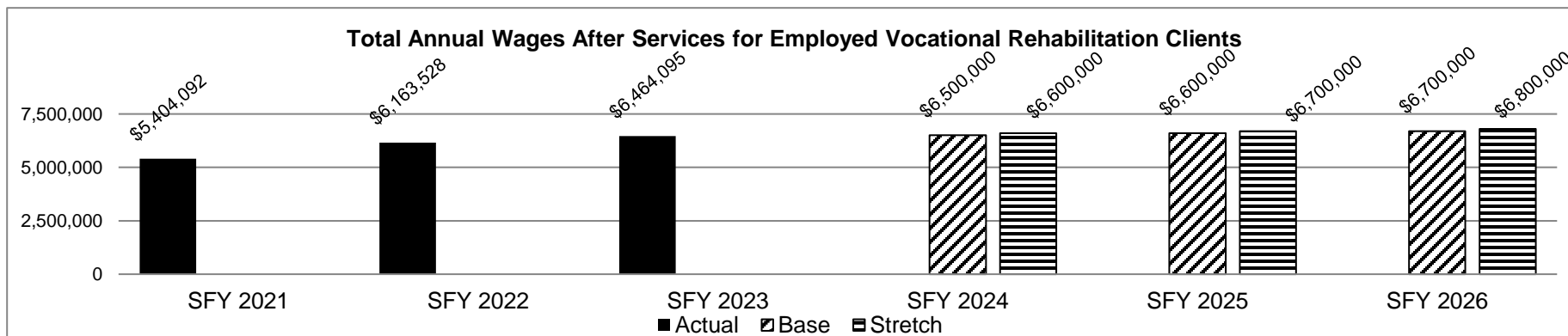
2c. Provide a measure(s) of the program's impact.



The number of individuals can fluctuate as a result of life events preventing completion of the rehabilitation program, such as medical/health decline. FFY 2023 data will be available in November 2023.



This measure represents the number of clients who reached 90 days of employment and their case was closed successfully.



Employment outcomes are based on client choice. The type of employment, wages, and hours worked can impact Total Annual Wages.

PROGRAM DESCRIPTION

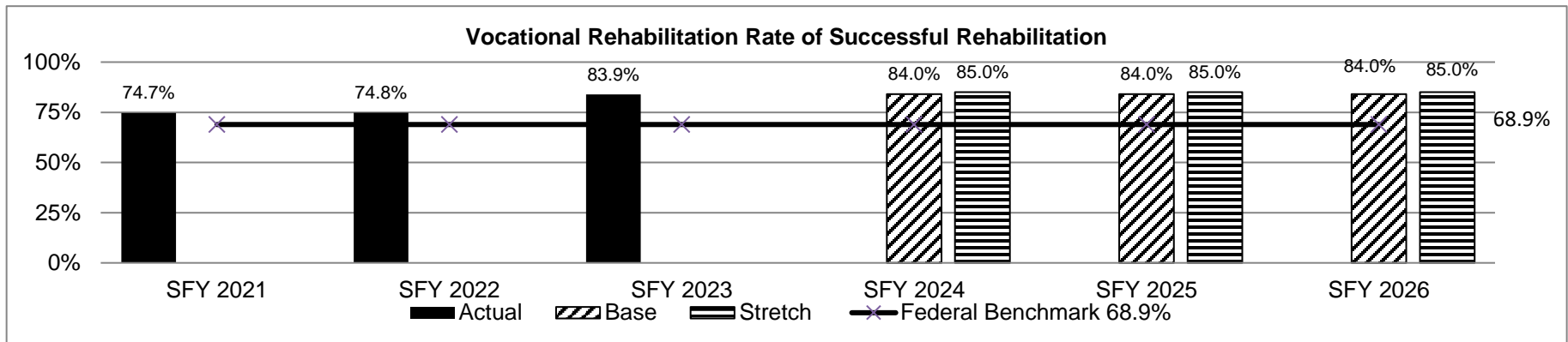
Department: Social Services

HB Section(s): 11.185

Program Name: Blind Administration

Program is found in the following core budget(s): Blind Administration

2d. Provide a measure(s) of the program's efficiency.



Successful rehabilitation is a measure that is difficult to meet, therefore the federal level benchmark is 68.9%.

PROGRAM DESCRIPTION

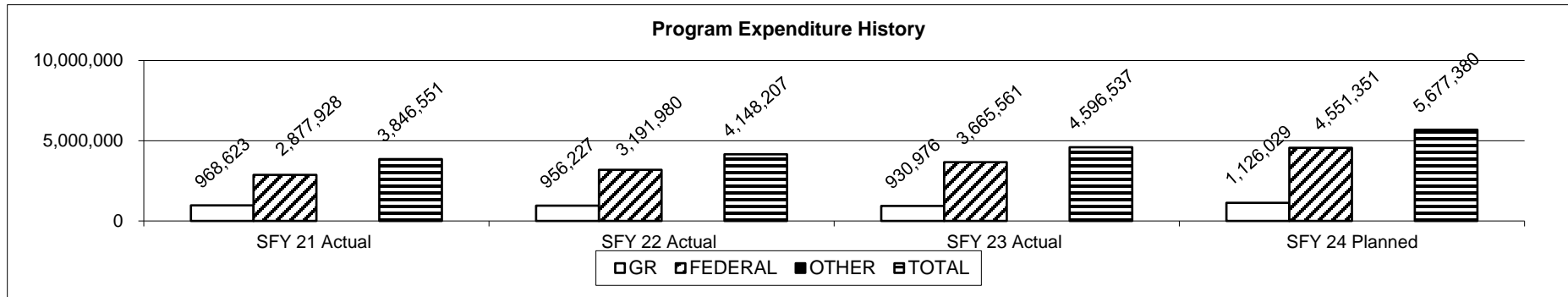
Department: Social Services

HB Section(s): 11.185

Program Name: Blind Administration

Program is found in the following core budget(s): Blind Administration

3. Provide actual expenditures for the prior three fiscal years and planned expenditures for the current fiscal year. (Note: Amounts do not include fringe benefit costs.)



SFY 2024 Planned expenditures are net of reverted.

4. What are the sources of the "Other " funds?

N/A

5. What is the authorization for this program, i.e., federal or state statute, etc.? (Include the federal program number, if applicable.)

State statute: RSMo. 8.051, 8.700-8.745, 207.010, 207.020, 209.010, 209.015, 209.020, 178.160-178.180; Federal law: Randolph-Sheppard Act as amended through 1974, 34 CFR 395, Rehabilitation Act of 1973 as amended by WIOA-Title VII-Part B and Chapter 2, and the Workforce Innovation and Opportunity Act of 2014 PL 113-128.

6. Are there federal matching requirements? If yes, please explain.

Vocational Rehabilitation funding is 78.7% Federal and 21.3% State.
Older Blind Services (OBS) funding is 90% Federal and 10% State.

7. Is this a federally mandated program? If yes, please explain.

Yes, except for funding of Prevention of Blindness, Reader Services, Blindness Education Screening and Treatment (BEST) Program, and the Children's Services Program. See #5 above for the listed Federal statutes.

Core – Services for the Visually Impaired

CORE DECISION ITEM

Department: Social Services
 Division: Family Support
 Core: Services for the Visually Impaired

Budget Unit: 90179C
 HB Section: 11.190

1. CORE FINANCIAL SUMMARY

	FY 2025 Budget Request					FY 2025 Governor's Recommendation			
	GR	Federal	Other	Total		GR	Federal	Other	Total
PS	0	0	0	0	PS	0	0	0	0
EE	270,120	1,214,495	31,447	1,516,062	EE	0	0	0	0
PSD	1,237,669	5,221,949	417,548	6,877,166	PSD	0	0	0	0
TRF	0	0	0	0	TRF	0	0	0	0
Total	1,507,789	6,436,444	448,995	8,393,228	Total	0	0	0	0
FTE	0.00	0.00	0.00	0.00	FTE	0.00	0.00	0.00	0.00

Est. Fringe	0	0	0	0
--------------------	---	---	---	---

Note: Fringes budgeted in House Bill 5 except for certain fringes budgeted directly to MoDOT, Highway Patrol, and Conservation.

Est. Fringe	0	0	0	0
--------------------	---	---	---	---

Note: Fringes budgeted in House Bill 5 except for certain fringes budgeted directly to MoDOT, Highway Patrol, and Conservation.

Other Funds: Family Services Donations Fund (0167) - \$99,995
 Blindness Education Screening and Treatment Fund (0892) - \$349,000

Other Funds: N/A

2. CORE DESCRIPTION

Through Services for the Visually Impaired, Rehabilitation Services for the Blind (RSB) provides eligible Missouri citizens the opportunity to identify appropriate living and employment goals and attain the skill levels necessary to achieve those goals.

3. PROGRAM LISTING (list programs included in this core funding)

Services for the Visually Impaired

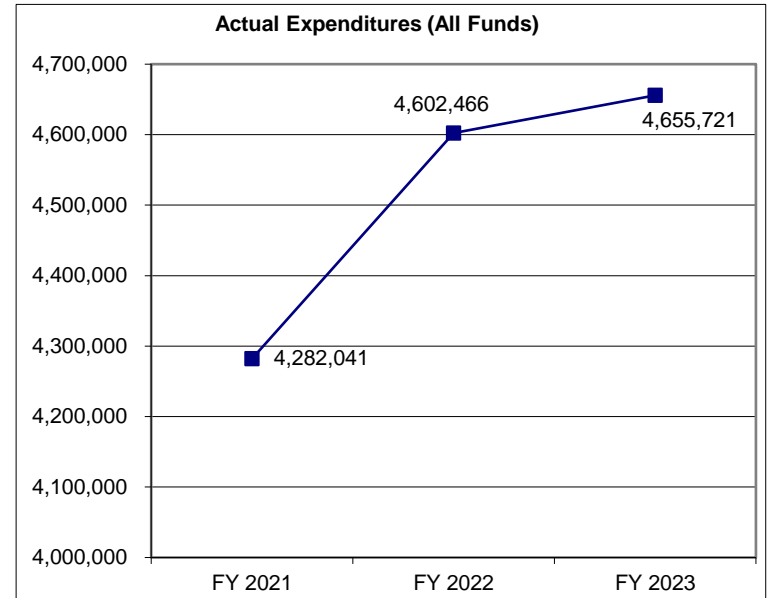
CORE DECISION ITEM

Department: Social Services
Division: Family Support
Core: Services for the Visually Impaired

Budget Unit: 90179C
HB Section: 11.190

4. FINANCIAL HISTORY

	FY 2021 Actual	FY 2022 Actual	FY 2023 Actual	FY 2024 Current Yr.
Appropriation (All Funds)	8,328,404	8,618,385	8,636,411	8,393,228
Less Reverted (All Funds)	(44,734)	(44,734)	(44,734)	(45,234)
Less Restricted (All Funds)*	0	0	0	0
Budget Authority (All Funds)	8,283,670	8,573,651	8,591,677	8,347,994
Actual Expenditures (All Funds)	4,282,041	4,602,466	4,655,721	N/A
Unexpended (All Funds)	4,001,629	3,971,185	3,935,956	N/A
Unexpended, by Fund:				
General Revenue	350,410	78,975	252,952	N/A
Federal	3,373,633	3,518,797	3,276,683	N/A
Other	277,586	373,413	406,321	N/A
	(1)	(2)	(3)	(4)



*Current Year restricted amount is as of September 1, 2023.
 Reverted includes the statutory three-percent reserve (when applicable).
 Restricted includes any Governor's Expenditure Restriction (when applicable).

NOTES:

- (1)** FY 2021 - There was a core reallocation of \$23,503 (\$7,294 GR and \$16,209 FF) for mileage reimbursement.
- (2)** FY 2022 - There was an increase of \$18,026 FF for mileage reimbursement. There was an increase of \$3,198 FF for the Randolph Sheppard CTC. Additional appropriation and/or authority of \$268,757 (FF) and a FY 2022 supplemental of \$3,198 was funded to cover departmental costs related to the COVID-19 pandemic.
- (3)** FY 2023 - There was a mileage reimbursement increase of \$18,026 FF.
- (4)** FY 2024 - There was a core decrease of \$271,955 FF funding related to the COVID-19 pandemic. There was an increase of \$28,772 (\$16,664 GR; \$12,108 FF) for a mileage reimbursement increase.

CORE RECONCILIATION DETAIL

**DEPARTMENT OF SOCIAL SERVICES
REHAB SRVCS FOR THE BLIND**

5. CORE RECONCILIATION DETAIL

	Budget Class	FTE	GR	Federal	Other	Total	Explanation
TAFP AFTER VETOES							
	EE	0.00	270,120	1,214,495	31,447	1,516,062	
	PD	0.00	1,237,669	5,221,949	417,548	6,877,166	
	Total	0.00	1,507,789	6,436,444	448,995	8,393,228	
DEPARTMENT CORE REQUEST							
	EE	0.00	270,120	1,214,495	31,447	1,516,062	
	PD	0.00	1,237,669	5,221,949	417,548	6,877,166	
	Total	0.00	1,507,789	6,436,444	448,995	8,393,228	
GOVERNOR'S RECOMMENDED CORE							
	EE	0.00	270,120	1,214,495	31,447	1,516,062	
	PD	0.00	1,237,669	5,221,949	417,548	6,877,166	
	Total	0.00	1,507,789	6,436,444	448,995	8,393,228	

DECISION ITEM SUMMARY

Budget Unit									
Decision Item	FY 2023	FY 2023	FY 2024	FY 2024	FY 2025	FY 2025	*****	*****	
Budget Object Summary	ACTUAL	ACTUAL	BUDGET	BUDGET	DEPT REQ	DEPT REQ	SECURED	SECURED	
Fund	DOLLAR	FTE	DOLLAR	FTE	DOLLAR	FTE	COLUMN	COLUMN	
REHAB SRVCS FOR THE BLIND									
CORE									
EXPENSE & EQUIPMENT									
GENERAL REVENUE	267,975	0.00	270,120	0.00	270,120	0.00	0	0.00	
DEPT OF SOC SERV FEDERAL & OTH	913,125	0.00	1,214,495	0.00	1,214,495	0.00	0	0.00	
FAMILY SERVICES DONATIONS	0	0.00	16,000	0.00	16,000	0.00	0	0.00	
BLINDNESS EDUC, SCRNG & TRTMNT	25,526	0.00	15,447	0.00	15,447	0.00	0	0.00	
TOTAL - EE	1,206,626	0.00	1,516,062	0.00	1,516,062	0.00	0	0.00	
PROGRAM-SPECIFIC									
GENERAL REVENUE	925,464	0.00	1,237,669	0.00	1,237,669	0.00	0	0.00	
DEPT OF SOC SERV FEDERAL & OTH	2,501,959	0.00	5,221,949	0.00	5,221,949	0.00	0	0.00	
DSS FEDERAL STIMULUS	4,524	0.00	0	0.00	0	0.00	0	0.00	
FAMILY SERVICES DONATIONS	0	0.00	83,995	0.00	83,995	0.00	0	0.00	
BLINDNESS EDUC, SCRNG & TRTMNT	17,148	0.00	333,553	0.00	333,553	0.00	0	0.00	
TOTAL - PD	3,449,095	0.00	6,877,166	0.00	6,877,166	0.00	0	0.00	
TOTAL	4,655,721	0.00	8,393,228	0.00	8,393,228	0.00	0	0.00	
GRAND TOTAL	\$4,655,721	0.00	\$8,393,228	0.00	\$8,393,228	0.00	\$0	0.00	

DECISION ITEM DETAIL

Budget Unit	FY 2023	FY 2023	FY 2024	FY 2024	FY 2025	FY 2025	*****	*****
Decision Item	ACTUAL	ACTUAL	BUDGET	BUDGET	DEPT REQ	DEPT REQ	SECURED	SECURED
Budget Object Class	DOLLAR	FTE	DOLLAR	FTE	DOLLAR	FTE	COLUMN	COLUMN
REHAB SRVCS FOR THE BLIND								
CORE								
TRAVEL, IN-STATE	181,908	0.00	269,132	0.00	269,132	0.00	0	0.00
FUEL & UTILITIES	40	0.00	0	0.00	0	0.00	0	0.00
SUPPLIES	21,468	0.00	24,357	0.00	24,357	0.00	0	0.00
PROFESSIONAL DEVELOPMENT	1,525	0.00	1,319	0.00	1,319	0.00	0	0.00
COMMUNICATION SERV & SUPP	0	0.00	1,032	0.00	1,032	0.00	0	0.00
PROFESSIONAL SERVICES	668,618	0.00	750,681	0.00	750,681	0.00	0	0.00
HOUSEKEEPING & JANITORIAL SERV	1,933	0.00	3,703	0.00	3,703	0.00	0	0.00
M&R SERVICES	110,783	0.00	197,379	0.00	197,379	0.00	0	0.00
OFFICE EQUIPMENT	5,297	0.00	3,088	0.00	3,088	0.00	0	0.00
OTHER EQUIPMENT	73,073	0.00	71,427	0.00	71,427	0.00	0	0.00
PROPERTY & IMPROVEMENTS	4,223	0.00	10,633	0.00	10,633	0.00	0	0.00
BUILDING LEASE PAYMENTS	2,803	0.00	1,521	0.00	1,521	0.00	0	0.00
EQUIPMENT RENTALS & LEASES	35	0.00	1,519	0.00	1,519	0.00	0	0.00
MISCELLANEOUS EXPENSES	134,920	0.00	180,271	0.00	180,271	0.00	0	0.00
TOTAL - EE	1,206,626	0.00	1,516,062	0.00	1,516,062	0.00	0	0.00
PROGRAM DISTRIBUTIONS	3,449,089	0.00	6,877,166	0.00	6,877,166	0.00	0	0.00
REFUNDS	6	0.00	0	0.00	0	0.00	0	0.00
TOTAL - PD	3,449,095	0.00	6,877,166	0.00	6,877,166	0.00	0	0.00
GRAND TOTAL	\$4,655,721	0.00	\$8,393,228	0.00	\$8,393,228	0.00	\$0	0.00
GENERAL REVENUE	\$1,193,439	0.00	\$1,507,789	0.00	\$1,507,789	0.00		0.00
FEDERAL FUNDS	\$3,419,608	0.00	\$6,436,444	0.00	\$6,436,444	0.00		0.00
OTHER FUNDS	\$42,674	0.00	\$448,995	0.00	\$448,995	0.00		0.00

PROGRAM DESCRIPTION

Department: Social Services

HB Section(s): 11.190

Program Name: Services for the Visually Impaired

Program is found in the following core budget(s): Services for the Visually Impaired

1a. What strategic priority does this program address?

Move individuals to economic independence

1b. What does this program do?

The Department of Social Services, Family Support Division administers seven service programs to help blind and visually impaired Missouri citizens by delivering services necessary to obtain employment and independent living skills commensurate with their goals and abilities.

Rehabilitation Services for the Blind (RSB) administers the following seven service programs: Vocational Rehabilitation (VR), Business Enterprise Program (BEP), Children's Services (CS), Prevention of Blindness (POB), Readers for the Blind, Independent Living Rehabilitation (ILR), and Independent Living-Older Blind (ILR-OB).

Vocational Rehabilitation (VR)

The VR program provides the services necessary to enable blind and visually impaired individuals to retain, maintain, or obtain employment.

Services are provided in accordance with the Rehabilitation Act of 1973 as amended in 2014 by the Workforce Innovation and Opportunity Act (WIOA). Through partnerships with the WIOA core partners and a combined state plan, RSB began braiding employment services including job assessment, job training, and job development across agencies. The impact of the new regulations includes redefining employment outcomes and eliminating specific employment categories, new staff training and qualification standards, new performance measures, and an emphasis on the Pre-Employment Transition services for Students with a Disability, which requires 15% of the grant be dedicated to these specific services.

Services are provided either directly by RSB staff or outsourced. Direct services provided by staff include: adjustment and vocational counseling and guidance; job development and placement; travel; job training; and instruction in communication, personal management and independent living skills. Supported Employment services, including customized employment, are provided for the most significantly disabled individuals. Equipment and services such as physical restoration, adaptive aids and devices, and training are purchased for blind and visually impaired consumers.

WIOA reforms and modernizes the public workforce system and enhances several key employment, education, and training programs. WIOA also implemented new federal performance measures. Beginning in SFY 2018, RSB began capturing data to develop a baseline to determine the federal level of performance required beginning in SFY 2021. One of the key performance measures is the employment rate of individuals after services are completed. In Program Year (PY) 2021 (SFY 2022), the employment rate in the second quarter after exit from RSB services was 59.8% compared to a 44.2% national rate for blind agencies. This ranked RSB first in the nation among blind agencies. In PY 2021 (SFY 2022), the employment rate in the fourth quarter after exit from RSB services was 44.4% compared to a 35.6% national rate among blind agencies. This ranked RSB fourth in the nation among blind agencies.

PROGRAM DESCRIPTION

Department: Social Services

HB Section(s): 11.190

Program Name: Services for the Visually Impaired

Program is found in the following core budget(s): Services for the Visually Impaired

Business Enterprise Program (BEP)

This program provides self-employment opportunities for Missourians who are blind or visually impaired. Services are provided in accordance with the Randolph-Sheppard Act establishing vending, convenience stores, snack bars, or full-service cafeterias in state and federal buildings, including dining services for military troops at Ft. Leonard Wood. RSB staff provide comprehensive training, technical assistance in the set-up of new or existing facilities, and assist facility managers in analyzing the business effectiveness of service, profitability, design and efficiency. In SFY 2023, this program consisted of 27 facilities, generating \$39,131,787 in gross sales, and employed 939 Missourians.

Prevention of Blindness (POB)

The Prevention of Blindness Program arranges for and provides eye care to medically indigent persons. Services provided for eye care include treatment, surgery, hospitalization, medication and other physical restoration services, and a vision screening program providing free vision screenings at health fairs, businesses and other community settings across the state. In addition, based on the availability of funds, the Blindness Education, Screening and Treatment (BEST) program fund, provides for blindness education, screening and treatment for eligible medically indigent persons.

Children's Services (CS)

Provides early identification/intervention, educational advocacy, parent education referral and resource information, and counseling and guidance services to families with visually impaired children from birth to transition to an adult program. Staff also provides consultation to schools serving blind and visually impaired children.

Readers for the Blind

The program provides up to \$500 per year to meet the cost of those who are readers for legally blind individuals who are attending eligible post-secondary institutions.

Independent Living Rehabilitation (ILR-Adult)

Provides the services required by eligible consumers to obtain their maximum level of independence. Services include training provided by staff in areas of communication, personal management, and homemaking skills. Equipment and services such as physical restoration and other training are purchased.

Independent Living Rehabilitation - Older Blind (ILR-OB)

Provides eye exams, peer counseling, low vision aids, training in orientation and mobility, communication and other activities of daily living for blind and visually impaired individuals over age 55. This program strives to improve the individual's ability to function independently and safely in the home and community.

PROGRAM DESCRIPTION

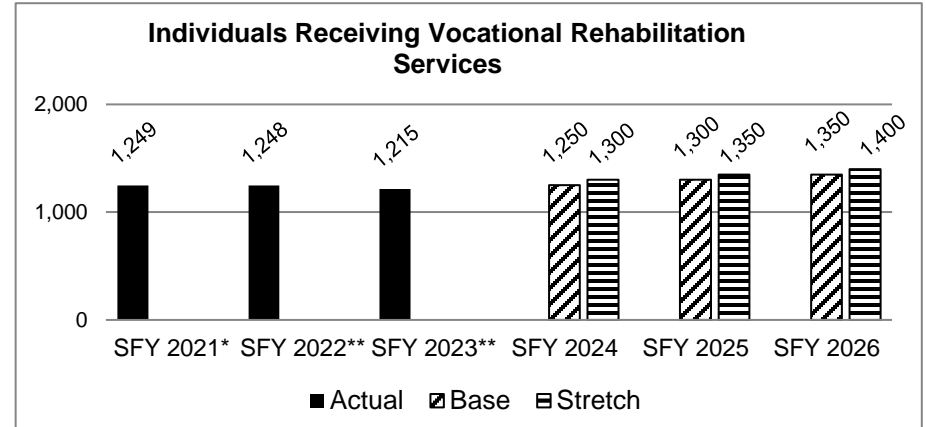
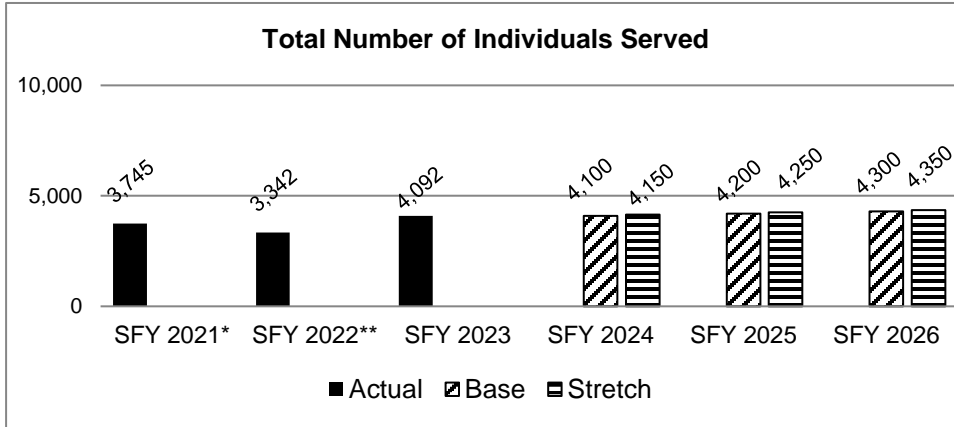
Department: Social Services

HB Section(s): 11.190

Program Name: Services for the Visually Impaired

Program is found in the following core budget(s): Services for the Visually Impaired

2a. Provide an activity measure(s) for the program.



*The total number served declined due to COVID-19. The Prevention of Blindness Glaucoma Screening events were discontinued showing a significant decline in individuals served. New referrals decreased for vocational rehabilitation and independent living services during the pandemic.

**The decline in the total number served due to COVID-19 is just now leveling off and it is anticipated that we will experience a gradual increase over the next three fiscal years.

*The total number served in SFY 2021 declined due to COVID-19.

**The total number served in SFY 2022 and 2023 continues to decline. Nationally, the number of individuals receiving vocational rehabilitation services has declined also.

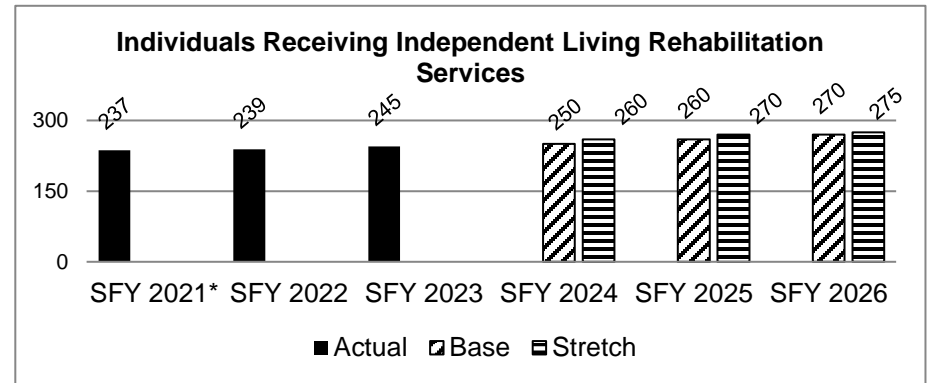

PROGRAM DESCRIPTION

Department: Social Services

HB Section(s): 11.190

Program Name: Services for the Visually Impaired

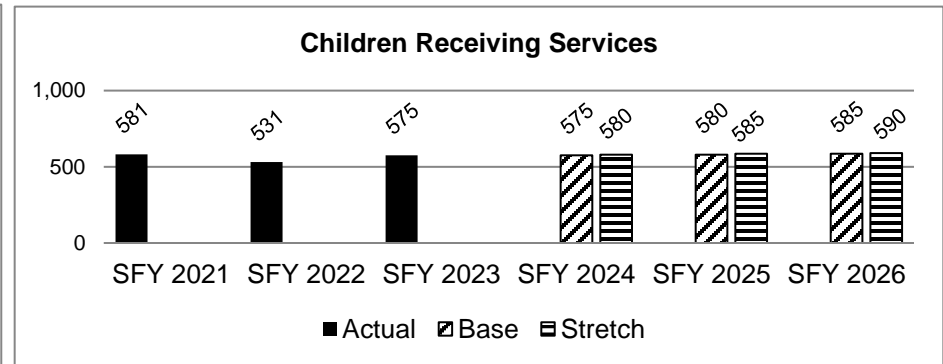
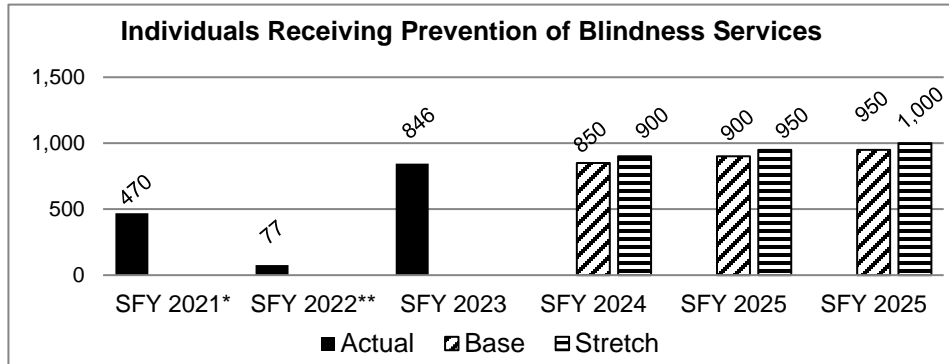
Program is found in the following core budget(s): Services for the Visually Impaired



*The total number served in SFY 2021 declined due to COVID-19.

*The total number served declined in SFY 2021 due to COVID-19.

**The total number served in SFY 2022 and 2023 continues to decline. Nationally, the number of individuals receiving Older Blind Services has declined also.



*In SFY 2021, no glaucoma screenings were completed due to COVID-19.

Blindness is a low incident disability in children. The number served stays somewhat stagnant since most people lose vision as adults.

**In SFY 2022, no glaucoma screenings were completed and Medicaid Expansion has greatly reduced the number of individuals that qualify for Prevention of Blindness Services. A gradual increase is expected over the next three fiscal years as RSB began conducting vision screenings at the beginning of SFY 2023.

PROGRAM DESCRIPTION

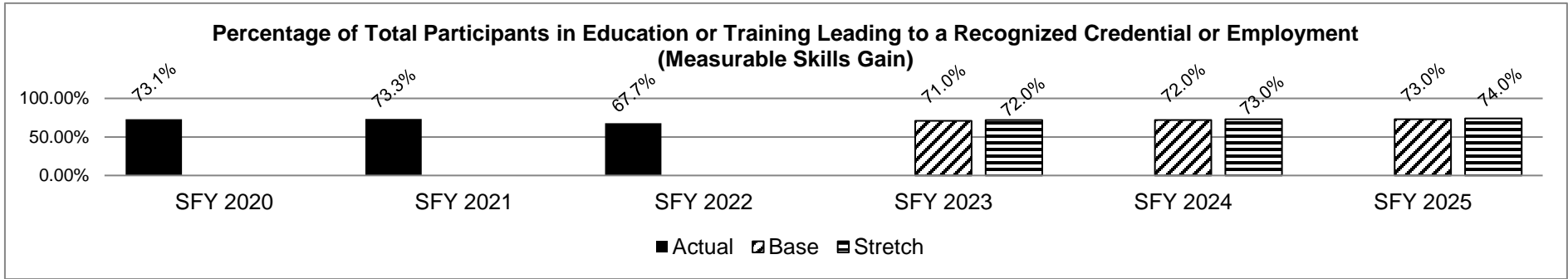
Department: Social Services

HB Section(s): 11.190

Program Name: Services for the Visually Impaired

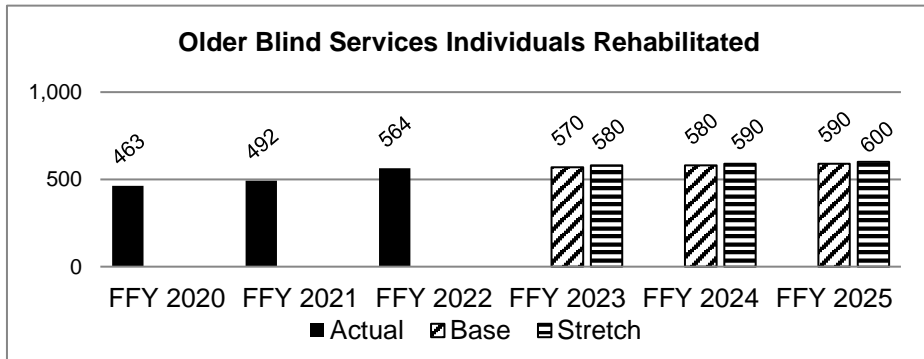
Program is found in the following core budget(s): Services for the Visually Impaired

2b. Provide a measure(s) of the program's quality.



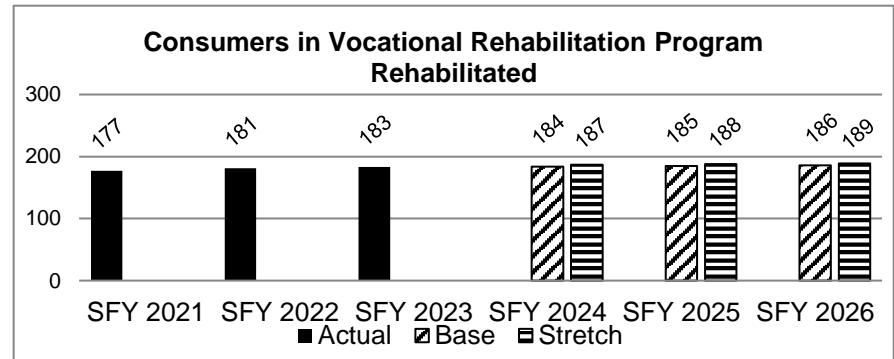
This measure has been negatively impacted by COVID-19 due to reduced availability of in person education programs. Goals are much higher than the statistical adjustment model used by federal partners and expected federal performance. SFY 2023 data will be available in November 2023.

2c. Provide a measure(s) of the program's impact.



The number of individuals rehabilitated can fluctuate as a result of life events preventing completion of the rehabilitation program, such as medical/health decline.

FFY 2023 data will be available in November 2023.



This measure represents the number of clients who reached 90 days of employment and their case was closed successfully.

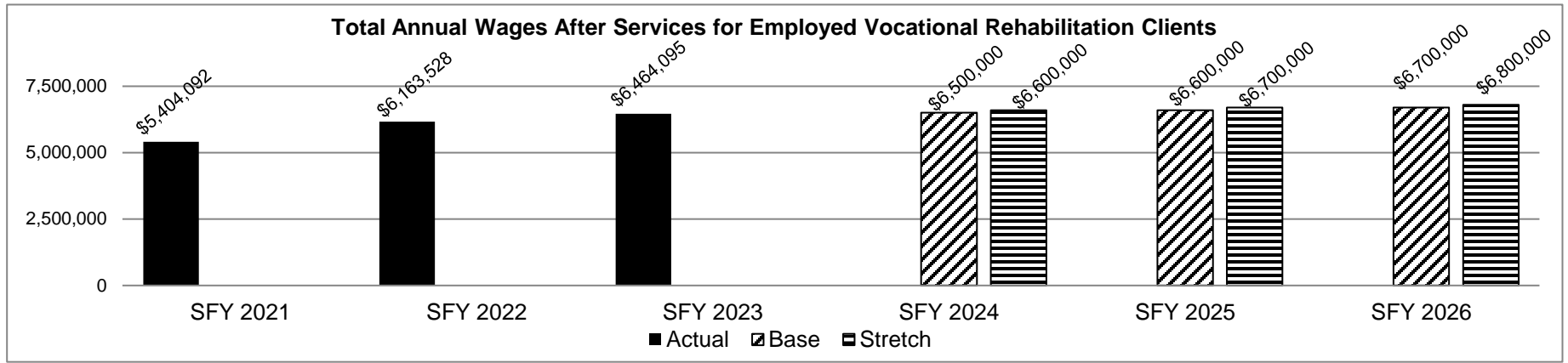
PROGRAM DESCRIPTION

Department: Social Services


HB Section(s): 11.190

Program Name: Services for the Visually Impaired

Program is found in the following core budget(s): Services for the Visually Impaired



Employment outcomes are based on client choice. The type of employment, wages, and hours worked can impact Total Annual Wages.



The Family Support Division began referring newly approved Blind Pension recipients and current recipients, upon request, to Rehabilitation Services for the Blind (RSB) in SFY 2019. Participation in RSB services is not required for individuals to receive Blind Pension.

*SFY 2021 and SFY 2022 data reflects a decrease that occurred as a result of the COVID-19 pandemic.

** In SFY 2023 there has been a reduction in the number of Blind Pension applicants determined eligible which has resulted in a reduction in referrals.

PROGRAM DESCRIPTION

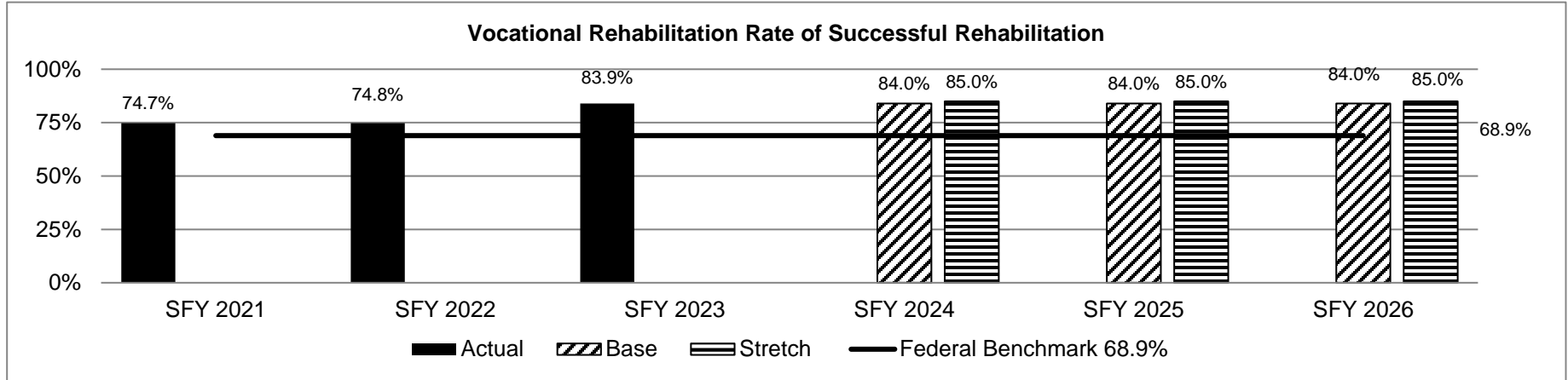
Department: Social Services

HB Section(s): 11.190

Program Name: Services for the Visually Impaired

Program is found in the following core budget(s): Services for the Visually Impaired

2d. Provide a measure(s) of the program's efficiency.



Successful rehabilitation is a measure that is difficult to meet, therefore the federal level benchmark is 68.9%.

PROGRAM DESCRIPTION

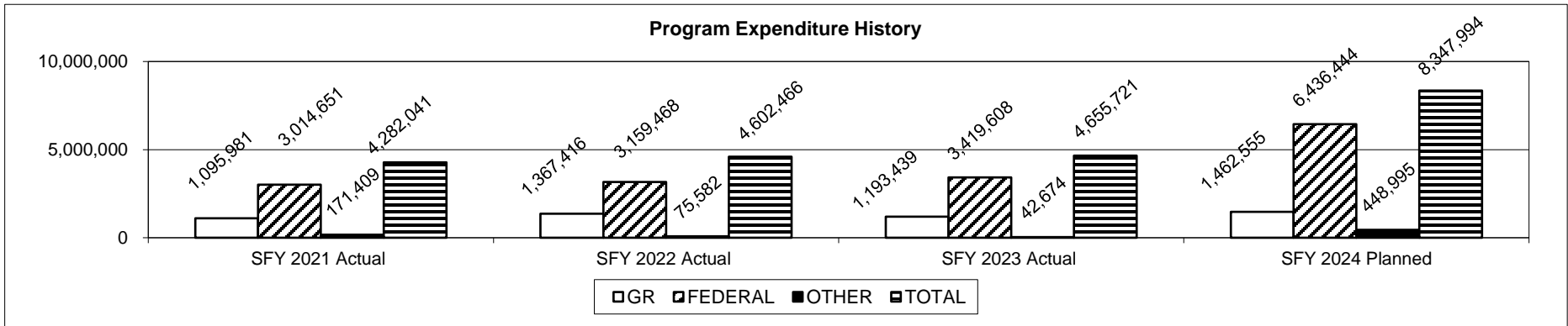
Department: Social Services

HB Section(s): 11.190

Program Name: Services for the Visually Impaired

Program is found in the following core budget(s): Services for the Visually Impaired

3. Provide actual expenditures for the prior three fiscal years and planned expenditures for the current fiscal year. (Note: Amounts do not include fringe benefit costs.)



SFY 2024 Planned expenditures are net of reverted.

4. What are the sources of the "Other" funds?

Family Services Donations Fund (0167) and Blindness Education Screening and Treatment Fund (0892).

5. What is the authorization for this program, i.e., federal or state statute, etc.? (Include the federal program number, if applicable.)

State statute: RSMo. 8.051, 8.700-8.745, 207.010, 207.020, 209.010, 209.015, 209.020, 178.160-178.180; Federal law: Randolph-Sheppard Act as amended through 1974, 34 CFR 395, Rehabilitation Act of 1973 as amended by WIOA-Title VII-Part B and Chapter 2, and the Workforce Innovation and Opportunity Act of 2014 upon full implementation.

6. Are there federal matching requirements? If yes, please explain.

Vocational Rehabilitation funding is 78.7% Federal and 21.3% State.
Older Blind Services (OBS) funding is 90% Federal and 10% State.

7. Is this a federally mandated program? If yes, please explain.

Yes, except for funding of Prevention of Blindness, Reader Services, Blindness Education Screening and Treatment (BEST) Program, and the Children's Services Program. See #5 above for the listed Federal statutes.

Core – STL Society for the Blind & Visually Impaired

CORE DECISION ITEM

Department: Social Services
 Division: Family Support
 Core: St Louis Society Blind & Visually Impaired

Budget Unit: 90272C
 HB Section: 11.191

1. CORE FINANCIAL SUMMARY

	FY 2025 Budget Request			
	GR	Federal	Other	Total
PS	0	0	0	0
EE	0	0	0	0
PSD	0	0	0	0
TRF	0	0	0	0
Total	0	0	0	0
FTE	0.00	0.00	0.00	0.00

	FY 2025 Governor's Recommendation			
	GR	Federal	Other	Total
PS	0	0	0	0
EE	0	0	0	0
PSD	0	0	0	0
TRF	0	0	0	0
Total	0	0	0	0
FTE	0.00	0.00	0.00	0.00

Est. Fringe	0	0	0	0
--------------------	---	---	---	---

Note: Fringes budgeted in House Bill 5 except for certain fringes budgeted directly to MoDOT, Highway Patrol, and Conservation.

Est. Fringe	0	0	0	0
--------------------	---	---	---	---

Note: Fringes budgeted in House Bill 5 except for certain fringes budgeted directly to MoDOT, Highway Patrol, and Conservation.

Other Funds: N/A

Other Funds: N/A

2. CORE DESCRIPTION

St. Louis Society for the Blind and Visually Impaired is a nonprofit organization established in 1911 that enhances independence, empowers individuals, and enriches the lives of people who are visually impaired or blind located in St. Louis.

This appropriation provides funding for a wheelchair accessible van, a clinic remodel, and general operating expenses.

This program was funded as a one-time appropriation in FY 2024.

3. PROGRAM LISTING (list programs included in this core funding)

St Louis Society for the Blind and Visually Impaired

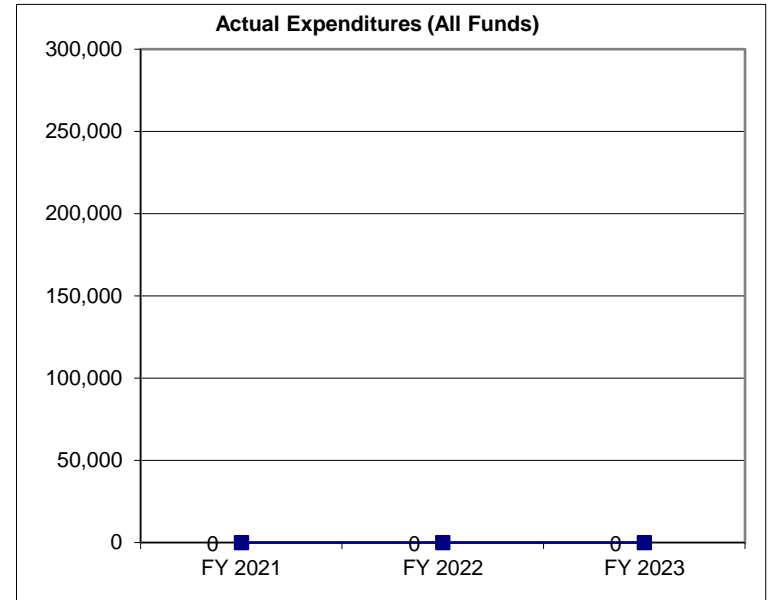
CORE DECISION ITEM

Department: Social Services
Division: Family Support
Core: St Louis Society Blind & Visually Impaired

Budget Unit: 90272C
HB Section: 11.191

4. FINANCIAL HISTORY

	FY 2021 Actual	FY 2022 Actual	FY 2023 Actual	FY 2024 Current Yr.
Appropriation (All Funds)	0	0	0	300,000
Less Reverted (All Funds)	0	0	0	(9,000)
Less Restricted (All Funds)*	0	0	0	0
Budget Authority (All Funds)	0	0	0	291,000
Actual Expenditures (All Funds)	0	0	0	N/A
Unexpended (All Funds)	0	0	0	N/A
Unexpended, by Fund:				
General Revenue	0	0	0	N/A
Federal	0	0	0	N/A
Other	0	0	0	N/A
				(1)



*Current Year restricted amount is as of September 1, 2023.
 Reverted includes the statutory three-percent reserve (when applicable).
 Restricted includes any Governor's Expenditure Restriction (when applicable).

NOTES:

(1) This was a newly funded program in FY 2024 (one-time GR).

CORE RECONCILIATION DETAIL

**DEPARTMENT OF SOCIAL SERVICES
STL SOC FOR BLIND & VIS IMPRD**

5. CORE RECONCILIATION DETAIL

	Budget Class	FTE	GR	Federal	Other	Total	Explanation
TAFP AFTER VETOES							
	PD	0.00	300,000	0	0	300,000	
	Total	0.00	300,000	0	0	300,000	
DEPARTMENT CORE ADJUSTMENTS							
1x Expenditures	271 4653 PD	0.00	(300,000)	0	0	(300,000)	Core reduction of one-time funding.
	NET DEPARTMENT CHANGES	0.00	(300,000)	0	0	(300,000)	
DEPARTMENT CORE REQUEST							
	PD	0.00	0	0	0	0	
	Total	0.00	0	0	0	0	
GOVERNOR'S RECOMMENDED CORE							
	PD	0.00	0	0	0	0	
	Total	0.00	0	0	0	0	

DECISION ITEM SUMMARY

Budget Unit								
Decision Item	FY 2023	FY 2023	FY 2024	FY 2024	FY 2025	FY 2025	*****	*****
Budget Object Summary	ACTUAL	ACTUAL	BUDGET	BUDGET	DEPT REQ	DEPT REQ	SECURED	SECURED
Fund	DOLLAR	FTE	DOLLAR	FTE	DOLLAR	FTE	COLUMN	COLUMN
STL SOC FOR BLIND & VIS IMPRD								
CORE								
PROGRAM-SPECIFIC								
GENERAL REVENUE	0	0.00	300,000	0.00	0	0.00	0	0.00
TOTAL - PD	0	0.00	300,000	0.00	0	0.00	0	0.00
TOTAL	0	0.00	300,000	0.00	0	0.00	0	0.00
GRAND TOTAL	\$0	0.00	\$300,000	0.00	\$0	0.00	\$0	0.00

DECISION ITEM DETAIL

Budget Unit	FY 2023	FY 2023	FY 2024	FY 2024	FY 2025	FY 2025	*****	*****
Decision Item	ACTUAL	ACTUAL	BUDGET	BUDGET	DEPT REQ	DEPT REQ	SECURED	SECURED
Budget Object Class	DOLLAR	FTE	DOLLAR	FTE	DOLLAR	FTE	COLUMN	COLUMN
STL SOC FOR BLIND & VIS IMPRD								
CORE								
PROGRAM DISTRIBUTIONS	0	0.00	300,000	0.00	0	0.00	0	0.00
TOTAL - PD	0	0.00	300,000	0.00	0	0.00	0	0.00
GRAND TOTAL	\$0	0.00	\$300,000	0.00	\$0	0.00	\$0	0.00
GENERAL REVENUE	\$0	0.00	\$300,000	0.00	\$0	0.00		0.00
FEDERAL FUNDS	\$0	0.00	\$0	0.00	\$0	0.00		0.00
OTHER FUNDS	\$0	0.00	\$0	0.00	\$0	0.00		0.00

PROGRAM DESCRIPTION

Department: Social Services

HB Section(s): 11.191

Program Name: Saint Louis Society Blind & Visual Impaired

Program is found in the following core budget(s): Stl. Society Blind and Visual Impaired

1a. What strategic priority does this program address?


Empower Missourians to live productive lives.

1b. What does this program do?

The programs and services offered by the St. Louis Society for the Blind and Visually Impaired include low vision medical exams and low vision therapy, assistive technology, daily living training, orientation and mobility, and counseling for adults. This appropriation provides funding for a wheelchair accessible van, a clinic remodel, and general operating expenses.

Performance measures are not included as this program is a pass-through program. Sections 2a-2d omitted.

3. Provide actual expenditures for the prior three fiscal years and planned expenditures for the current fiscal year. (Note: Amounts do not include fringe benefit costs.)



SFY 2024 Planned expenditures are net of reverted.

4. What are the sources of the "Other " funds?

N/A

5. What is the authorization for this program, i.e., federal or state statute, etc.? (Include the federal program number, if applicable.)

HB 11.237 (DSS Appropriations bill)

6. Are there federal matching requirements? If yes, please explain.

No.

7. Is this a federally mandated program? If yes, please explain.

No.

Core - Business Enterprise

CORE DECISION ITEM

Department: Social Services
 Division: Family Support
 Core: Business Enterprise

Budget Unit: 90178C
 HB Section: 11.195

1. CORE FINANCIAL SUMMARY

	FY 2025 Budget Request			
	GR	Federal	Other	Total
PS	0	0	0	0
EE	0	0	0	0
PSD	0	42,003,034	0	42,003,034
TRF	0	0	0	0
Total	0	42,003,034	0	42,003,034
FTE	0.00	0.00	0.00	0.00

	FY 2025 Governor's Recommendation			
	GR	Federal	Other	Total
PS	0	0	0	0
EE	0	0	0	0
PSD	0	0	0	0
TRF	0	0	0	0
Total	0	0	0	0
FTE	0.00	0.00	0.00	0.00

Est. Fringe	0	0	0	0
--------------------	---	---	---	---

Note: Fringes budgeted in House Bill 5 except for certain fringes budgeted directly to MoDOT, Highway Patrol, and Conservation.

Est. Fringe	0	0	0	0
--------------------	---	---	---	---

Note: Fringes budgeted in House Bill 5 except for certain fringes budgeted directly to MoDOT, Highway Patrol, and Conservation.

Other Funds: N/A

Other Funds: N/A

2. CORE DESCRIPTION

The Business Enterprise Program, authorized by the Randolph-Sheppard Act, provides blind vendors licensed by the Department of Social Services (DSS) with a priority for the operation of vending facilities, including military dining facilities on federal property. The DSS has entered into a contract with the Department of Defense (DOD) to provide full food service at Fort Leonard Wood. The role of DSS is to facilitate the contract arrangement.

Business Enterprise would be considered a workforce development initiative as the contract impacts staff that provide meal service for military troops based at Fort Leonard Wood. It is required that the manager of the operation be legally blind.

3. PROGRAM LISTING (list programs included in this core funding)

Business Enterprise

CORE DECISION ITEM

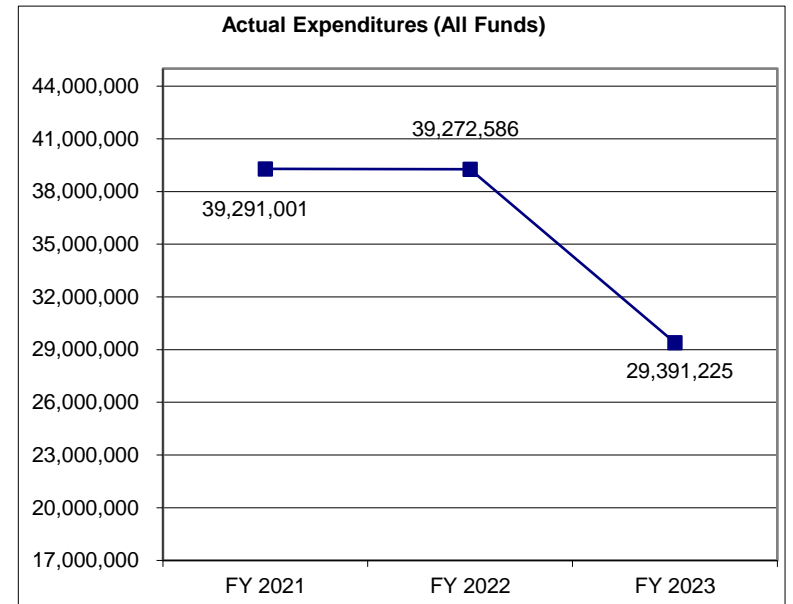
Department: Social Services
Division: Family Support
Core: Business Enterprise

Budget Unit: 90178C

HB Section: 11.195

4. FINANCIAL HISTORY

	FY 2021 Actual	FY 2022 Actual	FY 2023 Actual	FY 2024 Current Yr.
Appropriation (All Funds)	52,000,000	42,003,034	42,003,034	42,003,034
Less Reverted (All Funds)	0	0	0	0
Less Restricted (All Funds)*	0	0	0	0
Budget Authority (All Funds)	52,000,000	42,003,034	42,003,034	42,003,034
Actual Expenditures (All Funds)	39,291,001	39,272,586	29,391,225	N/A
Unexpended (All Funds)	12,708,999	2,730,448	12,611,809	N/A
Unexpended, by Fund:				
General Revenue	0	0	0	N/A
Federal	12,708,999	2,730,448	12,611,809	N/A
Other	0	0	0	N/A
	(1)	(2)		



*Current Year restricted amount is as of September 1, 2023.
 Reverted includes the statutory three-percent reserve (when applicable).
 Restricted includes any Governor's Expenditure Restriction (when applicable).

NOTES:

- (1)** FY 2021 - A supplemental requesting additional appropriation authority of \$13,500,000 for SFY 2020 carryover of the contract payments and the SFY 2021 estimated increase in contract was approved in the Fall 2020 special session.
- (2)** FY 2022 - There was an increase of \$3,503,034 FF for Business Enterprise CTC.

CORE RECONCILIATION DETAIL

**DEPARTMENT OF SOCIAL SERVICES
BUSINESS ENTERPRISES**

5. CORE RECONCILIATION DETAIL

	Budget Class	FTE	GR	Federal	Other	Total	Explanation
TAFP AFTER VETOES							
	PD	0.00	0	42,003,034	0	42,003,034	
	Total	0.00	0	42,003,034	0	42,003,034	
DEPARTMENT CORE REQUEST							
	PD	0.00	0	42,003,034	0	42,003,034	
	Total	0.00	0	42,003,034	0	42,003,034	
GOVERNOR'S RECOMMENDED CORE							
	PD	0.00	0	42,003,034	0	42,003,034	
	Total	0.00	0	42,003,034	0	42,003,034	

DECISION ITEM SUMMARY

Budget Unit									
Decision Item	FY 2023	FY 2023	FY 2024	FY 2024	FY 2025	FY 2025	*****	*****	
Budget Object Summary	ACTUAL	ACTUAL	BUDGET	BUDGET	DEPT REQ	DEPT REQ	SECURED	SECURED	
Fund	DOLLAR	FTE	DOLLAR	FTE	DOLLAR	FTE	COLUMN	COLUMN	
BUSINESS ENTERPRISES									
CORE									
PROGRAM-SPECIFIC									
DEPT OF SOC SERV FEDERAL & OTH	29,391,225	0.00	42,003,034	0.00	42,003,034	0.00	0	0.00	
TOTAL - PD	29,391,225	0.00	42,003,034	0.00	42,003,034	0.00	0	0.00	
TOTAL	29,391,225	0.00	42,003,034	0.00	42,003,034	0.00	0	0.00	
GRAND TOTAL	\$29,391,225	0.00	\$42,003,034	0.00	\$42,003,034	0.00	\$0	0.00	

DECISION ITEM DETAIL

Budget Unit	FY 2023	FY 2023	FY 2024	FY 2024	FY 2025	FY 2025	*****	*****
Decision Item	ACTUAL	ACTUAL	BUDGET	BUDGET	DEPT REQ	DEPT REQ	SECURED	SECURED
Budget Object Class	DOLLAR	FTE	DOLLAR	FTE	DOLLAR	FTE	COLUMN	COLUMN
BUSINESS ENTERPRISES								
CORE								
PROGRAM DISTRIBUTIONS	29,391,225	0.00	42,003,034	0.00	42,003,034	0.00	0	0.00
TOTAL - PD	29,391,225	0.00	42,003,034	0.00	42,003,034	0.00	0	0.00
GRAND TOTAL	\$29,391,225	0.00	\$42,003,034	0.00	\$42,003,034	0.00	\$0	0.00
GENERAL REVENUE	\$0	0.00	\$0	0.00	\$0	0.00		0.00
FEDERAL FUNDS	\$29,391,225	0.00	\$42,003,034	0.00	\$42,003,034	0.00		0.00
OTHER FUNDS	\$0	0.00	\$0	0.00	\$0	0.00		0.00

PROGRAM DESCRIPTION

Department: Social Services

HB Section(s): 11.195

Program Name: Business Enterprise

Program is found in the following core budget(s): Business Enterprise

1a. What strategic priority does this program address?

Move families to economic sustainability

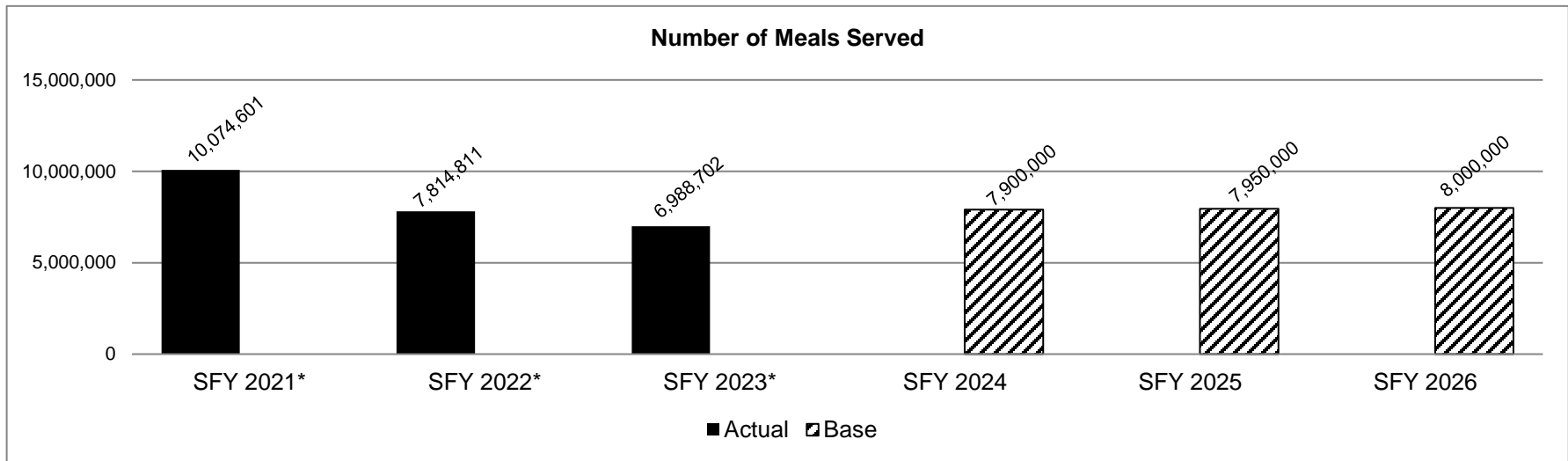
1b. What does this program do?

The Department of Social Services (DSS), Family Support Division (FSD) facilitates a contract with the Department of Defense (DOD) on behalf of the blind vendor offering full food service at Fort Leonard Wood, to help blind vendors by providing them with a priority for the operation of vending facilities, including military dining facilities.

Payments from the DOD are received by DSS, deposited into the State Treasury, and paid out to the subcontractor Blackstone Consulting, Inc.

Performance measures are not included as this program is a pass-through program. Sections 2b-2d omitted.

2a. Provide an activity measure(s) for the program.



Note: The graph was changed from FFY to SFY, prior years were changed accordingly.

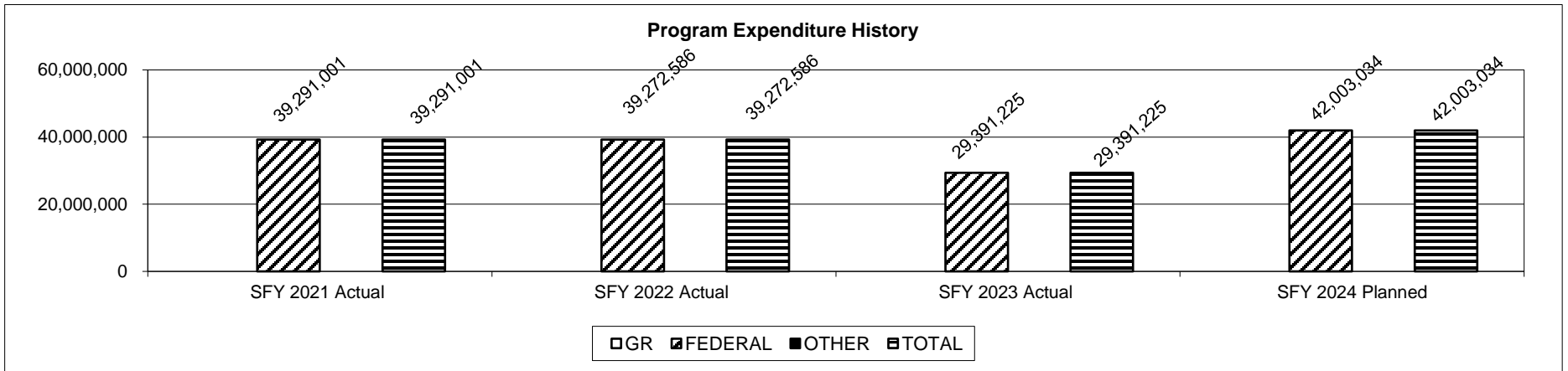
*In SFY 2021, SFY 2022, and SFY 2023 military recruiting numbers declined, resulting in fewer military troops stationed at Fort Leonard Wood during the pandemic. The pandemic and recession have impacted the level of recruitment in all military branches. A gradual increase is anticipated and it is unknown how quickly pre-pandemic levels will be attained.

PROGRAM DESCRIPTION

Department: Social Services
Program Name: Business Enterprise
Program is found in the following core budget(s): Business Enterprise

HB Section(s): 11.195

3. Provide actual expenditures for the prior three fiscal years and planned expenditures for the current fiscal year. (Note: Amounts do not include fringe benefit costs.)



4. What are the sources of the "Other " funds?

N/A

5. What is the authorization for this program, i.e., federal or state statute, etc.? (Include the federal program number, if applicable.)

Federal law: Randolph-Sheppard Act -US Code Title 20 Chapter 6A 107.
 State statute: Sections 8.051 and 8.700-8.745, RSMo.

6. Are there federal matching requirements? If yes, please explain.

No.

7. Is this a federally mandated program? If yes, please explain.

No.

Core – Refugees and Legal Immigrants

CORE DECISION ITEM

Department: Social Services
 Division: Family Support
 Core: Refugees and Legal Immigrants

Budget Unit: 90181C
 HB Section: 11.196

1. CORE FINANCIAL SUMMARY

	FY 2025 Budget Request			
	GR	Federal	Other	Total
PS	0	0	0	0
EE	0	0	0	0
PSD	0	0	0	0
TRF	0	0	0	0
Total	0	0	0	0
FTE	0.00	0.00	0.00	0.00

	FY 2025 Governor's Recommendation			
	GR	Federal	Other	Total
PS	0	0	0	0
EE	0	0	0	0
PSD	0	0	0	0
TRF	0	0	0	0
Total	0	0	0	0
FTE	0.00	0.00	0.00	0.00

Est. Fringe	0	0	0	0
--------------------	---	---	---	---

Note: Fringes budgeted in House Bill 5 except for certain fringes budgeted directly to MoDOT, Highway Patrol, and Conservation.

Est. Fringe	0	0	0	0
--------------------	---	---	---	---

Note: Fringes budgeted in House Bill 5 except for certain fringes budgeted directly to MoDOT, Highway Patrol, and Conservation.

Other Funds: N/A

Other Funds: N/A

2. CORE DESCRIPTION

The Department of Social Services (DSS), Family Support Division (FSD) is contracting out to non-profit organizations the distribution of one-time funding granted in the FY 2023 and FY 2024 budget intended for the resettling of refugees and legal immigrants.

This program was funded as a one-time appropriation in FY 2023 and FY 2024.

3. PROGRAM LISTING (list programs included in this core funding)

Refugees and Legal Immigrants

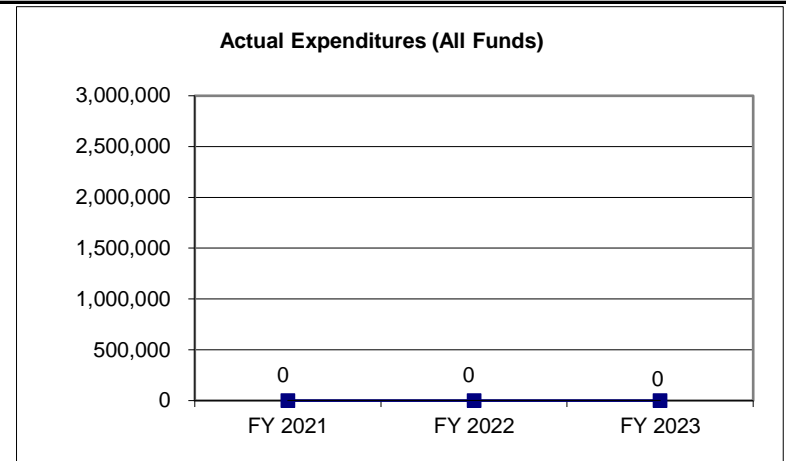
CORE DECISION ITEM

Department: Social Services
Division: Family Support
Core: Refugees and Legal Immigrants

Budget Unit: 90181C
HB Section: 11.196

4. FINANCIAL HISTORY

	FY 2021 Actual	FY 2022 Actual	FY 2023 Actual	FY 2024 Current Yr.
Appropriation (All Funds)	0	0	5,000,000	5,000,000
Less Reverted (All Funds)	0	0	0	0
Less Restricted (All Funds)*	0	0	0	0
Budget Authority (All Funds)	0	0	5,000,000	5,000,000
Actual Expenditures (All Funds)	0	0	0	N/A
Unexpended (All Funds)	0	0	5,000,000	N/A
Unexpended, by Fund:				
General Revenue	0	0	0	N/A
Federal	0	0	5,000,000	N/A
Other	0	0	0	N/A
			(1)	(2)



*Current Year restricted amount is as of September 1, 2023.
 Reverted includes the statutory three-percent reserve (when applicable).
 Restricted includes any Governor's Expenditure Restriction (when applicable).

- NOTES:**
- (1)** This was a newly funded program for FY 2023 (one-time FF Budget Stabilization).
 - (2)** FY 2024 - There was a one-time appropriation of \$5,000,000 FF Budget Stabilization.

CORE RECONCILIATION DETAIL

**DEPARTMENT OF SOCIAL SERVICES
REFUGEES AND LEGAL IMMIGRANTS**

5. CORE RECONCILIATION DETAIL

	Budget Class	FTE	GR	Federal	Other	Total	Explanation
TAFP AFTER VETOES							
	PD	0.00	0	5,000,000	0	5,000,000	
	Total	0.00	0	5,000,000	0	5,000,000	
DEPARTMENT CORE ADJUSTMENTS							
1x Expenditures	253 2756 PD	0.00	0	(5,000,000)	0	(5,000,000)	Core reduction of one-time funding.
	NET DEPARTMENT CHANGES	0.00	0	(5,000,000)	0	(5,000,000)	
DEPARTMENT CORE REQUEST							
	PD	0.00	0	0	0	0	
	Total	0.00	0	0	0	0	
GOVERNOR'S RECOMMENDED CORE							
	PD	0.00	0	0	0	0	
	Total	0.00	0	0	0	0	

DECISION ITEM SUMMARY

Budget Unit									
Decision Item	FY 2023	FY 2023	FY 2024	FY 2024	FY 2025	FY 2025	*****	*****	
Budget Object Summary	ACTUAL	ACTUAL	BUDGET	BUDGET	DEPT REQ	DEPT REQ	SECURED	SECURED	
Fund	DOLLAR	FTE	DOLLAR	FTE	DOLLAR	FTE	COLUMN	COLUMN	
REFUGEES AND LEGAL IMMIGRANTS									
CORE									
PROGRAM-SPECIFIC									
BUDGET STABILIZATION	0	0.00	5,000,000	0.00	0	0.00	0	0.00	
TOTAL - PD	0	0.00	5,000,000	0.00	0	0.00	0	0.00	
TOTAL	0	0.00	5,000,000	0.00	0	0.00	0	0.00	
GRAND TOTAL	\$0	0.00	\$5,000,000	0.00	\$0	0.00	\$0	0.00	

DECISION ITEM DETAIL

Budget Unit	FY 2023	FY 2023	FY 2024	FY 2024	FY 2025	FY 2025	*****	*****
Decision Item	ACTUAL	ACTUAL	BUDGET	BUDGET	DEPT REQ	DEPT REQ	SECURED	SECURED
Budget Object Class	DOLLAR	FTE	DOLLAR	FTE	DOLLAR	FTE	COLUMN	COLUMN
REFUGEES AND LEGAL IMMIGRANTS								
CORE								
PROGRAM DISTRIBUTIONS	0	0.00	5,000,000	0.00	0	0.00	0	0.00
TOTAL - PD	0	0.00	5,000,000	0.00	0	0.00	0	0.00
GRAND TOTAL	\$0	0.00	\$5,000,000	0.00	\$0	0.00	\$0	0.00
GENERAL REVENUE	\$0	0.00	\$0	0.00	\$0	0.00		0.00
FEDERAL FUNDS	\$0	0.00	\$5,000,000	0.00	\$0	0.00		0.00
OTHER FUNDS	\$0	0.00	\$0	0.00	\$0	0.00		0.00

PROGRAM DESCRIPTION

Department: Social Services

HB Section(s): 11.196

Program Name: Refugees and Legal Immigrants

Program is found in the following core budget(s): Refugees and Legal Immigrants

1a. What strategic priority does this program address?

Build and engage community resources to support families in need

1b. What does this program do?

The Department of Social Services (DSS), Family Support Division (FSD) is contracting with non-profit organizations to use one-time funding intended for the resettling of refugees and legal immigrants. FSD will seek to contract out the distribution of this one-time funding to local non-profit organizations that have a stake in financially assisting refugees and legal immigrants to obtain employment and learn the English language. This funding will also support the administrative costs for management of the contract(s).

2a. Provide an activity measure(s) for the program.

A measure of activity will be developed upon implementation.

This was a new program in SFY 2023 but will not be implemented until SFY 2024; therefore, there is no data to report prior to SFY 2024.

2b. Provide a measure(s) of the program's quality.

A measure of quality will be developed upon implementation.

This was a new program in SFY 2023 but will not be implemented until SFY 2024; therefore, there is no data to report prior to SFY 2024.

2c. Provide a measure(s) of the program's impact.

A measure of impact will be developed upon implementation.

This was a new program in SFY 2023 but will not be implemented until SFY 2024; therefore, there is no data to report prior to SFY 2024.

2d. Provide a measure(s) of the program's efficiency.

A measure of efficiency will be developed upon implementation.

This was a new program in SFY 2023 but will not be implemented until SFY 2024; therefore, there is no data to report prior to SFY 2024.

PROGRAM DESCRIPTION


Department: Social Services

HB Section(s): 11.196

Program Name: Refugees and Legal Immigrants

Program is found in the following core budget(s): Refugees and Legal Immigrants

3. Provide actual expenditures for the prior three fiscal years and planned expenditures for the current fiscal year. (Note: Amounts do not include fringe benefit costs.)



4. What are the sources of the "Other " funds?

N/A

5. What is the authorization for this program, i.e., federal or state statute, etc.? (Include the federal program number, if applicable.)

HB 11.242 (DSS Appropriations Bill)

6. Are there federal matching requirements? If yes, please explain.

No.

7. Is this a federally mandated program? If yes, please explain.

No.

**Core - Child Support Field
Staff
& Operations**

CORE DECISION ITEM

Department: Social Services
Division: Family Support
Core: Child Support Field Staff and Operations

Budget Unit: 90060C
HB Section: 11.200

1. CORE FINANCIAL SUMMARY

	FY 2025 Budget Request					FY 2025 Governor's Recommendation			
	GR	Federal	Other	Total		GR	Federal	Other	Total
PS	3,335,053	18,258,710	2,344,969	23,938,732	PS	0	0	0	0
EE	2,416,371	5,311,678	396,390	8,124,439	EE	0	0	0	0
PSD	121,000	0	0	121,000	PSD	0	0	0	0
TRF	0	0	0	0	TRF	0	0	0	0
Total	5,872,424	23,570,388	2,741,359	32,184,171	Total	0	0	0	0
FTE	76.34	342.15	165.55	584.04	FTE	0.00	0.00	0.00	0.00

Est. Fringe	2,389,525	11,943,772	3,360,365	17,693,662
--------------------	-----------	------------	-----------	------------

Note: Fringes budgeted in House Bill 5 except for certain fringes budgeted directly to MoDOT, Highway Patrol, and Conservation.

Est. Fringe	0	0	0	0
--------------------	---	---	---	---

Note: Fringes budgeted in House Bill 5 except for certain fringes budgeted directly to MoDOT, Highway Patrol, and Conservation.

Other Funds: Child Support Enforcement Collections Fund (0169) - \$2,741,359

Other Funds: N/A

2. CORE DESCRIPTION

The Family Support Division (FSD) promotes parental responsibility. Whenever a child receives support from a person paying support, that same child's need for MO HealthNet benefits or Temporary Assistance for Needy Families (TANF) benefits may decrease. This appropriation provides the salaries, communication costs, and office expenses for front-line worker, supervisory, and support staff to operate the 15 Child Support (CS) field offices located across the state, central field support units and FSD's merit-staffed call center operation. This appropriation also funds a contract that combines mail processing, case initiation, and document management functions.

3. PROGRAM LISTING (list programs included in this core funding)

Child Support Field Staff and Operations

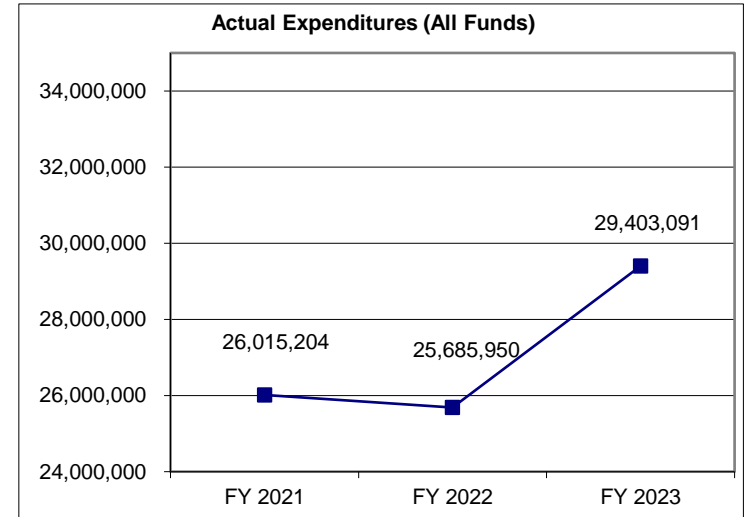
CORE DECISION ITEM

Department: Social Services
Division: Family Support
Core: Child Support Field Staff and Operations

Budget Unit: 90060C
HB Section: 11.200

4. FINANCIAL HISTORY

	FY 2021 Actual	FY 2022 Actual	FY 2023 Actual	FY 2024 Current Yr.
Appropriation (All Funds)	33,956,920	33,044,991	35,038,951	32,234,171
Less Reverted (All Funds)	(215,885)	(205,964)	(208,627)	(177,673)
Less Restricted (All Funds)*	0	0	0	0
Budget Authority (All Funds)	33,741,035	32,839,027	34,830,324	32,056,498
Actual Expenditures (All Funds)	26,015,204	25,685,950	29,403,091	N/A
Unexpended (All Funds)	7,725,831	7,153,077	5,427,233	N/A
Unexpended, by Fund:				
General Revenue	1,634,680	62,281	178,227	N/A
Federal	4,096,195	6,835,164	3,971,144	N/A
Other	275	255,632	1,277,861	N/A
	(1)	(2)	(3)	(4)



*Current Year restricted amount is as of September 1, 2023.
 Reverted includes the statutory three-percent reserve (when applicable).
 Restricted includes any Governor's Expenditure Restriction (when applicable).

NOTES:

(1) FY 2021 - There were two different pay plan increases for a total of \$365,171 (\$148,271 GR; \$216,900 FF). There was a Core Reallocation of \$1,259 (\$305 GR; \$918 FF; \$36 CSEC Fund) for Mileage Reimbursement and a Core Reduction of \$467,586 in CSEC Funds for cell phone and mobility for Children's Division.

Note: Missouri statute 208.170.9 limits what the CSEC fund can be used for and does not authorize this fund to pay expenses for the Children's Divisions program.

(2) FY 2022 - There was a pay plan increase of \$224,038 (\$55,983 GR; \$168,055 FF), and an increase of \$1,501 FF for mileage reimbursement. There was a core reduction of \$1,137,468 (\$386,739 GR; \$750,729 FF) due to termination of contract.

(3) FY 2023 - There were two pay plan increases of \$1,742,459 (\$451,790 GR; \$1,290,669 FF), an increase of \$1,501 FF for mileage reimbursement, and a core increase of \$250,000 (\$87,000 GR; \$163,000 FF) for March Mediation. There was a core reduction of \$450,000 GR and one-time increase of \$450,000 CSEC fund.

(3) FY 2024 - There was a pay plan increase of \$1,915,981 (\$266,928 GR; \$1,461,369 FF; \$187,684 CSEC), an increase of \$1,024 (\$456 GR; \$568 FF) for mileage reimbursement increase, and a core increase of \$34,000 GR for March Mediation. There was a one-time increase of \$50,000 GR for Mediation Services Clay County Parenting Court. There was a Core Reallocation of \$4,355,377 (\$1,383,190 GR; \$2,764,307 FF; \$207,880 CSEC) PS and EE and 67.2 FTE to new HB Section 11.247 for the CS Call Center. There was a core reduction of FY23 one-time CSEC fund of \$450,000. There was also an increase of \$360,709 FF for the MO SAVES Grant.

CORE RECONCILIATION DETAIL

**DEPARTMENT OF SOCIAL SERVICES
CHILD SUPPORT FIELD STAFF/OPS**

5. CORE RECONCILIATION DETAIL

	Budget Class	FTE	GR	Federal	Other	Total	Explanation
TAFP AFTER VETOES							
	PS	584.04	3,335,053	18,258,710	2,344,969	23,938,732	
	EE	0.00	2,416,371	5,945,295	396,390	8,758,056	
	PD	0.00	171,000	1,727,500	0	1,898,500	
	Total	584.04	5,922,424	25,931,505	2,741,359	34,595,288	
DEPARTMENT CORE ADJUSTMENTS							
1x Expenditures	220 4655	PD	0.00	(50,000)	0	0	(50,000) Core reduction of one-time funding.
Core Reallocation	666 6263	PS	0.00	0	0	0	(0) Core reallocation to align with actual expenditures.
Core Reallocation	666 6267	PS	(0.00)	0	0	0	(0) Core reallocation to align with actual expenditures.
Core Reallocation	666 6260	PS	(0.00)	0	0	0	(0) Core reallocation to align with actual expenditures.
	NET DEPARTMENT CHANGES		(0.00)	(50,000)	0	0	(50,000)
DEPARTMENT CORE REQUEST							
	PS	584.04	3,335,053	18,258,710	2,344,969	23,938,732	
	EE	0.00	2,416,371	5,945,295	396,390	8,758,056	
	PD	0.00	121,000	1,727,500	0	1,848,500	
	Total	584.04	5,872,424	25,931,505	2,741,359	34,545,288	
GOVERNOR'S RECOMMENDED CORE							
	PS	584.04	3,335,053	18,258,710	2,344,969	23,938,732	
	EE	0.00	2,416,371	5,945,295	396,390	8,758,056	
	PD	0.00	121,000	1,727,500	0	1,848,500	
	Total	584.04	5,872,424	25,931,505	2,741,359	34,545,288	

DECISION ITEM SUMMARY

Budget Unit									
Decision Item	FY 2023	FY 2023	FY 2024	FY 2024	FY 2025	FY 2025	*****	*****	
Budget Object Summary	ACTUAL	ACTUAL	BUDGET	BUDGET	DEPT REQ	DEPT REQ	SECURED	SECURED	
Fund	DOLLAR	FTE	DOLLAR	FTE	DOLLAR	FTE	COLUMN	COLUMN	
CHILD SUPPORT FIELD STAFF/OPS									
CORE									
PERSONAL SERVICES									
GENERAL REVENUE	3,543,064	91.60	3,335,053	76.34	3,335,053	76.34	0	0.00	
DEPT OF SOC SERV FEDERAL & OTH	14,606,328	379.55	18,258,710	342.15	18,258,710	342.15	0	0.00	
CHILD SUPPORT ENFORCEMENT FUND	2,042,860	52.67	2,344,969	165.55	2,344,969	165.55	0	0.00	
TOTAL - PS	20,192,252	523.82	23,938,732	584.04	23,938,732	584.04	0	0.00	
EXPENSE & EQUIPMENT									
GENERAL REVENUE	3,023,638	0.00	2,416,371	0.00	2,416,371	0.00	0	0.00	
DEPT OF SOC SERV FEDERAL & OTH	6,368,776	0.00	5,945,295	0.00	5,945,295	0.00	0	0.00	
CHILD SUPPORT ENFORCEMENT FUND	53,672	0.00	396,390	0.00	396,390	0.00	0	0.00	
TOTAL - EE	9,446,086	0.00	8,758,056	0.00	8,758,056	0.00	0	0.00	
PROGRAM-SPECIFIC									
GENERAL REVENUE	0	0.00	171,000	0.00	121,000	0.00	0	0.00	
DEPT OF SOC SERV FEDERAL & OTH	57,076	0.00	1,727,500	0.00	1,727,500	0.00	0	0.00	
TOTAL - PD	57,076	0.00	1,898,500	0.00	1,848,500	0.00	0	0.00	
TOTAL	29,695,414	523.82	34,595,288	584.04	34,545,288	584.04	0	0.00	
SB 35 Implementation - 1886003									
PERSONAL SERVICES									
GENERAL REVENUE	0	0.00	0	0.00	273,850	6.80	0	0.00	
DEPT OF SOC SERV FEDERAL & OTH	0	0.00	0	0.00	531,590	13.20	0	0.00	
TOTAL - PS	0	0.00	0	0.00	805,440	20.00	0	0.00	
EXPENSE & EQUIPMENT									
GENERAL REVENUE	0	0.00	0	0.00	136,150	0.00	0	0.00	
DEPT OF SOC SERV FEDERAL & OTH	0	0.00	0	0.00	264,291	0.00	0	0.00	
TOTAL - EE	0	0.00	0	0.00	400,441	0.00	0	0.00	
TOTAL	0	0.00	0	0.00	1,205,881	20.00	0	0.00	
GRAND TOTAL	\$29,695,414	523.82	\$34,595,288	584.04	\$35,751,169	604.04	\$0	0.00	

DECISION ITEM DETAIL

Budget Unit	FY 2023	FY 2023	FY 2024	FY 2024	FY 2025	FY 2025	*****	*****
Decision Item	ACTUAL	ACTUAL	BUDGET	BUDGET	DEPT REQ	DEPT REQ	SECURED	SECURED
Budget Object Class	DOLLAR	FTE	DOLLAR	FTE	DOLLAR	FTE	COLUMN	COLUMN
CHILD SUPPORT FIELD STAFF/OPS								
CORE								
LEGAL COUNSEL	119,851	1.51	128,424	1.69	128,424	1.69	0	0.00
HEARINGS OFFICER	420,442	6.72	660,517	12.35	660,517	12.35	0	0.00
MISCELLANEOUS TECHNICAL	2,398	0.07	0	0.00	0	0.00	0	0.00
MISCELLANEOUS PROFESSIONAL	388	0.00	21,940	0.50	21,940	0.50	0	0.00
SPECIAL ASST PROFESSIONAL	9,330	0.23	90,727	2.00	90,727	2.00	0	0.00
SPECIAL ASST OFFICE & CLERICAL	10,165	0.30	35,122	1.00	35,122	1.00	0	0.00
ADMIN SUPPORT ASSISTANT	1,398,817	41.64	1,835,345	53.00	1,746,555	51.00	0	0.00
LEAD ADMIN SUPPORT ASSISTANT	255,884	7.13	256,240	6.00	256,240	6.00	0	0.00
ADMIN SUPPORT PROFESSIONAL	21,713	0.56	40,398	1.00	40,398	1.00	0	0.00
BUSINESS PROJECT MANAGER	12,655	0.29	48,005	1.00	48,005	1.00	0	0.00
PROGRAM ASSISTANT	46,429	1.08	0	0.00	88,790	2.00	0	0.00
PROGRAM SPECIALIST	571,845	11.20	585,400	11.00	585,400	11.00	0	0.00
PROGRAM COORDINATOR	1,114,377	19.40	1,121,003	19.00	1,121,003	19.00	0	0.00
PROGRAM MANAGER	156,668	1.97	169,226	2.00	169,226	2.00	0	0.00
RESEARCH/DATA ANALYST	70,618	1.36	0	0.00	108,014	2.00	0	0.00
STAFF DEV TRAINING SPECIALIST	186,748	3.93	164,376	3.00	164,376	3.00	0	0.00
SR STAFF DEV TRAINING SPEC	55,567	0.99	59,997	1.00	59,997	1.00	0	0.00
STAFF DEVELOPMENT TRAINING MGR	0	0.00	76,214	1.00	76,214	1.00	0	0.00
BENEFIT PROGRAM TECHNICIAN	12,502,625	349.07	15,645,326	390.50	15,079,075	380.50	0	0.00
BENEFIT PROGRAM SPECIALIST	524,402	13.13	172,872	7.00	631,109	15.00	0	0.00
BENEFIT PROGRAM SUPERVISOR	2,711,330	63.24	2,827,600	71.00	2,827,600	71.00	0	0.00
TOTAL - PS	20,192,252	523.82	23,938,732	584.04	23,938,732	584.04	0	0.00
TRAVEL, IN-STATE	51,114	0.00	88,339	0.00	88,339	0.00	0	0.00
TRAVEL, OUT-OF-STATE	17,488	0.00	5,000	0.00	6,000	0.00	0	0.00
SUPPLIES	1,301,189	0.00	1,147,083	0.00	1,147,083	0.00	0	0.00
PROFESSIONAL DEVELOPMENT	16,370	0.00	9,502	0.00	9,502	0.00	0	0.00
COMMUNICATION SERV & SUPP	349,468	0.00	879,621	0.00	879,621	0.00	0	0.00
PROFESSIONAL SERVICES	5,816,022	0.00	6,284,377	0.00	6,284,377	0.00	0	0.00
HOUSEKEEPING & JANITORIAL SERV	1,212	0.00	500	0.00	500	0.00	0	0.00
M&R SERVICES	810,042	0.00	42,153	0.00	42,153	0.00	0	0.00
COMPUTER EQUIPMENT	993,803	0.00	0	0.00	0	0.00	0	0.00
OFFICE EQUIPMENT	18,927	0.00	90,747	0.00	89,747	0.00	0	0.00

DECISION ITEM DETAIL

Budget Unit	FY 2023	FY 2023	FY 2024	FY 2024	FY 2025	FY 2025	*****	*****
Decision Item	ACTUAL	ACTUAL	BUDGET	BUDGET	DEPT REQ	DEPT REQ	SECURED	SECURED
Budget Object Class	DOLLAR	FTE	DOLLAR	FTE	DOLLAR	FTE	COLUMN	COLUMN
CHILD SUPPORT FIELD STAFF/OPS								
CORE								
OTHER EQUIPMENT	32,982	0.00	28,523	0.00	28,523	0.00	0	0.00
PROPERTY & IMPROVEMENTS	429	0.00	7,952	0.00	7,952	0.00	0	0.00
BUILDING LEASE PAYMENTS	268	0.00	5,472	0.00	5,472	0.00	0	0.00
EQUIPMENT RENTALS & LEASES	31,156	0.00	155,390	0.00	155,390	0.00	0	0.00
MISCELLANEOUS EXPENSES	5,616	0.00	13,397	0.00	13,397	0.00	0	0.00
TOTAL - EE	9,446,086	0.00	8,758,056	0.00	8,758,056	0.00	0	0.00
PROGRAM DISTRIBUTIONS	57,076	0.00	1,898,500	0.00	1,848,500	0.00	0	0.00
TOTAL - PD	57,076	0.00	1,898,500	0.00	1,848,500	0.00	0	0.00
GRAND TOTAL	\$29,695,414	523.82	\$34,595,288	584.04	\$34,545,288	584.04	\$0	0.00
GENERAL REVENUE	\$6,566,702	91.60	\$5,922,424	76.34	\$5,872,424	76.34		0.00
FEDERAL FUNDS	\$21,032,180	379.55	\$25,931,505	342.15	\$25,931,505	342.15		0.00
OTHER FUNDS	\$2,096,532	52.67	\$2,741,359	165.55	\$2,741,359	165.55		0.00

PROGRAM DESCRIPTION

Department: Social Services

HB Section(s): 11.200

Program Name: Child Support Field Staff and Operations

Program is found in the following core budget(s): Child Support Field Staff and Operations

1a. What strategic priority does this program address?

Economic independence for Missourians

1b. What does this program do?

The Department of Social Services (DSS), Family Support Division (FSD) collects financial and medical support for children to help ensure children have the financial and medical support of both parents. Children benefit when both parents are involved in their children's lives.

The FSD, Child Support (CS) program provides effective services to Missourians and promotes stable, safe, and healthy relationships between parents and children. The responsibilities of the CS program include promoting parent involvement at all levels, locating parents, establishing paternity, establishing and enforcing child support and medical support orders, reviewing and initiating modification of support orders, and distributing child support collections. CS workers perform casework activities statewide, regardless of their physical location. The CS program collects an average of \$1.5 million per day.

The CS program is also charged with securing private health care coverage information, establishing and enforcing medical support obligations for children, and assisting with efforts to contain MO HealthNet costs by identifying possible third parties liable for medical costs.

In September 2022, CS completed statewide implementation of a new tasking system. Current™ helps monitor the workflow of the applications, establishment orders, order modifications and determines productivity and timeliness for each staff. Key Performance Indicators or KPI's were developed and shared with all FSD-CS field staff. These indicators allow staff to more clearly understand the expectations of their daily activities, while empowering management to more readily understand the output of their staff, compare it across all areas of work, and hold all staff to a similar accountability.

Paternity Establishment

CS staff provided paternity establishment services for over 3,657 cases in SFY 2022. Establishing legal paternity for children born to a mother who is not married to the child's biological father, is the first step in addressing the social and economic needs of children. FSD contracts with a genetic testing vendor to scientifically determine paternity by providing genetic paternity testing at no cost to clients. FSD may establish a child support order by using administrative process when paternity is presumed (for instance, the child was born of the marriage or genetic testing established a presumption), or legally established by court order, or by affidavit signed by the parents. The resulting administrative order is filed with the circuit court thereby becoming an order docketed by that court.

The goal of the program is to increase the percentage of children for whom paternity is established. Federal studies show that the best time for unmarried parents to acknowledge paternity of their newborn is at the hospital, immediately following the birth of the child. FSD operates an in-hospital paternity program in all of Missouri's birthing hospitals to provide hospital staff with comprehensive training to assist them with offering unmarried parents the option of establishing paternity with the Affidavit Acknowledging Paternity. The program was expanded to include FSD staff being on-site at selected hospitals to obtain affidavits from parents of newborn children. In SFY 2022, 73,015 children were born in Missouri, of which 27,187 were born to mothers who were not married. Of those children born out of wedlock in Missouri, 13,403 had paternity established through the affidavit. In SFY 2022, approximately 75% of all affidavits came directly from birthing hospitals.

If the alleged father does not cooperate with FSD in determining his paternity through genetic tests or affidavit, FSD must use judicial processes to establish paternity and obtain a child support order. FSD staff refer such cases to prosecuting attorneys throughout the state.

PROGRAM DESCRIPTION

Department: Social Services

HB Section(s): 11.200

Program Name: Child Support Field Staff and Operations

Program is found in the following core budget(s): Child Support Field Staff and Operations

Order Establishment and Modification

Missouri uses an "income shares" model (guidelines) to calculate the amount of child support obligation to be paid in the establishment of an order and the modification of an existing order. The guidelines take into account special circumstances such as daycare expenses, health insurance premiums, other children of the parents, and extraordinary needs of the child or the parents.

Order Enforcement

CS staff enforce administrative and/or judicial support orders on over 236,000 cases. An obligor who fails to comply with his/her support order may be subject to a variety of enforcement actions. The division has statutory authority to enforce child support orders through income withholding, state and federal tax refund intercepts, passport denial, driver license suspension, and liens on property/bank accounts. Enforcement tools utilized by the division resulted in a half a billion dollars collected annually from FFY 2004 to 2022. In SFY 2022, 97% of collections were disbursed to the families and the remaining 3% were reimbursed public assistance dollars. Collections from the child support program's enforcement actions have helped families live better lives by providing children with the support they are entitled to.

Customer Service

CS experiences a high volume of customer inquiries. On April 1, 2021, the FSD transitioned from a contracted call center to state employees handling child support customer inquiries from employers, persons receiving support, and persons paying support. CS staff answer general customer inquiries and provide case specific information as needed, in addition to information regarding Genetic Testing, Paternity and Order Establishment, and Modification of Support issues. All staff throughout the CS program interact to ensure that policy and procedures based on federal and state guidelines are followed.

FSD has a website to assist the public in learning more about the division and the services available. Through this website, individuals may apply for child support services online; persons receiving support can access an application to receive payments by direct deposit and persons paying support can access an application for auto withdrawal of support payments. The FSD website also enables customers to access information regarding payments and balances.

In addition to making support payments by mail, the person paying support can make payments over the phone using a credit or debit card, pay on-line using the Family Support Payment Center Internet Payment Website, access an application for auto withdrawal or pay with cash using PayNearMe at thousands of trusted payment locations nationwide, including CVS Pharmacy, 7-Eleven, Family Dollar, Casey's General Stores, and Wal-Mart.

Mediation

FSD contracts for mediation services for divorced or never married eligible parents to resolve parenting disputes and to reduce or eliminate potential emotional trauma to children due to parental conflict. Mediation services are designed to resolve issues relating to parenting time, custody, child support, transportation, health care coverage, and health and safety of the children. DSS refers clients for mediation.

PROGRAM DESCRIPTION

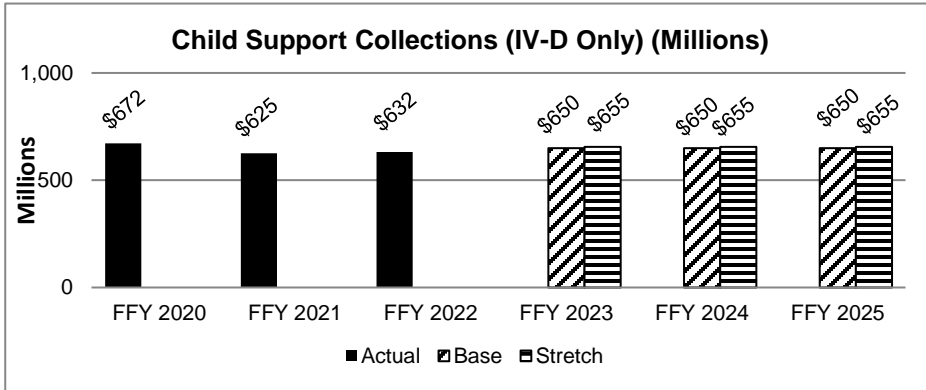
Department: Social Services

HB Section(s): 11.200

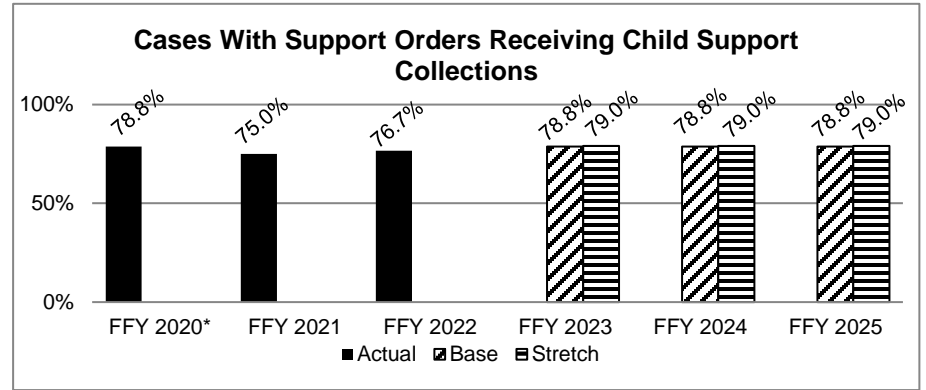
Program Name: Child Support Field Staff and Operations

Program is found in the following core budget(s): Child Support Field Staff and Operations

2a. Provide an activity measure(s) for the program.

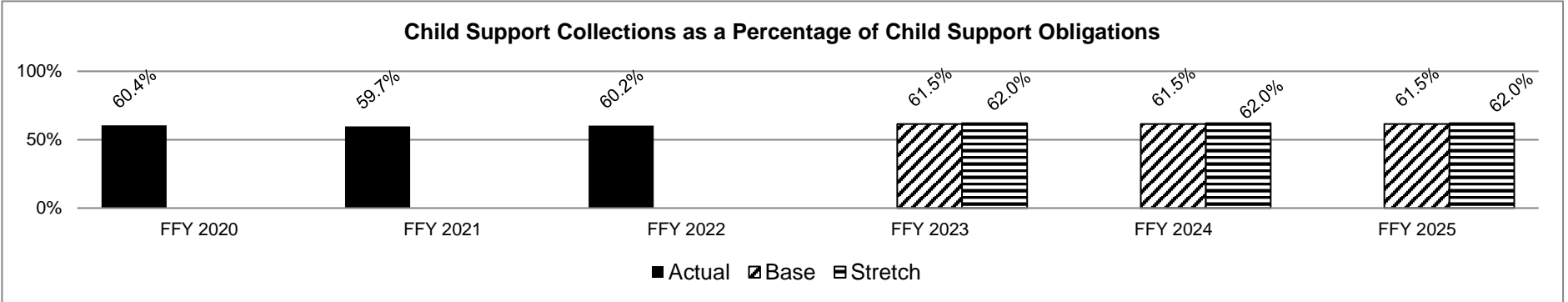


FFY 2023 data will be available in November 2023.



*FFY 2020 increased due to receiving collections from stimulus payment and high unemployment collections.
FFY 2023 data will be available in November 2023.

2b. Provide a measure(s) of the program's quality.



FFY 2023 data will be available in November 2023.

PROGRAM DESCRIPTION

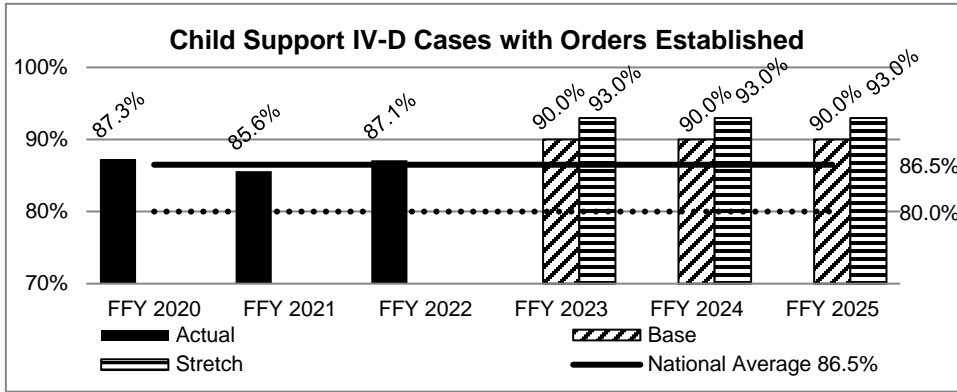
Department: Social Services

HB Section(s): 11.200

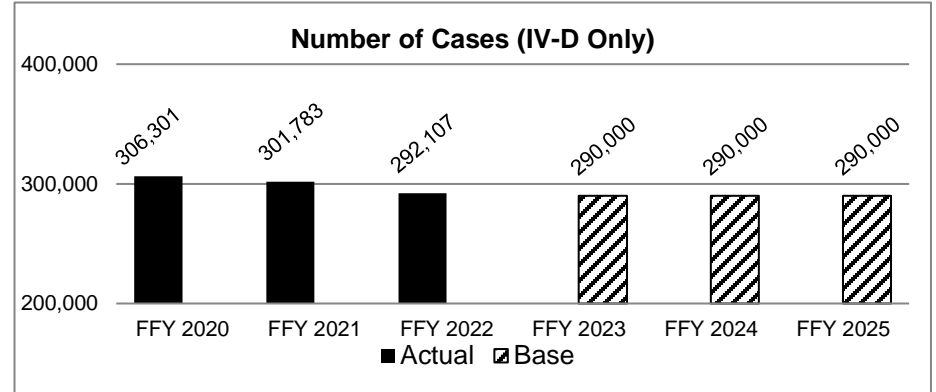
Program Name: Child Support Field Staff and Operations

Program is found in the following core budget(s): Child Support Field Staff and Operations

2c. Provide a measure(s) of the program's impact.

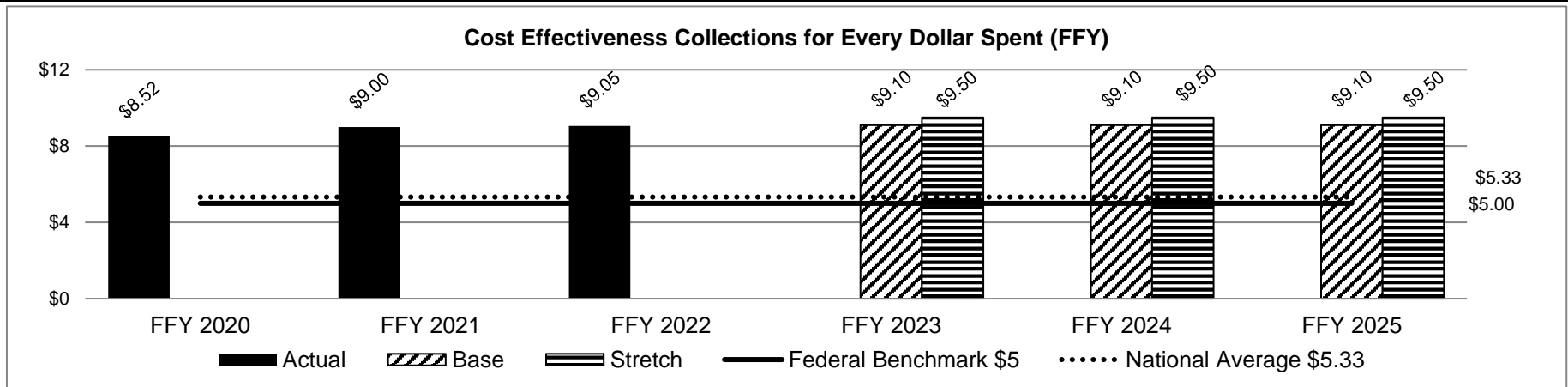


FFY 2023 data will be available in November 2023.



The number of cases is expected to continue to decline due to reduced TANF caseloads and a reduction in incoming TANF applications. FFY 2023 data will be available in November 2023.

2d. Provide a measure(s) of the program's efficiency.



FFY 2023 data will be available in November 2023.

PROGRAM DESCRIPTION

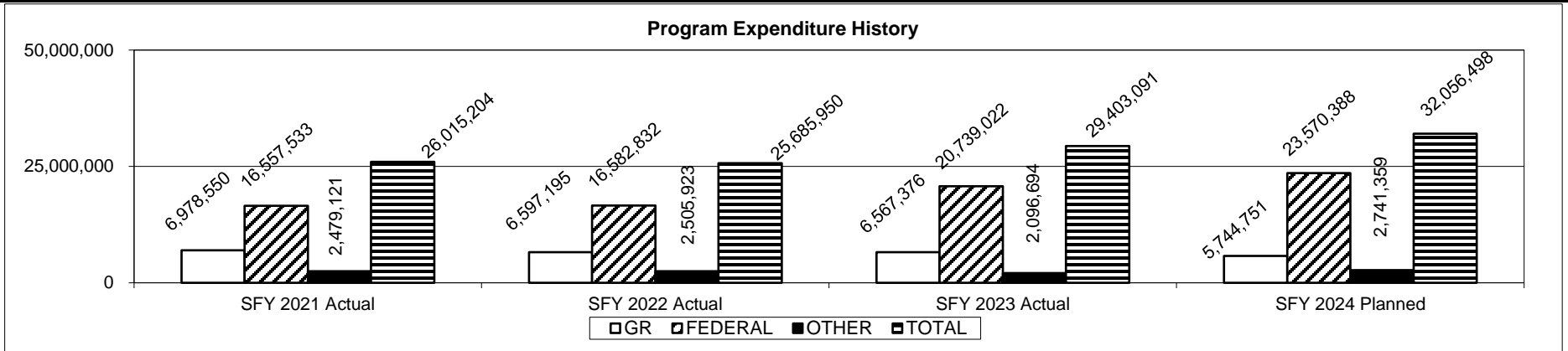
Department: Social Services

HB Section(s): 11.200

Program Name: Child Support Field Staff and Operations

Program is found in the following core budget(s): Child Support Field Staff and Operations

3. Provide actual expenditures for the prior three fiscal years and planned expenditures for the current fiscal year. (Note: Amounts do not include fringe benefit costs.)



SFY 2024 Planned expenditures are net of reverted.

4. What are the sources of the "Other" funds?

Child Support Enforcement Collection Fund (0169)

5. What is the authorization for this program, i.e., federal or state statute, etc.? (Include the federal program number, if applicable.)

State statute: Chapters 210 and 454, RSMO. Missouri Code of State Regulations, Title 13, Division 40, Chapters 100-112. Federal: US Code, Title 42, Chapter 7, Subchapter IV, Part D, Code of Federal Regulations, Title 45, Chapter III.

6. Are there federal matching requirements? If yes, please explain.

Yes, expenditures are claimed under Title IV-D of the Social Security Act, which requires a 34% state match.

7. Is this a federally mandated program? If yes, please explain.

Yes. Public Law 93-647 (Title IV-D of the Social Security Act), Code of Federal Regulations, Title 45, Chapter III.

Core - Child Support Federal Grants

CORE DECISION ITEM

Department: Social Services
 Division: Family Support
 Core: Child Support Field Staff and Operations - CS Federal Grants

Budget Unit: 90060C
 HB Section: 11.200

1. CORE FINANCIAL SUMMARY

	FY 2025 Budget Request			
	GR	Federal	Other	Total
PS	0	0	0	0
EE	0	272,908	0	272,908
PSD	0	1,727,500	0	1,727,500
TRF	0	0	0	0
Total	0	2,000,408	0	2,000,408
FTE	0.00	0.00	0.00	0.00

	FY 2025 Governor's Recommendation			
	GR	Federal	Other	Total
PS	0	0	0	0
EE	0	0	0	0
PSD	0	0	0	0
TRF	0	0	0	0
Total	0	0	0	0
FTE	0.00	0.00	0.00	0.00

Est. Fringe	0	0	0	0
--------------------	---	---	---	---

Note: Fringes budgeted in House Bill 5 except for certain fringes budgeted directly to MoDOT, Highway Patrol, and Conservation.

Est. Fringe	0	0	0	0
--------------------	---	---	---	---

Note: Fringes budgeted in House Bill 5 except for certain fringes budgeted directly to MoDOT, Highway Patrol, and Conservation.

Other Funds: N/A

Other Funds: N/A

2. CORE DESCRIPTION

The Charting a Course for Economic Mobility and Responsible Parenting grants provide funding to educate teens and young adults about their personal development by informing them about the financial, legal, and emotional responsibilities of parenthood.

3. PROGRAM LISTING (list programs included in this core funding)

Charting a Course for Economic Mobility - Child Support Federal Grants:
 Future Leaders
 Parenting Can Wait (PCW)

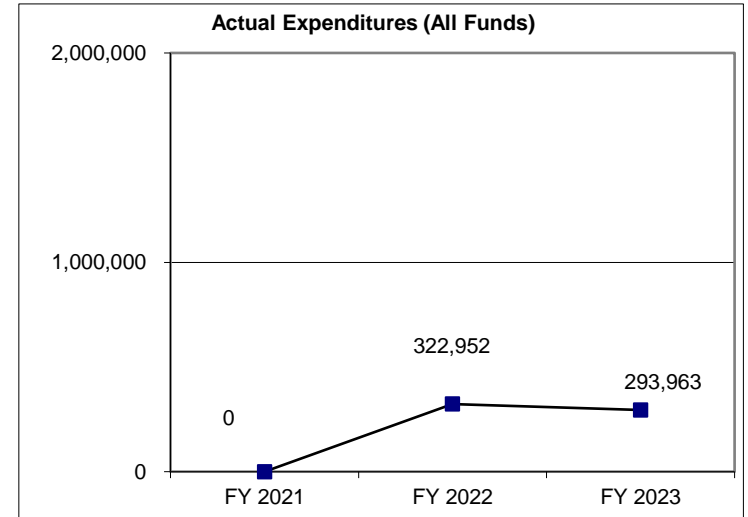
CORE DECISION ITEM

Department: Social Services
Division: Family Support
Core: Child Support Field Staff and Operations - CS Federal Grants

Budget Unit: 90060C
HB Section: 11.200

4. FINANCIAL HISTORY

	FY 2021 Actual	FY 2022 Actual	FY 2023 Actual	FY 2024 Current Yr.
Appropriation (All Funds)	0	2,000,000	2,000,000	2,000,408
Less Reverted (All Funds)	0	0	0	0
Less Restricted (All Funds)*	0	0	0	0
Budget Authority (All Funds)	<u>0</u>	<u>2,000,000</u>	<u>2,000,000</u>	<u>2,000,408</u>
Actual Expenditures (All Funds)	0	322,952	293,963	N/A
Unexpended (All Funds)	<u>0</u>	<u>1,677,048</u>	<u>1,706,037</u>	N/A
Unexpended, by Fund:				
General Revenue	0	0	0	N/A
Federal	0	1,677,048	1,706,037	N/A
Other	0	0	0	N/A
	(1)	(2)		(3)



*Current Year restricted amount is as of September 1, 2023.
 Reverted includes the statutory three-percent reserve (when applicable).
 Restricted includes any Governor's Expenditure Restriction (when applicable).

NOTES:

- (1)** FY 2021 - Authority available in Federal Grants and Donations Fund. HB section 11.010 was used for \$138,767 in expenditures.
- (2)** FY 2022 - There was an increase of \$2,000,000 FF for additional federal appropriation authority granted to utilize federal funding from two \$1 million grants.
- (3)** FY 2024 - There was a core increase of \$408 FF for mileage reimbursement increase.

PROGRAM DESCRIPTION

Department: Social Services

HB Section(s): 11.200

Program Name: Child Support Federal Grants

Program is found in the following core budget(s): Child Support Field Staff and Operations

1a. What strategic priority does this program address?

Safety & well-being for children & youth and economic independence for Missourians

1b. What does this program do?

The Department of Social Services (DSS), Family Support Division (FSD) Child Support (CS) Program was awarded the Charting a Course for Economic Mobility and Responsible Parenting grant funds by the Department of Health and Human Services, Administration for Children and Families providing the authorization to develop and implement two programs: the Future Leaders program and the Parenting Can Wait (PCW) program. The goal of the two \$1 million grants is to increase teens' understanding of the financial, legal, and emotional responsibilities of adulthood.

The overall curriculum derives from Maslow's Hierarchy of Needs. The University of Missouri School of Medicine Health Management and Informatics is actively evaluating both programs for the grant period. Both programs have partnered with community organizations to facilitate the grant's activities. Both programs' curriculum and activities help young adults gain the knowledge, skills, and access to resources likely to lead to success in pursuit of life goals, economic mobility, and responsible parenting. The programs incorporate evidence from successful youth development, peer education, health promotion, parent education, cognitive and behavioral education and workforce development models.

For the 2023-2024 school year, the Future Leaders program will be provided to approximately 1,300 students in school districts that have volunteered to participate in the program. The Future Leaders program teaches middle school students to think about the choices they make about relationships, finances, and parental responsibilities. The program offers various educational strategies such as public service announcements, presentations, classes, videos, peer discussions, and other activities. The curriculum covers, at minimum, six units of personal development material, six units of financial literacy and one unit of child support information.

The PCW program provides activities and curriculum designed for youth in high school. Approximately 800 at-risk teens who are enrolled in alternative schools or who are in custody of the Division of Youth Services (DYS) participate in the program. The program offers various parenthood curricula, independent living skills, child support education, financial literacy, and mentoring services to help youth gain invaluable information, knowledge, and skills necessary to become self-sufficient and maintain healthy relationships through adulthood.

Junior Achievement (JA) is the in-kind financial consultant and provides the grant's financial curriculum for both programs.

PROGRAM DESCRIPTION

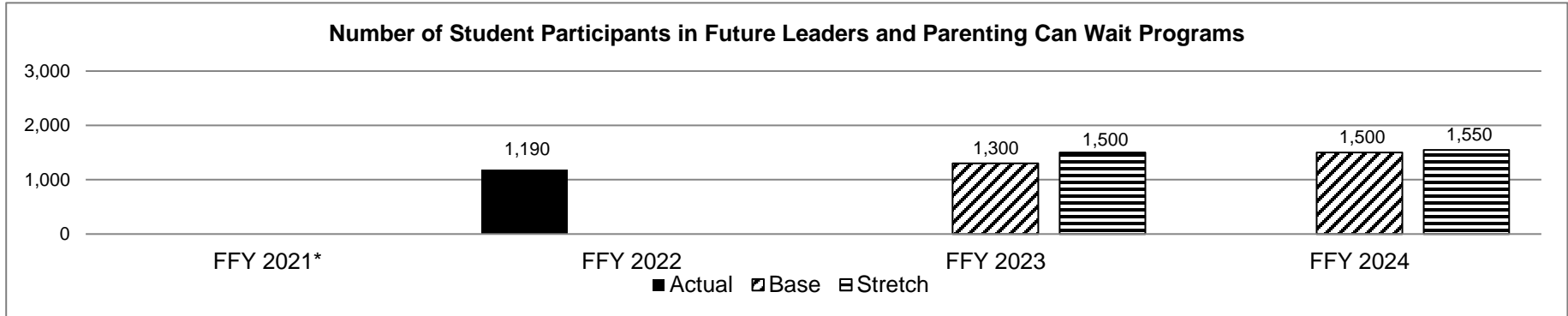
Department: Social Services

HB Section(s): 11.200

Program Name: Child Support Federal Grants

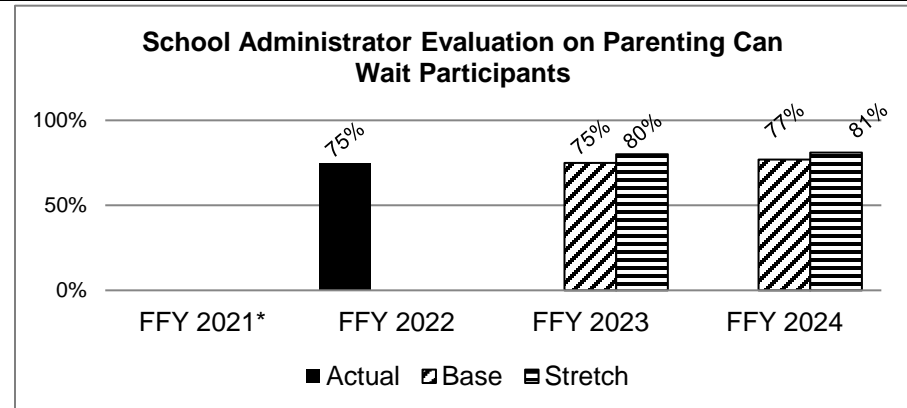
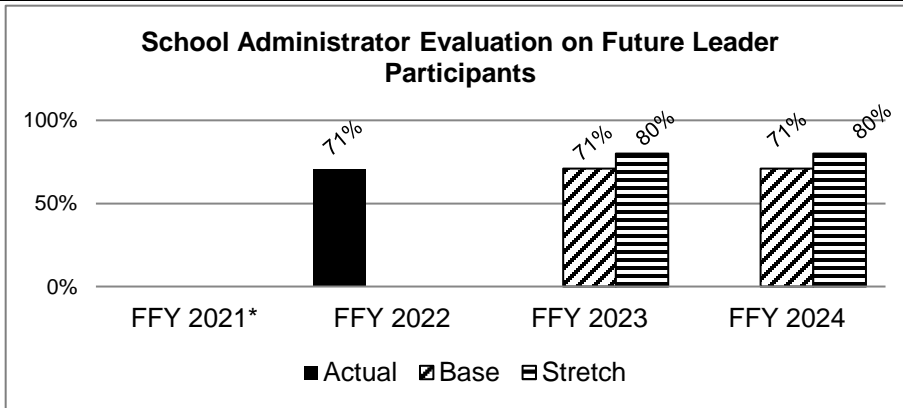
Program is found in the following core budget(s): Child Support Field Staff and Operations

2a. Provide an activity measure(s) for the program.



*This program began implementation in FY 2021. There is no actual data to report in FY 2021 due to materials being provided to students. This is a four year grant so there are no projections to report for FY 2025. FFY23 data will be available in November 2023.

2b. Provide a measure(s) of the program's quality.



The program's quality measurement is determined by the school administrator evaluation of the increased awareness of teen parents and their children by participating students.

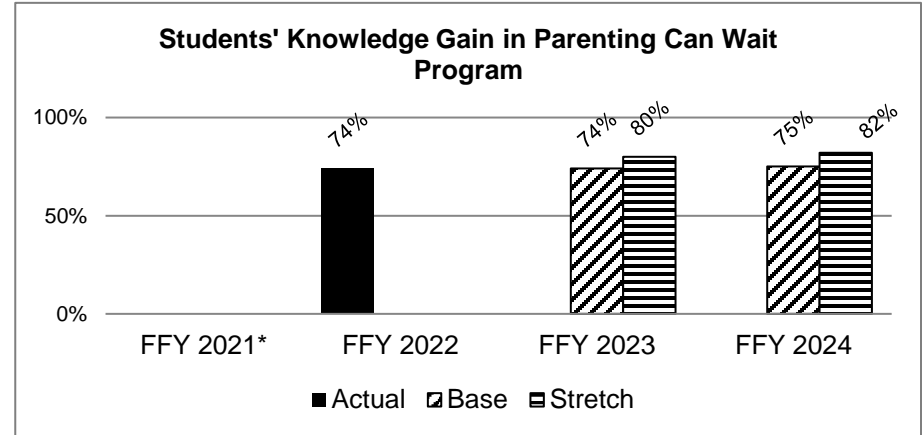
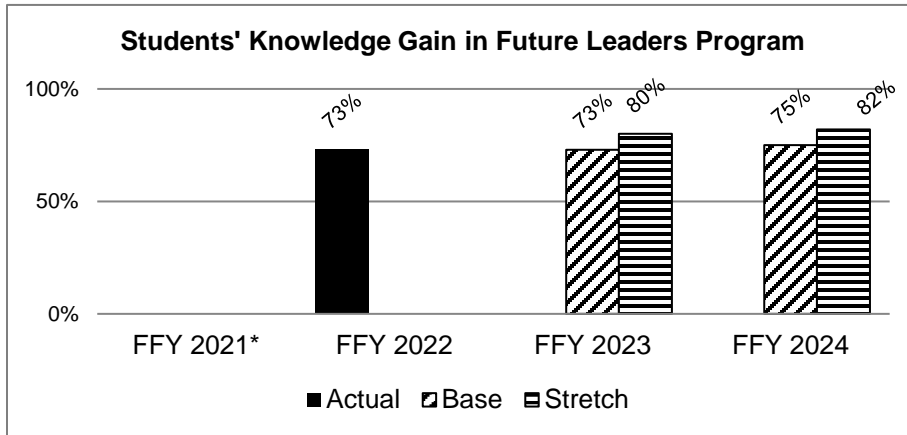
*This program began implementation in FY 2021. There is no actual data to report in FY 2021 due to materials being provided to students. This is a four year grant so there are no projections to report for FY 2025. FFY23 data will be available in November 2023.

PROGRAM DESCRIPTION

Department: Social Services
 Program Name: Child Support Federal Grants
 Program is found in the following core budget(s): Child Support Field Staff and Operations


HB Section(s): 11.200

2c. Provide a measure(s) of the program's impact.



The program's impact is measured by the students' knowledge gain after the material has been presented.
 *This program began implementation in FY 2021. There is no actual data to report in FY 2021 due to materials being provided to students.
 This is a four year grant so there are no projections to report for FY 2025.
 FFY23 data will be available in November 2023.

2d. Provide a measure(s) of the program's efficiency.



The program's efficiency is measured by the facilitators who measure students' participation with the module during program delivery. Scale 1-16, 16 being the highest.
 *This program began implementation in FY 2021. There is no actual data to report in FY 2021 due to materials being provided to students.
 This is a four year grant so there are no projections to report for FY 2025.
 FFY23 data will be available in November 2023.

PROGRAM DESCRIPTION

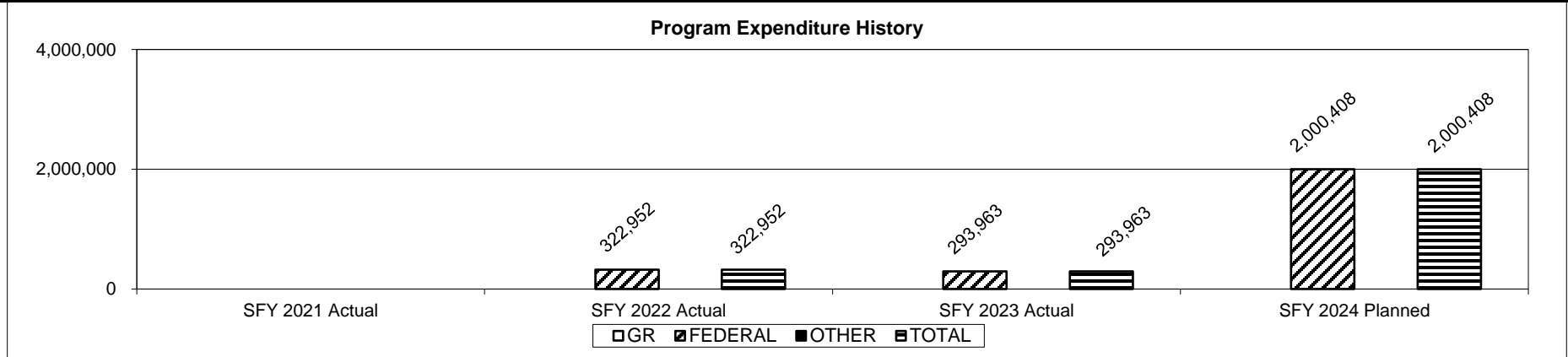
Department: Social Services

HB Section(s): 11.200

Program Name: Child Support Federal Grants

Program is found in the following core budget(s): Child Support Field Staff and Operations

3. Provide actual expenditures for the prior three fiscal years and planned expenditures for the current fiscal year. (Note: Amounts do not include fringe benefit costs.)



In SFY 2021, \$138,767 in expenditures were made among the Federal Grants and Donations authority, HB section 11.010.

4. What are the sources of the "Other " funds?

N/A

5. What is the authorization for this program, i.e., federal or state statute, etc.? (Include the federal program number, if applicable.)

Funding provided by the US Department of Health and Human Services ACF grant #90FD0236 and 90FD0240.

6. Are there federal matching requirements? If yes, please explain.

No.

7. Is this a federally mandated program? If yes, please explain.

No.

**Core– Missouri Safe
Access for Victims (MO-
SAVES) Grant**

CORE DECISION ITEM

Department: Social Services
 Division: Family Support
 Core: Child Support Field Staff and Operations - MO Saves Grants

Budget Unit: 90060C
 HB Section: 11.200

1. CORE FINANCIAL SUMMARY

	FY 2025 Budget Request					FY 2025 Governor's Recommendation			
	GR	Federal	Other	Total		GR	Federal	Other	Total
PS	0	0	0	0	PS	0	0	0	0
EE	0	360,709	0	360,709	EE	0	0	0	0
PSD	0	0	0	0	PSD	0	0	0	0
TRF	0	0	0	0	TRF	0	0	0	0
Total	0	360,709	0	360,709	Total	0	0	0	0
FTE	0.00	0.00	0.00	0.00	FTE	0.00	0.00	0.00	0.00

Est. Fringe	0	0	0	0
--------------------	---	---	---	---

Note: Fringes budgeted in House Bill 5 except for certain fringes budgeted directly to MoDOT, Highway Patrol, and Conservation.

Est. Fringe	0	0	0	0
--------------------	---	---	---	---

Note: Fringes budgeted in House Bill 5 except for certain fringes budgeted directly to MoDOT, Highway Patrol, and Conservation.

Other Funds: N/A

Other Funds: N/A

2. CORE DESCRIPTION

The Missouri Safe Access for Victims Economic Security (MO-SAVES) demonstration grant provides funding to educate and assist the public, selected domestic court participants, and clients of the affiliate organizations of Missouri Coalition Against Domestic and Sexual Violence (MOCADSV) on domestic violence (DV) issues, as well as enhance safety for victims/survivors of domestic violence in the Missouri Child Support Program.

3. PROGRAM LISTING (list programs included in this core funding)

Missouri Safe Access for Victims Economic Security (MO-SAVES)

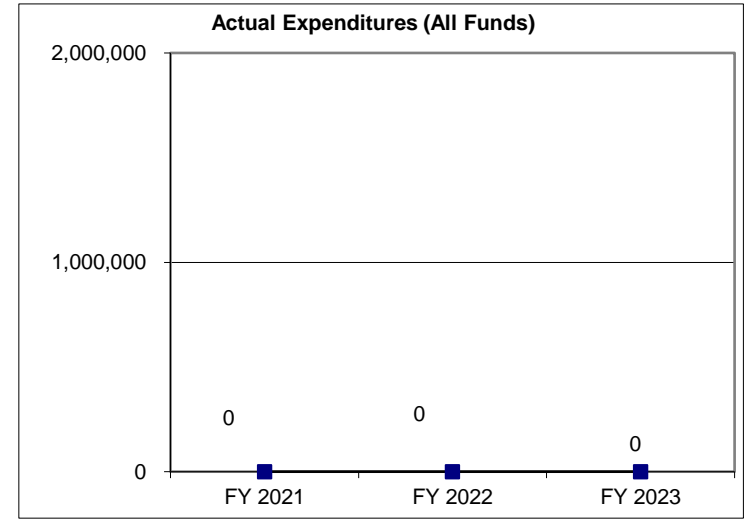
CORE DECISION ITEM

Department: Social Services
Division: Family Support
Core: Child Support Field Staff and Operations - MO Saves Grants

Budget Unit: 90060C
HB Section: 11.200

4. FINANCIAL HISTORY

	FY 2021 Actual	FY 2022 Actual	FY 2023 Actual	FY 2024 Current Yr.
Appropriation (All Funds)	0	0	0	360,709
Less Reverted (All Funds)	0	0	0	0
Less Restricted (All Funds)*	0	0	0	0
Budget Authority (All Funds)	0	0	0	360,709
Actual Expenditures (All Funds)	0	0	0	N/A
Unexpended (All Funds)	0	0	0	N/A
Unexpended, by Fund:				
General Revenue	0	0	0	N/A
Federal	0	0	0	N/A
Other	0	0	0	N/A
			(1)	(2)



*Current Year restricted amount is as of September 1, 2023.
 Reverted includes the statutory three-percent reserve (when applicable).
 Restricted includes any Governor's Expenditure Restriction (when applicable).

NOTES:

- (1)** Authority available in DSS Federal Grants and Donations HB Section 11.015 was used for \$1,443 in expenditures in FY 2023.
- (2)** The Department Request was for \$420,000, however, in the FY 2024 Budget Request, there was a core reallocation of \$59,291 FF to HB 5 for fringe benefits.

PROGRAM DESCRIPTION

Department: Social Services

HB Section(s): 11.200

Program Name: MO Saves Grants

Program is found in the following core budget(s): MO-SAVES

1a. What strategic priority does this program address?

Safety & well-being for children & youth and economic independence for Missourians

1b. What does this program do?

The Department of Social Services, Family Support Division (FSD) was awarded the five year MO-SAVES grant for victims/survivors to safely access child support resources by the Department of Health and Human Services, Administration for Children and Families.

The MO-SAVES demonstration grant provides funding to educate and assist the public, selected domestic court participants, and clients of the affiliate organizations of Missouri Coalition Against Domestic and Sexual Violence (MOCADSV) on domestic violence (DV) issues, as well as enhance safety for victims/survivors of domestic violence in the Missouri Child Support Program.

The grant project will consist of:

- developing and implementing policy
- establishing a contracted partnership with MOCADSV
- establishing partnerships with organizations that provide services to victims/survivors of DV
- establishing and assessing specialized DV triage teams
- training for child support, judicial system, and DV program staff;
- executing cross-system coordination
- providing public and victim/survivor education and outreach strategies
- implementing evidence-informed screening and response protocols
- developing responsive good cause policies and procedures for survivors receiving public benefits
- implementing comprehensive, DV expert-informed case processing practices.

These activities will increase the awareness of DV clients regarding access to child support services for parents not currently receiving child support due to safety concerns.

PROGRAM DESCRIPTION

Department: Social Services

HB Section(s): 11.200

Program Name: MO Saves Grants

Program is found in the following core budget(s): MO-SAVES

2a. Provide an activity measure(s) for the program.

First two years of the grant will be implementation planning. A measure of activity will be developed upon implementation.

2b. Provide a measure(s) of the program's quality.

First two years of the grant will be implementation planning. A measure of quality will be developed upon implementation.

2c. Provide a measure(s) of the program's impact.

First two years of the grant will be implementation planning. A measure of impact will be developed upon implementation.

2d. Provide a measure(s) of the program's efficiency.

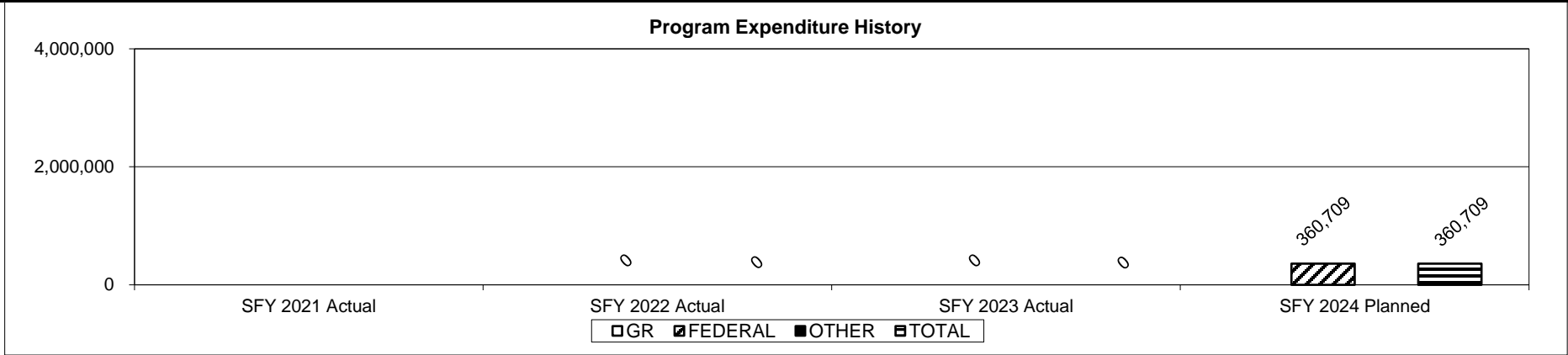
First two years of the grant will be implementation planning. A measure of efficiency will be developed upon implementation.

PROGRAM DESCRIPTION

Department: Social Services
 Program Name: MO Saves Grants
 Program is found in the following core budget(s): MO-SAVES

HB Section(s): 11.200

3. Provide actual expenditures for the prior three fiscal years and planned expenditures for the current fiscal year. (Note: Amounts do not include fringe benefit costs.)



In SFY 2023, \$1,443 in expenditures were made using the Federal Grants and Donations authority HB section 11.015.

4. What are the sources of the "Other " funds?

N/A

5. What is the authorization for this program, i.e., federal or state statute, etc.? (Include the federal program number, if applicable.)

Funding provided by the US Department of Health and Human Services ACF grant #90FD0260.

6. Are there federal matching requirements? If yes, please explain.

No.

7. Is this a federally mandated program? If yes, please explain.

No.

Core– Child Support Enforcement Call Center

CORE DECISION ITEM

Department: Social Services
 Division: Family Support
 Core: Child Support Enforcement Call Center

Budget Unit: 90066C
 HB Section: 11.205

1. CORE FINANCIAL SUMMARY

	FY 2025 Budget Request					FY 2025 Governor's Recommendation			
	GR	Federal	Other	Total		GR	Federal	Other	Total
PS	835,308	1,594,428	121,783	2,551,519	PS	0	0	0	0
EE	614,737	1,297,492	95,844	2,008,073	EE	0	0	0	0
PSD	0	0	0	0	PSD	0	0	0	0
TRF	0	0	0	0	TRF	0	0	0	0
Total	1,450,045	2,891,920	217,627	4,559,592	Total	0	0	0	0
FTE	21.34	42.66	3.20	67.20	FTE	0.00	0.00	0.00	0.00

Est. Fringe	631,825	1,234,954	93,449	1,960,228
--------------------	---------	-----------	--------	-----------

Note: Fringes budgeted in House Bill 5 except for certain fringes budgeted directly to MoDOT, Highway Patrol, and Conservation.

Est. Fringe	0	0	0	0
--------------------	---	---	---	---

Note: Fringes budgeted in House Bill 5 except for certain fringes budgeted directly to MoDOT, Highway Patrol, and Conservation.

Other Funds: Child Support Enforcement Collections Fund - \$217,627

Other Funds: N/A

2. CORE DESCRIPTION

The Department of Social Services (DSS), Family Support Division (FSD) Child Support (CS) program promotes parental responsibility by assisting Missouri citizens with paying and receiving child support for the betterment of their children. The child support program experiences a high volume of child support inquires. On April 1, 2021, the FSD transitioned from a contracted call center to state employees handling child support customer inquiries from employers, persons receiving support, and persons paying support. CS staff answer general customer inquiries and provide case specific information as needed, in addition to information regarding Genetic Testing, Paternity and Order Establishment, and Modification of Support issues.

3. PROGRAM LISTING (list programs included in this core funding)

Child Support Enforcement Call Center

CORE DECISION ITEM

Department: Social Services
Division: Family Support
Core: Child Support Enforcement Call Center

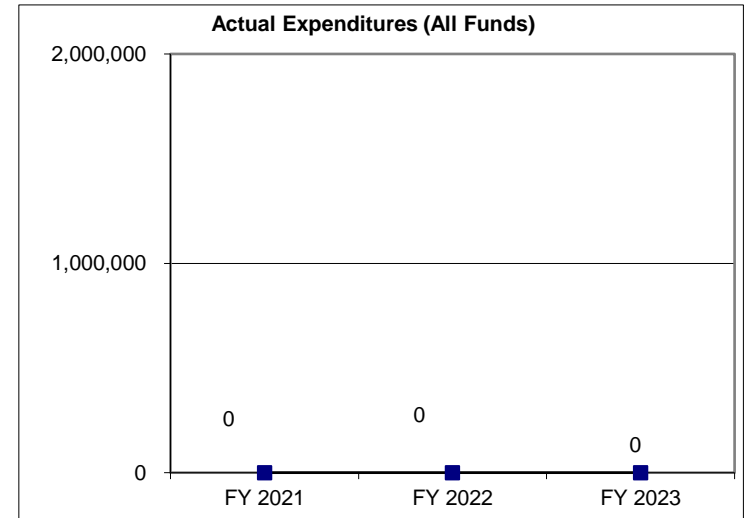
Budget Unit: 90066C

HB Section: 11.205

4. FINANCIAL HISTORY

	FY 2021 Actual	FY 2022 Actual	FY 2023 Actual	FY 2024 Current Yr.
Appropriation (All Funds)	0	0	0	4,559,592
Less Reverted (All Funds)	0	0	0	(43,501)
Less Restricted (All Funds)*	0	0	0	0
Budget Authority (All Funds)	<u>0</u>	<u>0</u>	<u>0</u>	<u>4,516,091</u>
Actual Expenditures (All Funds)	<u>0</u>	<u>0</u>	<u>0</u>	N/A
Unexpended (All Funds)	<u><u>0</u></u>	<u><u>0</u></u>	<u><u>0</u></u>	N/A
Unexpended, by Fund:				
General Revenue	0	0	0	N/A
Federal	0	0	0	N/A
Other	0	0	0	N/A

(1)



*Current Year restricted amount is as of September 1, 2023.
 Reverted includes the statutory three-percent reserve (when applicable).
 Restricted includes any Governor's Expenditure Restriction (when applicable).

NOTES:

(1) This funding was previously included in the Child Support (CS) Field Staff and Operations core. In FY 2024, there was a core reallocation of \$4,355,377 (\$1,383,190 GR; \$2,764,307 FF; \$207,880 CSEC Fund) from CS Field Staff and Ops to a new CS Enforcement Call Center HB section 11.247. In addition, there was a pay plan increase of \$204,215 (\$66,855 GR; \$127,613 FF; \$9,747 CSEC fund).

CORE RECONCILIATION DETAIL

**DEPARTMENT OF SOCIAL SERVICES
CHLD SUPP ENFRC CLL CNTR**

5. CORE RECONCILIATION DETAIL

				Budget Class	FTE	GR	Federal	Other	Total	Explanation
TAFP AFTER VETOES										
				PS	67.20	835,308	1,594,428	121,783	2,551,519	
				EE	0.00	614,737	1,297,492	95,844	2,008,073	
				Total	67.20	1,450,045	2,891,920	217,627	4,559,592	
DEPARTMENT CORE ADJUSTMENTS										
Core Reallocation	659	3965	EE	0.00	0	0	(95,844)	(95,844)	(95,844)	Core reallocation from PS to EE to correct coding error from FY24.
Core Reallocation	659	3966	EE	0.00	0	0	95,844	95,844	95,844	Core reallocation from PS to EE to correct coding error from FY24.
Core Reallocation	663	3965	PS	3.20	0	0	112,036	112,036	112,036	Core reallocation from EE to PS to correct a coding error from FY24.
Core Reallocation	663	3966	PS	(3.20)	0	0	(112,036)	(112,036)	(112,036)	Core reallocation from EE to PS to correct a coding error from FY24.
NET DEPARTMENT CHANGES					0.00	0	0	0	0	0
DEPARTMENT CORE REQUEST										
				PS	67.20	835,308	1,594,428	121,783	2,551,519	
				EE	0.00	614,737	1,297,492	95,844	2,008,073	
				Total	67.20	1,450,045	2,891,920	217,627	4,559,592	
GOVERNOR'S RECOMMENDED CORE										
				PS	67.20	835,308	1,594,428	121,783	2,551,519	
				EE	0.00	614,737	1,297,492	95,844	2,008,073	
				Total	67.20	1,450,045	2,891,920	217,627	4,559,592	

DECISION ITEM SUMMARY

Budget Unit									
Decision Item	FY 2023	FY 2023	FY 2024	FY 2024	FY 2025	FY 2025	*****	*****	
Budget Object Summary	ACTUAL	ACTUAL	BUDGET	BUDGET	DEPT REQ	DEPT REQ	SECURED	SECURED	
Fund	DOLLAR	FTE	DOLLAR	FTE	DOLLAR	FTE	COLUMN	COLUMN	
CHLD SUPP ENFRC CLL CNTR									
CORE									
PERSONAL SERVICES									
GENERAL REVENUE	0	0.00	835,308	21.34	835,308	21.34	0	0.00	
DEPT OF SOC SERV FEDERAL & OTH	0	0.00	1,594,428	42.66	1,594,428	42.66	0	0.00	
CHILD SUPPORT ENFORCEMENT FUND	0	0.00	121,783	3.20	121,783	3.20	0	0.00	
TOTAL - PS	0	0.00	2,551,519	67.20	2,551,519	67.20	0	0.00	
EXPENSE & EQUIPMENT									
GENERAL REVENUE	0	0.00	614,737	0.00	614,737	0.00	0	0.00	
DEPT OF SOC SERV FEDERAL & OTH	0	0.00	1,297,492	0.00	1,297,492	0.00	0	0.00	
CHILD SUPPORT ENFORCEMENT FUND	0	0.00	95,844	0.00	95,844	0.00	0	0.00	
TOTAL - EE	0	0.00	2,008,073	0.00	2,008,073	0.00	0	0.00	
TOTAL	0	0.00	4,559,592	67.20	4,559,592	67.20	0	0.00	
GRAND TOTAL	\$0	0.00	\$4,559,592	67.20	\$4,559,592	67.20	\$0	0.00	

DECISION ITEM DETAIL

Budget Unit	FY 2023	FY 2023	FY 2024	FY 2024	FY 2025	FY 2025	*****	*****
Decision Item	ACTUAL	ACTUAL	BUDGET	BUDGET	DEPT REQ	DEPT REQ	SECURED	SECURED
Budget Object Class	DOLLAR	FTE	DOLLAR	FTE	DOLLAR	FTE	COLUMN	COLUMN
CHLD SUPP ENFRC CLL CNTR								
CORE								
BENEFIT PROGRAM TECHNICIAN	0	0.00	2,551,519	67.20	2,551,519	67.20	0	0.00
TOTAL - PS	0	0.00	2,551,519	67.20	2,551,519	67.20	0	0.00
PROFESSIONAL SERVICES	0	0.00	2,008,073	0.00	2,008,073	0.00	0	0.00
TOTAL - EE	0	0.00	2,008,073	0.00	2,008,073	0.00	0	0.00
GRAND TOTAL	\$0	0.00	\$4,559,592	67.20	\$4,559,592	67.20	\$0	0.00
GENERAL REVENUE	\$0	0.00	\$1,450,045	21.34	\$1,450,045	21.34		0.00
FEDERAL FUNDS	\$0	0.00	\$2,891,920	42.66	\$2,891,920	42.66		0.00
OTHER FUNDS	\$0	0.00	\$217,627	3.20	\$217,627	3.20		0.00

PROGRAM DESCRIPTION

Department: Social Services

HB Section(s): 11.205

Program Name: Child Support Enforcement Call Center

Program is found in the following core budget(s): Child Support Enforcement Call Center

1a. What strategic priority does this program address?

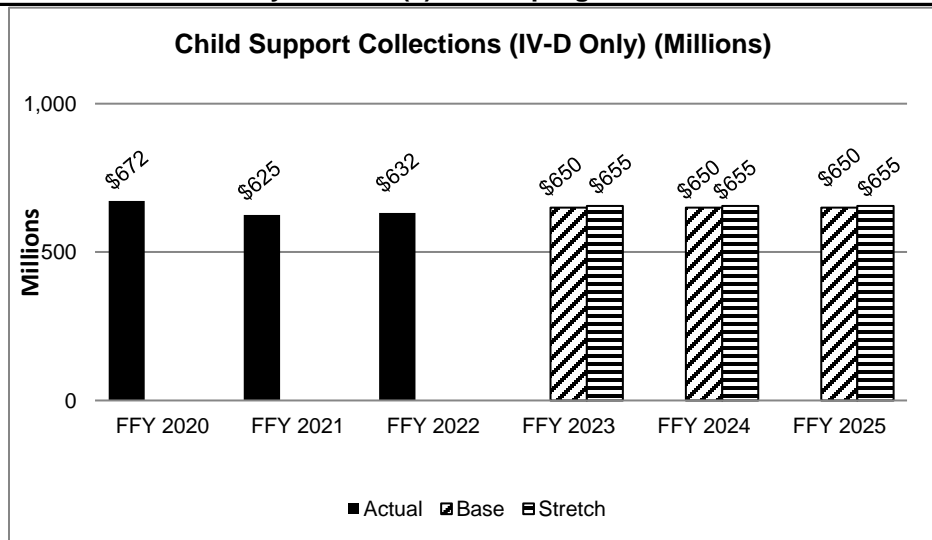
Economic Independence for Missourians

1b. What does this program do?

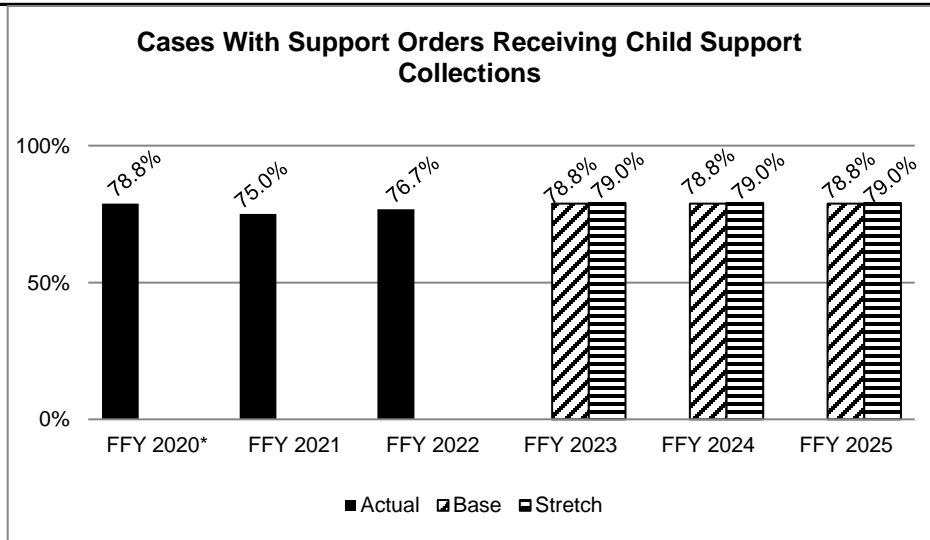
The Department of Social Services (DSS), Family Support Division (FSD) Child Support (CS) program promotes parental responsibility by assisting Missouri citizens with paying and receiving child support for the betterment of their children. The child support program experiences a high volume of child support inquiries. On April 1, 2021, the FSD transitioned from a contracted call center to state employees handling child support customer inquiries from employers, persons receiving support, and persons paying support. CS staff answer general customer inquiries and provide case specific information as needed, in addition to information regarding Genetic Testing, Paternity and Order Establishment, and Modification of Support issues.

The Child Support Customer Service Center was created to provide customers with a positive experience. Staff are committed to creating an effective onboarding and training strategy. The Child Support Customer Service team serves as the primary point of contact for callers requesting general information about the Child Support program and for calls requesting case specific information.

2a. Provide an activity measure(s) for the program.



FFY 2023 data will be available in November 2023.



*FFY 2020 increased due to receiving collections from stimulus payment and high unemployment collections.

FFY 2023 data will be available in November 2023.

PROGRAM DESCRIPTION

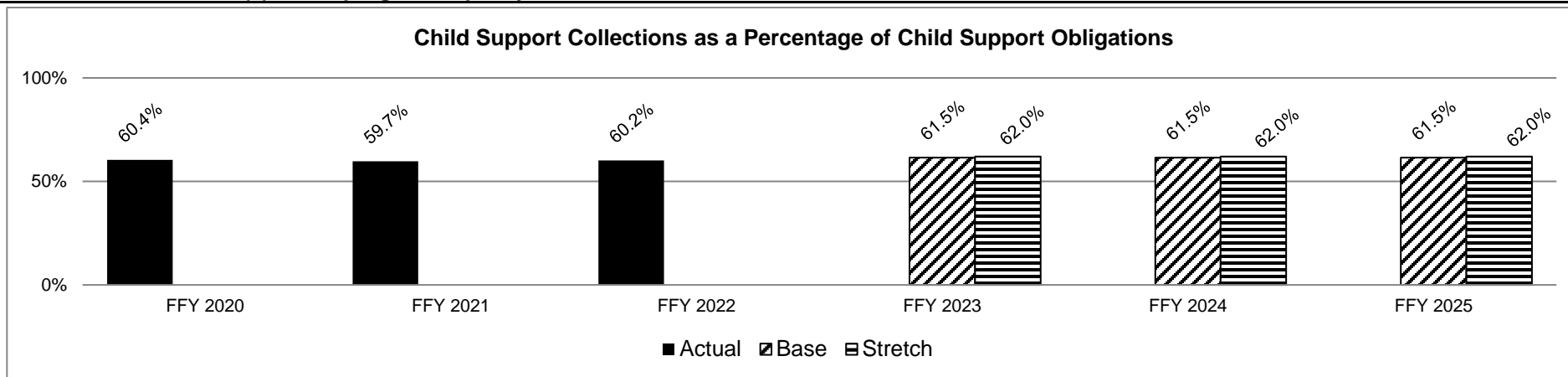
Department: Social Services

HB Section(s): 11.205

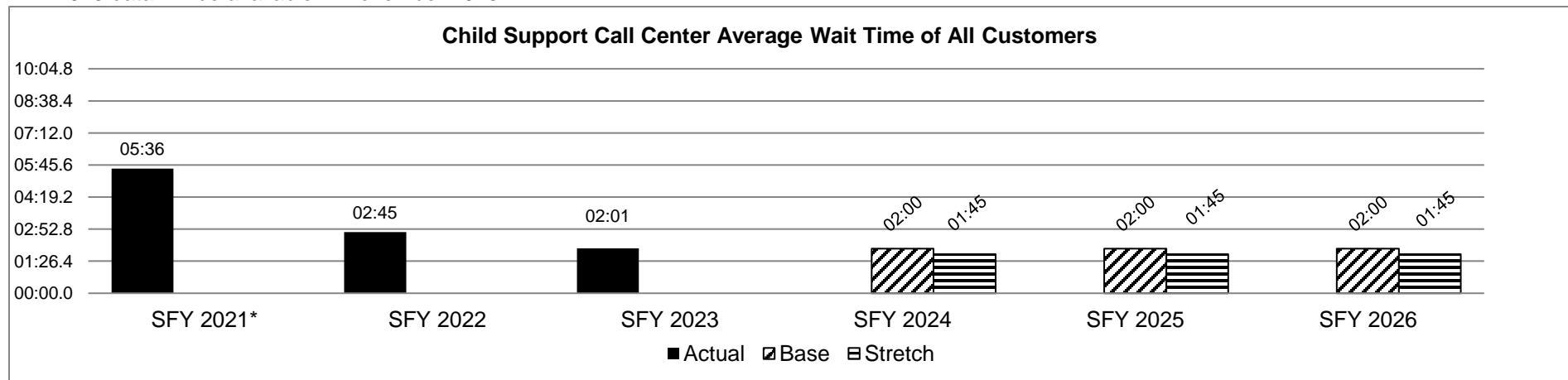
Program Name: Child Support Enforcement Call Center

Program is found in the following core budget(s): Child Support Enforcement Call Center

2b. Provide a measure(s) of the program's quality.



FFY 2023 data will be available in November 2023.



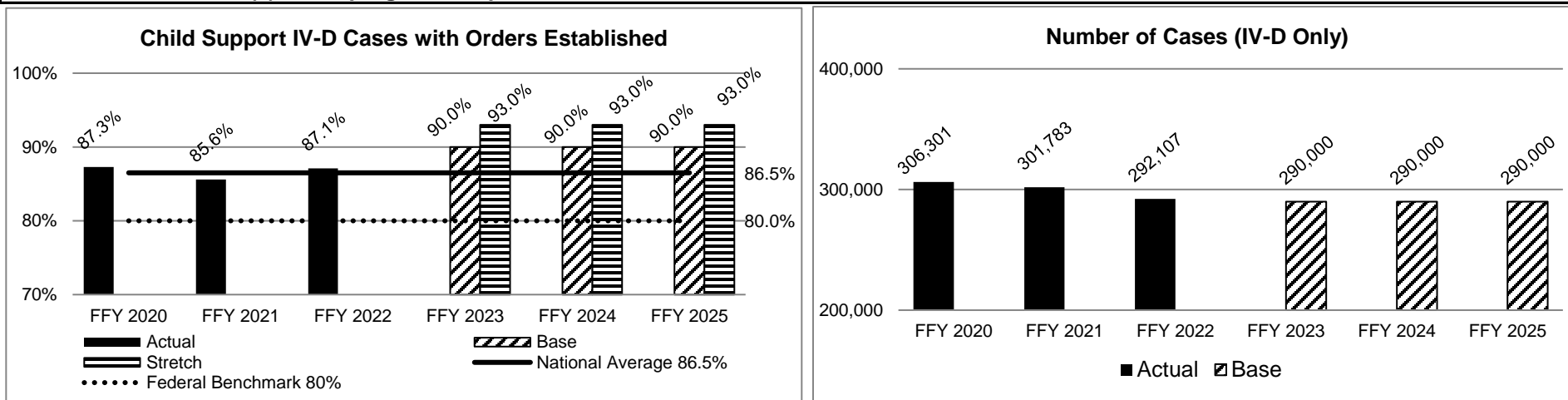
*On April 1, 2021, FSD transitioned from a contracted call center to state employees. This represents one quarter in SFY 2021.

PROGRAM DESCRIPTION

Department: Social Services
 Program Name: Child Support Enforcement Call Center
 Program is found in the following core budget(s): Child Support Enforcement Call Center

HB Section(s): 11.205

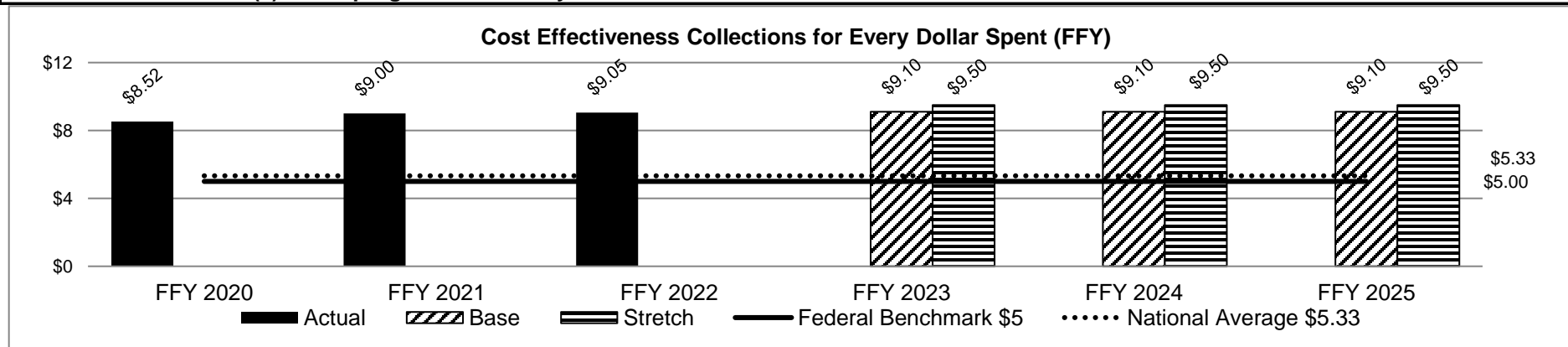
2c. Provide a measure(s) of the program's impact.



FFY 2023 data will be available in November 2023.

The number of cases is expected to continue to decline due to reduced TANF caseloads and a reduction in incoming TANF applications. FFY 2023 data will be available in November 2023.

2d. Provide a measure(s) of the program's efficiency.



FFY 2023 data will be available in November 2023.

PROGRAM DESCRIPTION

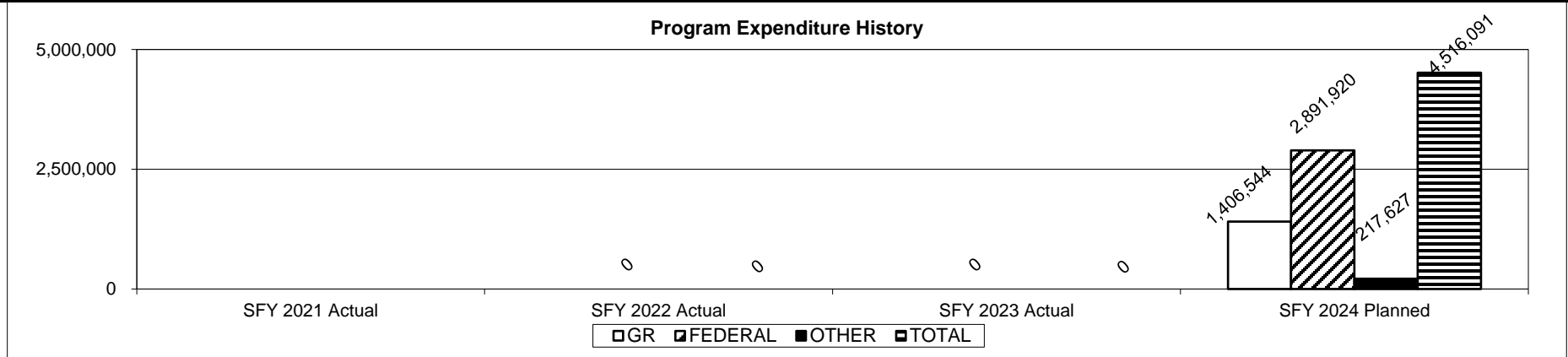
Department: Social Services

HB Section(s): 11.205

Program Name: Child Support Enforcement Call Center

Program is found in the following core budget(s): Child Support Enforcement Call Center

3. Provide actual expenditures for the prior three fiscal years and planned expenditures for the current fiscal year. (Note: Amounts do not include fringe benefit costs.)



SFY 2024 planned expenditures are net of reverted.

4. What are the sources of the "Other " funds?

Child Support Enforcement Collection Fund (0169)

5. What is the authorization for this program, i.e., federal or state statute, etc.? (Include the federal program number, if applicable.)

State statute: Chapters 210 and 454, RSMO. Missouri Code of State Regulations, Title 13, Division 40, Chapters 100-112. Federal: US Code, Title 42, Chapter 7, Subchapter IV, Part D, Code of Federal Regulations, Title 45, Chapter III.

6. Are there federal matching requirements? If yes, please explain.

Yes, expenditures are claimed under Title IV-D of the Social Security Act, which requires a 34% state match.

7. Is this a federally mandated program? If yes, please explain.

Yes. Public Law 93-647 (Title IV-D of the Social Security Act), Code of Federal Regulations, Title 45, Chapter III.

Core - Child Support Reimbursement to Counties

CORE DECISION ITEM

Department: Social Services
 Division: Family Support
 Core: Child Support Reimbursement to Counties

Budget Unit: 89020C
 HB Section: 11.210

1. CORE FINANCIAL SUMMARY

	FY 2025 Budget Request					FY 2025 Governor's Recommendation			
	GR	Federal	Other	Total		GR	Federal	Other	Total
PS	0	0	0	0	PS	0	0	0	0
EE	0	0	0	0	EE	0	0	0	0
PSD	2,240,491	14,886,582	400,212	17,527,285	PSD	0	0	0	0
TRF	0	0	0	0	TRF	0	0	0	0
Total	2,240,491	14,886,582	400,212	17,527,285	Total	0	0	0	0
FTE	0.00	0.00	0.00	0.00	FTE	0.00	0.00	0.00	0.00

Est. Fringe	0	0	0	0
<i>Note: Fringes budgeted in House Bill 5 except for certain fringes budgeted directly to MoDOT, Highway Patrol, and Conservation.</i>				

Est. Fringe	0	0	0	0
<i>Note: Fringes budgeted in House Bill 5 except for certain fringes budgeted directly to MoDOT, Highway Patrol, and Conservation.</i>				

Other Funds: Child Support Enforcement Collections Fund (0169) - \$400,212

Other Funds:

2. CORE DESCRIPTION

The partnerships between county governments and the Family Support Division (FSD) enhance the child support services provided by the state. This core provides reimbursement to the counties and the City of St. Louis for child support related expenses. In addition to the federal match on state funds, this core is also funded with non-matchable incentive payments.

3. PROGRAM LISTING (list programs included in this core funding)

Child Support Reimbursement to Counties

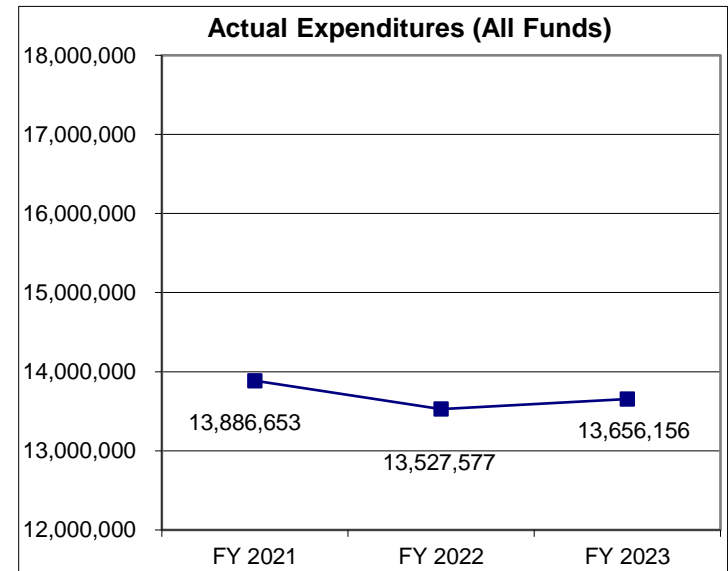
CORE DECISION ITEM

Department: Social Services
Division: Family Support
Core: Child Support Reimbursement to Counties

Budget Unit: 89020C
HB Section: 11.210

4. FINANCIAL HISTORY

	FY 2021 Actual	FY 2022 Actual	FY 2023 Actual	FY 2024 Current Yr.
Appropriation (All Funds)	17,527,285	17,527,285	17,527,285	17,527,285
Less Reverted (All Funds)	(67,215)	(67,215)	(67,215)	(67,215)
Less Restricted (All Funds)*	0	0	0	0
Budget Authority (All Funds)	17,460,070	17,460,070	17,460,070	17,460,070
Actual Expenditures (All Funds)	13,886,653	13,527,577	13,656,156	N/A
Unexpended (All Funds)	3,573,417	3,932,493	3,803,914	N/A
Unexpended, by Fund:				
General Revenue	14	0	38,098	N/A
Federal	3,573,400	3,932,493	3,429,843	N/A
Other	3	0	335,973	N/A



*Current Year restricted amount is as of September 1, 2023.
 Reverted includes the statutory three-percent reserve (when applicable).
 Restricted includes any Governor's Expenditure Restriction (when applicable).

NOTES:

Decline can be attributed to declining Child Support caseloads and further decline in SFY 2021, 2022 and 2023 can be attributed to COVID-19.

CORE RECONCILIATION DETAIL

**DEPARTMENT OF SOCIAL SERVICES
CSE REIMBURSEMENT TO COUNTIES**

5. CORE RECONCILIATION DETAIL

	Budget Class	FTE	GR	Federal	Other	Total	Explanation
TAFP AFTER VETOES							
	PD	0.00	2,240,491	14,886,582	400,212	17,527,285	
	Total	0.00	2,240,491	14,886,582	400,212	17,527,285	
DEPARTMENT CORE REQUEST							
	PD	0.00	2,240,491	14,886,582	400,212	17,527,285	
	Total	0.00	2,240,491	14,886,582	400,212	17,527,285	
GOVERNOR'S RECOMMENDED CORE							
	PD	0.00	2,240,491	14,886,582	400,212	17,527,285	
	Total	0.00	2,240,491	14,886,582	400,212	17,527,285	

DECISION ITEM SUMMARY

Budget Unit								
Decision Item	FY 2023	FY 2023	FY 2024	FY 2024	FY 2025	FY 2025	*****	*****
Budget Object Summary	ACTUAL	ACTUAL	BUDGET	BUDGET	DEPT REQ	DEPT REQ	SECURED	SECURED
Fund	DOLLAR	FTE	DOLLAR	FTE	DOLLAR	FTE	COLUMN	COLUMN
CSE REIMBURSEMENT TO COUNTIES								
CORE								
PROGRAM-SPECIFIC								
GENERAL REVENUE	2,135,178	0.00	2,240,491	0.00	2,240,491	0.00	0	0.00
DEPT OF SOC SERV FEDERAL & OTH	11,456,739	0.00	14,886,582	0.00	14,886,582	0.00	0	0.00
CHILD SUPPORT ENFORCEMENT FUND	64,239	0.00	400,212	0.00	400,212	0.00	0	0.00
TOTAL - PD	13,656,156	0.00	17,527,285	0.00	17,527,285	0.00	0	0.00
TOTAL	13,656,156	0.00	17,527,285	0.00	17,527,285	0.00	0	0.00
GRAND TOTAL	\$13,656,156	0.00	\$17,527,285	0.00	\$17,527,285	0.00	\$0	0.00

DECISION ITEM DETAIL

Budget Unit	FY 2023	FY 2023	FY 2024	FY 2024	FY 2025	FY 2025	*****	*****
Decision Item	ACTUAL	ACTUAL	BUDGET	BUDGET	DEPT REQ	DEPT REQ	SECURED	SECURED
Budget Object Class	DOLLAR	FTE	DOLLAR	FTE	DOLLAR	FTE	COLUMN	COLUMN
CSE REIMBURSEMENT TO COUNTIES								
CORE								
PROGRAM DISTRIBUTIONS	13,656,156	0.00	17,527,285	0.00	17,527,285	0.00	0	0.00
TOTAL - PD	13,656,156	0.00	17,527,285	0.00	17,527,285	0.00	0	0.00
GRAND TOTAL	\$13,656,156	0.00	\$17,527,285	0.00	\$17,527,285	0.00	\$0	0.00
GENERAL REVENUE	\$2,135,178	0.00	\$2,240,491	0.00	\$2,240,491	0.00		0.00
FEDERAL FUNDS	\$11,456,739	0.00	\$14,886,582	0.00	\$14,886,582	0.00		0.00
OTHER FUNDS	\$64,239	0.00	\$400,212	0.00	\$400,212	0.00		0.00

PROGRAM DESCRIPTION

Department: Social Services

HB Section(s): 11.210

Program Name: Child Support Reimbursement to Counties

Program is found in the following core budget(s): Child Support Reimbursement to Counties

1a. What strategic priority does this program address?

Move families to economic independence

1b. What does this program do?

The Department of Social Services (DSS), Family Support Division (FSD) partners with county government prosecuting attorney and circuit clerk offices in all Missouri counties and the City of St. Louis to help families by increasing the quantity and quality of child support services provided.

The State of Missouri must provide services to any child of an individual who applies for child support services. FSD delivers child support services, using administrative processes under the authorities granted in Chapter 454, RSMo, to the extent possible. When administrative remedies are exhausted without successful outcomes or when administrative processes are not appropriate in the delivery of child support services, the division requests the assistance of prosecuting attorneys.

The counties enter into cooperative agreements with FSD to assist in executing child support services. Prosecuting attorney staff assist the division by:

- Using judicial processes to establish paternity, establish support orders, prosecute, and otherwise enforce support orders
- Completing outgoing intergovernmental referrals to other states requesting establishment or modification of orders
- Creating parenting courts or are partnering with responsible parenting programs to provide employment and other services to non-custodial parents to help them increase their ability to sustain regular child support payments

In CY 2022, 5,827 cases were referred to prosecuting attorneys and there were non-criminal child support enforcement actions taken on 2,324 cases including Civil Contempt, Payment Agreements, and Bankruptcy actions.

Circuit Clerk staff utilize the Missouri Automated Child Support System (MACSS) and assist the division by:

- Accepting or adding orders on all child support and/or spousal support cases
- Receiving and filing other administrative actions with the court
- Providing certified copies of required documents to the division

PROGRAM DESCRIPTION

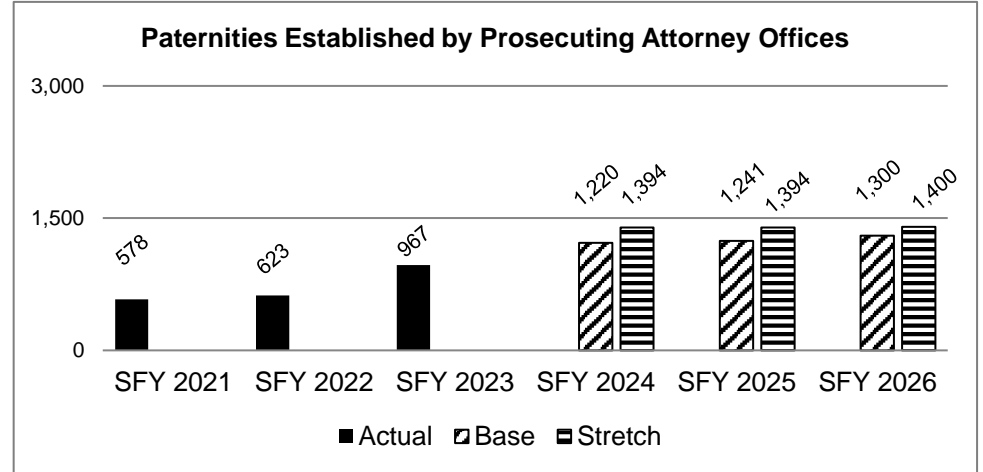
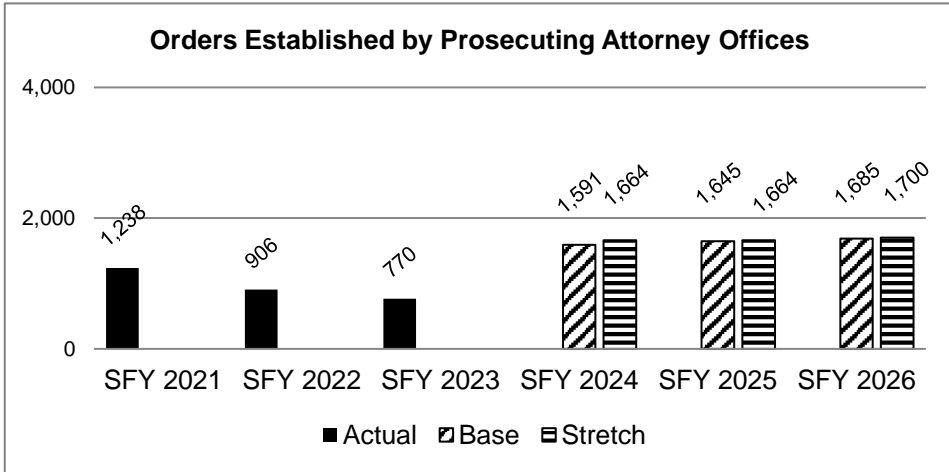
Department: Social Services

HB Section(s): 11.210

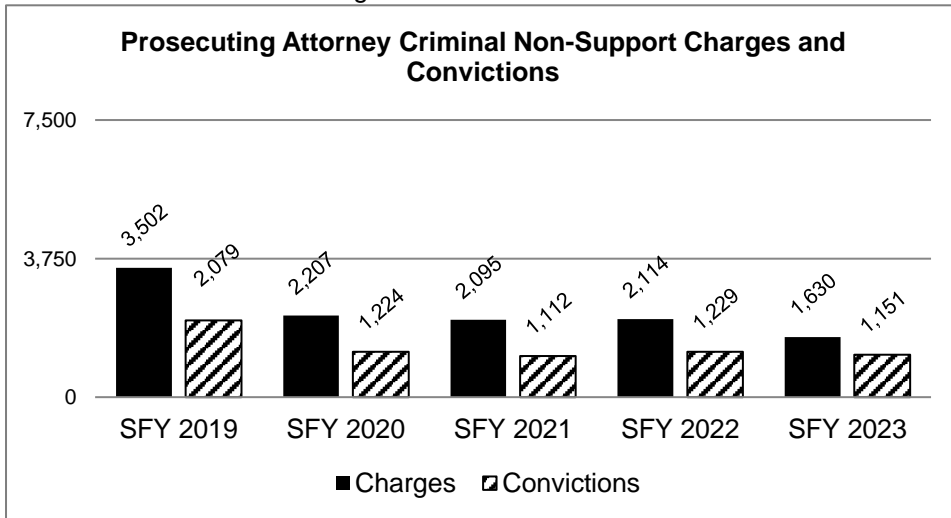
Program Name: Child Support Reimbursement to Counties

Program is found in the following core budget(s): Child Support Reimbursement to Counties

2a. Provide an activity measure(s) for the program.



Note: Decline can be attributed to declining Child Support caseloads and further decline in SFY 2021 through SFY 2023 can be attributed to COVID-19.



Overall, the number of charges and convictions has declined over time as the number of referred cases has declined.

There is no goal for the number of charges and convictions because this measure is a remedy used as a last resort.

PROGRAM DESCRIPTION

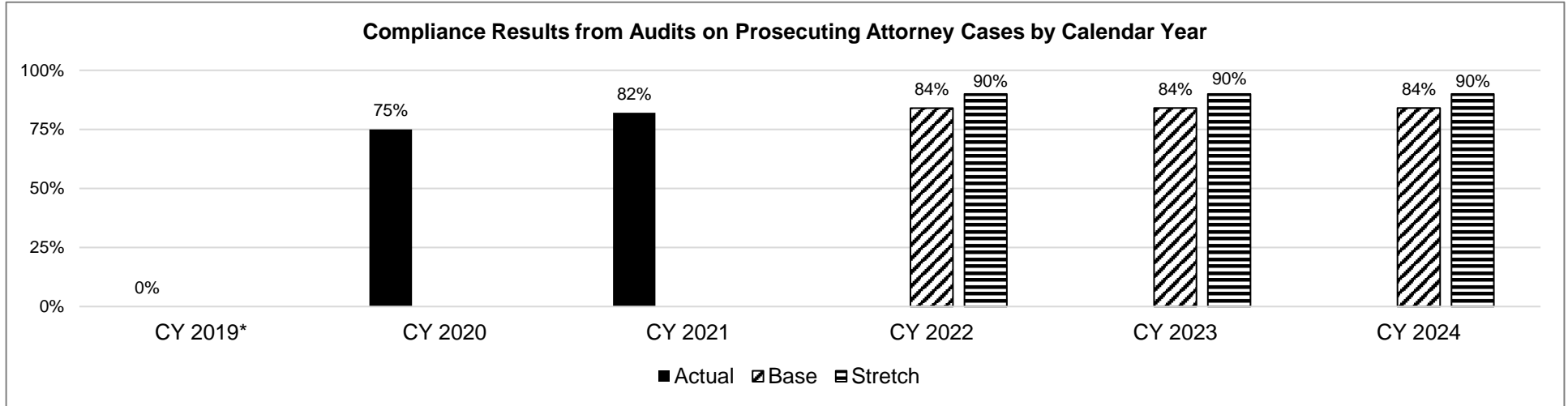
Department: Social Services

HB Section(s): 11.210

Program Name: Child Support Reimbursement to Counties

Program is found in the following core budget(s): Child Support Reimbursement to Counties

2b. Provide a measure(s) of the program's quality.



*CY 2019 Audits could not be completed due to COVID-19.

CY 2022 data will be available in November 2023.

Audits measure compliance with Performance Standards established by 13 CSR 40-108.040. The Code of State Regulations addresses timeframes to complete requested actions, service attempts, establishing orders, and other requirements related to the establishment and enforcement processes.

PROGRAM DESCRIPTION

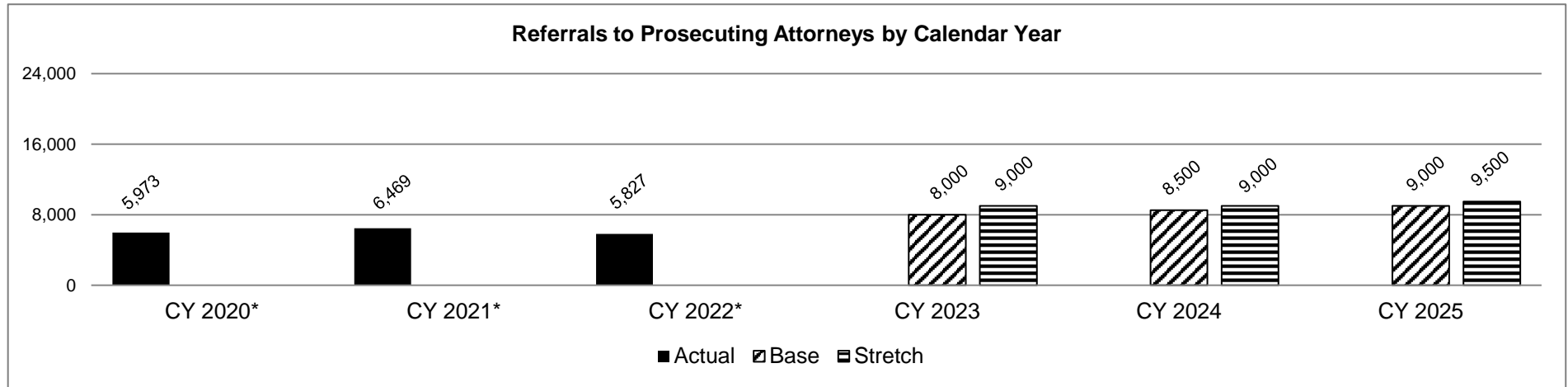
Department: Social Services

HB Section(s): 11.210

Program Name: Child Support Reimbursement to Counties

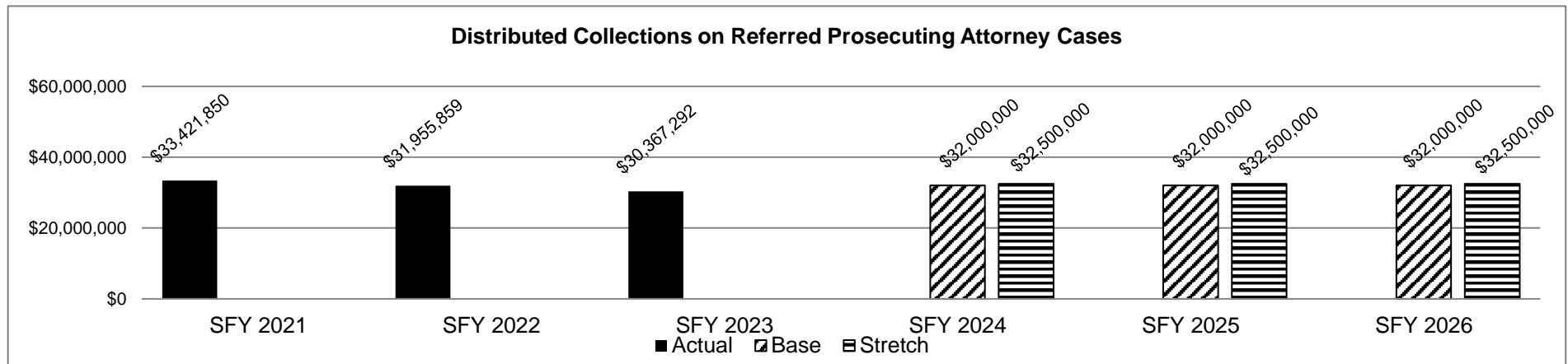
Program is found in the following core budget(s): Child Support Reimbursement to Counties

2c. Provide a measure(s) of the program's impact.



*CY 2020, 2021, and 2022 decrease is due to some enforcement actions that were delayed during COVID-19 pandemic.

2d. Provide a measure(s) of the program's efficiency.



PROGRAM DESCRIPTION

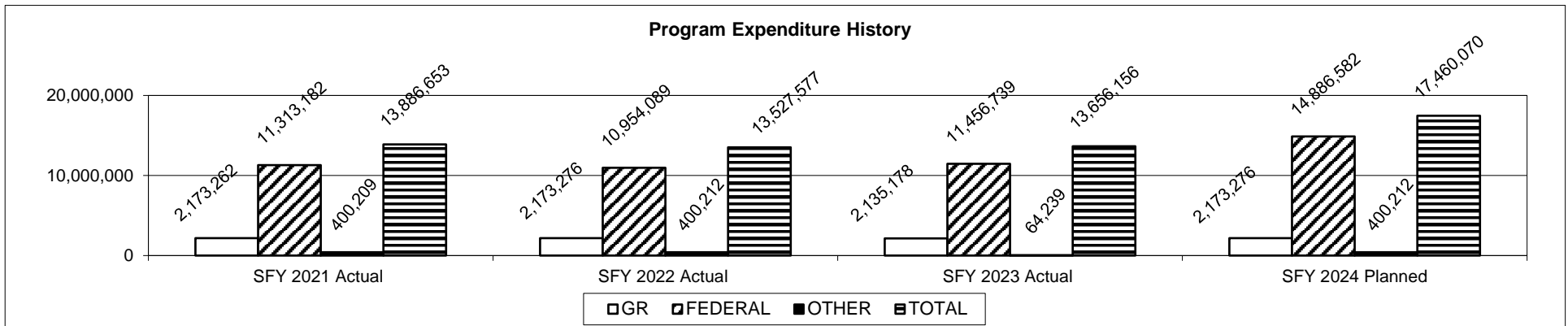
Department: Social Services

HB Section(s): 11.210

Program Name: Child Support Reimbursement to Counties

Program is found in the following core budget(s): Child Support Reimbursement to Counties

3. Provide actual expenditures for the prior three fiscal years and planned expenditures for the current fiscal year. (Note: Amounts do not include fringe benefit costs.)



SFY 2024 Planned expenditures are net of reverted.

4. What are the sources of the "Other " funds?

Child Support Enforcement Collections Fund (0169).

5. What is the authorization for this program, i.e., federal or state statute, etc.? (Include the federal program number, if applicable.)

State statute: Section 454.405 and Chapter 210, RSMo. Missouri Code of State Regulations, Title 13, Division 40, Chapters 100-112. Federal: 45 CFR Chapter III; 45 CFR Chapter 302.34.

6. Are there federal matching requirements? If yes, please explain.

Yes, expenditures are claimed under Title IV-D of the Social Security Act, which requires a 34% state match.

7. Is this a federally mandated program? If yes, please explain.

Yes. 45 CFR 302.34 addresses cooperative agreements and requires county reimbursement.

Core - Distribution Pass Through

CORE DECISION ITEM

Department: Social Services
 Division: Family Support
 Core: Distribution Pass Through

Budget Unit: 89025C
 HB Section: 11.215

1. CORE FINANCIAL SUMMARY

	FY 2025 Budget Request					FY 2025 Governor's Recommendation			
	GR	Federal	Other	Total		GR	Federal	Other	Total
PS	0	0	0	0	PS	0	0	0	0
EE	0	0	0	0	EE	0	0	0	0
PSD	0	51,500,000	9,000,000	60,500,000	PSD	0	0	0	0
TRF	0	0	0	0	TRF	0	0	0	0
Total		51,500,000	9,000,000	60,500,000	Total		0	0	0
FTE	0.00	0.00	0.00	0.00	FTE	0.00	0.00	0.00	0.00

Est. Fringe	0	0	0	0
--------------------	---	---	---	---

Note: Fringes budgeted in House Bill 5 except for certain fringes budgeted directly to MoDOT, Highway Patrol, and Conservation.

Est. Fringe	0	0	0	0
--------------------	---	---	---	---

Note: Fringes budgeted in House Bill 5 except for certain fringes budgeted directly to MoDOT, Highway Patrol, and Conservation.

Other Funds: Debt Offset Escrow Fund (0753) - \$9,000,000

Other Funds: N/A

2. CORE DESCRIPTION

This core provides a mechanism for the Department of Social Services (DSS) to manage certain types of collections and support payments to families and other payees.

These include payments from federal funds, such as federal tax intercepts and payments from the state's Debt Offset Escrow Fund. The Debt Offset Escrow Fund serves to distribute any state tax intercepts due to families and to return erroneously intercepted state income tax refunds to the appropriate party.

3. PROGRAM LISTING (list programs included in this core funding)

Distribution Pass Through

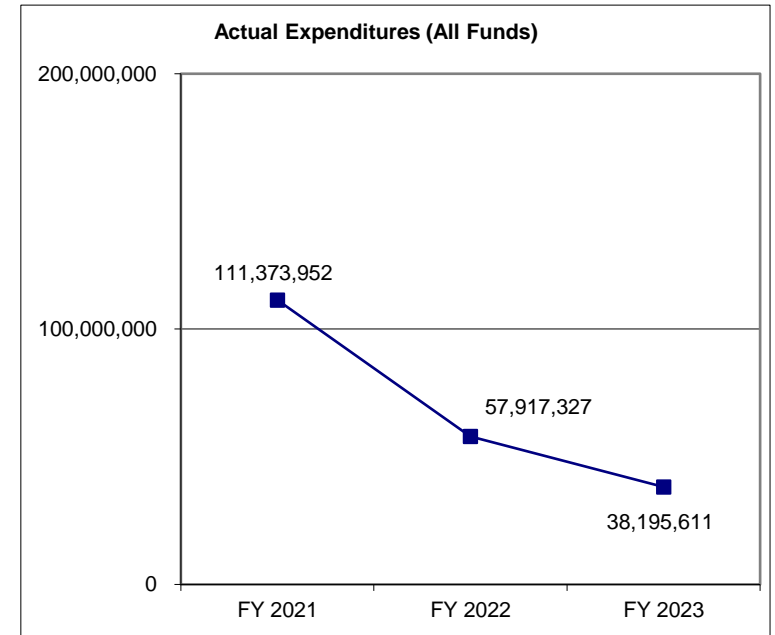
CORE DECISION ITEM

Department: Social Services
Division: Family Support
Core: Distribution Pass Through

Budget Unit: 89025C
HB Section: 11.215

4. FINANCIAL HISTORY

	FY 2021 Actual	FY 2022 Actual	FY 2023 Actual	FY 2024 Current Yr.
Appropriation (All Funds)	157,290,623	116,642,875	60,500,000	60,500,000
Less Reverted (All Funds)	0	0	0	0
Less Restricted (All Funds)*	0	0	0	0
Budget Authority (All Funds)	157,290,623	116,642,875	60,500,000	60,500,000
Actual Expenditures (All Funds)	111,373,952	57,917,327	38,195,611	N/A
Unexpended (All Funds)	45,916,671	58,725,548	22,304,389	N/A
Unexpended, by Fund:				
General Revenue	0	0	0	N/A
Federal	40,535,804	52,947,122	16,721,545	N/A
Other	5,380,867	5,778,427	5,582,844	N/A
	(1)	(2)	(3)	



*Current Year restricted amount is as of September 1, 2023.

Reverted includes the statutory three-percent reserve (when applicable).

Restricted includes any Governor's Expenditure Restriction (when applicable).

NOTES:

(1) FY 2021 - Additional appropriation and/or authority of \$96,790,623 was funded to cover departmental costs related to the COVID-19 pandemic.

(2) FY 2022 - Additional appropriation and/or authority of \$56,142,875 was funded to cover departmental costs related to the COVID-19 pandemic.

(3) FY 2023 - There was a core decrease of \$56,142,875 FF one-time funding related to the COVID-19 pandemic.

CORE RECONCILIATION DETAIL

**DEPARTMENT OF SOCIAL SERVICES
DISTRIBUTION PASS THROUGH**

5. CORE RECONCILIATION DETAIL

	Budget Class	FTE	GR	Federal	Other	Total	Explanation
TAFP AFTER VETOES							
	PD	0.00	0	51,500,000	9,000,000	60,500,000	
	Total	0.00	0	51,500,000	9,000,000	60,500,000	
DEPARTMENT CORE REQUEST							
	PD	0.00	0	51,500,000	9,000,000	60,500,000	
	Total	0.00	0	51,500,000	9,000,000	60,500,000	
GOVERNOR'S RECOMMENDED CORE							
	PD	0.00	0	51,500,000	9,000,000	60,500,000	
	Total	0.00	0	51,500,000	9,000,000	60,500,000	

DECISION ITEM SUMMARY

Budget Unit									
Decision Item	FY 2023	FY 2023	FY 2024	FY 2024	FY 2025	FY 2025	*****	*****	
Budget Object Summary	ACTUAL	ACTUAL	BUDGET	BUDGET	DEPT REQ	DEPT REQ	SECURED	SECURED	
Fund	DOLLAR	FTE	DOLLAR	FTE	DOLLAR	FTE	COLUMN	COLUMN	
DISTRIBUTION PASS THROUGH									
CORE									
PROGRAM-SPECIFIC									
DEPT OF SOC SERV FEDERAL & OTH	34,778,455	0.00	51,500,000	0.00	51,500,000	0.00	0	0.00	
DEBT OFFSET ESCROW	3,417,156	0.00	9,000,000	0.00	9,000,000	0.00	0	0.00	
TOTAL - PD	38,195,611	0.00	60,500,000	0.00	60,500,000	0.00	0	0.00	
TOTAL	38,195,611	0.00	60,500,000	0.00	60,500,000	0.00	0	0.00	
GRAND TOTAL	\$38,195,611	0.00	\$60,500,000	0.00	\$60,500,000	0.00	\$0	0.00	

DECISION ITEM DETAIL

Budget Unit	FY 2023	FY 2023	FY 2024	FY 2024	FY 2025	FY 2025	*****	*****
Decision Item	ACTUAL	ACTUAL	BUDGET	BUDGET	DEPT REQ	DEPT REQ	SECURED	SECURED
Budget Object Class	DOLLAR	FTE	DOLLAR	FTE	DOLLAR	FTE	COLUMN	COLUMN
DISTRIBUTION PASS THROUGH								
CORE								
PROGRAM DISTRIBUTIONS	38,195,611	0.00	60,500,000	0.00	60,500,000	0.00	0	0.00
TOTAL - PD	38,195,611	0.00	60,500,000	0.00	60,500,000	0.00	0	0.00
GRAND TOTAL	\$38,195,611	0.00	\$60,500,000	0.00	\$60,500,000	0.00	\$0	0.00
GENERAL REVENUE	\$0	0.00	\$0	0.00	\$0	0.00		0.00
FEDERAL FUNDS	\$34,778,455	0.00	\$51,500,000	0.00	\$51,500,000	0.00		0.00
OTHER FUNDS	\$3,417,156	0.00	\$9,000,000	0.00	\$9,000,000	0.00		0.00

PROGRAM DESCRIPTION

Department: Social Services

HB Section(s): 11.215

Program Name: Distribution Pass Through

Program is found in the following core budget(s): Distribution Pass Through

1a. What strategic priority does this program address?

Provide internal processes to appropriately manage funds

1b. What does this program do?

The Department of Social Services (DSS), Family Support Division (FSD) manages certain types of collections and support payments to help families and other payees by ensuring that all payments are distributed to the appropriate party with this pass-through accounting mechanism.

Examples of payments for which this mechanism is used include:

- Disbursement of erroneously intercepted federal income tax refunds back to the person paying support or current spouse of the person paying support
- Disbursement of federal tax monies collected by DSS on behalf of families due child support
- Payments from the State's Debt Offset Escrow fund

FSD identifies delinquent child support cases meeting certain criteria for intercept of state tax refunds and certifies the arrears owed by the person paying support. Occasionally, case scenarios change after the arrears are certified, or there is an error in identification, or an error in the calculation of the amount of arrears owed. The Debt Offset Escrow fund serves to distribute any state tax intercepts due to families and to return erroneously intercepted state income tax refunds to the appropriate party.

Performance measures are not included as this is a pass-through program. (Sections 2a-2d omitted)

PROGRAM DESCRIPTION

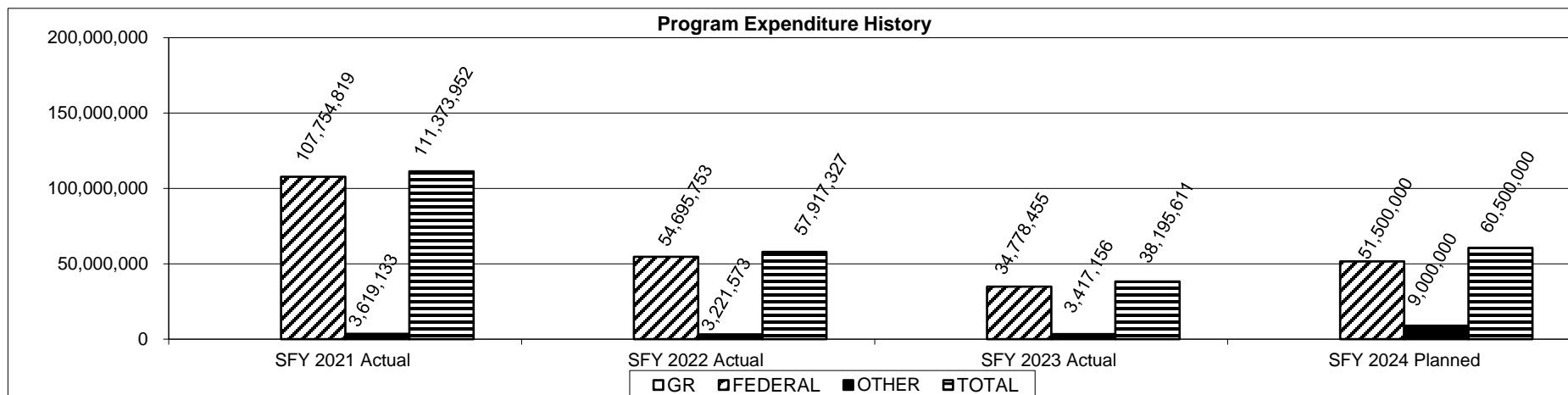
Department: Social Services

HB Section(s): 11.215

Program Name: Distribution Pass Through

Program is found in the following core budget(s): Distribution Pass Through

3. Provide actual expenditures for the prior three fiscal years and planned expenditures for the current fiscal year. (Note: Amounts do not include fringe benefit costs.)



4. What are the sources of the "Other " funds?

Debt Offset Escrow Fund (0753)

5. What is the authorization for this program, i.e., federal or state statute, etc.? (Include the federal program number, if applicable.)

State statute: Sections 143.783, 143.784, and 454.400, RSMo.

6. Are there federal matching requirements? If yes, please explain.

No.

7. Is this a federally mandated program? If yes, please explain.

Yes, 45 CFR 303.72 requires the return of federal offset and 45 CFR 303.102 requires the Debt Offset Escrow.

Core - Debt Offset Escrow Transfer

CORE DECISION ITEM

Department: Social Services
 Division: Family Support
 Core: Debt Offset Escrow Transfer

Budget Unit: 89035C
 HB Section: 11.220

1. CORE FINANCIAL SUMMARY

	FY 2025 Budget Request			
	GR	Federal	Other	Total
PS	0	0	0	0
EE	0	0	0	0
PSD	0	0	0	0
TRF	0	0	1,200,000	1,200,000
Total	0	0	1,200,000	1,200,000
FTE	0.00	0.00	0.00	0.00

	FY 2025 Governor's Recommendation			
	GR	Federal	Other	Total
PS	0	0	0	0
EE	0	0	0	0
PSD	0	0	0	0
TRF	0	0	0	0
Total	0	0	0	0
FTE	0.00	0.00	0.00	0.00

Est. Fringe	0	0	0	0
--------------------	---	---	---	---

Note: Fringes budgeted in House Bill 5 except for certain fringes budgeted directly to MoDOT, Highway Patrol, and Conservation.

Est. Fringe	0	0	0	0
--------------------	---	---	---	---

Note: Fringes budgeted in House Bill 5 except for certain fringes budgeted directly to MoDOT, Highway Patrol, and Conservation.

Other Funds: Debt Offset Escrow Fund (0753) - \$1,200,000

Other Funds: N/A

2. CORE DESCRIPTION

This appropriation transfers funds from the Debt Offset Escrow Fund to the Department of Social Services (DSS) Federal and Other Fund (0610) and/or the Child Support Enforcement Fund (0169). The Debt Offset Escrow Fund serves to distribute any state tax intercepts due to families and to return erroneously intercepted state income tax refunds to the appropriate party. After this is accomplished through the Distribution Pass Through appropriation, there is a portion of funds remaining that are to be retained by the State and Federal Government. The purpose of this section is to transfer the portion of funds that are to be retained by the State and Federal Government to the DSS Federal and Other Fund (0610) for the Federal portion and the Child Support Enforcement Fund (0169) for the State portion.

3. PROGRAM LISTING (list programs included in this core funding)

Debt Offset Escrow Fund

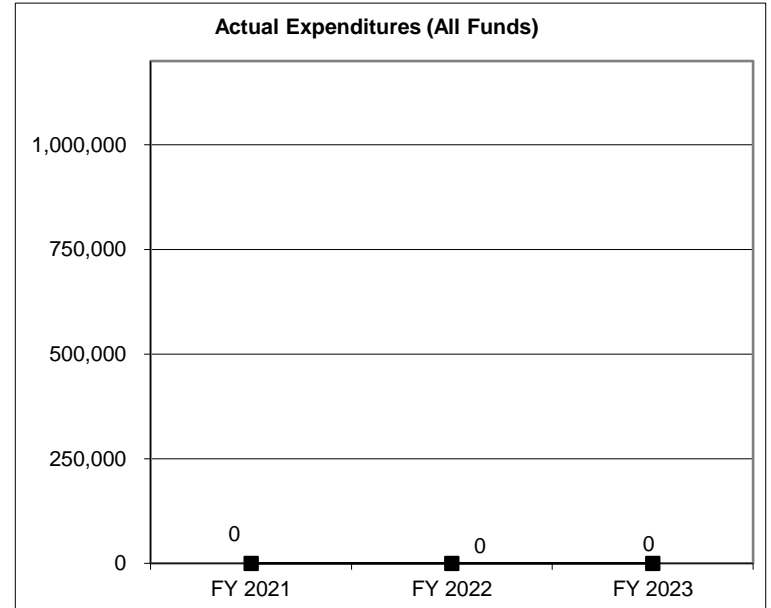
CORE DECISION ITEM

Department: Social Services
Division: Family Support
Core: Debt Offset Escrow Transfer

Budget Unit: 89035C
HB Section: 11.220

4. FINANCIAL HISTORY

	FY 2021 Actual	FY 2022 Actual	FY 2023 Actual	FY 2024 Current Yr.
Appropriation (All Funds)	1,200,000	1,200,000	1,200,000	1,200,000
Less Reverted (All Funds)	0	0	0	0
Less Restricted (All Funds)*	0	0	0	0
Budget Authority (All Funds)	<u>1,200,000</u>	<u>1,200,000</u>	<u>1,200,000</u>	<u>1,200,000</u>
Actual Expenditures (All Funds)	0	0	0	N/A
Unexpended (All Funds)	<u>1,200,000</u>	<u>1,200,000</u>	<u>1,200,000</u>	<u>N/A</u>
Unexpended, by Fund:				
General Revenue	0	0	0	N/A
Federal	0	0	0	N/A
Other	1,200,000	1,200,000	1,200,000	N/A



*Current Year restricted amount is as of September 1, 2023.
 Reverted includes the statutory three-percent reserve (when applicable).
 Restricted includes any Governor's Expenditure Restriction (when applicable).

NOTES:

CORE RECONCILIATION DETAIL

**DEPARTMENT OF SOCIAL SERVICES
CSE DEBT OFFSET ESCROW TRF**

5. CORE RECONCILIATION DETAIL

	Budget Class	FTE	GR	Federal	Other	Total	Explanation
TAFP AFTER VETOES	TRF	0.00	0	0	1,200,000	1,200,000	
	Total	0.00	0	0	1,200,000	1,200,000	
DEPARTMENT CORE REQUEST	TRF	0.00	0	0	1,200,000	1,200,000	
	Total	0.00	0	0	1,200,000	1,200,000	
GOVERNOR'S RECOMMENDED CORE	TRF	0.00	0	0	1,200,000	1,200,000	
	Total	0.00	0	0	1,200,000	1,200,000	

DECISION ITEM SUMMARY

Budget Unit								
Decision Item	FY 2023	FY 2023	FY 2024	FY 2024	FY 2025	FY 2025	*****	*****
Budget Object Summary	ACTUAL	ACTUAL	BUDGET	BUDGET	DEPT REQ	DEPT REQ	SECURED	SECURED
Fund	DOLLAR	FTE	DOLLAR	FTE	DOLLAR	FTE	COLUMN	COLUMN
CSE DEBT OFFSET ESCROW TRF								
CORE								
FUND TRANSFERS								
DEBT OFFSET ESCROW	0	0.00	1,200,000	0.00	1,200,000	0.00	0	0.00
TOTAL - TRF	0	0.00	1,200,000	0.00	1,200,000	0.00	0	0.00
TOTAL	0	0.00	1,200,000	0.00	1,200,000	0.00	0	0.00
GRAND TOTAL	\$0	0.00	\$1,200,000	0.00	\$1,200,000	0.00	\$0	0.00

DECISION ITEM DETAIL

Budget Unit	FY 2023	FY 2023	FY 2024	FY 2024	FY 2025	FY 2025	*****	*****
Decision Item	ACTUAL	ACTUAL	BUDGET	BUDGET	DEPT REQ	DEPT REQ	SECURED	SECURED
Budget Object Class	DOLLAR	FTE	DOLLAR	FTE	DOLLAR	FTE	COLUMN	COLUMN
CSE DEBT OFFSET ESCROW TRF								
CORE								
TRANSFERS OUT	0	0.00	1,200,000	0.00	1,200,000	0.00	0	0.00
TOTAL - TRF	0	0.00	1,200,000	0.00	1,200,000	0.00	0	0.00
GRAND TOTAL	\$0	0.00	\$1,200,000	0.00	\$1,200,000	0.00	\$0	0.00
GENERAL REVENUE	\$0	0.00	\$0	0.00	\$0	0.00		0.00
FEDERAL FUNDS	\$0	0.00	\$0	0.00	\$0	0.00		0.00
OTHER FUNDS	\$0	0.00	\$1,200,000	0.00	\$1,200,000	0.00		0.00

PROGRAM DESCRIPTION

Department: Social Services

HB Section(s): 11.220

Program Name: Debt Offset Escrow Transfer

Program is found in the following core budget(s): Debt Offset Escrow Transfer

1a. What strategic priority does this program address?

Provide internal processes to appropriately manage funds

1b. What does this program do?

The Department of Social Services (DSS), Family Support Division (FSD) transfers funds from the Debt Offset Escrow Fund to the DSS Federal and Other Fund (0610) and/or Child Support Enforcement Fund (0169) to help ensure funds that are to be retained by the State and Federal Government are transferred appropriately by utilizing this accounting mechanism for state tax intercepts.

The Debt Offset Escrow Fund serves to distribute any state tax intercepts due to families and to return erroneously intercepted state income tax refunds to the appropriate party/parties. After this is accomplished through the Distribution Pass Through appropriation, there is a portion of funds remaining that are to be retained by the State and Federal Government. The purpose of this section is to transfer the portion of funds that are to be retained by the State and Federal Government to the DSS Federal and Other Fund (0610) for the Federal portion and the Child Support Enforcement Fund (0169) for the State portion.

Performance measures are not included as this is an accounting mechanism. (Sections 2a-2d omitted)

PROGRAM DESCRIPTION

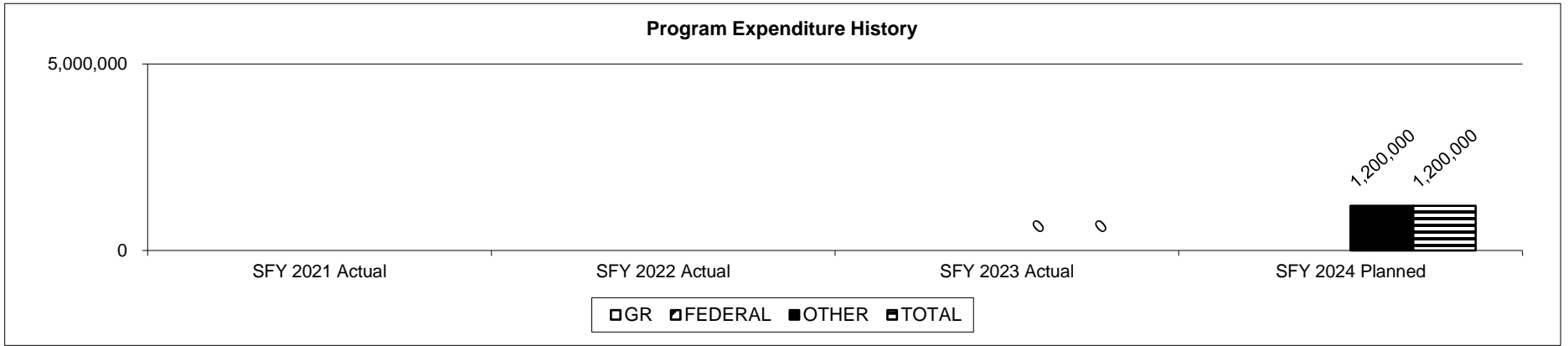
Department: Social Services

HB Section(s): 11.220

Program Name: Debt Offset Escrow Transfer

Program is found in the following core budget(s): Debt Offset Escrow Transfer

3. Provide actual expenditures for the prior three fiscal years and planned expenditures for the current fiscal year. (Note: Amounts do not include fringe benefit costs.)



4. What are the sources of the "Other " funds?

Debt Offset Escrow Fund (0753)

5. What is the authorization for this program, i.e., federal or state statute, etc.? (Include the federal program number, if applicable.)

N/A

6. Are there federal matching requirements? If yes, please explain.

No.

7. Is this a federally mandated program? If yes, please explain.

No.

**Department of Social Services
Family Support Division**

**Fiscal Year 2025 Budget Request
Book 4 of 10**

Robert Knodell, Director

Table of Contents

TABLE OF CONTENTS

Family Support Division/DSS Budget Book 2 of 10

Department Request Summary	1
NDI- SB 45/90/106 Transitional Benefits	9
NDI- SB 45/90/106 Review Form Submission & MO Employment First Act	18
NDI- Public Health Emergency (PHE)	26
Core – Family Support Division Administration	34
Core – Income Maintenance Field Staff and Operations	48
Core – IM Call Center	75
NDI – FSD Call Center Bot	110
Core – Public Acute Care Hospital	117
Core – Family Support Division Staff Training	124
Core – Electronic Benefits Transfer (EBT)	136
Core – Polk County Trust.....	145
Core – FAMIS	152
NDI – FAMIS	162
Core – Missouri Eligibility and Determination System (MEDES).....	172
NDI – MEDES Adult Medicaid	223
NDI – MEDES ECM	230
Core – Eligibility Verification	238
Core – Food Nutrition.....	253
Core – Missouri Work Programs- Fathers and Families Support Center	266
Core – Missouri Work Programs- Save Our Sons	275
Core – Missouri Work Programs- Higher Aspirations	285
Core – Missouri Work Programs- Total Man Program.....	292
Core – Missouri Work Programs- Community Program for Youth.....	301

Family Support Division/DSS Budget Book 3 of 10

Core – Temporary Assistance- Cash Assistance	308
Core – Temporary Assistance- Integrated Student Support Services.....	317
Core – Temporary Assistance- Drew Lewis Foundation	327
Core – Temporary Assistance- Hope Missions	335
Core – Temporary Assistance- Morningstar Life Center	344

Core – Temporary Assistance- I Am King Foundation	352
Core – Temporary Assistance- St. Paul Mentoring	359
Core – The Village	366
Core – Annie Malone	374
Core – Healthy Marriage/Fatherhood	382
Core – Good Dads- Healthy Marriage Fatherhood.....	393
Core – Good Dads- Columbia.....	400
Core – Powerhouse- Columbia.....	404
Core – Adult Supplementation	411
Core – Supplemental Nursing Care	419
Core – Blind Pension	428
NDI – Blind Pension Rate Increase	438
Core – Blind Administration	445
Core – Services for the Visually Impaired.....	456
Core – STL Society for the Blind & Visually Impaired.....	469
Core – Business Enterprise	475
Core – Refugees and Legal Immigrants	482
Core – Child Support Field Staff and Operations	489
Core – Child Support Federal Grants	500
Core – Missouri Safe Access for Victims (MO-SAVES) Grant	506
Core – Child Support Enforcement Call Center.....	511
Core – Child Support Reimbursement to Counties.....	520
Core – Distribution Pass Through.....	530
Core – Debt Offset Escrow Transfer.....	537

Family Support Division/DSS Budget Book 4 of 10

Department Request Summary	544
TANF Block Grant.....	552
Core – Community Partnerships	553
Core – Missouri Mentoring Partnership	568
Core – Adolescent Program.....	579
Core – West Central MO Community	588
Core – Missouri Work Programs- SkillUP	597
Core – Missouri Work Programs- Adult High School.....	609
Core – Missouri Work Programs- Adult High School Expansion	623

Core – Missouri Work Programs- Jobs League	630
Core – Missouri Work Programs- Jobs for America’s Graduates (JAG)	640
Core – Missouri Work Programs- Community Work Support	648
Core – Missouri Work Programs- Foster Care Jobs Program	660
Core – Missouri Work Programs- Youth Build Works	667
Core – Missouri Work Programs- Youth Build Works KC	675
Core – Year Round Youth Jobs	680
Core – Missouri Work Programs- Employment Connection	684
Core – Missouri Work Programs- MOKAN Institute	693
Core – Missouri Work Programs- Mission St. Louis	702
Core – Missouri Work Programs- Porter House KC	711
Core – Missouri Work Programs- I Pour Life	718
Core – Missouri Work Programs- Southside Early Childhood	725
Core – Missouri Work Programs- Manasseh Ministry	732
Core – Missouri Work Programs- United Way Stl.....	739
Core – Missouri Work Programs- Megan Meier Foundation	746

Family Support Division/DSS Budget Book 5 of 10

Core – Temporary Assistance- Food Banks	753
Core – Temporary Assistance- ABC Today.....	761
Core – Temporary Assistance- Before and After School.....	767
Core – Temporary Assistance- Out of School Support.....	773
Core – Temporary Assistance- Midtown Youth	779
Core – Temporary Assistance- Cochran Youth	784
Core – Temporary Assistance- Living with Purpose	790
Core – Temporary Assistance- Serving Our Streets	799
Core – Temporary Assistance- Boys and Girls Club of Heartland	807
Core – Temporary Assistance- KANBES Markets.....	814
Core – Temporary Assistance- Chris Harris Foundation	821
Core – Temporary Assistance- Walls and Beyond	828
Core – Temporary Assistance- Alphabet Academy Facility KC.....	835
Core – Alternatives to Abortion	842
Core – Community Service Block Grant	853
Core – Emergency Solutions Grant Program CARES.....	868
Core – Food Distribution Program	877

Core – Energy Assistance	886
Core – Habitat for Humanity	905
Core – Domestic Violence	914
Core – Emergency Shelter Domestic Violence.....	927
Core – Shelters for Women	938
Core – Giving Hope & Help.....	946
Core – Synergy Housing Project.....	953
Core – Victims of Crime Act (VOCA) Admin.....	960
Core – Victims of Crime Act (VOCA) Program	969
Core – Assist Victims of Sexual Assault	987

Department Request Summary

DEPARTMENT OF SOCIAL SERVICES
FISCAL YEAR 2025 BRASS SECTION SUMMARY

H.B. Sec.	Decision Item Name	2025 Department Request				
		FTE	GR	FF	OF	Total
11.100	Family Support Administration					
	Core	155.80	1,987,690	12,870,153	623,565	15,481,408
	<i>Total</i>	155.80	1,987,690	12,870,153	623,565	15,481,408
11.105	IM Field Staff and Operations					
	Core	1,676.73	26,998,458	61,498,922	1,039,101	89,536,481
	NDI- SB 45/90/106 Imp RSMo 208.066	10.00	540,504	593,656	0	1,134,160
	<i>Total</i>	1,686.73	27,538,962	62,092,578	1,039,101	90,670,641
11.105	IM Field Staff/Ops PHE					
	Core	0.00	0	0	0	0
	NDI- PHE Eligibility Verification	0.00	2,781,669	8,345,008	0	11,126,677
	<i>Total</i>	0.00	2,781,669	8,345,008	0	11,126,677
11.110	IM Call Center-Medicaid CHIP					
	Core	90.01	2,409,221	7,322,798	0	9,732,019
	NDI- IM Call Center BOT	0.00	820,000	1,180,000	0	2,000,000
	<i>Total</i>	90.01	3,229,221	8,502,798	0	11,732,019
11.110	IM Call Center-AEG					
	Core	30.66	0	3,372,911	0	3,372,911
	<i>Total</i>	30.66	0	3,372,911	0	3,372,911
11.110	IM Call Center-SNAP					
	Core	284.25	9,417,581	9,572,799	0	18,990,380
	NDI- IM Call Center BOT	0.00	820,000	1,180,000	0	2,000,000
	<i>Total</i>	284.25	10,237,581	10,752,799	0	20,990,380
11.110	IM Call Center-TANF					
	Core	13.14	0	764,960	0	764,960
	<i>Total</i>	13.14	0	764,960	0	764,960
11.110	IM Call Center-Child Care					
	Core	19.94	0	1,012,665	0	1,012,665
	<i>Total</i>	19.94	0	1,012,665	0	1,012,665
11.115	Public Acute Care Hospital					
	Core	0.00	1,000,000	1,000,000	0	2,000,000
	<i>Total</i>	0.00	1,000,000	1,000,000	0	2,000,000

DEPARTMENT OF SOCIAL SERVICES
FISCAL YEAR 2025 BRASS SECTION SUMMARY

H.B. Sec.	Decision Item Name	2025 Department Request				
		FTE	GR	FF	OF	Total
11.120	Family Support Staff Training					
	Core	0.00	104,340	129,953	0	234,293
	<i>Total</i>	0.00	104,340	129,953	0	234,293
11.125	Electronic Benefits Transfer (EBT)					
	Core	0.00	1,696,622	1,499,859	0	3,196,481
	NDI- SB 45/90/106 Imp Transtl Benefit	0.00	2,827,170	0	0	2,827,170
	<i>Total</i>	0.00	4,523,792	1,499,859	0	6,023,651
11.130	Polk County Trust					
	Core	0.00	0	0	10,000	10,000
	<i>Total</i>	0.00	0	0	10,000	10,000
11.135	FAMIS					
	Core	0.00	517,908	473,422	0	991,330
	NDI- FAMIS	0.00	165,725	238,482	0	404,207
	<i>Total</i>	0.00	683,633	711,904	0	1,395,537
11.135	FAMIS PHE					
	Core	0.00	0	0	0	0
	NDI- PHE Eligibility Verification	0.00	7,421	12,369	0	19,790
	<i>Total</i>	0.00	7,421	12,369	0	19,790
11.140	MEDES MAGI					
	Core	0.00	1,679,087	30,192,688	1,000,000	32,871,775
	<i>Total</i>	0.00	1,679,087	30,192,688	1,000,000	32,871,775
11.140	MEDES MAGI PHE					
	NDI- PHE Eligibility Verification	0.00	47,869	143,606	0	191,475
	<i>Total</i>	0.00	47,869	143,606	0	191,475
11.140	MEDES SNAP					
	Core	0.00	2,688,120	15,844,516	0	18,532,636
	<i>Total</i>	0.00	2,688,120	15,844,516	0	18,532,636
11.140	MEDES TANF					
	Core	0.00	0	200,000	0	200,000
	<i>Total</i>	0.00	0	200,000	0	200,000

DEPARTMENT OF SOCIAL SERVICES
FISCAL YEAR 2025 BRASS SECTION SUMMARY

H.B. Sec.	Decision Item Name	2025 Department Request				
		FTE	GR	FF	OF	Total
11.140	MEDES Child Care					
	Core	0.00	0	200,000	0	200,000
	<i>Total</i>	0.00	0	200,000	0	200,000
11.140	MEDES IV&V					
	Core	0.00	352,983	970,537	0	1,323,520
	<i>Total</i>	0.00	352,983	970,537	0	1,323,520
11.140	MEDES ECM					
	Core	0.00	453,867	2,227,500	0	2,681,367
	NDI- MEDES ECM	0.00	534,754	627,755	0	1,162,509
	<i>Total</i>	0.00	988,621	2,855,255	0	3,843,876
11.140	MEDES PMO					
	Core	0.00	1,572,161	2,280,023	0	3,852,184
	<i>Total</i>	0.00	1,572,161	2,280,023	0	3,852,184
11.140	MEDES TRANSITIONAL					
	NDI - SB 45/90/106 Imp Transtl Benefit	0.00	37,000,000	0	0	37,000,000
	<i>Total</i>	0.00	37,000,000	0	0	37,000,000
11.140	MEDES ADULT MEDICAID					
	NDI - Adult Medicaid MEDES	0.00	3,000,000	27,000,000	0	30,000,000
	<i>Total</i>	0.00	3,000,000	27,000,000	0	30,000,000
11.145	Third Party Eligibility Services					
	Core	0.00	4,197,481	10,984,240	0	15,181,721
	<i>Total</i>	0.00	4,197,481	10,984,240	0	15,181,721
11.145	Third Party Eligibility Services PHE					
	NDI - FSD Eligibility Verification PHE	0.00	1,547,676	3,871,862	0	5,419,538
	<i>Total</i>	0.00	1,547,676	3,871,862	0	5,419,538
11.150	Food Nutrition					
	Core	0.00	0	14,343,755	0	14,343,755
	<i>Total</i>	0.00	0	14,343,755	0	14,343,755
11.155	Save Our Sons					
	Core	0.00	0	1,000,000	0	1,000,000
	<i>Total</i>	0.00	0	1,000,000	0	1,000,000

DEPARTMENT OF SOCIAL SERVICES
FISCAL YEAR 2025 BRASS SECTION SUMMARY

H.B. Sec.	Decision Item Name	2025 Department Request				
		FTE	GR	FF	OF	Total
11.155	Total Man					
	Core	0.00	0	100,000	0	100,000
	<i>Total</i>	0.00	0	100,000	0	100,000
11.155	Fathers and Families					
	Core	0.00	0	750,000	0	750,000
	<i>Total</i>	0.00	0	750,000	0	750,000
11.160	Communities in Schools (ISSS)					
	Core	0.00	0	600,000	0	600,000
	<i>Total</i>	0.00	0	600,000	0	600,000
11.160	Rise Drew Lewis SPFLD					
	Core	0.00	0	700,000	0	700,000
	<i>Total</i>	0.00	0	700,000	0	700,000
11.160	Annie Malone					
	Core	0.00	0	3,000,000	0	3,000,000
	<i>Total</i>	0.00	0	3,000,000	0	3,000,000
11.160	Temporary Assistance					
	Core	0.00	3,856,800	16,200,000	0	20,056,800
	<i>Total</i>	0.00	3,856,800	16,200,000	0	20,056,800
11.165	Healthy Marriage/Fatherhood					
	Core	0.00	0	2,500,000	0	2,500,000
	<i>Total</i>	0.00	0	2,500,000	0	2,500,000
11.170	Adult Supplementation					
	Core	0.00	10,872	0	0	10,872
	<i>Total</i>	0.00	10,872	0	0	10,872
11.175	Supplemental Nursing Care					
	Core	0.00	25,420,885	0	0	25,420,885
	<i>Total</i>	0.00	25,420,885	0	0	25,420,885
11.180	Blind Pension					
	Core	0.00	0	0	38,920,024	38,920,024
	NDI- Blind Pension Rate Increase	0.00	0	0	1,593,540	1,593,540
	<i>Total</i>	0.00	0	0	40,513,564	40,513,564

DEPARTMENT OF SOCIAL SERVICES
FISCAL YEAR 2025 BRASS SECTION SUMMARY

H.B. Sec.	Decision Item Name	2025 Department Request				
		FTE	GR	FF	OF	Total
11.185	Blind Admin					
	Core	102.69	1,160,854	4,551,351	0	5,712,205
	<i>Total</i>	102.69	1,160,854	4,551,351	0	5,712,205
11.190	Rehab Services for the Blind (SVI)					
	Core	0.00	1,507,789	6,436,444	448,995	8,393,228
	<i>Total</i>	0.00	1,507,789	6,436,444	448,995	8,393,228
11.195	Business Enterprises					
	Core	0.00	0	42,003,034	0	42,003,034
	<i>Total</i>	0.00	0	42,003,034	0	42,003,034
11.200	Child Support Field Staff & Operations					
	Core	584.04	5,872,424	25,931,505	2,741,359	34,545,288
	NDI- SB 35 Implementation	20.00	410,000	795,881	0	1,205,881
	<i>Total</i>	604.04	6,282,424	26,727,386	2,741,359	35,751,169
11.205	Child Support Enforcement Call Center					
	Core	67.20	1,450,045	2,891,920	217,627	4,559,592
	<i>Total</i>	67.20	1,450,045	2,891,920	217,627	4,559,592
11.210	CSE Reimbursement to Counties					
	Core	0.00	2,240,491	14,886,582	400,212	17,527,285
	<i>Total</i>	0.00	2,240,491	14,886,582	400,212	17,527,285
11.215	Distribution Pass Through					
	Core	0.00	0	51,500,000	9,000,000	60,500,000
	<i>Total</i>	0.00	0	51,500,000	9,000,000	60,500,000
11.220	CSE Debt Offset Escrow Transfer					
	Core	0.00	0	0	1,200,000	1,200,000
	<i>Total</i>	0.00	0	0	1,200,000	1,200,000
11.225	Community Partnerships					
	Core	0.00	632,328	7,603,799	0	8,236,127
	<i>Total</i>	0.00	632,328	7,603,799	0	8,236,127
11.225	Missouri Mentoring Partnership					
	Core	0.00	0	1,443,700	0	1,443,700
	<i>Total</i>	0.00	0	1,443,700	0	1,443,700

DEPARTMENT OF SOCIAL SERVICES
FISCAL YEAR 2025 BRASS SECTION SUMMARY

H.B. Sec.	Decision Item Name	2025 Department Request				
		FTE	GR	FF	OF	Total
11.225	Adolescent Program					
	Core	0.00	0	600,000	0	600,000
	<i>Total</i>	0.00	0	600,000	0	600,000
11.230	Community Work Support					
	Core	0.00	1,855,554	12,867,755	0	14,723,309
	<i>Total</i>	0.00	1,855,554	12,867,755	0	14,723,309
11.230	Work Programs SNAP employment					
	Core	0.00	0	11,391,575	0	11,391,575
	<i>Total</i>	0.00	0	11,391,575	0	11,391,575
11.230	Work Programs SNAP Adult High School					
	Core	0.00	0	3,150,000	0	3,150,000
	<i>Total</i>	0.00	0	3,150,000	0	3,150,000
11.230	Work Programs Adult High School					
	Core	0.00	2,000,000	4,900,000	0	6,900,000
	<i>Total</i>	0.00	2,000,000	4,900,000	0	6,900,000
11.230	Work Programs TANF Summer Jobs					
	Core	0.00	0	850,000	0	850,000
	<i>Total</i>	0.00	0	850,000	0	850,000
11.230	Work Programs Jobs For America's Grads					
	Core	0.00	0	3,750,000	0	3,750,000
	<i>Total</i>	0.00	0	3,750,000	0	3,750,000
11.230	Work Programs TANF Foster Care Jobs Program					
	Core	0.00	0	1,000,000	0	1,000,000
	<i>Total</i>	0.00	0	1,000,000	0	1,000,000
11.230	Employment Connection					
	Core	0.00	0	1,000,000	0	1,000,000
	<i>Total</i>	0.00	0	1,000,000	0	1,000,000
11.230	MOKAN Institute					
	Core	0.00	0	500,000	0	500,000
	<i>Total</i>	0.00	0	500,000	0	500,000

DEPARTMENT OF SOCIAL SERVICES
FISCAL YEAR 2025 BRASS SECTION SUMMARY

H.B. Sec.	Decision Item Name	2025 Department Request				
		FTE	GR	FF	OF	Total
11.235	Temporary Assistance					
	Core	0.00	0	14,450,000	0	14,450,000
	<i>Total</i>	0.00	0	14,450,000	0	14,450,000
11.235	Living With Purpose					
	Core	0.00	0	230,000	0	230,000
	<i>Total</i>	0.00	0	230,000	0	230,000
11.240	Alternatives to Abortion					
	Core	0.00	2,308,561	6,350,000	0	8,658,561
	<i>Total</i>	0.00	2,308,561	6,350,000	0	8,658,561
11.245	Community Services Block Grant					
	Core	0.00	0	23,637,000	0	23,637,000
	<i>Total</i>	0.00	0	23,637,000	0	23,637,000
11.255	Food Distribution Programs					
	Core	0.00	0	12,424,881	0	12,424,881
	<i>Total</i>	0.00	0	12,424,881	0	12,424,881
11.260	Energy Assistance					
	Core	0.00	0	101,619,871	0	101,619,871
	<i>Total</i>	0.00	0	101,619,871	0	101,619,871
11.265	Habitat for Humanity - STL					
	Core	0.00	250,000	0	0	250,000
	<i>Total</i>	0.00	250,000	0	0	250,000
11.270	Domestic Violence					
	Core	0.00	5,000,000	9,705,162	0	14,705,162
	<i>Total</i>	0.00	5,000,000	9,705,162	0	14,705,162
11.270	Emergency Shelter Dom Viol Victims					
	Core	0.00	0	562,137	0	562,137
	<i>Total</i>	0.00	0	562,137	0	562,137
11.275	Victims of Crime Admin					
	Core	8.00	0	1,064,645	0	1,064,645
	<i>Total</i>	8.00	0	1,064,645	0	1,064,645

DEPARTMENT OF SOCIAL SERVICES
 FISCAL YEAR 2025 BRASS SECTION SUMMARY

H.B. Sec.	Decision Item Name	2025 Department Request				
		FTE	GR	FF	OF	Total
11.280	Victims of Crime Program					
	Core	0.00	0	49,331,537	0	49,331,537
	<i>Total</i>	0.00	0	49,331,537	0	49,331,537
11.285	Assist Victims of Sexual Assault					
	Core	0.00	1,750,000	2,020,916	0	3,770,916
	<i>Total</i>	0.00	1,750,000	2,020,916	0	3,770,916
	<i>Family Support Core Total</i>	3,032.46	110,392,122	620,265,515	55,600,883	786,258,520
	<i>Family Support NDI Total</i>	30.00	50,502,788	43,988,619	1,593,540	96,084,947
	<i>Less Family Support Non Counts</i>	0.00	(3,000,000)	(78,500,000)	(10,200,000)	(91,700,000)
	<i>Total Family Support</i>	3,062.46	157,894,910	585,754,134	46,994,423	790,643,467

TANF Block Grant

TANF Block Grant

The Department of Social Services administers the Temporary Assistance for Needy Families (TANF) block grant funded through the US Department of Health and Human Services, Administration for Children and Families. TANF replaced Aid to Families with Dependent Children in the 1996 welfare reform law (P. L. 104-193). TANF provides Temporary Assistance (TA) cash benefits for eligible households, and the Missouri Work Assistance Program, which provides employment and training services for TA recipients.

TANF is reimbursement based, and there is a state Maintenance of Effort (MOE)* required to earn the TANF block grant. Expenditures from other programs provide state MOE required to earn the TANF block grant. TANF also provides a variety of funding for programs that meet one of the four purposes below.

To be eligible for TANF funding, a program must meet one of these four purposes:

1. To provide assistance to needy families to help keep children in the home
2. To end dependence of needy parents by promoting job preparation, work, and marriage
3. To prevent and reduce out-of-wedlock pregnancies
4. To encourage the formation and maintenance of two-parent families

TANF eligibility requirements:

- Households who have a minor child, including pregnant and non-custodial parents
- 16-18 year olds who are not a part of another household, and who do not have a child
- 19-24 year olds who do not have a child
- Under 185% of the Federal Poverty Level for TANF purposes three and four

Non-eligible expenses include:

- Building and construction
- Medical expenses
- Tobacco, alcohol, lottery tickets, and adult venues
- Substance abuse treatment

When claiming to MOE, the household must be under 185% of the FPL, and have a qualifying child.

Core - Community Partnerships

CORE DECISION ITEM

Department: Social Services
 Division: Family Support
 Core: Community Partnerships

Budget Unit: 90055C
 HB Section: 11.225

1. CORE FINANCIAL SUMMARY

	FY 2025 Budget Request			
	GR	Federal	Other	Total
PS	0	0	0	0
EE	0	0	0	0
PSD	632,328	7,603,799	0	8,236,127
TRF	0	0	0	0
Total	632,328	7,603,799	0	8,236,127
FTE	0.00	0.00	0.00	0.00

	FY 2025 Governor's Recommendation			
	GR	Federal	Other	Total
PS	0	0	0	0
EE	0	0	0	0
PSD	0	0	0	0
TRF	0	0	0	0
Total	0	0	0	0
FTE	0.00	0.00	0.00	0.00

Est. Fringe	0	0	0	0
--------------------	---	---	---	---

Note: Fringes budgeted in House Bill 5 except for certain fringes budgeted directly to MoDOT, Highway Patrol, and Conservation.

Est. Fringe	0	0	0	0
--------------------	---	---	---	---

Note: Fringes budgeted in House Bill 5 except for certain fringes budgeted directly to MoDOT, Highway Patrol, and Conservation.

Other Funds: N/A

Other Funds: N/A

2. CORE DESCRIPTION

This appropriation provides funding to the 20 Community Partnerships that have agreements with the Department of Social Services (DSS). These entities engage local communities to plan, develop, finance, monitor, and implement solutions to overcome challenges such as child abuse/neglect, drug use, before/after school childcare, homelessness, teen pregnancy, GED education, safety and health issues, and many others. The Community Partnerships help inform DSS of solutions that are community-based and community-driven.

3. PROGRAM LISTING (list programs included in this core funding)

Community Partnerships

CORE DECISION ITEM

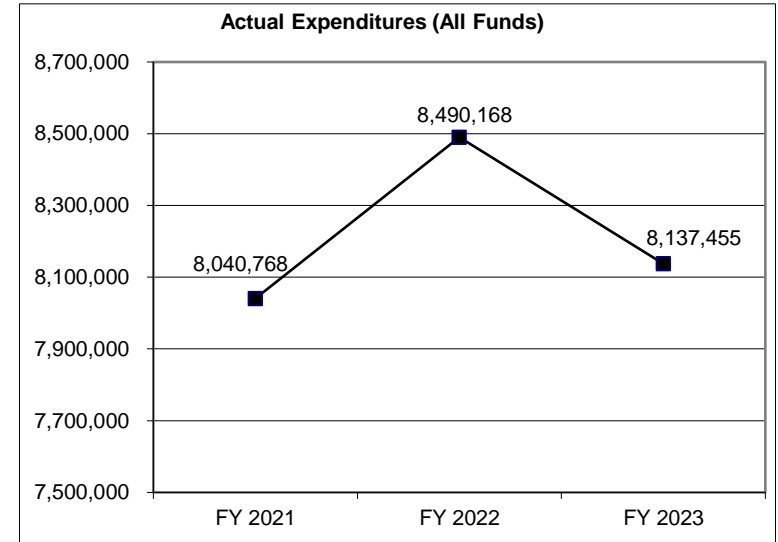
Department: Social Services
Division: Family Support
Core: Community Partnerships

Budget Unit: 90055C

HB Section: 11.225

4. FINANCIAL HISTORY

	FY 2021 Actual	FY 2022 Actual	FY 2023 Actual	FY 2024 Current Yr.
Appropriation (All Funds)	8,236,127	8,636,127	8,236,127	8,236,127
Less Reverted (All Funds)	(18,970)	(21,970)	(18,970)	(18,970)
Less Restricted (All Funds)	0	0	0	0
Budget Authority (All Funds)	8,217,157	8,614,157	8,217,157	8,217,157
Actual Expenditures (All Funds)	8,040,768	8,490,168	8,137,455	N/A
Unexpended (All Funds)	176,389	123,989	79,702	N/A
Unexpended, by Fund:				
General Revenue	0	0	0	N/A
Federal	176,389	123,989	79,702	N/A
Other	0	0	0	N/A



*Current Year restricted amount is as of September 1, 2023.
 Reverted includes the statutory three-percent reserve (when applicable).
 Restricted includes any Governor's Expenditure Restriction (when applicable).

NOTES:

CORE RECONCILIATION DETAIL

**DEPARTMENT OF SOCIAL SERVICES
COMMUNITY PARTNERSHIPS**

5. CORE RECONCILIATION DETAIL

	Budget Class	FTE	GR	Federal	Other	Total	Explanation
TAFP AFTER VETOES							
	PD	0.00	632,328	7,603,799	0	8,236,127	
	Total	0.00	632,328	7,603,799	0	8,236,127	
DEPARTMENT CORE REQUEST							
	PD	0.00	632,328	7,603,799	0	8,236,127	
	Total	0.00	632,328	7,603,799	0	8,236,127	
GOVERNOR'S RECOMMENDED CORE							
	PD	0.00	632,328	7,603,799	0	8,236,127	
	Total	0.00	632,328	7,603,799	0	8,236,127	

DECISION ITEM SUMMARY

Budget Unit								
Decision Item	FY 2023	FY 2023	FY 2024	FY 2024	FY 2025	FY 2025	*****	*****
Budget Object Summary	ACTUAL	ACTUAL	BUDGET	BUDGET	DEPT REQ	DEPT REQ	SECURED	SECURED
Fund	DOLLAR	FTE	DOLLAR	FTE	DOLLAR	FTE	COLUMN	COLUMN
COMMUNITY PARTNERSHIPS								
CORE								
PROGRAM-SPECIFIC								
GENERAL REVENUE	613,358	0.00	632,328	0.00	632,328	0.00	0	0.00
TEMP ASSIST NEEDY FAM FEDERAL	7,524,097	0.00	7,525,492	0.00	7,525,492	0.00	0	0.00
DEPT OF SOC SERV FEDERAL & OTH	0	0.00	78,307	0.00	78,307	0.00	0	0.00
TOTAL - PD	8,137,455	0.00	8,236,127	0.00	8,236,127	0.00	0	0.00
TOTAL	8,137,455	0.00	8,236,127	0.00	8,236,127	0.00	0	0.00
GRAND TOTAL	\$8,137,455	0.00	\$8,236,127	0.00	\$8,236,127	0.00	\$0	0.00

DECISION ITEM DETAIL

Budget Unit	FY 2023	FY 2023	FY 2024	FY 2024	FY 2025	FY 2025	*****	*****
Decision Item	ACTUAL	ACTUAL	BUDGET	BUDGET	DEPT REQ	DEPT REQ	SECURED	SECURED
Budget Object Class	DOLLAR	FTE	DOLLAR	FTE	DOLLAR	FTE	COLUMN	COLUMN
COMMUNITY PARTNERSHIPS								
CORE								
PROGRAM DISTRIBUTIONS	8,137,455	0.00	8,236,127	0.00	8,236,127	0.00	0	0.00
TOTAL - PD	8,137,455	0.00	8,236,127	0.00	8,236,127	0.00	0	0.00
GRAND TOTAL	\$8,137,455	0.00	\$8,236,127	0.00	\$8,236,127	0.00	\$0	0.00
GENERAL REVENUE	\$613,358	0.00	\$632,328	0.00	\$632,328	0.00		0.00
FEDERAL FUNDS	\$7,524,097	0.00	\$7,603,799	0.00	\$7,603,799	0.00		0.00
OTHER FUNDS	\$0	0.00	\$0	0.00	\$0	0.00		0.00

PROGRAM DESCRIPTION

Department: Social Services

HB Section(s): 11.225

Program Name: Community Partnerships

Program is found in the following core budget(s): Community Partnerships

1a. What strategic priority does this program address?

Build and engage community resources to support families in need

1b. What does this program do?

The Department of Social Services (DSS) contracts with Missouri's Community Partnerships to engage local communities to overcome challenges such as child abuse/neglect, drug use, before/after school childcare, safety and health issues, and many others by mobilizing, leveraging, and allocating resources. The 20 Missouri Community Partnerships are decision-making entities for the services provided in the areas they serve, broadly representative of a county or multi-county area. They partner with the department and other state agencies to plan, develop, finance, and monitor strategies to achieve specific core result areas.

The core result areas include, but are not limited to, the following:

- Safe children and families
- Healthy children and families
- Children ready to enter school
- Children and youth succeeding in school
- Youth ready to enter the workforce and become productive citizens
- Parents working

Strategies used to meet these core result areas include:

- Actively involving communities in decisions which affect their well-being
- Bringing services closer to where families live and children go to school
- Using dollars more flexibly and effectively to meet the needs of families
- Being accountable for results

Community Partnerships design, implement, and evaluate community strategies in response to needs and issues that are specific to their particular community and bring together other existing groups to work towards filling service gaps without duplicating efforts.

PROGRAM DESCRIPTION

Department: Social Services

HB Section(s): 11.225

Program Name: Community Partnerships

Program is found in the following core budget(s): Community Partnerships

Examples of the types of initiatives include:

- Partnering with the Children's Division (CD) to work on early childcare issues and work with daycare providers.
- Partnering with DSS to provide Missouri Mentoring Programs.
- Partnering with the Missouri Re-Entry Project utilizing Volunteers in Services to America (VISTA) Volunteers. These volunteers offer a low-cost solution to staffing re-entry efforts.
- Partnering with CD to provide Independent Living Program services for youth transitioning from foster care.
- Partnering with the Division of Youth Services (DYS) on transitional services for youth moving back to their communities/homes after they have been in DYS custody. Some examples include providing basic needs such as clothing, toiletries, job-site clothes, and school supplies. Other transitional services provided are monthly parent support group sessions and community mentors to help youth transition.
- Working on safety issues in their communities (many are certified to inspect and install car seats, some are working on drug and alcohol prevention campaigns).
- Working on health and dental health strategies for the local communities (several have been instrumental in getting Federally Qualified Healthcare Centers (FQHC), dental clinics, and mobile dental clinics in their community).
- Working with local schools on a variety of issues such as increasing graduation rates and decreasing discipline problems (they provide after school programming, summer programs, teen parent mentoring, and job readiness trainings).

Missouri's Community Partnership sites include: Buchanan County, Butler County, Cape Girardeau County, Dunklin County, Greene County, Jackson County, Jasper and Newton Counties, Jefferson County, Knox and Schuyler Counties, Marion County, Mississippi County, New Madrid County, Pemiscot County, Pettis County, Phelps County, Randolph County, Ripley County, St. Louis City and County, St. Francois County, and Washington County.

PROGRAM DESCRIPTION

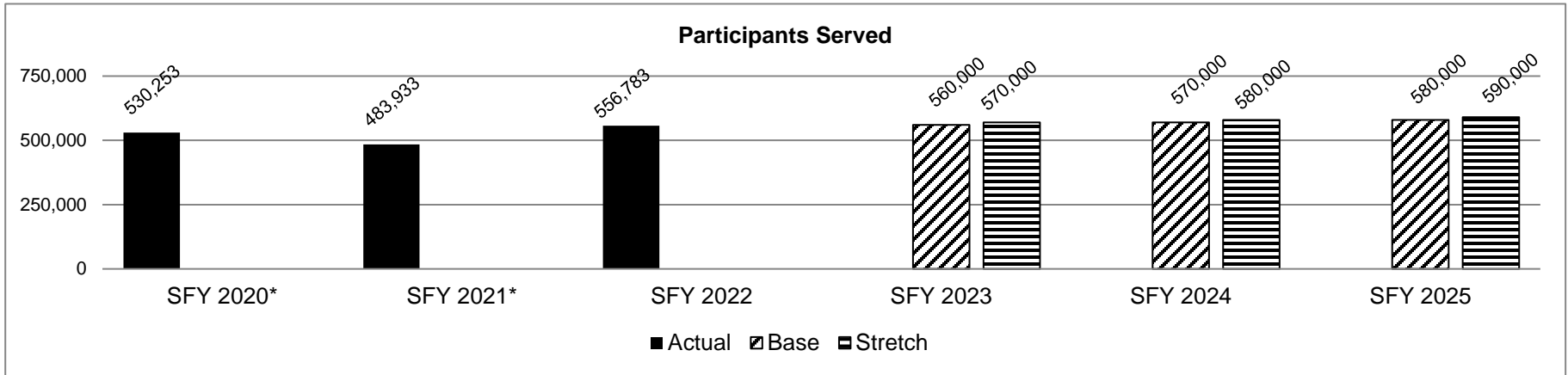
Department: Social Services

HB Section(s): 11.225

Program Name: Community Partnerships

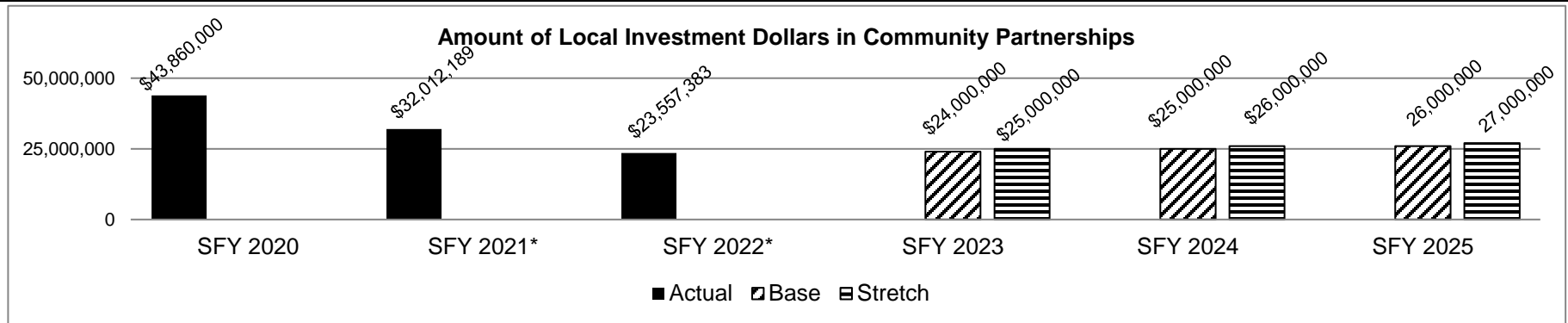
Program is found in the following core budget(s): Community Partnerships

2a. Provide an activity measure(s) for the program.



*Disruption in normal processes due to COVID-19 are reflected in SFY 2020 and in SFY 2021 data. SFY 2023 data will be available in the Governor's Recommendation.

2b. Provide a measure(s) of the program's quality.



*Disruption in normal processes due to COVID-19 are reflected in SFY 2021 and 2022 data. SFY 2023 data will be available in the Governor's Recommendation.

PROGRAM DESCRIPTION

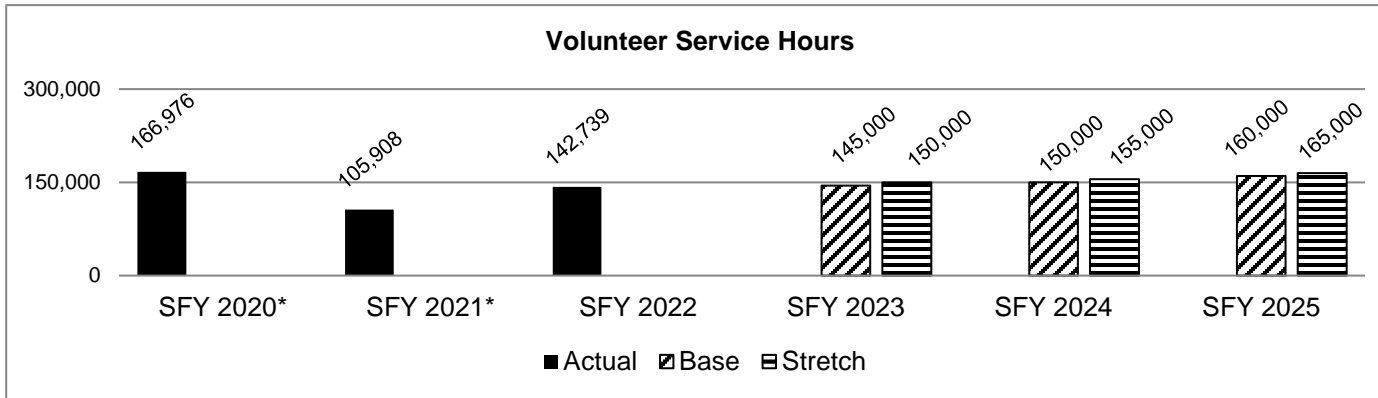
Department: Social Services

HB Section(s): 11.225

Program Name: Community Partnerships

Program is found in the following core budget(s): Community Partnerships

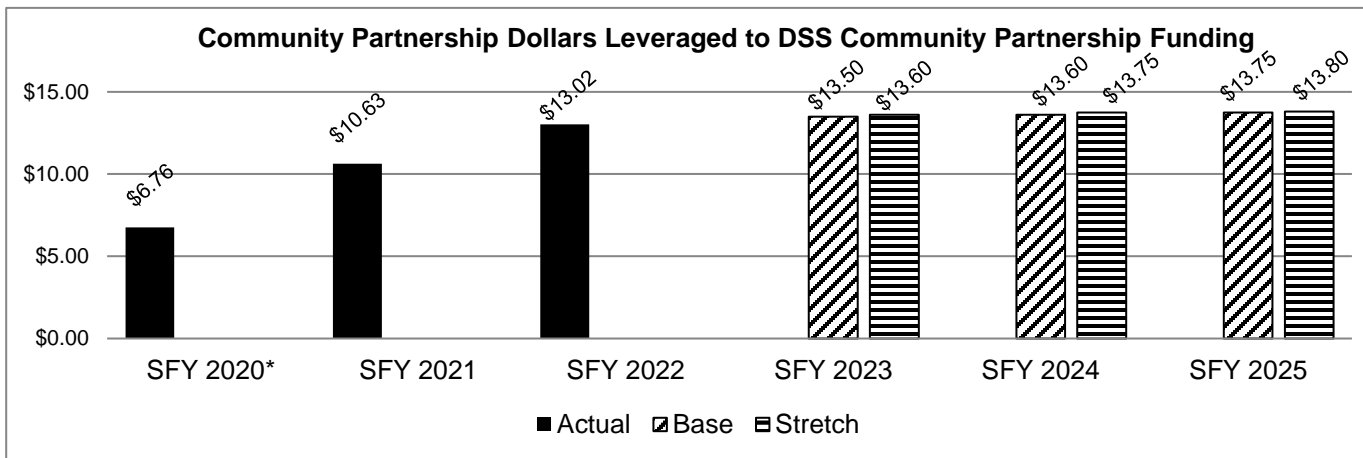
2c. Provide a measure(s) of the program's impact.



Note: The value of volunteer hours is over \$4.5 million, at a rate of \$27.20/hour by Independent Sector Report (2020).

*Disruption in normal processes due to COVID-19 are reflected in the SFY 2020 and in SFY 2021 data.
SFY 2023 data will be available in the Governor's Recommendation.

2d. Provide a measure(s) of the program's efficiency.



Note: For every \$1 received, Community Partnerships are able to leverage \$13.02 back into the community through in-kind donations, local investment dollars, participant fees, and other state and federal funding.

*SFY 2020 decrease is attributed to COVID-19.

SFY 2023 data will be available in the Governor's Recommendation.

*FACT board to provide SFY23 actual.

PROGRAM DESCRIPTION

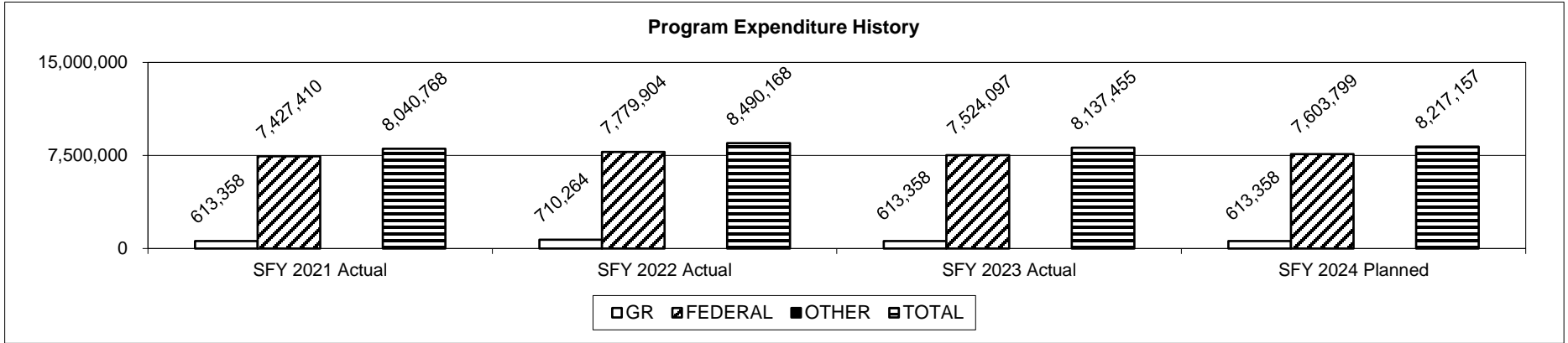
Department: Social Services

HB Section(s): 11.225

Program Name: Community Partnerships

Program is found in the following core budget(s): Community Partnerships

3. Provide actual expenditures for the prior three fiscal years and planned expenditures for the current fiscal year. (Note: Amounts do not include fringe benefit costs.)



SFY 2024 Planned expenditures are net of reverted.

4. What are the sources of the "Other " funds?

N/A

5. What is the authorization for this program, i.e., federal or state statute, etc.? (Include the federal program number, if applicable.)

HB 11 (DSS Appropriations bill), Section 205.565, RSMo.

6. Are there federal matching requirements? If yes, please explain.

No.

7. Is this a federally mandated program? If yes, please explain.

No.

Community Partnership Organizations

Area Resources for Community and Human Services (ARCHS) FY 2024 Amount \$1,785,714
(St. Louis City and County)
The Humboldt Building
539 N. Grand, 6th Floor
St. Louis, MO 63103
Phone: (314) 534-0022
Fax: (314) 534-0055
Web Site: www.stlarchs.org

Butler County Community Resource Council FY 2024 Amount \$153,129
644 Charles Street
Poplar Bluff, MO 63901
Phone: (573) 776-7830
Fax: (573) 776-6130
Web Site: www.thecrc.org

Community Partnership of Southeast Missouri FY 2024 Amount \$247,039
(Cape Girardeau County)
40 S. Sprigg Street
Cape Girardeau, MO 63703
Phone: (573) 651-3747
Fax: (573) 651-3646
Web Site: www.cpsemo.org

Community Partnership of the Ozarks FY 2024 Amount \$583,167
(Greene County)
330 N. Jefferson Avenue
Springfield, MO 65806
Phone: (417) 888-2020
Fax: (417) 888-2322
Web Site: www.cpozarks.org

Dunklin County Caring Council

FY 2024 Amount \$166,751

311 Kennett Street
Kennett, MO 63857
Phone: (573) 717-1158
Fax: (573) 717-1825
Web site: www.caringcouncil.org

**Families and Communities Together
(Marion County)**

FY 2024 Amount \$131,375

4 Melgrove Lane
Hannibal, MO 63401
Phone: (573) 221-2285
Fax: (573) 221-1606
Web Site: www.mcfact.org

Jefferson County Community Partnership

FY 2024 Amount \$283,569

3875 Plass Road Bldg. A
Festus, MO 63028
Phone: (636) 465-0983 Ext. 105
Fax: (636) 465-0987
Web Site: www.jccp.org

**Local Investment Commission (LINC)
(Jackson County)**

FY 2024 Amount \$1,979,233

3100 Broadway, Suite 1100
Kansas City, MO 64111-2513
Phone: (816) 889-5050
Fax: (816) 889-5058
Web Site: www.kclinc.org

Mississippi County Interagency Council

FY 2024 Amount \$111,479

603 Garfield
East Prairie, MO 63845
Phone: (573) 683-7551
Fax: (573) 683-7591
Web Site: www.mccaring.org

New Madrid County Human Resources Council

420 Virginia Avenue
New Madrid, MO 63869

Phone: (573) 748-2778 or (573) 748-2708

Fax: (573) 748-2467

Web Site: www.nmcfamilyresourcecenter.com

FY 2024 Amount \$135,976

Northeast Missouri Caring Communities, Inc.
(Knox and Schuyler Counties)

PO Box 338
Lancaster, MO 63548

(Above is the mailing address for both)

Actual Location: 106 E. Jackson, Lancaster, MO 63548

Phone: (660) 457-3535 or (660) 457-3538

Fax: (660) 457-3838

Web Site: www.nemocc.org

FY 2024 Amount \$168,338

Pemiscot County Initiative Network (PIN)

711 West 3rd Street, PO Box 1114
Caruthersville, MO 63830

Phone: (573) 333-5301 Ext. 231

Fax: (573) 333-2160

FY 2024 Amount \$131,672

Pettis County Community Partnership

1400 S. Limit Suite 29
Sedalia, MO 65301

Phone: (660) 827-0560

Fax: (660) 827-0633

Web Site: www.pettiscommunitypartners.com

FY 2024 Amount \$227,327

The Community Partnership
(Phelps County)

1101 Hauck Drive
Rolla, MO 65401

Phone: (573) 368-2849

Fax: (573) 368-3911

Web Site: www.thecommunitypartnership.org

FY 2024 Amount \$129,075

Randolph County Caring Community Partnership FY 2024 Amount \$125,386
101 West Coates, 2nd Floor
PO Box 653
Moberly, MO 65270
Phone: (660) 263-7173
Fax: (660) 263-7244
Web Site: www.rccaringcomm.org

Ripley County Caring Community Partnership FY 2024 Amount \$117,080
209 W. Highway Street
Doniphan, MO 63935
Phone: (573) 996-7980
Fax: (573) 996-4662
Web Site: www.ripleycountypartnership.com

St. Francois County Community Partnership FY 2024 Amount \$125,873
1101 Weber Rd, Suite 202
Farmington, MO 63640
Phone: (573) 760-0212 or (573) 431-3173
Fax: (573) 431-0451
Web Site: www.sfccp.org

St. Joseph Youth Alliance FY 2024 Amount \$288,463
(Buchanan County)
5223 Mitchell Avenue
St. Joseph, MO 64507
Phone: (816) 232-0050
Fax: (816) 390-8536
Web Site: www.youth-alliance.org

The Alliance of Southwest Missouri FY 2024 Amount \$350,952
(Jasper and Newton Counties)
1601 S Wall Avenue
Joplin, MO 64804
Phone: (417) 782-9899
Fax: (417) 782-4337
Web Site: www.theallianceofswmo.org

Washington County Community 2000 Partnership

212 E. Jefferson Street
Potosi, MO 63664

Phone: (573) 438-8555

Fax: (573) 438-9233

Web Site: www.wcpartnership.com

FY 2024 Amount \$125,241

Caring Communities, Inc. (dba) The Family and Community Trust

114 E. High Street #B
Jefferson City, MO 65101

Phone: (573) 636-6300

Fax: (573) 632-2499

Web Site: www.mofact.org

FY 2024 Amount \$354,622

Total Contracts: \$7,721,461

Note: The contract amounts do not include Community Initiative contracts as they are subject to change during the fiscal year.

Core - Missouri Mentoring Partnership

CORE DECISION ITEM

Department: Social Services
 Division: Family Support
 Core: Missouri Mentoring Partnership

Budget Unit: 90056C
 HB Section: 11.225

1. CORE FINANCIAL SUMMARY

	FY 2025 Budget Request					FY 2025 Governor's Recommendation			
	GR	Federal	Other	Total		GR	Federal	Other	Total
PS	0	0	0	0	PS	0	0	0	0
EE	0	0	0	0	EE	0	0	0	0
PSD	0	1,443,700	0	1,443,700	PSD	0	0	0	0
TRF	0	0	0	0	TRF	0	0	0	0
Total	0	1,443,700	0	1,443,700	Total	0	0	0	0
FTE	0.00	0.00	0.00	0.00	FTE	0.00	0.00	0.00	0.00

Est. Fringe	0	0	0	0
--------------------	---	---	---	---

Note: Fringes budgeted in House Bill 5 except for certain fringes budgeted directly to MoDOT, Highway Patrol, and Conservation.

Est. Fringe	0	0	0	0
--------------------	---	---	---	---

Note: Fringes budgeted in House Bill 5 except for certain fringes budgeted directly to MoDOT, Highway Patrol, and Conservation.

Other Funds: N/A

Other Funds: N/A

2. CORE DESCRIPTION

This appropriation provides funding to support a preventative intervention program, a worksite program, young parent mentoring support, and training for youth at risk of entering the public assistance or justice system.

3. PROGRAM LISTING (list programs included in this core funding)

Missouri Mentoring Partnership

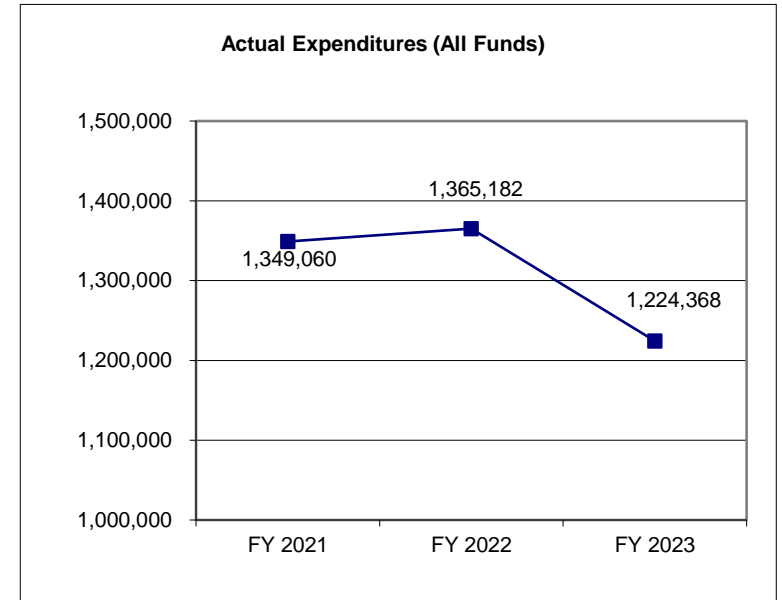
CORE DECISION ITEM

Department: Social Services
Division: Family Support
Core: Missouri Mentoring Partnership

Budget Unit: 90056C
HB Section: 11.225

4. FINANCIAL HISTORY

	FY 2021 Actual	FY 2022 Actual	FY 2023 Actual	FY 2024 Current Yr.
Appropriation (All Funds)	1,443,700	1,443,700	1,443,700	1,443,700
Less Reverted (All Funds)	0	0	0	0
Less Restricted (All Funds)	0	0	0	0
Budget Authority (All Funds)	1,443,700	1,443,700	1,443,700	1,443,700
Actual Expenditures (All Funds)	1,349,060	1,365,182	1,224,368	N/A
Unexpended (All Funds)	94,640	78,518	219,332	N/A
Unexpended, by Fund:				
General Revenue	0	0	0	N/A
Federal	94,640	78,518	219,332	N/A
Other	0	0	0	N/A



*Current Year restricted amount is as of September 1, 2023.
 Reverted includes the statutory three-percent reserve (when applicable).
 Restricted includes any Governor's Expenditure Restriction (when applicable).

NOTES:

CORE RECONCILIATION DETAIL

**DEPARTMENT OF SOCIAL SERVICES
MO MENTORING PARTNERSHIP**

5. CORE RECONCILIATION DETAIL

	Budget Class	FTE	GR	Federal	Other	Total	Explanation
TAFP AFTER VETOES	PD	0.00	0	1,443,700	0	1,443,700	
	Total	0.00	0	1,443,700	0	1,443,700	
DEPARTMENT CORE REQUEST	PD	0.00	0	1,443,700	0	1,443,700	
	Total	0.00	0	1,443,700	0	1,443,700	
GOVERNOR'S RECOMMENDED CORE	PD	0.00	0	1,443,700	0	1,443,700	
	Total	0.00	0	1,443,700	0	1,443,700	

DECISION ITEM SUMMARY

Budget Unit								
Decision Item	FY 2023	FY 2023	FY 2024	FY 2024	FY 2025	FY 2025	*****	*****
Budget Object Summary	ACTUAL	ACTUAL	BUDGET	BUDGET	DEPT REQ	DEPT REQ	SECURED	SECURED
Fund	DOLLAR	FTE	DOLLAR	FTE	DOLLAR	FTE	COLUMN	COLUMN
MO MENTORING PARTNERSHIP								
CORE								
PROGRAM-SPECIFIC								
TEMP ASSIST NEEDY FAM FEDERAL	435,808	0.00	508,700	0.00	508,700	0.00	0	0.00
DEPT OF SOC SERV FEDERAL & OTH	788,560	0.00	935,000	0.00	935,000	0.00	0	0.00
TOTAL - PD	1,224,368	0.00	1,443,700	0.00	1,443,700	0.00	0	0.00
TOTAL	1,224,368	0.00	1,443,700	0.00	1,443,700	0.00	0	0.00
GRAND TOTAL	\$1,224,368	0.00	\$1,443,700	0.00	\$1,443,700	0.00	\$0	0.00

DECISION ITEM DETAIL

Budget Unit	FY 2023	FY 2023	FY 2024	FY 2024	FY 2025	FY 2025	*****	*****
Decision Item	ACTUAL	ACTUAL	BUDGET	BUDGET	DEPT REQ	DEPT REQ	SECURED	SECURED
Budget Object Class	DOLLAR	FTE	DOLLAR	FTE	DOLLAR	FTE	COLUMN	COLUMN
MO MENTORING PARTNERSHIP								
CORE								
PROGRAM DISTRIBUTIONS	1,224,368	0.00	1,443,700	0.00	1,443,700	0.00	0	0.00
TOTAL - PD	1,224,368	0.00	1,443,700	0.00	1,443,700	0.00	0	0.00
GRAND TOTAL	\$1,224,368	0.00	\$1,443,700	0.00	\$1,443,700	0.00	\$0	0.00
GENERAL REVENUE	\$0	0.00	\$0	0.00	\$0	0.00		0.00
FEDERAL FUNDS	\$1,224,368	0.00	\$1,443,700	0.00	\$1,443,700	0.00		0.00
OTHER FUNDS	\$0	0.00	\$0	0.00	\$0	0.00		0.00

PROGRAM DESCRIPTION

Department: Social Services

HB Section(s): 11.225

Program Name: Missouri Mentoring Partnership

Program is found in the following core budget(s): Missouri Mentoring Partnership

1a. What strategic priority does this program address?

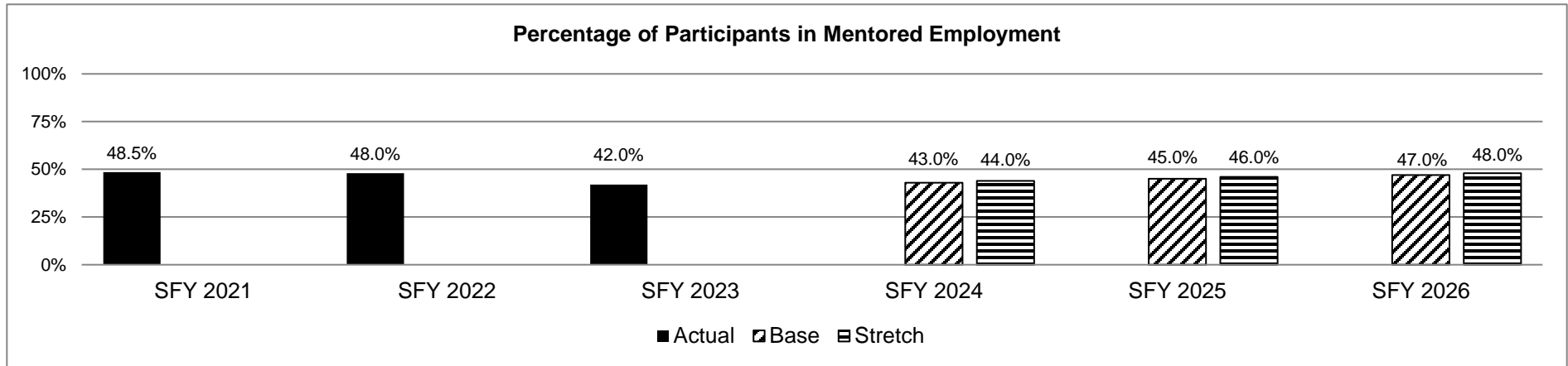
Build and engage community resources to support families in need.

1b. What does this program do?

The Department of Social Services (DSS) partners with the Family and Community Trust (FACT), Community Partnerships, and Missouri State University to implement the Missouri Mentoring Partnership (MMP) program. This program helps youth between 16 and 26 years of age at high-risk of entering the public assistance or juvenile justice systems by offering mentoring programs that provide guidance to youth through worksite and young parent mentoring programs.

The MMP mentoring programs operate with two types of mentors: worksite program mentors and young parent mentors. Worksite mentors provide guidance and encourage hands-on experiences in dealing with real world problems participants may encounter in the world of work and help develop a vision for their future. Young parent mentors are mature, adult mothers who are paired with pregnant young moms or new young parents. They provide the youth with a model to help the young mother become the best parent possible, and help the young parent learn proper, practical parenting, and parenting skills for new parents.

2a. Provide an activity measure(s) for the program.



PROGRAM DESCRIPTION

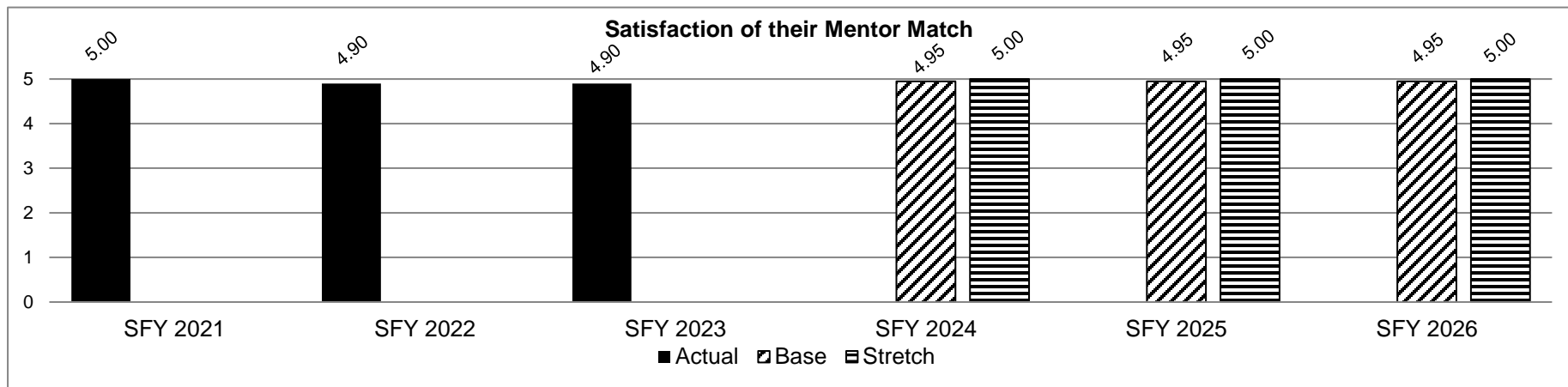
Department: Social Services

HB Section(s): 11.225

Program Name: Missouri Mentoring Partnership

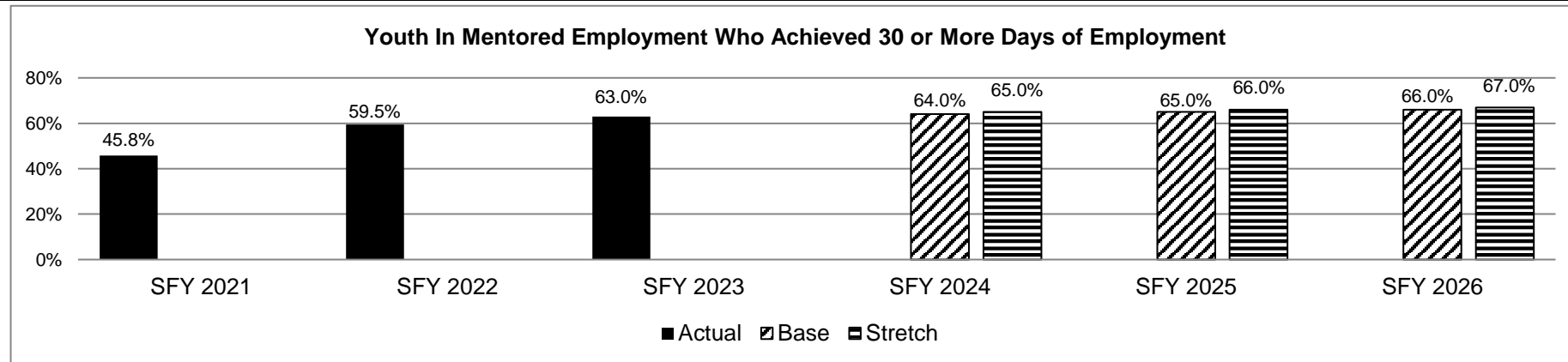
Program is found in the following core budget(s): Missouri Mentoring Partnership

2b. Provide a measure(s) of the program's quality.



Satisfaction is measured using a survey given to Missouri Mentoring clients to determine the quality of their work site and young parent programs. The chart above shows client responses, with 5 being very satisfied and 1 being very dissatisfied.

2c. Provide a measure(s) of the program's impact.



Participants may stay in the program until they are 26 years of age or their child turns 3, whichever comes first. This results in duplicate participants.

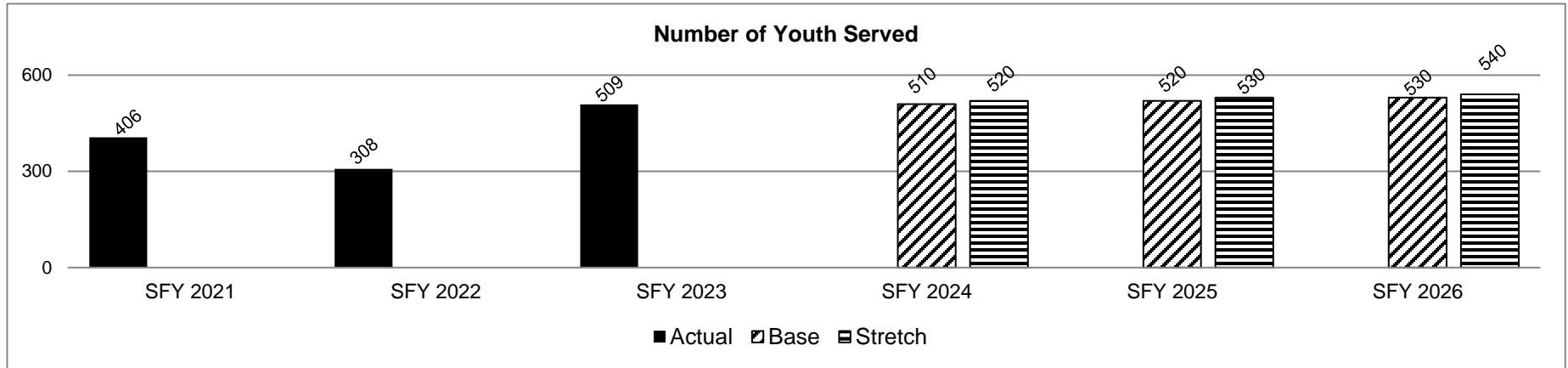
PROGRAM DESCRIPTION

Department: Social Services

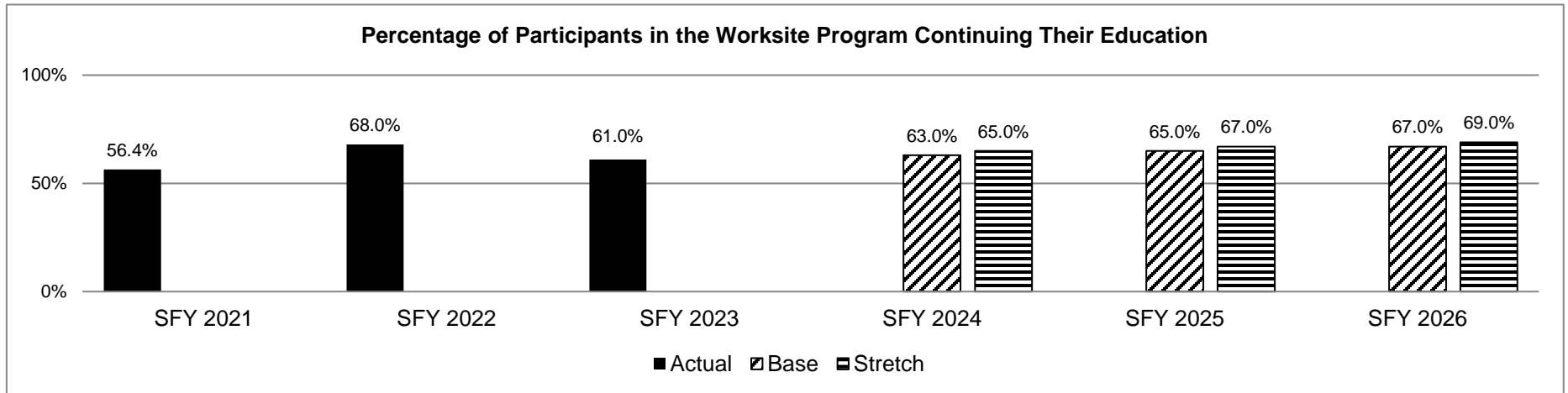
HB Section(s): 11.225

Program Name: Missouri Mentoring Partnership

Program is found in the following core budget(s): Missouri Mentoring Partnership



2d. Provide a measure(s) of the program's efficiency.



PROGRAM DESCRIPTION

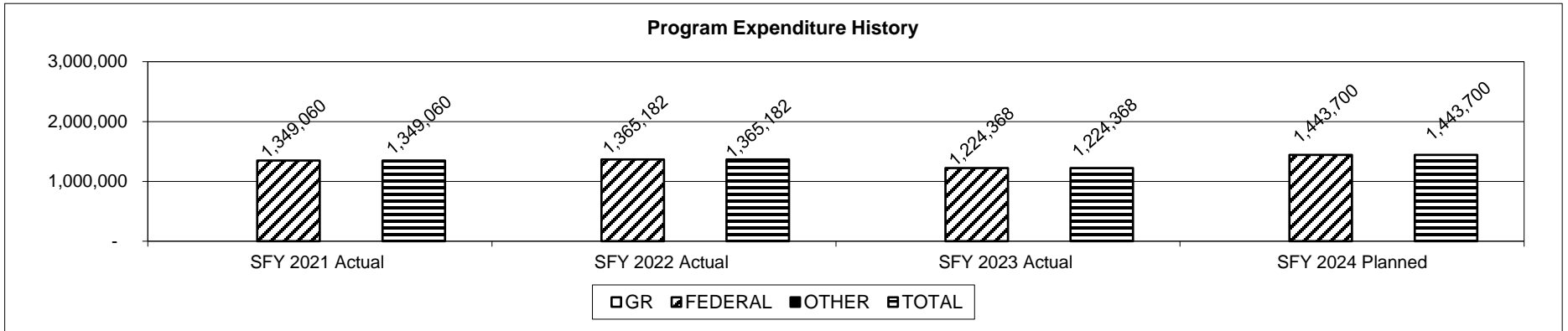
Department: Social Services

HB Section(s): 11.225

Program Name: Missouri Mentoring Partnership

Program is found in the following core budget(s): Missouri Mentoring Partnership

3. Provide actual expenditures for the prior three fiscal years and planned expenditures for the current fiscal year. (Note: Amounts do not include fringe benefit costs.)



4. What are the sources of the "Other " funds?

N/A

5. What is the authorization for this program, i.e., federal or state statute, etc.? (Include the federal program number, if applicable.)

HB 11 (DSS Appropriation bill).

6. Are there federal matching requirements? If yes, please explain.

Expenditures are claimed to the Title IV-B Grant Promoting Safe and Stable Families (75% FF and 25% State Match). The requirement is met by expenditures from other appropriations.

7. Is this a federally mandated program? If yes, please explain.

No.

Missouri Mentoring Organizations

Butler County Community Resource Council

644 Charles Street
Poplar Bluff, MO 63901
Phone: (573) 776-7830 Ext. 4

SFY 2024 MMP Amount: \$156,385

Community Partnership of Southeast Missouri (Cape Girardeau County)

40 S. Sprigg Street
Cape Girardeau, MO 63703
Phone: (573) 651-3747 Ext. 103

SFY 2024 MMP Amount: \$190,047

FACT (Caring Communities, Inc.)

114 E. High Street #B
Jefferson City, MO 65101
Phone: (573) 636-6300

SFY 2024 MMP Amount: \$37,305

New Madrid County Human Resources Council

420 Virginia Avenue
New Madrid, MO 63869
Phone: (573) 748-2778 or (573) 748-2708

SFY 2024 MMP Amount: \$128,038

Pemiscot County Initiative Network (PIN)

711 West 3rd Street, PO Box 1114
Caruthersville, MO 63830
Phone: (573) 333-5301 Ext. 231

SFY 2024 MMP Amount: \$121,386

Randolph County Caring Community Partnership (Serving Boone County)

101 West Coates, 2nd Floor
PO Box 653
Moberly, MO 65270
Phone: (660) 263-7173

SFY 2024 MMP Amount: \$139,802

St. Joseph Youth Alliance

(Buchanan County)

5223 Mitchell Avenue

St. Joseph, MO 64507

Phone: (816) 232-0050

SFY 2024 MMP Amount: \$206,260

The Community Partnership

(Phelps County)

1101 Hauck Drive

Rolla, MO 65401

Phone: (573) 368-2849

SFY 2024 MMP Amount: \$176,915

Northeast Missouri Caring Communities (New)

(Knox and Schuyler Counties)

PO Box 338

106 E. Jackson

Lancaster, MO 63548

Phone: (660) 457-3535

SFY 2024 MMP Amount: \$122,587.00

Missouri State University

901 S. National Avenue

Springfield, MO 65897

Phone: (417) 836-5972

SFY 2024 MMP Amount: \$164,975

Total MO Mentoring Contracts: \$1,443,700

Core - Adolescent Program

CORE DECISION ITEM

Department: Social Services
Division: Family Support
Core: Adolescent Program

Budget Unit: 90059C
HB Section: 11.225

1. CORE FINANCIAL SUMMARY

	FY 2025 Budget Request			
	GR	Federal	Other	Total
PS	0	0	0	0
EE	0	0	0	0
PSD	0	600,000	0	600,000
TRF	0	0	0	0
Total	0	600,000	0	600,000
FTE	0.00	0.00	0.00	0.00

	FY 2025 Governor's Recommendation			
	GR	Federal	Other	Total
PS	0	0	0	0
EE	0	0	0	0
PSD	0	0	0	0
TRF	0	0	0	0
Total	0	0	0	0
FTE	0.00	0.00	0.00	0.00

Est. Fringe	0	0	0	0
--------------------	---	---	---	---

Note: Fringes budgeted in House Bill 5 except for certain fringes budgeted directly to MoDOT, Highway Patrol, and Conservation.

Est. Fringe	0	0	0	0
--------------------	---	---	---	---

Note: Fringes budgeted in House Bill 5 except for certain fringes budgeted directly to MoDOT, Highway Patrol, and Conservation.

Other Funds: N/A

Other Funds: N/A

2. CORE DESCRIPTION

The Department of Social Services provides funding to Boys and Girls Club for the Adolescent Program to prevent and reduce the incidence of out-of-wedlock pregnancies, to encourage the formation and maintenance of two-parent families, and build and engage community resources to support families in need. This program meets TANF purpose three (3).

3. PROGRAM LISTING (list programs included in this core funding)

Adolescent Program

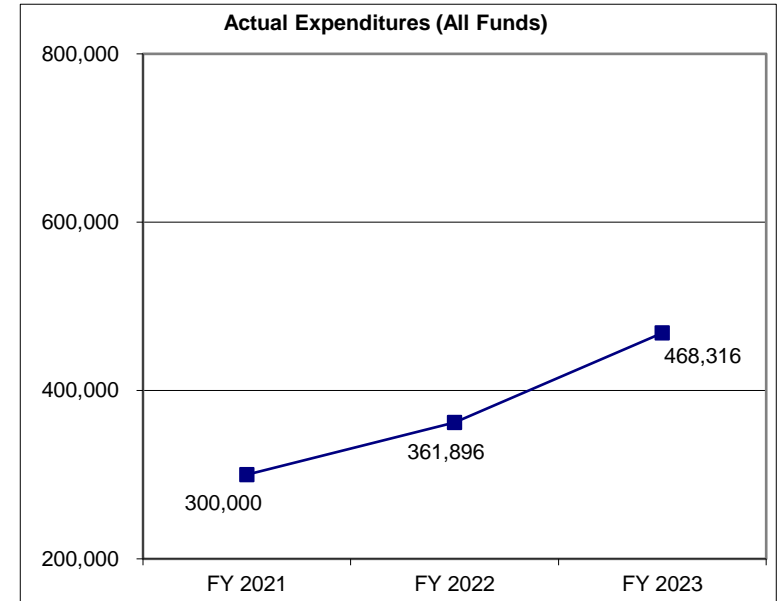
CORE DECISION ITEM

Department: Social Services
Division: Family Support
Core: Adolescent Program

Budget Unit: 90059C
HB Section: 11.225

4. FINANCIAL HISTORY

	FY 2021 Actual	FY 2022 Actual	FY 2023 Actual	FY 2024 Current Yr.
Appropriation (All Funds)	600,000	600,000	600,000	600,000
Less Reverted (All Funds)	0	0	0	0
Less Restricted (All Funds)	0	0	0	0
Budget Authority (All Funds)	600,000	600,000	600,000	600,000
Actual Expenditures (All Funds)	300,000	361,896	468,316	N/A
Unexpended (All Funds)	300,000	238,104	131,684	N/A
Unexpended, by Fund:				
General Revenue	0	0	0	N/A
Federal	300,000	238,104	131,684	N/A
Other	0	0	0	N/A



*Current Year restricted amount is as of September 1, 2023.
 Reverted includes the statutory three- percent reserve (when applicable).
 Restricted includes any Governor's Expenditure Restriction (when applicable).

NOTES:

CORE RECONCILIATION DETAIL

**DEPARTMENT OF SOCIAL SERVICES
ADOLESCENT PROGRAM**

5. CORE RECONCILIATION DETAIL

				Budget Class	FTE	GR	Federal	Other	Total	Explanation
TAFP AFTER VETOES										
				PD	0.00	0	600,000	0	600,000	
				Total	0.00	0	600,000	0	600,000	
DEPARTMENT CORE ADJUSTMENTS										
Core Reallocation	563	3953	PD	0.00	0	(300,000)	0	(300,000)		Core reallocation to a single appropriation.
Core Reallocation	563	3952	PD	0.00	0	300,000	0	300,000		Core reallocation to a single appropriation.
NET DEPARTMENT CHANGES					0.00	0	0	0	0	
DEPARTMENT CORE REQUEST										
				PD	0.00	0	600,000	0	600,000	
				Total	0.00	0	600,000	0	600,000	
GOVERNOR'S RECOMMENDED CORE										
				PD	0.00	0	600,000	0	600,000	
				Total	0.00	0	600,000	0	600,000	

DECISION ITEM SUMMARY

Budget Unit									
Decision Item	FY 2023	FY 2023	FY 2024	FY 2024	FY 2025	FY 2025	*****	*****	
Budget Object Summary	ACTUAL	ACTUAL	BUDGET	BUDGET	DEPT REQ	DEPT REQ	SECURED	SECURED	
Fund	DOLLAR	FTE	DOLLAR	FTE	DOLLAR	FTE	COLUMN	COLUMN	
ADOLESCENT PROGRAM									
CORE									
PROGRAM-SPECIFIC									
TEMP ASSIST NEEDY FAM FEDERAL	468,316	0.00	600,000	0.00	600,000	0.00	0	0.00	
TOTAL - PD	468,316	0.00	600,000	0.00	600,000	0.00	0	0.00	
TOTAL	468,316	0.00	600,000	0.00	600,000	0.00	0	0.00	
GRAND TOTAL	\$468,316	0.00	\$600,000	0.00	\$600,000	0.00	\$0	0.00	

DECISION ITEM DETAIL

Budget Unit	FY 2023	FY 2023	FY 2024	FY 2024	FY 2025	FY 2025	*****	*****
Decision Item	ACTUAL	ACTUAL	BUDGET	BUDGET	DEPT REQ	DEPT REQ	SECURED	SECURED
Budget Object Class	DOLLAR	FTE	DOLLAR	FTE	DOLLAR	FTE	COLUMN	COLUMN
ADOLESCENT PROGRAM								
CORE								
PROGRAM DISTRIBUTIONS	468,316	0.00	600,000	0.00	600,000	0.00	0	0.00
TOTAL - PD	468,316	0.00	600,000	0.00	600,000	0.00	0	0.00
GRAND TOTAL	\$468,316	0.00	\$600,000	0.00	\$600,000	0.00	\$0	0.00
GENERAL REVENUE	\$0	0.00	\$0	0.00	\$0	0.00		0.00
FEDERAL FUNDS	\$468,316	0.00	\$600,000	0.00	\$600,000	0.00		0.00
OTHER FUNDS	\$0	0.00	\$0	0.00	\$0	0.00		0.00

PROGRAM DESCRIPTION

Department: Social Services

HB Section(s): 11.225

Program Name: Adolescent Program

Program is found in the following core budget(s): Adolescent Program

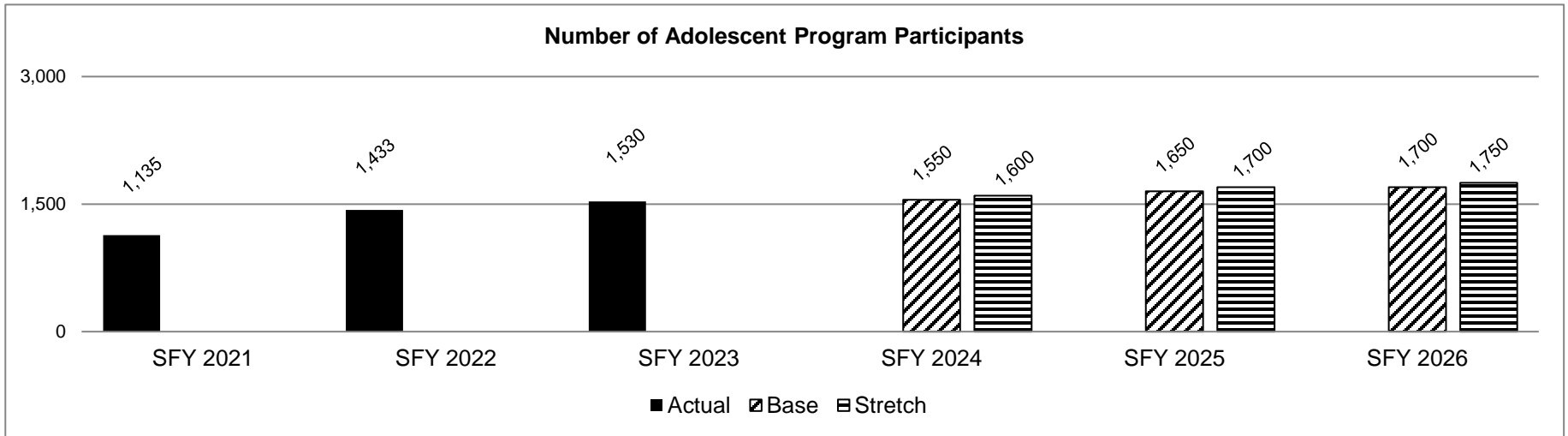
1a. What strategic priority does this program address?

Build and engage community resources to support families in need.

1b. What does this program do?

The Department of Social Services (DSS) provides funding to Boys and Girls Club for the Adolescent Program. The Adolescent Program SMART Girls and Passport to Manhood targets boys and girls ages 10-14 . Upon completion of the Adolescent Program, the participants should have a better understanding of the physical changes occurring in their bodies, healthy relationships, and the responsibility of parenthood. It also encourages increased respect for authority and for individuals in their lives, taking responsibility for their decisions, and positive ways to handle peer pressure. The program promotes the reduction of out of wedlock pregnancies and improving self-esteem by connecting participants with positive, supportive, and caring role models. Programs are being provided in the following eighteen (18) counties: Benton, Boone, Butler, Cape Girardeau, Cole, Greene, Howell, Jackson, Jasper, Johnson, Oregon, Pettis, Pulaski, St. Charles, St. Louis, Scott, Stone, and Taney.

2a. Provide an activity measure(s) for the program.



PROGRAM DESCRIPTION

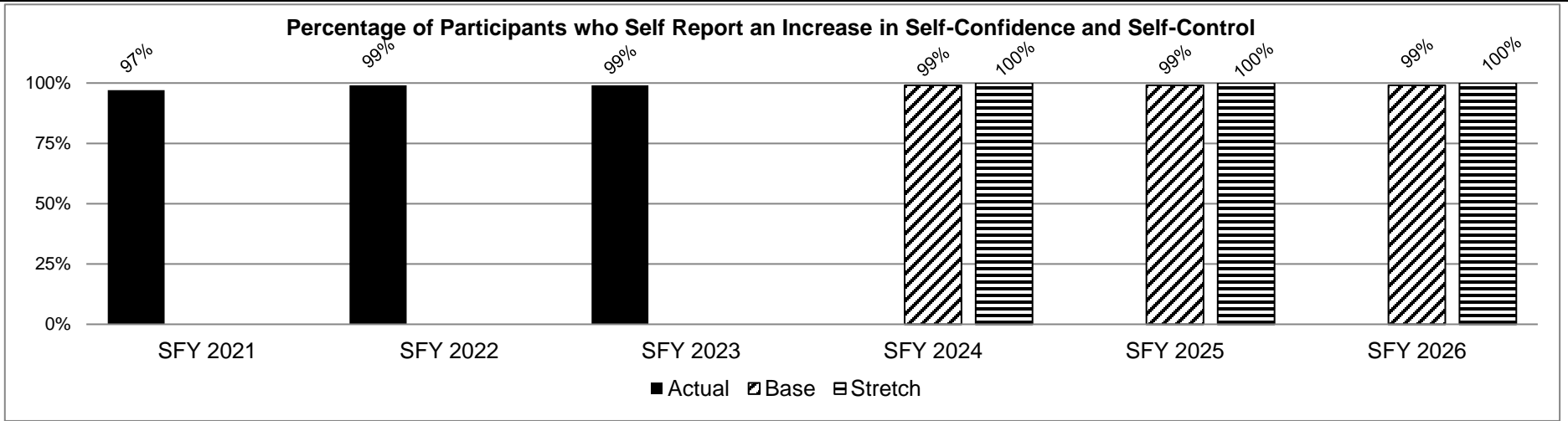
Department: Social Services

HB Section(s): 11.225

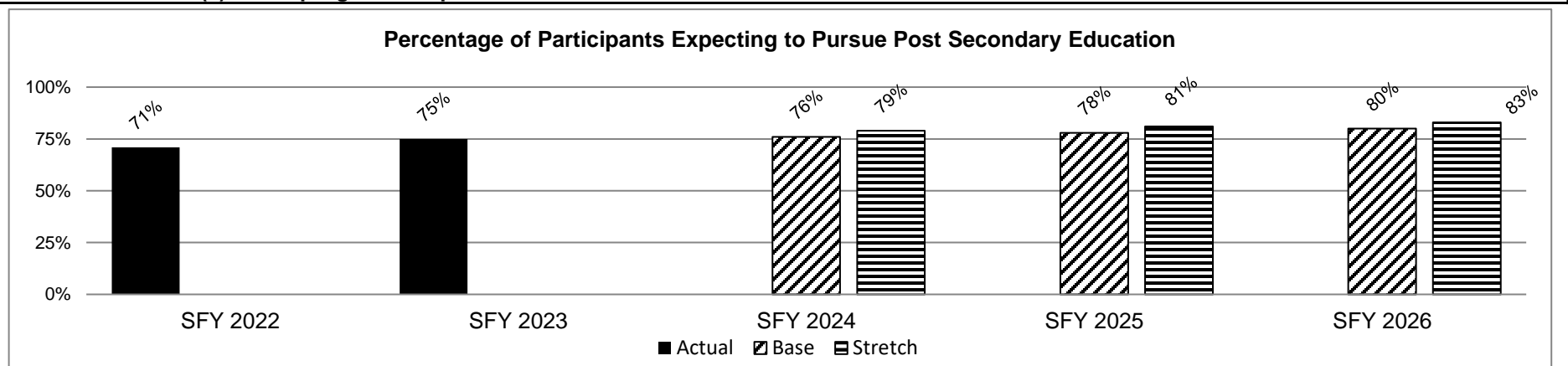
Program Name: Adolescent Program

Program is found in the following core budget(s): Adolescent Program

2b. Provide a measure(s) of the program's quality.



2c. Provide a measure(s) of the program's impact.



*This is a new measure starting in SFY 2022.

PROGRAM DESCRIPTION

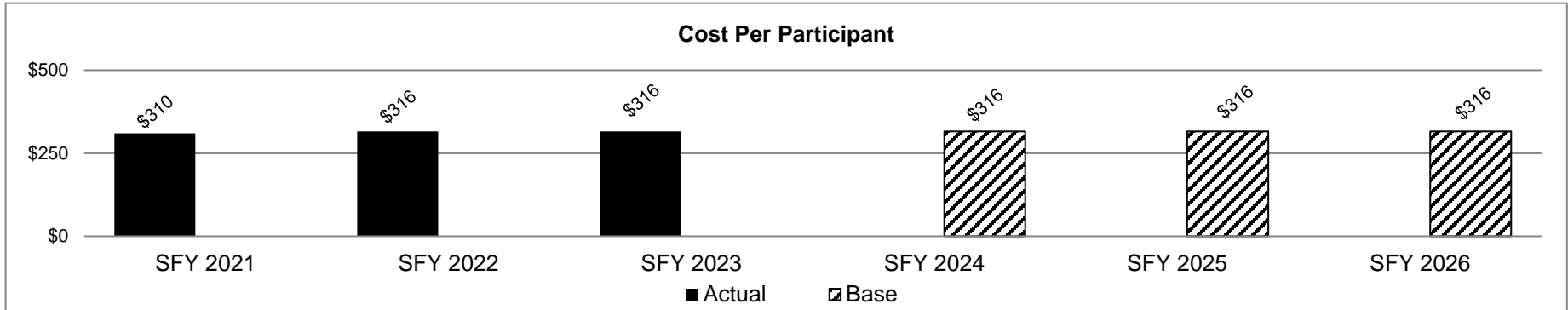
Department: Social Services

HB Section(s): 11.225

Program Name: Adolescent Program

Program is found in the following core budget(s): Adolescent Program

2d. Provide a measure(s) of the program's efficiency.



Projections reflect a cost per participant set in the contract.

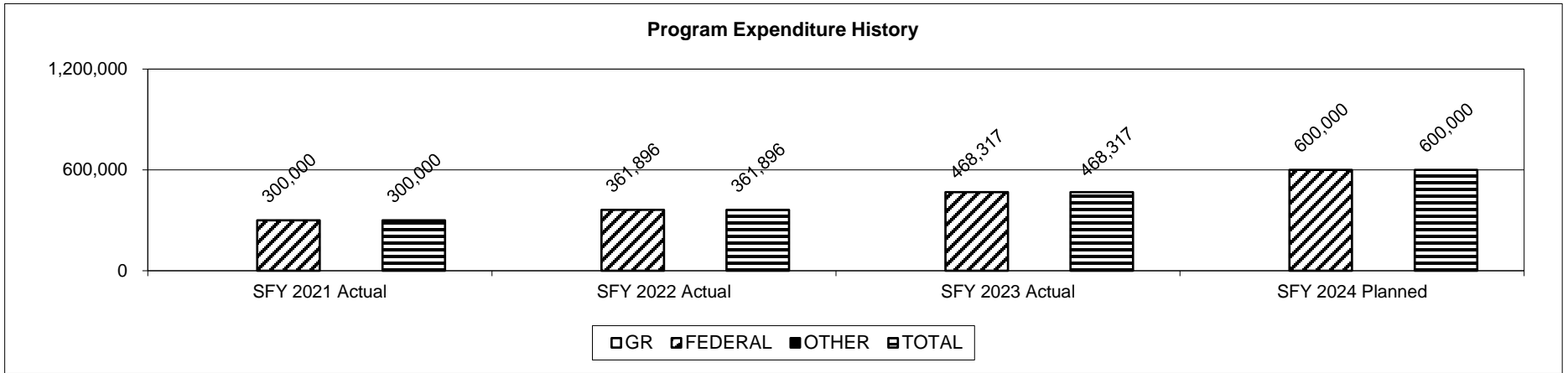
PROGRAM DESCRIPTION

Department: Social Services
 Program Name: Adolescent Program

HB Section(s): 11.225

Program is found in the following core budget(s): Adolescent Program

3. Provide actual expenditures for the prior three fiscal years and planned expenditures for the current fiscal year. (Note: Amounts do not include fringe benefit costs.)



4. What are the sources of the "Other " funds?

N/A

5. What is the authorization for this program, i.e., federal or state statute, etc.? (Include the federal program number, if applicable.)

Federal: Section 260.31 Preamble Discussion at 64 FR 17754-63; P.L. 104-193 known as PRWORA of 1996. State: House Bill 11 (DSS Appropriations bill).

6. Are there federal matching requirements? If yes, please explain.

Expenditures for the Temporary Assistance for Needy Families (TANF) are claimed based on program requirements. Expenditures of the TANF block grant are reimbursed at 100% FF, not to exceed the block grant amount. State Maintenance of Effort (MOE) is required to earn the full TANF block grant. Expenditures that meet MOE requirements are used to satisfy the amount required to earn the TANF block grant.

7. Is this a federally mandated program? If yes, please explain.

No.

Core – West Central MO Community

CORE DECISION ITEM

Department: Social Services
 Division: Family Support
 Core: Rides to Health and Wealth (West Central MO Community)

Budget Unit: 90063C
 HB Section: 11.227

1. CORE FINANCIAL SUMMARY

	FY 2025 Budget Request			
	GR	Federal	Other	Total
PS	0	0	0	0
EE	0	0	0	0
PSD	0	0	0	0
TRF	0	0	0	0
Total	0	0	0	0
FTE	0.00	0.00	0.00	0.00

	FY 2025 Governor's Recommendation			
	GR	Federal	Other	Total
PS	0	0	0	0
EE	0	0	0	0
PSD	0	0	0	0
TRF	0	0	0	0
Total	0	0	0	0
FTE	0.00	0.00	0.00	0.00

Est. Fringe	0	0	0	0
--------------------	---	---	---	---

Note: Fringes budgeted in House Bill 5 except for certain fringes budgeted directly to MoDOT, Highway Patrol, and Conservation.

Est. Fringe	0	0	0	0
--------------------	---	---	---	---

Note: Fringes budgeted in House Bill 5 except for certain fringes budgeted directly to MoDOT, Highway Patrol, and Conservation.

Other Funds: N/A

Other Funds: N/A

2. CORE DESCRIPTION

The Department of Social Services (DSS) provides General Revenue funds to the West Central Missouri Community Action Agency (WCMCAA) to provide on-demand transportation for at-need populations in rural and suburban areas to health, workforce development training, education, and other services.

This program was funded as a one-time appropriation in FY 2024.

3. PROGRAM LISTING (list programs included in this core funding)

West Central MO Community

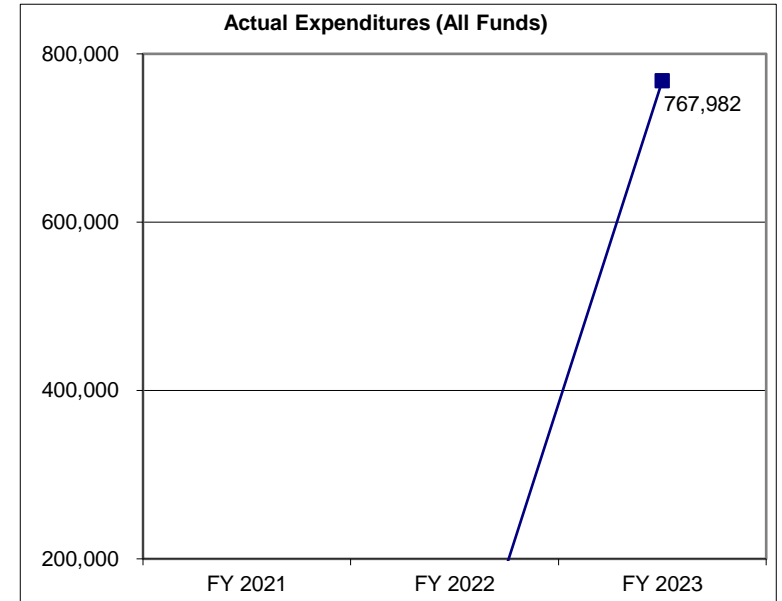
CORE DECISION ITEM

Department: Social Services
Division: Family Support
Core: Rides to Health and Wealth (West Central MO Community)

Budget Unit: 90063C
HB Section: 11.227

4. FINANCIAL HISTORY

	FY 2021 Actual	FY 2022 Actual	FY 2023 Actual	FY 2024 Current Yr.
Appropriation (All Funds)	0	0	850,000	1,250,000
Less Reverted (All Funds)	0	0	0	(37,500)
Less Restricted (All Funds)	0	0	0	0
Budget Authority (All Funds)	0	0	850,000	1,212,500
Actual Expenditures (All Funds)	0	0	767,982	N/A
Unexpended (All Funds)	0	0	82,018	N/A
		0		
Unexpended, by Fund:				
General Revenue	0	0	0	N/A
Federal	0	0	82,018	N/A
Other	0	0	0	N/A
			(1)	(2)



*Current Year restricted amount is as of September 1, 2023.
 Reverted includes the statutory three-percent reserve (when applicable).
 Restricted includes any Governor's Expenditure Restriction (when applicable).

NOTES:
(1) This is a newly funded program in FY 2023.
(2) FY 2024- There was a core cut of \$850,000 FF and an core reallocation of \$1,250,000 GR.

CORE RECONCILIATION DETAIL

**DEPARTMENT OF SOCIAL SERVICES
WEST CENTRAL MO COMMUNITY**

5. CORE RECONCILIATION DETAIL

	Budget Class	FTE	GR	Federal	Other	Total	Explanation
TAFP AFTER VETOES							
	PD	0.00	1,250,000	0	0	1,250,000	
	Total	0.00	1,250,000	0	0	1,250,000	
DEPARTMENT CORE ADJUSTMENTS							
1x Expenditures	222 4624 PD	0.00	(1,250,000)	0	0	(1,250,000)	Core reduction of one-time funding.
	NET DEPARTMENT CHANGES	0.00	(1,250,000)	0	0	(1,250,000)	
DEPARTMENT CORE REQUEST							
	PD	0.00	0	0	0	0	
	Total	0.00	0	0	0	0	
GOVERNOR'S RECOMMENDED CORE							
	PD	0.00	0	0	0	0	
	Total	0.00	0	0	0	0	

DECISION ITEM SUMMARY

Budget Unit									
Decision Item	FY 2023	FY 2023	FY 2024	FY 2024	FY 2025	FY 2025	*****	*****	
Budget Object Summary	ACTUAL	ACTUAL	BUDGET	BUDGET	DEPT REQ	DEPT REQ	SECURED	SECURED	
Fund	DOLLAR	FTE	DOLLAR	FTE	DOLLAR	FTE	COLUMN	COLUMN	
WEST CENTRAL MO COMMUNITY									
CORE									
PROGRAM-SPECIFIC									
GENERAL REVENUE	0	0.00	1,250,000	0.00	0	0.00	0	0.00	
BUDGET STABILIZATION	767,982	0.00	0	0.00	0	0.00	0	0.00	
TOTAL - PD	767,982	0.00	1,250,000	0.00	0	0.00	0	0.00	
TOTAL	767,982	0.00	1,250,000	0.00	0	0.00	0	0.00	
GRAND TOTAL	\$767,982	0.00	\$1,250,000	0.00	\$0	0.00	\$0	0.00	

DECISION ITEM DETAIL

Budget Unit	FY 2023	FY 2023	FY 2024	FY 2024	FY 2025	FY 2025	*****	*****
Decision Item	ACTUAL	ACTUAL	BUDGET	BUDGET	DEPT REQ	DEPT REQ	SECURED	SECURED
Budget Object Class	DOLLAR	FTE	DOLLAR	FTE	DOLLAR	FTE	COLUMN	COLUMN
WEST CENTRAL MO COMMUNITY								
CORE								
PROGRAM DISTRIBUTIONS	767,982	0.00	1,250,000	0.00	0	0.00	0	0.00
TOTAL - PD	767,982	0.00	1,250,000	0.00	0	0.00	0	0.00
GRAND TOTAL	\$767,982	0.00	\$1,250,000	0.00	\$0	0.00	\$0	0.00
GENERAL REVENUE	\$0	0.00	\$1,250,000	0.00	\$0	0.00		0.00
FEDERAL FUNDS	\$767,982	0.00	\$0	0.00	\$0	0.00		0.00
OTHER FUNDS	\$0	0.00	\$0	0.00	\$0	0.00		0.00

PROGRAM DESCRIPTION

Department: Social Services

HB Section(s): 11.227

Program Name: Rides to Health and Wealth (West Central MO Community)

Program is found in the following core budget(s): West Central MO Community

1a. What strategic priority does this program address?

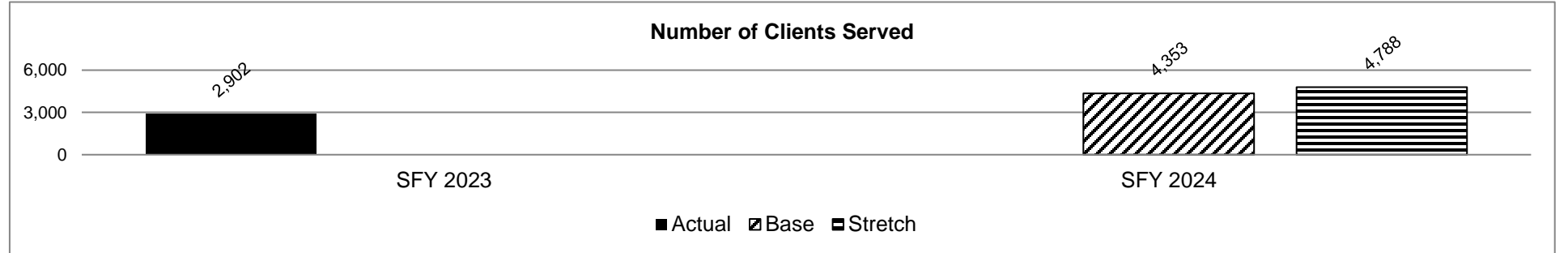
Build and engage community resources to support families in need.

1b. What does this program do?

The Department of Social Services (DSS) provides funding to West Central Missouri Community Action Agency (WCMCAA) for the New Growth Program (previously called Rides to Health and Wealth), a multi-model, on-demand, micro-transit provision for at-need populations. Transportation is available for participants to access health services including mental, physical, dental health services, and pharmaceutical services; and workforce development training including educational opportunities, apprenticeship programs, and internships. This program is administered in the Missouri counties of Camden, Cass, Cedar, Barton, Benton, Bates, Dallas, Henry, Hickory, Jasper, Morgan Polk, St. Clair and Vernon.

Through the multi-model, on demand micro transit provisions, primarily a volunteer driver network, residents will receive access to health services, employment and workforce development, essential food resources, and other services to enhance the quality of life for vulnerable populations residing in rural communities. In addition, New Growth, through a subcontract arrangement with Jefferson Franklin Community Action Corporation shall provide services consistent with this narrative to residents in Franklin and Jefferson counties in Missouri.

2a. Provide an activity measure(s) for the program.



*Measures reflect increased one-time funding in FY 2024

PROGRAM DESCRIPTION


Department: Social Services

HB Section(s): 11.227

Program Name: Rides to Health and Wealth (West Central MO Community)


Program is found in the following core budget(s): West Central MO Community

2b. Provide a measure(s) of the program's quality.



*Measures reflect increased one-time funding in FY 2024

2c. Provide a measure(s) of the program's impact.



*Measures reflect increased one-time funding in FY 2024

PROGRAM DESCRIPTION


Department: Social Services

HB Section(s): 11.227

Program Name: Rides to Health and Wealth (West Central MO Community)

Program is found in the following core budget(s): West Central MO Community

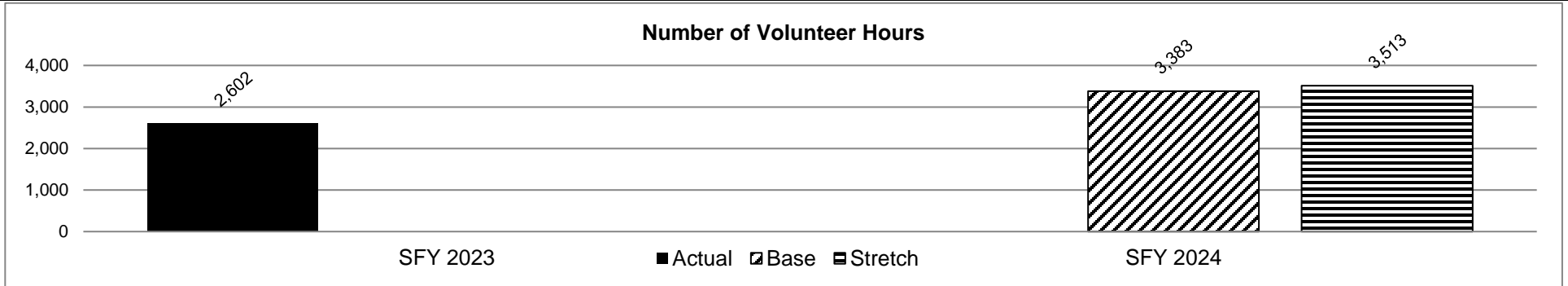
Number of Employment Trips



*Measures reflect increased one-time funding in FY 2024

2d. Provide a measure(s) of the program's efficiency.

Number of Volunteer Hours



*Measures reflect increased one-time funding in FY 2024

PROGRAM DESCRIPTION

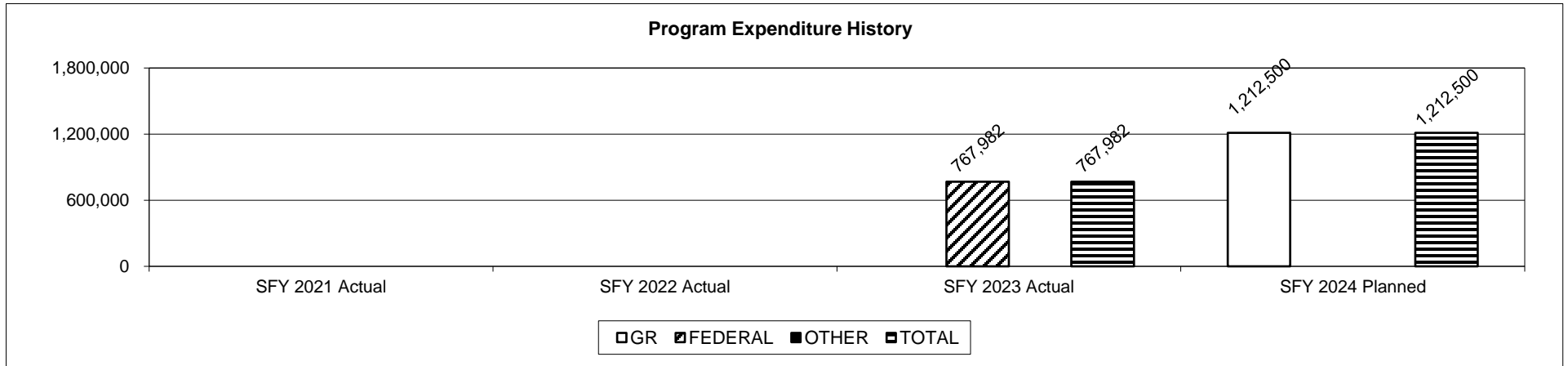
Department: Social Services

HB Section(s): 11.227

Program Name: Rides to Health and Wealth (West Central MO Community)

Program is found in the following core budget(s): West Central MO Community

3. Provide actual expenditures for the prior three fiscal years and planned expenditures for the current fiscal year. (Note: Amounts do not include fringe benefit costs.)



SFY 2024 planned expenditures are net of reverted.

4. What are the sources of the "Other " funds?

N/A

5. What is the authorization for this program, i.e., federal or state statute, etc.? (Include the federal program number, if applicable.)

House Bill 11 (DSS Appropriations bill).

6. Are there federal matching requirements? If yes, please explain.

No.

7. Is this a federally mandated program? If yes, please explain.

No.

Core – Missouri Work Programs- SkillUp

CORE DECISION ITEM

Department: Social Services
 Division: Family Support
 Core: Missouri Work Program- SkillUP

Budget Unit: 90096C
 HB Section: 11.230

1. CORE FINANCIAL SUMMARY

	FY 2025 Budget Request					FY 2025 Governor's Recommendation			
	GR	Federal	Other	Total		GR	Federal	Other	Total
PS	0	0	0	0	PS	0	0	0	0
EE	0	11,391,575	0	11,391,575	EE	0	0	0	0
PSD	0	0	0	0	PSD	0	0	0	0
TRF	0	0	0	0	TRF	0	0	0	0
Total	0	11,391,575	0	11,391,575	Total	0	0	0	0
FTE	0.00	0.00	0.00	0.00	FTE	0.00	0.00	0.00	0.00

Est. Fringe	0	0	0	0
--------------------	---	---	---	---

Note: Fringes budgeted in House Bill 5 except for certain fringes budgeted directly to MoDOT, Highway Patrol, and Conservation.

Other Funds: N/A

Est. Fringe	0	0	0	0
--------------------	---	---	---	---

Note: Fringes budgeted in House Bill 5 except for certain fringes budgeted directly to MoDOT, Highway Patrol, and Conservation.

Other Funds: N/A

2. CORE DESCRIPTION

The Missouri SkillUP Program is federally funded with the Temporary Assistance for Needy Families (TANF) block grant and Food and Nutrition Service (FNS) funding. DSS receives funding through the FNS to help unemployed and underemployed Supplemental Nutrition Assistance Program (SNAP) recipients by providing employment and training opportunities. This program meets TANF purpose two (2).

3. PROGRAM LISTING (list programs included in this core funding)

SkillUP

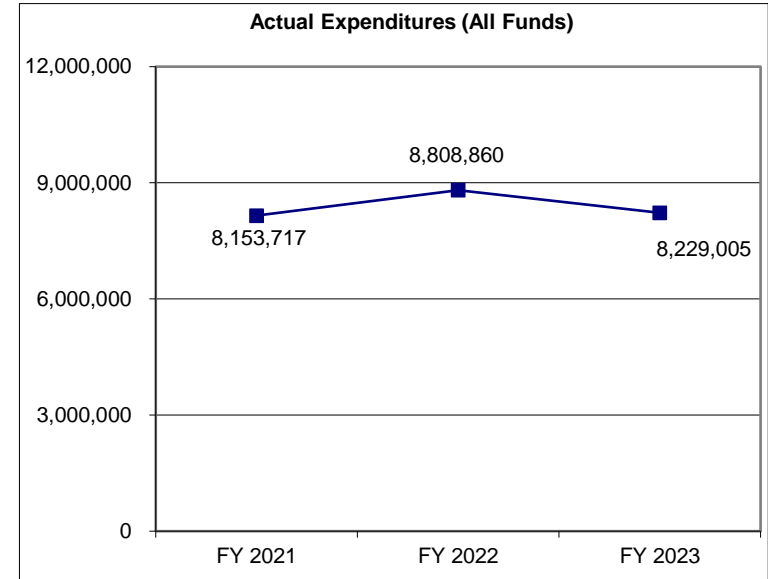
CORE DECISION ITEM

Department: Social Services
Division: Family Support
Core: Missouri Work Program- SkillUP

Budget Unit: 90096C
HB Section: 11.230

4. FINANCIAL HISTORY

	FY 2021	FY 2022	FY 2023	FY 2024
	Actual	Actual	Actual	Current Yr.
Appropriation (All Funds)	16,200,000	13,391,575	11,391,575	11,391,575
Less Reverted (All Funds)	0	0	0	0
Less Restricted (All Funds)	0	0	0	0
Budget Authority (All Funds)	<u>16,200,000</u>	<u>13,391,575</u>	<u>11,391,575</u>	<u>11,391,575</u>
Actual Expenditures (All Funds)	<u>8,153,717</u>	<u>8,808,860</u>	<u>8,229,005</u>	N/A
Unexpended (All Funds)	<u>8,046,283</u>	<u>4,582,715</u>	<u>3,162,570</u>	N/A
Unexpended, by Fund:				
General Revenue	0	0	0	N/A
Federal	8,046,283	4,582,715	3,162,570	N/A
Other	0	0	0	N/A
		(1)	(2)	



*Current Year restricted amount is as of September 1, 2023.
 Reverted includes the statutory three-percent reserve (when applicable).
 Restricted includes any Governor's Expenditure Restriction (when applicable).

NOTES:

Prior year expenditure history is contained in the Food Nutrition program description. TANF Work programs were transferred to the Missouri Work Program in FY 2021.

- (1)** SFY 2022 - There was a core reduction of \$2,808,425 FF.
- (2)** SFY 2023 - There was a core reduction of \$2,000,000 FF.

CORE RECONCILIATION DETAIL

**DEPARTMENT OF SOCIAL SERVICES
SNAP EMPLOYMENT TRAINING**

5. CORE RECONCILIATION DETAIL

	Budget Class	FTE	GR	Federal	Other	Total	Explanation
TAFP AFTER VETOES	EE	0.00	0	11,391,575	0	11,391,575	
	Total	0.00	0	11,391,575	0	11,391,575	
DEPARTMENT CORE REQUEST	EE	0.00	0	11,391,575	0	11,391,575	
	Total	0.00	0	11,391,575	0	11,391,575	
GOVERNOR'S RECOMMENDED CORE	EE	0.00	0	11,391,575	0	11,391,575	
	Total	0.00	0	11,391,575	0	11,391,575	

DECISION ITEM SUMMARY

Budget Unit								
Decision Item	FY 2023	FY 2023	FY 2024	FY 2024	FY 2025	FY 2025	*****	*****
Budget Object Summary	ACTUAL	ACTUAL	BUDGET	BUDGET	DEPT REQ	DEPT REQ	SECURED	SECURED
Fund	DOLLAR	FTE	DOLLAR	FTE	DOLLAR	FTE	COLUMN	COLUMN
SNAP EMPLOYMENT TRAINING								
CORE								
EXPENSE & EQUIPMENT								
TEMP ASSIST NEEDY FAM FEDERAL	6,436,149	0.00	6,719,104	0.00	6,719,104	0.00	0	0.00
DEPT OF SOC SERV FEDERAL & OTH	1,792,856	0.00	4,672,471	0.00	4,672,471	0.00	0	0.00
TOTAL - EE	8,229,005	0.00	11,391,575	0.00	11,391,575	0.00	0	0.00
TOTAL	8,229,005	0.00	11,391,575	0.00	11,391,575	0.00	0	0.00
GRAND TOTAL	\$8,229,005	0.00	\$11,391,575	0.00	\$11,391,575	0.00	\$0	0.00

DECISION ITEM DETAIL

Budget Unit	FY 2023	FY 2023	FY 2024	FY 2024	FY 2025	FY 2025	*****	*****
Decision Item	ACTUAL	ACTUAL	BUDGET	BUDGET	DEPT REQ	DEPT REQ	SECURED	SECURED
Budget Object Class	DOLLAR	FTE	DOLLAR	FTE	DOLLAR	FTE	COLUMN	COLUMN
SNAP EMPLOYMENT TRAINING								
CORE								
PROFESSIONAL SERVICES	8,009,405	0.00	11,391,575	0.00	11,391,575	0.00	0	0.00
M&R SERVICES	219,600	0.00	0	0.00	0	0.00	0	0.00
TOTAL - EE	8,229,005	0.00	11,391,575	0.00	11,391,575	0.00	0	0.00
GRAND TOTAL	\$8,229,005	0.00	\$11,391,575	0.00	\$11,391,575	0.00	\$0	0.00
GENERAL REVENUE	\$0	0.00	\$0	0.00	\$0	0.00		0.00
FEDERAL FUNDS	\$8,229,005	0.00	\$11,391,575	0.00	\$11,391,575	0.00		0.00
OTHER FUNDS	\$0	0.00	\$0	0.00	\$0	0.00		0.00

PROGRAM DESCRIPTION

Department: Social Services

HB Section(s): 11.230

Program Name: SkillUP

Program is found in the following core budget(s): Missouri Work Programs

1a. What strategic priority does this program address?

Coordinate and align work programs to support meaningful, sustainable employment.

1b. What does this program do?

The Department of Social Services (DSS) provides funding to Workforce Development Boards, Community Action Agencies, Community Partnerships, and Community Colleges for the SkillUP program. SkillUP rapidly connects SNAP recipients to employment or better employment with increased wages through short-term training programs and skill building. SkillUP assists SNAP clients in barrier removal while gaining knowledge and skills to allow participants to gain self-sustaining employment. SkillUP activities include short-term training, work based learning, on the job training, preparing for in demand careers, soft skills training, and a variety of workshops.

Able Bodied Adults without Dependents (ABAWDs), who are 18-54 years old without a child in the SNAP household*, must participate in 80 hours per month of employment or training activities or they will lose benefits after 3 months. ABAWDs can achieve their hours by participating through SkillUP or by providing participation hours directly to DSS. ABAWD requirements were waived during the COVID Public Health Emergency (March 2020-June 2023) and resumed July 1, 2023. The Fiscal Responsibility Act enacted June 3, 2023 gradually increases the age of those subject to the ABAWD time limit.

Sept. 1, 2023: The age of those subject to ABAWD increases to 50.

Oct. 1, 2023: The age of those subject to ABAWD increases to 52.

Oct. 1, 2024: The age of those subject to ABAWD increases to 54.

*ABAWDS can have child(ren) as non-custodial parents. A non-custodial parent is someone who doesn't have full custody of their child because the other parent was established as the custodial parent. For our purposes, an ABAWD could be a non-custodial parent, but is the only person on the SNAP application. Being the non-custodial parent would be the requirement for them to qualify for TANF funding.

PROGRAM DESCRIPTION

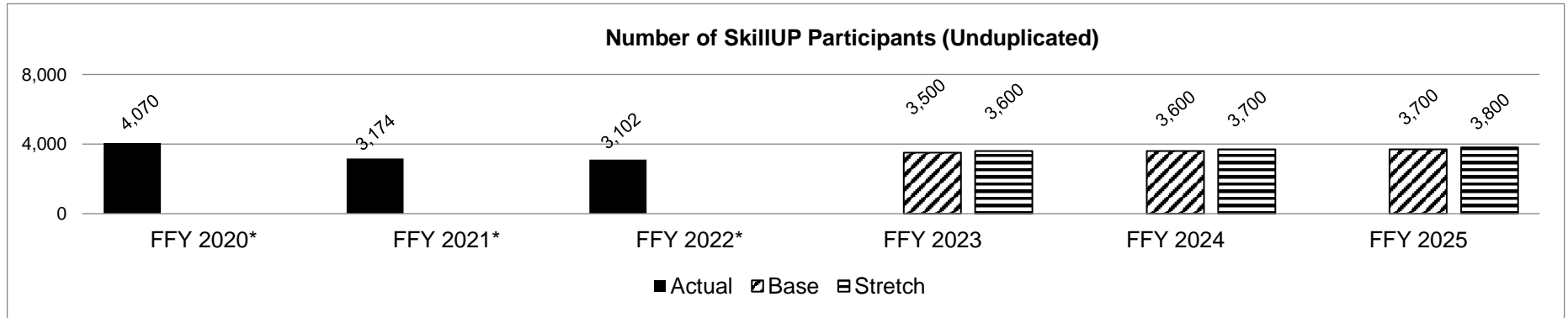
Department: Social Services

HB Section(s): 11.230

Program Name: SkillUP

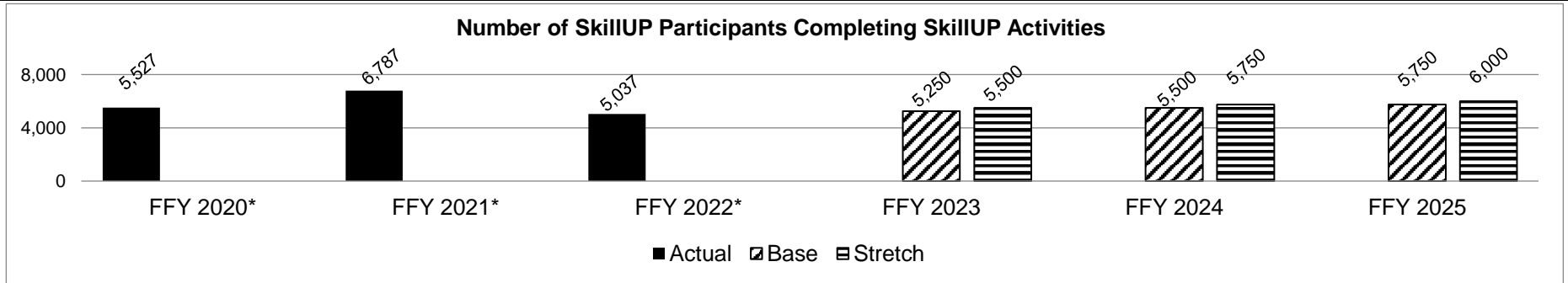
Program is found in the following core budget(s): Missouri Work Programs

2a. Provide an activity measure(s) for the program.



*FFY 2020, 2021, and 2022 data has been impacted by the Public Health Emergency.
 FFY 2023 Data will be available in the governor's recommendation.

2b. Provide a measure(s) of the program's quality.



*FFY 2020, 2021, and 2022 data has been impacted by the Public Health Emergency.
 FFY 2023 Data will be available in the governor's recommendation.

PROGRAM DESCRIPTION

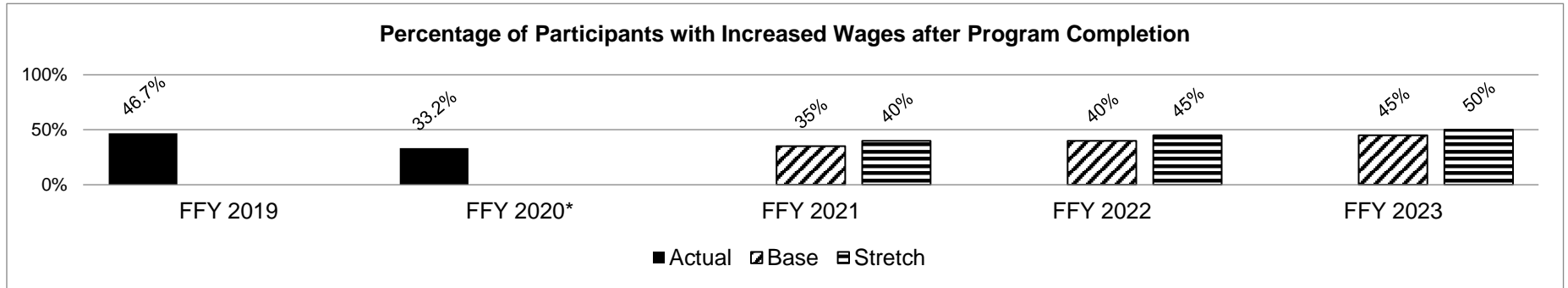
Department: Social Services

HB Section(s): 11.230

Program Name: SkillUP

Program is found in the following core budget(s): Missouri Work Programs

2c. Provide a measure(s) of the program's impact.

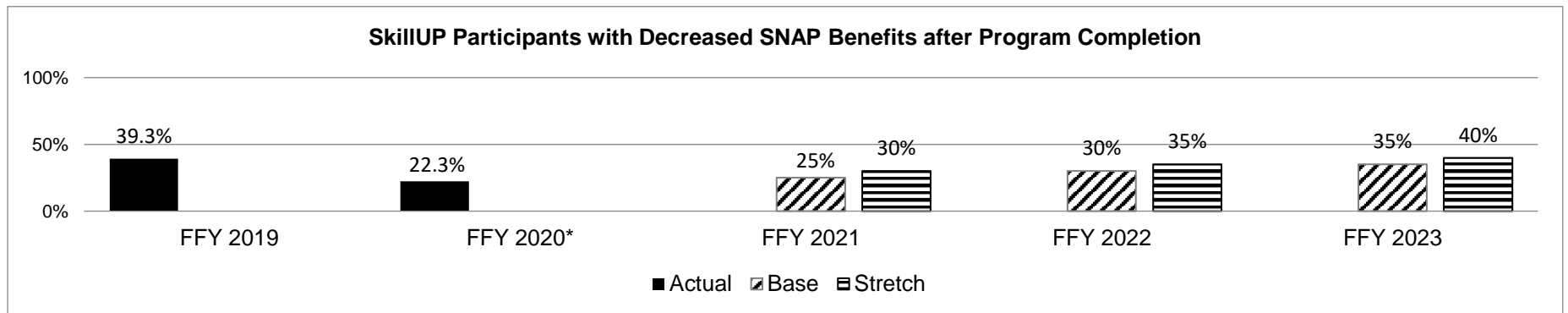


The wage data above is for SkillUP participants four quarters prior to leaving the program compared to four quarters after leaving the program.

*FFY 2020 data has been impacted by the Public Health Emergency.

FFY 2021 data will be available in the governor's recommendation.

2d. Provide a measure(s) of the program's efficiency.



The benefit change above is for SkillUP participants four quarters prior to leaving the program compared to four quarters after leaving the program.

*FFY 2020 data has been impacted by the Public Health Emergency.

FFY 2021 data will be available in the governor's recommendation.

PROGRAM DESCRIPTION

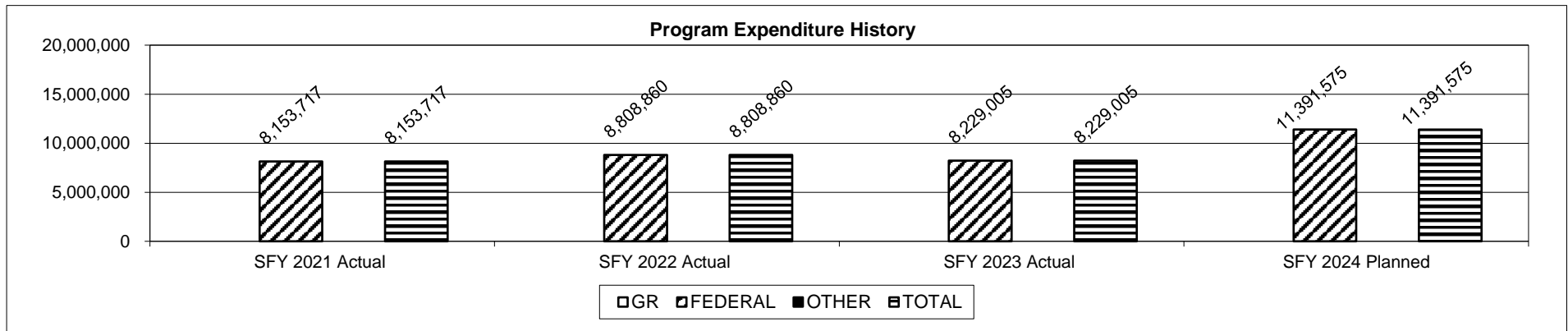
Department: Social Services

HB Section(s): 11.230

Program Name: SkillUP

Program is found in the following core budget(s): Missouri Work Programs

3. Provide actual expenditures for the prior three fiscal years and planned expenditures for the current fiscal year. (Note: Amounts do not include fringe benefit costs.)



4. What are the sources of the "Other " funds?

N/A

5. What is the authorization for this program, i.e., federal or state statute, etc.? (Include the federal program number, if applicable.)

Federal law: 7 CFR 273.7.

6. Are there federal matching requirements? If yes, please explain.

Expenditures for the SkillUP program are claimed to SNAP Admin – Education and Training (100%), SNAP Admin – Education and Training 50% (50% FF and 50% State Match), and TANF block grant (100%). Contractors are providing the 50% state match required for SNAP Admin by leveraging their non-federal resources.

7. Is this a federally mandated program? If yes, please explain.

No.

SkillUP Providers:**Allocations SFY 2024****Central Workforce Development Region**

1107 Kingshighway
Rolla, MO 65401
Phone: (573) 426-2946
Fax: (573) 364-7130

TANF: \$90,000
FNS: \$40,000

Workforce Investment Board of Southeast Missouri

1021 Kingshighway, Suite 1
Cape Girardeau, MO 63703
Phone: (573) 334-0990 ext. 302
Fax: (573) 334-0335

TANF: \$200,000
FNS: \$75,000

Workforce Investment Board of Southwest Missouri

730 S Wall Avenue
Joplin, MO 64802-1706
Phone: (417) 625-9915
Fax: (417) 206-0022

TANF: \$150,000
FNS: \$30,000

Northwest Workforce Development Board (combined with Northeast)

912 Main Street
Trenton , MO 64683
Phone: (660) 359-3622 ext. 1234
Fax: (660) 359-3082

TANF: \$245,000
NW: \$237,289
NE: \$7,711
FNS: \$55,000
NW: \$55,000
NE: \$0

Kansas City & Vicinity/Full Employment Council

1740 Paseo
Kansas City, MO 64108
Phone: (816) 471-2330 ext. 1256
Fax: (816) 471-0132

TANF: \$682,000
FNS: \$185,000

SLATE – St. Louis Agency on Training and Employment

1520 Market Street, Room 3050
St. Louis, MO 63103-2634
Phone: (314) 657-3557
Fax: (314) 641-8440

TANF: \$40,000
FNS: \$15,000

Office of Workforce Development - St. Louis County Dept of Human Services

715 Northwest Plaza Drive
Saint Ann, MO 63074
Phone: (314) 615-6033
Fax: (314)615-6087

TANF: \$40,000
FNS: \$50,000

Jefferson/Franklin Consortium

3675 W. Outer Road, Suite 201
Arnold, MO 63010
Phone: (636) 524-8589
Fax: (636) 287-1245

TANF: \$110,000
FNS: \$50,000

Department of Workforce Development City of Springfield

2900 E. Sunshine Street
Springfield, MO 65804
Phone: (417) 887-4343
Fax: (417) 841-1811

TANF: \$110,000
FNS: \$95,000

Workforce Development Board of Western Missouri

515 S Kentucky
Sedalia, MO 65301
Phone: (660) 827-3722
Fax: (660) 827-3789

TANF: \$75,000
FNS: \$30,000

Missouri Community Action Network (MoCAN)

3337 Emerald Lane
Jefferson City, MO 65109
Phone: (573) 634-2969 ext. 35

TANF: \$1,500,000
FNS: \$568,000

Missouri Community College Association (MCCA)

2420 Hyde Park Rd, Suite B
Jefferson City, MO 65109
Phone: (573) 634-8686

TANF: \$226,000
FNS: \$212,000

SMWP - Southern Missouri Works Project

603 North Garfield Street
East Prairie, MO 63845
Phone: (573) 683-7551

TANF: \$1,300,000
FNS: \$50,000

STEP – SEMO Training and Employment

SkillUP Case Manager
40 S. Sprigg Street
Cape Girardeau, MO 63703
Phone: (573) 651-3747 ext. 108

TANF: \$115,000
FNS: \$40,000

ARCHS – Better Family Life

5415 Page Boulevard
St. Louis, MO 63112
Phone: (314) 367-3440

TANF: \$1,390,000
FNS: \$150,000

TANF: \$6,273,000
FNS: \$1,645,000
Total: \$7,918,000

**This list does not include \$907,759 for system costs and other certificate programs.*

**Core – Missouri Work
Programs- Adult High
School**

CORE DECISION ITEM

Department: Social Services
 Division: Family Support
 Core: Missouri Work Program- Adult High School (Excel Centers)

Budget Unit: 90097C
 HB Section: 11.230

1. CORE FINANCIAL SUMMARY

	FY 2025 Budget Request					FY 2025 Governor's Recommendation			
	GR	Federal	Other	Total		GR	Federal	Other	Total
PS	0	0	0	0	PS	0	0	0	0
EE	2,000,000	4,900,000	0	6,900,000	EE	0	0	0	0
PSD	0	0	0	0	PSD	0	0	0	0
TRF	0	0	0	0	TRF	0	0	0	0
Total	2,000,000	4,900,000	0	6,900,000	Total	0	0	0	0
FTE	0.00	0.00	0.00	0.00	FTE	0.00	0.00	0.00	0.00

Est. Fringe	0	0	0	0
--------------------	---	---	---	---

Note: Fringes budgeted in House Bill 5 except for certain fringes budgeted directly to MoDOT, Highway Patrol, and Conservation.

Other Funds: N/A

Est. Fringe	0	0	0	0
--------------------	---	---	---	---

Note: Fringes budgeted in House Bill 5 except for certain fringes budgeted directly to MoDOT, Highway Patrol, and Conservation.

Other Funds: N/A

2. CORE DESCRIPTION

The Adult High Schools (Excel Centers) are federally funded through the TANF block grant and Food and Nutrition Services (FNS) funding, along with state funded General Revenue. The Department of Social Services (DSS) receives funding through FNS to help unemployed and underemployed Supplemental Nutrition Assistance Program (SNAP) recipients by providing employment and training opportunities. This program meets TANF purpose two (2).

3. PROGRAM LISTING (list programs included in this core funding)

Adult High School (Excel Centers)

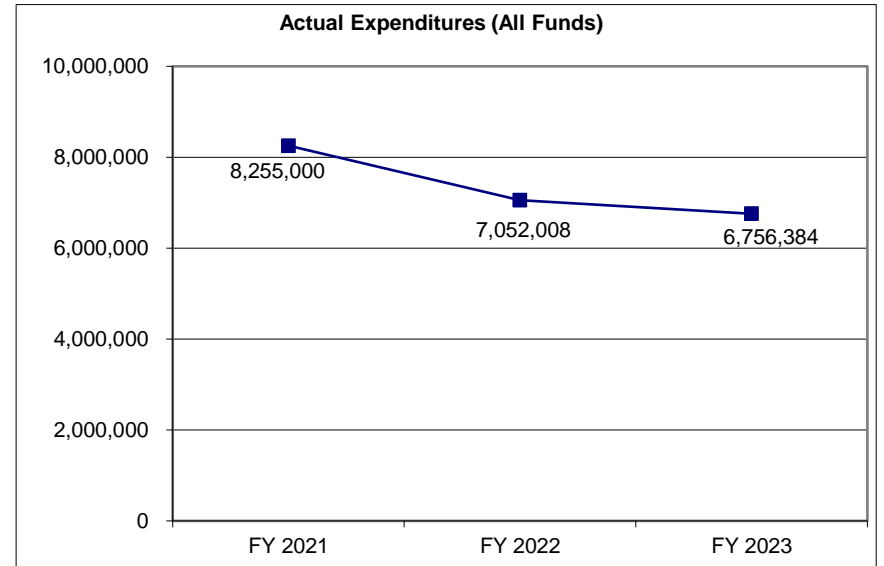
CORE DECISION ITEM

Department: Social Services
Division: Family Support
Core: Missouri Work Program- Adult High School (Excel Centers)

Budget Unit: 90097C
HB Section: 11.230

4. FINANCIAL HISTORY

	FY 2021 Actual	FY 2022 Actual	FY 2023 Actual	FY 2024 Current Yr.
Appropriation (All Funds)	8,300,000	10,050,000	6,900,000	6,900,000
Less Reverted (All Funds)	(45,000)	(60,000)	(60,000)	(60,000)
Less Restricted (All Funds)	0	0	0	0
Budget Authority (All Funds)	8,255,000	9,990,000	6,840,000	6,840,000
Actual Expenditures (All Funds)	8,255,000	7,052,008	6,756,384	N/A
Unexpended (All Funds)	0	2,937,992	83,616	N/A
Unexpended, by Fund:				
General Revenue	0	623,852	0	N/A
Federal	0	2,314,140	83,616	N/A
Other	0	0	0	N/A
	(1)	(2)	(3)	



*Current Year restricted amount is as of September 1, 2023.
 Reverted includes the statutory three- percent reserve (when applicable).
 Restricted includes any Governor's Expenditure Restriction (when applicable).

- NOTES:**
 TANF Work programs were transferred to the Missouri Work Program in FY 2021.
(1) FY 2021 - There was an increase of \$2,500,000 FF.
(2) FY 2022 - There was a core increase of \$650,000 SNAP FF and additional appropriation of \$1,100,000 (\$500,000 GR, \$600,000 FF).
(3) FY 2023 - The SNAP Adult High School core of \$3,150,000 FF was broken out into its own core tab.

CORE DECISION ITEM

Department: Social Services
 Division: Family Support
 Core: Missouri Work Program- SNAP Adult High School

Budget Unit: 90099C
 HB Section: 11.230

1. CORE FINANCIAL SUMMARY

	FY 2025 Budget Request					FY 2025 Governor's Recommendation			
	GR	Federal	Other	Total		GR	Federal	Other	Total
PS	0	0	0	0	PS	0	0	0	0
EE	0	3,150,000	0	3,150,000	EE	0	0	0	0
PSD	0	0	0	0	PSD	0	0	0	0
TRF	0	0	0	0	TRF	0	0	0	0
Total	0	3,150,000	0	3,150,000	Total	0	0	0	0
FTE	0.00	0.00	0.00	0.00	FTE	0.00	0.00	0.00	0.00

Est. Fringe	0	0	0	0
--------------------	---	---	---	---

Note: Fringes budgeted in House Bill 5 except for certain fringes budgeted directly to MoDOT, Highway Patrol, and Conservation.

Other Funds: N/A

Est. Fringe	0	0	0	0
--------------------	---	---	---	---

Note: Fringes budgeted in House Bill 5 except for certain fringes budgeted directly to MoDOT, Highway Patrol, and Conservation.

Other Funds: N/A

2. CORE DESCRIPTION

The Adult High Schools (Excel Centers) are federally funded through the TANF block grant and Food and Nutrition Services (FNS) funding, along with state funded General Revenue. The Department of Social Services (DSS) receives funding through FNS to help unemployed and underemployed Supplemental Nutrition Assistance Program (SNAP) recipients by providing employment and training opportunities. This program meets TANF purpose two (2).

3. PROGRAM LISTING (list programs included in this core funding)

SNAP Adult High School

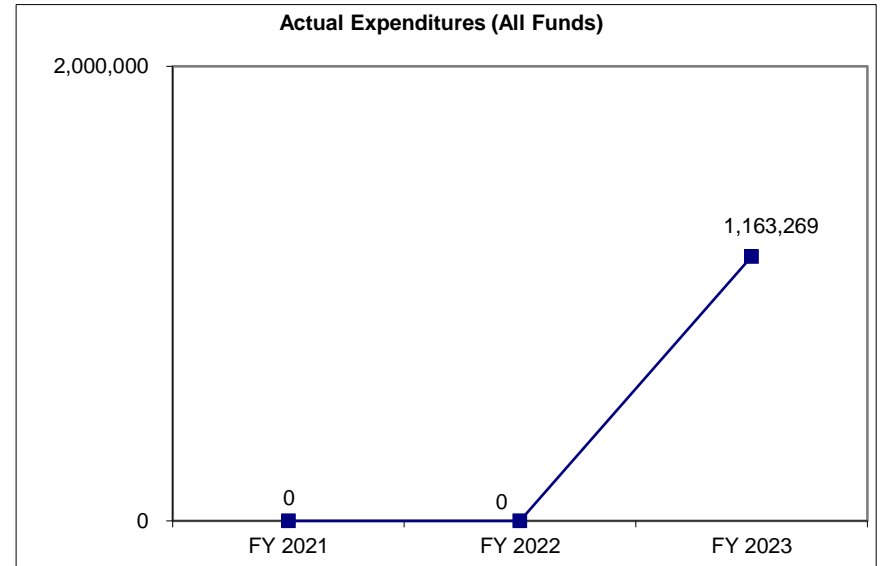
CORE DECISION ITEM

Department: Social Services
Division: Family Support
Core: Missouri Work Program- SNAP Adult High School

Budget Unit: 90099C
HB Section: 11.230

4. FINANCIAL HISTORY

	FY 2021 Actual	FY 2022 Actual	FY 2023 Actual	FY 2024 Current Yr.
Appropriation (All Funds)	0	0	3,150,000	3,150,000
Less Reverted (All Funds)	0	0	0	0
Less Restricted (All Funds)	0	0	0	0
Budget Authority (All Funds)	0	0	3,150,000	3,150,000
Actual Expenditures (All Funds)	0	0	1,163,269	N/A
Unexpended (All Funds)	0	0	1,986,731	N/A
Unexpended, by Fund:				
General Revenue	0	0	0	N/A
Federal	0	0	1,986,731	N/A
Other	0	0	0	N/A
	(1)	(1)	(2)	



*Current Year restricted amount is as of September 1, 2023.
 Reverted includes the statutory three- percent reserve (when applicable).
 Restricted includes any Governor's Expenditure Restriction (when applicable).

NOTES:
 TANF Work programs were transferred to the Missouri Work Program in FY 2021.
(1) FY 2021 & FY 2022 were previously combined in the IM Field Staff Ops Core.
(2) FY 2023 - The SNAP core of \$3,150,000 FF was broken out from the Adult High School core.

CORE RECONCILIATION DETAIL

**DEPARTMENT OF SOCIAL SERVICES
ADULT HIGH SCHOOL**

5. CORE RECONCILIATION DETAIL

	Budget Class	FTE	GR	Federal	Other	Total	Explanation
TAFP AFTER VETOES							
	EE	0.00	2,000,000	4,900,000	0	6,900,000	
	Total	0.00	2,000,000	4,900,000	0	6,900,000	
DEPARTMENT CORE REQUEST							
	EE	0.00	2,000,000	4,900,000	0	6,900,000	
	Total	0.00	2,000,000	4,900,000	0	6,900,000	
GOVERNOR'S RECOMMENDED CORE							
	EE	0.00	2,000,000	4,900,000	0	6,900,000	
	Total	0.00	2,000,000	4,900,000	0	6,900,000	

CORE RECONCILIATION DETAIL

**DEPARTMENT OF SOCIAL SERVICES
SNAP ADULT HIGH SCHOOL**

5. CORE RECONCILIATION DETAIL

	Budget Class	FTE	GR	Federal	Other	Total	Explanation
TAFP AFTER VETOES	EE	0.00	0	3,150,000	0	3,150,000	
	Total	0.00	0	3,150,000	0	3,150,000	
DEPARTMENT CORE REQUEST	EE	0.00	0	3,150,000	0	3,150,000	
	Total	0.00	0	3,150,000	0	3,150,000	
GOVERNOR'S RECOMMENDED CORE	EE	0.00	0	3,150,000	0	3,150,000	
	Total	0.00	0	3,150,000	0	3,150,000	

DECISION ITEM SUMMARY

Budget Unit									
Decision Item	FY 2023	FY 2023	FY 2024	FY 2024	FY 2025	FY 2025	*****	*****	
Budget Object Summary	ACTUAL	ACTUAL	BUDGET	BUDGET	DEPT REQ	DEPT REQ	SECURED	SECURED	
Fund	DOLLAR	FTE	DOLLAR	FTE	DOLLAR	FTE	COLUMN	COLUMN	
ADULT HIGH SCHOOL									
CORE									
EXPENSE & EQUIPMENT									
GENERAL REVENUE	1,940,000	0.00	2,000,000	0.00	2,000,000	0.00	0	0.00	
TEMP ASSIST NEEDY FAM FEDERAL	4,816,384	0.00	4,900,000	0.00	4,900,000	0.00	0	0.00	
TOTAL - EE	6,756,384	0.00	6,900,000	0.00	6,900,000	0.00	0	0.00	
TOTAL	6,756,384	0.00	6,900,000	0.00	6,900,000	0.00	0	0.00	
GRAND TOTAL	\$6,756,384	0.00	\$6,900,000	0.00	\$6,900,000	0.00	\$0	0.00	

DECISION ITEM SUMMARY

Budget Unit									
Decision Item	FY 2023	FY 2023	FY 2024	FY 2024	FY 2025	FY 2025	*****	*****	
Budget Object Summary	ACTUAL	ACTUAL	BUDGET	BUDGET	DEPT REQ	DEPT REQ	SECURED	SECURED	
Fund	DOLLAR	FTE	DOLLAR	FTE	DOLLAR	FTE	COLUMN	COLUMN	
SNAP ADULT HIGH SCHOOL									
CORE									
EXPENSE & EQUIPMENT									
DEPT OF SOC SERV FEDERAL & OTH	1,163,269	0.00	3,150,000	0.00	3,150,000	0.00	0	0.00	
TOTAL - EE	1,163,269	0.00	3,150,000	0.00	3,150,000	0.00	0	0.00	
TOTAL	1,163,269	0.00	3,150,000	0.00	3,150,000	0.00	0	0.00	
GRAND TOTAL	\$1,163,269	0.00	\$3,150,000	0.00	\$3,150,000	0.00	\$0	0.00	

DECISION ITEM DETAIL

Budget Unit	FY 2023	FY 2023	FY 2024	FY 2024	FY 2025	FY 2025	*****	*****
Decision Item	ACTUAL	ACTUAL	BUDGET	BUDGET	DEPT REQ	DEPT REQ	SECURED	SECURED
Budget Object Class	DOLLAR	FTE	DOLLAR	FTE	DOLLAR	FTE	COLUMN	COLUMN
ADULT HIGH SCHOOL								
CORE								
PROFESSIONAL SERVICES	6,756,384	0.00	6,900,000	0.00	6,900,000	0.00	0	0.00
TOTAL - EE	6,756,384	0.00	6,900,000	0.00	6,900,000	0.00	0	0.00
GRAND TOTAL	\$6,756,384	0.00	\$6,900,000	0.00	\$6,900,000	0.00	\$0	0.00
GENERAL REVENUE	\$1,940,000	0.00	\$2,000,000	0.00	\$2,000,000	0.00		0.00
FEDERAL FUNDS	\$4,816,384	0.00	\$4,900,000	0.00	\$4,900,000	0.00		0.00
OTHER FUNDS	\$0	0.00	\$0	0.00	\$0	0.00		0.00

DECISION ITEM DETAIL

Budget Unit	FY 2023	FY 2023	FY 2024	FY 2024	FY 2025	FY 2025	*****	*****
Decision Item	ACTUAL	ACTUAL	BUDGET	BUDGET	DEPT REQ	DEPT REQ	SECURED	SECURED
Budget Object Class	DOLLAR	FTE	DOLLAR	FTE	DOLLAR	FTE	COLUMN	COLUMN
SNAP ADULT HIGH SCHOOL								
CORE								
PROFESSIONAL SERVICES	1,163,269	0.00	3,150,000	0.00	3,150,000	0.00	0	0.00
TOTAL - EE	1,163,269	0.00	3,150,000	0.00	3,150,000	0.00	0	0.00
GRAND TOTAL	\$1,163,269	0.00	\$3,150,000	0.00	\$3,150,000	0.00	\$0	0.00
GENERAL REVENUE	\$0	0.00	\$0	0.00	\$0	0.00		0.00
FEDERAL FUNDS	\$1,163,269	0.00	\$3,150,000	0.00	\$3,150,000	0.00		0.00
OTHER FUNDS	\$0	0.00	\$0	0.00	\$0	0.00		0.00

PROGRAM DESCRIPTION

Department: Social Services

HB Section(s): 11.230

Program Name: Adult High School (Excel Centers)

Program is found in the following core budget(s): Missouri Work Programs

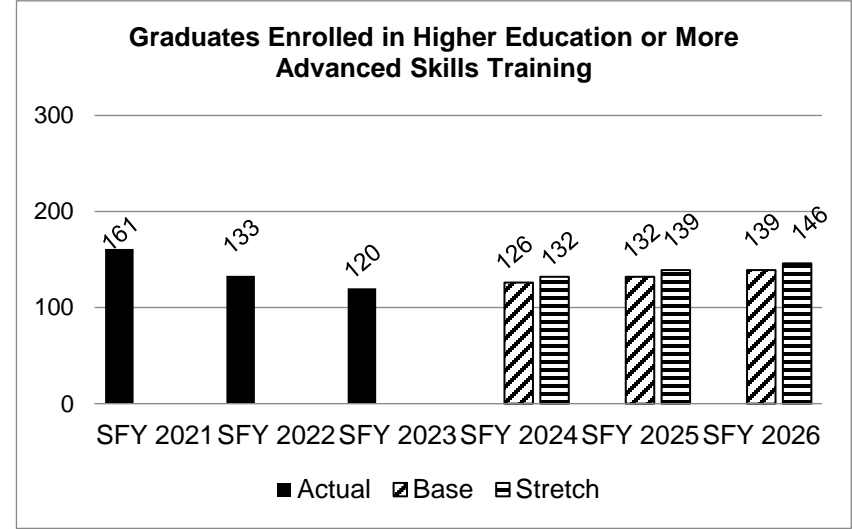
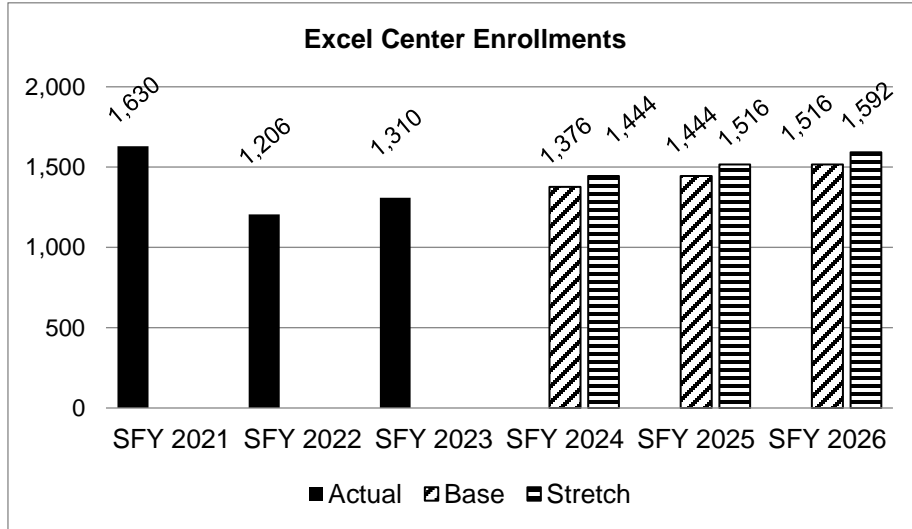
1a. What strategic priority does this program address?

Move families to economic independence.

1b. What does this program do?

The Department of Social Services (DSS) administers funding for the Adult High School (Excel Centers), which were bid through the Department of Education and Secondary Education (DESE) and awarded to MERS Goodwill. The Excel Centers offer public high school for adults 21 and over through flexible class schedules, supportive relationships with staff, and a life coach who works with students to find solutions for life's challenges that could hinder progress. While earning their diploma, students earn college credits and a variety of industry-recognized certifications in order to increase their earning potential. Excel Centers provide a free drop-in center for child care, transportation assistance, extended hours and year-round operations to support students as they work toward the goal of earning a diploma.

2a. Provide an activity measure(s) for the program.



At least 50% of school's graduates will attain an industry certification or enroll in higher education or more advanced skills training within 6 months of graduation.

PROGRAM DESCRIPTION

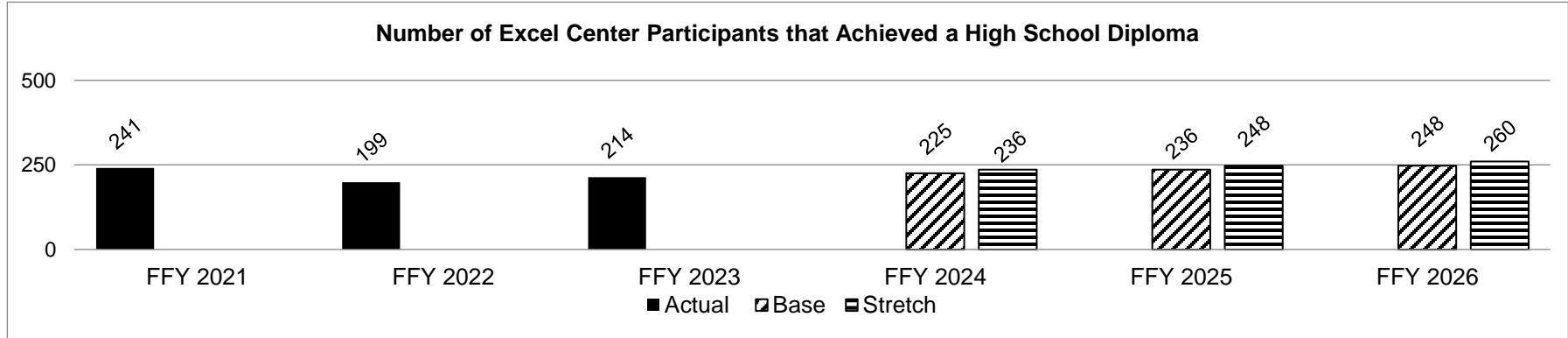
Department: Social Services

HB Section(s): 11.230

Program Name: Adult High School (Excel Centers)

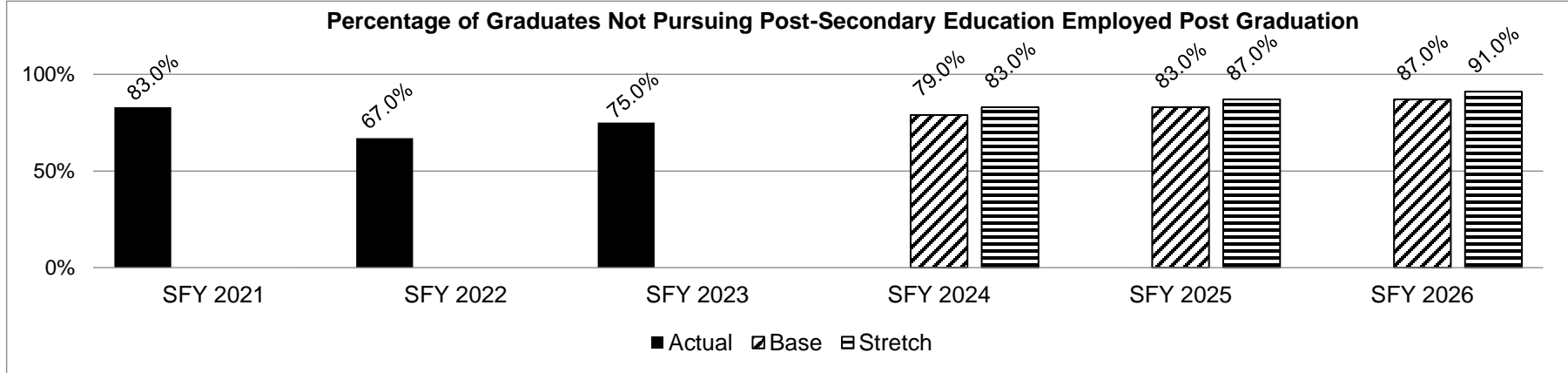
Program is found in the following core budget(s): Missouri Work Programs

2b. Provide a measure(s) of the program's quality.



The Excel Centers offer participants the opportunity to achieve a high school diploma as an adult with on-site accredited staff. House Bill 93 (2017) requires each year, at least 75% of the school's students will graduate or continue working toward a high school diploma and, if applicable an industry certification.

2c. Provide a measure(s) of the program's impact.



At least 85% who do not enroll in higher education or more advanced skills training will be employed within 6 months of graduation.

PROGRAM DESCRIPTION

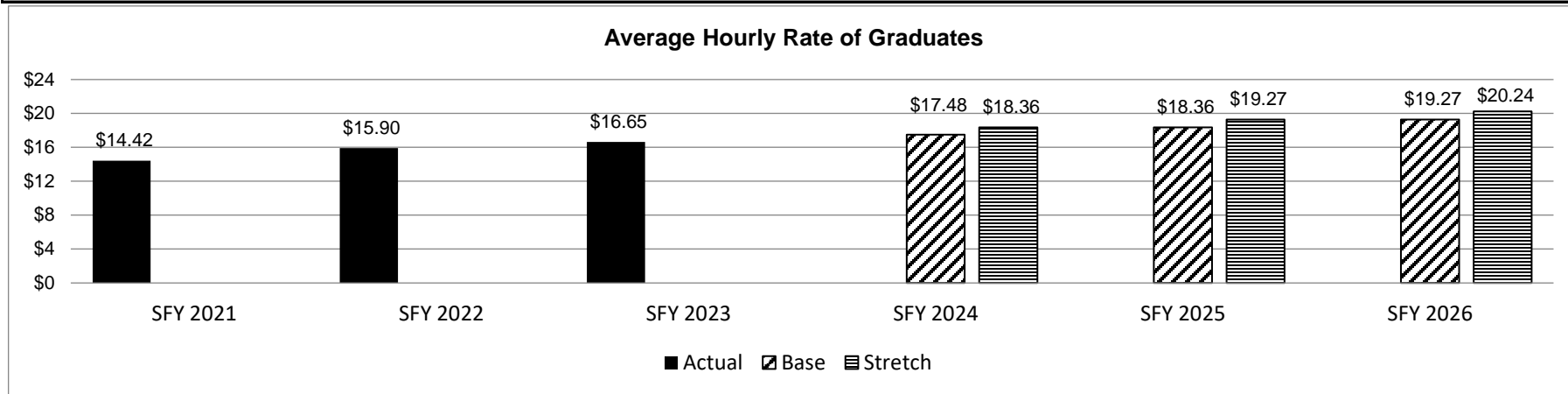
Department: Social Services

HB Section(s): 11.230

Program Name: Adult High School (Excel Centers)

Program is found in the following core budget(s): Missouri Work Programs

2d. Provide a measure(s) of the program's efficiency.



PROGRAM DESCRIPTION

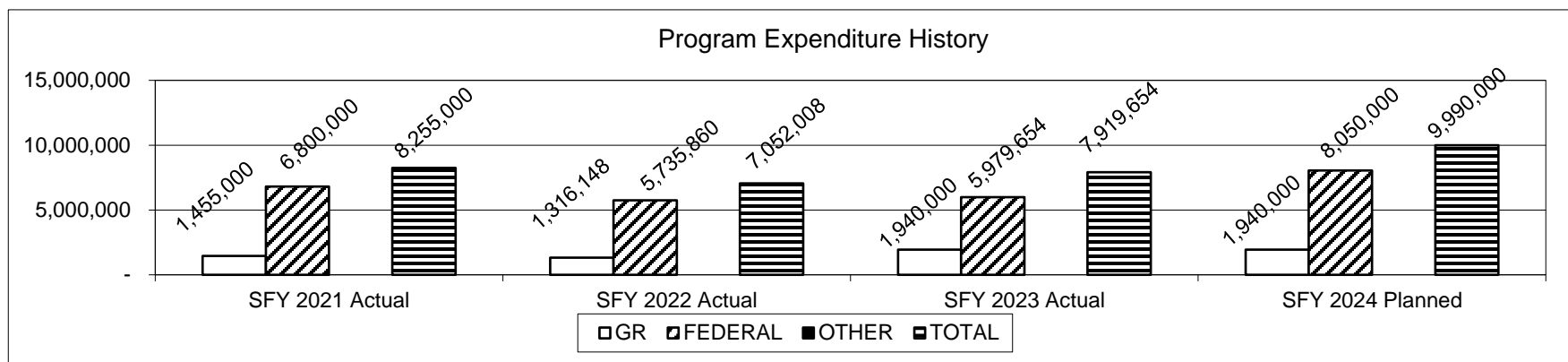
Department: Social Services

HB Section(s): 11.230

Program Name: Adult High School (Excel Centers)

Program is found in the following core budget(s): Missouri Work Programs

3. Provide actual expenditures for the prior three fiscal years and planned expenditures for the current fiscal year. (Note: Amounts do not include fringe benefit costs.)



SFY 2024 Planned is net of reverted.

4. What are the sources of the "Other" funds?

N/A

5. What is the authorization for this program, i.e., federal or state statute, etc.? (Include the federal program number, if applicable.)

House Bill 93 established the required bidding process for Excel Centers through DESE. Temporary Assistance for Needy Families (TANF) and FNS funding was allocated through DSS.

TANF Funding: State Statute: Section 208.040, RSMo. Federal Law: PL 104-193 and PRWORA of 1996.

6. Are there federal matching requirements? If yes, please explain.

Expenditures for the Adult High School program are claimed to Supplemental Nutrition Assistance Program (SNAP) Admin – Education and Training 50% (50% FF and 50% State Match), and TANF block grant (100%). Contractors are providing the 50% state match required for SNAP Admin by leveraging their non-federal resources.

7. Is this a federally mandated program? If yes, please explain.

No.

**Core – Missouri Work
Programs- Adult High
School Expansion**

CORE DECISION ITEM

Department: Social Services
 Division: Family Support
 Core: Missouri Work Program- Adult High School Expansion (Excel Centers)

Budget Unit: 90122C
 HB Section: 11.230

1. CORE FINANCIAL SUMMARY

	FY 2025 Budget Request			
	GR	Federal	Other	Total
PS	0	0	0	0
EE	0	0	0	0
PSD	0	0	0	0
TRF	0	0	0	0
Total	0	0	0	0
FTE	0.00	0.00	0.00	0.00

	FY 2025 Governor's Recommendation			
	GR	Federal	Other	Total
PS	0	0	0	0
EE	0	0	0	0
PSD	0	0	0	0
TRF	0	0	0	0
Total	0	0	0	0
FTE	0.00	0.00	0.00	0.00

Est. Fringe	0	0	0	0
--------------------	---	---	---	---

Note: Fringes budgeted in House Bill 5 except for certain fringes budgeted directly to MoDOT, Highway Patrol, and Conservation.

Other Funds: N/A

Est. Fringe	0	0	0	0
--------------------	---	---	---	---

Note: Fringes budgeted in House Bill 5 except for certain fringes budgeted directly to MoDOT, Highway Patrol, and Conservation.

Other Funds: N/A

2. CORE DESCRIPTION

The Department of Social Services (DSS) provides Budget Stabilization funding for the creation of four (4) Excel Center satellite locations. Excel Centers offer high school for adults 21 and over through flexible class schedules, supportive relationships with staff, and a life coach who works with students to find solutions for life's challenges that could hinder progress.

3. PROGRAM LISTING (list programs included in this core funding)

Adult High School Expansion (Excel Centers)

CORE DECISION ITEM

Department: Social Services

Budget Unit:

90122C

Division: Family Support

HB Section:

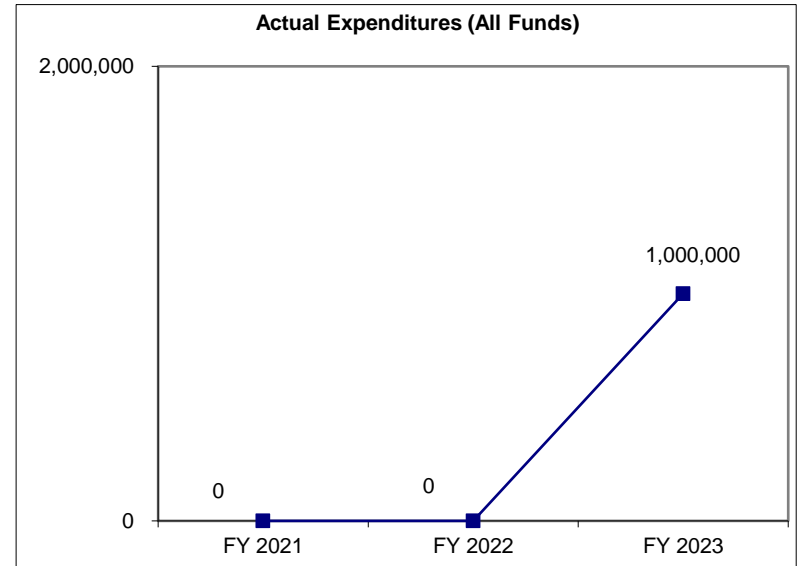
11.230

Core: Missouri Work Program- Adult High School Expansion (Excel Centers)

4. FINANCIAL HISTORY

	FY 2021 Actual	FY 2022 Actual	FY 2023 Actual	FY 2024 Current Yr.
Appropriation (All Funds)	0	0	2,000,000	2,000,000
Less Reverted (All Funds)	0	0	0	0
Less Restricted (All Funds)	0	0	0	0
Budget Authority (All Funds)	0	0	2,000,000	2,000,000
Actual Expenditures (All Funds)	0	0	1,000,000	N/A
Unexpended (All Funds)	0	0	1,000,000	N/A
Unexpended, by Fund:				
General Revenue	0	0	0	N/A
Federal	0	0	1,000,000	N/A
Other	0	0	0	N/A

(1)



*Current Year restricted amount is as of September 1, 2023.

Reverted includes the statutory three-percent reserve (when applicable).

Restricted includes any Governor's Expenditure Restriction (when applicable).

NOTES:

TANF Work programs were transferred to the Missouri Work Program in FY 2021.

(1) This is an expansion of Adult High School for FY 2023.

CORE RECONCILIATION DETAIL

**DEPARTMENT OF SOCIAL SERVICES
ADULT HIGH SCHOOL EXPANSION**

5. CORE RECONCILIATION DETAIL

	Budget Class	FTE	GR	Federal	Other	Total	Explanation
TAFP AFTER VETOES							
	PD	0.00	0	2,000,000	0	2,000,000	
	Total	0.00	0	2,000,000	0	2,000,000	
DEPARTMENT CORE ADJUSTMENTS							
Core Reduction	569 2440 PD	0.00	0	(2,000,000)	0	(2,000,000)	Core reduction of excess authority.
	NET DEPARTMENT CHANGES	0.00	0	(2,000,000)	0	(2,000,000)	
DEPARTMENT CORE REQUEST							
	PD	0.00	0	0	0	0	
	Total	0.00	0	0	0	0	
GOVERNOR'S RECOMMENDED CORE							
	PD	0.00	0	0	0	0	
	Total	0.00	0	0	0	0	

DECISION ITEM SUMMARY

Budget Unit									
Decision Item	FY 2023	FY 2023	FY 2024	FY 2024	FY 2025	FY 2025	*****	*****	
Budget Object Summary	ACTUAL	ACTUAL	BUDGET	BUDGET	DEPT REQ	DEPT REQ	SECURED	SECURED	
Fund	DOLLAR	FTE	DOLLAR	FTE	DOLLAR	FTE	COLUMN	COLUMN	
ADULT HIGH SCHOOL EXPANSION									
CORE									
EXPENSE & EQUIPMENT									
BUDGET STABILIZATION	1,000,000	0.00	0	0.00	0	0.00	0	0.00	
TOTAL - EE	1,000,000	0.00	0	0.00	0	0.00	0	0.00	
PROGRAM-SPECIFIC									
BUDGET STABILIZATION	0	0.00	2,000,000	0.00	0	0.00	0	0.00	
TOTAL - PD	0	0.00	2,000,000	0.00	0	0.00	0	0.00	
TOTAL	1,000,000	0.00	2,000,000	0.00	0	0.00	0	0.00	
GRAND TOTAL	\$1,000,000	0.00	\$2,000,000	0.00	\$0	0.00	\$0	0.00	

DECISION ITEM DETAIL

Budget Unit	FY 2023	FY 2023	FY 2024	FY 2024	FY 2025	FY 2025	*****	*****
Decision Item	ACTUAL	ACTUAL	BUDGET	BUDGET	DEPT REQ	DEPT REQ	SECURED	SECURED
Budget Object Class	DOLLAR	FTE	DOLLAR	FTE	DOLLAR	FTE	COLUMN	COLUMN
ADULT HIGH SCHOOL EXPANSION								
CORE								
PROFESSIONAL SERVICES	1,000,000	0.00	0	0.00	0	0.00	0	0.00
TOTAL - EE	1,000,000	0.00	0	0.00	0	0.00	0	0.00
PROGRAM DISTRIBUTIONS	0	0.00	2,000,000	0.00	0	0.00	0	0.00
TOTAL - PD	0	0.00	2,000,000	0.00	0	0.00	0	0.00
GRAND TOTAL	\$1,000,000	0.00	\$2,000,000	0.00	\$0	0.00	\$0	0.00
GENERAL REVENUE	\$0	0.00	\$0	0.00	\$0	0.00		0.00
FEDERAL FUNDS	\$1,000,000	0.00	\$2,000,000	0.00	\$0	0.00		0.00
OTHER FUNDS	\$0	0.00	\$0	0.00	\$0	0.00		0.00

PROGRAM DESCRIPTION

Department: Social Services

HB Section(s): 11.230

Program Name: Adult High School Expansion (Excel Centers)

Program is found in the following core budget(s): Missouri Work Programs

1a. What strategic priority does this program address?

Move families to economic independence.

1b. What does this program do?

The Department of Social Services (DSS) provides funding for the expansion of the Excel Centers (Adult High Schools) through the creation of four (4) satellite locations. The Excel Centers offer high school at no cost to adults 21 and over through flexible class schedules, supportive relationships with staff, and a life coach who works with students to find solutions for life’s challenges that could hinder progress. While earning their diploma, students earn college credits and a variety of industry-recognized certifications in order to increase their earning potential. Excel Centers provide a drop-in center for child care at no cost to the student, transportation assistance, extended hours, and year-round operations to support students as they work toward the goal of earning a diploma.

2a. Provide an activity measure(s) for the program.

Measures will be available with data in April 2024.

2b. Provide a measure(s) of the program's quality.

Measures will be available with data in April 2024.

2c. Provide a measure(s) of the program's impact.

Measures will be available with data in April 2024.

2d. Provide a measure(s) of the program's efficiency.

Measures will be available with data in April 2024.

PROGRAM DESCRIPTION

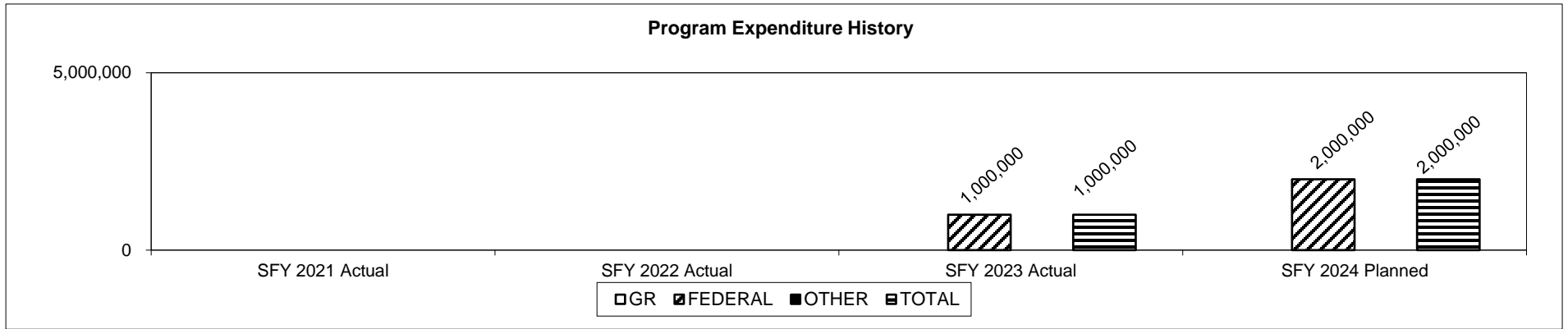
Department: Social Services

HB Section(s): 11.230

Program Name: Adult High School Expansion (Excel Centers)

Program is found in the following core budget(s): Missouri Work Programs

3. Provide actual expenditures for the prior three fiscal years and planned expenditures for the current fiscal year. (Note: Amounts do not include fringe benefit costs.)



SFY 2024 planned expenditures are net of reverted.

4. What are the sources of the "Other " funds?

N/A

5. What is the authorization for this program, i.e., federal or state statute, etc.? (Include the federal program number, if applicable.)

House Bill 3011 (DSS Appropriation Bill)

6. Are there federal matching requirements? If yes, please explain.

No.

7. Is this a federally mandated program? If yes, please explain.

No.

Core – Missouri Work Programs- Jobs League

CORE DECISION ITEM

Department: Social Services
 Division: Family Support
 Core: Missouri Work Program- Jobs League (Previously Summer Jobs)

Budget Unit: 90102C
 HB Section: 11.230

1. CORE FINANCIAL SUMMARY

	FY 2025 Budget Request					FY 2025 Governor's Recommendation			
	GR	Federal	Other	Total		GR	Federal	Other	Total
PS	0	0	0	0	PS		0	0	0
EE	0	0	0	0	EE	0	0	0	0
PSD	0	850,000	0	850,000	PSD	0	0	0	0
TRF	0	0	0	0	TRF	0	0	0	0
Total	0	850,000	0	850,000	Total	0	0	0	0
FTE	0.00	0.00	0.00	0.00	FTE	0.00	0.00	0.00	0.00

Est. Fringe	0	0	0	0
--------------------	---	---	---	---

Note: Fringes budgeted in House Bill 5 except for certain fringes budgeted directly to MoDOT, Highway Patrol, and Conservation.

Other Funds: N/A

Est. Fringe	0	0	0	0
--------------------	---	---	---	---

Note: Fringes budgeted in House Bill 5 except for certain fringes budgeted directly to MoDOT, Highway Patrol, and Conservation.

Other Funds: N/A

2. CORE DESCRIPTION

The Department of Social Services (DSS) provides funding to the Workforce Development Boards to help low-income youth, ages fourteen (14) through twenty-four (24), who qualify under Temporary Assistance for Needy Families (TANF), by providing opportunities to gain real-world skills through paid work experience. Jobs League meets TANF purpose two (2).

3. PROGRAM LISTING (list programs included in this core funding)

Jobs League Program (formerly Summer Jobs)

CORE DECISION ITEM

Department: Social Services

Budget Unit:

90102C

Division: Family Support

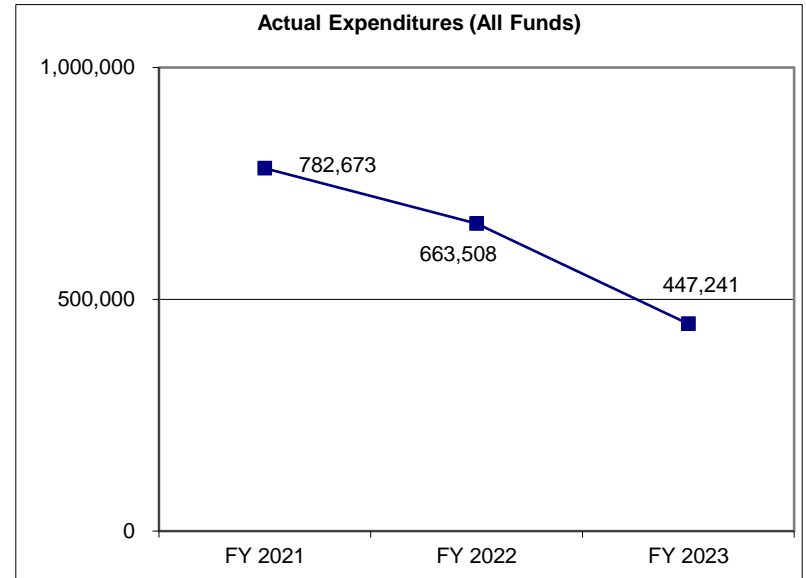
HB Section:

11.230

Core: Missouri Work Program- Jobs League (Previously Summer Jobs)

4. FINANCIAL HISTORY

	FY 2021 Actual	FY 2022 Actual	FY 2023 Actual	FY 2024 Current Yr.
Appropriation (All Funds)	4,000,000	850,000	850,000	1,500,000
Less Reverted (All Funds)	0	0	0	0
Less Restricted (All Funds)	0	0	0	0
Budget Authority (All Funds)	4,000,000	850,000	850,000	1,500,000
Actual Expenditures (All Funds)	782,673	663,508	447,241	
Unexpended (All Funds)	3,217,327	186,492	402,759	N/A
Unexpended, by Fund:				
General Revenue	0	0	0	N/A
Federal	3,217,327	186,492	402,759	N/A
Other	0	0	0	N/A
		(1)		(2)



*Current Year restricted amount is as of September 1, 2023.

Reverted includes the statutory three-percent reserve (when applicable).

Restricted includes any Governor's Expenditure Restriction (when applicable).

NOTES:

TANF Work programs were transferred to the Missouri Work Program in FY 2021.

(1) FY 2022 - There was a core reduction of \$3,150,000 FF.

(2) FY 2024 - There was an increase of \$650,000 FF.

CORE RECONCILIATION DETAIL

**DEPARTMENT OF SOCIAL SERVICES
TANF SUMMER JOBS PROGRAM**

5. CORE RECONCILIATION DETAIL

	Budget Class	FTE	GR	Federal	Other	Total	Explanation
TAFP AFTER VETOES							
	PD	0.00	0	1,500,000	0	1,500,000	
	Total	0.00	0	1,500,000	0	1,500,000	
DEPARTMENT CORE ADJUSTMENTS							
1x Expenditures	227 6507 PD	0.00	0	(650,000)	0	(650,000)	Core reduction of one-time funding.
	NET DEPARTMENT CHANGES	0.00	0	(650,000)	0	(650,000)	
DEPARTMENT CORE REQUEST							
	PD	0.00	0	850,000	0	850,000	
	Total	0.00	0	850,000	0	850,000	
GOVERNOR'S RECOMMENDED CORE							
	PD	0.00	0	850,000	0	850,000	
	Total	0.00	0	850,000	0	850,000	

DECISION ITEM SUMMARY

Budget Unit									
Decision Item	FY 2023	FY 2023	FY 2024	FY 2024	FY 2025	FY 2025	*****	*****	
Budget Object Summary	ACTUAL	ACTUAL	BUDGET	BUDGET	DEPT REQ	DEPT REQ	SECURED	SECURED	
Fund	DOLLAR	FTE	DOLLAR	FTE	DOLLAR	FTE	COLUMN	COLUMN	
TANF SUMMER JOBS PROGRAM									
CORE									
EXPENSE & EQUIPMENT									
TEMP ASSIST NEEDY FAM FEDERAL	1,903	0.00	0	0.00	0	0.00	0	0.00	
TOTAL - EE	1,903	0.00	0	0.00	0	0.00	0	0.00	
PROGRAM-SPECIFIC									
TEMP ASSIST NEEDY FAM FEDERAL	445,338	0.00	1,500,000	0.00	850,000	0.00	0	0.00	
TOTAL - PD	445,338	0.00	1,500,000	0.00	850,000	0.00	0	0.00	
TOTAL	447,241	0.00	1,500,000	0.00	850,000	0.00	0	0.00	
GRAND TOTAL	\$447,241	0.00	\$1,500,000	0.00	\$850,000	0.00	\$0	0.00	

DECISION ITEM DETAIL

Budget Unit	FY 2023	FY 2023	FY 2024	FY 2024	FY 2025	FY 2025	*****	*****
Decision Item	ACTUAL	ACTUAL	BUDGET	BUDGET	DEPT REQ	DEPT REQ	SECURED	SECURED
Budget Object Class	DOLLAR	FTE	DOLLAR	FTE	DOLLAR	FTE	COLUMN	COLUMN
TANF SUMMER JOBS PROGRAM								
CORE								
PROFESSIONAL SERVICES	1,903	0.00	0	0.00	0	0.00	0	0.00
TOTAL - EE	1,903	0.00	0	0.00	0	0.00	0	0.00
PROGRAM DISTRIBUTIONS	445,338	0.00	1,500,000	0.00	850,000	0.00	0	0.00
TOTAL - PD	445,338	0.00	1,500,000	0.00	850,000	0.00	0	0.00
GRAND TOTAL	\$447,241	0.00	\$1,500,000	0.00	\$850,000	0.00	\$0	0.00
GENERAL REVENUE	\$0	0.00	\$0	0.00	\$0	0.00		0.00
FEDERAL FUNDS	\$447,241	0.00	\$1,500,000	0.00	\$850,000	0.00		0.00
OTHER FUNDS	\$0	0.00	\$0	0.00	\$0	0.00		0.00

PROGRAM DESCRIPTION

Department: Social Services

HB Section(s): 11.230

Program Name: Jobs League (Previously Summer Jobs)

Program is found in the following core budget(s): Missouri Work Programs


1a. What strategic priority does this program address?

Move families to economic independence.

1b. What does this program do?

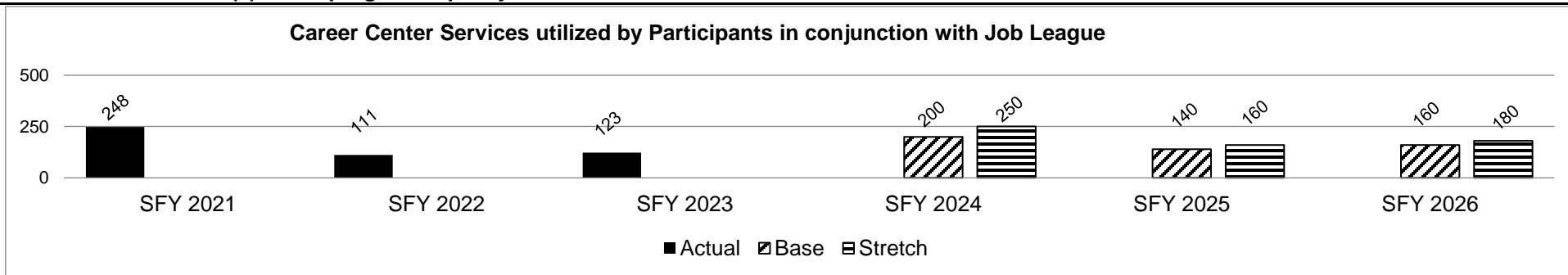
The Department of Social Services (DSS) provides funding to the Workforce Development Boards to administer the Jobs League Program. Previously this program was known as Summer Jobs; however, it operates year round. This program helps low-income youth, ages fourteen (14) through twenty-four (24), who qualify under Temporary Assistance for Needy Families (TANF), by providing opportunities to gain real-world skills through paid work experience.

2a. Provide an activity measure(s) for the program.



Note: Projections reflect an increased one-time appropriation in SFY 2024.

2b. Provide a measure(s) of the program's quality.



Note: Projections reflect an increased one-time appropriation in SFY 2024.

PROGRAM DESCRIPTION

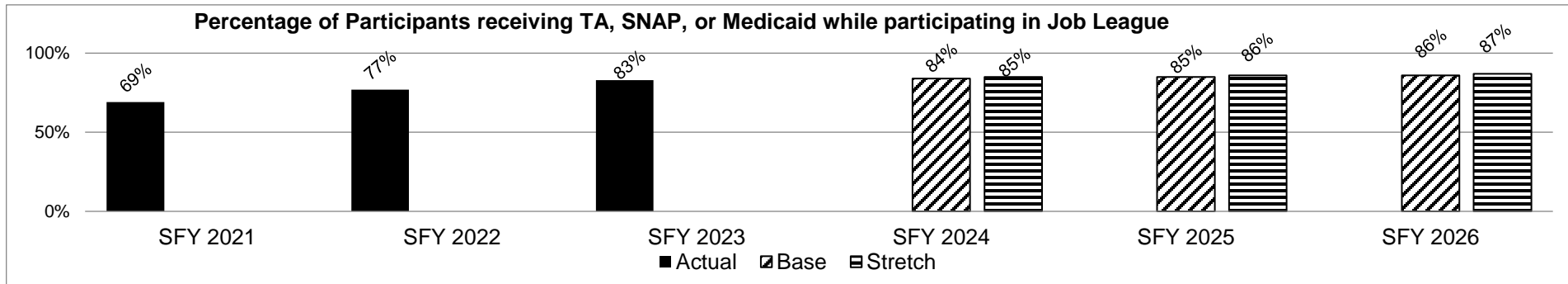
Department: Social Services

HB Section(s): 11.230

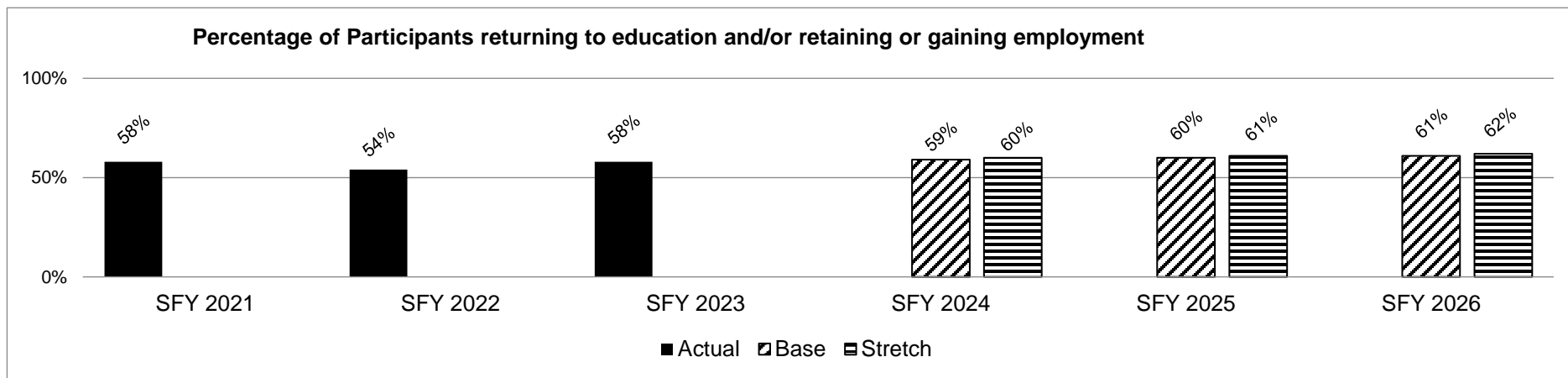
Program Name: Jobs League (Previously Summer Jobs)

Program is found in the following core budget(s): Missouri Work Programs

2c. Provide a measure(s) of the program's impact.



2d. Provide a measure(s) of the program's efficiency.



PROGRAM DESCRIPTION

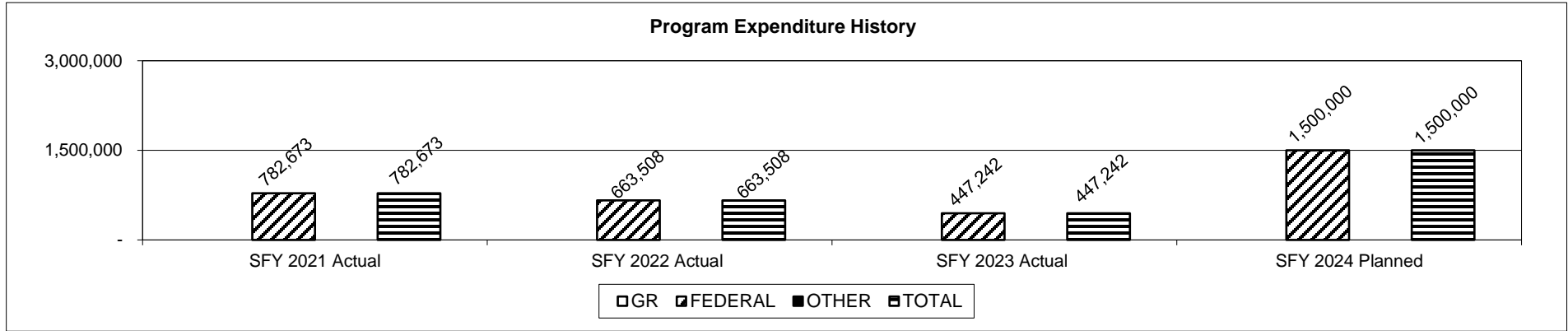
Department: Social Services

HB Section(s): 11.230

Program Name: Jobs League (Previously Summer Jobs)

Program is found in the following core budget(s): Missouri Work Programs

3. Provide actual expenditures for the prior three fiscal years and planned expenditures for the current fiscal year. (Note: Amounts do not include fringe benefit costs.)



4. What are the sources of the "Other " funds?

N/A

5. What is the authorization for this program, i.e., federal or state statute, etc.? (Include the federal program number, if applicable.)

State statute: Section 208.040, RSMo. Federal law: PL 104-193 and PRWORA of 1996.

6. Are there federal matching requirements? If yes, please explain.

There is a state Maintenance of Effort (MOE) required to earn the TANF block grant. Expenditures from other programs also provide state MOE required to earn the TANF block grant.

7. Is this a federally mandated program? If yes, please explain.

No.

Jobs League Providers:**Allocations SFY 2024****Central Workforce Development Region**

1107 Kingshighway
Rolla, MO 65401
Phone: (573) 426-2946
Fax: (573) 364-7130

TANF: \$65,000

Workforce Investment Board of Southeast Missouri

1021 Kingshighway, Suite 1
Cape Girardeau, MO 63703
Phone: (573) 334-0990 ext. 302
Fax: (573) 334-0335

TANF: \$75,000

Workforce Investment Board of Southwest Missouri

730 S Wall Avenue
Joplin, MO 64802
Phone: (417) 625-9915
Fax: (417) 206-0022

TANF: \$30,000

Northwest Workforce Development Board (combined with Northeast)

912 Main Street
Trenton , MO 64683
Phone: (660) 359-3622 ext. 1234
Fax: (660) 359-3082

TANF: \$70,000
NW: \$20,000
NE: \$50,000

Kansas City & Vicinity/Full Employment Council

1740 Paseo
Kansas City , MO 64108
Phone: (816) 471-2330 ext. 1256
Fax: (816) 471-0132

TANF: \$270,000

SLATE – St. Louis Agency on Training and Employment

1520 Market Street, Room 3050
St. Louis, MO 63103-2634
Phone: (314) 657-3557
Fax: (314) 641-8440

TANF: \$130,000

Office of Workforce Development - St. Louis County Dept of Human Service

715 Northwest Plaza Drive
St. Ann, MO 63074
Phone: (314) 615-6033
Fax: (314) 615-6087

TANF: \$65,000

Jefferson/Franklin Consortium

3675 W. Outer Road, Suite 201
Arnold, MO 63010
Phone: (636) 524-8589
Fax: (636) 287-1245

TANF: \$25,000

Department of Workforce Development City of Springfield

2900 E. Sunshine St.
Springfield, MO 65804
Phone: (417) 887-4343
Fax: (417) 841-1811

TANF: \$120,000

Total Contracts: \$850,000

**Core – Missouri Work
Programs- Jobs for
America’s Graduates
(JAG)**

CORE DECISION ITEM

Department: Social Services
 Division: Family Support
 Core: Missouri Work Program- Jobs for America's Graduates

Budget Unit: 90104C
 HB Section: 11.230

1. CORE FINANCIAL SUMMARY

	FY 2025 Budget Request			
	GR	Federal	Other	Total
PS	0	0	0	0
EE	0	0	0	0
PSD	0	3,750,000	0	3,750,000
TRF	0	0	0	0
Total	0	3,750,000	0	3,750,000
FTE	0.00	0.00	0.00	0.00

	FY 2025 Governor's Recommendation			
	GR	Federal	Other	Total
PS	0	0	0	0
EE	0	0	0	0
PSD	0	0	0	0
TRF	0	0	0	0
Total	0	0	0	0
FTE	0.00	0.00	0.00	0.00

Est. Fringe	0	0	0	0
--------------------	---	---	---	---

Note: Fringes budgeted in House Bill 5 except for certain fringes budgeted directly to MoDOT, Highway Patrol, and Conservation.

Other Funds: N/A

Est. Fringe	0	0	0	0
--------------------	---	---	---	---

Note: Fringes budgeted in House Bill 5 except for certain fringes budgeted directly to MoDOT, Highway Patrol, and Conservation.

Other Funds: N/A

2. CORE DESCRIPTION

The Department of Social Services (DSS) provides Temporary Assistance for Needy Families (TANF) block grant funding for the Jobs for America's Graduates (JAG) program. JAG provides school services to help at-risk youth graduate high school and successfully transition to post-secondary education or meaningful employment. This program meets TANF purpose three (3).

3. PROGRAM LISTING (list programs included in this core funding)

Jobs for America's Graduates (JAG)

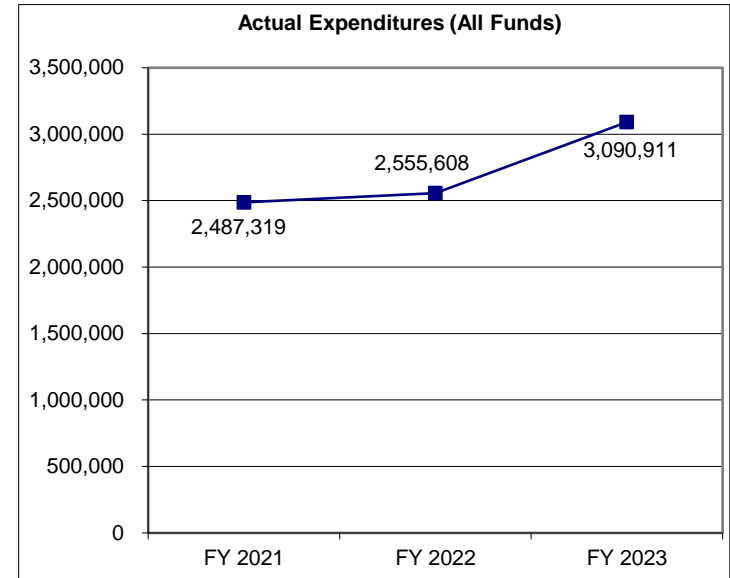
CORE DECISION ITEM

Department: Social Services
Division: Family Support
Core: Missouri Work Program- Jobs for America's Graduates

Budget Unit: 90104C
HB Section: 11.230

4. FINANCIAL HISTORY

	FY 2021	FY 2022	FY 2023	FY 2024
	Actual	Actual	Actual	Current Yr.
Appropriation (All Funds)	2,750,000	2,750,000	3,250,000	3,750,000
Less Reverted (All Funds)	0	0	0	0
Less Restricted (All Funds)	0	0	0	0
Budget Authority (All Funds)	2,750,000	2,750,000	3,250,000	3,750,000
Actual Expenditures (All Funds)	2,487,319	2,555,608	3,090,911	N/A
Unexpended (All Funds)	262,681	194,392	159,089	N/A
Unexpended, by Fund:				
General Revenue	0	0	0	N/A
Federal	262,681	194,392	159,089	N/A
Other	0	0	0	N/A
	(1)		(2)	(3)



*Current Year restricted amount is as of September 1, 2023.
 Reverted includes the statutory three-percent reserve (when applicable).
 Restricted includes any Governor's Expenditure Restriction (when applicable).

NOTES:

- TANF Work programs were transferred to the Missouri Work Program in FY 2021.
- (1)** FY 2021 - There was a core increase of \$750,000 FF.
- (2)** FY 2023 - There was a core increase of \$500,000 FF.
- (3)** FY 2023 - There was a supplemental increase of \$500,000 FF.

CORE RECONCILIATION DETAIL

**DEPARTMENT OF SOCIAL SERVICES
TANF JOBS FOR AMERICAN GRADS**

5. CORE RECONCILIATION DETAIL

	Budget Class	FTE	GR	Federal	Other	Total	Explanation
TAFP AFTER VETOES							
	PD	0.00	0	3,750,000	0	3,750,000	
	Total	0.00	0	3,750,000	0	3,750,000	
DEPARTMENT CORE REQUEST							
	PD	0.00	0	3,750,000	0	3,750,000	
	Total	0.00	0	3,750,000	0	3,750,000	
GOVERNOR'S RECOMMENDED CORE							
	PD	0.00	0	3,750,000	0	3,750,000	
	Total	0.00	0	3,750,000	0	3,750,000	

DECISION ITEM SUMMARY

Budget Unit								
Decision Item	FY 2023	FY 2023	FY 2024	FY 2024	FY 2025	FY 2025	*****	*****
Budget Object Summary	ACTUAL	ACTUAL	BUDGET	BUDGET	DEPT REQ	DEPT REQ	SECURED	SECURED
Fund	DOLLAR	FTE	DOLLAR	FTE	DOLLAR	FTE	COLUMN	COLUMN
TANF JOBS FOR AMERICAN GRADS								
CORE								
PROGRAM-SPECIFIC								
TEMP ASSIST NEEDY FAM FEDERAL	3,090,911	0.00	3,750,000	0.00	3,750,000	0.00	0	0.00
TOTAL - PD	3,090,911	0.00	3,750,000	0.00	3,750,000	0.00	0	0.00
TOTAL	3,090,911	0.00	3,750,000	0.00	3,750,000	0.00	0	0.00
GRAND TOTAL	\$3,090,911	0.00	\$3,750,000	0.00	\$3,750,000	0.00	\$0	0.00

DECISION ITEM DETAIL

Budget Unit	FY 2023	FY 2023	FY 2024	FY 2024	FY 2025	FY 2025	*****	*****
Decision Item	ACTUAL	ACTUAL	BUDGET	BUDGET	DEPT REQ	DEPT REQ	SECURED	SECURED
Budget Object Class	DOLLAR	FTE	DOLLAR	FTE	DOLLAR	FTE	COLUMN	COLUMN
TANF JOBS FOR AMERICAN GRADS								
CORE								
PROGRAM DISTRIBUTIONS	3,090,911	0.00	3,750,000	0.00	3,750,000	0.00	0	0.00
TOTAL - PD	3,090,911	0.00	3,750,000	0.00	3,750,000	0.00	0	0.00
GRAND TOTAL	\$3,090,911	0.00	\$3,750,000	0.00	\$3,750,000	0.00	\$0	0.00
GENERAL REVENUE	\$0	0.00	\$0	0.00	\$0	0.00		0.00
FEDERAL FUNDS	\$3,090,911	0.00	\$3,750,000	0.00	\$3,750,000	0.00		0.00
OTHER FUNDS	\$0	0.00	\$0	0.00	\$0	0.00		0.00

PROGRAM DESCRIPTION

Department: Social Services

HB Section(s): 11.230

Program Name: Jobs for America's Graduates

Program is found in the following core budget(s): Missouri Work Programs

1a. What strategic priority does this program address?

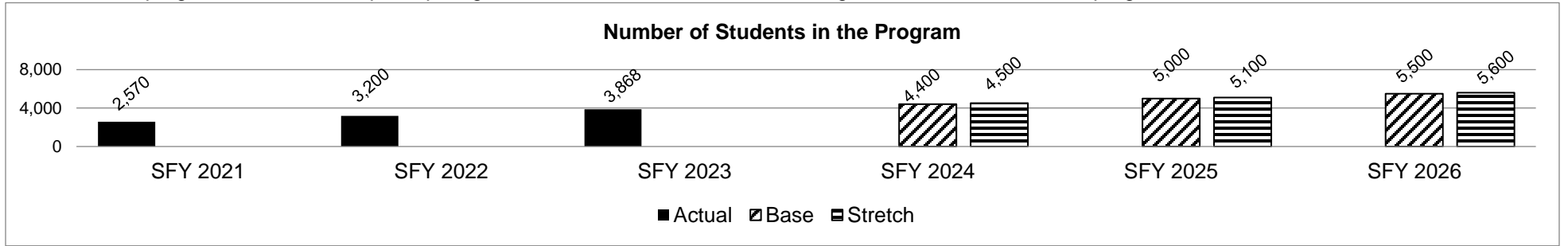
Coordinate and align work programs to support meaningful, sustainable employment.

1b. What does this program do?

The Department of Social Services (DSS) provides funding for the JAG-Missouri program. The grant funding is allocated to one hundred five (105) programs in seventy (70) school districts, to help at-risk middle and high school students by providing classroom and work-based learning experiences. The goal is for students to make a successful transition to post-secondary education and meaningful employment, with self-sustaining wages to decrease the need for government assistance.

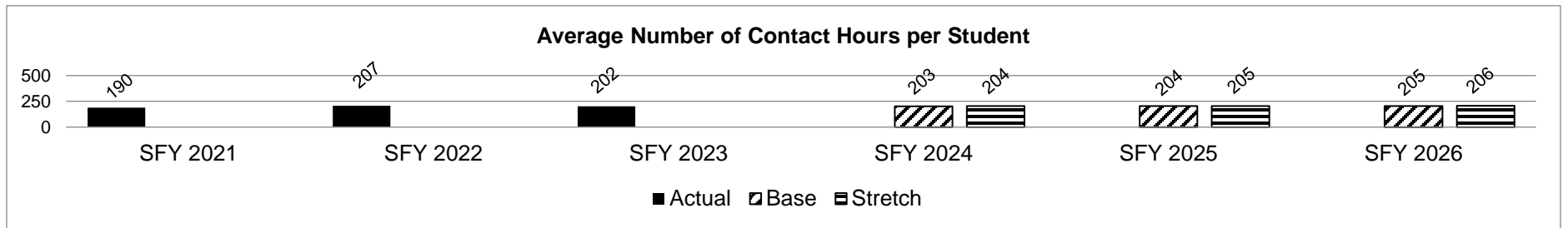
2a. Provide an activity measure(s) for the program.

The JAG program works with the participating schools to enroll at-risk middle and high school students into the program.



2b. Provide a measure(s) of the program's quality.

The JAG program measures the average number of contact hours with the students. The goal is to increase these hours both in school and through extracurricular activities. Nationally, the required contact hours are 120.



*In SFY 2021, the contact hours increased due to students attending hybrid, virtual and on-site classes due to COVID-19.

PROGRAM DESCRIPTION

Department: Social Services

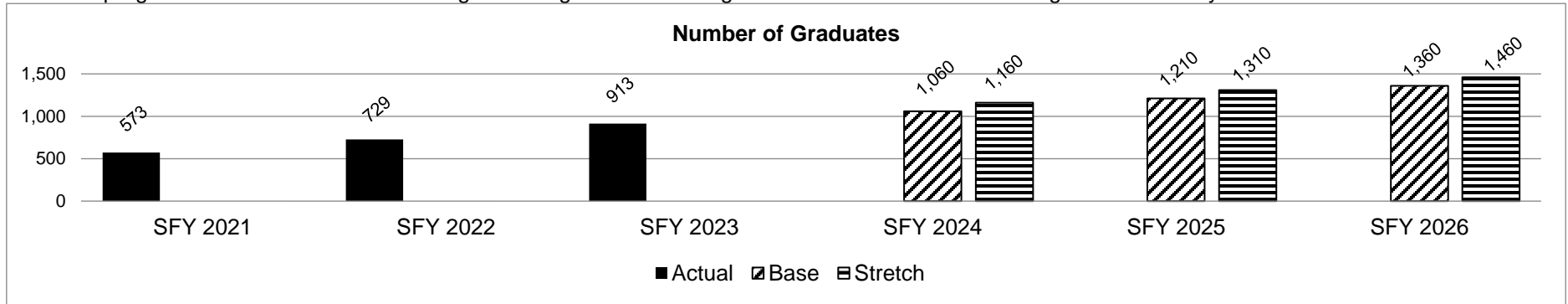
HB Section(s): 11.230

Program Name: Jobs for America's Graduates

Program is found in the following core budget(s): Missouri Work Programs

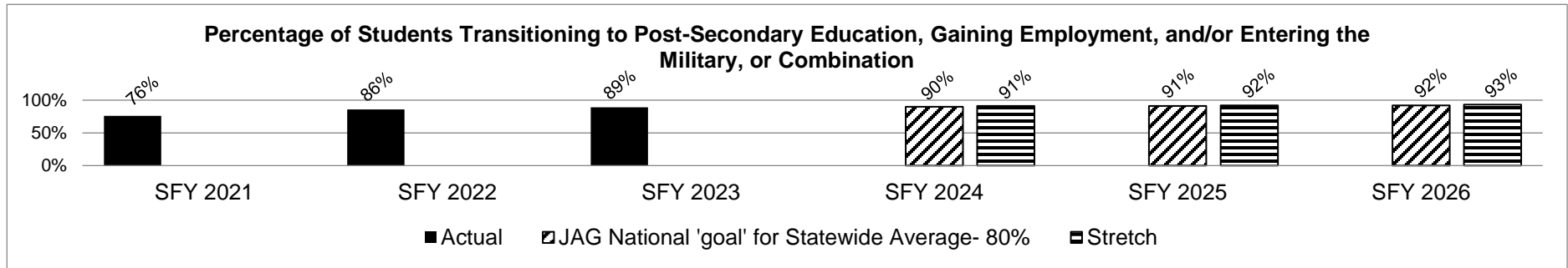
2c. Provide a measure(s) of the program's impact.

The JAG program measures the number of high school graduates. The goal is to increase the number of graduates each year.



2d. Provide a measure(s) of the program's efficiency.

The JAG program measures students in the first year after they have left. The goal is to continue to increase those transitioning into education, employment and the military.



PROGRAM DESCRIPTION

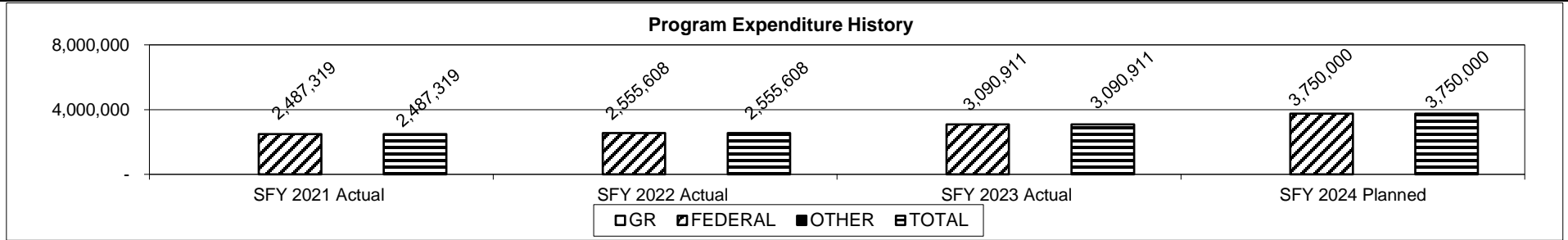
Department: Social Services

HB Section(s): 11.230

Program Name: Jobs for America's Graduates

Program is found in the following core budget(s): Missouri Work Programs

3. Provide actual expenditures for the prior three fiscal years and planned expenditures for the current fiscal year. (Note: Amounts do not include fringe benefit costs.)



4. What are the sources of the "Other " funds?

N/A

5. What is the authorization for this program, i.e., federal or state statute, etc.? (Include the federal program number, if applicable.)

State statute: Section 208.040, RSMo. Federal law: PL 104-193 and PRWORA of 1996.

6. Are there federal matching requirements? If yes, please explain.

Expenditures for the Temporary Assistance for Needy Families (TANF) are claimed based on program requirements. Expenditures of the TANF block grant are reimbursed at 100% FF, not to exceed the block grant amount. State Maintenance of Effort (MOE) is required to earn the full TANF block grant. Expenditures that meet MOE requirements are used to satisfy the amount required to earn the TANF block grant.

7. Is this a federally mandated program? If yes, please explain.

No.

Core – Community Work Support

CORE DECISION ITEM

Department: Social Services
 Division: Family Support
 Core: Missouri Work Program- Community Work Support

Budget Unit: 90101C
 HB Section: 11.230

1. CORE FINANCIAL SUMMARY

	FY 2025 Budget Request					FY 2025 Governor's Recommendation			
	GR	Federal	Other	Total		GR	Federal	Other	Total
PS	0	0	0	0	PS	0	0	0	0
EE	1,855,554	0	0	1,855,554	EE	0	0	0	0
PSD	0	12,867,755	0	12,867,755	PSD	0	0	0	0
TRF	0	0	0	0	TRF	0	0	0	0
Total	1,855,554	12,867,755	0	14,723,309	Total	0	0	0	0
FTE	0.00	0.00	0.00	0.00	FTE	0.00	0.00	0.00	0.00

Est. Fringe	0	0	0	0
--------------------	---	---	---	---

Note: Fringes budgeted in House Bill 5 except for certain fringes budgeted directly to MoDOT, Highway Patrol, and Conservation.

Other Funds: N/A

Est. Fringe	0	0	0	0
--------------------	---	---	---	---

Note: Fringes budgeted in House Bill 5 except for certain fringes budgeted directly to MoDOT, Highway Patrol, and Conservation.

Other Funds: N/A

2. CORE DESCRIPTION

The Department of Social Services (DSS) provides Temporary Assistance for Needy Families (TANF) block grant funding for the Missouri Work Assistance (MWA) program funded. The MWA providers also serve SkillUP and Older Youth recipients. MWA meets TANF purpose two (2).

3. PROGRAM LISTING (list programs included in this core funding)

Missouri Work Assistance (MWA)

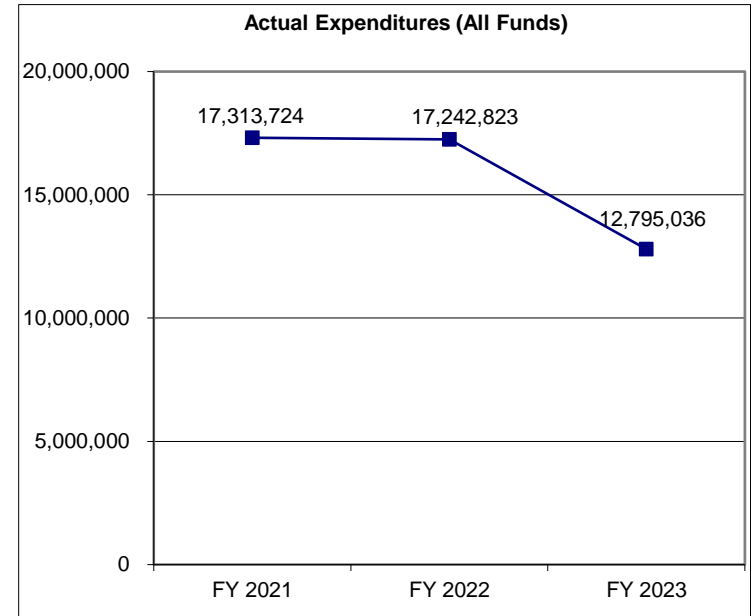
CORE DECISION ITEM

Department: Social Services
Division: Family Support
Core: Missouri Work Program- Community Work Support

Budget Unit: 90101C
HB Section: 11.230

4. FINANCIAL HISTORY

	FY 2021	FY 2022	FY 2023	FY 2024
	Actual	Actual	Actual	Current Yr.
Appropriation (All Funds)	26,033,757	21,156,159	14,723,309	14,723,309
Less Reverted (All Funds)	(55,667)	(55,667)	(55,667)	(55,667)
Less Restricted (All Funds)	0	0	0	0
Budget Authority (All Funds)	<u>25,978,090</u>	<u>21,100,492</u>	<u>14,667,642</u>	<u>14,667,642</u>
Actual Expenditures (All Funds)	<u>17,313,724</u>	<u>17,242,823</u>	<u>12,795,036</u>	N/A
Unexpended (All Funds)	<u>8,664,366</u>	<u>3,857,669</u>	<u>1,872,606</u>	N/A
Unexpended, by Fund:				
General Revenue	0	5,991	2,601	N/A
Federal	8,664,366	3,851,678	1,870,005	N/A
Other	0	0	0	N/A
	(1)	(2)	(3)	



*Current Year restricted amount is as of September 1, 2023.
 Reverted includes the statutory three-percent reserve (when applicable).
 Restricted includes any Governor's Expenditure Restriction (when applicable).

NOTES:

- TANF Work programs were transferred to the Missouri Work Program in FY 2021.
- (1)** FY 2021 - There was core reduction of \$8,716,455 FF.
 - (2)** FY 2022 - There was core reduction of \$4,877,598 FF.
 - (3)** FY 2023 - There was a core reallocation decrease of \$2,932,850 FF and a core reduction of \$3,000,000 FF.

CORE RECONCILIATION DETAIL

**DEPARTMENT OF SOCIAL SERVICES
COMMUNITY WORK SUPPORT**

5. CORE RECONCILIATION DETAIL

	Budget Class	FTE	GR	Federal	Other	Total	Explanation
TAFP AFTER VETOES							
	EE	0.00	1,855,554	0	0	1,855,554	
	PD	0.00	0	13,867,755	0	13,867,755	
	Total	0.00	1,855,554	13,867,755	0	15,723,309	
DEPARTMENT CORE ADJUSTMENTS							
1x Expenditures	224 8387 PD	0.00	0	(250,000)	0	(250,000)	Core reduction of one-time funding.
Core Reallocation	1361 8387 PD	0.00	0	(750,000)	0	(750,000)	Core reallocation to HB 11.155 due to HB reorder.
	NET DEPARTMENT CHANGES	0.00	0	(1,000,000)	0	(1,000,000)	
DEPARTMENT CORE REQUEST							
	EE	0.00	1,855,554	0	0	1,855,554	
	PD	0.00	0	12,867,755	0	12,867,755	
	Total	0.00	1,855,554	12,867,755	0	14,723,309	
GOVERNOR'S RECOMMENDED CORE							
	EE	0.00	1,855,554	0	0	1,855,554	
	PD	0.00	0	12,867,755	0	12,867,755	
	Total	0.00	1,855,554	12,867,755	0	14,723,309	

DECISION ITEM SUMMARY

Budget Unit								
Decision Item	FY 2023	FY 2023	FY 2024	FY 2024	FY 2025	FY 2025	*****	*****
Budget Object Summary	ACTUAL	ACTUAL	BUDGET	BUDGET	DEPT REQ	DEPT REQ	SECURED	SECURED
Fund	DOLLAR	FTE	DOLLAR	FTE	DOLLAR	FTE	COLUMN	COLUMN
COMMUNITY WORK SUPPORT								
CORE								
EXPENSE & EQUIPMENT								
GENERAL REVENUE	1,797,286	0.00	1,855,554	0.00	1,855,554	0.00	0	0.00
TEMP ASSIST NEEDY FAM FEDERAL	10,980,021	0.00	0	0.00	0	0.00	0	0.00
TOTAL - EE	12,777,307	0.00	1,855,554	0.00	1,855,554	0.00	0	0.00
PROGRAM-SPECIFIC								
TEMP ASSIST NEEDY FAM FEDERAL	917,729	0.00	13,867,755	0.00	12,867,755	0.00	0	0.00
TOTAL - PD	917,729	0.00	13,867,755	0.00	12,867,755	0.00	0	0.00
TOTAL	13,695,036	0.00	15,723,309	0.00	14,723,309	0.00	0	0.00
GRAND TOTAL	\$13,695,036	0.00	\$15,723,309	0.00	\$14,723,309	0.00	\$0	0.00

DECISION ITEM DETAIL

Budget Unit	FY 2023	FY 2023	FY 2024	FY 2024	FY 2025	FY 2025	*****	*****
Decision Item	ACTUAL	ACTUAL	BUDGET	BUDGET	DEPT REQ	DEPT REQ	SECURED	SECURED
Budget Object Class	DOLLAR	FTE	DOLLAR	FTE	DOLLAR	FTE	COLUMN	COLUMN
COMMUNITY WORK SUPPORT								
CORE								
PROFESSIONAL SERVICES	12,777,307	0.00	1,855,554	0.00	1,855,554	0.00	0	0.00
TOTAL - EE	12,777,307	0.00	1,855,554	0.00	1,855,554	0.00	0	0.00
PROGRAM DISTRIBUTIONS	917,729	0.00	13,867,755	0.00	12,867,755	0.00	0	0.00
TOTAL - PD	917,729	0.00	13,867,755	0.00	12,867,755	0.00	0	0.00
GRAND TOTAL	\$13,695,036	0.00	\$15,723,309	0.00	\$14,723,309	0.00	\$0	0.00
GENERAL REVENUE	\$1,797,286	0.00	\$1,855,554	0.00	\$1,855,554	0.00		0.00
FEDERAL FUNDS	\$11,897,750	0.00	\$13,867,755	0.00	\$12,867,755	0.00		0.00
OTHER FUNDS	\$0	0.00	\$0	0.00	\$0	0.00		0.00

PROGRAM DESCRIPTION

Department: Social Services

HB Section(s): 11.230

Program Name: Community Work Support

Program is found in the following core budget(s): Missouri Work Programs

1a. What strategic priority does this program address?

Coordinate and align work programs to support meaningful, sustainable employment.

1b. What does this program do?

The Department of Social Services (DSS) awards Missouri Work Assistance (MWA) grant funding through a bid process. These funds allow Temporary Assistance (TA) recipients the opportunity to receive job readiness, employability skills, short-term training, and wrap-around services to reduce the need for government benefits through family supporting employment. The MWA providers also serve SkillUP and Older Youth recipients.

The SkillUP program helps unemployed and underemployed Supplemental Nutrition Assistance Program (SNAP) recipients by providing employment and training opportunities for recipients who are 16-24 years old, or 25 years and older with a child(ren). SkillUP rapidly connects SNAP recipients to employment or better employment with increased wages through short-term training programs and skill building. All SkillUP activity measures are reflected in the SkillUP section.

The Older Youth Program assists Foster Care youth in planning for their future. Beginning January 2022, MWA provides youth ages 16-23 with life skills, education, and employment services. The youth receive an array of services such as career exploration and planning, training, employability skills, and on-the-job training. The program is to help guide and assist older youth in gaining the necessary knowledge, skills, and abilities.

TANF funds support Department of Corrections (DOC) Reentry Efforts as the agencies share many recipients who have historically been provided benefits. The current projects include HVAC training and manufacturing training. This funding also supports Truck Readiness Education and Driving (TREAD) program through 3 Rivers College in Poplar Bluff. TREAD uses a truck simulator and hands on driving to allow eligible individuals to obtain their CDL.

PROGRAM DESCRIPTION

Department: Social Services

HB Section(s): 11.230

Program Name: Community Work Support

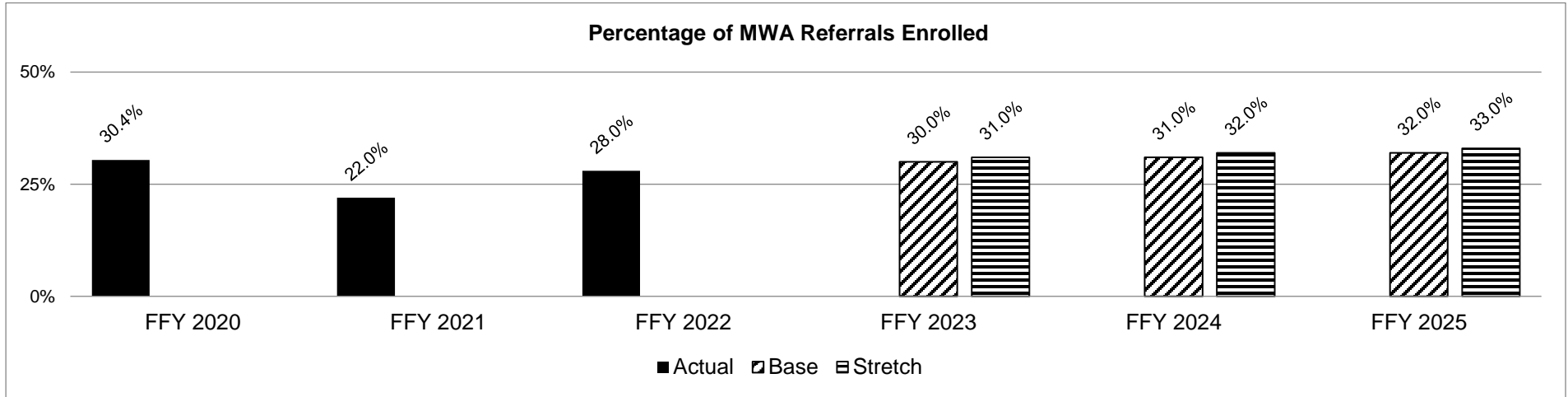
Program is found in the following core budget(s): Missouri Work Programs

2a. Provide an activity measure(s) for the program.

TANF recipients who are mandatory and voluntary participants are electronically referred to MWA contractors to provide employment and training services. The participant is assessed by addressing participant's goals, strengths, and barriers. Participants must engage in work activities for a required number of hours depending on the household composition, which lead to employment or will no longer receive TANF.

If a mandatory participant chooses not to participate in the MWA program for the required hours, there is a 16 week process in which TANF benefits are reduced by 50% and then the case is closed for non-cooperation.

Note: The ACF requires states to meet a Work Participation Rate (WPR); however, Missouri's required rate is nominal as the caseload continues to decrease. Missouri does not currently focus on the WPR, and instead focuses on the participant's best interest and outcomes.



Note: The graph was changed from SFY to FFY, prior years changed accordingly.

PROGRAM DESCRIPTION

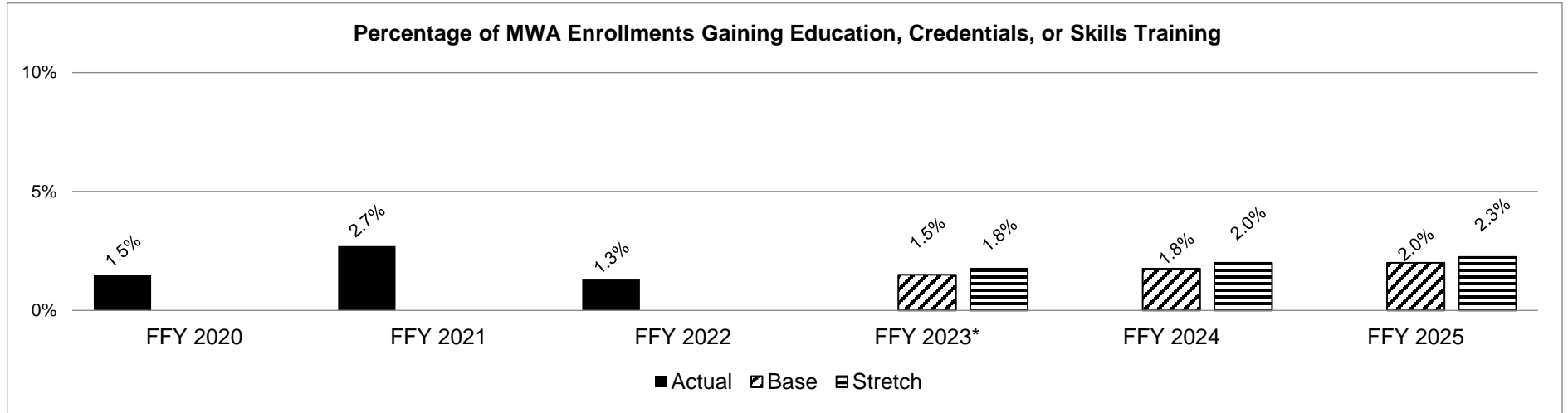
Department: Social Services

HB Section(s): 11.230

Program Name: Community Work Support

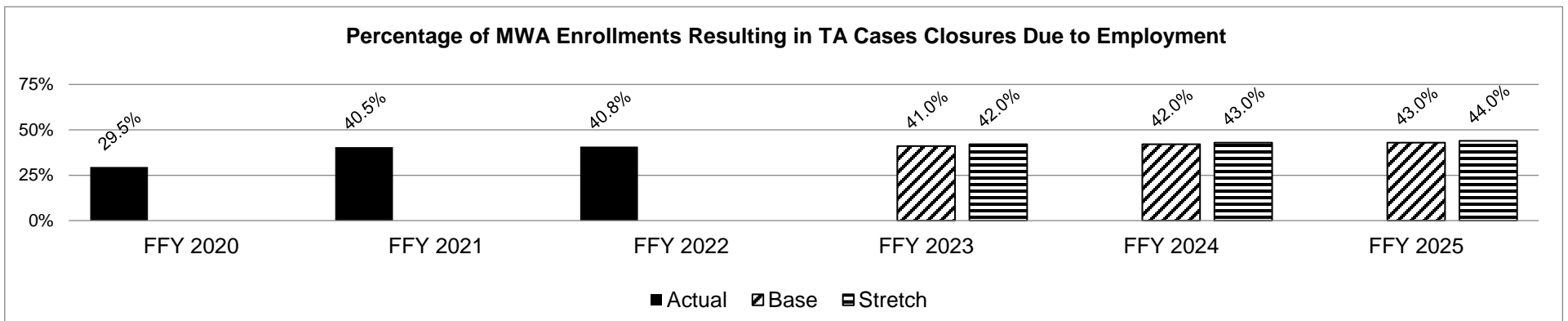
Program is found in the following core budget(s): Missouri Work Programs

2b. Provide a measure(s) of the program's quality.



*FFY 2023 projections have been reduced as a result of the core reduction that occurred in SFY 2023 which will impact funding for education.

2c. Provide a measure(s) of the program's impact.



PROGRAM DESCRIPTION

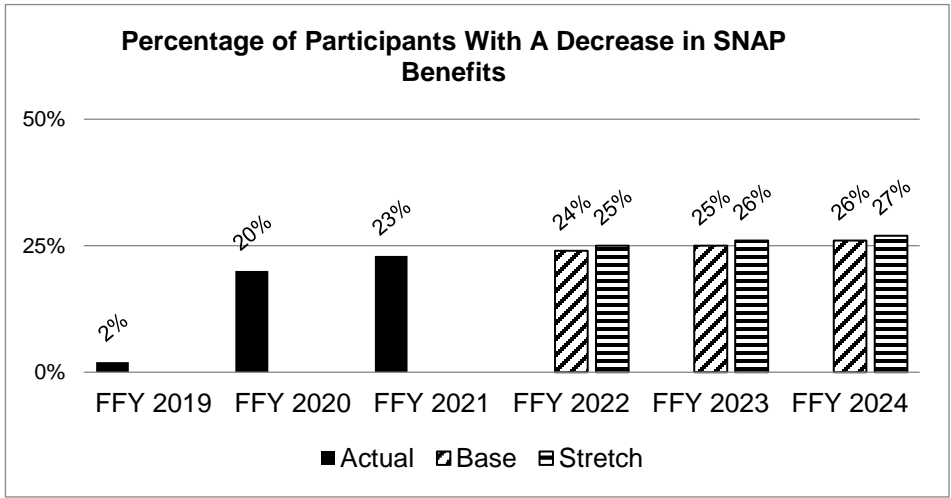
Department: Social Services

HB Section(s): 11.230

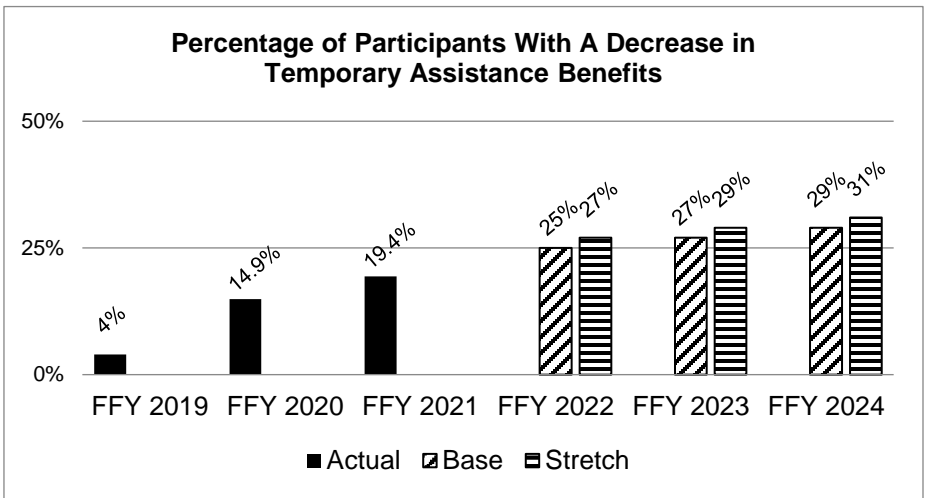
Program Name: Community Work Support

Program is found in the following core budget(s): Missouri Work Programs

2d. Provide a measure(s) of the program's efficiency.



FFY 2022 data will be available in the Governor's Recommendation.



FFY 2022 data will be available in the Governor's Recommendation

PROGRAM DESCRIPTION

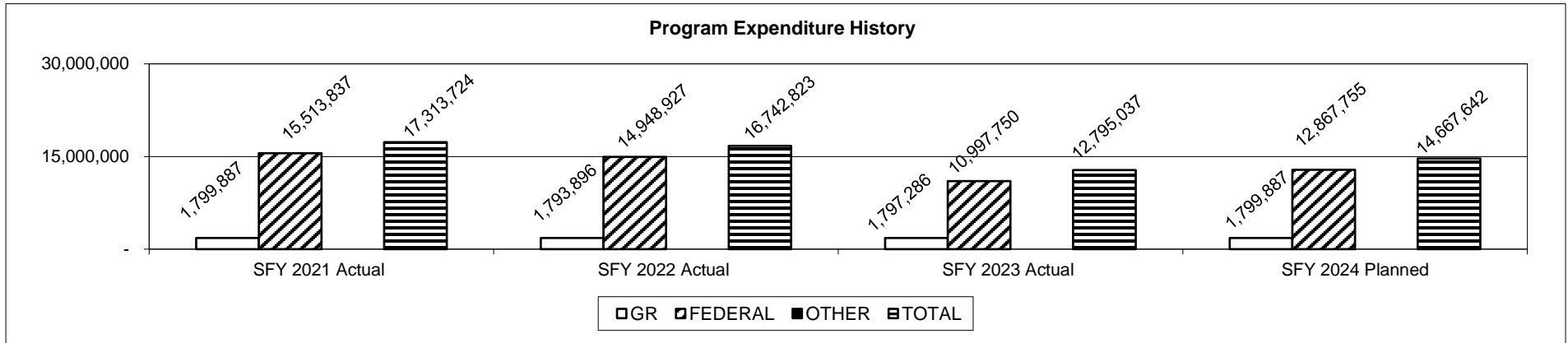
Department: Social Services

HB Section(s): 11.230

Program Name: Community Work Support

Program is found in the following core budget(s): Missouri Work Programs

3. Provide actual expenditures for the prior three fiscal years and planned expenditures for the current fiscal year. (Note: Amounts do not include fringe benefit costs.)



SFY 2024 Planned is net of reverted.

4. What are the sources of the "Other" funds?

N/A

5. What is the authorization for this program, i.e., federal or state statute, etc.? (Include the federal program number, if applicable.)

State statute: Section 208.040, RSMo. Federal law: PL 104-193 and PRWORA of 1996.

6. Are there federal matching requirements? If yes, please explain.

Expenditures for the Temporary Assistance for Needy Families (TANF) are claimed based on program requirements. Expenditures of the TANF block grant are reimbursed at 100% FF, not to exceed the block grant amount. State Maintenance of Effort (MOE) is required to earn the full TANF block grant. Expenditures that meet MOE requirements are used to satisfy the amount required to earn the TANF block grant.

7. Is this a federally mandated program? If yes, please explain.

Yes. PL 104-193 and PRWORA of 1996.

Missouri Work Assistance (MWA) Agencies

REGION	AGENCY	SFY 2024 Estimated Award Amount
1	Equus Andrew, Atchison, Buchanan, Caldwell, Clinton, Davies, DeKalb, Gentry, Grundy, Harrison, Holt, Linn, Livingston, Mercer, Nodaway, Putnam, Sullivan, Worth	\$496,139
2	MERS Missouri Goodwill Industries Adair, Clark, Knox, Lewis, Lincoln, Macon, Marion, Monroe, Montgomery, Pike, Ralls, Randolph, Schuyler, Scotland, Shelby, Warren	\$552,430
3	Greater KC LINC Cass, Clay, Jackson, Platte, Ray	\$3,372,969
4	Equus Bates, Benton, Carroll, Cedar, Chariton, Henry, Hickory, Johnson, Lafayette, Pettis, Saline, St. Clair, Vernon	\$607,524
5	MERS/Missouri Goodwill Industries Audrain, Boone, Callaway, Camden, Cole, Cooper, Crawford, Dent, Gasconade, Howard, Laclede, Maries, Miller, Moniteau, Morgan, Osage, Phelps, Pulaski, Washington	\$1,418,054
6	Better Family Life (BFL) Franklin, Jefferson, St. Charles, St. Louis County	\$2,572,319
6A	Better Family Life (BFL) * St. Louis City	\$1,347,391
7	Equus Barton, Barry, Dade, Jasper, Lawrence, McDonald, Newton	\$722,800
8	Equus Christian, Dallas, Greene, Polk, Stone, Taney, Webster	\$1,084,201

9 **MERS/Missouri Goodwill Industries** \$637,466
Butler, Carter, Douglas, Howell, Oregon, Ozark, Reynolds, Ripley, Shannon,
Texas, Wayne, Wright

10 **MERS/Missouri Goodwill Industries** \$1,196,184
Bollinger, Cape Girardeau, Dunklin, Iron, Madison, Mississippi, New Madrid,
Pemiscot, Perry, Scott, St. Francois, St. Genevieve, Stoddard

Total Estimated MWA SFY 2024 Agency Contracts: \$14,007,477

**Core – Missouri Work
Programs- Foster Care
Jobs**

CORE DECISION ITEM

Department: Social Services
 Division: Family Support
 Core: Missouri Work Program- Foster Care Jobs Program (Futures)

Budget Unit: 90106C
 HB Section: 11.230

1. CORE FINANCIAL SUMMARY

	FY 2025 Budget Request					FY 2025 Governor's Recommendation			
	GR	Federal	Other	Total		GR	Federal	Other	Total
PS	0	0	0	0	PS	0	0	0	0
EE	0	0	0	0	EE	0	0	0	0
PSD	0	1,000,000	0	1,000,000	PSD	0	0	0	0
TRF	0	0	0	0	TRF	0	0	0	0
Total	0	1,000,000	0	1,000,000	Total	0	0	0	0
FTE	0.00	0.00	0.00	0.00	FTE	0.00	0.00	0.00	0.00

Est. Fringe	0	0	0	0
--------------------	---	---	---	---

Note: Fringes budgeted in House Bill 5 except for certain fringes budgeted directly to MoDOT, Highway Patrol, and Conservation.

Other Funds: N/A

Est. Fringe	0	0	0	0
--------------------	---	---	---	---

Note: Fringes budgeted in House Bill 5 except for certain fringes budgeted directly to MoDOT, Highway Patrol, and Conservation.

Other Funds: N/A

2. CORE DESCRIPTION

The Department of Social Services (DSS) provides funding to the Futures program. Futures provides employment and training, and wrap-around services to youth ages 16-21, who are, or were in foster care and youth who are or were in the custody of Children's Division. This program meets TANF purpose number three (3).

3. PROGRAM LISTING (list programs included in this core funding)

Foster Care Jobs Program

CORE DECISION ITEM

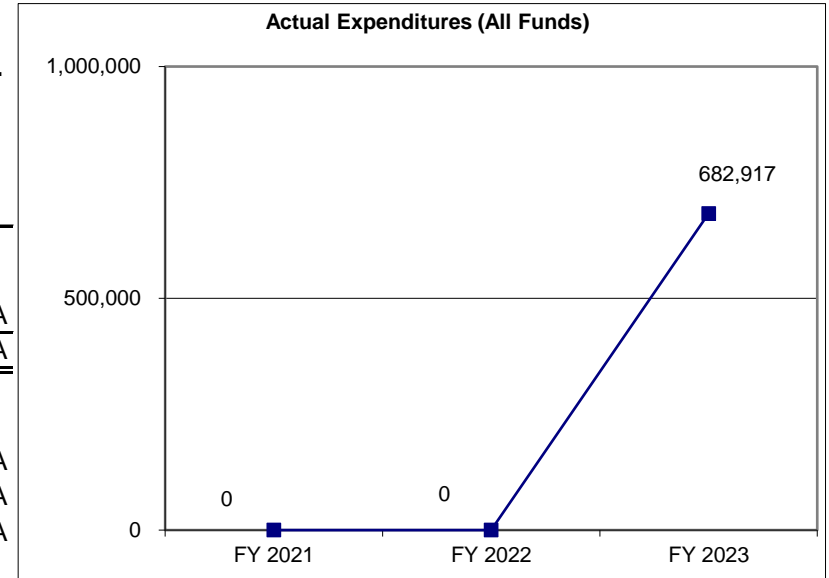
Department: Social Services
Division: Family Support
Core: Missouri Work Program- Foster Care Jobs Program

Budget Unit: 90106C
HB Section: 11.230

4. FINANCIAL HISTORY

	FY 2021	FY 2022	FY 2023	FY 2024
	Actual	Actual	Actual	Current Yr.
Appropriation (All Funds)	1,000,000	1,000,000	1,000,000	1,000,000
Less Reverted (All Funds)	0	0	0	0
Less Restricted (All Funds)	0	0	0	0
Budget Authority (All Funds)	1,000,000	1,000,000	1,000,000	1,000,000
Actual Expenditures (All Funds)	0	0	682,917	N/A
Unexpended (All Funds)	1,000,000	1,000,000	317,083	N/A
Unexpended, by Fund:				
General Revenue	0	0	0	N/A
Federal	1,000,000	1,000,000	317,083	N/A
Other	0	0	0	N/A

(1)



*Current Year restricted amount is as of September 1, 2023.
 Reverted includes the statutory three-percent reserve (when applicable).
 Restricted includes any Governor's Expenditure Restriction (when applicable).

NOTES:

TANF Work programs were transferred to the Missouri Work Program in FY 2021.

(1) FY 2021 - Funding for this program was placed in restriction. As a result, contracts were not renewed for FY 2021. In FY 2022, Children's Division and the Workforce Initiatives Team will work together to restructure and oversee the program.

CORE RECONCILIATION DETAIL

**DEPARTMENT OF SOCIAL SERVICES
FOSTER CARE JOBS PROGRAM**

5. CORE RECONCILIATION DETAIL

	Budget Class	FTE	GR	Federal	Other	Total	Explanation
TAFP AFTER VETOES							
	PD	0.00	0	1,000,000	0	1,000,000	
	Total	0.00	0	1,000,000	0	1,000,000	
DEPARTMENT CORE REQUEST							
	PD	0.00	0	1,000,000	0	1,000,000	
	Total	0.00	0	1,000,000	0	1,000,000	
GOVERNOR'S RECOMMENDED CORE							
	PD	0.00	0	1,000,000	0	1,000,000	
	Total	0.00	0	1,000,000	0	1,000,000	

DECISION ITEM SUMMARY

Budget Unit								
Decision Item	FY 2023	FY 2023	FY 2024	FY 2024	FY 2025	FY 2025	*****	*****
Budget Object Summary	ACTUAL	ACTUAL	BUDGET	BUDGET	DEPT REQ	DEPT REQ	SECURED	SECURED
Fund	DOLLAR	FTE	DOLLAR	FTE	DOLLAR	FTE	COLUMN	COLUMN
FOSTER CARE JOBS PROGRAM								
CORE								
PROGRAM-SPECIFIC								
TEMP ASSIST NEEDY FAM FEDERAL	682,917	0.00	1,000,000	0.00	1,000,000	0.00	0	0.00
TOTAL - PD	682,917	0.00	1,000,000	0.00	1,000,000	0.00	0	0.00
TOTAL	682,917	0.00	1,000,000	0.00	1,000,000	0.00	0	0.00
GRAND TOTAL	\$682,917	0.00	\$1,000,000	0.00	\$1,000,000	0.00	\$0	0.00

DECISION ITEM DETAIL

Budget Unit	FY 2023	FY 2023	FY 2024	FY 2024	FY 2025	FY 2025	*****	*****
Decision Item	ACTUAL	ACTUAL	BUDGET	BUDGET	DEPT REQ	DEPT REQ	SECURED	SECURED
Budget Object Class	DOLLAR	FTE	DOLLAR	FTE	DOLLAR	FTE	COLUMN	COLUMN
FOSTER CARE JOBS PROGRAM								
CORE								
PROGRAM DISTRIBUTIONS	682,917	0.00	1,000,000	0.00	1,000,000	0.00	0	0.00
TOTAL - PD	682,917	0.00	1,000,000	0.00	1,000,000	0.00	0	0.00
GRAND TOTAL	\$682,917	0.00	\$1,000,000	0.00	\$1,000,000	0.00	\$0	0.00
GENERAL REVENUE	\$0	0.00	\$0	0.00	\$0	0.00		0.00
FEDERAL FUNDS	\$682,917	0.00	\$1,000,000	0.00	\$1,000,000	0.00		0.00
OTHER FUNDS	\$0	0.00	\$0	0.00	\$0	0.00		0.00

PROGRAM DESCRIPTION

Department: Social Services

HB Section(s): 11.230

Program Name: Foster Care Jobs Program

Program is found in the following core budget(s): Missouri Work Programs

1a. What strategic priority does this program address?

Move families to economic independence.

1b. What does this program do?

The Department of Social Services (DSS) contracts with Community Partnerships to provide Foster Care youth with employability plans that include short- and long-term goals. The planning process includes analyzing the current barriers, addressing these barriers, and determining steps to employment. The goal of the program is to ensure these youth have a pathway when they no longer receive state funded benefits. The providers coordinate with the Children's Division, Chafee providers, and other agencies providing services to Foster Care youth statewide.

The Futures program impresses the importance of education by providing coaches to help provide support to the youth during their high school journey. The Futures program provides education, training, and resources in life skills to help build these skills to help youth transition out of care and to help instill knowledge and skills for adulthood. The Futures program provides case management/coaching services to help move families to economic independence. By providing support and resources, that allows the youth to either continue their education, join the military or gain employment.

2a. Provide an activity measure(s) for the program.

Measures will be developed upon a full year of program implementation. This program began in February 2023.

2b. Provide a measure(s) of the program's quality.

Measures will be developed upon a full year of program implementation. This program began in February 2023.

2c. Provide a measure(s) of the program's impact.

Measures will be developed upon a full year of program implementation. This program began in February 2023.

2d. Provide a measure(s) of the program's efficiency.

Measures will be developed upon a full year of program implementation. This program began in February 2023.

PROGRAM DESCRIPTION

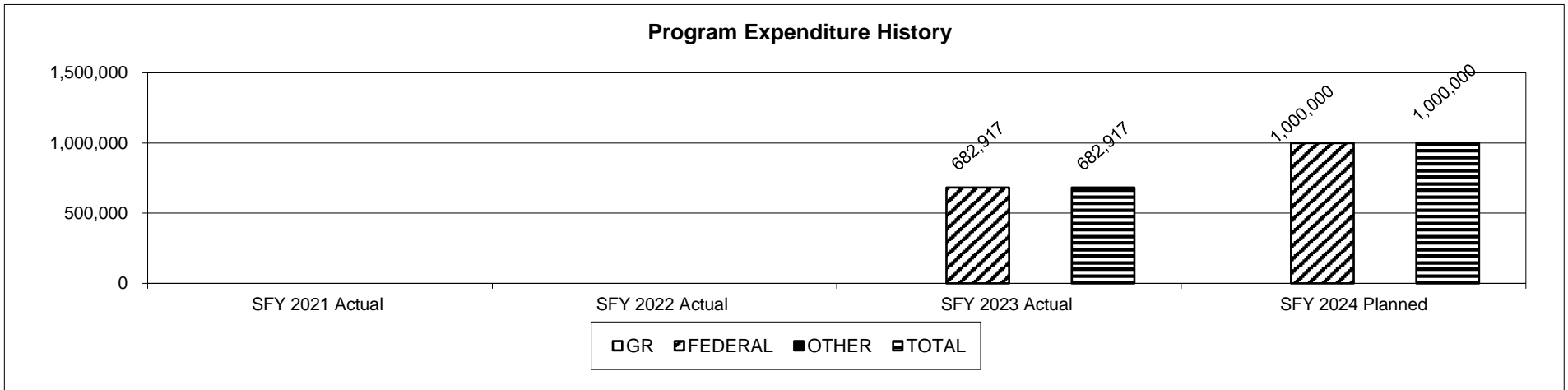
Department: Social Services

HB Section(s): 11.230

Program Name: Foster Care Jobs Program

Program is found in the following core budget(s): Missouri Work Programs

3. Provide actual expenditures for the prior three fiscal years and planned expenditures for the current fiscal year. (Note: Amounts do not include fringe benefit costs.)



4. What are the sources of the "Other " funds?

N/A

5. What is the authorization for this program, i.e., federal or state statute, etc.? (Include the federal program number, if applicable.)

State statute: Section 208.040, RSMo. Federal law: PL 104-193 and PRWORA of 1996.

6. Are there federal matching requirements? If yes, please explain.

Expenditures for the Temporary Assistance for Needy Families (TANF) are claimed based on program requirements. Expenditures of the TANF block grant are reimbursed at 100% FF, not to exceed the block grant amount. State Maintenance of Effort (MOE) is required to earn the full TANF block grant. Expenditures that meet MOE requirements are used to satisfy the amount required to earn the TANF block grant.

7. Is this a federally mandated program? If yes, please explain.

No.

**Core – Missouri Work
Programs- Youth Build
Works**

CORE DECISION ITEM

Department: Social Services
 Division: Family Support
 Core: Missouri Work Program-Youth Build Works (Operation Restart)

Budget Unit: 90110C
 HB Section: 11.230

1. CORE FINANCIAL SUMMARY

	FY 2025 Budget Request			
	GR	Federal	Other	Total
PS	0	0	0	0
EE	0	0	0	0
PSD	0	0	0	0
TRF	0	0	0	0
Total	0	0	0	0
FTE	0.00	0.00	0.00	0.00

	FY 2025 Governor's Recommendation			
	GR	Federal	Other	Total
PS	0	0	0	0
EE	0	0	0	0
PSD	0	0	0	0
TRF	0	0	0	0
Total	0	0	0	0
FTE	0.00	0.00	0.00	0.00

Est. Fringe	0	0	0	0
<i>Note: Fringes budgeted in House Bill 5 except for certain fringes budgeted directly to MoDOT, Highway Patrol, and Conservation.</i>				

Est. Fringe	0	0	0	0
<i>Note: Fringes budgeted in House Bill 5 except for certain fringes budgeted directly to MoDOT, Highway Patrol, and Conservation.</i>				

Other Funds: N/A

Other Funds: N/A

2. CORE DESCRIPTION

The Department of Social Services (DSS) provides funding to Operation Restart (Youth Build Works), through Area Resources for Community and Human Services (ARCHS), to help under-served youth, ages sixteen to twenty-four or 25 or older with a child gain skills and obtain employment. This program meets TANF purpose three (3).

This program was funded as a one-time appropriation increase in FY 2024.

3. PROGRAM LISTING (list programs included in this core funding)

Youth Build Works (Operation Restart)

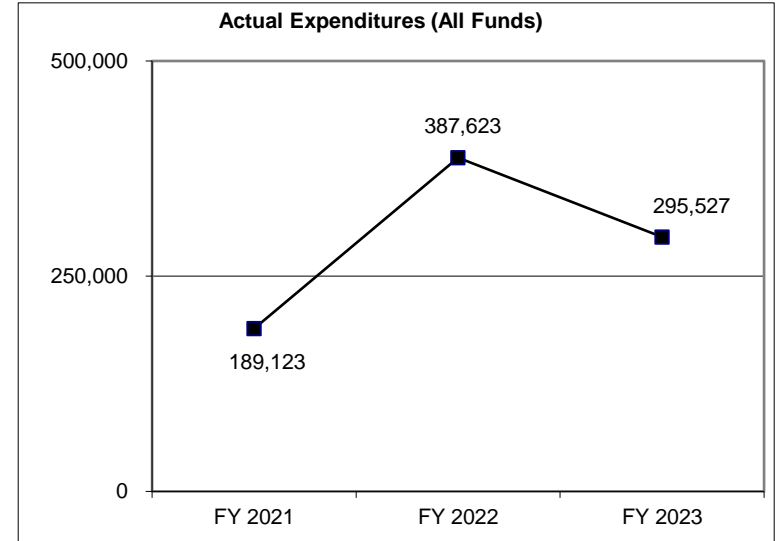
CORE DECISION ITEM

Department: Social Services
Division: Family Support
Core: Missouri Work Program-Youth Build Works (Operation Restart)

Budget Unit: 90110C
HB Section: 11.230

4. FINANCIAL HISTORY

	FY 2021 Actual	FY 2022 Actual	FY 2023 Actual	FY 2024 Current Yr.
Appropriation (All Funds)	250,000	400,000	300,000	500,000
Less Reverted (All Funds)	0	(3,000)	0	(6,000)
Less Restricted (All Funds)	0	0	0	0
Budget Authority (All Funds)	250,000	397,000	300,000	494,000
Actual Expenditures (All Funds)	189,123	387,623	295,527	N/A
Unexpended (All Funds)	60,877	9,377	4,473	N/A
Unexpended, by Fund:				
General Revenue	0	3,094	0	N/A
Federal	60,877	9,283	4,473	N/A
Other		0	0	N/A
		(1)	(2)	



*Current Year restricted amount is as of September 1, 2023.
 Reverted includes the statutory three- percent reserve (when applicable).
 Restricted includes any Governor's Expenditure Restriction (when applicable).

NOTES:

- (1)** FY 2022 - There was a \$150,000 FF core cut.
- (2)** FY 2023 - There was a \$200,000 FF core increase.

CORE RECONCILIATION DETAIL

**DEPARTMENT OF SOCIAL SERVICES
YOUTH BUILD WORKS PROGRAM**

5. CORE RECONCILIATION DETAIL

			Budget Class	FTE	GR	Federal	Other	Total	Explanation
TAFP AFTER VETOES									
			PD	0.00	200,000	1,550,000	0	1,750,000	
			Total	0.00	200,000	1,550,000	0	1,750,000	
DEPARTMENT CORE ADJUSTMENTS									
1x Expenditures	230	4625	PD	0.00	(200,000)	0	0	(200,000)	Core reduction of one-time funding.
1x Expenditures	230	4626	PD	0.00	0	(1,000,000)	0	(1,000,000)	Core reduction of one-time funding.
1x Expenditures	230	7007	PD	0.00	0	(300,000)	0	(300,000)	Core reduction of one-time funding.
1x Expenditures	230	2444	PD	0.00	0	(250,000)	0	(250,000)	Core reduction of one-time funding.
			NET DEPARTMENT CHANGES	0.00	(200,000)	(1,550,000)	0	(1,750,000)	
DEPARTMENT CORE REQUEST									
			PD	0.00	0	0	0	0	
			Total	0.00	0	0	0	0	
GOVERNOR'S RECOMMENDED CORE									
			PD	0.00	0	0	0	0	
			Total	0.00	0	0	0	0	

DECISION ITEM SUMMARY

Budget Unit									
Decision Item	FY 2023	FY 2023	FY 2024	FY 2024	FY 2025	FY 2025	*****	*****	
Budget Object Summary	ACTUAL	ACTUAL	BUDGET	BUDGET	DEPT REQ	DEPT REQ	SECURED	SECURED	
Fund	DOLLAR	FTE	DOLLAR	FTE	DOLLAR	FTE	COLUMN	COLUMN	
YOUTH BUILD WORKS PROGRAM									
CORE									
PROGRAM-SPECIFIC									
GENERAL REVENUE	0	0.00	200,000	0.00	0	0.00	0	0.00	
TEMP ASSIST NEEDY FAM FEDERAL	295,527	0.00	1,550,000	0.00	0	0.00	0	0.00	
TOTAL - PD	295,527	0.00	1,750,000	0.00	0	0.00	0	0.00	
TOTAL	295,527	0.00	1,750,000	0.00	0	0.00	0	0.00	
GRAND TOTAL	\$295,527	0.00	\$1,750,000	0.00	\$0	0.00	\$0	0.00	

DECISION ITEM DETAIL

Budget Unit	FY 2023	FY 2023	FY 2024	FY 2024	FY 2025	FY 2025	*****	*****
Decision Item	ACTUAL	ACTUAL	BUDGET	BUDGET	DEPT REQ	DEPT REQ	SECURED	SECURED
Budget Object Class	DOLLAR	FTE	DOLLAR	FTE	DOLLAR	FTE	COLUMN	COLUMN
YOUTH BUILD WORKS PROGRAM								
CORE								
PROGRAM DISTRIBUTIONS	295,527	0.00	1,750,000	0.00	0	0.00	0	0.00
TOTAL - PD	295,527	0.00	1,750,000	0.00	0	0.00	0	0.00
GRAND TOTAL	\$295,527	0.00	\$1,750,000	0.00	\$0	0.00	\$0	0.00
GENERAL REVENUE	\$0	0.00	\$200,000	0.00	\$0	0.00		0.00
FEDERAL FUNDS	\$295,527	0.00	\$1,550,000	0.00	\$0	0.00		0.00
OTHER FUNDS	\$0	0.00	\$0	0.00	\$0	0.00		0.00

PROGRAM DESCRIPTION

Department: Social Services

HB Section(s): 11.230

Program Name: Youth Build Works (Operation Restart)

Program is found in the following core budget(s): Missouri Work Programs


1a. What strategic priority does this program address?

Build and engage community resources to support families in need

1b. What does this program do?


The Department of Social Services (DSS) contracts with Area Resources for Community and Human Services (ARCHS) to administer Operation Restart (Youth Build Works) to help under-served youth, ages 16 to 24, or 25 or older with a minor child. Youth will obtain high school equivalency, life skills, and gainful employment. The targeted industries include construction, health care, and agriculture. The goal is to assist participants to qualify for and retain employment in high-growth, high-demand industries or pursue advanced education in middle-skilled jobs that are currently available in the job market. These jobs require education beyond high school, but not a 4-year college degree.

2a. Provide an activity measure(s) for the program.



This program has been funded annually as a one-time appropriation at various funding levels. Participation levels vary based on participation.

2b. Provide a measure(s) of the program's quality.



This program has been funded annually as a one-time appropriation at various funding levels. Participation levels vary based on participation.

PROGRAM DESCRIPTION

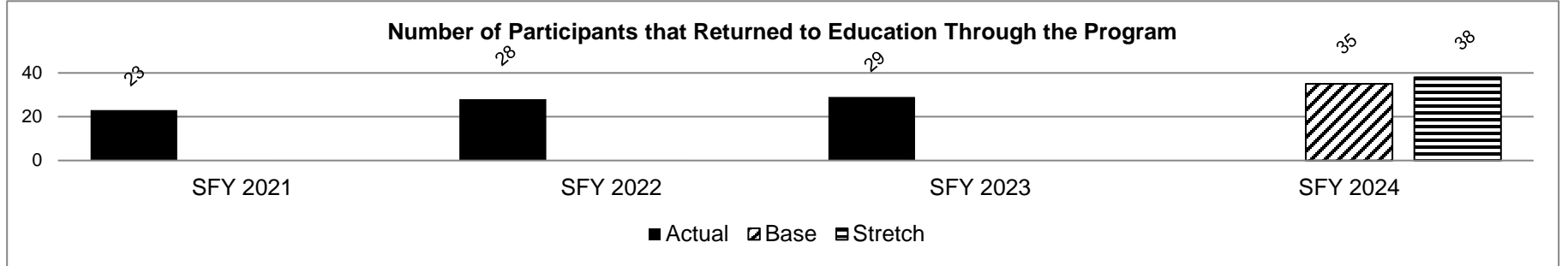
Department: Social Services

HB Section(s): 11.230

Program Name: Youth Build Works (Operation Restart)


Program is found in the following core budget(s): Missouri Work Programs

2c. Provide a measure(s) of the program's impact.



This program has been funded annually as a one-time appropriation at various funding levels. Participation levels vary based on participation.

2d. Provide a measure(s) of the program's efficiency.



This program has been funded annually as a one-time appropriation at various funding levels. Participation levels vary based on participation.

PROGRAM DESCRIPTION

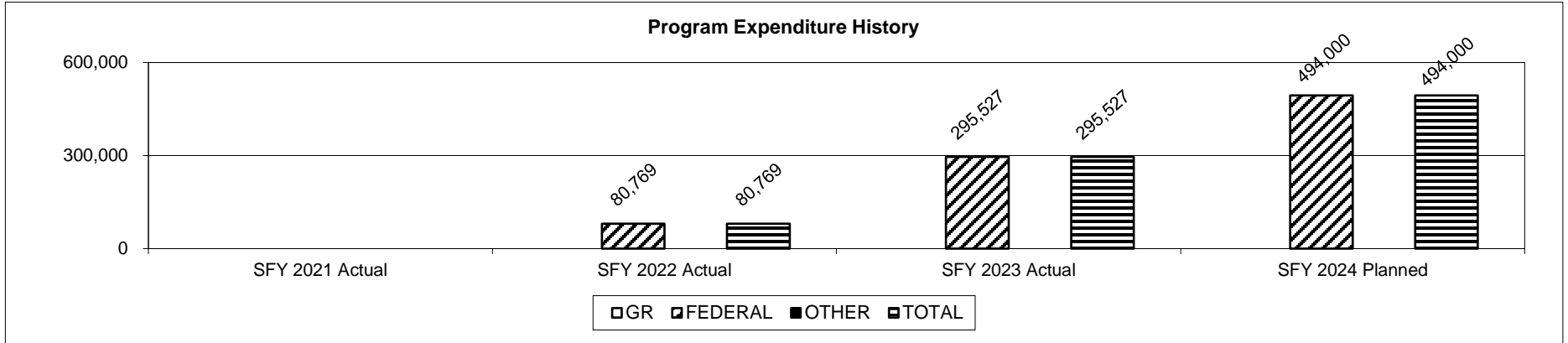
Department: Social Services

HB Section(s): 11.230

Program Name: Youth Build Works (Operation Restart)

Program is found in the following core budget(s): Missouri Work Programs

3. Provide actual expenditures for the prior three fiscal years and planned expenditures for the current fiscal year. (Note: Amounts do not include fringe benefit costs.)



SFY 2024 Planned expenditures are net of reverted.

4. What are the sources of the "Other " funds?

N/A

5. What is the authorization for this program, i.e., federal or state statute, etc.? (Include the federal program number, if applicable.)

State statute: Section 208.040, RSMo. Federal law: PL 104-193 and PRWORA of 1996

6. Are there federal matching requirements? If yes, please explain.

Expenditures for the Temporary Assistance for Needy Families (TANF) are claimed based on program requirements. Expenditures of the TANF block grant are reimbursed at 100% FF, not to exceed the block grant amount. State Maintenance of Effort (MOE) is required to earn the full TANF block grant. Expenditures that meet MOE requirements are used to satisfy the amount required to earn the TANF block grant.

7. Is this a federally mandated program? If yes, please explain.

No.

**Core – Missouri Work
Programs- Youth Build
Works KC**

CORE DECISION ITEM

Department: Social Services
 Division: Family Support
 Core: Missouri Work Program-Youth Build Works KC

Budget Unit: 90110C
 HB Section: 11.230

1. CORE FINANCIAL SUMMARY

	FY 2025 Budget Request					FY 2025 Governor's Recommendation			
	GR	Federal	Other	Total		GR	Federal	Other	Total
PS	0	0	0	0	PS	0	0	0	0
EE	0	0	0	0	EE	0	0	0	0
PSD	0	0	0	0	PSD	0	0	0	0
TRF	0	0	0	0	TRF	0	0	0	0
Total	0	0	0	0	Total	0	0	0	0
FTE	0.00	0.00	0.00	0.00	FTE	0.00	0.00	0.00	0.00

Est. Fringe	0	0	0	0
--------------------	---	---	---	---

Note: Fringes budgeted in House Bill 5 except for certain fringes budgeted directly to MoDOT, Highway Patrol, and Conservation.

Other Funds: N/A

Est. Fringe	0	0	0	0
--------------------	---	---	---	---

Note: Fringes budgeted in House Bill 5 except for certain fringes budgeted directly to MoDOT, Highway Patrol, and Conservation.

Other Funds: N/A

2. CORE DESCRIPTION

The Department of Social Services (DSS) provides Temporary Assistance for Needy Families (TANF) block grant funding for Youth Build Works Kansas City, through the Full Employment Council (FEC). This program seeks to assist youth by focusing on leadership development, technical skills training, financial literacy and academic support. This program meets TANF purpose two (2).

This program was funded as a one-time appropriation in Fiscal Year 2024.

3. PROGRAM LISTING (list programs included in this core funding)

Youth Build Works KC

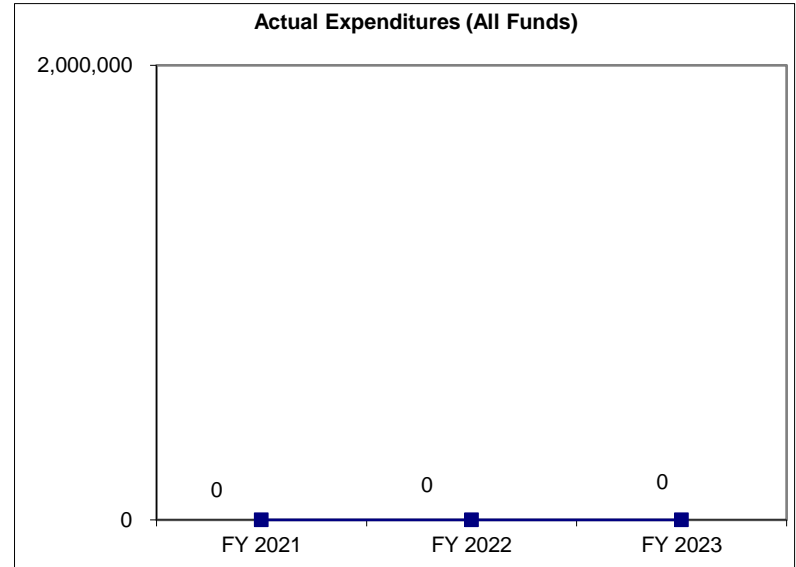
CORE DECISION ITEM

Department: Social Services
Division: Family Support
Core: Missouri Work Program- Youth Build Works KC

Budget Unit: 90110C
HB Section: 11.230

4. FINANCIAL HISTORY

	FY 2021 Actual	FY 2022 Actual	FY 2023 Actual	FY 2024 Current Yr.
Appropriation (All Funds)	0	0	100,000	250,000
Less Reverted (All Funds)	0	0	0	0
Less Restricted (All Funds)	0	0	0	0
Budget Authority (All Funds)	0	0	100,000	250,000
Actual Expenditures (All Funds)	0	0	0	N/A
Unexpended (All Funds)	0	0	100,000	N/A
Unexpended, by Fund:				
General Revenue	0	0	0	N/A
Federal	0	0	100,000	N/A
Other	0	0	0	N/A
			(1)	(2)



*Current Year restricted amount is as of September 1, 2023.
 Reverted includes the statutory three- percent reserve (when applicable).
 Restricted includes any Governor's Expenditure Restriction (when applicable).

NOTES:

TANF Work programs were transferred to the Missouri Work Program in FY 2021.

(1) This is a newly funded program for FY 2023.

(2) FY 2024- There was a core cure of \$100,000 FF and there was a supplemental increase of \$250,000 FF.

PROGRAM DESCRIPTION

Department: Social Services

HB Section(s): 11.230

Program Name: Youth Build Works KC

Program is found in the following core budget(s): Missouri Work Programs

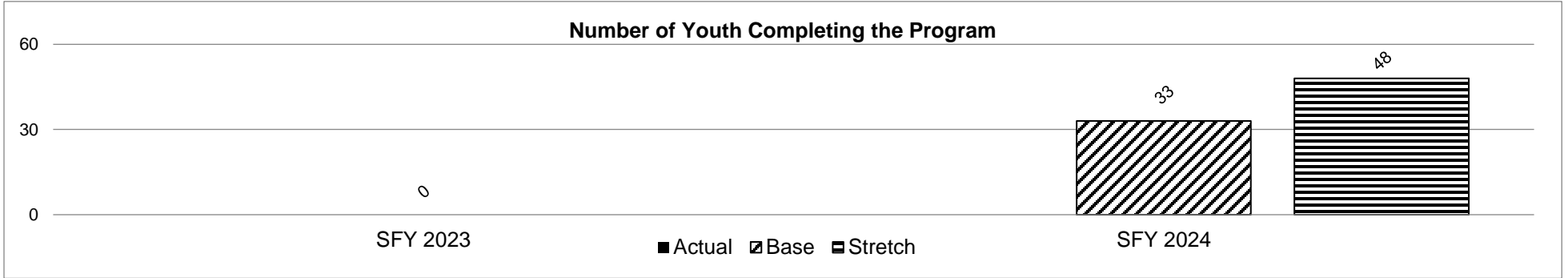
1a. What strategic priority does this program address?

Move families to economic independence.

1b. What does this program do?


Youth Build Works KC is an alternative education program that helps young people ages 17-24 by focusing on leadership development, technical skills training, financial literacy and academic support. Youth Build Works KC will serve those with a high school diploma or GED while focusing on those that are out of school and other at-risk populations. Note: Program implementation delayed due to project start-up time.

2a. Provide an activity measure(s) for the program.



Program implementation delayed due to project start-up time. Projections reflect this program being funded as a one-time appropriation in SFY 2024.

2b. Provide a measure(s) of the program's quality.



Program implementation delayed due to project start-up time. Projections reflect this program being funded as a one-time appropriation in SFY 2024.

PROGRAM DESCRIPTION


Department: Social Services

HB Section(s): 11.230

Program Name: Youth Build Works KC


Program is found in the following core budget(s): Missouri Work Programs

2c. Provide a measure(s) of the program's impact.



Program implementation delayed due to project start-up time. Projections reflect this program being funded as a one-time appropriation in SFY 2024.

2d. Provide a measure(s) of the program's efficiency.



Program implementation delayed due to project start-up time. Projections reflect this program being funded as a one-time appropriation in SFY 2024.

PROGRAM DESCRIPTION


Department: Social Services

HB Section(s): 11.230

Program Name: Youth Build Works KC

Program is found in the following core budget(s): Missouri Work Programs

3. Provide actual expenditures for the prior three fiscal years and planned expenditures for the current fiscal year. (Note: Amounts do not include fringe benefit costs.)



4. What are the sources of the "Other " funds?

N/A

5. What is the authorization for this program, i.e., federal or state statute, etc.? (Include the federal program number, if applicable.)

House Bill 3011 (DSS Appropriation Bill)

TANF Funding: State Statute: Section 208.040, RSMo. Federal Law: PL 104-193 and PRWORA of 1996.

6. Are there federal matching requirements? If yes, please explain.

Expenditures for the Temporary Assistance for Needy Families (TANF) are claimed based on program requirements. Expenditures of the TANF block grant are reimbursed at 100% FF, not to exceed the block grant amount. State Maintenance of Effort (MOE) is required to earn the full TANF block grant. Expenditures that meet MOE requirements are used to satisfy the amount required to earn the TANF block grant.

7. Is this a federally mandated program? If yes, please explain.

No.

**Core – Missouri Work
Programs- Year Round
Youth Jobs**

CORE DECISION ITEM

Department: Social Services
 Division: Family Support
 Core: Missouri Work Program-Year Round Youth Jobs

Budget Unit: 90110C
 HB Section: 11.230

1. CORE FINANCIAL SUMMARY

	FY 2025 Budget Request					FY 2025 Governor's Recommendation			
	GR	Federal	Other	Total		GR	Federal	Other	Total
PS	0	0	0	0	PS	0	0	0	0
EE	0	0	0	0	EE	0	0	0	0
PSD	0	0	0	0	PSD	0	0	0	0
TRF	0	0	0	0	TRF	0	0	0	0
Total	0	0	0	0	Total	0	0	0	0
FTE	0.00	0.00	0.00	0.00	FTE	0.00	0.00	0.00	0.00

Est. Fringe	0	0	0	0
--------------------	---	---	---	---

Note: Fringes budgeted in House Bill 5 except for certain fringes budgeted directly to MoDOT, Highway Patrol, and Conservation.

Est. Fringe	0	0	0	0
--------------------	---	---	---	---

Note: Fringes budgeted in House Bill 5 except for certain fringes budgeted directly to MoDOT, Highway Patrol, and Conservation.

Other Funds: N/A

Other Funds: N/A

2. CORE DESCRIPTION

The Department of Social Services (DSS) provides Temporary Assistance for Needy Families (TANF) block grant funding for Year Round Youth Jobs in St. Louis. This program seeks to assist participants in obtaining post-secondary education and job training, and teaching the skills and work ethic needed become successful. This program meets TANF purpose two (2).

This program was funded as a one-time appropriation in FY 2024.

3. PROGRAM LISTING (list programs included in this core funding)

Year Round Youth Jobs

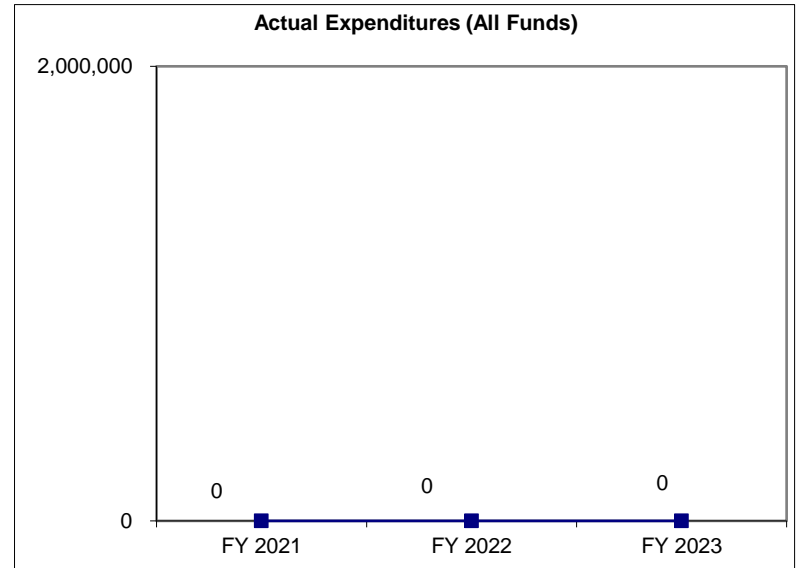
CORE DECISION ITEM

Department: Social Services
Division: Family Support
Core: Missouri Work Program- Year Round Youth Jobs

Budget Unit: 90110C
HB Section: 11.230

4. FINANCIAL HISTORY

	FY 2021 Actual	FY 2022 Actual	FY 2023 Actual	FY 2024 Current Yr.
Appropriation (All Funds)	0	0	0	1,000,000
Less Reverted (All Funds)	0	0	0	0
Less Restricted (All Funds)	0	0	0	0
Budget Authority (All Funds)	0	0	0	1,000,000
Actual Expenditures (All Funds)	0	0	0	N/A
Unexpended (All Funds)	0	0	0	N/A
Unexpended, by Fund:				
General Revenue	0	0	0	N/A
Federal	0	0	0	N/A
Other	0	0	0	N/A



(1)

*Current Year restricted amount is as of September 1, 2023.
 Reverted includes the statutory three- percent reserve (when applicable).
 Restricted includes any Governor's Expenditure Restriction (when applicable).

NOTES:

TANF Work programs were transferred to the Missouri Work Program in FY 2021.

(1) This is a newly funded program for FY 2024.

PROGRAM DESCRIPTION

Department: Social Services

HB Section(s): 11.230

Program Name: Year Round Youth Jobs

Program is found in the following core budget(s): Missouri Work Programs

1a. What strategic priority does this program address?

Move families to economic independence.

1b. What does this program do?

The Department of Social Services (DSS) provides funding for Year Round Youth Jobs in St. Louis. This program seeks to serve economically disadvantaged participants by helping them find jobs and earn livable wages, by helping them obtain post-secondary education, and the skills needed to be successful.

2a. Provide an activity measure(s) for the program.

Performance measures will be developed upon program implementation.

2b. Provide a measure(s) of the program's quality.

Performance measures will be developed upon program implementation.

2c. Provide a measure(s) of the program's impact.

Performance measures will be developed upon program implementation.

2d. Provide a measure(s) of the program's efficiency.


Performance measures will be developed upon program implementation.

PROGRAM DESCRIPTION

Department: Social Services
 Program Name: Year Round Youth Jobs
 Program is found in the following core budget(s): Missouri Work Programs

HB Section(s): 11.230

3. Provide actual expenditures for the prior three fiscal years and planned expenditures for the current fiscal year. (Note: Amounts do not include fringe benefit costs.)



4. What are the sources of the "Other " funds?

N/A

5. What is the authorization for this program, i.e., federal or state statute, etc.? (Include the federal program number, if applicable.)

HB 11 (DSS Appropriation Bill).

6. Are there federal matching requirements? If yes, please explain.

Expenditures for the Temporary Assistance for Needy Families (TANF) are claimed based on program requirements. Expenditures of the TANF block grant are reimbursed at 100% FF, not to exceed the block grant amount. State Maintenance of Effort (MOE) is required to earn the full TANF block grant. Expenditures that meet MOE requirements are used to satisfy the amount required to earn the TANF block grant.

7. Is this a federally mandated program? If yes, please explain.

No.

**Core – Missouri Work
Programs- Employment
Connection**

CORE DECISION ITEM

Department: Social Services
 Division: Family Support
 Core: Missouri Work Program- Employment Connection

Budget Unit: 90111C
 HB Section: 11.230

1. CORE FINANCIAL SUMMARY

	FY 2025 Budget Request					FY 2025 Governor's Recommendation			
	GR	Federal	Other	Total		GR	Federal	Other	Total
PS	0	0	0	0	PS	0	0	0	0
EE	0	0	0	0	EE	0	0	0	0
PSD	0	1,000,000	0	1,000,000	PSD	0	0	0	0
TRF	0	0	0	0	TRF	0	0	0	0
Total	0	1,000,000	0	1,000,000	Total	0	0	0	0
FTE	0.00	0.00	0.00	0.00	FTE	0.00	0.00	0.00	0.00

Est. Fringe	0	0	0	0
--------------------	---	---	---	---

Note: Fringes budgeted in House Bill 5 except for certain fringes budgeted directly to MoDOT, Highway Patrol, and Conservation.

Est. Fringe	0	0	0	0
--------------------	---	---	---	---

Note: Fringes budgeted in House Bill 5 except for certain fringes budgeted directly to MoDOT, Highway Patrol, and Conservation.

Other Funds: N/A

Other Funds: N/A

2. CORE DESCRIPTION

The Department of Social Services (DSS) provides Temporary Assistance for Needy Families (TANF) block grant funding to Employment Connection, through Area Resources for Community and Human Services (ARCHS), to provide hands-on job readiness training and support services for low-income individuals living in the City of St. Louis. This program meets TANF purpose two (2).

3. PROGRAM LISTING (list programs included in this core funding)

Employment Connection

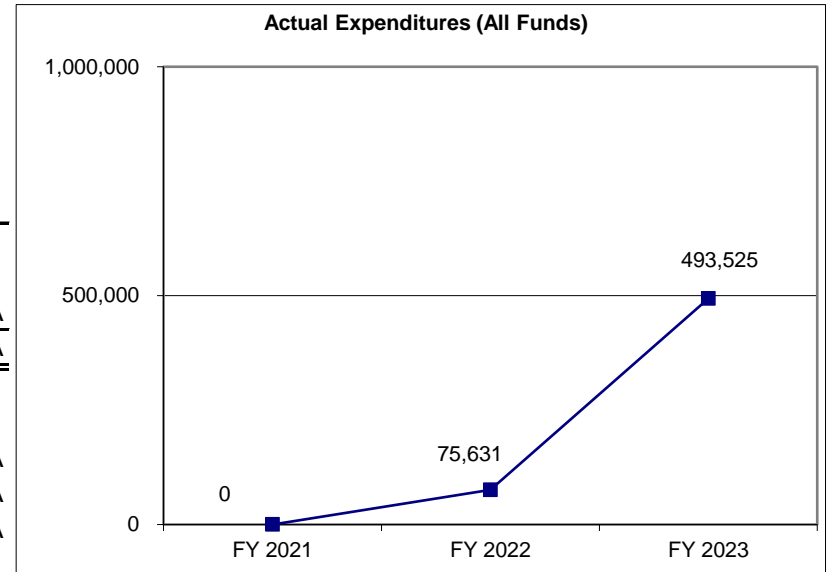
CORE DECISION ITEM

Department: Social Services
Division: Family Support
Core: Missouri Work Program- Employment Connection

Budget Unit: 90111C
HB Section: 11.230

4. FINANCIAL HISTORY

	FY 2021	FY 2022	FY 2023	FY 2024
	Actual	Actual	Actual	Current Yr.
Appropriation (All Funds)	200,000	250,000	1,000,000	1,000,000
Less Reverted (All Funds)	0	0	0	0
Less Restricted (All Funds)	0	0	0	0
Budget Authority (All Funds)	200,000	250,000	1,000,000	1,000,000
Actual Expenditures (All Funds)	0	75,631	493,525	N/A
Unexpended (All Funds)	200,000	174,369	506,475	N/A
Unexpended, by Fund:				
General Revenue	0	0	0	N/A
Federal	200,000	174,369	506,475	N/A
Other	0	0	0	N/A
	(1)	(2)	(3)	



*Current Year restricted amount is as of September 1, 2023.
 Reverted includes the statutory three-percent reserve (when applicable).
 Restricted includes any Governor's Expenditure Restriction (when applicable).

NOTES:

TANF Work Programs were transferred to the Missouri Work Programs in FY 2021.

(1) FY 2021 - This funding was in restriction partial year, not allowing enough time to be spent.

(2) FY 2022 - There was a core reduction of one-time funding of \$200,000 FF. There was an increase in Employment Connections of \$250,000 FF.

(2) FY 2023 - There was a core increase of \$750,000 FF.

CORE RECONCILIATION DETAIL

**DEPARTMENT OF SOCIAL SERVICES
EMPLOYMENT CONNECTION**

5. CORE RECONCILIATION DETAIL

	Budget Class	FTE	GR	Federal	Other	Total	Explanation
TAFP AFTER VETOES							
	PD	0.00	0	1,000,000	0	1,000,000	
	Total	0.00	0	1,000,000	0	1,000,000	
DEPARTMENT CORE REQUEST							
	PD	0.00	0	1,000,000	0	1,000,000	
	Total	0.00	0	1,000,000	0	1,000,000	
GOVERNOR'S RECOMMENDED CORE							
	PD	0.00	0	1,000,000	0	1,000,000	
	Total	0.00	0	1,000,000	0	1,000,000	

DECISION ITEM SUMMARY

Budget Unit									
Decision Item	FY 2023	FY 2023	FY 2024	FY 2024	FY 2025	FY 2025	*****	*****	
Budget Object Summary	ACTUAL	ACTUAL	BUDGET	BUDGET	DEPT REQ	DEPT REQ	SECURED	SECURED	
Fund	DOLLAR	FTE	DOLLAR	FTE	DOLLAR	FTE	COLUMN	COLUMN	
EMPLOYMENT CONNECTION									
CORE									
PROGRAM-SPECIFIC									
TEMP ASSIST NEEDY FAM FEDERAL	493,525	0.00	1,000,000	0.00	1,000,000	0.00	0	0.00	
TOTAL - PD	493,525	0.00	1,000,000	0.00	1,000,000	0.00	0	0.00	
TOTAL	493,525	0.00	1,000,000	0.00	1,000,000	0.00	0	0.00	
GRAND TOTAL	\$493,525	0.00	\$1,000,000	0.00	\$1,000,000	0.00	\$0	0.00	

DECISION ITEM DETAIL

Budget Unit	FY 2023	FY 2023	FY 2024	FY 2024	FY 2025	FY 2025	*****	*****
Decision Item	ACTUAL	ACTUAL	BUDGET	BUDGET	DEPT REQ	DEPT REQ	SECURED	SECURED
Budget Object Class	DOLLAR	FTE	DOLLAR	FTE	DOLLAR	FTE	COLUMN	COLUMN
EMPLOYMENT CONNECTION								
CORE								
PROGRAM DISTRIBUTIONS	493,525	0.00	1,000,000	0.00	1,000,000	0.00	0	0.00
TOTAL - PD	493,525	0.00	1,000,000	0.00	1,000,000	0.00	0	0.00
GRAND TOTAL	\$493,525	0.00	\$1,000,000	0.00	\$1,000,000	0.00	\$0	0.00
GENERAL REVENUE	\$0	0.00	\$0	0.00	\$0	0.00		0.00
FEDERAL FUNDS	\$493,525	0.00	\$1,000,000	0.00	\$1,000,000	0.00		0.00
OTHER FUNDS	\$0	0.00	\$0	0.00	\$0	0.00		0.00

PROGRAM DESCRIPTION

Department: Social Services

HB Section(s): 11.230

Program Name: Employment Connection

Program is found in the following core budget(s): Missouri Work Programs

1a. What strategic priority does this program address?

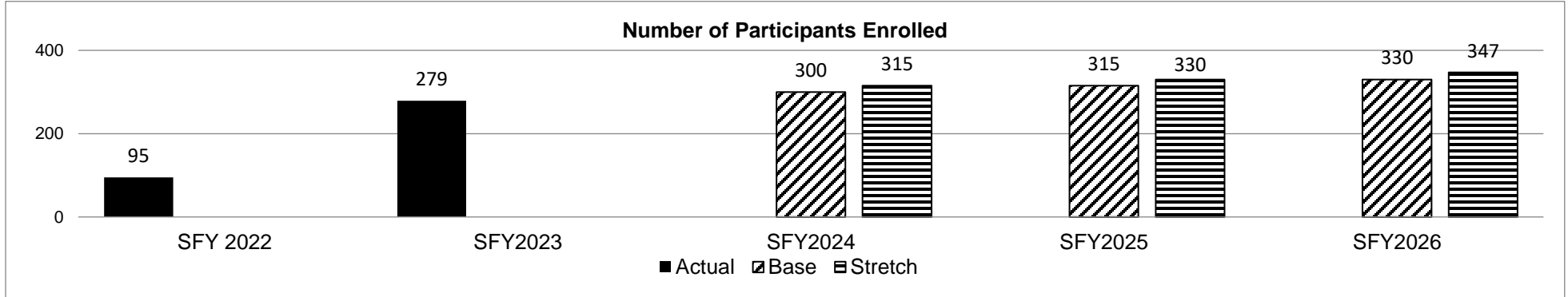
Move families to economic independence.

1b. What does this program do?

Employment Connection provides hands-on job readiness training and support services for low-income individuals living in the City of St. Louis. The "Breaking Down Barriers to Self-Sufficiency" program serves Temporary Assistance for Needy Families (TANF) eligible unemployed and underemployed individuals including 16–24-year-olds, and 25 years and older with a child (including non-custodial parents and pregnant).

"Breaking Down Barriers to Self-Sufficiency" reaches underserved individuals from all backgrounds to overcome the barriers they face to self-sufficiency, including homeless individuals, substance use, veterans, high school dropouts, at-risk youth, and single parents. Participants in the project will begin with receiving pre-employment workshops, using a curriculum, "World of Work" (WOW), developed to work with the justice-involved and other high-risk populations.

2a. Provide an activity measure(s) for the program.



*This is a new measure starting SFY 2022. SFY 2023 was the first full year of program implementation.

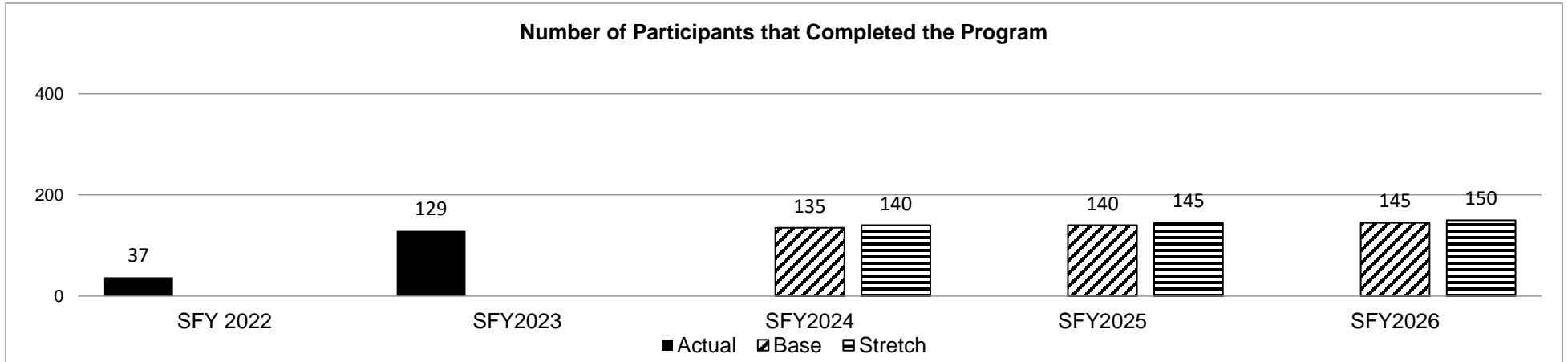
PROGRAM DESCRIPTION

Department: Social Services
 Program Name: Employment Connection

HB Section(s): 11.230

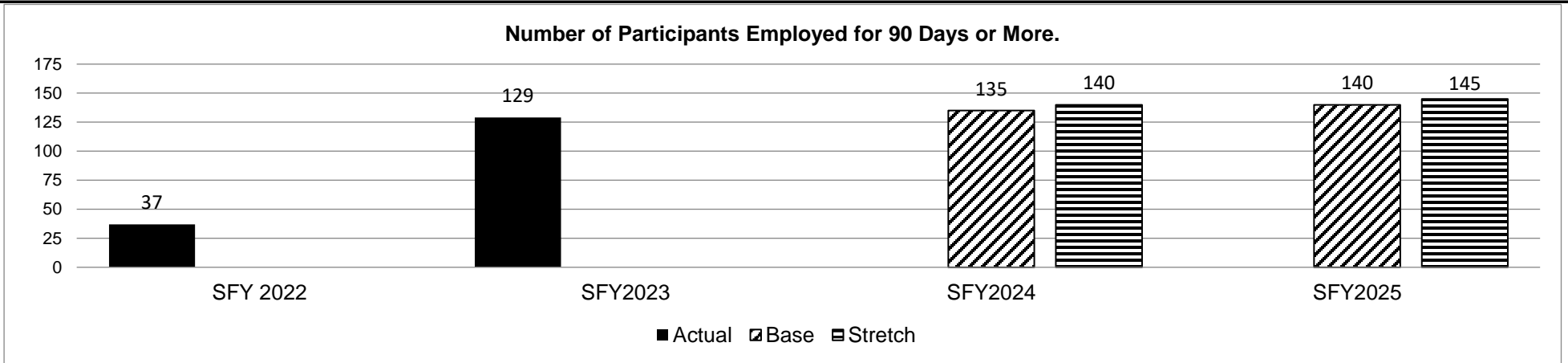
Program is found in the following core budget(s): Missouri Work Programs

2b. Provide a measure(s) of the program's quality.



*This is a new measure starting SFY 2022. SFY 2023 was the first full year of program implementation.

2c. Provide a measure(s) of the program's impact.



*This is a new measure starting SFY 2022. SFY 2023 was the first full year of program implementation.

PROGRAM DESCRIPTION

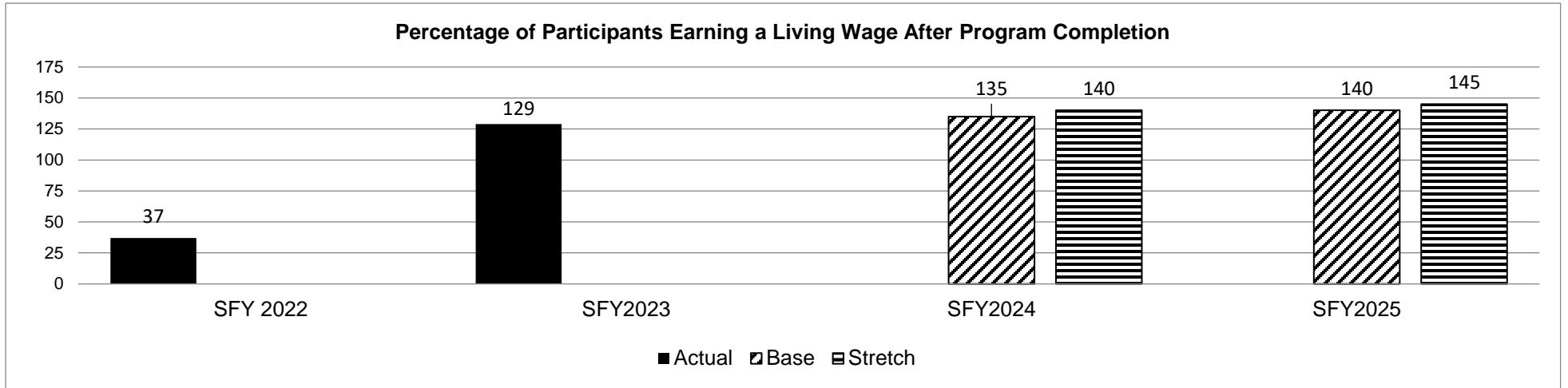
Department: Social Services

HB Section(s): 11.230

Program Name: Employment Connection

Program is found in the following core budget(s): Missouri Work Programs

2d. Provide a measure(s) of the program's efficiency.



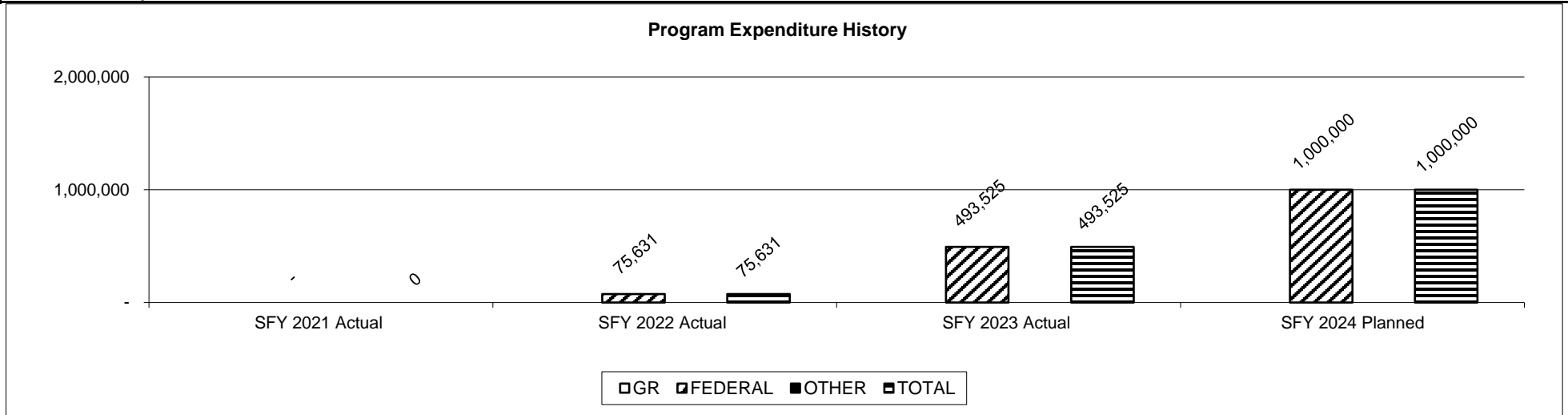
*This is a new measure starting SFY 2022. SFY 2023 was the first full year of program implementation.

PROGRAM DESCRIPTION

Department: Social Services
 Program Name: Employment Connection
 Program is found in the following core budget(s): Missouri Work Programs

HB Section(s): 11.230

3. Provide actual expenditures for the prior three fiscal years and planned expenditures for the current fiscal year. (Note: Amounts do not include fringe benefit costs.)



4. What are the sources of the "Other " funds?

N/A

5. What is the authorization for this program, i.e., federal or state statute, etc.? (Include the federal program number, if applicable.)

State statute: Section 208.040, RSMo. Federal law: PL 104-193 and PRWORA of 1996.

6. Are there federal matching requirements? If yes, please explain.

Expenditures for the Temporary Assistance for Needy Families (TANF) are claimed based on program requirements. Expenditures of the TANF block grant are reimbursed at 100% FF, not to exceed the block grant amount. State Maintenance of Effort (MOE) is required to earn the full TANF block grant. Expenditures that meet MOE requirements are used to satisfy the amount required to earn the TANF block grant.

7. Is this a federally mandated program? If yes, please explain.

No.

**Core – Missouri Work
Programs- MOKAN
Institute**

CORE DECISION ITEM

Department: Social Services
 Division: Family Support
 Core: Missouri Work Program-MOKAN Institute

Budget Unit: 90123C
 HB Section: 11.230

1. CORE FINANCIAL SUMMARY

	FY 2025 Budget Request					FY 2025 Governor's Recommendation			
	GR	Federal	Other	Total		GR	Federal	Other	Total
PS	0	0	0	0	PS	0	0	0	0
EE	0	0	0	0	EE	0	0	0	0
PSD	0	500,000	0	500,000	PSD	0	0	0	0
TRF	0	0	0	0	TRF	0	0	0	0
Total	0	500,000	0	500,000	Total	0	0	0	0
FTE	0.00	0.00	0.00	0.00	FTE	0.00	0.00	0.00	0.00

Est. Fringe	0	0	0	0
--------------------	---	---	---	---

Note: Fringes budgeted in House Bill 5 except for certain fringes budgeted directly to MoDOT, Highway Patrol, and Conservation.

Other Funds: N/A

Est. Fringe	0	0	0	0
--------------------	---	---	---	---

Note: Fringes budgeted in House Bill 5 except for certain fringes budgeted directly to MoDOT, Highway Patrol, and Conservation.

Other Funds: N/A

2. CORE DESCRIPTION

The Department of Social Services (DSS) provides Temporary Assistance for Needy Families (TANF) block grant funding to MOKAN Institute, through Area Resources for Community and Human Services (ARCHS), to administer a pre-apprenticeship program for individuals living in the city of St. Louis. This program meets TANF purpose two (2).

This appropriation was partially funded (\$500,000) as a one-time appropriation in Fiscal Year 2024.

3. PROGRAM LISTING (list programs included in this core funding)

MOKAN Institute

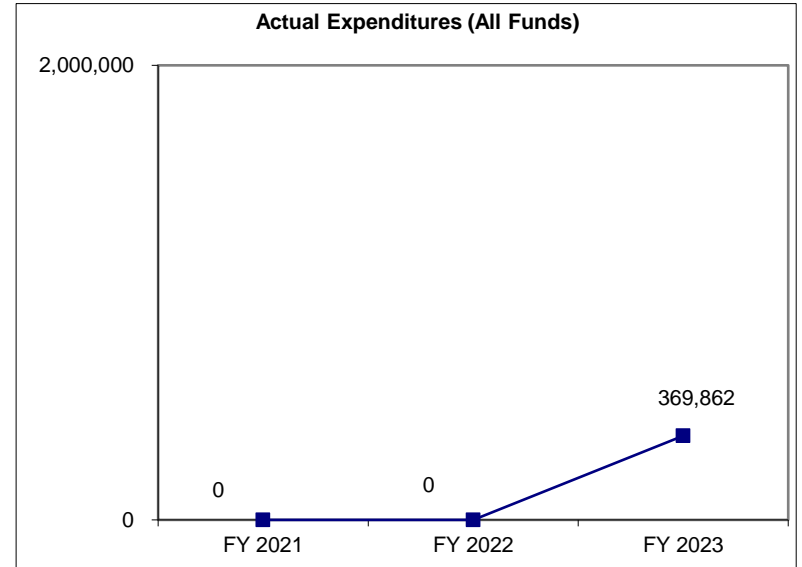
CORE DECISION ITEM

Department: Social Services
Division: Family Support
Core: Missouri Work Program- MOKAN Institute

Budget Unit: 90123C
HB Section: 11.230

4. FINANCIAL HISTORY

	FY 2021	FY 2022	FY 2023	FY 2024
	Actual	Actual	Actual	Current Yr.
Appropriation (All Funds)	0	0	500,000	1,000,000
Less Reverted (All Funds)	0	0	0	0
Less Restricted (All Funds)	0	0	0	0
Budget Authority (All Funds)	0	0	500,000	1,000,000
Actual Expenditures (All Funds)	0	0	369,862	N/A
Unexpended (All Funds)	0	0	130,138	N/A
Unexpended, by Fund:				
General Revenue	0	0	0	N/A
Federal	0	0	130,138	N/A
Other	0	0	0	N/A
			(1)	(2)



*Current Year restricted amount is as of September 1, 2023.
 Reverted includes the statutory three- percent reserve (when applicable).
 Restricted includes any Governor's Expenditure Restriction (when applicable).

NOTES:

TANF Work programs were transferred to the Missouri Work Program in FY 2021.

- (1)** This is a newly funded program in FY 2023.
- (2)** FY 2024- There was a core increase of \$500,000 FF.

CORE RECONCILIATION DETAIL

**DEPARTMENT OF SOCIAL SERVICES
MOKAN INSTITUTE**

5. CORE RECONCILIATION DETAIL

	Budget Class	FTE	GR	Federal	Other	Total	Explanation
TAFP AFTER VETOES							
	PD	0.00	0	1,000,000	0	1,000,000	
	Total	0.00	0	1,000,000	0	1,000,000	
DEPARTMENT CORE ADJUSTMENTS							
1x Expenditures	232 2120 PD	0.00	0	(500,000)	0	(500,000)	Core reduction of one-time funding.
	NET DEPARTMENT CHANGES	0.00	0	(500,000)	0	(500,000)	
DEPARTMENT CORE REQUEST							
	PD	0.00	0	500,000	0	500,000	
	Total	0.00	0	500,000	0	500,000	
GOVERNOR'S RECOMMENDED CORE							
	PD	0.00	0	500,000	0	500,000	
	Total	0.00	0	500,000	0	500,000	

DECISION ITEM SUMMARY

Budget Unit									
Decision Item	FY 2023	FY 2023	FY 2024	FY 2024	FY 2025	FY 2025	*****	*****	
Budget Object Summary	ACTUAL	ACTUAL	BUDGET	BUDGET	DEPT REQ	DEPT REQ	SECURED	SECURED	
Fund	DOLLAR	FTE	DOLLAR	FTE	DOLLAR	FTE	COLUMN	COLUMN	
MOKAN INSTITUTE									
CORE									
PROGRAM-SPECIFIC									
TEMP ASSIST NEEDY FAM FEDERAL	369,862	0.00	1,000,000	0.00	500,000	0.00	0	0.00	
TOTAL - PD	369,862	0.00	1,000,000	0.00	500,000	0.00	0	0.00	
TOTAL	369,862	0.00	1,000,000	0.00	500,000	0.00	0	0.00	
GRAND TOTAL	\$369,862	0.00	\$1,000,000	0.00	\$500,000	0.00	\$0	0.00	

DECISION ITEM DETAIL

Budget Unit	FY 2023	FY 2023	FY 2024	FY 2024	FY 2025	FY 2025	*****	*****
Decision Item	ACTUAL	ACTUAL	BUDGET	BUDGET	DEPT REQ	DEPT REQ	SECURED	SECURED
Budget Object Class	DOLLAR	FTE	DOLLAR	FTE	DOLLAR	FTE	COLUMN	COLUMN
MOKAN INSTITUTE								
CORE								
PROGRAM DISTRIBUTIONS	369,862	0.00	1,000,000	0.00	500,000	0.00	0	0.00
TOTAL - PD	369,862	0.00	1,000,000	0.00	500,000	0.00	0	0.00
GRAND TOTAL	\$369,862	0.00	\$1,000,000	0.00	\$500,000	0.00	\$0	0.00
GENERAL REVENUE	\$0	0.00	\$0	0.00	\$0	0.00		0.00
FEDERAL FUNDS	\$369,862	0.00	\$1,000,000	0.00	\$500,000	0.00		0.00
OTHER FUNDS	\$0	0.00	\$0	0.00	\$0	0.00		0.00

PROGRAM DESCRIPTION

Department: Social Services

HB Section(s): 11.230

Program Name: MOKAN Institute

Program is found in the following core budget(s): Missouri Work Programs

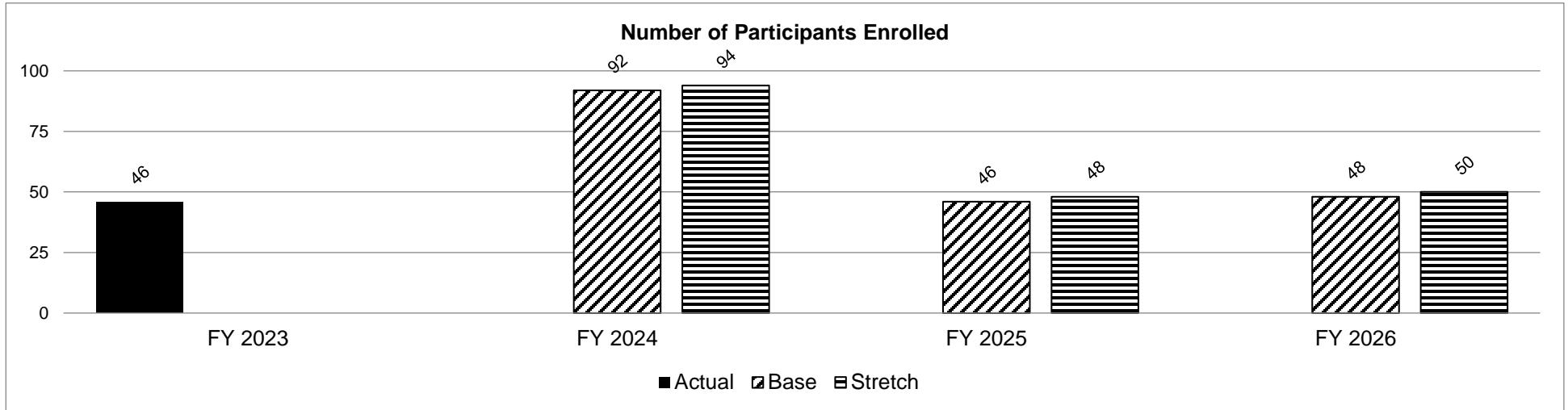
1a. What strategic priority does this program address?

Move families to economic independence.

1b. What does this program do?

The Department of Social Services (DSS) contracts with Area Resources for Community and Human Services (ARCHS) to administer a pre-apprenticeship program through the MOKAN Institute. This program facilitates hands-on job readiness training and support services for individuals living in the City of St. Louis. The pre-apprenticeship program provides outreach to underserved people from all backgrounds to overcome the barriers they face to self-sufficiency. Students will be introduced to aspects of the construction industry, complete 80-hours of coursework needed for an entry-level construction work, learn to use hand and power tools, draft construction drawings, and learn proper material handling and information technology in the workplace. Students will be assessed on their knowledge and skills and complete the OSHA 10-hour certification, receive an OSHA 10 safety card as well as a 40-hour certification in Hazardous Waste Operations and Emergency Response Standard Program.

2a. Provide an activity measure(s) for the program.



*Projections reflect an increased one-time appropriation in FY 2024.

PROGRAM DESCRIPTION

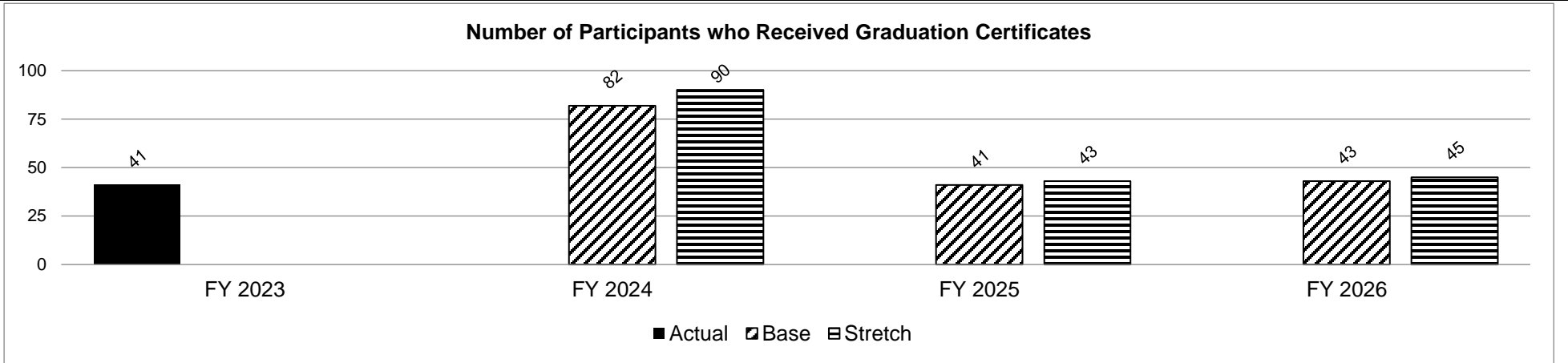
Department: Social Services

HB Section(s): 11.230

Program Name: MOKAN Institute

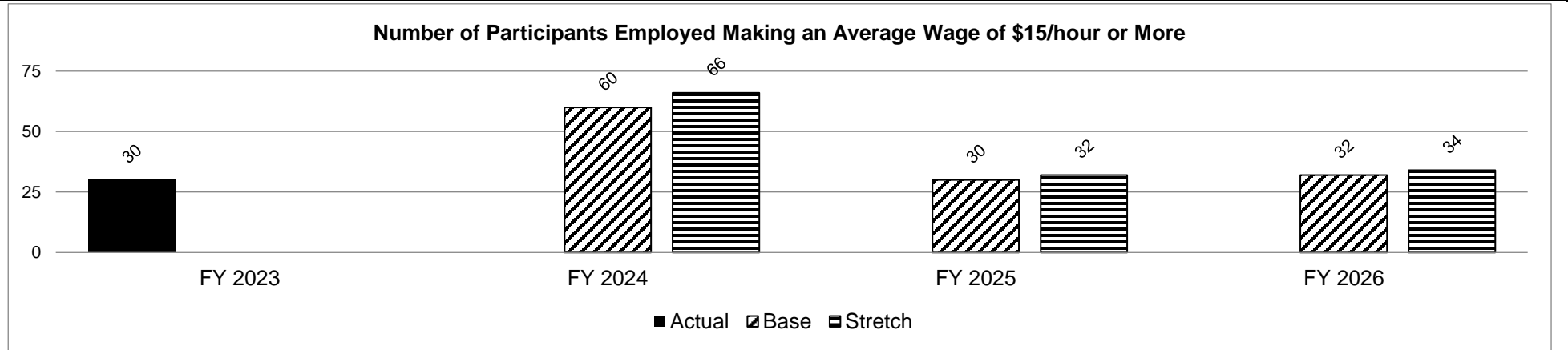
Program is found in the following core budget(s): Missouri Work Programs

2b. Provide a measure(s) of the program's quality.



*Projections reflect an increased one-time appropriation in FY 2024.

2c. Provide a measure(s) of the program's impact.



*Projections reflect an increased one-time appropriation in FY 2024.

PROGRAM DESCRIPTION

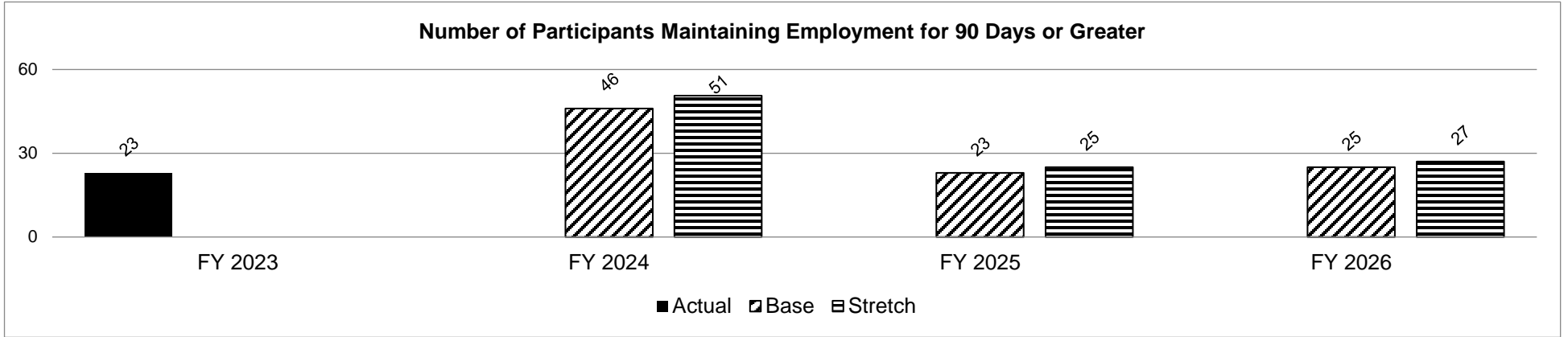
Department: Social Services

HB Section(s): 11.230

Program Name: MOKAN Institute

Program is found in the following core budget(s): Missouri Work Programs

2d. Provide a measure(s) of the program's efficiency.



*Projections reflect an increased one-time appropriation in FY 2024.

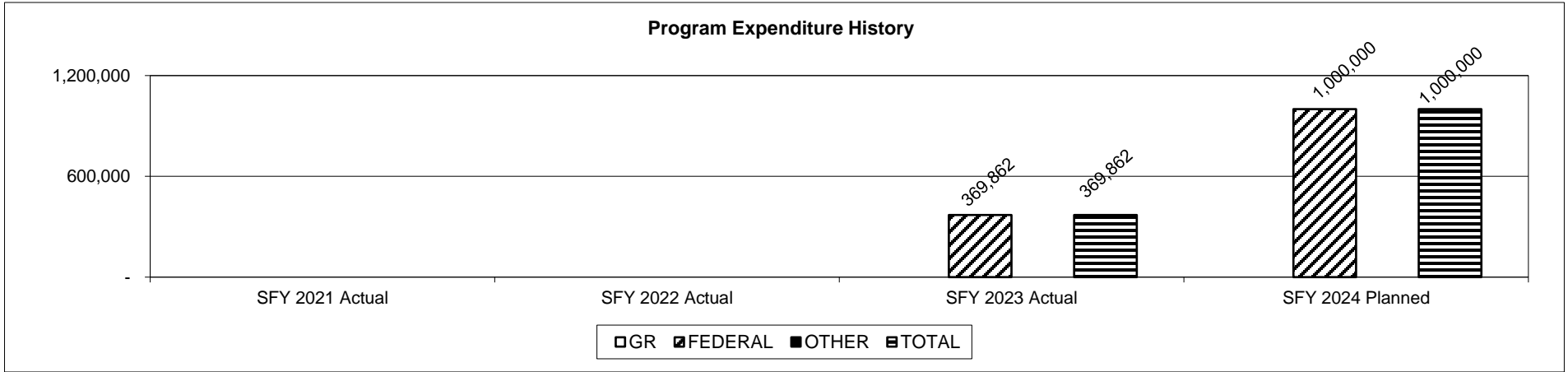
PROGRAM DESCRIPTION

Department: Social Services
 Program Name: MOKAN Institute

HB Section(s): 11.230

Program is found in the following core budget(s): Missouri Work Programs

3. Provide actual expenditures for the prior three fiscal years and planned expenditures for the current fiscal year. (Note: Amounts do not include fringe benefit costs.)



4. What are the sources of the "Other " funds?

N/A

5. What is the authorization for this program, i.e., federal or state statute, etc.? (Include the federal program number, if applicable.)

State Statute: Section 208.040, RSMo. Federal Law: PL 104-193 and PRWORA of 1996.

6. Are there federal matching requirements? If yes, please explain.

Expenditures for the Temporary Assistance for Needy Families (TANF) are claimed based on program requirements. Expenditures of the TANF block grant are reimbursed at 100% FF, not to exceed the block grant amount. State Maintenance of Effort (MOE) is required to earn the full TANF block grant. Expenditures that meet MOE requirements are used to satisfy the amount required to earn the TANF block grant.

7. Is this a federally mandated program? If yes, please explain.

No.

**Core – Missouri Work
Programs- Mission St.
Louis**

CORE DECISION ITEM

Department: Social Services
 Division: Family Support
 Core: Missouri Work Program- Mission St. Louis

Budget Unit: 90134C
 HB Section: 11.230

1. CORE FINANCIAL SUMMARY

	FY 2025 Budget Request					FY 2025 Governor's Recommendation			
	GR	Federal	Other	Total		GR	Federal	Other	Total
PS	0	0	0	0	PS	0	0	0	0
EE	0	0	0	0	EE	0	0	0	0
PSD	0	0	0	0	PSD	0	0	0	0
TRF	0	0	0	0	TRF	0	0	0	0
Total	0	0	0	0	Total	0	0	0	0
FTE	0.00	0.00	0.00	0.00	FTE	0.00	0.00	0.00	0.00

Est. Fringe	0	0	0	0
--------------------	---	---	---	---

Note: Fringes budgeted in House Bill 5 except for certain fringes budgeted directly to MoDOT, Highway Patrol, and Conservation.

Other Funds: N/A

Est. Fringe	0	0	0	0
--------------------	---	---	---	---

Note: Fringes budgeted in House Bill 5 except for certain fringes budgeted directly to MoDOT, Highway Patrol, and Conservation.

Other Funds: N/A

2. CORE DESCRIPTION

The Department of Social Services (DSS) provides Temporary Assistance for Needy Families (TANF) block grant funding to Mission St. Louis, through Area Resources for Community and Human Services (ARCHS). This program seeks to empower individuals for social and economic growth through relationship and opportunity by facilitating supplemental education programs, job development and training, and community service programs for under-resourced individuals. This program meets TANF purpose two (2).

This program was funded as a one-time appropriation in FY 2024.

3. PROGRAM LISTING (list programs included in this core funding)

Mission St. Louis

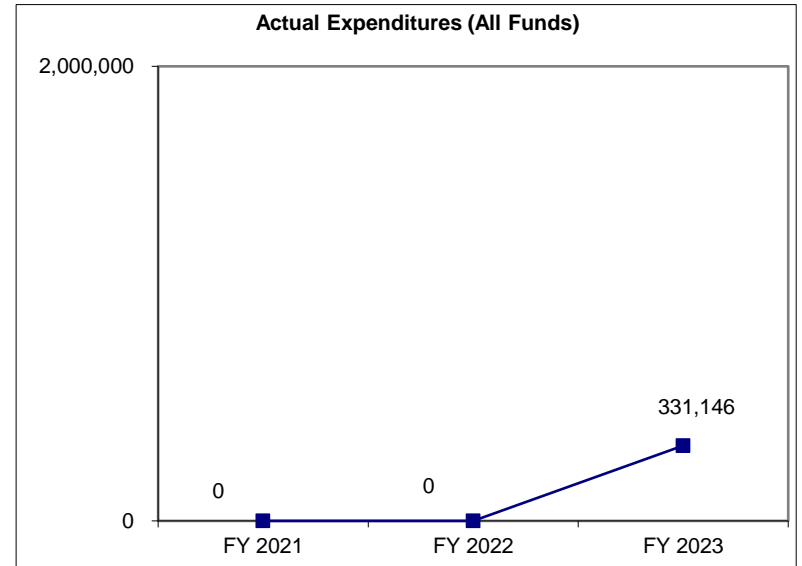
CORE DECISION ITEM

Department: Social Services
Division: Family Support
Core: Missouri Work Program- Mission St. Louis

Budget Unit: 90134C
HB Section: 11.230

4. FINANCIAL HISTORY

	FY 2021	FY 2022	FY 2023	FY 2024
	Actual	Actual	Actual	Current Yr.
Appropriation (All Funds)	0	0	500,000	750,000
Less Reverted (All Funds)	0	0	0	0
Less Restricted (All Funds)	0	0	0	0
Budget Authority (All Funds)	0	0	500,000	750,000
Actual Expenditures (All Funds)	0	0	331,146	N/A
Unexpended (All Funds)	0	0	168,854	N/A
Unexpended, by Fund:				
General Revenue	0	0	0	N/A
Federal	0	0	168,854	N/A
Other	0	0	0	N/A
			(1)	(2)



*Current Year restricted amount is as of September 1, 2023.
 Reverted includes the statutory three- percent reserve (when applicable).

NOTES:

TANF Work programs were transferred to the Missouri Work Program in FY 2021.

(1) This is a newly funded program in FY 2023 (one-time funding).

(2) FY 2024- There was a core decrease of \$500,000 FF one-time funding and there was an increase of \$750,000 FF.

CORE RECONCILIATION DETAIL

**DEPARTMENT OF SOCIAL SERVICES
MISSION ST. LOUIS**

5. CORE RECONCILIATION DETAIL

	Budget Class	FTE	GR	Federal	Other	Total	Explanation
TAFP AFTER VETOES							
	PD	0.00	0	750,000	0	750,000	
	Total	0.00	0	750,000	0	750,000	
DEPARTMENT CORE ADJUSTMENTS							
1x Expenditures	241 2455 PD	0.00	0	(750,000)	0	(750,000)	Core reduction of one-time funding.
	NET DEPARTMENT CHANGES	0.00	0	(750,000)	0	(750,000)	
DEPARTMENT CORE REQUEST							
	PD	0.00	0	0	0	0	
	Total	0.00	0	0	0	0	
GOVERNOR'S RECOMMENDED CORE							
	PD	0.00	0	0	0	0	
	Total	0.00	0	0	0	0	

DECISION ITEM SUMMARY

Budget Unit									
Decision Item	FY 2023	FY 2023	FY 2024	FY 2024	FY 2025	FY 2025	*****	*****	
Budget Object Summary	ACTUAL	ACTUAL	BUDGET	BUDGET	DEPT REQ	DEPT REQ	SECURED	SECURED	
Fund	DOLLAR	FTE	DOLLAR	FTE	DOLLAR	FTE	COLUMN	COLUMN	
MISSION ST. LOUIS									
CORE									
PROGRAM-SPECIFIC									
TEMP ASSIST NEEDY FAM FEDERAL	331,146	0.00	750,000	0.00	0	0.00	0	0.00	
TOTAL - PD	331,146	0.00	750,000	0.00	0	0.00	0	0.00	
TOTAL	331,146	0.00	750,000	0.00	0	0.00	0	0.00	
GRAND TOTAL	\$331,146	0.00	\$750,000	0.00	\$0	0.00	\$0	0.00	

DECISION ITEM DETAIL

Budget Unit	FY 2023	FY 2023	FY 2024	FY 2024	FY 2025	FY 2025	*****	*****
Decision Item	ACTUAL	ACTUAL	BUDGET	BUDGET	DEPT REQ	DEPT REQ	SECURED	SECURED
Budget Object Class	DOLLAR	FTE	DOLLAR	FTE	DOLLAR	FTE	COLUMN	COLUMN
MISSION ST. LOUIS								
CORE								
PROGRAM DISTRIBUTIONS	331,146	0.00	750,000	0.00	0	0.00	0	0.00
TOTAL - PD	331,146	0.00	750,000	0.00	0	0.00	0	0.00
GRAND TOTAL	\$331,146	0.00	\$750,000	0.00	\$0	0.00	\$0	0.00
GENERAL REVENUE	\$0	0.00	\$0	0.00	\$0	0.00		0.00
FEDERAL FUNDS	\$331,146	0.00	\$750,000	0.00	\$0	0.00		0.00
OTHER FUNDS	\$0	0.00	\$0	0.00	\$0	0.00		0.00

PROGRAM DESCRIPTION

Department: Social Services

HB Section(s): 11.230

Program Name: Mission St. Louis

Program is found in the following core budget(s): Missouri Work Programs

1a. What strategic priority does this program address?

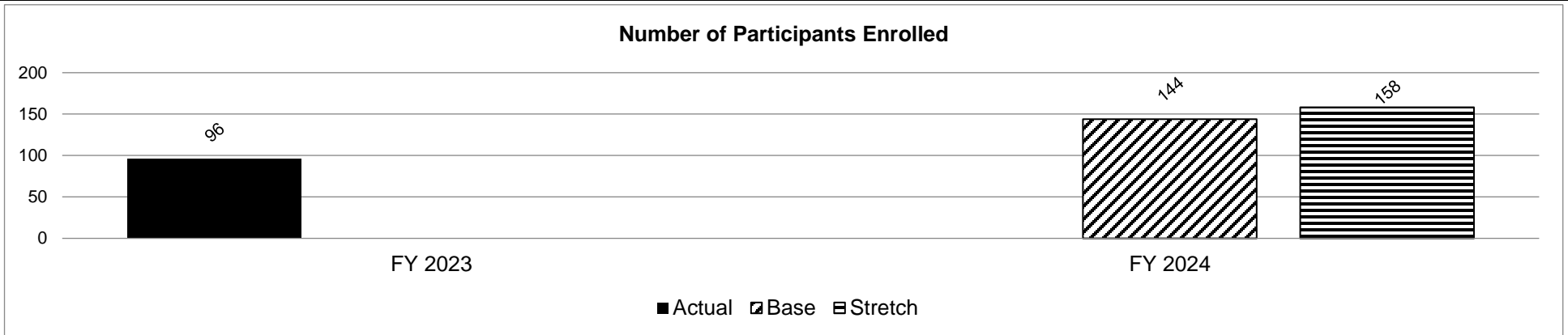
Move families to economic independence.

1b. What does this program do?

The Department of Social Services (DSS) contracts with Area Resources for Community and Human Services (ARCHS) to provide funding to Mission St. Louis for Employment and Community Health as 1 (EACH 1). EACH 1 is designed to empower individuals by providing social and economic growth by facilitating supplemental education programs, job development, training, and community service programs for under-resourced individuals. All participants will receive an individualized approach including traditional case management and supports so they can be successful in obtaining and retaining family-supporting employment.

The EACH 1 pilot project will serve will serve TANF eligible individuals in St Louis City and County. Participants will include justice-involved, underemployed, unemployed and trauma impacted individuals including individuals who have experienced the negative impacts of the pandemic. Participants will receive coaching, soft-skill building, and job readiness training in hopes of reducing and ultimately ending the dependence on government benefits.

2a. Provide an activity measure(s) for the program.



Projections reflect an increased one-time appropriation in FY 2024.

PROGRAM DESCRIPTION

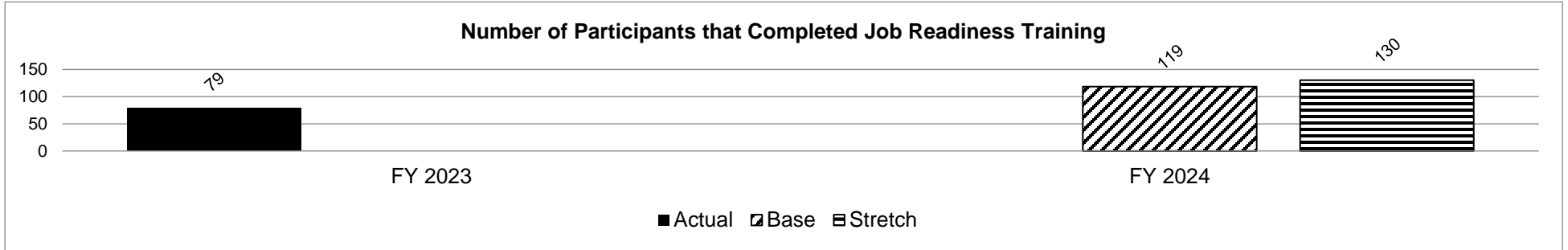
Department: Social Services

HB Section(s): 11.230

Program Name: Mission St. Louis


Program is found in the following core budget(s): Missouri Work Programs

2b. Provide a measure(s) of the program's quality.



Projections reflect an increased one-time appropriation in FY 2024.

2c. Provide a measure(s) of the program's impact.



Projections reflect an increased one-time appropriation in FY 2024.

PROGRAM DESCRIPTION


Department: Social Services

HB Section(s): 11.230

Program Name: Mission St. Louis

Program is found in the following core budget(s): Missouri Work Programs

2d. Provide a measure(s) of the program's efficiency.



Projections reflect an increased one-time appropriation in FY 2024.

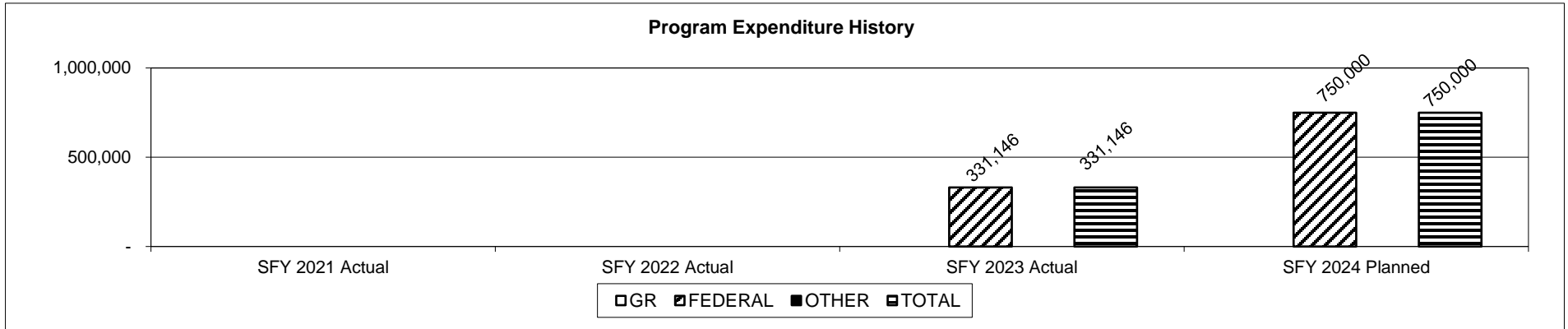
PROGRAM DESCRIPTION

Department: Social Services
 Program Name: Mission St. Louis

HB Section(s): 11.230

Program is found in the following core budget(s): Missouri Work Programs

3. Provide actual expenditures for the prior three fiscal years and planned expenditures for the current fiscal year. (Note: Amounts do not include fringe benefit costs.)



SFY 2024 Planned is net of reverted.

4. What are the sources of the "Other " funds?

N/A

5. What is the authorization for this program, i.e., federal or state statute, etc.? (Include the federal program number, if applicable.)

TANF Funding: State Statute: Section 208.040, RSMo. Federal Law: PL 104-193 and PRWORA of 1996.

6. Are there federal matching requirements? If yes, please explain.

Expenditures for the Temporary Assistance for Needy Families (TANF) are claimed based on program requirements. Expenditures of the TANF block grant are reimbursed at 100% FF, not to exceed the block grant amount. State Maintenance of Effort (MOE) is required to earn the full TANF block grant. Expenditures that meet MOE requirements are used to satisfy the amount required to earn the TANF block grant.

7. Is this a federally mandated program? If yes, please explain.

No.

**Core – Missouri Work
Programs- Porter House
KC**

CORE DECISION ITEM

Department: Social Services
 Division: Family Support
 Core: Missouri Work Program- Porter House KC

Budget Unit: 90135C
 HB Section: 11.230

1. CORE FINANCIAL SUMMARY

	FY 2025 Budget Request					FY 2025 Governor's Recommendation			
	GR	Federal	Other	Total		GR	Federal	Other	Total
PS	0	0	0	0	PS	0	0	0	0
EE	0	0	0	0	EE	0	0	0	0
PSD	0	0	0	0	PSD	0	0	0	0
TRF	0	0	0	0	TRF	0	0	0	0
Total	0	0	0	0	Total	0	0	0	0
FTE	0.00	0.00	0.00	0.00	FTE	0.00	0.00	0.00	0.00

Est. Fringe	0	0	0	0
--------------------	---	---	---	---

Note: Fringes budgeted in House Bill 5 except for certain fringes budgeted directly to MoDOT, Highway Patrol, and Conservation.

Other Funds: N/A

Est. Fringe	0	0	0	0
--------------------	---	---	---	---

Note: Fringes budgeted in House Bill 5 except for certain fringes budgeted directly to MoDOT, Highway Patrol, and Conservation.

Other Funds: N/A

2. CORE DESCRIPTION

The Department of Social Services (DSS) provides Temporary Assistance for Needy Families (TANF) block grant funding to Porter House Kansas City. This program seeks to provide entrepreneurship guidance to underserved business owners. This program meets TANF purpose two (2).

This program was funded as a one-time appropriation in FY 2024.

3. PROGRAM LISTING (list programs included in this core funding)

Porter House KC

CORE DECISION ITEM

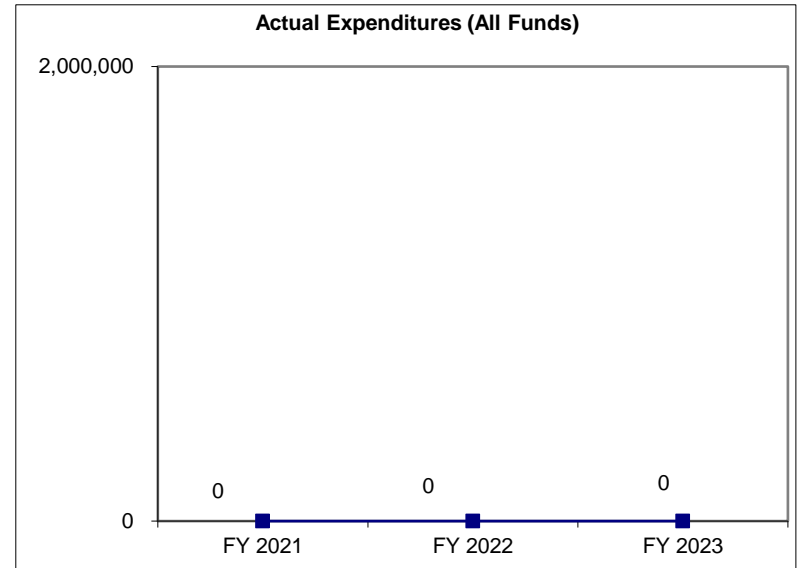
Department: Social Services
Division: Family Support
Core: Missouri Work Program- Porter House KC

Budget Unit: 90135C
HB Section: 11.230

4. FINANCIAL HISTORY

	FY 2021 Actual	FY 2022 Actual	FY 2023 Actual	FY 2024 Current Yr.
Appropriation (All Funds)	0	0	0	150,000
Less Reverted (All Funds)	0	0	0	0
Less Restricted (All Funds)	0	0	0	0
Budget Authority (All Funds)	0	0	0	150,000
Actual Expenditures (All Funds)	0	0	0	N/A
Unexpended (All Funds)	0	0	0	N/A
Unexpended, by Fund:				
General Revenue	0	0	0	N/A
Federal	0	0	0	N/A
Other	0	0	0	N/A

(1)



*Current Year restricted amount is as of September 1, 2023.
 Reverted includes the statutory three- percent reserve (when applicable).
 Restricted includes any Governor's Expenditure Restriction (when applicable).

NOTES:

TANF Work programs were transferred to the Missouri Work Program in FY 2021.

(1) This is a newly funded program for FY 2024.

CORE RECONCILIATION DETAIL

DEPARTMENT OF SOCIAL SERVICES
PORTER HOUSE KC

5. CORE RECONCILIATION DETAIL

	Budget Class	FTE	GR	Federal	Other	Total	Explanation
TAFP AFTER VETOES							
	PD	0.00	0	150,000	0	150,000	
	Total	0.00	0	150,000	0	150,000	
DEPARTMENT CORE ADJUSTMENTS							
1x Expenditures	243 2456 PD	0.00	0	(150,000)	0	(150,000)	Core reduction of one-time funding.
	NET DEPARTMENT CHANGES	0.00	0	(150,000)	0	(150,000)	
DEPARTMENT CORE REQUEST							
	PD	0.00	0	0	0	0	
	Total	0.00	0	0	0	0	
GOVERNOR'S RECOMMENDED CORE							
	PD	0.00	0	0	0	0	
	Total	0.00	0	0	0	0	

DECISION ITEM SUMMARY

Budget Unit									
Decision Item	FY 2023	FY 2023	FY 2024	FY 2024	FY 2025	FY 2025	*****	*****	
Budget Object Summary	ACTUAL	ACTUAL	BUDGET	BUDGET	DEPT REQ	DEPT REQ	SECURED	SECURED	
Fund	DOLLAR	FTE	DOLLAR	FTE	DOLLAR	FTE	COLUMN	COLUMN	
PORTER HOUSE KC									
CORE									
PROGRAM-SPECIFIC									
TEMP ASSIST NEEDY FAM FEDERAL	0	0.00	150,000	0.00	0	0.00	0	0.00	
TOTAL - PD	0	0.00	150,000	0.00	0	0.00	0	0.00	
TOTAL	0	0.00	150,000	0.00	0	0.00	0	0.00	
GRAND TOTAL	\$0	0.00	\$150,000	0.00	\$0	0.00	\$0	0.00	

DECISION ITEM DETAIL

Budget Unit	FY 2023	FY 2023	FY 2024	FY 2024	FY 2025	FY 2025	*****	*****
Decision Item	ACTUAL	ACTUAL	BUDGET	BUDGET	DEPT REQ	DEPT REQ	SECURED	SECURED
Budget Object Class	DOLLAR	FTE	DOLLAR	FTE	DOLLAR	FTE	COLUMN	COLUMN
PORTER HOUSE KC								
CORE								
PROGRAM DISTRIBUTIONS	0	0.00	150,000	0.00	0	0.00	0	0.00
TOTAL - PD	0	0.00	150,000	0.00	0	0.00	0	0.00
GRAND TOTAL	\$0	0.00	\$150,000	0.00	\$0	0.00	\$0	0.00
GENERAL REVENUE	\$0	0.00	\$0	0.00	\$0	0.00		0.00
FEDERAL FUNDS	\$0	0.00	\$150,000	0.00	\$0	0.00		0.00
OTHER FUNDS	\$0	0.00	\$0	0.00	\$0	0.00		0.00

PROGRAM DESCRIPTION

Department: Social Services

HB Section(s): 11.230

Program Name: Porter House KC

Program is found in the following core budget(s): Missouri Work Programs

1a. What strategic priority does this program address?

Move families to economic independence.

1b. What does this program do?

The Department of Social Services (DSS) provides funding to Porter House KC, to help underserved business owners by providing entrepreneurship guidance, job training, education, and development for minority and women owned businesses.

2a. Provide an activity measure(s) for the program.

Measures will be developed upon implementation.

2b. Provide a measure(s) of the program's quality.

Measures will be developed upon implementation.

2c. Provide a measure(s) of the program's impact.

Measures will be developed upon implementation.

2d. Provide a measure(s) of the program's efficiency.

Measures will be developed upon implementation.


PROGRAM DESCRIPTION

Department: Social Services
 Program Name: Porter House KC

HB Section(s): 11.230

Program is found in the following core budget(s): Missouri Work Programs

3. Provide actual expenditures for the prior three fiscal years and planned expenditures for the current fiscal year. (Note: Amounts do not include fringe benefit costs.)



4. What are the sources of the "Other " funds?

N/A

5. What is the authorization for this program, i.e., federal or state statute, etc.? (Include the federal program number, if applicable.)

HB 11 (DSS Appropriation Bill).

6. Are there federal matching requirements? If yes, please explain.

Expenditures for the Temporary Assistance for Needy Families (TANF) are claimed based on program requirements. Expenditures of the TANF block grant are reimbursed at 100% FF, not to exceed the block grant amount. State Maintenance of Effort (MOE) is required to earn the full TANF block grant. Expenditures that meet MOE requirements are used to satisfy the amount required to earn the TANF block grant.

7. Is this a federally mandated program? If yes, please explain.

No.

Core – Missouri Work Programs- I Pour Life

CORE DECISION ITEM

Department: Social Services
 Division: Family Support
 Core: Missouri Work Program- I Pour Life

Budget Unit: 90159C
 HB Section: 11.230

1. CORE FINANCIAL SUMMARY

	FY 2025 Budget Request					FY 2025 Governor's Recommendation			
	GR	Federal	Other	Total		GR	Federal	Other	Total
PS	0	0	0	0	PS	0	0	0	0
EE	0	0	0	0	EE	0	0	0	0
PSD	0	0	0	0	PSD	0	0	0	0
TRF	0	0	0	0	TRF	0	0	0	0
Total	0	0	0	0	Total	0	0	0	0
FTE	0.00	0.00	0.00	0.00	FTE	0.00	0.00	0.00	0.00

Est. Fringe	0	0	0	0
--------------------	---	---	---	---

Note: Fringes budgeted in House Bill 5 except for certain fringes budgeted directly to MoDOT, Highway Patrol, and Conservation.

Other Funds: N/A

Est. Fringe	0	0	0	0
--------------------	---	---	---	---

Note: Fringes budgeted in House Bill 5 except for certain fringes budgeted directly to MoDOT, Highway Patrol, and Conservation.

Other Funds: N/A

2. CORE DESCRIPTION

The Department of Social Services (DSS) provides Temporary Assistance for Needy Families (TANF) block grant funding for iPour Life. This program seeks to provide guidance to at-risk and foster care youth in the Springfield area. This program meets TANF purpose three (3).

This program was funded as a one-time appropriation in FY 2024.

3. PROGRAM LISTING (list programs included in this core funding)

I Pour Life

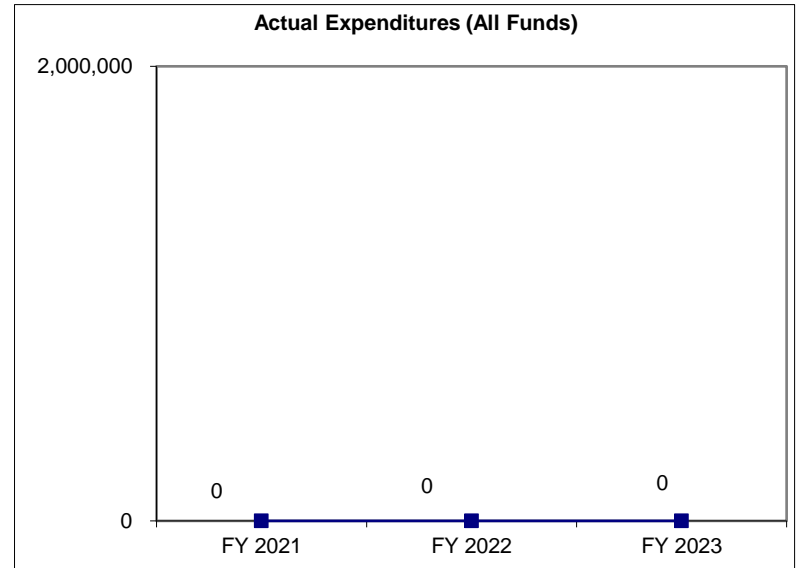
CORE DECISION ITEM

Department: Social Services
Division: Family Support
Core: Missouri Work Program- I Pour Life

Budget Unit: 90159C
HB Section: 11.230

4. FINANCIAL HISTORY

	FY 2021 Actual	FY 2022 Actual	FY 2023 Actual	FY 2024 Current Yr.
Appropriation (All Funds)	0	0	0	500,000
Less Reverted (All Funds)	0	0	0	0
Less Restricted (All Funds)	0	0	0	0
Budget Authority (All Funds)	0	0	0	500,000
Actual Expenditures (All Funds)	0	0	0	N/A
Unexpended (All Funds)	0	0	0	N/A
Unexpended, by Fund:				
General Revenue	0	0	0	N/A
Federal	0	0	0	N/A
Other	0	0	0	N/A



(1)

*Current Year restricted amount is as of September 1, 2023.
 Reverted includes the statutory three- percent reserve (when applicable).
 Restricted includes any Governor's Expenditure Restriction (when applicable).

NOTES:

TANF Work programs were transferred to the Missouri Work Program in FY 2021.

(1) This is a newly funded program for FY 2024.

CORE RECONCILIATION DETAIL

**DEPARTMENT OF SOCIAL SERVICES
I POUR LIFE**

5. CORE RECONCILIATION DETAIL

	Budget Class	FTE	GR	Federal	Other	Total	Explanation
TAFP AFTER VETOES							
	PD	0.00	0	500,000	0	500,000	
	Total	0.00	0	500,000	0	500,000	
DEPARTMENT CORE ADJUSTMENTS							
1x Expenditures	251 4629 PD	0.00	0	(500,000)	0	(500,000)	Core reduction of one-time funding.
	NET DEPARTMENT CHANGES	0.00	0	(500,000)	0	(500,000)	
DEPARTMENT CORE REQUEST							
	PD	0.00	0	0	0	0	
	Total	0.00	0	0	0	0	
GOVERNOR'S RECOMMENDED CORE							
	PD	0.00	0	0	0	0	
	Total	0.00	0	0	0	0	

DECISION ITEM SUMMARY

Budget Unit									
Decision Item	FY 2023	FY 2023	FY 2024	FY 2024	FY 2025	FY 2025	*****	*****	
Budget Object Summary	ACTUAL	ACTUAL	BUDGET	BUDGET	DEPT REQ	DEPT REQ	SECURED	SECURED	
Fund	DOLLAR	FTE	DOLLAR	FTE	DOLLAR	FTE	COLUMN	COLUMN	
I POUR LIFE									
CORE									
PROGRAM-SPECIFIC									
TEMP ASSIST NEEDY FAM FEDERAL	0	0.00	500,000	0.00	0	0.00	0	0.00	
TOTAL - PD	0	0.00	500,000	0.00	0	0.00	0	0.00	
TOTAL	0	0.00	500,000	0.00	0	0.00	0	0.00	
GRAND TOTAL	\$0	0.00	\$500,000	0.00	\$0	0.00	\$0	0.00	

DECISION ITEM DETAIL

Budget Unit	FY 2023	FY 2023	FY 2024	FY 2024	FY 2025	FY 2025	*****	*****
Decision Item	ACTUAL	ACTUAL	BUDGET	BUDGET	DEPT REQ	DEPT REQ	SECURED	SECURED
Budget Object Class	DOLLAR	FTE	DOLLAR	FTE	DOLLAR	FTE	COLUMN	COLUMN
I POUR LIFE								
CORE								
PROGRAM DISTRIBUTIONS	0	0.00	500,000	0.00	0	0.00	0	0.00
TOTAL - PD	0	0.00	500,000	0.00	0	0.00	0	0.00
GRAND TOTAL	\$0	0.00	\$500,000	0.00	\$0	0.00	\$0	0.00
GENERAL REVENUE	\$0	0.00	\$0	0.00	\$0	0.00		0.00
FEDERAL FUNDS	\$0	0.00	\$500,000	0.00	\$0	0.00		0.00
OTHER FUNDS	\$0	0.00	\$0	0.00	\$0	0.00		0.00

PROGRAM DESCRIPTION

Department: Social Services

HB Section(s): 11.230

Program Name: I Pour Life

Program is found in the following core budget(s): Missouri Work Programs

1a. What strategic priority does this program address?

Build and engage community resources to support families in need.

1b. What does this program do?

The Department of Social Services (DSS) provides funding for iPour Life, for a program assists at-risk or foster care youth ages 16-24 by helping them identify and apply unique strengths in order to experience a successful, self-sufficient transition into adulthood.

2a. Provide an activity measure(s) for the program.

Measures will be developed upon implementation.

2b. Provide a measure(s) of the program's quality.

Measures will be developed upon implementation.

2c. Provide a measure(s) of the program's impact.

Measures will be developed upon implementation.

2d. Provide a measure(s) of the program's efficiency.

Measures will be developed upon implementation.

PROGRAM DESCRIPTION


Department: Social Services

HB Section(s): 11.230

Program Name: I Pour Life

Program is found in the following core budget(s): Missouri Work Programs

3. Provide actual expenditures for the prior three fiscal years and planned expenditures for the current fiscal year. (Note: Amounts do not include fringe benefit costs.)



4. What are the sources of the "Other " funds?

N/A

5. What is the authorization for this program, i.e., federal or state statute, etc.? (Include the federal program number, if applicable.)

HB 11 (DSS Appropriation Bill).

6. Are there federal matching requirements? If yes, please explain.

Expenditures for the Temporary Assistance for Needy Families (TANF) are claimed based on program requirements. Expenditures of the TANF block grant are reimbursed at 100% FF, not to exceed the block grant amount. State Maintenance of Effort (MOE) is required to earn the full TANF block grant. Expenditures that meet MOE requirements are used to satisfy the amount required to earn the TANF block grant.

7. Is this a federally mandated program? If yes, please explain.

No.

**Core – Missouri Work
Programs- Southside Early
Childhood**

CORE DECISION ITEM

Department: Social Services
 Division: Family Support
 Core: Missouri Work Program- Southside Early Childhood

Budget Unit: 90241C
 HB Section: 11.230

1. CORE FINANCIAL SUMMARY

	FY 2025 Budget Request			
	GR	Federal	Other	Total
PS	0	0	0	0
EE	0	0	0	0
PSD	0	0	0	0
TRF	0	0	0	0
Total	0	0	0	0
FTE	0.00	0.00	0.00	0.00

	FY 2025 Governor's Recommendation			
	GR	Federal	Other	Total
PS	0	0	0	0
EE	0	0	0	0
PSD	0	0	0	0
TRF	0	0	0	0
Total	0	0	0	0
FTE	0.00	0.00	0.00	0.00

Est. Fringe	0	0	0	0
--------------------	---	---	---	---

Note: Fringes budgeted in House Bill 5 except for certain fringes budgeted directly to MoDOT, Highway Patrol, and Conservation.

Other Funds: N/A

Est. Fringe	0	0	0	0
--------------------	---	---	---	---

Note: Fringes budgeted in House Bill 5 except for certain fringes budgeted directly to MoDOT, Highway Patrol, and Conservation.

Other Funds: N/A

2. CORE DESCRIPTION

The Department of Social Services (DSS) provides Temporary Assistance for Needy Families (TANF) block grant funding to the Southside Early Childhood Center in St. Louis. The Southside Early Childhood Center provides affordable childcare to underserved and first generation families.

This program was funded as a one-time appropriation in FY 2024.

3. PROGRAM LISTING (list programs included in this core funding)

Southside Early Childhood

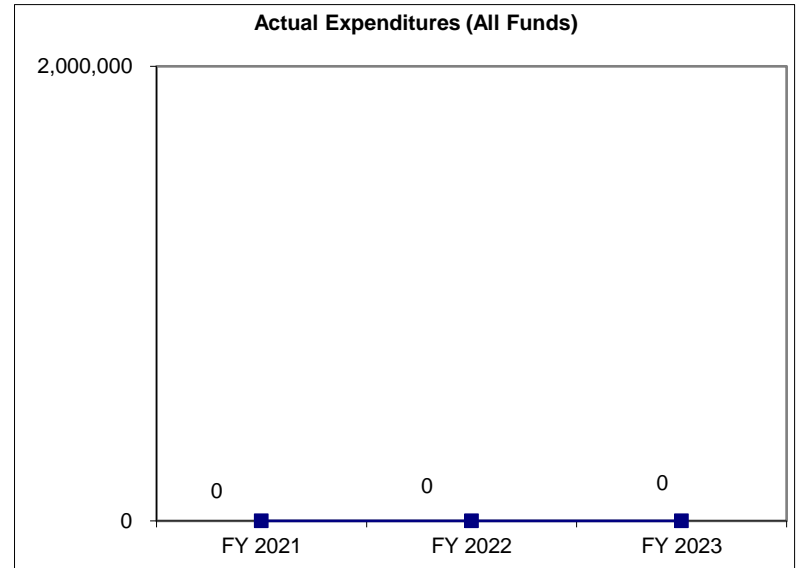
CORE DECISION ITEM

Department: Social Services
Division: Family Support
Core: Missouri Work Program- Southside Early Childhood

Budget Unit: 90241C
HB Section: 11.230

4. FINANCIAL HISTORY

	FY 2021 Actual	FY 2022 Actual	FY 2023 Actual	FY 2024 Current Yr.
Appropriation (All Funds)	0	0	0	250,000
Less Reverted (All Funds)	0	0	0	0
Less Restricted (All Funds)	0	0	0	0
Budget Authority (All Funds)	0	0	0	250,000
Actual Expenditures (All Funds)	0	0	0	N/A
Unexpended (All Funds)	0	0	0	N/A
Unexpended, by Fund:				
General Revenue	0	0	0	N/A
Federal	0	0	0	N/A
Other	0	0	0	N/A



(1)

*Current Year restricted amount is as of September 1, 2023.
 Reverted includes the statutory three- percent reserve (when applicable).
 Restricted includes any Governor's Expenditure Restriction (when applicable).

NOTES:

TANF Work programs were transferred to the Missouri Work Program in FY 2021.

(1) This is a newly funded program for FY 2024.

CORE RECONCILIATION DETAIL

**DEPARTMENT OF SOCIAL SERVICES
SOUTHSIDE EARLY CHILDHOOD**

5. CORE RECONCILIATION DETAIL

	Budget Class	FTE	GR	Federal	Other	Total	Explanation
TAFP AFTER VETOES							
	PD	0.00	0	250,000	0	250,000	
	Total	0.00	0	250,000	0	250,000	
DEPARTMENT CORE ADJUSTMENTS							
1x Expenditures	256 4630 PD	0.00	0	(250,000)	0	(250,000)	Core reduction of one-time funding.
	NET DEPARTMENT CHANGES	0.00	0	(250,000)	0	(250,000)	
DEPARTMENT CORE REQUEST							
	PD	0.00	0	0	0	0	
	Total	0.00	0	0	0	0	
GOVERNOR'S RECOMMENDED CORE							
	PD	0.00	0	0	0	0	
	Total	0.00	0	0	0	0	

DECISION ITEM SUMMARY

Budget Unit									
Decision Item	FY 2023	FY 2023	FY 2024	FY 2024	FY 2025	FY 2025	*****	*****	
Budget Object Summary	ACTUAL	ACTUAL	BUDGET	BUDGET	DEPT REQ	DEPT REQ	SECURED	SECURED	
Fund	DOLLAR	FTE	DOLLAR	FTE	DOLLAR	FTE	COLUMN	COLUMN	
SOUTHSIDE EARLY CHILDHOOD									
CORE									
PROGRAM-SPECIFIC									
TEMP ASSIST NEEDY FAM FEDERAL	0	0.00	250,000	0.00	0	0.00	0	0.00	
TOTAL - PD	0	0.00	250,000	0.00	0	0.00	0	0.00	
TOTAL	0	0.00	250,000	0.00	0	0.00	0	0.00	
GRAND TOTAL	\$0	0.00	\$250,000	0.00	\$0	0.00	\$0	0.00	

DECISION ITEM DETAIL

Budget Unit	FY 2023	FY 2023	FY 2024	FY 2024	FY 2025	FY 2025	*****	*****
Decision Item	ACTUAL	ACTUAL	BUDGET	BUDGET	DEPT REQ	DEPT REQ	SECURED	SECURED
Budget Object Class	DOLLAR	FTE	DOLLAR	FTE	DOLLAR	FTE	COLUMN	COLUMN
SOUTHSIDE EARLY CHILDHOOD								
CORE								
PROGRAM DISTRIBUTIONS	0	0.00	250,000	0.00	0	0.00	0	0.00
TOTAL - PD	0	0.00	250,000	0.00	0	0.00	0	0.00
GRAND TOTAL	\$0	0.00	\$250,000	0.00	\$0	0.00	\$0	0.00
GENERAL REVENUE	\$0	0.00	\$0	0.00	\$0	0.00		0.00
FEDERAL FUNDS	\$0	0.00	\$250,000	0.00	\$0	0.00		0.00
OTHER FUNDS	\$0	0.00	\$0	0.00	\$0	0.00		0.00

PROGRAM DESCRIPTION

Department: Social Services

HB Section(s): 11.230

Program Name: Southside Early Childhood

Program is found in the following core budget(s): Missouri Work Programs

1a. What strategic priority does this program address?

Build and engage community resources to support families in need.

1b. What does this program do?

The Department of Social Services (DSS) provides funding for Southside Early Childhood Center. The Southside Early Childhood Center provides childcare to families in the St. Louis area with an emphasis on holistic relationships, supplemental education programs, job development and training, and family resources.

2a. Provide an activity measure(s) for the program.

Measures will be developed upon implementation.

2b. Provide a measure(s) of the program's quality.

Measures will be developed upon implementation.

2c. Provide a measure(s) of the program's impact.

Measures will be developed upon implementation.

2d. Provide a measure(s) of the program's efficiency.

Measures will be developed upon implementation.

PROGRAM DESCRIPTION


Department: Social Services

HB Section(s): 11.230

Program Name: Southside Early Childhood

Program is found in the following core budget(s): Missouri Work Programs

3. Provide actual expenditures for the prior three fiscal years and planned expenditures for the current fiscal year. (Note: Amounts do not include fringe benefit costs.)



4. What are the sources of the "Other " funds?

N/A

5. What is the authorization for this program, i.e., federal or state statute, etc.? (Include the federal program number, if applicable.)

HB 11 (DSS Appropriation Bill).

6. Are there federal matching requirements? If yes, please explain.

Expenditures for the Temporary Assistance for Needy Families (TANF) are claimed based on program requirements. Expenditures of the TANF block grant are reimbursed at 100% FF, not to exceed the block grant amount. State Maintenance of Effort (MOE) is required to earn the full TANF block grant. Expenditures that meet MOE requirements are used to satisfy the amount required to earn the TANF block grant.

7. Is this a federally mandated program? If yes, please explain.

No.

**Core – Missouri Work
Programs- Manasseh
Ministry**

CORE DECISION ITEM

Department: Social Services
 Division: Family Support
 Core: Missouri Work Program- Manasseh Ministry

Budget Unit: 90243C
 HB Section: 11.230

1. CORE FINANCIAL SUMMARY

	FY 2025 Budget Request					FY 2025 Governor's Recommendation			
	GR	Federal	Other	Total		GR	Federal	Other	Total
PS	0	0	0	0	PS	0	0	0	0
EE	0	0	0	0	EE	0	0	0	0
PSD	0	0	0	0	PSD	0	0	0	0
TRF	0	0	0	0	TRF	0	0	0	0
Total	0	0	0	0	Total	0	0	0	0
FTE	0.00	0.00	0.00	0.00	FTE	0.00	0.00	0.00	0.00

Est. Fringe	0	0	0	0
--------------------	---	---	---	---

Note: Fringes budgeted in House Bill 5 except for certain fringes budgeted directly to MoDOT, Highway Patrol, and Conservation.

Other Funds: N/A

Est. Fringe	0	0	0	0
--------------------	---	---	---	---

Note: Fringes budgeted in House Bill 5 except for certain fringes budgeted directly to MoDOT, Highway Patrol, and Conservation.

Other Funds: N/A

2. CORE DESCRIPTION

This appropriation provides Temporary Assistance for Needy Families (TANF) block grant funding to the Manasseh Ministry in St. Louis. This program provides advocacy and services for formerly incarcerated individuals.

This program was funded as a one-time appropriation in FY 2024.

3. PROGRAM LISTING (list programs included in this core funding)

Manasseh Ministry

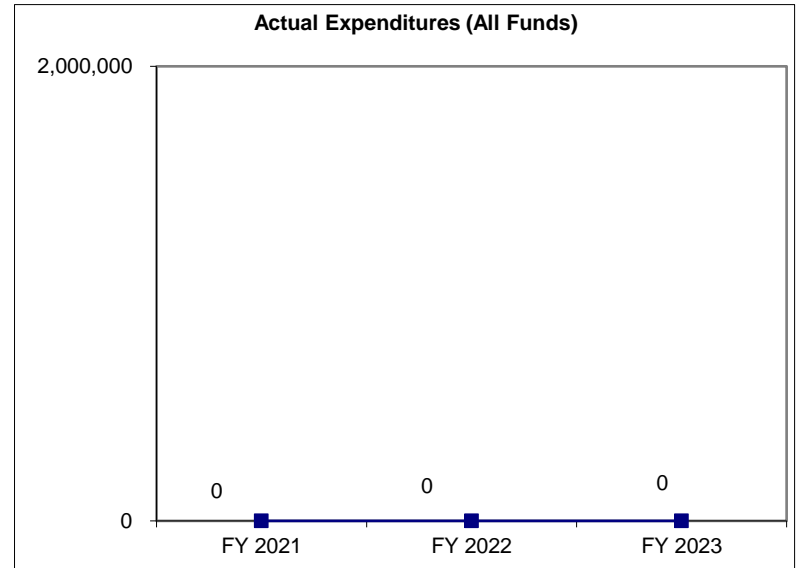
CORE DECISION ITEM

Department: Social Services
Division: Family Support
Core: Missouri Work Program- Manasseh Ministry

Budget Unit: 90243C
HB Section: 11.230

4. FINANCIAL HISTORY

	FY 2021 Actual	FY 2022 Actual	FY 2023 Actual	FY 2024 Current Yr.
Appropriation (All Funds)	0	0	0	500,000
Less Reverted (All Funds)	0	0	0	0
Less Restricted (All Funds)	0	0	0	0
Budget Authority (All Funds)	0	0	0	500,000
Actual Expenditures (All Funds)	0	0	0	N/A
Unexpended (All Funds)	0	0	0	N/A
Unexpended, by Fund:				
General Revenue	0	0	0	N/A
Federal	0	0	0	N/A
Other	0	0	0	N/A



(1)

*Current Year restricted amount is as of September 1, 2023.
 Reverted includes the statutory three- percent reserve (when applicable).
 Restricted includes any Governor's Expenditure Restriction (when applicable).

NOTES:

TANF Work programs were transferred to the Missouri Work Program in FY 2021.

(1) This is a newly funded program for FY 2024.

CORE RECONCILIATION DETAIL

**DEPARTMENT OF SOCIAL SERVICES
MANASSEH MINISTRY**

5. CORE RECONCILIATION DETAIL

	Budget Class	FTE	GR	Federal	Other	Total	Explanation
TAFP AFTER VETOES							
	PD	0.00	0	500,000	0	500,000	
	Total	0.00	0	500,000	0	500,000	
DEPARTMENT CORE ADJUSTMENTS							
1x Expenditures	259 4634 PD	0.00	0	(500,000)	0	(500,000)	Core reduction of one-time funding.
	NET DEPARTMENT CHANGES	0.00	0	(500,000)	0	(500,000)	
DEPARTMENT CORE REQUEST							
	PD	0.00	0	0	0	0	
	Total	0.00	0	0	0	0	
GOVERNOR'S RECOMMENDED CORE							
	PD	0.00	0	0	0	0	
	Total	0.00	0	0	0	0	

DECISION ITEM SUMMARY

Budget Unit									
Decision Item	FY 2023	FY 2023	FY 2024	FY 2024	FY 2025	FY 2025	*****	*****	
Budget Object Summary	ACTUAL	ACTUAL	BUDGET	BUDGET	DEPT REQ	DEPT REQ	SECURED	SECURED	
Fund	DOLLAR	FTE	DOLLAR	FTE	DOLLAR	FTE	COLUMN	COLUMN	
MANASSEH MINISTRY									
CORE									
PROGRAM-SPECIFIC									
TEMP ASSIST NEEDY FAM FEDERAL	0	0.00	500,000	0.00	0	0.00	0	0.00	
TOTAL - PD	0	0.00	500,000	0.00	0	0.00	0	0.00	
TOTAL	0	0.00	500,000	0.00	0	0.00	0	0.00	
GRAND TOTAL	\$0	0.00	\$500,000	0.00	\$0	0.00	\$0	0.00	

DECISION ITEM DETAIL

Budget Unit	FY 2023	FY 2023	FY 2024	FY 2024	FY 2025	FY 2025	*****	*****
Decision Item	ACTUAL	ACTUAL	BUDGET	BUDGET	DEPT REQ	DEPT REQ	SECURED	SECURED
Budget Object Class	DOLLAR	FTE	DOLLAR	FTE	DOLLAR	FTE	COLUMN	COLUMN
MANASSEH MINISTRY								
CORE								
PROGRAM DISTRIBUTIONS	0	0.00	500,000	0.00	0	0.00	0	0.00
TOTAL - PD	0	0.00	500,000	0.00	0	0.00	0	0.00
GRAND TOTAL	\$0	0.00	\$500,000	0.00	\$0	0.00	\$0	0.00
GENERAL REVENUE	\$0	0.00	\$0	0.00	\$0	0.00		0.00
FEDERAL FUNDS	\$0	0.00	\$500,000	0.00	\$0	0.00		0.00
OTHER FUNDS	\$0	0.00	\$0	0.00	\$0	0.00		0.00

PROGRAM DESCRIPTION

Department: Social Services

HB Section(s): 11.230

Program Name: Manasseh Ministry

Program is found in the following core budget(s): Missouri Work Programs

1a. What strategic priority does this program address?

Move families towards economic independence.

1b. What does this program do?

Manasseh Ministry provides advocacy and services to formerly incarcerated individuals and their families to help them develop leadership skills and build healthy relationships.

2a. Provide an activity measure(s) for the program.

Measures will be developed upon implementation.

2b. Provide a measure(s) of the program's quality.

Measures will be developed upon implementation.

2c. Provide a measure(s) of the program's impact.

Measures will be developed upon implementation.

2d. Provide a measure(s) of the program's efficiency.

Measures will be developed upon implementation.


PROGRAM DESCRIPTION

Department: Social Services
 Program Name: Manasseh Ministry

HB Section(s): 11.230

Program is found in the following core budget(s): Missouri Work Programs

3. Provide actual expenditures for the prior three fiscal years and planned expenditures for the current fiscal year. (Note: Amounts do not include fringe benefit costs.)



4. What are the sources of the "Other " funds?

N/A

5. What is the authorization for this program, i.e., federal or state statute, etc.? (Include the federal program number, if applicable.)

HB 11 (DSS Appropriation Bill).

6. Are there federal matching requirements? If yes, please explain.

Expenditures for the Temporary Assistance for Needy Families (TANF) are claimed based on program requirements. Expenditures of the TANF block grant are reimbursed at 100% FF, not to exceed the block grant amount. State Maintenance of Effort (MOE) is required to earn the full TANF block grant. Expenditures that meet MOE requirements are used to satisfy the amount required to earn the TANF block grant.

7. Is this a federally mandated program? If yes, please explain.

No.

Core – Missouri Work Programs- United Way Stl.

CORE DECISION ITEM

Department: Social Services
 Division: Family Support
 Core: Missouri Work Program- United Way St. Louis.

Budget Unit: 90244C
 HB Section: 11.230

1. CORE FINANCIAL SUMMARY

	FY 2025 Budget Request					FY 2025 Governor's Recommendation			
	GR	Federal	Other	Total		GR	Federal	Other	Total
PS	0	0	0	0	PS	0	0	0	0
EE	0	0	0	0	EE	0	0	0	0
PSD	0	0	0	0	PSD	0	0	0	0
TRF	0	0	0	0	TRF	0	0	0	0
Total	0	0	0	0	Total	0	0	0	0
FTE	0.00	0.00	0.00	0.00	FTE	0.00	0.00	0.00	0.00

Est. Fringe	0	0	0	0
--------------------	---	---	---	---

Note: Fringes budgeted in House Bill 5 except for certain fringes budgeted directly to MoDOT, Highway Patrol, and Conservation.

Other Funds: N/A

Est. Fringe	0	0	0	0
--------------------	---	---	---	---

Note: Fringes budgeted in House Bill 5 except for certain fringes budgeted directly to MoDOT, Highway Patrol, and Conservation.

Other Funds: N/A

2. CORE DESCRIPTION

This Department of Social Services (DSS) provides Temporary Assistance for Needy Families (TANF) block grant funding to the United Way of St. Louis. The United Way provides funding and support for non-profits statewide. The Department of Social Services (DSS) is still determining the TANF purpose for this program.

This program was funded as a one-time appropriation in FY 2024.

3. PROGRAM LISTING (list programs included in this core funding)

United Way St. Louis

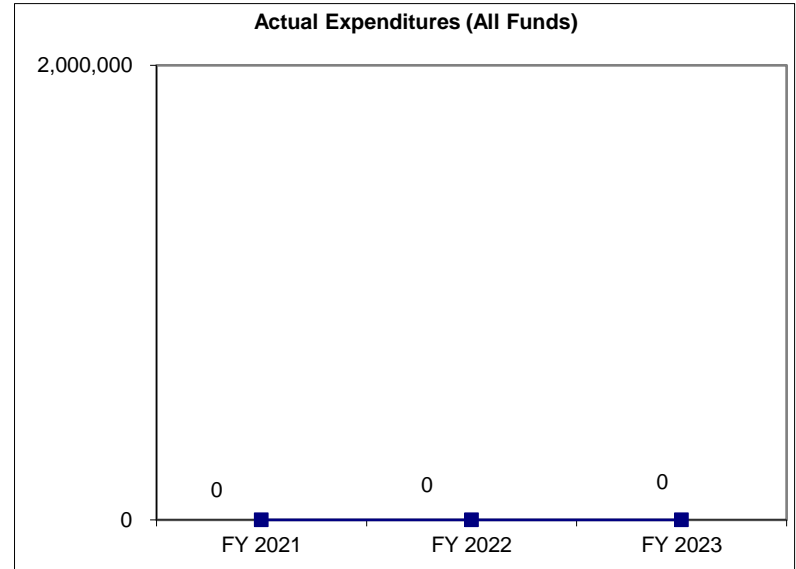
CORE DECISION ITEM

Department: Social Services
Division: Family Support
Core: Missouri Work Program- United Way St. Louis.

Budget Unit: 90244C
HB Section: 11.230

4. FINANCIAL HISTORY

	FY 2021 Actual	FY 2022 Actual	FY 2023 Actual	FY 2024 Current Yr.
Appropriation (All Funds)	0	0	0	5,000,000
Less Reverted (All Funds)	0	0	0	0
Less Restricted (All Funds)	0	0	0	0
Budget Authority (All Funds)	0	0	0	5,000,000
Actual Expenditures (All Funds)	0	0	0	N/A
Unexpended (All Funds)	0	0	0	N/A
Unexpended, by Fund:				
General Revenue	0	0	0	N/A
Federal	0	0	0	N/A
Other	0	0	0	N/A



(1)

*Current Year restricted amount is as of September 1, 2023.
 Reverted includes the statutory three- percent reserve (when applicable).
 Restricted includes any Governor's Expenditure Restriction (when applicable).

NOTES:

TANF Work programs were transferred to the Missouri Work Program in FY 2021.

(1) This is a newly funded program for FY 2024.

CORE RECONCILIATION DETAIL

**DEPARTMENT OF SOCIAL SERVICES
UNITED WAY OF STL**

5. CORE RECONCILIATION DETAIL

	Budget Class	FTE	GR	Federal	Other	Total	Explanation
TAFP AFTER VETOES							
	PD	0.00	0	5,000,000	0	5,000,000	
	Total	0.00	0	5,000,000	0	5,000,000	
DEPARTMENT CORE ADJUSTMENTS							
1x Expenditures	260 4635 PD	0.00	0	(5,000,000)	0	(5,000,000)	Core reduction of one-time funding.
	NET DEPARTMENT CHANGES	0.00	0	(5,000,000)	0	(5,000,000)	
DEPARTMENT CORE REQUEST							
	PD	0.00	0	0	0	0	
	Total	0.00	0	0	0	0	
GOVERNOR'S RECOMMENDED CORE							
	PD	0.00	0	0	0	0	
	Total	0.00	0	0	0	0	

DECISION ITEM SUMMARY

Budget Unit								
Decision Item	FY 2023	FY 2023	FY 2024	FY 2024	FY 2025	FY 2025	*****	*****
Budget Object Summary	ACTUAL	ACTUAL	BUDGET	BUDGET	DEPT REQ	DEPT REQ	SECURED	SECURED
Fund	DOLLAR	FTE	DOLLAR	FTE	DOLLAR	FTE	COLUMN	COLUMN
UNITED WAY OF STL								
CORE								
PROGRAM-SPECIFIC								
TEMP ASSIST NEEDY FAM FEDERAL	0	0.00	5,000,000	0.00	0	0.00	0	0.00
TOTAL - PD	0	0.00	5,000,000	0.00	0	0.00	0	0.00
TOTAL	0	0.00	5,000,000	0.00	0	0.00	0	0.00
GRAND TOTAL	\$0	0.00	\$5,000,000	0.00	\$0	0.00	\$0	0.00

DECISION ITEM DETAIL

Budget Unit	FY 2023	FY 2023	FY 2024	FY 2024	FY 2025	FY 2025	*****	*****
Decision Item	ACTUAL	ACTUAL	BUDGET	BUDGET	DEPT REQ	DEPT REQ	SECURED	SECURED
Budget Object Class	DOLLAR	FTE	DOLLAR	FTE	DOLLAR	FTE	COLUMN	COLUMN
UNITED WAY OF STL								
CORE								
PROGRAM DISTRIBUTIONS	0	0.00	5,000,000	0.00	0	0.00	0	0.00
TOTAL - PD	0	0.00	5,000,000	0.00	0	0.00	0	0.00
GRAND TOTAL	\$0	0.00	\$5,000,000	0.00	\$0	0.00	\$0	0.00
GENERAL REVENUE	\$0	0.00	\$0	0.00	\$0	0.00		0.00
FEDERAL FUNDS	\$0	0.00	\$5,000,000	0.00	\$0	0.00		0.00
OTHER FUNDS	\$0	0.00	\$0	0.00	\$0	0.00		0.00

PROGRAM DESCRIPTION

Department: Social Services

HB Section(s): 11.230

Program Name: United Way St. Louis

Program is found in the following core budget(s): Missouri Work Programs

1a. What strategic priority does this program address?

Build and engage community resources to support families in need.

1b. What does this program do?

The Department of Social Services (DSS) provides funding to the United Way, which provides and deploys accountable funding and support for nonprofits statewide focused on basic needs, financial stability, childhood development and youth services, health and wellbeing, and education.

2a. Provide an activity measure(s) for the program.

Measures will be developed upon program implementation.

2b. Provide a measure(s) of the program's quality.

Measures will be developed upon program implementation.

2c. Provide a measure(s) of the program's impact.

Measures will be developed upon program implementation.

2d. Provide a measure(s) of the program's efficiency.

Measures will be developed upon program implementation.

PROGRAM DESCRIPTION


Department: Social Services

HB Section(s): 11.230

Program Name: United Way St. Louis

Program is found in the following core budget(s): Missouri Work Programs

3. Provide actual expenditures for the prior three fiscal years and planned expenditures for the current fiscal year. (Note: Amounts do not include fringe benefit costs.)



4. What are the sources of the "Other " funds?

N/A

5. What is the authorization for this program, i.e., federal or state statute, etc.? (Include the federal program number, if applicable.)

HB 11 (DSS Appropriation Bill).

6. Are there federal matching requirements? If yes, please explain.

Expenditures for the Temporary Assistance for Needy Families (TANF) are claimed based on program requirements. Expenditures of the TANF block grant are reimbursed at 100% FF, not to exceed the block grant amount. State Maintenance of Effort (MOE) is required to earn the full TANF block grant. Expenditures that meet MOE requirements are used to satisfy the amount required to earn the TANF block grant.

7. Is this a federally mandated program? If yes, please explain.

No.

**Core – Missouri Work
Programs- Megan Meier
Foundation**

CORE DECISION ITEM

Department: Social Services
 Division: Family Support
 Core: Missouri Work Program- Megan Meier Foundation

Budget Unit: 90245C
 HB Section: 11.230

1. CORE FINANCIAL SUMMARY

	FY 2025 Budget Request					FY 2025 Governor's Recommendation			
	GR	Federal	Other	Total		GR	Federal	Other	Total
PS	0	0	0	0	PS	0	0	0	0
EE	0	0	0	0	EE	0	0	0	0
PSD	0	0	0	0	PSD	0	0	0	0
TRF	0	0	0	0	TRF	0	0	0	0
Total	0	0	0	0	Total	0	0	0	0
FTE	0.00	0.00	0.00	0.00	FTE	0.00	0.00	0.00	0.00

Est. Fringe	0	0	0	0
--------------------	---	---	---	---

Note: Fringes budgeted in House Bill 5 except for certain fringes budgeted directly to MoDOT, Highway Patrol, and Conservation.

Other Funds: N/A

Est. Fringe	0	0	0	0
--------------------	---	---	---	---

Note: Fringes budgeted in House Bill 5 except for certain fringes budgeted directly to MoDOT, Highway Patrol, and Conservation.

Other Funds: N/A

2. CORE DESCRIPTION

This Department of Social Services (DSS) provides Temporary Assistance for Needy Families (TANF) block grant funding to the Megan Meier Foundation in Kansas City. This program provides suicide awareness and prevention services to students and staff in schools. This program meets TANF purpose one (1).

This program was funded as a one-time appropriation in FY 2024.

3. PROGRAM LISTING (list programs included in this core funding)

Megan Meier Foundation

CORE DECISION ITEM

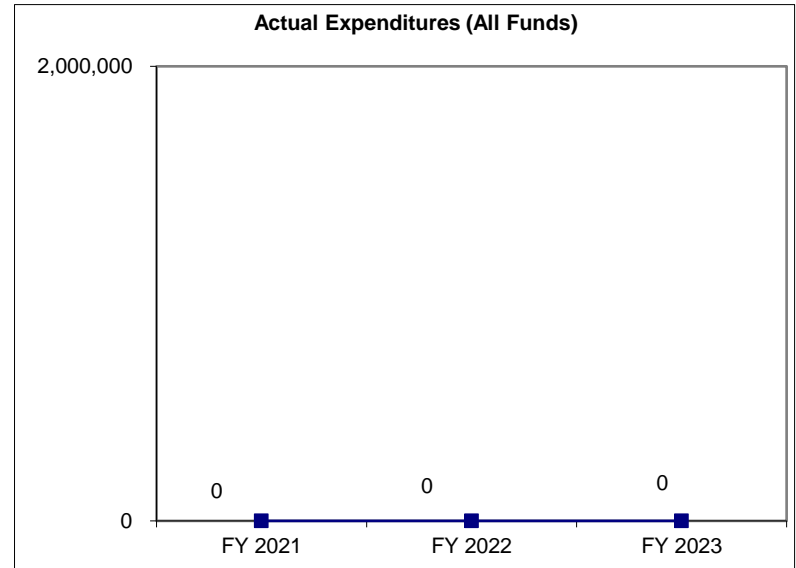
Department: Social Services
Division: Family Support
Core: Missouri Work Program- Megan Meier Foundation

Budget Unit: 90245C
HB Section: 11.230

4. FINANCIAL HISTORY

	FY 2021 Actual	FY 2022 Actual	FY 2023 Actual	FY 2024 Current Yr.
Appropriation (All Funds)	0	0	0	250,000
Less Reverted (All Funds)	0	0	0	0
Less Restricted (All Funds)	0	0	0	0
Budget Authority (All Funds)	0	0	0	250,000
Actual Expenditures (All Funds)	0	0	0	N/A
Unexpended (All Funds)	0	0	0	N/A
Unexpended, by Fund:				
General Revenue	0	0	0	N/A
Federal	0	0	0	N/A
Other	0	0	0	N/A

(1)



*Current Year restricted amount is as of September 1, 2023.
 Reverted includes the statutory three- percent reserve (when applicable).
 Restricted includes any Governor's Expenditure Restriction (when applicable).

NOTES:

TANF Work programs were transferred to the Missouri Work Program in FY 2021.

(1) This is a newly funded program for FY 2024.

CORE RECONCILIATION DETAIL

**DEPARTMENT OF SOCIAL SERVICES
MEGAN MEIER FOUNDATION**

5. CORE RECONCILIATION DETAIL

	Budget Class	FTE	GR	Federal	Other	Total	Explanation
TAFP AFTER VETOES							
	PD	0.00	0	250,000	0	250,000	
	Total	0.00	0	250,000	0	250,000	
DEPARTMENT CORE ADJUSTMENTS							
1x Expenditures	261 4637 PD	0.00	0	(250,000)	0	(250,000)	Core reduction of one-time funding.
	NET DEPARTMENT CHANGES	0.00	0	(250,000)	0	(250,000)	
DEPARTMENT CORE REQUEST							
	PD	0.00	0	0	0	0	
	Total	0.00	0	0	0	0	
GOVERNOR'S RECOMMENDED CORE							
	PD	0.00	0	0	0	0	
	Total	0.00	0	0	0	0	

DECISION ITEM SUMMARY

Budget Unit									
Decision Item	FY 2023	FY 2023	FY 2024	FY 2024	FY 2025	FY 2025	*****	*****	
Budget Object Summary	ACTUAL	ACTUAL	BUDGET	BUDGET	DEPT REQ	DEPT REQ	SECURED	SECURED	
Fund	DOLLAR	FTE	DOLLAR	FTE	DOLLAR	FTE	COLUMN	COLUMN	
MEGAN MEIER FOUNDATION									
CORE									
PROGRAM-SPECIFIC									
TEMP ASSIST NEEDY FAM FEDERAL	0	0.00	250,000	0.00	0	0.00	0	0.00	
TOTAL - PD	0	0.00	250,000	0.00	0	0.00	0	0.00	
TOTAL	0	0.00	250,000	0.00	0	0.00	0	0.00	
GRAND TOTAL	\$0	0.00	\$250,000	0.00	\$0	0.00	\$0	0.00	

DECISION ITEM DETAIL

Budget Unit	FY 2023	FY 2023	FY 2024	FY 2024	FY 2025	FY 2025	*****	*****
Decision Item	ACTUAL	ACTUAL	BUDGET	BUDGET	DEPT REQ	DEPT REQ	SECURED	SECURED
Budget Object Class	DOLLAR	FTE	DOLLAR	FTE	DOLLAR	FTE	COLUMN	COLUMN
MEGAN MEIER FOUNDATION								
CORE								
PROGRAM DISTRIBUTIONS	0	0.00	250,000	0.00	0	0.00	0	0.00
TOTAL - PD	0	0.00	250,000	0.00	0	0.00	0	0.00
GRAND TOTAL	\$0	0.00	\$250,000	0.00	\$0	0.00	\$0	0.00
GENERAL REVENUE	\$0	0.00	\$0	0.00	\$0	0.00		0.00
FEDERAL FUNDS	\$0	0.00	\$250,000	0.00	\$0	0.00		0.00
OTHER FUNDS	\$0	0.00	\$0	0.00	\$0	0.00		0.00

PROGRAM DESCRIPTION

Department: Social Services

HB Section(s): 11.230

Program Name: Megan Meier Foundation

Program is found in the following core budget(s): Missouri Work Programs

1a. What strategic priority does this program address?

Build and engage community resources to support families in need.

1b. What does this program do?

The Department of Social Services (DSS) provides funding to the Megan Meier Foundation. The Megan Meier Foundation provides students and school personnel with suicide prevention skills and awareness, training on social media harassment and bullying interventions, and mental health therapy resources.

2a. Provide an activity measure(s) for the program.

Measures will be developed upon program implementation.

2b. Provide a measure(s) of the program's quality.

Measures will be developed upon program implementation.

2c. Provide a measure(s) of the program's impact.

Measures will be developed upon program implementation.

2d. Provide a measure(s) of the program's efficiency.

Measures will be developed upon program implementation.


PROGRAM DESCRIPTION

Department: Social Services
 Program Name: Megan Meier Foundation

HB Section(s): 11.230

Program is found in the following core budget(s): Missouri Work Programs

3. Provide actual expenditures for the prior three fiscal years and planned expenditures for the current fiscal year. (Note: Amounts do not include fringe benefit costs.)



4. What are the sources of the "Other " funds?

N/A

5. What is the authorization for this program, i.e., federal or state statute, etc.? (Include the federal program number, if applicable.)

HB 11 (DSS Appropriation Bill).

6. Are there federal matching requirements? If yes, please explain.

Expenditures for the Temporary Assistance for Needy Families (TANF) are claimed based on program requirements. Expenditures of the TANF block grant are reimbursed at 100% FF, not to exceed the block grant amount. State Maintenance of Effort (MOE) is required to earn the full TANF block grant. Expenditures that meet MOE requirements are used to satisfy the amount required to earn the TANF block grant.

7. Is this a federally mandated program? If yes, please explain.

No.

**Department of Social Services
Family Support Division**

**Fiscal Year 2025 Budget Request
Book 5 of 10**

Robert Knodell, Director

Table of Contents

TABLE OF CONTENTS

Family Support Division/DSS Budget Book 2 of 10

Department Request Summary	1
NDI- SB 45/90/106 Transitional Benefits	9
NDI- SB 45/90/106 Review Form Submission & MO Employment First Act	18
NDI- Public Health Emergency (PHE)	26
Core – Family Support Division Administration	34
Core – Income Maintenance Field Staff and Operations	48
Core – IM Call Center	75
NDI – FSD Call Center Bot	110
Core – Public Acute Care Hospital	117
Core – Family Support Division Staff Training	124
Core – Electronic Benefits Transfer (EBT)	136
Core – Polk County Trust.....	145
Core – FAMIS	152
NDI – FAMIS	162
Core – Missouri Eligibility and Determination System (MEDES).....	172
NDI – MEDES Adult Medicaid	223
NDI – MEDES ECM	230
Core – Eligibility Verification	238
Core – Food Nutrition.....	253
Core – Missouri Work Programs- Fathers and Families Support Center	266
Core – Missouri Work Programs- Save Our Sons	275
Core – Missouri Work Programs- Higher Aspirations	285
Core – Missouri Work Programs- Total Man Program.....	292
Core – Missouri Work Programs- Community Program for Youth.....	301

Family Support Division/DSS Budget Book 3 of 10

Core – Temporary Assistance- Cash Assistance	308
Core – Temporary Assistance- Integrated Student Support Services.....	317
Core – Temporary Assistance- Drew Lewis Foundation	327
Core – Temporary Assistance- Hope Missions	335
Core – Temporary Assistance- Morningstar Life Center	344

Core – Temporary Assistance- I Am King Foundation	352
Core – Temporary Assistance- St. Paul Mentoring	359
Core – The Village	366
Core – Annie Malone	374
Core – Healthy Marriage/Fatherhood	382
Core – Good Dads- Healthy Marriage Fatherhood.....	393
Core – Good Dads- Columbia.....	400
Core – Powerhouse- Columbia.....	404
Core – Adult Supplementation	411
Core – Supplemental Nursing Care	419
Core – Blind Pension	428
NDI – Blind Pension Rate Increase	438
Core – Blind Administration	445
Core – Services for the Visually Impaired.....	456
Core – STL Society for the Blind & Visually Impaired.....	469
Core – Business Enterprise	475
Core – Refugees and Legal Immigrants	482
Core – Child Support Field Staff and Operations	489
Core – Child Support Federal Grants	500
Core – Missouri Safe Access for Victims (MO-SAVES) Grant	506
Core – Child Support Enforcement Call Center.....	511
Core – Child Support Reimbursement to Counties.....	520
Core – Distribution Pass Through.....	530
Core – Debt Offset Escrow Transfer.....	537

Family Support Division/DSS Budget Book 4 of 10

Department Request Summary	544
TANF Block Grant.....	552
Core – Community Partnerships	553
Core – Missouri Mentoring Partnership	568
Core – Adolescent Program.....	579
Core – West Central MO Community	588
Core – Missouri Work Programs- SkillUP	597
Core – Missouri Work Programs- Adult High School.....	609
Core – Missouri Work Programs- Adult High School Expansion	623

Core – Missouri Work Programs- Jobs League	630
Core – Missouri Work Programs- Jobs for America’s Graduates (JAG)	640
Core – Missouri Work Programs- Community Work Support	648
Core – Missouri Work Programs- Foster Care Jobs Program	660
Core – Missouri Work Programs- Youth Build Works	667
Core – Missouri Work Programs- Youth Build Works KC	675
Core – Year Round Youth Jobs	680
Core – Missouri Work Programs- Employment Connection	684
Core – Missouri Work Programs- MOKAN Institute	693
Core – Missouri Work Programs- Mission St. Louis	702
Core – Missouri Work Programs- Porter House KC	711
Core – Missouri Work Programs- I Pour Life	718
Core – Missouri Work Programs- Southside Early Childhood	725
Core – Missouri Work Programs- Manasseh Ministry	732
Core – Missouri Work Programs- United Way Stl.....	739
Core – Missouri Work Programs- Megan Meier Foundation	746

Family Support Division/DSS Budget Book 5 of 10

Core – Temporary Assistance- Food Banks	753
Core – Temporary Assistance- ABC Today.....	761
Core – Temporary Assistance- Before and After School.....	767
Core – Temporary Assistance- Out of School Support.....	773
Core – Temporary Assistance- Midtown Youth	779
Core – Temporary Assistance- Cochran Youth	784
Core – Temporary Assistance- Living with Purpose	790
Core – Temporary Assistance- Serving Our Streets	799
Core – Temporary Assistance- Boys and Girls Club of Heartland	807
Core – Temporary Assistance- KANBES Markets.....	814
Core – Temporary Assistance- Chris Harris Foundation	821
Core – Temporary Assistance- Walls and Beyond	828
Core – Temporary Assistance- Alphabet Academy Facility KC.....	835
Core – Alternatives to Abortion	842
Core – Community Service Block Grant	853
Core – Emergency Solutions Grant Program CARES.....	868
Core – Food Distribution Program	877

Core – Energy Assistance	886
Core – Habitat for Humanity	905
Core – Domestic Violence	914
Core – Emergency Shelter Domestic Violence.....	927
Core – Shelters for Women	938
Core – Giving Hope & Help.....	946
Core – Synergy Housing Project.....	953
Core – Victims of Crime Act (VOCA) Admin.....	960
Core – Victims of Crime Act (VOCA) Program	969
Core – Assist Victims of Sexual Assault	987

Core - Temporary Assistance- Food Banks

CORE DECISION ITEM

Department: Social Services
 Division: Family Support
 Core: Temporary Assistance- Food Banks

Budget Unit: 90105C
 HB Section: 11.235

1. CORE FINANCIAL SUMMARY

	FY 2025 Budget Request			
	GR	Federal	Other	Total
PS	0	0	0	0
EE	0	0	0	0
PSD	0	10,000,000	0	10,000,000
TRF	0	0	0	0
Total	0	10,000,000	0	10,000,000
FTE	0.00	0.00	0.00	0.00

	FY 2025 Governor's Recommendation			
	GR	Federal	Other	Total
PS	0	0	0	0
EE	0	0	0	0
PSD	0	0	0	0
TRF	0	0	0	0
Total	0	0	0	0
FTE	0.00	0.00	0.00	0.00

Est. Fringe	0	0	0	0
--------------------	---	---	---	---

Note: Fringes budgeted in House Bill 5 except for certain fringes budgeted directly to MoDOT, Highway Patrol, and Conservation.

Est. Fringe	0	0	0	0
--------------------	---	---	---	---

Note: Fringes budgeted in House Bill 5 except for certain fringes budgeted directly to MoDOT, Highway Patrol, and Conservation.

Other Funds: N/A

Other Funds: N/A

2. CORE DESCRIPTION

The Department of Social Services (DSS), partners with six food banks across Missouri to help low-income individuals by distributing needed food to local food pantries. This program meets TANF purpose one (1).

3. PROGRAM LISTING (list programs included in this core funding)

Food Banks

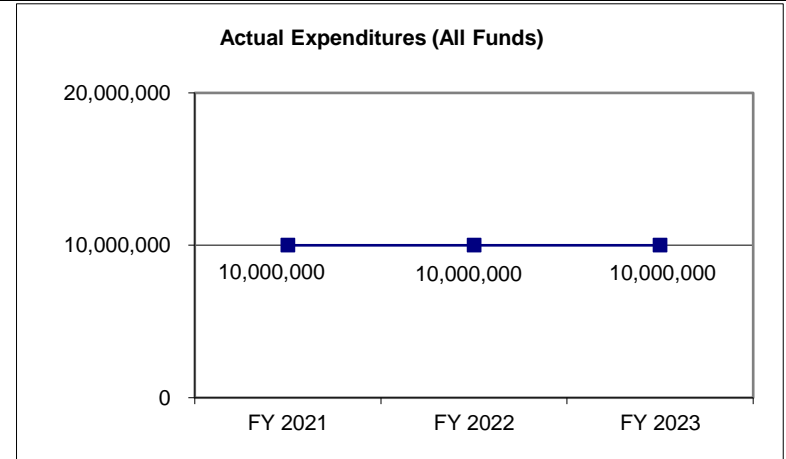
CORE DECISION ITEM

Department: Social Services
Division: Family Support
Core: Temporary Assistance- Food Banks

Budget Unit: 90105C
HB Section: 11.235

4. FINANCIAL HISTORY

	FY 2021	FY 2022	FY 2023	FY 2024
	Actual	Actual	Actual	Current Yr.
Appropriation (All Funds)	10,000,000	10,000,000	10,000,000	10,000,000
Less Reverted (All Funds)	0	0	0	0
Less Restricted (All Funds)*	0	0	0	0
Budget Authority (All Funds)	10,000,000	10,000,000	10,000,000	10,000,000
Actual Expenditures (All Funds)	10,000,000	10,000,000	10,000,000	N/A
Unexpended (All Funds)	0	0	0	N/A
Unexpended, by Fund:				
General Revenue	0	0	0	N/A
Federal	0	0	0	N/A
Other	0	0	0	N/A



*Current Year restricted amount is as of September 1, 2023.
 Reverted includes the statutory three-percent reserve (when applicable).
 Restricted includes any Governor's Expenditure Restriction (when applicable).

NOTES:

CORE RECONCILIATION DETAIL

**DEPARTMENT OF SOCIAL SERVICES
TEMPORARY ASSISTANCE**

5. CORE RECONCILIATION DETAIL

		Budget Class	FTE	GR	Federal	Other	Total	Explanation
TAFP AFTER VETOES								
		PD	0.00	3,856,800	31,650,000	0	35,506,800	
		Total	0.00	3,856,800	31,650,000	0	35,506,800	
DEPARTMENT CORE ADJUSTMENTS								
1x Expenditures	228 9404	PD	0.00	0	(1,000,000)	0	(1,000,000)	Core reduction of one-time funding.
Core Reallocation	1363 3597	PD	0.00	0	(16,200,000)	0	(16,200,000)	Core reallocation to HB 11.160 due to HB reorder.
Core Reallocation	1363 3596	PD	0.00	(3,856,800)	0	0	(3,856,800)	Core reallocation to HB 11.160 due to HB reorder.
	NET DEPARTMENT CHANGES		0.00	(3,856,800)	(17,200,000)	0	(21,056,800)	
DEPARTMENT CORE REQUEST								
		PD	0.00	0	14,450,000	0	14,450,000	
		Total	0.00	0	14,450,000	0	14,450,000	
GOVERNOR'S RECOMMENDED CORE								
		PD	0.00	0	14,450,000	0	14,450,000	
		Total	0.00	0	14,450,000	0	14,450,000	

DECISION ITEM SUMMARY

Budget Unit								
Decision Item	FY 2023	FY 2023	FY 2024	FY 2024	FY 2025	FY 2025	*****	*****
Budget Object Summary	ACTUAL	ACTUAL	BUDGET	BUDGET	DEPT REQ	DEPT REQ	SECURED	SECURED
Fund	DOLLAR	FTE	DOLLAR	FTE	DOLLAR	FTE	COLUMN	COLUMN
TEMPORARY ASSISTANCE								
CORE								
PROGRAM-SPECIFIC								
GENERAL REVENUE	3,856,800	0.00	3,856,800	0.00	0	0.00	0	0.00
TEMP ASSIST NEEDY FAM FEDERAL	26,247,670	0.00	31,650,000	0.00	14,450,000	0.00	0	0.00
BUDGET STABILIZATION	750,625	0.00	0	0.00	0	0.00	0	0.00
TOTAL - PD	30,855,095	0.00	35,506,800	0.00	14,450,000	0.00	0	0.00
TOTAL	30,855,095	0.00	35,506,800	0.00	14,450,000	0.00	0	0.00
GRAND TOTAL	\$30,855,095	0.00	\$35,506,800	0.00	\$14,450,000	0.00	\$0	0.00

DECISION ITEM DETAIL

Budget Unit	FY 2023	FY 2023	FY 2024	FY 2024	FY 2025	FY 2025	*****	*****
Decision Item	ACTUAL	ACTUAL	BUDGET	BUDGET	DEPT REQ	DEPT REQ	SECURED	SECURED
Budget Object Class	DOLLAR	FTE	DOLLAR	FTE	DOLLAR	FTE	COLUMN	COLUMN
TEMPORARY ASSISTANCE								
CORE								
PROGRAM DISTRIBUTIONS	30,855,095	0.00	35,506,800	0.00	14,450,000	0.00	0	0.00
TOTAL - PD	30,855,095	0.00	35,506,800	0.00	14,450,000	0.00	0	0.00
GRAND TOTAL	\$30,855,095	0.00	\$35,506,800	0.00	\$14,450,000	0.00	\$0	0.00
GENERAL REVENUE	\$3,856,800	0.00	\$3,856,800	0.00	\$0	0.00		0.00
FEDERAL FUNDS	\$26,998,295	0.00	\$31,650,000	0.00	\$14,450,000	0.00		0.00
OTHER FUNDS	\$0	0.00	\$0	0.00	\$0	0.00		0.00

PROGRAM DESCRIPTION

Department: Social Services

HB Section(s): 11.235

Program Name: Food Banks

Program is found in the following core budget(s): Temporary Assistance

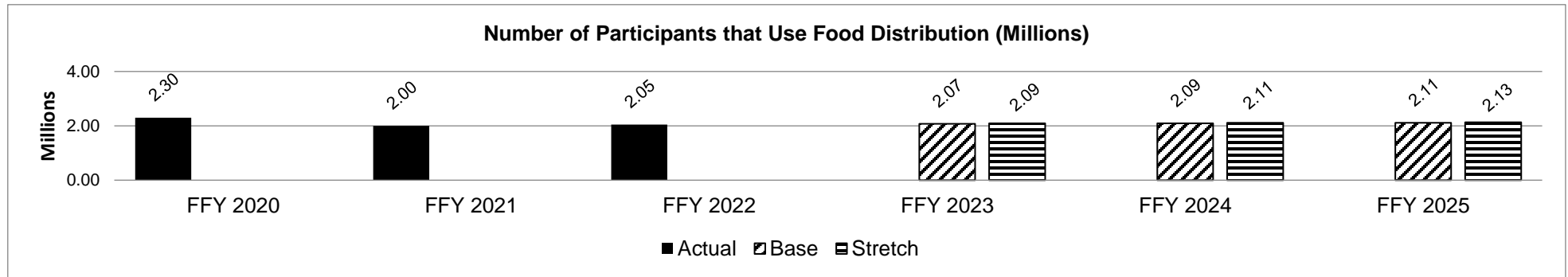
1a. What strategic priority does this program address?

Build and engage community resources to support families in need.

1b. What does this program do?

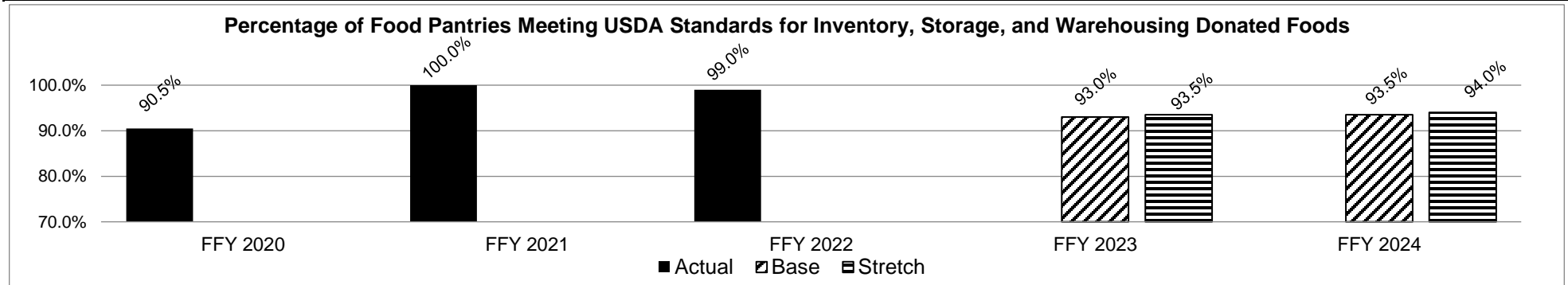
The Department of Social Services (DSS), partners with six food banks across Missouri to help low-income individuals by distributing needed food to local food pantries.

2a. Provide an activity measure(s) for the program.



Note: The number of participants may be duplicated due to repeat visits by families in need. FFY 2023 data will be available in the Governor's Recommendation.

2b. Provide a measure(s) of the program's quality.



*In FFY 2021, there was a reduced number of food pantries monitored due to COVID-19 pandemic. FFY 2023 data will be available in the Governor's Recommendation.

PROGRAM DESCRIPTION

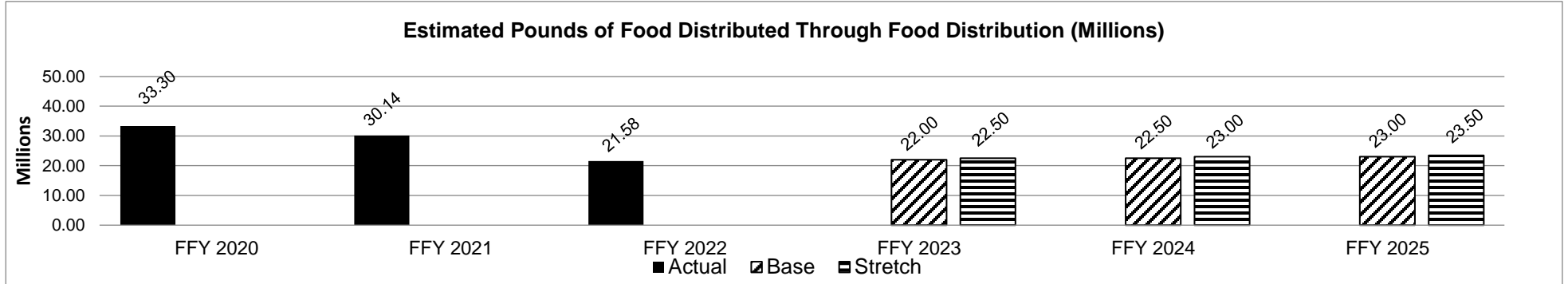
Department: Social Services

HB Section(s): 11.235

Program Name: Food Banks

Program is found in the following core budget(s): Temporary Assistance

2c. Provide a measure(s) of the program's impact.

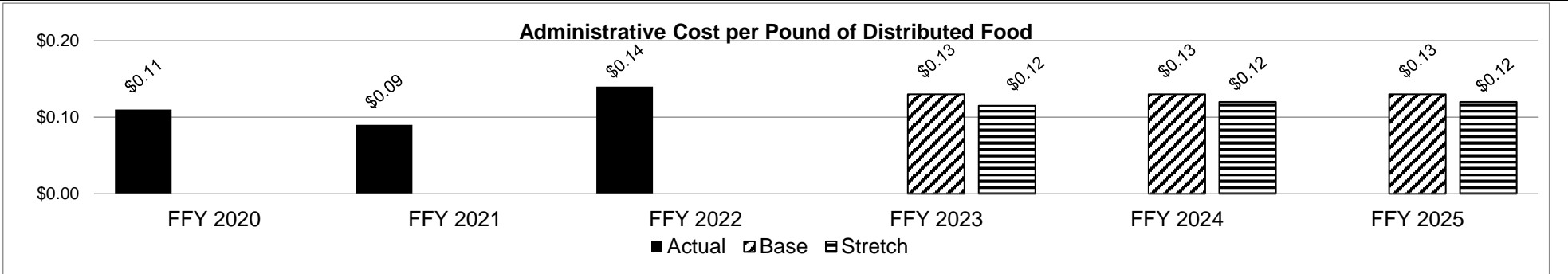


Note: Missouri distributes 100% of food made available from the USDA through The Emergency Food Assistance Program (TEFAP), including "bonus foods" to our Food Bank network for distribution to pantries and congregate feeding sites.

In FFY2022, the actual pounds of food distributed decreased as the COVID Supplemental funding ended. Due to supply chain issues, many foods ordered were delayed, cancelled or moved to the next fiscal year by FNS.

FFY 2023 data will be available in the Governor's Recommendation.

2d. Provide a measure(s) of the program's efficiency.



Note: The program funds and USDA donated food available to Missouri are solely dependent on funds distributed to the states by the USDA as spelled out in the Farm Bill. This can fluctuate from year to year. The administrative cost per pound of food distributed is based on the administrative cost of Food Banks divided by the pounds of distributed food.

FFY 2023 data will be available in the Governor's Recommendation.

PROGRAM DESCRIPTION

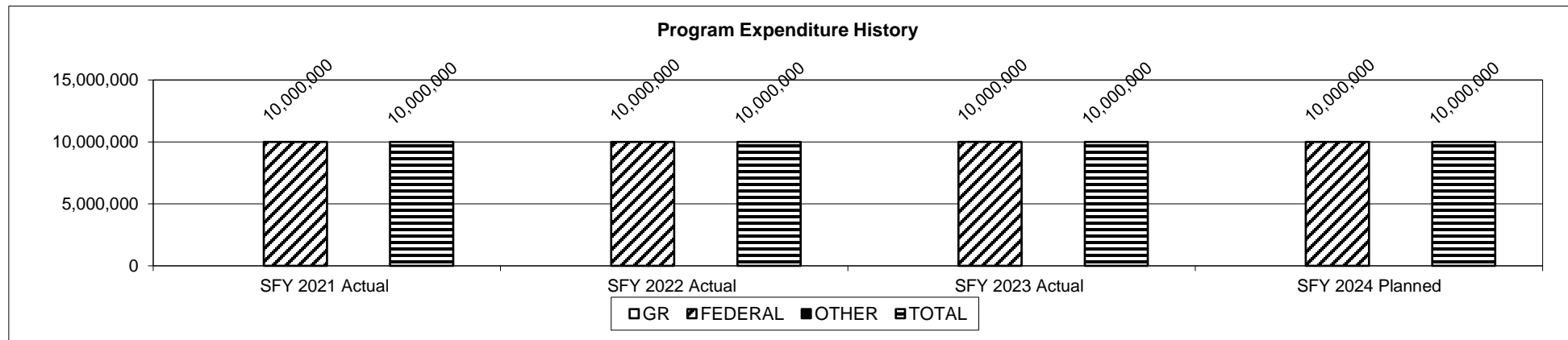
Department: Social Services

HB Section(s): 11.235

Program Name: Food Banks

Program is found in the following core budget(s): Temporary Assistance

3. Provide actual expenditures for the prior three fiscal years and planned expenditures for the current fiscal year. (Note: Amounts do not include fringe



4. What are the sources of the "Other " funds?

N/A

5. What is the authorization for this program, i.e., federal or state statute, etc.? (Include the federal program number, if applicable.)

State statute: Section 208.040, RSMo. Federal law: PL 104-193 and PRWORA of 1996.

6. Are there federal matching requirements? If yes, please explain.

Expenditures for the Temporary Assistance for Needy Families (TANF) are claimed based on program requirements. Expenditures of the TANF block grant are reimbursed at 100% FF, not to exceed the block grant amount. State Maintenance of Effort (MOE) is required to earn the full TANF block grant. Expenditures that meet MOE requirements are used to satisfy the amount required to earn the TANF block grant. Food Banks provide MOE to DSS.

7. Is this a federally mandated program? If yes, please explain.

No.

**Core - Temporary
Assistance- ABC Today**

CORE DECISION ITEM

Department: Social Services
 Division: Family Support
 Core: Temporary Assistance- ABC Today

Budget Unit: 90105C
 HB Section: 11.235

1. CORE FINANCIAL SUMMARY

FY 2025 Budget Request				
	GR	Federal	Other	Total
PS	0	0	0	0
EE	0	0	0	0
PSD	0	1,000,000	0	1,000,000
TRF	0	0	0	0
Total	0	1,000,000	0	1,000,000
FTE	0.00	0.00	0.00	0.00

FY 2025 Governor's Recommendation				
	GR	Federal	Other	Total
PS	0	0	0	0
EE	0	0	0	0
PSD	0	0	0	0
TRF	0	0	0	0
Total	0	0	0	0
FTE	0.00	0.00	0.00	0.00

Est. Fringe	0	0	0	0
--------------------	---	---	---	---

Note: Fringes budgeted in House Bill 5 except for certain fringes budgeted directly to MoDOT, Highway Patrol, and Conservation.

Other Funds: N/A

Est. Fringe	0	0	0	0
--------------------	---	---	---	---

Note: Fringes budgeted in House Bill 5 except for certain fringes budgeted directly to MoDOT, Highway Patrol, and Conservation.

Other Funds: N/A

2. CORE DESCRIPTION

The Department of Social Services (DSS) provides Temporary Assistance for Needy Families (TANF) block grant funding to Big Brother Big Sisters, through Area Resources for Community & Human Services (ARCHS), to administer a youth mentoring program named ABC Today. This program meets TANF purpose three (3).

3. PROGRAM LISTING (list programs included in this core funding)

ABC Today

CORE DECISION ITEM

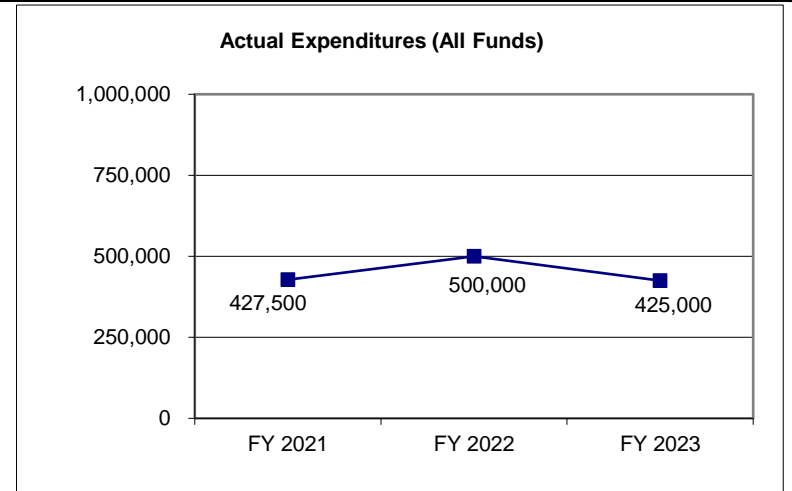
Department: Social Services
Division: Family Support
Core: Temporary Assistance- ABC Today

Budget Unit: 90105C

HB Section: 11.235

4. FINANCIAL HISTORY

	FY 2021	FY 2022	FY 2023	FY 2024
	Actual	Actual	Actual	Current Yr.
Appropriation (All Funds)	500,000	500,000	500,000	1,000,000
Less Reverted (All Funds)	0	0	0	0
Budget Authority (All Funds)	500,000	500,000	500,000	1,000,000
Actual Expenditures (All Funds)	427,500	500,000	425,000	N/A
Unexpended (All Funds)	72,500	0	75,000	N/A
Unexpended, by Fund:				
General Revenue	0	0	0	N/A
Federal	72,500	0	75,000	N/A
Other	0	0	0	N/A
	(1)			(2)



*Current Year restricted amount is as of September 1, 2023.

Reverted includes the statutory three percent reserve (when applicable).

Restricted includes any Governor's Expenditure Restriction (when applicable).

NOTES:

(1) In FY 2021, \$72,500 in expenditures were coded in error to FSD Administration appropriations, HB 11.100.

(2) In FY 2024- There was an increase of \$500,000 FF for ABC Today Inc.

PROGRAM DESCRIPTION

Department: Social Services

HB Section(s): 11.235

Program Name: ABC Today

Program is found in the following core budget(s): Temporary Assistance

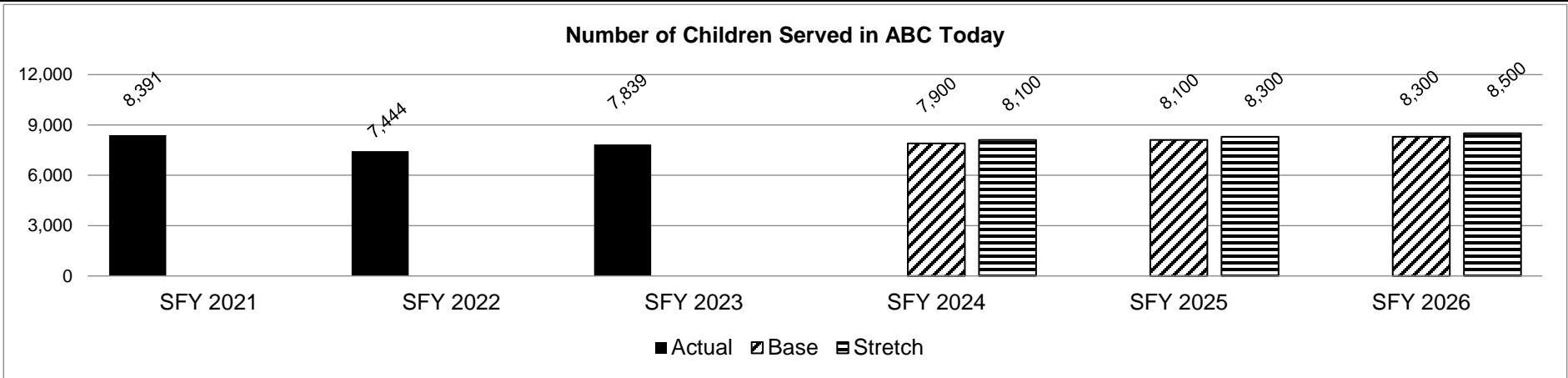
1a. What strategic priority does this program address?

Build and engage community resources to support families in need.

1b. What does this program do?

The Department of Social Services (DSS) has an agreement through Area Resources for Community and Human Services (ARCHS) with Big Brothers Big Sisters to provide a mentoring program to help children living in low-income families improve Attendance, Behavior, and Course (ABC) performance in reading and math. The program identifies students in need, and creates a response plan to address the root causes, and brings coordinated supports to the child and family. This program recruits and retains community partners who work with up to 21 schools.

2a. Provide an activity measure(s) for the program.



PROGRAM DESCRIPTION

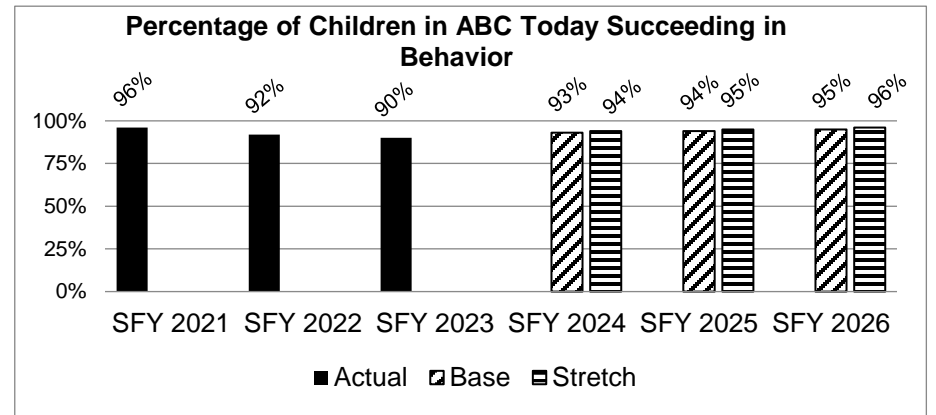
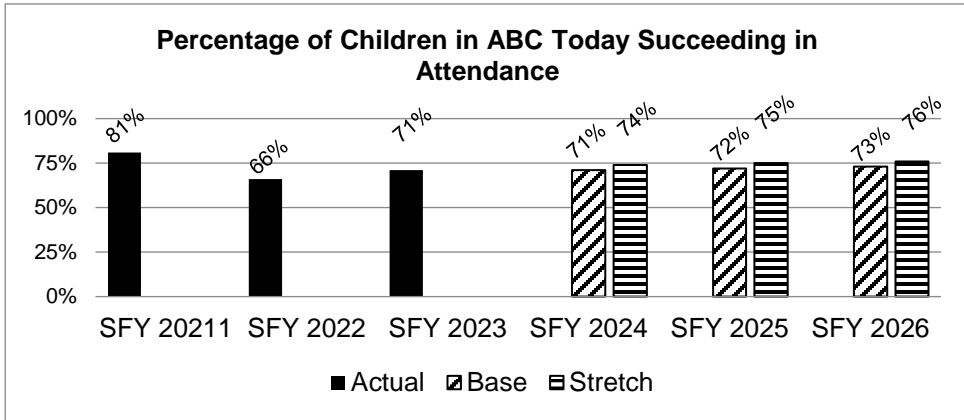
Department: Social Services

HB Section(s): 11.235

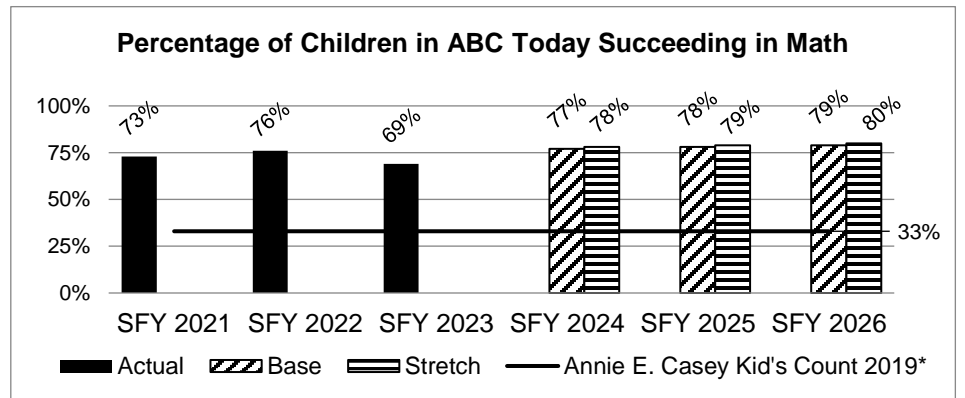
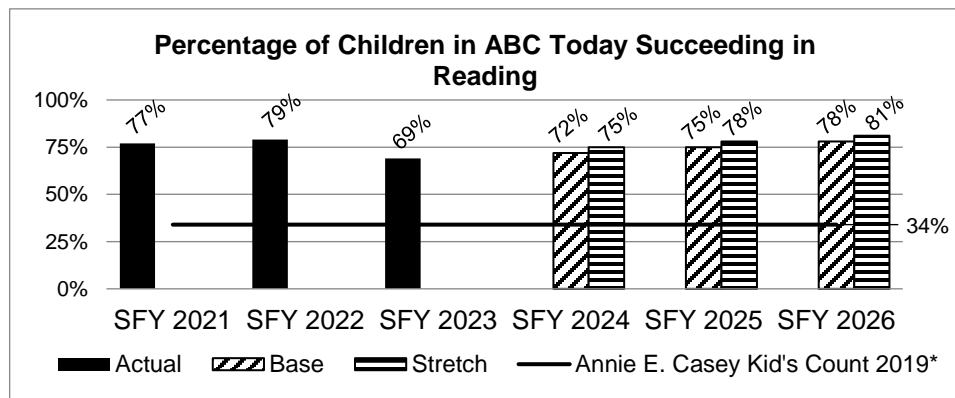
Program Name: ABC Today

Program is found in the following core budget(s): Temporary Assistance

2b. Provide a measure(s) of the program's quality.



2c. Provide a measure(s) of the program's impact.



ABC Today participants are students in grade level K-12. The Annie E. Casey Kids Count 2019 data provides a benchmark for U.S. students in 8th grade with proficiency in Math and U.S. students in the 4th grade with proficiency in Reading. The Annie E. Casey Kid's Count for 2019 was changed from 35% to 34% to reflect accurate data.

ABC Today participants are students in grade level K-12. The Annie E. Casey Kids Count 2019 data provides a benchmark for U.S. students in 8th grade with proficiency in Math and U.S. students in the 4th grade with proficiency in Reading.

PROGRAM DESCRIPTION

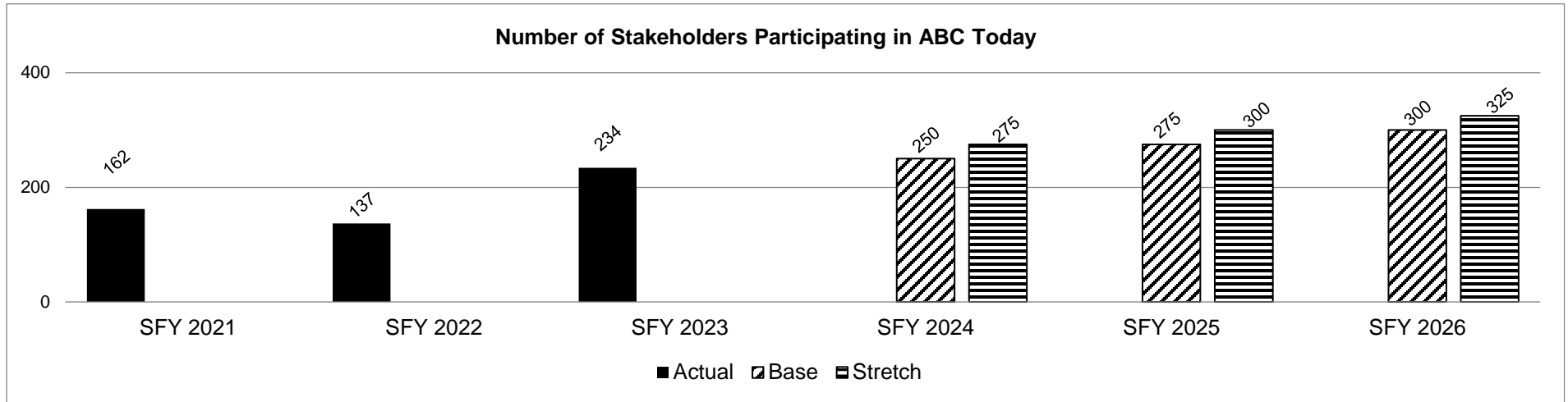
Department: Social Services

HB Section(s): 11.235

Program Name: ABC Today

Program is found in the following core budget(s): Temporary Assistance

2d. Provide a measure(s) of the program's efficiency.



PROGRAM DESCRIPTION

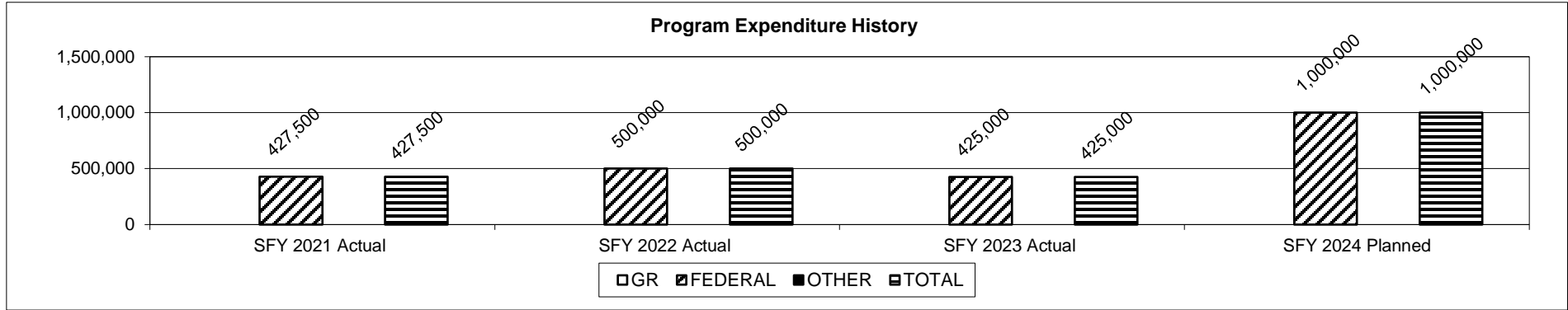
Department: Social Services

HB Section(s): 11.235

Program Name: ABC Today

Program is found in the following core budget(s): Temporary Assistance

3. Provide actual expenditures for the prior three fiscal years and planned expenditures for the current fiscal year. (Note: Amounts do not include fringe benefit costs.)



In SFY 2021, \$72,500 in expenditures were coded in error to FSD Administration appropriations, HB 11.100.

4. What are the sources of the "Other " funds?

N/A

5. What is the authorization for this program, i.e., federal or state statute, etc.? (Include the federal program number, if applicable.)

State statute: Section 208.040, RSMo. Federal law: PL 104-193 and PRWORA of 1996.

6. Are there federal matching requirements? If yes, please explain.

Expenditures for the Temporary Assistance for Needy Families (TANF) are claimed based on program requirements. Expenditures of the TANF block grant are reimbursed at 100% FF, not to exceed the block grant amount. State Maintenance of Effort (MOE) is required to earn the full TANF block grant. Expenditures that meet MOE requirements are used to satisfy the amount required to earn the TANF block grant.

7. Is this a federally mandated program? If yes, please explain.

No.

**Core - Temporary
Assistance- Before and
After School**

CORE DECISION ITEM

Department: Social Services
 Division: Family Support
 Core: Temporary Assistance- Before and After School Program

Budget Unit: 90105C
 HB Section: 11.235

1. CORE FINANCIAL SUMMARY

	FY 2025 Budget Request			
	GR	Federal	Other	Total
PS	0	0	0	0
EE	0	0	0	0
PSD	0	1,000,000	0	1,000,000
TRF	0	0	0	0
Total	0	1,000,000	0	1,000,000
FTE	0.00	0.00	0.00	0.00

	FY 2025 Governor's Recommendation			
	GR	Federal	Other	Total
PS	0	0	0	0
EE	0	0	0	0
PSD	0	0	0	0
TRF	0	0	0	0
Total	0	0	0	0
FTE	0.00	0.00	0.00	0.00

Est. Fringe	0	0	0	0
--------------------	---	---	---	---

Note: Fringes budgeted in House Bill 5 except for certain fringes budgeted directly to MoDOT, Highway Patrol, and Conservation.

Est. Fringe	0	0	0	0
--------------------	---	---	---	---

Note: Fringes budgeted in House Bill 5 except for certain fringes budgeted directly to MoDOT, Highway Patrol, and Conservation.

Other Funds: N/A

Other Funds: N/A

2. CORE DESCRIPTION

The Department of Social Services (DSS) provides funding to the Missouri Alliance of Boys and Girls Clubs, through the Local Investment Commission (LINC), to provide activities in before and after school settings in clubs across Missouri to help Temporary Assistance for Needy Families (TANF) eligible children become capable, work ready, and successful citizens as they move into adulthood. This program meets TANF purpose one (1).

3. PROGRAM LISTING (list programs included in this core funding)

Before and After School Program

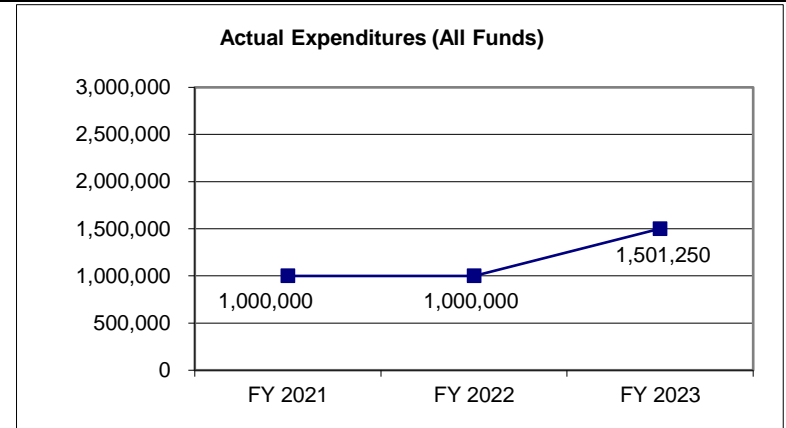
CORE DECISION ITEM

Department: Social Services
Division: Family Support
Core: Temporary Assistance- Before and After School Program

Budget Unit: 90105C
HB Section: 11.235

4. FINANCIAL HISTORY

	FY 2021	FY 2022	FY 2023	FY 2024
	Actual	Actual	Actual	Current Yr.
Appropriation (All Funds)	1,000,000	1,000,000	2,000,000	2,000,000
Less Reverted (All Funds)	0	0	0	0
Budget Authority (All Funds)	1,000,000	1,000,000	2,000,000	2,000,000
Actual Expenditures (All Funds)	1,000,000	1,000,000	1,501,250	N/A
Unexpended (All Funds)	0	0	498,750	N/A
Unexpended, by Fund:				
General Revenue	0	0	0	N/A
Federal	0	0	498,750	N/A
Other	0	0	0	N/A
			(1)	(2)



*Current Year restricted amount is as of September 1, 2023.
 Reverted includes the statutory three percent reserve (when applicable).
 Restricted includes any Governor's Expenditure Restriction (when applicable).

NOTES:

- (1)** FY 2023- There was an increase of \$1,000,000 FF Budget Stabilization for expansion of After School Boys & Girls.
- (2)** FY 2024- There was a core decrease of \$1,000,000 FF Budget Stabilization for the expansion of After School Boys & Girls. There was an increase of \$1,000,000 FF for Before & After School.

PROGRAM DESCRIPTION

Department: Social Services

HB Section(s): 11.235

Program Name: Before and After School Program

Program is found in the following core budget(s): Temporary Assistance

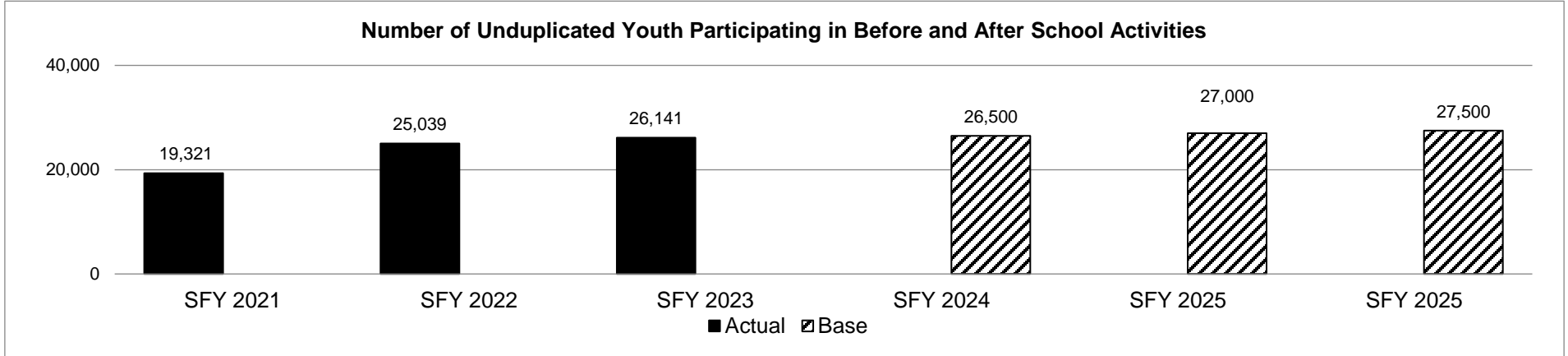
1a. What strategic priority does this program address?

Build and engage community resources to support families in need.

1b. What does this program do?

The Department of Social Services (DSS) has an agreement through the Local Investment Commission (LINC) with Missouri Alliance of Boys and Girls Clubs to provide activities in before and after school settings, to help Temporary Assistance for Needy Families (TANF) eligible children by promoting the health, social, educational, vocational, and character development of youth. The goal is to assure these youth are prepared to be capable, work ready, and successful citizens as they move into adulthood.

2a. Provide an activity measure(s) for the program.



*In SFY 2021, the decrease can be attributed to the COVID-19 pandemic.

A more gradual increase is anticipated to reach pre-COVID-19 numbers in SFY 2023, 2024, and 2025.

PROGRAM DESCRIPTION

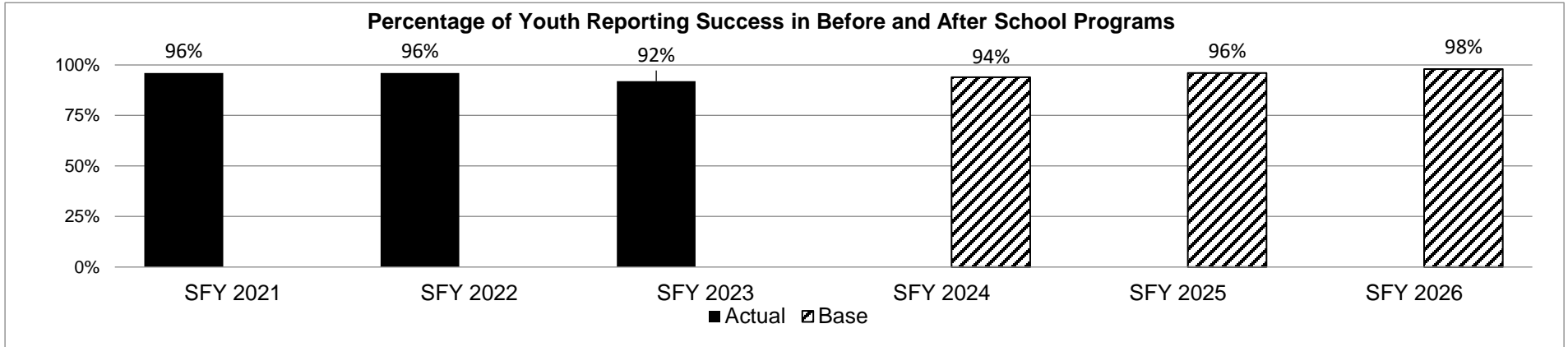
Department: Social Services

HB Section(s): 11.235

Program Name: Before and After School Program

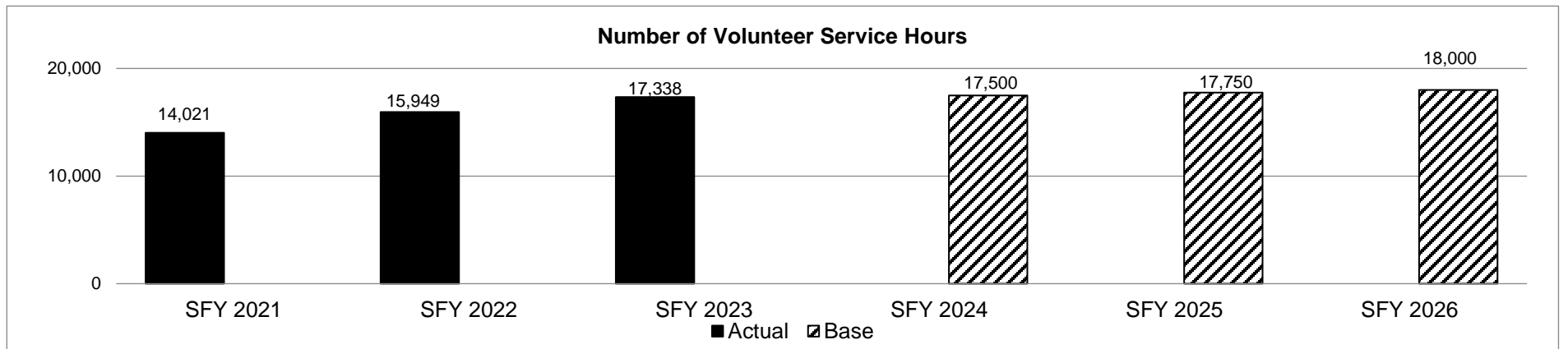
Program is found in the following core budget(s): Temporary Assistance

2b. Provide a measure(s) of the program's quality.



Youth reporting an understanding of how to manage their behavior, identify their strengths, feel good about themselves, and gain more knowledge about the dangers of drug use.

2c. Provide a measure(s) of the program's impact.



*In SFY 2021, the opportunity for Volunteer participation in Club programming was limited due to COVID-19 safety guidelines. Due to the pandemic, a more gradual increase is anticipated to reach pre-COVID-19 numbers in SFY 2022, 2023, and 2024.

PROGRAM DESCRIPTION

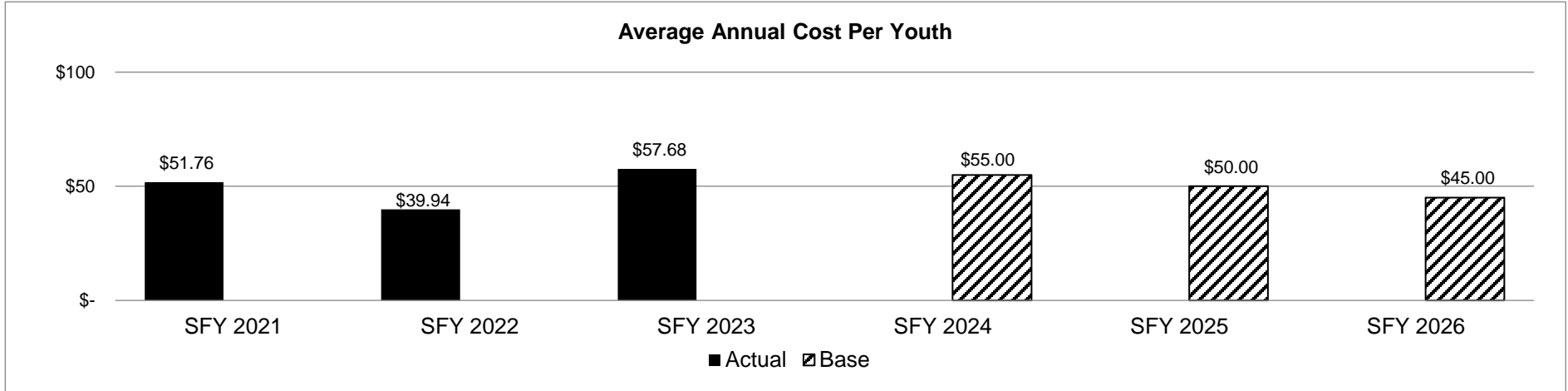
Department: Social Services

HB Section(s): 11.235

Program Name: Before and After School Program

Program is found in the following core budget(s): Temporary Assistance

2d. Provide a measure(s) of the program's efficiency.

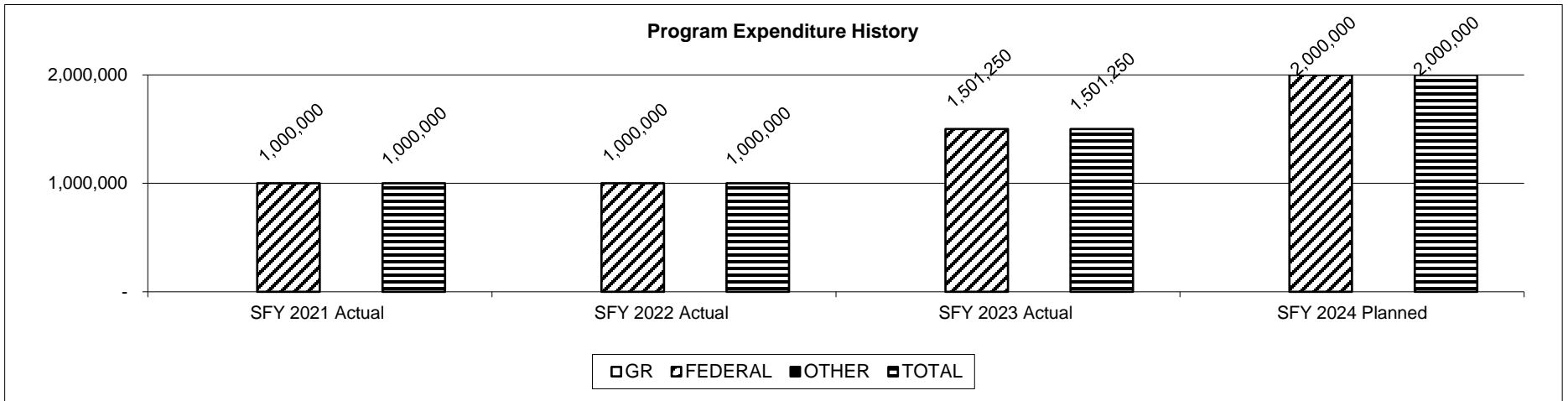


PROGRAM DESCRIPTION

Department: Social Services
 Program Name: Before and After School Program
 Program is found in the following core budget(s): Temporary Assistance

HB Section(s): 11.235

3. Provide actual expenditures for the prior three fiscal years and planned expenditures for the current fiscal year. (Note: Amounts do not include fringe benefit costs.)



4. What are the sources of the "Other" funds?

N/A

5. What is the authorization for this program, i.e., federal or state statute, etc.? (Include the federal program number, if applicable.)

State statute: Section 208.040, RSMo. Federal law: PL 104-193 and PRWORA of 1996.

6. Are there federal matching requirements? If yes, please explain.

Expenditures for the Temporary Assistance for Needy Families (TANF) are claimed based on program requirements. Expenditures of the TANF block grant are reimbursed at 100% FF, not to exceed the block grant amount. State Maintenance of Effort (MOE) is required to earn the full TANF block grant. Expenditures that meet MOE requirements are used to satisfy the amount required to earn the TANF block grant.

7. Is this a federally mandated program? If yes, please explain.

No.

**Core - Temporary
Assistance- Out of School
Support**

CORE DECISION ITEM

Department: Social Services
 Division: Family Support
 Core: Temporary Assistance- Out of School Support

Budget Unit: 90105C
 HB Section: 11.235

1. CORE FINANCIAL SUMMARY

	FY 2025 Budget Request			
	GR	Federal	Other	Total
PS	0	0	0	0
EE	0	0	0	0
PSD	0	2,000,000	0	2,000,000
TRF	0	0	0	0
Total	0	2,000,000	0	2,000,000
FTE	0.00	0.00	0.00	0.00

	FY 2025 Governor's Recommendation			
	GR	Federal	Other	Total
PS	0	0	0	0
EE	0	0	0	0
PSD	0	0	0	0
TRF	0	0	0	0
Total	0	0	0	0
FTE	0.00	0.00	0.00	0.00

Est. Fringe	0	0	0	0
--------------------	---	---	---	---

Note: Fringes budgeted in House Bill 5 except for certain fringes budgeted directly to MoDOT, Highway Patrol, and Conservation.

Est. Fringe	0	0	0	0
--------------------	---	---	---	---

Note: Fringes budgeted in House Bill 5 except for certain fringes budgeted directly to MoDOT, Highway Patrol, and Conservation.

Other Funds: N/A

Other Funds: N/A

2. CORE DESCRIPTION

The Department of Social Services (DSS) has an agreement with the Local Investment Commission (LINC) in Kansas City to provide Out of School Support such as assistance with homework, general mentoring to school-age children, constructive leisure time activities, and guidance under trained leadership. This program meets TANF purpose one (1).

3. PROGRAM LISTING (list programs included in this core funding)

Out of School Support

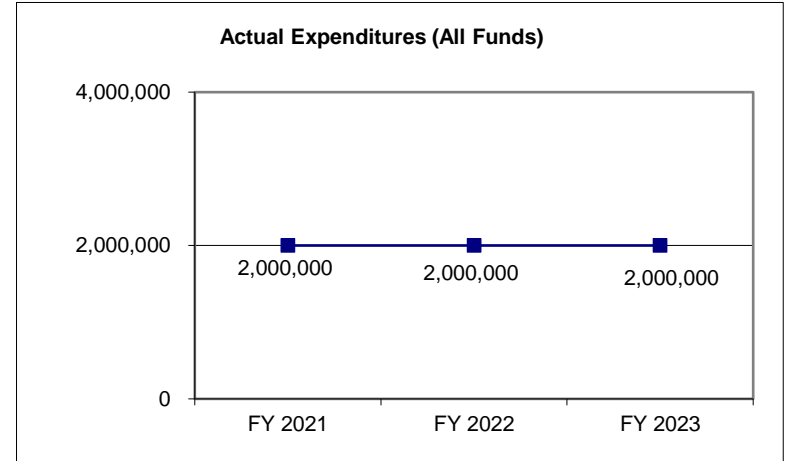
CORE DECISION ITEM

Department: Social Services
Division: Family Support
Core: Temporary Assistance- Out of School Support

Budget Unit: 90105C
HB Section: 11.235

4. FINANCIAL HISTORY

	FY 2021 Actual	FY 2022 Actual	FY 2023 Actual	FY 2024 Current Yr.
Appropriation (All Funds)	2,000,000	2,000,000	2,000,000	2,000,000
Less Reverted (All Funds)	0	0	0	0
Less Restricted (All Funds)*	0	0	0	0
Budget Authority (All Funds)	2,000,000	2,000,000	2,000,000	2,000,000
Actual Expenditures (All Funds)	2,000,000	2,000,000	2,000,000	N/A
Unexpended (All Funds)	0	0	0	N/A
Unexpended, by Fund:				
General Revenue	0	0	0	N/A
Federal	0	0	0	N/A
Other	0	0	0	N/A



*Current Year restricted amount is as of September 1, 2023.
 Reverted includes the statutory three-percent reserve (when applicable).
 Restricted includes any Governor's Expenditure Restriction (when applicable).

NOTES:

PROGRAM DESCRIPTION

Department: Social Services

HB Section(s): 11.235

Program Name: Out of School Support

Program is found in the following core budget(s): Temporary Assistance

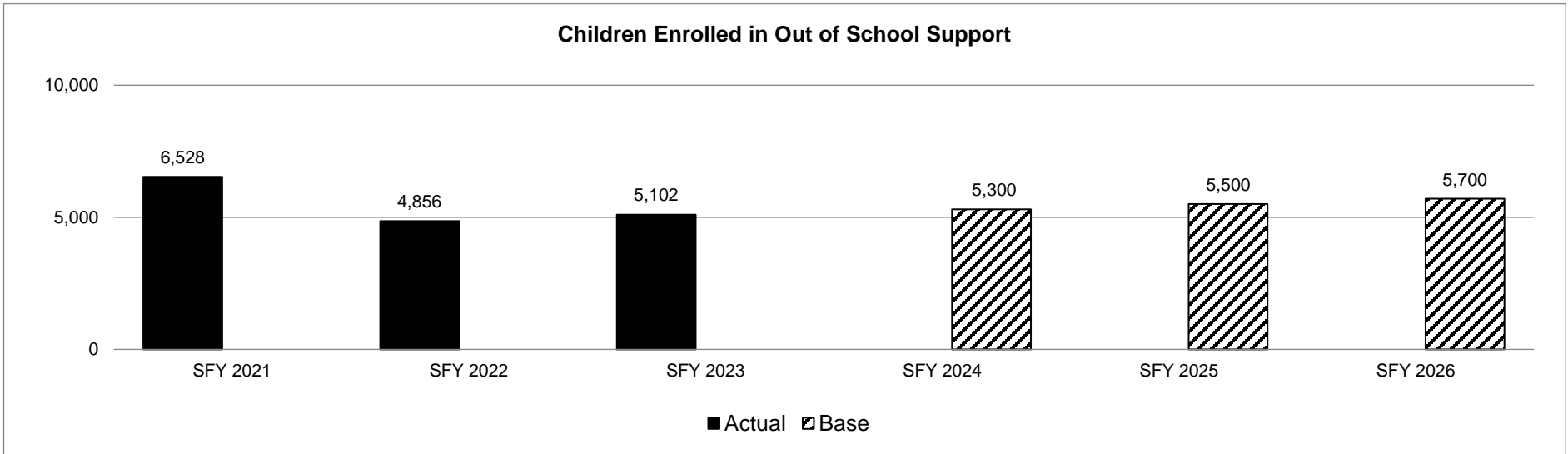
1a. What strategic priority does this program address?

Build and engage community resources to support families in need.

1b. What does this program do?

The Department of Social Services (DSS) has an agreement with the Local Investment Commission (LINC) in Kansas City to help Temporary Assistance for Needy Families (TANF) eligible children with activities in after school settings to promote the health, social, educational, vocational, and character development of youth. These programs provide Out of School Support such as assistance with homework, general mentoring to school-age children, constructive leisure time activities, and guidance under trained leadership.

2a. Provide an activity measure(s) for the program.



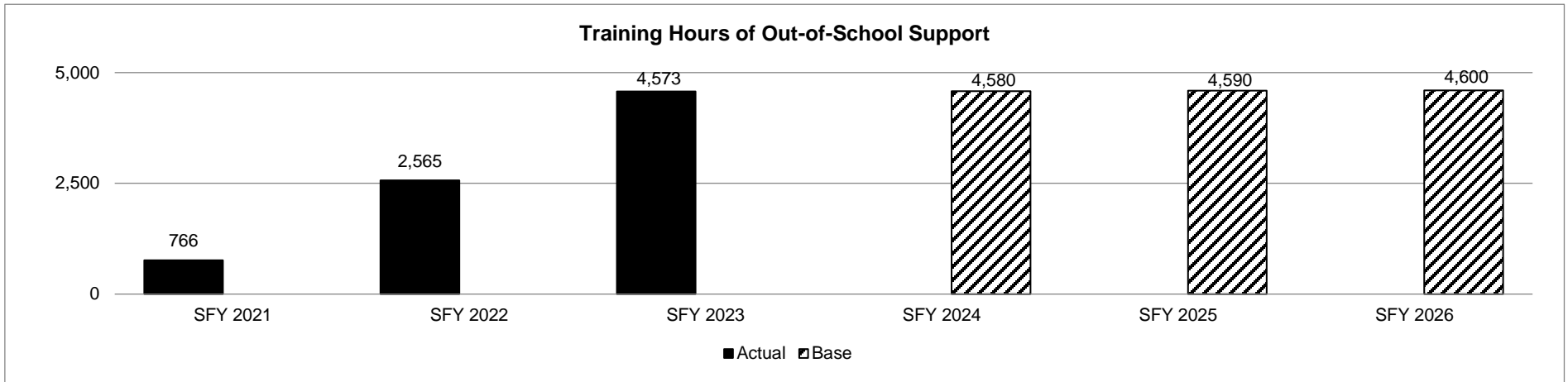
PROGRAM DESCRIPTION

Department: Social Services

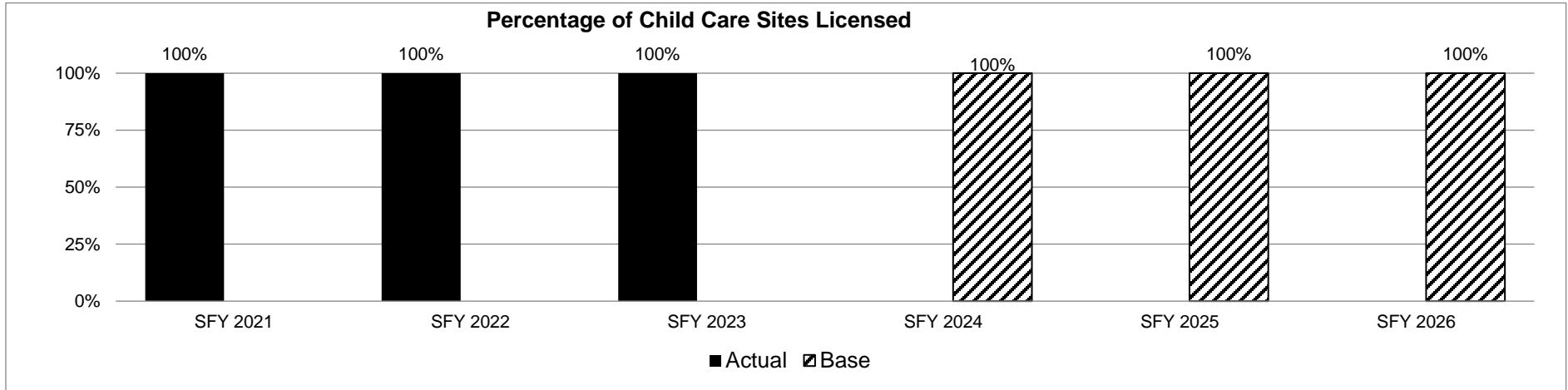
HB Section(s): 11.235

Program Name: Out of School Support

Program is found in the following core budget(s): Temporary Assistance



2b. Provide a measure(s) of the program's quality.



PROGRAM DESCRIPTION

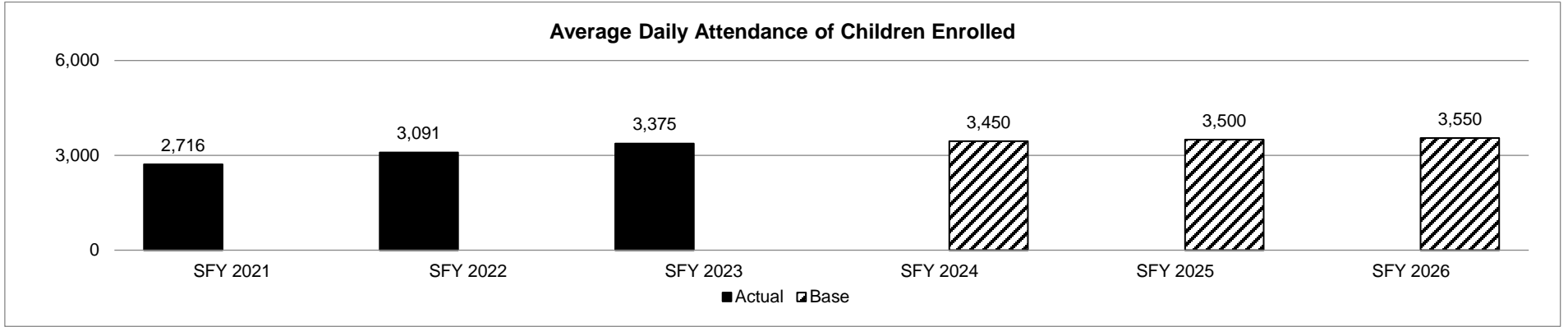
Department: Social Services

HB Section(s): 11.235

Program Name: Out of School Support

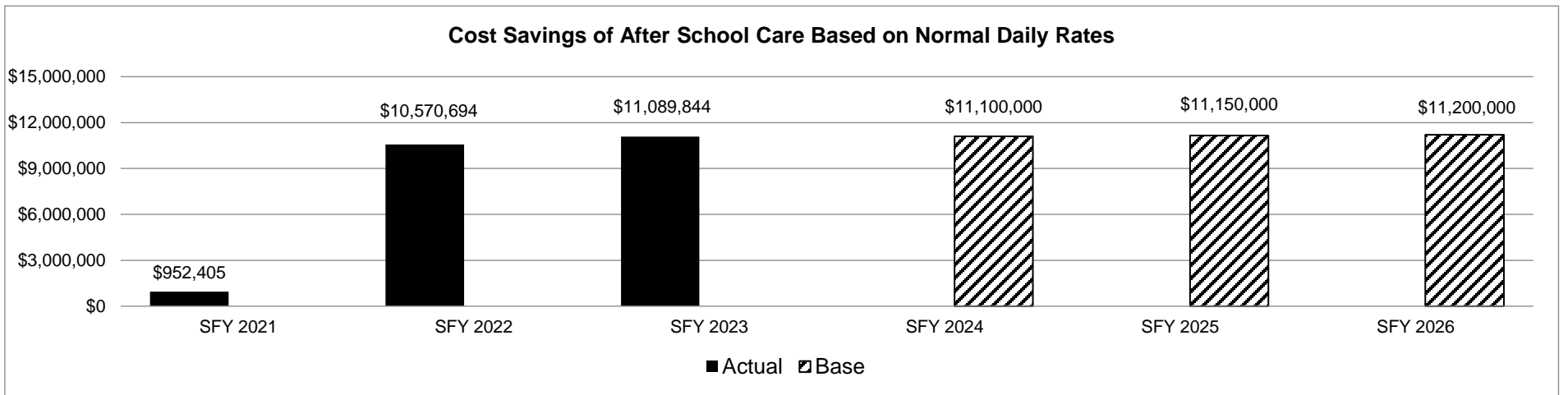
Program is found in the following core budget(s): Temporary Assistance

2c. Provide a measure(s) of the program's impact.



*SFY 2021 data reflects a decrease that occurred as a result of the COVID-19 pandemic.

2d. Provide a measure(s) of the program's efficiency.



*SFY 2021 data reflects a decrease that occurred as a result of the COVID-19 pandemic.

PROGRAM DESCRIPTION

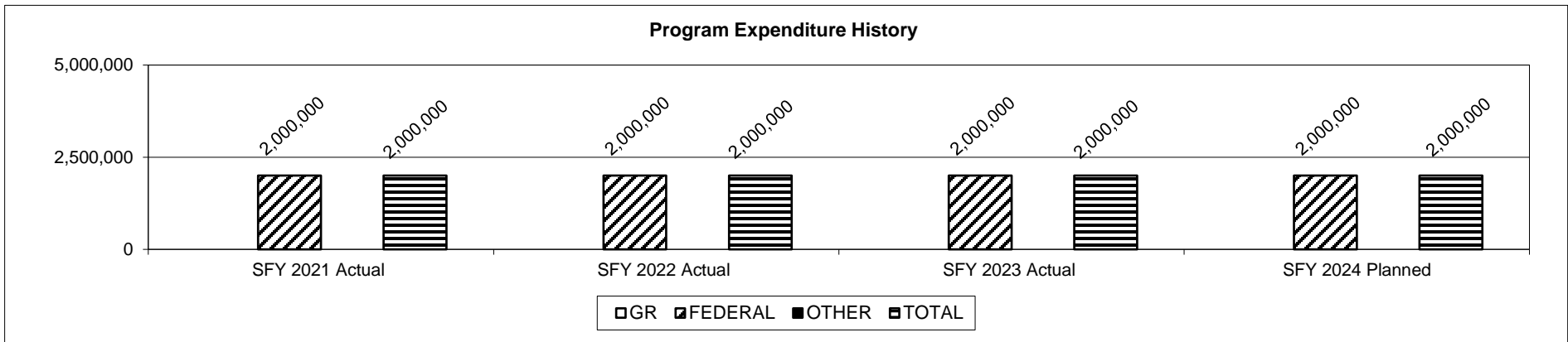
Department: Social Services

HB Section(s): 11.235

Program Name: Out of School Support

Program is found in the following core budget(s): Temporary Assistance

3. Provide actual expenditures for the prior three fiscal years and planned expenditures for the current fiscal year. (Note: Amounts do not include fringe benefit costs.)



4. What are the sources of the "Other " funds?

N/A

5. What is the authorization for this program, i.e., federal or state statute, etc.? (Include the federal program number, if applicable.)

State statute: Section 208.040, RSMo. Federal law: PL 104-193 and PRWORA of 1996.

6. Are there federal matching requirements? If yes, please explain.

Expenditures for the Temporary Assistance for Needy Families (TANF) are claimed based on program requirements. Expenditures of the TANF block grant are reimbursed at 100% FF, not to exceed the block grant amount. State Maintenance of Effort (MOE) is required to earn the full TANF block grant. Expenditures that meet MOE requirements are used to satisfy the amount required to earn the TANF block grant.

7. Is this a federally mandated program? If yes, please explain.

No.

**Core - Temporary
Assistance- Midtown
Youth**

CORE DECISION ITEM

Department: Social Services
 Division: Family Support
 Core: Temporary Assistance- Midtown Youth

Budget Unit: 90105C
 HB Section: 11.235

1. CORE FINANCIAL SUMMARY

	FY 2025 Budget Request			
	GR	Federal	Other	Total
PS	0	0	0	0
EE	0	0	0	0
PSD	0	250,000	0	250,000
TRF	0	0	0	0
Total	0	250,000	0	250,000
FTE	0.00	0.00	0.00	0.00

	FY 2025 Governor's Recommendation			
	GR	Federal	Other	Total
PS	0	0	0	0
EE	0	0	0	0
PSD	0	0	0	0
TRF	0	0	0	0
Total	0	0	0	0
FTE	0.00	0.00	0.00	0.00

Est. Fringe	0	0	0	0
--------------------	---	---	---	---

Note: Fringes budgeted in House Bill 5 except for certain fringes budgeted directly to MoDOT, Highway Patrol, and Conservation.

Est. Fringe	0	0	0	0
--------------------	---	---	---	---

Note: Fringes budgeted in House Bill 5 except for certain fringes budgeted directly to MoDOT, Highway Patrol, and Conservation.

Other Funds: N/A

Other Funds: N/A

2. CORE DESCRIPTION

The Department of Social Services (DSS) provides funding to Midtown Youth Facility, through Area Resources for Community and Human Services (ARCHS), to help TANF eligible families by connecting the parents of youth with needed services. This program is designed to help break down the barriers created by poverty, isolation, and prejudice. This program meets TANF purpose one (1).

3. PROGRAM LISTING (list programs included in this core funding)

Midtown Youth

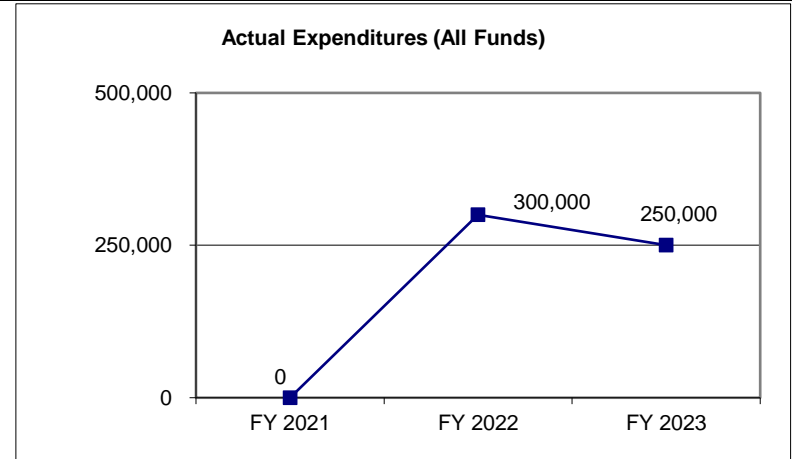
CORE DECISION ITEM

Department: Social Services
Division: Family Support
Core: Temporary Assistance- Midtown Youth

Budget Unit: 90105C
HB Section: 11.235

4. FINANCIAL HISTORY

	FY 2021 Actual	FY 2022 Actual	FY 2023 Actual	FY 2024 Current Yr.
Appropriation (All Funds)	0	300,000	250,000	250,000
Less Reverted (All Funds)	0	0	0	0
Budget Authority (All Funds)	0	300,000	250,000	250,000
Actual Expenditures (All Funds)	0	300,000	250,000	N/A
Unexpended (All Funds)	0	0	0	N/A
Unexpended, by Fund:				
General Revenue	0	0	0	N/A
Federal	0	0	0	N/A
Other	0	0	0	N/A
	(1)	(2)	(3)	



*Current Year restricted amount is as of September 1, 2023.
 Reverted includes the statutory three percent reserve (when applicable).
 Restricted includes any Governor's Expenditure Restriction (when applicable).

NOTES:

- (1)** FY 2021 - There was a reduction for one-time funding of \$250,000 FF.
- (2)** FY 2022 - There was a one-time core increase for one-time funding of \$300,000 FF.
- (3)** FY 2023 – In the FY 2023 budget, the FY 2022 \$300,000 TANF one-time funding was core reduced; subsequently, TANF federal funding was approved on-going in the amount of \$250,000.

PROGRAM DESCRIPTION

Department: Social Services

HB Section(s): 11.235

Program Name: Midtown Youth

Program is found in the following core budget(s): Temporary Assistance

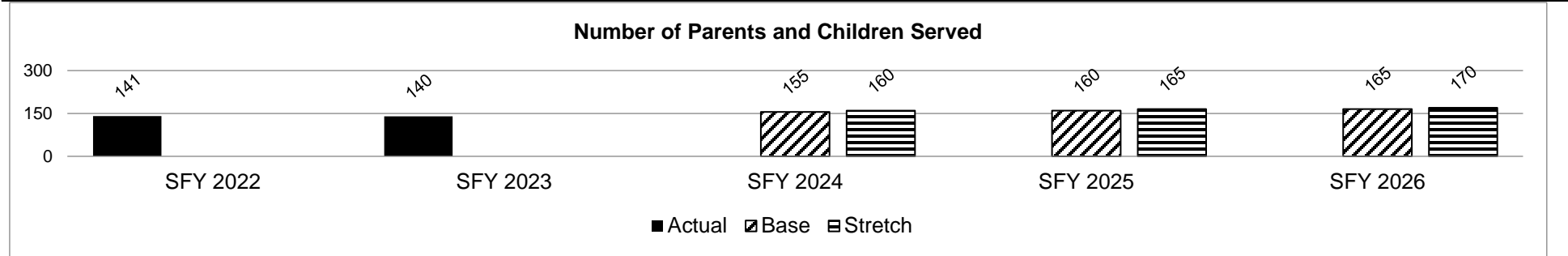
1a. What strategic priority does this program address?

Build and engage community resources to support families in need.

1b. What does this program do?

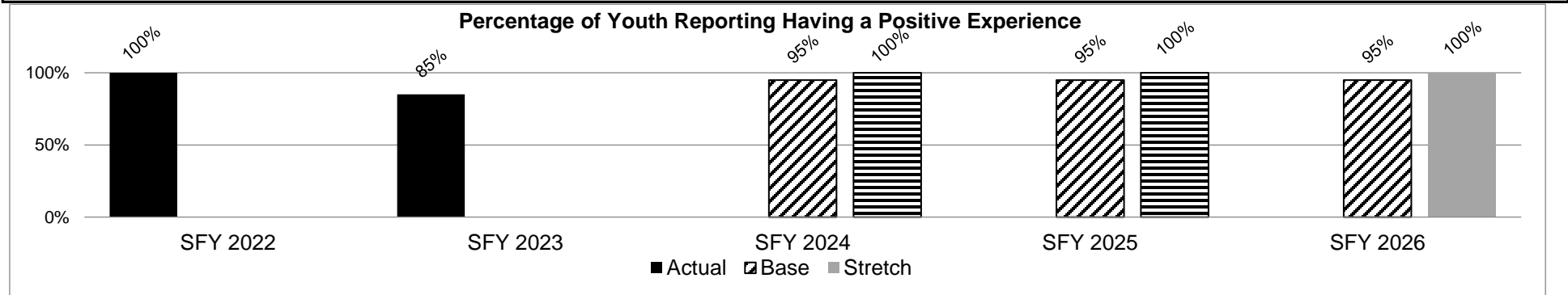
The Department of Social Services (DSS) provides funding to Midtown Youth Facility, through Area Resources for Community and Human Services (ARCHS), to help TANF eligible families by connecting the parents of youth with needed services. Services help reduce family stressors that contribute to child abuse and neglect by focusing on activities that promote the five strengthening Families Protective Factors developed by the Center for Study of Social Policy. Factors include parental resilience, social connections, knowledge of parenting and child development, concrete support in times of need, and improving the social and emotional competence of children.

2a. Provide an activity measure(s) for the program.



*This is a new measure starting in SFY 2022.

2b. Provide a measure(s) of the program's quality.



*This is a new measure starting in SFY 2022. In SFY23 the youth director left during the program which impacted satisfaction.

PROGRAM DESCRIPTION

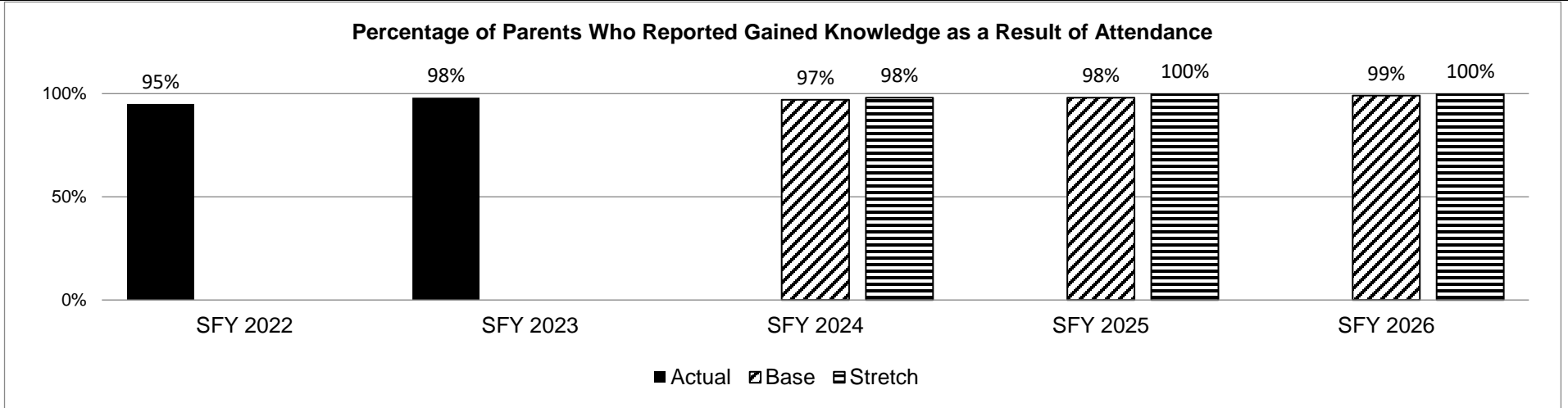
Department: Social Services

HB Section(s): 11.235

Program Name: Midtown Youth

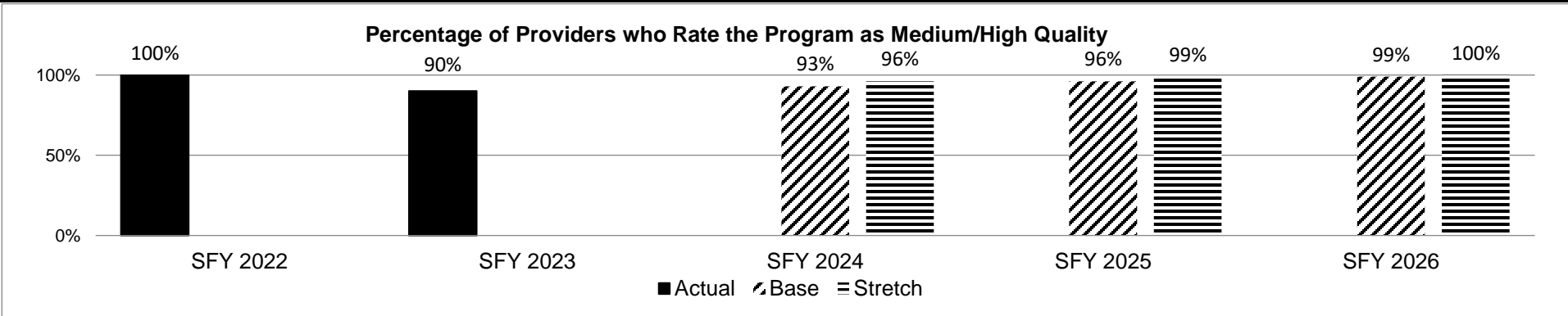
Program is found in the following core budget(s): Temporary Assistance

2c. Provide a measure(s) of the program's impact.



*This is a new measure starting in SFY 2022.

2d. Provide a measure(s) of the program's efficiency.



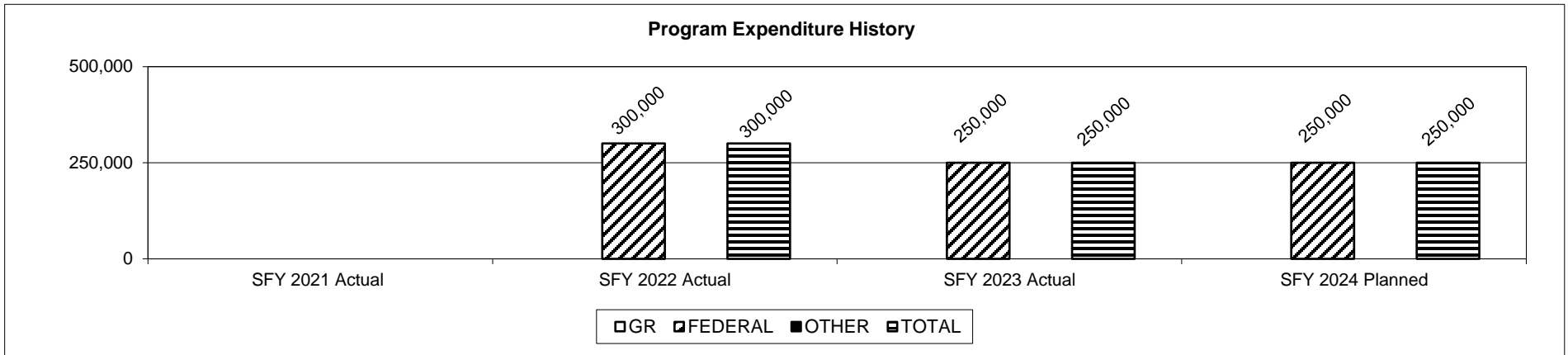
*This is a new measure starting in SFY 2022.

PROGRAM DESCRIPTION

Department: Social Services
 Program Name: Midtown Youth
 Program is found in the following core budget(s): Temporary Assistance

HB Section(s): 11.235

3. Provide actual expenditures for the prior three fiscal years and planned expenditures for the current fiscal year. (Note: Amounts do not include fringe benefit costs.)



4. What are the sources of the "Other " funds?

N/A

5. What is the authorization for this program, i.e., federal or state statute, etc.? (Include the federal program number, if applicable.)

State statute: Section 208.040, RSMo. Federal law: PL 104-193 and PRWORA of 1996.

6. Are there federal matching requirements? If yes, please explain.

Expenditures for the Temporary Assistance for Needy Families (TANF) are claimed based on program requirements. Expenditures of the TANF block grant are reimbursed at 100% FF, not to exceed the block grant amount. State Maintenance of Effort (MOE) is required to earn the full TANF block grant. Expenditures that meet MOE requirements are used to satisfy the amount required to earn the TANF block grant.

7. Is this a federally mandated program? If yes, please explain.

No.

**Core - Temporary
Assistance- Cochran
Youth**

CORE DECISION ITEM

Department: Social Services
 Division: Family Support
 Core: Temporary Assistance- Cochran Youth

Budget Unit: 90105C
 HB Section: 11.235

1. CORE FINANCIAL SUMMARY

	FY 2025 Budget Request			
	GR	Federal	Other	Total
PS	0	0	0	0
EE	0	0	0	0
PSD	0	200,000	0	200,000
TRF	0	0	0	0
Total	0	200,000	0	200,000
FTE	0.00	0.00	0.00	0.00

	FY 2025 Governor's Recommendation			
	GR	Federal	Other	Total
PS	0	0	0	0
EE	0	0	0	0
PSD	0	0	0	0
TRF	0	0	0	0
Total	0	0	0	0
FTE	0.00	0.00	0.00	0.00

Est. Fringe	0	0	0	0
--------------------	---	---	---	---

Note: Fringes budgeted in House Bill 5 except for certain fringes budgeted directly to MoDOT, Highway Patrol, and Conservation.

Other Funds: N/A

Est. Fringe	0	0	0	0
--------------------	---	---	---	---

Note: Fringes budgeted in House Bill 5 except for certain fringes budgeted directly to MoDOT, Highway Patrol, and Conservation.

Other Funds: N/A

2. CORE DESCRIPTION

The Department of Social Services (DSS) provides Temporary Assistance for Needy Families (TANF) block grant funding to Cochran Youth and Family Center (CYFC), through Area Resources for Community and Human Services (ARCHS). CYFC helps youth, families, and older adults in the St. Louis area by providing innovative social, educational and recreational resources. This program meets TANF purpose one (1).

3. PROGRAM LISTING (list programs included in this core funding)

Cochran Youth & Family Center Engagement Program

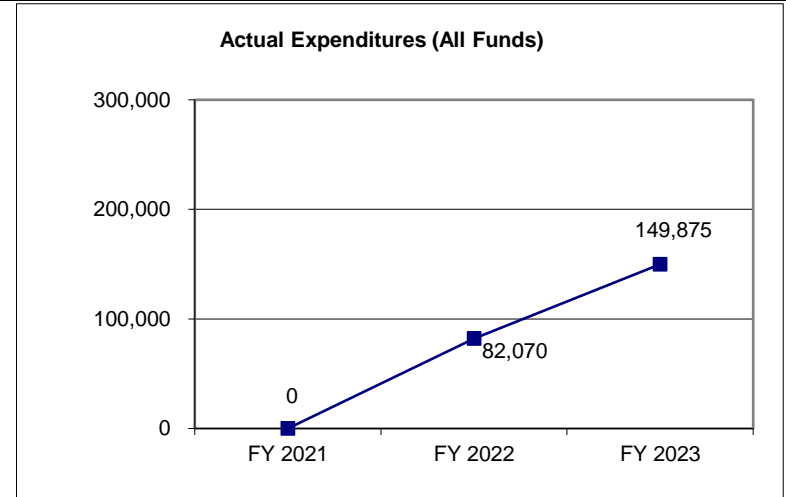
CORE DECISION ITEM

Department: Social Services
Division: Family Support
Core: Temporary Assistance- Cochran Youth

Budget Unit: 90105C
HB Section: 11.235

4. FINANCIAL HISTORY

	FY 2021 Actual	FY 2022 Actual	FY 2023 Actual	FY 2024 Current Yr.
Appropriation (All Funds)	0	200,000	200,000	200,000
Less Reverted (All Funds)	0	0	0	0
Less Restricted (All Funds)*	0	0	0	0
Budget Authority (All Funds)	0	200,000	200,000	200,000
Actual Expenditures (All Funds)	0	82,070	149,875	N/A
Unexpended (All Funds)	0	117,930	50,125	N/A
Unexpended, by Fund:				
General Revenue	0	0	0	N/A
Federal	0	117,930	50,125	N/A
Other	0	0	0	N/A
	(1)	(2)		



*Current Year restricted amount is as of September 1, 2023.
 Reverted includes the statutory three-percent reserve (when applicable).
 Restricted includes any Governor's Expenditure Restriction (when applicable).

NOTES:

- (1)** FY 2021 - There was a core reduction of \$250,000 FF.
- (2)** FY 2022 - There was a core increase of \$200,000 FF.

PROGRAM DESCRIPTION

Department: Social Services

HB Section(s): 11.235

Program Name: Cochran Youth

Program is found in the following core budget(s): Temporary Assistance

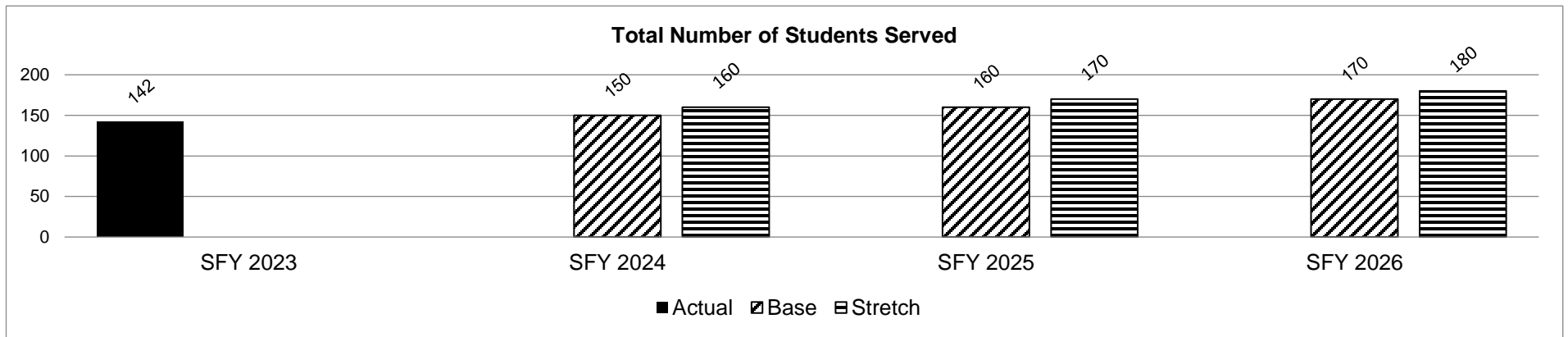
1a. What strategic priority does this program address?

Provides youth literacy skills to become successful in their world.

1b. What does this program do?

The Department of Social Services (DSS) contracts with Area Resources for Community and Human Services (ARCHS) to administer the Cochran Youth and Family Center (CYFC). CYFC offers an Out-of-School time program to youth in grades Kindergarten through 8th Grade (ages 5 to 15 years old) residing in their local service area. The focus will be on homework support, literacy, STEAM activities, and social-emotional development. CYFC's staff approach is designed to increase the skills, resources and support local children and parents overcome challenges by providing an enriching, social environment to foster a sense of belonging, social-emotional learning experiences to develop executive function skills, exposure to unique cultural and educational experiences and life skill development for youth in a safe place.

2a. Provide an activity measure(s) for the program.



*This was a new measure in FY23.

PROGRAM DESCRIPTION

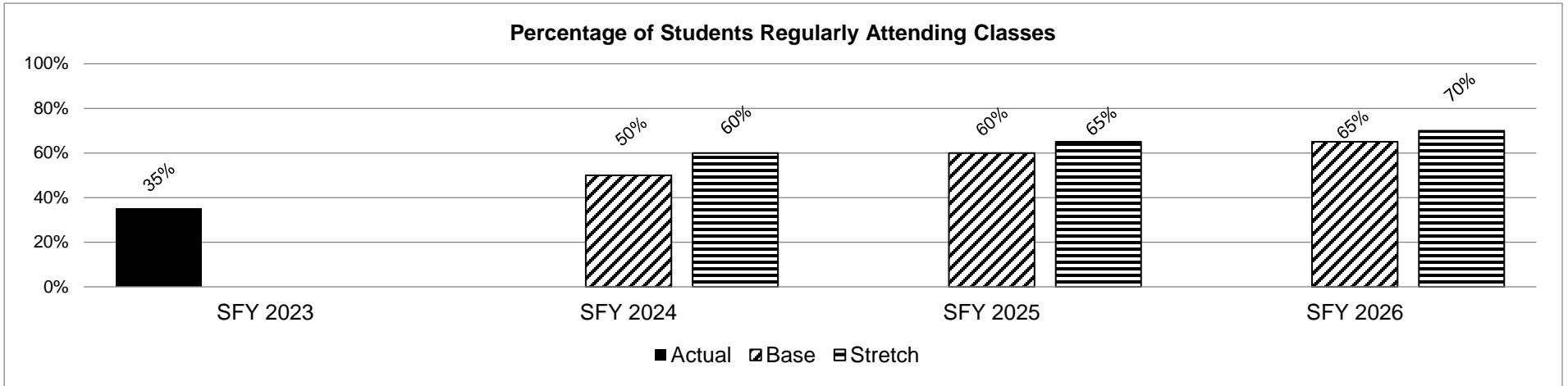
Department: Social Services

HB Section(s): 11.235

Program Name: Cochran Youth

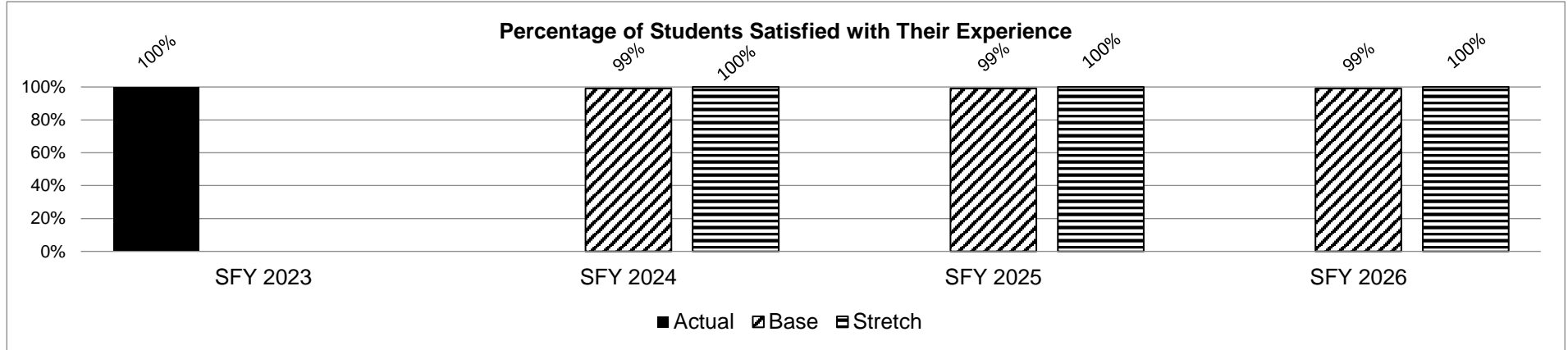
Program is found in the following core budget(s): Temporary Assistance

2b. Provide a measure(s) of the program's quality.



*This was a new measure in FY23.

2c. Provide a measure(s) of the program's impact.



*This was a new measure in FY23.

PROGRAM DESCRIPTION

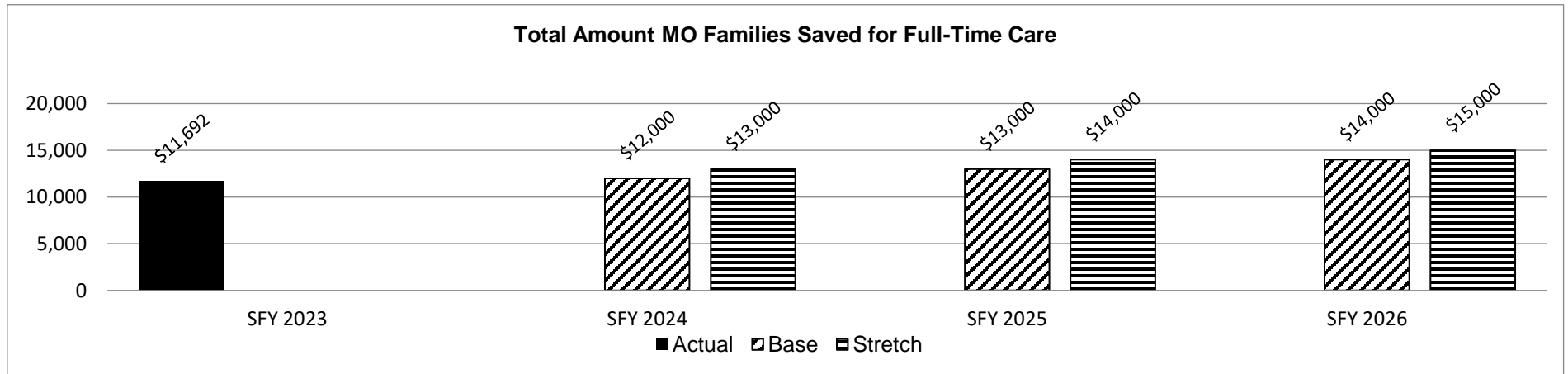
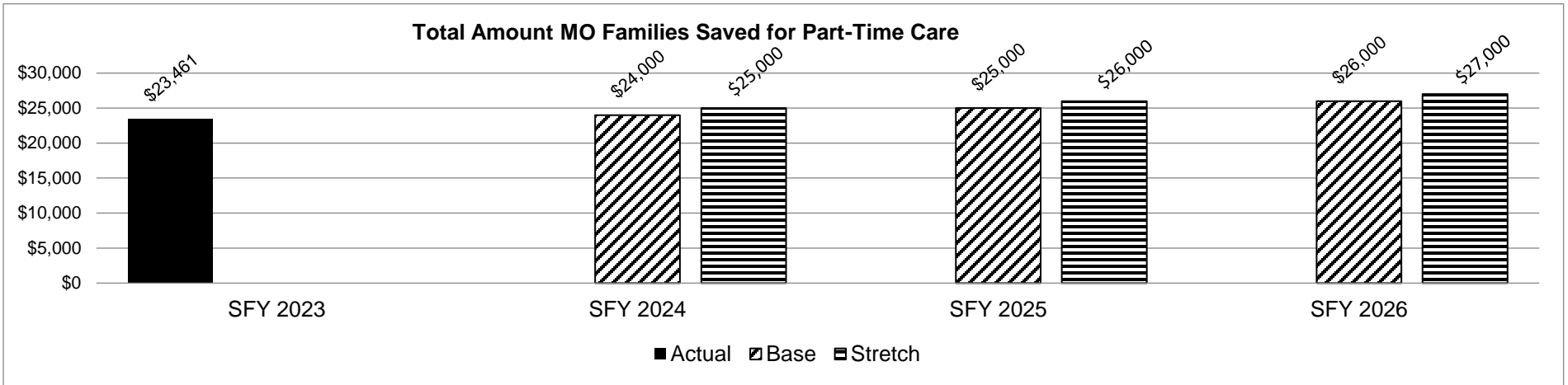
Department: Social Services

HB Section(s): 11.235

Program Name: Cochran Youth

Program is found in the following core budget(s): Temporary Assistance

2d. Provide a measure(s) of the program's efficiency.



*This was a new measure in FY23.

PROGRAM DESCRIPTION

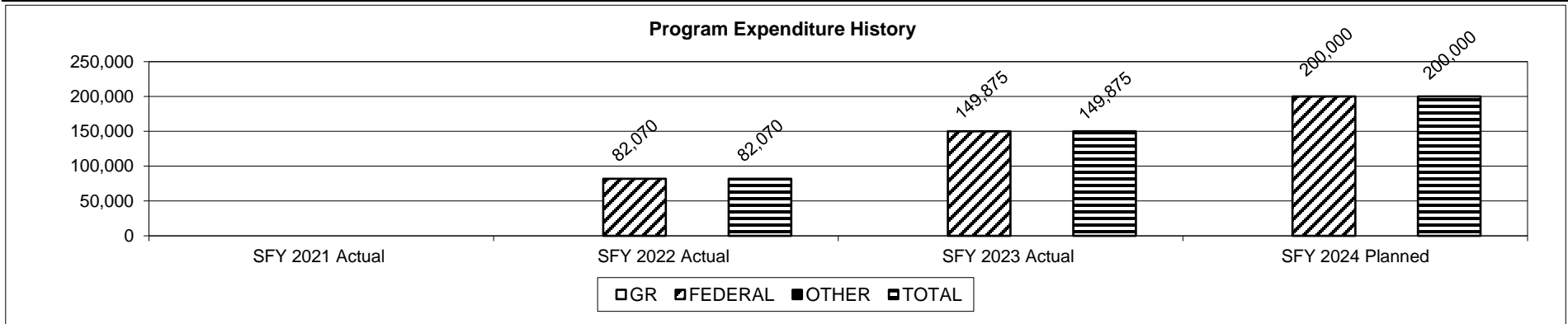
Department: Social Services

HB Section(s): 11.235

Program Name: Cochran Youth

Program is found in the following core budget(s): Temporary Assistance

3. Provide actual expenditures for the prior three fiscal years and planned expenditures for the current fiscal year. (Note: Amounts do not include fringe benefit costs.)



4. What are the sources of the "Other " funds?

N/A

5. What is the authorization for this program, i.e., federal or state statute, etc.? (Include the federal program number, if applicable.)

State statute: Section 208.040, RSMo. Federal law: PL 104-193 and PRWORA of 1996.

6. Are there federal matching requirements? If yes, please explain.

Expenditures for the Temporary Assistance for Needy Families (TANF) are claimed based on program requirements. Expenditures of the TANF block grant are reimbursed at 100% FF, not to exceed the block grant amount. State Maintenance of Effort (MOE) is required to earn the full TANF block grant. Expenditures that meet MOE requirements are used to satisfy the amount required to earn the TANF block grant.

7. Is this a federally mandated program? If yes, please explain.

No.

**Core - Temporary
Assistance- Living With
Purpose**

CORE DECISION ITEM

Department: Social Services
 Division: Family Support
 Core: Temporary Assistance- Living With Purpose

Budget Unit: 90127C
 HB Section: 11.235

1. CORE FINANCIAL SUMMARY

	FY 2025 Budget Request			
	GR	Federal	Other	Total
PS	0	0	0	0
EE	0	0	0	0
PSD	0	230,000	0	230,000
TRF	0	0	0	0
Total	0	230,000	0	230,000
FTE	0.00	0.00	0.00	0.00

	FY 2025 Governor's Recommendation			
	GR	Federal	Other	Total
PS	0	0	0	0
EE	0	0	0	0
PSD	0	0	0	0
TRF	0	0	0	0
Total	0	0	0	0
FTE	0.00	0.00	0.00	0.00

Est. Fringe	0	0	0	0
--------------------	---	---	---	---

Note: Fringes budgeted in House Bill 5 except for certain fringes budgeted directly to MoDOT, Highway Patrol, and Conservation.

Est. Fringe	0	0	0	0
--------------------	---	---	---	---

Note: Fringes budgeted in House Bill 5 except for certain fringes budgeted directly to MoDOT, Highway Patrol, and Conservation.

Other Funds: N/A

Other Funds: N/A

2. CORE DESCRIPTION

The Department of Social Services (DSS) provides Temporary Assistance for Needy Families (TANF) block grant funding to Living With Purpose, through Area Resources for Community and Human Services (ARCHS), to support the Family Wellness and Education Enhancement Program (WEEP). This program seeks to strengthen families, encourage positive parenting, and increase literacy and mathematics skills. This program meets TANF purpose number two (2).

3. PROGRAM LISTING (list programs included in this core funding)

Living With Purpose

CORE DECISION ITEM

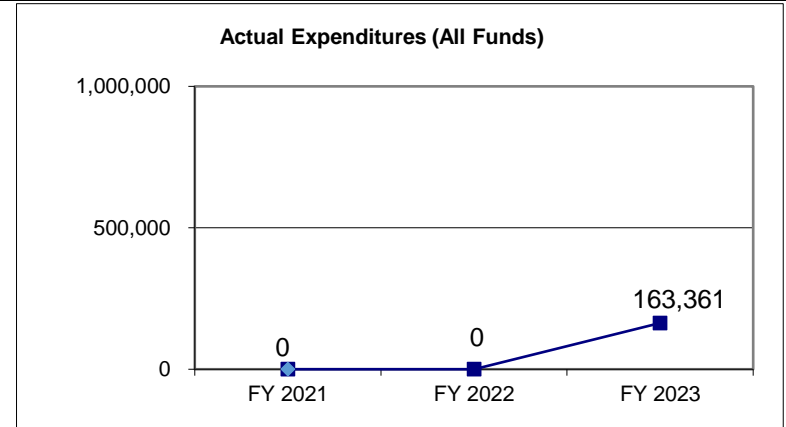
Department: Social Services
Division: Family Support
Core: Temporary Assistance- Living With Purpose

Budget Unit: 90127C
HB Section: 11.235

4. FINANCIAL HISTORY

	FY 2021 Actual	FY 2022 Actual	FY 2023 Actual	FY 2024 Current Yr.
Appropriation (All Funds)	0	0	230,000	230,000
Less Reverted (All Funds)	0	0	0	0
Budget Authority (All Funds)	0	0	230,000	230,000
Actual Expenditures (All Funds)	0	0	163,361	N/A
Unexpended (All Funds)	0	0	66,639	N/A
Unexpended, by Fund:				
General Revenue	0	0	0	N/A
Federal	0	0	66,639	N/A
Other	0	0	0	N/A

(1)



*Current Year restricted amount is as of September 1, 2023.
 Reverted includes the statutory three percent reserve (when applicable).
 Restricted includes any Governor's Expenditure Restriction (when applicable).

NOTES:

(1) This is a newly funded program for FY 2023.

CORE RECONCILIATION DETAIL

**DEPARTMENT OF SOCIAL SERVICES
LIVING WITH PURPOSE**

5. CORE RECONCILIATION DETAIL

	Budget Class	FTE	GR	Federal	Other	Total	Explanation
TAFP AFTER VETOES							
	PD	0.00	0	230,000	0	230,000	
	Total	0.00	0	230,000	0	230,000	
DEPARTMENT CORE REQUEST							
	PD	0.00	0	230,000	0	230,000	
	Total	0.00	0	230,000	0	230,000	
GOVERNOR'S RECOMMENDED CORE							
	PD	0.00	0	230,000	0	230,000	
	Total	0.00	0	230,000	0	230,000	

DECISION ITEM SUMMARY

Budget Unit									
Decision Item	FY 2023	FY 2023	FY 2024	FY 2024	FY 2025	FY 2025	*****	*****	
Budget Object Summary	ACTUAL	ACTUAL	BUDGET	BUDGET	DEPT REQ	DEPT REQ	SECURED	SECURED	
Fund	DOLLAR	FTE	DOLLAR	FTE	DOLLAR	FTE	COLUMN	COLUMN	
LIVING WITH PURPOSE									
CORE									
PROGRAM-SPECIFIC									
TEMP ASSIST NEEDY FAM FEDERAL	163,361	0.00	230,000	0.00	230,000	0.00	0	0.00	
TOTAL - PD	163,361	0.00	230,000	0.00	230,000	0.00	0	0.00	
TOTAL	163,361	0.00	230,000	0.00	230,000	0.00	0	0.00	
GRAND TOTAL	\$163,361	0.00	\$230,000	0.00	\$230,000	0.00	\$0	0.00	

DECISION ITEM DETAIL

Budget Unit	FY 2023	FY 2023	FY 2024	FY 2024	FY 2025	FY 2025	*****	*****
Decision Item	ACTUAL	ACTUAL	BUDGET	BUDGET	DEPT REQ	DEPT REQ	SECURED	SECURED
Budget Object Class	DOLLAR	FTE	DOLLAR	FTE	DOLLAR	FTE	COLUMN	COLUMN
LIVING WITH PURPOSE								
CORE								
PROGRAM DISTRIBUTIONS	163,361	0.00	230,000	0.00	230,000	0.00	0	0.00
TOTAL - PD	163,361	0.00	230,000	0.00	230,000	0.00	0	0.00
GRAND TOTAL	\$163,361	0.00	\$230,000	0.00	\$230,000	0.00	\$0	0.00
GENERAL REVENUE	\$0	0.00	\$0	0.00	\$0	0.00		0.00
FEDERAL FUNDS	\$163,361	0.00	\$230,000	0.00	\$230,000	0.00		0.00
OTHER FUNDS	\$0	0.00	\$0	0.00	\$0	0.00		0.00

PROGRAM DESCRIPTION

Department: Social Services

HB Section(s): 11.235

Program Name: Living With Purpose

Program is found in the following core budget(s): Temporary Assistance

1a. What strategic priority does this program address?

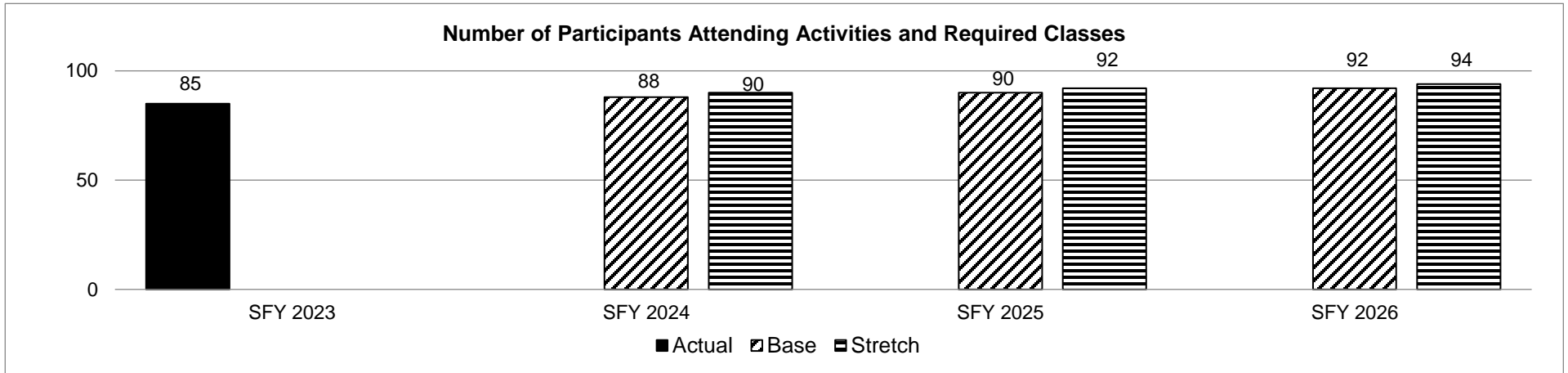
Build and engage community resources to support families in need.

1b. What does this program do?

The Department of Social Services provides funding to support Living with Purpose through Area Resources for Community and Human Services (ARCHS) for Family Wellness and Education Enhancement Program (WEEP). WEEP builds strong relationships within the communities they serve and have staff members that reflect the culture of the communities they serve. Strong community connections allow WEEP to provide access to direct referrals throughout high-risk neighborhoods, where the majority of families represent single-parent households.

This program seeks to strengthen families and encourage positive parenting. Educational components are included to help assess, develop and strengthen participants literacy and mathematics to prepare participants in completing the HISet, employment readiness, and certified trade options. The Family Wellness component is designed to strengthen individuals and families to encourage positive parenting. The Educational Enhancement component is designed to assess, develop, and strengthen literacy and mathematics. In addition, prepare participants for High School Equivalency (HSE) completion, employment readiness, and certified trade options.

2a. Provide an activity measure(s) for the program.



This was a new program in SFY 2023.

PROGRAM DESCRIPTION

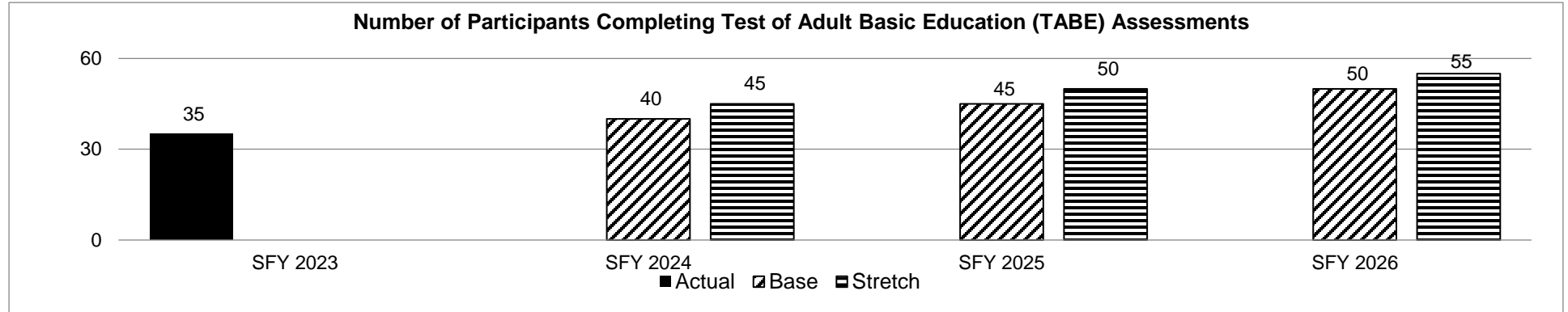
Department: Social Services

HB Section(s): 11.235

Program Name: Living With Purpose

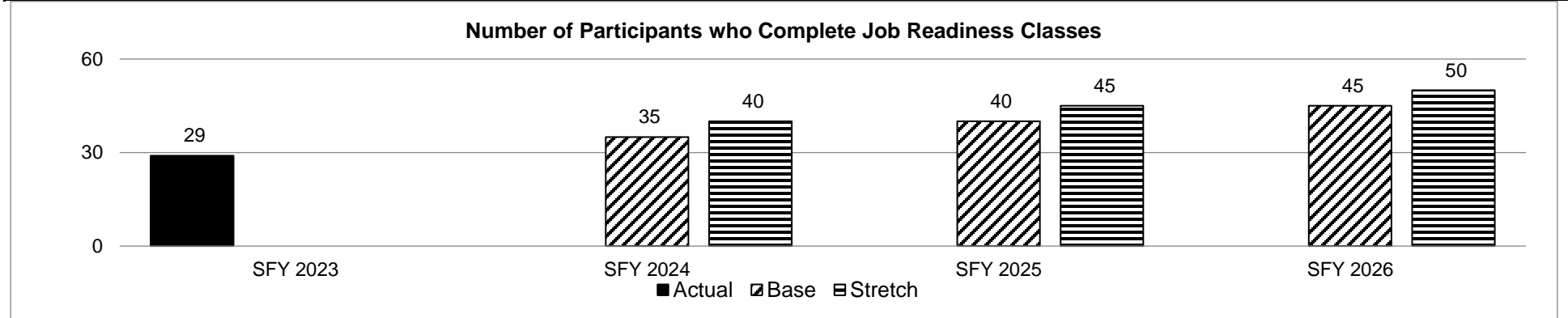
Program is found in the following core budget(s): Temporary Assistance

2b. Provide a measure(s) of the program's quality.



This was a new program in SFY 2023.

2c. Provide a measure(s) of the program's impact.



PROGRAM DESCRIPTION

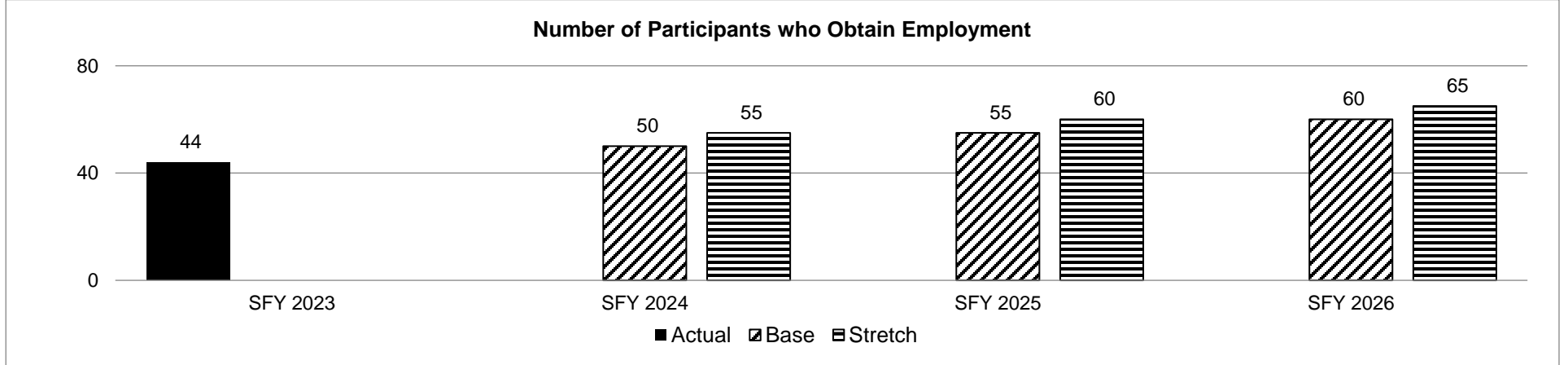
Department: Social Services

HB Section(s): 11.235

Program Name: Living With Purpose

Program is found in the following core budget(s): Temporary Assistance

2d. Provide a measure(s) of the program's efficiency.



This was a new program in SFY 2023.

PROGRAM DESCRIPTION

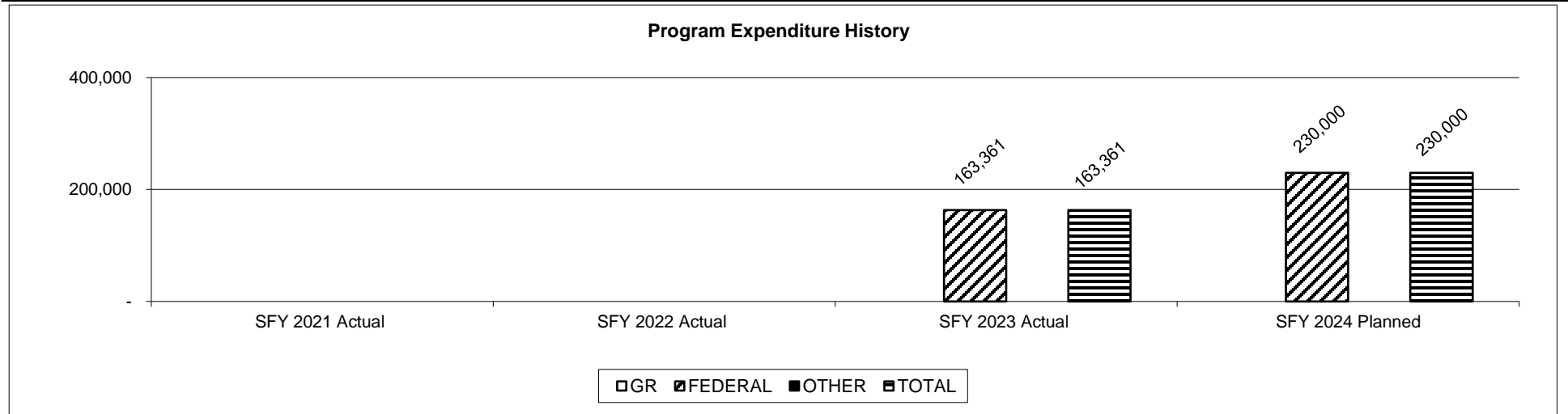
Department: Social Services

HB Section(s): 11.235

Program Name: Living With Purpose

Program is found in the following core budget(s): Temporary Assistance

3. Provide actual expenditures for the prior three fiscal years and planned expenditures for the current fiscal year. (Note: Amounts do not include fringe benefit costs.)



4. What are the sources of the "Other " funds?

N/A

5. What is the authorization for this program, i.e., federal or state statute, etc.? (Include the federal program number, if applicable.)

HB 11 (DSS Appropriation Bill)

6. Are there federal matching requirements? If yes, please explain.

No.

7. Is this a federally mandated program? If yes, please explain.

No.

**Core - Temporary
Assistance- Serving Our
Streets**

CORE DECISION ITEM

Department: Social Services
 Division: Family Support
 Core: Temporary Assistance- Serving Our Streets

Budget Unit: 90138C
 HB Section: 11.235

1. CORE FINANCIAL SUMMARY

	FY 2025 Budget Request			
	GR	Federal	Other	Total
PS	0	0	0	0
EE	0	0	0	0
PSD	0	0	0	0
TRF	0	0	0	0
Total	0	0	0	0
FTE	0.00	0.00	0.00	0.00

	FY 2025 Governor's Recommendation			
	GR	Federal	Other	Total
PS	0	0	0	0
EE	0	0	0	0
PSD	0	0	0	0
TRF	0	0	0	0
Total	0	0	0	0
FTE	0.00	0.00	0.00	0.00

Est. Fringe	0	0	0	0
<i>Note: Fringes budgeted in House Bill 5 except for certain fringes budgeted directly to MoDOT, Highway Patrol, and Conservation.</i>				

Est. Fringe	0	0	0	0
<i>Note: Fringes budgeted in House Bill 5 except for certain fringes budgeted directly to MoDOT, Highway Patrol, and Conservation.</i>				

Other Funds: N/A

Other Funds: N/A

2. CORE DESCRIPTION

The Department of Social Services (DSS) provides funding to Urban League, through Area Resources for Community and Human Services (ARCHS), to canvass neighborhoods in Metropolitan St. Louis, engaging residents, to identify conflict with a focus on gun violence and refer individuals to direct engagement and outreach services. This program meets TANF purpose one (1).

This program was funded as a one-time appropriation in FY 2024.

3. PROGRAM LISTING (list programs included in this core funding)

Serving Our Streets

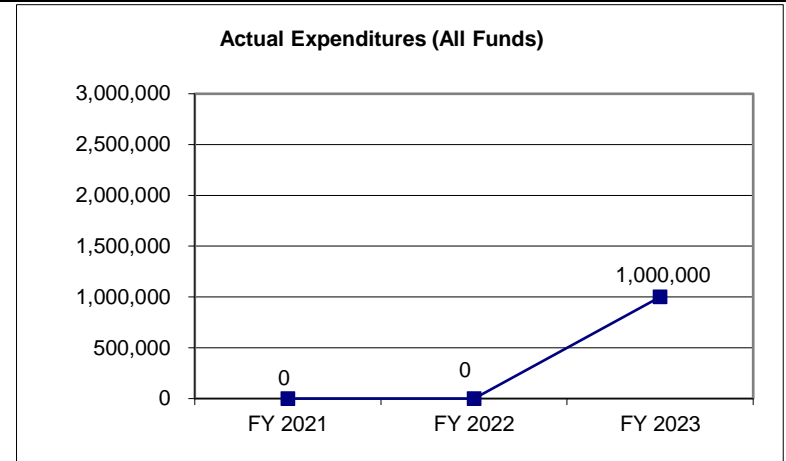
CORE DECISION ITEM

Department: Social Services
Division: Family Support
Core: Temporary Assistance- Serving Our Streets

Budget Unit: 90138C
HB Section: 11.235

4. FINANCIAL HISTORY

	FY 2021 Actual	FY 2022 Actual	FY 2023 Actual	FY 2024 Current Yr.
Appropriation (All Funds)	0	0	1,000,000	1,500,000
Less Reverted (All Funds)	0	0	0	0
Less Restricted (All Funds)*	0	0	0	0
Budget Authority (All Funds)	0	0	1,000,000	1,500,000
Actual Expenditures (All Funds)	0	0	1,000,000	N/A
Unexpended (All Funds)	0	0	0	N/A
Unexpended, by Fund:				
General Revenue	0	0	0	N/A
Federal	0	0	0	N/A
Other	0	0	0	N/A
			(1)	(2)



*Current Year restricted amount is as of September 1, 2023.
 Reverted includes the statutory three-percent reserve (when applicable).
 Restricted includes any Governor's Expenditure Restriction (when applicable).

- NOTES:**
- (1)** This is a newly funded program for FY 2023.
 - (2)** FY 2024- There was a core decrease of \$1,000,000 FF. There was an increase of \$1,500,000 FF for Serving Our Streets.

CORE RECONCILIATION DETAIL

**DEPARTMENT OF SOCIAL SERVICES
SAVE OUR STREETS**

5. CORE RECONCILIATION DETAIL

	Budget Class	FTE	GR	Federal	Other	Total	Explanation
TAFP AFTER VETOES							
	PD	0.00	0	1,500,000	0	1,500,000	
	Total	0.00	0	1,500,000	0	1,500,000	
DEPARTMENT CORE ADJUSTMENTS							
1x Expenditures	245 2751 PD	0.00	0	(1,500,000)	0	(1,500,000)	Core reduction of one-time funding.
	NET DEPARTMENT CHANGES	0.00	0	(1,500,000)	0	(1,500,000)	
DEPARTMENT CORE REQUEST							
	PD	0.00	0	0	0	0	
	Total	0.00	0	0	0	0	
GOVERNOR'S RECOMMENDED CORE							
	PD	0.00	0	0	0	0	
	Total	0.00	0	0	0	0	

DECISION ITEM SUMMARY

Budget Unit									
Decision Item	FY 2023	FY 2023	FY 2024	FY 2024	FY 2025	FY 2025	*****	*****	
Budget Object Summary	ACTUAL	ACTUAL	BUDGET	BUDGET	DEPT REQ	DEPT REQ	SECURED	SECURED	
Fund	DOLLAR	FTE	DOLLAR	FTE	DOLLAR	FTE	COLUMN	COLUMN	
SAVE OUR STREETS									
CORE									
PROGRAM-SPECIFIC									
BUDGET STABILIZATION	1,000,000	0.00	1,500,000	0.00	0	0.00	0	0.00	
TOTAL - PD	1,000,000	0.00	1,500,000	0.00	0	0.00	0	0.00	
TOTAL	1,000,000	0.00	1,500,000	0.00	0	0.00	0	0.00	
GRAND TOTAL	\$1,000,000	0.00	\$1,500,000	0.00	\$0	0.00	\$0	0.00	

DECISION ITEM DETAIL

Budget Unit	FY 2023	FY 2023	FY 2024	FY 2024	FY 2025	FY 2025	*****	*****
Decision Item	ACTUAL	ACTUAL	BUDGET	BUDGET	DEPT REQ	DEPT REQ	SECURED	SECURED
Budget Object Class	DOLLAR	FTE	DOLLAR	FTE	DOLLAR	FTE	COLUMN	COLUMN
SAVE OUR STREETS								
CORE								
PROGRAM DISTRIBUTIONS	1,000,000	0.00	1,500,000	0.00	0	0.00	0	0.00
TOTAL - PD	1,000,000	0.00	1,500,000	0.00	0	0.00	0	0.00
GRAND TOTAL	\$1,000,000	0.00	\$1,500,000	0.00	\$0	0.00	\$0	0.00
GENERAL REVENUE	\$0	0.00	\$0	0.00	\$0	0.00		0.00
FEDERAL FUNDS	\$1,000,000	0.00	\$1,500,000	0.00	\$0	0.00		0.00
OTHER FUNDS	\$0	0.00	\$0	0.00	\$0	0.00		0.00

PROGRAM DESCRIPTION

Department: Social Services
Program Name: Serving Our Streets
Program is found in the following core budget(s): Temporary Assistance

HB Section(s): 11.235

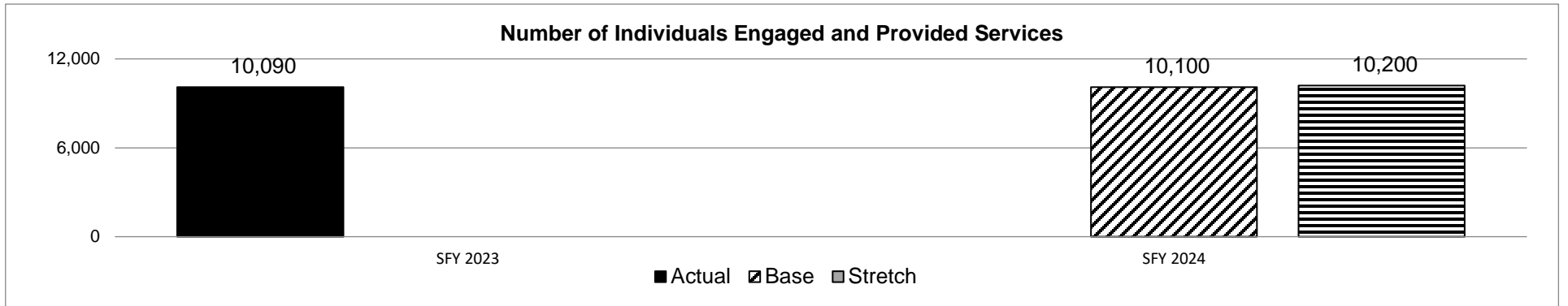
1a. What strategic priority does this program address?

Build and engage community resources to support families in need.

1b. What does this program do?


The Department of Social Service has an agreement through Area Resources for Community and Human Services (ARCHS) with Urban League to provide anti-crime activities to support under-resourced individuals and impoverished communities disproportionately impacted by generational trauma and violence. These services include community outreach, conflict de-escalation, and expansive case management for educational, health, social and workforce support services.

2a. Provide an activity measure(s) for the program.



Measures reflect program being funded as one-time appropriation in SFY 2024.

2b. Provide a measure(s) of the program's quality.



Measures reflect program being funded as one-time appropriation in SFY 2024.

PROGRAM DESCRIPTION


Department: Social Services

HB Section(s): 11.235

Program Name: Serving Our Streets

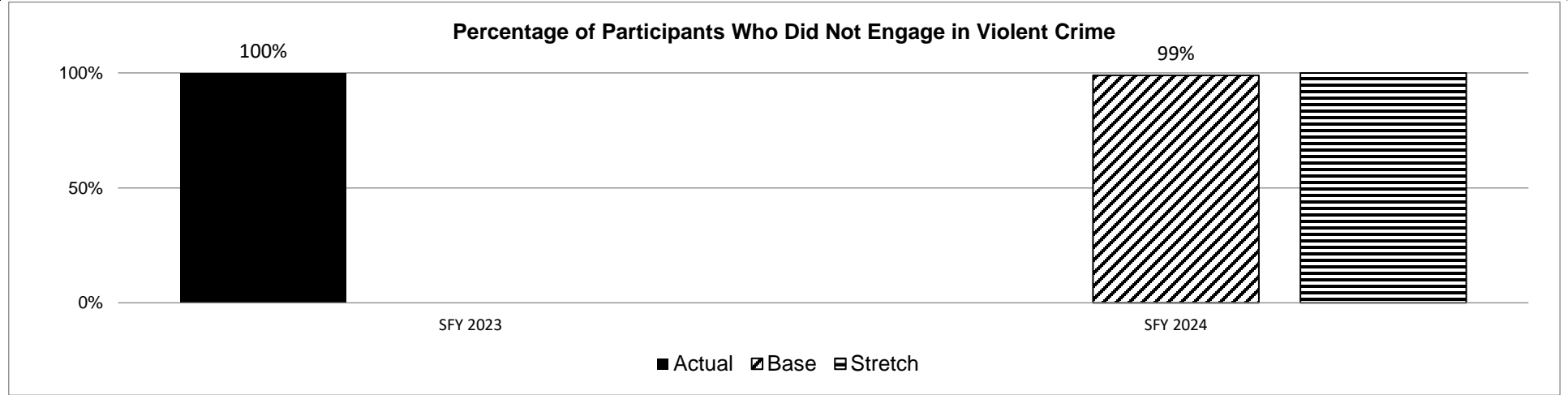
Program is found in the following core budget(s): Temporary Assistance

2c. Provide a measure(s) of the program's impact.



Measures reflect program being funded as one-time appropriation in SFY 2024.

2d. Provide a measure(s) of the program's efficiency.



Measures reflect program being funded as one-time appropriation in SFY 2024.

PROGRAM DESCRIPTION

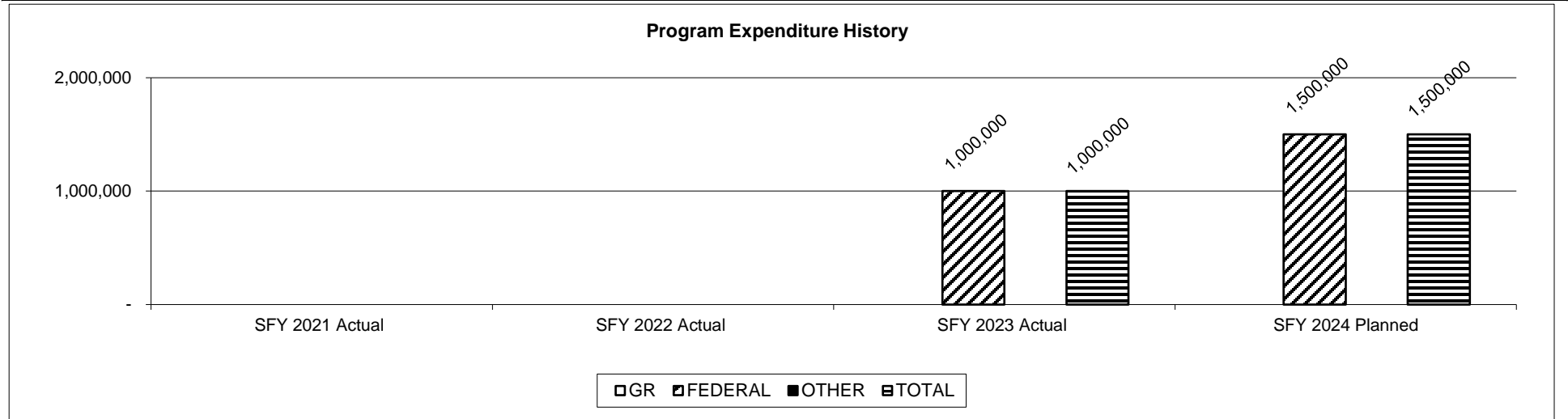
Department: Social Services

HB Section(s): 11.235

Program Name: Serving Our Streets

Program is found in the following core budget(s): Temporary Assistance

3. Provide actual expenditures for the prior three fiscal years and planned expenditures for the current fiscal year. (Note: Amounts do not include fringe benefit costs.)



4. What are the sources of the "Other " funds?

N/A

5. What is the authorization for this program, i.e., federal or state statute, etc.? (Include the federal program number, if applicable.)

State statute: Section 208.040, RSMo. Federal law: PL 104-193 and PRWORA of 1996.

6. Are there federal matching requirements? If yes, please explain.

Expenditures for the Temporary Assistance for Needy Families (TANF) are claimed based on program requirements. Expenditures of the TANF block grant are reimbursed at 100% FF, not to exceed the block grant amount. State Maintenance of Effort (MOE) is required to earn the full TANF block grant. Expenditures that meet MOE requirements are used to satisfy the amount required to earn the TANF block grant.

7. Is this a federally mandated program? If yes, please explain.

No.

**Core - Temporary
Assistance- Boys and Girls
Club of Heartland**

CORE DECISION ITEM

Department: Social Services
 Division: Family Support
 Core: Temporary Assistance- Boys and Girls Club of Heartland

Budget Unit: 90246C
 HB Section: 11.235

1. CORE FINANCIAL SUMMARY

	FY 2025 Budget Request			
	GR	Federal	Other	Total
PS	0	0	0	0
EE	0	0	0	0
PSD	0	0	0	0
TRF	0	0	0	0
Total	0	0	0	0
FTE	0.00	0.00	0.00	0.00
Est. Fringe	0	0	0	0

Note: Fringes budgeted in House Bill 5 except for certain fringes budgeted directly to MoDOT, Highway Patrol, and Conservation.

	FY 2025 Governor's Recommendation			
	GR	Federal	Other	Total
PS	0	0	0	0
EE	0	0	0	0
PSD	0	0	0	0
TRF	0	0	0	0
Total	0	0	0	0
FTE	0.00	0.00	0.00	0.00
Est. Fringe	0	0	0	0

Note: Fringes budgeted in House Bill 5 except for certain fringes budgeted directly to MoDOT, Highway Patrol, and Conservation.

Other Funds: N/A

Other Funds: N/A

2. CORE DESCRIPTION

The Department of Social Services (DSS) provides General Revenue funding for the Boys and Girls Club of the Heartland in Poplar Bluff. This program provides after school and summer programs to youth, and seeks to enable them to reach their full potential.

This program was funded as a one-time appropriation in FY 2024.

3. PROGRAM LISTING (list programs included in this core funding)

Boys and Girls Club of Heartland

CORE DECISION ITEM

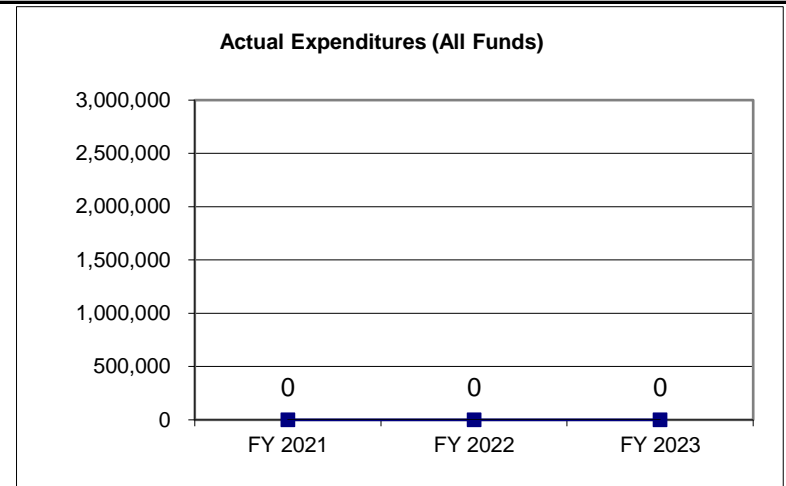
Department: Social Services
Division: Family Support
Core: Temporary Assistance- Boys and Girls Club of Heartland

Budget Unit: 90246C
HB Section: 11.235

4. FINANCIAL HISTORY

	FY 2021 Actual	FY 2022 Actual	FY 2023 Actual	FY 2024 Current Yr.
Appropriation (All Funds)	0	0	0	2,000,000
Less Reverted (All Funds)	0	0	0	(60,000)
Less Restricted (All Funds)*	0	0	0	0
Budget Authority (All Funds)	0	0	0	1,940,000
Actual Expenditures (All Funds)	0	0	0	N/A
Number of Participants	0	0	0	N/A
Unexpended, by Fund:				
General Revenue	0	0	0	N/A
Federal	0	0	0	N/A
Other	0	0	0	N/A

(1)



*Current Year restricted amount is as of September 1, 2023.
 Reverted includes the statutory three-percent reserve (when applicable).
 Restricted includes any Governor's Expenditure Restriction (when applicable).

Notes:
(1) This is a newly funded program for FY 2024.

CORE RECONCILIATION DETAIL

**DEPARTMENT OF SOCIAL SERVICES
BOYS AND GIRLS CLUB OF HRTLAND**

5. CORE RECONCILIATION DETAIL

	Budget Class	FTE	GR	Federal	Other	Total	Explanation
TAFP AFTER VETOES							
	PD	0.00	2,000,000	0	0	2,000,000	
	Total	0.00	2,000,000	0	0	2,000,000	
DEPARTMENT CORE ADJUSTMENTS							
1x Expenditures	262 4638	PD	0.00	(2,000,000)	0	0	(2,000,000) Core reduction of one-time funding.
	NET DEPARTMENT CHANGES		0.00	(2,000,000)	0	0	(2,000,000)
DEPARTMENT CORE REQUEST							
	PD	0.00	0	0	0	0	
	Total	0.00	0	0	0	0	
GOVERNOR'S RECOMMENDED CORE							
	PD	0.00	0	0	0	0	
	Total	0.00	0	0	0	0	

DECISION ITEM SUMMARY

Budget Unit									
Decision Item	FY 2023	FY 2023	FY 2024	FY 2024	FY 2025	FY 2025	*****	*****	
Budget Object Summary	ACTUAL	ACTUAL	BUDGET	BUDGET	DEPT REQ	DEPT REQ	SECURED	SECURED	
Fund	DOLLAR	FTE	DOLLAR	FTE	DOLLAR	FTE	COLUMN	COLUMN	
BOYS AND GIRLS CLUB OF HRTLAND									
CORE									
PROGRAM-SPECIFIC									
GENERAL REVENUE	0	0.00	2,000,000	0.00	0	0.00	0	0.00	
TOTAL - PD	0	0.00	2,000,000	0.00	0	0.00	0	0.00	
TOTAL	0	0.00	2,000,000	0.00	0	0.00	0	0.00	
GRAND TOTAL	\$0	0.00	\$2,000,000	0.00	\$0	0.00	\$0	0.00	

DECISION ITEM DETAIL

Budget Unit	FY 2023	FY 2023	FY 2024	FY 2024	FY 2025	FY 2025	*****	*****
Decision Item	ACTUAL	ACTUAL	BUDGET	BUDGET	DEPT REQ	DEPT REQ	SECURED	SECURED
Budget Object Class	DOLLAR	FTE	DOLLAR	FTE	DOLLAR	FTE	COLUMN	COLUMN
BOYS AND GIRLS CLUB OF HRTLAND								
CORE								
PROGRAM DISTRIBUTIONS	0	0.00	2,000,000	0.00	0	0.00	0	0.00
TOTAL - PD	0	0.00	2,000,000	0.00	0	0.00	0	0.00
GRAND TOTAL	\$0	0.00	\$2,000,000	0.00	\$0	0.00	\$0	0.00
GENERAL REVENUE	\$0	0.00	\$2,000,000	0.00	\$0	0.00		0.00
FEDERAL FUNDS	\$0	0.00	\$0	0.00	\$0	0.00		0.00
OTHER FUNDS	\$0	0.00	\$0	0.00	\$0	0.00		0.00

PROGRAM DESCRIPTION

Department: Social Services

HB Section(s): 11.235

Program Name: Boys and Girls Club of Heartland

Program is found in the following core budget(s): Temporary Assistance

1a. What strategic priority does this program address?

Build and engage community resources to support families in need.

1b. What does this program do?

The Department of Social Services (DSS) provides funding for the Boys and Girls Club of the Heartland to help youth reach their full potential by providing after school and summer programs that helps ensure youth reach their full potential as productive, caring, responsible citizens.

2a. Provide an activity measure(s) for the program.

Measures will be developed upon implementation.

2b. Provide a measure(s) of the program's quality.

Measures will be developed upon implementation.

2c. Provide a measure(s) of the program's impact.

Measures will be developed upon implementation.

2d. Provide a measure(s) of the program's efficiency.

Measures will be developed upon implementation.

PROGRAM DESCRIPTION


Department: Social Services

HB Section(s): 11.235

Program Name: Boys and Girls Club of Heartland

Program is found in the following core budget(s): Temporary Assistance

3. Provide actual expenditures for the prior three fiscal years and planned expenditures for the current fiscal year. (Note: Amounts do not include fringe benefit costs.)



SFY 2024 planned expenditures are net of reverted.

4. What are the sources of the "Other " funds?

N/A

5. What is the authorization for this program, i.e., federal or state statute, etc.? (Include the federal program number, if applicable.)

HB 11 (DSS Appropriation Bill).

6. Are there federal matching requirements? If yes, please explain.

No.

7. Is this a federally mandated program? If yes, please explain.

No

**Core - Temporary
Assistance- KANBES
Markets**

CORE DECISION ITEM

Department: Social Services
 Division: Family Support
 Core: Kanbe's Markets

Budget Unit: 90247C
 HB Section: 11.235

1. CORE FINANCIAL SUMMARY

	FY 2025 Budget Request			
	GR	Federal	Other	Total
PS	0	0	0	0
EE	0	0	0	0
PSD	0	0	0	0
TRF	0	0	0	0
Total	0	0	0	0
FTE	0.00	0.00	0.00	0.00
Est. Fringe	0	0	0	0

Note: Fringes budgeted in House Bill 5 except for certain fringes budgeted directly to MoDOT, Highway Patrol, and Conservation.

	FY 2025 Governor's Recommendation			
	GR	Federal	Other	Total
PS	0	0	0	0
EE	0	0	0	0
PSD	0	0	0	0
TRF	0	0	0	0
Total	0	0	0	0
FTE	0.00	0.00	0.00	0.00
Est. Fringe	0	0	0	0

Note: Fringes budgeted in House Bill 5 except for certain fringes budgeted directly to MoDOT, Highway Patrol, and Conservation.

Other Funds: N/A

Other Funds: N/A

2. CORE DESCRIPTION

The Department of Social Services (DSS) provides Temporary Assistance for Needy Families (TANF) block grant funding to Kanbe's Markets in Kansas City. This program seeks to eliminate food insecurity by empowering individuals and providing them with healthy choices. This program meets TANF purpose one (1).

This program was funded as a one-time appropriation in FY 2024.

3. PROGRAM LISTING (list programs included in this core funding)

Kanbe's Markets

CORE DECISION ITEM

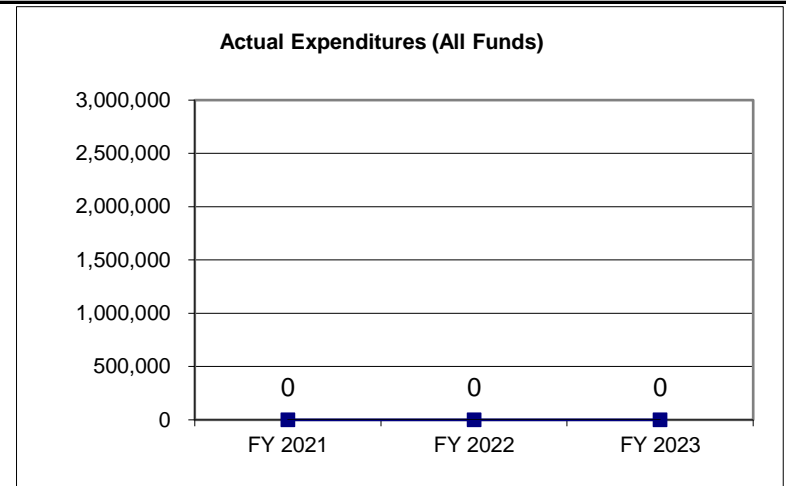
Department: Social Services
Division: Family Support
Core: Temporary Assistance- Kanbe's Markets

Budget Unit: 90247C
HB Section: 11.235

4. FINANCIAL HISTORY

	FY 2021 Actual	FY 2022 Actual	FY 2023 Actual	FY 2024 Current Yr.
Appropriation (All Funds)	0	0	0	100,000
Less Reverted (All Funds)	0	0	0	0
Less Restricted (All Funds)*	0	0	0	0
Budget Authority (All Funds)	0	0	0	100,000
Actual Expenditures (All Funds)	0	0	0	N/A
Number of Participants	0	0	0	N/A
Unexpended, by Fund:				
General Revenue	0	0	0	N/A
Federal	0	0	0	N/A
Other	0	0	0	N/A

(1)



*Current Year restricted amount is as of September 1, 2023.
 Reverted includes the statutory three-percent reserve (when applicable).
 Restricted includes any Governor's Expenditure Restriction (when applicable).

Notes:
(1) This is a newly funded program for FY 2024 FF TANF.

CORE RECONCILIATION DETAIL

**DEPARTMENT OF SOCIAL SERVICES
KANBES MARKETS**

5. CORE RECONCILIATION DETAIL

	Budget Class	FTE	GR	Federal	Other	Total	Explanation
TAFP AFTER VETOES							
	PD	0.00	0	100,000	0	100,000	
	Total	0.00	0	100,000	0	100,000	
DEPARTMENT CORE ADJUSTMENTS							
1x Expenditures	263 4640 PD	0.00	0	(100,000)	0	(100,000)	Core reduction of one-time funding.
	NET DEPARTMENT CHANGES	0.00	0	(100,000)	0	(100,000)	
DEPARTMENT CORE REQUEST							
	PD	0.00	0	0	0	0	
	Total	0.00	0	0	0	0	
GOVERNOR'S RECOMMENDED CORE							
	PD	0.00	0	0	0	0	
	Total	0.00	0	0	0	0	

DECISION ITEM SUMMARY

Budget Unit									
Decision Item	FY 2023	FY 2023	FY 2024	FY 2024	FY 2025	FY 2025	*****	*****	
Budget Object Summary	ACTUAL	ACTUAL	BUDGET	BUDGET	DEPT REQ	DEPT REQ	SECURED	SECURED	
Fund	DOLLAR	FTE	DOLLAR	FTE	DOLLAR	FTE	COLUMN	COLUMN	
KANBES MARKETS									
CORE									
PROGRAM-SPECIFIC									
TEMP ASSIST NEEDY FAM FEDERAL	0	0.00	100,000	0.00	0	0.00	0	0.00	
TOTAL - PD	0	0.00	100,000	0.00	0	0.00	0	0.00	
TOTAL	0	0.00	100,000	0.00	0	0.00	0	0.00	
GRAND TOTAL	\$0	0.00	\$100,000	0.00	\$0	0.00	\$0	0.00	

DECISION ITEM DETAIL

Budget Unit	FY 2023	FY 2023	FY 2024	FY 2024	FY 2025	FY 2025	*****	*****
Decision Item	ACTUAL	ACTUAL	BUDGET	BUDGET	DEPT REQ	DEPT REQ	SECURED	SECURED
Budget Object Class	DOLLAR	FTE	DOLLAR	FTE	DOLLAR	FTE	COLUMN	COLUMN
KANBES MARKETS								
CORE								
PROGRAM DISTRIBUTIONS	0	0.00	100,000	0.00	0	0.00	0	0.00
TOTAL - PD	0	0.00	100,000	0.00	0	0.00	0	0.00
GRAND TOTAL	\$0	0.00	\$100,000	0.00	\$0	0.00	\$0	0.00
GENERAL REVENUE	\$0	0.00	\$0	0.00	\$0	0.00		0.00
FEDERAL FUNDS	\$0	0.00	\$100,000	0.00	\$0	0.00		0.00
OTHER FUNDS	\$0	0.00	\$0	0.00	\$0	0.00		0.00

PROGRAM DESCRIPTION

Department: Social Services

HB Section(s): 11.235

Program Name: Kanbe's Markets

Program is found in the following core budget(s): Temporary Assistance

1a. What strategic priority does this program address?

Build and engage community resources to support families in need.

1b. What does this program do?

The Department of Social Services (DSS) provides funding to Kanbe's Market. Kanbe's Market is a nonprofit organization that provides innovative food delivery systems to small businesses in Kansas City to make fresh, affordable, and healthy foods available to people experiencing food insecurity.

2a. Provide an activity measure(s) for the program.

Measures will be developed upon implementation.

2b. Provide a measure(s) of the program's quality.

Measures will be developed upon implementation.

2c. Provide a measure(s) of the program's impact.

Measures will be developed upon implementation.

2d. Provide a measure(s) of the program's efficiency.

Measures will be developed upon implementation.

PROGRAM DESCRIPTION


Department: Social Services

HB Section(s): 11.235

Program Name: Kanbe's Markets

Program is found in the following core budget(s): Temporary Assistance

3. Provide actual expenditures for the prior three fiscal years and planned expenditures for the current fiscal year. (Note: Amounts do not include fringe benefit costs.)



4. What are the sources of the "Other " funds?

N/A

5. What is the authorization for this program, i.e., federal or state statute, etc.? (Include the federal program number, if applicable.)

HB 11 (DSS Appropriation Bill).

6. Are there federal matching requirements? If yes, please explain.

Expenditures for the Temporary Assistance for Needy Families (TANF) are claimed based on program requirements. Expenditures of the TANF block grant are reimbursed at 100% FF, not to exceed the block grant amount. State Maintenance of Effort (MOE) is required to earn the full TANF block grant. Expenditures that meet MOE requirements are used to satisfy the amount required to earn the TANF block grant.

7. Is this a federally mandated program? If yes, please explain.

No.

**Core - Temporary
Assistance- Chris Harris
Foundation**

CORE DECISION ITEM

Department: Social Services
 Division: Family Support
 Core: Chris Harris Foundation- KC

Budget Unit: 90249C
 HB Section: 11.235

1. CORE FINANCIAL SUMMARY

	FY 2025 Budget Request					FY 2025 Governor's Recommendation			
	GR	Federal	Other	Total		GR	Federal	Other	Total
PS	0	0	0	0	PS	0	0	0	0
EE	0	0	0	0	EE	0	0	0	0
PSD	0	0	0	0	PSD	0	0	0	0
TRF	0	0	0	0	TRF	0	0	0	0
Total	0	0	0	0	Total	0	0	0	0
FTE	0.00	0.00	0.00	0.00	FTE	0.00	0.00	0.00	0.00
Est. Fringe	0	0	0	0	Est. Fringe	0	0	0	0

Note: Fringes budgeted in House Bill 5 except for certain fringes budgeted directly to MoDOT, Highway Patrol, and Conservation.

Note: Fringes budgeted in House Bill 5 except for certain fringes budgeted directly to MoDOT, Highway Patrol, and Conservation.

Other Funds: N/A

Other Funds: N/A

2. CORE DESCRIPTION

This Department of Social Services (DSS) provides Temporary Assistance for Needy Families (TANF) block grant funding to the Chris Harris Foundation in Kansas City. This program seeks to empower children to develop self-esteem and life skills through sports-based programming.

This program was funded as a one-time appropriation in FY 2024.

3. PROGRAM LISTING (list programs included in this core funding)

Chris Harris Foundation- KC

CORE DECISION ITEM

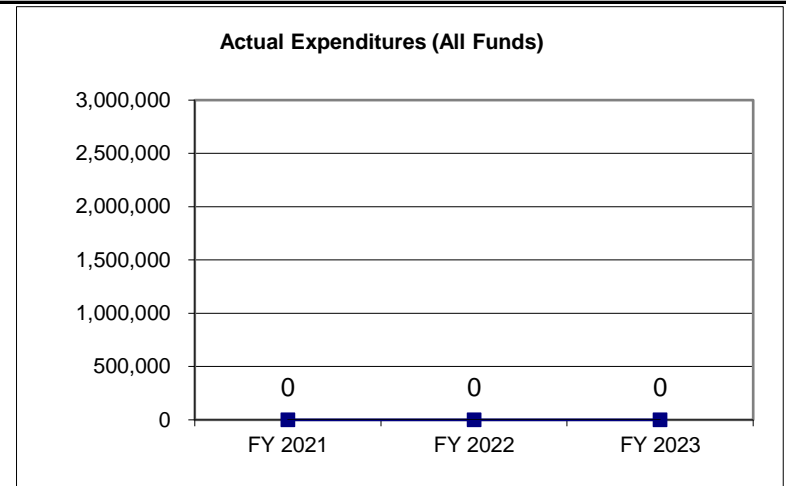
Department: Social Services
Division: Family Support
Core: Temporary Assistance- Chris Harris Foundation- KC

Budget Unit: 90249C
HB Section: 11.235

4. FINANCIAL HISTORY

	FY 2021 Actual	FY 2022 Actual	FY 2023 Actual	FY 2024 Current Yr.
Appropriation (All Funds)	0	0	0	100,000
Less Reverted (All Funds)	0	0	0	0
Less Restricted (All Funds)*	0	0	0	0
Budget Authority (All Funds)	0	0	0	100,000
Actual Expenditures (All Funds)	0	0	0	N/A
Number of Participants	0	0	0	N/A
Unexpended, by Fund:				
General Revenue	0	0	0	N/A
Federal	0	0	0	N/A
Other	0	0	0	N/A

(1)



*Current Year restricted amount is as of September 1, 2023.
 Reverted includes the statutory three-percent reserve (when applicable).
 Restricted includes any Governor's Expenditure Restriction (when applicable).

Notes:
(1) This is a newly funded program for FY 2024 FF TANF.

CORE RECONCILIATION DETAIL

**DEPARTMENT OF SOCIAL SERVICES
CHRIS HARRIS FOUNDATION**

5. CORE RECONCILIATION DETAIL

	Budget Class	FTE	GR	Federal	Other	Total	Explanation
TAFP AFTER VETOES							
	PD	0.00	0	100,000	0	100,000	
	Total	0.00	0	100,000	0	100,000	
DEPARTMENT CORE ADJUSTMENTS							
1x Expenditures	265 4642 PD	0.00	0	(100,000)	0	(100,000)	Core reduction of one-time funding.
	NET DEPARTMENT CHANGES	0.00	0	(100,000)	0	(100,000)	
DEPARTMENT CORE REQUEST							
	PD	0.00	0	0	0	0	
	Total	0.00	0	0	0	0	
GOVERNOR'S RECOMMENDED CORE							
	PD	0.00	0	0	0	0	
	Total	0.00	0	0	0	0	

DECISION ITEM SUMMARY

Budget Unit									
Decision Item	FY 2023	FY 2023	FY 2024	FY 2024	FY 2025	FY 2025	*****	*****	
Budget Object Summary	ACTUAL	ACTUAL	BUDGET	BUDGET	DEPT REQ	DEPT REQ	SECURED	SECURED	
Fund	DOLLAR	FTE	DOLLAR	FTE	DOLLAR	FTE	COLUMN	COLUMN	
CHRIS HARRIS FOUNDATION									
CORE									
PROGRAM-SPECIFIC									
TEMP ASSIST NEEDY FAM FEDERAL	0	0.00	100,000	0.00	0	0.00	0	0.00	
TOTAL - PD	0	0.00	100,000	0.00	0	0.00	0	0.00	
TOTAL	0	0.00	100,000	0.00	0	0.00	0	0.00	
GRAND TOTAL	\$0	0.00	\$100,000	0.00	\$0	0.00	\$0	0.00	

DECISION ITEM DETAIL

Budget Unit	FY 2023	FY 2023	FY 2024	FY 2024	FY 2025	FY 2025	*****	*****
Decision Item	ACTUAL	ACTUAL	BUDGET	BUDGET	DEPT REQ	DEPT REQ	SECURED	SECURED
Budget Object Class	DOLLAR	FTE	DOLLAR	FTE	DOLLAR	FTE	COLUMN	COLUMN
CHRIS HARRIS FOUNDATION								
CORE								
PROGRAM DISTRIBUTIONS	0	0.00	100,000	0.00	0	0.00	0	0.00
TOTAL - PD	0	0.00	100,000	0.00	0	0.00	0	0.00
GRAND TOTAL	\$0	0.00	\$100,000	0.00	\$0	0.00	\$0	0.00
GENERAL REVENUE	\$0	0.00	\$0	0.00	\$0	0.00		0.00
FEDERAL FUNDS	\$0	0.00	\$100,000	0.00	\$0	0.00		0.00
OTHER FUNDS	\$0	0.00	\$0	0.00	\$0	0.00		0.00

PROGRAM DESCRIPTION

Department: Social Services

HB Section(s): 11.235

Program Name: Chris Harris Foundation- KC

Program is found in the following core budget(s): Temporary Assistance

1a. What strategic priority does this program address?

Build and engage community resources to support families in need.

1b. What does this program do?

The Department of Social Services (DSS) provides funding for the Chris Harris Foundation. The Chris Harris Foundation provides a sports enrichment park in Kansas City, which provides a supervised and structured environment for youth to develop self-esteem, life skills, and respect for the rights of others and property. Programming is provided through sports, fitness, cultural, and other educational programming.

2a. Provide an activity measure(s) for the program.

Measures will be developed upon implementation.

2b. Provide a measure(s) of the program's quality.

Measures will be developed upon implementation.

2c. Provide a measure(s) of the program's impact.

Measures will be developed upon implementation.

2d. Provide a measure(s) of the program's efficiency.

Measures will be developed upon implementation.

PROGRAM DESCRIPTION


Department: Social Services

HB Section(s): 11.235

Program Name: Chris Harris Foundation- KC

Program is found in the following core budget(s): Temporary Assistance

3. Provide actual expenditures for the prior three fiscal years and planned expenditures for the current fiscal year. (Note: Amounts do not include fringe benefit costs.)



4. What are the sources of the "Other " funds?

N/A

5. What is the authorization for this program, i.e., federal or state statute, etc.? (Include the federal program number, if applicable.)

HB 11 (DSS Appropriation Bill).

6. Are there federal matching requirements? If yes, please explain.

Expenditures for the Temporary Assistance for Needy Families (TANF) are claimed based on program requirements. Expenditures of the TANF block grant are reimbursed at 100% FF, not to exceed the block grant amount. State Maintenance of Effort (MOE) is required to earn the full TANF block grant. Expenditures that meet MOE requirements are used to satisfy the amount required to earn the TANF block grant.

7. Is this a federally mandated program? If yes, please explain.

No.

**Core - Temporary
Assistance- Walls and
Beyond**

CORE DECISION ITEM

Department: Social Services
 Division: Family Support
 Core: Walls and Beyond

Budget Unit: 90268C
 HB Section: 11.235

1. CORE FINANCIAL SUMMARY

	FY 2025 Budget Request			
	GR	Federal	Other	Total
PS	0	0	0	0
EE	0	0	0	0
PSD	0	0	0	0
TRF	0	0	0	0
Total	0	0	0	0
FTE	0.00	0.00	0.00	0.00
Est. Fringe	0	0	0	0

Note: Fringes budgeted in House Bill 5 except for certain fringes budgeted directly to MoDOT, Highway Patrol, and Conservation.

	FY 2025 Governor's Recommendation			
	GR	Federal	Other	Total
PS	0	0	0	0
EE	0	0	0	0
PSD	0	0	0	0
TRF	0	0	0	0
Total	0	0	0	0
FTE	0.00	0.00	0.00	0.00
Est. Fringe	0	0	0	0

Note: Fringes budgeted in House Bill 5 except for certain fringes budgeted directly to MoDOT, Highway Patrol, and Conservation.

Other Funds: N/A

Other Funds: N/A

2. CORE DESCRIPTION

The Department of Social Services (DSS) provides Temporary Assistance for Needy Families (TANF) block grant funding to Walls and Beyond in St. Louis. This program provides services to incarcerated women to help them reunite with their children and become productive citizens.

This program was funded as a one-time appropriation in FY 2024.

3. PROGRAM LISTING (list programs included in this core funding)

Walls and Beyond

CORE DECISION ITEM

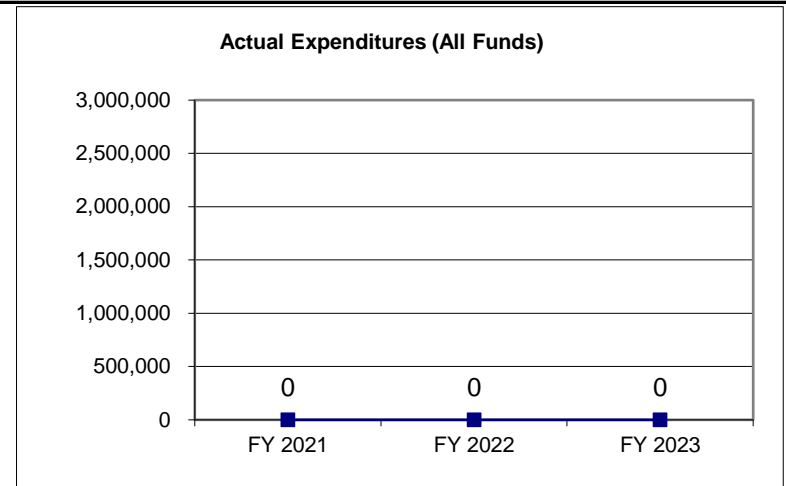
Department: Social Services
Division: Family Support
Core: Temporary Assistance- Walls and Beyond

Budget Unit: 90268C
HB Section: 11.235

4. FINANCIAL HISTORY

	FY 2021 Actual	FY 2022 Actual	FY 2023 Actual	FY 2024 Current Yr.
Appropriation (All Funds)	0	0	0	250,000
Less Reverted (All Funds)	0	0	0	0
Less Restricted (All Funds)*	0	0	0	0
Budget Authority (All Funds)	0	0	0	250,000
Actual Expenditures (All Funds)	0	0	0	N/A
Number of Participants	0	0	0	N/A
Unexpended, by Fund:				
General Revenue	0	0	0	N/A
Federal	0	0	0	N/A
Other	0	0	0	N/A

(1)



*Current Year restricted amount is as of September 1, 2023.
 Reverted includes the statutory three-percent reserve (when applicable).
 Restricted includes any Governor's Expenditure Restriction (when applicable).

Notes:
(1) This is a newly funded program for FY 2024 FF TANF.

CORE RECONCILIATION DETAIL

**DEPARTMENT OF SOCIAL SERVICES
WALLS AND BEYOND**

5. CORE RECONCILIATION DETAIL

	Budget Class	FTE	GR	Federal	Other	Total	Explanation
TAFP AFTER VETOES							
	PD	0.00	0	250,000	0	250,000	
	Total	0.00	0	250,000	0	250,000	
DEPARTMENT CORE ADJUSTMENTS							
1x Expenditures	267 4644 PD	0.00	0	(250,000)	0	(250,000)	Core reduction of one-time funding.
	NET DEPARTMENT CHANGES	0.00	0	(250,000)	0	(250,000)	
DEPARTMENT CORE REQUEST							
	PD	0.00	0	0	0	0	
	Total	0.00	0	0	0	0	
GOVERNOR'S RECOMMENDED CORE							
	PD	0.00	0	0	0	0	
	Total	0.00	0	0	0	0	

DECISION ITEM SUMMARY

Budget Unit									
Decision Item	FY 2023	FY 2023	FY 2024	FY 2024	FY 2025	FY 2025	*****	*****	
Budget Object Summary	ACTUAL	ACTUAL	BUDGET	BUDGET	DEPT REQ	DEPT REQ	SECURED	SECURED	
Fund	DOLLAR	FTE	DOLLAR	FTE	DOLLAR	FTE	COLUMN	COLUMN	
WALLS AND BEYOND									
CORE									
PROGRAM-SPECIFIC									
TEMP ASSIST NEEDY FAM FEDERAL	0	0.00	250,000	0.00	0	0.00	0	0.00	
TOTAL - PD	0	0.00	250,000	0.00	0	0.00	0	0.00	
TOTAL	0	0.00	250,000	0.00	0	0.00	0	0.00	
GRAND TOTAL	\$0	0.00	\$250,000	0.00	\$0	0.00	\$0	0.00	

DECISION ITEM DETAIL

Budget Unit	FY 2023	FY 2023	FY 2024	FY 2024	FY 2025	FY 2025	*****	*****
Decision Item	ACTUAL	ACTUAL	BUDGET	BUDGET	DEPT REQ	DEPT REQ	SECURED	SECURED
Budget Object Class	DOLLAR	FTE	DOLLAR	FTE	DOLLAR	FTE	COLUMN	COLUMN
WALLS AND BEYOND								
CORE								
PROGRAM DISTRIBUTIONS	0	0.00	250,000	0.00	0	0.00	0	0.00
TOTAL - PD	0	0.00	250,000	0.00	0	0.00	0	0.00
GRAND TOTAL	\$0	0.00	\$250,000	0.00	\$0	0.00	\$0	0.00
GENERAL REVENUE	\$0	0.00	\$0	0.00	\$0	0.00		0.00
FEDERAL FUNDS	\$0	0.00	\$250,000	0.00	\$0	0.00		0.00
OTHER FUNDS	\$0	0.00	\$0	0.00	\$0	0.00		0.00

PROGRAM DESCRIPTION

Department: Social Services

HB Section(s): 11.235

Program Name: Walls and Beyond

Program is found in the following core budget(s): Temporary Assistance

1a. What strategic priority does this program address?

Moving families towards economic independence.

1b. What does this program do?

The Department of Social Services (DSS) provides funding for Walls and Beyond, which assists incarcerated women with reuniting with their children, while also providing assistance with developing social skills, academic needs, and other necessities to help them stay productive.

2a. Provide an activity measure(s) for the program.

Measures will be developed upon implementation.

2b. Provide a measure(s) of the program's quality.

Measures will be developed upon implementation.

2c. Provide a measure(s) of the program's impact.

Measures will be developed upon implementation.

2d. Provide a measure(s) of the program's efficiency.

Measures will be developed upon implementation.

PROGRAM DESCRIPTION


Department: Social Services

HB Section(s): 11.235

Program Name: Walls and Beyond

Program is found in the following core budget(s): Temporary Assistance

3. Provide actual expenditures for the prior three fiscal years and planned expenditures for the current fiscal year. (Note: Amounts do not include fringe benefit costs.)



4. What are the sources of the "Other " funds?

N/A

5. What is the authorization for this program, i.e., federal or state statute, etc.? (Include the federal program number, if applicable.)

HB 11 (DSS Appropriation Bill).

6. Are there federal matching requirements? If yes, please explain.

Expenditures for the Temporary Assistance for Needy Families (TANF) are claimed based on program requirements. Expenditures of the TANF block grant are reimbursed at 100% FF, not to exceed the block grant amount. State Maintenance of Effort (MOE) is required to earn the full TANF block grant. Expenditures that meet MOE requirements are used to satisfy the amount required to earn the TANF block grant.

7. Is this a federally mandated program? If yes, please explain.

No.

**Core - Temporary
Assistance- Alphabet
Academy Facility KC**

CORE DECISION ITEM

Department: Social Services
 Division: Family Support
 Core: Alphabet Academy Facility KC

Budget Unit: 90154C
 HB Section: 11.235

1. CORE FINANCIAL SUMMARY

FY 2025 Budget Request					FY 2025 Governor's Recommendation				
	GR	Federal	Other	Total		GR	Federal	Other	Total
PS	0	0	0	0	PS	0	0	0	0
EE	0	0	0	0	EE	0	0	0	0
PSD	0	0	0	0	PSD	0	0	0	0
TRF	0	0	0	0	TRF	0	0	0	0
Total	0	0	0	0	Total	0	0	0	0
FTE	0.00	0.00	0.00	0.00	FTE	0.00	0.00	0.00	0.00
<i>Est. Fringe</i>	<i>0</i>	<i>0</i>	<i>0</i>	<i>0</i>	<i>Est. Fringe</i>	<i>0</i>	<i>0</i>	<i>0</i>	<i>0</i>

Note: Fringes budgeted in House Bill 5 except for certain fringes budgeted directly to MoDOT, Highway Patrol, and Conservation.

Note: Fringes budgeted in House Bill 5 except for certain fringes budgeted directly to MoDOT, Highway Patrol, and Conservation.

Other Funds: N/A

Other Funds: N/A

2. CORE DESCRIPTION

This appropriation provides Temporary Assistance for Needy Families (TANF) block grant funding to the Alphabet Academy in Kansas City. This program provides child care and seeks to provide children with a foundation for academic success. This program meets TANF purpose two (2).

This program was funded as a one-time appropriation in FY 2024.

3. PROGRAM LISTING (list programs included in this core funding)

Alphabet Academy Facility KC

CORE DECISION ITEM

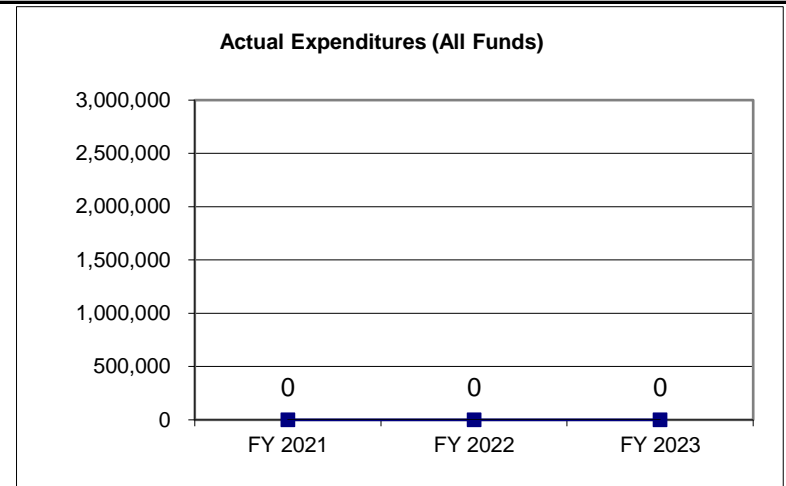
Department: Social Services
Division: Family Support
Core: Alphabet Academy Facility KC

Budget Unit: 90154C
HB Section: 11.235

4. FINANCIAL HISTORY

	FY 2021 Actual	FY 2022 Actual	FY 2023 Actual	FY 2024 Current Yr.
Appropriation (All Funds)	0	0	0	62,000
Less Reverted (All Funds)	0	0	0	0
Less Restricted (All Funds)*	0	0	0	0
Budget Authority (All Funds)	0	0	0	62,000
Actual Expenditures (All Funds)	0	0	0	N/A
Number of Participants	0	0	0	N/A
Unexpended, by Fund:				
General Revenue	0	0	0	N/A
Federal	0	0	0	N/A
Other	0	0	0	N/A

(1)



*Current Year restricted amount is as of September 1, 2023.
 Reverted includes the statutory three-percent reserve (when applicable).
 Restricted includes any Governor's Expenditure Restriction (when applicable).

Notes:
(1) This is a newly funded program for FY 2024 FF TANF.

CORE RECONCILIATION DETAIL

DEPARTMENT OF SOCIAL SERVICES
ALPHABET ACADEMY FACILITY KC

5. CORE RECONCILIATION DETAIL

	Budget Class	FTE	GR	Federal	Other	Total	Explanation
TAFP AFTER VETOES							
	PD	0.00	0	62,000	0	62,000	
	Total	0.00	0	62,000	0	62,000	
DEPARTMENT CORE ADJUSTMENTS							
1x Expenditures	250 4111 PD	0.00	0	(62,000)	0	(62,000)	Core reduction of one-time funding.
	NET DEPARTMENT CHANGES	0.00	0	(62,000)	0	(62,000)	
DEPARTMENT CORE REQUEST							
	PD	0.00	0	0	0	0	
	Total	0.00	0	0	0	0	
GOVERNOR'S RECOMMENDED CORE							
	PD	0.00	0	0	0	0	
	Total	0.00	0	0	0	0	

DECISION ITEM SUMMARY

Budget Unit									
Decision Item	FY 2023	FY 2023	FY 2024	FY 2024	FY 2025	FY 2025	*****	*****	
Budget Object Summary	ACTUAL	ACTUAL	BUDGET	BUDGET	DEPT REQ	DEPT REQ	SECURED	SECURED	
Fund	DOLLAR	FTE	DOLLAR	FTE	DOLLAR	FTE	COLUMN	COLUMN	
ALPHABET ACADEMY FACILITY KC									
CORE									
PROGRAM-SPECIFIC									
TEMP ASSIST NEEDY FAM FEDERAL	0	0.00	62,000	0.00	0	0.00	0	0.00	
TOTAL - PD	0	0.00	62,000	0.00	0	0.00	0	0.00	
TOTAL	0	0.00	62,000	0.00	0	0.00	0	0.00	
GRAND TOTAL	\$0	0.00	\$62,000	0.00	\$0	0.00	\$0	0.00	

DECISION ITEM DETAIL

Budget Unit	FY 2023	FY 2023	FY 2024	FY 2024	FY 2025	FY 2025	*****	*****
Decision Item	ACTUAL	ACTUAL	BUDGET	BUDGET	DEPT REQ	DEPT REQ	SECURED	SECURED
Budget Object Class	DOLLAR	FTE	DOLLAR	FTE	DOLLAR	FTE	COLUMN	COLUMN
ALPHABET ACADEMY FACILITY KC								
CORE								
PROGRAM DISTRIBUTIONS	0	0.00	62,000	0.00	0	0.00	0	0.00
TOTAL - PD	0	0.00	62,000	0.00	0	0.00	0	0.00
GRAND TOTAL	\$0	0.00	\$62,000	0.00	\$0	0.00	\$0	0.00
GENERAL REVENUE	\$0	0.00	\$0	0.00	\$0	0.00		0.00
FEDERAL FUNDS	\$0	0.00	\$62,000	0.00	\$0	0.00		0.00
OTHER FUNDS	\$0	0.00	\$0	0.00	\$0	0.00		0.00

PROGRAM DESCRIPTION

Department: Social Services

HB Section(s): 11.235

Program Name: Alphabet Academy Facility KC

Program is found in the following core budget(s): Alphabet Academy Facility KC

1a. What strategic priority does this program address?

Build and engage community resources to support families in need.

1b. What does this program do?

This program provides services to children from birth to age twelve (12), and seeks to ensure every child served receives the necessary foundation for academic success.

2a. Provide an activity measure(s) for the program.

Measures will be developed upon implementation.

2b. Provide a measure(s) of the program's quality.

Measures will be developed upon implementation.

2c. Provide a measure(s) of the program's impact.

Measures will be developed upon implementation.

2d. Provide a measure(s) of the program's efficiency.

Measures will be developed upon implementation.

PROGRAM DESCRIPTION


Department: Social Services

HB Section(s): 11.235

Program Name: Alphabet Academy Facility KC

Program is found in the following core budget(s): Alphabet Academy Facility KC

3. Provide actual expenditures for the prior three fiscal years and planned expenditures for the current fiscal year. (Note: Amounts do not include fringe benefit costs.)



4. What are the sources of the "Other " funds?

N/A

5. What is the authorization for this program, i.e., federal or state statute, etc.? (Include the federal program number, if applicable.)

HB 11 (DSS Appropriation Bill).

6. Are there federal matching requirements? If yes, please explain.

Expenditures for the Temporary Assistance for Needy Families (TANF) are claimed based on program requirements. Expenditures of the TANF block grant are reimbursed at 100% FF, not to exceed the block grant amount. State Maintenance of Effort (MOE) is required to earn the full TANF block grant. Expenditures that meet MOE requirements are used to satisfy the amount required to earn the TANF block grant.

7. Is this a federally mandated program? If yes, please explain.

No.

Core - Alternatives to Abortion

CORE DECISION ITEM

Department: Social Services
 Division: Family Support
 Core: Alternatives to Abortion

Budget Unit: 88860C
 HB Section: 11.240

1. CORE FINANCIAL SUMMARY

	FY 2025 Budget Request			
	GR	Federal	Other	Total
PS	0	0	0	0
EE	305,075	9,167	0	314,242
PSD	2,003,486	6,340,833	0	8,344,319
TRF	0	0	0	0
Total	2,308,561	6,350,000	0	8,658,561
FTE	0.00	0.00	0.00	0.00

	FY 2025 Governor's Recommendation			
	GR	Federal	Other	Total
PS	0	0	0	0
EE	0	0	0	0
PSD	0	0	0	0
TRF	0	0	0	0
Total	0	0	0	0
FTE	0.00	0.00	0.00	0.00

Est. Fringe	0	0	0	0
--------------------	---	---	---	---

Note: Fringes budgeted in House Bill 5 except for certain fringes budgeted directly to MoDOT, Highway Patrol, and Conservation.

Est. Fringe	0	0	0	0
--------------------	---	---	---	---

Note: Fringes budgeted in House Bill 5 except for certain fringes budgeted directly to MoDOT, Highway Patrol, and Conservation.

Other Funds: N/A

Other Funds: N/A

2. CORE DESCRIPTION

The Alternatives to Abortion Program (A2A) provides services and counseling to pregnant women, at or below 185 percent of the federal poverty level, to assist in carrying their unborn child to term rather than having an abortion and to assist women in caring for their child or placing their child for adoption. This section also funds the A2A Public Awareness Program, which helps pregnant women who are at risk for having abortions become aware of the A2A services available to them in their local communities. The federal funding for this program is funded with TANF block grant funds under TANF purpose number two (2).

3. PROGRAM LISTING (list programs included in this core funding)

Alternatives to Abortion (A2A)

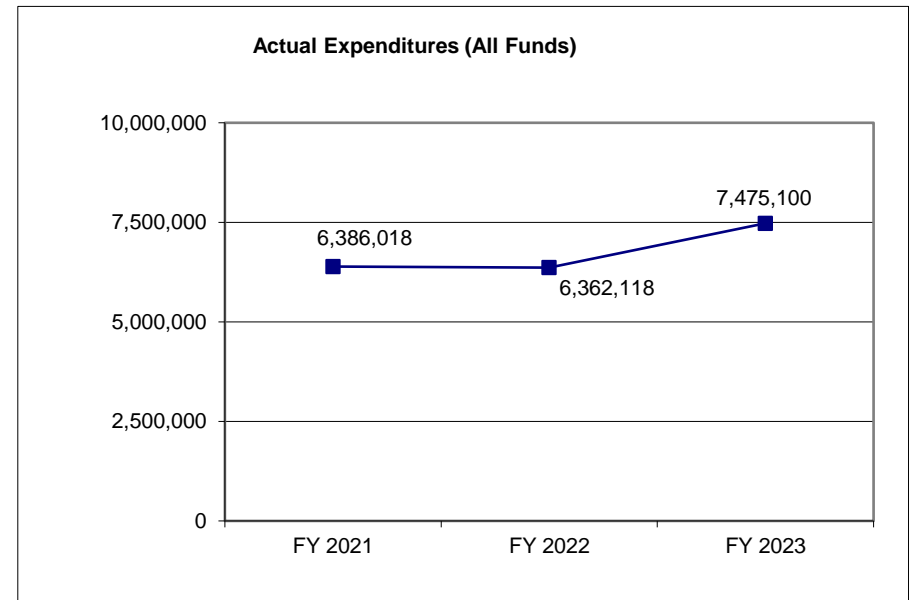
CORE DECISION ITEM

Department: Social Services
Division: Family Support
Core: Alternatives to Abortion

Budget Unit: 88860C
HB Section: 11.240

4. FINANCIAL HISTORY

	FY 2021 Actual	FY 2022 Actual	FY 2023 Actual	FY 2024 Current Yr.
Appropriation (All Funds)	6,458,561	6,458,561	8,658,561	8,658,561
Less Reverted (All Funds)	(63,257)	(63,257)	(69,257)	(69,257)
Less Restricted (All Funds)	0	0	0	0
Budget Authority (All Funds)	6,395,304	6,395,304	8,589,304	8,589,304
Actual Expenditures (All Funds)	6,386,018	6,362,118	7,475,100	N/A
Unexpended (All Funds)	9,286	33,186	1,114,204	N/A
Unexpended, by Fund:				
General Revenue	4,100	2,754	1,114,204	N/A
Federal	5,186	30,432	0	N/A
Other	0	0	0	N/A
			(1)	



*Current Year restricted amount is as of September 1, 2023.
 Reverted includes the statutory three- percent reserve (when applicable).
 Restricted includes any Governor's Expenditure Restriction (when applicable).

NOTES:
(1) FY 2023- There was a core increase of \$2,200,000 (\$200,000 GR; \$2,000,000 FF).

CORE RECONCILIATION DETAIL

**DEPARTMENT OF SOCIAL SERVICES
ALTERNATIVES TO ABORTION**

5. CORE RECONCILIATION DETAIL

	Budget Class	FTE	GR	Federal	Other	Total	Explanation
TAFP AFTER VETOES							
	EE	0.00	305,075	9,167	0	314,242	
	PD	0.00	2,003,486	6,340,833	0	8,344,319	
	Total	0.00	2,308,561	6,350,000	0	8,658,561	
DEPARTMENT CORE REQUEST							
	EE	0.00	305,075	9,167	0	314,242	
	PD	0.00	2,003,486	6,340,833	0	8,344,319	
	Total	0.00	2,308,561	6,350,000	0	8,658,561	
GOVERNOR'S RECOMMENDED CORE							
	EE	0.00	305,075	9,167	0	314,242	
	PD	0.00	2,003,486	6,340,833	0	8,344,319	
	Total	0.00	2,308,561	6,350,000	0	8,658,561	

DECISION ITEM SUMMARY

Budget Unit									
Decision Item	FY 2023	FY 2023	FY 2024	FY 2024	FY 2025	FY 2025	*****	*****	
Budget Object Summary	ACTUAL	ACTUAL	BUDGET	BUDGET	DEPT REQ	DEPT REQ	SECURED	SECURED	
Fund	DOLLAR	FTE	DOLLAR	FTE	DOLLAR	FTE	COLUMN	COLUMN	
ALTERNATIVES TO ABORTION									
CORE									
EXPENSE & EQUIPMENT									
GENERAL REVENUE	2,408	0.00	305,075	0.00	305,075	0.00	0	0.00	
TEMP ASSIST NEEDY FAM FEDERAL	1,400	0.00	4,683	0.00	4,683	0.00	0	0.00	
DEPT OF SOC SERV FEDERAL & OTH	13	0.00	4,484	0.00	4,484	0.00	0	0.00	
TOTAL - EE	3,821	0.00	314,242	0.00	314,242	0.00	0	0.00	
PROGRAM-SPECIFIC									
GENERAL REVENUE	1,122,692	0.00	2,003,486	0.00	2,003,486	0.00	0	0.00	
TEMP ASSIST NEEDY FAM FEDERAL	6,298,600	0.00	6,295,317	0.00	6,295,317	0.00	0	0.00	
DEPT OF SOC SERV FEDERAL & OTH	49,987	0.00	45,516	0.00	45,516	0.00	0	0.00	
TOTAL - PD	7,471,279	0.00	8,344,319	0.00	8,344,319	0.00	0	0.00	
TOTAL	7,475,100	0.00	8,658,561	0.00	8,658,561	0.00	0	0.00	
GRAND TOTAL	\$7,475,100	0.00	\$8,658,561	0.00	\$8,658,561	0.00	\$0	0.00	

DECISION ITEM DETAIL

Budget Unit	FY 2023	FY 2023	FY 2024	FY 2024	FY 2025	FY 2025	*****	*****
Decision Item	ACTUAL	ACTUAL	BUDGET	BUDGET	DEPT REQ	DEPT REQ	SECURED	SECURED
Budget Object Class	DOLLAR	FTE	DOLLAR	FTE	DOLLAR	FTE	COLUMN	COLUMN
ALTERNATIVES TO ABORTION								
CORE								
TRAVEL, IN-STATE	2,439	0.00	5,000	0.00	5,000	0.00	0	0.00
PROFESSIONAL SERVICES	1,382	0.00	302,171	0.00	302,171	0.00	0	0.00
OTHER EQUIPMENT	0	0.00	7,071	0.00	7,071	0.00	0	0.00
TOTAL - EE	3,821	0.00	314,242	0.00	314,242	0.00	0	0.00
PROGRAM DISTRIBUTIONS	7,471,279	0.00	8,344,319	0.00	8,344,319	0.00	0	0.00
TOTAL - PD	7,471,279	0.00	8,344,319	0.00	8,344,319	0.00	0	0.00
GRAND TOTAL	\$7,475,100	0.00	\$8,658,561	0.00	\$8,658,561	0.00	\$0	0.00
GENERAL REVENUE	\$1,125,100	0.00	\$2,308,561	0.00	\$2,308,561	0.00		0.00
FEDERAL FUNDS	\$6,350,000	0.00	\$6,350,000	0.00	\$6,350,000	0.00		0.00
OTHER FUNDS	\$0	0.00	\$0	0.00	\$0	0.00		0.00

PROGRAM DESCRIPTION

Department: Social Services

HB Section(s): 11.240

Program Name: Alternatives to Abortion

Program is found in the following core budget(s): Alternatives to Abortion

1a. What strategic priority does this program address?

Ensure Missourians secure and sustain healthy, safe, and productive lives.

1b. What does this program do?

The Department of Social Services (DSS) contracts with non-profit agencies to administer Alternatives to Abortion (A2A). The goals of A2A are to:

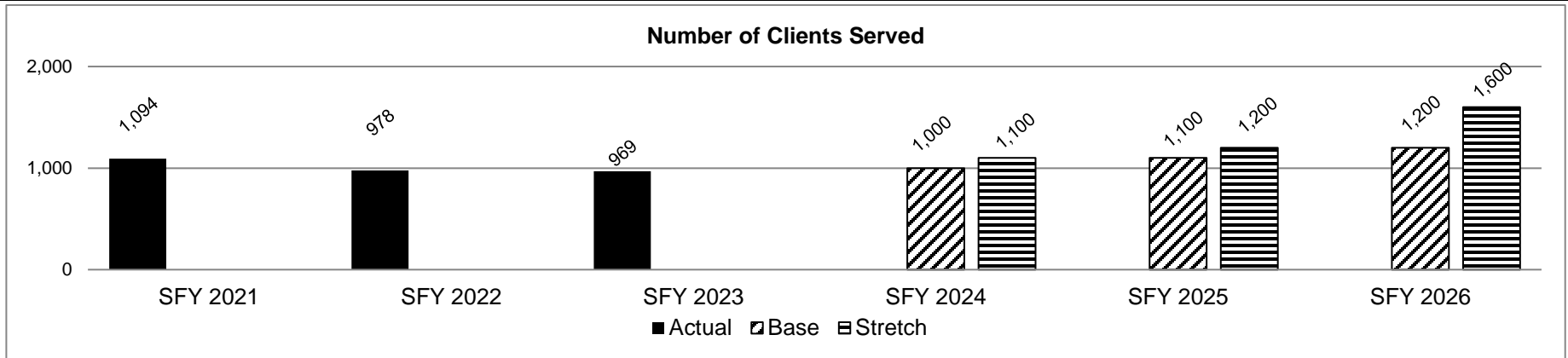
- 1) Reduce abortions and improve pregnancy outcomes by helping women practice healthy behaviors; including discontinuing the use of tobacco, alcohol, and illegal drugs, and improving their nutrition;
- 2) Improve child health and development by helping parents provide more responsible and competent care for their child(ren); and
- 3) Improve families' economic self-sufficiency by helping parents develop a vision for their own future, continue their education, and find a job.

Services include: prenatal care referrals; medical and mental health care referrals; parenting skills and education; drug and alcohol testing and treatment referrals; newborn and infant care; child care; housing assistance; utility assistance; educational services; food, clothing and supplies (including diapers) related to pregnancy, newborn care and parenting; adoption assistance; job training and placement; establishing and promoting responsible parenting; ultrasound service referrals; case management services; domestic abuse protection; and transportation.

The purpose of the A2A Public Awareness Program is to help pregnant women who are at risk for having abortions become aware of the alternatives to abortion services available to them in their local communities. The awarded entity will run a statewide outreach campaign using various platforms.

Alternatives to Abortion funds shall not be expended to perform or induce, assist in the performing or inducing of, or referring for abortions.

2a. Provide an activity measure(s) for the program.



PROGRAM DESCRIPTION

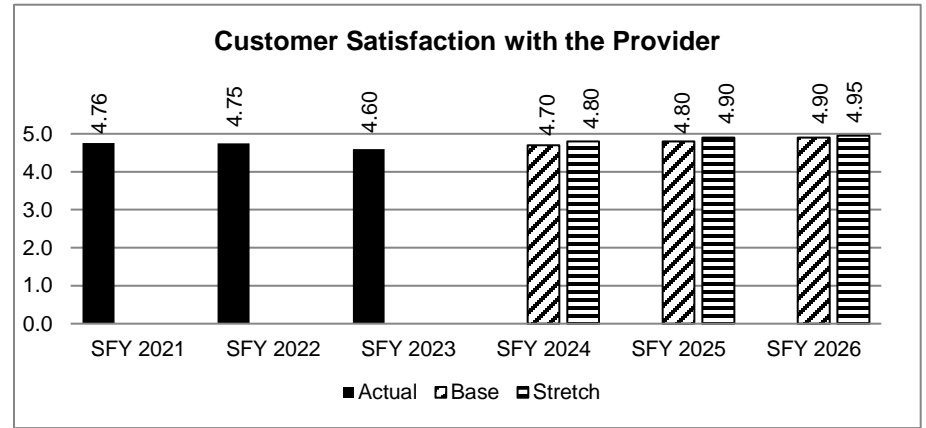
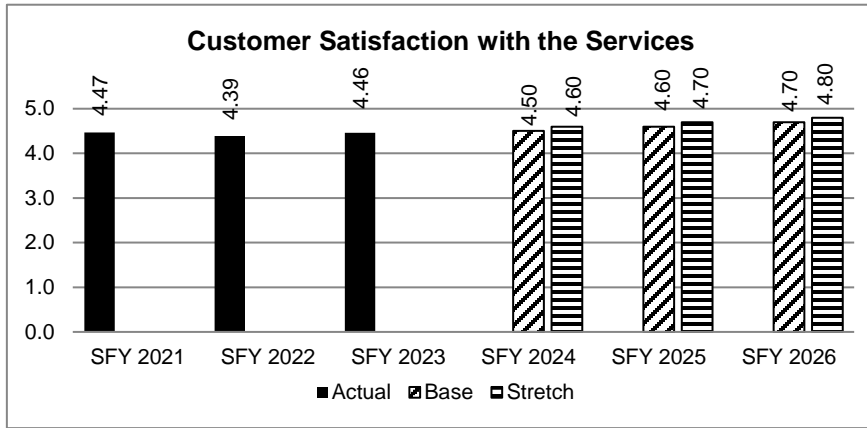
Department: Social Services

HB Section(s): 11.240

Program Name: Alternatives to Abortion


Program is found in the following core budget(s): Alternatives to Abortion

2b. Provide a measure(s) of the program's quality.



Satisfaction is measured using a survey given to individuals receiving Alternatives to Abortion Services. The chart above shows recipient responses, with 5 being very satisfied and 1 being very dissatisfied.

2c. Provide a measure(s) of the program's impact.



CY 2023 Data will be available in 2024.

PROGRAM DESCRIPTION

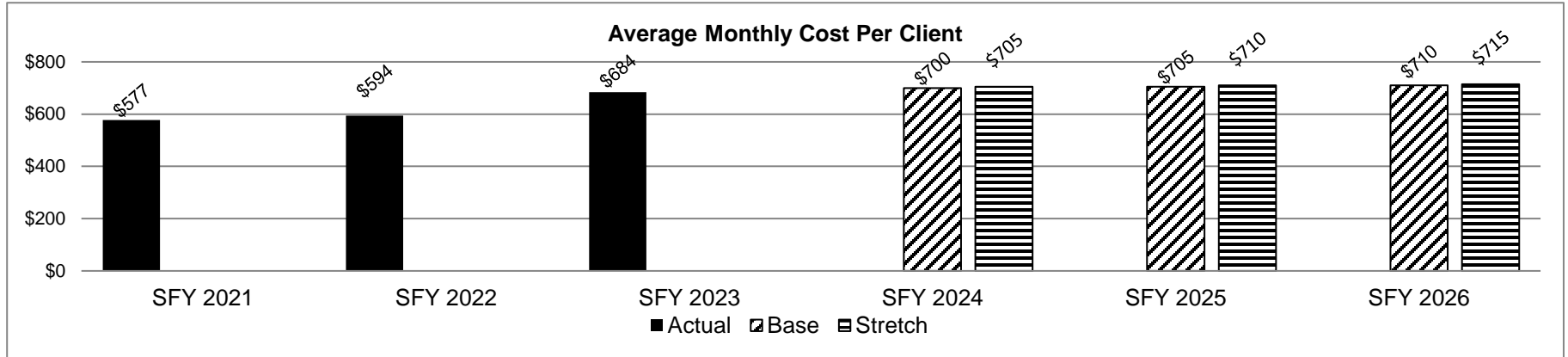
Department: Social Services

HB Section(s): 11.240

Program Name: Alternatives to Abortion

Program is found in the following core budget(s): Alternatives to Abortion

2d. Provide a measure(s) of the program's efficiency.



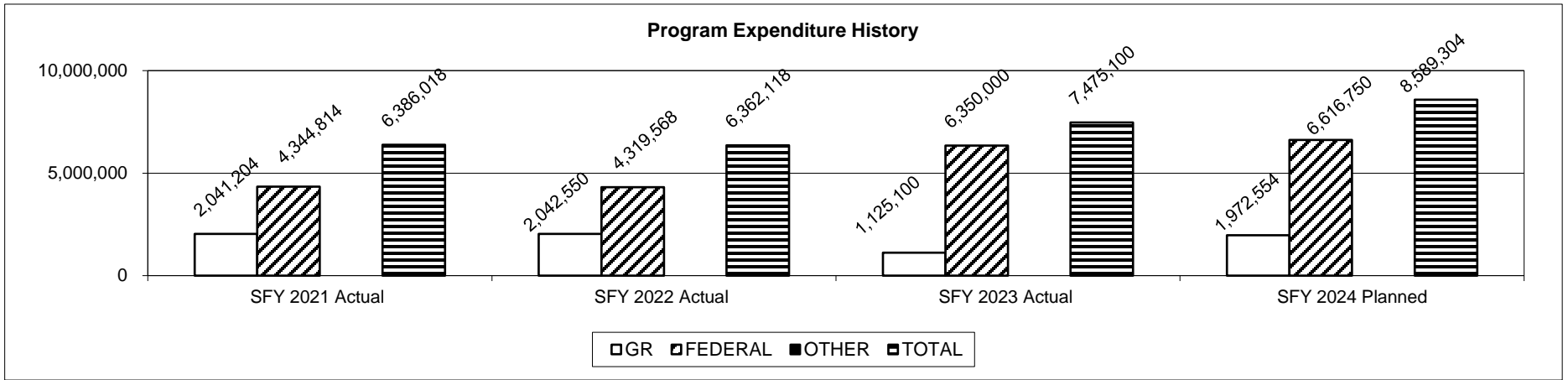
PROGRAM DESCRIPTION

Department: Social Services
 Program Name: Alternatives to Abortion

HB Section(s): 11.240

Program is found in the following core budget(s): Alternatives to Abortion

3. Provide actual expenditures for the prior three fiscal years and planned expenditures for the current fiscal year. (Note: Amounts do not include fringe benefit costs.)



SFY 2024 Planned expenditures are net of reverted.

4. What are the sources of the "Other " funds?

N/A

5. What is the authorization for this program, i.e., federal or state statute, etc.? (Include the federal program number, if applicable.)

Alternatives to Abortion is authorized by Sections 188.325 and 188.335, RSMo. The administration of the program was moved to the Office of Administration through House Bill 5 in FY 2011, and was then transferred to the Department of Social Services in FY 2018.

6. Are there federal matching requirements? If yes, please explain.

Expenditures for the Temporary Assistance for Needy Families (TANF) are claimed based on program requirements. Expenditures of the TANF block grant are reimbursed at 100% FF, not to exceed the block grant amount. State Maintenance of Effort (MOE) is required to earn the full TANF block grant. Expenditures that meet MOE requirements are used to satisfy the amount required to earn the TANF block grant.

7. Is this a federally mandated program? If yes, please explain.

N/A

Alternatives to Abortion (A2A) Program Contractors
SFY 2024 Contract Awards

Alliance for Life – Missouri Inc.

487 SW Ward Rd.
Lee’s Summit, MO 64081
Phone: (816) 806-4168

SFY 2024 Award Amount: \$2,023,660

Bethany Christian Services of Missouri

1300 Hampton Ave., Ste. 202
Saint Louis, MO 63139
Phone: (314) 768-3390

SFY 2024 Award Amount: \$150,000

Catholic Charities of Southern Missouri

424 E. Monastery St.
Springfield, MO 65807
Phone: (417) 720-4213

SFY 2024 Award Amount: \$496,353

Faith Maternity Care

1900 Lake Dr.
Fulton, MO 65251
Phone: (573) 642-7414

SFY 2024 Award Amount: \$260,000

The Haven of Grace

1225 Warren St.
St. Louis, MO 63106
Phone: (314) 621-6507

SFY 2024 Award Amount: \$330,902

Laclede County Pregnancy Support Center

525 S. Washington
P.O. Box 373
Lebanon, MO 65534
Phone: (417) 532-8555

SFY 2024 Award Amount: \$350,000

The LIGHT House, Inc.

400 West Meyer Blvd.
P.O. Box 22553
Kansas City, MO 64113
Phone: (816) 361-2233

SFY 2024 Award Amount: \$100,000

Lutheran Family & Children's Services of Missouri

9666 Olive Blvd., Ste. 400
St. Louis, MO 63132
Phone: (314) 787-5100

SFY 2024 Award Amount: \$3,857,630

Mothers Refuge

14400 East 42nd St.
Independence, MO 64055
Phone: (816) 353-8070

SFY 2024 Award Amount: \$331,744

Nurses for Newborns

3 Sunnen Dr.
St. Louis, MO 63143
Phone: (314) 544-3433

SFY 2024 Award Amount: \$372,265

Total A2A Contract Amount: \$8,272,554

Alternatives to Abortion (A2A) Public Awareness Campaign Contractor

SFY 2024 Contract Award

Choose Life Marketing LLC

2401 Bernadette Drive, Suite 115B
Columbia, MO 65203
Phone: (573) 445-9295

SFY 2024 Award Amount: \$266,750

Core - Community Service Block Grant

CORE DECISION ITEM

Department: Social Services
 Division: Family Support
 Core: Community Services Block Grant (CSBG)

Budget Unit: 90164C
 HB Section: 11.245

1. CORE FINANCIAL SUMMARY

	FY 2025 Budget Request			
	GR	Federal	Other	Total
PS	0	0	0	0
EE	0	81,194	0	81,194
PSD	0	23,555,806	0	23,555,806
TRF	0	0	0	0
Total	0	23,637,000	0	23,637,000
FTE	0.00	0.00	0.00	0.00

	FY 2025 Governor's Recommendation			
	GR	Federal	Other	Total
PS	0	0	0	0
EE	0	0	0	0
PSD	0	0	0	0
TRF	0	0	0	0
Total	0	0	0	0
FTE	0.00	0.00	0.00	0.00

Est. Fringe	0	0	0	0
--------------------	---	---	---	---

Note: Fringes budgeted in House Bill 5 except for certain fringes budgeted directly to MoDOT, Highway Patrol, and Conservation.

Est. Fringe	0	0	0	0
--------------------	---	---	---	---

Note: Fringes budgeted in House Bill 5 except for certain fringes budgeted directly to MoDOT, Highway Patrol, and Conservation.

Other Funds: N/A

Other Funds: N/A

2. CORE DESCRIPTION

The Department of Social Services (DSS) contracts with Community Action Agencies (CAAs) to administer the Community Services Block Grant (CSBG). CSBG alleviates the causes and conditions of poverty in communities.

3. PROGRAM LISTING (list programs included in this core funding)

Community Services Block Grant (CSBG)

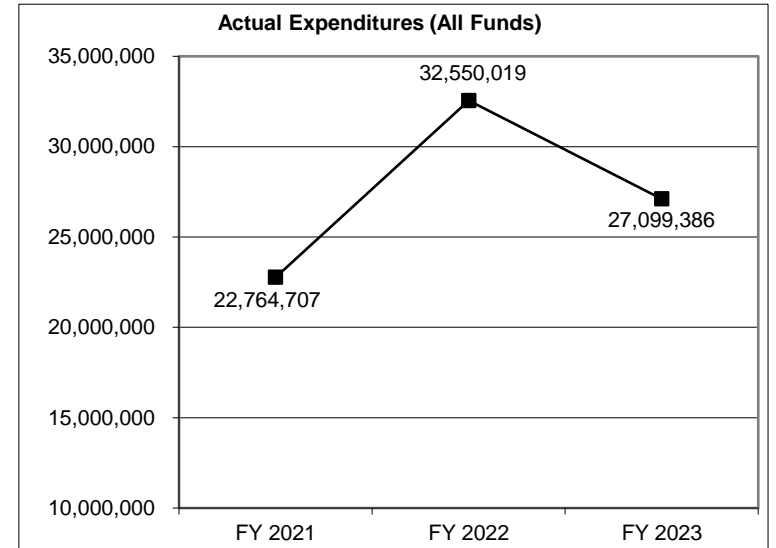
CORE DECISION ITEM

Department: Social Services
Division: Family Support
Core: Community Services Block Grant (CSBG)

Budget Unit: 90164C
HB Section: 11.245

4. FINANCIAL HISTORY

	FY 2021 Actual	FY 2022 Actual	FY 2023 Actual	FY 2024 Current Yr.
Appropriation (All Funds)	51,484,053	51,484,053	39,963,084	23,637,000
Less Reverted (All Funds)	0	0	0	0
Less Restricted (All Funds)	0	0	0	0
Budget Authority (All Funds)	51,484,053	51,484,053	39,963,084	23,637,000
Actual Expenditures (All Funds)	22,764,707	32,550,019	27,099,386	N/A
Unexpended (All Funds)	28,719,346	18,934,034	12,863,698	N/A
Unexpended, by Fund:				
General Revenue	0	0	0	N/A
Federal	28,719,346	18,934,034	12,863,698	N/A
Other	0	0	0	N/A
	(1)	(2)	(3)	(4)



*Current Year restricted amount is as of September 1, 2023.
 Reverted includes the statutory three- percent reserve (when applicable).
 Restricted includes any Governor's Expenditure Restriction (when applicable).

NOTES:

- (1)** In FY 2021, additional appropriation and/or authority of \$27,847,053 was funded to cover departmental costs related to the COVID-19 pandemic through CARES Act.
- (2)** FY 2022- In FY22 program name had excess federal authority of reserve dollar amount due to one-time stimulus grant award that had expenditures in the previous fiscal year.
- (3)** FY 2023- There was a core reduction of \$11,520,969 FF based on the amount expended in stimulus funds for the CARES award.
- (4)** FY 2024- There was a core reduction of \$16,326,084 FF.

CORE RECONCILIATION DETAIL

**DEPARTMENT OF SOCIAL SERVICES
COMMUNITY SERVICES BLOCK GRAN**

5. CORE RECONCILIATION DETAIL

	Budget Class	FTE	GR	Federal	Other	Total	Explanation
TAFP AFTER VETOES							
	EE	0.00	0	81,194	0	81,194	
	PD	0.00	0	23,555,806	0	23,555,806	
	Total	0.00	0	23,637,000	0	23,637,000	
DEPARTMENT CORE REQUEST							
	EE	0.00	0	81,194	0	81,194	
	PD	0.00	0	23,555,806	0	23,555,806	
	Total	0.00	0	23,637,000	0	23,637,000	
GOVERNOR'S RECOMMENDED CORE							
	EE	0.00	0	81,194	0	81,194	
	PD	0.00	0	23,555,806	0	23,555,806	
	Total	0.00	0	23,637,000	0	23,637,000	

DECISION ITEM SUMMARY

Budget Unit									
Decision Item	FY 2023	FY 2023	FY 2024	FY 2024	FY 2025	FY 2025	*****	*****	
Budget Object Summary	ACTUAL	ACTUAL	BUDGET	BUDGET	DEPT REQ	DEPT REQ	SECURED	SECURED	
Fund	DOLLAR	FTE	DOLLAR	FTE	DOLLAR	FTE	COLUMN	COLUMN	
COMMUNITY SERVICES BLOCK GRAN									
CORE									
EXPENSE & EQUIPMENT									
DEPT OF SOC SERV FEDERAL & OTH	246,778	0.00	81,194	0.00	81,194	0.00	0	0.00	
DSS FEDERAL STIMULUS	48,094	0.00	0	0.00	0	0.00	0	0.00	
TOTAL - EE	294,872	0.00	81,194	0.00	81,194	0.00	0	0.00	
PROGRAM-SPECIFIC									
DEPT OF SOC SERV FEDERAL & OTH	19,154,195	0.00	23,555,806	0.00	23,555,806	0.00	0	0.00	
DSS FEDERAL STIMULUS	7,650,319	0.00	0	0.00	0	0.00	0	0.00	
TOTAL - PD	26,804,514	0.00	23,555,806	0.00	23,555,806	0.00	0	0.00	
TOTAL	27,099,386	0.00	23,637,000	0.00	23,637,000	0.00	0	0.00	
GRAND TOTAL	\$27,099,386	0.00	\$23,637,000	0.00	\$23,637,000	0.00	\$0	0.00	

DECISION ITEM DETAIL

Budget Unit	FY 2023	FY 2023	FY 2024	FY 2024	FY 2025	FY 2025	*****	*****
Decision Item	ACTUAL	ACTUAL	BUDGET	BUDGET	DEPT REQ	DEPT REQ	SECURED	SECURED
Budget Object Class	DOLLAR	FTE	DOLLAR	FTE	DOLLAR	FTE	COLUMN	COLUMN
COMMUNITY SERVICES BLOCK GRAN								
CORE								
TRAVEL, IN-STATE	917	0.00	13,198	0.00	13,198	0.00	0	0.00
TRAVEL, OUT-OF-STATE	0	0.00	8,783	0.00	8,783	0.00	0	0.00
SUPPLIES	43,386	0.00	500	0.00	500	0.00	0	0.00
PROFESSIONAL DEVELOPMENT	21,988	0.00	9,653	0.00	9,653	0.00	0	0.00
COMMUNICATION SERV & SUPP	696	0.00	500	0.00	500	0.00	0	0.00
PROFESSIONAL SERVICES	223,724	0.00	48,460	0.00	48,460	0.00	0	0.00
OTHER EQUIPMENT	3,861	0.00	100	0.00	100	0.00	0	0.00
MISCELLANEOUS EXPENSES	300	0.00	0	0.00	0	0.00	0	0.00
TOTAL - EE	294,872	0.00	81,194	0.00	81,194	0.00	0	0.00
PROGRAM DISTRIBUTIONS	26,804,514	0.00	23,555,806	0.00	23,555,806	0.00	0	0.00
TOTAL - PD	26,804,514	0.00	23,555,806	0.00	23,555,806	0.00	0	0.00
GRAND TOTAL	\$27,099,386	0.00	\$23,637,000	0.00	\$23,637,000	0.00	\$0	0.00
GENERAL REVENUE	\$0	0.00	\$0	0.00	\$0	0.00		0.00
FEDERAL FUNDS	\$27,099,386	0.00	\$23,637,000	0.00	\$23,637,000	0.00		0.00
OTHER FUNDS	\$0	0.00	\$0	0.00	\$0	0.00		0.00

PROGRAM DESCRIPTION

Department: Social Services

HB Section(s): 11.245

Program Name: Community Services Block Grant

Program is found in the following core budget(s): Community Services Block Grant

1a. What strategic priority does this program address?

Build and engage community resources to support families in need.

1b. What does this program do?

The Department of Social Services (DSS) contracts with Community Action Agencies (CAAs) to administer the Community Services Block Grant (CSBG). CSBG alleviates the causes and conditions of poverty in communities. Individuals whose family income is at or below 125% of the Federal Poverty Level are eligible for CSBG programs. Federal statutes require that 90% of the CSBG funding be passed through to eligible entities. The remaining funds are used for discretionary purposes including administration, training, technical assistance, services for special populations, and other poverty-related issues including child nutrition.

CSBG provides services based on locally determined needs. CSBG funds are coordinated with other federal, state, local, and private funds to support services, and activities for low-income families and communities. CAAs offer a variety of services to ensure clients have resources to help them become self-sufficient. CAAs use CSBG funds to provide services and activities including early childhood education, literacy (education and financial), job training, transportation, utility assistance, emergency food, asset development, economic development, and community development.

DSS also collaborates with a number of organizations to implement other initiatives using CSBG funding:

- No Kid Hungry Program - breaks down barriers and implement solutions to ensure children have greater access to nutritious means through partnerships with state agencies, schools, private organizations, businesses, and individuals.
- Community Gardens - DSS is collaborating with Lincoln University, University of Missouri-Extension, and the Department of Corrections (DOC) Restorative Justice Gardens to address food insecurity needs by providing resources to assist and enhance community gardens. These gardens exist in neighborhoods, schools, and at Senior citizen housing. This will increase food production to help address food insecurity, and assist in the creation of additional programs that teach gardening.
- DSS is also supporting industry specific projects such as non-degree and certification programs.

PROGRAM DESCRIPTION

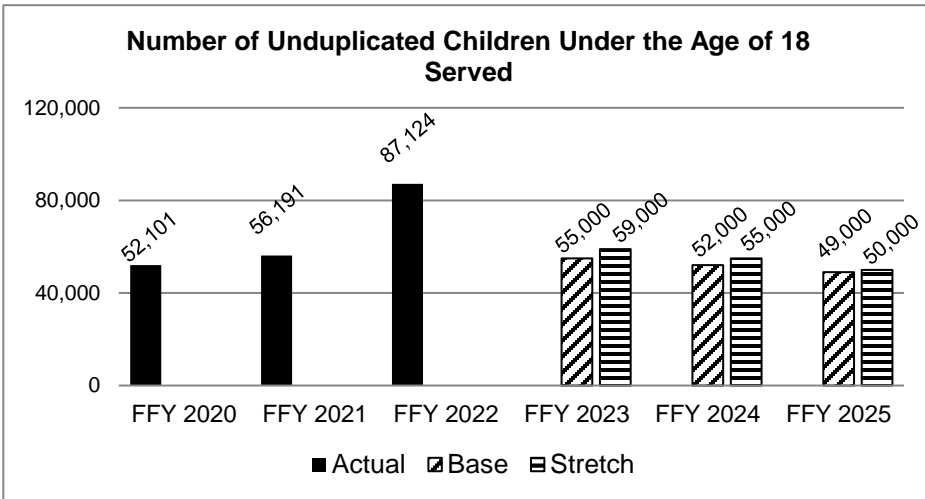
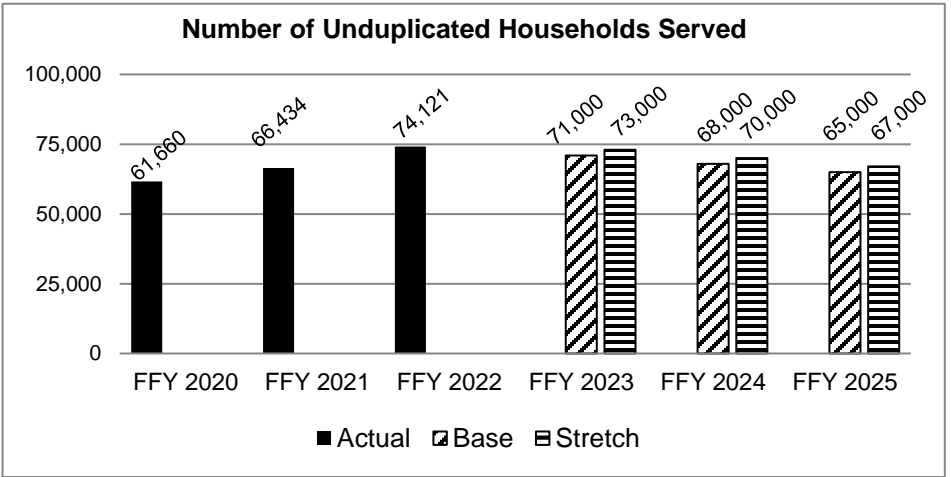
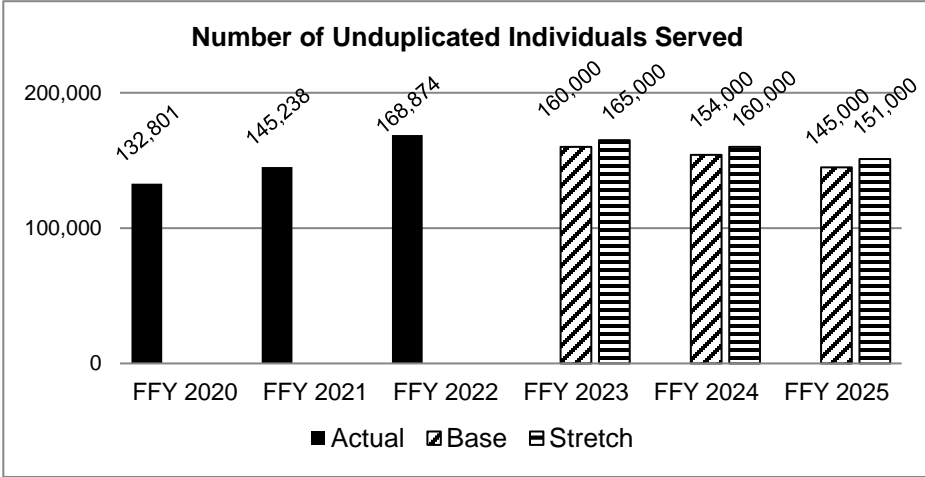
Department: Social Services

HB Section(s): 11.245

Program Name: Community Services Block Grant

Program is found in the following core budget(s): Community Services Block Grant

2a. Provide an activity measure(s) for the program.



*FFY 2023 data will be available April, 2024.
The participation numbers in FFY21 and FFY22 were higher due to pandemic funds.

PROGRAM DESCRIPTION

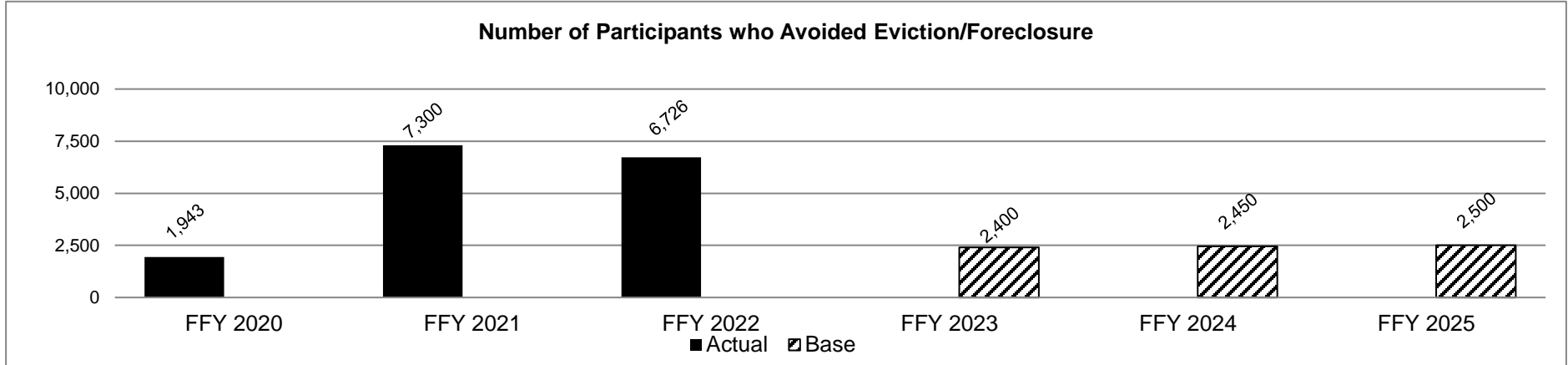
Department: Social Services

HB Section(s): 11.245

Program Name: Community Services Block Grant

Program is found in the following core budget(s): Community Services Block Grant


2b. Provide a measure(s) of the program's quality.



Projection decreases reflect the end of additional stimulus funding.

*FFY 2023 data will be available in April, 2024. The participation numbers in FFY21 and FFY22 were higher due to pandemic funds.

2c. Provide a measure(s) of the program's impact.



*FFY 2023 data will be available in April, 2024. The participation numbers in FFY21 and FFY22 were higher due to pandemic funds.

PROGRAM DESCRIPTION

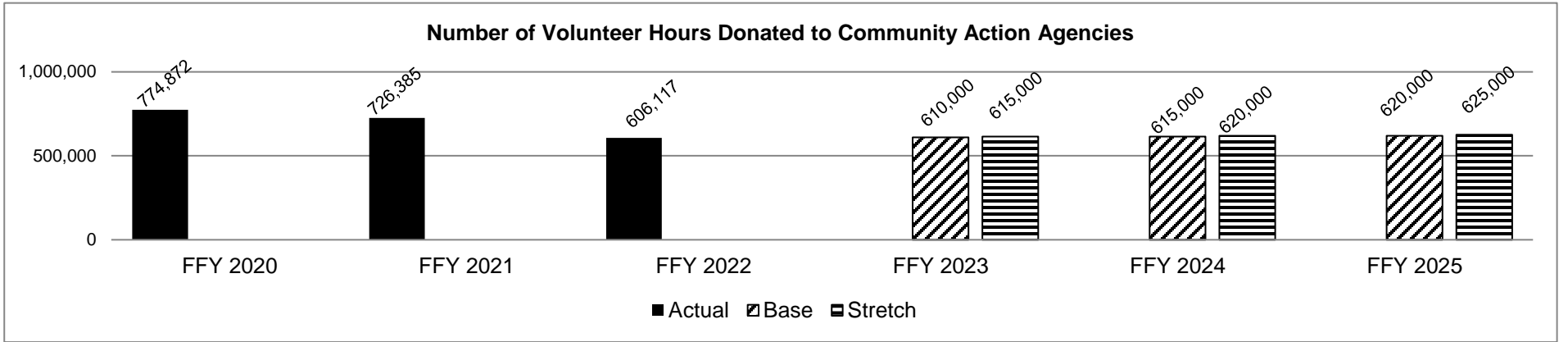
Department: Social Services

HB Section(s): 11.245

Program Name: Community Services Block Grant

Program is found in the following core budget(s): Community Services Block Grant

2d. Provide a measure(s) of the program's efficiency.



*FFY 2023 data will be available in April, 2024.

PROGRAM DESCRIPTION

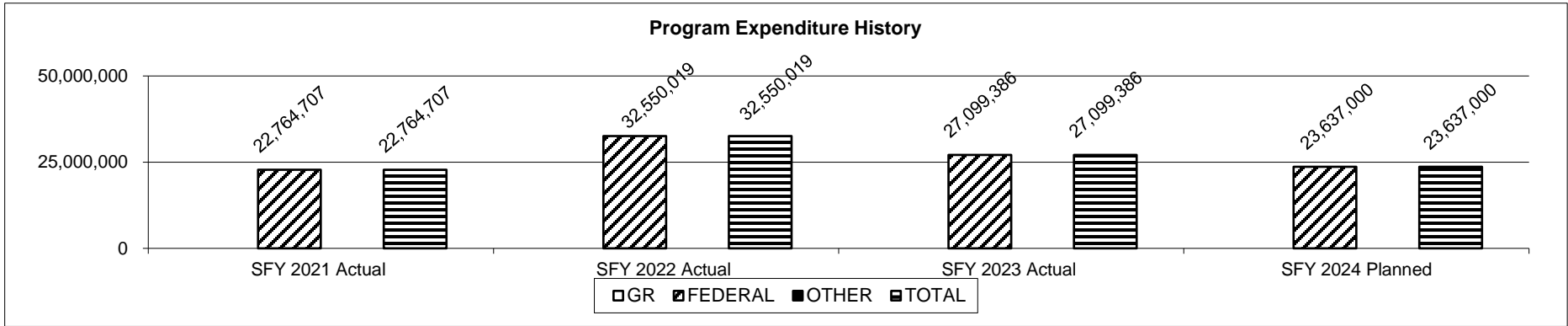
Department: Social Services

HB Section(s): 11.245

Program Name: Community Services Block Grant

Program is found in the following core budget(s): Community Services Block Grant

3. Provide actual expenditures for the prior three fiscal years and planned expenditures for the current fiscal year. (Note: Amounts do not include fringe benefit costs.)



4. What are the sources of the "Other " funds?

N/A

5. What is the authorization for this program, i.e., federal or state statute, etc.? (Include the federal program number, if applicable.)

State statute: Section 660.370-660.374, RSMo. Federal law: P.L. 105-285, Community Services Block Grant Act; Public Law 116-136, Coronavirus Aid, Relief, and Economic Security (CARES) Act.

6. Are there federal matching requirements? If yes, please explain.

No.

7. Is this a federally mandated program? If yes, please explain.

Yes. PL 105-285. In the event that the Congress of the United States approves a block grant system to fund social programs, the state may, subject to appropriation, use such block grant funds or in-kind services to provide a level of financial assistance for CAAs to carry out community action programs through the community services block grants pursuant to the federal Community Services Block Grant Act and other such federal funding sources which may be appropriate. Federal statutes require that 90% of the CSBG funding be passed through to eligible entities. The remaining funds are used for discretionary purposes including administration, training, technical assistance, services for special populations such as American Indian Tribes, and other poverty-related issues including child nutrition.

**Community Action Agencies
Community Services Block Grant (CSBG) Contract Awards**

Central Missouri Community Action (CMCA)

807B North Providence Road
Columbia, MO 65203-4359
Phone number: (573) 443-8706

Serving Counties: Audrain, Boone, Callaway, Cole, Cooper,
Howard, Moniteau, and Osage

FFY 2023 Amount: \$ 1,124,107

Community Action Agency of St. Louis County (CAASTLC)

2709 Woodson Road
Overland, MO 63114-4817
Phone number: (314) 863-0015

Serving Counties: St. Louis County

FFY 2023 Amount: \$ 2,075,754

Community Action Partnership of Greater St. Joseph (CAPSTJOE)

817 Monterey Street
St. Joseph, MO 64503-3611
Phone number: (816) 233-8281

Serving Counties: Andrew, Buchanan, Clinton, and DeKalb

FFY 2023 Amount: \$ 525,885

Community Services, Inc. of Northwest Missouri (CSI)

P.O. Box 328
1212B South Main
Maryville, MO 64468-0328
Phone number: (660) 582-3113

Serving Counties: Atchison, Gentry, Holt, Nodaway, and Worth

FFY 2023 Amount: \$ 310,158

Delta Area Economic Opportunity Corporation (DAEOC)

99 Skyview Road

Portageville, MO 63873-9180

Phone number: (573) 379-3851

Serving Counties: Dunklin, Mississippi, New Madrid,
Pemiscot, Scott, and Stoddard

FFY 2023 Amount: \$ 761,503

East Missouri Action Agency, Inc. (EMAA)

P.O. Box 308

403 Parkway Drive

Park Hills, MO 63601-0308

Phone number: (573) 431-5191

Serving Counties: Bollinger, Cape Girardeau, Iron, Madison,
Perry, St. Francois, Ste. Genevieve, Washington

FFY 2023 Amount: \$ 896,140

Economic Security Corporation of Southwest Area (ESC)

P.O. Box 207

302 South Joplin Street

Joplin, MO 64802-0207

Phone number: (417) 781-0352

Serving Counties: Barton, Jasper, McDonald, Newton

FFY 2023 Amount: \$ 874,721

Community Action Partnership of North Central Missouri (CAPNCM)

1506 Oklahoma Avenue

Trenton, MO 64683-2587

Phone number: (660) 359-3907

Serving Counties: Caldwell, Daviess, Grundy, Harrison, Linn,
Livingston, Mercer, Putnam, Sullivan

FFY 2023 Amount: \$ 424,907

Jefferson-Franklin Community Action Corporation (JFCAC)

P.O. Box 920
#2 Merchant Dr.
Hillsboro, MO 63050-0920
Phone number: (636) 789-2686
Serving Counties: Franklin, Jefferson

FFY 2023 Amount: \$ 819,641

Missouri Ozarks Community Action, Inc. (MOCA)

P.O. Box 69
306 South Pine Street
Richland, MO 65556-0069
Phone number: (573) 765-3263
Serving Counties: Camden, Crawford, Gasconade, Laclede,
Maries, Miller, Phelps, Pulaski

FFY 2023 Amount: \$ 932,860

Missouri Valley Community Action Agency (MVCAA)

1415 South Odell Avenue
Marshall, MO 65340-3144
Phone number: (660) 886-7476
Serving Counties: Carroll, Chariton, Johnson, Lafayette, Pettis, Ray, Saline

FFY 2023 Amount: \$ 671,234

North East Community Action Corporation (NECAC)

P.O. Box 470
16 North Court Street
Bowling Green, MO 63334-0470
Phone number: (573) 324-2231
Serving Counties: Lewis, Lincoln, Macon, Marion, Monroe,
Montgomery, Pike, Ralls, Randolph, Shelby, St. Charles,
Warren

FFY 2023 Amount: \$ 1,165,417

<p><u>Community Action Partnership of Northeast Missouri (CAPNEMO)</u> 215 N. Elson St. Kirksville, MO 63501-2816 Phone number: (660) 665-9855 Serving Counties: Adair, Clark, Knox, Scotland, Schuyler</p>	FFY 2023 Amount: \$ 342,288
<p><u>Ozark Action, Inc. (OAI)</u> 710 E Main Street West Plains, MO 65775-3307 Phone number: (417) 256-6147 Serving Counties: Douglas, Howell, Oregon, Ozark, Texas, Wright</p>	FFY 2023 Amount: \$ 655,934
<p><u>Ozarks Area Community Action Corporation (OACAC)</u> 215 S Barnes Ave Springfield, MO 65802-2204 Phone number: (417) 862-4314 Serving Counties: Barry, Christian, Dade, Dallas, Greene, Lawrence, Polk, Stone, Taney, Webster</p>	FFY 2023 Amount: \$ 2,069,634
<p><u>Peoples Community Action Corporation (PCAC)</u> 5701 Delmar Blvd. St. Louis, MO 63112 Phone number: (314) 367-7848 Serving Counties: City of St. Louis and City of Wellston</p>	FFY 2023 Amount: \$ 1,465,293
<p><u>South Central Missouri Community Action Agency (SCMCAA)</u> P.O. Box 6 8055 Old Alton Road Winona, MO 65588-0006 Phone number: (573) 325-4255 Serving Counties: Butler, Carter, Dent, Reynolds, Ripley, Shannon, Wayne</p>	FFY 2023 Amount: \$ 642,164

Community Action Agency of Greater Kansas City (CAAGKC)

6323 Manchester

Kansas City, MO 64133-4717

Phone number: (816) 358-6868

Serving Counties: Clay, Jackson, Platte

FFY 2023 Amount: \$ 2,553,107

West Central Missouri Community Action Agency (WCMCAA)

P.O. Box 125

106 West 4th Street

Appleton City, MO 64724-0125

Phone number: (660) 476-2185

Serving Counties: Bates, Benton, Cass, Cedar, Henry,
Hickory, Morgan, St. Clair, Vernon

FFY 2023 Amount: \$ 789,041

FFY 2023 Total: \$ 19,099,788

**Core - Emergency
Solutions Program CARES**

CORE DECISION ITEM

Department: Social Services
 Division: Family Support
 Core: Emergency Solutions Grant Program CARES

Budget Unit: 90169C
 HB Section: 11.250

1. CORE FINANCIAL SUMMARY

	FY 2025 Budget Request			
	GR	Federal	Other	Total
PS	0	0	0	0
EE	0	0	0	0
PSD	0	0	0	0
TRF	0	0	0	0
Total	0	0	0	0
FTE	0.00	0.00	0.00	0.00

	FY 2025 Governor's Recommendation			
	GR	Federal	Other	Total
PS	0	0	0	0
EE	0	0	0	0
PSD	0	0	0	0
TRF	0	0	0	0
Total	0	0	0	0
FTE	0.00	0.00	0.00	0.00

Est. Fringe	0	0	0	0
--------------------	---	---	---	---

Note: Fringes budgeted in House Bill 5 except for certain fringes budgeted directly to MoDOT, Highway Patrol, and Conservation.

Est. Fringe	0	0	0	0
--------------------	---	---	---	---

Note: Fringes budgeted in House Bill 5 except for certain fringes budgeted directly to MoDOT, Highway Patrol, and Conservation.

Other Funds: N/A

Other Funds: N/A

2. CORE DESCRIPTION

The 2023 budget transferred the ESG core to the Department of Economic Development (DED), this the core for ESG CARES (Stimulus) funds. This appropriation provides emergency shelter and street outreach for Missourians who are homeless, services to prevent homelessness, and services to rapidly re-house those that become homeless. The Department of Social Services partners with the Missouri Housing Development Commission (MHDC) to issue competitive grants directly to community and faith-based organizations and/or to cities and counties that provide services by subcontracting with community and faith-based organizations.

This funding was fully expended in Fiscal Year 2024, and this authority is no longer needed.

3. PROGRAM LISTING (list programs included in this core funding)

Emergency Solutions Grant

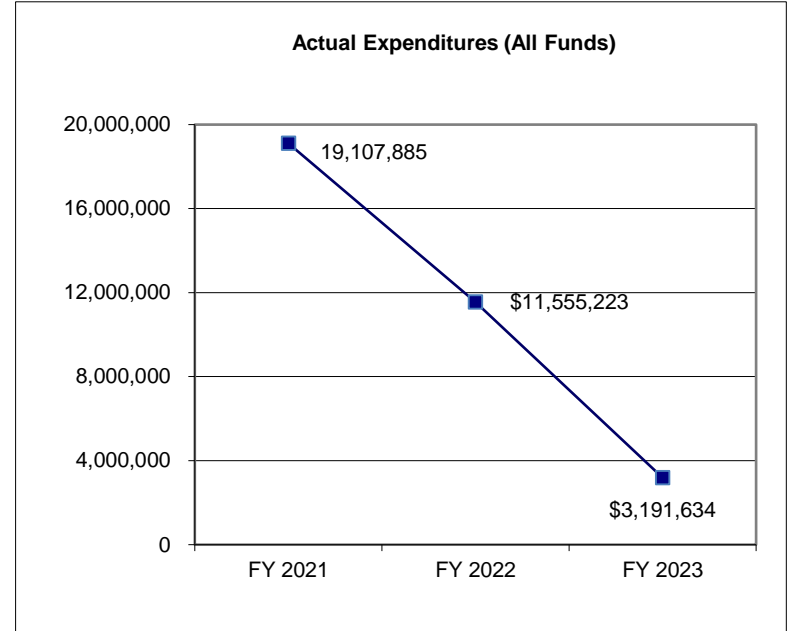
CORE DECISION ITEM

Department: Social Services
Division: Family Support
Core: Emergency Solutions Grant Program CARES

Budget Unit: 90169C
HB Section: 11.250

4. FINANCIAL HISTORY

	FY 2021 Actual	FY 2022 Actual	FY 2023 Actual	FY 2024 Current Yr.
Appropriation (All Funds)	32,461,553	32,511,553	8,137,510	1,500,000
Less Reverted (All Funds)	0	0	0	0
Less Restricted (All Funds)	0	0	0	0
Budget Authority (All Funds)	32,461,553	32,511,553	8,137,510	1,500,000
Actual Expenditures (All Funds)	19,107,885	\$11,555,223	\$3,191,634	N/A
Unexpended (All Funds)	13,353,668	\$20,956,330	\$4,945,876	N/A
Unexpended, by Fund:				
General Revenue	0	0	0	N/A
Federal	13,353,668	\$20,956,330	\$4,945,876	N/A
Other	0	0	0	N/A
	(1)	(2)	(3)	(4)



*Current Year restricted amount is as of September 1, 2023.
 Reverted includes the statutory three-percent reserve (when applicable).
 Restricted includes any Governor's Expenditure Restriction (when applicable).

NOTES:

- (1)** FY 2021 - Additional appropriation and/or authority of \$9,584,276 was funded to cover departmental costs related to the COVID-19 pandemic through CARES Act funding.
- (2)** FY 2022 - There was one-time funding for Ming Homeless Shelter of \$50,000 FF. In FY22 program name had excess federal authority of reserve dollar amount due to one-time stimulus grant award that had expenditures in the previous fiscal year.
- (3)** FY 2023- There was a transfer of \$4,130,000 FF to DED. There was a core reduction of \$20,244,043 FF
- (4)** FY 2024- There was a core reduction of \$6,637,510 FF

CORE RECONCILIATION DETAIL

**DEPARTMENT OF SOCIAL SERVICES
EMERGENCY SOLUTIONS PROGRAM**

5. CORE RECONCILIATION DETAIL

	Budget Class	FTE	GR	Federal	Other	Total	Explanation
TAFP AFTER VETOES							
	PD	0.00	0	1,500,000	0	1,500,000	
	Total	0.00	0	1,500,000	0	1,500,000	
DEPARTMENT CORE ADJUSTMENTS							
Core Reduction	568 6746 PD	0.00	0	(1,500,000)	0	(1,500,000)	Core reduction of excess authority.
	NET DEPARTMENT CHANGES	0.00	0	(1,500,000)	0	(1,500,000)	
DEPARTMENT CORE REQUEST							
	PD	0.00	0	0	0	0	
	Total	0.00	0	0	0	0	
GOVERNOR'S RECOMMENDED CORE							
	PD	0.00	0	0	0	0	
	Total	0.00	0	0	0	0	

DECISION ITEM SUMMARY

Budget Unit									
Decision Item	FY 2023	FY 2023	FY 2024	FY 2024	FY 2025	FY 2025	*****	*****	
Budget Object Summary	ACTUAL	ACTUAL	BUDGET	BUDGET	DEPT REQ	DEPT REQ	SECURED	SECURED	
Fund	DOLLAR	FTE	DOLLAR	FTE	DOLLAR	FTE	COLUMN	COLUMN	
EMERGENCY SOLUTIONS PROGRAM									
CORE									
PROGRAM-SPECIFIC									
DSS FEDERAL STIMULUS	3,191,634	0.00	1,500,000	0.00	0	0.00	0	0.00	
TOTAL - PD	3,191,634	0.00	1,500,000	0.00	0	0.00	0	0.00	
TOTAL	3,191,634	0.00	1,500,000	0.00	0	0.00	0	0.00	
GRAND TOTAL	\$3,191,634	0.00	\$1,500,000	0.00	\$0	0.00	\$0	0.00	

DECISION ITEM DETAIL

Budget Unit	FY 2023	FY 2023	FY 2024	FY 2024	FY 2025	FY 2025	*****	*****
Decision Item	ACTUAL	ACTUAL	BUDGET	BUDGET	DEPT REQ	DEPT REQ	SECURED	SECURED
Budget Object Class	DOLLAR	FTE	DOLLAR	FTE	DOLLAR	FTE	COLUMN	COLUMN
EMERGENCY SOLUTIONS PROGRAM								
CORE								
PROGRAM DISTRIBUTIONS	3,191,634	0.00	1,500,000	0.00	0	0.00	0	0.00
TOTAL - PD	3,191,634	0.00	1,500,000	0.00	0	0.00	0	0.00
GRAND TOTAL	\$3,191,634	0.00	\$1,500,000	0.00	\$0	0.00	\$0	0.00
GENERAL REVENUE	\$0	0.00	\$0	0.00	\$0	0.00		0.00
FEDERAL FUNDS	\$3,191,634	0.00	\$1,500,000	0.00	\$0	0.00		0.00
OTHER FUNDS	\$0	0.00	\$0	0.00	\$0	0.00		0.00

PROGRAM DESCRIPTION

Department: Social Services

HB Section(s): 11.250

Program Name: Emergency Solutions Grant Program

Program is found in the following core budget(s): Emergency Solutions Grant Program CARES

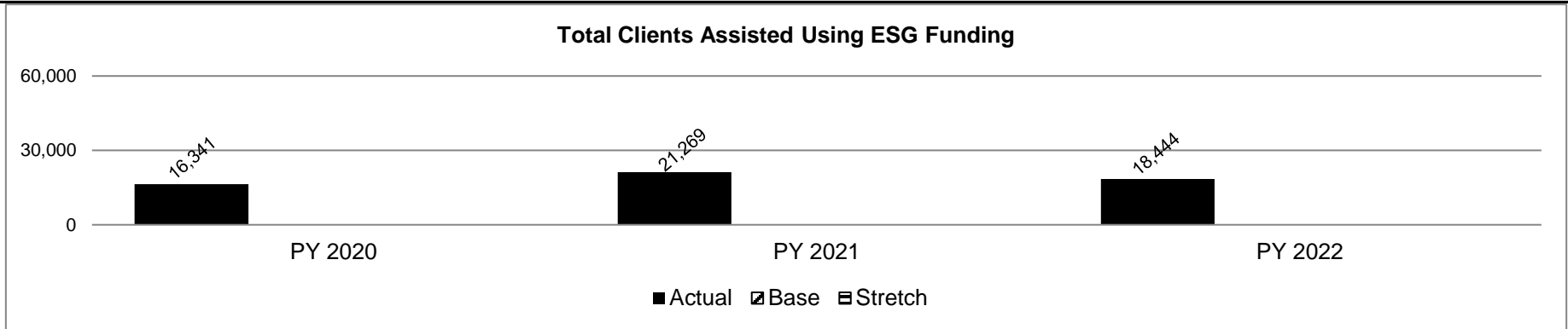
1a. What strategic priority does this program address?

Move families into housing stability

1b. What does this program do?

The Department of Social Services (DSS) partnered with the Missouri Housing Development Commission (MHDC) to help homeless individuals and families at risk of homelessness find permanent housing by implementing the Emergency Solutions Grant Program (ESG) through approximately 70 grants, monitored by MHDC, to communities and non-profit agencies with programs that reduce the length of stay for individuals and families in shelters and create opportunities for them to be rapidly re-housed.

2a. Provide an activity measure(s) for the program.



Note 1: Data is reported by Program Year (PY) in all performance measures. PY is determined by the date of issuance of the Funding Approval Agreement establishing the 2-year spend period for the grant award.

Note 2: The above graph demonstrates the number of persons who were provided assistance through ESG for all of the ESG program components.

Note 3: PY 2020 includes both annual ESG and ESG-CARES funding. The ESG-CARES funding is a one-time increase in HUD funding provided to address additional need as a result of the COVID-19 pandemic.

Note 4: DSS no longer has an appropriation for this program.

PROGRAM DESCRIPTION

Department: Social Services

HB Section(s): 11.250

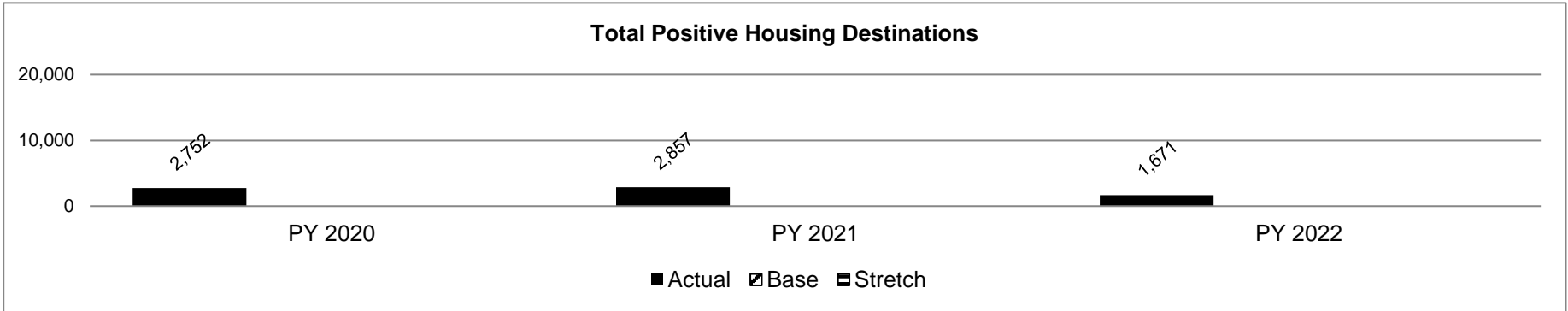
Program Name: Emergency Solutions Grant Program

Program is found in the following core budget(s): Emergency Solutions Grant Program CARES

2b. Provide a measure(s) of the program's quality.

The nature of the assistance provided by the ESG Program makes it difficult to collect customer satisfaction data; however, MHDC holds an annual Focus Group for funded agencies at the end of each grant cycle with the most recent being by electronic survey in the month of June 2021 followed by a live webinar Focus Group in July 2021. During this time, funded agencies are offered an opportunity to provide feedback and suggestions for the future grant year. The feedback has historically been very positive. This year the survey resulted in over 75% of respondents stating that MHDC did not need to do anything to improve. The live Focus Group added an additional opportunity to go over the survey and answer any questions that the agencies had. In conjunction with the ESG Focus Group, MHDC is working to create and implement a more effective way of evaluating customer satisfaction measures and data reporting processes.

2c. Provide a measure(s) of the program's impact.



Note 1: Data is reported by Program Year (PY) in all performance measures. PY is determined by the date of issuance of the Funding Approval Agreement establishing the 2-year spend period for the grant award.

Note 2: "Total Positive Housing Destinations" refers to individual housing "outcomes" recorded and reported in the Consolidated Annual Performance Evaluation Report (CAPER) to the US Department of Housing and Urban Development (HUD). Positive Permanent Outcomes include individuals and families that obtained a rental housing unit or a home with or without on-going subsidies (i.e. Section 8 or other housing vouchers) as well as other types of permanent housing outcomes such as moving in with family.

Note 3: PY 2020 includes both annual ESG and ESG-CARES funding. The ESG-CARES funding is a one-time increase in HUD funding provided to address additional need as a result of the COVID-19 pandemic.

Note 4: DSS no longer has an appropriation for this program.

PROGRAM DESCRIPTION

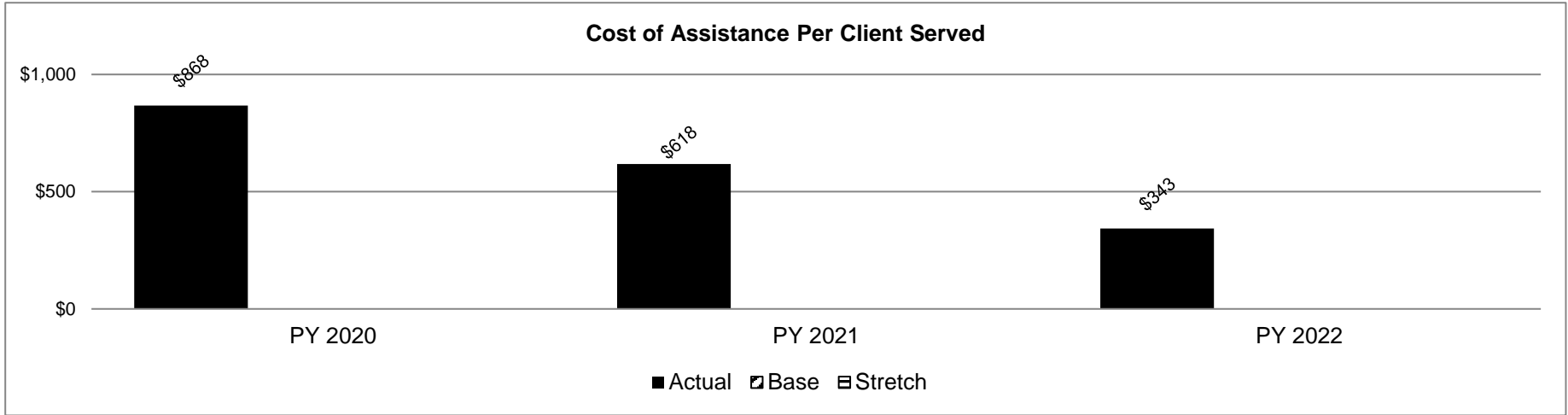
Department: Social Services

HB Section(s): 11.250

Program Name: Emergency Solutions Grant Program

Program is found in the following core budget(s): Emergency Solutions Grant Program CARES

2d. Provide a measure(s) of the program's efficiency.



Note 1: Data is reported by Program Year (PY) in all performance measures. PY is determined by the date of issuance of the Funding Approval Agreement establishing the 2-year spend period for the grant award.

Note 2: The cost of assistance is calculated by taking the total federal dollars spent divided by the number of clients served (see 2a).

Note 3: PY 2020 includes both annual ESG and ESG-CARES funding. The ESG-CARES funding is a one-time increase in HUD funding provided to address additional need as a result of the COVID-19 pandemic. The spending of ESG-CARES funding included new methods of assistance to Missouri households who experienced financial hardships due to the impact of COVID-19 shutdowns, including longer-term financial assistance which resulted in a higher cost of assistance per client served.

Note 4: DSS no longer has an appropriation for this program.

PROGRAM DESCRIPTION

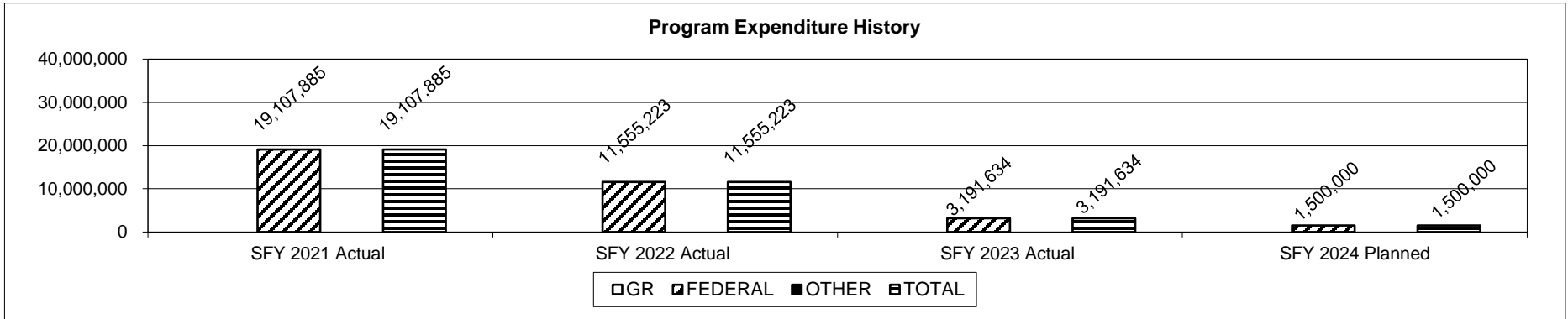
Department: Social Services

HB Section(s): 11.250

Program Name: Emergency Solutions Grant Program

Program is found in the following core budget(s): Emergency Solutions Grant Program CARES

3. Provide actual expenditures for the prior three fiscal years and planned expenditures for the current fiscal year. (Note: Amounts do not include fringe benefit costs.)



The above program expenditures reflect only the federal ESG dollars allocated to Missouri by HUD. They do not include each individual agency's dollar for dollar match as outlined in question 6.

4. What are the sources of the "Other " funds?

N/A

5. What is the authorization for this program, i.e., federal or state statute, etc.? (Include the federal program number, if applicable.)

Federal law: Stewart B. McKinney Homeless Assistance Act, as amended 42 USC 11371

Federal law: P.L. 111-22, Division B, Homeless Emergency Assistance and Rapid Transition to Housing Act of 2009 (HEARTH Act)

Federal law: P.L. 112-141, Moving Ahead for Progress in the 21st Century

Federal law: P.L. 116-136, the Coronavirus Aid, Relief, and Economic Security (CARES) Act

6. Are there federal matching requirements? If yes, please explain.

No, matching funds are not required of grantees on stimulus funds (100%).

7. Is this a federally mandated program? If yes, please explain.

No. However, ESG is a component of Missouri's Consolidated Plan for all funding from the Department of Housing and Urban Development.

Core - Food Distribution Program

CORE DECISION ITEM

Department: Social Services
 Division: Family Support
 Core: Food Distribution Programs

Budget Unit: 90170C
 HB Section: 11.255

1. CORE FINANCIAL SUMMARY

	FY 2025 Budget Request			
	GR	Federal	Other	Total
PS	0	0	0	0
EE	0	100,000	0	100,000
PSD	0	12,777,682	0	12,777,682
TRF	0	0	0	0
Total	0	12,877,682	0	12,877,682
FTE	0.00	0.00	0.00	0.00

	FY 2025 Governor's Recommendation			
	GR	Federal	Other	Total
PS	0	0	0	0
EE	0	0	0	0
PSD	0	0	0	0
TRF	0	0	0	0
Total	0	0	0	0
FTE	0.00	0.00	0.00	0.00

Est. Fringe	0	0	0	0
<i>Note: Fringes budgeted in House Bill 5 except for certain fringes budgeted directly to MoDOT, Highway Patrol, and Conservation.</i>				

Est. Fringe	0	0	0	0
<i>Note: Fringes budgeted in House Bill 5 except for certain fringes budgeted directly to MoDOT, Highway Patrol, and Conservation.</i>				

Other Funds: N/A

Other Funds: N/A

2. CORE DESCRIPTION

The Department of Social Services (DSS) provides United States Department of Agriculture (USDA) donated foods to children, adults in poverty, and organizations to improve the nutritional status and health of program participants. DSS administers The Emergency Food Assistance Program (TEFAP) and Summer Food Service Program (SFSP) which receives an allocation to purchase available USDA food, and DSS also accepts all offered bonus food. For SFSP, DSS is responsible for ordering, storing, transporting, and distributing food to public and private non-profit agencies. DSS contracts for storage and transporting of donated food for SFSP.

3. PROGRAM LISTING (list programs included in this core funding)

Food Distribution Programs

CORE DECISION ITEM

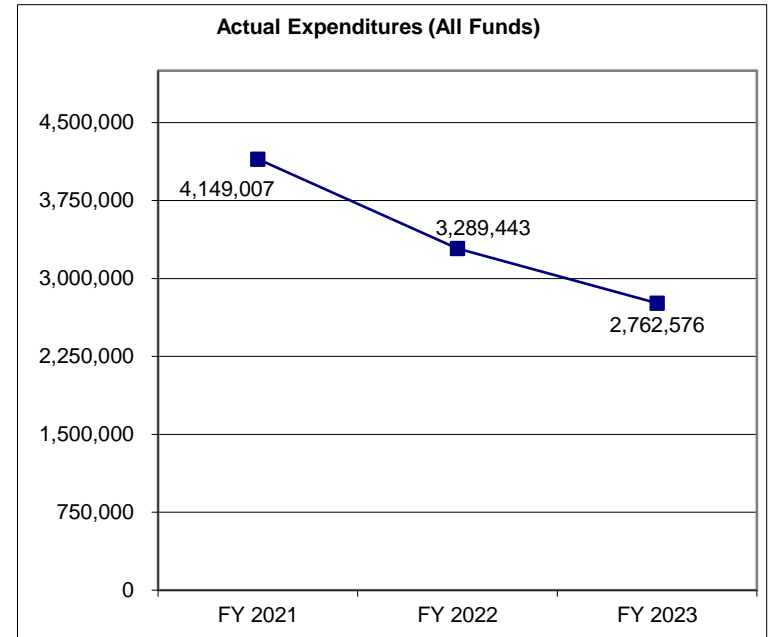
Department: Social Services
Division: Family Support
Core: Food Distribution Programs

Budget Unit: 90170C

HB Section: 11.255

4. FINANCIAL HISTORY

	FY 2021 Actual	FY 2022 Actual	FY 2023 Actual	FY 2024 Current Yr.
Appropriation (All Funds)	9,701,029	9,701,029	11,498,210	12,877,682
Less Reverted (All Funds)	0	0	0	0
Less Restricted (All Funds)	0	0	0	0
Budget Authority (All Funds)	9,701,029	9,701,029	11,498,210	12,877,682
Actual Expenditures (All Funds)	4,149,007	3,289,443	2,762,576	N/A
Unexpended (All Funds)	5,552,022	6,411,586	8,735,634	N/A
Unexpended, by Fund:				
General Revenue	0	0	0	N/A
Federal	5,552,022	6,411,586	8,735,634	N/A
Other	0	0	0	N/A
	(1)		(2)	(3)



*Current Year restricted amount is as of September 1, 2023.
 Reverted includes the statutory three- percent reserve (when applicable).
 Restricted includes any Governor's Expenditure Restriction (when applicable).

NOTES:

- (1)** In FY 2021, additional appropriation and/or authority of \$1,700,000 was funded to cover departmental costs related to the COVID-19 pandemic.
- (2)** In FY 2023, there was a core decrease of \$4,302,819 FF. There was a core increase of \$6,100,000 for Local Food Purchase Assistance (LFPA) Program ARPA.
- (3)** In FY 2024, there was a core decrease of \$1,723,181 FF. There was a core increase of \$3,102,653 FF for Local Food Purchase Assistance (LFPA) Program ARPA .

CORE RECONCILIATION DETAIL

**DEPARTMENT OF SOCIAL SERVICES
FOOD DISTRIBUTION PROGRAMS**

5. CORE RECONCILIATION DETAIL

	Budget Class	FTE	GR	Federal	Other	Total	Explanation
TAFP AFTER VETOES							
	EE	0.00	0	100,000	0	100,000	
	PD	0.00	0	12,777,682	0	12,777,682	
	Total	0.00	0	12,877,682	0	12,877,682	
DEPARTMENT CORE ADJUSTMENTS							
Core Reduction	831 2185 PD	0.00	0	(452,801)	0	(452,801)	Core reducing approp by amount of expenditures as of September 1, 2023.
NET DEPARTMENT CHANGES		0.00	0	(452,801)	0	(452,801)	
DEPARTMENT CORE REQUEST							
	EE	0.00	0	100,000	0	100,000	
	PD	0.00	0	12,324,881	0	12,324,881	
	Total	0.00	0	12,424,881	0	12,424,881	
GOVERNOR'S RECOMMENDED CORE							
	EE	0.00	0	100,000	0	100,000	
	PD	0.00	0	12,324,881	0	12,324,881	
	Total	0.00	0	12,424,881	0	12,424,881	

DECISION ITEM SUMMARY

Budget Unit									
Decision Item	FY 2023	FY 2023	FY 2024	FY 2024	FY 2025	FY 2025	*****	*****	
Budget Object Summary	ACTUAL	ACTUAL	BUDGET	BUDGET	DEPT REQ	DEPT REQ	SECURED	SECURED	
Fund	DOLLAR	FTE	DOLLAR	FTE	DOLLAR	FTE	COLUMN	COLUMN	
FOOD DISTRIBUTION PROGRAMS									
CORE									
EXPENSE & EQUIPMENT									
DEPT OF SOC SERV FEDERAL & OTH	20,399	0.00	100,000	0.00	100,000	0.00	0	0.00	
TOTAL - EE	20,399	0.00	100,000	0.00	100,000	0.00	0	0.00	
PROGRAM-SPECIFIC									
DEPT OF SOC SERV FEDERAL & OTH	1,551,275	0.00	6,677,682	0.00	6,677,682	0.00	0	0.00	
DSS FEDERAL STIMULUS	1,009,369	0.00	0	0.00	0	0.00	0	0.00	
DSS FEDERAL STIM 2021 FUND	181,533	0.00	6,100,000	0.00	5,647,199	0.00	0	0.00	
TOTAL - PD	2,742,177	0.00	12,777,682	0.00	12,324,881	0.00	0	0.00	
TOTAL	2,762,576	0.00	12,877,682	0.00	12,424,881	0.00	0	0.00	
GRAND TOTAL	\$2,762,576	0.00	\$12,877,682	0.00	\$12,424,881	0.00	\$0	0.00	

DECISION ITEM DETAIL

Budget Unit	FY 2023	FY 2023	FY 2024	FY 2024	FY 2025	FY 2025	*****	*****
Decision Item	ACTUAL	ACTUAL	BUDGET	BUDGET	DEPT REQ	DEPT REQ	SECURED	SECURED
Budget Object Class	DOLLAR	FTE	DOLLAR	FTE	DOLLAR	FTE	COLUMN	COLUMN
FOOD DISTRIBUTION PROGRAMS								
CORE								
PROFESSIONAL SERVICES	20,399	0.00	100,000	0.00	100,000	0.00	0	0.00
TOTAL - EE	20,399	0.00	100,000	0.00	100,000	0.00	0	0.00
PROGRAM DISTRIBUTIONS	2,742,177	0.00	12,777,682	0.00	12,324,881	0.00	0	0.00
TOTAL - PD	2,742,177	0.00	12,777,682	0.00	12,324,881	0.00	0	0.00
GRAND TOTAL	\$2,762,576	0.00	\$12,877,682	0.00	\$12,424,881	0.00	\$0	0.00
GENERAL REVENUE	\$0	0.00	\$0	0.00	\$0	0.00		0.00
FEDERAL FUNDS	\$2,762,576	0.00	\$12,877,682	0.00	\$12,424,881	0.00		0.00
OTHER FUNDS	\$0	0.00	\$0	0.00	\$0	0.00		0.00

PROGRAM DESCRIPTION

Department: Social Services
Program Name: Food Distribution

HB Section(s): 11.255

Program is found in the following core budget(s): Food Distribution

1a. What strategic priority does this program address?

Provide effective services to Missourians

1b. What does this program do?

The U.S. Department of Agriculture (USDA) Food Distribution Program provides food to help improve the nutritional status of children and adults in poverty. USDA purchases food on the open market, and then pays for the initial processing and packaging of the food and for transporting it to Food Banks. The Food Distribution programs provide for the distribution of USDA foods to charitable institutions through The Emergency Food Assistance Program (TEFAP) and the Summer Food Service Program (SFSP). The TEFAP program allocates USDA foods to six Missouri food banks, who distribute the USDA product to food pantries and congregate feeding sites, such as soup kitchens, homeless shelters, domestic violence shelters, and other like organizations. Food Distribution also arranges the delivery of USDA foods to schools and nonprofit organizations through the Summer Food Service Program.

The federal funding provides for administrative services including allocation, warehousing, storage, delivery, accounting, and federal reporting responsibilities.

In FY 2020, state agencies administering TEFAP received federal funding for "Farm to Food Banks Projects" to: reduce food waste at the agricultural production, processing, or distribution level through the donation of food; provide food to individuals in need; and build relationships between agricultural producers, processors, and distributors/ emergency feeding organizations through the donation of food.

The following are the totals of administrative funds paid to each of the six food banks during the months of July 2022 through June 2023 (SFY 2023).

The Emergency Food Assistance Program (TEFAP)

Second Harvest Community Food Bank	\$ 110,051
The Food Bank for Central and Northeast MO	\$ 183,523
Harvesters-The Community Food Network	\$ 290,357
Ozarks Food Harvest	\$ 252,603
Southeast Missouri Food Bank	\$ 152,515
St. Louis Area Foodbank	\$ 429,463
Total funds paid:	\$ 1,418,512

Credit Commodity Corporation(CCC)

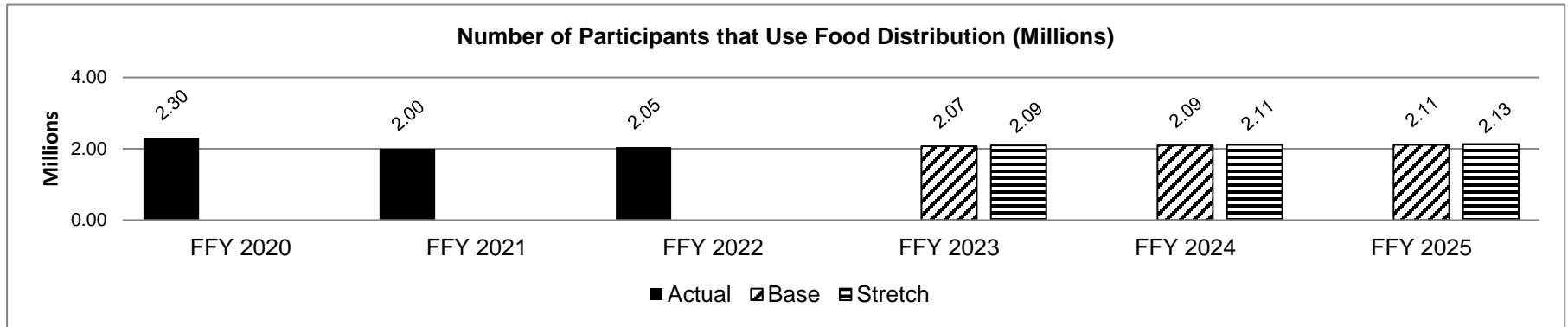
Second Harvest Community Food Bank	\$ -
The Food Bank for Central and Northeast MO	\$ -
Harvesters-The Community Food Network	\$ 24,056
Ozarks Food Harvest	\$ 7,149
Southeast Missouri Food Bank	\$ -
St. Louis Area Foodbank	\$ 12,021
Total funds paid:	\$ 43,227

PROGRAM DESCRIPTION

Department: Social Services
 Program Name: Food Distribution
 Program is found in the following core budget(s): Food Distribution

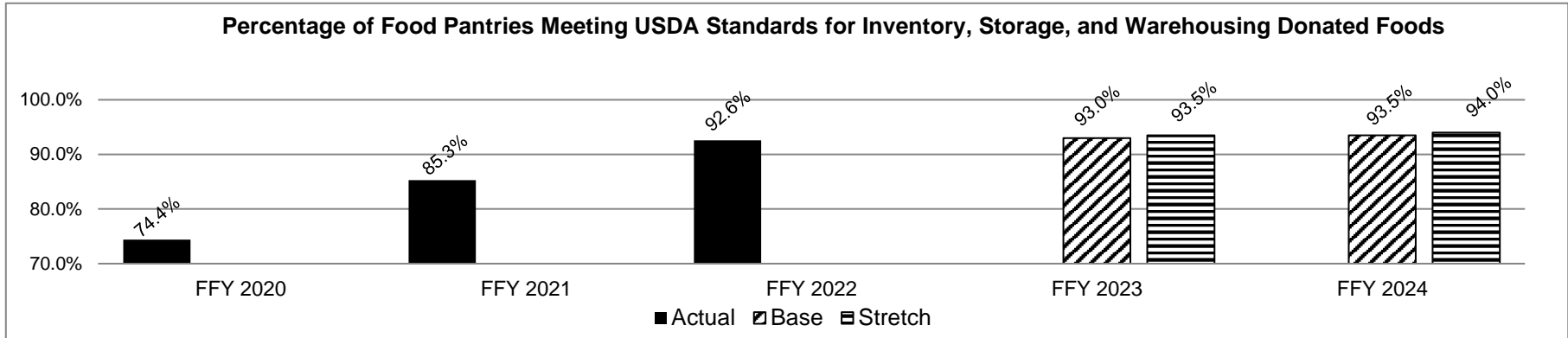
HB Section(s): 11.255

2a. Provide an activity measure(s) for the program.



Note: The number of participants are duplicated due to repeat visits by families in need.
 *FFY23 data will be available with the Governor's Recommendation.

2b. Provide a measure(s) of the program's quality.



*The number of monitoring visits increased to decrease food losses. After the monitoring and collaboration with DSS, the food pantries have had less food losses.

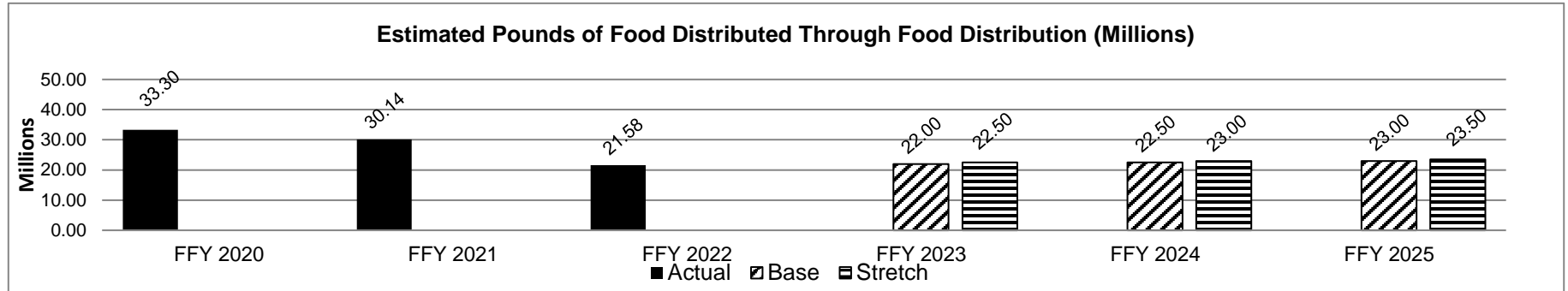
*FFY23 data will be available with the Governor's Recommendation.

PROGRAM DESCRIPTION

Department: Social Services
 Program Name: Food Distribution
 Program is found in the following core budget(s): Food Distribution

HB Section(s): 11.255

2c. Provide a measure(s) of the program's impact.




Note: Missouri distributes 100% of food made available from the USDA through The Emergency Food Assistance Program (TEFAP), including "bonus foods" to the Food Bank network for distribution to pantries and congregate feeding sites.

FFY20 and FFY21 was increased due to pandemic funding.

*FFY23 data will be available with the Governor's Recommendation.

2d. Provide a measure(s) of the program's efficiency.



Note: The program funds and USDA donated food available to Missouri are solely dependent on funds distributed to the states by the USDA as spelled out in the Farm Bill. This can fluctuate from year to year. The administrative cost per pound of food distributed is based on the administrative cost of Food Banks divided by the pounds of distributed food. The cost increased for FFY 2022 as there was food from the prior FFY that needed to be distributed.

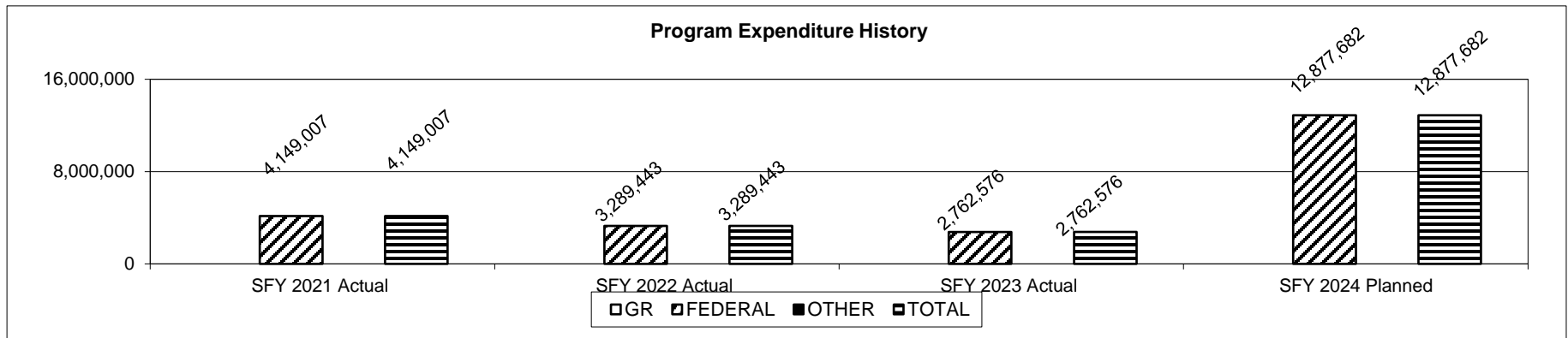
*FFY23 data will be available with the Governor's Recommendation.

PROGRAM DESCRIPTION

Department: Social Services
 Program Name: Food Distribution
 Program is found in the following core budget(s): Food Distribution

HB Section(s): 11.255

3. Provide actual expenditures for the prior three fiscal years and planned expenditures for the current fiscal year. (Note: Amounts do not include fringe benefit costs.)



4. What are the sources of the "Other " funds?

N/A

5. What is the authorization for this program, i.e., federal or state statute, etc.? (Include the federal program number, if applicable.)

State statute: Sections 205.960-967, RSMo. Federal law: P.L. 113-79; 110-246;107-171; 104-193; 104-127; 100-435; 98-8; 93-86; 81-439; 74-320. P.L. 116-127, the Families First Coronavirus Response Act (FFCRA)
 Federal Regulations: 7 CFR Part 250 and 251

6. Are there federal matching requirements? If yes, please explain.

There is no match for The Emergency Food Assistance Program (TEFAP) funding which is utilized in this appropriation. However, the State must provide 50% match equal to the amount of TEFAP administrative funds received under this federal program and retained by the State for state level costs (employees, salaries, travel, equipment) which is paid out of FSD Administration. This typically amounts to 5 - 6 % of total Federal administrative funds.

7. Is this a federally mandated program? If yes, please explain.

No.

Core - Energy Assistance

CORE DECISION ITEM

Department: Social Services
 Division: Family Support
 Core: Energy Assistance

Budget Unit: 90172C
 HB Section: 11.260

1. CORE FINANCIAL SUMMARY

	FY 2025 Budget Request			
	GR	Federal	Other	Total
PS	0	0	0	0
EE	0	243,750	0	243,750
PSD	0	101,376,121	0	101,376,121
TRF	0	0	0	0
Total	0	101,619,871	0	101,619,871
FTE	0.00	0.00	0.00	0.00

	FY 2025 Governor's Recommendation			
	GR	Federal	Other	Total
PS	0	0	0	0
EE	0	0	0	0
PSD	0	0	0	0
TRF	0	0	0	0
Total	0	0	0	0
FTE	0.00	0.00	0.00	0.00

Est. Fringe	0	0	0	0
--------------------	---	---	---	---

Note: Fringes budgeted in House Bill 5 except for certain fringes budgeted directly to MoDOT, Highway Patrol, and Conservation.

Est. Fringe	0	0	0	0
--------------------	---	---	---	---

Note: Fringes budgeted in House Bill 5 except for certain fringes budgeted directly to MoDOT, Highway Patrol, and Conservation.

Other Funds: N/A

Other Funds: N/A

2. CORE DESCRIPTION

The Department of Social Services (DSS) utilizes Low Income Home Energy Assistance Program (LIHEAP) block grant funding to provide financial assistance to eligible low-income households to assist with the cost to heat and cool their homes, and to reduce the health and safety risks associated with disconnection of utility services.

DSS provides funding for Low Income Household Water Assistance Program (LIHWAP). LIHWAP is a temporary emergency program that helps low-income households and families afford water and wastewater services. The funding is provided to help pay water and wastewater bills, avoid shutoffs, and support household water system reconnections related to non-payment.

3. PROGRAM LISTING (list programs included in this core funding)

- Low Income Home Energy Assistance Program (LIHEAP)
- Low Income Household Water Assistance Program (LIHWAP)

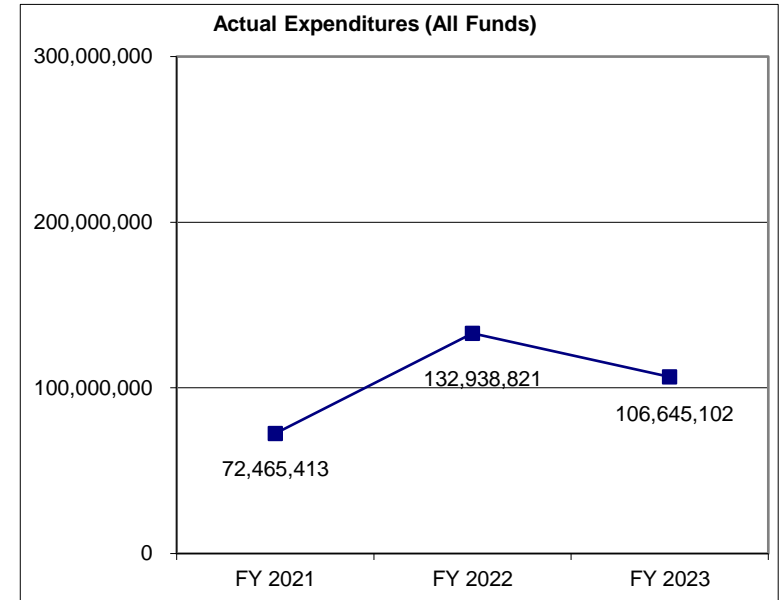
CORE DECISION ITEM

Department: Social Services
Division: Family Support
Core: Energy Assistance

Budget Unit: 90172C
HB Section: 11.260

4. FINANCIAL HISTORY

	FY 2021 Actual	FY 2022 Actual	FY 2023 Actual	FY 2024 Current Yr.
Appropriation (All Funds)	98,317,259	233,739,796	123,417,801	120,140,490
Less Reverted (All Funds)	0	0	0	0
Less Restricted (All Funds)	0	0	0	0
Budget Authority (All Funds)	98,317,259	233,739,796	123,417,801	120,140,490
Actual Expenditures (All Funds)	72,465,413	132,938,821	106,645,102	N/A
Unexpended (All Funds)	25,851,846	100,800,975	16,772,699	N/A
Unexpended, by Fund:				
General Revenue	0	0	0	N/A
Federal	25,851,846	10,080,975	16,772,699	N/A
Other	0	0	0	N/A
	(1)	(2)	(3)	(4)



*Current Year restricted amount is as of September 1, 2023.
 Reverted includes the statutory three-percent reserve (when applicable).
 Restricted includes any Governor's Expenditure Restriction (when applicable).

NOTES:

- (1)** FY 2022- There is additional appropriation authority of \$18,269,392 was funded to cover departmental costs related to the COVID-19 pandemic through CARES Act funding.
- (2)** FY 2022 - Additional Authority of \$19,516,035 FF was granted for increased LIHEAP Regular Grant Award funding. An additional appropriation authority of \$12,760,000 CRRSA FF was funded for the Low Income Household Water Assistance Program (LIHWAP). There was a supplemental increase of \$93,459,077 FF for LIHEAP ARPA and \$9,687,425 FF for LIHWAP ARPA. There was \$332,325 FF placed in agency reserves.
- (3)** FY 2023- There was an increase \$2,055,969 FF for the Infrastructure Investment and Jobs Act (IIJA). There was a core decrease of \$10,256,191 FF. There was a decrease of \$649,495 FF for LIHWAP. The Energy Assistance CARES core of \$101,472,278 FF was broken out into its own core tab.
- (4)** FY 2024- There was a core decrease of \$3,277,311 FF.

CORE DECISION ITEM

Department: Social Services
 Division: Family Support
 Core: Energy Assistance CARES

Budget Unit: 90175C
 HB Section: 11.260

1. CORE FINANCIAL SUMMARY

	FY 2025 Budget Request			
	GR	Federal	Other	Total
PS	0	0	0	0
EE	0	0	0	0
PSD	0	0	0	0
TRF	0	0	0	0
Total	0	0	0	0
FTE	0.00	0.00	0.00	0.00

	FY 2025 Governor's Recommendation			
	GR	Federal	Other	Total
PS	0	0	0	0
EE	0	0	0	0
PSD	0	0	0	0
TRF	0	0	0	0
Total	0	0	0	0
FTE	0.00	0.00	0.00	0.00

Est. Fringe	0	0	0	0
--------------------	---	---	---	---

Note: Fringes budgeted in House Bill 5 except for certain fringes budgeted directly to MoDOT, Highway Patrol, and Conservation.

Est. Fringe	0	0	0	0
--------------------	---	---	---	---

Note: Fringes budgeted in House Bill 5 except for certain fringes budgeted directly to MoDOT, Highway Patrol, and Conservation.

Other Funds: N/A

Other Funds: N/A

2. CORE DESCRIPTION

In FY 2021 and FY 2022, The Department of Social Services (DSS) received federal stimulus funds to help "prevent, prepare for, or respond to" home energy needs created by COVID-19. This authority is no longer needed.

3. PROGRAM LISTING (list programs included in this core funding)

Low Income Home Energy Assistance Program (LIHEAP)

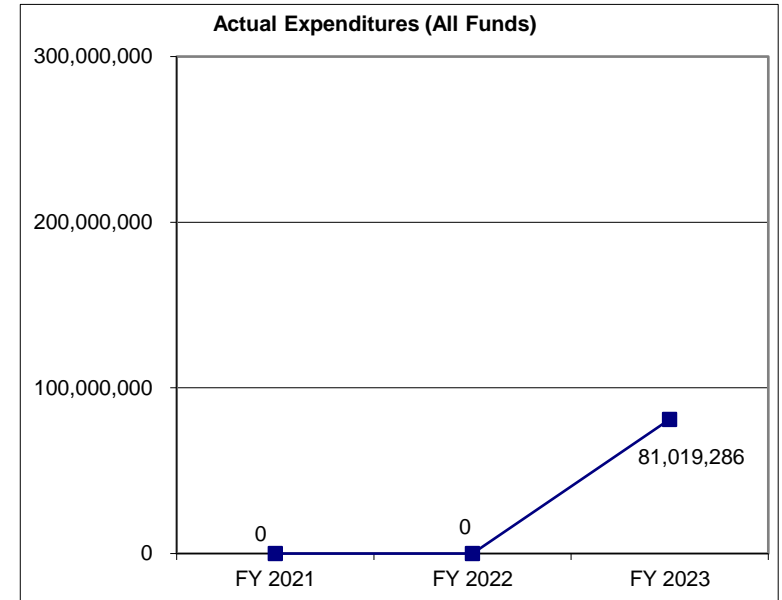
CORE DECISION ITEM

Department: Social Services
Division: Family Support
Core: Energy Assistance CARES

Budget Unit: 90175C
HB Section: 11.260

4. FINANCIAL HISTORY

	FY 2021 Actual	FY 2022 Actual	FY 2023 Actual	FY 2024 Current Yr.
Appropriation (All Funds)	0	0	101,472,278	2,029,933
Less Reverted (All Funds)	0	0	0	0
Less Restricted (All Funds)	0	0	0	0
Budget Authority (All Funds)	0	0	101,472,278	2,029,933
Actual Expenditures (All Funds)	0	0	81,019,286	N/A
Unexpended (All Funds)	0	0	20,452,992	N/A
Unexpended, by Fund:				
General Revenue	0	0	0	N/A
Federal	0	0	20,452,992	N/A
Other	0	0	0	N/A
	(1)	(1)	(2)	(3)



*Current Year restricted amount is as of September 1, 2023.

Reverted includes the statutory three-percent reserve (when applicable).

Restricted includes any Governor's Expenditure Restriction (when applicable).

NOTES:

(1) FY 2021 & FY 2022 were previously combined in the IM Field Staff Ops Core.

(2) FY 2023- There was an increase \$2,055,969 FF for the Infrastructure Investment and Jobs Act (IIJA). There was a core decrease of \$10,256,191 FF. There was a decrease of \$649,495 FF for LIHWAP.

(3) FY 2024- There was a core decrease of \$99,442,345 FF.

CORE RECONCILIATION DETAIL

**DEPARTMENT OF SOCIAL SERVICES
ENERGY ASSISTANCE**

5. CORE RECONCILIATION DETAIL

			Budget Class	FTE	GR	Federal	Other	Total	Explanation
TAFP AFTER VETOES									
			EE	0.00	0	5,974,255	0	5,974,255	
			PD	0.00	0	114,166,235	0	114,166,235	
			Total	0.00	0	120,140,490	0	120,140,490	
DEPARTMENT CORE ADJUSTMENTS									
Core Reduction	581	8417	EE	0.00	0	(5,730,505)	0	(5,730,505)	Core reduction of stimulus appropriation, award ended this fiscal year.
Core Reduction	581	8878	PD	0.00	0	(9,687,425)	0	(9,687,425)	Core reduction of stimulus appropriation, award ended this fiscal year.
Core Reduction	581	8417	PD	0.00	0	(3,102,689)	0	(3,102,689)	Core reduction of stimulus appropriation, award ended this fiscal year.
NET DEPARTMENT CHANGES				0.00	0	(18,520,619)	0	(18,520,619)	
DEPARTMENT CORE REQUEST									
			EE	0.00	0	243,750	0	243,750	
			PD	0.00	0	101,376,121	0	101,376,121	
			Total	0.00	0	101,619,871	0	101,619,871	
GOVERNOR'S RECOMMENDED CORE									
			EE	0.00	0	243,750	0	243,750	
			PD	0.00	0	101,376,121	0	101,376,121	
			Total	0.00	0	101,619,871	0	101,619,871	

CORE RECONCILIATION DETAIL

**DEPARTMENT OF SOCIAL SERVICES
ENERGY ASSISTANCE**

5. CORE RECONCILIATION DETAIL

	Budget Class	FTE	GR	Federal	Other	Total	Explanation
TAFP AFTER VETOES							
	PD	0.00	0	2,029,933	0	2,029,933	
	Total	0.00	0	2,029,933	0	2,029,933	
DEPARTMENT CORE ADJUSTMENTS							
Core Reduction	574 6859 PD	0.00	0	(2,029,933)	0	(2,029,933)	Core reduction of excess authority.
	NET DEPARTMENT CHANGES	0.00	0	(2,029,933)	0	(2,029,933)	
DEPARTMENT CORE REQUEST							
	PD	0.00	0	0	0	0	
	Total	0.00	0	0	0	0	
GOVERNOR'S RECOMMENDED CORE							
	PD	0.00	0	0	0	0	
	Total	0.00	0	0	0	0	

DECISION ITEM SUMMARY

Budget Unit									
Decision Item	FY 2023	FY 2023	FY 2024	FY 2024	FY 2025	FY 2025	*****	*****	
Budget Object Summary	ACTUAL	ACTUAL	BUDGET	BUDGET	DEPT REQ	DEPT REQ	SECURED	SECURED	
Fund	DOLLAR	FTE	DOLLAR	FTE	DOLLAR	FTE	COLUMN	COLUMN	
ENERGY ASSISTANCE									
CORE									
EXPENSE & EQUIPMENT									
DEPT OF SOC SERV FEDERAL & OTH	418,852	0.00	243,750	0.00	243,750	0.00	0	0.00	
DSS FEDERAL STIMULUS	123,547	0.00	5,730,505	0.00	0	0.00	0	0.00	
DSS FEDERAL STIM 2021 FUND	2,309	0.00	0	0.00	0	0.00	0	0.00	
TOTAL - EE	544,708	0.00	5,974,255	0.00	243,750	0.00	0	0.00	
PROGRAM-SPECIFIC									
DEPT OF SOC SERV FEDERAL & OTH	100,635,979	0.00	101,376,121	0.00	101,376,121	0.00	0	0.00	
DSS FEDERAL STIMULUS	5,464,415	0.00	3,102,689	0.00	0	0.00	0	0.00	
DSS FEDERAL STIM 2021 FUND	0	0.00	9,687,425	0.00	0	0.00	0	0.00	
TOTAL - PD	106,100,394	0.00	114,166,235	0.00	101,376,121	0.00	0	0.00	
TOTAL	106,645,102	0.00	120,140,490	0.00	101,619,871	0.00	0	0.00	
GRAND TOTAL	\$106,645,102	0.00	\$120,140,490	0.00	\$101,619,871	0.00	\$0	0.00	

DECISION ITEM SUMMARY

Budget Unit									
Decision Item	FY 2023	FY 2023	FY 2024	FY 2024	FY 2025	FY 2025	*****	*****	
Budget Object Summary	ACTUAL	ACTUAL	BUDGET	BUDGET	DEPT REQ	DEPT REQ	SECURED	SECURED	
Fund	DOLLAR	FTE	DOLLAR	FTE	DOLLAR	FTE	COLUMN	COLUMN	
ENERGY ASSISTANCE									
CORE									
PROGRAM-SPECIFIC									
DSS FEDERAL STIMULUS	0	0.00	2,029,933	0.00	0	0.00	0	0.00	
DSS FEDERAL STIM 2021 FUND	81,019,286	0.00	0	0.00	0	0.00	0	0.00	
TOTAL - PD	81,019,286	0.00	2,029,933	0.00	0	0.00	0	0.00	
TOTAL	81,019,286	0.00	2,029,933	0.00	0	0.00	0	0.00	
GRAND TOTAL	\$81,019,286	0.00	\$2,029,933	0.00	\$0	0.00	\$0	0.00	

DECISION ITEM DETAIL

Budget Unit	FY 2023	FY 2023	FY 2024	FY 2024	FY 2025	FY 2025	*****	*****
Decision Item	ACTUAL	ACTUAL	BUDGET	BUDGET	DEPT REQ	DEPT REQ	SECURED	SECURED
Budget Object Class	DOLLAR	FTE	DOLLAR	FTE	DOLLAR	FTE	COLUMN	COLUMN
ENERGY ASSISTANCE								
CORE								
TRAVEL, IN-STATE	3,278	0.00	7,103	0.00	7,103	0.00	0	0.00
TRAVEL, OUT-OF-STATE	0	0.00	1,497	0.00	1,497	0.00	0	0.00
SUPPLIES	249,335	0.00	150,647	0.00	150,647	0.00	0	0.00
PROFESSIONAL DEVELOPMENT	15,374	0.00	7,247	0.00	7,247	0.00	0	0.00
PROFESSIONAL SERVICES	276,721	0.00	5,807,059	0.00	76,554	0.00	0	0.00
M&R SERVICES	0	0.00	500	0.00	500	0.00	0	0.00
OTHER EQUIPMENT	0	0.00	202	0.00	202	0.00	0	0.00
TOTAL - EE	544,708	0.00	5,974,255	0.00	243,750	0.00	0	0.00
PROGRAM DISTRIBUTIONS	106,100,394	0.00	114,166,235	0.00	101,376,121	0.00	0	0.00
TOTAL - PD	106,100,394	0.00	114,166,235	0.00	101,376,121	0.00	0	0.00
GRAND TOTAL	\$106,645,102	0.00	\$120,140,490	0.00	\$101,619,871	0.00	\$0	0.00
GENERAL REVENUE	\$0	0.00	\$0	0.00	\$0	0.00		0.00
FEDERAL FUNDS	\$106,645,102	0.00	\$120,140,490	0.00	\$101,619,871	0.00		0.00
OTHER FUNDS	\$0	0.00	\$0	0.00	\$0	0.00		0.00

DECISION ITEM DETAIL

Budget Unit	FY 2023	FY 2023	FY 2024	FY 2024	FY 2025	FY 2025	*****	*****
Decision Item	ACTUAL	ACTUAL	BUDGET	BUDGET	DEPT REQ	DEPT REQ	SECURED	SECURED
Budget Object Class	DOLLAR	FTE	DOLLAR	FTE	DOLLAR	FTE	COLUMN	COLUMN
ENERGY ASSISTANCE								
CORE								
PROGRAM DISTRIBUTIONS	81,019,286	0.00	2,029,933	0.00	0	0.00	0	0.00
TOTAL - PD	81,019,286	0.00	2,029,933	0.00	0	0.00	0	0.00
GRAND TOTAL	\$81,019,286	0.00	\$2,029,933	0.00	\$0	0.00	\$0	0.00
GENERAL REVENUE	\$0	0.00	\$0	0.00	\$0	0.00		0.00
FEDERAL FUNDS	\$81,019,286	0.00	\$2,029,933	0.00	\$0	0.00		0.00
OTHER FUNDS	\$0	0.00	\$0	0.00	\$0	0.00		0.00

PROGRAM DESCRIPTION

Department: Social Services

HB Section(s): 11.260

Program Name: Energy Assistance

Program is found in the following core budget(s): Energy Assistance

1a. What strategic priority does this program address?

Provide effective services to Missourians.

1b. What does this program do?

The Department of Social Services (DSS) determines eligibility to help low-income Missourians with utility costs by targeting elderly, disabled, and young child households to prevent the loss of utility services.

Missouri's Low Income Home Energy Assistance Program (LIHEAP) is a block grant program. The objectives of LIHEAP are to help low-income people with the costs of home energy, defined as heating and/or cooling of residences; to increase their energy self-sufficiency; and to reduce their vulnerability resulting from energy needs. The target population is low-income households, especially those with the lowest incomes and the highest home energy costs or needs. Additional factors taken into account for low-income households include family size, elderly, and disabled.

This federal funding for low-income Missourians includes three components: Energy Assistance (EA), Energy Crisis Intervention Program (ECIP) and Low-Income Weatherization Assistance Program (LIWAP). The appropriation authority for LIWAP funds is with the Department of Natural Resources, Division of Energy.

In CY 2023, changes were made to the program timelines, benefit payment amounts, and crisis definition/verification requirements for the EA and/or ECIP programs as a result of decreased funding available.

Energy Assistance (EA)

- Provides one-time financial assistance per year to Missouri households to help pay their utility costs November through May.
- The benefit amount is based upon household size, income and the type of fuel used for home heating and/or cooling.
- DSS contracts with the Missouri Community Action Agencies and other not-for-profit organizations to determine eligibility and process applications
- Application information, as well as documentation, is entered into the state EA data system that is web-based and secure for eligibility determination and payment processing
- Payments are made by the DSS directly to energy suppliers and, in a small number of cases, to eligible clients

Energy Crisis Intervention Program (ECIP)

- Provides financial assistance to households in an energy crisis
- Funding is distributed to the LIHEAP contract agencies through a formula to make payments directly to the energy supplier
- Agencies can also request in the agency yearly plan a portion of the ECIP funding to help purchase or repair furnaces or air conditioners, to pay for emergency or temporary shelter, to provide limited emergency services, and to provide education and outreach

PROGRAM DESCRIPTION

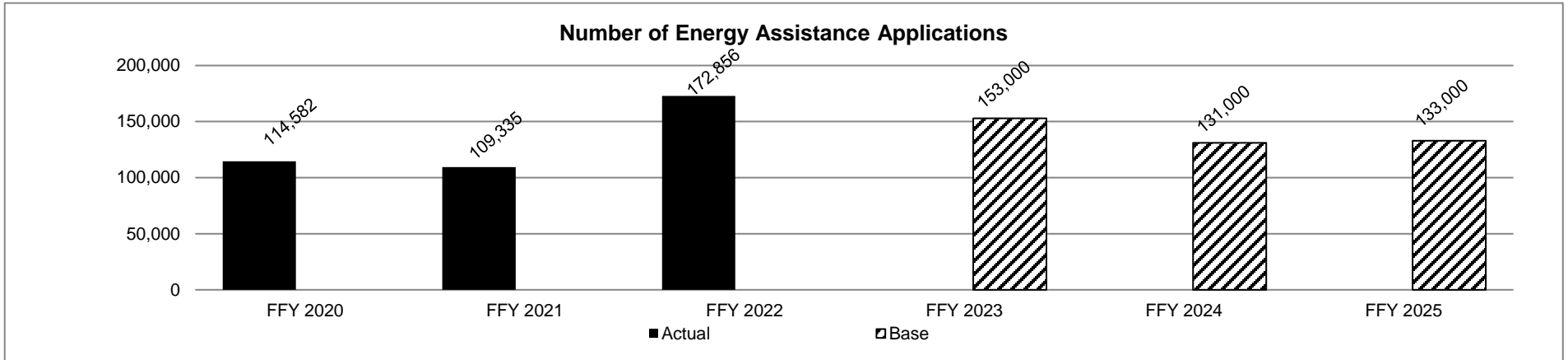
Department: Social Services

HB Section(s): 11.260

Program Name: Energy Assistance

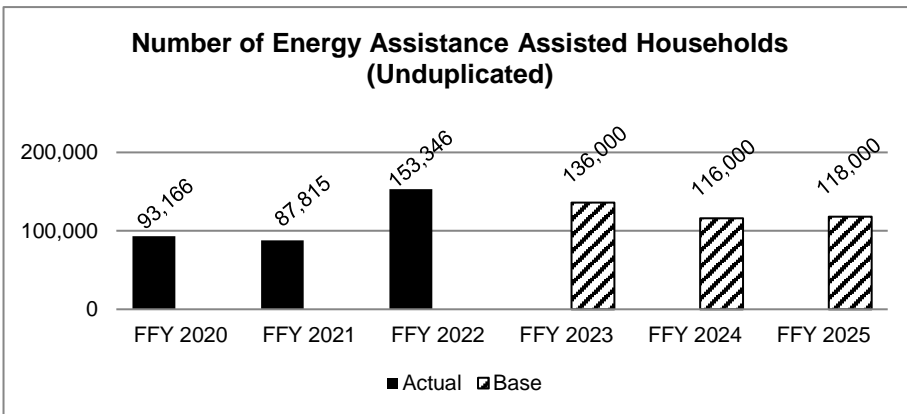
Program is found in the following core budget(s): Energy Assistance

2a. Provide an activity measure(s) for the program.

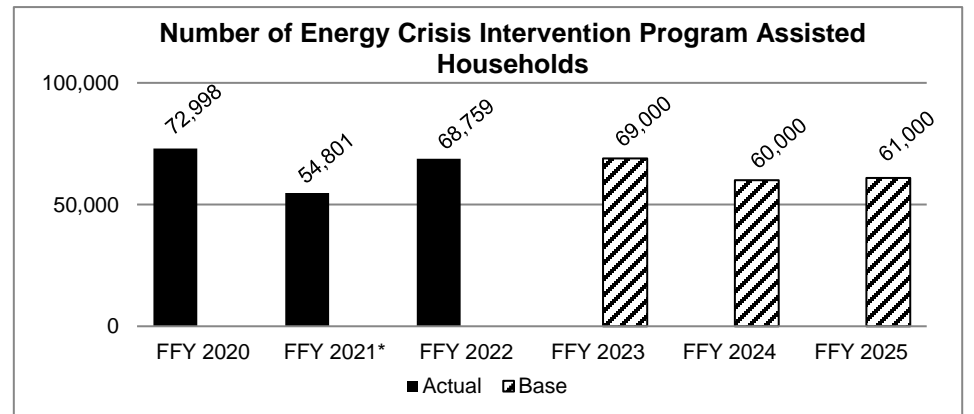


*FFY22 & FY 2023 measures were impacted by increased funding and temporary program expansions.
 FFY 2023 data will be available in the Governor's Recommendation.

2b. Provide a measure(s) of the program's quality.



*FFY22 & FY 2023 measures were impacted by increased funding and temporary program expansions.
 FFY 2023 data will be available in the Governor's Recommendation.



*FFY22 & FY 2023 measures were impacted by increased funding and temporary program expansions.
 FFY 2023 data will be available in the Governor's Recommendation.

PROGRAM DESCRIPTION

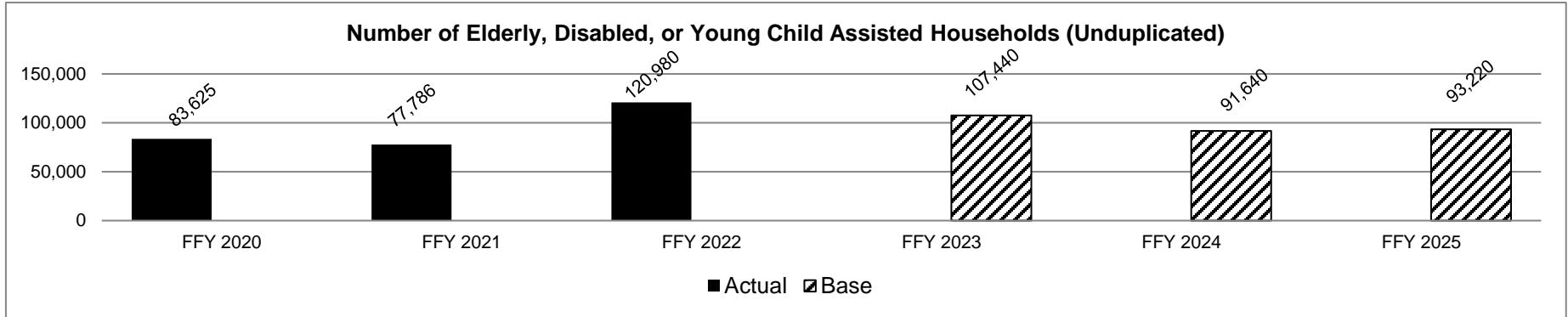
Department: Social Services

HB Section(s): 11.260

Program Name: Energy Assistance

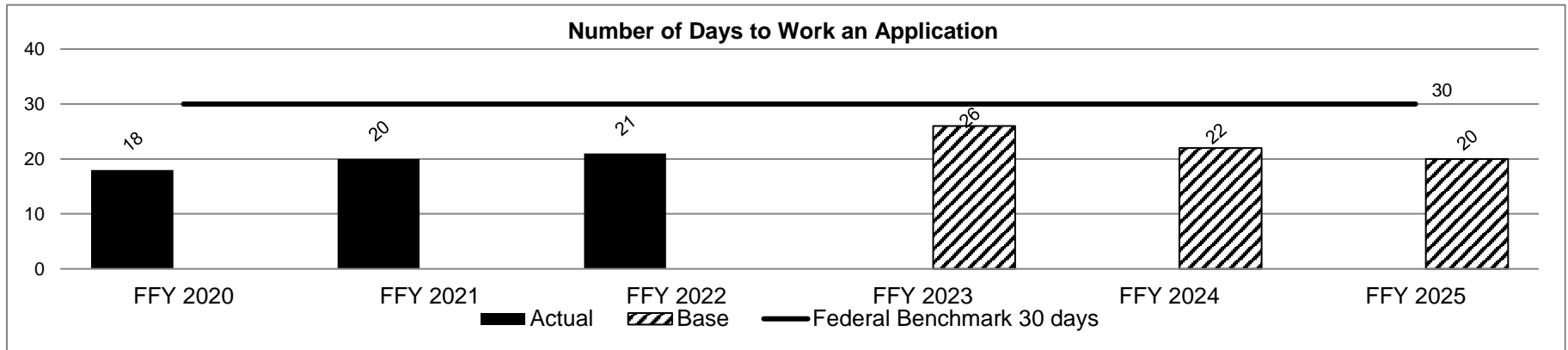
Program is found in the following core budget(s): Energy Assistance

2c. Provide a measure(s) of the program's impact.



*FFY22 & FY 2023 measures were impacted by increased funding and temporary program expansions.
 FFY 2023 data will be available in the Governor's Recommendation.

2d. Provide a measure(s) of the program's efficiency.



*FFY 2023 has an increased number of LIHEAP applications.
 FFY 2023 data will be available in the Governor's Recommendation.

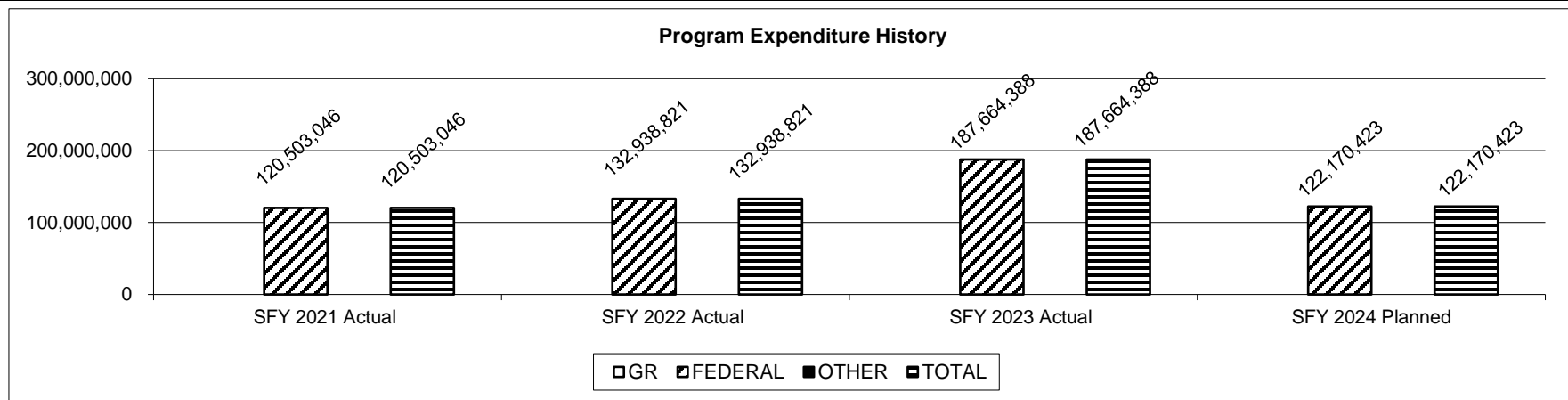
PROGRAM DESCRIPTION

Department: Social Services
 Program Name: Energy Assistance

HB Section(s): 11.260

Program is found in the following core budget(s): Energy Assistance

3. Provide actual expenditures for the prior three fiscal years and planned expenditures for the current fiscal year. (Note: Amounts do not include fringe benefit costs.)



4. What are the sources of the "Other " funds?

N/A

5. What is the authorization for this program, i.e., federal or state statute, etc.? (Include the federal program number, if applicable.)

State Statute: Sections 660.100 - 660.136, RSMo.; Federal law: 42 USC 8621 - 8630 et seq.; Public Law 116-136.

6. Are there federal matching requirements? If yes, please explain.

No.

7. Is this a federally mandated program? If yes, please explain.

No.

LOW INCOME HOME ENERGY ASSISTANCE PROGRAM CONTRACTORS
Low Income Home Energy Assistance Program (LIHEAP) Contract Awards

Central Missouri Community Action (CMCA)

807B North Providence Road

Columbia, MO 65203-4359

Phone number: (573) 443-8706

Serving Counties: Audrain, Boone, Callaway, Cole, Cooper,
Howard, Moniteau, and Osage

FFY 2022 Amount: \$ 2,903,060
ARPA Award Amount: \$ 4,415,512
FFY 2023 Amount: \$ 970,496

Community Action Agency of St. Louis County (CAASTLC)

2709 Woodson Road

Overland, MO 63114-4817

Phone number: (314) 863-0015

Serving Counties: St. Louis County

FFY 2022 Amount: \$ 5,672,907
ARPA Award Amount: \$ 8,628,407
FFY 2023 Amount: \$ 2,068,900

Community Action Partnership of Greater St. Joseph (CAPSTJOE)

817 Monterey Street

St. Joseph, MO 64503-3611

Phone number: (816) 233-8281

Serving Counties: Andrew, Buchanan, Clinton, and DeKalb

FFY 2022 Amount: \$ 1,161,225
ARPA Award Amount: \$ 1,766,205
FFY 2023 Amount: \$ 394,461

Community Services, Inc. of Northwest Missouri (CSI)

P.O. Box 328

1212B South Main

Maryville, MO 64468-0328

Phone number: (660) 582-3113

Serving Counties: Atchison, Gentry, Holt, Nodaway, and Worth

FFY 2022 Amount: \$ 382,047
ARPA Award Amount: \$ 581,089
FFY 2023 Amount: \$ 135,960

Delta Area Economic Opportunity Corporation (DAEOC)

99 Skyview Road

Portageville, MO 63873-9180

Phone number: (573) 379-3851

Serving Counties: Dunklin, Mississippi, New Madrid,

Pemiscot, Scott, and Stoddard

FFY 2022 Amount: \$ 2,953,329

ARPA Award Amount: \$ 4,491,971

FFY 2023 Amount: \$ 1,020,587

East Missouri Action Agency, Inc. (EMAA)

P.O. Box 308

403 Parkway Drive

Park Hills, MO 63601-0308

Phone number: (573) 431-5191

Serving Counties: Bollinger, Cape Girardeau, Iron, Madison,

Perry, St. Francois, Ste. Genevieve, Washington

FFY 2022 Amount: \$ 2,548,660

ARPA Award Amount: \$ 3,876,474

FFY 2023 Amount: \$ 898,939

Economic Security Corporation of Southwest Area (ESC)

P.O. Box 207

302 South Joplin Street

Joplin, MO 64802-0207

Phone number: (417) 781-0352

Serving Counties: Barton, Jasper, McDonald, Newton

FFY 2022 Amount: \$ 2,264,639

ARPA Award Amount: \$ 3,444,482

FFY 2023 Amount: \$ 784,447

Green Hills Community Action Agency (GHCAA)

1506 Oklahoma Avenue

Trenton, MO 64683-2587

Phone number: (660) 359-3907

Serving Counties: Caldwell, Daviess, Grundy, Harrison, Linn,

Livingston, Mercer, Putnam, Sullivan

FFY 2022 Amount: \$ 816,878

ARPA Award Amount: \$ 1,242,460

FFY 2023 Amount: \$ 281,757

Jefferson-Franklin Community Action Corporation (JFCAC)

P.O. Box 920
#2 Merchant Dr.
Hillsboro, MO 63050-0920
Phone number: (636) 789-2686
Serving Counties: Franklin, Jefferson

FFY 2022 Amount: \$ 1,689,053
ARPA Award Amount: \$ 2,569,026
FFY 2023 Amount: \$ 632,389

Missouri Ozarks Community Action, Inc. (MOCA)

P.O. Box 69
306 South Pine Street
Richland, MO 65556-0069
Phone number: (573) 765-3263
Serving Counties: Camden, Crawford, Gasconade, Laclede,
Maries, Miller, Phelps, Pulaski

FFY 2023 Amount: \$ 2,443,094
ARPA Award Amount: \$ 3,715,911
FFY 2023 Amount: \$ 885,521

Missouri Valley Community Action Agency (MVCAA)

1415 South Odell Avenue
Marshall, MO 65340-3144
Phone number: (660) 886-7476
Serving Counties: Carroll, Chariton, Johnson, Lafayette, Pettis, Ray, Saline

FFY 2022 Amount: \$ 1,384,923
ARPA Award Amount: \$ 2,106,448
FFY 2023 Amount: \$ 510,740

North East Community Action Corporation (NECAC)

P.O. Box 470
16 North Court Street
Bowling Green, MO 63334-0470
Phone number: (573) 324-2231
Serving Counties: Lewis, Lincoln, Macon, Marion, Monroe,
Montgomery, Pike, Ralls, Randolph, Shelby, St. Charles,
Warren

FFY 2022 Amount: \$ 3,048,842
ARPA Award Amount: \$ 4,637,243
FFY 2023 Amount: \$ 1,118,082

Community Action Partnership of Northeast Missouri (CAPNEMO)

215 N. Elson St.

Kirksville, MO 63501-2816

Phone number: (660) 665-9855

Serving Counties: Adair, Clark, Knox, Scotland, Schuyler

FFY 2022 Amount: \$ 507,721

ARPA Award Amount: \$ 772,237

FFY 2023 Amount: \$ 177,104

Ozark Action, Inc. (OAI)

710 E Main Street

West Plains, MO 65775-3307

Phone number: (417) 256-6147

Serving Counties: Douglas, Howell, Oregon, Ozark, Texas,
Wright

FFY 2022 Amount: \$ 2,025,858

ARPA Award Amount: \$ 3,081,300

FFY 2023 Amount: \$ 715,573

Ozarks Area Community Action Corporation (OACAC)

215 S Barnes Ave

Springfield, MO 65802-2204

Phone number: (417) 862-4314

Serving Counties: Barry, Christian, Dade, Dallas, Greene,
Lawrence, Polk, Stone, Taney, Webster

FFY 2022 Amount: \$ 5,730,715

ARPA Award Amount: \$ 8,716,334

FFY 2023 Amount: \$ 2,076,950

Urban League of Metropolitan St. Louis

3701 Grandel Square

St. Louis, MO 63108-3627

Phone number: (314) 615-3600

Service Area: City of St. Louis and Wellston

FFY 2022 Amount: \$ 4,431,249

ARPA Award Amount: \$ 6,739,868

FFY 2023 Amount: \$ 1,615,405

South Central Missouri Community Action Agency (SCMCAA)

P.O. Box 6

8055 Old Alton Road

Winona, MO 65588-0006

Phone number: (573) 325-4255

Serving Counties: Butler, Carter, Dent, Reynolds, Ripley,
Shannon, Wayne

FFY 2022 Amount: \$ 1,915,264

ARPA Award Amount: \$ 2,913,091

FFY 2023 Amount: \$ 686,056

Mid America Assistance Coalition (MAAC)

4001 Blue Parkway Ste 270
Kansas City, MO 64130-2350
Phone number: (816) 768-8900
Serving Counties: Clay, Jackson, Platte

FFY 2022 Amount: \$ 6,303,786
ARPA Award Amount: \$ 9,587,968
FFY 2023 Amount: \$ 2,188,747

West Central Missouri Community Action Agency (WCMCAA)

P.O. Box 125
106 West 4th Street
Appleton City, MO 64724-0125
Phone number: (660) 476-2185
Serving Counties: Bates, Benton, Cass, Cedar, Henry,
Hickory, Morgan, St. Clair, Vernon

FFY 2022 Amount: \$ 2,086,183
ARPA Award Amount: \$ 3,173,051
FFY 2023 Amount: \$ 727,201

FFY 2022 Total: \$ 47,826,339
ARPA Award Total: \$ 76,459,077
FFY 2023 Total: \$ 20,332,409

Core – Habitat for Humanity

CORE DECISION ITEM

Department: Social Services
 Division: Family Support
 Core: Habitat for Humanity

Budget Unit: 90180C
 HB Section: 11.265

1. CORE FINANCIAL SUMMARY

	FY 2025 Budget Request			
	GR	Federal	Other	Total
PS	0	0	0	0
EE	0	0	0	0
PSD	250,000	0	0	250,000
TRF	0	0	0	0
Total	250,000	0	0	250,000
FTE	0.00	0.00	0.00	0.00

	FY 2025 Governor's Recommendation			
	GR	Federal	Other	Total
PS	0	0	0	0
EE	0	0	0	0
PSD	0	0	0	0
TRF	0	0	0	0
Total	0	0	0	0
FTE	0.00	0.00	0.00	0.00

Est. Fringe	0	0	0	0
<i>Note: Fringes budgeted in House Bill 5 except for certain fringes budgeted directly to MoDOT, Highway Patrol, and Conservation.</i>				

Est. Fringe	0	0	0	0
<i>Note: Fringes budgeted in House Bill 5 except for certain fringes budgeted directly to MoDOT, Highway Patrol, and Conservation.</i>				

Other Funds: N/A

Other Funds: N/A

2. CORE DESCRIPTION

The Department of Social Services (DSS) provides funding to Habitat for Humanity, through Area Resources for Community and Human Services (ARCHS). Habitat for Humanity is a nonprofit organization dedicated to eliminating substandard housing and empowering local families to build and purchase their own home at an affordable price. This program also helps reduce the barriers to home ownership for low-income individuals/families.

3. PROGRAM LISTING (list programs included in this core funding)

Habitat for Humanity

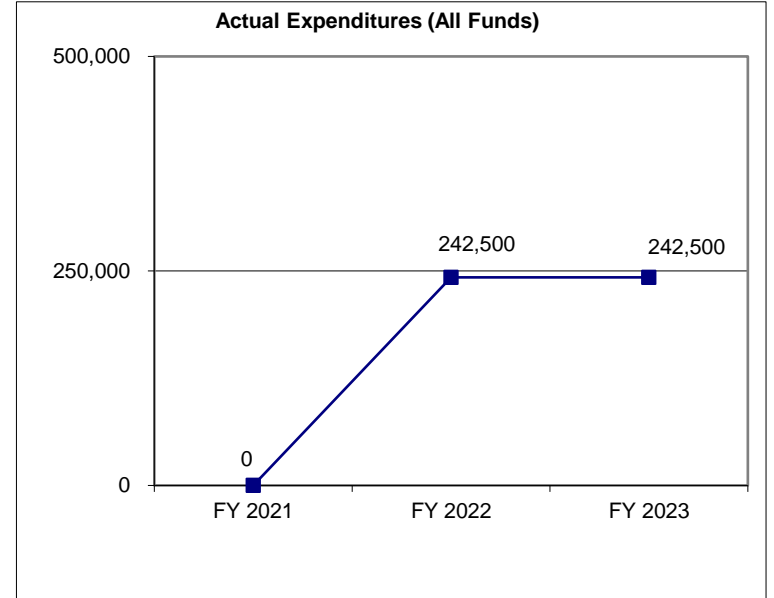
CORE DECISION ITEM

Department: Social Services
Division: Family Support
Core: Habitat for Humanity

Budget Unit: 90180C
HB Section: 11.265

4. FINANCIAL HISTORY

	FY 2021 Actual	FY 2022 Actual	FY 2023 Actual	FY 2024 Current Yr.
Appropriation (All Funds)	0	250,000	250,000	250,000
Less Reverted (All Funds)	0	(7,500)	(7,500)	(7,500)
Less Restricted:	0	0	0	0
Budget Authority (All Funds)	0	242,500	242,500	242,500
Actual Expenditures (All Funds)	0	242,500	242,500	N/A
Unexpended (All Funds)	0	0	0	N/A
Unexpended, by Fund:				
General Revenue	0	0	0	N/A
Federal	0	0	0	N/A
Other	0	0	0	N/A
		(1)		



*Current Year restricted amount is as of September 1, 2023.

Reverted includes Governor's standard three- percent reserve (when applicable) and any extraordinary expenditure restrictions.

NOTES:

(1) FY 2022 - Funding in the amount of \$250,000 GR was approved for this core.

CORE RECONCILIATION DETAIL

**DEPARTMENT OF SOCIAL SERVICES
HABITAT FOR HUMANITY-STL**

5. CORE RECONCILIATION DETAIL

	Budget Class	FTE	GR	Federal	Other	Total	Explanation
TAFP AFTER VETOES							
	PD	0.00	250,000	0	0	250,000	
	Total	0.00	250,000	0	0	250,000	
DEPARTMENT CORE REQUEST							
	PD	0.00	250,000	0	0	250,000	
	Total	0.00	250,000	0	0	250,000	
GOVERNOR'S RECOMMENDED CORE							
	PD	0.00	250,000	0	0	250,000	
	Total	0.00	250,000	0	0	250,000	

DECISION ITEM SUMMARY

Budget Unit									
Decision Item	FY 2023	FY 2023	FY 2024	FY 2024	FY 2025	FY 2025	*****	*****	
Budget Object Summary	ACTUAL	ACTUAL	BUDGET	BUDGET	DEPT REQ	DEPT REQ	SECURED	SECURED	
Fund	DOLLAR	FTE	DOLLAR	FTE	DOLLAR	FTE	COLUMN	COLUMN	
HABITAT FOR HUMANITY-STL									
CORE									
PROGRAM-SPECIFIC									
GENERAL REVENUE	242,500	0.00	250,000	0.00	250,000	0.00	0	0.00	
TOTAL - PD	242,500	0.00	250,000	0.00	250,000	0.00	0	0.00	
TOTAL	242,500	0.00	250,000	0.00	250,000	0.00	0	0.00	
GRAND TOTAL	\$242,500	0.00	\$250,000	0.00	\$250,000	0.00	\$0	0.00	

DECISION ITEM DETAIL

Budget Unit	FY 2023	FY 2023	FY 2024	FY 2024	FY 2025	FY 2025	*****	*****
Decision Item	ACTUAL	ACTUAL	BUDGET	BUDGET	DEPT REQ	DEPT REQ	SECURED	SECURED
Budget Object Class	DOLLAR	FTE	DOLLAR	FTE	DOLLAR	FTE	COLUMN	COLUMN
HABITAT FOR HUMANITY-STL								
CORE								
PROGRAM DISTRIBUTIONS	242,500	0.00	250,000	0.00	250,000	0.00	0	0.00
TOTAL - PD	242,500	0.00	250,000	0.00	250,000	0.00	0	0.00
GRAND TOTAL	\$242,500	0.00	\$250,000	0.00	\$250,000	0.00	\$0	0.00
GENERAL REVENUE	\$242,500	0.00	\$250,000	0.00	\$250,000	0.00		0.00
FEDERAL FUNDS	\$0	0.00	\$0	0.00	\$0	0.00		0.00
OTHER FUNDS	\$0	0.00	\$0	0.00	\$0	0.00		0.00

PROGRAM DESCRIPTION

Department: Social Services

HB Section(s): 11.265

Program Name: Habitat for Humanity

Program is found in the following core budget(s): Habitat for Humanity

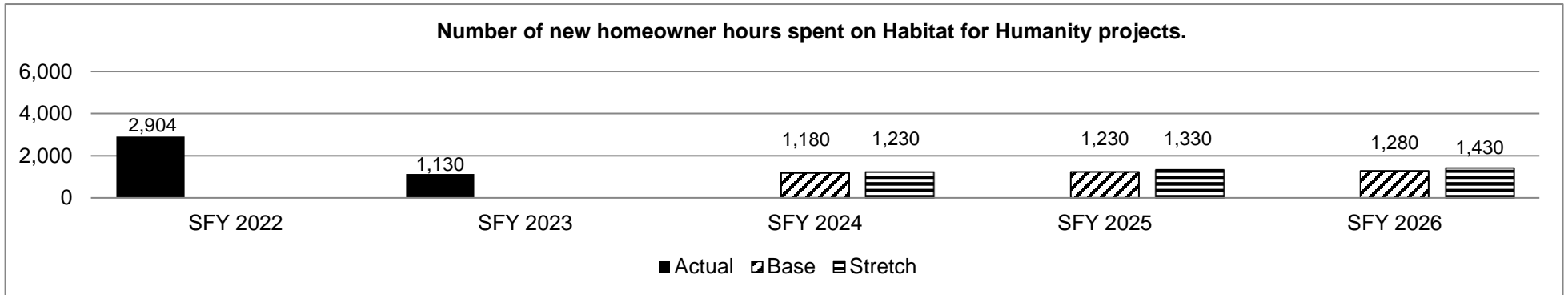
1a. What strategic priority does this program address?

Economic independence for Missourians

1b. What does this program do?

The Department of Social Services (DSS) provides funding to Area Resources for Community and Human Services (ARCHS) for the Habitat for Humanity of St. Louis (HFHSL). Habitat for Humanity is a nonprofit organization dedicated to eliminating substandard housing and empowering local families to build and purchase their own home. This program grants families the opportunity to build and purchase their own homes at affordable prices. HFHSL invites community members to serve as volunteers in the build process working side-by-side with the homebuyer families. Additionally, HFHSL offers a "Habitat Home Repair Program" in partnership with St. Louis Community Development Administration, to serve low-to-moderate income homeowners with critical home repair needs in the City of St. Louis.

2a. Provide an activity measure(s) for the program.



*This is a new measure starting SFY 2022. Homeowners may achieve their required work hours in multiple SFYs while their home is being built.

PROGRAM DESCRIPTION


Department: Social Services

HB Section(s): 11.265

Program Name: Habitat for Humanity

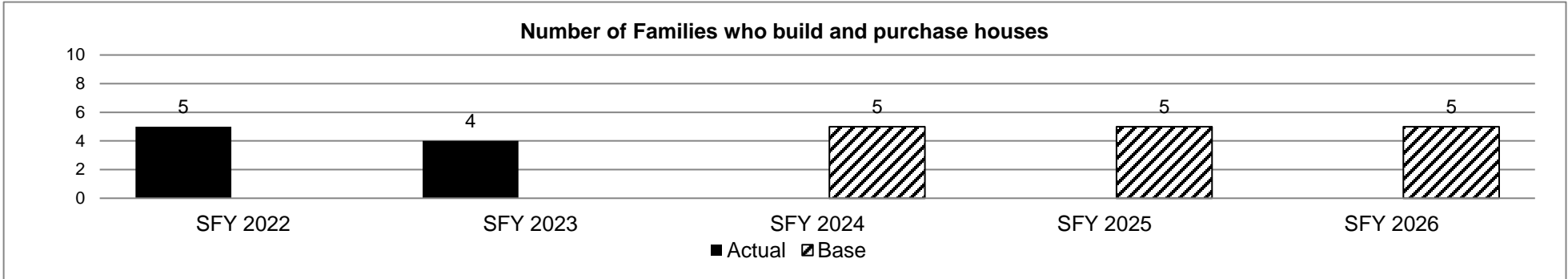
Program is found in the following core budget(s): Habitat for Humanity

2b. Provide a measure(s) of the program's quality.



*This is a new measure starting SFY 2023

2c. Provide a measure(s) of the program's impact.



*This is a new measure starting SFY 2022

PROGRAM DESCRIPTION

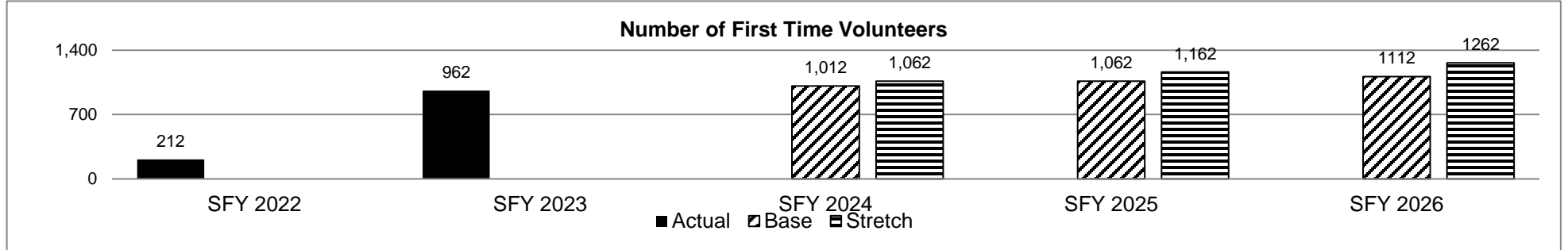
Department: Social Services

HB Section(s): 11.265

Program Name: Habitat for Humanity

Program is found in the following core budget(s): Habitat for Humanity

2d. Provide a measure(s) of the program's efficiency.



*This is a new measure starting SFY 2022

PROGRAM DESCRIPTION

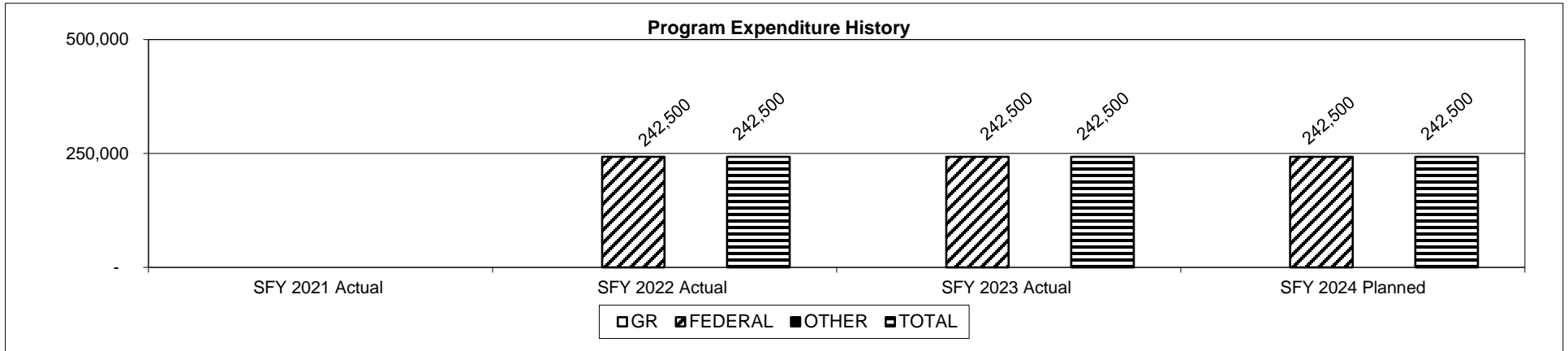
Department: Social Services

HB Section(s): 11.265

Program Name: Habitat for Humanity

Program is found in the following core budget(s): Habitat for Humanity

3. Provide actual expenditures for the prior three fiscal years and planned expenditures for the current fiscal year. (Note: Amounts do not include fringe benefit costs.)



SFY 2024 Planned expenditures are net of reverted.

4. What are the sources of the "Other " funds?

N/A

5. What is the authorization for this program, i.e., federal or state statute, etc.? (Include the federal program number, if applicable.)

HB 11 (DSS Appropriations bill).

6. Are there federal matching requirements? If yes, please explain.

No.

7. Is this a federally mandated program? If yes, please explain.

No.

Core - Domestic Violence

CORE DECISION ITEM

Department: Social Services
 Division: Family Support
 Core: Domestic Violence

Budget Unit: 90230C
 HB Section: 11.270

1. CORE FINANCIAL SUMMARY

	FY 2025 Budget Request			
	GR	Federal	Other	Total
PS	0	0	0	0
EE	541,832	77,345	0	619,177
PSD	4,458,168	9,627,817	0	14,085,985
TRF	0	0	0	0
Total	5,000,000	9,705,162	0	14,705,162
FTE	0.00	0.00	0.00	0.00

	FY 2025 Governor's Recommendation			
	GR	Federal	Other	Total
PS	0	0	0	0
EE	0	0	0	0
PSD	0	0	0	0
TRF	0	0	0	0
Total	0	0	0	0
FTE	0.00	0.00	0.00	0.00

Est. Fringe	0	0	0	0
<i>Note: Fringes budgeted in House Bill 5 except for certain fringes budgeted directly to MoDOT, Highway Patrol, and Conservation.</i>				

Est. Fringe	0	0	0	0
<i>Note: Fringes budgeted in House Bill 5 except for certain fringes budgeted directly to MoDOT, Highway Patrol, and Conservation.</i>				

Other Funds: N/A

Other Funds: N/A

2. CORE DESCRIPTION

The Department of Social Services (DSS) provides funding to domestic violence shelters and programs throughout the state. These shelters provide residential facilities and support services for victims of domestic violence and their children.

3. PROGRAM LISTING (list programs included in this core funding)

Domestic Violence

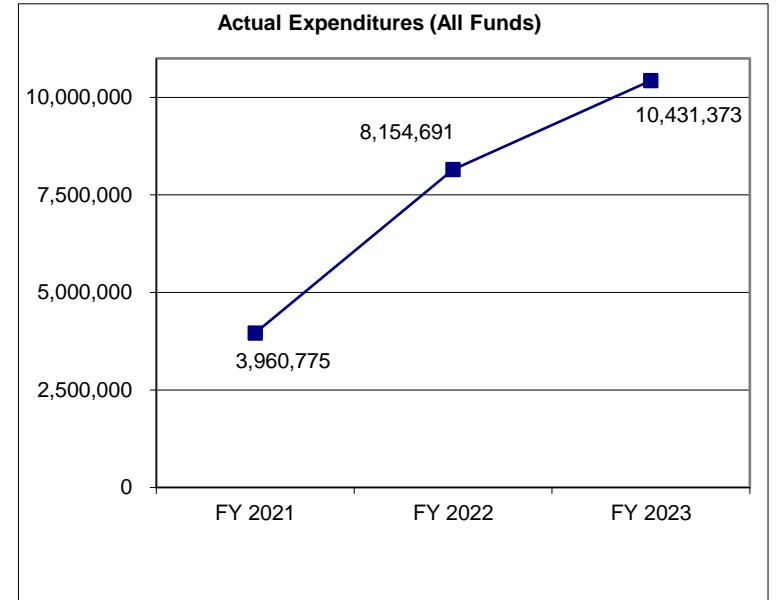
CORE DECISION ITEM

Department: Social Services
Division: Family Support
Core: Domestic Violence

Budget Unit: 90230C
HB Section: 11.270

4. FINANCIAL HISTORY

	FY 2021 Actual	FY 2022 Actual	FY 2023 Actual	FY 2024 Current Yr.
Appropriation (All Funds)	9,360,034	20,355,058	17,025,525	17,409,001
Less Reverted (All Funds)	(150,000)	(150,000)	(150,000)	(150,000)
Less Restricted:	0	0	0	0
Budget Authority (All Funds)	9,210,034	20,205,058	16,875,525	17,259,001
Actual Expenditures (All Funds)	3,960,775	8,154,691	10,431,373	N/A
Unexpended (All Funds)	5,249,259	12,050,367	6,444,152	N/A
Unexpended, by Fund:				
General Revenue	4,850,000	401,443	90,504	N/A
Federal	399,259	11,648,924	6,353,648	N/A
Other	0	0	0	N/A
	(1)	(2)	(3)	(4)



*Current Year restricted amount is as of September 1, 2023.

Reverted includes Governor's standard three- percent reserve (when applicable) and any extraordinary expenditure restrictions.

NOTES:

(1) FY 2021 - Additional appropriation authority of \$528,000 was funded to cover departmental costs related to the COVID-19 pandemic through CARES Act funding. There was a transfer of \$1,840,000 in VOCA funding to HB section 11.200. \$4,850,000 GR was in restriction until March 2021, not allowing enough time to be spent. There was an additional appropriation authority of \$115,510 for a fall supplemental.

(2) FY 2022 - There was a core reduction in stimulus funds of \$139,270 FF based on expended amount. There was a reduction of \$115,510 FF for the Domestic Violence CTC. There was additional expenditures due to agency reserves being placed on stimulus funds. There was a increase of \$11,249,804 FF.

(3) FY 2023- There was a decrease of \$2,940,803 FF and a core decrease of \$450,655 FF.

(4) FY 2024- There was a increase of \$383,476 FF for DV Shelter Award Authority.

CORE RECONCILIATION DETAIL

**DEPARTMENT OF SOCIAL SERVICES
DOMESTIC VIOLENCE**

5. CORE RECONCILIATION DETAIL

	Budget Class	FTE	GR	Federal	Other	Total	Explanation
TAFP AFTER VETOES							
	EE	0.00	541,832	77,345	0	619,177	
	PD	0.00	4,458,168	12,331,656	0	16,789,824	
	Total	0.00	5,000,000	12,409,001	0	17,409,001	
DEPARTMENT CORE ADJUSTMENTS							
Core Reduction	832 1207 PD	0.00	0	(716,703)	0	(716,703)	Core reducing approp by amount of expenditures as of September 1, 2023.
Core Reduction	832 1206 PD	0.00	0	(1,987,136)	0	(1,987,136)	Core reducing approp by amount of expenditures as of September 1, 2023.
	NET DEPARTMENT CHANGES	0.00	0	(2,703,839)	0	(2,703,839)	
DEPARTMENT CORE REQUEST							
	EE	0.00	541,832	77,345	0	619,177	
	PD	0.00	4,458,168	9,627,817	0	14,085,985	
	Total	0.00	5,000,000	9,705,162	0	14,705,162	
GOVERNOR'S RECOMMENDED CORE							
	EE	0.00	541,832	77,345	0	619,177	
	PD	0.00	4,458,168	9,627,817	0	14,085,985	
	Total	0.00	5,000,000	9,705,162	0	14,705,162	

DECISION ITEM SUMMARY

Budget Unit									
Decision Item	FY 2023	FY 2023	FY 2024	FY 2024	FY 2025	FY 2025	*****	*****	
Budget Object Summary	ACTUAL	ACTUAL	BUDGET	BUDGET	DEPT REQ	DEPT REQ	SECURED	SECURED	
Fund	DOLLAR	FTE	DOLLAR	FTE	DOLLAR	FTE	COLUMN	COLUMN	
DOMESTIC VIOLENCE									
CORE									
EXPENSE & EQUIPMENT									
GENERAL REVENUE	0	0.00	541,832	0.00	541,832	0.00	0	0.00	
TEMP ASSIST NEEDY FAM FEDERAL	0	0.00	62,103	0.00	62,103	0.00	0	0.00	
DEPT OF SOC SERV FEDERAL & OTH	0	0.00	15,242	0.00	15,242	0.00	0	0.00	
TOTAL - EE	0	0.00	619,177	0.00	619,177	0.00	0	0.00	
PROGRAM-SPECIFIC									
GENERAL REVENUE	4,759,496	0.00	4,458,168	0.00	4,458,168	0.00	0	0.00	
TEMP ASSIST NEEDY FAM FEDERAL	1,499,340	0.00	1,537,897	0.00	1,537,897	0.00	0	0.00	
DEPT OF SOC SERV FEDERAL & OTH	1,935,229	0.00	2,484,758	0.00	2,484,758	0.00	0	0.00	
DSS FEDERAL STIM 2021 FUND	2,237,308	0.00	8,309,001	0.00	5,605,162	0.00	0	0.00	
TOTAL - PD	10,431,373	0.00	16,789,824	0.00	14,085,985	0.00	0	0.00	
TOTAL	10,431,373	0.00	17,409,001	0.00	14,705,162	0.00	0	0.00	
GRAND TOTAL	\$10,431,373	0.00	\$17,409,001	0.00	\$14,705,162	0.00	\$0	0.00	

DECISION ITEM DETAIL

Budget Unit	FY 2023	FY 2023	FY 2024	FY 2024	FY 2025	FY 2025	*****	*****
Decision Item	ACTUAL	ACTUAL	BUDGET	BUDGET	DEPT REQ	DEPT REQ	SECURED	SECURED
Budget Object Class	DOLLAR	FTE	DOLLAR	FTE	DOLLAR	FTE	COLUMN	COLUMN
DOMESTIC VIOLENCE								
CORE								
PROFESSIONAL SERVICES	0	0.00	619,177	0.00	619,177	0.00	0	0.00
TOTAL - EE	0	0.00	619,177	0.00	619,177	0.00	0	0.00
PROGRAM DISTRIBUTIONS	10,431,373	0.00	16,789,824	0.00	14,085,985	0.00	0	0.00
TOTAL - PD	10,431,373	0.00	16,789,824	0.00	14,085,985	0.00	0	0.00
GRAND TOTAL	\$10,431,373	0.00	\$17,409,001	0.00	\$14,705,162	0.00	\$0	0.00
GENERAL REVENUE	\$4,759,496	0.00	\$5,000,000	0.00	\$5,000,000	0.00		0.00
FEDERAL FUNDS	\$5,671,877	0.00	\$12,409,001	0.00	\$9,705,162	0.00		0.00
OTHER FUNDS	\$0	0.00	\$0	0.00	\$0	0.00		0.00

PROGRAM DESCRIPTION

Department: Social Services

HB Section(s): 11.270

Program Name: Domestic Violence

Program is found in the following core budget(s): Domestic Violence

1a. What strategic priority does this program address?

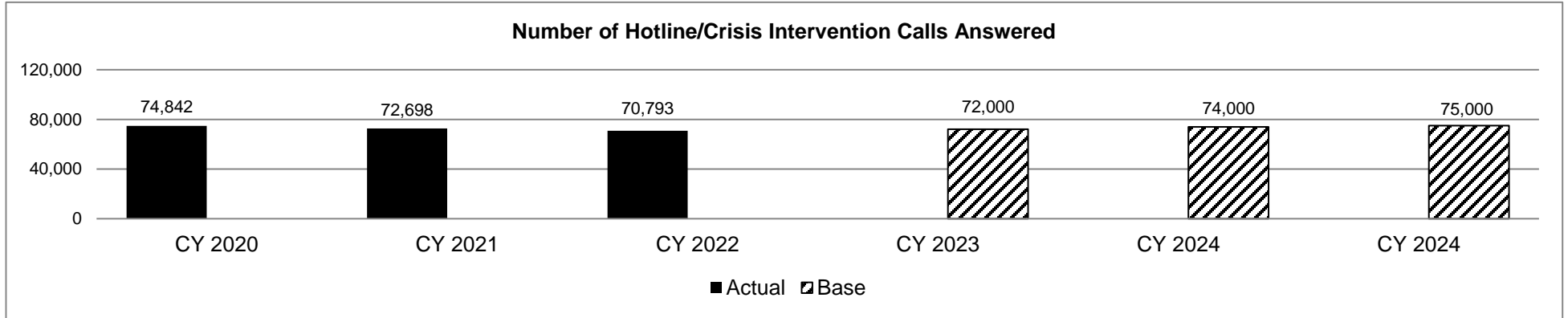
Ensure Missourians secure and sustain healthy, safe, and productive lives.

1b. What does this program do?

The Department of Social Services (DSS) provides funding to the Domestic Violence Program basis to support community-based domestic violence shelters and programs throughout the state. DSS has contracts with 61 providers for services related to the emotional healing and recovery of victims of domestic violence and their children. Shelters provide care (including provision for free daily meals) 24 hours a day, 7 days a week, and assures a safe and protective environment for the victim and their dependents.

Examples of support services include: 24-hour hotline calls, crisis intervention, case management, legal advocacy, professional therapy, support groups, community education and public awareness, prevention services, interpreting and translation services, batterer intervention, and advocacy/case management.

2a. Provide an activity measure(s) for the program.



Examples of support services include: 24-hour hotline calls, crisis intervention, case management, legal advocacy, professional therapy, support groups, community education and public awareness, prevention services, interpreting and translation services, batterer intervention, and advocacy/case management.

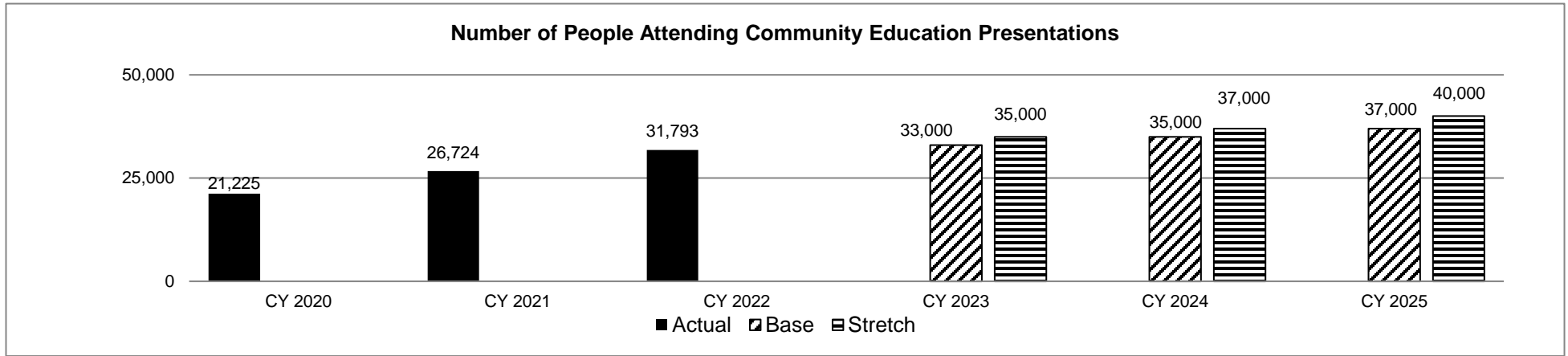
PROGRAM DESCRIPTION

Department: Social Services

HB Section(s): 11.270

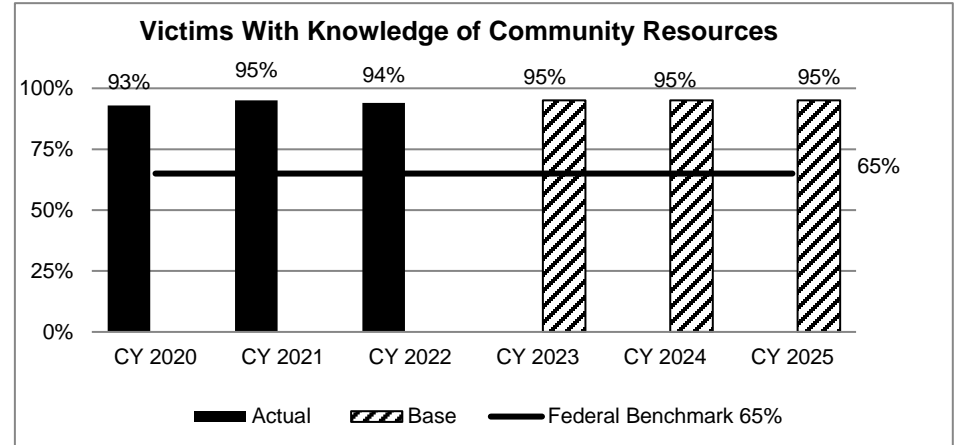
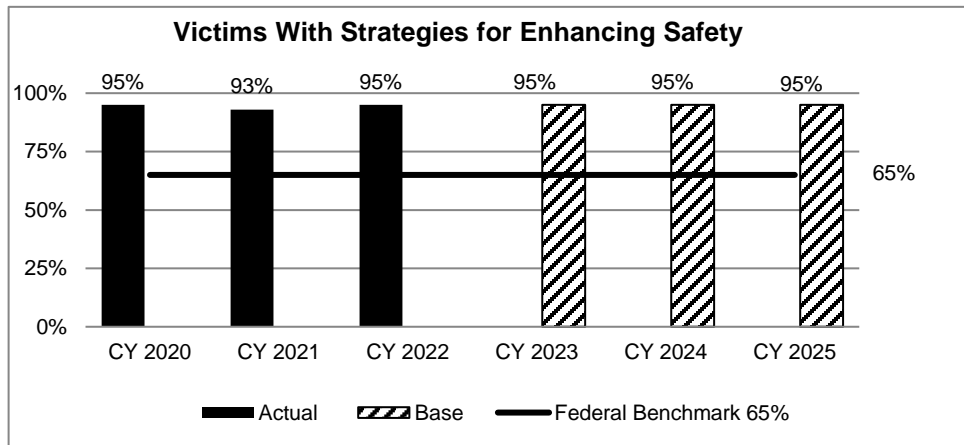
Program Name: Domestic Violence

Program is found in the following core budget(s): Domestic Violence



These statistics are provided by MCADSV. The statistics are gathered from all MCADSV member programs statewide, a majority of which are also DSS contractors.

2b. Provide a measure(s) of the program's quality.



PROGRAM DESCRIPTION

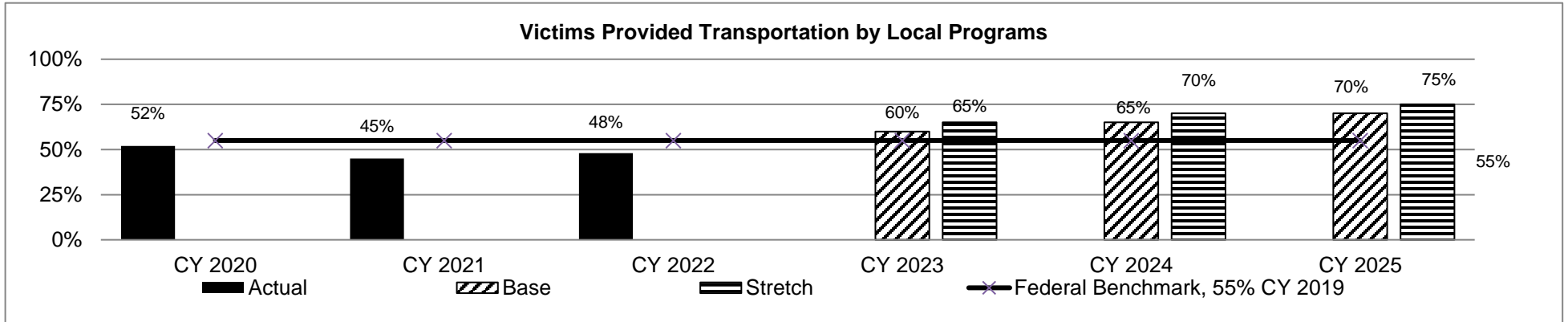
Department: Social Services

HB Section(s): 11.270

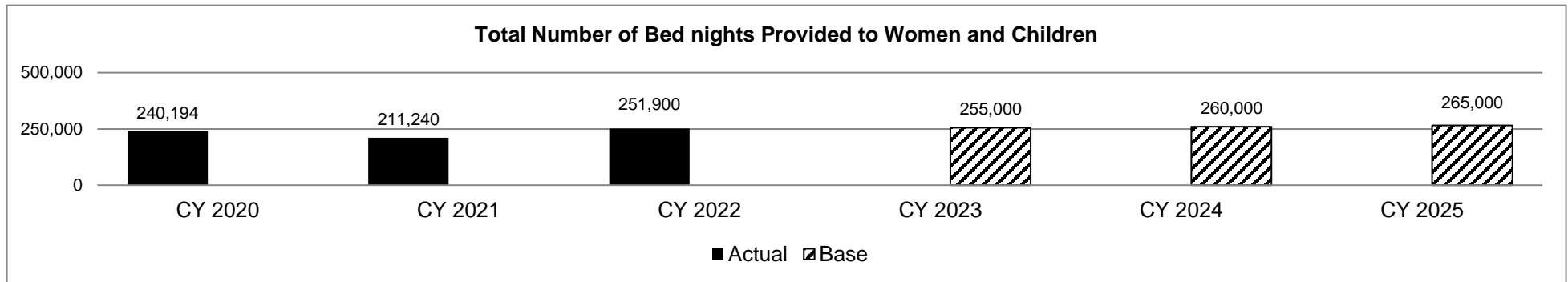
Program Name: Domestic Violence

Program is found in the following core budget(s): Domestic Violence

2c. Provide a measure(s) of the program's impact.



This information is from the DV Counts Point in Time Annual Survey which is taken in September. When at the shelter, many victims have no transportation. Transportation is a critical service for victims.



These statistics are provided by MCADSV. The statistics are gathered from all MCADSV member programs statewide, a majority of which are also DSS contractors.

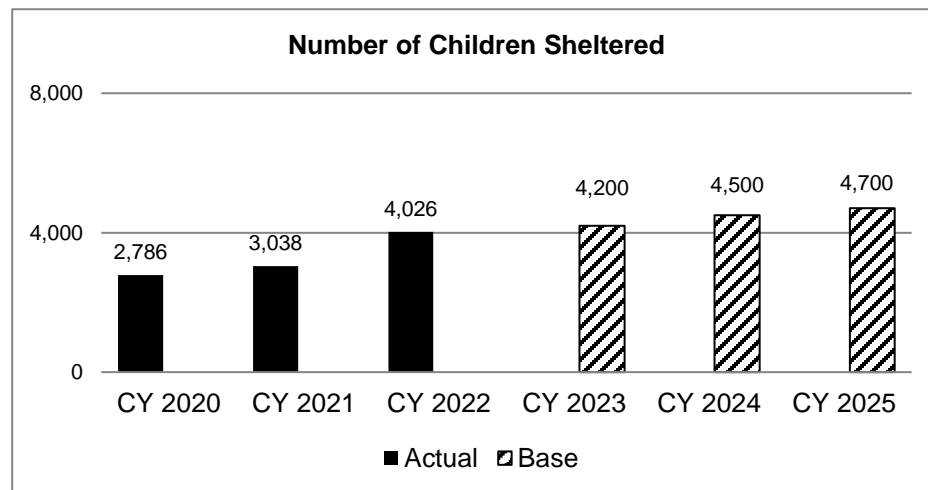
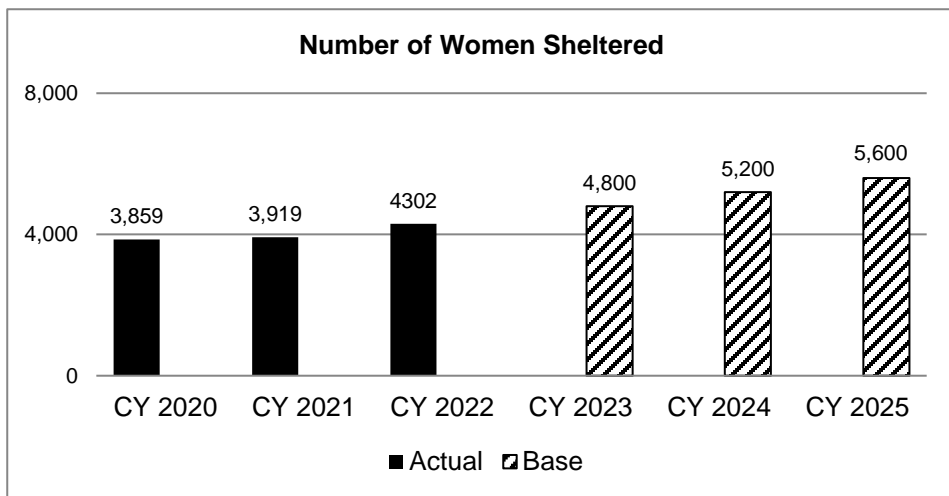
PROGRAM DESCRIPTION

Department: Social Services

HB Section(s): 11.270

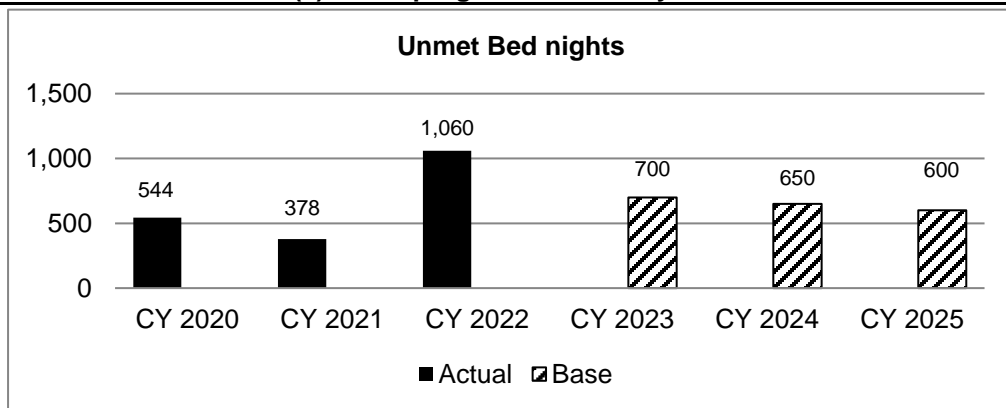
Program Name: Domestic Violence

Program is found in the following core budget(s): Domestic Violence



These statistics are provided by MCADSV. The statistics are gathered from all MCADSV member programs statewide, a majority of which are also DSS contractors.

2d. Provide a measure(s) of the program's efficiency.



DV Counts Point in Time Annual Survey, taken in September, shows that Missouri is utilizing shelter/programs to the fullest extent because services go unmet. This chart shows the number of unmet requests at one point-in-time in Missouri.

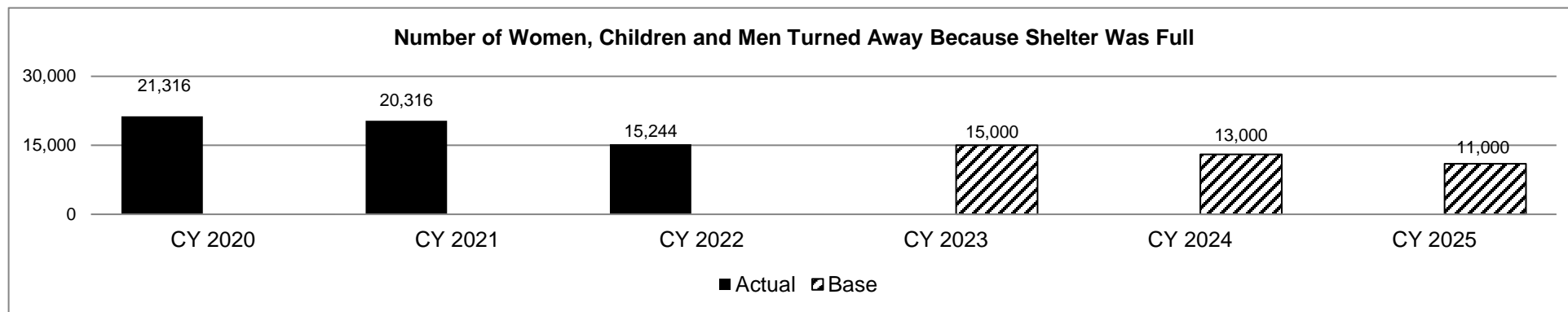
PROGRAM DESCRIPTION

Department: Social Services

HB Section(s): 11.270

Program Name: Domestic Violence

Program is found in the following core budget(s): Domestic Violence



These statistics are provided by MCADSV. The statistics are gathered from all MCADSV member programs statewide, a majority of which are also DSS contractors.

PROGRAM DESCRIPTION

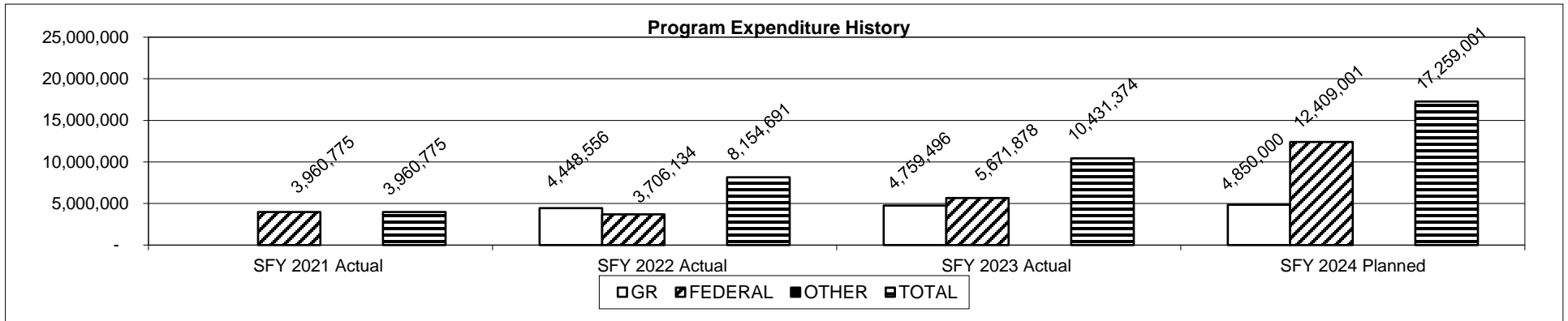
Department: Social Services

HB Section(s): 11.270

Program Name: Domestic Violence

Program is found in the following core budget(s): Domestic Violence

3. Provide actual expenditures for the prior three fiscal years and planned expenditures for the current fiscal year. (Note: Amounts do not include fringe benefit costs.)



SFY 2024 Planned expenditures are net of reverted.

4. What are the sources of the "Other " funds?

N/A

5. What is the authorization for this program, i.e., federal or state statute, etc.? (Include the federal program number, if applicable.)

Missouri Statute: Chapters 455 and 210, RSMo. The Family Violence Prevention and Services Act (FVPSA) Grants for Battered Women's Shelters/Grants to States also authorizes the program and is under the Catalog of Federal Domestic Assistance (CFDA) Number 93.671. FVPSA is awarded under the Title III of the Child Abuse Amendments of 1984 (Public Law [Pub. L.] 98-457, 42 United States Code [U.S.C.] 10404 (a) (4)). The Act was most recently amended by Section 201 of the Child Abuse Prevention and Treatment Act (CAPTA) Reauthorization Act of 2010, Pub. L. 111-320. The program is further authorized by the Coronavirus Aid, Relief, and Economic Security (CARES) Act (Public Law 116-136).

6. Are there federal matching requirements? If yes, please explain.

Yes. Expenditures are claimed to Family Violence and Prevention (80% FF and 20% State Match) and TANF. Expenditures for the Temporary Assistance for Needy Families (TANF) are claimed based on program requirements. Expenditures of the TANF block grant are reimbursed at 100% FF, not to exceed the block grant amount. State Maintenance of Effort (MOE) is required to earn the full TANF block grant. Expenditures that meet MOE requirements are used to satisfy the amount required to earn the TANF block grant.

7. Is this a federally mandated program? If yes, please explain.

No.

	A	B	C	D	E	F	G	H	I	J
1										
2		Domestic Violence		Sexual Violence	Family Violence Prevention Services Act	Emergency Shelter	ARPA			Total Award
3	Name of Entity	General Revenue	TANF	General Revenue	Federal (FVPSA)	TANF	ARPA	ARPA SV	ARPA COVID	
4	AVENUES	\$66,768	\$24,823	\$20,996	\$23,727	\$11,357	\$7,296	\$10,996	\$26,979	\$192,943
5	Agape House	\$111,708	\$42,345	\$0	\$67,091	\$22,194	\$20,629	\$0	\$37,468	\$301,435
6	ALIVE, Inc. (Alternative to Living in Violent Environments)	\$66,701	\$24,797	\$20,950	\$24,598	\$0	\$7,564	\$10,973	\$25,498	\$181,081
7	Audrain County Crisis Intervention Services	\$39,105	\$14,037	\$12,104	\$8,214	\$5,920	\$2,526	\$6,339	\$14,498	\$102,743
8	Barnes-Jewish Hospital (AWARE)	\$35,039	\$12,452	\$0	\$4,805	\$0	\$1,478	\$0	\$7,633	\$61,406
9	North Star Advocacy	\$67,273	\$25,019	\$0	\$0	\$0	\$0	\$0	\$13,100	\$105,392
10	Christos House, Inc.	\$190,852	\$73,204	\$52,282	\$85,038	\$14,680	\$26,148	\$27,382	\$75,175	\$544,760
11	Citizens Against Domestic Violence (CADV), Inc	\$67,344	\$25,048	\$20,117	\$32,395	\$12,160	\$9,961	\$10,536	\$28,482	\$206,042
12	Citizens Against Spouse Abuse (CASA), Inc	\$67,927	\$25,274	\$28,981	\$75,353	\$15,834	\$23,170	\$15,178	\$40,452	\$292,169
13	Coalition Against Rape & Domestic Violence (CARDV)	\$67,217	\$24,997	\$22,527	\$27,878	\$0	\$8,572	\$11,798	\$26,806	\$189,796
14	Community Advocate & Resource Empowerment (C.A.R.E.) of Atchison County, Inc.	\$33,348	\$11,792	\$0	\$2,979	\$0	\$916	\$0	\$6,960	\$55,995
15	Community Treatment, Inc. (COMTREA)	\$66,668	\$24,784	\$12,918	\$17,729	\$10,638	\$5,451	\$6,766	\$22,680	\$167,634
16	COPE, Inc. (Council to Prevent Family Violence)	\$67,765	\$25,212	\$19,874	\$39,692	\$12,866	\$12,205	\$10,409	\$29,927	\$217,949
17	Council on Families in Crisis, Inc.	\$68,008	\$25,307	\$18,122	\$25,460	\$11,479	\$7,829	\$9,491	\$26,473	\$192,170
18	Crime Victim Advocacy Center of St. Louis (CVAC)	\$65,521	\$24,337	\$18,115	\$7,572	\$0	\$2,328	\$9,488	\$21,030	\$148,391
19	DeafLEAD	\$66,932	\$24,887	\$21,261	\$25,278	\$0	\$7,772	\$11,135	\$25,787	\$183,052
20	Family Self Help Center Inc. DBA Lafayette House	\$68,322	\$25,431	\$21,644	\$74,305	\$0	\$22,848	\$11,336	\$35,306	\$259,192
21	Family Violence Center, Inc. DBA Harmony House	\$68,105	\$25,344	\$0	\$54,199	\$12,519	\$16,665	\$0	\$25,100	\$201,932
22	Good Samaritan Resource Center of Pulaski County DBA GENESIS: A Place of New Beginnings	\$66,315	\$24,646	\$11,111	\$43,132	\$12,914	\$13,262	\$5,819	\$26,963	\$204,162
23	KVC Niles MOGreat Circle	\$43,464	\$15,737	\$21,449	\$51,917	\$7,251	\$15,964	\$11,234	\$27,202	\$194,216
24	Green Hills Women's Shelter	\$128,083	\$48,729	\$23,098	\$17,360	\$19,126	\$5,338	\$12,098	\$39,794	\$293,625
25	Harbor House	\$61,135	\$22,627	\$14,222	\$39,233	\$11,749	\$12,063	\$7,448	\$26,232	\$194,708
26	Haven House, Inc.	\$68,120	\$25,350	\$13,658	\$52,179	\$13,894	\$16,044	\$7,154	\$30,103	\$226,502
27	Hope Haven of Cass County, Inc.	\$68,170	\$25,369	\$0	\$59,622	\$14,586	\$18,333	\$0	\$26,413	\$212,493
28	Hope House, Inc.	\$132,089	\$50,292	\$0	\$161,838	\$32,560	\$49,763	\$0	\$60,544	\$487,086
29	House of Hope, Inc (Lexington)	\$65,033	\$24,146	\$19,978	\$28,935	\$11,419	\$8,897	\$10,463	\$27,226	\$196,097
30	House of Refuge for Abused and Battered Women	\$48,983	\$17,888	\$13,404	\$26,321	\$9,137	\$8,093	\$7,020	\$20,757	\$151,604
31	Jefferson City Rape & Abuse Crisis Service, Inc	\$67,835	\$25,239	\$26,862	\$61,645	\$14,747	\$18,955	\$14,069	\$36,932	\$266,284
32	Legal Aid of Western Mo	\$63,621	\$23,596	\$0	\$44,606	\$0	\$13,716	\$0	\$20,658	\$166,196
33	Legal Services of Eastern Missouri, Inc	\$69,664	\$25,952	\$0	\$13,630	\$0	\$4,191	\$0	\$16,101	\$129,539
34	Legal Services of Southern Missouri	\$101,535	\$38,371	\$16,318	\$22,262	\$0	\$6,845	\$8,546	\$30,179	\$224,056
35	Life Source Consultants	\$102,333	\$38,690	\$26,892	\$10,063	\$0	\$3,094	\$14,084	\$32,083	\$227,239
36	Lydia's House, Inc.	\$68,105	\$25,344	\$0	\$31,995	\$0	\$9,838	\$0	\$19,202	\$154,484
37	Metropolitan Organization to Counter Sexual Assault (MOCSA)	\$0	\$0	\$516,646	\$0	\$0	\$0	\$270,590	\$195,945	\$983,180
38	Mid-Missouri Legal Services Corporation	\$72,500	\$27,058	\$0	\$21,045	\$0	\$6,471	\$0	\$18,037	\$145,111
39	Newhouse	\$68,085	\$25,336	\$17,039	\$54,185	\$14,007	\$16,661	\$8,924	\$31,767	\$236,005
40	Phelps County Family Crisis Services, Inc.	\$189,487	\$72,671	\$33,441	\$39,386	\$12,911	\$12,111	\$17,514	\$59,036	\$436,557
41	Polk County House of Hope	\$68,218	\$25,388	\$24,086	\$43,731	\$13,143	\$13,446	\$12,615	\$32,403	\$233,030
42	Preferred Family Healthcare Inc.	\$111,128	\$42,119	\$10,437	\$19,843	\$17,288	\$6,101	\$5,466	\$31,847	\$244,228
43	Regional Family Crisis Center	\$68,113	\$25,347	\$0	\$44,011	\$13,169	\$13,533	\$0	\$23,303	\$187,476
44	Rose Brooks Center	\$71,464	\$26,654	\$0	\$74,258	\$16,378	\$22,833	\$0	\$30,033	\$241,620
45	Safe Connections	\$73,703	\$27,526	\$24,704	\$35,171	\$0	\$10,814	\$12,939	\$30,265	\$215,122
46	Safe House for Women, Inc.	\$64,901	\$24,095	\$0	\$26,321	\$11,261	\$8,093	\$0	\$19,115	\$153,786

	A	B	C	D	E	F	G	H	I	J
3	Name of Entity	General Revenue	TANF	General Revenue	Federal (FVPSA)	TANF	ARPA	ARPA SV	ARPA COVID	Total Award
47	Safe Passage Domestic Violence Center, Inc.	\$55,473	\$20,418	\$14,736	\$2,412	\$7,739	\$742	\$7,718	\$17,907	\$127,145
48	Southeast Missouri Family Violence Council	\$59,337	\$21,926	\$13,008	\$49,622	\$13,633	\$15,258	\$6,813	\$27,612	\$207,210
49	St. Louis County Dept. of Human Services	\$46,070	\$16,753	\$0	\$34,155	\$25,806	\$10,502	\$0	\$18,919	\$152,204
50	St. Martha's Hall	\$68,105	\$25,344	\$0	\$81,108	\$16,432	\$24,939	\$0	\$30,649	\$246,578
51	Survival Adult Abuse Center, Inc.	\$64,641	\$23,993	\$20,149	\$22,166	\$10,869	\$6,816	\$10,553	\$25,879	\$185,066
52	Susanna Wesley Family Learning Center	\$68,087	\$25,336	\$21,626	\$50,540	\$13,341	\$15,540	\$11,327	\$32,736	\$238,532
53	Synergy Services, Inc	\$68,113	\$25,347	\$26,586	\$59,622	\$14,587	\$18,333	\$13,924	\$36,484	\$262,997
54	The Victim Center	\$0	\$0	\$101,311	\$0	\$0	\$0	\$53,061	\$38,424	\$192,796
55	True North of Columbia	\$67,877	\$25,256	\$27,739	\$66,776	\$15,348	\$20,533	\$14,528	\$38,311	\$276,368
56	Victim Witness Assistance Corp. DBA St. Louis Circuit Attorney's Victim Services	\$33,975	\$12,037	\$129,963	\$3,113	\$0	\$957	\$68,067	\$56,399	\$304,512
57	Warren Co Council Against Domestic Violence, Inc. DBA Turning Point	\$69,868	\$26,032	\$22,544	\$31,295	\$12,252	\$9,623	\$11,807	\$29,709	\$213,130
58	Webster Co Victim Assistance Program	\$48,320	\$17,630	\$8,709	\$2,761	\$832	\$849	\$4,561	\$13,295	\$96,957
59	Whole Health Outreach Casa Guadalupe Family Growth Center & Shelter	\$24,274	\$18,432	\$0	\$12,718	\$0	\$3,910	\$0	\$8,422	\$67,756
60	Women of Grace, GIA Community Development Corporation	\$31,377	\$11,024	\$9,510	\$2,258	\$0	\$694	\$4,981	\$10,044	\$69,888
61	Women's Crisis Center of Taney Co., Inc	\$68,252	\$25,401	\$24,820	\$48,556	\$13,567	\$14,930	\$12,999	\$33,644	\$242,169
62	Women's Safe House	\$68,105	\$25,344	\$29,776	\$81,108	\$11,280	\$24,939	\$15,595	\$41,211	\$297,357
63	Young Women's Christian Assoc. of St. Joseph	\$138,989	\$52,982	\$19,292	\$81,088	\$16,264	\$24,933	\$10,104	\$51,923	\$395,575
64	Young Women's Christian Association of Metro St. Louis (YWCA)	\$53,070	\$19,482	\$116,555	\$0	\$0	\$0	\$61,045	\$54,503	\$304,655
65	Total	\$4,260,617	\$1,600,000	\$1,689,559	\$2,248,298	\$547,137	\$691,315	\$884,896	\$1,967,565	\$13,889,387
66										
67										

Core - Emergency Shelter Domestic Violence

CORE DECISION ITEM

Department: Social Services
 Division: Family Support
 Core: Emergency Shelter Domestic Violence

Budget Unit: 90232C
 HB Section: 11.270

1. CORE FINANCIAL SUMMARY

	FY 2025 Budget Request			
	GR	Federal	Other	Total
PS	0	0	0	0
EE	0	27,773	0	27,773
PSD	0	534,364	0	534,364
TRF	0	0	0	0
Total	0	562,137	0	562,137
FTE	0.00	0.00	0.00	0.00

	FY 2025 Governor's Recommendation			
	GR	Federal	Other	Total
PS	0	0	0	0
EE	0	0	0	0
PSD	0	0	0	0
TRF	0	0	0	0
Total	0	0	0	0
FTE	0.00	0.00	0.00	0.00

Est. Fringe	0	0	0	0
--------------------	---	---	---	---

Note: Fringes budgeted in House Bill 5 except for certain fringes budgeted directly to MoDOT, Highway Patrol, and Conservation.

Est. Fringe	0	0	0	0
--------------------	---	---	---	---

Note: Fringes budgeted in House Bill 5 except for certain fringes budgeted directly to MoDOT, Highway Patrol, and Conservation.

Other Funds: N/A

Other Funds: N/A

2. CORE DESCRIPTION

The Department of Social Services (DSS) provides emergency shelter funding on a contractual basis to domestic violence shelters throughout the state. These shelters provide residential facilities and support services for victims of domestic violence and their children who meet Temporary Assistance for Needy Families (TANF) eligibility. This program meets TANF purpose one (1).

3. PROGRAM LISTING (list programs included in this core funding)

Emergency Shelter Domestic Violence

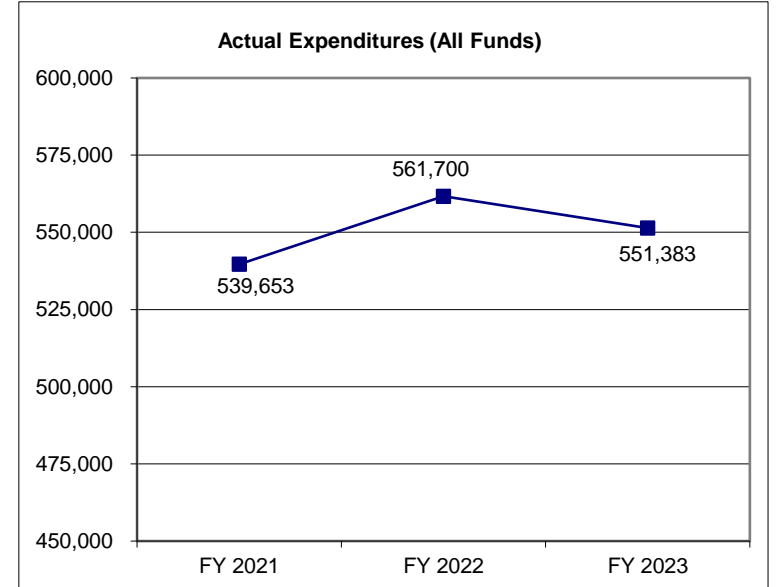
CORE DECISION ITEM

Department: Social Services
Division: Family Support
Core: Emergency Shelter Domestic Violence

Budget Unit: 90232C
HB Section: 11.270

4. FINANCIAL HISTORY

	FY 2021 Actual	FY 2022 Actual	FY 2023 Actual	FY 2024 Current Yr.
Appropriation (All Funds)	562,137	562,137	562,137	562,137
Less Reverted (All Funds)	0	0	0	0
Less Restricted (All Funds)	0	0	0	0
Budget Authority (All Funds)	562,137	562,137	562,137	562,137
Actual Expenditures (All Funds)	539,653	561,700	551,383	N/A
Unexpended (All Funds)	22,484	437	10,754	N/A
Unexpended, by Fund:				
General Revenue	0	0	0	N/A
Federal	22,484	437	10,754	N/A
Other	0	0	0	N/A



*Current Year restricted amount is as of September 1, 2023.
 Reverted includes the statutory three- percent reserve (when applicable).
 Restricted includes any Governor's Expenditure Restriction (when applicable).

NOTES:

CORE RECONCILIATION DETAIL

**DEPARTMENT OF SOCIAL SERVICES
EMRGNCY SHLTR DOM VIOL VICTIMS**

5. CORE RECONCILIATION DETAIL

	Budget Class	FTE	GR	Federal	Other	Total	Explanation
TAFP AFTER VETOES							
	EE	0.00	0	27,773	0	27,773	
	PD	0.00	0	534,364	0	534,364	
	Total	0.00	0	562,137	0	562,137	
DEPARTMENT CORE REQUEST							
	EE	0.00	0	27,773	0	27,773	
	PD	0.00	0	534,364	0	534,364	
	Total	0.00	0	562,137	0	562,137	
GOVERNOR'S RECOMMENDED CORE							
	EE	0.00	0	27,773	0	27,773	
	PD	0.00	0	534,364	0	534,364	
	Total	0.00	0	562,137	0	562,137	

DECISION ITEM SUMMARY

Budget Unit									
Decision Item	FY 2023	FY 2023	FY 2024	FY 2024	FY 2025	FY 2025	*****	*****	
Budget Object Summary	ACTUAL	ACTUAL	BUDGET	BUDGET	DEPT REQ	DEPT REQ	SECURED	SECURED	
Fund	DOLLAR	FTE	DOLLAR	FTE	DOLLAR	FTE	COLUMN	COLUMN	
EMRGNCY SHLTR DOM VIOL VICTIMS									
CORE									
EXPENSE & EQUIPMENT									
TEMP ASSIST NEEDY FAM FEDERAL	23,642	0.00	27,773	0.00	27,773	0.00	0	0.00	
TOTAL - EE	23,642	0.00	27,773	0.00	27,773	0.00	0	0.00	
PROGRAM-SPECIFIC									
TEMP ASSIST NEEDY FAM FEDERAL	527,741	0.00	534,364	0.00	534,364	0.00	0	0.00	
TOTAL - PD	527,741	0.00	534,364	0.00	534,364	0.00	0	0.00	
TOTAL	551,383	0.00	562,137	0.00	562,137	0.00	0	0.00	
GRAND TOTAL	\$551,383	0.00	\$562,137	0.00	\$562,137	0.00	\$0	0.00	

DECISION ITEM DETAIL

Budget Unit	FY 2023	FY 2023	FY 2024	FY 2024	FY 2025	FY 2025	*****	*****
Decision Item	ACTUAL	ACTUAL	BUDGET	BUDGET	DEPT REQ	DEPT REQ	SECURED	SECURED
Budget Object Class	DOLLAR	FTE	DOLLAR	FTE	DOLLAR	FTE	COLUMN	COLUMN
EMRGNCY SHLTR DOM VIOL VICTIMS								
CORE								
PROFESSIONAL SERVICES	23,642	0.00	27,773	0.00	27,773	0.00	0	0.00
TOTAL - EE	23,642	0.00	27,773	0.00	27,773	0.00	0	0.00
PROGRAM DISTRIBUTIONS	527,741	0.00	534,364	0.00	534,364	0.00	0	0.00
TOTAL - PD	527,741	0.00	534,364	0.00	534,364	0.00	0	0.00
GRAND TOTAL	\$551,383	0.00	\$562,137	0.00	\$562,137	0.00	\$0	0.00
GENERAL REVENUE	\$0	0.00	\$0	0.00	\$0	0.00		0.00
FEDERAL FUNDS	\$551,383	0.00	\$562,137	0.00	\$562,137	0.00		0.00
OTHER FUNDS	\$0	0.00	\$0	0.00	\$0	0.00		0.00

PROGRAM DESCRIPTION

Department: Social Services

HB Section(s): 11.270

Program Name: Emergency Shelter Domestic Violence

Program is found in the following core budget(s): Emergency Shelter Domestic Violence

1a. What strategic priority does this program address?

Ensure Missourians secure and sustain healthy, safe, and productive lives.

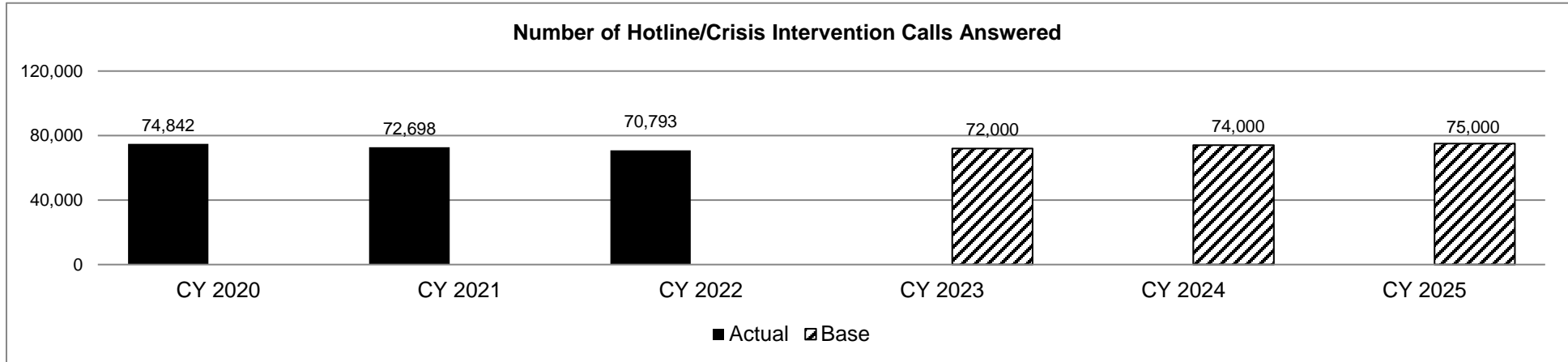
1b. What does this program do?

The Department of Social Services (DSS), Family Support Division (FSD) allocates emergency shelter funding on a contractual basis to community-based domestic violence shelters who provide needed emergency support services to victims of domestic violence and their children who meet Temporary Assistance for Needy Families (TANF) eligibility. These families have at least one or more children in the family or the woman is pregnant and their income does not exceed 185% of the federal poverty guidelines.

Women living in poverty experience violence at higher rates than those with economic independence and employment. They experience violence by their partners at higher rates partially because they have fewer options.

Examples of emergency support services include, but are not limited to, 24-hour hotline calls, crisis intervention, case management and therapy for adults and children. The shelter must be capable of providing care (including provision of free daily meals) 24 hours a day, 7 days a week. The shelter must also assure a safe and protective environment for the victim and the victim's dependent children.

2a. Provide an activity measure(s) for the program.



These statistics are provided by the Missouri Coalition Against Domestic and Sexual Violence (MCADSV). The statistics are gathered from all MCADSV member programs statewide, a majority of which are also DSS contractors.

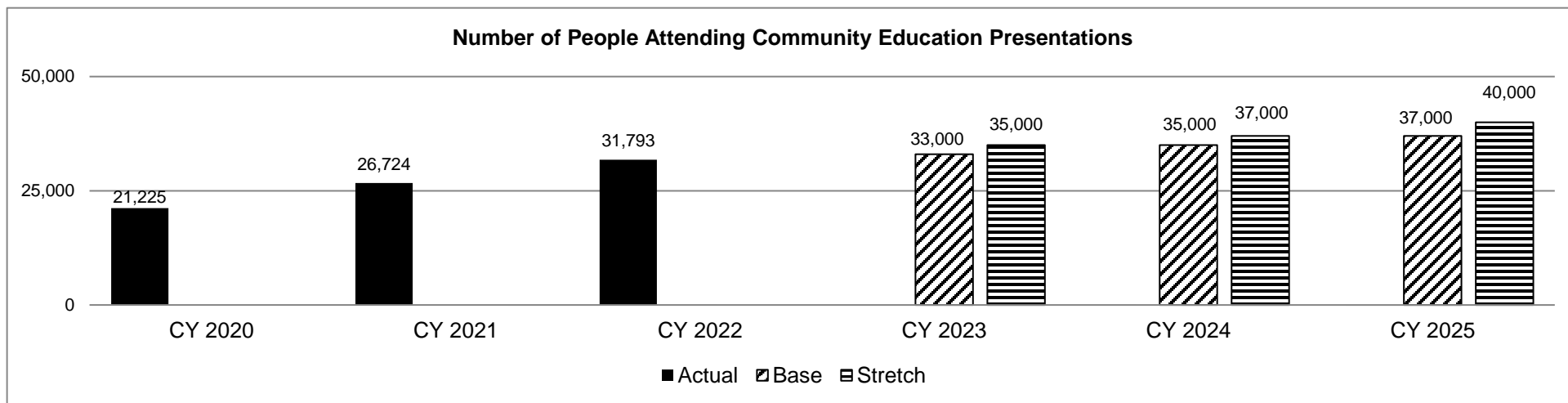
PROGRAM DESCRIPTION

Department: Social Services

HB Section(s): 11.270

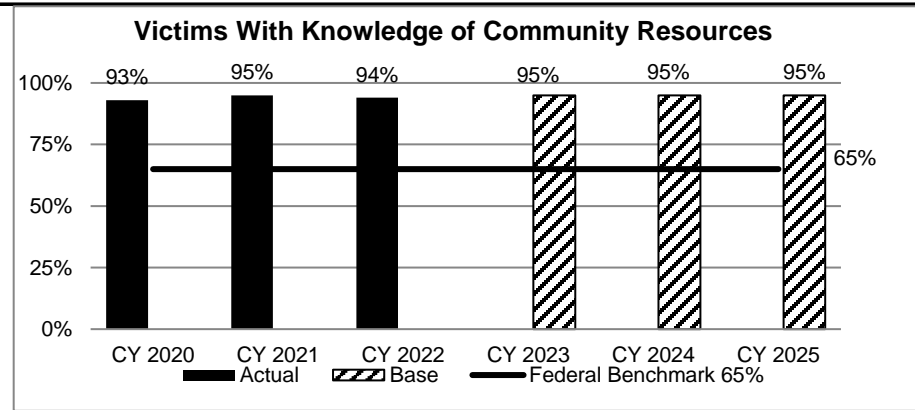
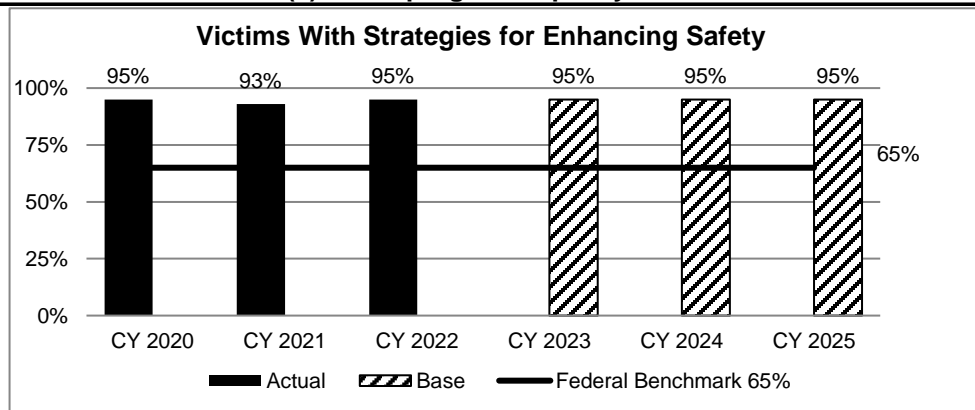
Program Name: Emergency Shelter Domestic Violence

Program is found in the following core budget(s): Emergency Shelter Domestic Violence



These statistics are provided by MCADSV. The statistics are gathered from all MCADSV member programs statewide, a majority of which are also DSS contractors.

2b. Provide a measure(s) of the program's quality



PROGRAM DESCRIPTION

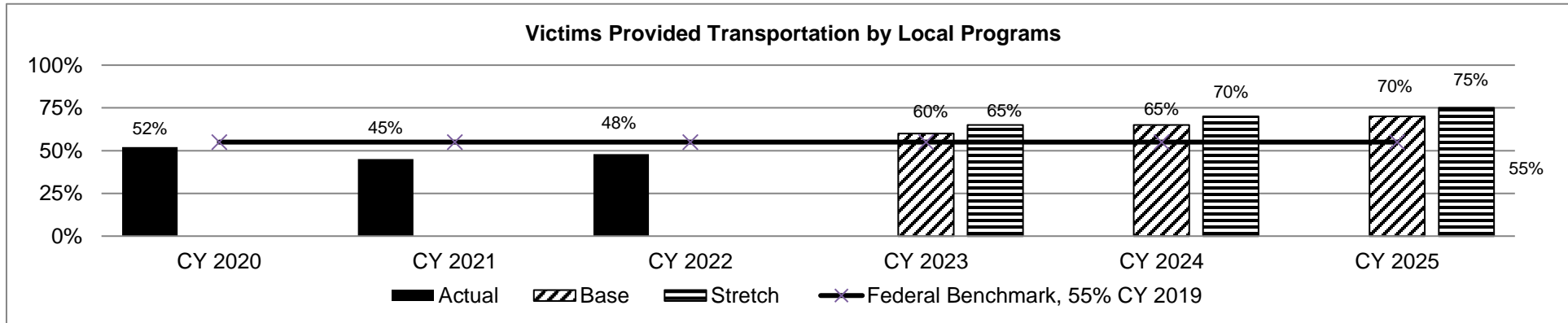
Department: Social Services

HB Section(s): 11.270

Program Name: Emergency Shelter Domestic Violence

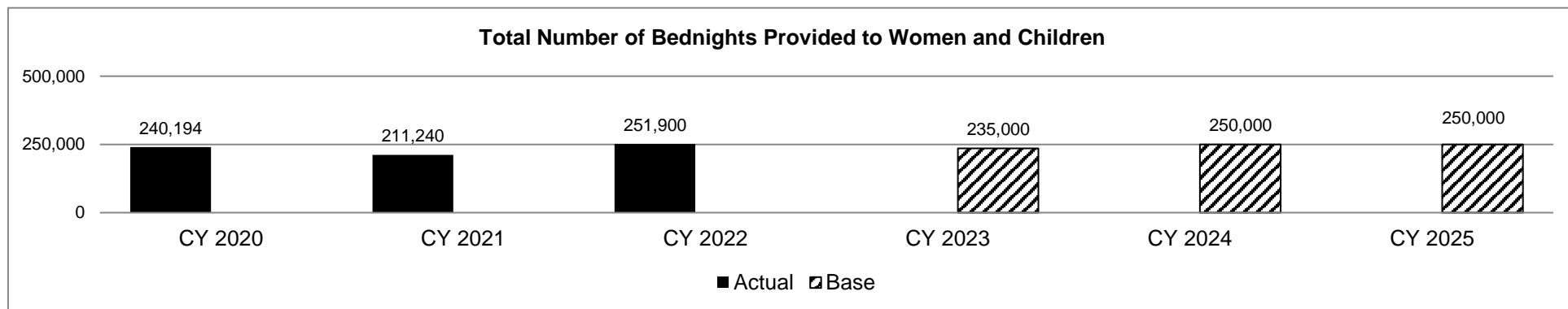
Program is found in the following core budget(s): Emergency Shelter Domestic Violence

2c. Provide a measure(s) of the program's impact.



This information is from the DV Counts Point in Time Annual Survey which is taken in September. When at the shelter, many victims have no transportation. Transportation is a critical service for victims.

*(2020 & 2021 Numbers were impacted by the COVID-19 pandemic)



These statistics are provided by MCADSV. The statistics are gathered from all MCADSV member programs statewide, a majority of which are also DSS contractors.

*(2020 & 2021 Numbers were impacted by the COVID-19 pandemic)

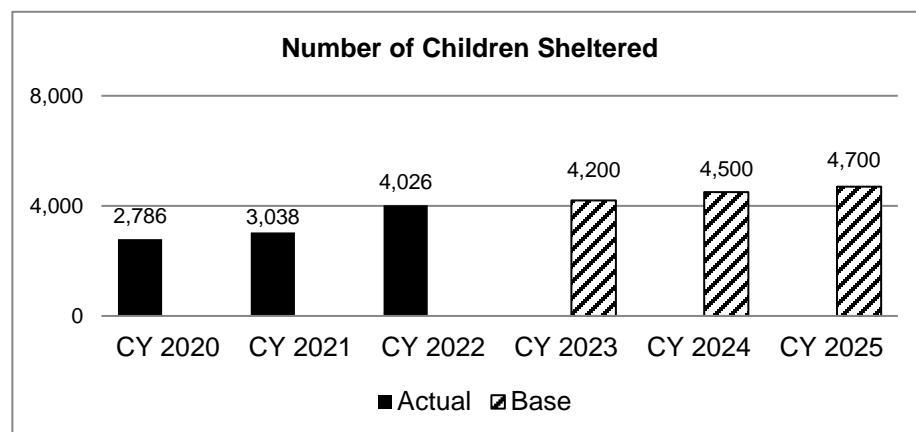
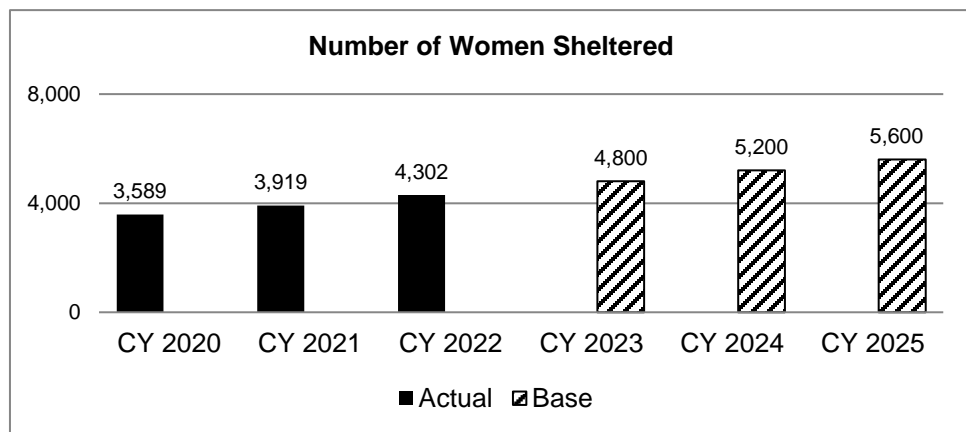
PROGRAM DESCRIPTION

Department: Social Services

HB Section(s): 11.270

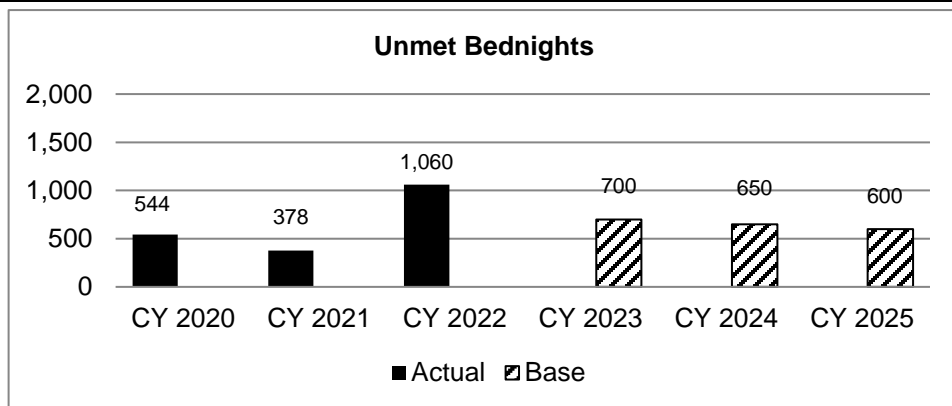
Program Name: Emergency Shelter Domestic Violence

Program is found in the following core budget(s): Emergency Shelter Domestic Violence



These statistics are provided by MCADSV. The statistics are gathered from all MCADSV member programs statewide, a majority of which are also DSS contractors.

2d. Provide a measure(s) of the program's efficiency.



DV Counts Point in Time Annual Survey, taken in September, shows that Missouri is utilizing shelter/programs to the fullest extent because services go unmet. This chart shows the number of unmet requests in one point-in-time in Missouri.

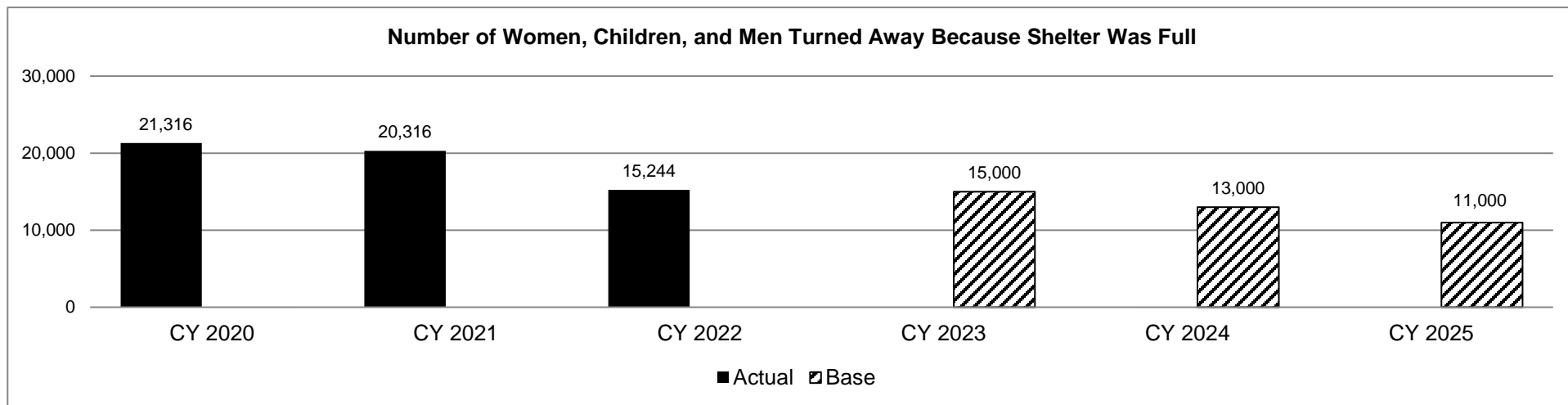
PROGRAM DESCRIPTION

Department: Social Services

HB Section(s): 11.270

Program Name: Emergency Shelter Domestic Violence

Program is found in the following core budget(s): Emergency Shelter Domestic Violence



These statistics are provided by MCADSV. The statistics are gathered from all MCADSV member programs statewide, a majority of which are also DSS contractors.

PROGRAM DESCRIPTION

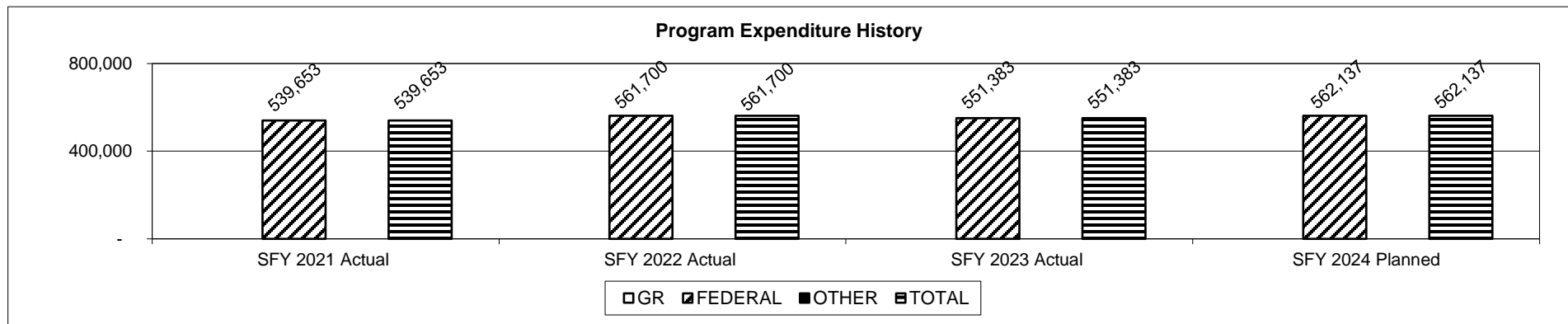
Department: Social Services

HB Section(s): 11.270

Program Name: Emergency Shelter Domestic Violence

Program is found in the following core budget(s): Emergency Shelter Domestic Violence

3. Provide actual expenditures for the prior three fiscal years and planned expenditures for the current fiscal year. (Note: Amounts do not include fringe benefit costs.)



4. What are the sources of the "Other " funds?

N/A

5. What is the authorization for this program, i.e., federal or state statute, etc.? (Include the federal program number, if applicable.)

Missouri Statute: Chapters 455, 210, and Section 208.040, RSMo. Federal law: PL104-193 and PRWORA of 1996.

6. Are there federal matching requirements? If yes, please explain.

Expenditures for the Temporary Assistance for Needy Families (TANF) are claimed based on program requirements. Expenditures of the TANF block grant are reimbursed at 100% FF, not to exceed the block grant amount. State Maintenance of Effort (MOE) is required to earn the full TANF block grant. Expenditures that meet MOE requirements are used to satisfy the amount required to earn the TANF block grant.

7. Is this a federally mandated program? If yes, please explain.

No.

Core – Shelters for Women

CORE DECISION ITEM

Department: Social Services
 Division: Family Support
 Core: Amethyst Place

Budget Unit: 90231C
 HB Section: 11.270

1. CORE FINANCIAL SUMMARY

	FY 2025 Budget Request			
	GR	Federal	Other	Total
PS	0	0	0	0
EE	0	0	0	0
PSD	0	0	0	0
TRF	0	0	0	0
Total	0	0	0	0
FTE	0.00	0.00	0.00	0.00

	FY 2025 Governor's Recommendation			
	GR	Federal	Other	Total
PS	0	0	0	0
EE	0	0	0	0
PSD	0	0	0	0
TRF	0	0	0	0
Total	0	0	0	0
FTE	0.00	0.00	0.00	0.00

Est. Fringe	0	0	0	0
--------------------	---	---	---	---

Note: Fringes budgeted in House Bill 5 except for certain fringes budgeted directly to MoDOT, Highway Patrol, and Conservation.

Est. Fringe	0	0	0	0
--------------------	---	---	---	---

Note: Fringes budgeted in House Bill 5 except for certain fringes budgeted directly to MoDOT, Highway Patrol, and Conservation.

Other Funds: N/A

Other Funds: N/A

2. CORE DESCRIPTION

The Department of Social Services (DSS) provides Temporary Assistance for Needy Families (TANF) block grant funding to Amethyst Place in Kansas City to provide emergency shelter services for victims of domestic violence with a history of substance use. This program meets TANF purpose one (1).

This program was funded as a one-time appropriation in Fiscal Year 2023 and 2024.

3. PROGRAM LISTING (list programs included in this core funding)

Shelters for Women with History of Substance Use

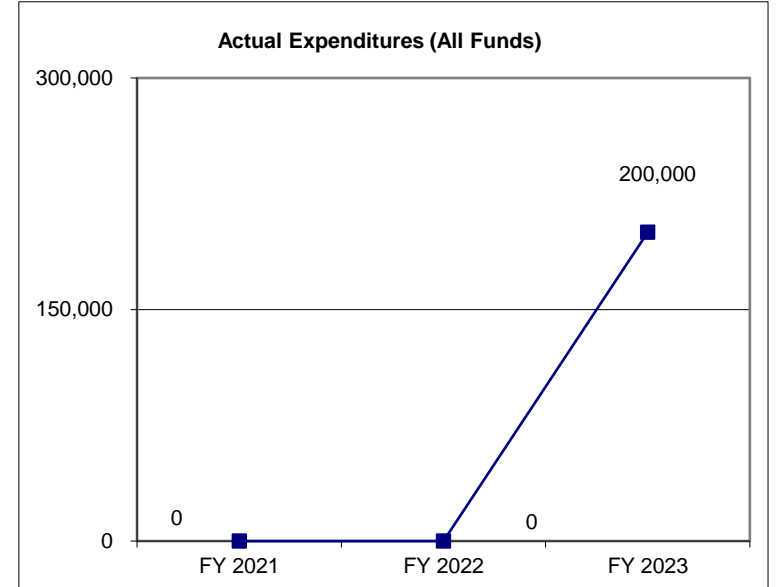
CORE DECISION ITEM

Department: Social Services
Division: Family Support
Core: Amethyst Place

Budget Unit: 90231C
HB Section: 11.270

4. FINANCIAL HISTORY

	FY 2021 Actual	FY 2022 Actual	FY 2023 Actual	FY 2024 Current Yr.
Appropriation (All Funds)	0	0	200,000	200,000
Less Reverted (All Funds)	0	0	0	0
Less Restricted (All Funds)	0	0	0	0
Budget Authority (All Funds)	0	0	200,000	200,000
Actual Expenditures (All Funds)	0	0	200,000	N/A
Unexpended (All Funds)	0	0	0	N/A
Unexpended, by Fund:				
General Revenue	0	0	0	N/A
Federal	0	0	0	N/A
Other	0	0	0	N/A



*Current Year restricted amount is as of September 1, 2023.
 Reverted includes the statutory three- percent reserve (when applicable).
 Restricted includes any Governor's Expenditure Restriction (when applicable).

NOTES:

CORE RECONCILIATION DETAIL

**DEPARTMENT OF SOCIAL SERVICES
SHELTERS FOR WOMEN W/SBSTNC HIST**

5. CORE RECONCILIATION DETAIL

	Budget Class	FTE	GR	Federal	Other	Total	Explanation
TAFP AFTER VETOES							
	PD	0.00	0	200,000	0	200,000	
	Total	0.00	0	200,000	0	200,000	
DEPARTMENT CORE ADJUSTMENTS							
1x Expenditures	254 2482 PD	0.00	0	(200,000)	0	(200,000)	Core reduction of one-time funding.
	NET DEPARTMENT CHANGES	0.00	0	(200,000)	0	(200,000)	
DEPARTMENT CORE REQUEST							
	PD	0.00	0	0	0	0	
	Total	0.00	0	0	0	0	
GOVERNOR'S RECOMMENDED CORE							
	PD	0.00	0	0	0	0	
	Total	0.00	0	0	0	0	

DECISION ITEM SUMMARY

Budget Unit									
Decision Item	FY 2023	FY 2023	FY 2024	FY 2024	FY 2025	FY 2025	*****	*****	
Budget Object Summary	ACTUAL	ACTUAL	BUDGET	BUDGET	DEPT REQ	DEPT REQ	SECURED	SECURED	
Fund	DOLLAR	FTE	DOLLAR	FTE	DOLLAR	FTE	COLUMN	COLUMN	
SHELTERS FOR WOMEN W/SBSTNC HIST									
CORE									
PROGRAM-SPECIFIC									
TEMP ASSIST NEEDY FAM FEDERAL	200,000	0.00	200,000	0.00	0	0.00	0	0.00	
TOTAL - PD	200,000	0.00	200,000	0.00	0	0.00	0	0.00	
TOTAL	200,000	0.00	200,000	0.00	0	0.00	0	0.00	
GRAND TOTAL	\$200,000	0.00	\$200,000	0.00	\$0	0.00	\$0	0.00	

DECISION ITEM DETAIL

Budget Unit	FY 2023	FY 2023	FY 2024	FY 2024	FY 2025	FY 2025	*****	*****
Decision Item	ACTUAL	ACTUAL	BUDGET	BUDGET	DEPT REQ	DEPT REQ	SECURED	SECURED
Budget Object Class	DOLLAR	FTE	DOLLAR	FTE	DOLLAR	FTE	COLUMN	COLUMN
SHELTERS FOR WOMEN W/SBSTNC HIST								
CORE								
PROGRAM DISTRIBUTIONS	200,000	0.00	200,000	0.00	0	0.00	0	0.00
TOTAL - PD	200,000	0.00	200,000	0.00	0	0.00	0	0.00
GRAND TOTAL	\$200,000	0.00	\$200,000	0.00	\$0	0.00	\$0	0.00
GENERAL REVENUE	\$0	0.00	\$0	0.00	\$0	0.00		0.00
FEDERAL FUNDS	\$200,000	0.00	\$200,000	0.00	\$0	0.00		0.00
OTHER FUNDS	\$0	0.00	\$0	0.00	\$0	0.00		0.00

PROGRAM DESCRIPTION

Department: Social Services

HB Section(s): 11.270

Program Name: Amethyst Place

Program is found in the following core budget(s): Shelters for Women

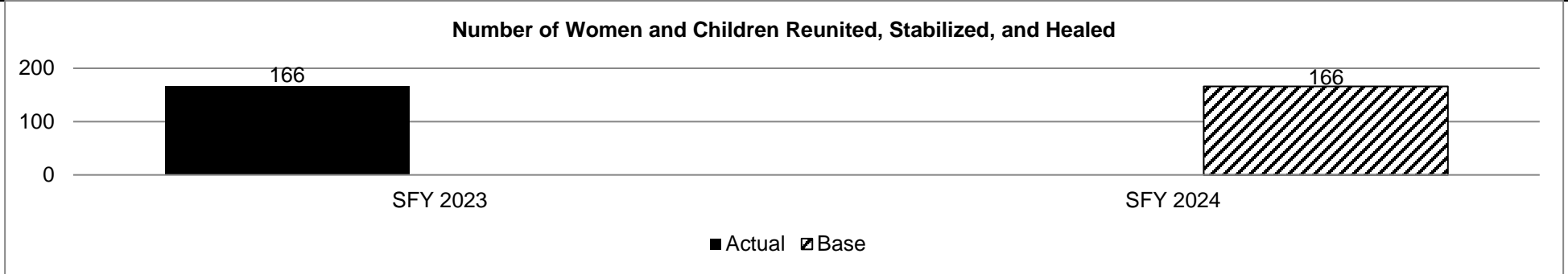
1a. What strategic priority does this program address?

Ensure Missourians secure and sustain healthy, safe, and productive lives.

1b. What does this program do?


The Department of Social Services (DSS) provides funding for Amethyst Place in Kansas City to provide emergency shelter services to victims of domestic violence with a history of substance use. Services provided include case management, crisis intervention, support groups for children and adults, as well as therapy for children and adults.

2a. Provide an activity measure(s) for the program.



*Projections reflect this program being funded as a one-time in FY 2024.

2b. Provide a measure(s) of the program's quality



*Projections reflect this program being funded as a one-time in FY 2024.

PROGRAM DESCRIPTION

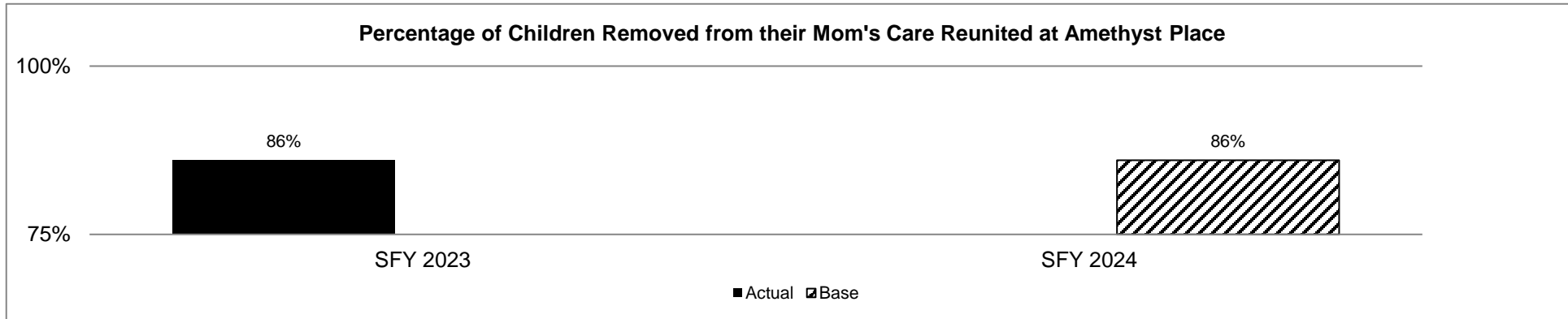
Department: Social Services

HB Section(s): 11.270

Program Name: Amethyst Place


Program is found in the following core budget(s): Shelters for Women

2c. Provide a measure(s) of the program's impact.



*Projections reflect this program being funded as a one-time in FY 2024.

2d. Provide a measure(s) of the program's efficiency.



*Projections reflect this program being funded as a one-time in FY 2024.


PROGRAM DESCRIPTION

Department: Social Services
 Program Name: Amethyst Place

HB Section(s): 11.270

Program is found in the following core budget(s): Shelters for Women

3. Provide actual expenditures for the prior three fiscal years and planned expenditures for the current fiscal year. (Note: Amounts do not include fringe benefit costs.)



4. What are the sources of the "Other " funds?

N/A.

5. What is the authorization for this program, i.e., federal or state statute, etc.? (Include the federal program number, if applicable.)

HB 11 (DSS Appropriation Bill).

6. Are there federal matching requirements? If yes, please explain.

Expenditures for the Temporary Assistance for Needy Families (TANF) are claimed based on program requirements. Expenditures of the TANF block grant are reimbursed at 100% FF, not to exceed the block grant amount. State Maintenance of Effort (MOE) is required to earn the full TANF block grant. Expenditures that meet MOE requirements are used to satisfy the amount required to earn the TANF block grant.

7. Is this a federally mandated program? If yes, please explain.

No.

Core – Giving Hope & Help

CORE DECISION ITEM

Department: Social Services
 Division: Family Support
 Core: Giving Hope & Help

Budget Unit: 90270C
 HB Section: 11.270

1. CORE FINANCIAL SUMMARY

	FY 2025 Budget Request			
	GR	Federal	Other	Total
PS	0	0	0	0
EE	0	0	0	0
PSD	0	0	0	0
TRF	0	0	0	0
Total	0	0	0	0
FTE	0.00	0.00	0.00	0.00

	FY 2025 Governor's Recommendation			
	GR	Federal	Other	Total
PS	0	0	0	0
EE	0	0	0	0
PSD	0	0	0	0
TRF	0	0	0	0
Total	0	0	0	0
FTE	0.00	0.00	0.00	0.00

Est. Fringe	0	0	0	0
--------------------	---	---	---	---

Note: Fringes budgeted in House Bill 5 except for certain fringes budgeted directly to MoDOT, Highway Patrol, and Conservation.

Est. Fringe	0	0	0	0
--------------------	---	---	---	---

Note: Fringes budgeted in House Bill 5 except for certain fringes budgeted directly to MoDOT, Highway Patrol, and Conservation.

Other Funds: N/A

Other Funds: N/A

2. CORE DESCRIPTION

The Department of Social Services (DSS) provides Temporary Assistance for Needy Families (TANF) block grant funding to Giving Hope and Help in Kansas City. This program supports domestic violence survivors and provide essential resources. This program meets TANF purose one (1).

This program was funded as a one-time appropriation in Fiscal Year 2024.

3. PROGRAM LISTING (list programs included in this core funding)

Giving Hope & Help

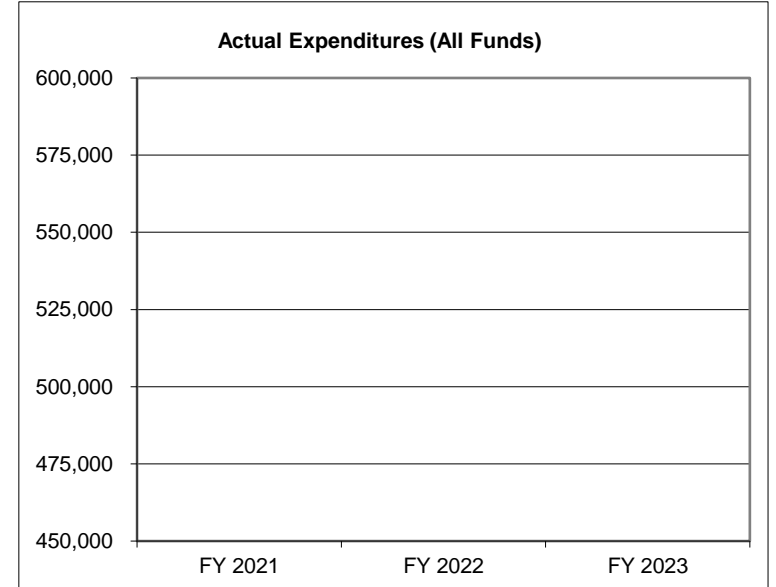
CORE DECISION ITEM

Department: Social Services
Division: Family Support
Core: Giving Hope & Help

Budget Unit: 90270C
HB Section: 11.270

4. FINANCIAL HISTORY

	FY 2021 Actual	FY 2022 Actual	FY 2023 Actual	FY 2024 Current Yr.
Appropriation (All Funds)	0	0	0	50,000
Less Reverted (All Funds)	0	0	0	0
Less Restricted (All Funds)	0	0	0	0
Budget Authority (All Funds)	0	0	0	50,000
Actual Expenditures (All Funds)	0	0	0	N/A
Unexpended (All Funds)	0	0	0	N/A
Unexpended, by Fund:				
General Revenue	0	0	0	N/A
Federal	0	0	0	N/A
Other	0	0	0	N/A
				(1)



*Current Year restricted amount is as of September 1, 2023.
 Reverted includes the statutory three- percent reserve (when applicable).
 Restricted includes any Governor's Expenditure Restriction (when applicable).

NOTES:
(1) This is a newly funded program in FY 2024.

CORE RECONCILIATION DETAIL

**DEPARTMENT OF SOCIAL SERVICES
GIVING HOPE & HELP**

5. CORE RECONCILIATION DETAIL

	Budget Class	FTE	GR	Federal	Other	Total	Explanation
TAFP AFTER VETOES							
	PD	0.00	0	50,000	0	50,000	
	Total	0.00	0	50,000	0	50,000	
DEPARTMENT CORE ADJUSTMENTS							
1x Expenditures	269 4648 PD	0.00	0	(50,000)	0	(50,000)	Core reduction of one-time funding.
	NET DEPARTMENT CHANGES	0.00	0	(50,000)	0	(50,000)	
DEPARTMENT CORE REQUEST							
	PD	0.00	0	0	0	0	
	Total	0.00	0	0	0	0	
GOVERNOR'S RECOMMENDED CORE							
	PD	0.00	0	0	0	0	
	Total	0.00	0	0	0	0	

DECISION ITEM SUMMARY

Budget Unit									
Decision Item	FY 2023	FY 2023	FY 2024	FY 2024	FY 2025	FY 2025	*****	*****	
Budget Object Summary	ACTUAL	ACTUAL	BUDGET	BUDGET	DEPT REQ	DEPT REQ	SECURED	SECURED	
Fund	DOLLAR	FTE	DOLLAR	FTE	DOLLAR	FTE	COLUMN	COLUMN	
GIVING HOPE & HELP									
CORE									
PROGRAM-SPECIFIC									
TEMP ASSIST NEEDY FAM FEDERAL	0	0.00	50,000	0.00	0	0.00	0	0.00	
TOTAL - PD	0	0.00	50,000	0.00	0	0.00	0	0.00	
TOTAL	0	0.00	50,000	0.00	0	0.00	0	0.00	
GRAND TOTAL	\$0	0.00	\$50,000	0.00	\$0	0.00	\$0	0.00	

DECISION ITEM DETAIL

Budget Unit	FY 2023	FY 2023	FY 2024	FY 2024	FY 2025	FY 2025	*****	*****
Decision Item	ACTUAL	ACTUAL	BUDGET	BUDGET	DEPT REQ	DEPT REQ	SECURED	SECURED
Budget Object Class	DOLLAR	FTE	DOLLAR	FTE	DOLLAR	FTE	COLUMN	COLUMN
GIVING HOPE & HELP								
CORE								
PROGRAM DISTRIBUTIONS	0	0.00	50,000	0.00	0	0.00	0	0.00
TOTAL - PD	0	0.00	50,000	0.00	0	0.00	0	0.00
GRAND TOTAL	\$0	0.00	\$50,000	0.00	\$0	0.00	\$0	0.00
GENERAL REVENUE	\$0	0.00	\$0	0.00	\$0	0.00		0.00
FEDERAL FUNDS	\$0	0.00	\$50,000	0.00	\$0	0.00		0.00
OTHER FUNDS	\$0	0.00	\$0	0.00	\$0	0.00		0.00

PROGRAM DESCRIPTION

Department: Social Services

HB Section(s): 11.270

Program Name: Giving Hope & Help

Program is found in the following core budget(s): Giving Hope & Help

1a. What strategic priority does this program address?

Ensure Missourians secure and sustain healthy, safe, and productive lives.

1b. What does this program do?

The Department of Social Services (DSS) provides funding for Giving Hope and Help to provide services to support domestic violence survivors, provides essential resources to end poverty, empowers college bound and non-traditional students, and provides services and support to cancer patients.

2a. Provide an activity measure(s) for the program.

Measures will be developed upon program implementation.

2b. Provide a measure(s) of the program's quality

Measures will be developed upon program implementation.

2c. Provide a measure(s) of the program's impact.

Measures will be developed upon program implementation.

2d. Provide a measure(s) of the program's efficiency.

Measures will be developed upon program implementation.

PROGRAM DESCRIPTION


Department: Social Services

HB Section(s): 11.270

Program Name: Giving Hope & Help

Program is found in the following core budget(s): Giving Hope & Help

3. Provide actual expenditures for the prior three fiscal years and planned expenditures for the current fiscal year. (Note: Amounts do not include fringe benefit costs.)



4. What are the sources of the "Other " funds?

N/A.

5. What is the authorization for this program, i.e., federal or state statute, etc.? (Include the federal program number, if applicable.)

HB 11 (DSS Appropriation Bill).

6. Are there federal matching requirements? If yes, please explain.

Expenditures for the Temporary Assistance for Needy Families (TANF) are claimed based on program requirements. Expenditures of the TANF block grant are reimbursed at 100% FF, not to exceed the block grant amount. State Maintenance of Effort (MOE) is required to earn the full TANF block grant. Expenditures that meet MOE requirements are used to satisfy the amount required to earn the TANF block grant.

7. Is this a federally mandated program? If yes, please explain.

No.

Core – Synergy Housing Project

CORE DECISION ITEM

Department: Social Services
 Division: Family Support
 Core: Synergy Housing Project

Budget Unit: 90271C
 HB Section: 11.270

1. CORE FINANCIAL SUMMARY

	FY 2025 Budget Request			
	GR	Federal	Other	Total
PS	0	0	0	0
EE	0	0	0	0
PSD	0	0	0	0
TRF	0	0	0	0
Total	0	0	0	0
FTE	0.00	0.00	0.00	0.00

	FY 2025 Governor's Recommendation			
	GR	Federal	Other	Total
PS	0	0	0	0
EE	0	0	0	0
PSD	0	0	0	0
TRF	0	0	0	0
Total	0	0	0	0
FTE	0.00	0.00	0.00	0.00

Est. Fringe	0	0	0	0
--------------------	---	---	---	---

Note: Fringes budgeted in House Bill 5 except for certain fringes budgeted directly to MoDOT, Highway Patrol, and Conservation.

Est. Fringe	0	0	0	0
--------------------	---	---	---	---

Note: Fringes budgeted in House Bill 5 except for certain fringes budgeted directly to MoDOT, Highway Patrol, and Conservation.

Other Funds: N/A

Other Funds: N/A

2. CORE DESCRIPTION

The Department of Social Services (DSS) provides General Revenue funding to the Synergy Housing Project in the Kansas City area. This program provides transitional housing for survivors of domestic violence and their children.

This program was funded as a one-time appropriation in Fiscal Year 2024.

3. PROGRAM LISTING (list programs included in this core funding)

Synergy Housing Project

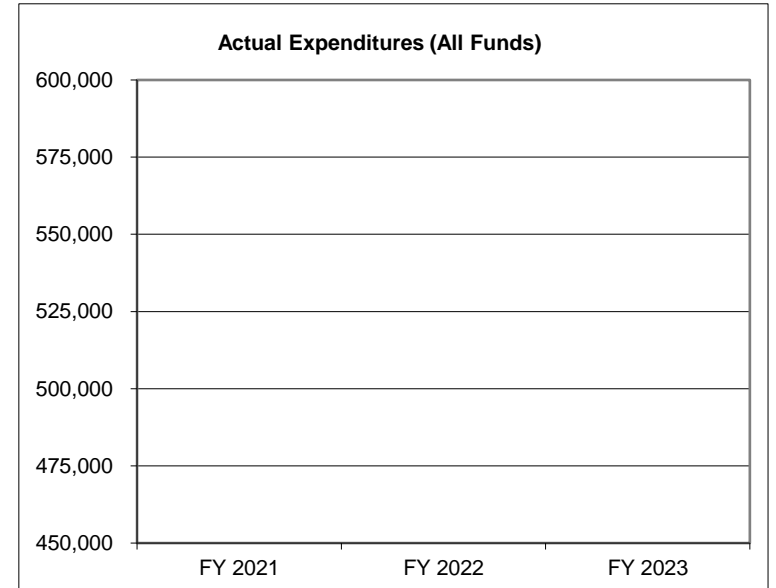
CORE DECISION ITEM

Department: Social Services
Division: Family Support
Core: Synergy Housing Project

Budget Unit: 90271C
HB Section: 11.270

4. FINANCIAL HISTORY

	FY 2021 Actual	FY 2022 Actual	FY 2023 Actual	FY 2024 Current Yr.
Appropriation (All Funds)	0	0	0	500,000
Less Reverted (All Funds)	0	0	0	(15,000)
Less Restricted (All Funds)	0	0	0	0
Budget Authority (All Funds)	0	0	0	485,000
Actual Expenditures (All Funds)	0	0	0	N/A
Unexpended (All Funds)	0	0	0	N/A
Unexpended, by Fund:				
General Revenue	0	0	0	N/A
Federal	0	0	0	N/A
Other	0	0	0	N/A
				(1)



*Current Year restricted amount is as of September 1, 2023.
 Reverted includes the statutory three- percent reserve (when applicable).
 Restricted includes any Governor's Expenditure Restriction (when applicable).

NOTES:
(1) This is a newly funded program in FY 2024.

CORE RECONCILIATION DETAIL

**DEPARTMENT OF SOCIAL SERVICES
SYNERGY HOUSING PROJECT**

5. CORE RECONCILIATION DETAIL

	Budget Class	FTE	GR	Federal	Other	Total	Explanation
TAFP AFTER VETOES							
	PD	0.00	500,000	0	0	500,000	
	Total	0.00	500,000	0	0	500,000	
DEPARTMENT CORE ADJUSTMENTS							
1x Expenditures	270 4652	PD	0.00	(500,000)	0	0	(500,000) Core reduction of one-time funding.
	NET DEPARTMENT CHANGES		0.00	(500,000)	0	0	(500,000)
DEPARTMENT CORE REQUEST							
	PD	0.00	0	0	0	0	
	Total	0.00	0	0	0	0	
GOVERNOR'S RECOMMENDED CORE							
	PD	0.00	0	0	0	0	
	Total	0.00	0	0	0	0	

DECISION ITEM SUMMARY

Budget Unit									
Decision Item	FY 2023	FY 2023	FY 2024	FY 2024	FY 2025	FY 2025	*****	*****	
Budget Object Summary	ACTUAL	ACTUAL	BUDGET	BUDGET	DEPT REQ	DEPT REQ	SECURED	SECURED	
Fund	DOLLAR	FTE	DOLLAR	FTE	DOLLAR	FTE	COLUMN	COLUMN	
SYNERGY HOUSING PROJECT									
CORE									
PROGRAM-SPECIFIC									
GENERAL REVENUE	0	0.00	500,000	0.00	0	0.00	0	0.00	
TOTAL - PD	0	0.00	500,000	0.00	0	0.00	0	0.00	
TOTAL	0	0.00	500,000	0.00	0	0.00	0	0.00	
GRAND TOTAL	\$0	0.00	\$500,000	0.00	\$0	0.00	\$0	0.00	

DECISION ITEM DETAIL

Budget Unit	FY 2023	FY 2023	FY 2024	FY 2024	FY 2025	FY 2025	*****	*****
Decision Item	ACTUAL	ACTUAL	BUDGET	BUDGET	DEPT REQ	DEPT REQ	SECURED	SECURED
Budget Object Class	DOLLAR	FTE	DOLLAR	FTE	DOLLAR	FTE	COLUMN	COLUMN
SYNERGY HOUSING PROJECT								
CORE								
PROGRAM DISTRIBUTIONS	0	0.00	500,000	0.00	0	0.00	0	0.00
TOTAL - PD	0	0.00	500,000	0.00	0	0.00	0	0.00
GRAND TOTAL	\$0	0.00	\$500,000	0.00	\$0	0.00	\$0	0.00
GENERAL REVENUE	\$0	0.00	\$500,000	0.00	\$0	0.00		0.00
FEDERAL FUNDS	\$0	0.00	\$0	0.00	\$0	0.00		0.00
OTHER FUNDS	\$0	0.00	\$0	0.00	\$0	0.00		0.00

PROGRAM DESCRIPTION

Department: Social Services

HB Section(s): 11.270

Program Name: Synergy Housing Project

Program is found in the following core budget(s): Synergy Housing Project

1a. What strategic priority does this program address?

Ensure Missourians secure and sustain healthy, safe, and productive lives.

1b. What does this program do?

The Department of Social Services (DSS) provides funding to Synergy Housing Project for transitional housing services to survivors of domestic violence and their children.

2a. Provide an activity measure(s) for the program.

Measures will be developed upon program implementation.

2b. Provide a measure(s) of the program's quality

Measures will be developed upon program implementation.

2c. Provide a measure(s) of the program's impact.

Measures will be developed upon program implementation.

2d. Provide a measure(s) of the program's efficiency.

Measures will be developed upon program implementation.

PROGRAM DESCRIPTION


Department: Social Services

HB Section(s): 11.270

Program Name: Synergy Housing Project

Program is found in the following core budget(s): Synergy Housing Project

3. Provide actual expenditures for the prior three fiscal years and planned expenditures for the current fiscal year. (Note: Amounts do not include fringe benefit costs.)



SFY 2024 Planned expenditures are net of reverted.

4. What are the sources of the "Other " funds?

N/A.

5. What is the authorization for this program, i.e., federal or state statute, etc.? (Include the federal program number, if applicable.)

HB 11 (DSS Appropriation Bill).

6. Are there federal matching requirements? If yes, please explain.

No.

7. Is this a federally mandated program? If yes, please explain.

No.

Core - Victims of Crime Act (VOCA) Admin

CORE DECISION ITEM

Department: Social Services
 Division: Family Support
 Core: Victims of Crime Act Administration

Budget Unit : 90236C
 HB Section: 11.275

1. CORE FINANCIAL SUMMARY

	FY 2025 Budget Request			
	GR	Federal	Other	Total
PS	0	464,635	0	464,635
EE	0	600,010	0	600,010
PSD	0	0	0	0
TRF	0	0	0	0
Total	0	1,064,645	0	1,064,645
FTE	0.00	8.00	0.00	8.00

	FY 2025 Governor's Recommendation			
	GR	Federal	Other	Total
PS	0	0	0	0
EE	0	0	0	0
PSD	0	0	0	0
TRF	0	0	0	0
Total	0	0	0	0
FTE	0.00	0.00	0.00	0.00

Est. Fringe	0	293,321	0	293,321
--------------------	---	---------	---	---------

Note: Fringes budgeted in House Bill 5 except for certain fringes budgeted directly to MoDOT, Highway Patrol, and Conservation.

Other Funds: N/A

Est. Fringe	0	0	0	0
--------------------	---	---	---	---

Note: Fringes budgeted in House Bill 5 except for certain fringes budgeted directly to MoDOT, Highway Patrol, and Conservation.

Other Funds: N/A

2. CORE DESCRIPTION

This section provides funding for Department of Social Services (DSS) personal services and expense and equipment; as well as contracted training and technical assistance, and information technology costs for the Victims of Crime Act program.

3. PROGRAM LISTING (list programs included in this core funding)

Victims of Crime Act Admin

CORE DECISION ITEM

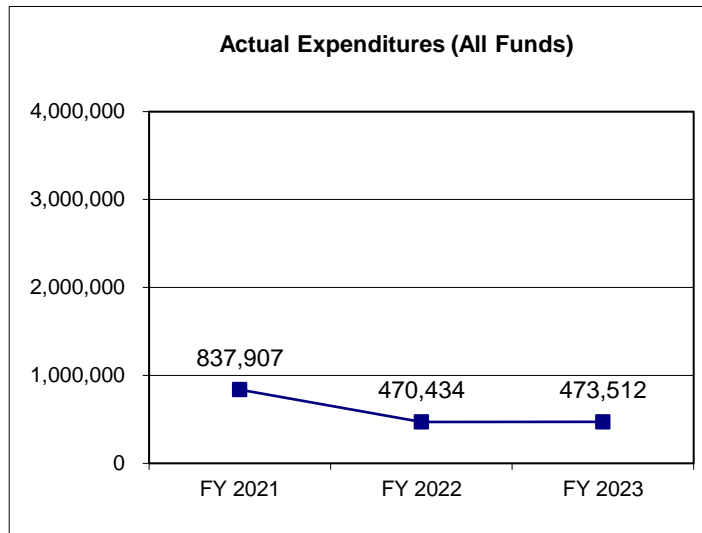
Department: Social Services
Division: Family Support
Core: Victims of Crime Act

Budget Unit : 90236C

HB Section: 11.275

4. FINANCIAL HISTORY

	FY 2021 Actual	FY 2022 Actual	FY 2023 Actual	FY 2024 Current Yr.
Appropriation (All Funds)	1,997,219	2,001,191	2,027,447	1,064,645
Less Reverted (All Funds)	0	0	0	0
Less Restricted (All Funds)	0	0	0	0
Budget Authority (All Funds)	1,997,219	2,001,191	2,027,447	1,064,645
Actual Expenditures (All Funds)	837,907	470,434	473,512	N/A
Unexpended (All Funds)	1,159,312	1,530,757	1,553,935	N/A
Unexpended, by Fund:				
General Revenue	0	0	0	N/A
Federal	1,159,312	1,530,759	1,553,935	N/A
Other	0	0	0	N/A
	(1)	(2)	(3)	(4)



*Current Year restricted amount is as of September 1, 2023.

Reverted includes the statutory three-percent reserve amount (when applicable).

Restricted includes any Governor's Expenditure Restrictions which remained at the end of the fiscal year (when applicable).

NOTES:

(1) FY 2021 -VOCA Admin and VOCA Program appropriation and expenditures were split out into their own house bill sections.

(2) FY 2022 - There was a pay plan increase of \$3,972 FF.

(3) FY 2023 - There were two pay plan increases of \$26,256 FF.

(4) FY 2024 - There was a core decrease of \$1,000,000 FF. There was a pay plan increase of \$37,188 FF and an increase of \$10 FF for mileage increase.

CORE RECONCILIATION DETAIL

**DEPARTMENT OF SOCIAL SERVICES
VICTIMS OF CRIME ADMIN**

5. CORE RECONCILIATION DETAIL

	Budget Class	FTE	GR	Federal	Other	Total	Explanation
TAFP AFTER VETOES							
	PS	8.00	0	464,635	0	464,635	
	EE	0.00	0	600,010	0	600,010	
	Total	8.00	0	1,064,645	0	1,064,645	
DEPARTMENT CORE REQUEST							
	PS	8.00	0	464,635	0	464,635	
	EE	0.00	0	600,010	0	600,010	
	Total	8.00	0	1,064,645	0	1,064,645	
GOVERNOR'S RECOMMENDED CORE							
	PS	8.00	0	464,635	0	464,635	
	EE	0.00	0	600,010	0	600,010	
	Total	8.00	0	1,064,645	0	1,064,645	

DECISION ITEM SUMMARY

Budget Unit									
Decision Item	FY 2023	FY 2023	FY 2024	FY 2024	FY 2025	FY 2025	*****	*****	
Budget Object Summary	ACTUAL	ACTUAL	BUDGET	BUDGET	DEPT REQ	DEPT REQ	SECURED	SECURED	
Fund	DOLLAR	FTE	DOLLAR	FTE	DOLLAR	FTE	COLUMN	COLUMN	
VICTIMS OF CRIME ADMIN									
CORE									
PERSONAL SERVICES									
VICTIMS OF CRIME	173,118	2.70	464,635	8.00	464,635	8.00	0	0.00	
TOTAL - PS	173,118	2.70	464,635	8.00	464,635	8.00	0	0.00	
EXPENSE & EQUIPMENT									
VICTIMS OF CRIME	28,539	0.00	600,010	0.00	600,010	0.00	0	0.00	
TOTAL - EE	28,539	0.00	600,010	0.00	600,010	0.00	0	0.00	
PROGRAM-SPECIFIC									
VICTIMS OF CRIME	271,855	0.00	0	0.00	0	0.00	0	0.00	
TOTAL - PD	271,855	0.00	0	0.00	0	0.00	0	0.00	
TOTAL	473,512	2.70	1,064,645	8.00	1,064,645	8.00	0	0.00	
GRAND TOTAL	\$473,512	2.70	\$1,064,645	8.00	\$1,064,645	8.00	\$0	0.00	

DECISION ITEM DETAIL

Budget Unit	FY 2023	FY 2023	FY 2024	FY 2024	FY 2025	FY 2025	*****	*****
Decision Item	ACTUAL	ACTUAL	BUDGET	BUDGET	DEPT REQ	DEPT REQ	SECURED	SECURED
Budget Object Class	DOLLAR	FTE	DOLLAR	FTE	DOLLAR	FTE	COLUMN	COLUMN
VICTIMS OF CRIME ADMIN								
CORE								
DESIGNATED PRINCIPAL ASST DIV	52,921	0.50	0	0.00	0	0.00	0	0.00
SPECIAL ASST PROFESSIONAL	33,681	0.51	0	0.00	0	0.00	0	0.00
PROGRAM SPECIALIST	55,895	1.13	351,138	6.00	351,138	6.00	0	0.00
PROGRAM COORDINATOR	23,304	0.38	75,816	1.00	75,816	1.00	0	0.00
SENIOR ACCOUNTS ASSISTANT	7,317	0.18	0	0.00	0	0.00	0	0.00
BENEFIT PROGRAM TECHNICIAN	0	0.00	37,681	1.00	37,681	1.00	0	0.00
TOTAL - PS	173,118	2.70	464,635	8.00	464,635	8.00	0	0.00
TRAVEL, IN-STATE	20,258	0.00	15,010	0.00	15,010	0.00	0	0.00
TRAVEL, OUT-OF-STATE	5,106	0.00	15,000	0.00	15,000	0.00	0	0.00
SUPPLIES	115	0.00	15,000	0.00	15,000	0.00	0	0.00
PROFESSIONAL DEVELOPMENT	600	0.00	15,000	0.00	15,000	0.00	0	0.00
COMMUNICATION SERV & SUPP	586	0.00	15,000	0.00	15,000	0.00	0	0.00
PROFESSIONAL SERVICES	1,874	0.00	510,000	0.00	510,000	0.00	0	0.00
M&R SERVICES	0	0.00	15,000	0.00	15,000	0.00	0	0.00
TOTAL - EE	28,539	0.00	600,010	0.00	600,010	0.00	0	0.00
PROGRAM DISTRIBUTIONS	271,855	0.00	0	0.00	0	0.00	0	0.00
TOTAL - PD	271,855	0.00	0	0.00	0	0.00	0	0.00
GRAND TOTAL	\$473,512	2.70	\$1,064,645	8.00	\$1,064,645	8.00	\$0	0.00
GENERAL REVENUE	\$0	0.00	\$0	0.00	\$0	0.00		0.00
FEDERAL FUNDS	\$473,512	2.70	\$1,064,645	8.00	\$1,064,645	8.00		0.00
OTHER FUNDS	\$0	0.00	\$0	0.00	\$0	0.00		0.00

PROGRAM DESCRIPTION

Department: Social Services

HB Section(s): 11.275

Program Name: Victims of Crime Act Admin

Program is found in the following core budget(s): Victims of Crime Act

1a. What strategic priority does this program address?

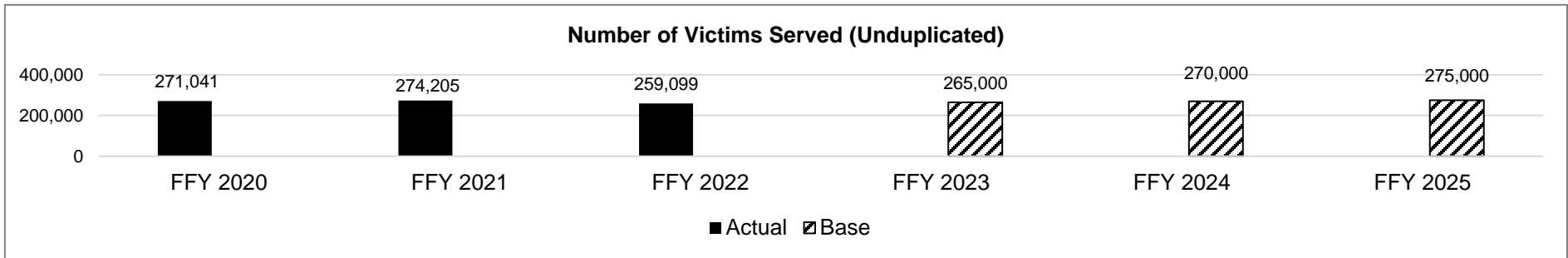
Ensure Missourians secure and sustain healthy, safe, and productive lives.

1b. What does this program do?

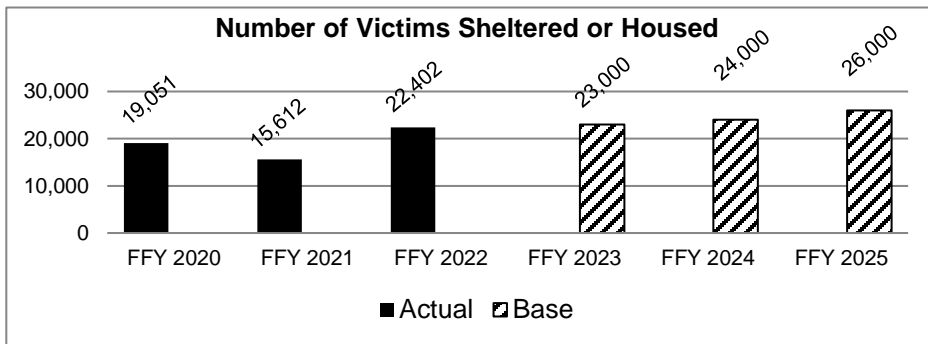
The Department of Social Services (DSS) administers the Victims of Crime Act (VOCA) Program to support community-based victim assistance programs and services that are directly related to the emotional healing and recovery of crime victims.

The assistance provided through VOCA grants includes: 24-hour crisis hotline, individual and group counseling, emergency shelter, crisis intervention, court advocacy, emergency transportation, emergency legal assistance, transitional housing, and other services to promote emotional and physical health of victims.

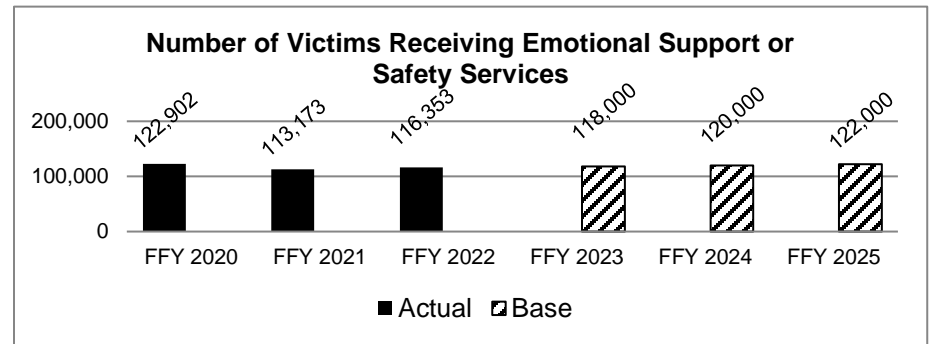
2a. Provide an activity measure(s) for the program.



Projections may fluctuate based on the available Federal Funding. FFY 23 data will be available with the Governor's Recommendation.



Projections may fluctuate based on the available Federal Funding. FFY 23 data will be available with the Governor's Recommendation.



Projections may fluctuate based on the available Federal Funding. FFY 23 data will be available with the Governor's Recommendation.

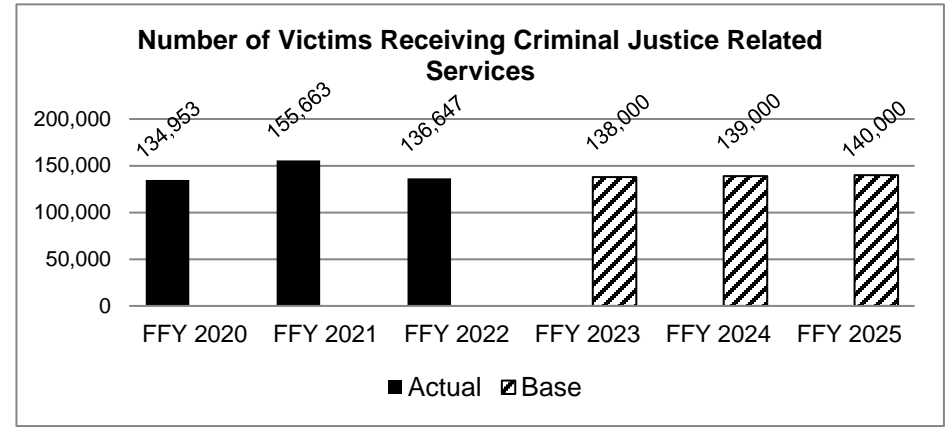
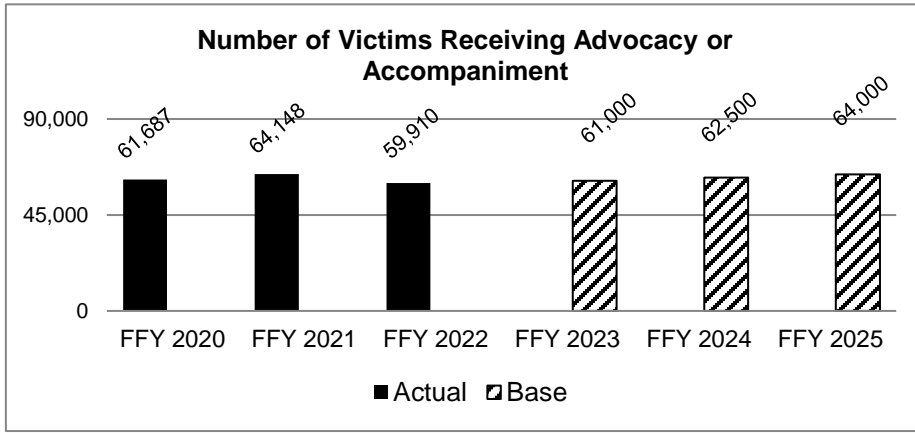
PROGRAM DESCRIPTION

Department: Social Services

HB Section(s): 11.275

Program Name: Victims of Crime Act Admin

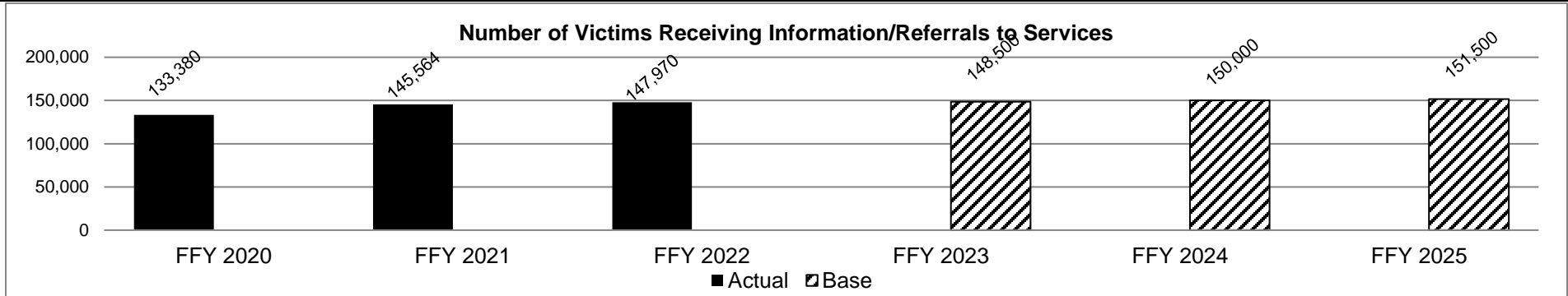
Program is found in the following core budget(s): Victims of Crime Act



Projections may fluctuate based on the available Federal Funding.
FFY 23 data will be available with the Governor's Recommendation.

Projections may fluctuate based on the available Federal Funding.
FFY 23 data will be available with the Governor's Recommendation.

2b. Provide a measure(s) of the program's quality.



Projections may fluctuate based on the available Federal Funding.
FFY 23 data will be available with the Governor's Recommendation.

PROGRAM DESCRIPTION

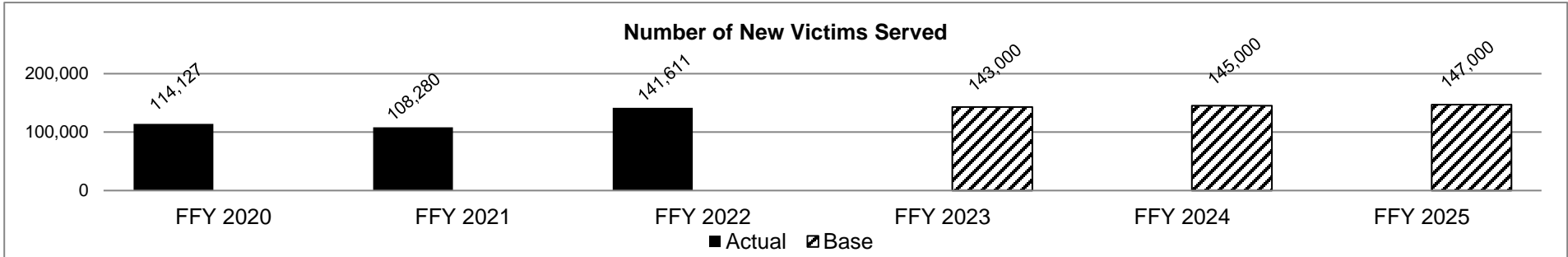
Department: Social Services

HB Section(s): 11.275

Program Name: Victims of Crime Act Admin

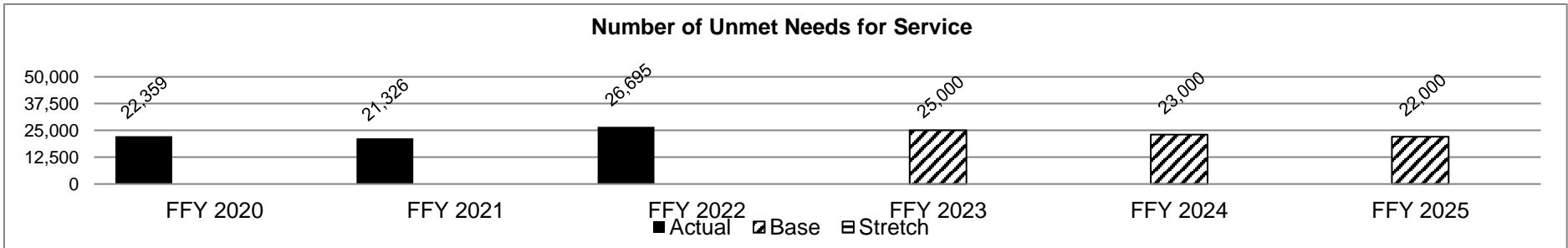
Program is found in the following core budget(s): Victims of Crime Act

2c. Provide a measure(s) of the program's impact.



Projections may fluctuate based on the available Federal Funding.
 FFY 23 data will be available with the Governor's Recommendation.

2d. Provide a measure(s) of the program's efficiency.



Agencies are required to answer a series of questions for their annual narrative. One of those questions is "Number of requests for services that were unmet?"

Projections may fluctuate based on the available Federal Funding. FFY 23 data will be available with the Governor's Recommendation.

PROGRAM DESCRIPTION

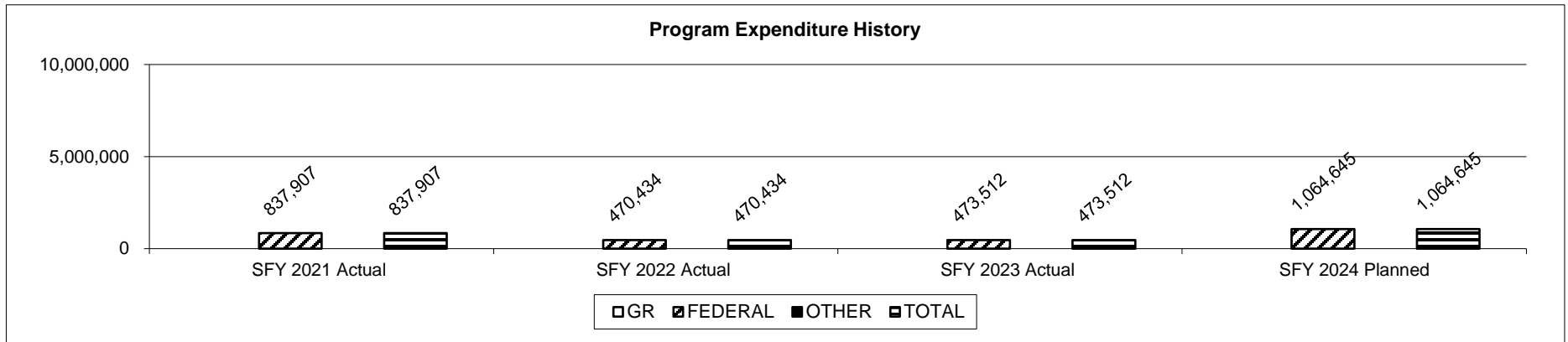
Department: Social Services

HB Section(s): 11.275

Program Name: Victims of Crime Act Admin

Program is found in the following core budget(s): Victims of Crime Act

3. Provide actual expenditures for the prior three fiscal years and planned expenditures for the current fiscal year. (Note: Amounts do not include fringe benefit costs.)



4. What are the sources of the "Other " funds?

N/A

5. What is the authorization for this program, i.e., federal or state statute, etc.? (Include the federal program number, if applicable.)

Victims of Crime Act 1984, as amended, 34 USC 20101 et. seq. CFDA - 16.575. 28 CFR Part 94.

6. Are there federal matching requirements? If yes, please explain.

Yes, twenty percent (20%) cash or in-kind matching funds from non-federal sources are required on the total project cost for each sub-awardee. Administrative funds are exempt from match.

Effective September 20, 2021 match has been waived due to the passage of the VOCA Fix. Match is waived through the duration of the Public Health Emergency and then for one additional year from the conclusion of Public Health Emergency.

7. Is this a federally mandated program? If yes, please explain.

Yes. There are federal mandates and rules that govern 28 CFR Part 94.

Core - Victims of Crime Act (VOCA) Program

CORE DECISION ITEM

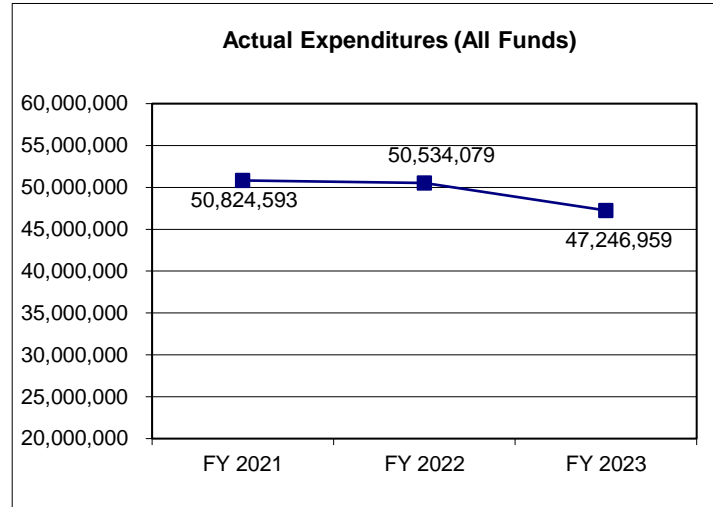
Department: Social Services
Division: Family Support
Core: Victims of Crime Act

Budget Unit : 90237C

HB Section: 11.280

4. FINANCIAL HISTORY

	FY 2021 Actual	FY 2022 Actual	FY 2023 Actual	FY 2024 Current Yr.
Appropriation (All Funds)	65,035,217	65,035,217	65,035,217	64,331,537
Less Reverted (All Funds)	0	0	0	(450,000)
Less Restricted (All Funds)	0	0	0	0
Budget Authority (All Funds)	<u>65,035,217</u>	<u>65,035,217</u>	<u>65,035,217</u>	<u>63,881,537</u>
Actual Expenditures (All Funds)	<u>50,824,593</u>	<u>50,534,079</u>	<u>47,246,959</u>	N/A
Unexpended (All Funds)	<u>14,210,624</u>	<u>14,501,138</u>	<u>17,788,258</u>	N/A
Unexpended, by Fund:				
General Revenue	0	0	0	N/A
Federal	14,210,624	14,494,582	17,788,258	N/A
Other	0	0	0	N/A
	(1)			(2)



*Current Year restricted amount is as of September 1, 2023.

Reverted includes the statutory three-percent reserve amount (when applicable).

Restricted includes any Governor's Expenditure Restrictions which remained at the end of the fiscal year (when applicable).

NOTES:

(1) FY 2021 -VOCA Admin and VOCA Program appropriation and expenditures were split out into their own house bill sections.

(2) FY 2024 -There was a core decrease of \$15,703,680 FF and an increase of \$15,000,000 GR for Victims of Crime Program.

CORE RECONCILIATION DETAIL

**DEPARTMENT OF SOCIAL SERVICES
VICTIMS OF CRIME PROGRAM**

5. CORE RECONCILIATION DETAIL

	Budget Class	FTE	GR	Federal	Other	Total	Explanation
TAFP AFTER VETOES							
	PD	0.00	15,000,000	49,331,537	0	64,331,537	
	Total	0.00	15,000,000	49,331,537	0	64,331,537	
DEPARTMENT CORE ADJUSTMENTS							
1x Expenditures	255 3542	PD	0.00	(15,000,000)	0	0	(15,000,000) Core reduction of one-time funding.
	NET DEPARTMENT CHANGES		0.00	(15,000,000)	0	0	(15,000,000)
DEPARTMENT CORE REQUEST							
	PD	0.00	0	49,331,537	0	49,331,537	
	Total	0.00	0	49,331,537	0	49,331,537	
GOVERNOR'S RECOMMENDED CORE							
	PD	0.00	0	49,331,537	0	49,331,537	
	Total	0.00	0	49,331,537	0	49,331,537	

DECISION ITEM SUMMARY

Budget Unit									
Decision Item	FY 2023	FY 2023	FY 2024	FY 2024	FY 2025	FY 2025	*****	*****	
Budget Object Summary	ACTUAL	ACTUAL	BUDGET	BUDGET	DEPT REQ	DEPT REQ	SECURED	SECURED	
Fund	DOLLAR	FTE	DOLLAR	FTE	DOLLAR	FTE	COLUMN	COLUMN	
VICTIMS OF CRIME PROGRAM									
CORE									
PROGRAM-SPECIFIC									
GENERAL REVENUE	0	0.00	15,000,000	0.00	0	0.00	0	0.00	
VICTIMS OF CRIME	47,246,959	0.00	49,331,537	0.00	49,331,537	0.00	0	0.00	
TOTAL - PD	47,246,959	0.00	64,331,537	0.00	49,331,537	0.00	0	0.00	
TOTAL	47,246,959	0.00	64,331,537	0.00	49,331,537	0.00	0	0.00	
GRAND TOTAL	\$47,246,959	0.00	\$64,331,537	0.00	\$49,331,537	0.00	\$0	0.00	

DECISION ITEM DETAIL

Budget Unit	FY 2023	FY 2023	FY 2024	FY 2024	FY 2025	FY 2025	*****	*****
Decision Item	ACTUAL	ACTUAL	BUDGET	BUDGET	DEPT REQ	DEPT REQ	SECURED	SECURED
Budget Object Class	DOLLAR	FTE	DOLLAR	FTE	DOLLAR	FTE	COLUMN	COLUMN
VICTIMS OF CRIME PROGRAM								
CORE								
PROGRAM DISTRIBUTIONS	47,246,959	0.00	64,331,537	0.00	49,331,537	0.00	0	0.00
TOTAL - PD	47,246,959	0.00	64,331,537	0.00	49,331,537	0.00	0	0.00
GRAND TOTAL	\$47,246,959	0.00	\$64,331,537	0.00	\$49,331,537	0.00	\$0	0.00
GENERAL REVENUE	\$0	0.00	\$15,000,000	0.00	\$0	0.00		0.00
FEDERAL FUNDS	\$47,246,959	0.00	\$49,331,537	0.00	\$49,331,537	0.00		0.00
OTHER FUNDS	\$0	0.00	\$0	0.00	\$0	0.00		0.00

PROGRAM DESCRIPTION

Department: Social Services

HB Section(s): 11.280

Program Name: Victims of Crime Act Program

Program is found in the following core budget(s): Victims of Crime Act

1a. What strategic priority does this program address?

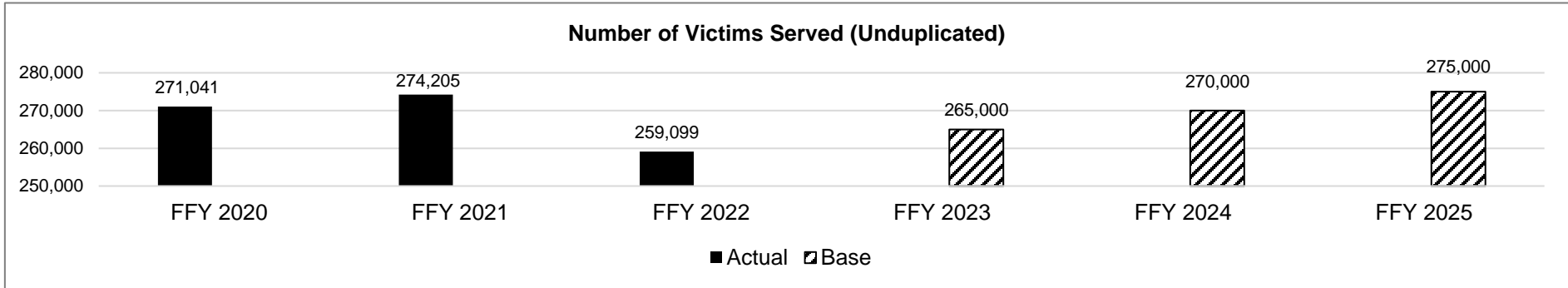
Ensure Missourians secure and sustain healthy, safe, and productive lives.

1b. What does this program do?

The Department of Social Services (DSS) administers the Victims of Crime Act (VOCA) Program to support community-based victim assistance programs and services that are directly related to the emotional healing and recovery of crime victims. VOCA is supported through fines and forfeitures collected by the federal courts. VOCA guidelines require that a minimum of 10% of the total funds be distributed for services to each of the following four types of crime victims: domestic violence, sexual assault, child abuse, and underserved populations. Victim assistance programs serving other types of crime victims are also eligible for funding.

The assistance provided through VOCA grants includes: 24-hour crisis hotline, individual and group counseling, emergency shelter, crisis intervention, court advocacy, emergency transportation, emergency legal assistance, transitional housing, and other services to promote emotional and physical health of victims.

2a. Provide an activity measure(s) for the program.



Projections may fluctuate based on the available Federal Funding. FFY 2023 Data will be available for the Governor's Recommendation.

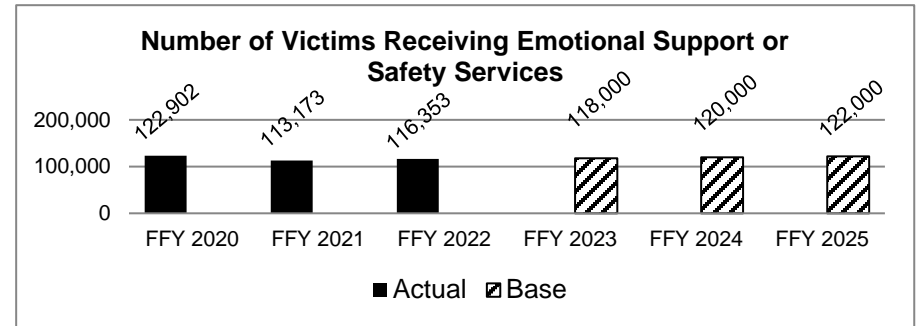
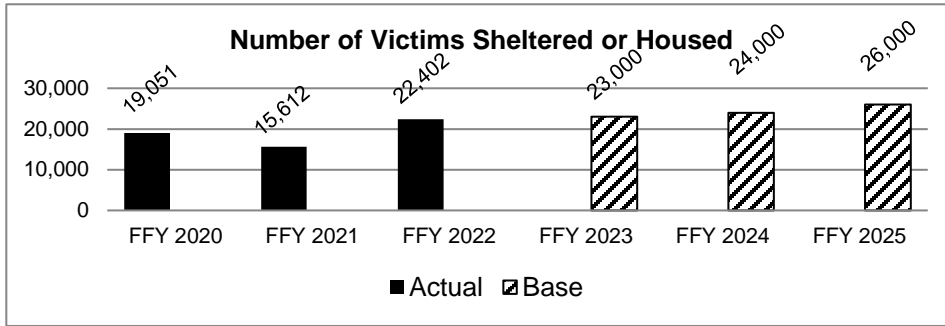
PROGRAM DESCRIPTION

Department: Social Services

HB Section(s): 11.280

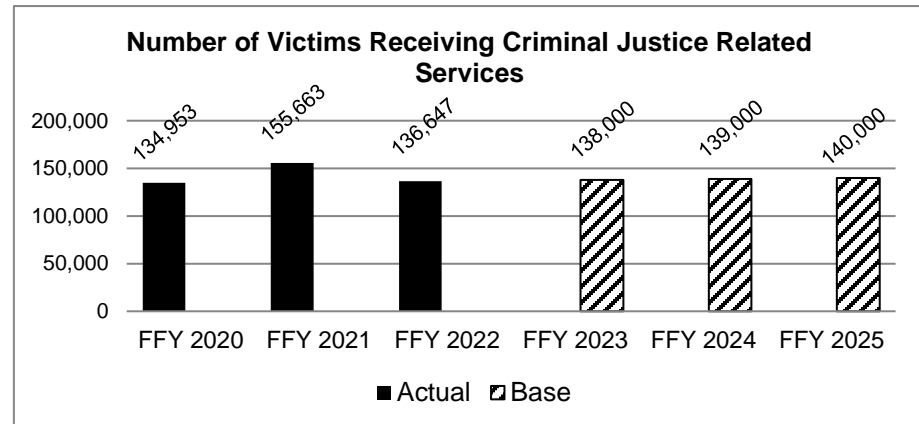
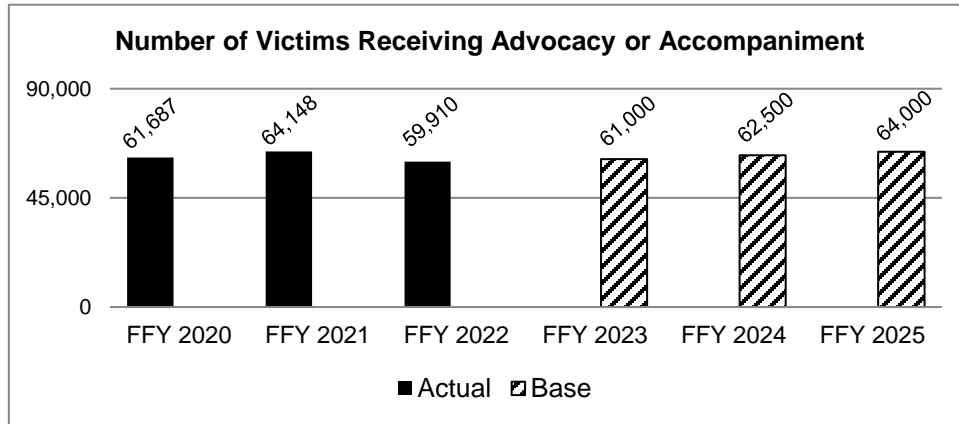
Program Name: Victims of Crime Act Program

Program is found in the following core budget(s): Victims of Crime Act



Projections may fluctuate based on the available Federal Funding.
FFY 2023 Data will be available for the Governor's Recommendation.

Projections may fluctuate based on the available Federal Funding.
FFY 2023 Data will be available for the Governor's Recommendation.



Projections may fluctuate based on the available Federal Funding.
FFY 2023 Data will be available for the Governor's Recommendation.

Projections may fluctuate based on the available Federal Funding.
FFY 2023 Data will be available for the Governor's Recommendation.

PROGRAM DESCRIPTION

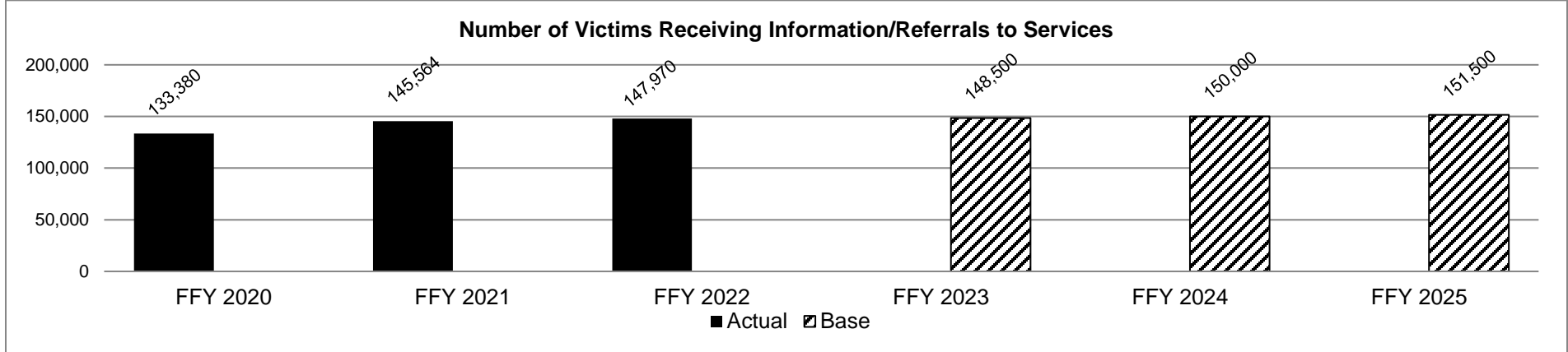
Department: Social Services

HB Section(s): 11.280

Program Name: Victims of Crime Act Program

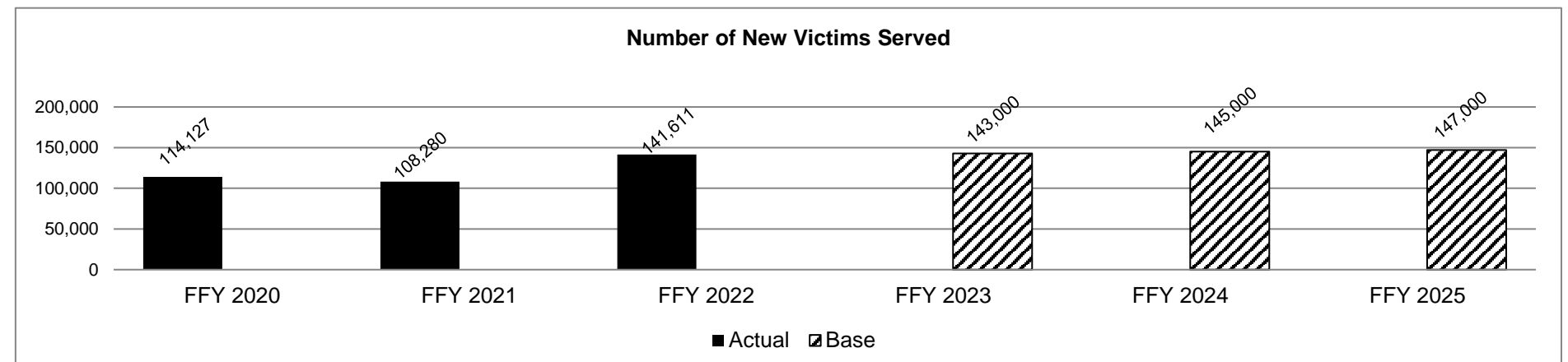
Program is found in the following core budget(s): Victims of Crime Act

2b. Provide a measure(s) of the program's quality.



Projections may fluctuate based on the available Federal Funding.
 FFY 2023 Data will be available for the Governor's Recommendation.

2c. Provide a measure(s) of the program's impact.



Projections may fluctuate based on the available Federal Funding.
 FFY 2023 Data will be available for the Governor's Recommendation.

PROGRAM DESCRIPTION

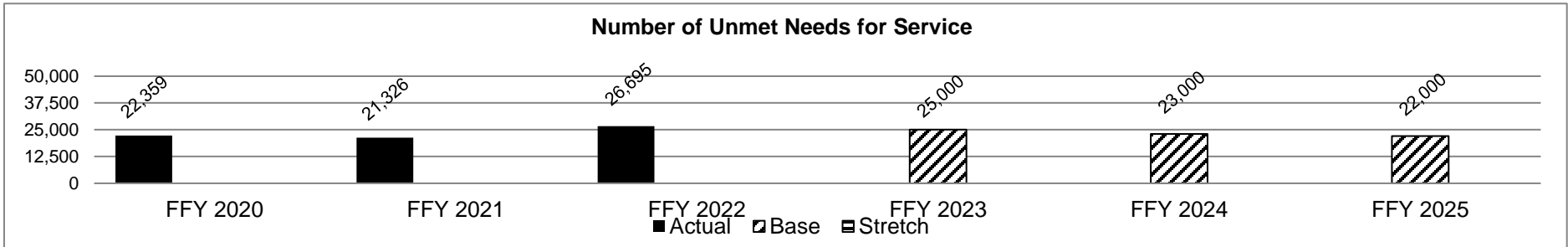
Department: Social Services

HB Section(s): 11.280

Program Name: Victims of Crime Act Program

Program is found in the following core budget(s): Victims of Crime Act

2d. Provide a measure(s) of the program's efficiency.



Agencies are required to answer a series of questions for their annual narrative. One of those questions is "Number of requests for services that were unmet?"

Projections may fluctuate based on the available Federal Funding.

FFY 2023 Data will be available for the Governor's Recommendation.

PROGRAM DESCRIPTION

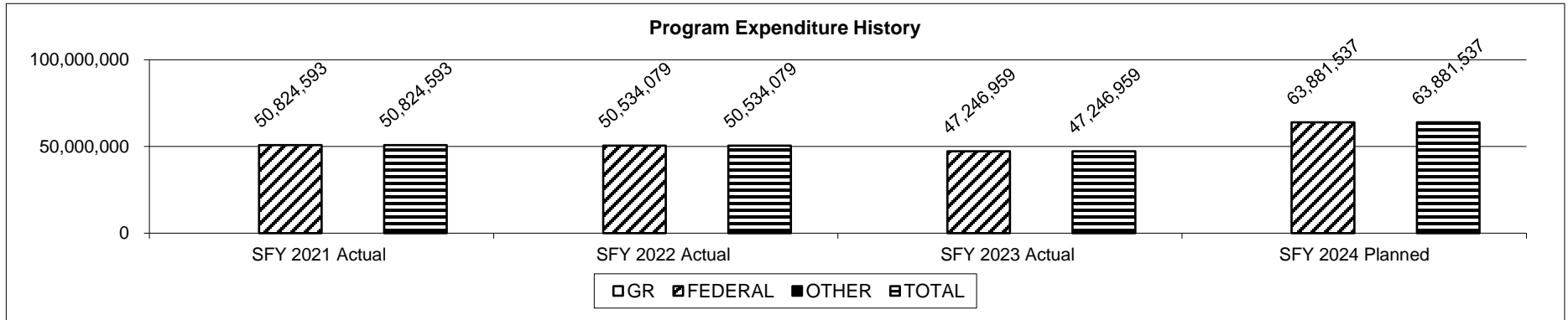
Department: Social Services

HB Section(s): 11.280

Program Name: Victims of Crime Act Program

Program is found in the following core budget(s): Victims of Crime Act

3. Provide actual expenditures for the prior three fiscal years and planned expenditures for the current fiscal year. (Note: Amounts do not include fringe benefit costs.)



SFY 2024 Planned expenditures are net of reverted.

4. What are the sources of the "Other " funds?

N/A

5. What is the authorization for this program, i.e., federal or state statute, etc.? (Include the federal program number, if applicable.)

Victims of Crime Act 1984, as amended, 34 USC 20101 et. seq. CFDA - 16.575. 28 CFR Part 94.

6. Are there federal matching requirements? If yes, please explain.

Yes, twenty percent (20%) cash or in-kind matching funds from non-federal sources are required on the total project cost for each sub-awardee. Administrative funds are exempt from match.

Effective September 20, 2021 match has been waived due to the passage of the VOCA Fix. Match is waived through the duration of the Public Health Emergency and then for one additional year from the conclusion of Public Health Emergency.

7. Is this a federally mandated program? If yes, please explain.

Yes. There are federal mandates and rules that govern 28 CFR Part 94.

VOCA Program Contracts		
Region	Agency Name	FFY 23 Contract
Central	Agape House Inc of Mountain View	\$ 69,336
Central	Alive, Inc.	\$ 187,968
Central	Boone County Prosecuting Attorney	\$ 156,154
Central	Capital City CASA	\$ 115,296
Central	Casa of South Central Missouri - 25th Judicial Circuit	\$ 219,096
Central	Central Missouri Stop Human Trafficking Coalition	\$ 194,872
Central	Central Mo Foster Care Coalition	\$ 425,000
Central	Child Safe of Central Missouri, Inc.	\$ 154,056
Central	Christos House, Inc	\$ 25,766
Central	Citizens against Domestic Violence, Inc	\$ 402,032
Central	Citizens Against Spouse Abuse, Inc	\$ 358,822
Central	Coalition Against Rape and Domestic Violence of Callaway County	\$ 251,186
Central	Comtrea, Childrens Advocacy Center Union	\$ 60,432
Central	COPE, Inc	\$ 294,042
Central	DeafLEAD	\$ 636,538
Central	Franklin County CASA, Inc.	\$ 90,916
Central	Genesis: A place of New Beginings	\$ 362,164
Central	Heart of Missouri CASA	\$ 109,604
Central	Jefferson City Rape & Abuse Crisis Service, Inc.	\$ 403,882
Central	Kids's Harbor, Inc.	\$ 690,116
Central	Legal Services of Eastern Missouri	\$ 16,308
Central	Legal Services of Southern Missouri	\$ 43,134
Central	Mid-Missouri Legal Services Corporation	\$ 76,250
Central	Missouri Alliance for Children & Families, LLC	\$ 34,698
Central	Missouri Association of Prosecuting Attorneys Central	\$ 715,920
Central	Mothers Against Drunk Driving Central	\$ 34,080
Central	Phelps County Family Crisis Services, Inc (Russell House) Central	\$ 526,352
Central	Rainbow House Regional Child Advocacy Center	\$ 148,624
Central	True North of Columbia, Inc	\$ 631,940
Central	Warren County/Turning Point Advocacy Services	\$ 34,208
Central	Missouri Kids First (Admin Funds)	\$ 58,592
Central	Missouri Coalition Against Domestic and Sexual Violence (Admin Funds)	\$ 331,460

VOCA Program Contracts		
Region	Agency Name	FFY 23 Contract
Central	Missouri State Highway Patrol	\$ 155,451
Central	Missouri State Highway Patrol (Sex Assault/Human Trafficking)	\$ 36,015
	Central Region Total	\$ 8,050,310
Kansas City	17th Judicial Circuit - Cass County Prosectors Office	\$ 193,518
Kansas City	AdHoc Group Against Crime	\$ 88,480
Kansas City	Child Abuse Prevention Association	\$ 724,568
Kansas City	Child Protection Center, Inc.	\$ 267,220
Kansas City	Child Safe of Central Missouri, Inc.	\$ 130,672
Kansas City	Cornerstones of Care	\$ 68,522
Kansas City	Foster Adopt Connect, Inc.-BI	\$ 862,912
Kansas City	Foster Adopt Connect, Inc.-Kinship	\$ 181,304
Kansas City	Grain Valley Police Department	\$ 55,532
Kansas City	Hope Haven of Cass County	\$ 348,068
Kansas City	Hope House, Inc.	\$ 1,831,074
Kansas City	Jackson County CASA	\$ 392,664
Kansas City	Jackson County, Prosecutor's Office	\$ 277,378
Kansas City	Kansas City 33 Public Schools, DBA, Kansas City Public Schools	\$ 1,376,086
Kansas City	Kansas City Missouri, Law Department	\$ 42,740
Kansas City	KC Mothers in Charge	\$ 225,000
Kansas City	Legal Aid of Western Missouri	\$ 158,774
Kansas City	Metropolitan Organization to Counter Sexual Assault	\$ 1,258,098
Kansas City	Missouri Alliance for Children & Families, LLC	\$ 42,408
Kansas City	Missouri Association of Prosecuting Attorneys kansas city	\$ 160,592
Kansas City	Mothers Against Drunk Driving Kansas City	\$ 34,392
Kansas City	Newhouse	\$ 492,024
Kansas City	Rose Brooks Center, Inc	\$ 2,450,838
Kansas City	Survival Adult Abuse Center, Inc	\$ 278,570
Kansas City	Synergy Services, Inc.	\$ 1,463,084
Kansas City	The Childrens Place, Inc	\$ 400,012
	Kansas City Region Total	\$ 13,804,530

VOCA Program Contracts		
Region	Agency Name	FFY 23 Contract
Northeast	Abuse Victims Education Network Unified to Ensure Safety For Northeast Missouri, Inc (AVENUES)	\$ 436,828
Northeast	Audrain County Crisis Intervention Services, Inc	\$ 342,138
Northeast	Child Safe of Central Missouri, Inc.	\$ 36,680
Northeast	Douglass Community Services-CASA Program	\$ 70,802
Northeast	Foster Adopt Connect, Inc.-Kinship	\$ 109,894
Northeast	Legal Services of Eastern Missouri	\$ 34,038
Northeast	Mid-Missouri Legal Services Corporation	\$ 24,690
Northeast	Missouri Association of Prosecuting Attorneys NE	\$ 377,122
Northeast	Mothers Against Drunk Driving NE	\$ 14,374
Northeast	North Central Missouri Children's Advocacy Center NE	\$ 16,790
Northeast	Preferred Family Healthcare, Inc-Robertson NE	\$ 157,408
Northeast	Randolph County Prosecutor's Office	\$ 42,988
Northeast	Safe Passage	\$ 319,626
Northeast	The Child Advocacy Center of Northeast Missouri, Inc (Child Center)	\$ 117,150
Northeast	Warren County/Turning Point Advocacy Services	\$ 151,912
	Northeast Region Total	\$ 2,252,440

VOCA Program Contracts		
Region	Agency Name	FFY 23 Contract
Northwest	15th Judicial Circuit CASA	\$ 34,168
Northwest	Child Safe of Central Missouri, Inc.	\$ 171,020
Northwest	Community Advocacy & Resource Empowerment of Atchison County, Inc. D/B/A C.A.R.E. of Atchison INC	\$ 72,620
Northwest	Foster Adopt Connect, Inc.-Kinship	\$ 42,456
Northwest	Green Hills Womens Shelter	\$ 684,658
Northwest	House of Hope, Inc	\$ 270,786
Northwest	Legal Aid of Western Missouri	\$ 25,516
Northwest	Livingston County Prosecutor's Office	\$ 33,528
Northwest	Missouri Association of Prosecuting Attorneys NW	\$ 430,560
Northwest	Mothers Against Drunk Driving NW	\$ 39,486
Northwest	North Central Missouri Children's Advocacy Center NW	\$ 92,714
Northwest	North Star	\$ 147,472
Northwest	Northwest Missouri Children's Advocacy Center- Voices of Courage	\$ 250,090
Northwest	YWCA St. Joseph	\$ 666,580
	Northwest Region Total	\$ 2,961,654

VOCA Program Contracts		
Region	Agency Name	FFY 23 Contract
Southeast	37th Judicial CASA	\$ 43,200
Southeast	Agape House Inc of Mountain View	\$ 146,988
Southeast	Butler County Community Resource Council (CASA of the 36th)	\$ 30,790
Southeast	CASA of Dunklin County	\$ 72,676
Southeast	Christos House, Inc	\$ 103,060
Southeast	Comtrea, Childrens Advocacy Center Farmington	\$ 57,028
Southeast	Court Appointed Special Advocates of the Parkland	\$ 51,884
Southeast	Court Appointed Special Advocates of Southeast Missouri, Inc	\$ 192,450
Southeast	Delta Area Economic Opportunity Corporation	\$ 109,446
Southeast	Foster Adopt Connect, Inc.-Kinship	\$ 42,456
Southeast	Great Circle	\$ 238,748
Southeast	Haven House, Inc.	\$ 360,800
Southeast	House of Refuge	\$ 145,580
Southeast	Legal Services of Southern Missouri	\$ 152,926
Southeast	Mid Ozark Casa Program	\$ 66,426
Southeast	Missouri Alliance for Children & Families, LLC	\$ 21,204
Southeast	Missouri Association of Prosecuting Attorneys SE	\$ 675,712
Southeast	Mothers Against Drunk Driving SE	\$ 34,622
Southeast	Phelps County Family Crisis Services, Inc (Russell House) SW	\$ 86,678
Southeast	Regional Family Crisis Center	\$ 236,318
Southeast	Reynolds Country Crime Victim Advocate Program/Reynolds County Sheriff's Office	\$ 38,160
Southeast	Safe House For Women, Inc	\$ 305,362
Southeast	Selah Place of Oregon Co, Inc	\$ 200,000
Southeast	Southeast Missouri Family Violence	\$ 314,540
Southeast	Southeast Missouri Network Against Sexual Violence	\$ 129,952
Southeast	Susanna Wesley Family Learning Center, Inc	\$ 326,146
Southeast	The Child Advocacy Center - Southeast	\$ 208,236
Southeast	Wayne County Sheriffs's Office	\$ 18,400
Southeast	Whole Health Outreach/Casa Guadalupe Family Growth Center	\$ 110,131
	Southeast Region Total	\$ 4,519,919

VOCA Program Contracts		
Region	Agency Name	FFY 23 Contract
Southwest	CASA (Court Appointed Special Advocates) of Southwest Missouri	\$ 114,916
Southwest	Child Safe of Central Missouri, Inc.	\$ 80,696
Southwest	Children's Center of Southwest Missouri	\$ 597,906
Southwest	Christian County Family Crisis Center dba Freedom's Rest	\$ 304,254
Southwest	Christos House, Inc	\$ 77,294
Southwest	Council on Families in Crisis, Inc	\$ 341,204
Southwest	County of Greene	\$ 123,924
Southwest	Family Self Help Center Inc dba Lafayette House	\$ 248,532
Southwest	Family Violence Center, Inc., d/b/a Harmony House	\$ 689,812
Southwest	Foster Adopt Connect, Inc.-BI	\$ 463,088
Southwest	Foster Adopt Connect, Inc.-Kinship	\$ 99,890
Southwest	Great Circle	\$ 225,810
Southwest	Harbor House Domestic Violence Center	\$ 256,898
Southwest	I Pour Life, Inc	\$ 252,668
Southwest	Jasper County CASA	\$ 149,380
Southwest	Legal Aid of Western Missouri	\$ 143,722
Southwest	Legal Services of Southern Missouri	\$ 216,050
Southwest	Lester E. Cox Medical Center dba CoxHealth	\$ 114,396
Southwest	McDonald County Circuit Court	\$ 26,462
Southwest	Missouri Alliance for Children & Families, LLC	\$ 69,396
Southwest	Missouri Association of Prosecuting Attorneys SW	\$ 993,226
Southwest	Mothers Against Drunk Driving SW	\$ 43,678
Southwest	New-Mac CASA	\$ 44,024
Southwest	Polk County House of Hope, Inc.	\$ 413,942
Southwest	Stone County Assistance Team / Lakes Area CAC	\$ 48,744
Southwest	Survival Adult Abuse Center, Inc	\$ 137,206
Southwest	The Child Advocacy Center - Southwest	\$ 470,460
Southwest	The Victim Center, Inc.	\$ 534,156
Southwest	Webster County Victim Assistance Program	\$ 74,795
Southwest	Womens Crisis Center	\$ 332,439
	Southwest Region Total	\$ 7,688,968

VOCA Program Contracts		
Region	Agency Name	FFY 23 Contract
St. Louis	Alive, Inc.	\$ 783,572
St. Louis	CASA of St. Louis	\$ 203,122
St. Louis	Children's Home Society of Missouri DBA Family Forward	\$ 311,551
St. Louis	City of St. Louis by and Through the St. Louis Circuit Attorney's Office Victim Services	\$ 425,750
St. Louis	Community Treatment Inc, dba Comtrea A Safe Place	\$ 164,866
St. Louis	Comtrea, Childrens Advocacy Center Festus	\$ 85,156
St. Louis	Court Appointed Special Advocates (CASA) of Jefferson County	\$ 90,514
St. Louis	Crime Victim Advocacy Center	\$ 401,038
St. Louis	Curators of the University of Missouri on Behalf of UMSL Child Advocacy Services	\$ 308,708
St. Louis	DeafLEAD	\$ 201,084
St. Louis	Diamond Diva Empowerment Foundation	\$ 263,120
St. Louis	Employment Connection	\$ 250,000
St. Louis	Foster & Adoptive Care Coalition	\$ 386,848
St. Louis	Healing Action Network, Inc	\$ 263,120
St. Louis	JADASA	\$ 140,000
St. Louis	Legal Services of Eastern Missouri	\$ 127,290
St. Louis	Life Source Consultants	\$ 204,130
St. Louis	Lydia's House, Inc	\$ 254,124
St. Louis	MICA Project	\$ 56,882
St. Louis	Missouri Alliance for Children & Families, LLC	\$ 25,060
St. Louis	Missouri Association of Prosecuting Attorneys st louis	\$ 48,714
St. Louis	Mothers Against Drunk Driving ST Louis	\$ 39,244
St. Louis	Preferred Family Healthcare, Inc-Womens Ctr ST Louis	\$ 183,666
St. Louis	Safe Connections	\$ 744,630
St. Louis	Saweraa	\$ 82,224
St. Louis	St. Charles County, Family Court	\$ 67,062
St. Louis	St. Charles County, Prosecutor's Office	\$ 77,200
St. Louis	St. Louis County-Dept of Human Services	\$ 324,622

VOCA Program Contracts		
Region	Agency Name	FFY 23 Contract
St. Louis	St. Martha's Hall	\$ 524,556
St. Louis	The Child Advocacy Center of St. Louis (Child Center)	\$ 285,922
St. Louis	The Women's Safe House	\$ 785,922
St. Louis	Warren County/Turning Point Advocacy Services	\$ 249,004
St. Louis	Women of Grace/GIA Community Dev. Corp	\$ 105,520
St. Louis	Young Women's Christian Association of Metropolitan St. Louis	\$ 589,495
St. Louis	ARCHS Community Partnership	\$ 1,000,000
	St. Louis Region	\$ 10,053,716
	Total Program Contracts	\$ 49,331,537

Core - Assist Victims of Sexual Assault

CORE DECISION ITEM

Department: Social Services
 Division: Family Support Division
 Core: Assist Victims of Sexual Assault

Budget Unit: 90234C
 HB Section: 11.285

1. CORE FINANCIAL SUMMARY

	FY 2025 Budget Request			
	GR	Federal	Other	Total
PS	0	0	0	0
EE	376,712	0	0	376,712
PSD	1,373,288	2,020,916	0	3,394,204
TRF	0	0	0	0
Total	1,750,000	2,020,916	0	3,770,916
FTE	0.00	0.00	0.00	0.00

	FY 2025 Governor's Recommendation			
	GR	Federal	Other	Total
PS	0	0	0	0
EE	0	0	0	0
PSD	0	0	0	0
TRF	0	0	0	0
Total	0	0	0	0
FTE	0.00	0.00	0.00	0.00

Est. Fringe	0	0	0	0
--------------------	---	---	---	---

Note: Fringes budgeted in House Bill 5 except for certain fringes budgeted directly to MoDOT, Highway Patrol, and Conservation.

Est. Fringe	0	0	0	0
--------------------	---	---	---	---

Note: Fringes budgeted in House Bill 5 except for certain fringes budgeted directly to MoDOT, Highway Patrol, and Conservation.

Other Funds: N/A

Other Funds: N/A

2. CORE DESCRIPTION

The Department of Social Services (DSS) provides funding on a contractual basis to programs throughout the state that serve victims who have been subjected to non-consensual conduct of a sexual nature. The programs provide support services for victims of sexual violence who are 14 years of age or older, which include medical advocacy.

3. PROGRAM LISTING (list programs included in this core funding)

Assist Victims of Sexual Assault

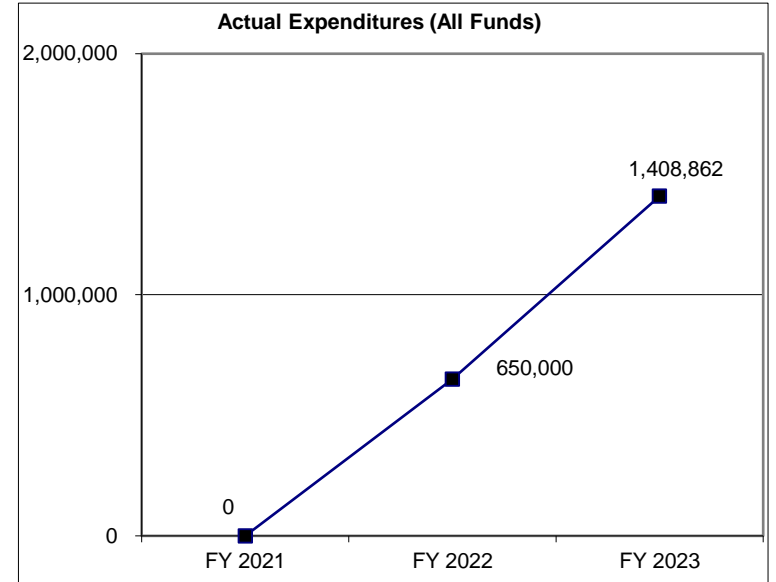
CORE DECISION ITEM

Department: Social Services
Division: Family Support Division
Core: Assist Victims of Sexual Assault

Budget Unit: 90234C
HB Section: 11.285

4. FINANCIAL HISTORY

	FY 2021 Actual	FY 2022 Actual	FY 2023 Actual	FY 2024 Current Yr.
Appropriation (All Funds)	750,000	750,000	3,690,803	4,690,803
Less Reverted (All Funds)	(22,500)	(22,500)	(22,500)	(52,500)
Less Restricted (All Funds)	0	0	0	0
Budget Authority (All Funds)	<u>727,500</u>	<u>727,500</u>	<u>3,668,303</u>	<u>4,638,303</u>
Actual Expenditures (All Funds)	0	650,000	1,408,862	N/A
Unexpended (All Funds)	<u>727,500</u>	<u>77,500</u>	<u>2,259,441</u>	<u>N/A</u>
Unexpended, by Fund:				
General Revenue	727,500	77,500	57,466	N/A
Federal	0	0	2,201,975	N/A
Other	0	0	0	N/A
	(1)		(2)	(3)



*Current Year restricted amount is as of September 1, 2023.
 Reverted includes the statutory three- percent reserve (when applicable).
 Restricted includes any Governor's Expenditure Restriction (when applicable).

NOTES:

- (1)** FY 2021 - There was a core reduction of \$250,000 GR and a core reallocation of \$160,000 in VOCA funding to HB section 11.200. This funding was in restriction until March 2021, not allowing enough time to be spent.
- (2)** FY 2023 - There was an increase of \$2,940,803 FF for FVPSA Sexual Assault ARPA.
- (3)** FY 2024 - There was an increase of \$1,000,000 GR for Victims of Sexual Assault.

CORE RECONCILIATION DETAIL

**DEPARTMENT OF SOCIAL SERVICES
ASSIST VICTIMS OF SEXUAL ASSLT**

5. CORE RECONCILIATION DETAIL

	Budget Class	FTE	GR	Federal	Other	Total	Explanation
TAFP AFTER VETOES							
	EE	0.00	376,712	0	0	376,712	
	PD	0.00	1,373,288	2,940,803	0	4,314,091	
	Total	0.00	1,750,000	2,940,803	0	4,690,803	
DEPARTMENT CORE ADJUSTMENTS							
Core Reduction	833 2521 PD	0.00	0	(919,887)	0	(919,887)	Core reducing approp by amount of expenditures as of September 1, 2023.
NET DEPARTMENT CHANGES		0.00	0	(919,887)	0	(919,887)	
DEPARTMENT CORE REQUEST							
	EE	0.00	376,712	0	0	376,712	
	PD	0.00	1,373,288	2,020,916	0	3,394,204	
	Total	0.00	1,750,000	2,020,916	0	3,770,916	
GOVERNOR'S RECOMMENDED CORE							
	EE	0.00	376,712	0	0	376,712	
	PD	0.00	1,373,288	2,020,916	0	3,394,204	
	Total	0.00	1,750,000	2,020,916	0	3,770,916	

DECISION ITEM SUMMARY

Budget Unit									
Decision Item	FY 2023	FY 2023	FY 2024	FY 2024	FY 2025	FY 2025	*****	*****	
Budget Object Summary	ACTUAL	ACTUAL	BUDGET	BUDGET	DEPT REQ	DEPT REQ	SECURED	SECURED	
Fund	DOLLAR	FTE	DOLLAR	FTE	DOLLAR	FTE	COLUMN	COLUMN	
ASSIST VICTIMS OF SEXUAL ASSLT									
CORE									
EXPENSE & EQUIPMENT									
GENERAL REVENUE	0	0.00	376,712	0.00	376,712	0.00	0	0.00	
TOTAL - EE	0	0.00	376,712	0.00	376,712	0.00	0	0.00	
PROGRAM-SPECIFIC									
GENERAL REVENUE	670,034	0.00	1,373,288	0.00	1,373,288	0.00	0	0.00	
DSS FEDERAL STIM 2021 FUND	738,828	0.00	2,940,803	0.00	2,020,916	0.00	0	0.00	
TOTAL - PD	1,408,862	0.00	4,314,091	0.00	3,394,204	0.00	0	0.00	
TOTAL	1,408,862	0.00	4,690,803	0.00	3,770,916	0.00	0	0.00	
GRAND TOTAL	\$1,408,862	0.00	\$4,690,803	0.00	\$3,770,916	0.00	\$0	0.00	

DECISION ITEM DETAIL

Budget Unit	FY 2023	FY 2023	FY 2024	FY 2024	FY 2025	FY 2025	*****	*****
Decision Item	ACTUAL	ACTUAL	BUDGET	BUDGET	DEPT REQ	DEPT REQ	SECURED	SECURED
Budget Object Class	DOLLAR	FTE	DOLLAR	FTE	DOLLAR	FTE	COLUMN	COLUMN
ASSIST VICTIMS OF SEXUAL ASSLT								
CORE								
PROFESSIONAL SERVICES	0	0.00	376,712	0.00	376,712	0.00	0	0.00
TOTAL - EE	0	0.00	376,712	0.00	376,712	0.00	0	0.00
PROGRAM DISTRIBUTIONS	1,408,862	0.00	4,314,091	0.00	3,394,204	0.00	0	0.00
TOTAL - PD	1,408,862	0.00	4,314,091	0.00	3,394,204	0.00	0	0.00
GRAND TOTAL	\$1,408,862	0.00	\$4,690,803	0.00	\$3,770,916	0.00	\$0	0.00
GENERAL REVENUE	\$670,034	0.00	\$1,750,000	0.00	\$1,750,000	0.00		0.00
FEDERAL FUNDS	\$738,828	0.00	\$2,940,803	0.00	\$2,020,916	0.00		0.00
OTHER FUNDS	\$0	0.00	\$0	0.00	\$0	0.00		0.00

PROGRAM DESCRIPTION

Department: Social Services

HB Section(s): 11.285

Program Name: Services for Victims of Sexual Assault

Program is found in the following core budget(s): Assist Victims of Sexual Assault

1a. What strategic priority does this program address?

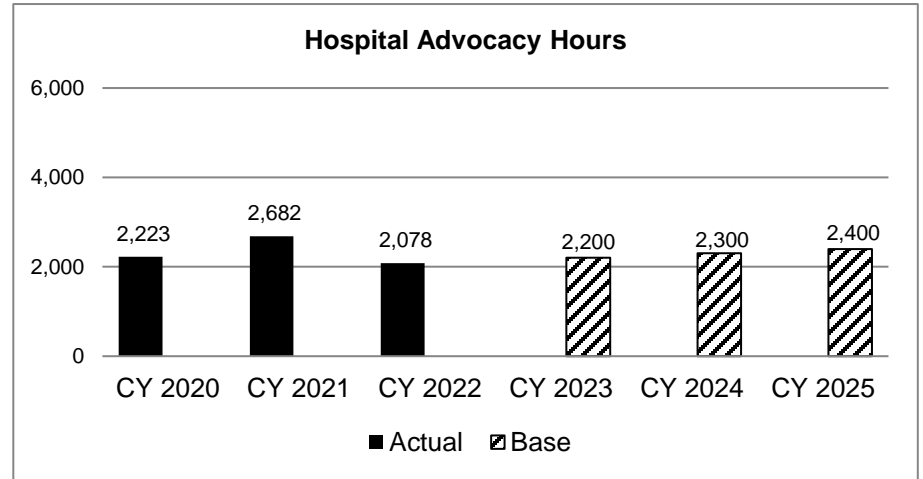
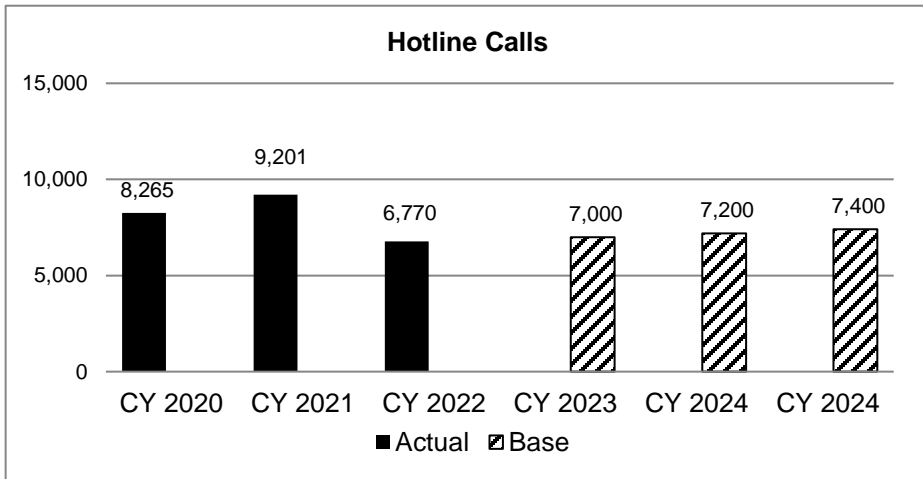
Ensure Missourians secure and sustain healthy, safe, and productive lives.

1b. What does this program do?

The Department of Social Services (DSS) provides funding to the Sexual Assault Program on a contracted basis to dual community-based domestic violence and sexual assault programs that provide supportive or preventative services to adult and youth victims of sexual assault or non-consensual conduct of a sexual nature including sexual harassment, rape, incest, and sexual abuse. The funding is used to assist victims of sexual assault who are 14 years of age or older. This funding also is distributed to several sexual assault centers that see a larger number of sexual assault victims.

Examples of support services include: professional therapy, crisis intervention, case management, support group, 24-hour hotline, medical advocacy, and legal advocacy.

2a. Provide an activity measure(s) for the program.



*In CY 2020, data reflects a decrease that occurred due to the COVID-19 pandemic.

*In CY 2020, data reflects a decrease that occurred due to the COVID-19 pandemic.

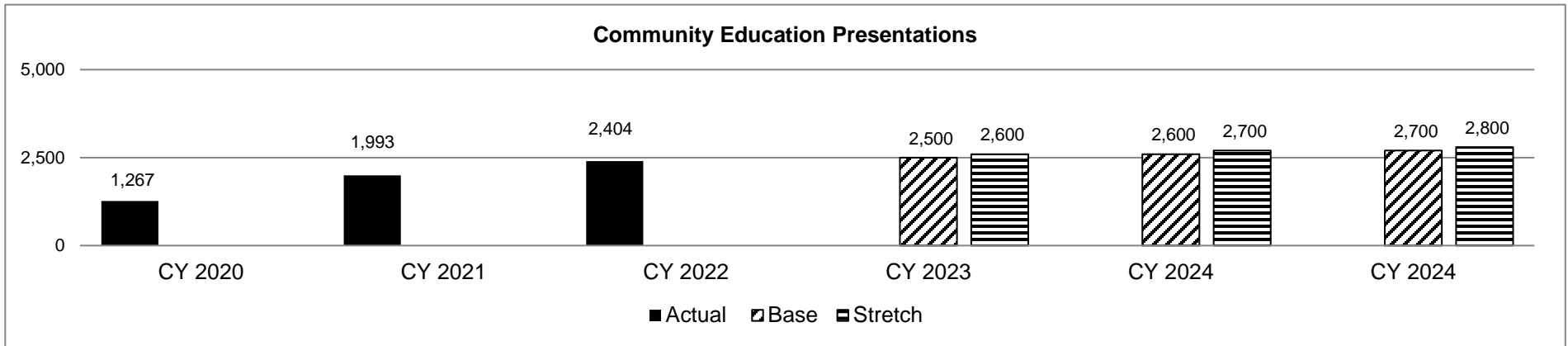
PROGRAM DESCRIPTION

Department: Social Services

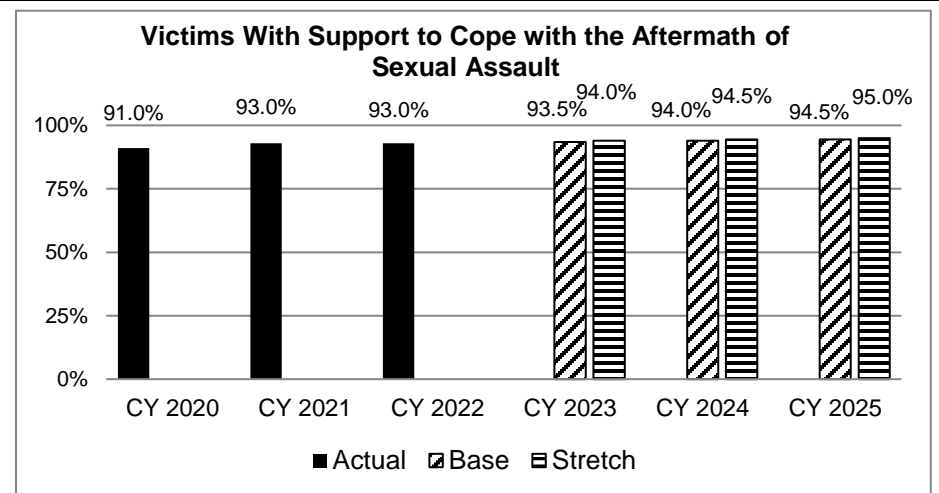
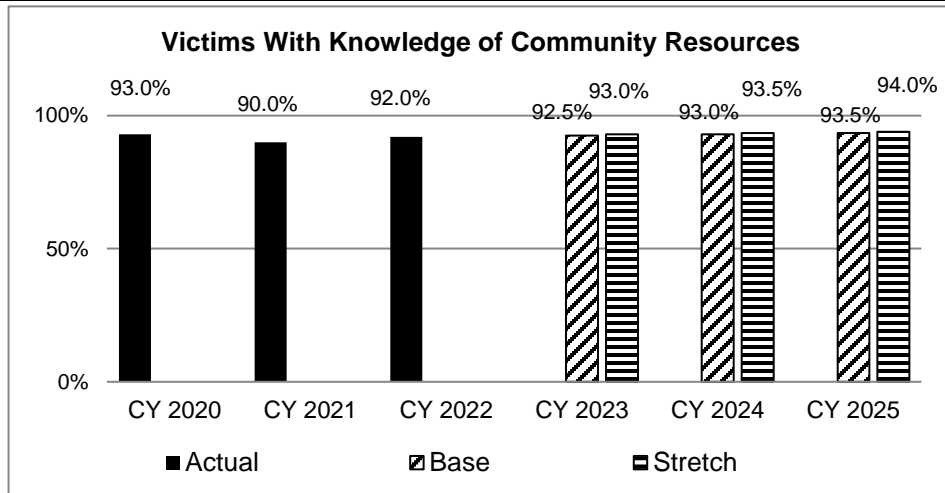
HB Section(s): 11.285

Program Name: Services for Victims of Sexual Assault

Program is found in the following core budget(s): Assist Victims of Sexual Assault



2b. Provide a measure(s) of the program's quality.



PROGRAM DESCRIPTION

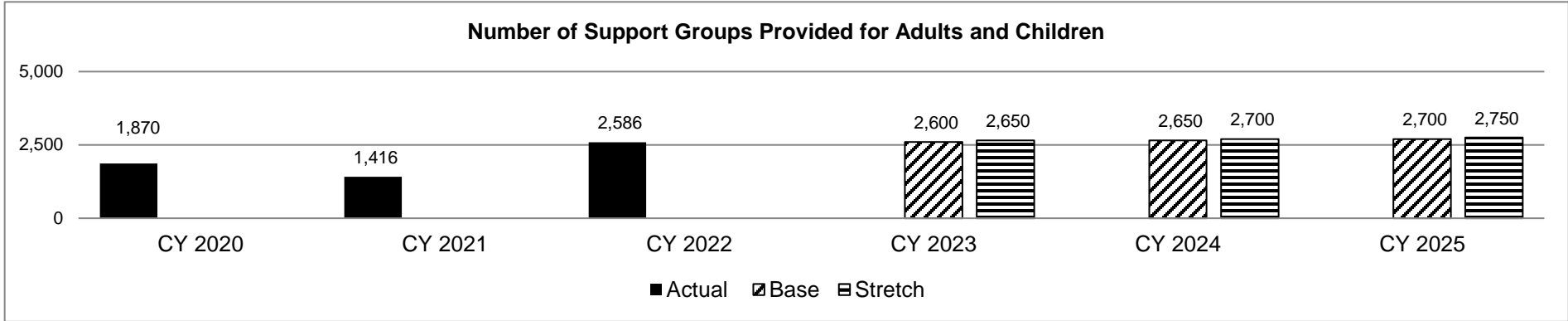
Department: Social Services

HB Section(s): 11.285

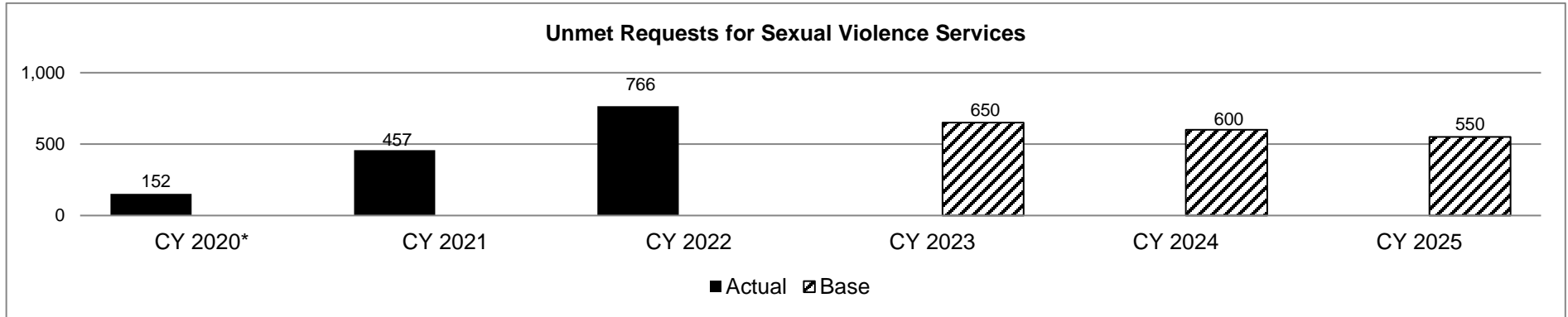
Program Name: Services for Victims of Sexual Assault

Program is found in the following core budget(s): Assist Victims of Sexual Assault

2c. Provide a measure(s) of the program's impact.



2d. Provide a measure(s) of the program's efficiency.



Note: A survey was conducted during one week in September and the results represent that single week.

*In CY 2020, data reflects a decrease that occurred due to the COVID-19 pandemic.

PROGRAM DESCRIPTION

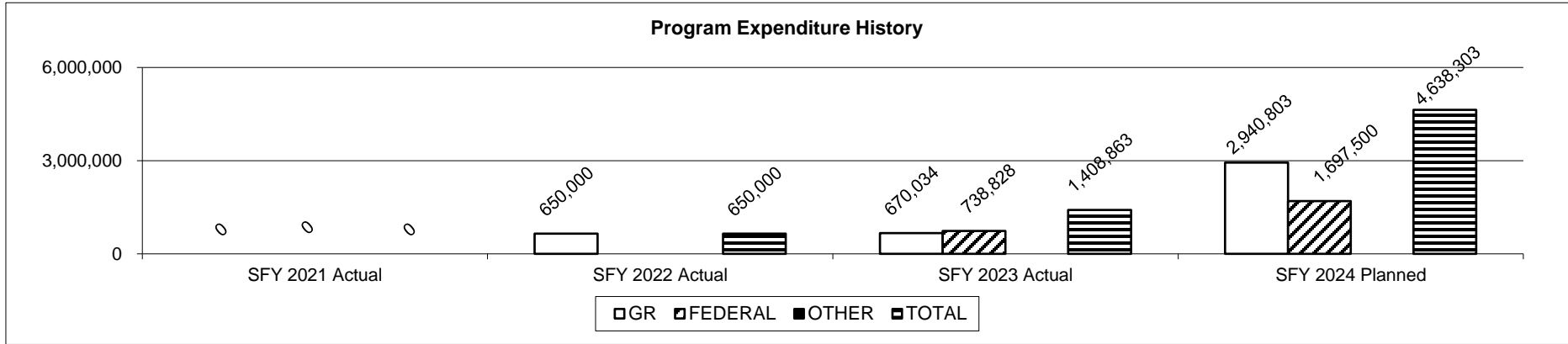
Department: Social Services

HB Section(s): 11.285

Program Name: Services for Victims of Sexual Assault

Program is found in the following core budget(s): Assist Victims of Sexual Assault

3. Provide actual expenditures for the prior three fiscal years and planned expenditures for the current fiscal year. (Note: Amounts do not include fringe benefit costs.)



SFY 2024 Planned expenditures are net of reverted.

4. What are the sources of the "Other " funds?

N/A

5. What is the authorization for this program, i.e., federal or state statute, etc.? (Include the federal program number, if applicable.)

Missouri Statute: Chapters 455 and 210, RSMo. Federal Statute: The Family Violence Prevention and Services Act (FVPSA) Grants for Battered Women's Shelters/Grants to States authorizes the program and is under the Catalog of Federal Domestic Assistance (CFDA) Number 93.671. FVPSA is awarded under Title III of the Child Abuse Amendments of 1984 (Public Law [Pub. L] 98-457, 42 United States Code [U.S.C.] 10404 (a) (4)). The Act was most recently amended by Section 201 of the Child Abuse Prevention and Treatment Act (CAPTA) Reauthorization Act of 2010, Pub. L. 111-320.

6. Are there federal matching requirements? If yes, please explain.

Yes, expenditures are claimed to Family Violence and Prevention grant which requires a twenty percent (20%) match from non-federal sources which is required of the sub-recipient.

7. Is this a federally mandated program? If yes, please explain.

No.

**Department of Social Services
Children's Division**

**Fiscal Year 2025 Budget Request
Book 6 of 10**

Robert Knodell, Director

Table of Contents

Table of Contents

CHILDREN'S DIVISION – DSS BUDGET BOOK 6 OF 10

Department Request Summary	1
NDI – Child Welfare CTC	6
Core – Children's Division Administration.....	13
Core – Child Abuse & Neglect Hotline.....	25
Core – Children's Field Staff and Operations	35
NDI – IV-B Grant Case Worker Visit Enhancement.....	55
NDI – Purchase of New Fleet.....	60
NDI – CCWIS FACES Support.....	65
Core - Children's Family Centered Services.....	69
Core – Children's Team Decision Making.....	80
Core – CCWIS (FACES) Replacement	91
Core – Children's Staff Training	99
NDI – Bachelor of Social Work (BSW) Program.....	108
Core – Children's Staff Training Special Investigation.....	112
Core – Children's Prevention Trafficking and Exploitation.....	119
Core – Prevention of Human Trafficking.....	129
Core – Brief Strategic Family Therapy – Parent Child Interact Therapy.....	141
Core – Birth Match Program	154
Core – Children's Treatment Services	162
Core – Crisis Care.....	176
Core – Family First Prevention Services.....	187
NDI – Family First PSA.....	210
Core – Foster Care.....	218
Core – Foster Care Outdoor Program	228
Core – Foster Care Maintenance Payments	236
Core – Therapeutic Foster Care Placement.....	249
Core – Qualified Residential Treatment Program.....	257
Core – Residential Treatment Services.....	277
Core – Foster Parent Training	289
Core – Foster Youth Educational Assistance.....	298

CHILDREN’S DIVISION – DSS BUDGET BOOK 7 OF 10

Core – Foster Care Case Management Contracts	306
Core – Management Contract.....	318
NDI – Management Contract.....	325
Core – Adoption Subsidy.....	329
Core – Guardianship Subsidy	339
Core – Family Resource Centers.....	349
Core – Kinship Navigator FFPSA	375
Core – Transitional Living.....	383
Core – Independent Living.....	394
Core – Child Assessment Centers.....	405
Core – CACs Prevention Sexual Exploitation.....	419
Core – Title IV-E Authority Juvenile Courts.....	427
Core – Title IV-E Authority CASAs.....	434
Core – Child Abuse and Neglect Grant.....	441
Core – Foster Care Children’s Account.....	449

Department Request Summary

DEPARTMENT OF SOCIAL SERVICES
FISCAL YEAR 2025 BRASS SECTION SUMMARY

H.B. Sec.	Decision Item Name	2025 Department Request				
		FTE	GR	FF	OF	Total
11.300	Children's Administration					
	Core	75.43	3,532,797	4,540,139	55,493	8,128,429
	<i>Total</i>	75.43	3,532,797	4,540,139	55,493	8,128,429
11.302	CD Child Abuse & Neglect Hotline					
	Core	79.00	4,603,637	0	0	4,603,637
	<i>Total</i>	79.00	4,603,637	0	0	4,603,637
11.305	Children's Field Staff and Operations					
	Core	1,796.86	49,113,974	78,619,398	129,015	127,862,387
	NDI- SB 186 Implementation	46.00	1,799,665	1,056,946	0	2,856,611
	NDI- IV-B Case Worker Visit CTC	0.00	0	2,033,988	0	2,033,988
	NDI- CWIS Support	12.00	853,549	0	0	853,549
	NDI- CD Vehicle Fleet Management	0.00	3,468,000	0	0	3,468,000
	<i>Total</i>	1,854.86	55,235,188	81,710,332	129,015	137,074,535
11.306	CD Family Centered Services					
	Core	20.00	2,727,651	838,839	0	3,566,490
	<i>Total</i>	20.00	2,727,651	838,839	0	3,566,490
11.307	CD Team Decision Making					
	Core	20.00	2,727,651	838,839	0	3,566,490
	<i>Total</i>	20.00	2,727,651	838,839	0	3,566,490
11.310	CCWIS (FACES Replacement)					
	Core	0.00	0	8,000,000	0	8,000,000
	<i>Total</i>	0.00	0	8,000,000	0	8,000,000
11.315	Children's Staff Training					
	Core	0.00	1,085,056	590,243	0	1,675,299
	NDI- Bachelor of Social Work (BSW) Program	0.00	308,000	0	0	308,000
	<i>Total</i>	0.00	1,393,056	590,243	0	1,983,299
11.315	CD Staff Training Spec Invest					
	Core	0.00	0	627,545	0	627,545
	<i>Total</i>	0.00	0	627,545	0	627,545
11.318	CD Prev-Trafficking & Explt					
	Core	1.00	66,123	38,833	0	104,956
	<i>Total</i>	1.00	66,123	38,833	0	104,956

DEPARTMENT OF SOCIAL SERVICES
FISCAL YEAR 2025 BRASS SECTION SUMMARY

H.B. Sec.	Decision Item Name	2025 Department Request				
		FTE	GR	FF	OF	Total
11.320	Prevention of Human Trafficking					
	Core	0.00	0	274,937	0	274,937
	<i>Total</i>	0.00	0	274,937	0	274,937
11.320	Prevention of Human Trafficking - Grants					
	Core	0.00	150,000	0	0	150,000
	<i>Total</i>	0.00	150,000	0	0	150,000
11.325	Brief Strategic Fam Therapy					
	Core	0.00	1,037,787	1,037,787	0	2,075,574
	<i>Total</i>	0.00	1,037,787	1,037,787	0	2,075,574
11.325	Parent Child Intrct Therapy					
	Core	0.00	995,630	995,630	0	1,991,260
	<i>Total</i>	0.00	995,630	995,630	0	1,991,260
11.330	Children's Treatment Services					
	Core	0.00	15,268,036	11,202,561	0	26,470,597
	<i>Total</i>	0.00	15,268,036	11,202,561	0	26,470,597
11.330	Crisis Care					
	Core	0.00	2,316,000	0	0	2,316,000
	<i>Total</i>	0.00	2,316,000	0	0	2,316,000
11.332	Family First					
	NDI- Family First PSA	0.00	500,000	9,150,000	0	9,650,000
	<i>Total</i>	0.00	500,000	9,150,000	0	9,650,000
11.335	Foster Care					
	Core	0.00	1,843,367	2,043,162	15,000	3,901,529
	<i>Total</i>	0.00	1,843,367	2,043,162	15,000	3,901,529
11.335	Foster Care Outdoor Treatment					
	Core	0.00	183,385	316,615	0	500,000
	<i>Total</i>	0.00	183,385	316,615	0	500,000
11.340	FC Main					
	Core	0.00	52,030,015	41,645,884	8,000,000	101,675,899
	<i>Total</i>	0.00	52,030,015	41,645,884	8,000,000	101,675,899

DEPARTMENT OF SOCIAL SERVICES
FISCAL YEAR 2025 BRASS SECTION SUMMARY

H.B. Sec.	Decision Item Name	2025 Department Request				
		FTE	GR	FF	OF	Total
11.345	Therapeutic Foster Care Placement					
	Core	0.00	4,566,746	1,902,621	0	6,469,367
	<i>Total</i>	0.00	4,566,746	1,902,621	0	6,469,367
11.350	QRTP Non-IMD					
	Core	0.00	9,748,446	3,327,448	0	13,075,894
	<i>Total</i>	0.00	9,748,446	3,327,448	0	13,075,894
11.350	QRTP IMD					
	Core	0.00	8,247,460	2,713,113	0	10,960,573
	<i>Total</i>	0.00	8,247,460	2,713,113	0	10,960,573
11.355	Res Trmnt Svs					
	Core	0.00	23,867,613	21,814,329	0	45,681,942
	<i>Total</i>	0.00	23,867,613	21,814,329	0	45,681,942
11.360	Foster Parent Training					
	Core	0.00	603,513	372,934	0	976,447
	<i>Total</i>	0.00	603,513	372,934	0	976,447
11.365	Foster Youth Educational Assistance					
	Core	0.00	188,848	1,500,000	0	1,688,848
	<i>Total</i>	0.00	188,848	1,500,000	0	1,688,848
11.370	Foster Care Case Mgmt Contracts					
	Core	0.00	35,251,584	21,685,931	0	56,937,515
	<i>Total</i>	0.00	35,251,584	21,685,931	0	56,937,515
11.371	Management Contract					
	NDI - Management Contract	0.00	0	5,000,000	0	5,000,000
	<i>Total</i>	0.00	0	5,000,000	0	5,000,000
11.375	Adoption Subsidy Payments					
	Core	0.00	52,166,202	64,228,957	0	116,395,159
	NDI- Child Welfare CTC	0.00	948,608	1,344,932	0	2,293,540
	<i>Total</i>	0.00	53,114,810	65,573,889	0	118,688,699

DEPARTMENT OF SOCIAL SERVICES
FISCAL YEAR 2025 BRASS SECTION SUMMARY

H.B. Sec.	Decision Item Name	2025 Department Request				
		FTE	GR	FF	OF	Total
11.375	Guardianship Subsidy Payments					
	Core	0.00	17,501,981	26,521,718	0	44,023,699
	NDI- Child Welfare CTC	0.00	859,207	731,917	0	1,591,124
	<i>Total</i>	0.00	18,361,188	27,253,635	0	45,614,823
11.380	Family Resource Centers					
	Core	0.00	9,603,564	11,872,391	0	21,475,955
	<i>Total</i>	0.00	9,603,564	11,872,391	0	21,475,955
11.380	FC/Adopt Behavioral					
	Core	0.00	0	4,400,000	0	4,400,000
	<i>Total</i>	0.00	0	4,400,000	0	4,400,000
11.380	Fam Resource Center - Wainwright County					
	Core	0.00	300,000	0	0	300,000
	<i>Total</i>	0.00	300,000	0	0	300,000
11.380	Adoption Resource Center- Cape Girard					
	Core	0.00	500,000	0	0	500,000
	<i>Total</i>	0.00	500,000	0	0	500,000
11.385	Transitional Living					
	Core	0.00	1,947,584	671,303	0	2,618,887
	<i>Total</i>	0.00	1,947,584	671,303	0	2,618,887
11.385	Independent Living					
	Core	0.00	0	2,999,916	0	2,999,916
	<i>Total</i>	0.00	0	2,999,916	0	2,999,916
11.390	Child Assessment Centers					
	Core	0.00	2,249,475	1,700,000	501,048	4,450,523
	<i>Total</i>	0.00	2,249,475	1,700,000	501,048	4,450,523
11.392	CD CAC Prv Sexual Exploitation					
	Core	0.00	500,000	0	0	500,000
	<i>Total</i>	0.00	500,000	0	0	500,000
11.395	IV-E Authority-Juvenile Courts					
	Core	0.00	0	175,000	0	175,000
	<i>Total</i>	0.00	0	175,000	0	175,000

DEPARTMENT OF SOCIAL SERVICES
 FISCAL YEAR 2025 BRASS SECTION SUMMARY

H.B. Sec.	Decision Item Name	2025 Department Request				
		FTE	GR	FF	OF	Total
11.400	IV-E Authority- CASAs					
	Core	0.00	0	150,000	0	150,000
	<i>Total</i>	0.00	0	150,000	0	150,000
11.405	Child Abuse & Neglect Grant					
	Core	0.00	0	350,309	0	350,309
	<i>Total</i>	0.00	0	350,309	0	350,309
11.415	Foster Care Children's Account					
	Core	0.00	0	0	8,000,000	8,000,000
	<i>Total</i>	0.00	0	0	8,000,000	8,000,000
	<i>Children's Division Core Total</i>	1,992.29	304,924,125	317,996,382	16,700,556	639,621,063
	<i>Children's Division NDI Total</i>	58.00	8,737,029	19,317,783	0	28,054,812
	<i>Less Children's Division Non Counts</i>					0
	<i>Total Children's Division</i>	2,050.29	313,661,154	337,314,165	16,700,556	667,675,875

NDI – Child Welfare CTC

NEW DECISION ITEM

Department: Social Services
Division: Children's Division
DI Name: Child Welfare CTC **DI# 1886001**

Budget Unit Various
HB Section Various

1. AMOUNT OF REQUEST

	FY 2025 Budget Request			
	GR	Federal	Other	Total
PS	0	0	0	0
EE	0	0	0	0
PSD	1,807,815	2,076,849	0	3,884,664
TRF	0	0	0	0
Total	1,807,815	2,076,849	0	3,884,664
FTE	0.00	0.00	0.00	0.00

	FY 2025 Governor's Recommendation			
	GR	Federal	Other	Total
PS	0	0	0	0
EE	0	0	0	0
PSD	0	0	0	0
TRF	0	0	0	0
Total	0	0	0	0
FTE	0.00	0.00	0.00	0.00

Est. Fringe	0	0	0	0
--------------------	---	---	---	---

Note: Fringes budgeted in House Bill 5 except for certain fringes budgeted directly to MoDOT, Highway Patrol, and Conservation.

Est. Fringe	0	0	0	0
--------------------	---	---	---	---

Note: Fringes budgeted in House Bill 5 except for certain fringes budgeted directly to MoDOT, Highway Patrol, and Conservation.

Other Funds: N/A
 Non-Counts: N/A

Other Funds:
 Non-Counts:

2. THIS REQUEST CAN BE CATEGORIZED AS:

<input type="checkbox"/> New Legislation	<input type="checkbox"/> New Program	<input type="checkbox"/> Fund Switch
<input type="checkbox"/> Federal Mandate	<input type="checkbox"/> Program Expansion	<input checked="" type="checkbox"/> Cost to Continue
<input type="checkbox"/> GR Pick-Up	<input type="checkbox"/> Space Request	<input type="checkbox"/> Equipment Replacement
<input type="checkbox"/> Pay Plan	<input type="checkbox"/> Other: _____	

3. WHY IS THIS FUNDING NEEDED? PROVIDE AN EXPLANATION FOR ITEMS CHECKED IN #2. INCLUDE THE FEDERAL OR STATE STATUTORY OR CONSTITUTIONAL AUTHORIZATION FOR THIS PROGRAM.

Funding is being requested for Adoption Subsidy and Subsidized Guardianship in parallel with the request in the supplemental to properly fund caseload growth the Children's Division is experiencing. The number of children moving to permanent homes through either adoption or guardianship has increased. With increased efforts through legislation expanding the definition of eligible guardians, CD has seen an increase in the number of children in guardianship. Children in Adoption Subsidy increased by an average of 75 children in FY23 compared to the FY22 average. Children in Subsidized Guardianship grew by 75 in FY23 compared to FY22. CD continues to place a concentrated effort to decrease the number of children in Foster Care by moving them to a permanent home. As a result, the number of children moving to permanency are expected to increased in FY25 and FY26.

Funding is also being requested to continue supplemental funding requested in FY24.
 State statute: Sections 453.005 - 453.170, RSMo. ; Federal: 42 USC Sections 670 and 5101

NEW DECISION ITEM

Department: Social Services
Division: Children's Division
DI Name: Child Welfare CTC **DI# 1886001**

Budget Unit Various
HB Section Various

4. DESCRIBE THE DETAILED ASSUMPTIONS USED TO DERIVE THE SPECIFIC REQUESTED AMOUNT. (How did you determine that the requested number of FTE were appropriate? From what source or standard did you derive the requested levels of funding? Were alternatives such as outsourcing or automation considered? If based on new legislation, does request tie to TAFP fiscal note? If not, explain why. Detail which portions of the request are one-times and how those amounts were calculated.)

Projected shortfalls are based on August End of Month Projections.

	HB	Department Request	Total need	GR	FF
	11.785	Adoption Subsidy	(\$2,293,540)	(\$948,608)	(\$1,344,932)
	11.785	Guardianship Subsidy	(\$1,591,124)	(\$859,207)	(\$731,917)
			(\$3,884,664)	(\$1,807,815)	(\$2,076,849)

5. BREAK DOWN THE REQUEST BY BUDGET OBJECT CLASS, JOB CLASS, AND FUND SOURCE. IDENTIFY ONE-TIME COSTS.

	Dept Req GR DOLLARS	Dept Req GR FTE	Dept Req FED DOLLARS	Dept Req FED FTE	Dept Req OTHER DOLLARS	Dept Req OTHER FTE	Dept Req TOTAL DOLLARS	Dept Req TOTAL FTE	Dept Req One-Time DOLLARS
400 - Professional Services	0		0		0		0		0
Total EE	0		0		0		0		0
800 - Program Distributions	1,807,815		2,076,849		0		3,884,664		0
Total PSD	1,807,815		2,076,849		0		3,884,664		0
Grand Total	1,807,815	0.0	2,076,849	0.0	0	0.0	3,884,664	0.0	0

	Gov Rec GR DOLLARS	Gov Rec GR FTE	Gov Rec FED DOLLARS	Gov Rec FED FTE	Gov Rec OTHER DOLLARS	Gov Rec OTHER FTE	Gov Rec TOTAL DOLLARS	Gov Rec TOTAL FTE	Gov Rec One-Time DOLLARS
400 - Professional Services							0		
Total EE	0		0		0		0		0
800 - Program Distributions							0		
Total PSD	0		0		0		0		0
Grand Total	0	0.0	0	0.0	0	0.0	0	0.0	0

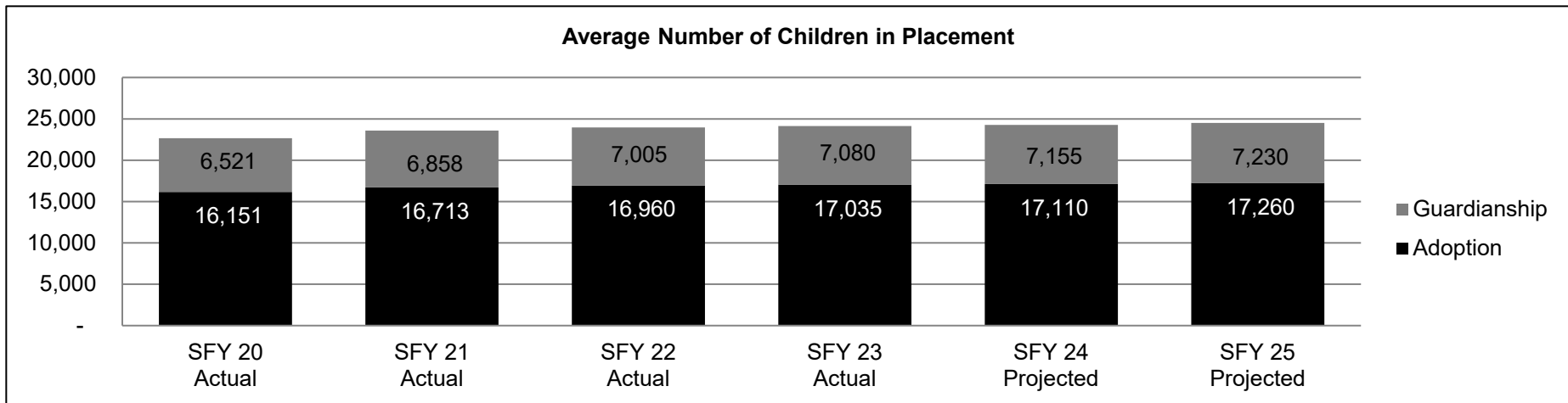
NEW DECISION ITEM

Department: Social Services
Division: Children's Division
DI Name: Child Welfare CTC **DI# 1886001**

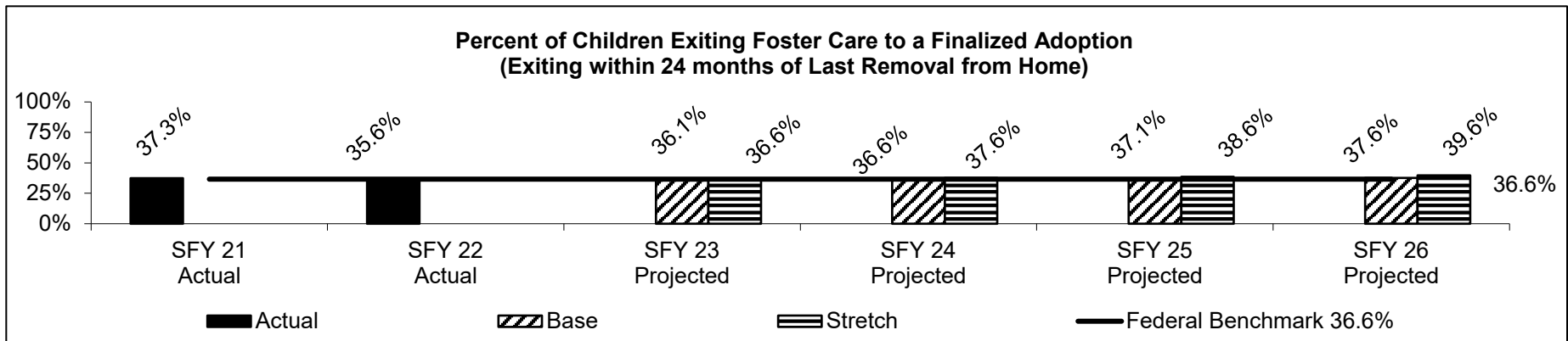
Budget Unit Various
HB Section Various

6. PERFORMANCE MEASURES (If new decision item has an associated core, separately identify projected performance with & without additional funding.)

6a. Provide an activity measure(s) for the program.



6b. Provide a measure(s) of the program's quality.



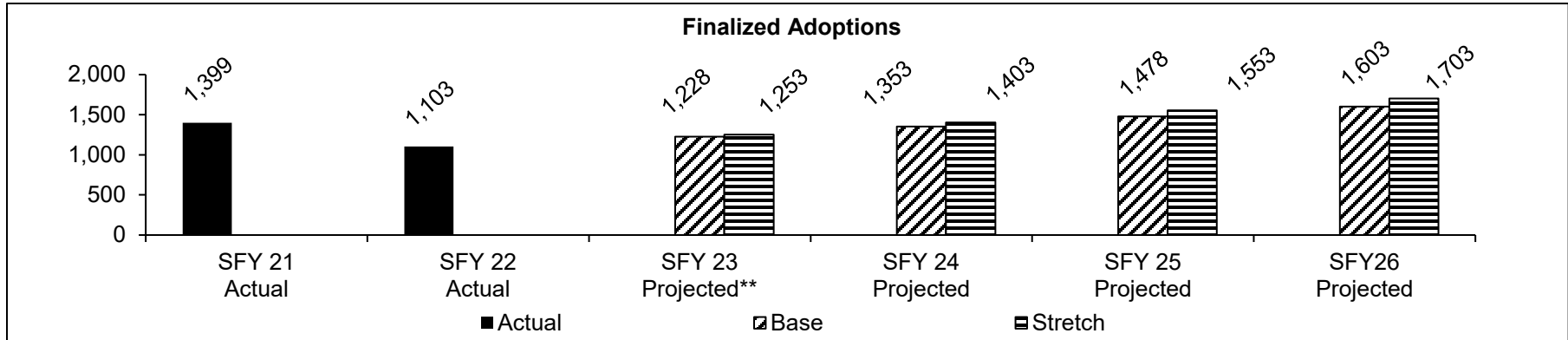
**Data will be available in December 2023.

NEW DECISION ITEM

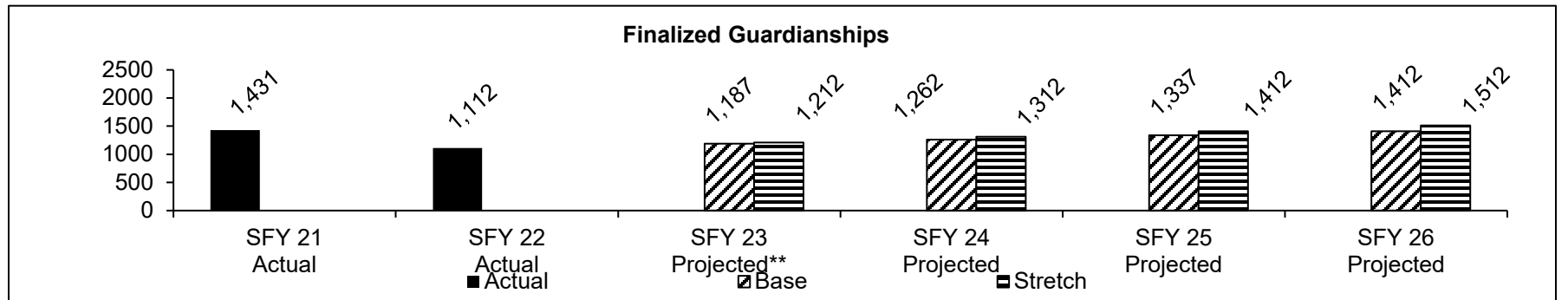
Department: Social Services
Division: Children's Division
DI Name: Child Welfare CTC **DI# 1886001**

Budget Unit Various
HB Section Various

6c. Provide a measure(s) of the program's impact.



**Data will be available in December 2023.



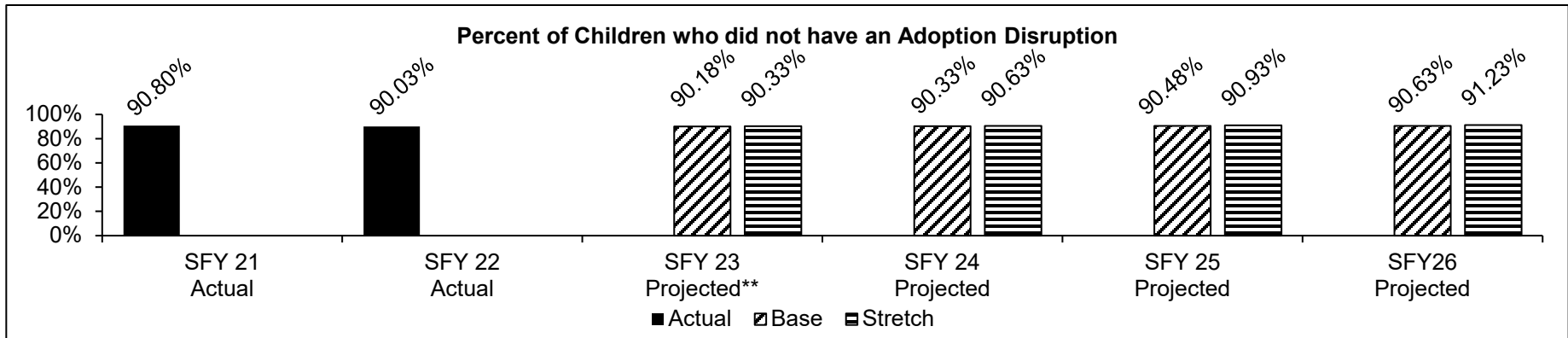
**Data will be available in December 2023.

NEW DECISION ITEM

Department: Social Services
Division: Children's Division
DI Name: Child Welfare CTC **DI# 1886001**

Budget Unit Various
HB Section Various

6d. Provide a measure(s) of the program's efficiency.



**Data will be available in December 2023.

7. STRATEGIES TO ACHIEVE THE PERFORMANCE MEASUREMENT TARGETS:

CD is implementing an initiative to move children to permanent homes more quickly by reducing delays for children in care.

DECISION ITEM DETAIL

Budget Unit	FY 2023	FY 2023	FY 2024	FY 2024	FY 2025	FY 2025	*****	*****
Decision Item	ACTUAL	ACTUAL	BUDGET	BUDGET	DEPT REQ	DEPT REQ	SECURED	SECURED
Budget Object Class	DOLLAR	FTE	DOLLAR	FTE	DOLLAR	FTE	COLUMN	COLUMN
ADOPTION SUBSIDY PAYMENTS								
Child Welfare CTC - 1886001								
PROGRAM DISTRIBUTIONS	0	0.00	0	0.00	2,293,540	0.00	0	0.00
TOTAL - PD	0	0.00	0	0.00	2,293,540	0.00	0	0.00
GRAND TOTAL	\$0	0.00	\$0	0.00	\$2,293,540	0.00	\$0	0.00
GENERAL REVENUE	\$0	0.00	\$0	0.00	\$948,608	0.00		0.00
FEDERAL FUNDS	\$0	0.00	\$0	0.00	\$1,344,932	0.00		0.00
OTHER FUNDS	\$0	0.00	\$0	0.00	\$0	0.00		0.00

DECISION ITEM DETAIL

Budget Unit	FY 2023	FY 2023	FY 2024	FY 2024	FY 2025	FY 2025	*****	*****
Decision Item	ACTUAL	ACTUAL	BUDGET	BUDGET	DEPT REQ	DEPT REQ	SECURED	SECURED
Budget Object Class	DOLLAR	FTE	DOLLAR	FTE	DOLLAR	FTE	COLUMN	COLUMN
GUARDIANSHIP SUBSIDY PAYMENTS								
Child Welfare CTC - 1886001								
PROGRAM DISTRIBUTIONS	0	0.00	0	0.00	1,591,124	0.00	0	0.00
TOTAL - PD	0	0.00	0	0.00	1,591,124	0.00	0	0.00
GRAND TOTAL	\$0	0.00	\$0	0.00	\$1,591,124	0.00	\$0	0.00
GENERAL REVENUE	\$0	0.00	\$0	0.00	\$859,207	0.00		0.00
FEDERAL FUNDS	\$0	0.00	\$0	0.00	\$731,917	0.00		0.00
OTHER FUNDS	\$0	0.00	\$0	0.00	\$0	0.00		0.00

Core – Children's Administration

CORE DECISION ITEM

Department: Social Services
 Division: Children's Division
 Core: Children's Administration

Budget Unit: 90080C
 HB Section: 11.300

1. CORE FINANCIAL SUMMARY

	FY 2025 Budget Request			
	GR	Federal	Other	Total
PS	1,800,644	2,583,073	0	4,383,717
EE	1,488,254	1,867,066	45,493	3,400,813
PSD	243,899	90,000	10,000	343,899
TRF	0	0	0	0
Total	3,532,797	4,540,139	55,493	8,128,429
FTE	27.07	48.36	0.00	75.43

	FY 2025 Governor's Recommendation			
	GR	Federal	Other	Total
PS	0	0	0	0
EE	0	0	0	0
PSD	0	0	0	0
TRF	0	0	0	0
Total	0	0	0	0
FTE	0.00	0.00	0.00	0.00

Est. Fringe	1,077,664	1,689,030	0	2,766,694
<i>Note: Fringes budgeted in House Bill 5 except for certain fringes budgeted directly to MoDOT, Highway Patrol, and Conservation.</i>				

Est. Fringe	0	0	0	0
<i>Note: Fringes budgeted in House Bill 5 except for certain fringes budgeted directly to MoDOT, Highway Patrol, and Conservation.</i>				

Other Funds: Third Party Liability Fund (0120) - \$55,493

Other Funds:

2. CORE DESCRIPTION

The Children's Administration appropriation provides funding for salaries, communication costs, and office expenses for all Central Office staff. These staff are responsible with oversight of state and federal policy and statutory and regulatory compliance. Management and coordination of programs, contracts, and funding are directed from Children's Division Administration.

3. PROGRAM LISTING (list programs included in this core funding)

Children's Administration

CORE DECISION ITEM

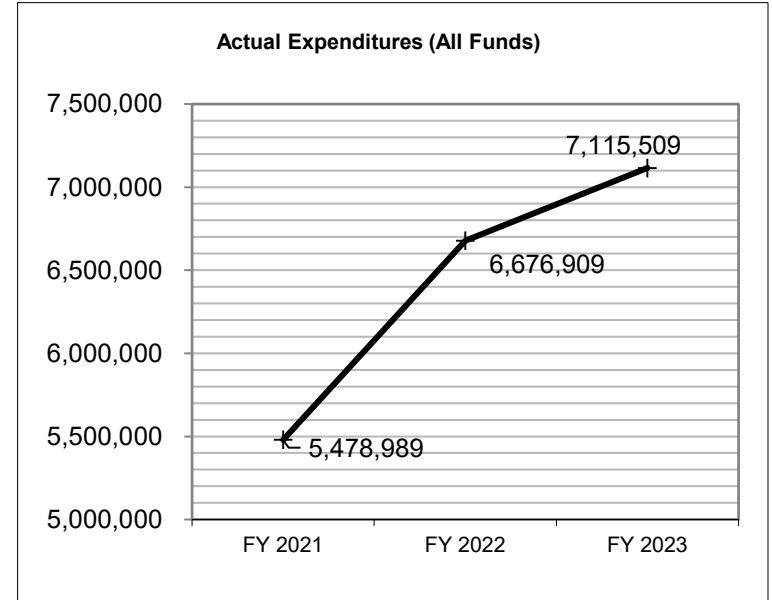
Department: Social Services
Division: Children's Division
Core: Children's Administration

Budget Unit: 90080C

HB Section: 11.300

4. FINANCIAL HISTORY

	FY 2021 Actual	FY 2022 Actual	FY 2023 Actual	FY 2024 Current Yr.
Appropriation (All Funds)	7,182,566	7,613,517	8,094,608	8,128,429
Less Reverted (All Funds)	(27,798)	(300)	(150)	(105,984)
Less Restricted* (All Funds)	0	0	0	0
Budget Authority (All Funds)	<u>7,154,768</u>	<u>7,613,217</u>	<u>8,094,458</u>	<u>8,022,445</u>
Actual Expenditures (All Funds)	<u>5,478,989</u>	<u>6,676,909</u>	<u>7,115,509</u>	N/A
Unexpended (All Funds)	<u>1,675,779</u>	<u>936,308</u>	<u>978,949</u>	N/A
Unexpended, by Fund:				
General Revenue	15,645	3,737	3,503	N/A
Federal	1,608,503	930,876	959,886	N/A
Other	51,631	1,695	15,560	N/A
	(1)	(2)	(3)	(4)



Reverted includes statutory reserve amounts (when applicable).

*Current Year restricted amount is as of September 1, 2023.

NOTES:

- (1)** FY21 - Increase to the appropriation was from the FY20 cost to continue pay plan of \$60,678 (\$21,171 GR and \$39,507 FF) and CBIZ market rate pay adjustment cost to continue of \$87,171 (\$33,639 GR and \$53,532 FF). Along with, the mileage reimbursement rate increase of \$43,083 FF. The lapse is a result of COVID-19 Pandemic where office and travel E&E expenses were not fully utilized.
- (2)** FY22 - A pay plan of \$38,103 (\$23,169 GR and \$14,934 FF) and an increase to mileage reimbursement of \$43,083 FF increased the house bill section for the fiscal year. An increase of \$1,867,878 to the allotment was due to HB 3015 Spring supplemental, however the timing of utilizing the funds and timing of payments resulted in the lapse.
- (3)** FY23 - There were various NDI requests that were approved by the legislature under this section totaling \$1,496,663 (\$405,749 GR and \$1,090,870 FF/OF).
- (4)** - FY24 includes an 8.7% pay plan increase.

CORE RECONCILIATION DETAIL

**DEPARTMENT OF SOCIAL SERVICES
CHILDREN'S ADMINISTRATION**

5. CORE RECONCILIATION DETAIL

			Budget Class	FTE	GR	Federal	Other	Total	Explanation
TAFP AFTER VETOES									
			PS	75.43	1,800,644	2,583,073	0	4,383,717	
			EE	0.00	1,732,153	1,882,066	55,493	3,669,712	
			PD	0.00	0	75,000	0	75,000	
			Total	75.43	3,532,797	4,540,139	55,493	8,128,429	
DEPARTMENT CORE ADJUSTMENTS									
Core Reallocation	552	6300	EE	0.00	0	0	(10,000)	(10,000)	Core reallocation to align with actual expenditures.
Core Reallocation	552	6295	EE	0.00	(243,899)	0	0	(243,899)	Core reallocation to align with actual expenditures.
Core Reallocation	552	6297	EE	0.00	0	(15,000)	0	(15,000)	Core reallocation to align with actual expenditures.
Core Reallocation	552	6300	PD	0.00	0	0	10,000	10,000	Core reallocation to align with actual expenditures.
Core Reallocation	552	6297	PD	0.00	0	15,000	0	15,000	Core reallocation to align with actual expenditures.
Core Reallocation	552	6295	PD	0.00	243,899	0	0	243,899	Core reallocation to align with actual expenditures.
NET DEPARTMENT CHANGES				0.00	0	0	0	0	
DEPARTMENT CORE REQUEST									
			PS	75.43	1,800,644	2,583,073	0	4,383,717	
			EE	0.00	1,488,254	1,867,066	45,493	3,400,813	
			PD	0.00	243,899	90,000	10,000	343,899	
			Total	75.43	3,532,797	4,540,139	55,493	8,128,429	

CORE RECONCILIATION DETAIL

**DEPARTMENT OF SOCIAL SERVICES
CHILDREN'S ADMINISTRATION**

5. CORE RECONCILIATION DETAIL

	Budget Class	FTE	GR	Federal	Other	Total	Explanation
GOVERNOR'S RECOMMENDED CORE							
	PS	75.43	1,800,644	2,583,073	0	4,383,717	
	EE	0.00	1,488,254	1,867,066	45,493	3,400,813	
	PD	0.00	243,899	90,000	10,000	343,899	
	Total	75.43	3,532,797	4,540,139	55,493	8,128,429	

DECISION ITEM SUMMARY

Budget Unit									
Decision Item	FY 2023	FY 2023	FY 2024	FY 2024	FY 2025	FY 2025	*****	*****	
Budget Object Summary	ACTUAL	ACTUAL	BUDGET	BUDGET	DEPT REQ	DEPT REQ	SECURED	SECURED	
Fund	DOLLAR	FTE	DOLLAR	FTE	DOLLAR	FTE	COLUMN	COLUMN	
CHILDREN'S ADMINISTRATION									
CORE									
PERSONAL SERVICES									
GENERAL REVENUE	1,657,921	27.89	1,800,644	27.07	1,800,644	27.07	0	0.00	
CHILD CARE AND DEVELOPMENT FED	37,927	0.63	0	0.00	0	0.00	0	0.00	
TEMP ASSIST NEEDY FAM FEDERAL	784,377	12.78	852,574	16.15	852,574	16.15	0	0.00	
DEPT OF SOC SERV FEDERAL & OTH	1,588,935	26.17	1,730,499	32.21	1,730,499	32.21	0	0.00	
TOTAL - PS	4,069,160	67.47	4,383,717	75.43	4,383,717	75.43	0	0.00	
EXPENSE & EQUIPMENT									
GENERAL REVENUE	1,737,762	0.00	1,732,153	0.00	1,488,254	0.00	0	0.00	
DEPT OF SOC SERV FEDERAL & OTH	780,930	0.00	952,628	0.00	937,628	0.00	0	0.00	
DSS FEDERAL STIM 2021 FUND	0	0.00	929,438	0.00	929,438	0.00	0	0.00	
THIRD PARTY LIABILITY COLLECT	9,182	0.00	55,493	0.00	45,493	0.00	0	0.00	
TOTAL - EE	2,527,874	0.00	3,669,712	0.00	3,400,813	0.00	0	0.00	
PROGRAM-SPECIFIC									
GENERAL REVENUE	264,416	0.00	0	0.00	243,899	0.00	0	0.00	
DEPT OF SOC SERV FEDERAL & OTH	227,082	0.00	75,000	0.00	90,000	0.00	0	0.00	
THIRD PARTY LIABILITY COLLECT	26,977	0.00	0	0.00	10,000	0.00	0	0.00	
TOTAL - PD	518,475	0.00	75,000	0.00	343,899	0.00	0	0.00	
TOTAL	7,115,509	67.47	8,128,429	75.43	8,128,429	75.43	0	0.00	
GRAND TOTAL	\$7,115,509	67.47	\$8,128,429	75.43	\$8,128,429	75.43	\$0	0.00	

DECISION ITEM DETAIL

Budget Unit	FY 2023	FY 2023	FY 2024	FY 2024	FY 2025	FY 2025	*****	*****
Decision Item	ACTUAL	ACTUAL	BUDGET	BUDGET	DEPT REQ	DEPT REQ	SECURED	SECURED
Budget Object Class	DOLLAR	FTE	DOLLAR	FTE	DOLLAR	FTE	COLUMN	COLUMN
CHILDREN'S ADMINISTRATION								
CORE								
DESIGNATED PRINCIPAL ASST DEPT	0	0.00	73,656	0.75	73,656	0.75	0	0.00
DIVISION DIRECTOR	157,271	0.93	180,087	1.00	180,087	1.00	0	0.00
DEPUTY DIVISION DIRECTOR	187,520	1.92	207,042	2.00	207,091	2.00	0	0.00
DESIGNATED PRINCIPAL ASST DIV	92,309	0.95	103,545	1.00	103,545	1.00	0	0.00
LEGAL COUNSEL	319,579	4.07	98,470	1.00	98,470	1.00	0	0.00
MISCELLANEOUS TECHNICAL	61,391	1.05	61,134	0.84	61,134	0.84	0	0.00
MISCELLANEOUS PROFESSIONAL	49,765	0.51	12,808	0.15	12,808	0.15	0	0.00
SPECIAL ASST PROFESSIONAL	530,496	7.13	520,164	6.00	520,164	6.00	0	0.00
SPECIAL ASST OFFICE & CLERICAL	55,241	1.03	113,809	2.00	113,809	2.00	0	0.00
SOCIAL SERVICES WORKER	10,573	0.25	0	0.00	0	0.00	0	0.00
ADMINISTRATIVE SUPPORT CLERK	60,174	1.88	0	0.00	0	0.00	0	0.00
ADMIN SUPPORT ASSISTANT	67,138	2.00	113,585	5.49	112,207	5.49	0	0.00
LEAD ADMIN SUPPORT ASSISTANT	117,153	3.25	176,690	5.94	176,690	5.94	0	0.00
ADMIN SUPPORT PROFESSIONAL	181,157	3.98	214,152	3.88	214,152	3.88	0	0.00
BUSINESS PROJECT MANAGER	58,295	0.97	58,515	1.00	58,515	1.00	0	0.00
SR BUSINESS PROJECT MANAGER	26,689	0.38	79,494	1.00	79,494	1.00	0	0.00
PROGRAM SPECIALIST	296,459	5.55	452,849	10.07	452,849	10.07	0	0.00
SENIOR PROGRAM SPECIALIST	36,201	0.64	0	0.00	0	0.00	0	0.00
PROGRAM COORDINATOR	301,799	4.17	591,715	9.00	591,715	9.00	0	0.00
RESEARCH/DATA ANALYST	120,943	2.16	110,612	2.01	110,612	2.01	0	0.00
PUBLIC RELATIONS SPECIALIST	14,259	0.26	0	0.00	0	0.00	0	0.00
PUBLIC RELATIONS COORDINATOR	30,066	0.45	0	0.00	0	0.00	0	0.00
STAFF DEVELOPMENT TRAINER	0	0.00	90	0.00	90	0.00	0	0.00
STAFF DEV TRAINING SPECIALIST	0	0.00	54,940	1.00	54,940	1.00	0	0.00
SR STAFF DEV TRAINING SPEC	0	0.00	56,340	1.00	56,340	1.00	0	0.00
AGENCY BUDGET SENIOR ANALYST	0	0.00	29,252	0.50	29,252	0.50	0	0.00
SENIOR ACCOUNTS ASSISTANT	26,318	0.60	19,042	0.50	19,042	0.50	0	0.00
ACCOUNTS SUPERVISOR	34,518	0.59	0	0.00	0	0.00	0	0.00
SENIOR ACCOUNTANT	113,977	1.88	0	0.00	0	0.00	0	0.00
ACCOUNTANT MANAGER	125,636	1.36	102,216	1.00	103,545	1.00	0	0.00
ASSOCIATE AUDITOR	0	0.00	370	0.00	370	0.00	0	0.00
AUDITOR MANAGER	36,726	0.42	0	0.00	0	0.00	0	0.00

DECISION ITEM DETAIL

Budget Unit	FY 2023	FY 2023	FY 2024	FY 2024	FY 2025	FY 2025	*****	*****
Decision Item	ACTUAL	ACTUAL	BUDGET	BUDGET	DEPT REQ	DEPT REQ	SECURED	SECURED
Budget Object Class	DOLLAR	FTE	DOLLAR	FTE	DOLLAR	FTE	COLUMN	COLUMN
CHILDREN'S ADMINISTRATION								
CORE								
PROCUREMENT ASSOCIATE	31,729	0.82	0	0.00	0	0.00	0	0.00
PROCUREMENT ANALYST	17,661	0.40	49,528	1.00	49,528	1.00	0	0.00
PROCUREMENT SPECIALIST	24,144	0.44	81,495	1.30	81,495	1.30	0	0.00
PROCUREMENT SUPERVISOR	18,706	0.30	0	0.00	0	0.00	0	0.00
HUMAN RESOURCES ASSISTANT	133,167	3.51	108,303	3.00	108,303	3.00	0	0.00
HUMAN RESOURCES GENERALIST	48,727	0.98	52,384	1.00	52,384	1.00	0	0.00
HUMAN RESOURCES SPECIALIST	76,747	1.35	63,353	1.00	63,353	1.00	0	0.00
HUMAN RESOURCES MANAGER	80,615	0.97	88,443	1.00	88,443	1.00	0	0.00
SR SOCIAL SERVICES SPECIALIST	460,243	9.05	379,472	8.50	379,472	8.50	0	0.00
SOCIAL SVCS UNIT SUPERVISOR	16,577	0.30	38,605	0.00	38,605	0.00	0	0.00
NETWORK INFRASTRUCTURE SPEC	49,191	0.97	26,694	0.50	26,694	0.50	0	0.00
REGULATORY COMPLIANCE MANAGER	0	0.00	64,863	1.00	64,863	1.00	0	0.00
TOTAL - PS	4,069,160	67.47	4,383,717	75.43	4,383,717	75.43	0	0.00
TRAVEL, IN-STATE	294,239	0.00	701,856	0.00	701,856	0.00	0	0.00
TRAVEL, OUT-OF-STATE	6,766	0.00	72,166	0.00	72,166	0.00	0	0.00
SUPPLIES	424,187	0.00	688,125	0.00	688,125	0.00	0	0.00
PROFESSIONAL DEVELOPMENT	68,282	0.00	59,435	0.00	59,435	0.00	0	0.00
COMMUNICATION SERV & SUPP	315,285	0.00	441,111	0.00	441,111	0.00	0	0.00
PROFESSIONAL SERVICES	850,796	0.00	1,540,659	0.00	1,201,760	0.00	0	0.00
HOUSEKEEPING & JANITORIAL SERV	336	0.00	204	0.00	204	0.00	0	0.00
M&R SERVICES	23,003	0.00	75,575	0.00	75,575	0.00	0	0.00
COMPUTER EQUIPMENT	1,032	0.00	0	0.00	0	0.00	0	0.00
MOTORIZED EQUIPMENT	317,262	0.00	0	0.00	0	0.00	0	0.00
OFFICE EQUIPMENT	13,012	0.00	15,355	0.00	15,355	0.00	0	0.00
OTHER EQUIPMENT	82,998	0.00	43,186	0.00	43,186	0.00	0	0.00
PROPERTY & IMPROVEMENTS	0	0.00	1,000	0.00	1,000	0.00	0	0.00
BUILDING LEASE PAYMENTS	100,539	0.00	8,040	0.00	78,040	0.00	0	0.00
EQUIPMENT RENTALS & LEASES	4,192	0.00	2,000	0.00	2,000	0.00	0	0.00
MISCELLANEOUS EXPENSES	25,945	0.00	21,000	0.00	21,000	0.00	0	0.00
TOTAL - EE	2,527,874	0.00	3,669,712	0.00	3,400,813	0.00	0	0.00
PROGRAM DISTRIBUTIONS	20,517	0.00	75,000	0.00	75,000	0.00	0	0.00

DECISION ITEM DETAIL

Budget Unit	FY 2023	FY 2023	FY 2024	FY 2024	FY 2025	FY 2025	*****	*****
Decision Item	ACTUAL	ACTUAL	BUDGET	BUDGET	DEPT REQ	DEPT REQ	SECURED	SECURED
Budget Object Class	DOLLAR	FTE	DOLLAR	FTE	DOLLAR	FTE	COLUMN	COLUMN
CHILDREN'S ADMINISTRATION								
CORE								
DEBT SERVICE	497,958	0.00	0	0.00	268,899	0.00	0	0.00
TOTAL - PD	518,475	0.00	75,000	0.00	343,899	0.00	0	0.00
GRAND TOTAL	\$7,115,509	67.47	\$8,128,429	75.43	\$8,128,429	75.43	\$0	0.00
GENERAL REVENUE	\$3,660,099	27.89	\$3,532,797	27.07	\$3,532,797	27.07		0.00
FEDERAL FUNDS	\$3,419,251	39.58	\$4,540,139	48.36	\$4,540,139	48.36		0.00
OTHER FUNDS	\$36,159	0.00	\$55,493	0.00	\$55,493	0.00		0.00

PROGRAM DESCRIPTION

Department: Social Services

HB Section(s): 11.300

Program Name: Children's Division Administration

Program is found in the following core budget(s): Children's Administration

1a. What strategic priority does this program address?

Effective, supported, and accountable workforce.

1b. What does this program do?

The mission of the Children's Division (CD) is to partner with families and communities to protect children from abuse and neglect and to assure safety, permanency, and well being for Missouri's children. CD Administration provides funding for salaries, expense, and equipment for all CD Central Office staff who provide direction and support to the entire Division. Central Office is responsible for the regulation and management of all Division programs. The following is a description of units responsible for the management of CD programs.

Children's Division Director's Office is responsible for coordination of human resources functions with the Department's Human Resource Center, legislative affairs, and coordination of legal support with Division of Legal Services. Focus is placed on proactive internal and external communications to enhance the division's relationship with staff, clients, partners, and the public.

Child Abuse and Neglect Prevention is responsible for programs to help ensure Missouri's children are safe and work to prevent children from coming into the care and custody of CD. This responsibility includes overseeing the Child Abuse and Neglect Hotline, in and out of home investigations, policy supervision, critical events, interagency prevention initiatives, and partnership development. Focus is placed on safety of the children and providing support for those services.

Permanency is responsible for programs supporting the permanency and well-being of Missouri's Children once in care. This includes overseeing Foster Care, Adoption/Guardianship, interdepartmental placement management, policy and program development, field support to regional and circuit managers, older youth programs, and health initiatives. Focus is placed on the delivery of child welfare services and providing support for those services.

Operations and Administration is responsible for communications, constituent services, emergency management, strategic planning, systems development and support, quality assurance and quality improvement, professional development and training, recruitment and retention, coordination of fiscal functions with the Division of Finance and Administrative Services, and implement of the Family First Prevention Services Act. Focus is placed on strategic planning and the use of data to maintain and improve the delivery of services and maintenance of the state's IV-B Plan (Social Security Act reference for Safe and Stable Families – prevention).

PROGRAM DESCRIPTION

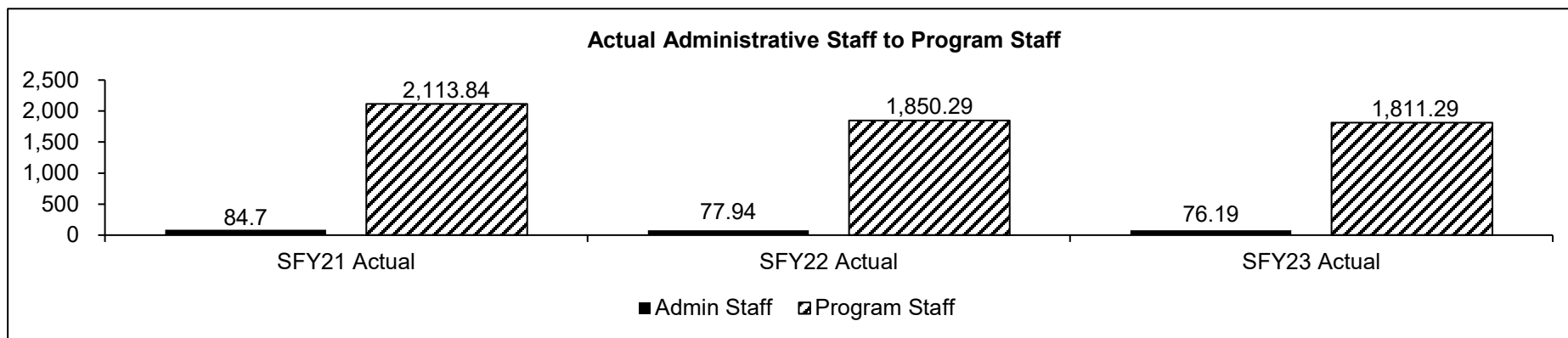
Department: Social Services

HB Section(s): 11.300

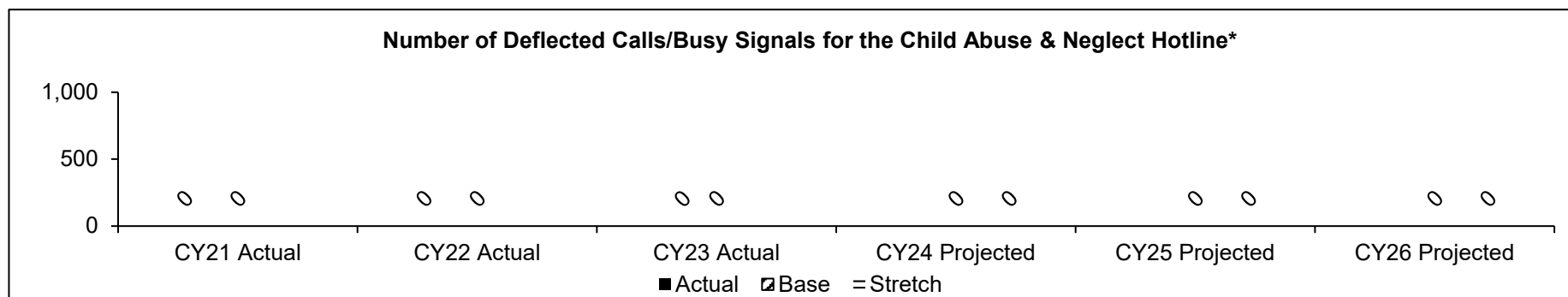
Program Name: Children's Division Administration

Program is found in the following core budget(s): Children's Administration

2a. Provide an activity measure(s) for the program.



2b. Provide a measure(s) of the program's quality.



January 2021, the Child Abuse and Neglect Hotline Unit transitioned to a Genesys platform to improve citizen's experience. Since the improvements have been made, zero (0) calls have been deflected.

CY = Calendar year

PROGRAM DESCRIPTION

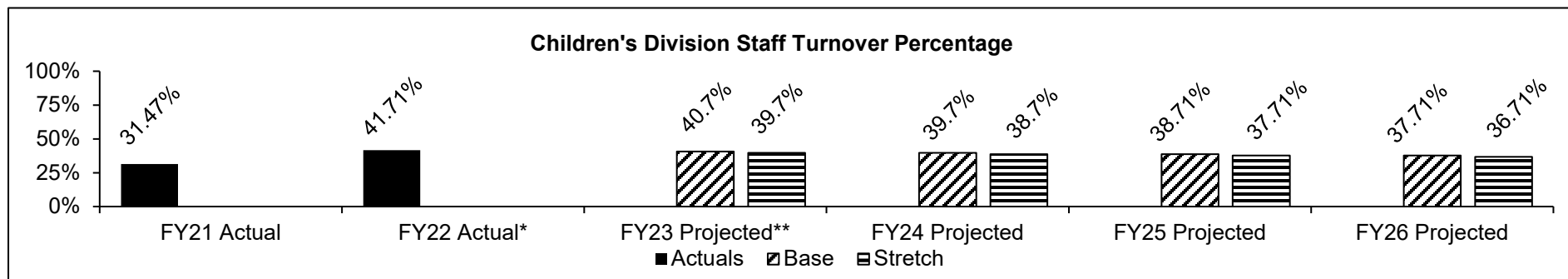
Department: Social Services

HB Section(s): 11.300

Program Name: Children's Division Administration

Program is found in the following core budget(s): Children's Administration

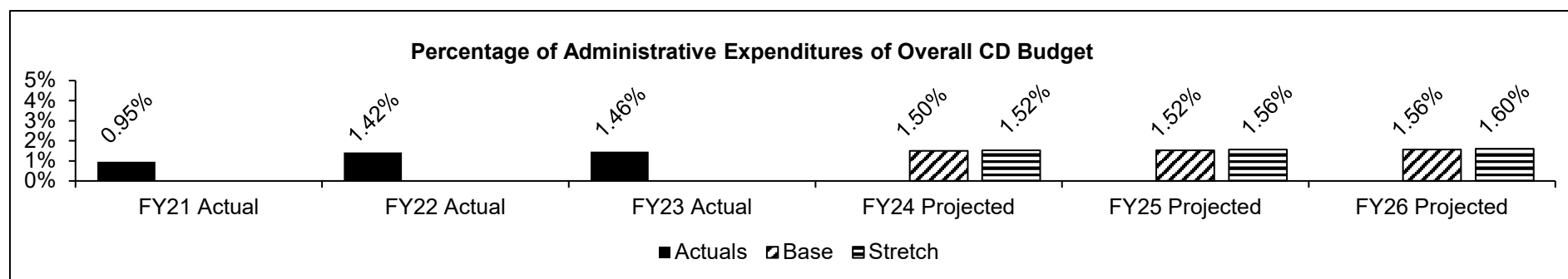
2c. Provide a measure(s) of the program's impact.



*Children's Service Workers have the highest turnover rate.

** FY23 will be available in December 2023.

2d. Provide a measure(s) of the program's efficiency.



PROGRAM DESCRIPTION

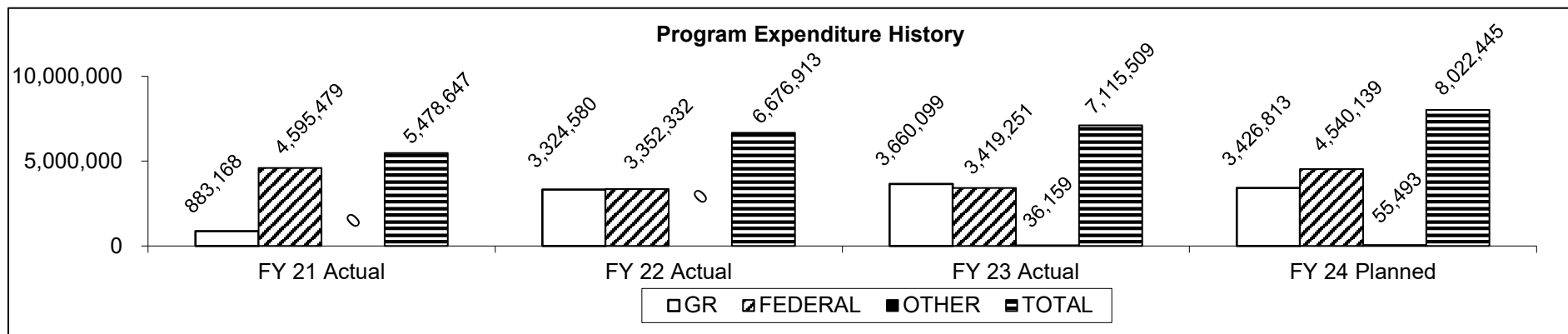
Department: Social Services

HB Section(s): 11.300

Program Name: Children's Division Administration

Program is found in the following core budget(s): Children's Administration

3. Provide actual expenditures for the prior three fiscal years and planned expenditures for the current fiscal year. (Note: Amounts do not include fringe benefit costs.)



Planned FY 2024 expenditures are net of reverted and reserves.

4. What are the sources of the "Other " funds?

Third Party Liability Fund (0120)

5. What is the authorization for this program, i.e., federal or state statute, etc.? (Include the federal program number, if applicable.)

State Statute(s) - Sections 207.010 and 207.020, RSMo; Federal 42 USC Sections 670 and 5101

6. Are there federal matching requirements? If yes, please explain.

Expenditures are allocated in accordance with the methodology outlined in the department's cost allocation plan and charged to corresponding grants or used as maintenance of effort as appropriate.

7. Is this a federally mandated program? If yes, please explain.

The federal Child Welfare Act and the federal Child Abuse Prevention and Treatment Act (CAPTA) obligate Missouri to investigate reports of child abuse, neglect and care for children who are abused and neglected. Administrative activities related to these obligations are considered mandatory.

Core – Child Abuse & Neglect Hotline

CORE DECISION ITEM

Department: Social Services
 Division: Children's Division
 Core: CD Child Abuse and Neglect Hotline

Budget Unit: 90081C

HB Section: 11.302

1. CORE FINANCIAL SUMMARY

	FY 2025 Budget Request			
	GR	Federal	Other	Total
PS	4,524,302	0	0	4,524,302
EE	79,335	0	0	79,335
PSD	0	0	0	0
TRF	0	0	0	0
Total	4,603,637	0	0	4,603,637
FTE	79.00	0.00	0.00	79.00

	FY 2025 Governor's Recommendation			
	GR	Federal	Other	Total
PS	0	0	0	0
EE	0	0	0	0
PSD	0	0	0	0
TRF	0	0	0	0
Total	0	0	0	0
FTE	0.00	0.00	0.00	0.00

Est. Fringe	2,872,708	0	0	2,872,708
--------------------	-----------	---	---	-----------

Note: Fringes budgeted in House Bill 5 except for certain fringes budgeted directly to MoDOT, Highway Patrol, and Conservation.

Est. Fringe	0	0	0	0
--------------------	---	---	---	---

Note: Fringes budgeted in House Bill 5 except for certain fringes budgeted directly to MoDOT, Highway Patrol, and Conservation.

Other Funds: N/A

Other Funds:

2. CORE DESCRIPTION

The Missouri Child Abuse and Neglect Hotline Unit (CANHU) operates 24/7, every day of the year. CANHU calls are accepted, screened and classified by Children Service Workers. These team members have the same qualifications as team members in the field. Focus is placed on safety of the children and providing support for those services.

3. PROGRAM LISTING (list programs included in this core funding)

Child Abuse and Neglect Hotline Unit

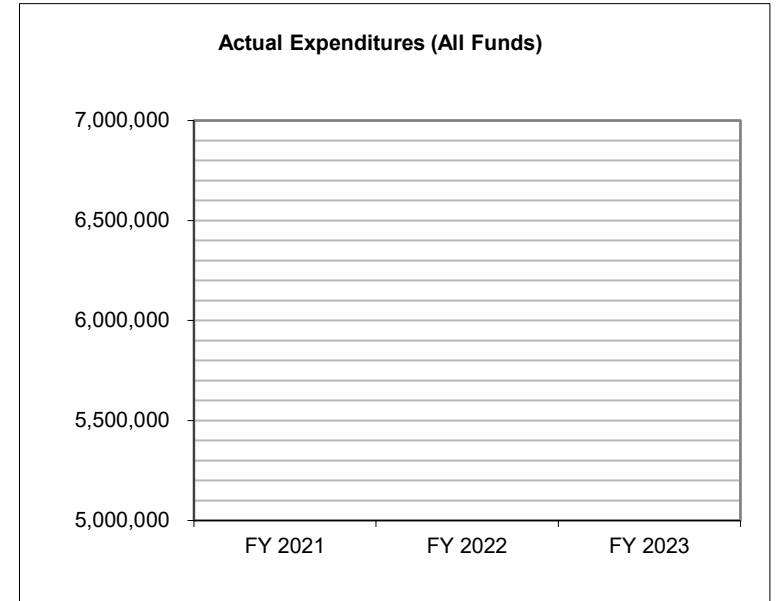
CORE DECISION ITEM

Department: Social Services
Division: Children's Division
Core: CD Child Abuse and Neglect Hotline

Budget Unit: 90081C
HB Section: 11.302

4. FINANCIAL HISTORY

	FY 2021 Actual	FY 2022 Actual	FY 2023 Actual	FY 2024 Current Yr.
Appropriation (All Funds)	0	0	0	4,603,637
Less Reverted (All Funds)	0	0	0	(138,109)
Less Restricted* (All Funds)	0	0	0	0
Budget Authority (All Funds)	0	0	0	4,465,528
Actual Expenditures (All Funds)	0	0	0	N/A
Unexpended (All Funds)	0	0	0	N/A
Unexpended, by Fund:				
General Revenue	0	0	0	N/A
Federal	0	0	0	N/A
Other	0	0	0	N/A
				(1)



Reverted includes statutory reserve amounts (when applicable).
 *Current Year restricted amount is as of September 1, 2023.

NOTES:
 (1) - FY24 - Appropriation for the Child Abuse and Neglect Hotline Unit established. It was previously under CD Field Core.

CORE RECONCILIATION DETAIL

**DEPARTMENT OF SOCIAL SERVICES
CD CHILD ABUSE & NGLCT HOTLINE**

5. CORE RECONCILIATION DETAIL

	Budget Class	FTE	GR	Federal	Other	Total	Explanation
TAFP AFTER VETOES							
	PS	79.00	4,524,302	0	0	4,524,302	
	EE	0.00	79,335	0	0	79,335	
	Total	79.00	4,603,637	0	0	4,603,637	
DEPARTMENT CORE REQUEST							
	PS	79.00	4,524,302	0	0	4,524,302	
	EE	0.00	79,335	0	0	79,335	
	Total	79.00	4,603,637	0	0	4,603,637	
GOVERNOR'S RECOMMENDED CORE							
	PS	79.00	4,524,302	0	0	4,524,302	
	EE	0.00	79,335	0	0	79,335	
	Total	79.00	4,603,637	0	0	4,603,637	

DECISION ITEM SUMMARY

Budget Unit									
Decision Item	FY 2023	FY 2023	FY 2024	FY 2024	FY 2025	FY 2025	*****	*****	
Budget Object Summary	ACTUAL	ACTUAL	BUDGET	BUDGET	DEPT REQ	DEPT REQ	SECURED	SECURED	
Fund	DOLLAR	FTE	DOLLAR	FTE	DOLLAR	FTE	COLUMN	COLUMN	
CD CHILD ABUSE & NGLCT HOTLINE									
CORE									
PERSONAL SERVICES									
GENERAL REVENUE	0	0.00	4,524,302	79.00	4,524,302	79.00	0	0.00	
TOTAL - PS	0	0.00	4,524,302	79.00	4,524,302	79.00	0	0.00	
EXPENSE & EQUIPMENT									
GENERAL REVENUE	0	0.00	79,335	0.00	79,335	0.00	0	0.00	
TOTAL - EE	0	0.00	79,335	0.00	79,335	0.00	0	0.00	
TOTAL	0	0.00	4,603,637	79.00	4,603,637	79.00	0	0.00	
GRAND TOTAL	\$0	0.00	\$4,603,637	79.00	\$4,603,637	79.00	\$0	0.00	

FLEXIBILITY REQUEST FORM

BUDGET UNIT NUMBER:	90081C	DEPARTMENT:	Social Services
BUDGET UNIT NAME:	CD Child Abuse and Neglect Hotline	DIVISION:	Children's Division
HOUSE BILL SECTION:	11.302		

1. Provide the amount by fund of personal service flexibility and the amount by fund of expense and equipment flexibility you are requesting in dollar and percentage terms and explain why the flexibility is needed. If flexibility is being requested among divisions, provide the amount by fund of flexibility you are requesting in dollar and percentage terms and explain why the flexibility is needed.

DEPARTMENT REQUEST

5% flexibility is requested between Personal Service (PS) approps and Expense & Equipment (EE) approps.

2. Estimate how much flexibility will be used for the budget year. How much flexibility was used in the Prior Year Budget and the Current Year Budget? Please specify the amount.

PRIOR YEAR ACTUAL AMOUNT OF FLEXIBILITY USED	CURRENT YEAR ESTIMATED AMOUNT OF FLEXIBILITY THAT WILL BE USED	BUDGET REQUEST ESTIMATED AMOUNT OF FLEXIBILITY THAT WILL BE USED
N/A	DSS will flex up to 5% between sections.	Up to 5% flexibility will be used.

3. Please explain how flexibility was used in the prior and/or current years.

PRIOR YEAR EXPLAIN ACTUAL USE	CURRENT YEAR EXPLAIN PLANNED USE
N/A	Flexibility would be used to effectively manage resources as needed for FTE or EE expenditures.

DECISION ITEM DETAIL

Budget Unit	FY 2023	FY 2023	FY 2024	FY 2024	FY 2025	FY 2025	*****	*****
Decision Item	ACTUAL	ACTUAL	BUDGET	BUDGET	DEPT REQ	DEPT REQ	SECURED	SECURED
Budget Object Class	DOLLAR	FTE	DOLLAR	FTE	DOLLAR	FTE	COLUMN	COLUMN
CD CHILD ABUSE & NGLCT HOTLINE								
CORE								
ADMIN SUPPORT ASSISTANT	0	0.00	84,476	2.00	84,476	2.00	0	0.00
PROGRAM COORDINATOR	0	0.00	73,233	1.00	73,233	1.00	0	0.00
STAFF DEV TRAINING SPECIALIST	0	0.00	108,616	2.00	108,616	2.00	0	0.00
ASSOCIATE SOCIAL SERVICES SPEC	0	0.00	346,840	8.00	346,840	8.00	0	0.00
SOCIAL SERVICES SPECIALIST	0	0.00	3,089,727	54.00	3,089,727	54.00	0	0.00
SR SOCIAL SERVICES SPECIALIST	0	0.00	113,414	2.00	113,414	2.00	0	0.00
SOCIAL SVCS UNIT SUPERVISOR	0	0.00	526,246	9.00	526,246	9.00	0	0.00
SOCIAL SVCS AREA SUPERVISOR	0	0.00	60,240	1.00	60,240	1.00	0	0.00
OTHER	0	0.00	121,510	0.00	121,510	0.00	0	0.00
TOTAL - PS	0	0.00	4,524,302	79.00	4,524,302	79.00	0	0.00
PROFESSIONAL SERVICES	0	0.00	79,335	0.00	79,335	0.00	0	0.00
TOTAL - EE	0	0.00	79,335	0.00	79,335	0.00	0	0.00
GRAND TOTAL	\$0	0.00	\$4,603,637	79.00	\$4,603,637	79.00	\$0	0.00
GENERAL REVENUE	\$0	0.00	\$4,603,637	79.00	\$4,603,637	79.00		0.00
FEDERAL FUNDS	\$0	0.00	\$0	0.00	\$0	0.00		0.00
OTHER FUNDS	\$0	0.00	\$0	0.00	\$0	0.00		0.00

PROGRAM DESCRIPTION

Department: Social Services

HB Section(s): 11.302

Program Name: Children's Division Administration

Program is found in the following core budget(s): CD Child Abuse & Neglect Hotline

1a. What strategic priority does this program address?

Effective, supported, and accountable workforce.

1b. What does this program do?

The Children's Division Child Abuse and Neglect Hotline Unit (CA/NHU): The hotline accepts confidential reports of suspected child abuse, neglect, or exploitation. Reports are received through a toll-free nationwide telephone line which is answered seven days a week, 24 hours a day. Members of certain occupational groups, such as teachers, social workers, and physicians are mandated by law (mandated reporters) to make reports to the hotline. The reporters can make reports that are non-emergency in nature through a web-based on-line application. Any person may report and anonymous reports are accepted from individuals who are not mandated by occupation to report through the toll-free telephone line. Missouri law requires mandated reporters to identify themselves when making a report. The toll-free number is 1-800-392-3738. In addition, all schools are required by law to post signs containing a child-friendly acronym for the child abuse hotline. That phone number is 1-844-CAN-TELL. In 2018, the phone system was updated from analog to digital with additional call management capabilities such as expanding the queue size to 50 callers versus 12 and adding a callback option for mandated reporters.

Calls can be classified as a Report, Referral or Documented Call.

By statute, a Report, requires either an Investigation or Assessment. It can have a response priority of Level 1-Emergency, Level 2-24hr, Level 3-72hr

A Referral is sent when information doesn't meet criteria for a report but is sent to provide services to the family or link them to other community resources

-If the information provided meets the criteria of a report or referral, it is sent to the appropriate county office or the out of home investigation unit for follow-up by a field team member.

Documented call means the information does not meet criteria of a report or referral and is not sent to field staff. It is documented and retained in our FACES system.

Per House Bill 1323, if Children's Division (CD) receive 3 or more Documented calls on the same child within 72 hours, a review is completed. This allows CD to see if all information combined from all calls meets criteria for a report. If it does, CD will send a report to the appropriate county office. This assures that if different pieces of information regarding the same incident are reported but the information alone doesn't meet criteria for a report or referral, it can be looked at as a whole.

PROGRAM DESCRIPTION

Department: Social Services

HB Section(s): 11.302

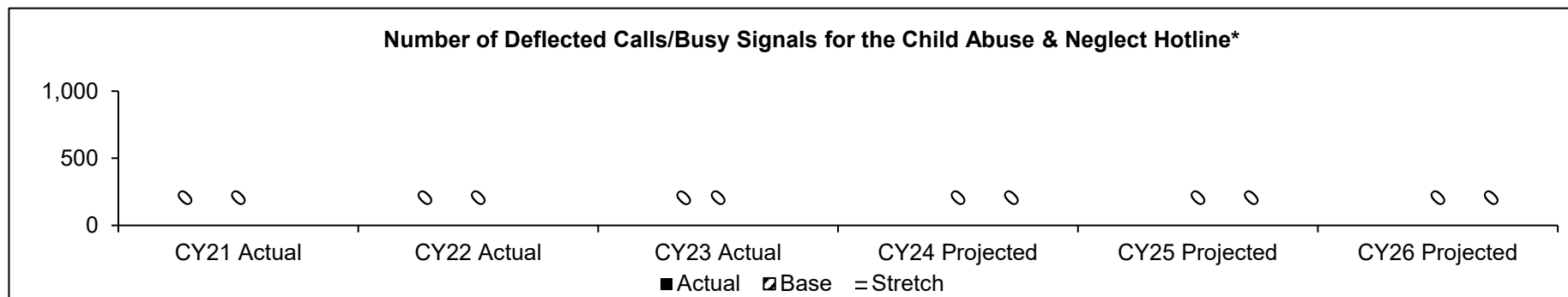
Program Name: Children's Division Administration

Program is found in the following core budget(s): CD Child Abuse & Neglect Hotline

2a. Provide an activity measure(s) for the program.

New measure will be provided in December 2023.

2b. Provide a measure(s) of the program's quality.



January 2021, the Child Abuse and Neglect Hotline Unit transitioned to a Genesys platform to improve citizen's experience. Since the improvements have been made, zero (0) calls have been deflected.

CY = Calendar year

PROGRAM DESCRIPTION

Department: Social Services

HB Section(s): 11.302

Program Name: Children's Division Administration

Program is found in the following core budget(s): CD Child Abuse & Neglect Hotline

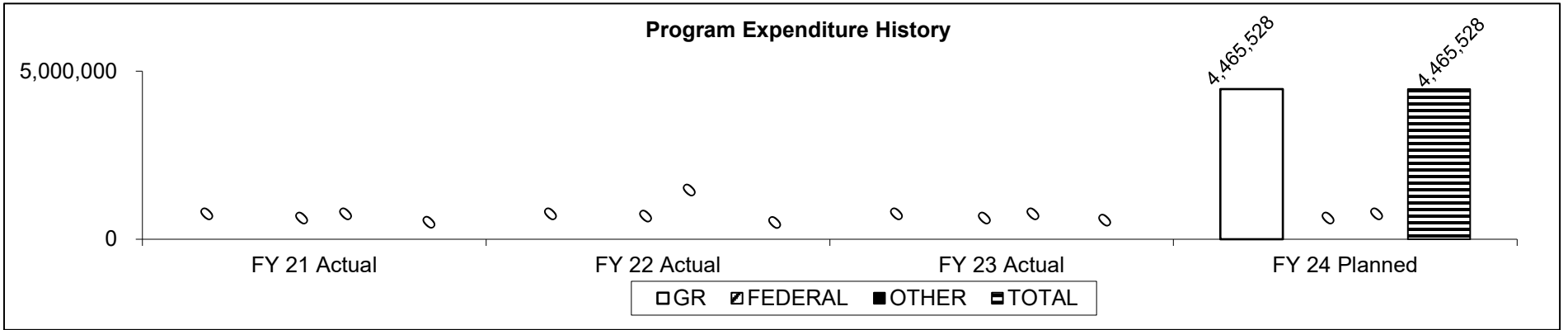
2c. Provide a measure(s) of the program's impact.

New measure will be provided in December 2023.

2d. Provide a measure(s) of the program's efficiency.

New measure will be provided in December 2023.

3. Provide actual expenditures for the prior three fiscal years and planned expenditures for the current fiscal year. (Note: Amounts do not include fringe benefit costs.)



Planned FY 2024 expenditures are net of reserves.

PROGRAM DESCRIPTION

Department: Social Services

HB Section(s): 11.302

Program Name: Children's Division Administration

Program is found in the following core budget(s): CD Child Abuse & Neglect Hotline

4. What are the sources of the "Other " funds?

N/A

5. What is the authorization for this program, i.e., federal or state statute, etc.? (Include the federal program number, if applicable.)

Section 210.109 RSMo. Further requirements are outlined in: 13 CSR 35-31.020 Screening and Classification of Child Abuse/Neglect Hotline Reports

6. Are there federal matching requirements? If yes, please explain.

Expenditures are allocated in accordance with the methodology outlined in the department's cost allocation plan and charged to corresponding grants or used as maintenance of effort as appropriate.

7. Is this a federally mandated program? If yes, please explain.

The federal Child Welfare Act and the federal Child Abuse Prevention and Treatment Act (CAPTA) obligate Missouri to investigate reports of child abuse, neglect and care for children who are abused and neglected. Administrative activities related to these obligations are considered mandatory.

Core – Children’s Field Staff & Operations

CORE DECISION ITEM

Department: Social Services
Division: Children's Division
Core: Children's Field Staff and Operations

Budget Unit: 90085C
HB Section: 11.305

1. CORE FINANCIAL SUMMARY

	FY 2025 Budget Request					FY 2025 Governor's Recommendation			
	GR	Federal	Other	Total		GR	Federal	Other	Total
PS	42,031,592	53,060,084	93,457	95,185,133	PS	0	0	0	0
EE	4,624,302	5,928,108	35,558	10,587,968	EE	0	0	0	0
PSD	2,458,080	19,631,206	0	22,089,286	PSD	0	0	0	0
TRF	0	0	0	0	TRF	0	0	0	0
Total	49,113,974	78,619,398	129,015	127,862,387	Total	0	0	0	0
FTE	750.67	1,044.34	1.85	1,796.86	FTE	0.00	0.00	0.00	0.00

Est. Fringe	26,939,487	35,460,436	62,617	62,462,539
<i>Note: Fringes budgeted in House Bill 5 except for certain fringes budgeted directly to MoDOT, Highway Patrol, and Conservation.</i>				

Est. Fringe	0	0	0	0
<i>Note: Fringes budgeted in House Bill 5 except for certain fringes budgeted directly to MoDOT, Highway Patrol, and Conservation.</i>				

Other Funds: Health Initiative Fund (0275) - \$ 129,015

Other Funds:

2. CORE DESCRIPTION

This appropriation provides funding for personal services and expense and equipment for Children's Service Workers and support staff in each of the 46 Judicial Circuits in the State of Missouri. Front line staff respond to allegations of child abuse or neglect; provide assistance for families in need of services to keep or return children home safely; secure appropriate out-of-home placements for children placed in the Division's custody; and locate permanent homes when it is in the best interest of the child. The Missouri Children's Division (CD) was initially accredited by the Council on Accreditation (COA) in 2010. COA requires agencies to go through the reaccreditation process approximately every four years. CD has maintained accreditation since 2010 and has been through the reaccreditation process two times starting in 2014 and 2018. In Summer of 2023, CD has decided not to seek reaccreditation.

3. PROGRAM LISTING (list programs included in this core funding)

Children's Field Staff and Operations
 Recruitment and Retention
 Foster Care Portal
 Foster Care Wellness Pilot Module

CORE DECISION ITEM

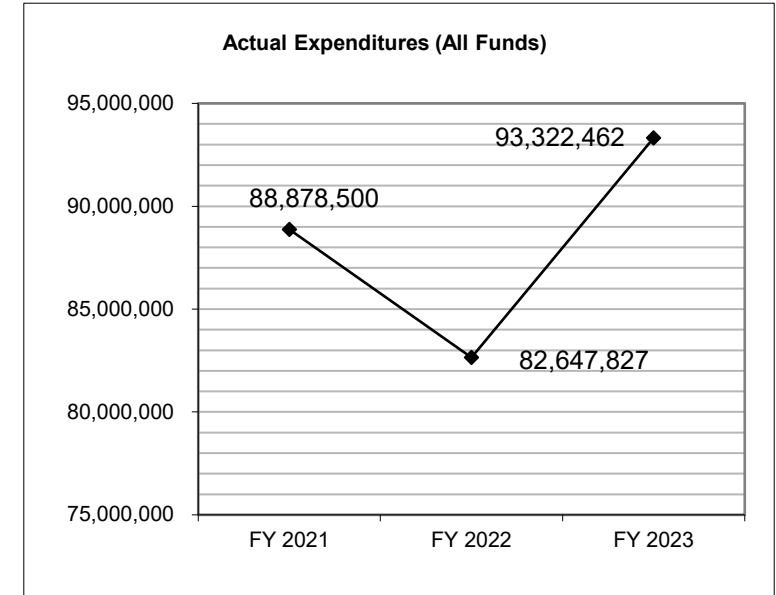
Department: Social Services
Division: Children's Division
Core: Children's Field Staff and Operations

Budget Unit: 90085C

HB Section: 11.305

4. FINANCIAL HISTORY

	FY 2021 Actual	FY 2022 Actual	FY 2023 Current Yr.	FY 2024 Current Yr.
Appropriation (All Funds)	92,547,524	89,747,832	96,688,247	128,289,487
Less Reverted (All Funds)	(191,259)	(1,213,008)	(1,260,844)	(1,487,411)
Less Restricted* (All Funds)	0	0	0	0
Budget Authority (All Funds)	92,356,265	88,534,824	95,427,403	126,802,076
Actual Expenditures (All Funds)	88,878,500	82,647,827	93,322,462	N/A
Unexpended (All Funds)	3,477,765	5,886,997	2,104,941	N/A
Unexpended, by Fund:				
General Revenue	253,929	10,803	108,706	N/A
Federal	2,698,471	5,868,268	1,986,017	N/A
Other	525,365	7,926	10,218	N/A
	(1)	(2)	(3)	(4)



Reverted includes statutory reserve amounts (when applicable).

*Current Year restricted amount is as of September 1, 2023.

NOTES:

(1) FY21- Core reallocation of \$225,744 GR and 4.04 FTE in personal services to DLS State Technical Assistance Team (STAT). A Transfer Out amount of (\$253,344.00 GR) and Agency Reserve of (\$467,586.00 GR) contributed to the budget authority for the fiscal year.

(2) FY22 - Due to high turnover and recruiting setbacks for frontline staff positions, CD did not utilize PS funding as expected which contributed to the unexpended amount. Additionally, allotted funds for the Foster Care Application of \$1,000,000 FF were not utilize because the procurement process had just begun for the project.

(3) FY23 - The School Violence Hotline moved into MIAC personnel under DPS budget, a reduction PS/EE of \$143,267 GR transferred out. A core reduction of \$1,000,000 FF as there were no existing cash source. An increase to the budget was approved for \$8,514,539 (\$4,199,285 GR and \$4,315,254 FF) to cover the cost of new programs and projects.

(4) - FY24 - CD Reconstruction and Reform included appropriations totaling \$8,320,547. An 8.7% pay plan increase totaled \$7,959,374 is also included. Additional increases include: Mileage increase of \$202,993; Child Welfare CTC increase of \$962,081; School Faculty Investigations increase of \$111,970; Diligent Searches increase of \$338,719; SB 775 Implementation increase of \$140,241; Foster Care Pilot Module increase of \$21,050,000; and Child Care Portal increase of \$250,000.

CORE RECONCILIATION DETAIL

**DEPARTMENT OF SOCIAL SERVICES
CHILDREN'S FIELD STAFF/OPS**

5. CORE RECONCILIATION DETAIL

			Budget Class	FTE	GR	Federal	Other	Total	Explanation
TAFP AFTER VETOES									
			PS	1,796.86	42,031,592	53,060,084	93,457	95,185,133	
			EE	0.00	4,961,638	6,367,872	35,558	11,365,068	
			PD	0.00	2,458,080	19,281,206	0	21,739,286	
			Total	1,796.86	49,451,310	78,709,162	129,015	128,289,487	
DEPARTMENT CORE ADJUSTMENTS									
1x Expenditures	321	6304	EE	0.00	0	(89,764)	0	(89,764)	Core reduction of one-time funding.
1x Expenditures	321	6302	EE	0.00	(337,336)	0	0	(337,336)	Core reduction of one-time funding.
Core Reallocation	535	6419	EE	0.00	0	(350,000)	0	(350,000)	Core reallocation to align with actual expenditures.
Core Reallocation	535	6419	PD	0.00	0	350,000	0	350,000	Core reallocation to align with actual expenditures.
Core Reallocation	537	6303	PS	0.00	0	0	0	(0)	Core reallocation to align with actual expenditures.
Core Reallocation	537	6418	PS	(0.00)	0	0	0	(0)	Core reallocation to align with actual expenditures.
Core Reallocation	537	6301	PS	0.00	0	0	0	0	Core reallocation to align with actual expenditures.
			NET DEPARTMENT CHANGES	(0.00)	(337,336)	(89,764)	0	(427,100)	
DEPARTMENT CORE REQUEST									
			PS	1,796.86	42,031,592	53,060,084	93,457	95,185,133	
			EE	0.00	4,624,302	5,928,108	35,558	10,587,968	
			PD	0.00	2,458,080	19,631,206	0	22,089,286	
			Total	1,796.86	49,113,974	78,619,398	129,015	127,862,387	

CORE RECONCILIATION DETAIL

**DEPARTMENT OF SOCIAL SERVICES
CHILDREN'S FIELD STAFF/OPS**

5. CORE RECONCILIATION DETAIL

	Budget Class	FTE	GR	Federal	Other	Total	Explanation
GOVERNOR'S RECOMMENDED CORE							
	PS	1,796.86	42,031,592	53,060,084	93,457	95,185,133	
	EE	0.00	4,624,302	5,928,108	35,558	10,587,968	
	PD	0.00	2,458,080	19,631,206	0	22,089,286	
	Total	1,796.86	49,113,974	78,619,398	129,015	127,862,387	

DECISION ITEM SUMMARY

Budget Unit									
Decision Item	FY 2023	FY 2023	FY 2024	FY 2024	FY 2025	FY 2025	*****	*****	
Budget Object Summary	ACTUAL	ACTUAL	BUDGET	BUDGET	DEPT REQ	DEPT REQ	SECURED	SECURED	
Fund	DOLLAR	FTE	DOLLAR	FTE	DOLLAR	FTE	COLUMN	COLUMN	
CHILDREN'S FIELD STAFF/OPS									
CORE									
PERSONAL SERVICES									
GENERAL REVENUE	39,502,777	894.59	42,031,592	750.67	42,031,592	750.67	0	0.00	
CHILD CARE AND DEVELOPMENT FED	161,719	3.64	0	0.00	0	0.00	0	0.00	
TEMP ASSIST NEEDY FAM FEDERAL	12,623,931	284.37	13,735,624	377.03	13,735,624	377.03	0	0.00	
DEPT OF SOC SERV FEDERAL & OTH	30,324,848	680.92	39,324,460	667.31	39,324,460	667.31	0	0.00	
HEALTH INITIATIVES	73,182	1.48	93,457	1.85	93,457	1.85	0	0.00	
TOTAL - PS	82,686,457	1,865.00	95,185,133	1,796.86	95,185,133	1,796.86	0	0.00	
EXPENSE & EQUIPMENT									
GENERAL REVENUE	3,699,214	0.00	4,961,638	0.00	4,624,302	0.00	0	0.00	
TEMP ASSIST NEEDY FAM FEDERAL	1,366,215	0.00	1,801,639	0.00	1,451,639	0.00	0	0.00	
BUDGET STABILIZATION	219,852	0.00	0	0.00	0	0.00	0	0.00	
DEPT OF SOC SERV FEDERAL & OTH	4,135,353	0.00	4,566,233	0.00	4,476,469	0.00	0	0.00	
HEALTH INITIATIVES	0	0.00	35,558	0.00	35,558	0.00	0	0.00	
TOTAL - EE	9,420,634	0.00	11,365,068	0.00	10,587,968	0.00	0	0.00	
PROGRAM-SPECIFIC									
GENERAL REVENUE	697,888	0.00	2,458,080	0.00	2,458,080	0.00	0	0.00	
TEMP ASSIST NEEDY FAM FEDERAL	349,898	0.00	0	0.00	350,000	0.00	0	0.00	
DEPT OF SOC SERV FEDERAL & OTH	134,514	0.00	19,281,206	0.00	19,281,206	0.00	0	0.00	
HEALTH INITIATIVES	33,071	0.00	0	0.00	0	0.00	0	0.00	
TOTAL - PD	1,215,371	0.00	21,739,286	0.00	22,089,286	0.00	0	0.00	
TOTAL	93,322,462	1,865.00	128,289,487	1,796.86	127,862,387	1,796.86	0	0.00	
SB 186 Implementation - 1886002									
PERSONAL SERVICES									
GENERAL REVENUE	0	0.00	0	0.00	1,237,065	28.98	0	0.00	
DEPT OF SOC SERV FEDERAL & OTH	0	0.00	0	0.00	726,531	17.02	0	0.00	
TOTAL - PS	0	0.00	0	0.00	1,963,596	46.00	0	0.00	
EXPENSE & EQUIPMENT									
GENERAL REVENUE	0	0.00	0	0.00	562,600	0.00	0	0.00	
DEPT OF SOC SERV FEDERAL & OTH	0	0.00	0	0.00	330,415	0.00	0	0.00	
TOTAL - EE	0	0.00	0	0.00	893,015	0.00	0	0.00	
TOTAL	0	0.00	0	0.00	2,856,611	46.00	0	0.00	

9/15/23 11:19

im_disummary

DECISION ITEM SUMMARY

Budget Unit									
Decision Item	FY 2023	FY 2023	FY 2024	FY 2024	FY 2025	FY 2025	*****	*****	
Budget Object Summary	ACTUAL	ACTUAL	BUDGET	BUDGET	DEPT REQ	DEPT REQ	SECURED	SECURED	
Fund	DOLLAR	FTE	DOLLAR	FTE	DOLLAR	FTE	COLUMN	COLUMN	
CHILDREN'S FIELD STAFF/OPS									
IV-B Case Worker Visit CTC - 1886026									
EXPENSE & EQUIPMENT									
DEPT OF SOC SERV FEDERAL & OTH	0	0.00	0	0.00	2,033,988	0.00	0	0.00	
TOTAL - EE	0	0.00	0	0.00	2,033,988	0.00	0	0.00	
TOTAL	0	0.00	0	0.00	2,033,988	0.00	0	0.00	
CWIS Support - 1886030									
PERSONAL SERVICES									
GENERAL REVENUE	0	0.00	0	0.00	680,484	12.00	0	0.00	
TOTAL - PS	0	0.00	0	0.00	680,484	12.00	0	0.00	
EXPENSE & EQUIPMENT									
GENERAL REVENUE	0	0.00	0	0.00	173,065	0.00	0	0.00	
TOTAL - EE	0	0.00	0	0.00	173,065	0.00	0	0.00	
TOTAL	0	0.00	0	0.00	853,549	12.00	0	0.00	
CD Vehicle Fleet Management - 1886045									
EXPENSE & EQUIPMENT									
GENERAL REVENUE	0	0.00	0	0.00	3,468,000	0.00	0	0.00	
TOTAL - EE	0	0.00	0	0.00	3,468,000	0.00	0	0.00	
TOTAL	0	0.00	0	0.00	3,468,000	0.00	0	0.00	
GRAND TOTAL	\$93,322,462	1,865.00	\$128,289,487	1,796.86	\$137,074,535	1,854.86	\$0	0.00	

FLEXIBILITY REQUEST FORM

BUDGET UNIT NUMBER: 90085C	DEPARTMENT: Social Services
BUDGET UNIT NAME: CD Field Staff and Operations	
HOUSE BILL SECTION: 11.305	DIVISION: Children's Division

1. Provide the amount by fund of personal service flexibility and the amount by fund of expense and equipment flexibility you are requesting in dollar and percentage terms and explain why the flexibility is needed. If flexibility is being requested among divisions, provide the amount by fund of flexibility you are requesting in dollar and percentage terms and explain why the flexibility is needed.

DEPARTMENT REQUEST

5% flexibility is requested between Personal Service (PS) approps and Expense & Equipment (EE) approps.

2. Estimate how much flexibility will be used for the budget year. How much flexibility was used in the Prior Year Budget and the Current Year Budget? Please specify the amount.

PRIOR YEAR ACTUAL AMOUNT OF FLEXIBILITY USED	CURRENT YEAR ESTIMATED AMOUNT OF FLEXIBILITY THAT WILL BE USED	BUDGET REQUEST ESTIMATED AMOUNT OF FLEXIBILITY THAT WILL BE USED
N/A	DSS will flex up to 5% between sections.	Up to 5% flexibility will be used.

3. Please explain how flexibility was used in the prior and/or current years.

PRIOR YEAR EXPLAIN ACTUAL USE	CURRENT YEAR EXPLAIN PLANNED USE
N/A	Flexibility would be used to effectively manage resources as needed for FTE or EE expenditures.

FLEXIBILITY REQUEST FORM

BUDGET UNIT NUMBER: 90085C	DEPARTMENT: Social Services
BUDGET UNIT NAME: CD Field Staff and Operations	DIVISION: Children's Division
HOUSE BILL SECTION: 11.305	

1. Provide the amount by fund of personal service flexibility and the amount by fund of expense and equipment flexibility you are requesting in dollar and percentage terms and explain why the flexibility is needed. If flexibility is being requested among divisions, provide the amount by fund of flexibility you are requesting in dollar and percentage terms and explain why the flexibility is needed.

DEPARTMENT REQUEST

5% flexibility is requested from HB 11.305 (CD Field Staff and Operations) to 11.302 (CD Child Abuse and Neglect Hotline).

2. Estimate how much flexibility will be used for the budget year. How much flexibility was used in the Prior Year Budget and the Current Year Budget? Please specify the amount.

PRIOR YEAR ACTUAL AMOUNT OF FLEXIBILITY USED	CURRENT YEAR ESTIMATED AMOUNT OF FLEXIBILITY THAT WILL BE USED	BUDGET REQUEST ESTIMATED AMOUNT OF FLEXIBILITY THAT WILL BE USED
\$0	DSS will flex up to 5% between sections.	Up to 5% flexibility will be used.

3. Please explain how flexibility was used in the prior and/or current years.

PRIOR YEAR EXPLAIN ACTUAL USE	CURRENT YEAR EXPLAIN PLANNED USE
N/A	Flexibility would be used to effectively manage resources as needed for FTE or EE expenditures.

FLEXIBILITY REQUEST FORM

BUDGET UNIT NUMBER: 90085C	DEPARTMENT: Social Services
BUDGET UNIT NAME: CD Field Staff and Operations	
HOUSE BILL SECTION: 11.305	DIVISION: Children's Division

1. Provide the amount by fund of personal service flexibility and the amount by fund of expense and equipment flexibility you are requesting in dollar and percentage terms and explain why the flexibility is needed. If flexibility is being requested among divisions, provide the amount by fund of flexibility you are requesting in dollar and percentage terms and explain why the flexibility is needed.

DEPARTMENT REQUEST

50% flexibility is requested between the following sections: 11.305 (CD Field Staff and Operations), 11.306 (CD Family Centered Services), and 11.307 (CD Team Decision Making).

2. Estimate how much flexibility will be used for the budget year. How much flexibility was used in the Prior Year Budget and the Current Year Budget? Please specify the amount.

PRIOR YEAR ACTUAL AMOUNT OF FLEXIBILITY USED	CURRENT YEAR ESTIMATED AMOUNT OF FLEXIBILITY THAT WILL BE USED	BUDGET REQUEST ESTIMATED AMOUNT OF FLEXIBILITY THAT WILL BE USED
\$0	DSS will flex up to 50% between sections.	Up to 50% flexibility will be used.

3. Please explain how flexibility was used in the prior and/or current years.

PRIOR YEAR EXPLAIN ACTUAL USE	CURRENT YEAR EXPLAIN PLANNED USE
N/A	Flexibility would be used to effectively manage resources as needed for FTE or EE expenditures.

DECISION ITEM DETAIL

Budget Unit	FY 2023	FY 2023	FY 2024	FY 2024	FY 2025	FY 2025	*****	*****
Decision Item	ACTUAL	ACTUAL	BUDGET	BUDGET	DEPT REQ	DEPT REQ	SECURED	SECURED
Budget Object Class	DOLLAR	FTE	DOLLAR	FTE	DOLLAR	FTE	COLUMN	COLUMN
CHILDREN'S FIELD STAFF/OPS								
CORE								
SALARIES & WAGES	0	0.00	243,571	6.00	243,571	6.00	0	0.00
CASE ANALYST	0	0.00	32,886	1.25	32,886	1.25	0	0.00
LEGAL COUNSEL	98,466	1.26	209,546	2.76	209,546	2.76	0	0.00
CLERK	0	0.00	8,712	0.29	8,712	0.29	0	0.00
MISCELLANEOUS TECHNICAL	353,123	9.80	185,324	5.00	185,324	5.00	0	0.00
MISCELLANEOUS PROFESSIONAL	0	0.00	548	0.00	548	0.00	0	0.00
SPECIAL ASST OFFICIAL & ADMSTR	0	0.00	27,070	0.22	27,070	0.22	0	0.00
SPECIAL ASST PROFESSIONAL	703,353	9.24	925,544	12.01	925,544	12.01	0	0.00
SPECIAL ASST OFFICE & CLERICAL	176	0.00	0	0.00	0	0.00	0	0.00
SOCIAL SERVICES WORKER	685,541	16.47	692,705	15.28	692,705	15.28	0	0.00
UCP PENDING CLASSIFICATION - 2	27	0.00	625,025	17.00	625,025	17.00	0	0.00
ADMINISTRATIVE SUPPORT CLERK	1,486,366	46.67	3,142,846	69.36	3,142,846	69.36	0	0.00
ADMIN SUPPORT ASSISTANT	2,660,378	78.78	2,365,897	46.99	2,365,897	46.99	0	0.00
LEAD ADMIN SUPPORT ASSISTANT	1,429,810	40.56	1,529,003	33.98	1,529,003	33.98	0	0.00
ADMIN SUPPORT PROFESSIONAL	283,683	7.07	588,495	10.00	588,495	10.00	0	0.00
ADMINISTRATIVE MANAGER	57,741	1.09	115,877	2.00	41,877	0.95	0	0.00
LEAD CUSTOMER SERVICE REP	43,259	0.94	52,577	1.00	52,577	1.00	0	0.00
SR BUSINESS PROJECT MANAGER	38,152	0.59	0	0.00	0	0.00	0	0.00
PROGRAM SPECIALIST	643,182	12.36	165,629	3.00	165,629	3.00	0	0.00
SENIOR PROGRAM SPECIALIST	223,290	4.22	100,200	2.00	100,200	2.00	0	0.00
PROGRAM COORDINATOR	396,886	5.76	141,390	2.01	141,390	2.01	0	0.00
RESEARCH/DATA ANALYST	93,156	1.81	0	0.00	92,703	1.80	0	0.00
STAFF DEVELOPMENT TRAINER	20,528	0.46	45,332	1.00	45,332	1.00	0	0.00
STAFF DEV TRAINING SPECIALIST	766,171	15.34	745,917	14.00	745,917	14.00	0	0.00
SR STAFF DEV TRAINING SPEC	100,525	1.92	59,906	1.00	59,906	1.00	0	0.00
STAFF DEVELOPMENT TRAINING MGR	57,870	0.95	0	0.00	0	0.00	0	0.00
ACCOUNTS ASSISTANT	30,961	0.89	34,368	1.00	34,368	1.00	0	0.00
SENIOR ACCOUNTS ASSISTANT	21,824	0.54	0	0.00	0	0.00	0	0.00
ACCOUNTS SUPERVISOR	24,575	0.47	0	0.00	74,000	1.05	0	0.00
SENIOR ACCOUNTANT	46,168	0.82	18,259	0.36	18,259	0.36	0	0.00
ASSOCIATE AUDITOR	0	0.00	54,008	1.00	54,008	1.00	0	0.00
PROCUREMENT SPECIALIST	21,078	0.40	0	0.00	0	0.00	0	0.00

DECISION ITEM DETAIL

Budget Unit	FY 2023	FY 2023	FY 2024	FY 2024	FY 2025	FY 2025	*****	*****
Decision Item	ACTUAL	ACTUAL	BUDGET	BUDGET	DEPT REQ	DEPT REQ	SECURED	SECURED
Budget Object Class	DOLLAR	FTE	DOLLAR	FTE	DOLLAR	FTE	COLUMN	COLUMN
CHILDREN'S FIELD STAFF/OPS								
CORE								
HUMAN RESOURCES SPECIALIST	28,015	0.55	56,335	1.00	56,335	1.00	0	0.00
HUMAN RESOURCES MANAGER	529	0.01	0	0.00	0	0.00	0	0.00
BENEFIT PROGRAM TECHNICIAN	0	0.00	256,291	6.40	256,291	6.40	0	0.00
BENEFIT PROGRAM SPECIALIST	0	0.00	1,108,056	20.10	1,108,056	20.10	0	0.00
BENEFIT PROGRAM SUPERVISOR	0	0.00	233,170	4.50	233,170	4.50	0	0.00
SOCIAL SERVICES ASSISTANT	4,823,459	140.80	351	0.00	4,805,351	140.00	0	0.00
ASSOCIATE SOCIAL SERVICES SPEC	8,902,738	229.84	12,164,000	242.02	12,164,000	242.02	0	0.00
SOCIAL SERVICES SPECIALIST	32,076,282	729.19	38,999,237	817.90	34,128,552	676.72	0	0.00
SR SOCIAL SERVICES SPECIALIST	9,677,289	192.77	12,004,336	176.08	12,004,336	176.08	0	0.00
SOCIAL SVCS UNIT SUPERVISOR	12,451,883	240.20	13,491,610	213.00	13,203,596	207.91	0	0.00
SOCIAL SVCS AREA SUPERVISOR	343,533	6.06	0	0.00	339,689	6.00	0	0.00
SOCIAL SERVICES ADMINISTRATOR	3,891,284	63.09	4,280,082	59.00	4,280,082	59.00	0	0.00
YOUTH SERVICES WORKER	82	0.00	0	0.00	0	0.00	0	0.00
LEGAL ASSISTANT	37,712	0.95	71,699	1.99	71,699	1.99	0	0.00
PUBLIC HEALTH PROGRAM ASSOC	54,425	1.14	48,687	1.00	48,687	1.00	0	0.00
SR PUBLIC HEALTH PROGRAM SPEC	1,630	0.03	0	0.00	0	0.00	0	0.00
SENIOR REGULATORY AUDITOR	108,836	1.93	360,644	5.36	281,951	3.83	0	0.00
REGULATORY COMPLIANCE MANAGER	2,471	0.03	0	0.00	0	0.00	0	0.00
TOTAL - PS	82,686,457	1,865.00	95,185,133	1,796.86	95,185,133	1,796.86	0	0.00
TRAVEL, IN-STATE	1,808,294	0.00	2,567,775	0.00	2,567,775	0.00	0	0.00
TRAVEL, OUT-OF-STATE	16,195	0.00	4,605	0.00	4,605	0.00	0	0.00
FUEL & UTILITIES	0	0.00	51,149	0.00	51,149	0.00	0	0.00
SUPPLIES	1,586,070	0.00	1,604,169	0.00	1,603,909	0.00	0	0.00
PROFESSIONAL DEVELOPMENT	7,183	0.00	97,351	0.00	97,351	0.00	0	0.00
COMMUNICATION SERV & SUPP	1,839,815	0.00	2,127,417	0.00	1,510,316	0.00	0	0.00
PROFESSIONAL SERVICES	3,312,438	0.00	3,132,660	0.00	3,132,660	0.00	0	0.00
HOUSEKEEPING & JANITORIAL SERV	6,924	0.00	467,570	0.00	402,728	0.00	0	0.00
M&R SERVICES	515,879	0.00	387,183	0.00	482,183	0.00	0	0.00
COMPUTER EQUIPMENT	11,310	0.00	0	0.00	0	0.00	0	0.00
OFFICE EQUIPMENT	156,944	0.00	416,970	0.00	177,073	0.00	0	0.00
OTHER EQUIPMENT	119,606	0.00	54,174	0.00	104,174	0.00	0	0.00
PROPERTY & IMPROVEMENTS	760	0.00	9,491	0.00	9,491	0.00	0	0.00

DECISION ITEM DETAIL

Budget Unit	FY 2023	FY 2023	FY 2024	FY 2024	FY 2025	FY 2025	*****	*****
Decision Item	ACTUAL	ACTUAL	BUDGET	BUDGET	DEPT REQ	DEPT REQ	SECURED	SECURED
Budget Object Class	DOLLAR	FTE	DOLLAR	FTE	DOLLAR	FTE	COLUMN	COLUMN
CHILDREN'S FIELD STAFF/OPS								
CORE								
BUILDING LEASE PAYMENTS	4,838	0.00	196,700	0.00	196,700	0.00	0	0.00
EQUIPMENT RENTALS & LEASES	8,171	0.00	230,789	0.00	230,789	0.00	0	0.00
MISCELLANEOUS EXPENSES	26,207	0.00	17,065	0.00	17,065	0.00	0	0.00
TOTAL - EE	9,420,634	0.00	11,365,068	0.00	10,587,968	0.00	0	0.00
PROGRAM DISTRIBUTIONS	492,526	0.00	21,301,933	0.00	21,301,933	0.00	0	0.00
DEBT SERVICE	722,845	0.00	437,353	0.00	787,353	0.00	0	0.00
TOTAL - PD	1,215,371	0.00	21,739,286	0.00	22,089,286	0.00	0	0.00
GRAND TOTAL	\$93,322,462	1,865.00	\$128,289,487	1,796.86	\$127,862,387	1,796.86	\$0	0.00
GENERAL REVENUE	\$43,899,879	894.59	\$49,451,310	750.67	\$49,113,974	750.67		0.00
FEDERAL FUNDS	\$49,316,330	968.93	\$78,709,162	1,044.34	\$78,619,398	1,044.34		0.00
OTHER FUNDS	\$106,253	1.48	\$129,015	1.85	\$129,015	1.85		0.00

PROGRAM DESCRIPTION

Department: Social Services

HB Section(s): 11.305

Division: Children's Division

Program is found in the following core budget(s): Children's Field Staff and Operations

1a. What strategic priority does this program address?

Effective, supported, and accountable workforce.

1b. What does this program do?

The Children's Division (CD) highest priorities are to ensure the safety of children and move children from the state's custody to permanency. The Division protects Missouri's most vulnerable children by responding to allegations of child abuse and neglect; assisting families to help children remain in or return home safely; ensure safe out-of-home placements for children placed in the Division's custody; and locate permanent homes for children who cannot return home.

CD direct service staff, supervisory, administrative, and clerical support the programs administered. The Division's administrative structure provides that the Division Director or Deputy Director will supervise regional administrative staff, and they in turn will manage the Division's local county offices which are organized into judicial circuits. Regional staff are responsible for all programs operated by the Division within their respective region. Each Circuit Manager has similar responsibility for that circuit's staff, and employs supervisory and clerical staff to facilitate the management of these programs. A typical circuit structure would have a unit or units of Children's Service Workers, a Social Service Supervisor(s), clerical staff, and a Circuit Manager.

Administrative staff are engaged in activities related to program monitoring and evaluation, personnel management and appraisals, training, and automated system support. These positions are responsible for quality of service provision and for monitoring of case activities to assure accuracy. They also provide significant on-the-job training to new employees. Supervisory staff are allocated based on a ratio of one (1) to no more than seven (7) workers. Clerical staff assist clients entering the local offices, organize and coordinate workflow, and perform data entry functions.

Children's Service Workers investigate child abuse and neglect reports, perform family assessments, provide permanency planning for children, and ensure that permanency will have achieved expeditiously. The Children's Service Worker is an advocate for the children, and an integral partner with the juvenile court. They assure the safety of the child, and provide for the needs of the children and their families in a manner that serves the child's best interest. According to Section 210.112, RSMo, it was the intent and goal of the General Assembly to have the CD attain accreditation by the Council on Accreditation (COA). COA requires agencies to go through the reaccreditation process approximately every four years. CD has maintained accreditation since 2010 and has been through the reaccreditation process two times starting in 2014 and 2018. In Summer of 2023, CD has decided not to seek reaccreditation. The following is a brief discussion of the vital responsibilities of the Children's Service Worker to include targeted strategies for engagement with families, structured decision making, and trauma-informed practice.

Responding to Reports of Child Abuse and Neglect: A Children's Service Worker initiates an investigation or family assessment into allegations of child abuse or neglect within 24 hours of the report to the Child Abuse & Neglect Hotline. If the report indicates behavior that may constitute a criminal violation, the report is screened as an investigation, and a co-investigation will be conducted with local law enforcement. Should the findings from the investigation determine that abuse/neglect did occur, the perpetrator is placed on the Central Registry. Services are accessible to the family as appropriate. The other child abuse/neglect reports that are not criminal; are then addressed through a family assessment. The primary purpose of the comprehensive family assessment is to assess the child's safety and the family's need for services. The agency seeks to form a collaborative relationship with the family and their community to build on existing strengths. Through this process, the focus is on long-term success for the family, rather than on an individual incident.

PROGRAM DESCRIPTION

Department: Social Services

HB Section(s): 11.305

Division: Children's Division

Program is found in the following core budget(s): Children's Field Staff and Operations

Family-Centered Services: If the result of the investigation or family assessment concludes that the child is in danger, the worker collaborates with law enforcement and/or the Juvenile Court to take immediate steps to protect the child and begins working with the family to prevent any further abuse or neglect. Treatment services are put into place to help prevent the reoccurrence of abuse or neglect and to help the family regain custody in instances where the removal of the child(ren) was necessary.

Alternative Care: In many instances, the protection of the child requires the removal of the child from the home and placement in an alternate living arrangement. The Children's Service Worker makes arrangements for this placement, monitors the placement, and when appropriate makes plans for the subsequent return of the child to their natural home.

Recruitment and Retention: CD contracts for all recruitment, recommendations for licensure/approval, and retention of resource homes in Jackson County and the Northwest portion of the state. The contract began as a pilot, as required by a report of the Task Force on Recruitment, Licensing and Retention of Foster Care and Adoptive Homes, and has continued since. CD is also piloting an enhanced effort for recruiting, licensing, and retaining foster and adoptive homes in the southern regions of the state.

Mobility Project: CD provides iPads to approximately 1,500 frontline staff statewide. CD staff use the Family and Children Electronic Services (FACES) application and virtual desktop (VDI) to enter and save case data while out in the field. In addition, staff use the iPad to access email, calendars, FaceTime to supplement visits between incarcerated parents and children, GPS for locating homes, internet access to search for local services to serve family needs, the Child Protector application including talk to text, and free texting applications that allow staff to use the iPad to text with clients. All iPads are equipped with data plans. Wi-Fi access has been installed in all Children's Division offices.

SB 683 (Diligent Searches): A diligent search shall be made to locate, contact, and notify the relative or relatives of the child within thirty days from the time the emergency placement is deemed necessary for the child. The children's division shall continue the search for the relative or relatives until the division locates the relative or relatives of the child for placement, for six months following the child's out-of-home placement, or the court excuses further search, whichever occurs first. The department shall resume search efforts if ordered by the court, a change in the child's placement occurs, or a party shows that continuing the search is in the best interests of the child. The children's division, or an entity under contract with the division, shall use all sources of information, including any known parent or relative, to attempt to locate an appropriate relative as placement.

PROGRAM DESCRIPTION

Department: Social Services

HB Section(s): 11.305

Division: Children's Division

Program is found in the following core budget(s): Children's Field Staff and Operations

SB 681 (School Faculty Investigation): 160.261 states, " Requires school districts notify parents and receive written permission before using corporal punishment. The act repeals language related to the jurisdiction of the Children's Division within the Department of Social Services and its ability to investigate reports of alleged child abuse by personnel of a school district, a teacher, or other school employee. It also repeals language related to how a school and school district are to handle reports of alleged child abuse." CD team, of 2 FTE, are required to investigate any allegations meeting criteria for child abuse and neglect reports.

Transition to FirstNet Service: There is not a Statewide contract for Satellite phones and current barriers prevent CD to utilize the Highway Patrol contract. While trying to find a suitable service and equipment, CD determined a trial with the iPhone on the FirstNet service plan in the more remote area of the State in South Missouri could prove to be around the barriers. FirstNet is a dedicated public service wireless network built and designed for first responders enabling safer and reliable coverage across the state. Field staff are able to tether their iPad or laptop to the data plan on the iPhone enabling CD staff to use Apps to access FACES and other information, which the Satellite phones do not. Most importantly, staff feel safer having an iPhone they can use versus needing to check out the Satellite phone for only times of traveling in remote areas. The money allocated for the satellite phones is necessary to continue to maintain iPhones for all field staff.

PROGRAM DESCRIPTION

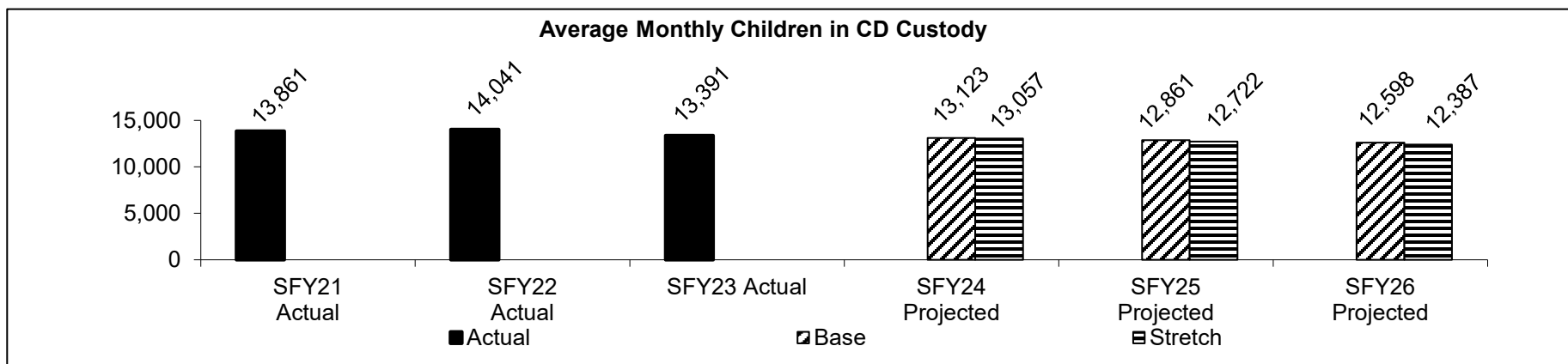
Department: Social Services

HB Section(s): 11.305

Division: Children's Division

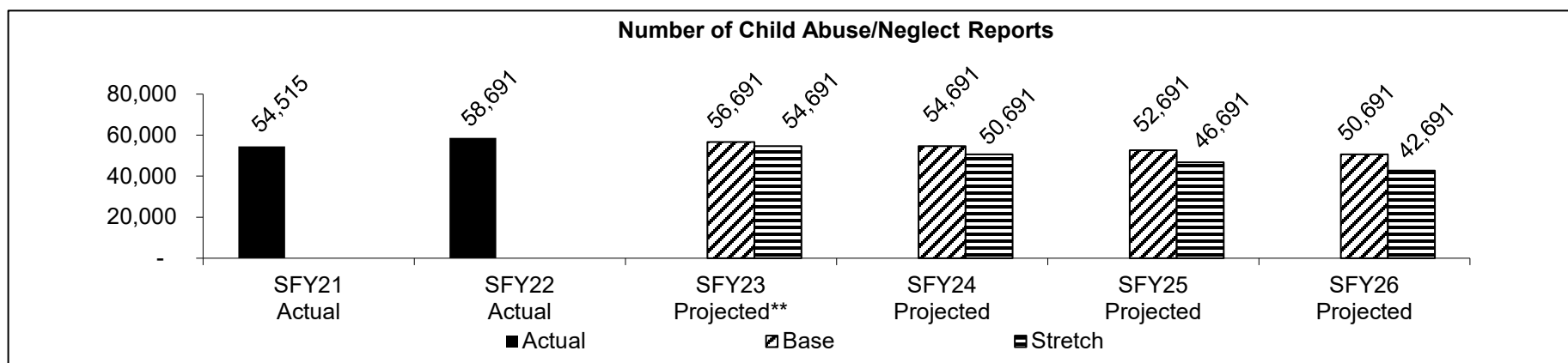
Program is found in the following core budget(s): Children's Field Staff and Operations

2a. Provide an activity measure(s) for the program.



Children in care and custody of Children's Division

**Data will not be available until December 2023.



**Data will not be available until December 2023.

PROGRAM DESCRIPTION

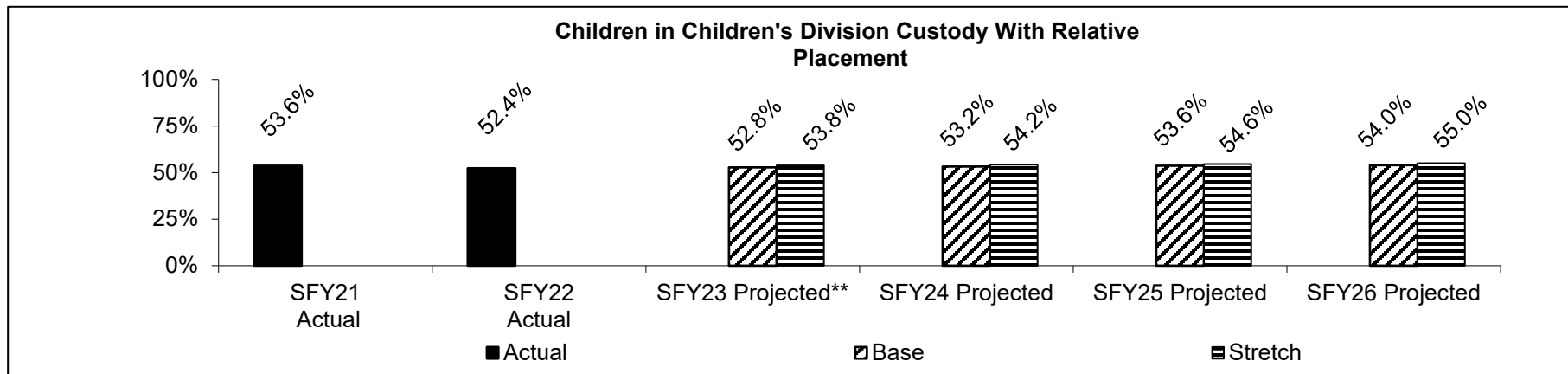
Department: Social Services

HB Section(s): 11.305

Division: Children's Division

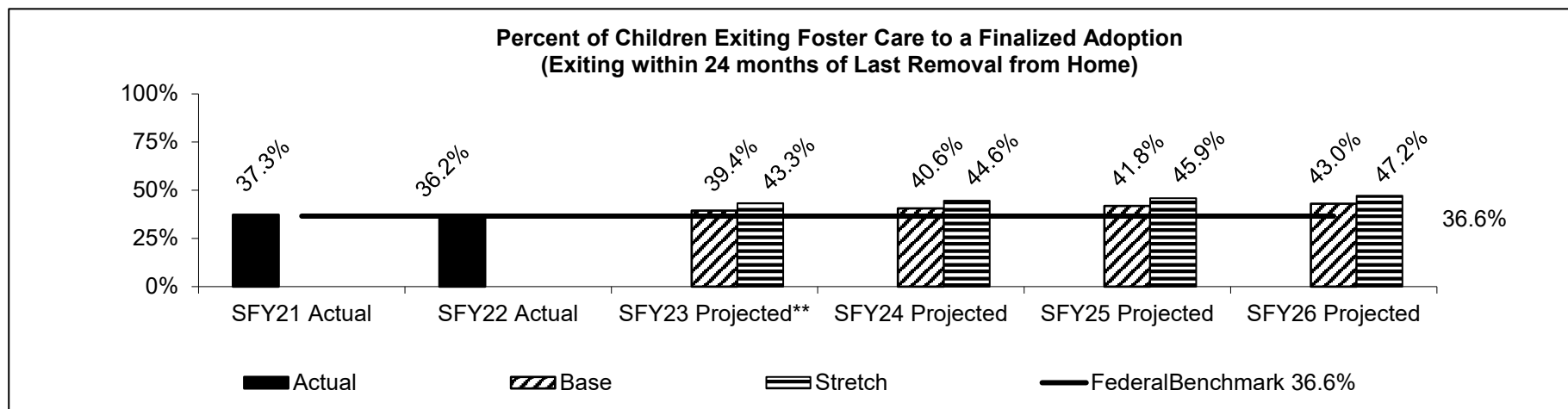
Program is found in the following core budget(s): Children's Field Staff and Operations

2b. Provide a measure(s) of the program's quality.



Children in care and custody of Children's Division

**Data will not be available until December 2023.



Children in care and custody of Children's Division

**Data will not be available until December 2023.

PROGRAM DESCRIPTION

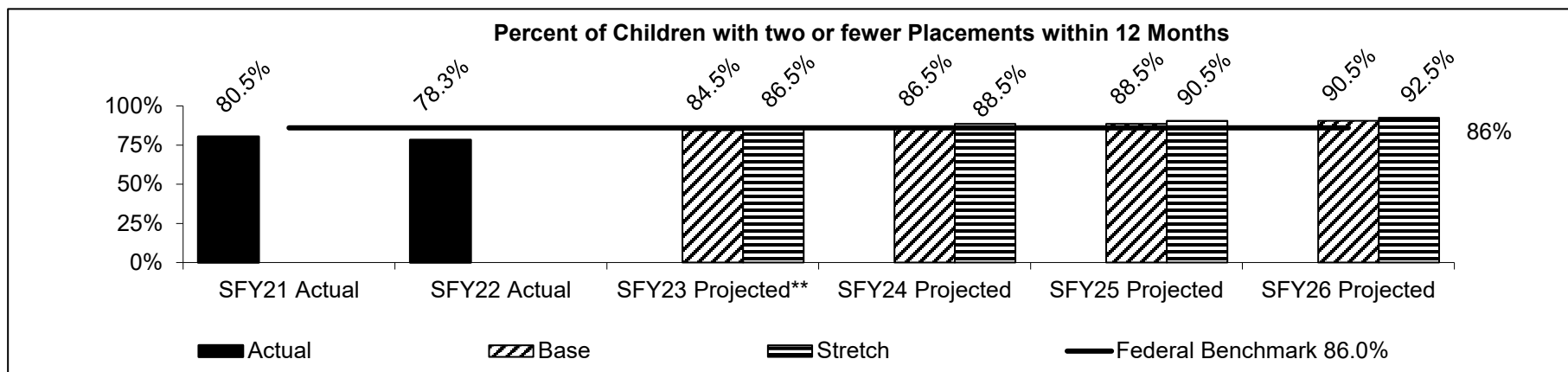
Department: Social Services

HB Section(s): 11.305

Division: Children's Division

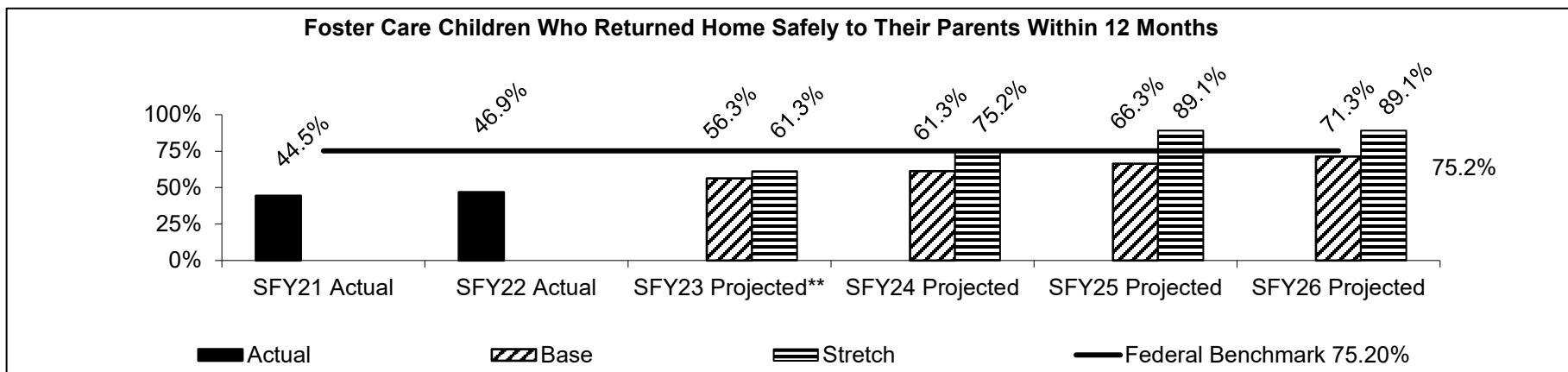
Program is found in the following core budget(s): Children's Field Staff and Operations

2c. Provide a measure(s) of the program's impact.



Children in care and custody of Children's Division

**Data will not be available until December 2023.



Children in care and custody of Children's Division

**Data will not be available until December 2023.

PROGRAM DESCRIPTION

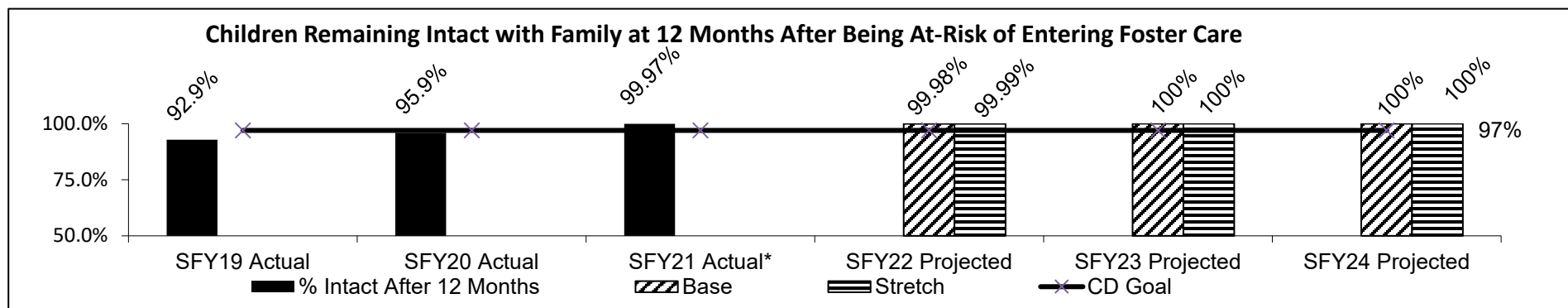
Department: Social Services

HB Section(s): 11.305

Division: Children's Division

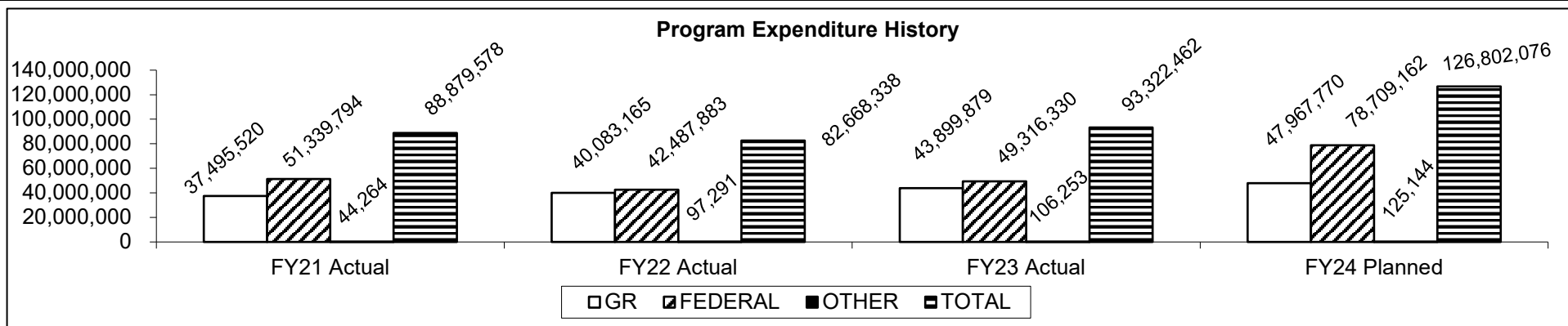
Program is found in the following core budget(s): Children's Field Staff and Operations

2d. Provide a measure(s) of the program's efficiency.



*SFY data is one year behind and SFY22 will not be available until December 2023. SFY23 data will not be available until December 2024.

3. Provide actual expenditures for the prior three fiscal years and planned expenditures for the current fiscal year. (Note: Amounts do not include fringe benefit costs.)



Planned FY 2024 expenditures are net of reserves.

PROGRAM DESCRIPTION

Department: Social Services

HB Section(s): 11.305

Division: Children's Division

Program is found in the following core budget(s): Children's Field Staff and Operations

4. What are the sources of the "Other " funds?

Health Initiatives Fund (0275)

5. What is the authorization for this program, i.e., federal or state statute, etc.? (Include the federal program number, if applicable.)

State Statute(s): Sections 207.010, 207.020, and 208.400, RSMo.; Federal: 42 USC Sections 670 and 5101.

6. Are there federal matching requirements? If yes, please explain.

Children's Division administrative reimbursement is based on the Children's Division random moment time study rate of approximately 47.00% federal (53.00% state match), which is reimbursable at the IV-E administrative rate of 50% (50% state match) for IV-E allowable expenditures. The time study rate is determined by polling a select number of Children's Division staff to determine the amount of time spent on particular programs. The time spent on each program and the earnings for these programs are used to determine a federal reimbursement rate.

7. Is this a federally mandated program? If yes, please explain.

The federal Child Welfare Act and the federal Child Abuse Prevention and Treatment Act obligate Missouri to care for children who are abused and neglected. Line staff and operations activities related to these obligations would be considered mandatory.

**NDI – IV-B Grant Case
Worker Visit Enhancement**

NEW DECISION ITEM

Department: Social Services
Division: Children's Division
DI Name: IV-B Grant Case Worker Visit Enhancement DI# 1886026

Budget Unit: 90085C
HB Section: 11.305

1. AMOUNT OF REQUEST

	FY 2025 Budget Request			
	GR	Federal	Other	Total
PS	0	0	0	0
EE	0	2,033,988	0	2,033,988
PSD	0	0	0	0
TRF	0	0	0	0
Total	0	2,033,988	0	2,033,988
FTE	0.00	0.00	0.00	0.00

	FY 2025 Governor's Recommendation			
	GR	Federal	Other	Total
PS	0	0	0	0
EE	0	0	0	0
PSD	0	0	0	0
TRF	0	0	0	0
Total	0	0	0	0
FTE	0.00	0.00	0.00	0.00

Est. Fringe	0	0	0	0
--------------------	---	---	---	---

Note: Fringes budgeted in House Bill 5 except for certain fringes budgeted directly to MoDOT, Highway Patrol, and Conservation.

Est. Fringe	0	0	0	0
--------------------	---	---	---	---

Note: Fringes budgeted in House Bill 5 except for certain fringes budgeted directly to MoDOT, Highway Patrol, and Conservation.

Other Funds: N/A
 Non-Counts: N/A

Other Funds:
 Non-Counts:

2. THIS REQUEST CAN BE CATEGORIZED AS:

<input type="checkbox"/> New Legislation	<input type="checkbox"/> New Program	<input type="checkbox"/> Fund Switch
<input type="checkbox"/> Federal Mandate	<input type="checkbox"/> Program Expansion	<input checked="" type="checkbox"/> Cost to Continue
<input type="checkbox"/> GR Pick-Up	<input type="checkbox"/> Space Request	<input type="checkbox"/> Equipment Replacement
<input type="checkbox"/> Pay Plan	<input type="checkbox"/> Other: _____	

3. WHY IS THIS FUNDING NEEDED? PROVIDE AN EXPLANATION FOR ITEMS CHECKED IN #2. INCLUDE THE FEDERAL OR STATE STATUTORY OR CONSTITUTIONAL AUTHORIZATION FOR THIS PROGRAM.

The Children's Division (CD) highest priorities are to ensure the safety of children and move children from the state's custody to permanency. The Division protects Missouri's most vulnerable children by responding to allegations of child abuse and neglect; assisting families to help children remain in or return home safely; ensure safe out-of-home placements for children placed in the Division's custody; and locate permanent homes for children who cannot return home. By supplying proper equipment, we can ensure safety and respond effectively in a timely manner.

NEW DECISION ITEM

Department: Social Services
Division: Children's Division
DI Name: IV-B Grant Case Worker Visit Enhancement DI# 1886026

Budget Unit: 90085C
HB Section: 11.305

4. DESCRIBE THE DETAILED ASSUMPTIONS USED TO DERIVE THE SPECIFIC REQUESTED AMOUNT. (How did you determine that the requested number of FTE were appropriate? From what source or standard did you derive the requested levels of funding? Were alternatives such as outsourcing or automation considered? If based on new legislation, does request tie to TAFP fiscal note? If not, explain why. Detail which portions of the request are one-times and how those amounts were calculated.)

The Children's Division had the opportunity to request additional funds for IV-B, Chafee, and Education and Training Vouchers (ETV). The Division now needs additional appropriation authority to spend the additional funds. These funds will be spent on new iPads and vehicles for the Division. This grant has an obligation deadline of 9/30/24 and 90-day liquidation period for use to pay anything that was obligation by 9/30/24.

5. BREAK DOWN THE REQUEST BY BUDGET OBJECT CLASS, JOB CLASS, AND FUND SOURCE. IDENTIFY ONE-TIME COSTS.

Budget Object Class/Job Class	Dept Req	Dept Req	Dept Req	Dept Req	Dept Req	Dept Req	Dept Req	Dept Req	Dept Req
	GR DOLLARS	GR FTE	FED DOLLARS	FED FTE	OTHER DOLLARS	OTHER FTE	TOTAL DOLLARS	TOTAL FTE	One-Time DOLLARS
							0		
560 - Motorized equipment	0		2,033,988		0		2,033,988		(2,033,988)
Total EE	0		2,033,988		0		2,033,988		(2,033,988)
 							0		
Total PSD	0		0		0		0		0
 							0		
Grand Total	0	0.0	2,033,988	0.0	0	0.0	2,033,988	0.0	(2,033,988)

Budget Object Class/Job Class	Gov Rec	Gov Rec	Gov Rec	Gov Rec	Gov Rec	Gov Rec	Gov Rec	Gov Rec	Gov Rec
	GR DOLLARS	GR FTE	FED DOLLARS	FED FTE	OTHER DOLLARS	OTHER FTE	TOTAL DOLLARS	TOTAL FTE	One-Time DOLLARS
							0		0
Total EE	0		0		0		0		0
 							0		0
Total PSD	0		0		0		0		0
 							0		0
Grand Total	0	0.0	0	0.0	0	0.0	0	0.0	0

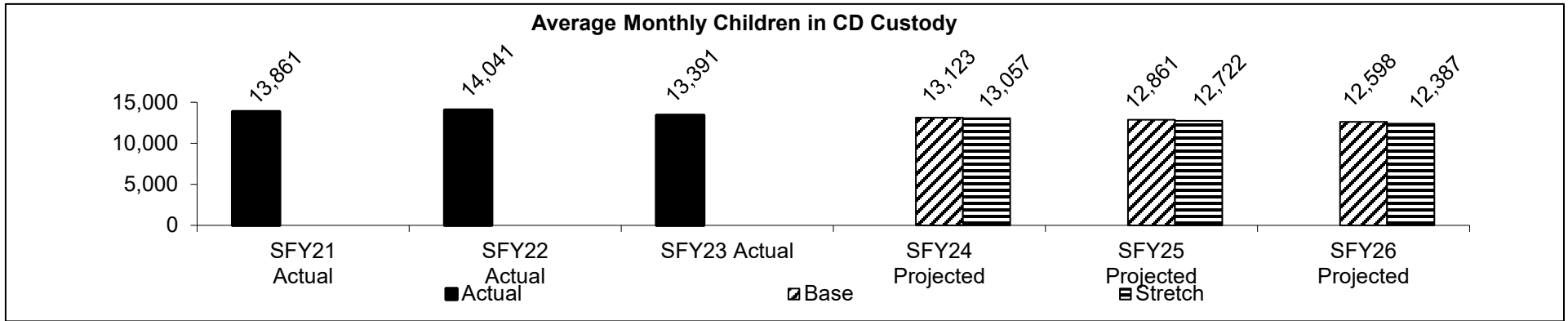
NEW DECISION ITEM

Department: Social Services
Division: Children's Division
DI Name: IV-B Grant Case Worker Visit Enhancement DI# 1886026

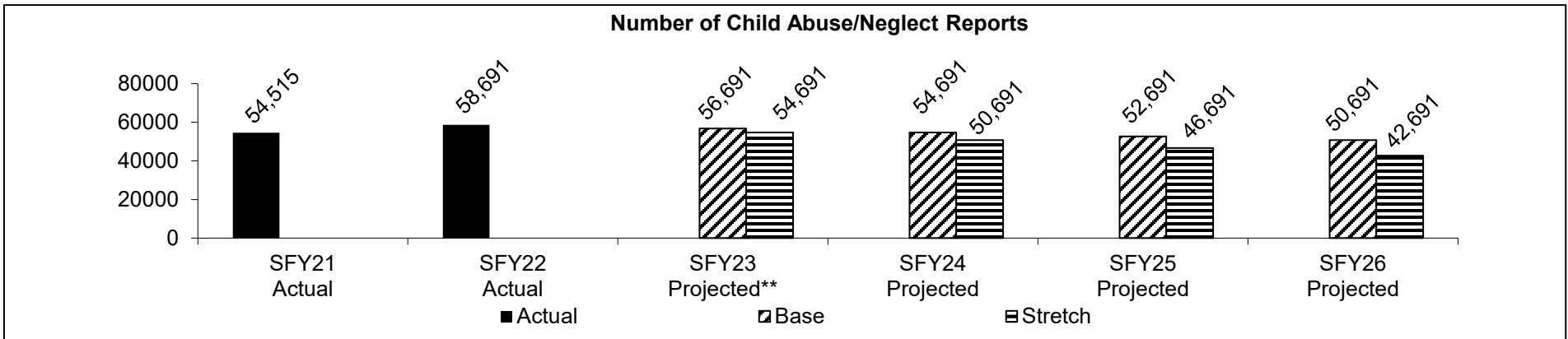
Budget Unit: 90085C
HB Section: 11.305

6. PERFORMANCE MEASURES (If new decision item has an associated core, separately identify projected performance with & without additional funding.)

6a. Provide an activity measure(s) for the program.



6b. Provide a measure(s) of the program's quality.



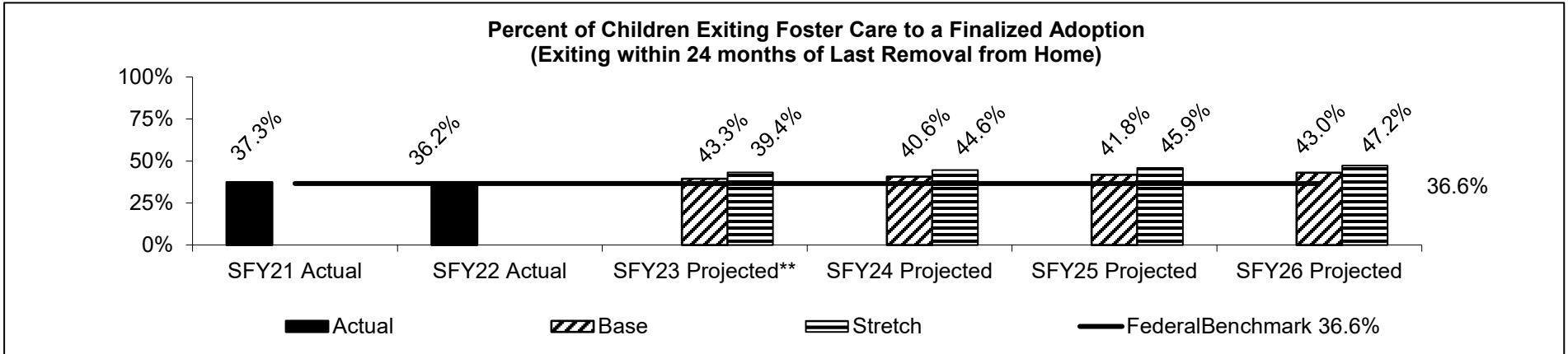
**Data will be available in December 2023.

NEW DECISION ITEM

Department: Social Services
Division: Children's Division
DI Name: IV-B Grant Case Worker Visit Enhancement DI# 1886026

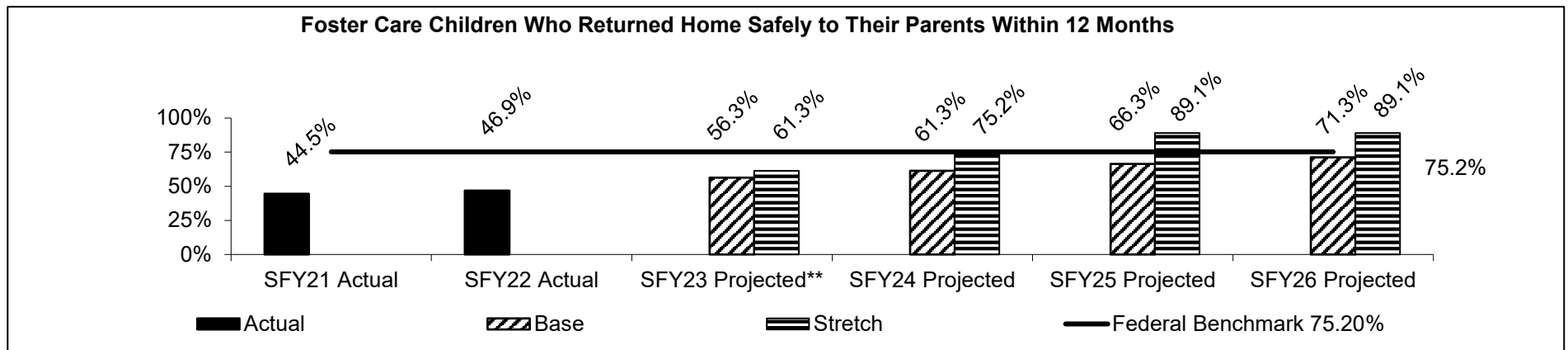
Budget Unit: 90085C
HB Section: 11.305

6c. Provide a measure(s) of the program's impact.



**Data will be available in December 2023.

6d. Provide a measure(s) of the program's efficiency.



**Data will be available in December 2023.

7. STRATEGIES TO ACHIEVE THE PERFORMANCE MEASUREMENT TARGETS:

Strategies are under development.

DECISION ITEM DETAIL

Budget Unit	FY 2023	FY 2023	FY 2024	FY 2024	FY 2025	FY 2025	*****	*****
Decision Item	ACTUAL	ACTUAL	BUDGET	BUDGET	DEPT REQ	DEPT REQ	SECURED	SECURED
Budget Object Class	DOLLAR	FTE	DOLLAR	FTE	DOLLAR	FTE	COLUMN	COLUMN
CHILDREN'S FIELD STAFF/OPS								
IV-B Case Worker Visit CTC - 1886026								
MOTORIZED EQUIPMENT	0	0.00	0	0.00	2,033,988	0.00	0	0.00
TOTAL - EE	0	0.00	0	0.00	2,033,988	0.00	0	0.00
GRAND TOTAL	\$0	0.00	\$0	0.00	\$2,033,988	0.00	\$0	0.00
GENERAL REVENUE	\$0	0.00	\$0	0.00	\$0	0.00		0.00
FEDERAL FUNDS	\$0	0.00	\$0	0.00	\$2,033,988	0.00		0.00
OTHER FUNDS	\$0	0.00	\$0	0.00	\$0	0.00		0.00

NDI – Purchase of New Fleet

NEW DECISION ITEM

Department: Social Services
Division: Children's Division
DI Name: Purchase of New Fleet **DI# 1886045**

Budget Unit: 90085C
HB Section: 11.305

1. AMOUNT OF REQUEST

	FY 2025 Budget Request			
	GR	Federal	Other	Total
PS	0	0	0	0
EE	3,468,000	0	0	3,468,000
PSD	0	0	0	0
TRF	0	0	0	0
Total	3,468,000	0	0	3,468,000
FTE	0.00	0.00	0.00	0.00

	FY 2025 Governor's Recommendation			
	GR	Federal	Other	Total
PS	0	0	0	0
EE	0	0	0	0
PSD	0	0	0	0
TRF	0	0	0	0
Total	0	0	0	0
FTE	0.00	0.00	0.00	0.00

Est. Fringe	0	0	0	0
--------------------	---	---	---	---

Note: Fringes budgeted in House Bill 5 except for certain fringes budgeted directly to MoDOT, Highway Patrol, and Conservation.

Est. Fringe	0	0	0	0
--------------------	---	---	---	---

Note: Fringes budgeted in House Bill 5 except for certain fringes budgeted directly to MoDOT, Highway Patrol, and Conservation.

Other Funds: N/A
 Non-Counts: N/A

Other Funds:
 Non-Counts:

2. THIS REQUEST CAN BE CATEGORIZED AS:

<input type="checkbox"/> New Legislation	<input type="checkbox"/> New Program	<input type="checkbox"/> Fund Switch
<input type="checkbox"/> Federal Mandate	<input checked="" type="checkbox"/> Program Expansion	<input type="checkbox"/> Cost to Continue
<input type="checkbox"/> GR Pick-Up	<input type="checkbox"/> Space Request	<input type="checkbox"/> Equipment Replacement
<input type="checkbox"/> Pay Plan	<input type="checkbox"/> Other: _____	

3. WHY IS THIS FUNDING NEEDED? PROVIDE AN EXPLANATION FOR ITEMS CHECKED IN #2. INCLUDE THE FEDERAL OR STATE STATUTORY OR CONSTITUTIONAL AUTHORIZATION FOR THIS PROGRAM.

The Children's Division (CD) highest priorities are to ensure the safety of children and move children from the state's custody to permanency. The CD fleet expansion request is in conjunction with the additional FTE request and the rising cost of mileage reimbursement by current staff. The Division protects Missouri's most vulnerable children by responding to allegations of child abuse and neglect; assisting families to help children remain in or return home safely; ensure safe out-of-home placements for children placed in the Division's custody; and locate permanent homes for children who cannot return home. By maintaining a fleet of vehicles that are safe and efficient to operate, CD is able to meet the needs and safety of families.

NEW DECISION ITEM

Department: Social Services
Division: Children's Division
DI Name: Purchase of New Fleet **DI# 1886045**

Budget Unit: 90085C
HB Section: 11.305

4. DESCRIBE THE DETAILED ASSUMPTIONS USED TO DERIVE THE SPECIFIC REQUESTED AMOUNT. (How did you determine that the requested number of FTE were appropriate? From what source or standard did you derive the requested levels of funding? Were alternatives such as outsourcing or automation considered? If based on new legislation, does request tie to TAFP fiscal note? If not, explain why. Detail which portions of the request are one-times and how those amounts were calculated.)

CD needs to add an additional 50 new fleet vehicles for new case management staff that were approved in the FY24 budget cycle. CD also needs to replace 52 high mileage fleet as they are starting to spend a significant amount on maintenance and repairs. Price is avg \$34,000 per vehicle. 102 X \$34,000 = \$3,468,000.

5. BREAK DOWN THE REQUEST BY BUDGET OBJECT CLASS, JOB CLASS, AND FUND SOURCE. IDENTIFY ONE-TIME COSTS.

Budget Object Class/Job Class	Dept Req GR DOLLARS	Dept Req GR FTE	Dept Req FED DOLLARS	Dept Req FED FTE	Dept Req OTHER DOLLARS	Dept Req OTHER FTE	Dept Req TOTAL DOLLARS	Dept Req TOTAL FTE	Dept Req One-Time DOLLARS
560 - Motorized Equipment	3,468,000		0		0		3,468,000		0
Total EE	3,468,000		0		0		3,468,000		0
Total PSD	0		0		0		0		0
Grand Total	3,468,000	0.0	0	0.0	0	0.0	3,468,000	0.0	0

Budget Object Class/Job Class	Gov Rec GR DOLLARS	Gov Rec GR FTE	Gov Rec FED DOLLARS	Gov Rec FED FTE	Gov Rec OTHER DOLLARS	Gov Rec OTHER FTE	Gov Rec TOTAL DOLLARS	Gov Rec TOTAL FTE	Gov Rec One-Time DOLLARS
Total EE	0		0		0		0		0
Total PSD	0		0		0		0		0
Grand Total	0	0.0	0	0.0	0	0.0	0	0.0	0

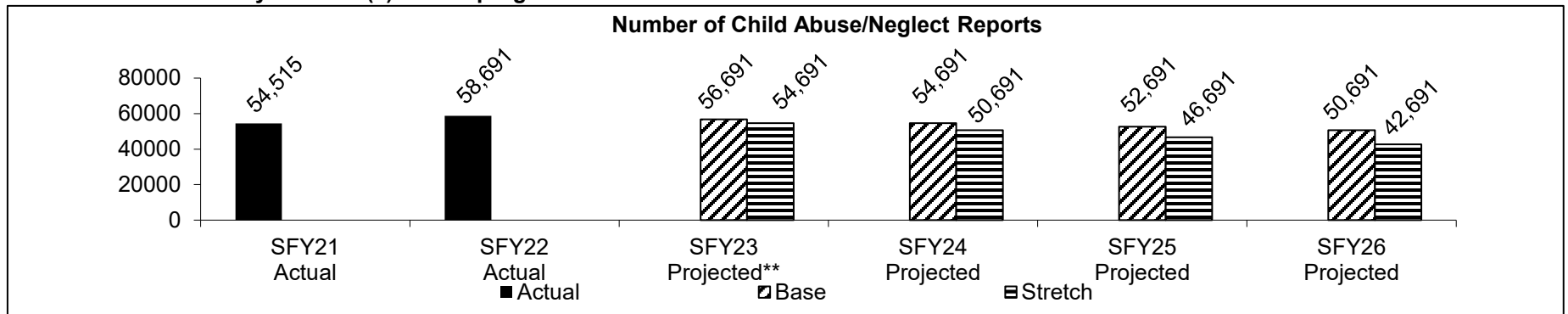
NEW DECISION ITEM

Department: Social Services
Division: Children's Division
DI Name: Purchase of New Fleet **DI# 1886045**

Budget Unit: 90085C
HB Section: 11.305

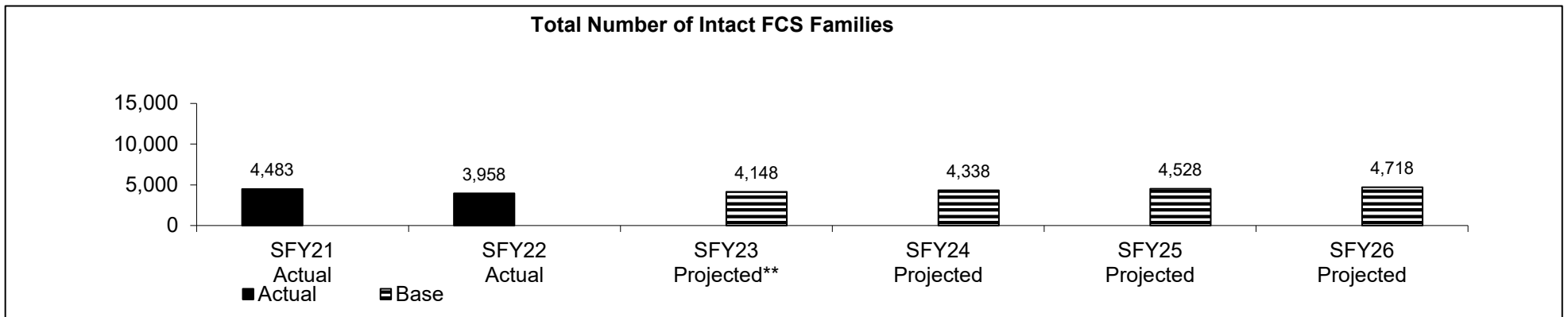
6. PERFORMANCE MEASURES (If new decision item has an associated core, separately identify projected performance with & without additional funding.)

6a. Provide an activity measure(s) for the program.



**Data will be available in December 2023.

6b. Provide a measure(s) of the program's quality.



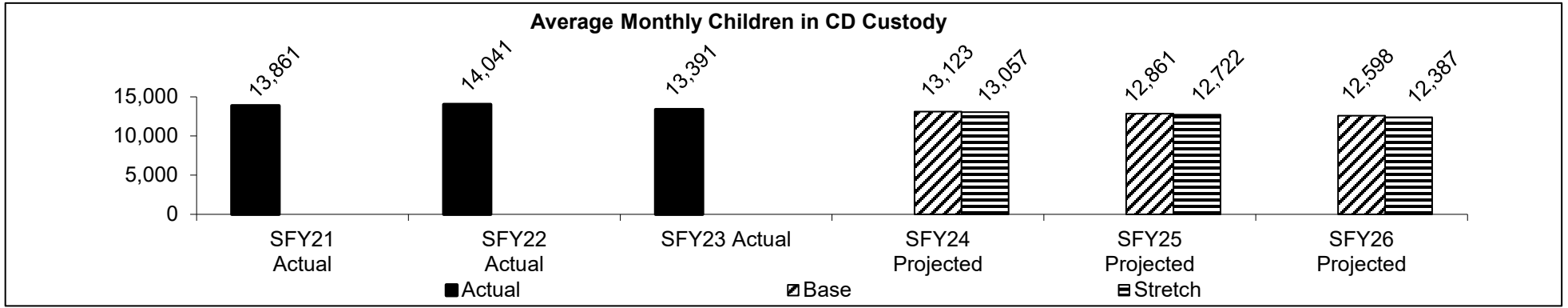
**Data will be available in December 2023.

NEW DECISION ITEM

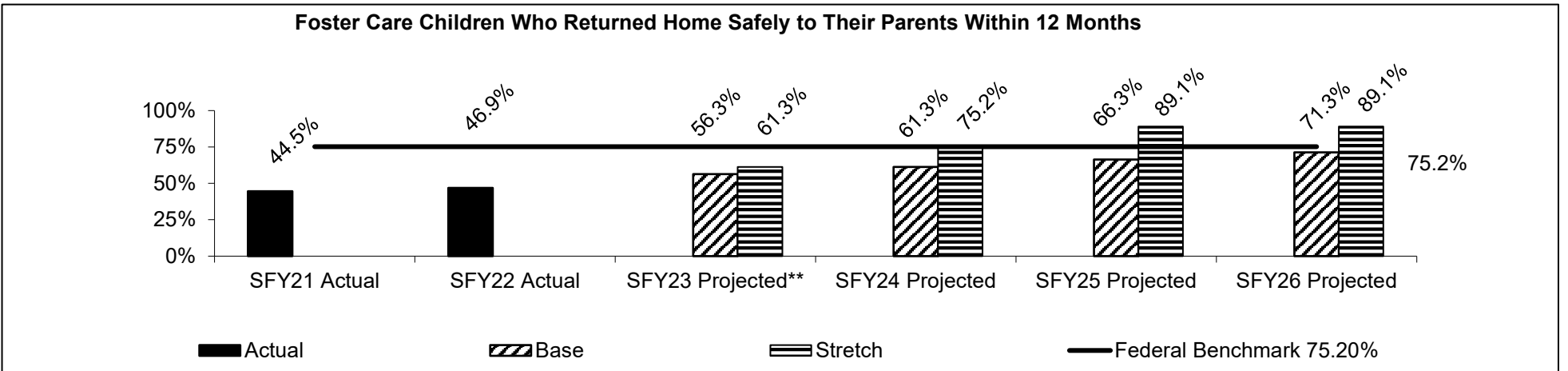
Department: Social Services
Division: Children's Division
DI Name: Purchase of New Fleet **DI# 1886045**

Budget Unit: 90085C
HB Section: 11.305

6c. Provide a measure(s) of the program's impact.



6d. Provide a measure(s) of the program's efficiency.



**Data will be available in December 2023.

7. STRATEGIES TO ACHIEVE THE PERFORMANCE MEASUREMENT TARGETS:

Strategies are under development.

DECISION ITEM DETAIL

Budget Unit	FY 2023	FY 2023	FY 2024	FY 2024	FY 2025	FY 2025	*****	*****
Decision Item	ACTUAL	ACTUAL	BUDGET	BUDGET	DEPT REQ	DEPT REQ	SECURED	SECURED
Budget Object Class	DOLLAR	FTE	DOLLAR	FTE	DOLLAR	FTE	COLUMN	COLUMN
CHILDREN'S FIELD STAFF/OPS								
CD Vehicle Fleet Management - 1886045								
MOTORIZED EQUIPMENT	0	0.00	0	0.00	3,468,000	0.00	0	0.00
TOTAL - EE	0	0.00	0	0.00	3,468,000	0.00	0	0.00
GRAND TOTAL	\$0	0.00	\$0	0.00	\$3,468,000	0.00	\$0	0.00
GENERAL REVENUE	\$0	0.00	\$0	0.00	\$3,468,000	0.00		0.00
FEDERAL FUNDS	\$0	0.00	\$0	0.00	\$0	0.00		0.00
OTHER FUNDS	\$0	0.00	\$0	0.00	\$0	0.00		0.00

NDI – CCWIS (FACES) Support

NEW DECISION ITEM

Department: Social Services
Division: Children's Division
DI Name: CCWIS Support **DI# 1886030**

Budget Unit: 90085C
HB Section: 11.305

1. AMOUNT OF REQUEST

	FY 2025 Budget Request			
	GR	Federal	Other	Total
PS	680,484	0	0	680,484
EE	173,065	0	0	173,065
PSD	0	0	0	0
TRF	0	0	0	0
Total	853,549	0	0	853,549
FTE	12.00	0.00	0.00	12.00

	FY 2025 Governor's Recommendation			
	GR	Federal	Other	Total
PS	0	0	0	0
EE	0	0	0	0
PSD	0	0	0	0
TRF	0	0	0	0
Total	0	0	0	0
FTE	0.00	0.00	0.00	0.00

Est. Fringe	433,844	0	0	433,844
--------------------	---------	---	---	---------

Note: Fringes budgeted in House Bill 5 except for certain fringes budgeted directly to MoDOT, Highway Patrol, and Conservation.

Est. Fringe	0	0	0	0
--------------------	---	---	---	---

Note: Fringes budgeted in House Bill 5 except for certain fringes budgeted directly to MoDOT, Highway Patrol, and Conservation.

Other Funds: N/A
 Non-Counts: N/A

Other Funds:
 Non-Counts:

2. THIS REQUEST CAN BE CATEGORIZED AS:

<input type="checkbox"/> New Legislation	<input type="checkbox"/> New Program	<input type="checkbox"/> Fund Switch
<input type="checkbox"/> Federal Mandate	<input checked="" type="checkbox"/> Program Expansion	<input type="checkbox"/> Cost to Continue
<input type="checkbox"/> GR Pick-Up	<input type="checkbox"/> Space Request	<input type="checkbox"/> Equipment Replacement
<input type="checkbox"/> Pay Plan	<input type="checkbox"/> Other: _____	

3. WHY IS THIS FUNDING NEEDED? PROVIDE AN EXPLANATION FOR ITEMS CHECKED IN #2. INCLUDE THE FEDERAL OR STATE STATUTORY OR CONSTITUTIONAL AUTHORIZATION FOR THIS PROGRAM.

Family and Children Electronic System (FACES) is the Comprehensive Child Welfare Information System (CCWIS) developed to provide an automated, integrated case management tool for Children's Division staff. Designed for the user, data flows from initial intake of a call at the Child Abuse/Neglect Hotline, to the investigation and assessment of this call and then, when warranted, to the Case Management function where ongoing services are provided to children and families. FACES was fully implemented in 2010, it is an intranet based web-enabled system using COBOL, WebAware, DB2, and CICS. FACES is not a modular design. The different subsystems within FACES are all interlinked, therefore it prevents replacing one functional area, such as Financials, without impacting the rest of the functional areas. Due to the way the current Comprehensive Child Welfare Information System database is architected, it is a challenge to enhance and incorporate new functionality that meets CCWIS compliance.

NEW DECISION ITEM

Department: Social Services
Division: Children's Division
DI Name: CCWIS Support **DI# 1886030**

Budget Unit: 90085C
HB Section: 11.305

4. DESCRIBE THE DETAILED ASSUMPTIONS USED TO DERIVE THE SPECIFIC REQUESTED AMOUNT. (How did you determine that the requested number of FTE were appropriate? From what source or standard did you derive the requested levels of funding? Were alternatives such as outsourcing or automation considered? If based on new legislation, does request tie to TAFP fiscal note? If not, explain why. Detail which portions of the request are one-times and how those amounts were calculated.)

Children's Division is currently utilizing expertise from 12 Children's Division field staff FTE to support the current Comprehensive Child Welfare Information System (CCWIS) project. This funding is for 12 new FTE to replace the existing expert staff that are now working on CCWIS.

5. BREAK DOWN THE REQUEST BY BUDGET OBJECT CLASS, JOB CLASS, AND FUND SOURCE. IDENTIFY ONE-TIME COSTS.

Budget Object Class/Job Class	Dept Req GR DOLLARS	Dept Req GR FTE	Dept Req FED DOLLARS	Dept Req FED FTE	Dept Req OTHER DOLLARS	Dept Req OTHER FTE	Dept Req TOTAL DOLLARS	Dept Req TOTAL FTE	Dept Req One-Time DOLLARS
							0		
100 - Program Specialist	680,484	12.0	0	0.0	0	0.0	680,484	12.0	0
Total PS	680,484	12.0	0	0.0	0	0.0	680,484	12.0	0
180 - Fuel & Utilities	5,658		0		0		5,658		0
190 - Supplies	12,195		0		0		12,195		(240)
320 - Professional Development	6,950		0		0		6,950		0
340 - Communication Serv & Supp	7,290		0		0		7,290		(3,600)
420 - Housekeep & Janitor Serv	53,951		0		0		53,951		(7,272)
580 - Office Equipment	27,612		0		0		27,612		(27,612)
680 - Building Lease Payments	59,409		0		0		59,409		0
Total EE	173,065		0		0		173,065		(38,724)
800 - Program Distributions	0		0		0		0		0
Total PSD	0		0		0		0		0
Grand Total	853,549	12.0	0	0.0	0	0.0	853,549	12.0	(38,724)

NEW DECISION ITEM

Department: Social Services
Division: Children's Division
DI Name: CCWIS Support **DI# 1886030**

Budget Unit: 90085C
HB Section: 11.305

Budget Object Class/Job Class	Gov Rec GR DOLLARS	Gov Rec GR FTE	Gov Rec FED DOLLARS	Gov Rec FED FTE	Gov Rec OTHER DOLLARS	Gov Rec OTHER FTE	Gov Rec TOTAL DOLLARS	Gov Rec TOTAL FTE	Gov Rec One-Time DOLLARS
Total PS	0 <u>0</u>	0.0 <u>0.0</u>	0 <u>0</u>	0.0 <u>0.0</u>	0 <u>0</u>	0.0 <u>0.0</u>	0 <u>0</u>	0.0 <u>0.0</u>	0 <u>0</u>
Total EE	0 <u>0</u>		0 <u>0</u>		0 <u>0</u>		0 <u>0</u>		0 <u>0</u>
Total PSD	0 <u>0</u>		0 <u>0</u>		0 <u>0</u>		0 <u>0</u>		0 <u>0</u>
Grand Total	0	0.0	0	0.0	0	0.0	0	0.0	0

6. PERFORMANCE MEASURES (If new decision item has an associated core, separately identify projected performance with & without additional funding.)

- 6a. Provide an activity measure(s) for the program.**
 This contract has not yet been awarded, thus the system-build has not yet begun. Measures will be in development following the identification of system capabilities, prior to the system-build.
- 6c. Provide a measure(s) of the program's impact.**
 This contract has not yet been awarded, thus the system-build has not yet begun. Measures will be in development following the identification of system capabilities, prior to the system-build.

- 6b. Provide a measure(s) of the program's quality.**
 This contract has not yet been awarded, thus the system-build has not yet begun. Measures will be in development following the identification of system
- 6d. Provide a measure(s) of the program's efficiency.**
 This contract has not yet been awarded, thus the system-build has not yet begun. Measures will be in development following the identification of system capabilities, prior to the system-build.

7. STRATEGIES TO ACHIEVE THE PERFORMANCE MEASUREMENT TARGETS:

Strategies are under development.

DECISION ITEM DETAIL

Budget Unit	FY 2023	FY 2023	FY 2024	FY 2024	FY 2025	FY 2025	*****	*****
Decision Item	ACTUAL	ACTUAL	BUDGET	BUDGET	DEPT REQ	DEPT REQ	SECURED	SECURED
Budget Object Class	DOLLAR	FTE	DOLLAR	FTE	DOLLAR	FTE	COLUMN	COLUMN
CHILDREN'S FIELD STAFF/OPS								
CWIS Support - 1886030								
PROGRAM SPECIALIST	0	0.00	0	0.00	680,484	12.00	0	0.00
TOTAL - PS	0	0.00	0	0.00	680,484	12.00	0	0.00
FUEL & UTILITIES	0	0.00	0	0.00	5,658	0.00	0	0.00
SUPPLIES	0	0.00	0	0.00	12,195	0.00	0	0.00
PROFESSIONAL DEVELOPMENT	0	0.00	0	0.00	6,950	0.00	0	0.00
COMMUNICATION SERV & SUPP	0	0.00	0	0.00	7,290	0.00	0	0.00
HOUSEKEEPING & JANITORIAL SERV	0	0.00	0	0.00	53,951	0.00	0	0.00
OFFICE EQUIPMENT	0	0.00	0	0.00	27,612	0.00	0	0.00
BUILDING LEASE PAYMENTS	0	0.00	0	0.00	59,409	0.00	0	0.00
TOTAL - EE	0	0.00	0	0.00	173,065	0.00	0	0.00
GRAND TOTAL	\$0	0.00	\$0	0.00	\$853,549	12.00	\$0	0.00
GENERAL REVENUE	\$0	0.00	\$0	0.00	\$853,549	12.00		0.00
FEDERAL FUNDS	\$0	0.00	\$0	0.00	\$0	0.00		0.00
OTHER FUNDS	\$0	0.00	\$0	0.00	\$0	0.00		0.00

Core – CD Family Centered Services

CORE DECISION ITEM

Department: Social Services
 Division: Children's Division
 Core: CD Family Centered Services

Budget Unit: 90145C
 HB Section: 11.306

1. CORE FINANCIAL SUMMARY

	FY 2025 Budget Request			
	GR	Federal	Other	Total
PS	2,514,081	773,159	0	3,287,240
EE	213,570	65,680	0	279,250
PSD	0	0	0	0
TRF	0	0	0	0
Total	2,727,651	838,839	0	3,566,490
FTE	15.30	4.70	0.00	20.00

	FY 2025 Governor's Recommendation			
	GR	Federal	Other	Total
PS	0	0	0	0
EE	0	0	0	0
PSD	0	0	0	0
TRF	0	0	0	0
Total	0	0	0	0
FTE	0.00	0.00	0.00	0.00

Est. Fringe	1,166,789	358,746	0	1,525,534
<i>Note: Fringes budgeted in House Bill 5 except for certain fringes budgeted directly to MoDOT, Highway Patrol, and Conservation.</i>				

Est. Fringe	0	0	0	0
<i>Note: Fringes budgeted in House Bill 5 except for certain fringes budgeted directly to MoDOT, Highway Patrol, and Conservation.</i>				

Other Funds: N/A

Other Funds:

2. CORE DESCRIPTION

The Children's Division responds to every report made to the Missouri Child Abuse and Neglect Hotline and offers helpful services to families in need. Family-Centered Services (FCS) cases offer home-based, preventative services that connect families to support and help available within their community. FCS focuses on strengthening families and lowering the risk of future CD intervention. FCS works toward the goal of keeping families safely together while working on identified concerns.

3. PROGRAM LISTING (list programs included in this core funding)

Family Centered Services

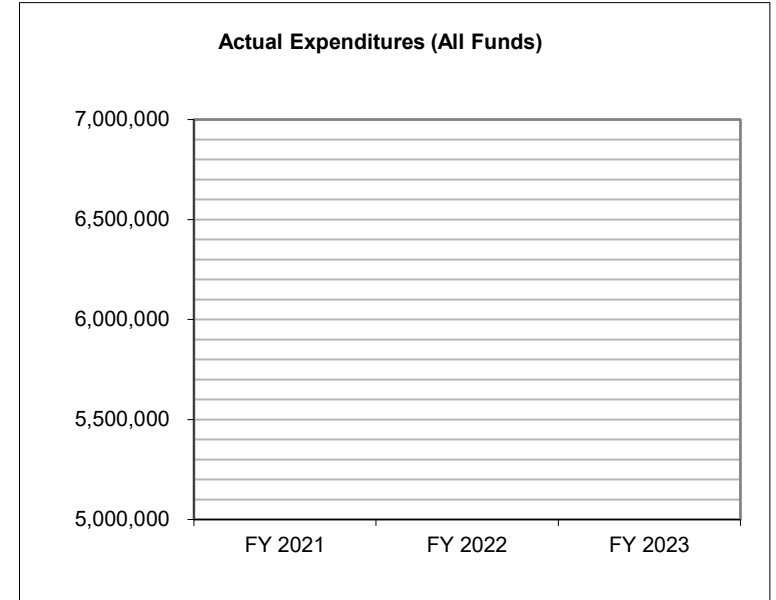
CORE DECISION ITEM

Department: Social Services
Division: Children's Division
Core: CD Family Centered Services

Budget Unit: 90145C
HB Section: 11.306

4. FINANCIAL HISTORY

	FY 2021 Actual	FY 2022 Actual	FY 2023 Actual	FY 2024 Current Yr.
Appropriation (All Funds)	0	0	0	3,731,830
Less Reverted (All Funds)	0	0	0	(85,623)
Less Restricted* (All Funds)	0	0	0	0
Budget Authority (All Funds)	0	0	0	3,646,207
Actual Expenditures (All Funds)	0	0	0	N/A
Unexpended (All Funds)	0	0	0	N/A
Unexpended, by Fund:				
General Revenue	0	0	0	N/A
Federal	0	0	0	N/A
Other	0	0	0	N/A
				(1)



Reverted includes statutory reserve amounts (when applicable).
 *Current Year restricted amount is as of September 1, 2023.

NOTES:
(1) - FY24 - New Appropriation

CORE RECONCILIATION DETAIL

**DEPARTMENT OF SOCIAL SERVICES
CD FAMILY CENTERED SERVICES**

5. CORE RECONCILIATION DETAIL

	Budget Class	FTE	GR	Federal	Other	Total	Explanation
TAFP AFTER VETOES							
	PS	20.00	2,514,081	773,159	0	3,287,240	
	EE	0.00	340,022	104,568	0	444,590	
	Total	20.00	2,854,103	877,727	0	3,731,830	
DEPARTMENT CORE ADJUSTMENTS							
1x Expenditures	322 4043 EE	0.00	0	(38,888)	0	(38,888)	Core reduction of one-time funding.
1x Expenditures	322 4041 EE	0.00	(126,452)	0	0	(126,452)	Core reduction of one-time funding.
	NET DEPARTMENT CHANGES	0.00	(126,452)	(38,888)	0	(165,340)	
DEPARTMENT CORE REQUEST							
	PS	20.00	2,514,081	773,159	0	3,287,240	
	EE	0.00	213,570	65,680	0	279,250	
	Total	20.00	2,727,651	838,839	0	3,566,490	
GOVERNOR'S RECOMMENDED CORE							
	PS	20.00	2,514,081	773,159	0	3,287,240	
	EE	0.00	213,570	65,680	0	279,250	
	Total	20.00	2,727,651	838,839	0	3,566,490	

DECISION ITEM SUMMARY

Budget Unit									
Decision Item	FY 2023	FY 2023	FY 2024	FY 2024	FY 2025	FY 2025	*****	*****	
Budget Object Summary	ACTUAL	ACTUAL	BUDGET	BUDGET	DEPT REQ	DEPT REQ	SECURED	SECURED	
Fund	DOLLAR	FTE	DOLLAR	FTE	DOLLAR	FTE	COLUMN	COLUMN	
CD FAMILY CENTERED SERVICES									
CORE									
PERSONAL SERVICES									
GENERAL REVENUE	0	0.00	2,514,081	15.30	2,514,081	15.30	0	0.00	
DEPT OF SOC SERV FEDERAL & OTH	0	0.00	773,159	4.70	773,159	4.70	0	0.00	
TOTAL - PS	0	0.00	3,287,240	20.00	3,287,240	20.00	0	0.00	
EXPENSE & EQUIPMENT									
GENERAL REVENUE	0	0.00	340,022	0.00	213,570	0.00	0	0.00	
DEPT OF SOC SERV FEDERAL & OTH	0	0.00	104,568	0.00	65,680	0.00	0	0.00	
TOTAL - EE	0	0.00	444,590	0.00	279,250	0.00	0	0.00	
TOTAL	0	0.00	3,731,830	20.00	3,566,490	20.00	0	0.00	
GRAND TOTAL	\$0	0.00	\$3,731,830	20.00	\$3,566,490	20.00	\$0	0.00	

FLEXIBILITY REQUEST FORM

BUDGET UNIT NUMBER: 90145C	DEPARTMENT: Social Services
BUDGET UNIT NAME: CD Family Centered Services	DIVISION: Children's Division
HOUSE BILL SECTION: 11.306	

1. Provide the amount by fund of personal service flexibility and the amount by fund of expense and equipment flexibility you are requesting in dollar and percentage terms and explain why the flexibility is needed. If flexibility is being requested among divisions, provide the amount by fund of flexibility you are requesting in dollar and percentage terms and explain why the flexibility is needed.

DEPARTMENT REQUEST

5% flexibility is requested between Personal Service (PS) approps and Expense & Equipment (EE) approps.

2. Estimate how much flexibility will be used for the budget year. How much flexibility was used in the Prior Year Budget and the Current Year Budget? Please specify the amount.

PRIOR YEAR ACTUAL AMOUNT OF FLEXIBILITY USED	CURRENT YEAR ESTIMATED AMOUNT OF FLEXIBILITY THAT WILL BE USED	BUDGET REQUEST ESTIMATED AMOUNT OF FLEXIBILITY THAT WILL BE USED
N/A	DSS will flex up to 5% between sections.	Up to 5% flexibility will be used.

3. Please explain how flexibility was used in the prior and/or current years.

PRIOR YEAR EXPLAIN ACTUAL USE	CURRENT YEAR EXPLAIN PLANNED USE
N/A	Flexibility would be used to effectively manage resources as needed for FTE or EE expenditures.

FLEXIBILITY REQUEST FORM

BUDGET UNIT NUMBER: 90145C	DEPARTMENT: Social Services
BUDGET UNIT NAME: CD Family Centered Services	
HOUSE BILL SECTION: 11.306	DIVISION: Children's Division

1. Provide the amount by fund of personal service flexibility and the amount by fund of expense and equipment flexibility you are requesting in dollar and percentage terms and explain why the flexibility is needed. If flexibility is being requested among divisions, provide the amount by fund of flexibility you are requesting in dollar and percentage terms and explain why the flexibility is needed.

DEPARTMENT REQUEST

50% flexibility is requested between the following sections: 11.305 (CD Field Staff and Operations), 11.306 (CD Family Centered Services), and 11.307 (CD Team Decision Making).

2. Estimate how much flexibility will be used for the budget year. How much flexibility was used in the Prior Year Budget and the Current Year Budget? Please specify the amount.

PRIOR YEAR ACTUAL AMOUNT OF FLEXIBILITY USED	CURRENT YEAR ESTIMATED AMOUNT OF FLEXIBILITY THAT WILL BE USED	BUDGET REQUEST ESTIMATED AMOUNT OF FLEXIBILITY THAT WILL BE USED
\$0	DSS will flex up to 50% between sections.	Up to 50% flexibility will be used.

3. Please explain how flexibility was used in the prior and/or current years.

PRIOR YEAR EXPLAIN ACTUAL USE	CURRENT YEAR EXPLAIN PLANNED USE
N/A	Flexibility would be used to effectively manage resources as needed for FTE or EE expenditures.

DECISION ITEM DETAIL

Budget Unit	FY 2023	FY 2023	FY 2024	FY 2024	FY 2025	FY 2025	*****	*****
Decision Item	ACTUAL	ACTUAL	BUDGET	BUDGET	DEPT REQ	DEPT REQ	SECURED	SECURED
Budget Object Class	DOLLAR	FTE	DOLLAR	FTE	DOLLAR	FTE	COLUMN	COLUMN
CD FAMILY CENTERED SERVICES								
CORE								
SR SOCIAL SERVICES SPECIALIST	0	0.00	3,287,240	20.00	3,287,240	20.00	0	0.00
TOTAL - PS	0	0.00	3,287,240	20.00	3,287,240	20.00	0	0.00
PROFESSIONAL SERVICES	0	0.00	444,590	0.00	279,250	0.00	0	0.00
TOTAL - EE	0	0.00	444,590	0.00	279,250	0.00	0	0.00
GRAND TOTAL	\$0	0.00	\$3,731,830	20.00	\$3,566,490	20.00	\$0	0.00
GENERAL REVENUE	\$0	0.00	\$2,854,103	15.30	\$2,727,651	15.30		0.00
FEDERAL FUNDS	\$0	0.00	\$877,727	4.70	\$838,839	4.70		0.00
OTHER FUNDS	\$0	0.00	\$0	0.00	\$0	0.00		0.00

PROGRAM DESCRIPTION

Department: Social Services

HB Section(s): 11.306

Program Name: Children's Division Administration

Program is found in the following core budget(s): CD Family Centered Services

1a. What strategic priority does this program address?

Effective, supported, and accountable workforce.

1b. What does this program do?

Children's Division team members work to help prevent child abuse and neglect by providing families in-home services and implementing effective strategies to strengthen and support the family. Family-Centered Services are provided due to reports of child abuse or neglect, or when requested by a family. This involves CD working with a family to intervene and change the behaviors that create danger and risk to children in the home. CD does this by completing a comprehensive assessment with the family that leads to a prevention plan to improve family functioning and address the agency's and the family's concerns related to child safety and well-being. Planning for the interventions that will lead to case closure begins with the assessment process and must be re-assessed throughout the casework process during ongoing evaluation of progress.

FCS services are geared toward meeting the following goals:

- Ensuring children's safety;
- Strengthening parental capacity;
- Improving caretaking and coping skills
- Supporting healthy and nurturing relationships;
- Fostering physical, mental, and educational well-being; and
- Enhancing the potential for permanency.

Children's Division provides referrals to a range of community-based services and supports. It also provides the following services that will be focused on strengthening families for the well-being of children, increasing family functioning, and reducing parental stress. Services could include:

Housing referrals and assistance;

Public benefits and income support, including any assistance needed to obtain food, child care, clothing, and utility services;

Home care and support services, including household management and home health aide services;

Medical and dental care;

Respite care;

Transportation services;

Vocational and educational assistance;

Home Visitation contracted services; and

Intensive In-Home (IIS) and Intensive Family Reunification (IFRS) contracted services.

PROGRAM DESCRIPTION

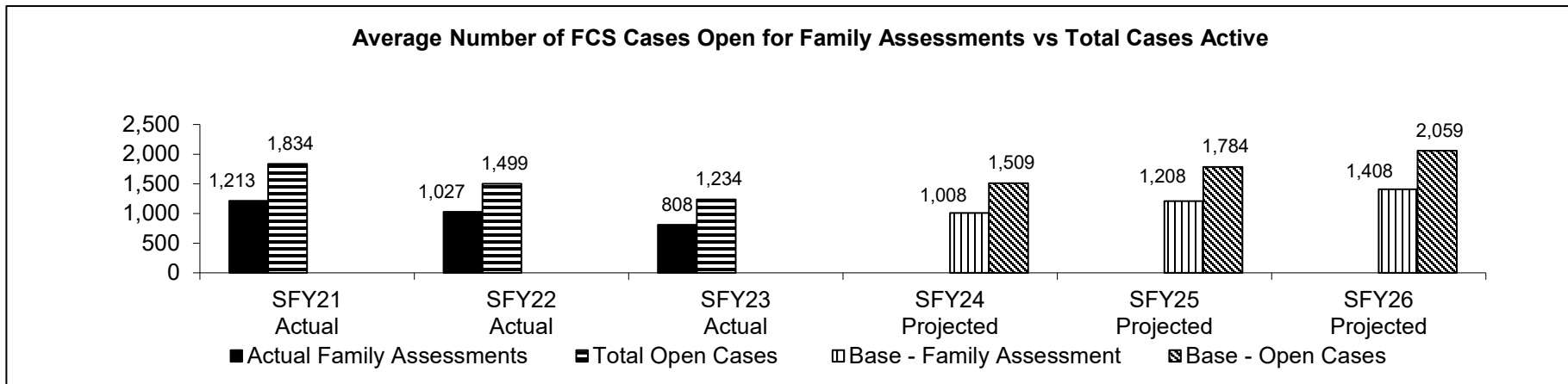
Department: Social Services

HB Section(s): 11.306

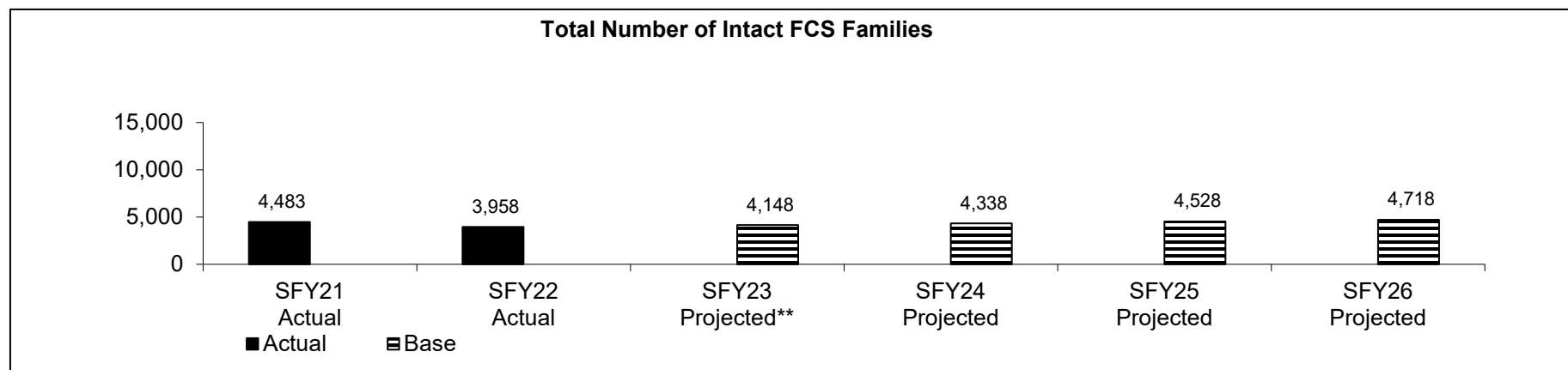
Program Name: Children's Division Administration

Program is found in the following core budget(s): CD Family Centered Services

2a. Provide an activity measure(s) for the program.



2b. Provide a measure(s) of the program's quality.



**Data will be available in December 2023.

PROGRAM DESCRIPTION

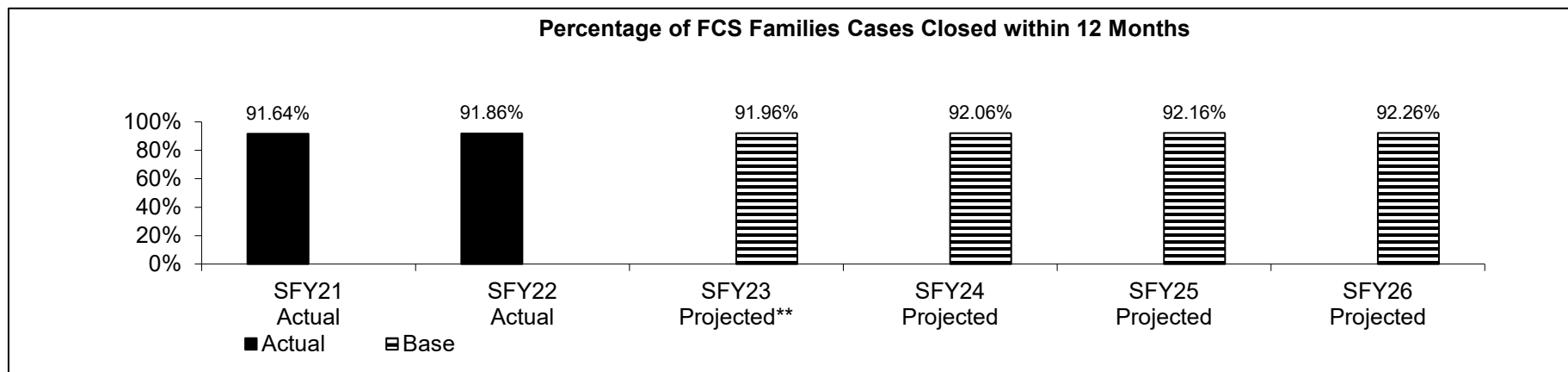
Department: Social Services

HB Section(s): 11.306

Program Name: Children's Division Administration

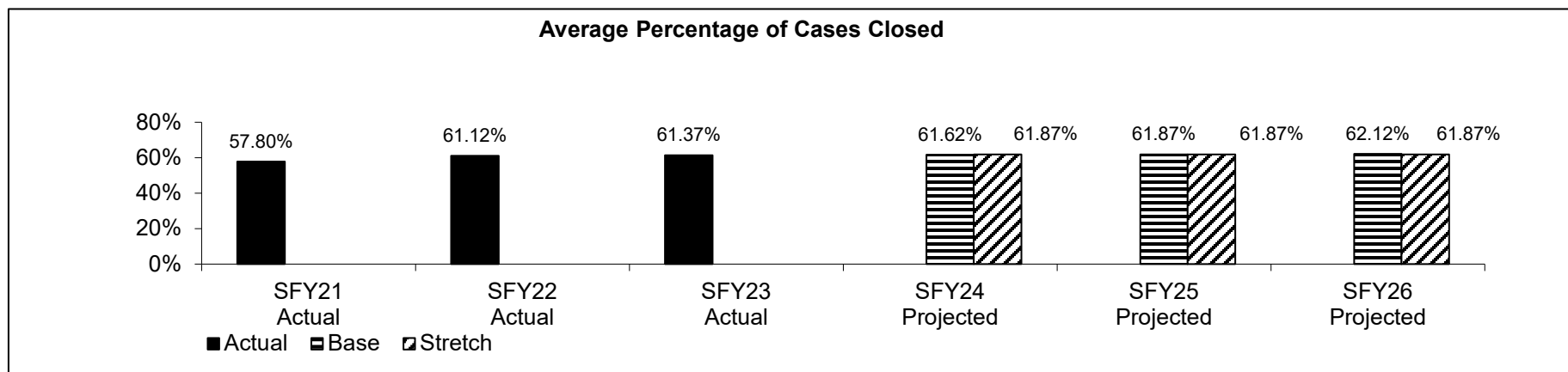
Program is found in the following core budget(s): CD Family Centered Services

2c. Provide a measure(s) of the program's impact.



**Data will be available in December 2023.

2d. Provide a measure(s) of the program's efficiency.



PROGRAM DESCRIPTION

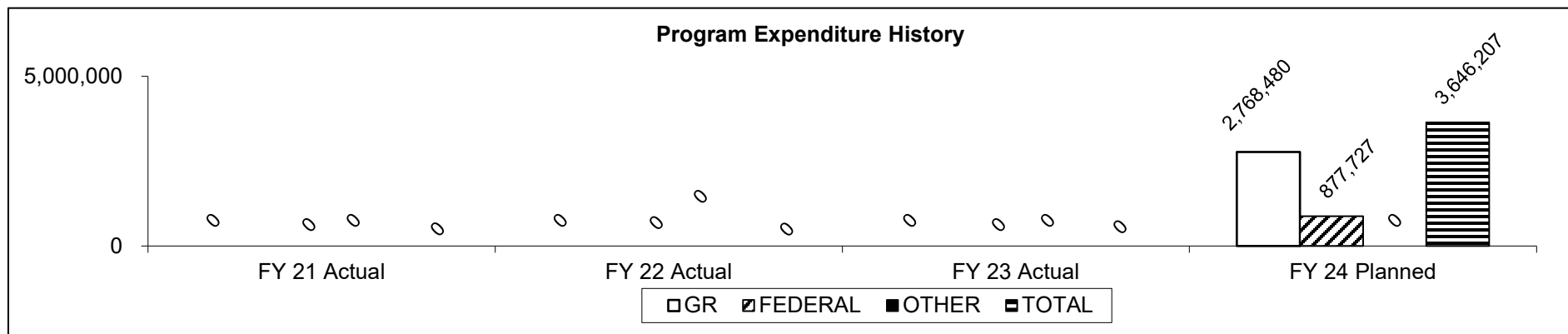
Department: Social Services

HB Section(s): 11.306

Program Name: Children's Division Administration

Program is found in the following core budget(s): CD Family Centered Services

3. Provide actual expenditures for the prior three fiscal years and planned expenditures for the current fiscal year. (Note: Amounts do not include fringe benefit costs.)



Planned FY 2024 expenditures are net of reverted and reserves.

4. What are the sources of the "Other " funds?

N/A

5. What is the authorization for this program, i.e., federal or state statute, etc.? (Include the federal program number, if applicable.)

State Statute(s): Sections 207.010, 207.020, and 208.400, RSMo.; Federal: 42 USC Sections 670 and 5101.

6. Are there federal matching requirements? If yes, please explain.

Children's Division administrative reimbursement is based on the Children's Division random moment time study rate of approximately 47.00% federal (53.00% state match), which is reimbursable at the IV-E administrative rate of 50% (50% state match) for IV-E allowable expenditures. The time study rate is determined by polling a select number of Children's Division staff to determine the amount of time spent on particular programs. The time spent on each program and the earnings for these programs are used to determine a federal reimbursement rate.

7. Is this a federally mandated program? If yes, please explain.

The federal Child Welfare Act and the federal Child Abuse Prevention and Treatment Act obligate Missouri to care for children who are abused and neglected. Line staff and operations activities related to these obligations would be considered mandatory.

Core – CD Team Decision Making

CORE DECISION ITEM

Department: Social Services
 Division: Children's Division
 Core: CD Team Decision Making

Budget Unit: 90146C

HB Section: 11.307

1. CORE FINANCIAL SUMMARY

	FY 2025 Budget Request			
	GR	Federal	Other	Total
PS	2,514,081	773,159	0	3,287,240
EE	213,570	65,680	0	279,250
PSD	0	0	0	0
TRF	0	0	0	0
Total	2,727,651	838,839	0	3,566,490
FTE	15.30	4.70	0.00	20.00

	FY 2025 Governor's Recommendation			
	GR	Federal	Other	Total
PS	0	0	0	0
EE	0	0	0	0
PSD	0	0	0	0
TRF	0	0	0	0
Total	0	0	0	0
FTE	0.00	0.00	0.00	0.00

Est. Fringe	1,166,789	358,746	0	1,525,534
--------------------	-----------	---------	---	-----------

Note: Fringes budgeted in House Bill 5 except for certain fringes budgeted directly to MoDOT, Highway Patrol, and Conservation.

Est. Fringe	0	0	0	0
--------------------	---	---	---	---

Note: Fringes budgeted in House Bill 5 except for certain fringes budgeted directly to MoDOT, Highway Patrol, and Conservation.

Other Funds: N/A

Other Funds:

2. CORE DESCRIPTION

Team Decision Making (TDM) is a core element of Children's Division's practice model. This evidence-informed process is supported by the Annie E Casey Foundation. At the core of the model is a belief that placement-related decisions (whether initial removals or moves with the foster care system) should be made by a team of people who are closest to the child. This includes relatives, neighbors, the child welfare agency and community partners.

3. PROGRAM LISTING (list programs included in this core funding)

Team Decision Making

CORE DECISION ITEM

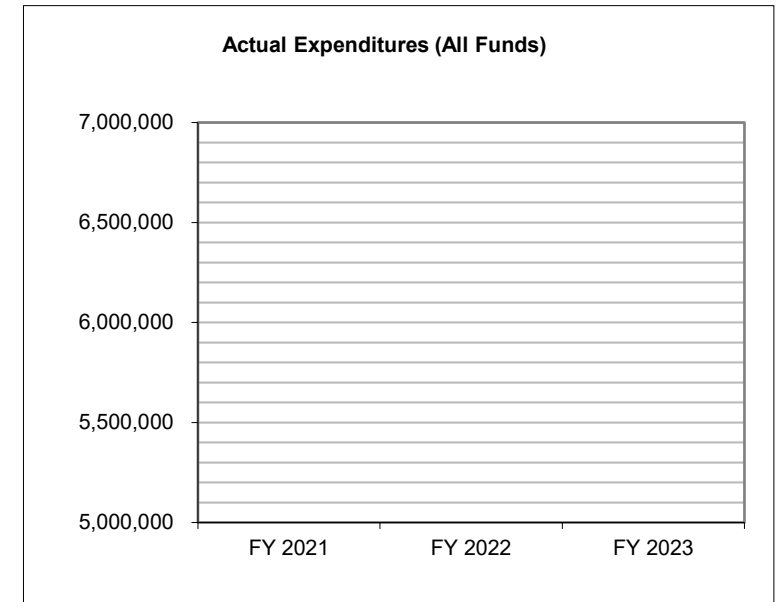
Department: Social Services
Division: Children's Division
Core: CD Team Decision Making

Budget Unit: 90146C

HB Section: 11.307

4. FINANCIAL HISTORY

	FY 2021 Actual	FY 2022 Actual	FY 2023 Actual	FY 2024 Current Yr.
Appropriation (All Funds)	0	0	0	3,731,830
Less Reverted (All Funds)	0	0	0	(85,623)
Less Restricted* (All Funds)	0	0	0	0
Budget Authority (All Funds)	0	0	0	3,646,207
Actual Expenditures (All Funds)	0	0	0	N/A
Unexpended (All Funds)	0	0	0	N/A
Unexpended, by Fund:				
General Revenue	0	0	0	N/A
Federal	0	0	0	N/A
Other	0	0	0	N/A
				(1)



Reverted includes statutory reserve amounts (when applicable).
 *Current Year restricted amount is as of September 1, 2023.

NOTES:
(1) - FY24 - New Appropriation

CORE RECONCILIATION DETAIL

**DEPARTMENT OF SOCIAL SERVICES
CD TEAM DECISION MAKING**

5. CORE RECONCILIATION DETAIL

	Budget Class	FTE	GR	Federal	Other	Total	Explanation
TAFP AFTER VETOES							
	PS	20.00	2,514,081	773,159	0	3,287,240	
	EE	0.00	340,022	104,568	0	444,590	
	Total	20.00	2,854,103	877,727	0	3,731,830	
DEPARTMENT CORE ADJUSTMENTS							
1x Expenditures	323 4048	EE	0.00	0	(38,888)	0	(38,888) Core reduction of one-time funding.
1x Expenditures	323 4045	EE	0.00	(126,452)	0	0	(126,452) Core reduction of one-time funding.
	NET DEPARTMENT CHANGES	0.00	(126,452)	(38,888)	0	(165,340)	
DEPARTMENT CORE REQUEST							
	PS	20.00	2,514,081	773,159	0	3,287,240	
	EE	0.00	213,570	65,680	0	279,250	
	Total	20.00	2,727,651	838,839	0	3,566,490	
GOVERNOR'S RECOMMENDED CORE							
	PS	20.00	2,514,081	773,159	0	3,287,240	
	EE	0.00	213,570	65,680	0	279,250	
	Total	20.00	2,727,651	838,839	0	3,566,490	

DECISION ITEM SUMMARY

Budget Unit									
Decision Item	FY 2023	FY 2023	FY 2024	FY 2024	FY 2025	FY 2025	*****	*****	
Budget Object Summary	ACTUAL	ACTUAL	BUDGET	BUDGET	DEPT REQ	DEPT REQ	SECURED	SECURED	
Fund	DOLLAR	FTE	DOLLAR	FTE	DOLLAR	FTE	COLUMN	COLUMN	
CD TEAM DECISION MAKING									
CORE									
PERSONAL SERVICES									
GENERAL REVENUE	0	0.00	2,514,081	15.30	2,514,081	15.30	0	0.00	
DEPT OF SOC SERV FEDERAL & OTH	0	0.00	773,159	4.70	773,159	4.70	0	0.00	
TOTAL - PS	0	0.00	3,287,240	20.00	3,287,240	20.00	0	0.00	
EXPENSE & EQUIPMENT									
GENERAL REVENUE	0	0.00	340,022	0.00	213,570	0.00	0	0.00	
DEPT OF SOC SERV FEDERAL & OTH	0	0.00	104,568	0.00	65,680	0.00	0	0.00	
TOTAL - EE	0	0.00	444,590	0.00	279,250	0.00	0	0.00	
TOTAL	0	0.00	3,731,830	20.00	3,566,490	20.00	0	0.00	
GRAND TOTAL	\$0	0.00	\$3,731,830	20.00	\$3,566,490	20.00	\$0	0.00	

FLEXIBILITY REQUEST FORM

BUDGET UNIT NUMBER:	90146C	DEPARTMENT:	Social Services
BUDGET UNIT NAME:	CD Team Decision Making	DIVISION:	Children's Division
HOUSE BILL SECTION:	11.307		

1. Provide the amount by fund of personal service flexibility and the amount by fund of expense and equipment flexibility you are requesting in dollar and percentage terms and explain why the flexibility is needed. If flexibility is being requested among divisions, provide the amount by fund of flexibility you are requesting in dollar and percentage terms and explain why the flexibility is needed.

DEPARTMENT REQUEST

5% flexibility is requested between Personal Service (PS) approps and Expense & Equipment (EE) approps.

2. Estimate how much flexibility will be used for the budget year. How much flexibility was used in the Prior Year Budget and the Current Year Budget? Please specify the amount.

PRIOR YEAR ACTUAL AMOUNT OF FLEXIBILITY USED	CURRENT YEAR ESTIMATED AMOUNT OF FLEXIBILITY THAT WILL BE USED	BUDGET REQUEST ESTIMATED AMOUNT OF FLEXIBILITY THAT WILL BE USED
N/A	DSS will flex up to 5% between sections.	Up to 5% flexibility will be used.

3. Please explain how flexibility was used in the prior and/or current years.

PRIOR YEAR EXPLAIN ACTUAL USE	CURRENT YEAR EXPLAIN PLANNED USE
N/A	Flexibility would be used to effectively manage resources as needed for FTE or EE expenditures.

FLEXIBILITY REQUEST FORM

BUDGET UNIT NUMBER: 90146C	DEPARTMENT: Social Services
BUDGET UNIT NAME: CD Team Decision Making	
HOUSE BILL SECTION: 11.307	DIVISION: Children's Division

1. Provide the amount by fund of personal service flexibility and the amount by fund of expense and equipment flexibility you are requesting in dollar and percentage terms and explain why the flexibility is needed. If flexibility is being requested among divisions, provide the amount by fund of flexibility you are requesting in dollar and percentage terms and explain why the flexibility is needed.

DEPARTMENT REQUEST

50% flexibility is requested between the following sections: 11.305 (CD Field Staff and Operations), 11.306 (CD Family Centered Services), and 11.307 (CD Team Decision Making).

2. Estimate how much flexibility will be used for the budget year. How much flexibility was used in the Prior Year Budget and the Current Year Budget? Please specify the amount.

PRIOR YEAR ACTUAL AMOUNT OF FLEXIBILITY USED	CURRENT YEAR ESTIMATED AMOUNT OF FLEXIBILITY THAT WILL BE USED	BUDGET REQUEST ESTIMATED AMOUNT OF FLEXIBILITY THAT WILL BE USED
\$0	DSS will flex up to 50% between sections.	Up to 50% flexibility will be used.

3. Please explain how flexibility was used in the prior and/or current years.

PRIOR YEAR EXPLAIN ACTUAL USE	CURRENT YEAR EXPLAIN PLANNED USE
N/A	Flexibility would be used to effectively manage resources as needed for FTE or EE expenditures.

DECISION ITEM DETAIL

Budget Unit	FY 2023	FY 2023	FY 2024	FY 2024	FY 2025	FY 2025	*****	*****
Decision Item	ACTUAL	ACTUAL	BUDGET	BUDGET	DEPT REQ	DEPT REQ	SECURED	SECURED
Budget Object Class	DOLLAR	FTE	DOLLAR	FTE	DOLLAR	FTE	COLUMN	COLUMN
CD TEAM DECISION MAKING								
CORE								
SR SOCIAL SERVICES SPECIALIST	0	0.00	3,287,240	20.00	3,287,240	20.00	0	0.00
TOTAL - PS	0	0.00	3,287,240	20.00	3,287,240	20.00	0	0.00
PROFESSIONAL SERVICES	0	0.00	444,590	0.00	279,250	0.00	0	0.00
TOTAL - EE	0	0.00	444,590	0.00	279,250	0.00	0	0.00
GRAND TOTAL	\$0	0.00	\$3,731,830	20.00	\$3,566,490	20.00	\$0	0.00
GENERAL REVENUE	\$0	0.00	\$2,854,103	15.30	\$2,727,651	15.30		0.00
FEDERAL FUNDS	\$0	0.00	\$877,727	4.70	\$838,839	4.70		0.00
OTHER FUNDS	\$0	0.00	\$0	0.00	\$0	0.00		0.00

PROGRAM DESCRIPTION

Department: Social Services

HB Section(s): 11.307

Program Name: Children's Division Administration

Program is found in the following core budget(s): CD Team Decision Making

1a. What strategic priority does this program address?

Effective, supported, and accountable workforce.

1b. What does this program do?

Team Decision Making (TDM) is a core element of Children's Division's practice model. This evidence-informed process is supported by the Annie E Casey Foundation. At the core of the model is a belief that placement-related decisions (whether initial removals or moves with the foster care system) should be made by a team of people who are closest to the child. This includes relatives, neighbors, the child welfare agency and community partners. Initial TDM Meetings are to be held in situations where a child and parent have been separated through a TAPA (Temporary Alternative Placement Agreement) and must be held within ten (10) days of the execution of a TAPA. TDM meetings shall be informal, and shall be held at times and places that are reasonably convenient for as many of the participants as possible, with priority given to the schedules of the mandatory TDM members. TDM meetings may be held in person at the offices of the Children's Division or at other mutually convenient locations. TDM meetings may also be held by conference call or other electronic means.

The following are the key elements regarding TDM practice:

- A TDM meeting, including birth parents and youth, is held for ALL decisions involving a child leaving home, as well as those involving all changes of placement;
- The TDM meeting is held BEFORE the child's move occurs, or in cases of imminent risk/emergency moves, by the next working day, and always before the initial court hearing in court-involved cases;
- Families are encouraged to invite anyone in their informal support system, and public agencies strive to include community members who may have valuable contributions to the discussion;
- The meeting is led by a skilled, immediately accessible, internal facilitator, using a specific, 6-stage model. The facilitator is not a case-carrying social worker or line supervisor, and is experienced in child welfare practice;
- Information about each meeting, including participants, location, and recommendations, is collected in a timely way and ultimately linked to data on child & family outcomes, in order to ensure continuing evaluation of the TDM process and its effectiveness.

In general, two types of meetings occur in Missouri's usage of the TDM model, initial meetings and placement stability meetings.

Initial TDM meetings are regarding situations where a child may need to leave his or her home. This is most often encountered during responses to hotline reports, but also could occur during work with intact families. It should be stressed that these meetings are held if the Division believes that a child needs to leave his or her own home, regardless of the decision to pursue custody or not. These meetings should occur before the child leaves the home or as soon as possible thereafter (at least prior to the protective custody hearing if the child was removed on an emergency basis)

Placement Stability meetings are meetings held while a child is in foster care and needs to move from one placement to another. These meetings should be held prior to the move or within 72 hours of an emergency move.

Missouri has implemented these meetings in certain portions of the state. The practice is currently being expanded statewide. Each area has developed a local written protocol that details how the meetings are implemented in each circuit.

PROGRAM DESCRIPTION

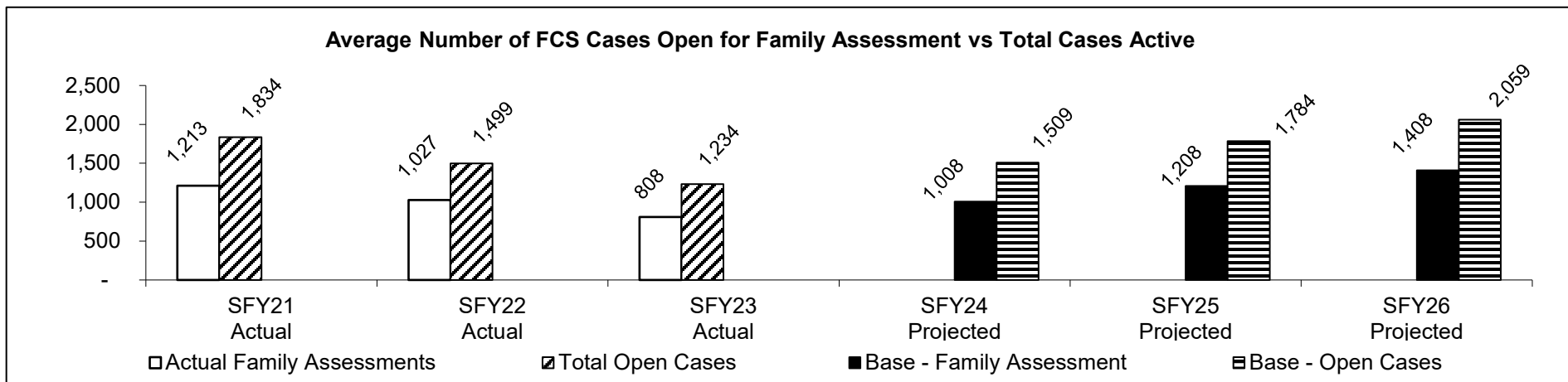
Department: Social Services

HB Section(s): 11.307

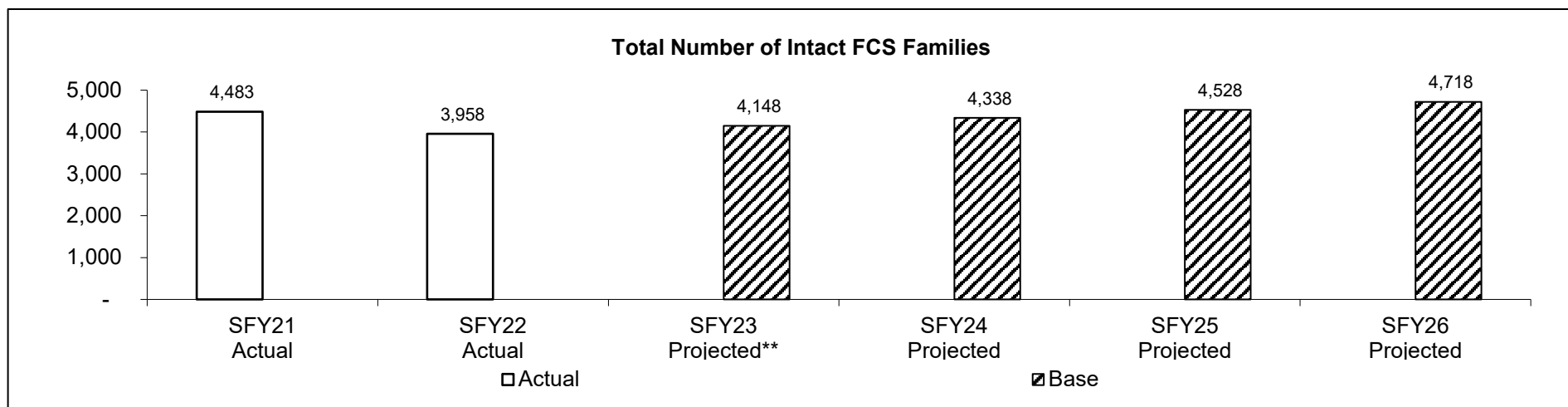
Program Name: Children's Division Administration

Program is found in the following core budget(s): CD Team Decision Making

2a. Provide an activity measure(s) for the program.



2b. Provide a measure(s) of the program's quality.



**Data will be available in December 2023.

PROGRAM DESCRIPTION

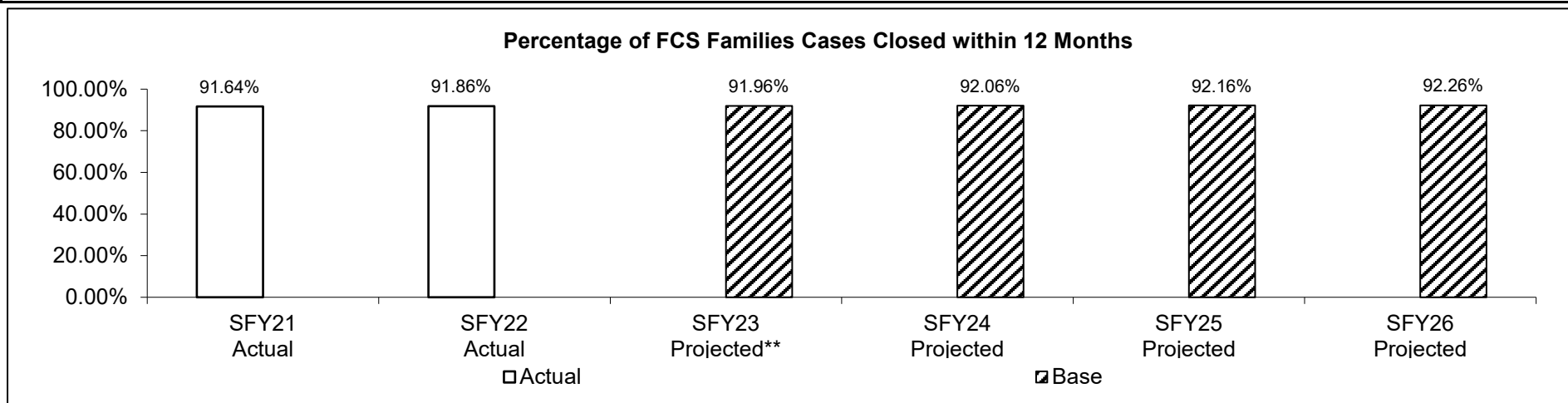
Department: Social Services

HB Section(s): 11.307

Program Name: Children's Division Administration

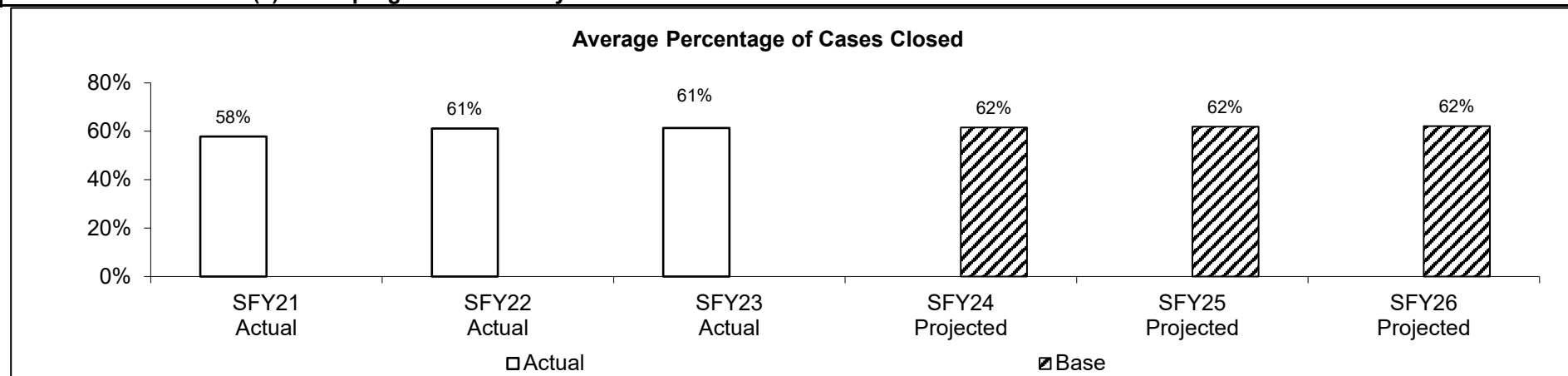
Program is found in the following core budget(s): CD Team Decision Making

2c. Provide a measure(s) of the program's impact.



**Data will be available in December 2023.

2d. Provide a measure(s) of the program's efficiency.



PROGRAM DESCRIPTION

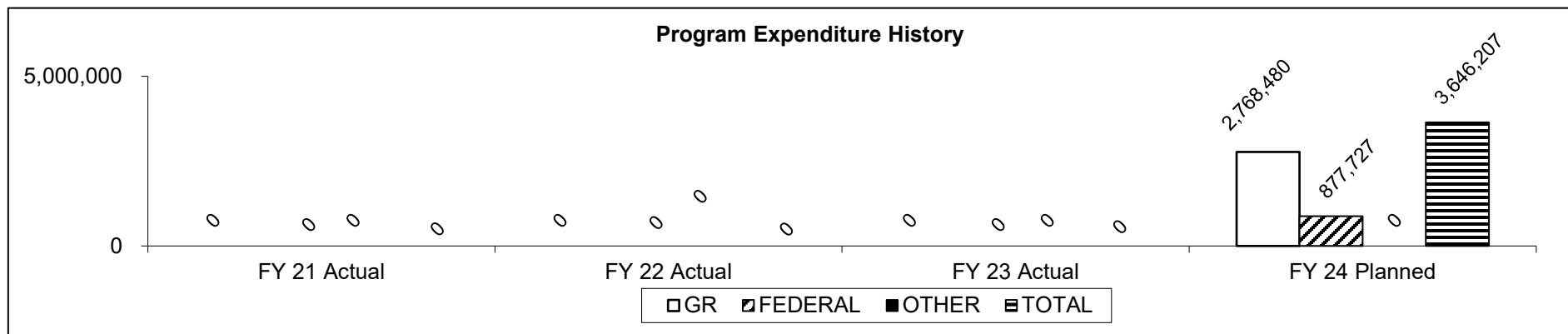
Department: Social Services

HB Section(s): 11.307

Program Name: Children's Division Administration

Program is found in the following core budget(s): CD Team Decision Making

3. Provide actual expenditures for the prior three fiscal years and planned expenditures for the current fiscal year. (Note: Amounts do not include fringe benefit costs.)



Planned FY 2024 expenditures are net of reverted and reserves.

4. What are the sources of the "Other " funds?

N/A

5. What is the authorization for this program, i.e., federal or state statute, etc.? (Include the federal program number, if applicable.)

State Statute(s): Sections 207.010, 207.020, and 208.400, RSMo.; Federal: 42 USC Sections 670 and 5101.

6. Are there federal matching requirements? If yes, please explain.

Children's Division administrative reimbursement is based on the Children's Division random moment time study rate of approximately 47.00% federal (53.00% state match), which is reimbursable at the IV-E administrative rate of 50% (50% state match) for IV-E allowable expenditures. The time study rate is determined by polling a select number of Children's Division staff to determine the amount of time spent on particular programs. The time spent on each program and the earnings for these programs are used to determine a federal reimbursement rate.

7. Is this a federally mandated program? If yes, please explain.

The federal Child Welfare Act and the federal Child Abuse Prevention and Treatment Act obligate Missouri to care for children who are abused and neglected. Line staff and operations activities related to these obligations would be considered mandatory.

Core – CCWIS (FACES) Replacement

CORE DECISION ITEM

Department: Social Services
 Division: Children's Division
 Core: CCWIS System (FACES) Replacement

Budget Unit: 90087C
 HB Section: 11.310

1. CORE FINANCIAL SUMMARY

	FY 2025 Budget Request			
	GR	Federal	Other	Total
PS	0	0	0	0
EE	0	8,000,000	0	8,000,000
PSD	0	0	0	0
TRF	0	0	0	0
Total	0	8,000,000	0	8,000,000
FTE	0.00	0.00	0.00	0.00

	FY 2025 Governor's Recommendation			
	GR	Federal	Other	Total
PS	0	0	0	0
EE	0	0	0	0
PSD	0	0	0	0
TRF	0	0	0	0
Total	0	0	0	0
FTE	0.00	0.00	0.00	0.00

Est. Fringe	0	0	0	0
--------------------	---	---	---	---

Note: Fringes budgeted in House Bill 5 except for certain fringes budgeted directly to MoDOT, Highway Patrol, and Conservation.

Est. Fringe	0	0	0	0
--------------------	---	---	---	---

Note: Fringes budgeted in House Bill 5 except for certain fringes budgeted directly to MoDOT, Highway Patrol, and Conservation.

Other Funds: N/A

Other Funds:

2. CORE DESCRIPTION

Family and Children Electronic System (FACES) is the Comprehensive Child Welfare Information System (CCWIS) developed to provide an automated, integrated case management tool for Children's Division staff. Designed for the user, data flows from initial intake of a call at the Child Abuse/Neglect Hotline, to the investigation and assessment of this call and then, when warranted, to the Case Management function where ongoing services are provided to children and families. FACES was fully implemented in 2010, it is an intranet based web-enabled system using COBOL, WebAware, DB2 and CICS. FACES is not a modular design. The different subsystems within FACES are all interlinked, therefore it prevents replacing one functional area, such as Financials, without impacting the rest of the functional areas. Due to the way the current Comprehensive Child Welfare Information System database is architected, it is a challenge to enhance and incorporate new functionality that meets CCWIS compliance.

3. PROGRAM LISTING (list programs included in this core funding)

Comprehensive Child Welfare Information System (CCWIS)

CORE DECISION ITEM

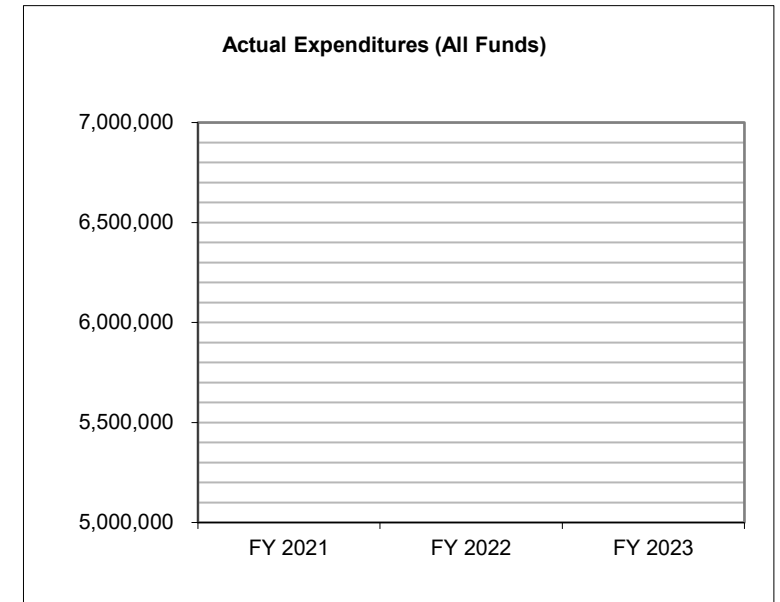
Department: Social Services
Division: Children's Administration
Core: CCWIS System (FACES) Replacement

Budget Unit: 90087C

HB Section: 11.310

4. FINANCIAL HISTORY

	FY 2021 Actual	FY 2022 Actual	FY 2023 Actual	FY 2024 Current Yr.
Appropriation (All Funds)	0	0	8,000,000	8,000,000
Less Reverted (All Funds)	0	0	0	0
Less Restricted* (All Funds)	0	0	0	0
Budget Authority (All Funds)	0	0	8,000,000	8,000,000
Actual Expenditures (All Funds)	0	0	0	N/A
Unexpended (All Funds)	0	0	8,000,000	N/A
Unexpended, by Fund:				
General Revenue	0	0	0	N/A
Federal	0	0	8,000,000	N/A
Other	0	0	0	N/A
			(1)	



Reverted includes statutory reserve amounts (when applicable).

Restricted includes Governor's expenditure restrictions which remained at the end of the fiscal year.

*Current Year restricted amount is as of September 1, 2023.

NOTES:

(1) This is a new appropriation for FY23. No contract has been awarded yet, thus the project has not started.

CORE RECONCILIATION DETAIL

**DEPARTMENT OF SOCIAL SERVICES
CWIS SYSTEM (FACES) REPLACEMNT**

5. CORE RECONCILIATION DETAIL

	Budget Class	FTE	GR	Federal	Other	Total	Explanation
TAFP AFTER VETOES							
	EE	0.00	0	8,000,000	0	8,000,000	
	Total	0.00	0	8,000,000	0	8,000,000	
DEPARTMENT CORE REQUEST							
	EE	0.00	0	8,000,000	0	8,000,000	
	Total	0.00	0	8,000,000	0	8,000,000	
GOVERNOR'S RECOMMENDED CORE							
	EE	0.00	0	8,000,000	0	8,000,000	
	Total	0.00	0	8,000,000	0	8,000,000	

DECISION ITEM SUMMARY

Budget Unit									
Decision Item	FY 2023	FY 2023	FY 2024	FY 2024	FY 2025	FY 2025	*****	*****	
Budget Object Summary	ACTUAL	ACTUAL	BUDGET	BUDGET	DEPT REQ	DEPT REQ	SECURED	SECURED	
Fund	DOLLAR	FTE	DOLLAR	FTE	DOLLAR	FTE	COLUMN	COLUMN	
CWIS SYSTEM (FACES) REPLACEMNT									
CORE									
EXPENSE & EQUIPMENT									
BUDGET STABILIZATION	0	0.00	6,000,000	0.00	6,000,000	0.00	0	0.00	
DEPT OF SOC SERV FEDERAL & OTH	0	0.00	2,000,000	0.00	2,000,000	0.00	0	0.00	
TOTAL - EE	0	0.00	8,000,000	0.00	8,000,000	0.00	0	0.00	
TOTAL	0	0.00	8,000,000	0.00	8,000,000	0.00	0	0.00	
GRAND TOTAL	\$0	0.00	\$8,000,000	0.00	\$8,000,000	0.00	\$0	0.00	

DECISION ITEM DETAIL

Budget Unit	FY 2023	FY 2023	FY 2024	FY 2024	FY 2025	FY 2025	*****	*****
Decision Item	ACTUAL	ACTUAL	BUDGET	BUDGET	DEPT REQ	DEPT REQ	SECURED	SECURED
Budget Object Class	DOLLAR	FTE	DOLLAR	FTE	DOLLAR	FTE	COLUMN	COLUMN
CWIS SYSTEM (FACES) REPLACEMNT								
CORE								
PROFESSIONAL SERVICES	0	0.00	8,000,000	0.00	8,000,000	0.00	0	0.00
TOTAL - EE	0	0.00	8,000,000	0.00	8,000,000	0.00	0	0.00
GRAND TOTAL	\$0	0.00	\$8,000,000	0.00	\$8,000,000	0.00	\$0	0.00
GENERAL REVENUE	\$0	0.00	\$0	0.00	\$0	0.00		0.00
FEDERAL FUNDS	\$0	0.00	\$8,000,000	0.00	\$8,000,000	0.00		0.00
OTHER FUNDS	\$0	0.00	\$0	0.00	\$0	0.00		0.00

PROGRAM DESCRIPTION

Department: Social Services

HB Section(s): 11.310

Program Name: Children's Division Administration

Program is found in the following core budget(s): CCWIS

1a. What strategic priority does this program address?

Implementing a new system to improve tracking and managing of services to children in State care.

1b. What does this program do?

Family and Children Electronic System (FACES) is the Comprehensive Child Welfare Information System (CCWIS) developed to provide an automated, integrated case management tool for Children's Division staff. Designed for the user, data flows from initial intake of a call at the Child Abuse/Neglect Hotline, to the investigation and assessment of this call and then, when warranted, to the Case Management function where ongoing services are provided to children and families. FACES was fully implemented in 2010, it is an intranet based web-enabled system using COBOL, WebAware, DB2, and CICS. FACES is not a modular design. The different subsystems within FACES are all interlinked, therefore it prevents replacing one functional area, such as Financials, without impacting the rest of the functional areas. Due to the way the current Comprehensive Child Welfare Information System database is architected, it is a challenge to enhance and incorporate new functionality that meets CCWIS compliance.

As of September 2023, the contract has been extended with Change and Innovations (C!A) who is currently working with Children's Division (CD) staff on process mapping and documentation. A work group was developed to assist in viewing demos and provide user feedback. CD continues to work with ITSD to ensure/identify programs that will need to be developed in the new system. (e.g. batch programs, integration files, etc.)

2a. Provide an activity measure(s) for the program.

CD is currently working with Office of Administration - PMO office for the completion of CCWIS Project Manager PAQ. This individual will coordinate efforts to complete Business Requirements, work with ITSD for completion of system Gap Analysis and Risk Analysis/Assessment as CD moves closer to obtaining a contracted vendor. This individual will be the project lead and will develop a project timeline to ensure the project continues as scheduled. CD FACES staff have been working with program business staff since February 2022 to ensure all functions have process mapping completed. The final system function (Financials) process mapping sessions are to begin after the first of the year. The department is assisting in reviewing procurement options including possibility of securing potential vendor using National Association of State Procurement Officers (NASPO) vendor listing. This may allow the State of Missouri to contract with a potential vendor quickly. CD also communicates regularly with our federal partners for technical assistance to ensure our system will meet requirements of a Comprehensive Child Welfare Information System (CCWIS).

PROGRAM DESCRIPTION

Department: Social Services

HB Section(s): 11.310

Program Name: Children's Division Administration

Program is found in the following core budget(s): CCWIS

2b. Provide a measure(s) of the program's quality.

This contract has not yet been awarded, thus the system-build has not yet begun. Measures will be in development following the identification of system capabilities, prior to the system-build.

Children's Division will maintain the federally required CCWIS Data Quality Plan that outlines how the system will ensure non-duplicative and accurate data. Bi-annual reviews of federal reporting submissions will be done to review for accuracy of the data being submitted.

2c. Provide a measure(s) of the program's impact.

This contract has not yet been awarded, thus the system-build has not yet begun. Measures will be in development following the identification of system capabilities, prior to the system-build.

Children's Division anticipates an impact to resource provider satisfaction and customer service by providing a portal in which outside providers can access necessary information and submit documents for timely payments. In addition, there will be impacts to employee retention by providing increased mobility and ease of use in the new system.

2d. Provide a measure(s) of the program's efficiency.

This contract has not yet been awarded, thus the system-build has not yet begun. Measures will be in development following the identification of system capabilities, prior to the system-build.

Children's Division will monitor and track improvement measures regarding timely data entry by workers in the areas of initial contact, case opening and case closing.

PROGRAM DESCRIPTION

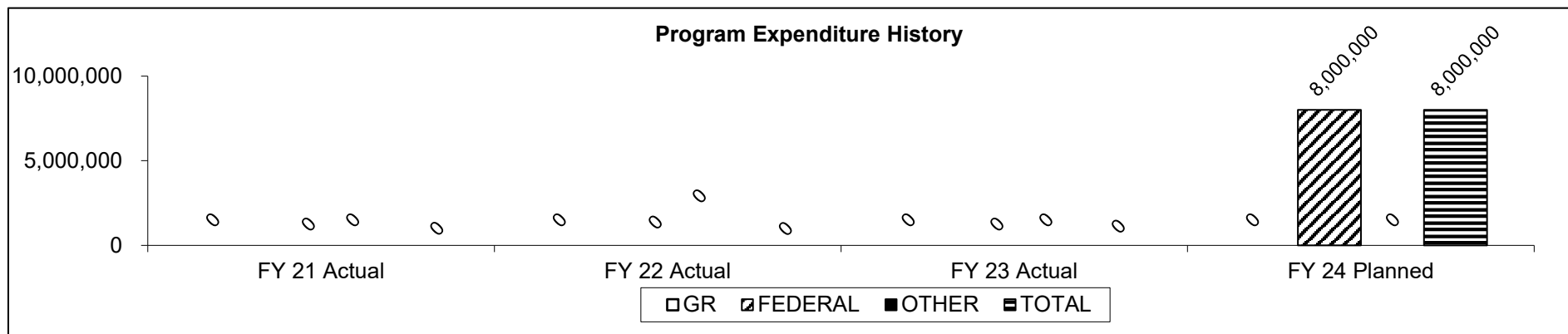
Department: Social Services

HB Section(s): 11.310

Program Name: Children's Division Administration

Program is found in the following core budget(s): CCWIS

3. Provide actual expenditures for the prior three fiscal years and planned expenditures for the current fiscal year. (Note: Amounts do not include fringe benefit costs.)



4. What are the sources of the "Other " funds?

N/A

5. What is the authorization for this program, i.e., federal or state statute, etc.? (Include the federal program number, if applicable.)

2 CFR 200.330

6. Are there federal matching requirements? If yes, please explain.

The State of Missouri understands development costs can be matched per our federal partners as these development costs are for our current CCWIS FACES system which is not modular in design. The breakdown of possible matching can be found on the Advance Planning Document (APD).

7. Is this a federally mandated program? If yes, please explain.

The federal Child Welfare Act and the federal Child Abuse Prevention and Treatment Act obligate Missouri to care for children who are abused and neglected. Training related to these obligations would be considered mandatory.

Core – Children’s Staff Training

CORE DECISION ITEM

Department: Social Services
 Division: Children's Division
 Core: Children's Staff Training

Budget Unit: 90090C

HB Section: 11.315

1. CORE FINANCIAL SUMMARY

	FY 2025 Budget Request					FY 2025 Governor's Recommendation			
	GR	Federal	Other	Total		GR	Federal	Other	Total
PS	0	0	0	0	PS	0	0	0	0
EE	1,085,056	590,243	0	1,675,299	EE	0	0	0	0
PSD	0	0	0	0	PSD	0	0	0	0
TRF	0	0	0	0	TRF	0	0	0	0
Total	1,085,056	590,243	0	1,675,299	Total	0	0	0	0
FTE	0.00	0.00	0.00	0.00	FTE	0.00	0.00	0.00	0.00

Est. Fringe	0	0	0	0
--------------------	---	---	---	---

Note: Fringes budgeted in House Bill 5 except for certain fringes budgeted directly to MoDOT, Highway Patrol, and Conservation.

Est. Fringe	0	0	0	0
--------------------	---	---	---	---

Note: Fringes budgeted in House Bill 5 except for certain fringes budgeted directly to MoDOT, Highway Patrol, and Conservation.

Other Funds: N/A

Other Funds:

2. CORE DESCRIPTION

This funding provides training, coaching and education for Children's Division staff at all levels, and community representatives as appropriate. The staff training curriculum includes agency policy and practice, using federal and state statutes as a framework, to ensure children and families receive appropriate services to meet their individual needs while preparing staff to be confident and successful in their positions.

3. PROGRAM LISTING (list programs included in this core funding)

Children's Staff Training includes, but is not limited to, curriculum related to Child Welfare Practice Training for all case managers, Legal Aspects, Human Trafficking, appropriate psychotropic medication use in children, various practice specific material in each program area, and a host of additional education materials to prepare our workforce.

CORE DECISION ITEM

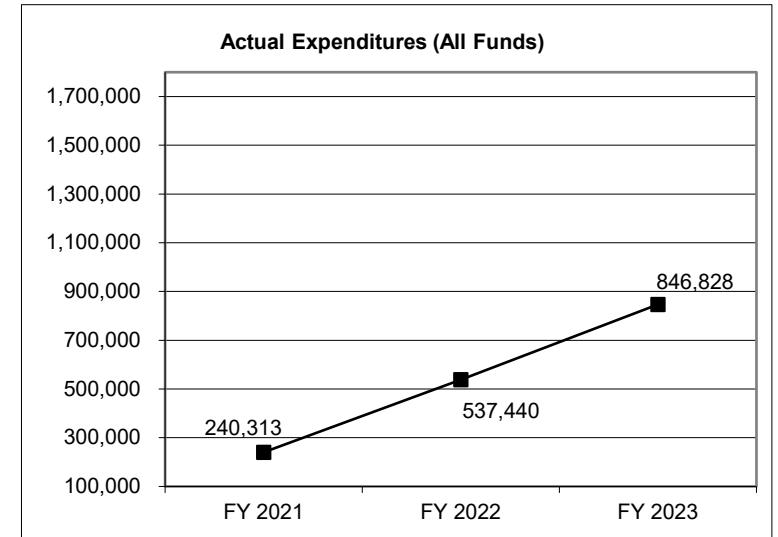
Department: Social Services
Division: Children's Division
Core: Children's Staff Training

Budget Unit: 90090C

HB Section: 11.315

4. FINANCIAL HISTORY

	FY 2021 Actual	FY 2022 Actual	FY 2023 Actual	FY 2024 Current Yr.
Appropriation (All Funds)	1,444,357	1,659,548	1,674,739	1,675,299
Less Reverted (All Funds)	(55,181)	(32,233)	(32,536)	(32,552)
Less Restricted* (All Funds)	0	0	0	0
Budget Authority (All Funds)	1,389,176	1,627,315	1,642,203	1,642,747
Actual Expenditures (All Funds)	240,313	537,440	846,828	N/A
Unexpended (All Funds)	1,148,863	1,089,875	795,375	N/A
Unexpended, by Fund:				
General Revenue	682,441	511,086	211,245	N/A
Federal	466,422	578,789	584,130	N/A
Other	0	0	0	N/A
	(1)	(2)		



Reverted includes statutory reserve amounts (when applicable).

*Current Year restricted amount is as of September 1, 2023.

NOTES:

(1) & (2) FY20 - FY21 - The Department limited all nonessential expense and equipment purchases due to revenue shortfalls as a result of the COVID-19 pandemic.

CORE RECONCILIATION DETAIL

**DEPARTMENT OF SOCIAL SERVICES
CHILDREN'S STAFF TRAINING**

5. CORE RECONCILIATION DETAIL

	Budget Class	FTE	GR	Federal	Other	Total	Explanation
TAFP AFTER VETOES							
	EE	0.00	1,085,056	590,243	0	1,675,299	
	Total	0.00	1,085,056	590,243	0	1,675,299	
DEPARTMENT CORE REQUEST							
	EE	0.00	1,085,056	590,243	0	1,675,299	
	Total	0.00	1,085,056	590,243	0	1,675,299	
GOVERNOR'S RECOMMENDED CORE							
	EE	0.00	1,085,056	590,243	0	1,675,299	
	Total	0.00	1,085,056	590,243	0	1,675,299	

DECISION ITEM SUMMARY

Budget Unit									
Decision Item	FY 2023	FY 2023	FY 2024	FY 2024	FY 2025	FY 2025	*****	*****	
Budget Object Summary	ACTUAL	ACTUAL	BUDGET	BUDGET	DEPT REQ	DEPT REQ	SECURED	SECURED	
Fund	DOLLAR	FTE	DOLLAR	FTE	DOLLAR	FTE	COLUMN	COLUMN	
CHILDREN'S STAFF TRAINING									
CORE									
EXPENSE & EQUIPMENT									
GENERAL REVENUE	840,750	0.00	1,085,056	0.00	1,085,056	0.00	0	0.00	
DEPT OF SOC SERV FEDERAL & OTH	6,078	0.00	590,243	0.00	590,243	0.00	0	0.00	
TOTAL - EE	<u>846,828</u>	<u>0.00</u>	<u>1,675,299</u>	<u>0.00</u>	<u>1,675,299</u>	<u>0.00</u>	<u>0</u>	<u>0.00</u>	
TOTAL	846,828	0.00	1,675,299	0.00	1,675,299	0.00	0	0.00	
Bachelor of Social Work (BSW) - 1886029									
EXPENSE & EQUIPMENT									
GENERAL REVENUE	<u>0</u>	<u>0.00</u>	<u>0</u>	<u>0.00</u>	<u>308,000</u>	<u>0.00</u>	<u>0</u>	<u>0.00</u>	
TOTAL - EE	<u>0</u>	<u>0.00</u>	<u>0</u>	<u>0.00</u>	<u>308,000</u>	<u>0.00</u>	<u>0</u>	<u>0.00</u>	
TOTAL	0	0.00	0	0.00	308,000	0.00	0	0.00	
GRAND TOTAL	\$846,828	0.00	\$1,675,299	0.00	\$1,983,299	0.00	\$0	0.00	

DECISION ITEM DETAIL

Budget Unit	FY 2023	FY 2023	FY 2024	FY 2024	FY 2025	FY 2025	*****	*****
Decision Item	ACTUAL	ACTUAL	BUDGET	BUDGET	DEPT REQ	DEPT REQ	SECURED	SECURED
Budget Object Class	DOLLAR	FTE	DOLLAR	FTE	DOLLAR	FTE	COLUMN	COLUMN
CHILDREN'S STAFF TRAINING								
CORE								
TRAVEL, IN-STATE	20,210	0.00	470,226	0.00	470,226	0.00	0	0.00
TRAVEL, OUT-OF-STATE	12,341	0.00	3,897	0.00	3,897	0.00	0	0.00
SUPPLIES	4,943	0.00	113,277	0.00	113,277	0.00	0	0.00
PROFESSIONAL DEVELOPMENT	180,492	0.00	382,925	0.00	382,925	0.00	0	0.00
PROFESSIONAL SERVICES	616,808	0.00	699,664	0.00	699,664	0.00	0	0.00
M&R SERVICES	0	0.00	2,000	0.00	2,000	0.00	0	0.00
BUILDING LEASE PAYMENTS	35	0.00	0	0.00	0	0.00	0	0.00
MISCELLANEOUS EXPENSES	11,999	0.00	3,310	0.00	3,310	0.00	0	0.00
TOTAL - EE	846,828	0.00	1,675,299	0.00	1,675,299	0.00	0	0.00
GRAND TOTAL	\$846,828	0.00	\$1,675,299	0.00	\$1,675,299	0.00	\$0	0.00
GENERAL REVENUE	\$840,750	0.00	\$1,085,056	0.00	\$1,085,056	0.00		0.00
FEDERAL FUNDS	\$6,078	0.00	\$590,243	0.00	\$590,243	0.00		0.00
OTHER FUNDS	\$0	0.00	\$0	0.00	\$0	0.00		0.00

PROGRAM DESCRIPTION

Department: Social Services

HB Section(s): 11.315

Program Name: Children's Administration

Program is found in the following core budget(s): Children's Staff Training

1a. What strategic priority does this program address?

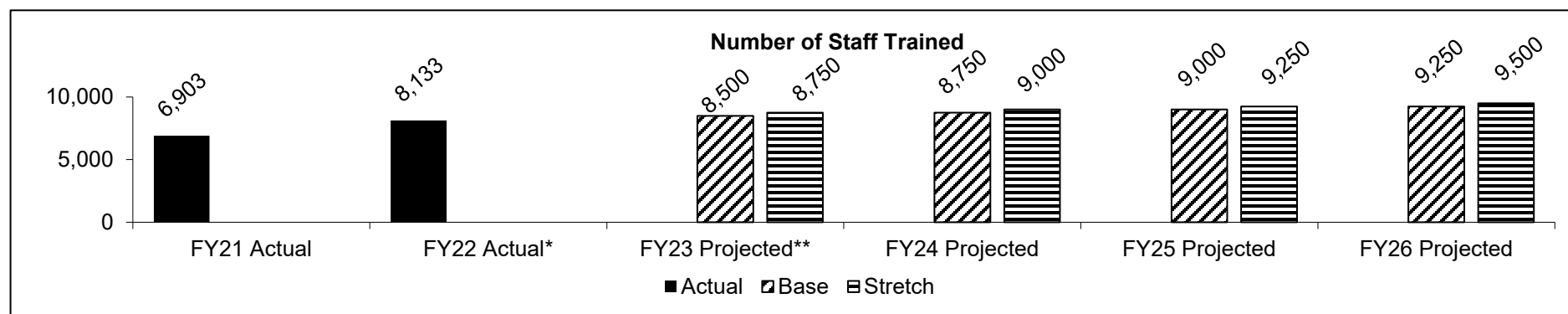
Improving the skills, qualifications, and availability of individuals providing services to children and families.

1b. What does this program do?

The Children's Division (CD) staff training program provides a well trained workforce that is vital to ensuring children and families are treated and supported while CD is involved, and can reduce turnover of front line CD staff. The Leadership and Professional Development unit provides training and development for staff, resource providers, and contracted case management partners. This program operates through centrally coordinated, regionally located training teams that provide a continuum of leadership and professional development opportunities, including new employees and resource parent training, and ongoing and continued development for tenured staff and contracted partners.

CD Leadership and Professional Development unit provides training to staff on CD policies and practices, using federal and state statutes as a framework to ensure children and families receive the appropriate services to meet their individual needs. New staff receive formal in-class training, and on-the-job (OJT) training with their supervisor and/or specialist coach. Ongoing training is provided to staff based on updated policy and/or changes to state and federal statutes. CD has increased its efforts to incorporate simulation technology in the case management training to better equip the workforce to be successful in their positions and work with children and families. In addition, CD is utilizing webinars and eLearning opportunities to allow staff to spend more time with children and families addressing their needs.

2a. Provide an activity measure(s) for the program.



*FY22 increase was due to the increase use of webinars which allowed for increase class sizes and conveniences for staff's schedule. Additionally, this includes any new managers needing to meet the Leadership Development Rule policy and any new hire training requirements.

** FY23 Data will be available in December 2023.

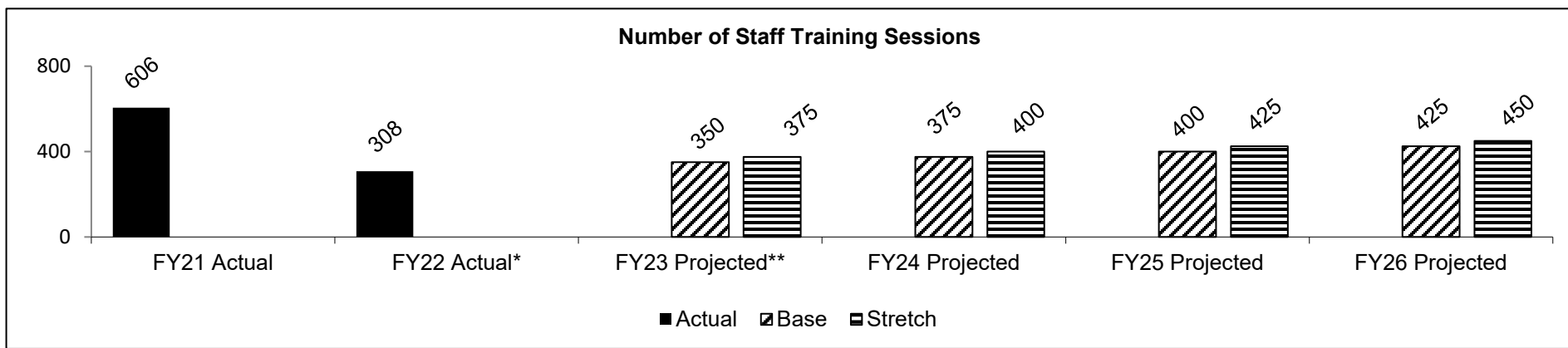
PROGRAM DESCRIPTION

Department: Social Services

HB Section(s): 11.315

Program Name: Children's Administration

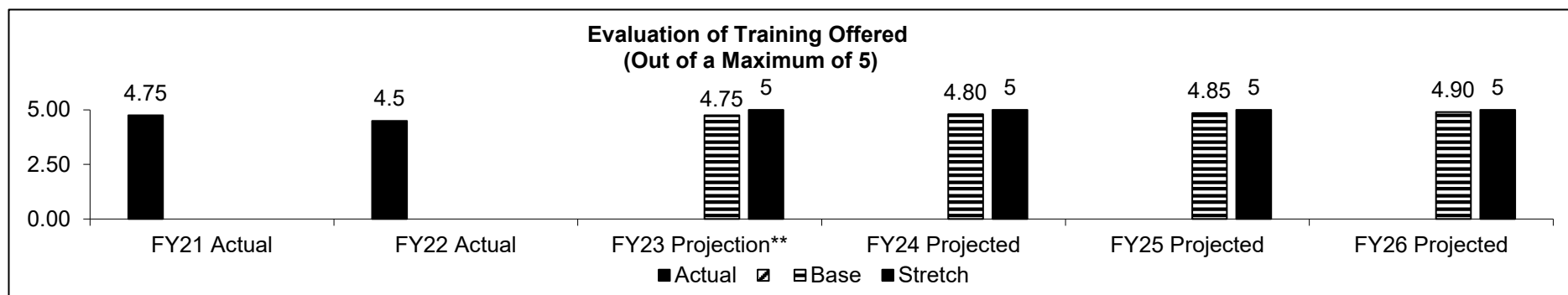
Program is found in the following core budget(s): Children's Staff Training



*Utilizing online webinars allows for increase class sizes and reduces the number of same trainings offered in different locations. An increase in the number of staff trainings represents training new team members who come on board.

**FY23 Data will be available in December 2023.

2b. Provide a measure(s) of the program's quality.



In FY19, CD implemented a new evaluation tool with a scale from 1-5, with 5 being the best score. This evaluation tool is completed at the end of each training session.

**FY23 Data will be available in December 2023.

PROGRAM DESCRIPTION

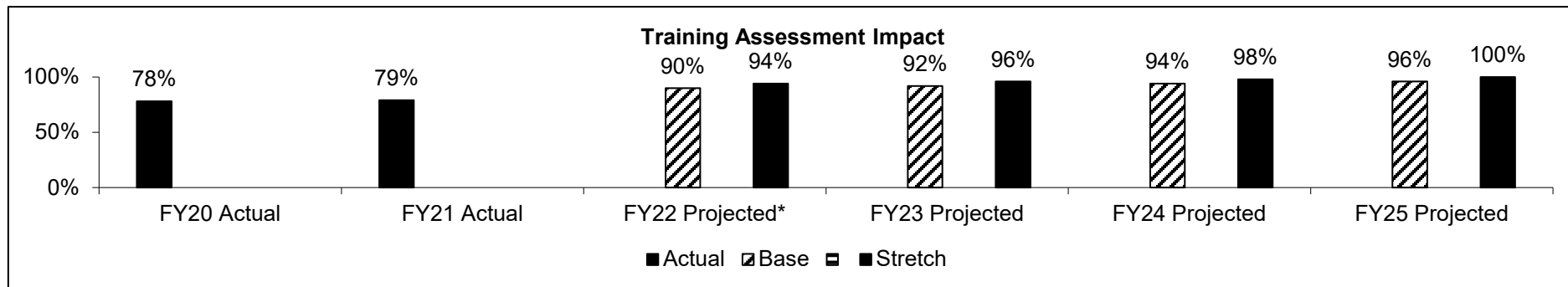
Department: Social Services

HB Section(s): 11.315

Program Name: Children's Administration

Program is found in the following core budget(s): Children's Staff Training

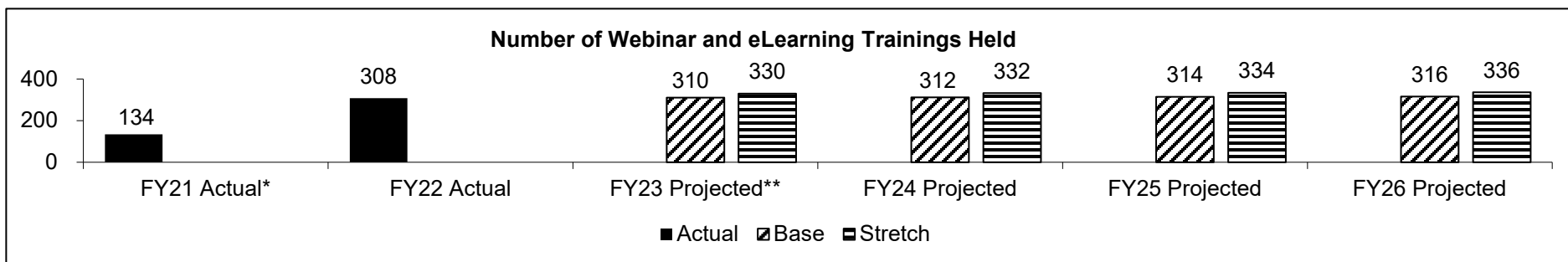
2c. Provide a measure(s) of the program's impact.



In FY19, CD implemented a new evaluation tool for Child Welfare Practice Training which measures all of the training aspects, to include classroom, on-the-job coaching, shadowing, and co-worker interactions. This evaluation tool is completed at the end of each stage of training.

*FY22 data will be available in late December 2023.

2d. Provide a measure(s) of the program's efficiency.



*FY21 and FY22 saw an increase in webinars for training in order to practice safe social distancing.

**FY23 Data will be available in December 2023.

PROGRAM DESCRIPTION

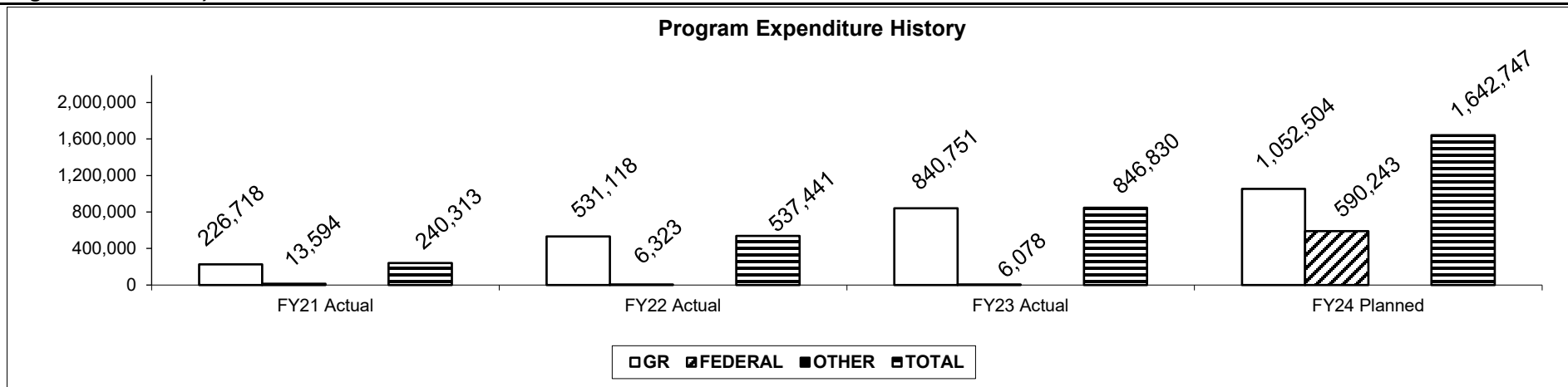
Department: Social Services

HB Section(s): 11.315

Program Name: Children's Administration

Program is found in the following core budget(s): Children's Staff Training

3. Provide actual expenditures for the prior three fiscal years and planned expenditures for the current fiscal year. (Note: Amounts do not include fringe benefit costs.)



Planned FY 2024 expenditures are net of reverted and reserved.

4. What are the sources of the "Other " funds?

N/A

5. What is the authorization for this program, i.e., federal or state statute, etc.? (Include the federal program number, if applicable.)

State statute: Sections 210.543, 210.112 (4), and 210.180,RSMo. ; Federal: 42 USC Sections 670 and 5101.

6. Are there federal matching requirements? If yes, please explain.

Child Welfare training expenditures may receive a 50% or 75% federal match for IV-E.

7. Is this a federally mandated program? If yes, please explain.

The federal Child Welfare Act and the federal Child Abuse Prevention and Treatment Act obligate Missouri to care for children who are abused and neglected. Training related to these obligations would be considered mandatory.

NDI – BSW Program

NEW DECISION ITEM

Department: Social Services
Division: Children's Division
DI Name: Bachelor of Social Work (BSW) Program **DI# 1886029**

Budget Unit: 90090C
HB Section: 11.315

1. AMOUNT OF REQUEST

	FY 2025 Budget Request			
	GR	Federal	Other	Total
PS	0	0	0	0
EE	308,000	0	0	308,000
PSD	0	0	0	0
TRF	0	0	0	0
Total	308,000	0	0	308,000
FTE	0.00	0.00	0.00	0.00

	FY 2025 Governor's Recommendation			
	GR	Federal	Other	Total
PS	0	0	0	0
EE	0	0	0	0
PSD	0	0	0	0
TRF	0	0	0	0
Total	0	0	0	0
FTE	0.00	0.00	0.00	0.00

Est. Fringe	0	0	0	0
--------------------	---	---	---	---

Note: Fringes budgeted in House Bill 5 except for certain fringes budgeted directly to MoDOT, Highway Patrol, and Conservation.

Est. Fringe	0	0	0	0
--------------------	---	---	---	---

Note: Fringes budgeted in House Bill 5 except for certain fringes budgeted directly to MoDOT, Highway Patrol, and Conservation.

Other Funds: N/A
 Non-Counts: N/A

Other Funds:
 Non-Counts:

2. THIS REQUEST CAN BE CATEGORIZED AS:

<input type="checkbox"/> New Legislation	<input type="checkbox"/> New Program	<input type="checkbox"/> Fund Switch
<input type="checkbox"/> Federal Mandate	<input checked="" type="checkbox"/> Program Expansion	<input type="checkbox"/> Cost to Continue
<input type="checkbox"/> GR Pick-Up	<input type="checkbox"/> Space Request	<input type="checkbox"/> Equipment Replacement
<input type="checkbox"/> Pay Plan	<input type="checkbox"/> Other: _____	

3. WHY IS THIS FUNDING NEEDED? PROVIDE AN EXPLANATION FOR ITEMS CHECKED IN #2. INCLUDE THE FEDERAL OR STATE STATUTORY OR CONSTITUTIONAL AUTHORIZATION FOR THIS PROGRAM.

Educational benefits are a great incentive tool for current and prospecting employees for the Division as it benefits both groups. Employees looking to further their education may be hindered due to financial constraints of the cost of tuition and materials and lack of opportunity, but this would provide current team members an opportunity to advance in their career and stay within the Division. First and foremost, this would provide the Division with a steady and reliable candidate pool while increasing employee loyalty, reducing turnover, and enhancing the pool of highly-skilled employees in the field of Social Work by having a bachelors tuition assistance program. As an added benefit, this opportunity would strengthen relationships with local colleges and universities to continue to provide a stream of candidates to the Division.

Employees within the Bachelor of Social Work (BSW) program would be contracted to work with Division for (3) years after graduation.

NEW DECISION ITEM

Department: Social Services
Division: Children's Division
DI Name: Bachelor of Social Work (BSW) Program DI# 1886029

Budget Unit: 90090C
HB Section: 11.315

4. DESCRIBE THE DETAILED ASSUMPTIONS USED TO DERIVE THE SPECIFIC REQUESTED AMOUNT. (How did you determine that the requested number of FTE were appropriate? From what source or standard did you derive the requested levels of funding? Were alternatives such as outsourcing or automation considered? If based on new legislation, does request tie to TAFP fiscal note? If not, explain why. Detail which portions of the request are one-times and how those amounts were calculated.)

This program will award a \$4,400 stipend a semester to 35 seniors/junior year students doing a practicum in a Children's Division Office and taking coursework specific to Public Child Welfare. The breakdown is below:

- \$2,000 tuition expenses up to two courses per semester (part-time)
- \$1,500 stipend for books/supplies paid proportionately based on enrollment per semester
- \$900 related fees for the cost of enrollment
- \$4,400 Total per semester

\$4,400 per semester X (2) semesters = \$8,800 / per student a year
 \$8,800 per student a year X (35) students = \$308,000 PD Cost

5. BREAK DOWN THE REQUEST BY BUDGET OBJECT CLASS, JOB CLASS, AND FUND SOURCE. IDENTIFY ONE-TIME COSTS.

Budget Object Class/Job Class	Dept Req	Dept Req	Dept Req	Dept Req	Dept Req	Dept Req	Dept Req	Dept Req	Dept Req
	GR DOLLARS	GR FTE	FED DOLLARS	FED FTE	OTHER DOLLARS	OTHER FTE	TOTAL DOLLARS	TOTAL FTE	Dept Req One-Time DOLLARS
320 - Professional Development	308,000		0		0		308,000		0
Total EE	308,000		0		0		308,000		0
Total PSD	0		0		0		0		0
Grand Total	308,000	0.0	0	0.0	0	0.0	308,000	0.0	0

NEW DECISION ITEM

Department: Social Services
Division: Children's Division
DI Name: Bachelor of Social Work (BSW) Program **DI# 1886029**

Budget Unit: 90090C
HB Section: 11.315

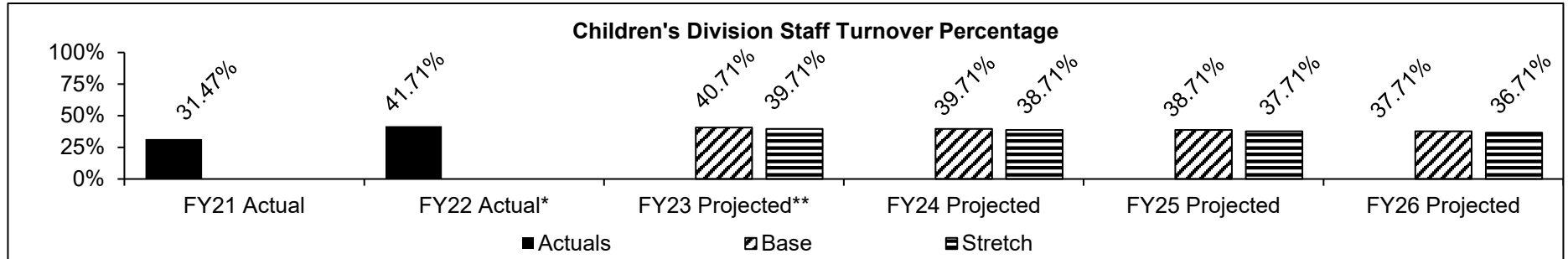
Budget Object Class/Job Class	Gov Rec	Gov Rec	Gov Rec	Gov Rec	Gov Rec	Gov Rec	Gov Rec	Gov Rec	Gov Rec
	GR DOLLARS	GR FTE	FED DOLLARS	FED FTE	OTHER DOLLARS	OTHER FTE	TOTAL DOLLARS	TOTAL FTE	Gov Rec DOLLARS
Total EE	0 0		0 0		0 0		0 0		0 0
Total PSD	0 0		0 0		0 0		0 0		0 0
Grand Total	0	0.0	0	0.0	0	0.0	0	0.0	0

6. PERFORMANCE MEASURES (If new decision item has an associated core, separately identify projected performance with & without additional funding.)

6a. Provide an activity measure(s) for the program.
 Once the program has been in place for a full year, this measure will show the number of CD staff that applied to the BSW program.

6b. Provide a measure(s) of the program's quality.
 Once the program has been in place for a full year, this measure will show the number of CD staff that approved to the BSW program.

6c. Provide a measure(s) of the program's impact.



**Data will be available in December 2023.

6d. Provide a measure(s) of the program's efficiency.
 A measure of the efficiency will be developed upon implementation.

7. STRATEGIES TO ACHIEVE THE PERFORMANCE MEASUREMENT TARGETS:

Improving the skills, qualifications, and availability of individuals providing services to children and families.

DECISION ITEM DETAIL

Budget Unit	FY 2023	FY 2023	FY 2024	FY 2024	FY 2025	FY 2025	*****	*****
Decision Item	ACTUAL	ACTUAL	BUDGET	BUDGET	DEPT REQ	DEPT REQ	SECURED	SECURED
Budget Object Class	DOLLAR	FTE	DOLLAR	FTE	DOLLAR	FTE	COLUMN	COLUMN
CHILDREN'S STAFF TRAINING								
Bachelor of Social Work (BSW) - 1886029								
PROFESSIONAL DEVELOPMENT	0	0.00	0	0.00	308,000	0.00	0	0.00
TOTAL - EE	0	0.00	0	0.00	308,000	0.00	0	0.00
GRAND TOTAL	\$0	0.00	\$0	0.00	\$308,000	0.00	\$0	0.00
GENERAL REVENUE	\$0	0.00	\$0	0.00	\$308,000	0.00		0.00
FEDERAL FUNDS	\$0	0.00	\$0	0.00	\$0	0.00		0.00
OTHER FUNDS	\$0	0.00	\$0	0.00	\$0	0.00		0.00

**Core – Children’s Staff
Training – Special
Investigation**

CORE DECISION ITEM

Department: Social Services
 Division: Children's Division
 Core: Children's Staff Training - Special Investigations

Budget Unit: 90094C

HB Section: 11.315

1. CORE FINANCIAL SUMMARY

	FY 2025 Budget Request					FY 2025 Governor's Recommendation			
	GR	Federal	Other	Total		GR	Federal	Other	Total
PS	0	0	0	0	PS	0	0	0	0
EE	0	627,545	0	627,545	EE	0	0	0	0
PSD	0	0	0	0	PSD	0	0	0	0
TRF	0	0	0	0	TRF	0	0	0	0
Total	0	627,545	0	627,545	Total	0	0	0	0
FTE	0.00	0.00	0.00	0.00	FTE	0.00	0.00	0.00	0.00

Est. Fringe	0	0	0	0
--------------------	---	---	---	---

Note: Fringes budgeted in House Bill 5 except for certain fringes budgeted directly to MoDOT, Highway Patrol, and Conservation.

Est. Fringe	0	0	0	0
--------------------	---	---	---	---

Note: Fringes budgeted in House Bill 5 except for certain fringes budgeted directly to MoDOT, Highway Patrol, and Conservation.

Other Funds: N/A

Other Funds:

2. CORE DESCRIPTION

Curriculum development and delivery to support staff specialization in investigations, as well as development of a centralized fatality investigation unit. Training to include topics such as child cursory interviewing skills, conclusion writing skills, identifying/current trends in child abuse/neglect, death scene investigation, report writing skills.

This funding is through a DSS specific ARPA award. Funds have to be obligated by 9/30/2025 and liquidated by 12/29/2025.

3. PROGRAM LISTING (list programs included in this core funding)

Specialized Investigation Skills Training

CORE DECISION ITEM

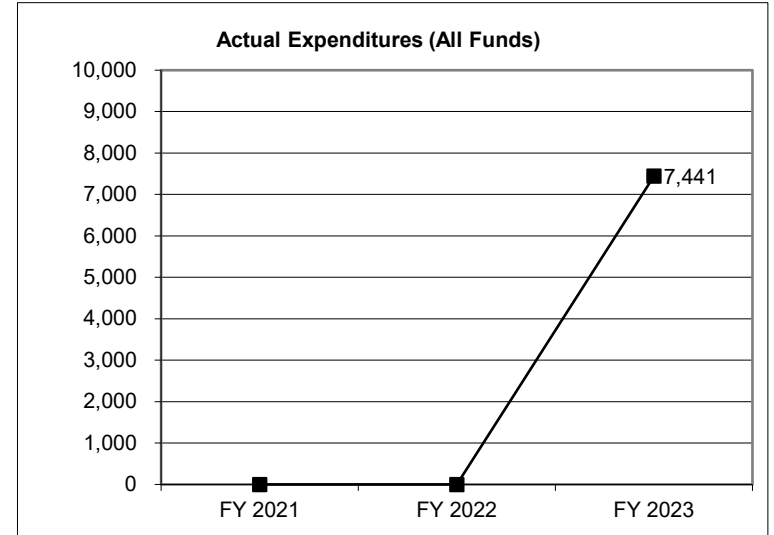
Department: Social Services
Division: Children's Division
Core: Children's Staff Training - Special Investigations

Budget Unit: 90094C

HB Section: 11.315

4. FINANCIAL HISTORY

	FY 2021 Actual	FY 2022 Actual	FY 2023 Actual	FY 2024 Current Yr.
Appropriation (All Funds)	0	650,607	650,607	650,607
Less Reverted (All Funds)	0	0	0	0
Less Restricted* (All Funds)	0	0	0	0
Budget Authority (All Funds)	0	650,607	650,607	650,607
Actual Expenditures (All Funds)	0	0	7,441	N/A
Unexpended (All Funds)	0	650,607	643,166	N/A
Unexpended, by Fund:				
General Revenue	0	0	0	N/A
Federal	0	650,607	643,166	N/A
Other	0	0	0	N/A



Reverted includes statutory reserve amounts (when applicable).

Restricted includes Governor's expenditure restrictions which remained at the end of the fiscal year.

*Current Year restricted amount is as of September 1, 2023.

NOTES:

CORE RECONCILIATION DETAIL

**DEPARTMENT OF SOCIAL SERVICES
CD STAFF TRAINING-SPEC INVEST**

5. CORE RECONCILIATION DETAIL

	Budget Class	FTE	GR	Federal	Other	Total	Explanation
TAFP AFTER VETOES							
	EE	0.00	0	650,607	0	650,607	
	Total	0.00	0	650,607	0	650,607	
DEPARTMENT CORE ADJUSTMENTS							
Core Reduction	829 1939 EE	0.00	0	(23,062)	0	(23,062)	Core reducing approp by amount of expenditures as of September 1, 2023.
NET DEPARTMENT CHANGES		0.00	0	(23,062)	0	(23,062)	
DEPARTMENT CORE REQUEST							
	EE	0.00	0	627,545	0	627,545	
	Total	0.00	0	627,545	0	627,545	
GOVERNOR'S RECOMMENDED CORE							
	EE	0.00	0	627,545	0	627,545	
	Total	0.00	0	627,545	0	627,545	

DECISION ITEM SUMMARY

Budget Unit								
Decision Item	FY 2023	FY 2023	FY 2024	FY 2024	FY 2025	FY 2025	*****	*****
Budget Object Summary	ACTUAL	ACTUAL	BUDGET	BUDGET	DEPT REQ	DEPT REQ	SECURED	SECURED
Fund	DOLLAR	FTE	DOLLAR	FTE	DOLLAR	FTE	COLUMN	COLUMN
CD STAFF TRAINING-SPEC INVEST								
CORE								
EXPENSE & EQUIPMENT								
DSS FEDERAL STIM 2021 FUND	7,441	0.00	650,607	0.00	627,545	0.00	0	0.00
TOTAL - EE	7,441	0.00	650,607	0.00	627,545	0.00	0	0.00
TOTAL	7,441	0.00	650,607	0.00	627,545	0.00	0	0.00
GRAND TOTAL	\$7,441	0.00	\$650,607	0.00	\$627,545	0.00	\$0	0.00

DECISION ITEM DETAIL

Budget Unit	FY 2023	FY 2023	FY 2024	FY 2024	FY 2025	FY 2025	*****	*****
Decision Item	ACTUAL	ACTUAL	BUDGET	BUDGET	DEPT REQ	DEPT REQ	SECURED	SECURED
Budget Object Class	DOLLAR	FTE	DOLLAR	FTE	DOLLAR	FTE	COLUMN	COLUMN
CD STAFF TRAINING-SPEC INVEST								
CORE								
TRAVEL, IN-STATE	1,867	0.00	0	0.00	0	0.00	0	0.00
TRAVEL, OUT-OF-STATE	1,887	0.00	0	0.00	0	0.00	0	0.00
SUPPLIES	25	0.00	0	0.00	0	0.00	0	0.00
PROFESSIONAL DEVELOPMENT	3,662	0.00	0	0.00	0	0.00	0	0.00
PROFESSIONAL SERVICES	0	0.00	650,607	0.00	627,545	0.00	0	0.00
TOTAL - EE	7,441	0.00	650,607	0.00	627,545	0.00	0	0.00
GRAND TOTAL	\$7,441	0.00	\$650,607	0.00	\$627,545	0.00	\$0	0.00
GENERAL REVENUE	\$0	0.00	\$0	0.00	\$0	0.00		0.00
FEDERAL FUNDS	\$7,441	0.00	\$650,607	0.00	\$627,545	0.00		0.00
OTHER FUNDS	\$0	0.00	\$0	0.00	\$0	0.00		0.00

PROGRAM DESCRIPTION

Department: Social Services

HB Section(s): 11.315

Program Name: Children's Staff Training - Special Investigations

Program is found in the following core budget(s): Children's Staff Training - Special Investigations

1a. What strategic priority does this program address?

Improving the skills, qualifications, and availability of individuals providing services to children and families.

1b. What does this program do?

Curriculum development and delivery to support staff specialization in investigations, as well as development of a centralized fatality investigation unit. Training to include topics such as child cursory interviewing skills, conclusion writing skills, identifying/current trends in child abuse/neglect, death scene investigation, report writing skills.

2a. Provide an activity measure(s) for the program.

Number of staff trained

Number of Trainings provided

* This data will not be available until December 2023.

2b. Provide a measure(s) of the program's quality.

Evaluation of Training Offered in Development

2c. Provide a measure(s) of the program's impact.

Outcome Evaluation Measure of Training in Development.

2d. Provide a measure(s) of the program's efficiency.

Process Evaluation Measure of Training in Development.

PROGRAM DESCRIPTION

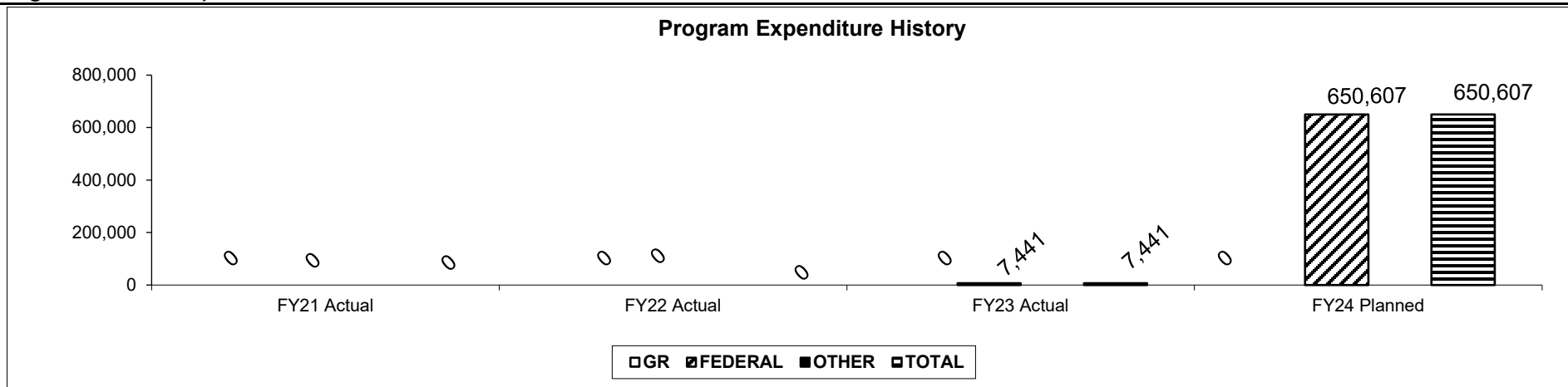
Department: Social Services

HB Section(s): 11.315

Program Name: Children's Staff Training - Special Investigations

Program is found in the following core budget(s): Children's Staff Training - Special Investigations

3. Provide actual expenditures for the prior three fiscal years and planned expenditures for the current fiscal year. (Note: Amounts do not include fringe benefit costs.)



4. What are the sources of the "Other " funds?

N/A

5. What is the authorization for this program, i.e., federal or state statute, etc.? (Include the federal program number, if applicable.)

American Rescue Plan Act of 2021. Title II, Subtitle C, Section 32205 (Public Law 117-2)

6. Are there federal matching requirements? If yes, please explain.

No.

7. Is this a federally mandated program? If yes, please explain.

The federal Child Welfare Act and the federal Child Abuse Prevention and Treatment Act obligate Missouri to care for children who are abused and neglected. Training related to these obligations would be considered mandatory.

**Core – CD
Prevention
Trafficking &
Exploitation**

CORE DECISION ITEM

Department: Social Services
 Division: Children's Division
 Core: CD Prevention - Trafficking & Exploitation

Budget Unit: 90147C
 HB Section: 11.318

1. CORE FINANCIAL SUMMARY

	FY 2025 Budget Request			
	GR	Federal	Other	Total
PS	59,070	34,692	0	93,762
EE	7,053	4,141	0	11,194
PSD	0	0	0	0
TRF	0	0	0	0
Total	66,123	38,833	0	104,956

FTE 0.63 0.37 0.00 1.00

Est. Fringe	31,477	18,487	0	49,964
--------------------	--------	--------	---	--------

Note: Fringes budgeted in House Bill 5 except for certain fringes budgeted directly to MoDOT, Highway Patrol, and Conservation.

Other Funds: N/A

	FY 2025 Governor's Recommendation			
	GR	Federal	Other	Total
PS	0	0	0	0
EE	0	0	0	0
PSD	0	0	0	0
TRF	0	0	0	0
Total	0	0	0	0

FTE 0.00 0.00 0.00 0.00

Est. Fringe	0	0	0	0
--------------------	---	---	---	---

Note: Fringes budgeted in House Bill 5 except for certain fringes budgeted directly to MoDOT, Highway Patrol, and Conservation.

Other Funds:

2. CORE DESCRIPTION

To provide administrative support and to serve the committee to arrange meetings dates and locations, and to collaborate with all council members. The collaborative effort is to identify, assess, and provide comprehensive services for children who are sex trafficking victims, including efforts to coordinate with State law enforcement, juvenile justice, and social service agencies such as runaway and homeless youth shelters to serve this population.

3. PROGRAM LISTING (list programs included in this core funding)

Prevention of Human Trafficking/Child Trafficking

CORE DECISION ITEM

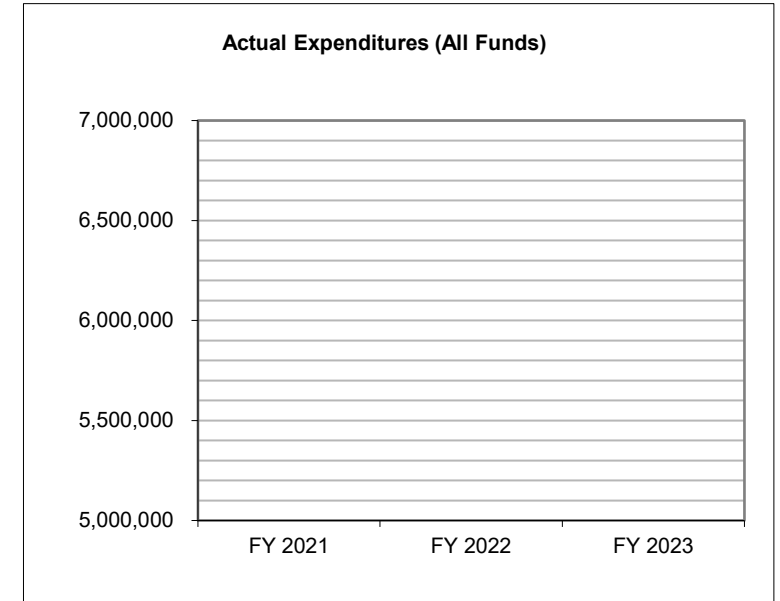
Department: Social Services
Division: Children's Division
Core: CD Prevention - Trafficking & Exploitation

Budget Unit: 90147C

HB Section: 11.318

4. FINANCIAL HISTORY

	FY 2021 Actual	FY 2022 Actual	FY 2023 Actual	FY 2024 Current Yr.
Appropriation (All Funds)	0	0	0	113,783
Less Reverted (All Funds)	0	0	0	(2,150)
Less Restricted* (All Funds)	0	0	0	0
Budget Authority (All Funds)	0	0	0	111,633
Actual Expenditures (All Funds)	0	0	0	N/A
Unexpended (All Funds)	0	0	0	N/A
Unexpended, by Fund:				
General Revenue	0	0	0	N/A
Federal	0	0	0	N/A
Other	0	0	0	N/A
				(1)



Reverted includes statutory reserve amounts (when applicable).

*Current Year restricted amount is as of September 1, 2023.

NOTES:

(1) - FY24 - was previously combined with Prevention of Human Trafficking.

CORE RECONCILIATION DETAIL

**DEPARTMENT OF SOCIAL SERVICES
CD PREV-TRFCKNG & EXPLT**

5. CORE RECONCILIATION DETAIL

	Budget Class	FTE	GR	Federal	Other	Total	Explanation
TAFP AFTER VETOES							
	PS	1.00	59,070	34,692	0	93,762	
	EE	0.00	12,614	7,407	0	20,021	
	Total	1.00	71,684	42,099	0	113,783	
DEPARTMENT CORE ADJUSTMENTS							
1x Expenditures	325 4062	EE	0	(3,266)	0	(3,266)	Core reduction of one-time funding.
1x Expenditures	325 4061	EE	(5,561)	0	0	(5,561)	Core reduction of one-time funding.
	NET DEPARTMENT CHANGES	0.00	(5,561)	(3,266)	0	(8,827)	
DEPARTMENT CORE REQUEST							
	PS	1.00	59,070	34,692	0	93,762	
	EE	0.00	7,053	4,141	0	11,194	
	Total	1.00	66,123	38,833	0	104,956	
GOVERNOR'S RECOMMENDED CORE							
	PS	1.00	59,070	34,692	0	93,762	
	EE	0.00	7,053	4,141	0	11,194	
	Total	1.00	66,123	38,833	0	104,956	

DECISION ITEM SUMMARY

Budget Unit									
Decision Item	FY 2023	FY 2023	FY 2024	FY 2024	FY 2025	FY 2025	*****	*****	
Budget Object Summary	ACTUAL	ACTUAL	BUDGET	BUDGET	DEPT REQ	DEPT REQ	SECURED	SECURED	
Fund	DOLLAR	FTE	DOLLAR	FTE	DOLLAR	FTE	COLUMN	COLUMN	
CD PREV-TRFCKNG & EXPLT									
CORE									
PERSONAL SERVICES									
GENERAL REVENUE	0	0.00	59,070	0.63	59,070	0.63	0	0.00	
DEPT OF SOC SERV FEDERAL & OTH	0	0.00	34,692	0.37	34,692	0.37	0	0.00	
TOTAL - PS	0	0.00	93,762	1.00	93,762	1.00	0	0.00	
EXPENSE & EQUIPMENT									
GENERAL REVENUE	0	0.00	12,614	0.00	7,053	0.00	0	0.00	
DEPT OF SOC SERV FEDERAL & OTH	0	0.00	7,407	0.00	4,141	0.00	0	0.00	
TOTAL - EE	0	0.00	20,021	0.00	11,194	0.00	0	0.00	
TOTAL	0	0.00	113,783	1.00	104,956	1.00	0	0.00	
GRAND TOTAL	\$0	0.00	\$113,783	1.00	\$104,956	1.00	\$0	0.00	

FLEXIBILITY REQUEST FORM

BUDGET UNIT NUMBER: 90147C	DEPARTMENT: Social Services
BUDGET UNIT NAME: CD Prev - Trafficking & Explt	
HOUSE BILL SECTION: 11.318	DIVISION: Children's Division

1. Provide the amount by fund of personal service flexibility and the amount by fund of expense and equipment flexibility you are requesting in dollar and percentage terms and explain why the flexibility is needed. If flexibility is being requested among divisions, provide the amount by fund of flexibility you are requesting in dollar and percentage terms and explain why the flexibility is needed.

DEPARTMENT REQUEST

5% flexibility is requested between Personal Service (PS) approps and Expense & Equipment (EE) approps.

2. Estimate how much flexibility will be used for the budget year. How much flexibility was used in the Prior Year Budget and the Current Year Budget? Please specify the amount.

PRIOR YEAR ACTUAL AMOUNT OF FLEXIBILITY USED	CURRENT YEAR ESTIMATED AMOUNT OF FLEXIBILITY THAT WILL BE USED	BUDGET REQUEST ESTIMATED AMOUNT OF FLEXIBILITY THAT WILL BE USED
N/A	DSS will flex up to 5% between sections.	Up to 5% flexibility will be used.

3. Please explain how flexibility was used in the prior and/or current years.

PRIOR YEAR EXPLAIN ACTUAL USE	CURRENT YEAR EXPLAIN PLANNED USE
N/A	Flexibility would be used to effectively manage resources as needed for FTE or EE expenditures.

DECISION ITEM DETAIL

Budget Unit	FY 2023	FY 2023	FY 2024	FY 2024	FY 2025	FY 2025	*****	*****
Decision Item	ACTUAL	ACTUAL	BUDGET	BUDGET	DEPT REQ	DEPT REQ	SECURED	SECURED
Budget Object Class	DOLLAR	FTE	DOLLAR	FTE	DOLLAR	FTE	COLUMN	COLUMN
CD PREV-TRFCKNG & EXPLT								
CORE								
PROGRAM SPECIALIST	0	0.00	93,762	1.00	93,762	1.00	0	0.00
TOTAL - PS	0	0.00	93,762	1.00	93,762	1.00	0	0.00
HOUSEKEEPING & JANITORIAL SERV	0	0.00	20,021	0.00	11,194	0.00	0	0.00
TOTAL - EE	0	0.00	20,021	0.00	11,194	0.00	0	0.00
GRAND TOTAL	\$0	0.00	\$113,783	1.00	\$104,956	1.00	\$0	0.00
GENERAL REVENUE	\$0	0.00	\$71,684	0.63	\$66,123	0.63		0.00
FEDERAL FUNDS	\$0	0.00	\$42,099	0.37	\$38,833	0.37		0.00
OTHER FUNDS	\$0	0.00	\$0	0.00	\$0	0.00		0.00

PROGRAM DESCRIPTION

Department: Social Services

HB Section(s): 11.318

Program Name: Children's Division Administration

Program is found in the following core budget(s): CD Prevention-Trafficking & Exploitation

1a. What strategic priority does this program address?

Educate social service professionals on how to identify, treat, and respond appropriately to potential victims of human trafficking.

1b. What does this program do?

Human trafficking victims can be of any age, race, ethnicity, sex, gender identity, sexual orientation, nationality, immigration status, cultural background, religion, socio-economic class, and education attainment level. Individuals particularly vulnerable to human trafficking in Missouri to include children in the child welfare system or who have encountered the juvenile justice system; runaway and homeless youth. The types of trafficking are sex trafficking, labor trafficking, sex & labor trafficking, as well as situations where the type of trafficking may be unknown or not specified. Of all social institutions, schools are the best positioned to identify and report suspected trafficking and connect affected students to critical services to save their lives. Everyone who is part of the school community—administrators, school counselors, nurses, other mental health professionals, teachers, bus drivers, maintenance personnel, food service staff, resource officers, and other school community members—has the potential to be an advocate for children who have been exploited. When trafficking does occur, schools and their community partners can work to intervene, bring perpetrators to justice, and offer affected students' evidence-based supports so they can resume their lives and achieve their full potential. By working with these key members CD, through training, can increase the level of awareness to identify possible clues on children who are trafficked; improve skills when responding to possible victims and motivate others in the community to keep Missouri children safe.

Section 210.1500.1 – requires law enforcement to make a report to the Children's Division per 210.115 if there is reasonable cause to suspect the child may be a victim of sex trafficking or severe forms of trafficking as defined under 22 U.S.C. Section 7102. If the Children's Division determines that the report merits an investigation, the reporting official and the children's division shall ensure the immediate safety of the child and coinvestigate the complaint to its conclusion. Law enforcement may take protective custody of the child, if there is reasonable cause to believe that the child is in imminent danger of suffering serious physical harm or a threat to life as a result of abuse or neglect due to sex trafficking or sexual exploitation. (under section 210.125)

This bill creates the "Statewide Council on Sex Trafficking and Sexual Exploitation of Children", which would require the Director of the Children's Division or designee, to participate and DSS to provide administrative support.

The council is responsible for collecting and analyzing data relating to sex trafficking and sexual exploitation of children and to submit a report of the council's activities to the Governor and General Assembly and the Joint Committee on Child Abuse and Neglect. To include recommendations for priority needs and actions, including statutory or regulatory changes relating to the response to sex trafficking and sexual exploitation of children and services for child victims.

The Children's Division would require 1 FTE Program Development Specialists to provide administrative support and to serve as the point for the committee to arrange meetings dates and locations, and to collaborate with all council members to:

- Collect and analyze data relating to sex trafficking and sexual exploitation of children;
- Collect feedback from stakeholders, practitioners, and leadership throughout the state in order to develop best practices and procedures regarding the response to sex trafficking and sexual exploitation of children; and
- Generate and submit a report of the Council's activities to the governor and general assembly and the joint committee on child abuse and neglect including statutory or regulatory changes relating to the response to sex trafficking and sexual exploitation of children and services for child victims.

PROGRAM DESCRIPTION

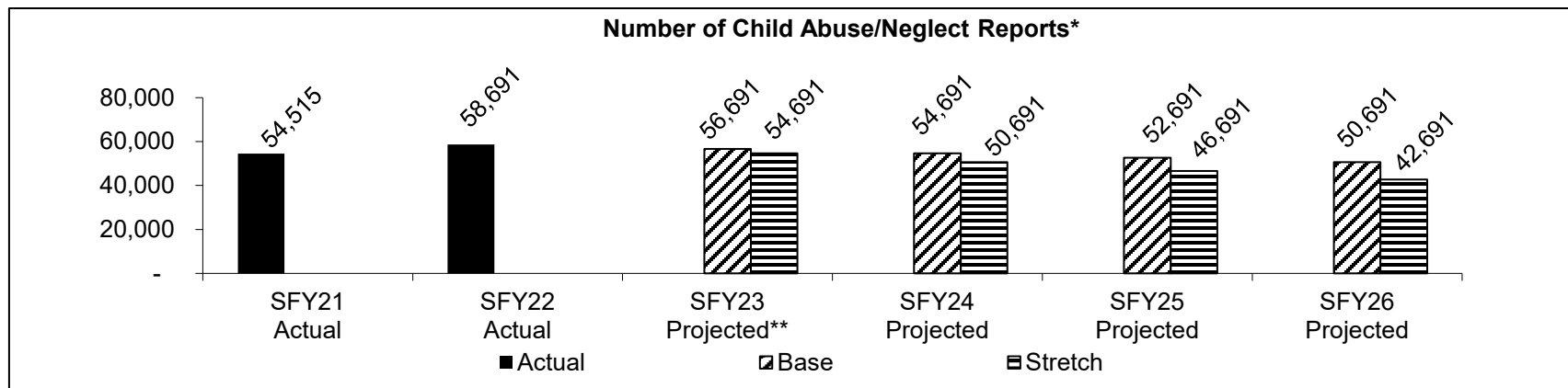
Department: Social Services

HB Section(s): 11.318

Program Name: Children's Division Administration

Program is found in the following core budget(s): CD Prevention-Trafficking & Exploitation

2a. Provide an activity measure(s) for the program.



**Data will be available in December 2023.

2b. Provide a measure(s) of the program's quality.

Number of Human Trafficked Kids and Those Entered Foster Care

*Data not available until next December 2023.

PROGRAM DESCRIPTION

Department: Social Services

HB Section(s): 11.318

Program Name: Children's Division Administration

Program is found in the following core budget(s): CD Prevention-Trafficking & Exploitation

2c. Provide a measure(s) of the program's impact.

Program's impact in Development.

2d. Provide a measure(s) of the program's efficiency.

Program's efficacy in Development.

PROGRAM DESCRIPTION

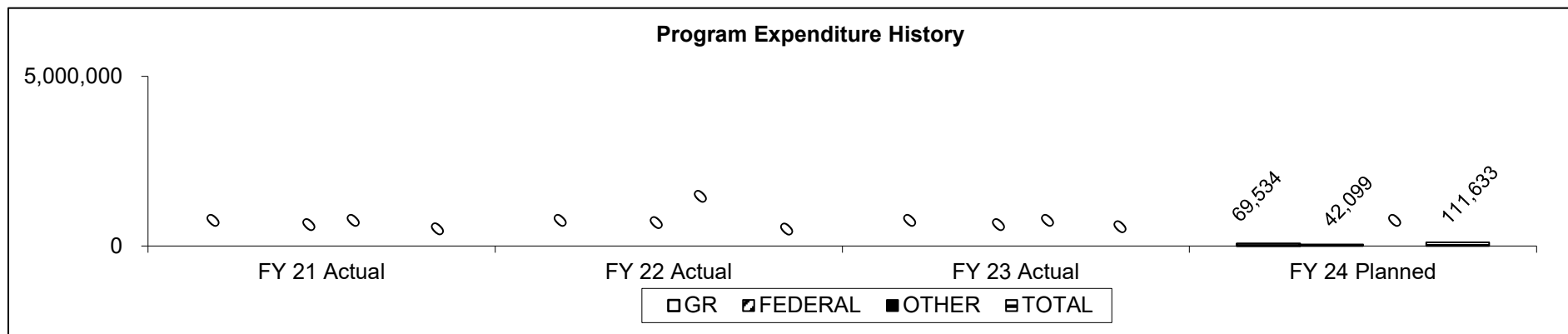
Department: Social Services

HB Section(s): 11.318

Program Name: Children's Division Administration

Program is found in the following core budget(s): CD Prevention-Trafficking & Exploitation

3. Provide actual expenditures for the prior three fiscal years and planned expenditures for the current fiscal year. (Note: Amounts do not include fringe benefit costs.)



Planned FY 2024 expenditures are net of reverted and reserves.

4. What are the sources of the "Other " funds?

N/A

5. What is the authorization for this program, i.e., federal or state statute, etc.? (Include the federal program number, if applicable.)

State Statute(s): Sections 207.010, 207.020, and 208.400, RSMo.; Federal: 42 USC Sections 670 and 5101.

6. Are there federal matching requirements? If yes, please explain.

No.

7. Is this a federally mandated program? If yes, please explain.

The federal Child Welfare Act and the federal Child Abuse Prevention and Treatment Act obligate Missouri to care for children who are abused and neglected.

Core – Prevention of Human Trafficking

CORE DECISION ITEM

Department: Social Services
 Division: Children's Division
 Core: Prevention of Human Trafficking

Budget Unit: 90125C

HB Section: 11.320

1. CORE FINANCIAL SUMMARY

	FY 2025 Budget Request					FY 2025 Governor's Recommendation			
	GR	Federal	Other	Total		GR	Federal	Other	Total
PS	0	0	0	0	PS	0	0	0	0
EE	0	274,937	0	274,937	EE	0	0	0	0
PSD	0	0	0	0	PSD	0	0	0	0
TRF	0	0	0	0	TRF	0	0	0	0
Total	0	274,937	0	274,937	Total	0	0	0	0
FTE	0.00	0.00	0.00	0.00	FTE	0.00	0.00	0.00	0.00

Est. Fringe	0	0	0	0
--------------------	---	---	---	---

Note: Fringes budgeted in House Bill 5 except for certain fringes budgeted directly to MoDOT, Highway Patrol, and Conservation.

Est. Fringe	0	0	0	0
--------------------	---	---	---	---

Note: Fringes budgeted in House Bill 5 except for certain fringes budgeted directly to MoDOT, Highway Patrol, and Conservation.

Other Funds: N/A

Other Funds:

2. CORE DESCRIPTION

Training child protective services workers on identifying, assessing, and providing comprehensive services for children who are sex trafficking victims, including efforts to coordinate with State law enforcement, juvenile justice, and social service agencies such as runaway and homeless youth shelters to serve this population.

This funding is through a DSS specific ARPA award. Funds have to be obligated by 9/30/2025 and liquidated by 12/29/2025.

3. PROGRAM LISTING (list programs included in this core funding)

Prevention of Human Trafficking/Child Trafficking

CORE DECISION ITEM

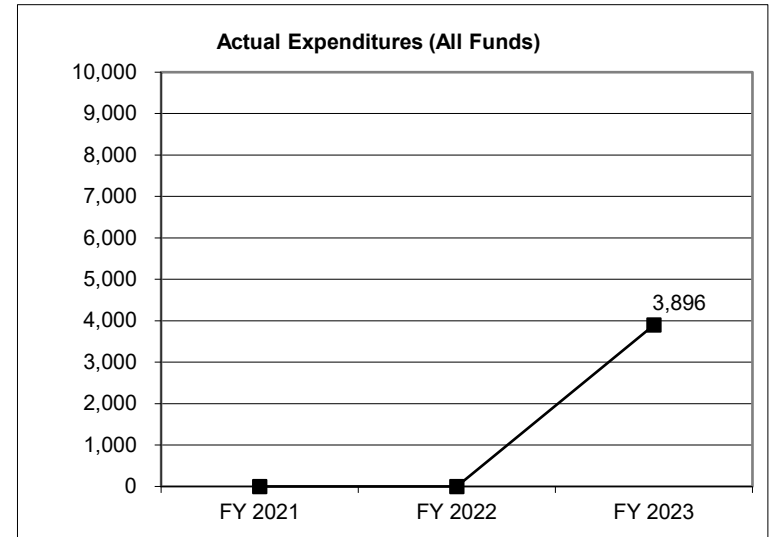
Department: Social Services
Division: Children's Division
Core: Prevention of Human Trafficking

Budget Unit: 90125C

HB Section: 11.320

4. FINANCIAL HISTORY

	FY 2021 Actual	FY 2022 Actual	FY 2023 Actual	FY 2024 Current Yr.
Appropriation (All Funds)	0	278,833	278,833	278,833
Less Reverted (All Funds)	0	0	0	0
Less Restricted* (All Funds)	0	0	0	0
Budget Authority (All Funds)	0	278,833	278,833	278,833
Actual Expenditures (All Funds)	0	0	3,896	N/A
Unexpended (All Funds)	0	278,833	274,937	N/A
Unexpended, by Fund:				
General Revenue	0	0	0	N/A
Federal	0	278,833	274,937	N/A
Other	0	0	0	N/A
		(1)		



Reverted includes statutory reserve amounts (when applicable).

Restricted includes Governor's expenditure restrictions which remained at the end of the fiscal year.

*Current Year restricted amount is as of September 1, 2023.

NOTES:

(1) FY22 - New Appropriation

CORE DECISION ITEM

Department: Social Services
 Division: Children's Division
 Core: Prevention of Human Trafficking - Grants

Budget Unit: 90126C
 HB Section: 11.320

1. CORE FINANCIAL SUMMARY

	FY 2025 Budget Request					FY 2025 Governor's Recommendation			
	GR	Federal	Other	Total		GR	Federal	Other	Total
PS	0	0	0	0	PS	0	0	0	0
EE	150,000	0	0	150,000	EE	0	0	0	0
PSD	0	0	0	0	PSD	0	0	0	0
TRF	0	0	0	0	TRF	0	0	0	0
Total	150,000	0	0	150,000	Total	0	0	0	0
FTE	0.00	0.00	0.00	0.00	FTE	0.00	0.00	0.00	0.00

Est. Fringe	0	0	0	0
--------------------	---	---	---	---

Note: Fringes budgeted in House Bill 5 except for certain fringes budgeted directly to MoDOT, Highway Patrol, and Conservation.

Est. Fringe	0	0	0	0
--------------------	---	---	---	---

Note: Fringes budgeted in House Bill 5 except for certain fringes budgeted directly to MoDOT, Highway Patrol, and Conservation.

Other Funds: N/A

Other Funds:

2. CORE DESCRIPTION

Training child protective services workers on identifying, assessing, and providing comprehensive services for children who are sex trafficking victims, including efforts to coordinate with State law enforcement, juvenile justice, and social service agencies such as runaway and homeless youth shelters to serve this population.

This funding is through a DSS specific ARPA award. Funds have to be obligated by 9/30/2025 and liquidated by 12/29/2025.

3. PROGRAM LISTING (list programs included in this core funding)

Prevention of Human Trafficking/Child Trafficking

CORE DECISION ITEM

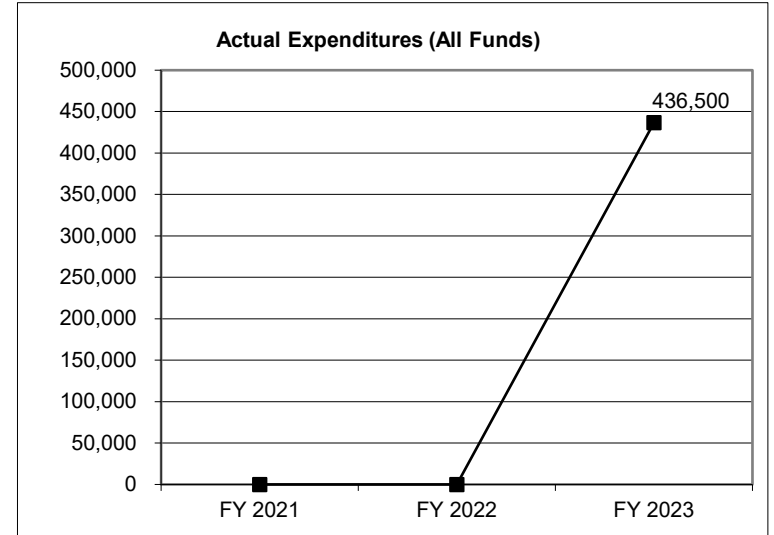
Department: Social Services
Division: Children's Division
Core: Prevention of Human Trafficking - Grants

Budget Unit: 90126C

HB Section: 11.320

4. FINANCIAL HISTORY

	FY 2021 Actual	FY 2022 Actual	FY 2023 Actual	FY 2024 Current Yr.
Appropriation (All Funds)	0	0	450,000	150,000
Less Reverted (All Funds)	0	0	(13,500)	(4,500)
Less Restricted* (All Funds)	0	0	0	0
Budget Authority (All Funds)	0	0	436,500	145,500
Actual Expenditures (All Funds)	0	0	436,500	N/A
Unexpended (All Funds)	0	0	0	N/A
Unexpended, by Fund:				
General Revenue	0	0	0	N/A
Federal	0	0	0	N/A
Other	0	0	0	N/A
				(1)



Reverted includes statutory reserve amounts (when applicable).

Restricted includes Governor's expenditure restrictions which remained at the end of the fiscal year.

*Current Year restricted amount is as of September 1, 2023.

NOTES:

(1) FY24 - GR decrease (\$450,000) due to being separated out from Prevention of Human Trafficking into it's own core.

CORE RECONCILIATION DETAIL

**DEPARTMENT OF SOCIAL SERVICES
PREVENTION OF HUMAN TRAFFICKING**

5. CORE RECONCILIATION DETAIL

	Budget Class	FTE	GR	Federal	Other	Total	Explanation
TAFP AFTER VETOES							
	EE	0.00	0	278,833	0	278,833	
	Total	0.00	0	278,833	0	278,833	
DEPARTMENT CORE ADJUSTMENTS							
Core Reduction	830 1943	EE	0.00	0	(3,896)	0	(3,896) Core reducing approp by amount of expenditures as of September 1, 2023.
NET DEPARTMENT CHANGES			0.00	0	(3,896)	0	(3,896)
DEPARTMENT CORE REQUEST							
	EE	0.00	0	274,937	0	274,937	
	Total	0.00	0	274,937	0	274,937	
GOVERNOR'S RECOMMENDED CORE							
	EE	0.00	0	274,937	0	274,937	
	Total	0.00	0	274,937	0	274,937	

CORE RECONCILIATION DETAIL

**DEPARTMENT OF SOCIAL SERVICES
PREV OF HUMAN TRAFFCKNG-GRANTS**

5. CORE RECONCILIATION DETAIL

	Budget Class	FTE	GR	Federal	Other	Total	Explanation
TAFP AFTER VETOES	EE	0.00	150,000	0	0	150,000	
	Total	0.00	150,000	0	0	150,000	
DEPARTMENT CORE REQUEST	EE	0.00	150,000	0	0	150,000	
	Total	0.00	150,000	0	0	150,000	
GOVERNOR'S RECOMMENDED CORE	EE	0.00	150,000	0	0	150,000	
	Total	0.00	150,000	0	0	150,000	

DECISION ITEM SUMMARY

Budget Unit									
Decision Item	FY 2023	FY 2023	FY 2024	FY 2024	FY 2025	FY 2025	*****	*****	
Budget Object Summary	ACTUAL	ACTUAL	BUDGET	BUDGET	DEPT REQ	DEPT REQ	SECURED	SECURED	
Fund	DOLLAR	FTE	DOLLAR	FTE	DOLLAR	FTE	COLUMN	COLUMN	
PREVENTION OF HUMAN TRAFFICKNG									
CORE									
EXPENSE & EQUIPMENT									
DSS FEDERAL STIM 2021 FUND	3,896	0.00	278,833	0.00	274,937	0.00	0	0.00	
TOTAL - EE	3,896	0.00	278,833	0.00	274,937	0.00	0	0.00	
TOTAL	3,896	0.00	278,833	0.00	274,937	0.00	0	0.00	
GRAND TOTAL	\$3,896	0.00	\$278,833	0.00	\$274,937	0.00	\$0	0.00	

DECISION ITEM SUMMARY

Budget Unit								
Decision Item	FY 2023	FY 2023	FY 2024	FY 2024	FY 2025	FY 2025	*****	*****
Budget Object Summary	ACTUAL	ACTUAL	BUDGET	BUDGET	DEPT REQ	DEPT REQ	SECURED	SECURED
Fund	DOLLAR	FTE	DOLLAR	FTE	DOLLAR	FTE	COLUMN	COLUMN
PREV OF HUMAN TRAFFCKNG-GRANTS								
CORE								
EXPENSE & EQUIPMENT								
GENERAL REVENUE	0	0.00	150,000	0.00	150,000	0.00	0	0.00
TOTAL - EE	0	0.00	150,000	0.00	150,000	0.00	0	0.00
PROGRAM-SPECIFIC								
GENERAL REVENUE	436,500	0.00	0	0.00	0	0.00	0	0.00
TOTAL - PD	436,500	0.00	0	0.00	0	0.00	0	0.00
TOTAL	436,500	0.00	150,000	0.00	150,000	0.00	0	0.00
GRAND TOTAL	\$436,500	0.00	\$150,000	0.00	\$150,000	0.00	\$0	0.00

DECISION ITEM DETAIL

Budget Unit	FY 2023	FY 2023	FY 2024	FY 2024	FY 2025	FY 2025	*****	*****
Decision Item	ACTUAL	ACTUAL	BUDGET	BUDGET	DEPT REQ	DEPT REQ	SECURED	SECURED
Budget Object Class	DOLLAR	FTE	DOLLAR	FTE	DOLLAR	FTE	COLUMN	COLUMN
PREVENTION OF HUMAN TRAFFICKNG								
CORE								
TRAVEL, IN-STATE	609	0.00	0	0.00	0	0.00	0	0.00
PROFESSIONAL SERVICES	3,287	0.00	278,833	0.00	274,937	0.00	0	0.00
TOTAL - EE	3,896	0.00	278,833	0.00	274,937	0.00	0	0.00
GRAND TOTAL	\$3,896	0.00	\$278,833	0.00	\$274,937	0.00	\$0	0.00
GENERAL REVENUE	\$0	0.00	\$0	0.00	\$0	0.00		0.00
FEDERAL FUNDS	\$3,896	0.00	\$278,833	0.00	\$274,937	0.00		0.00
OTHER FUNDS	\$0	0.00	\$0	0.00	\$0	0.00		0.00

DECISION ITEM DETAIL

Budget Unit	FY 2023	FY 2023	FY 2024	FY 2024	FY 2025	FY 2025	*****	*****
Decision Item	ACTUAL	ACTUAL	BUDGET	BUDGET	DEPT REQ	DEPT REQ	SECURED	SECURED
Budget Object Class	DOLLAR	FTE	DOLLAR	FTE	DOLLAR	FTE	COLUMN	COLUMN
PREV OF HUMAN TRAFFCKNG-GRANTS								
CORE								
PROFESSIONAL SERVICES	0	0.00	150,000	0.00	150,000	0.00	0	0.00
TOTAL - EE	0	0.00	150,000	0.00	150,000	0.00	0	0.00
PROGRAM DISTRIBUTIONS	436,500	0.00	0	0.00	0	0.00	0	0.00
TOTAL - PD	436,500	0.00	0	0.00	0	0.00	0	0.00
GRAND TOTAL	\$436,500	0.00	\$150,000	0.00	\$150,000	0.00	\$0	0.00
GENERAL REVENUE	\$436,500	0.00	\$150,000	0.00	\$150,000	0.00		0.00
FEDERAL FUNDS	\$0	0.00	\$0	0.00	\$0	0.00		0.00
OTHER FUNDS	\$0	0.00	\$0	0.00	\$0	0.00		0.00

PROGRAM DESCRIPTION

Department: Social Services

HB Section(s): 11.320

Program Name: Prevention of Human Trafficking

Program is found in the following core budget(s): Prevention of Human Trafficking

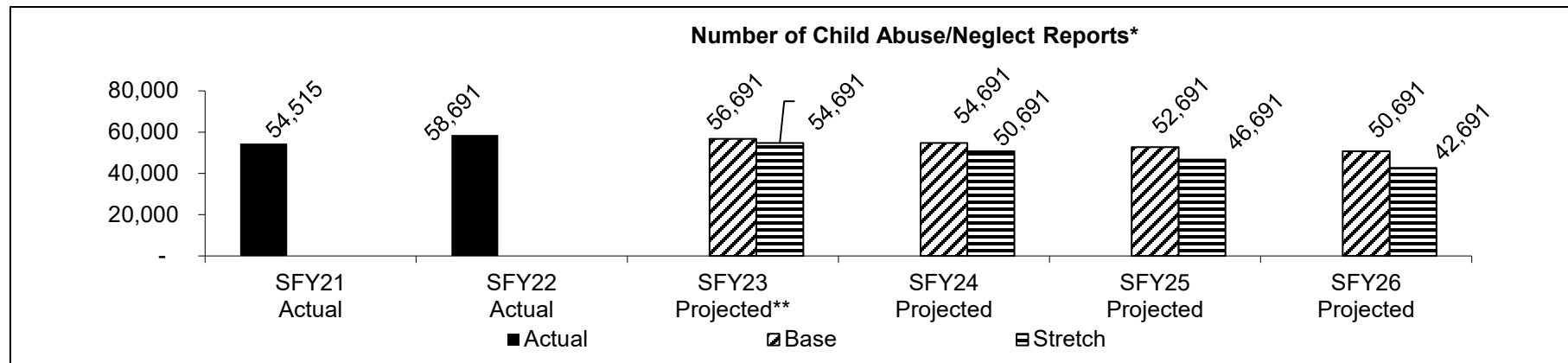
1a. What strategic priority does this program address?

Educate social service professionals on how to identify, treat, and respond appropriately to potential victims of human trafficking.

1b. What does this program do?

The purpose of this program is to develop, expand, or strengthen training programs for victims of human trafficking. Human trafficking victims can be of any age, race, ethnicity, sex, gender identity, sexual orientation, nationality, immigration status, cultural background, religion, socio-economic class, and education attainment level. Individuals particularly vulnerable to human trafficking in Missouri to include children in the child welfare system or who have encountered the juvenile justice system; runaway and homeless youth. The types of trafficking are sex trafficking, labor trafficking, sex & labor trafficking, as well as situations where the type of trafficking may be unknown or not specified. By bringing awareness and resources to CD staff and children in CD custody, through training, can improve skills when responding to possible victims and ensure successful outcomes for survivors of human trafficking.

2a. Provide an activity measure(s) for the program.



*Number of reports for child trafficking from the total Number of reported incidents and children by conclusion

**Data will be available in December 2023.

2b. Provide a measure(s) of the program's quality.

This measure will be updated in December 2023.

PROGRAM DESCRIPTION

Department: Social Services

HB Section(s): 11.320

Program Name: Prevention of Human Trafficking

Program is found in the following core budget(s): Prevention of Human Trafficking

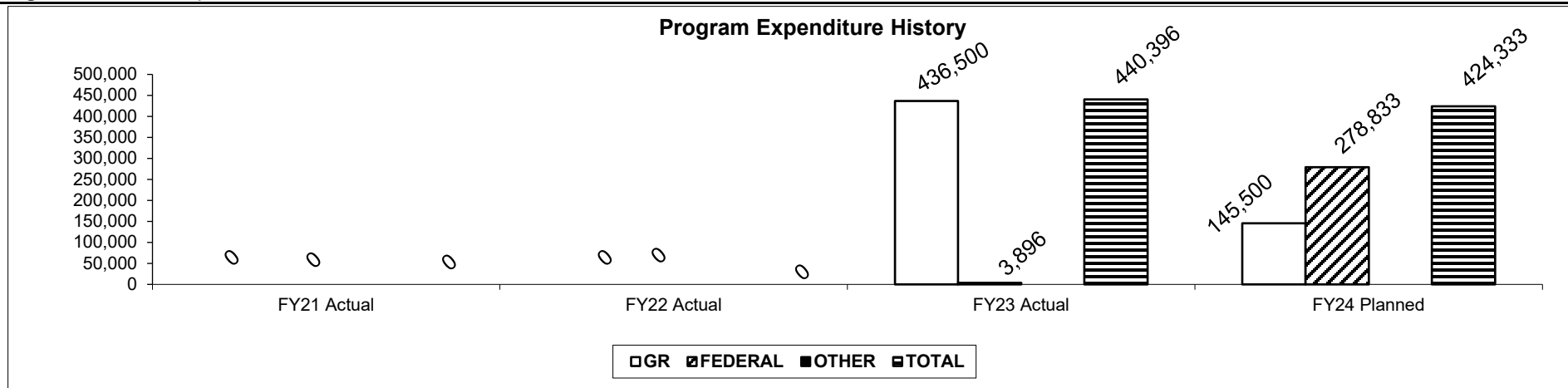
2c. Provide a measure(s) of the program's impact.

This measure will be updated in December 2023.

2d. Provide a measure(s) of the program's efficiency.

This measure will be updated in December 2023.

3. Provide actual expenditures for the prior three fiscal years and planned expenditures for the current fiscal year. (Note: Amounts do not include fringe benefit costs.)



Planned FY 2024 expenditures are net of reverted and reserved.

4. What are the sources of the "Other " funds?

N/A

5. What is the authorization for this program, i.e., federal or state statute, etc.? (Include the federal program number, if applicable.)

American Rescue Plan Act of 2021. Title II, Subtitle C, Section 32205 (Public Law 117-2)

6. Are there federal matching requirements? If yes, please explain.

No.

7. Is this a federally mandated program? If yes, please explain.

The federal Child Welfare Act and the federal Child Abuse Prevention and Treatment Act obligate Missouri to care for children who are abused and neglected. Training related to these obligations would be considered mandatory.

Core – Brief Strategic Family Therapy

CORE DECISION ITEM

Department: Social Services
 Division: Children's Division
 Core: Brief Strategic Family Therapy

Budget Unit: 90088C

HB Section: 11.325

1. CORE FINANCIAL SUMMARY

	FY 2025 Budget Request					FY 2025 Governor's Recommendation			
	GR	Federal	Other	Total		GR	Federal	Other	Total
PS	0	0	0	0	PS	0	0	0	0
EE	0	0	0	0	EE	0	0	0	0
PSD	1,037,787	1,037,787	0	2,075,574	PSD	0	0	0	0
TRF	0	0	0	0	TRF	0	0	0	0
Total	1,037,787	1,037,787	0	2,075,574	Total	0	0	0	0
FTE	0.00	0.00	0.00	0.00	FTE	0.00	0.00	0.00	0.00

Est. Fringe	0	0	0	0
--------------------	---	---	---	---

Note: Fringes budgeted in House Bill 5 except for certain fringes budgeted directly to MoDOT, Highway Patrol, and Conservation.

Est. Fringe	0	0	0	0
--------------------	---	---	---	---

Note: Fringes budgeted in House Bill 5 except for certain fringes budgeted directly to MoDOT, Highway Patrol, and Conservation.

Other Funds: N/A

Other Funds:

2. CORE DESCRIPTION

Understanding, identifying, and developing specific plan to change patterns to improve youth's behavior. These services are utilized as prevention for entry into foster care through Family First Prevention Services Act.

3. PROGRAM LISTING (list programs included in this core funding)

Brief Strategic Family Therapy

CORE DECISION ITEM

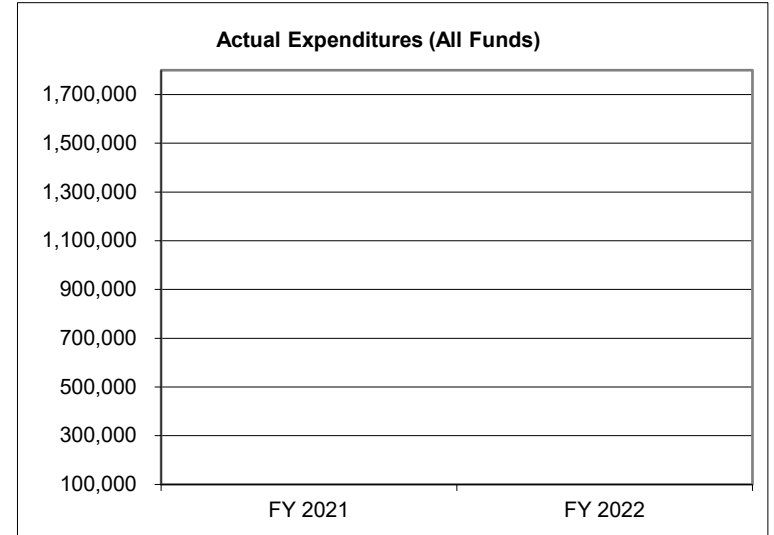
Department: Social Services
Division: Children's Division
Core: Brief Strategic Family Therapy

Budget Unit: 90088C

HB Section: 11.325

4. FINANCIAL HISTORY

	FY 2021 Actual	FY 2022 Actual	FY 2023 Actual	FY 2024 Current Yr.
Appropriation (All Funds)	0	0	2,563,330	2,075,574
Less Reverted (All Funds)	0	0	(31,134)	(31,134)
Less Restricted* (All Funds)	0	0	0	0
Budget Authority (All Funds)	0	0	2,532,196	2,044,440
Actual Expenditures (All Funds)	0	0	0	N/A
Unexpended (All Funds)	0	0	2,532,196	N/A
Unexpended, by Fund:				
General Revenue	0	0	1,006,653	N/A
Federal	0	0	1,525,543	N/A
Other	0	0	0	N/A
			(1)	



Reverted includes statutory reserve amounts (when applicable).

Restricted includes Governor's expenditure restrictions which remained at the end of the fiscal year.

*Current Year restricted amount is as of September 1, 2023.

NOTES:

(1) - FY23 - No contract awarded. CD is continuing to work towards implementing a contract for FY24.

CORE RECONCILIATION DETAIL

**DEPARTMENT OF SOCIAL SERVICES
BRIEF STRATEGIC FAM THRPY**

5. CORE RECONCILIATION DETAIL

	Budget Class	FTE	GR	Federal	Other	Total	Explanation
TAFP AFTER VETOES	PD	0.00	1,037,787	1,037,787	0	2,075,574	
	Total	0.00	1,037,787	1,037,787	0	2,075,574	
DEPARTMENT CORE REQUEST	PD	0.00	1,037,787	1,037,787	0	2,075,574	
	Total	0.00	1,037,787	1,037,787	0	2,075,574	
GOVERNOR'S RECOMMENDED CORE	PD	0.00	1,037,787	1,037,787	0	2,075,574	
	Total	0.00	1,037,787	1,037,787	0	2,075,574	

CORE DECISION ITEM

Department: Social Services
 Division: Children's Division
 Core: Parent Child Interaction Therapy

Budget Unit: 90089C

HB Section: 11.325

1. CORE FINANCIAL SUMMARY

	FY 2025 Budget Request					FY 2025 Governor's Recommendation			
	GR	Federal	Other	Total		GR	Federal	Other	Total
PS	0	0	0	0	PS	0	0	0	0
EE	0	0	0	0	EE	0	0	0	0
PSD	995,630	995,630	0	1,991,260	PSD	0	0	0	0
TRF	0	0	0	0	TRF	0	0	0	0
Total	995,630	995,630	0	1,991,260	Total	0	0	0	0
FTE	0.00	0.00	0.00	0.00	FTE	0.00	0.00	0.00	0.00

Est. Fringe	0	0	0	0
--------------------	---	---	---	---

Note: Fringes budgeted in House Bill 5 except for certain fringes budgeted directly to MoDOT, Highway Patrol, and Conservation.

Est. Fringe	0	0	0	0
--------------------	---	---	---	---

Note: Fringes budgeted in House Bill 5 except for certain fringes budgeted directly to MoDOT, Highway Patrol, and Conservation.

Other Funds: N/A

Other Funds:

2. CORE DESCRIPTION

Understanding, identifying, and developing specific plan to change patterns to improve youth's behavior. These services are utilized as prevention for entry into foster care through Family First Prevention Services Act.

3. PROGRAM LISTING (list programs included in this core funding)

Parent Child Interaction Therapy

CORE DECISION ITEM

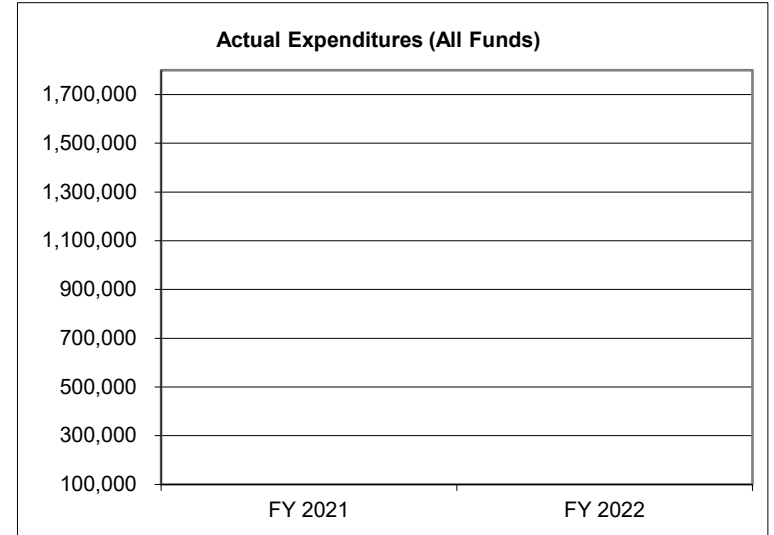
Department: Social Services
Division: Children's Division
Core: Parent Child Interaction Therapy

Budget Unit: 90089C

HB Section: 11.325

4. FINANCIAL HISTORY

	FY 2021 Actual	FY 2022 Actual	FY 2023 Actual	FY 2024 Current Yr.
Appropriation (All Funds)	0	0	2,339,175	1,991,260
Less Reverted (All Funds)	0	0	(29,869)	(29,869)
Less Restricted* (All Funds)	0	0	0	0
Budget Authority (All Funds)	0	0	2,309,306	1,961,391
Actual Expenditures (All Funds)	0	0	0	N/A
Unexpended (All Funds)	0	0	2,309,306	N/A
Unexpended, by Fund:				
General Revenue	0	0	965,761	N/A
Federal	0	0	1,343,545	N/A
Other	0	0	0	N/A
			(1)	



Reverted includes statutory reserve amounts (when applicable).

Restricted includes Governor's expenditure restrictions which remained at the end of the fiscal year.

*Current Year restricted amount is as of September 1, 2023.

NOTES:

(1) - FY23 - No contract awarded. CD is continuing to work towards implementing a contract for FY24.

CORE RECONCILIATION DETAIL

**DEPARTMENT OF SOCIAL SERVICES
PARENT-CHILD INTRCT THERAPY**

5. CORE RECONCILIATION DETAIL

	Budget Class	FTE	GR	Federal	Other	Total	Explanation
TAFP AFTER VETOES	PD	0.00	995,630	995,630	0	1,991,260	
	Total	0.00	995,630	995,630	0	1,991,260	
DEPARTMENT CORE REQUEST	PD	0.00	995,630	995,630	0	1,991,260	
	Total	0.00	995,630	995,630	0	1,991,260	
GOVERNOR'S RECOMMENDED CORE	PD	0.00	995,630	995,630	0	1,991,260	
	Total	0.00	995,630	995,630	0	1,991,260	

DECISION ITEM SUMMARY

Budget Unit								
Decision Item	FY 2023	FY 2023	FY 2024	FY 2024	FY 2025	FY 2025	*****	*****
Budget Object Summary	ACTUAL	ACTUAL	BUDGET	BUDGET	DEPT REQ	DEPT REQ	SECURED	SECURED
Fund	DOLLAR	FTE	DOLLAR	FTE	DOLLAR	FTE	COLUMN	COLUMN
BRIEF STRATEGIC FAM THRPY								
CORE								
PROGRAM-SPECIFIC								
GENERAL REVENUE	0	0.00	1,037,787	0.00	1,037,787	0.00	0	0.00
DEPT OF SOC SERV FEDERAL & OTH	0	0.00	1,037,787	0.00	1,037,787	0.00	0	0.00
TOTAL - PD	0	0.00	2,075,574	0.00	2,075,574	0.00	0	0.00
TOTAL	0	0.00	2,075,574	0.00	2,075,574	0.00	0	0.00
GRAND TOTAL	\$0	0.00	\$2,075,574	0.00	\$2,075,574	0.00	\$0	0.00

DECISION ITEM SUMMARY

Budget Unit								
Decision Item	FY 2023	FY 2023	FY 2024	FY 2024	FY 2025	FY 2025	*****	*****
Budget Object Summary	ACTUAL	ACTUAL	BUDGET	BUDGET	DEPT REQ	DEPT REQ	SECURED	SECURED
Fund	DOLLAR	FTE	DOLLAR	FTE	DOLLAR	FTE	COLUMN	COLUMN
PARENT-CHILD INTRCT THERAPY								
CORE								
PROGRAM-SPECIFIC								
GENERAL REVENUE	0	0.00	995,630	0.00	995,630	0.00	0	0.00
DEPT OF SOC SERV FEDERAL & OTH	0	0.00	995,630	0.00	995,630	0.00	0	0.00
TOTAL - PD	0	0.00	1,991,260	0.00	1,991,260	0.00	0	0.00
TOTAL	0	0.00	1,991,260	0.00	1,991,260	0.00	0	0.00
GRAND TOTAL	\$0	0.00	\$1,991,260	0.00	\$1,991,260	0.00	\$0	0.00

DECISION ITEM DETAIL

Budget Unit	FY 2023	FY 2023	FY 2024	FY 2024	FY 2025	FY 2025	*****	*****
Decision Item	ACTUAL	ACTUAL	BUDGET	BUDGET	DEPT REQ	DEPT REQ	SECURED	SECURED
Budget Object Class	DOLLAR	FTE	DOLLAR	FTE	DOLLAR	FTE	COLUMN	COLUMN
BRIEF STRATEGIC FAM THRPY								
CORE								
PROGRAM DISTRIBUTIONS	0	0.00	2,075,574	0.00	2,075,574	0.00	0	0.00
TOTAL - PD	0	0.00	2,075,574	0.00	2,075,574	0.00	0	0.00
GRAND TOTAL	\$0	0.00	\$2,075,574	0.00	\$2,075,574	0.00	\$0	0.00
GENERAL REVENUE	\$0	0.00	\$1,037,787	0.00	\$1,037,787	0.00		0.00
FEDERAL FUNDS	\$0	0.00	\$1,037,787	0.00	\$1,037,787	0.00		0.00
OTHER FUNDS	\$0	0.00	\$0	0.00	\$0	0.00		0.00

DECISION ITEM DETAIL

Budget Unit	FY 2023	FY 2023	FY 2024	FY 2024	FY 2025	FY 2025	*****	*****
Decision Item	ACTUAL	ACTUAL	BUDGET	BUDGET	DEPT REQ	DEPT REQ	SECURED	SECURED
Budget Object Class	DOLLAR	FTE	DOLLAR	FTE	DOLLAR	FTE	COLUMN	COLUMN
PARENT-CHILD INTRCT THERAPY								
CORE								
PROGRAM DISTRIBUTIONS	0	0.00	1,991,260	0.00	1,991,260	0.00	0	0.00
TOTAL - PD	0	0.00	1,991,260	0.00	1,991,260	0.00	0	0.00
GRAND TOTAL	\$0	0.00	\$1,991,260	0.00	\$1,991,260	0.00	\$0	0.00
GENERAL REVENUE	\$0	0.00	\$995,630	0.00	\$995,630	0.00		0.00
FEDERAL FUNDS	\$0	0.00	\$995,630	0.00	\$995,630	0.00		0.00
OTHER FUNDS	\$0	0.00	\$0	0.00	\$0	0.00		0.00

PROGRAM DESCRIPTION

Department: Social Services

HB Section(s): 11.325

Program Name: BSFT & PCIT

Program is found in the following core budget(s): Brief Strategic Family Therapy & Parent Child Interaction Therapy

1a. What strategic priority does this program address?

Understanding, identifying, and developing specific plan to change patterns to improve youth's behavior.

1b. What does this program do?

Brief Strategic Family Therapy (BSFT) is a brief intervention used to treat adolescent drug use that occurs with other problem behaviors. These co-occurring problem behaviors include conduct problems at home and at school, oppositional behavior, delinquency, associating with antisocial peers, aggressive and violent behavior, and risky sexual behavior. BSFT is based on three basic principles: First, BSFT is a family systems approach. Second, patterns of interaction in the family influence the behavior of each family member. The role of the BSFT counselor is to identify the patterns of family interaction that are associated with the adolescent's behavior problems. Third, plan interventions that carefully target and provide practical ways to change those patterns of interaction that are directly linked to the adolescent's drug use and other problem behaviors.

Parent-child interaction therapy (PCIT) - is a dyadic behavioral intervention for children (ages 2.0 –7.0 years) and their parents or caregivers that focuses on decreasing externalizing child behavior problems (e.g., defiance, aggression), increasing child social skills and cooperation, and improving the parent-child attachment relationship. It teaches parents traditional play-therapy skills to use as social reinforcers of positive child behavior and traditional behavior management skills to decrease negative child behavior. Parents are taught and practice these skills with their child in a playroom while coached by a therapist. The coaching provides parents with immediate feedback on their use of the new parenting skills, which enables them to apply the skills correctly and master them rapidly. PCIT is time-unlimited. Families remain in treatment until parents have demonstrated mastery of the treatment skills and rate their child's behavior as within normal limits on a standardized measure of child behavior. Treatment length varies, but averages approximately 14 weeks of hour-long weekly sessions.

PROGRAM DESCRIPTION

Department: Social Services
Program Name: BSFT & PCIT

HB Section(s): 11.325

Program is found in the following core budget(s): Brief Strategic Family Therapy & Parent Child Interaction Therapy

2a. Provide an activity measure(s) for the program.

Measure under development.

2b. Provide a measure(s) of the program's quality.

Measure under development.

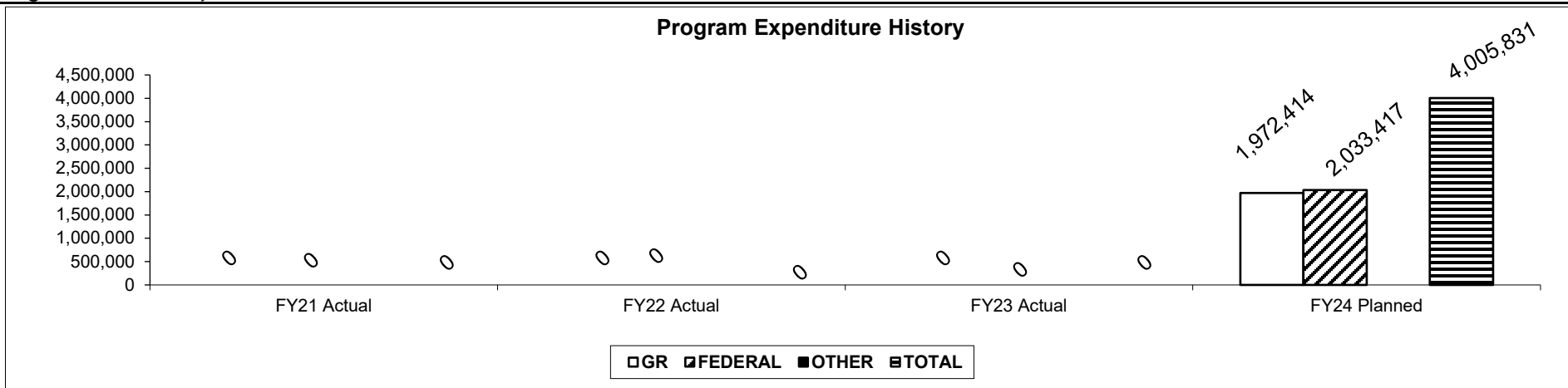
2c. Provide a measure(s) of the program's impact.

Measure under development.

2d. Provide a measure(s) of the program's efficiency.

Measure under development.

3. Provide actual expenditures for the prior three fiscal years and planned expenditures for the current fiscal year. (Note: Amounts do not include fringe benefit costs.)



Planned FY 2024 expenditures are net of reverted and reserved.

PROGRAM DESCRIPTION

Department: Social Services

HB Section(s): 11.325

Program Name: BSFT & PCIT

Program is found in the following core budget(s): Brief Strategic Family Therapy & Parent Child Interaction Therapy

4. What are the sources of the "Other " funds?

N/A

5. What is the authorization for this program, i.e., federal or state statute, etc.? (Include the federal program number, if applicable.)

Public Law (P.L.) 116-94, Further Consolidated Appropriations Act, 2020; the Family First Prevention Services Act (FFPSA) within Division E, Title VII of the Bipartisan Budget Act of 2018 (P.L. 115-123); Sections 421, 423, and 1130 of the Social Security Act.

6. Are there federal matching requirements? If yes, please explain.

Expenditures on behalf of eligible IV-E children and youth are reimbursable at the IV-E program rate, which is the FMAP (Federal Medical Assistance Percentage). The FMAP fluctuates annually based on state and national economic and population data, but generally the state matching requirement is around 35% and the federal match is around 65%.

7. Is this a federally mandated program? If yes, please explain.

The mechanism to utilize transition funding for states to move towards implementation is not mandatory; however, the changes set forth in P.L. 115-123 are. Additionally, The federal Child Welfare Act and the federal Child Abuse Prevention and Treatment Act obligate Missouri to care for children who have been abused and neglected.

Core – Birth Match Implementation

CORE DECISION ITEM

Department: Social Services
 Division: Children's Division
 Core: Birth Match

Budget Unit: 90091C

HB Section: 11.325

1. CORE FINANCIAL SUMMARY

	FY 2025 Budget Request			
	GR	Federal	Other	Total
PS	0	0	0	0
EE	0	0	0	0
PSD	0	0	0	0
TRF	0	0	0	0
Total	0	0	0	0
FTE	0.00	0.00	0.00	0.00

	FY 2025 Governor's Recommendation			
	GR	Federal	Other	Total
PS	0	0	0	0
EE	0	0	0	0
PSD	0	0	0	0
TRF	0	0	0	0
Total	0	0	0	0
FTE	0.00	0.00	0.00	0.00

Est. Fringe	0	0	0	0
--------------------	---	---	---	---

Note: Fringes budgeted in House Bill 5 except for certain fringes budgeted directly to MoDOT, Highway Patrol, and Conservation.

Est. Fringe	0	0	0	0
--------------------	---	---	---	---

Note: Fringes budgeted in House Bill 5 except for certain fringes budgeted directly to MoDOT, Highway Patrol, and Conservation.

Other Funds: N/A

Other Funds:

2. CORE DESCRIPTION

House Bills 429 (2021) and 432 (2021) establish the Birth Match Program, which orders data sharing between the Department of Social Services, Health and Senior Services, and the courts to compare birth reports with reports of parents who have been convicted of certain crimes or have a termination of parental rights in order to ensure the safety of the child and provide services, if needed.

FY25 Budget Request is included in the Children's Treatment Services Core.

3. PROGRAM LISTING (list programs included in this core funding)

Birth Match

CORE DECISION ITEM

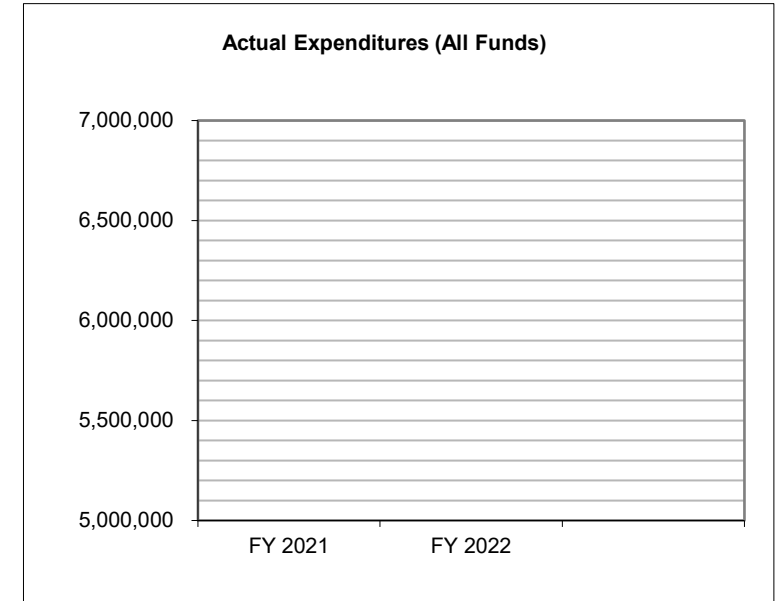
Department: Social Services
Division: Children's Division
Core: Birth Match

Budget Unit: 90091C

HB Section: 11.325

4. FINANCIAL HISTORY

	FY 2021 Actual	FY 2022 Actual	FY 2023 Actual	FY 2024 Current Yr.
Appropriation (All Funds)	0	0	558,065	558,065
Less Reverted (All Funds)	0	0	0	0
Less Restricted* (All Funds)	0	0	0	0
Budget Authority (All Funds)	0	0	558,065	558,065
Actual Expenditures (All Funds)	0	0	0	N/A
Unexpended (All Funds)	0	0	558,065	N/A
Unexpended, by Fund:				
General Revenue	0	0	0	N/A
Federal	0	0	558,065	N/A
Other	0	0	0	N/A
			(1)	



Reverted includes statutory reserve amounts (when applicable).

Restricted includes Governor's expenditure restrictions which remained at the end of the fiscal year.

*Current Year restricted amount is as of September 1, 2023.

NOTES:

(1) This is a new appropriation for FY23.

CORE RECONCILIATION DETAIL

**DEPARTMENT OF SOCIAL SERVICES
BIRTH MATCH PROGRAM**

5. CORE RECONCILIATION DETAIL

	Budget Class	FTE	GR	Federal	Other	Total	Explanation
TAFP AFTER VETOES							
	PD	0.00	0	558,065	0	558,065	
	Total	0.00	0	558,065	0	558,065	
DEPARTMENT CORE ADJUSTMENTS							
Core Reallocation	533 1457 PD	0.00	0	(558,065)	0	(558,065)	Core reallocation to Children's Treatment Services HB 11.330.
NET DEPARTMENT CHANGES		0.00	0	(558,065)	0	(558,065)	
DEPARTMENT CORE REQUEST							
	PD	0.00	0	0	0	0	
	Total	0.00	0	0	0	0	
GOVERNOR'S RECOMMENDED CORE							
	PD	0.00	0	0	0	0	
	Total	0.00	0	0	0	0	

DECISION ITEM SUMMARY

Budget Unit									
Decision Item	FY 2023	FY 2023	FY 2024	FY 2024	FY 2025	FY 2025	*****	*****	
Budget Object Summary	ACTUAL	ACTUAL	BUDGET	BUDGET	DEPT REQ	DEPT REQ	SECURED	SECURED	
Fund	DOLLAR	FTE	DOLLAR	FTE	DOLLAR	FTE	COLUMN	COLUMN	
BIRTH MATCH PROGRAM									
CORE									
PROGRAM-SPECIFIC									
TEMP ASSIST NEEDY FAM FEDERAL	0	0.00	558,065	0.00	0	0.00	0	0.00	
TOTAL - PD	0	0.00	558,065	0.00	0	0.00	0	0.00	
TOTAL	0	0.00	558,065	0.00	0	0.00	0	0.00	
GRAND TOTAL	\$0	0.00	\$558,065	0.00	\$0	0.00	\$0	0.00	

DECISION ITEM DETAIL

Budget Unit	FY 2023	FY 2023	FY 2024	FY 2024	FY 2025	FY 2025	*****	*****
Decision Item	ACTUAL	ACTUAL	BUDGET	BUDGET	DEPT REQ	DEPT REQ	SECURED	SECURED
Budget Object Class	DOLLAR	FTE	DOLLAR	FTE	DOLLAR	FTE	COLUMN	COLUMN
BIRTH MATCH PROGRAM								
CORE								
PROGRAM DISTRIBUTIONS	0	0.00	558,065	0.00	0	0.00	0	0.00
TOTAL - PD	0	0.00	558,065	0.00	0	0.00	0	0.00
GRAND TOTAL	\$0	0.00	\$558,065	0.00	\$0	0.00	\$0	0.00
GENERAL REVENUE	\$0	0.00	\$0	0.00	\$0	0.00		0.00
FEDERAL FUNDS	\$0	0.00	\$558,065	0.00	\$0	0.00		0.00
OTHER FUNDS	\$0	0.00	\$0	0.00	\$0	0.00		0.00

PROGRAM DESCRIPTION

Department: Social Services

HB Section(s): 11.325

Program Name: Children's Division

Program is found in the following core budget(s): Birth Match

1a. What strategic priority does this program address?

Protecting infants that are at high risk from abuse and/or neglect.

1b. What does this program do?

House Bills 429 (2021) and 432 (2021) establish the Birth Match Program, which orders data sharing between the Department of Social Services, Health and Senior Services (DHSS), and the courts to compare birth reports with reports of parents who have been convicted of certain crimes or have a termination of parental rights in order to ensure the safety of the child and provide services, if needed.

2a. Provide an activity measure(s) for the program.

DHSS vital Statistics sends information containing certain information from the newborn's birth certificate; Children's Division completes a search in their system of record, Family & Children Electronic System (FACES), to verify it is a match.

Birth Match reports are completed as a Newborn Crisis Assessment (NCA).

Since August 28, 2021 through June 30, 2023, the Children's Division has received 144 Birth match reports.

Of the 144 reports, 78 already had a NCA report or referral called in by a medical professional at birth.

There was 66 reports that did not have an initial NCA or referral. Of those 66 reports, 63 had no concerns for the safety of the child/ren and only 3 reports had a case opened through the Children's Division due to safety concerns.

PROGRAM DESCRIPTION

Department: Social Services

HB Section(s): 11.325

Program Name: Children's Division

Program is found in the following core budget(s): Birth Match

2b. Provide a measure(s) of the program's quality.

Number of FCS cases opened based on Birth Match criteria based NCA.

Number of cases referred to IIS based on Birth Match criteria based NCA.

Number of cases identified through Birth Match that were referred to Home Visiting.

Note: Home Visiting and IIS are voluntary and agreed upon by the parent so every case is not going to need/want Home Visiting and IIS.

*These measures will not available until December 2023.

2c. Provide a measure(s) of the program's impact.

Number of subsequent reports on any child identified through Birth Match criteria after twelve months.

Number of children that were identified through Birth Match criteria that were removed from the home.

*These measures will not available until December 2023.

2d. Provide a measure(s) of the program's efficiency.

Amount of time elapsed between child's birth and CANHU alerting the NCA to the

Initial contact with the Birth Match identified child was made per CD policy.

*These measures will not available until December 2023.

PROGRAM DESCRIPTION

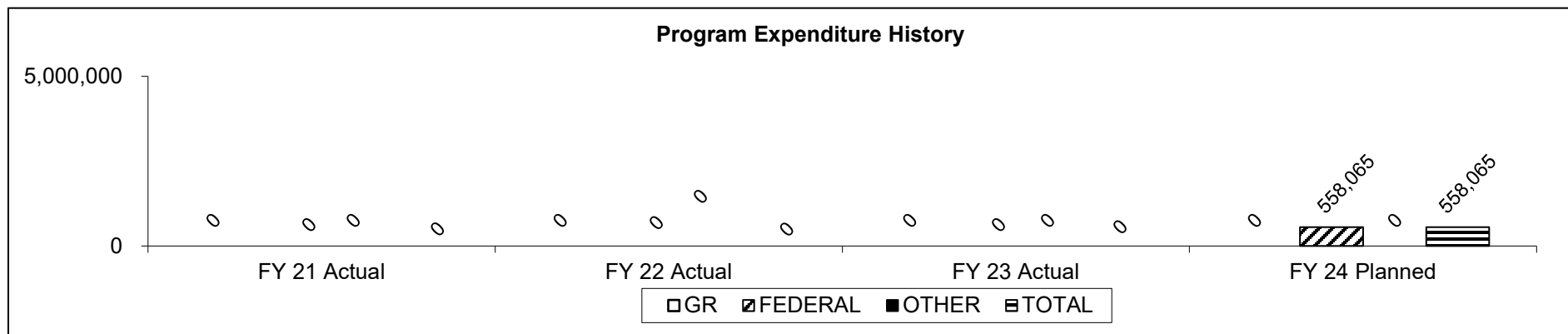
Department: Social Services

HB Section(s): 11.325

Program Name: Children's Division

Program is found in the following core budget(s): Birth Match

3. Provide actual expenditures for the prior three fiscal years and planned expenditures for the current fiscal year. (Note: Amounts do not include fringe benefit costs.)



Planned FY 2024 expenditures are net of reverted and reserves.

4. What are the sources of the "Other " funds?

N/A

5. What is the authorization for this program, i.e., federal or state statute, etc.? (Include the federal program number, if applicable.)

House Bills 429 and 432 established section 210.156 RSMo,

6. Are there federal matching requirements? If yes, please explain.

N/A

7. Is this a federally mandated program? If yes, please explain.

The federal Child Welfare Act and the federal Child Abuse Prevention and Treatment Act obligate Missouri to care for children who are abused and neglected. Prevention legislation related to these obligations would be considered mandatory.

Core – Children's Treatment Services

CORE DECISION ITEM

Department: Social Services
 Division: Children's Division
 Core: Children's Treatment Services

Budget Unit: 90185C
 HB Section: 11.330

1. CORE FINANCIAL SUMMARY

	FY 2025 Budget Request			
	GR	Federal	Other	Total
PS	0	0	0	0
EE	98,715	111,028	0	209,743
PSD	15,169,321	11,091,533	0	26,260,854
TRF	0	0	0	0
Total	15,268,036	11,202,561	0	26,470,597
FTE	0.00	0.00	0.00	0.00

	FY 2025 Governor's Recommendation			
	GR	Federal	Other	Total
PS	0	0	0	0
EE	0	0	0	0
PSD	0	0	0	0
TRF	0	0	0	0
Total	0	0	0	0
FTE	0.00	0.00	0.00	0.00

Est. Fringe	0	0	0	0
--------------------	---	---	---	---

Note: Fringes budgeted in House Bill 5 except for certain fringes budgeted directly to MoDOT, Highway Patrol, and Conservation.

Est. Fringe	0	0	0	0
--------------------	---	---	---	---

Note: Fringes budgeted in House Bill 5 except for certain fringes budgeted directly to MoDOT, Highway Patrol, and Conservation.

Other Funds: N/A

Other Funds:

2. CORE DESCRIPTION

Children's Treatment Services are provided to keep children from entering alternative care, and to return children safely to their homes. This appropriation provides services for families and children to prevent and treat child abuse and neglect (CA/N). These services are administered by third party providers which include but are not limited to: psychological testing and mental health assessments; counseling and therapy; parent aide and education services; intensive in-home services (family preservation) and intensive family reunification services; service delivery and resource coordination; and mentoring.

3. PROGRAM LISTING (list programs included in this core funding)

Children's Treatment Services
 Birth Match
 Kinship Navigator

CORE DECISION ITEM

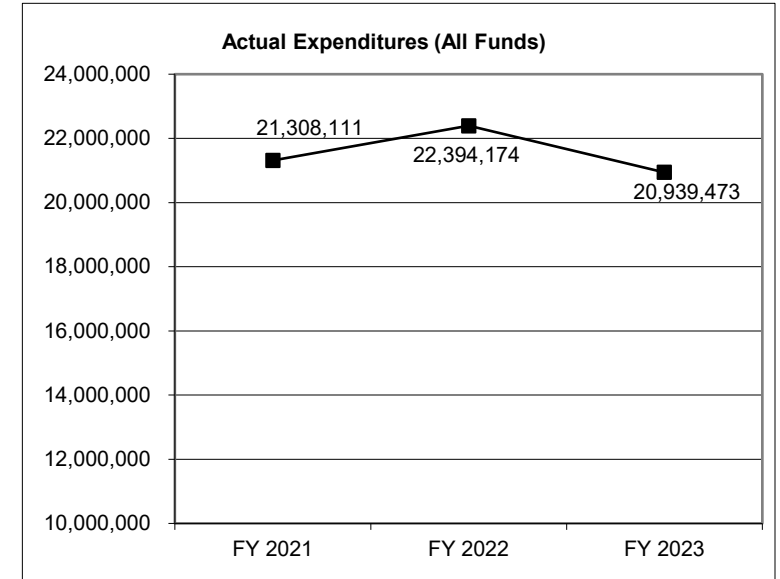
Department: Social Services
Division: Children's Division
Core: Children's Treatment Services

Budget Unit: 90185C

HB Section: 11.330

4. FINANCIAL HISTORY

	FY 2021 Actual	FY 2022 Actual	FY 2023 Actual	FY 2024 Current Yr.
Appropriation (All Funds)	22,070,556	22,599,900	22,819,900	25,540,214
Less Reverted (All Funds)	0	(1,500)	(369,832)	(458,041)
Less Restricted (All Funds)				
Budget Authority (All Funds)	22,070,556	22,598,400	22,450,068	25,082,173
Actual Expenditures (All Funds)	21,308,111	22,394,174	20,939,473	N/A
Unexpended (All Funds)	762,445	204,226	1,510,595	N/A
Unexpended, by Fund:				
General Revenue	199,793	204,225	138,807	N/A
Federal	562,652	0	1,371,788	N/A
Other	0	0	0	N/A
	(1)			(2)



Reverted includes statutory reserve amounts (when applicable).

Restricted includes Governor's expenditure restrictions which remained at the end of the fiscal year.

*Current Year restricted amount is as of September 1, 2023.

NOTES:

(1) FY21 - There was a core reduction of \$355,710 GR due to projected lapse.

(2) FY24 - Appropriation includes a Residential Rate increase of \$2,940,314.

CORE RECONCILIATION DETAIL

**DEPARTMENT OF SOCIAL SERVICES
CHILDREN'S TREATMENT SERVICES**

5. CORE RECONCILIATION DETAIL

	Budget Class	FTE	GR	Federal	Other	Total	Explanation
TAFP AFTER VETOES							
	EE	0.00	98,715	111,028	0	209,743	
	PD	0.00	15,169,321	10,161,150	0	25,330,471	
	Total	0.00	15,268,036	10,272,178	0	25,540,214	
DEPARTMENT CORE ADJUSTMENTS							
Core Reallocation	527 9318 PD	0.00	0	372,318	0	372,318	Core reallocation from Kinship Navigator HB 11.380.
Core Reallocation	532 1611 PD	0.00	0	558,065	0	558,065	Core reallocation from Birth Match Program HB 11.325.
NET DEPARTMENT CHANGES		0.00	0	930,383	0	930,383	
DEPARTMENT CORE REQUEST							
	EE	0.00	98,715	111,028	0	209,743	
	PD	0.00	15,169,321	11,091,533	0	26,260,854	
	Total	0.00	15,268,036	11,202,561	0	26,470,597	
GOVERNOR'S RECOMMENDED CORE							
	EE	0.00	98,715	111,028	0	209,743	
	PD	0.00	15,169,321	11,091,533	0	26,260,854	
	Total	0.00	15,268,036	11,202,561	0	26,470,597	

DECISION ITEM SUMMARY

Budget Unit									
Decision Item	FY 2023	FY 2023	FY 2024	FY 2024	FY 2025	FY 2025	*****	*****	
Budget Object Summary	ACTUAL	ACTUAL	BUDGET	BUDGET	DEPT REQ	DEPT REQ	SECURED	SECURED	
Fund	DOLLAR	FTE	DOLLAR	FTE	DOLLAR	FTE	COLUMN	COLUMN	
CHILDREN'S TREATMENT SERVICES									
CORE									
EXPENSE & EQUIPMENT									
GENERAL REVENUE	85,799	0.00	98,715	0.00	98,715	0.00	0	0.00	
TEMP ASSIST NEEDY FAM FEDERAL	2,304	0.00	61,028	0.00	61,028	0.00	0	0.00	
DEPT OF SOC SERV FEDERAL & OTH	52,673	0.00	50,000	0.00	50,000	0.00	0	0.00	
TOTAL - EE	140,776	0.00	209,743	0.00	209,743	0.00	0	0.00	
PROGRAM-SPECIFIC									
GENERAL REVENUE	11,953,284	0.00	15,169,321	0.00	15,169,321	0.00	0	0.00	
TITLE XIX-FEDERAL AND OTHER	50,000	0.00	50,000	0.00	50,000	0.00	0	0.00	
TEMP ASSIST NEEDY FAM FEDERAL	422,471	0.00	364,258	0.00	922,323	0.00	0	0.00	
DEPT OF SOC SERV FEDERAL & OTH	8,372,942	0.00	9,746,892	0.00	10,119,210	0.00	0	0.00	
TOTAL - PD	20,798,697	0.00	25,330,471	0.00	26,260,854	0.00	0	0.00	
TOTAL	20,939,473	0.00	25,540,214	0.00	26,470,597	0.00	0	0.00	
GRAND TOTAL	\$20,939,473	0.00	\$25,540,214	0.00	\$26,470,597	0.00	\$0	0.00	

FLEXIBILITY REQUEST FORM

BUDGET UNIT NUMBER: 90185C	DEPARTMENT: Social Services
BUDGET UNIT NAME: Children's Treatment Services	DIVISION: Children's Division
HOUSE BILL SECTION: 11.330	

1. Provide the amount by fund of personal service flexibility and the amount by fund of expense and equipment flexibility you are requesting in dollar and percentage terms and explain why the flexibility is needed. If flexibility is being requested among divisions, provide the amount by fund of flexibility you are requesting in dollar and percentage terms and explain why the flexibility is needed.

DEPARTMENT REQUEST

10% flexibility is requested between the following sections: 11.075 (DLS Permanency Attorneys), 11.330 (Children's Treatment Services), 11.335 (Foster Care), 11.340 (Foster Care Maintenance), 11.355 (Residential Treatment), 11.375 (Adoption Subsidy), 11.375 (Guardianship Subsidy), 11.380 (Foster Care and Adoption savings), and 11.385 (Independent and Transitional Living).

2. Estimate how much flexibility will be used for the budget year. How much flexibility was used in the Prior Year Budget and the Current Year Budget? Please specify the amount.

PRIOR YEAR ACTUAL AMOUNT OF FLEXIBILITY USED	CURRENT YEAR ESTIMATED AMOUNT OF FLEXIBILITY THAT WILL BE USED	BUDGET REQUEST ESTIMATED AMOUNT OF FLEXIBILITY THAT WILL BE USED
\$8,000	DSS will flex up to 10% between sections.	Up to 10% flexibility will be used.

3. Please explain how flexibility was used in the prior and/or current years.

PRIOR YEAR EXPLAIN ACTUAL USE	CURRENT YEAR EXPLAIN PLANNED USE
Flexed from Children's Treatment Services into Foster Care Transportation to cover FACES payroll expenditures.	Flexibility allows for CD to move authority between program sections to ensure payroll obligations are met and services continue to be provided without disruption or delay. Flex allows CD to shift authority to sections where there is need. The DLS Permanency section pays for non-reoccurring legal fees which pass through FACES payroll. Expenditures are based on the placement and needs of the children who come into CD custody. This flexibility will allow CD to adjust to the needs of the children who come into care.

DECISION ITEM DETAIL

Budget Unit	FY 2023	FY 2023	FY 2024	FY 2024	FY 2025	FY 2025	*****	*****
Decision Item	ACTUAL	ACTUAL	BUDGET	BUDGET	DEPT REQ	DEPT REQ	SECURED	SECURED
Budget Object Class	DOLLAR	FTE	DOLLAR	FTE	DOLLAR	FTE	COLUMN	COLUMN
CHILDREN'S TREATMENT SERVICES								
CORE								
PROFESSIONAL SERVICES	140,776	0.00	209,743	0.00	209,743	0.00	0	0.00
TOTAL - EE	140,776	0.00	209,743	0.00	209,743	0.00	0	0.00
PROGRAM DISTRIBUTIONS	20,798,697	0.00	25,330,471	0.00	26,260,854	0.00	0	0.00
TOTAL - PD	20,798,697	0.00	25,330,471	0.00	26,260,854	0.00	0	0.00
GRAND TOTAL	\$20,939,473	0.00	\$25,540,214	0.00	\$26,470,597	0.00	\$0	0.00
GENERAL REVENUE	\$12,039,083	0.00	\$15,268,036	0.00	\$15,268,036	0.00		0.00
FEDERAL FUNDS	\$8,900,390	0.00	\$10,272,178	0.00	\$11,202,561	0.00		0.00
OTHER FUNDS	\$0	0.00	\$0	0.00	\$0	0.00		0.00

PROGRAM DESCRIPTION

Department: Social Services

HB Section(s): 11.330

Program Name: Children's Treatment Services

Program is found in the following core budget(s): Children's Treatment Services

1a. What strategic priority does this program address?

Protecting children from abuse/neglect.

1b. What does this program do?

The Children's Division Children's Treatment Services (CTS) program provides services designed to assist children and families with reducing risks to child safety, and improving family functions. Services include traditional therapeutic psychological testing, assessments and counseling, crisis intervention, emergency medical examinations for allegation of CA/N, transportation, juvenile court diversion, intensive in-home services, and intensive family reunification services. Each area of service is described in greater detail below.

"Traditional" CTS Services

Services are provided to families with children identified as abused or neglected, or at risk of abuse or neglect, to prevent injury to the children and to reduce the risk of abuse/neglect. Because of the multitude of challenges experienced by these families, it is necessary to have a variety of services available. Services provided through CTS contracts are intended to prevent further incidents of child abuse and neglect by strengthening families through services delivered, to divert children from foster care, and to assist families in having their children returned to their homes. The services described below are available on a statewide basis. MO HealthNet funding is used in lieu of CTS when the child or family is MO HealthNet eligible and the service is covered by Medicaid.

CTS Services include:

- Mental Health Assessment – Assessment services to identify the treatment needs of the child or family for the purpose of assisting the Division to develop and implement a treatment plan
- Behavioral Health Services – Services required to meet the child's additional needs which require additional units outside of MO HealthNet coverage
- Crisis Intervention Services – Services for a child to alleviate or diffuse a situation of immediate crisis
- Day Treatment – Therapeutic treatment programs to serve emotionally disturbed, developmentally disadvantaged, and abused or neglected children, and to provide therapy for members of the child's family
- Drug Testing – Specimen collection, evaluation and reporting of drug testing panels administered to clientele of the Division
- Family Therapy – Intensive family therapy treatment services to families at the contractor's facility or in the home of the family
- Group Therapy – Guidance and instruction provided through therapeutic interaction between the contractor and a group consisting of two or more individuals
- Individual Therapy – Therapy in the form of guidance and instruction
- Parent aide – Placement of a trained parent aide in the home of a family as part of the family/child's case treatment plan. The aide assists the parent(s) in developing parenting and homemaking skills
- Parent Education and Training Program – The contractor provides an instructional program in the form of appropriate parenting techniques for a group consisting of three or more individuals. The programs are competency based, to demonstrate appropriate parenting techniques

PROGRAM DESCRIPTION

Department: Social Services

HB Section(s): 11.330

Program Name: Children's Treatment Services

Program is found in the following core budget(s): Children's Treatment Services

- Psychological Testing – Testing services which shall include: the administration and interpretation of an individual battery of test; the submission of a written report stating the result of the tests; and a recommendation for treatment
- Respite Care – The provision of 24 hour per day placement services for children who are living outside their own homes and who need short term placement
- Service Delivery Coordination – Identifying and accessing community resources on behalf of a specific child or family
- Speech Therapy – Services for children who have speech, language or hearing impairments. Services may be provided by a licensed speech language therapist or by a provisionally licensed speech therapist working with supervision from a licensed speech language therapist
- Vision Therapy – Provides an individualized, supervised, treatment program designed to correct visual-motor and/or perceptual cognitive deficiencies
- Domestic Violence Batterer's Intervention Program – This intervention program is intended to help clients modify behavior patterns and break the cycle of violence by learning new skills around power and control, and accountability and communication
- Nursing Services – Provides professional nursing care for assigned pediatric clients in a home care environment
- Personal Assistance (Behavioral and Medical) – Provides services that assist with any activity of daily living (ADL) or instrumental activity of daily living (IADL)
- Pervasive Developmental Services Coordinator – Provides assistance with treatment plan development, consultation, environmental manipulation and training clients with developmental disabilities whose maladaptive behaviors are significantly disrupting their progress toward a successful family environment
- Substance Abuse Treatment Services – Includes thorough client assessments and client specific treatment interventions designed to address alcoholism, drug dependence, and addiction
- Transportation - transportation services clients to and from visits, schools, medical appointment, counseling sessions, etc.
- Transportation Behavioral - transportation of children who are danger to themselves or others

PROGRAM DESCRIPTION

Department: Social Services

HB Section(s): 11.330

Program Name: Children's Treatment Services

Program is found in the following core budget(s): Children's Treatment Services

Crisis Intervention Funds

These funds allow the Children's Division (CD) to address the critical financial and resource needs of families served. The funds are utilized for families being investigated for child abuse/neglect who are receiving CD services. The service is accessed only when other resources to alleviate the crisis have been fully explored. Eligible services include home repair, child safety items, health-related purchases, employment/school supplies, household items, rent/mortgage arrears, and transportation.

Emergency Medical Exams Related to CA/N

The Division pays for medical examinations related to child abuse investigations when other payment resources (e.g. Medicaid, private insurance, direct payment by parents) are not available.

Juvenile Court Diversion

This service allows the Juvenile Court to provide services to youth who come to their attention without placing the youth in the custody of CD. The services are aimed at diverting the children from CD custody.

Intensive In-Home Services and Intensive Family Reunification Services

Intensive In-Home Services (IIS) is a short-term, intensive, home-based crisis intervention program that offers families in crisis the possibility of remaining safely together and averting the out-of-home placement of children. Families that have a child or children at imminent risk of removal from the home due to neglect, abuse, family violence, mental illness, emotional disturbance, juvenile status offense, and juvenile delinquency are offered IIS. The IIS program combines skill-based intervention with maximum flexibility so that services are available to families in their home or other natural settings according to their unique needs. Among other services, family members may receive individual and family counseling, parenting education, child development training, household maintenance education, nutritional training, job readiness training, and referral to other community resources. Services provided are focused upon assisting in crisis management and restoring the family to an acceptable level of functioning.

Intensive Family Reunification Services (IFRS) are intensive, short-term, home-based interventions provided to reunite children in out-of-home care with the child's identified family. The purpose of IFRS is to improve the family's functioning, teach skills to enable family members meet the needs of the family's children, and gain support within the family's community to enable families to be safely reunified. This intervention is approximately 60-90 days in duration, and staff are available to the family 24 hours a day, seven days a week, in order to ensure that children transition successfully back to their homes and communities.

IIS and IFRS are available statewide for the benefit of all Missouri families.

PROGRAM DESCRIPTION

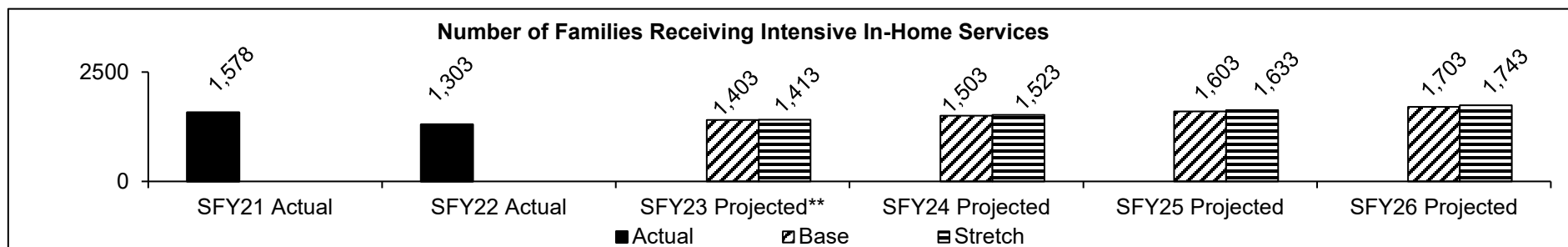
Department: Social Services

HB Section(s): 11.330

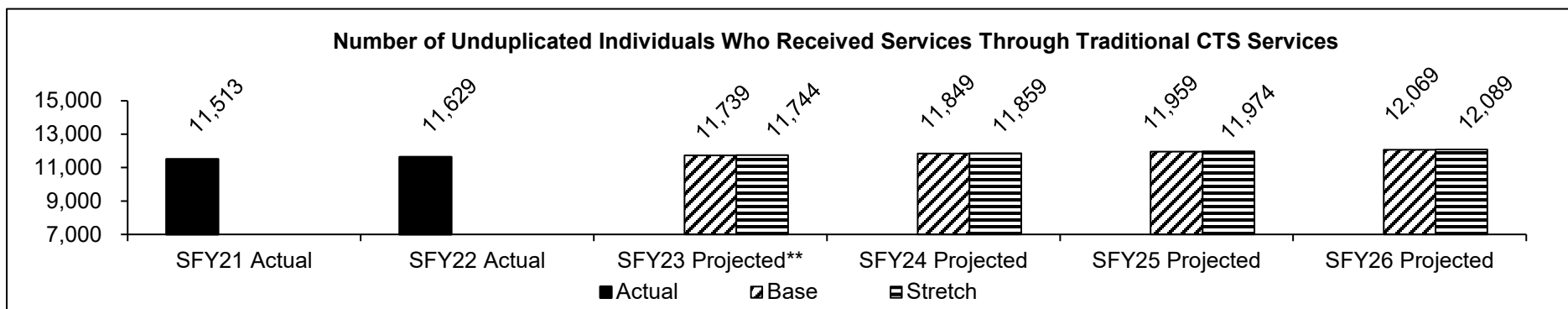
Program Name: Children's Treatment Services

Program is found in the following core budget(s): Children's Treatment Services

2a. Provide an activity measure(s) for the program.



**Data will be available in December 2023.



**Data will be available in December 2023.

PROGRAM DESCRIPTION

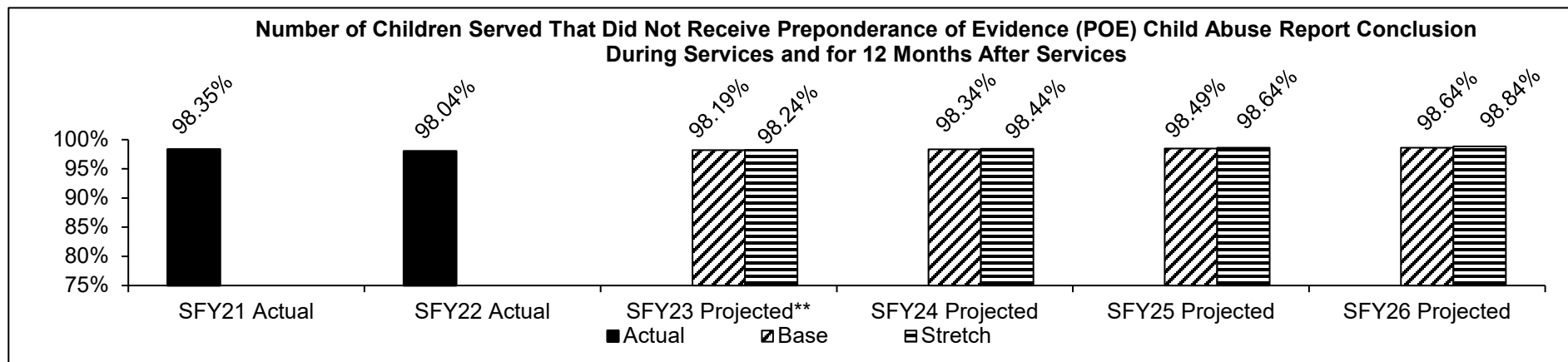
Department: Social Services

HB Section(s): 11.330

Program Name: Children's Treatment Services

Program is found in the following core budget(s): Children's Treatment Services

2b. Provide a measure(s) of the program's quality.



**Data will be available in December 2023.

PROGRAM DESCRIPTION

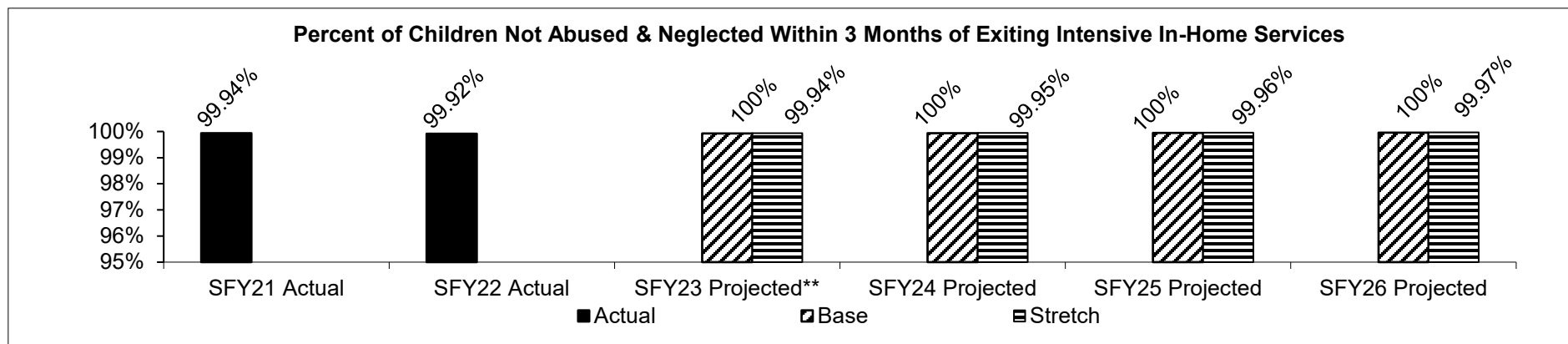
Department: Social Services

HB Section(s): 11.330

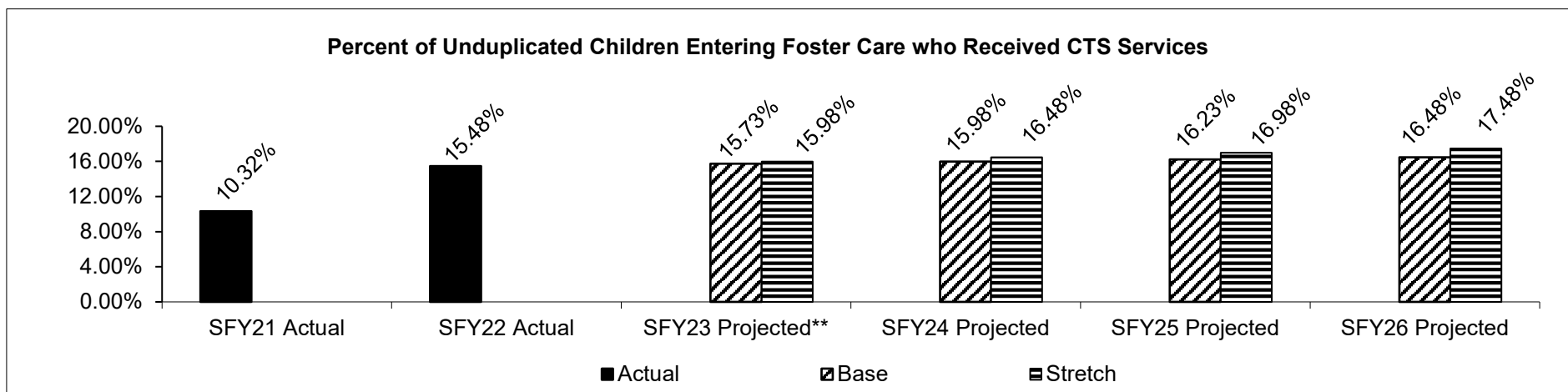
Program Name: Children's Treatment Services

Program is found in the following core budget(s): Children's Treatment Services

2c. Provide a measure(s) of the program's impact.



**Data will be available in December 2023.



**Data will be available in December 2023.

PROGRAM DESCRIPTION

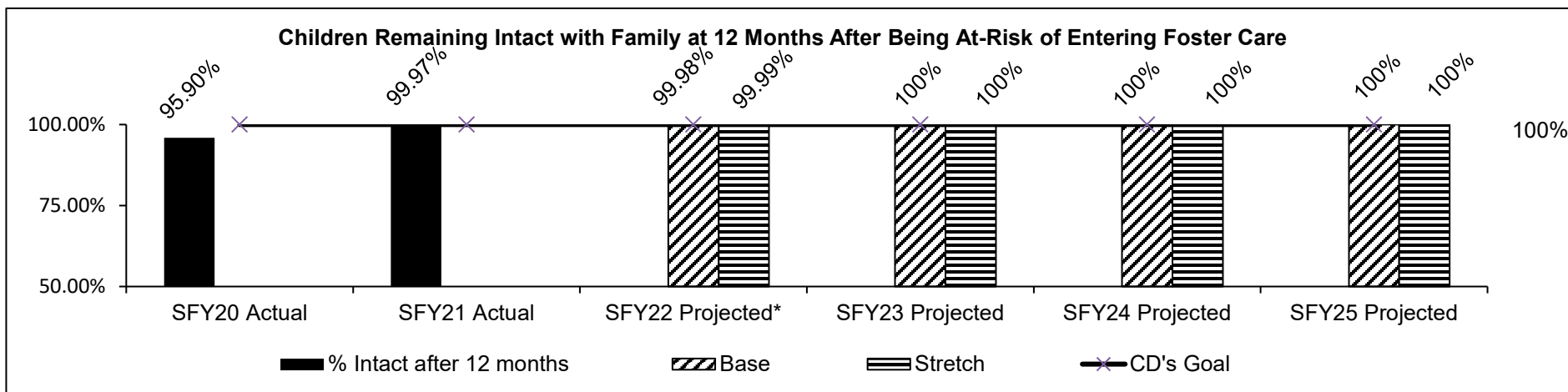
Department: Social Services

HB Section(s): 11.330

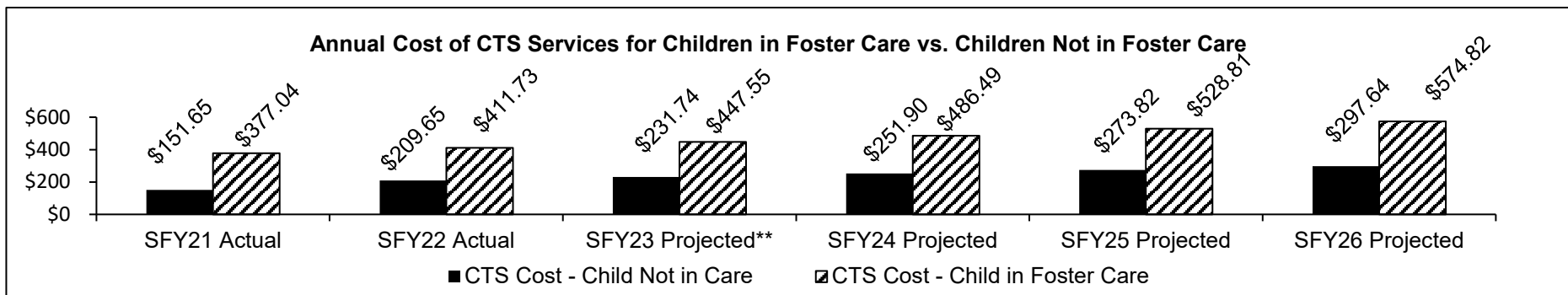
Program Name: Children's Treatment Services

Program is found in the following core budget(s): Children's Treatment Services

2d. Provide a measure(s) of the program's efficiency.



*SFY data is one year behind and SFY22 will not be available until December 2023.



**Data will be available in December 2023.

Comparison is for children ages 0 - 18. The above costs are in addition to the average annual cost of a child in care.

Traditional CTS has no comparable bench marks with other states for any of the measures listed.

PROGRAM DESCRIPTION

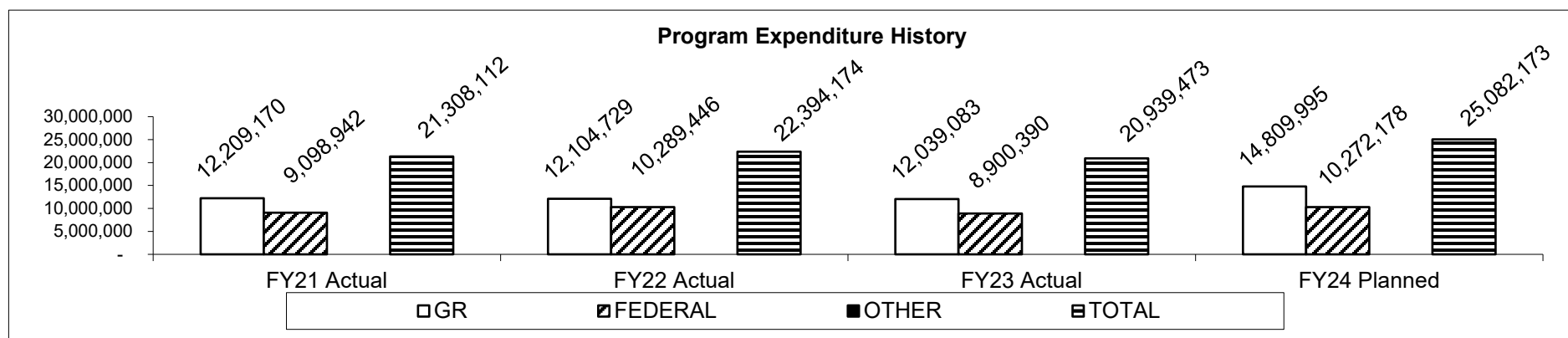
Department: Social Services

HB Section(s): 11.330

Program Name: Children's Treatment Services

Program is found in the following core budget(s): Children's Treatment Services

3. Provide actual expenditures for the prior three fiscal years and planned expenditures for the current fiscal year. (Note: Amounts do not include fringe benefit costs.)



Planned FY 2024 expenditures are net of reverted and reserve.

4. What are the sources of the "Other " funds?

N/A

5. What is the authorization for this program, i.e., federal or state statute, etc.? (Include the federal program number, if applicable.)

State Statute: Sections 207.010, 207.020, 210.001, and 211.180, RSMo.

6. Are there federal matching requirements? If yes, please explain.

Most Children's Treatment Services expenditures earn approximately 44% federal funds (56% general revenue). Some expenditures are used as state maintenance of effort (MOE) to support other block grants.

7. Is this a federally mandated program? If yes, please explain.

The federal Child Welfare Act and the federal Child Abuse Prevention and Treatment Act obligate Missouri to treat children to ensure children and family safety. Administrative activities related to these obligations would be considered mandatory.

Core – Crisis Care

CORE DECISION ITEM

Department: Social Services
 Division: Children's Division
 Core: Crisis Care

Budget Unit: 90190C
 HB Section: 11.330

1. CORE FINANCIAL SUMMARY

	FY 2025 Budget Request			
	GR	Federal	Other	Total
PS	0	0	0	0
EE	0	0	0	0
PSD	2,316,000	0	0	2,316,000
TRF	0	0	0	0
Total	2,316,000	0	0	2,316,000
FTE	0.00	0.00	0.00	0.00

	FY 2025 Governor's Recommendation			
	GR	Federal	Other	Total
PS	0	0	0	0
EE	0	0	0	0
PSD	0	0	0	0
TRF	0	0	0	0
Total	0	0	0	0
FTE	0.00	0.00	0.00	0.00

Est. Fringe	0	0	0	0
--------------------	---	---	---	---

Note: Fringes budgeted in House Bill 5 except for certain fringes budgeted directly to MoDOT, Highway Patrol, and Conservation.

Est. Fringe	0	0	0	0
--------------------	---	---	---	---

Note: Fringes budgeted in House Bill 5 except for certain fringes budgeted directly to MoDOT, Highway Patrol, and Conservation.

Other Funds: N/A

Other Funds:

2. CORE DESCRIPTION

Crisis Care provides temporary care for children whose parents/guardians are experiencing an unexpected crisis or emergency situation that requires immediate action resulting in a need for short-term care and who would be at risk for abuse and neglect or at risk of entering state custody without this care. Crisis care services are designed to alleviate the immediate stress and to enhance the families' capability of preventing future crisis or emergency situations from occurring. Crisis Care providers serve children ages birth through 17 years of age. Some examples of crisis or emergency situations include unexpected hospitalization of a parent or another child in the home, unexpected incarceration of one or both parents, death of one or both of the parents, or leaving with no one immediately available to care for the child or children. Lack of food, utilities, shelter, domestic violence, overwhelming parental stress, and other crisis situations that jeopardize the immediate safety and well-being of the child or children are also examples of crisis or emergency situations. Some families have minimal support systems to rely on in times of crisis. These services assist families in overcoming current crisis situations and help to build future support networks to assist in times of need.

3. PROGRAM LISTING (list programs included in this core funding)

Children's Treatment Services-Crisis Care

CORE DECISION ITEM

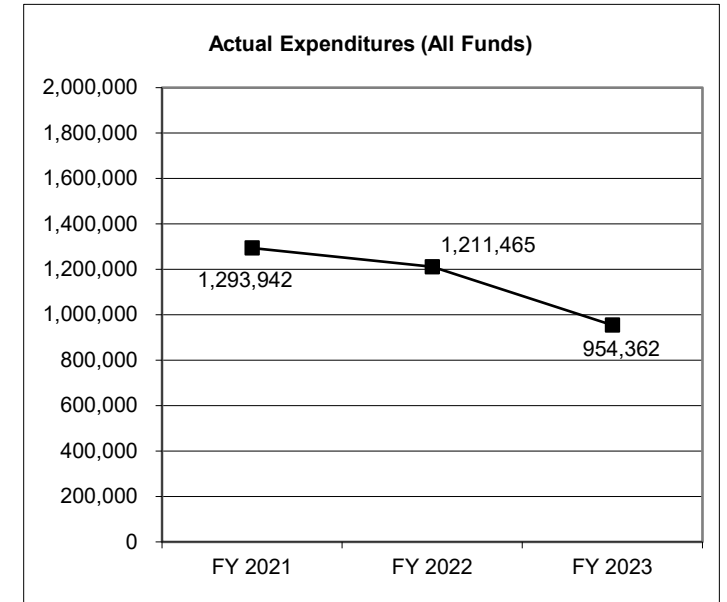
Department: Social Services
Division: Children's Administration
Core: Crisis Care

Budget Unit: 90190C

HB Section: 11.330

4. FINANCIAL HISTORY

	FY 2021 Actual	FY 2022 Actual	FY 2023 Actual	FY 2024 Current Yr.
Appropriation (All Funds)	2,050,000	2,050,000	2,050,000	2,316,000
Less Reverted (All Funds)	(61,500)	(61,500)	(61,500)	(69,480)
Less Restricted (All Funds)	0	0	0	0
Budget Authority (All Funds)	1,988,500	1,988,500	1,988,500	2,246,520
Actual Expenditures (All Funds)	1,293,942	1,211,465	954,362	N/A
Unexpended (All Funds)	694,558	777,035	1,034,138	N/A
Unexpended, by Fund:				
General Revenue	694,558	777,035	1,034,138	N/A
Federal	0	0	N/A	N/A
Other	0	0	N/A	N/A



Reverted includes statutory reserve amounts (when applicable).
 Restricted includes Governor's expenditure restrictions which remained at the end of the fiscal year.
 *Current Year restricted amount is as of September 1, 2023.

NOTES:

CORE RECONCILIATION DETAIL

**DEPARTMENT OF SOCIAL SERVICES
CRISIS CARE**

5. CORE RECONCILIATION DETAIL

	Budget Class	FTE	GR	Federal	Other	Total	Explanation
TAFP AFTER VETOES							
	PD	0.00	2,316,000	0	0	2,316,000	
	Total	0.00	2,316,000	0	0	2,316,000	
DEPARTMENT CORE REQUEST							
	PD	0.00	2,316,000	0	0	2,316,000	
	Total	0.00	2,316,000	0	0	2,316,000	
GOVERNOR'S RECOMMENDED CORE							
	PD	0.00	2,316,000	0	0	2,316,000	
	Total	0.00	2,316,000	0	0	2,316,000	

DECISION ITEM SUMMARY

Budget Unit									
Decision Item	FY 2023	FY 2023	FY 2024	FY 2024	FY 2025	FY 2025	*****	*****	
Budget Object Summary	ACTUAL	ACTUAL	BUDGET	BUDGET	DEPT REQ	DEPT REQ	SECURED	SECURED	
Fund	DOLLAR	FTE	DOLLAR	FTE	DOLLAR	FTE	COLUMN	COLUMN	
CRISIS CARE									
CORE									
PROGRAM-SPECIFIC									
GENERAL REVENUE	954,362	0.00	2,316,000	0.00	2,316,000	0.00	0	0.00	
TOTAL - PD	954,362	0.00	2,316,000	0.00	2,316,000	0.00	0	0.00	
TOTAL	954,362	0.00	2,316,000	0.00	2,316,000	0.00	0	0.00	
GRAND TOTAL	\$954,362	0.00	\$2,316,000	0.00	\$2,316,000	0.00	\$0	0.00	

DECISION ITEM DETAIL

Budget Unit	FY 2023	FY 2023	FY 2024	FY 2024	FY 2025	FY 2025	*****	*****
Decision Item	ACTUAL	ACTUAL	BUDGET	BUDGET	DEPT REQ	DEPT REQ	SECURED	SECURED
Budget Object Class	DOLLAR	FTE	DOLLAR	FTE	DOLLAR	FTE	COLUMN	COLUMN
CRISIS CARE								
CORE								
PROGRAM DISTRIBUTIONS	954,362	0.00	2,316,000	0.00	2,316,000	0.00	0	0.00
TOTAL - PD	954,362	0.00	2,316,000	0.00	2,316,000	0.00	0	0.00
GRAND TOTAL	\$954,362	0.00	\$2,316,000	0.00	\$2,316,000	0.00	\$0	0.00
GENERAL REVENUE	\$954,362	0.00	\$2,316,000	0.00	\$2,316,000	0.00		0.00
FEDERAL FUNDS	\$0	0.00	\$0	0.00	\$0	0.00		0.00
OTHER FUNDS	\$0	0.00	\$0	0.00	\$0	0.00		0.00

PROGRAM DESCRIPTION

Department: Social Services

HB Section(s): 11.330

Program Name: Crisis Care

Program is found in the following core budget(s): Crisis Care

1a. What strategic priority does this program address?

Protecting children from abuse/neglect.

1b. What does this program do?

The Children's Division Crisis Care program provides temporary care for children (ages 0-17) whose parents/guardians are experiencing unexpected crisis or emergent situations requiring immediate action resulting in short-term care and who would be at increased risk for abuse and neglect and/or at risk of entering state custody without this care. Care for these children typically results from an immediate emergency, where the parent has no other support system to provide care for the child(ren). Examples of situations include: parental incarceration or death, hospitalization or another sick child in the household, homelessness, domestic violence, increased parental stress, or lack of basic needs. Crisis Care Providers take a holistic approach with the family, to not only address the immediate crisis, but to also look at the underlying issues that cause the crises. Additionally, Crisis Care Providers aid the families in building a natural support network and educate the families how to better cope with crises that result in the need for Crisis Care services.

Crisis Care services are provided free of charge to families voluntarily accessing services in response to a family crisis. These services are available twenty-four hours a day, seven days a week. A teen or child will be accepted at a crisis care facility at any time, day or night, if space is available. If space is not available, families are referred to other crisis care facilities or to other resources that meet their immediate needs. Crisis Care contracts are awarded through a competitive bid process. The annual award amounts are outlined below.

SFY24 Crisis Care Region Allocations	
Area	Cost Allocation*
Columbia Area - Rainbow House	\$108,000.00
Joplin Area - Children's Haven	\$324,000.00
Kansas City Area - Synergy	\$229,500.00
St. Louis Area - Annie Malone Children and Family Service Center & St. Louis Crisis Nursery	\$1,116,400.00
Springfield Area - Isabel's House (Crisis Nursery of the Ozarks) & Great Circle	\$400,820.00
TOTAL	\$2,178,720.00

* The state agency anticipates, but does not guarantee, the amount of funding to be allocated by area.

PROGRAM DESCRIPTION

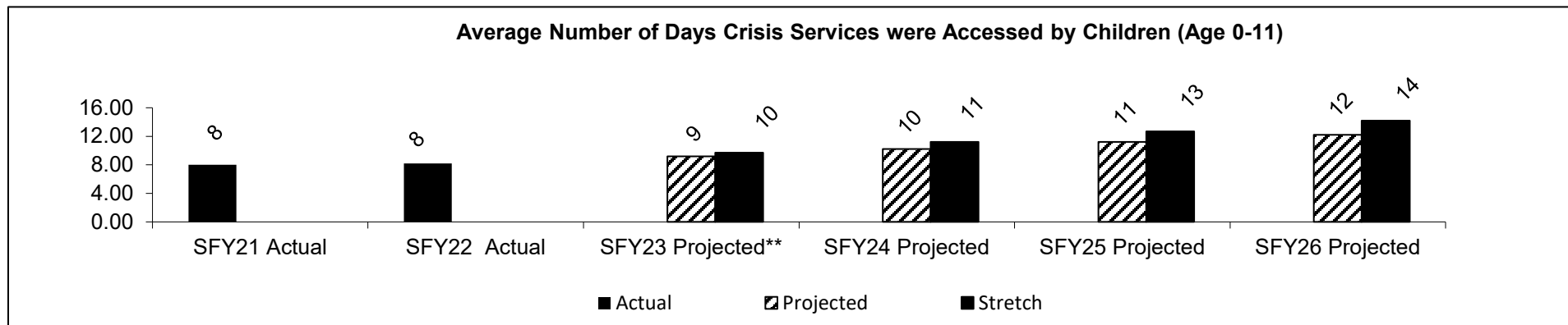
Department: Social Services

HB Section(s): 11.330

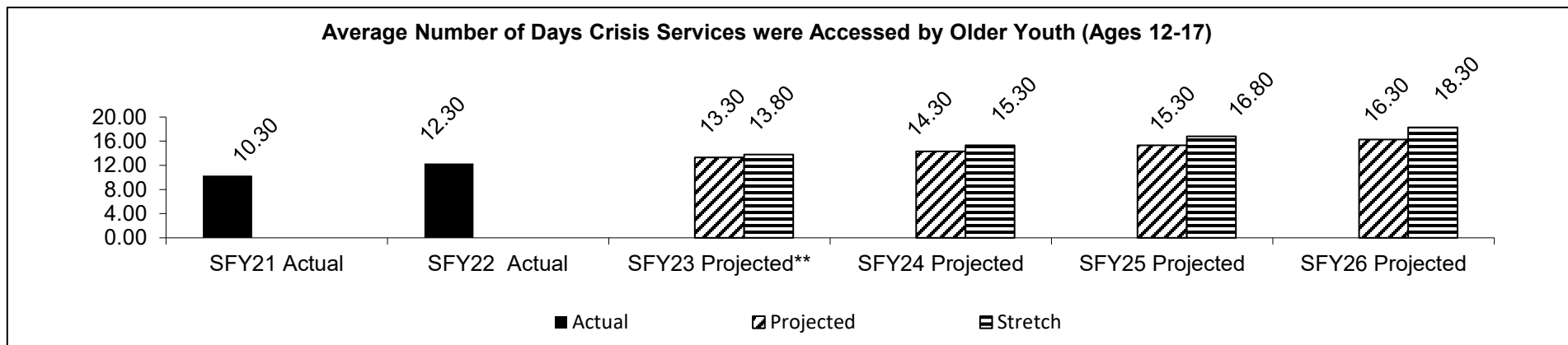
Program Name: Crisis Care

Program is found in the following core budget(s): Crisis Care

2a. Provide an activity measure(s) for the program.



**Data will be available in December 2023.



**Data will be available in December 2023.

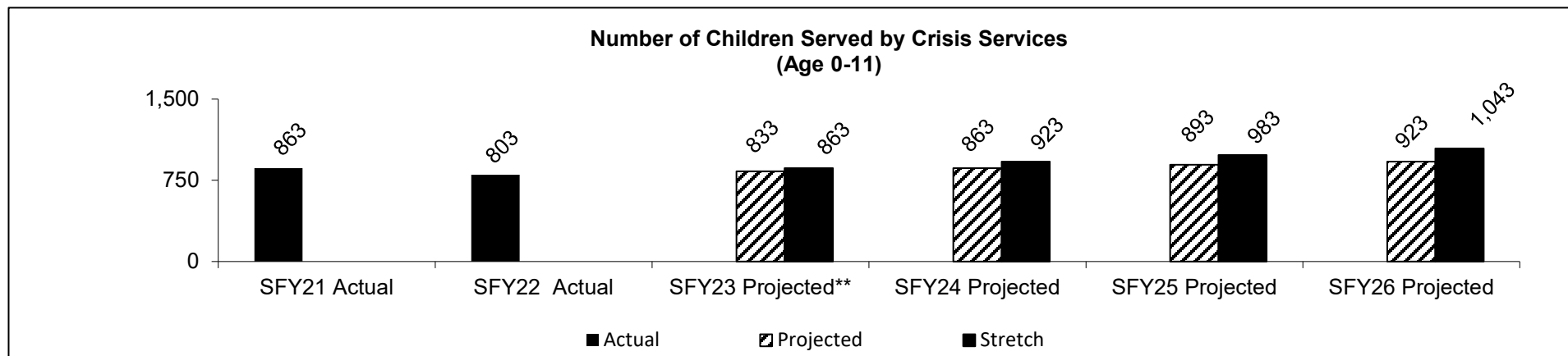
PROGRAM DESCRIPTION

Department: Social Services

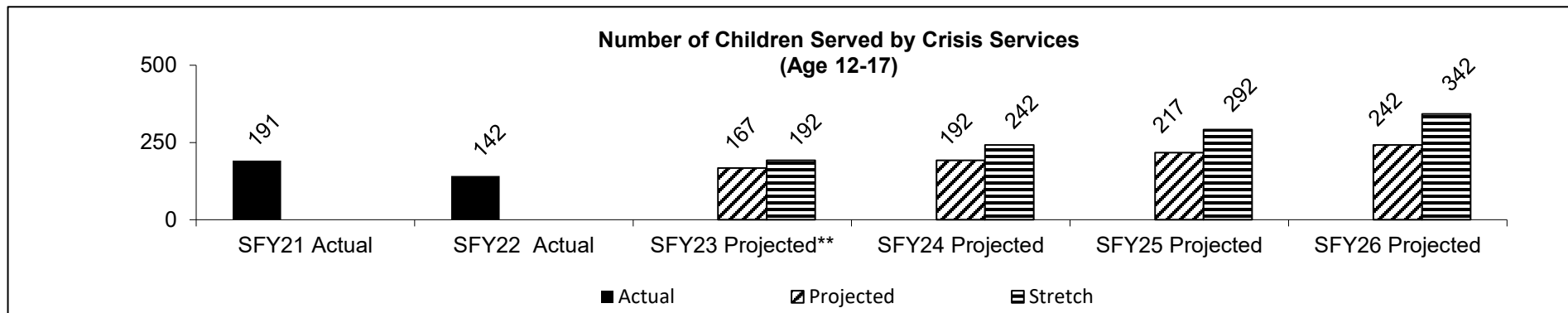
HB Section(s): 11.330

Program Name: Crisis Care

Program is found in the following core budget(s): Crisis Care



**Data will be available in December 2023.



**Data will be available in December 2023.

PROGRAM DESCRIPTION

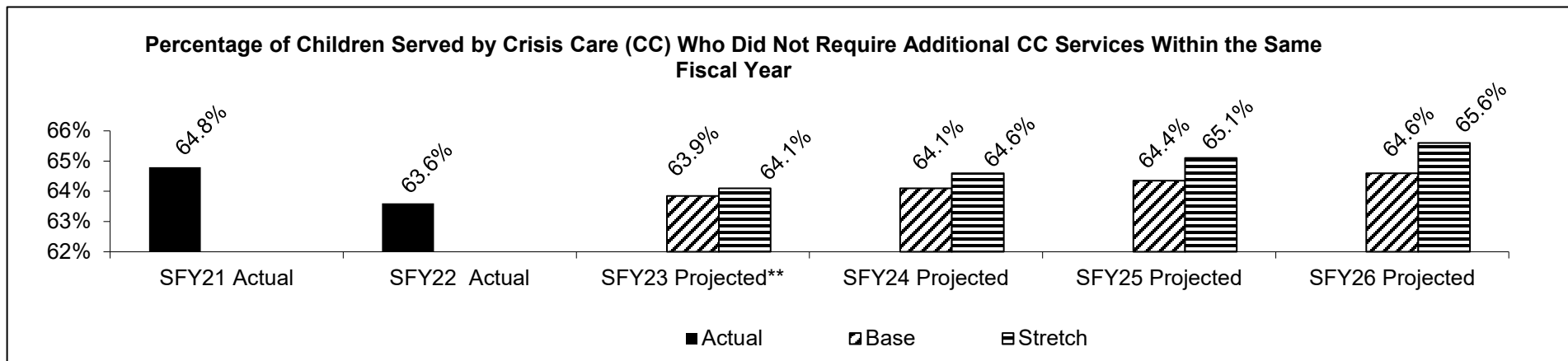
Department: Social Services

HB Section(s): 11.330

Program Name: Crisis Care

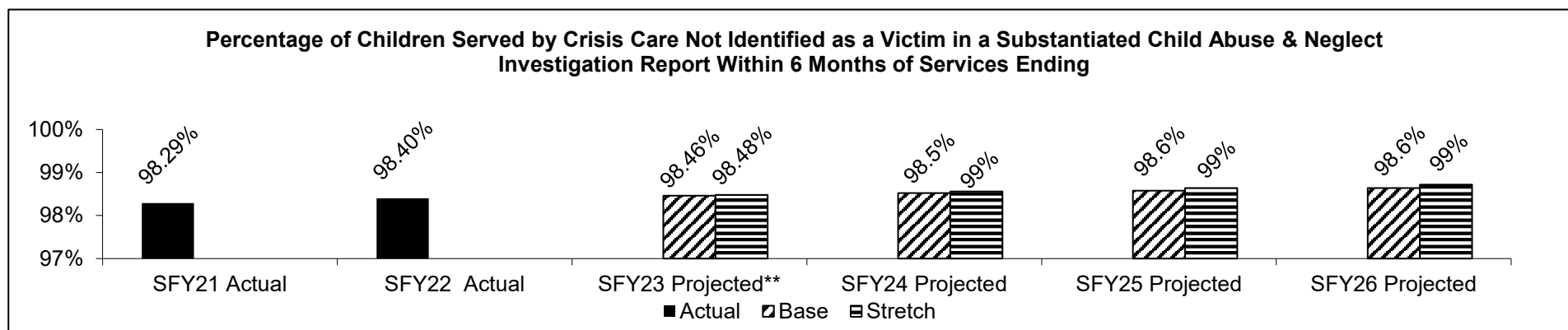
Program is found in the following core budget(s): Crisis Care

2b. Provide a measure(s) of the program's quality.



**Data will be available in December 2023.

2c. Provide a measure(s) of the program's impact.



**Data will be available in December 2023.

PROGRAM DESCRIPTION

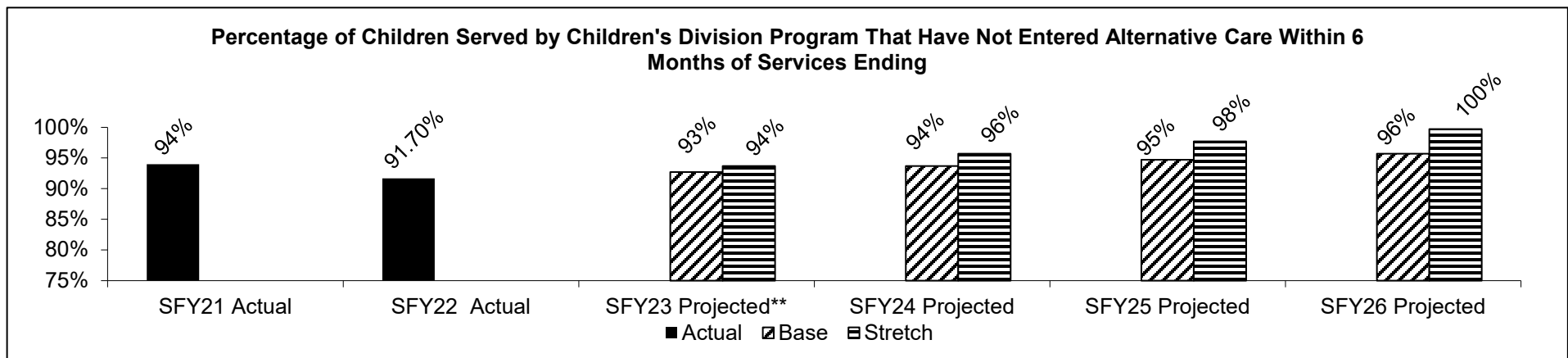
Department: Social Services

HB Section(s): 11.330

Program Name: Crisis Care

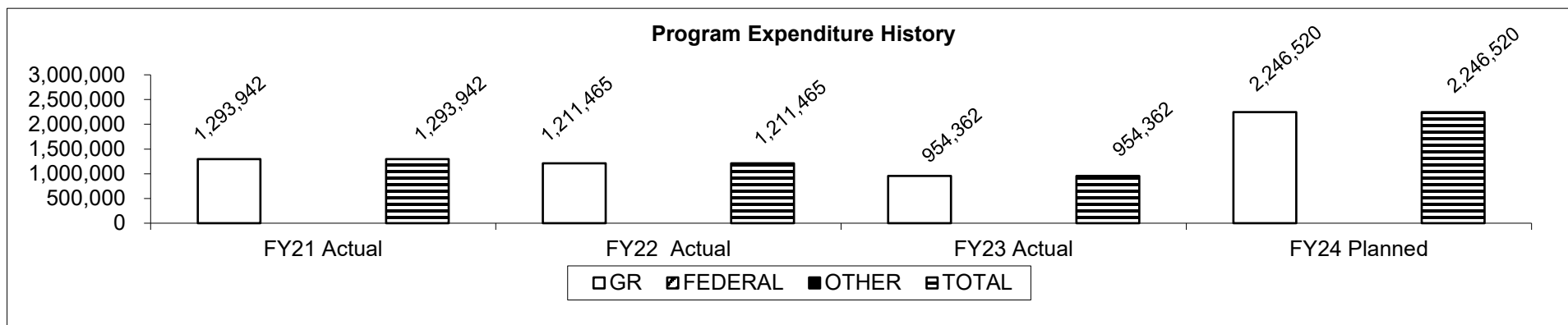
Program is found in the following core budget(s): Crisis Care

2d. Provide a measure(s) of the program's efficiency.



**Data will be available in December 2023.

3. Provide actual expenditures for the prior three fiscal years and planned expenditures for the current fiscal year. (Note: Amounts do not include fringe benefit costs.)



Planned FY 2024 expenditures are net of reverted and reserve.

PROGRAM DESCRIPTION

Department: Social Services

HB Section(s): 11.330

Program Name: Crisis Care

Program is found in the following core budget(s): Crisis Care

4. What are the sources of the "Other " funds?

N/A

5. What is the authorization for this program, i.e., federal or state statute, etc.? (Include the federal program number, if applicable.)

State statute: Sections 207.010, 207.020, 210.001, and 211.180, RSMo.

6. Are there federal matching requirements? If yes, please explain.

No.

7. Is this a federally mandated program? If yes, please explain.

The federal Child Welfare Act and the federal Child Abuse Prevention and Treatment Act obligate Missouri to care for children who are abused and neglected. Administrative activities related to these obligations would be considered mandatory.

**Core – Family First
Prevention Services Act
(FFPSA)**

CORE DECISION ITEM

Department: Social Services
Division: Children's Division
Core: FFPSA Community Setting Grants

Budget Unit: 90193C
HB Section: 11.332

1. CORE FINANCIAL SUMMARY

	FY 2025 Budget Request			
	GR	Federal	Other	Total
PS	0	0	0	0
EE	0	0	0	0
PSD	0	0	0	0
TRF	0	0	0	0
Total	0	0	0	0
FTE	0.00	0.00	0.00	0.00

Est. Fringe	0	0	0	0
--------------------	---	---	---	---

Note: Fringes budgeted in House Bill 5 except for certain fringes budgeted directly to MoDOT, Highway Patrol, and Conservation.

Other Funds: N/A

	FY 2025 Governor's Recommendation			
	GR	Federal	Other	Total
PS	0	0	0	0
EE	0	0	0	0
PSD	0	0	0	0
TRF	0	0	0	0
Total	0	0	0	0
FTE	0.00	0.00	0.00	0.00

Est. Fringe	0	0	0	0
--------------------	---	---	---	---

Note: Fringes budgeted in House Bill 5 except for certain fringes budgeted directly to MoDOT, Highway Patrol, and Conservation.

Other Funds:

2. CORE DESCRIPTION

The Further Consolidated Appropriations Act of 2020 included funding for states to apply for Family First Prevention Services Act Transition funding. The purpose of the funding allows the Children's Division to support activities directly associated with the implementation of the Family First Prevention Services Act (FFPSA) by October 1, 2021. FFPSA requires states to adequately meet the needs of children and families by offering preventative services to assist children to remain safely in their homes and ensuring children in care are placed in the least restrictive, most family-like setting appropriate to the child's special needs when foster care is needed. For the purposes of Title IV-E Prevention Services, children identified as being candidates for foster care are those at imminent risk of entering foster care; however can remain safely in the home with family engagement in supportive services to address mental health, substance use, or in-home parenting services. Eligibility for Title IV-E Prevention Services must be defined in each child's prevention plan.

This is one-time funding.

3. PROGRAM LISTING (list programs included in this core funding)

FFPSA Community Setting Grants

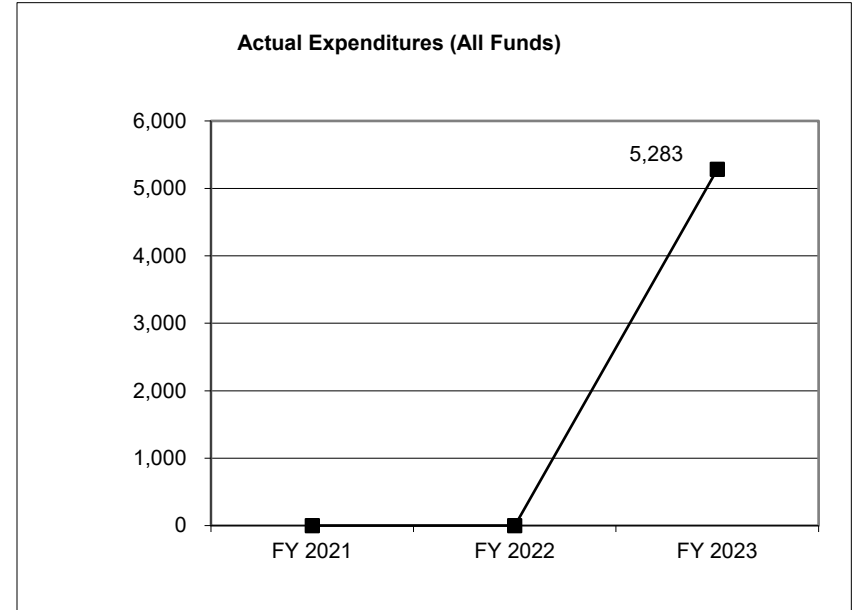
CORE DECISION ITEM

Department: Social Services
Division: Children's Division
Core: FFPSA Community Setting Grants

Budget Unit: 90193C
HB Section: 11.332

4. FINANCIAL HISTORY

	FY 2021 Actual	FY 2022 Actual	FY 2023 Actual	FY 2024 Current Yr.
Appropriation (All Funds)	0	0	5,000,000	5,000,000
Less Reverted (All Funds)	0	0	0	0
Less Restricted (All Funds)				
Budget Authority (All Funds)	0	0	5,000,000	5,000,000
Actual Expenditures (All Funds)	0	0	5,283	N/A
Unexpended (All Funds)	0	0	4,994,717	N/A
Unexpended, by Fund:				
General Revenue	0	0	0	N/A
Federal	0	0	4,994,717	N/A
Other	0	0	0	N/A
	(1)	(2)	(3)	



Reverted includes statutory reserve amounts (when applicable).
 Restricted includes Governor's expenditure restrictions which remained at the end of the fiscal year.
 *Current Year restricted amount is as of September 1, 2023.

NOTES:
(1) & (2) - FY21 - was previously included in Family First PSA.
(3) - FY23 includes the appropriation for FFPSA Community Setting Grants.

CORE DECISION ITEM

Department: Social Services
Division: Children's Division
Core: FFPSA Community Setting Contracts

Budget Unit: 90194C
HB Section: 11.332

1. CORE FINANCIAL SUMMARY

	FY 2025 Budget Request			
	GR	Federal	Other	Total
PS	0	0	0	0
EE	0	0	0	0
PSD	0	0	0	0
TRF	0	0	0	0
Total	0	0	0	0
FTE	0.00	0.00	0.00	0.00

	FY 2025 Governor's Recommendation			
	GR	Federal	Other	Total
PS	0	0	0	0
EE	0	0	0	0
PSD	0	0	0	0
TRF	0	0	0	0
Total	0	0	0	0
FTE	0.00	0.00	0.00	0.00

Est. Fringe	0	0	0	0
--------------------	---	---	---	---

Note: Fringes budgeted in House Bill 5 except for certain fringes budgeted directly to MoDOT, Highway Patrol, and Conservation.

Est. Fringe	0	0	0	0
--------------------	---	---	---	---

Note: Fringes budgeted in House Bill 5 except for certain fringes budgeted directly to MoDOT, Highway Patrol, and Conservation.

Other Funds: N/A

Other Funds:

2. CORE DESCRIPTION

The Further Consolidated Appropriations Act of 2020 included funding for states to apply for Family First Prevention Services Act Transition funding. The purpose of the funding allows the Children's Division to support activities directly associated with the implementation of the Family First Prevention Services Act (FFPSA) by October 1, 2021. FFPSA requires states to adequately meet the needs of children and families by offering preventative services to assist children to remain safely in their homes and ensuring children in care are placed in the least restrictive, most family-like setting appropriate to the child's special needs when foster care is needed. For the purposes of Title IV-E Prevention Services, children identified as being candidates for foster care are those at imminent risk of entering foster care; however can remain safely in the home with family engagement in supportive services to address mental health, substance use, or in-home parenting services. Eligibility for Title IV-E Prevention Services must be defined in each child's prevention plan.

This is one-time funding.

3. PROGRAM LISTING (list programs included in this core funding)

FFPSA Community Setting Contracts

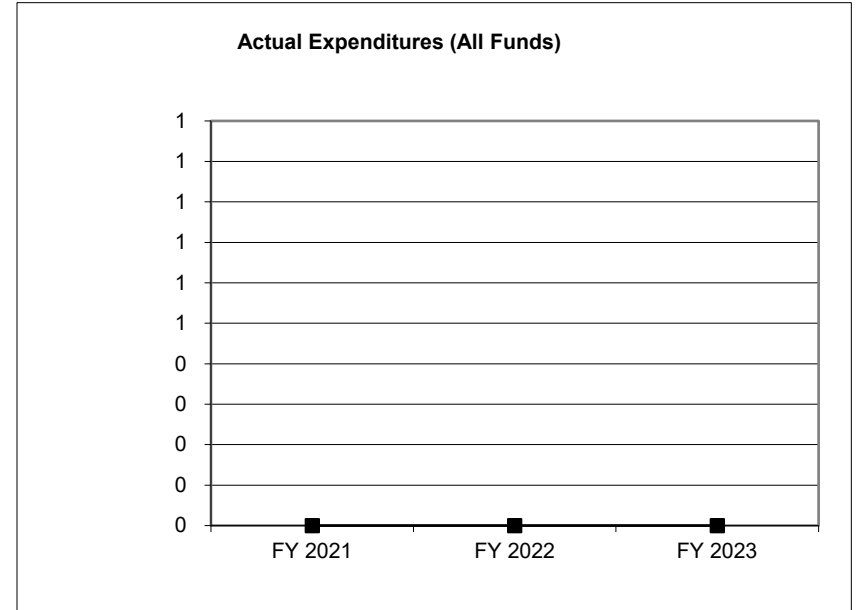
CORE DECISION ITEM

Department: Social Services
Division: Children's Division
Core: FFPSA Community Setting Contracts

Budget Unit: 90194C
HB Section: 11.332

4. FINANCIAL HISTORY

	FY 2021 Actual	FY 2022 Actual	FY 2023 Actual	FY 2024 Current Yr.
Appropriation (All Funds)	0	0	1,000,000	5,000,000
Less Reverted (All Funds)	0	0	(15,000)	0
Less Restricted (All Funds)				
Budget Authority (All Funds)	0	0	985,000	5,000,000
Actual Expenditures (All Funds)	0	0	0	N/A
Unexpended (All Funds)	0	0	985,000	N/A
Unexpended, by Fund:				
General Revenue	0	0	485,000	N/A
Federal	0	0	500,000	N/A
Other	0	0	0	N/A
	(1)	(2)	(3)	



Reverted includes statutory reserve amounts (when applicable).

Restricted includes Governor's expenditure restrictions which remained at the end of the fiscal year.

*Current Year restricted amount is as of September 1, 2023.

NOTES:

(1) & (2) - FY21 - was previously included in Family First PSA.

(3) - FY23 includes the appropriation for FFPSA Community Setting Contracts.

CORE DECISION ITEM

Department: Social Services
Division: Children's Division
Core: FFPSA Development & Start Up Prevention Program

Budget Unit: 90183C
HB Section: 11.332

1. CORE FINANCIAL SUMMARY

	FY 2025 Budget Request			
	GR	Federal	Other	Total
PS	0	0	0	0
EE	0	0	0	0
PSD	0	0	0	0
TRF	0	0	0	0
Total	0	0	0	0
FTE	0.00	0.00	0.00	0.00

	FY 2025 Governor's Recommendation			
	GR	Federal	Other	Total
PS	0	0	0	0
EE	0	0	0	0
PSD	0	0	0	0
TRF	0	0	0	0
Total	0	0	0	0
FTE	0.00	0.00	0.00	0.00

Est. Fringe	0	0	0	0
--------------------	---	---	---	---

Note: Fringes budgeted in House Bill 5 except for certain fringes budgeted directly to MoDOT, Highway Patrol, and Conservation.

Est. Fringe	0	0	0	0
--------------------	---	---	---	---

Note: Fringes budgeted in House Bill 5 except for certain fringes budgeted directly to MoDOT, Highway Patrol, and Conservation.

Other Funds: N/A

Other Funds:

2. CORE DESCRIPTION

The Further Consolidated Appropriations Act of 2020 included funding for states to apply for Family First Prevention Services Act Transition funding. The purpose of the funding allows the Children's Division to support activities directly associated with the implementation of the Family First Prevention Services Act (FFPSA) by October 1, 2021. FFPSA requires states to adequately meet the needs of children and families by offering preventative services to assist children to remain safely in their homes and ensuring children in care are placed in the least restrictive, most family-like setting appropriate to the child's special needs when foster care is needed. For the purposes of Title IV-E Prevention Services, children identified as being candidates for foster care are those at imminent risk of entering foster care; however can remain safely in the home with family engagement in supportive services to address mental health, substance use, or in-home parenting services. Eligibility for Title IV-E Prevention Services must be defined in each child's prevention plan.

This is one-time funding.

3. PROGRAM LISTING (list programs included in this core funding)

FFPSA Dev & Start Up Prev Program

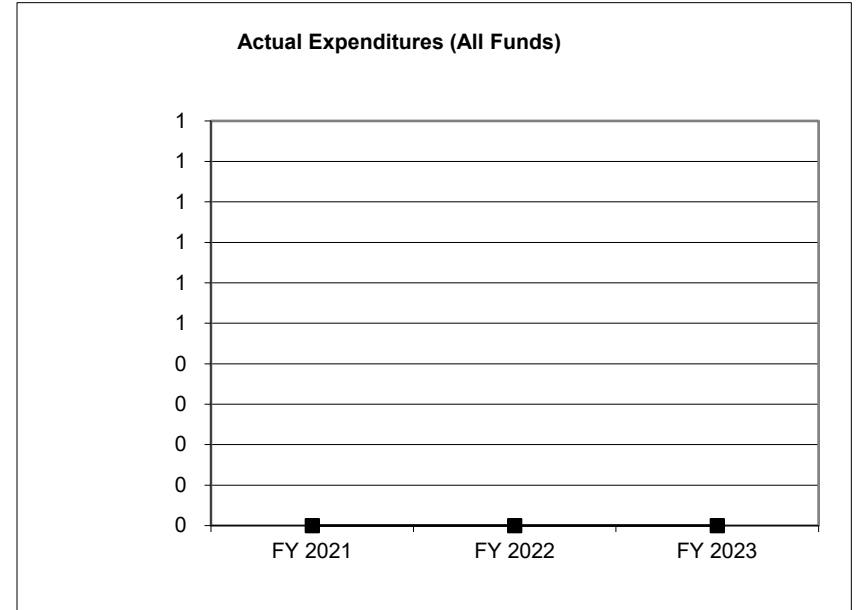
CORE DECISION ITEM

Department: Social Services
Division: Children's Division
Core: FFPSA Development & Start Up Prevention Program

Budget Unit: 90183C
HB Section: 11.332

4. FINANCIAL HISTORY

	FY 2021 Actual	FY 2022 Actual	FY 2023 Actual	FY 2024 Current Yr.
Appropriation (All Funds)	0	0	2,500,000	5,000,000
Less Reverted (All Funds)	0	0	0	0
Less Restricted (All Funds)				
Budget Authority (All Funds)	0	0	2,500,000	5,000,000
Actual Expenditures (All Funds)	0	0	0	N/A
Unexpended (All Funds)	0	0	2,500,000	N/A
Unexpended, by Fund:				
General Revenue	0	0	0	N/A
Federal	0	0	2,500,000	N/A
Other	0	0	0	N/A
	(1)	(2)	(3)	



Reverted includes statutory reserve amounts (when applicable).
 Restricted includes Governor's expenditure restrictions which remained at the end of the fiscal year.
 *Current Year restricted amount is as of September 1, 2023.

NOTES:
(1) & (2) - FY21 - was previously included in Family First PSA.
(3) - FY23 includes the appropriation for FFPSA Dev & Start Up Prev Prog.

CORE DECISION ITEM

Department: Social Services
Division: Children's Division
Core: Family First PSA

Budget Unit: 90191C

HB Section: 11.332

1. CORE FINANCIAL SUMMARY

	FY 2025 Budget Request			
	GR	Federal	Other	Total
PS	0	0	0	0
EE	0	0	0	0
PSD	0	0	0	0
TRF	0	0	0	0
Total	0	0	0	0
FTE	0.00	0.00	0.00	0.00

	FY 2025 Governor's Recommendation			
	GR	Federal	Other	Total
PS	0	0	0	0
EE	0	0	0	0
PSD	0	0	0	0
TRF	0	0	0	0
Total	0	0	0	0
FTE	0.00	0.00	0.00	0.00

Est. Fringe	0	0	0	0
--------------------	---	---	---	---

Note: Fringes budgeted in House Bill 5 except for certain fringes budgeted directly to MoDOT, Highway Patrol, and Conservation.

Est. Fringe	0	0	0	0
--------------------	---	---	---	---

Note: Fringes budgeted in House Bill 5 except for certain fringes budgeted directly to MoDOT, Highway Patrol, and Conservation.

Other Funds: N/A

Other Funds:

2. CORE DESCRIPTION

The Further Consolidated Appropriations Act of 2020 included funding for states to apply for Family First Prevention Services Act Transition funding. The purpose of the funding allows the Children's Division to support activities directly associated with the implementation of the Family First Prevention Services Act (FFPSA) by October 1, 2021. FFPSA requires states to adequately meet the needs of children and families by offering preventative services to assist children to remain safely in their homes and ensuring children in care are placed in the least restrictive, most family-like setting appropriate to the child's special needs when foster care is needed. For the purposes of Title IV-E Prevention Services, children identified as being candidates for foster care are those at imminent risk of entering foster care; however can remain safely in the home with family engagement in supportive services to address mental health, substance use, or in-home parenting services. Eligibility for Title IV-E Prevention Services must be defined in each child's prevention plan.

This is one-time funding.

3. PROGRAM LISTING (list programs included in this core funding)

Family First PSA

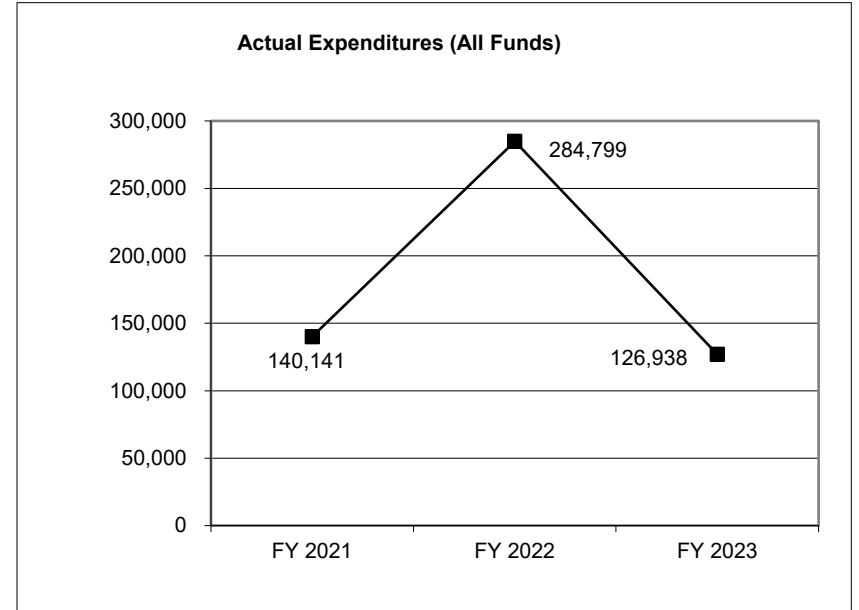
CORE DECISION ITEM

Department: Social Services
Division: Children's Division
Core: Family First PSA

Budget Unit: 90191C
HB Section: 11.332

4. FINANCIAL HISTORY

	FY 2021 Actual	FY 2022 Actual	FY 2023 Actual	FY 2024 Current Yr.
Appropriation (All Funds)	10,100,000	10,000,000	360,064	250,000
Less Reverted (All Funds)	0	0	0	0
Less Restricted (All Funds)				
Budget Authority (All Funds)	10,100,000	10,000,000	360,064	250,000
Actual Expenditures (All Funds)	140,141	284,799	126,938	N/A
Unexpended (All Funds)	9,959,859	9,715,201	233,126	N/A
Unexpended, by Fund:				
General Revenue	0	0	0	N/A
Federal	9,959,859	9,715,201	233,126	N/A
Other	0	0	0	N/A
	(1)	(2)	(3)	



Reverted includes statutory reserve amounts (when applicable).
 Restricted includes Governor's expenditure restrictions which remained at the end of the fiscal year.
 *Current Year restricted amount is as of September 1, 2023.

- NOTES:**
- (2)** - FY21 a increase of \$200,000 FF for federal spending authority.
 - (3)** - FY22 Core reduction of (\$100,000 FF) and 1.0 FTE.
 - (4)** - FY23 includes the appropriation for Family First PSA.

CORE RECONCILIATION DETAIL

**DEPARTMENT OF SOCIAL SERVICES
FFPSA COMMUNITY SETTING GRANTS**

5. CORE RECONCILIATION DETAIL

	Budget Class	FTE	GR	Federal	Other	Total	Explanation
TAFP AFTER VETOES							
	PD	0.00	0	5,000,000	0	5,000,000	
	Total	0.00	0	5,000,000	0	5,000,000	
DEPARTMENT CORE ADJUSTMENTS							
1x Expenditures	328 1444 PD	0.00	0	(5,000,000)	0	(5,000,000)	Core reduction of one-time funding.
	NET DEPARTMENT CHANGES	0.00	0	(5,000,000)	0	(5,000,000)	
DEPARTMENT CORE REQUEST							
	PD	0.00	0	0	0	0	
	Total	0.00	0	0	0	0	
GOVERNOR'S RECOMMENDED CORE							
	PD	0.00	0	0	0	0	
	Total	0.00	0	0	0	0	

CORE RECONCILIATION DETAIL

**DEPARTMENT OF SOCIAL SERVICES
FFPSA COMM SETTING CONTRACTS**

5. CORE RECONCILIATION DETAIL

	Budget Class	FTE	GR	Federal	Other	Total	Explanation
TAFP AFTER VETOES							
	EE	0.00	500,000	500,000	0	1,000,000	
	Total	0.00	500,000	500,000	0	1,000,000	
DEPARTMENT CORE ADJUSTMENTS							
1x Expenditures	329 1448	EE	0.00	0	(500,000)	0	(500,000) Core reduction of one-time funding.
1x Expenditures	329 1445	EE	0.00	(500,000)	0	0	(500,000) Core reduction of one-time funding.
	NET DEPARTMENT CHANGES		0.00	(500,000)	(500,000)	0	(1,000,000)
DEPARTMENT CORE REQUEST							
	EE	0.00	0	0	0	0	
	Total	0.00	0	0	0	0	
GOVERNOR'S RECOMMENDED CORE							
	EE	0.00	0	0	0	0	
	Total	0.00	0	0	0	0	

CORE RECONCILIATION DETAIL

**DEPARTMENT OF SOCIAL SERVICES
FFPSA DEV & START UP PREV PROG**

5. CORE RECONCILIATION DETAIL

	Budget Class	FTE	GR	Federal	Other	Total	Explanation
TAFP AFTER VETOES							
	PD	0.00	0	3,400,000	0	3,400,000	
	Total	0.00	0	3,400,000	0	3,400,000	
DEPARTMENT CORE ADJUSTMENTS							
1x Expenditures	326 1452 PD	0.00	0	(3,400,000)	0	(3,400,000)	Core reduction of one-time funding.
	NET DEPARTMENT CHANGES	0.00	0	(3,400,000)	0	(3,400,000)	
DEPARTMENT CORE REQUEST							
	PD	0.00	0	0	0	0	
	Total	0.00	0	0	0	0	
GOVERNOR'S RECOMMENDED CORE							
	PD	0.00	0	0	0	0	
	Total	0.00	0	0	0	0	

CORE RECONCILIATION DETAIL

**DEPARTMENT OF SOCIAL SERVICES
FAMILY FIRST PSA**

5. CORE RECONCILIATION DETAIL

	Budget Class	FTE	GR	Federal	Other	Total	Explanation
TAFP AFTER VETOES							
	EE	0.00	0	250,000	0	250,000	
	Total	0.00	0	250,000	0	250,000	
DEPARTMENT CORE ADJUSTMENTS							
1x Expenditures	327 6426 EE	0.00	0	(250,000)	0	(250,000)	Core reduction of one-time funding.
	NET DEPARTMENT CHANGES	0.00	0	(250,000)	0	(250,000)	
DEPARTMENT CORE REQUEST							
	EE	0.00	0	0	0	0	
	Total	0.00	0	0	0	0	
GOVERNOR'S RECOMMENDED CORE							
	EE	0.00	0	0	0	0	
	Total	0.00	0	0	0	0	

DECISION ITEM SUMMARY

Budget Unit									
Decision Item	FY 2023	FY 2023	FY 2024	FY 2024	FY 2025	FY 2025	*****	*****	
Budget Object Summary	ACTUAL	ACTUAL	BUDGET	BUDGET	DEPT REQ	DEPT REQ	SECURED	SECURED	
Fund	DOLLAR	FTE	DOLLAR	FTE	DOLLAR	FTE	COLUMN	COLUMN	
FFPSA COMMUNITY SETTING GRANTS									
CORE									
EXPENSE & EQUIPMENT									
DEPT OF SOC SERV FEDERAL & OTH	5,283	0.00	0	0.00	0	0.00	0	0.00	
TOTAL - EE	5,283	0.00	0	0.00	0	0.00	0	0.00	
PROGRAM-SPECIFIC									
DEPT OF SOC SERV FEDERAL & OTH	0	0.00	5,000,000	0.00	0	0.00	0	0.00	
TOTAL - PD	0	0.00	5,000,000	0.00	0	0.00	0	0.00	
TOTAL	5,283	0.00	5,000,000	0.00	0	0.00	0	0.00	
Family First PSA - 1886024									
PROGRAM-SPECIFIC									
DEPT OF SOC SERV FEDERAL & OTH	0	0.00	0	0.00	5,000,000	0.00	0	0.00	
TOTAL - PD	0	0.00	0	0.00	5,000,000	0.00	0	0.00	
TOTAL	0	0.00	0	0.00	5,000,000	0.00	0	0.00	
GRAND TOTAL	\$5,283	0.00	\$5,000,000	0.00	\$5,000,000	0.00	\$0	0.00	

DECISION ITEM SUMMARY

Budget Unit									
Decision Item	FY 2023	FY 2023	FY 2024	FY 2024	FY 2025	FY 2025	*****	*****	
Budget Object Summary	ACTUAL	ACTUAL	BUDGET	BUDGET	DEPT REQ	DEPT REQ	SECURED	SECURED	
Fund	DOLLAR	FTE	DOLLAR	FTE	DOLLAR	FTE	COLUMN	COLUMN	
FFPSA COMM SETTING CONTRACTS									
CORE									
EXPENSE & EQUIPMENT									
GENERAL REVENUE	0	0.00	500,000	0.00	0	0.00	0	0.00	
DEPT OF SOC SERV FEDERAL & OTH	0	0.00	500,000	0.00	0	0.00	0	0.00	
TOTAL - EE	0	0.00	1,000,000	0.00	0	0.00	0	0.00	
TOTAL	0	0.00	1,000,000	0.00	0	0.00	0	0.00	
Family First PSA - 1886024									
EXPENSE & EQUIPMENT									
GENERAL REVENUE	0	0.00	0	0.00	500,000	0.00	0	0.00	
DEPT OF SOC SERV FEDERAL & OTH	0	0.00	0	0.00	500,000	0.00	0	0.00	
TOTAL - EE	0	0.00	0	0.00	1,000,000	0.00	0	0.00	
TOTAL	0	0.00	0	0.00	1,000,000	0.00	0	0.00	
GRAND TOTAL	\$0	0.00	\$1,000,000	0.00	\$1,000,000	0.00	\$0	0.00	

DECISION ITEM SUMMARY

Budget Unit									
Decision Item	FY 2023	FY 2023	FY 2024	FY 2024	FY 2025	FY 2025	*****	*****	
Budget Object Summary	ACTUAL	ACTUAL	BUDGET	BUDGET	DEPT REQ	DEPT REQ	SECURED	SECURED	
Fund	DOLLAR	FTE	DOLLAR	FTE	DOLLAR	FTE	COLUMN	COLUMN	
FFPSA DEV & START UP PREV PROG									
CORE									
PROGRAM-SPECIFIC									
DEPT OF SOC SERV FEDERAL & OTH	0	0.00	3,400,000	0.00	0	0.00	0	0.00	
TOTAL - PD	0	0.00	3,400,000	0.00	0	0.00	0	0.00	
TOTAL	0	0.00	3,400,000	0.00	0	0.00	0	0.00	
Family First PSA - 1886024									
PROGRAM-SPECIFIC									
DEPT OF SOC SERV FEDERAL & OTH	0	0.00	0	0.00	3,400,000	0.00	0	0.00	
TOTAL - PD	0	0.00	0	0.00	3,400,000	0.00	0	0.00	
TOTAL	0	0.00	0	0.00	3,400,000	0.00	0	0.00	
GRAND TOTAL	\$0	0.00	\$3,400,000	0.00	\$3,400,000	0.00	\$0	0.00	

DECISION ITEM SUMMARY

Budget Unit									
Decision Item	FY 2023	FY 2023	FY 2024	FY 2024	FY 2025	FY 2025	*****	*****	
Budget Object Summary	ACTUAL	ACTUAL	BUDGET	BUDGET	DEPT REQ	DEPT REQ	SECURED	SECURED	
Fund	DOLLAR	FTE	DOLLAR	FTE	DOLLAR	FTE	COLUMN	COLUMN	
FAMILY FIRST PSA									
CORE									
EXPENSE & EQUIPMENT									
DEPT OF SOC SERV FEDERAL & OTH	126,938	0.00	250,000	0.00	0	0.00	0	0.00	
TOTAL - EE	126,938	0.00	250,000	0.00	0	0.00	0	0.00	
TOTAL	126,938	0.00	250,000	0.00	0	0.00	0	0.00	
Family First PSA - 1886024									
EXPENSE & EQUIPMENT									
DEPT OF SOC SERV FEDERAL & OTH	0	0.00	0	0.00	250,000	0.00	0	0.00	
TOTAL - EE	0	0.00	0	0.00	250,000	0.00	0	0.00	
TOTAL	0	0.00	0	0.00	250,000	0.00	0	0.00	
GRAND TOTAL	\$126,938	0.00	\$250,000	0.00	\$250,000	0.00	\$0	0.00	

DECISION ITEM DETAIL

Budget Unit	FY 2023	FY 2023	FY 2024	FY 2024	FY 2025	FY 2025	*****	*****
Decision Item	ACTUAL	ACTUAL	BUDGET	BUDGET	DEPT REQ	DEPT REQ	SECURED	SECURED
Budget Object Class	DOLLAR	FTE	DOLLAR	FTE	DOLLAR	FTE	COLUMN	COLUMN
FFPSA COMMUNITY SETTING GRANTS								
CORE								
PROFESSIONAL SERVICES	5,283	0.00	0	0.00	0	0.00	0	0.00
TOTAL - EE	5,283	0.00	0	0.00	0	0.00	0	0.00
PROGRAM DISTRIBUTIONS	0	0.00	5,000,000	0.00	0	0.00	0	0.00
TOTAL - PD	0	0.00	5,000,000	0.00	0	0.00	0	0.00
GRAND TOTAL	\$5,283	0.00	\$5,000,000	0.00	\$0	0.00	\$0	0.00
GENERAL REVENUE	\$0	0.00	\$0	0.00	\$0	0.00		0.00
FEDERAL FUNDS	\$5,283	0.00	\$5,000,000	0.00	\$0	0.00		0.00
OTHER FUNDS	\$0	0.00	\$0	0.00	\$0	0.00		0.00

DECISION ITEM DETAIL

Budget Unit	FY 2023	FY 2023	FY 2024	FY 2024	FY 2025	FY 2025	*****	*****
Decision Item	ACTUAL	ACTUAL	BUDGET	BUDGET	DEPT REQ	DEPT REQ	SECURED	SECURED
Budget Object Class	DOLLAR	FTE	DOLLAR	FTE	DOLLAR	FTE	COLUMN	COLUMN
FFPSA COMM SETTING CONTRACTS								
CORE								
PROFESSIONAL SERVICES	0	0.00	1,000,000	0.00	0	0.00	0	0.00
TOTAL - EE	0	0.00	1,000,000	0.00	0	0.00	0	0.00
GRAND TOTAL	\$0	0.00	\$1,000,000	0.00	\$0	0.00	\$0	0.00
GENERAL REVENUE	\$0	0.00	\$500,000	0.00	\$0	0.00		0.00
FEDERAL FUNDS	\$0	0.00	\$500,000	0.00	\$0	0.00		0.00
OTHER FUNDS	\$0	0.00	\$0	0.00	\$0	0.00		0.00

DECISION ITEM DETAIL

Budget Unit	FY 2023	FY 2023	FY 2024	FY 2024	FY 2025	FY 2025	*****	*****
Decision Item	ACTUAL	ACTUAL	BUDGET	BUDGET	DEPT REQ	DEPT REQ	SECURED	SECURED
Budget Object Class	DOLLAR	FTE	DOLLAR	FTE	DOLLAR	FTE	COLUMN	COLUMN
FFPSA DEV & START UP PREV PROG								
CORE								
PROGRAM DISTRIBUTIONS	0	0.00	3,400,000	0.00	0	0.00	0	0.00
TOTAL - PD	0	0.00	3,400,000	0.00	0	0.00	0	0.00
GRAND TOTAL	\$0	0.00	\$3,400,000	0.00	\$0	0.00	\$0	0.00
GENERAL REVENUE	\$0	0.00	\$0	0.00	\$0	0.00		0.00
FEDERAL FUNDS	\$0	0.00	\$3,400,000	0.00	\$0	0.00		0.00
OTHER FUNDS	\$0	0.00	\$0	0.00	\$0	0.00		0.00

DECISION ITEM DETAIL

Budget Unit	FY 2023	FY 2023	FY 2024	FY 2024	FY 2025	FY 2025	*****	*****
Decision Item	ACTUAL	ACTUAL	BUDGET	BUDGET	DEPT REQ	DEPT REQ	SECURED	SECURED
Budget Object Class	DOLLAR	FTE	DOLLAR	FTE	DOLLAR	FTE	COLUMN	COLUMN
FAMILY FIRST PSA								
CORE								
PROFESSIONAL SERVICES	126,938	0.00	0	0.00	0	0.00	0	0.00
OTHER EQUIPMENT	0	0.00	250,000	0.00	0	0.00	0	0.00
TOTAL - EE	126,938	0.00	250,000	0.00	0	0.00	0	0.00
GRAND TOTAL	\$126,938	0.00	\$250,000	0.00	\$0	0.00	\$0	0.00
GENERAL REVENUE	\$0	0.00	\$0	0.00	\$0	0.00		0.00
FEDERAL FUNDS	\$126,938	0.00	\$250,000	0.00	\$0	0.00		0.00
OTHER FUNDS	\$0	0.00	\$0	0.00	\$0	0.00		0.00

PROGRAM DESCRIPTION

Department: Social Services

HB Section(s):

11.332

Program Name: Family First Prevention Services

Program is found in the following core budget(s): Family First Prevention Services

1a. What strategic priority does this program address?

Enhance families access to vital services, substance use treatment, and/or improved parenting skills.

1b. What does this program do?

The Children's Division implemented requirements of the Family First Prevention Services Act (FFPSA) on October 1, 2021, to ensure children in care are placed in the least restrictive, most family-like setting appropriate to the child's special needs when foster care is needed. The requirements implemented on October 1, 2021 included the Individual Assessment (IA) process and Qualified Residential Treatment Program (QRTP). FFPSA requires an independent assessment by a qualified clinician or trained person to determine if placement in a family setting or in residential treatment is the most effective and appropriate option to meet the needs of youth in foster care. FFPSA also identified requirements for quality, trauma-informed, short term residential treatment services, which are permitted for federal reimbursement. The Children's Division is continuing planning efforts for future implementation of prevention services, as part of FFPSA, to adequately meet the needs of children and families by offering preventative services to assist children to remain safely in their homes. For the purposes of Title IV-E Prevention Services, children identified as being candidates for foster care are those at imminent risk of entering foster care; however can remain safely in the home with family engagement in supportive services to address mental health, substance use, or in-home parenting services. Eligibility for Title IV-E Prevention Services must be defined in each child's prevention plan.

The following target population groups for Family First Prevention eligibility may include:

- Children identified as needing services through an active investigation or assessment, or are already receiving services by the state agency, to include non-court and court-involved cases
- Children involved in a newborn crisis assessment where the mother or child had a positive toxicology screening during pregnancy or at the time of birth
- Children, including pre or post-natal infants, of pregnant or parenting youth currently in foster care or who have exited foster care within the past five years
- Children who have exited foster care through reunification, guardianship, or adoption within the past five years and are at risk of disruption
- Siblings of children in foster care who still reside in the family home with identified safety concerns and are at risk of entering foster care

FFPSA was passed and signed into law as part of the Bipartisan Budget Act on February 9, 2018. The FFPSA provides support to the child welfare system by providing the tools needed to help children and families who come to the attention of the child welfare system. FFPSA allows for federal reimbursement of money under Title IV-E of the Social Security Act to be used toward prevention services allowing children to remain safely with their families and out of the foster care system. When foster care is needed, it permits federal reimbursement for care in family-based settings, as a major focus of the act is to place children with relatives or in foster family homes, and certain residential treatment programs for children with demonstrated clinical need. The intent of FFPSA is to ensure that children whose needs cannot be met in a family setting receive high-quality residential treatment services, for only as long as needed, that allow them to successfully transition back to family care.

PROGRAM DESCRIPTION

Department: Social Services

HB Section(s):

11.332

Program Name: Family First Prevention Services

Program is found in the following core budget(s): Family First Prevention Services

2a. Provide an activity measure(s) for the program.

Number of children and families served by FCS Family First Prevention Services cases

Implementation of FCS Family First Prevention Services cases will begin in pilot sites after completion of the procurement process for contracting.

2b. Provide a measure(s) of the program's quality.

Number of FCS Family First Prevention Services cases closed successfully

Implementation of FCS Family First Prevention Services cases will begin in pilot sites after completion of the procurement process for contracting.

2c. Provide a measure(s) of the program's impact.

Percentage of families served through FCS Family First Prevention Services cases that do not experience repeat maltreatment through a substantiated child abuse and neglect report within six months post-intervention

Implementation of FCS Family First Prevention Services cases will begin in pilot sites after completion of the procurement process for contracting.

2d. Provide a measure(s) of the program's efficiency.

Percentage of families served through FCS Family First Prevention Services cases remaining intact/child or children have not entered alternative care within six months post-intervention

Implementation of FCS Family First Prevention Services cases will begin in pilot sites after completion of the procurement process for contracting.

PROGRAM DESCRIPTION

Department: Social Services

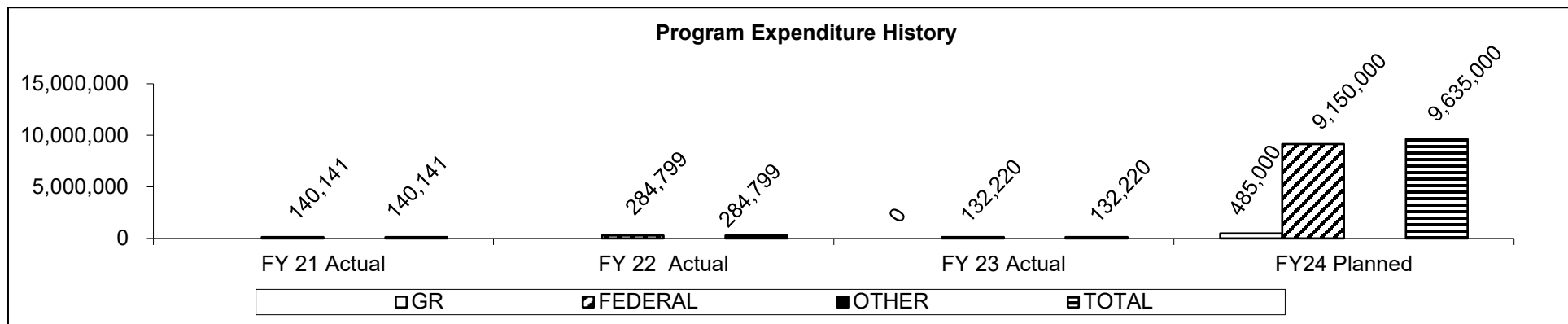
HB Section(s):

11.332

Program Name: Family First Prevention Services

Program is found in the following core budget(s): Family First Prevention Services

3. Provide actual expenditures for the prior three fiscal years and planned expenditures for the current fiscal year. (Note: Amounts do not include fringe benefit costs.)



Planned FY 2024 expenditures are net of reverted and reserve.

4. What are the sources of the "Other " funds?

N/A

5. What is the authorization for this program, i.e., federal or state statute, etc.? (Include the federal program number, if applicable.)

Public Law (P.L.) 116-94, Further Consolidated Appropriations Act, 2020; the Family First Prevention Services Act (FFPSA) within Division E, Title VII of the Bipartisan Budget Act of 2018 (P.L. 115-123); Sections 421, 423, and 1130 of the Social Security Act.

6. Are there federal matching requirements? If yes, please explain.

N/A

7. Is this a federally mandated program? If yes, please explain.

The mechanism to utilize transition funding for states to move towards implementation is not mandatory; however, the changes set forth in P.L. 115-123 are. Additionally, The federal Child Welfare Act and the federal Child Abuse Prevention and Treatment Act obligate Missouri to care for children who have been abused and neglected.

NDI – Family First PSA

NEW DECISION ITEM

Department: Social Services
Division: Children's Division
DI Name: Family First PSA **DI# 1886024**

Budget Unit: 90193C, 90194C, 90183C, 90191C
HB Section: 11.332

1. AMOUNT OF REQUEST

	FY 2025 Budget Request			
	GR	Federal	Other	Total
PS	0	0	0	0
EE	500,000	750,000	0	1,250,000
PSD	0	8,400,000	0	8,400,000
TRF	0	0	0	0
Total	500,000	9,150,000	0	9,650,000
FTE	0.00	0.00	0.00	0.00

	FY 2025 Governor's Recommendation			
	GR	Federal	Other	Total
PS	0	0	0	0
EE	0	0	0	0
PSD	0	0	0	0
TRF	0	0	0	0
Total	0	0	0	0
FTE	0.00	0.00	0.00	0.00

Est. Fringe	0	0	0	0
--------------------	---	---	---	---

Note: Fringes budgeted in House Bill 5 except for certain fringes budgeted directly to MoDOT, Highway Patrol, and Conservation.

Est. Fringe	0	0	0	0
--------------------	---	---	---	---

Note: Fringes budgeted in House Bill 5 except for certain fringes budgeted directly to MoDOT, Highway Patrol, and Conservation.

Other Funds: N/A
 Non-Counts: N/A

Other Funds:
 Non-Counts:

2. THIS REQUEST CAN BE CATEGORIZED AS:

<input type="checkbox"/> New Legislation	<input type="checkbox"/> New Program	<input type="checkbox"/> Fund Switch
<input type="checkbox"/> Federal Mandate	<input checked="" type="checkbox"/> Program Expansion	<input type="checkbox"/> Cost to Continue
<input type="checkbox"/> GR Pick-Up	<input type="checkbox"/> Space Request	<input type="checkbox"/> Equipment Replacement
<input type="checkbox"/> Pay Plan	<input type="checkbox"/> Other: _____	

NEW DECISION ITEM

Department: Social Services
Division: Children's Division
DI Name: Family First PSA DI# 1886024

Budget Unit: 90193C, 90194C, 90183C, 90191C
HB Section: 11.332

3. WHY IS THIS FUNDING NEEDED? PROVIDE AN EXPLANATION FOR ITEMS CHECKED IN #2. INCLUDE THE FEDERAL OR STATE STATUTORY OR CONSTITUTIONAL AUTHORIZATION FOR THIS PROGRAM.

FFPSA was passed and signed into law as part of the Bipartisan Budget Act on February 9, 2018. The FFPSA provides support to the child welfare system by providing the tools needed to help children and families who come to the attention of the child welfare system. FFPSA allows for federal reimbursement of money under Title IV-E of the Social Security Act to be used toward prevention services allowing children to remain safely with their families and out of the foster care system. When foster care is needed, it permits federal reimbursement for care in family-based settings, as a major focus of the act is to place children with relatives or in foster family homes, and certain residential treatment programs for children with demonstrated clinical need. The intent of FFPSA is to ensure that children whose needs cannot be met in a family setting receive high-quality residential treatment services, for only as long as needed, that allow them to successfully transition back to family care.

4. DESCRIBE THE DETAILED ASSUMPTIONS USED TO DERIVE THE SPECIFIC REQUESTED AMOUNT. (How did you determine that the requested number of FTE were appropriate? From what source or standard did you derive the requested levels of funding? Were alternatives such as outsourcing or automation considered? If based on new legislation, does request tie to TAFP fiscal note? If not, explain why. Detail which portions of the request are one-times and how those amounts were calculated.)

The Further Consolidated Appropriations Act of 2020 included funding for states to apply for Family First Prevention Services Act Transition funding. The purpose of the funding allows the Children's Division to support activities directly associated with the implementation of the Family First Prevention Services Act (FFPSA). Asking for continuing funding as this was put in as one-time funding last year.

FFPSA Dev & Start Up Prev Prog \$3,400,000
Family First PSA \$250,000
FFPSA Community Setting Grants \$5,000,000
FFPSA Comm Setting Contracts \$1,000,000 (\$500,000 GR)

NEW DECISION ITEM

Department: Social Services
Division: Children's Division
DI Name: Family First PSA **DI# 1886024**

Budget Unit: 90193C, 90194C, 90183C, 90191C
HB Section: 11.332

5. BREAK DOWN THE REQUEST BY BUDGET OBJECT CLASS, JOB CLASS, AND FUND SOURCE. IDENTIFY ONE-TIME COSTS.

Budget Object Class/Job Class	Dept Req GR DOLLARS	Dept Req GR FTE	Dept Req FED DOLLARS	Dept Req FED FTE	Dept Req OTHER DOLLARS	Dept Req OTHER FTE	Dept Req TOTAL DOLLARS	Dept Req TOTAL FTE	Dept Req One-Time DOLLARS
Total PS	<u>0</u>	<u>0.0</u>	<u>0</u>	<u>0.0</u>	<u>0</u>	<u>0.0</u>	<u>0</u>	<u>0.0</u>	<u>0</u>
400 - Professional Services	500,000		500,000		0		1,000,000		0
590 - Other Equipment	0		250,000		0		250,000		0
Total EE	<u>500,000</u>		<u>750,000</u>		<u>0</u>		<u>1,250,000</u>		<u>0</u>
800 - Program Distributions	0		8,400,000		0		8,400,000		0
Total PSD	<u>0</u>		<u>8,400,000</u>		<u>0</u>		<u>8,400,000</u>		<u>0</u>
Grand Total	<u>500,000</u>	<u>0.0</u>	<u>9,150,000</u>	<u>0.0</u>	<u>0</u>	<u>0.0</u>	<u>9,650,000</u>	<u>0.0</u>	<u>0</u>

Budget Object Class/Job Class	Gov Rec GR DOLLARS	Gov Rec GR FTE	Gov Rec FED DOLLARS	Gov Rec FED FTE	Gov Rec OTHER DOLLARS	Gov Rec OTHER FTE	Gov Rec TOTAL DOLLARS	Gov Rec TOTAL FTE	Gov Rec One-Time DOLLARS
Total PS	<u>0</u>	<u>0.0</u>	<u>0</u>	<u>0.0</u>	<u>0</u>	<u>0.0</u>	<u>0</u>	<u>0.0</u>	<u>0</u>
Total EE	<u>0</u>		<u>0</u>		<u>0</u>		<u>0</u>		<u>0</u>
Total PSD	<u>0</u>		<u>0</u>		<u>0</u>		<u>0</u>		<u>0</u>
Grand Total	<u>0</u>	<u>0.0</u>	<u>0</u>	<u>0.0</u>	<u>0</u>	<u>0.0</u>	<u>0</u>	<u>0.0</u>	<u>0</u>

NEW DECISION ITEM

Department: Social Services
Division: Children's Division
DI Name: Family First PSA **DI# 1886024**

Budget Unit: **90193C, 90194C, 90183C, 90191C**
HB Section: **11.332**

6. PERFORMANCE MEASURES (If new decision item has an associated core, separately identify projected performance with & without additional funding.)

6a. Provide an activity measure(s) for the program.

Number of children and families served by FCS Family First Prevention Services cases

6b. Provide a measure(s) of the program's quality.

Number of FCS Family First Prevention Services cases closed successfully

6c. Provide a measure(s) of the program's impact.

Percentage of families served through FCS Family First Prevention Services cases that do not experience repeat maltreatment through a substantiated child abuse and neglect report within six months post-intervention

6d. Provide a measure(s) of the program's efficiency.

Percentage of families served through FCS Family First Prevention Services cases remaining intact/child or children have not entered alternative care within six months post-intervention

7. STRATEGIES TO ACHIEVE THE PERFORMANCE MEASUREMENT TARGETS:

Enhance families access to vital services, substance use treatment, and/or improved parenting skills.

DECISION ITEM DETAIL

Budget Unit	FY 2023	FY 2023	FY 2024	FY 2024	FY 2025	FY 2025	*****	*****
Decision Item	ACTUAL	ACTUAL	BUDGET	BUDGET	DEPT REQ	DEPT REQ	SECURED	SECURED
Budget Object Class	DOLLAR	FTE	DOLLAR	FTE	DOLLAR	FTE	COLUMN	COLUMN
FFPSA COMMUNITY SETTING GRANTS								
Family First PSA - 1886024								
PROGRAM DISTRIBUTIONS	0	0.00	0	0.00	5,000,000	0.00	0	0.00
TOTAL - PD	0	0.00	0	0.00	5,000,000	0.00	0	0.00
GRAND TOTAL	\$0	0.00	\$0	0.00	\$5,000,000	0.00	\$0	0.00
GENERAL REVENUE	\$0	0.00	\$0	0.00	\$0	0.00		0.00
FEDERAL FUNDS	\$0	0.00	\$0	0.00	\$5,000,000	0.00		0.00
OTHER FUNDS	\$0	0.00	\$0	0.00	\$0	0.00		0.00

DECISION ITEM DETAIL

Budget Unit	FY 2023	FY 2023	FY 2024	FY 2024	FY 2025	FY 2025	*****	*****
Decision Item	ACTUAL	ACTUAL	BUDGET	BUDGET	DEPT REQ	DEPT REQ	SECURED	SECURED
Budget Object Class	DOLLAR	FTE	DOLLAR	FTE	DOLLAR	FTE	COLUMN	COLUMN
FFPSA COMM SETTING CONTRACTS								
Family First PSA - 1886024								
PROFESSIONAL SERVICES	0	0.00	0	0.00	1,000,000	0.00	0	0.00
TOTAL - EE	0	0.00	0	0.00	1,000,000	0.00	0	0.00
GRAND TOTAL	\$0	0.00	\$0	0.00	\$1,000,000	0.00	\$0	0.00
GENERAL REVENUE	\$0	0.00	\$0	0.00	\$500,000	0.00		0.00
FEDERAL FUNDS	\$0	0.00	\$0	0.00	\$500,000	0.00		0.00
OTHER FUNDS	\$0	0.00	\$0	0.00	\$0	0.00		0.00

DECISION ITEM DETAIL

Budget Unit	FY 2023	FY 2023	FY 2024	FY 2024	FY 2025	FY 2025	*****	*****
Decision Item	ACTUAL	ACTUAL	BUDGET	BUDGET	DEPT REQ	DEPT REQ	SECURED	SECURED
Budget Object Class	DOLLAR	FTE	DOLLAR	FTE	DOLLAR	FTE	COLUMN	COLUMN
FFPSA DEV & START UP PREV PROG								
Family First PSA - 1886024								
PROGRAM DISTRIBUTIONS	0	0.00	0	0.00	3,400,000	0.00	0	0.00
TOTAL - PD	0	0.00	0	0.00	3,400,000	0.00	0	0.00
GRAND TOTAL	\$0	0.00	\$0	0.00	\$3,400,000	0.00	\$0	0.00
GENERAL REVENUE	\$0	0.00	\$0	0.00	\$0	0.00		0.00
FEDERAL FUNDS	\$0	0.00	\$0	0.00	\$3,400,000	0.00		0.00
OTHER FUNDS	\$0	0.00	\$0	0.00	\$0	0.00		0.00

DECISION ITEM DETAIL

Budget Unit	FY 2023	FY 2023	FY 2024	FY 2024	FY 2025	FY 2025	*****	*****
Decision Item	ACTUAL	ACTUAL	BUDGET	BUDGET	DEPT REQ	DEPT REQ	SECURED	SECURED
Budget Object Class	DOLLAR	FTE	DOLLAR	FTE	DOLLAR	FTE	COLUMN	COLUMN
FAMILY FIRST PSA								
Family First PSA - 1886024								
OTHER EQUIPMENT	0	0.00	0	0.00	250,000	0.00	0	0.00
TOTAL - EE	0	0.00	0	0.00	250,000	0.00	0	0.00
GRAND TOTAL	\$0	0.00	\$0	0.00	\$250,000	0.00	\$0	0.00
GENERAL REVENUE	\$0	0.00	\$0	0.00	\$0	0.00		0.00
FEDERAL FUNDS	\$0	0.00	\$0	0.00	\$250,000	0.00		0.00
OTHER FUNDS	\$0	0.00	\$0	0.00	\$0	0.00		0.00

Core – Foster Care

CORE DECISION ITEM

Department: Social Services
Division: Children's Division
Core: Foster Care

Budget Unit: 90195C
HB Section: 11.335

1. CORE FINANCIAL SUMMARY

	FY 2025 Budget Request			
	GR	Federal	Other	Total
PS	0	0	0	0
EE	1,187,776	1,118,861	15,000	2,321,637
PSD	655,591	924,301	0	1,579,892
TRF	0	0	0	0
Total	1,843,367	2,043,162	15,000	3,901,529
FTE	0.00	0.00	0.00	0.00

	FY 2025 Governor's Recommendation			
	GR	Federal	Other	Total
PS	0	0	0	0
EE	0	0	0	0
PSD	0	0	0	0
TRF	0	0	0	0
Total	0	0	0	0
FTE	0.00	0.00	0.00	0.00

Est. Fringe	0	0	0	0
--------------------	---	---	---	---

Note: Fringes budgeted in House Bill 5 except for certain fringes budgeted directly to MoDOT, Highway Patrol, and Conservation.

Est. Fringe	0	0	0	0
--------------------	---	---	---	---

Note: Fringes budgeted in House Bill 5 except for certain fringes budgeted directly to MoDOT, Highway Patrol, and Conservation.

Other Funds:
 Foster Care and Adoptive Parents Recruitment and Retention Fund (0979) - \$15,000

Other Funds:

2. CORE DESCRIPTION

This appropriation provides funding for alternative living arrangements for children who are removed from their parent or legal guardian and placed in the Children's Division's (CD) custody to protect them from abuse and neglect.

3. PROGRAM LISTING (list programs included in this core funding)

Foster Care
 Foster Care Special Expenses

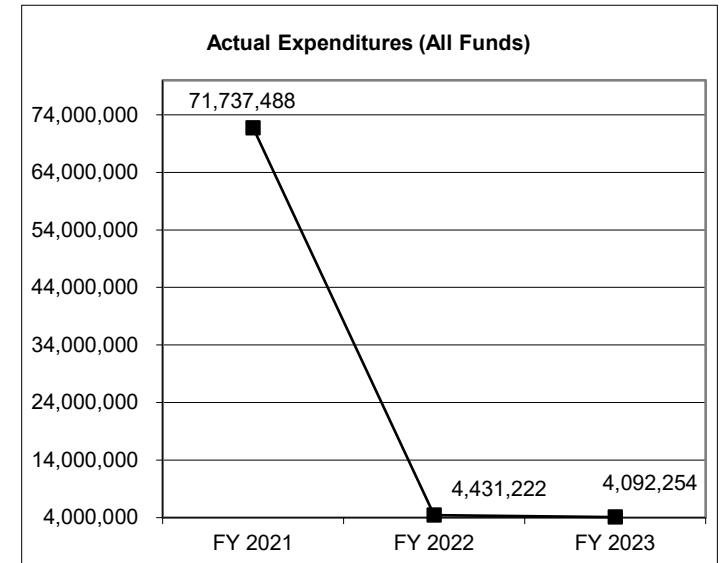
CORE DECISION ITEM

Department: Social Services
Division: Children's Division
Core: Foster Care

Budget Unit: 90195C
HB Section: 11.335

4. FINANCIAL HISTORY

	FY 2021 Actual	FY 2022 Actual	FY 2023 Actual	FY 2024 Current Yr.
Appropriation (All Funds)	70,873,588	14,023,543	4,386,250	3,901,529
Less Reverted (All Funds)	0	(300,450)	(450)	(12,050)
Less Restricted* (All Funds)	0	0	0	0
Budget Authority (All Funds)	70,873,588	13,723,093	4,385,800	3,889,479
Actual Expenditures (All Funds)	71,737,488	4,431,222	4,092,254	N/A
Unexpended (All Funds)	(863,900)	9,291,871	293,546	N/A
Unexpended, by Fund:				
General Revenue	525,626	3,556,902	14,973	N/A
Federal	(1,404,526)	5,719,969	265,573	N/A
Other	15,000	15,000	13,000	N/A
	(1)	(2)	(3)	



Reverted includes statutory reserve amounts (when applicable).

*Current Year restricted amount is as of September 1, 2023.

NOTES:

- (1)** FY21 - There was a (\$10 million GR) reallocation to Child Care Subsidy Payments and a (\$10 million FF) reallocation from Purchase of Child Care. Also, a transfer amount of \$1,600,000 FF to contribute to the expended amount.
- (2)** FY22 - In previous years Foster Care maintenance payments, Contract attorneys, and residential treatment programs and services were included within this section, these services are separated out to improve transparency and accountability. In FY22, various rate increases were approved of \$3,349,059 which contributed to the allotment.
- (3)** FY23 - Appropriation was reduced based on the FY22 HB reorganization of programs. Additionally, no continued cost for programs added in FY22 were approved.

CORE RECONCILIATION DETAIL

**DEPARTMENT OF SOCIAL SERVICES
FOSTER CARE**

5. CORE RECONCILIATION DETAIL

	Budget Class	FTE	GR	Federal	Other	Total	Explanation
TAFP AFTER VETOES							
	EE	0.00	1,187,776	803,861	15,000	2,006,637	
	PD	0.00	655,591	1,239,301	0	1,894,892	
	Total	0.00	1,843,367	2,043,162	15,000	3,901,529	
DEPARTMENT CORE ADJUSTMENTS							
Core Reallocation	525 6993 EE	0.00	0	315,000	0	315,000	Core reallocation to align with actual expenditures.
Core Reallocation	525 6993 PD	0.00	0	(315,000)	0	(315,000)	Core reallocation to align with actual expenditures.
NET DEPARTMENT CHANGES		0.00	0	0	0	0	
DEPARTMENT CORE REQUEST							
	EE	0.00	1,187,776	1,118,861	15,000	2,321,637	
	PD	0.00	655,591	924,301	0	1,579,892	
	Total	0.00	1,843,367	2,043,162	15,000	3,901,529	
GOVERNOR'S RECOMMENDED CORE							
	EE	0.00	1,187,776	1,118,861	15,000	2,321,637	
	PD	0.00	655,591	924,301	0	1,579,892	
	Total	0.00	1,843,367	2,043,162	15,000	3,901,529	

DECISION ITEM SUMMARY

Budget Unit									
Decision Item	FY 2023	FY 2023	FY 2024	FY 2024	FY 2025	FY 2025	*****	*****	
Budget Object Summary	ACTUAL	ACTUAL	BUDGET	BUDGET	DEPT REQ	DEPT REQ	SECURED	SECURED	
Fund	DOLLAR	FTE	DOLLAR	FTE	DOLLAR	FTE	COLUMN	COLUMN	
FOSTER CARE									
CORE									
EXPENSE & EQUIPMENT									
GENERAL REVENUE	115,412	0.00	1,187,776	0.00	1,187,776	0.00	0	0.00	
TEMP ASSIST NEEDY FAM FEDERAL	398,522	0.00	108,962	0.00	423,962	0.00	0	0.00	
DEPT OF SOC SERV FEDERAL & OTH	190,306	0.00	694,899	0.00	694,899	0.00	0	0.00	
FOSTER CARE & ADOPT PARENT R&R	2,000	0.00	15,000	0.00	15,000	0.00	0	0.00	
TOTAL - EE	706,240	0.00	2,006,637	0.00	2,321,637	0.00	0	0.00	
PROGRAM-SPECIFIC									
GENERAL REVENUE	2,194,657	0.00	655,591	0.00	655,591	0.00	0	0.00	
TEMP ASSIST NEEDY FAM FEDERAL	653,372	0.00	943,196	0.00	628,196	0.00	0	0.00	
DEPT OF SOC SERV FEDERAL & OTH	537,931	0.00	296,105	0.00	296,105	0.00	0	0.00	
TOTAL - PD	3,385,960	0.00	1,894,892	0.00	1,579,892	0.00	0	0.00	
TOTAL	4,092,200	0.00	3,901,529	0.00	3,901,529	0.00	0	0.00	
GRAND TOTAL	\$4,092,200	0.00	\$3,901,529	0.00	\$3,901,529	0.00	\$0	0.00	

FLEXIBILITY REQUEST FORM

BUDGET UNIT NUMBER: 90195C	DEPARTMENT: Social Services
BUDGET UNIT NAME: Foster Care	
HOUSE BILL SECTION: 11.335	DIVISION: Children's Division

1. Provide the amount by fund of personal service flexibility and the amount by fund of expense and equipment flexibility you are requesting in dollar and percentage terms and explain why the flexibility is needed. If flexibility is being requested among divisions, provide the amount by fund of flexibility you are requesting in dollar and percentage terms and explain why the flexibility is needed.

DEPARTMENT REQUEST

10% flexibility is requested between the following sections: 11.075 (DLS Permanency Attorneys), 11.330 (Children's Treatment Services), 11.335 (Foster Care), 11.340 (Foster Care Maintenance), 11.355 (Residential Treatment), 11.375 (Adoption Subsidy), 11.375 (Guardianship Subsidy), 11.380 (Foster Care and Adoption savings), and 11.385 (Independent and Transitional Living).

2. Estimate how much flexibility will be used for the budget year. How much flexibility was used in the Prior Year Budget and the Current Year Budget? Please specify the amount.

PRIOR YEAR ACTUAL AMOUNT OF FLEXIBILITY USED	CURRENT YEAR ESTIMATED AMOUNT OF FLEXIBILITY THAT WILL BE USED	BUDGET REQUEST ESTIMATED AMOUNT OF FLEXIBILITY THAT WILL BE USED
\$0	DSS will flex up to 10% between sections.	Up to 10% flexibility will be used.

3. Please explain how flexibility was used in the prior and/or current years.

PRIOR YEAR EXPLAIN ACTUAL USE	CURRENT YEAR EXPLAIN PLANNED USE
N/A	Flexibility allows for CD to move authority between program sections to ensure payroll obligations are met and services continue to be provided without disruption or delay. Flex allows CD to shift authority to sections where there is need. The DLS Permanency section pays for non-reoccurring legal fees which pass through FACES payroll. Expenditures are based on the placement and needs of the children who come into CD custody. This flexibility will allow CD to adjust to the needs of the children who come into care.

DECISION ITEM DETAIL

Budget Unit	FY 2023	FY 2023	FY 2024	FY 2024	FY 2025	FY 2025	*****	*****
Decision Item	ACTUAL	ACTUAL	BUDGET	BUDGET	DEPT REQ	DEPT REQ	SECURED	SECURED
Budget Object Class	DOLLAR	FTE	DOLLAR	FTE	DOLLAR	FTE	COLUMN	COLUMN
FOSTER CARE								
CORE								
TRAVEL, IN-STATE	51,728	0.00	831,749	0.00	831,749	0.00	0	0.00
TRAVEL, OUT-OF-STATE	157,565	0.00	12,084	0.00	62,084	0.00	0	0.00
SUPPLIES	19,974	0.00	11,207	0.00	21,207	0.00	0	0.00
PROFESSIONAL DEVELOPMENT	2,000	0.00	0	0.00	0	0.00	0	0.00
PROFESSIONAL SERVICES	464,893	0.00	1,143,818	0.00	1,393,818	0.00	0	0.00
MISCELLANEOUS EXPENSES	10,080	0.00	7,779	0.00	12,779	0.00	0	0.00
TOTAL - EE	706,240	0.00	2,006,637	0.00	2,321,637	0.00	0	0.00
PROGRAM DISTRIBUTIONS	3,385,960	0.00	1,894,892	0.00	1,579,892	0.00	0	0.00
TOTAL - PD	3,385,960	0.00	1,894,892	0.00	1,579,892	0.00	0	0.00
GRAND TOTAL	\$4,092,200	0.00	\$3,901,529	0.00	\$3,901,529	0.00	\$0	0.00
GENERAL REVENUE	\$2,310,069	0.00	\$1,843,367	0.00	\$1,843,367	0.00		0.00
FEDERAL FUNDS	\$1,780,131	0.00	\$2,043,162	0.00	\$2,043,162	0.00		0.00
OTHER FUNDS	\$2,000	0.00	\$15,000	0.00	\$15,000	0.00		0.00

PROGRAM DESCRIPTION

Department: Social Services

HB Section(s): 11.335

Program Name: Foster Care Special Expenses

Program is found in the following core budget(s): Foster Care

1a. What strategic priority does this program address?

Safety and wellbeing for foster youth while safely reducing children in care.

1b. What does this program do?

The Children’s Division (CD) Foster Care program provides the least restrictive environment for children placed into foster care by Missouri courts. Services and supports are provided to youth, birth parents, and caregivers to remedy the issues that prompted the child(ren) being brought into custody. The Division works toward permanency (reunification, adoption, or guardianship) for all children in their care, while working toward improving their well-being.

Foster and relative families caring for children between the ages of 0-36 months also receive an additional \$80 per month to help meet the special needs of infants such as diapers, formula, and supplies.

Foster Care Case Management

Contracted Case Management providers receive a case rate per child per month for children being served by the private agency. A portion of that case rate is for foster care services and is paid from this appropriation. Contracted case managers contract directly with foster, relative, and respite providers.

Legal Expenses

The Foster Care appropriation is used to pay legal expenses when a child cannot safely return home, and a decision is made to terminate parental rights. Legal expenses include litigation fees, attorney fees, and costs. Attorneys may contract directly with the department, or they may be secured by the prospective adoptive parents.

Special Expenses

Clothing	\$80/quarter	\$100/quarter	\$175/quarter
Infant	\$91/month		

Respite Rate - FY24

	<u>0 to 5 years</u>	<u>6 to 12 years</u>	<u>13 years and older</u>
Traditional Foster Children	\$31/day	\$31/day	\$38/day
Level A and Medical Children	\$31/day	\$31/day	\$38/day
Level B Foster Children	\$56/day	\$56/day	\$63/day

Other Support Payments for Foster Parents:

Child Care: Dependent on the type of child care provided and foster parent needs.

Transportation: Reimburses at the state mileage rate for medical appointments, counseling, parent visits, Permanency Planning/Family Support Team meetings, or other trips to support the child's case plan.

PROGRAM DESCRIPTION

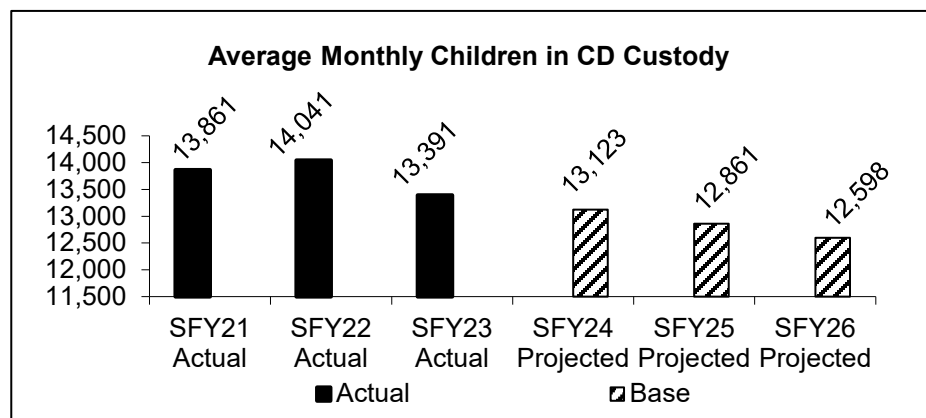
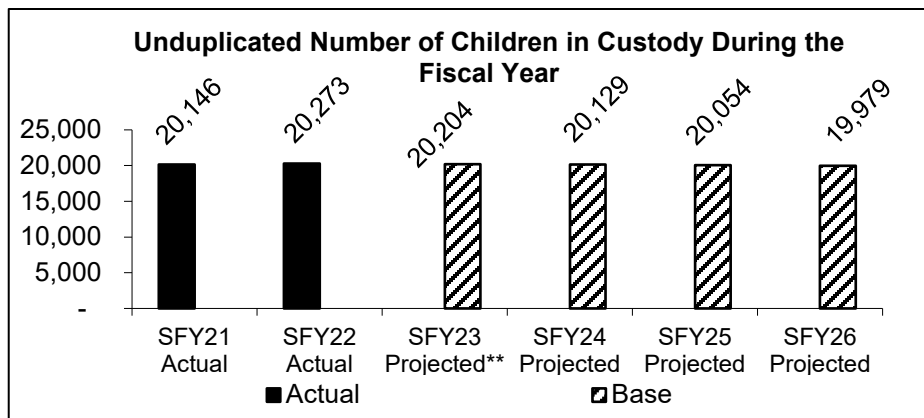
Department: Social Services

HB Section(s): 11.335

Program Name: Foster Care Special Expenses

Program is found in the following core budget(s): Foster Care

2a. Provide an activity measure(s) for the program.

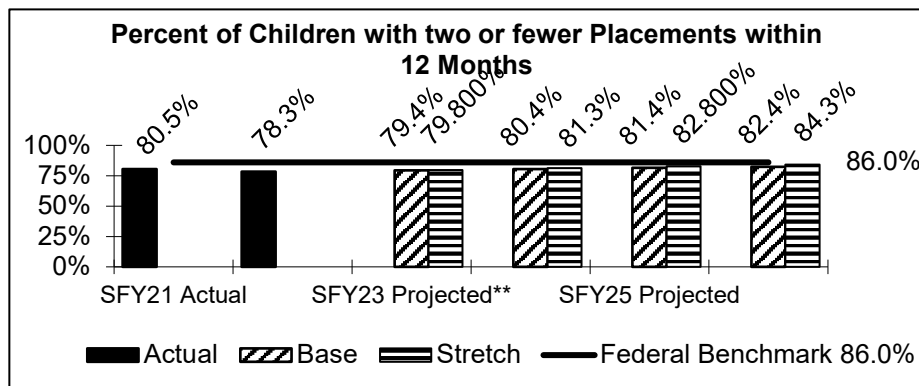
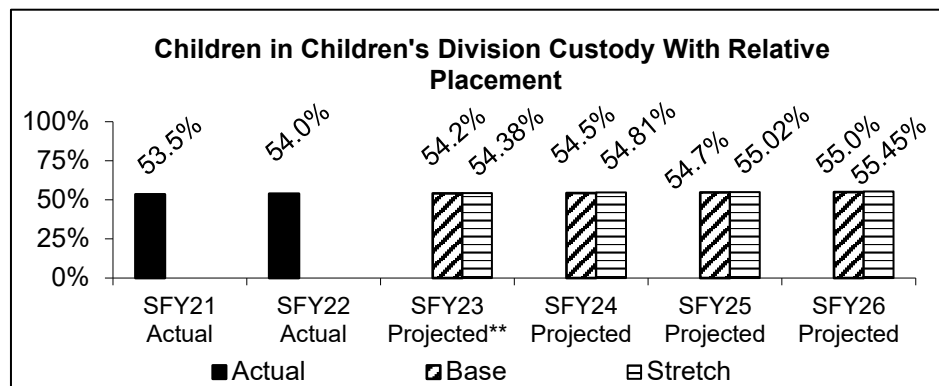


**Data will be available December 2023.

Children in care and custody of Children's Division

Children in care and custody of Children's Division

2b. Provide a measure(s) of the program's quality.



**Data will be available December 2023.

Children in care and custody of Children's Division

**Data will be available December 2023.

Children in care and custody of Children's Division

PROGRAM DESCRIPTION

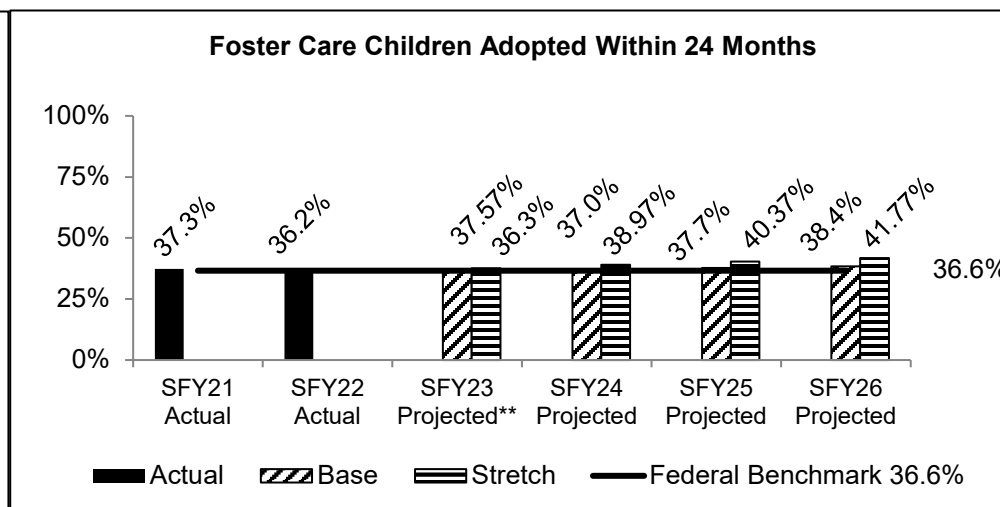
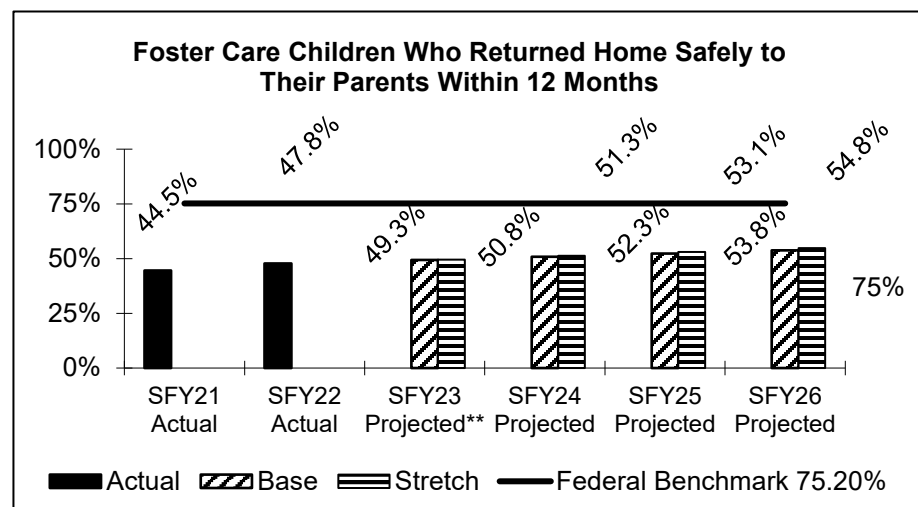
Department: Social Services

HB Section(s): 11.335

Program Name: Foster Care Special Expenses

Program is found in the following core budget(s): Foster Care

2c. Provide a measure(s) of the program's impact.



**Data will be available December 2023.

Children in care and custody of Children's Division

**Data will be available December 2023.

Children in care and custody of Children's Division

2d. Provide a measure(s) of the program's efficiency.

This measure is under development.

PROGRAM DESCRIPTION

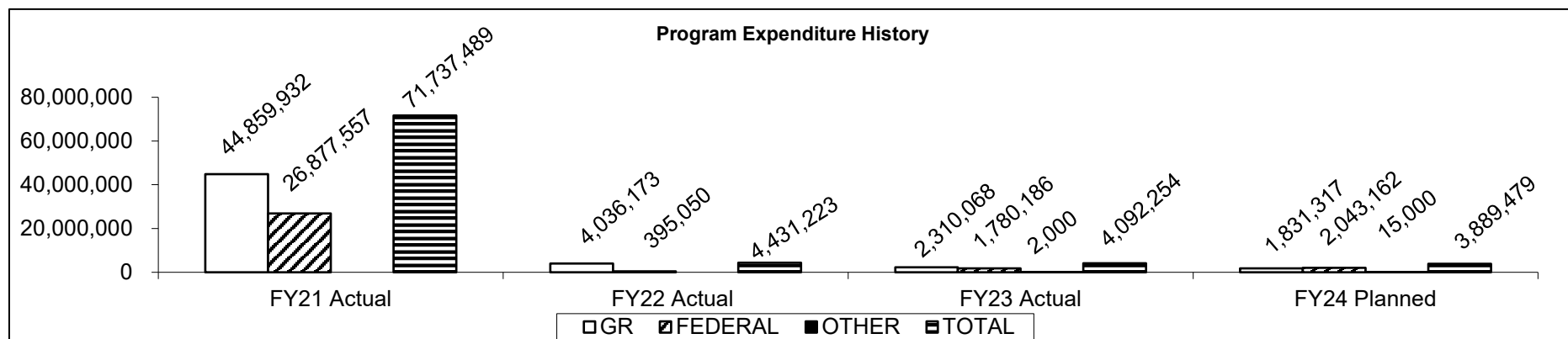
Department: Social Services

HB Section(s): 11.335

Program Name: Foster Care Special Expenses

Program is found in the following core budget(s): Foster Care

3. Provide actual expenditures for the prior three fiscal years and planned expenditures for the current fiscal year. (Note: Amounts do not include fringe benefit costs.)



Planned FY 2024 expenditures are net of reverted and reserves.

4. What are the sources of the "Other " funds?

Foster Care and Adoptive Parents Recruitment and Retention Fund (0979)

5. What is the authorization for this program, i.e., federal or state statute, etc.? (Include the federal program number, if applicable.)

State statute: Sections 173.270, 211.031, and 453.315, RSMo.; Federal: 42 USC Sections 670 and 5101

6. Are there federal matching requirements? If yes, please explain.

Children and youth receiving services from the Children's Division are grouped into two categories for expenditure purposes - Homeless Dependent and Neglected (HDN) and IV-E. Expenditures for HDN children and youth are state-funded or TANF funded. Expenditures on behalf of eligible IV-E children and youth are reimbursable at the IV-E program rate a 50% state match (50% federal earned) for IV-E administrative costs. Some expenditures are reimbursable at the Social Services Block Grant federal rate of 100%. Expenditures related to TANF are reimbursable at 100% federal and require MOE unless identified as maintenance of effort.

7. Is this a federally mandated program? If yes, please explain.

The federal Child Welfare Act and the federal Child Abuse Prevention and Treatment Act obligate Missouri to care for children who are abused and neglected. Administrative activities related to these obligations would be considered mandatory.

Core – Foster Care Outdoor Program

CORE DECISION ITEM

Department: Social Services
Division: Children's Division
Core: Foster Care Outdoor Program

Budget Unit: 90220C

HB Section: 11.335

1. CORE FINANCIAL SUMMARY

	FY 2025 Budget Request			
	GR	Federal	Other	Total
PS	0	0	0	0
EE	0	0	0	0
PSD	183,385	316,615	0	500,000
TRF	0	0	0	0
Total	183,385	316,615	0	500,000
FTE	0.00	0.00	0.00	0.00

	FY 2025 Governor's Recommendation			
	GR	Federal	Other	Total
PS	0	0	0	0
EE	0	0	0	0
PSD	0	0	0	0
TRF	0	0	0	0
Total	0	0	0	0
FTE	0.00	0.00	0.00	0.00

Est. Fringe	0	0	0	0
<i>Note: Fringes budgeted in House Bill 5 except for certain fringes budgeted directly to MoDOT, Highway Patrol, and Conservation.</i>				

Est. Fringe	0	0	0	0
<i>Note: Fringes budgeted in House Bill 5 except for certain fringes budgeted directly to MoDOT, Highway Patrol, and Conservation.</i>				

Other Funds: N/A

Other Funds:

2. CORE DESCRIPTION

The outdoor program is designed to offer therapeutic learning opportunities and rehabilitative outcomes for youth in foster care through backpacking trips; adventure activities such as climbing and caving; wilderness trips; low and high ropes challenge courses; primitive skills; and camping. Adventure activities are designed to be a catalyst for inspiring change in character and integrity in the children served. In a relatively short period, children in these programs experience perspective changes and gain increased efficacy, vision, and hope. The General Assembly appropriated funding for placement costs for a residential licensed or accredited "Outdoor Learning" program in South Central Missouri for the treatment of foster children.

3. PROGRAM LISTING (list programs included in this core funding)

Foster Care Outdoor Program

CORE DECISION ITEM

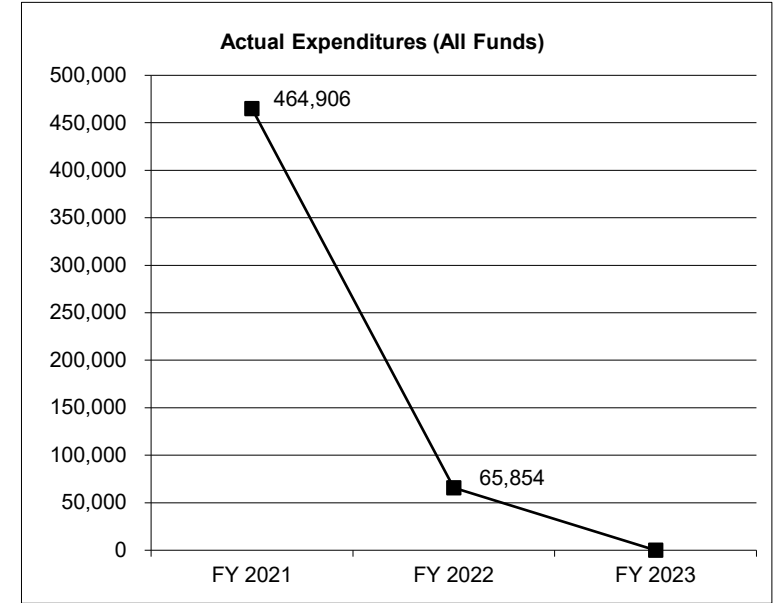
Department: Social Services
Division: Children's Division
Core: Foster Care Outdoor Program

Budget Unit: 90220C

HB Section: 11.335

4. FINANCIAL HISTORY

	FY 2021 Actual	FY 2022 Actual	FY 2023 Actual	FY 2024 Current Yr.
Appropriation (All Funds)	500,000	500,000	500,000	500,000
Less Reverted (All Funds)	(5,502)	(155,502)	(146,526)	(5,502)
Less Restricted (All Funds)	0	0	0	0
Budget Authority (All Funds)	494,498	344,498	353,474	494,498
Actual Expenditures (All Funds)	464,906	65,854	0	N/A
Unexpended (All Funds)	29,592	278,644	353,474	N/A
Unexpended, by Fund:				
General Revenue	963	3,728	36,859	N/A
Federal	28,629	274,916	316,615	N/A
Other	0	0	0	N/A
			(1)	



Reverted includes statutory reserve amounts (when applicable).

Restricted includes Governor's expenditure restrictions which remained at the end of the fiscal year.

*Current Year restricted amount is as of September 1, 2023.

NOTES:

(1) - FY23 - Contract is under development.

CORE RECONCILIATION DETAIL

**DEPARTMENT OF SOCIAL SERVICES
FOSTER CARE OUTDOOR PROGRAM**

5. CORE RECONCILIATION DETAIL

	Budget Class	FTE	GR	Federal	Other	Total	Explanation
TAFP AFTER VETOES							
	PD	0.00	183,385	316,615	0	500,000	
	Total	0.00	183,385	316,615	0	500,000	
DEPARTMENT CORE REQUEST							
	PD	0.00	183,385	316,615	0	500,000	
	Total	0.00	183,385	316,615	0	500,000	
GOVERNOR'S RECOMMENDED CORE							
	PD	0.00	183,385	316,615	0	500,000	
	Total	0.00	183,385	316,615	0	500,000	

DECISION ITEM SUMMARY

Budget Unit								
Decision Item	FY 2023	FY 2023	FY 2024	FY 2024	FY 2025	FY 2025	*****	*****
Budget Object Summary	ACTUAL	ACTUAL	BUDGET	BUDGET	DEPT REQ	DEPT REQ	SECURED	SECURED
Fund	DOLLAR	FTE	DOLLAR	FTE	DOLLAR	FTE	COLUMN	COLUMN
FOSTER CARE OUTDOOR PROGRAM								
CORE								
PROGRAM-SPECIFIC								
GENERAL REVENUE	0	0.00	183,385	0.00	183,385	0.00	0	0.00
DEPT OF SOC SERV FEDERAL & OTH	0	0.00	316,615	0.00	316,615	0.00	0	0.00
TOTAL - PD	0	0.00	500,000	0.00	500,000	0.00	0	0.00
TOTAL	0	0.00	500,000	0.00	500,000	0.00	0	0.00
GRAND TOTAL	\$0	0.00	\$500,000	0.00	\$500,000	0.00	\$0	0.00

DECISION ITEM DETAIL

Budget Unit	FY 2023	FY 2023	FY 2024	FY 2024	FY 2025	FY 2025	*****	*****
Decision Item	ACTUAL	ACTUAL	BUDGET	BUDGET	DEPT REQ	DEPT REQ	SECURED	SECURED
Budget Object Class	DOLLAR	FTE	DOLLAR	FTE	DOLLAR	FTE	COLUMN	COLUMN
FOSTER CARE OUTDOOR PROGRAM								
CORE								
PROGRAM DISTRIBUTIONS	0	0.00	500,000	0.00	500,000	0.00	0	0.00
TOTAL - PD	0	0.00	500,000	0.00	500,000	0.00	0	0.00
GRAND TOTAL	\$0	0.00	\$500,000	0.00	\$500,000	0.00	\$0	0.00
GENERAL REVENUE	\$0	0.00	\$183,385	0.00	\$183,385	0.00		0.00
FEDERAL FUNDS	\$0	0.00	\$316,615	0.00	\$316,615	0.00		0.00
OTHER FUNDS	\$0	0.00	\$0	0.00	\$0	0.00		0.00

PROGRAM DESCRIPTION

Department: Social Services

HB Section(s): 11.335

Program Name: Foster Care Outdoor Program

Program is found in the following core budget(s): Foster Care Outdoor Program

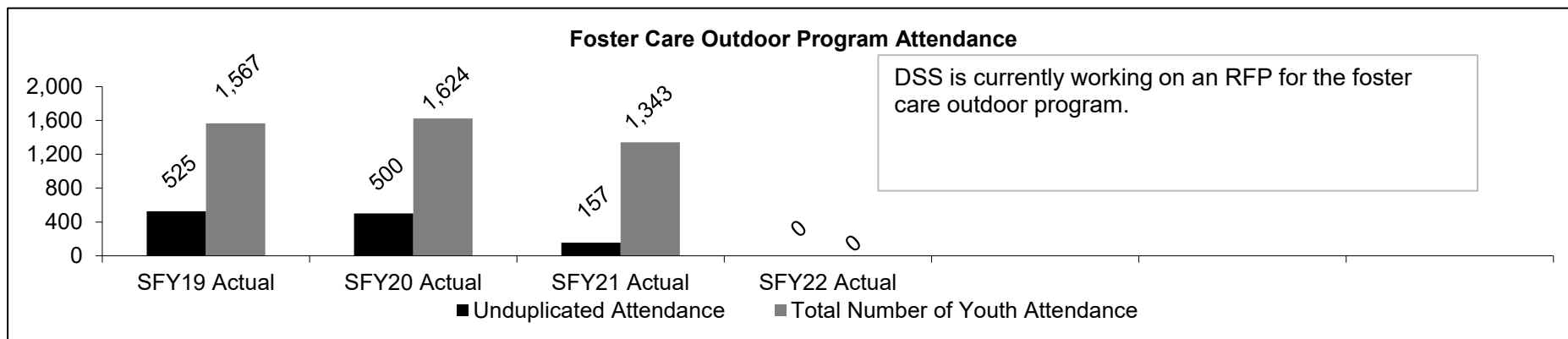
1a. What strategic priority does this program address?

Safety and wellbeing for foster youth.

1b. What does this program do?

The Children's Division (CD) contracts to fund placement costs for a residential licensed or accredited "Outdoor Learning" program for the treatment of foster children. The outdoor program is designed to offer therapeutic learning opportunities and rehabilitative outcomes for youth in foster care through backpacking trips; adventure activities such as climbing and caving; wilderness trips; low and high ropes challenge courses; primitive skills; and camping. Adventure activities are designed to be a catalyst for inspiring change in character and integrity in the children served. In a relatively short period, children in these programs experience perspective changes and gain increased efficacy, vision, and hope. Youth are placed in situations where communication, trust, and focus among campers must be attained to meet the therapeutic needs of each person, as well as the group. Participants who are involved increase their skills in areas of confidence, communication, coping, and conflict management. They are also able to improve peer relationships.

2a. Provide an activity measure(s) for the program.



PROGRAM DESCRIPTION

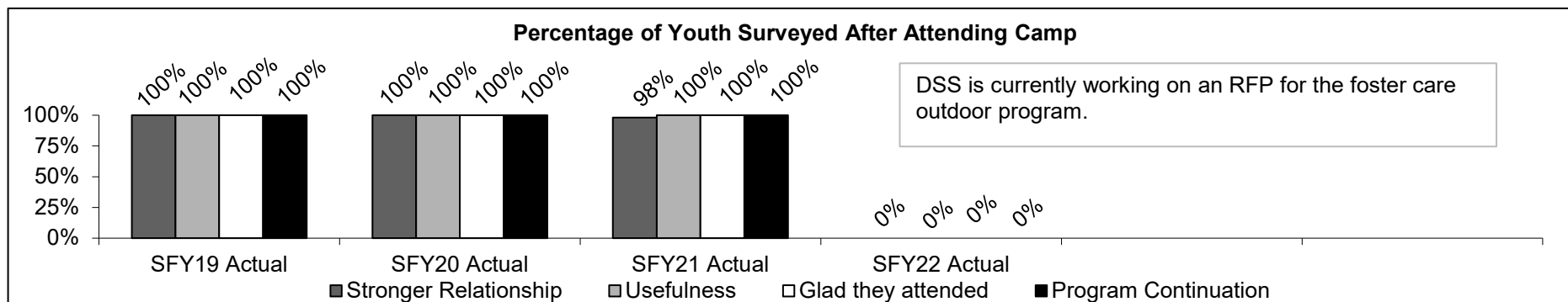
Department: Social Services

HB Section(s): 11.335

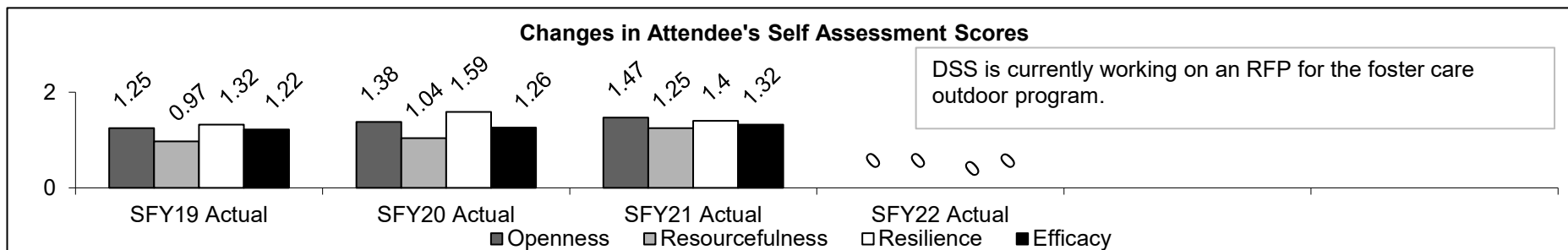
Program Name: Foster Care Outdoor Program

Program is found in the following core budget(s): Foster Care Outdoor Program

2b. Provide a measure(s) of the program's quality.



2c. Provide a measure(s) of the program's impact.



Measure is based on overall change of each youth's pre-assessment and post-assessment. The instrument used consists of nine (9) Likert Scale questions. The Likert scale's range is from 0 - 10.

PROGRAM DESCRIPTION

Department: Social Services

HB Section(s): 11.335

Program Name: Foster Care Outdoor Program

Program is found in the following core budget(s): Foster Care Outdoor Program

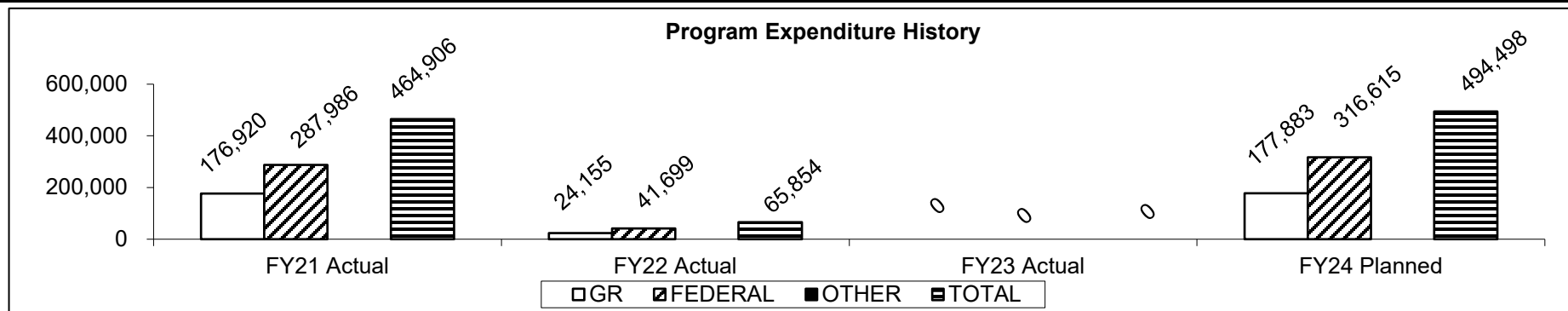
2d. Provide a measure(s) of the program's efficiency.

2017 - All Camp applications were made available and completed online to minimize effort needed by workers/parents.

2018 - Streamlined the approval process for campers to be accepted into camp, decreasing the number of hours CD workers spent on this task. Application was also refined for better delivery of information related to youth.

2019/2020 - Completed the process of feasibility studies for additional housing to increase the number of campers attending the program.

3. Provide actual expenditures for the prior three fiscal years and planned expenditures for the current fiscal year. (Note: Amounts do not include fringe benefit costs.)



Planned FY2024 expenditures are net of reverted and reserves.

Planned FY2024 expenditures are pending a new foster care outdoor program contract being awarded this fiscal year.

4. What are the sources of the "Other " funds?

N/A

5. What is the authorization for this program, i.e., federal or state statute, etc.? (Include the federal program number, if applicable.)

HB 2011 - Appropriations for DSS

6. Are there federal matching requirements? If yes, please explain.

No.

7. Is this a federally mandated program? If yes, please explain.

No.

Core – Foster Care Maintenance Payments

CORE DECISION ITEM

Department: Social Services
 Division: Children's Division
 Core: Foster Care Maintenance Payments

Budget Unit: 90222C

HB Section: 11.340

1. CORE FINANCIAL SUMMARY

	FY 2025 Budget Request			
	GR	Federal	Other	Total
PS	0	0	0	0
EE	0	0	0	0
PSD	52,030,015	41,645,884	8,000,000	101,675,899
TRF	0	0	0	0
Total	52,030,015	41,645,884	8,000,000	101,675,899
FTE	0.00	0.00	0.00	0.00

	FY 2025 Governor's Recommendation			
	GR	Federal	Other	Total
PS	0	0	0	0
EE	0	0	0	0
PSD	0	0	0	0
TRF	0	0	0	0
Total	0	0	0	0
FTE	0.00	0.00	0.00	0.00

Est. Fringe	0	0	0	0
--------------------	---	---	---	---

Note: Fringes budgeted in House Bill 5 except for certain fringes budgeted directly to MoDOT, Highway Patrol, and Conservation.

Est. Fringe	0	0	0	0
--------------------	---	---	---	---

Note: Fringes budgeted in House Bill 5 except for certain fringes budgeted directly to MoDOT, Highway Patrol, and Conservation.

Other Funds: Alternative Care Trust Fund-0905

Other Funds:

2. CORE DESCRIPTION

This appropriation provides funding for alternative living arrangements for children who are removed from their parent or legal guardian and placed in the Children's Division's (CD) custody to protect them from abuse and neglect. Maintenance payments to foster parents, clothing allowances, and respite for foster parents are paid from these funds.

3. PROGRAM LISTING (list programs included in this core funding)

Foster Care Maintenance Payments.

CORE DECISION ITEM

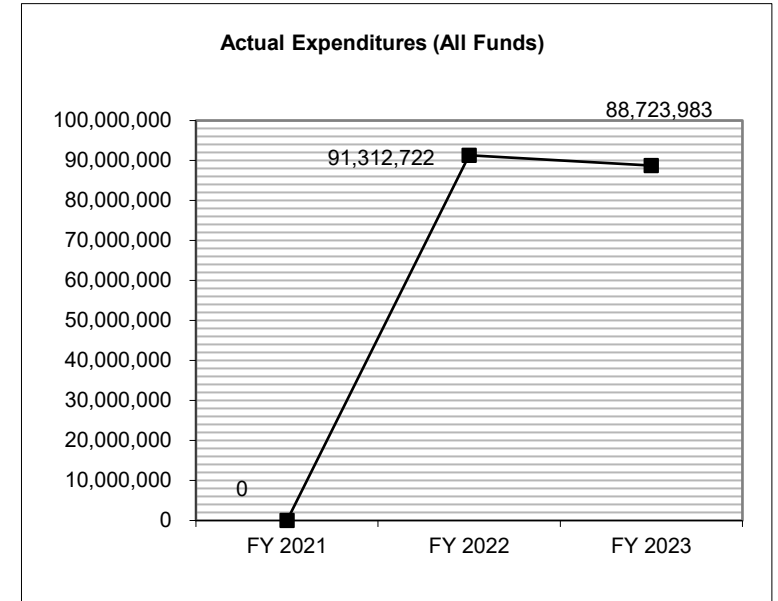
Department: Social Services
Division: Children's Division
Core: Foster Care Maintenance Payments

Budget Unit: 90222C

HB Section: 11.340

4. FINANCIAL HISTORY

	FY 2021 Actual	FY 2022 Actual	FY 2023 Actual	FY 2024 Current Yr.
Appropriation (All Funds)	0	83,845,510	93,486,562	101,675,899
Less Reverted (All Funds)	0	0	(1,120,612)	(1,560,900)
Less Restricted* (All Funds)				
Budget Authority (All Funds)	0	83,845,510	92,365,950	100,114,999
Actual Expenditures (All Funds)	0	91,312,722	88,723,983	N/A
Unexpended (All Funds)	0	(7,467,212)	3,641,967	N/A
Unexpended, by Fund:				
General Revenue	0	(4,865,496)	418,613	N/A
Federal	0	(3,404,187)	1,222,410	N/A
Other	0	802,471	2,000,944	N/A
	(1)	(2)	(3)	(4)



Reverted includes statutory reserve amounts (when applicable).

Restricted includes Governor's expenditure restrictions which remained at the end of the fiscal year.

*Current Year restricted amount is as of September 1, 2023.

NOTES:

- (1):** In previous years, Foster Care Maintenance Payments were within the Foster Care section and not broken out separately.
- (2):** In FY22, \$10,632,977 was transferred into General Revenue and \$3,408,908 was transferred into Federal to cover program expenditures.
- (3):** In FY23, \$3,603,949 was transferred out of Foster Care Maintenance Appropriations to help cover FACES payroll expenditures in other Appropriations.
- (4):** In FY24, Appropriations were increased due to: a Residential Rate Increase of \$9,272,485 and a FMAP Increase of \$800,007.

CORE RECONCILIATION DETAIL

**DEPARTMENT OF SOCIAL SERVICES
FC MAIN**

5. CORE RECONCILIATION DETAIL

				Budget Class	FTE	GR	Federal	Other	Total	Explanation
TAFP AFTER VETOES										
				PD	0.00	52,030,015	41,645,884	8,000,000	101,675,899	
				Total	0.00	52,030,015	41,645,884	8,000,000	101,675,899	
DEPARTMENT CORE ADJUSTMENTS										
Core Reallocation	523	7701	PD	0.00	0	0	(2,000,000)	(2,000,000)		Core reallocation for expenditures paid through the FACES payroll.
Core Reallocation	523	7671	PD	0.00	0	0	2,000,000	2,000,000		Core reallocation for expenditures paid through the FACES payroll.
NET DEPARTMENT CHANGES					0.00	0	0	0	0	
DEPARTMENT CORE REQUEST										
				PD	0.00	52,030,015	41,645,884	8,000,000	101,675,899	
				Total	0.00	52,030,015	41,645,884	8,000,000	101,675,899	
GOVERNOR'S RECOMMENDED CORE										
				PD	0.00	52,030,015	41,645,884	8,000,000	101,675,899	
				Total	0.00	52,030,015	41,645,884	8,000,000	101,675,899	

DECISION ITEM SUMMARY

Budget Unit									
Decision Item	FY 2023	FY 2023	FY 2024	FY 2024	FY 2025	FY 2025	*****	*****	
Budget Object Summary	ACTUAL	ACTUAL	BUDGET	BUDGET	DEPT REQ	DEPT REQ	SECURED	SECURED	
Fund	DOLLAR	FTE	DOLLAR	FTE	DOLLAR	FTE	COLUMN	COLUMN	
FC MAIN									
CORE									
PROGRAM-SPECIFIC									
GENERAL REVENUE	44,543,642	0.00	52,030,015	0.00	52,030,015	0.00	0	0.00	
TEMP ASSIST NEEDY FAM FEDERAL	20,716,854	0.00	21,051,177	0.00	21,051,177	0.00	0	0.00	
DEPT OF SOC SERV FEDERAL & OTH	17,464,431	0.00	20,594,707	0.00	20,594,707	0.00	0	0.00	
ALTERNATIVE CARE TRUST FUND	5,999,056	0.00	8,000,000	0.00	8,000,000	0.00	0	0.00	
TOTAL - PD	88,723,983	0.00	101,675,899	0.00	101,675,899	0.00	0	0.00	
TOTAL	88,723,983	0.00	101,675,899	0.00	101,675,899	0.00	0	0.00	
GRAND TOTAL	\$88,723,983	0.00	\$101,675,899	0.00	\$101,675,899	0.00	\$0	0.00	

FLEXIBILITY REQUEST FORM

BUDGET UNIT NUMBER: 90222C	DEPARTMENT: Social Services
BUDGET UNIT NAME: Foster Care Maintenance	
HOUSE BILL SECTION: 11.340	DIVISION: Children's Division

1. Provide the amount by fund of personal service flexibility and the amount by fund of expense and equipment flexibility you are requesting in dollar and percentage terms and explain why the flexibility is needed. If flexibility is being requested among divisions, provide the amount by fund of flexibility you are requesting in dollar and percentage terms and explain why the flexibility is needed.

DEPARTMENT REQUEST

10% flexibility is requested between the following sections: 11.075 (DLS Permanency Attorneys), 11.330 (Children's Treatment Services), 11.335 (Foster Care), 11.340 (Foster Care Maintenance), 11.355 (Residential Treatment), 11.375 (Adoption Subsidy), 11.375 (Guardianship Subsidy), 11.380 (Foster Care and Adoption savings), and 11.385 (Independent and Transitional Living).

2. Estimate how much flexibility will be used for the budget year. How much flexibility was used in the Prior Year Budget and the Current Year Budget? Please specify the amount.

PRIOR YEAR ACTUAL AMOUNT OF FLEXIBILITY USED	CURRENT YEAR ESTIMATED AMOUNT OF FLEXIBILITY THAT WILL BE USED	BUDGET REQUEST ESTIMATED AMOUNT OF FLEXIBILITY THAT WILL BE USED
\$340,000	DSS will flex up to 10% between sections.	Up to 10% flexibility will be used.

3. Please explain how flexibility was used in the prior and/or current years.

PRIOR YEAR EXPLAIN ACTUAL USE	CURRENT YEAR EXPLAIN PLANNED USE
<p>Flexed from Foster Care Maintenance to Children's Treatment Services to cover FACES payroll expenditures.</p> <p>Flexed from Foster Care Maintenance to Foster Care and Foster Care Transportation to cover FACES payroll expenditures.</p> <p>Flexed from Foster Care Maintenance to Residential Treatment to cover FACES payroll expenditures.</p>	<p>Flexibility allows for CD to move authority between program sections to ensure payroll obligations are met and services continue to be provided without disruption or delay. Flex allows CD to shift authority to sections where there is need. The DLS Permanency section pays for non-reoccurring legal fees which pass through FACES payroll. Expenditures are based on the placement and needs of the children who come into CD custody. This flexibility will allow CD to adjust to the needs of the children who come into care.</p>

DECISION ITEM DETAIL

Budget Unit	FY 2023	FY 2023	FY 2024	FY 2024	FY 2025	FY 2025	*****	*****
Decision Item	ACTUAL	ACTUAL	BUDGET	BUDGET	DEPT REQ	DEPT REQ	SECURED	SECURED
Budget Object Class	DOLLAR	FTE	DOLLAR	FTE	DOLLAR	FTE	COLUMN	COLUMN
FC MAIN								
CORE								
PROGRAM DISTRIBUTIONS	88,723,983	0.00	101,675,899	0.00	101,675,899	0.00	0	0.00
TOTAL - PD	88,723,983	0.00	101,675,899	0.00	101,675,899	0.00	0	0.00
GRAND TOTAL	\$88,723,983	0.00	\$101,675,899	0.00	\$101,675,899	0.00	\$0	0.00
GENERAL REVENUE	\$44,543,642	0.00	\$52,030,015	0.00	\$52,030,015	0.00		0.00
FEDERAL FUNDS	\$38,181,285	0.00	\$41,645,884	0.00	\$41,645,884	0.00		0.00
OTHER FUNDS	\$5,999,056	0.00	\$8,000,000	0.00	\$8,000,000	0.00		0.00

PROGRAM DESCRIPTION

Department: Social Services

HB Section(s): 11.340

Program Name: Foster Care Maintenance Payments

Program is found in the following core budget(s): Foster Care Maintenance Payments

1a. What strategic priority does this program address?

Safety and wellbeing for foster youth while safety reducing children in care.

1b. What does this program do?

The Children's Division (CD) Foster Care program provides the least restrictive environment for children placed into foster care by Missouri courts. Services and supports provided to the youth, birth parents, and caregivers to remedy the issues that prompted the child(ren) brought into custody. The Division works towards permanency (reunification, adoption, or guardianship) for all children in their care, while working toward improving their well-being.

Traditional Foster Care Program- CD, in conjunction with courts, take notice of children and youth who have been abused or neglected. In other cases, children or youth are placed in the care of CD as a result of mental or behavioral health challenges and delinquent behavior. By law, CD requires reasonable efforts to provide support and services to every parent/caregiver and child to reduce risk of serious harm to the child prior to and during out of home placement. During the documented court hearings, courts determine whether sufficient reasonable efforts were made by CD. CD has a responsibility to provide for the well-being (physical, medical, educational, emotional and social/behavioral needs) for all child(ren) in care. CD must also develop and implement, promptly, the most appropriate treatment plan with the family to facilitate early reunification or another permanent plan for the child. Children are returned to the custody of their parents or placed in other permanent arrangements only by order of the court.

Funding for a child while in out-of-home care, the child must be described in the court order as abused/neglected or having committed a status offense and be placed with a licensed contracted foster family, residential facility, relative family, or transitional living placement.

Licensed foster homes and licensed relative care providers receive a standardized monthly maintenance payment to cover daily living expenses such as room, board, clothing and incidentals. Foster homes that serve children with elevated needs (Level A, Level B, and medical foster care) receive payments based on the enhanced needs of the child.

All foster children, regardless of placement type, are eligible to receive medical/dental care, including services available through Health Children and Youth (HCY) preventative health care program, Title XIX through MO HealthNet, Child Care, special medical and non-medical expenses, and Children's Treatment Services (CTS).

The Children of Youth in Alternative Care (CYAC) program allows for the provision of maintenance and special expenses for a child who is born to a youth in the CD's custody. The youth and child must be in the same eligible placement.

PROGRAM DESCRIPTION

Department: Social Services

HB Section(s): 11.340

Program Name: Foster Care Maintenance Payments

Program is found in the following core budget(s): Foster Care Maintenance Payments

Youth with Elevated Needs- Youth with Elevated Needs- Level A- a foster family placement program designed for children who have moderate to severe behavioral issues. These children require a family setting that can provide structure and supervision. Children with elevated needs experience multiple placements due to their behavior in traditional foster care placements. A goal of the Level A program is to provide children with moderate to severe behavior issues, an individualized, consistent, structured family setting in which they can learn to control behaviors that limit their ability to function in a normal home setting and in society. Level A foster care is not meant to replacement appropriate residential treatment placement. However, it is intended to provide an alternative to residential treatment for children experiencing moderate to severe behavior problems. In order for the Level A foster parent to provide the structure, consistency, and individualization these children require, they are allowed to care for no more than two Youth with Elevated Needs at a time with a total of no more than four total children. CD ensures parents are adequately prepared and supported to effectively care for and intervene on behalf of the children placed in their home.

Youth with Elevated Needs - Level B Program

The Level B Foster Parent Program was developed as a result of seeing an influx of children with increasingly diverse and complex needs that were not adequately met through traditional foster care or the Level A Program. These children experienced multiple placements as they were moved from foster family to residential care, and back again, in an attempt to secure stability. Such moves were often very traumatic for the children and at high cost. A goal of the program is to provide children who exhibit serious behavior and emotional disorders with intensive individualized intervention in a family and community-based setting. Level B placements are viewed as a transitional placement designed to stabilize the child and prepare him/her for a less structured environment, i.e., traditional foster care, family reunification, and/or successful independence.

Children who qualify for Level B care may pose a threat to the safety of themselves, others, or property. Due to the severity of the children's needs, Level B Foster Parents are not allowed to care for more than two children screened in for this level of care at the same time, with a total of no more than four children.

Families/individuals interested in providing specialized Level B care and interventions for children and youth must meet all foster home licensing requirements, receive an additional nine (9) hours of Level B foster parenting workshops plus the eighteen (18) hours of specialized Level A training, and demonstrate the skills required to care for children requiring this high level of structure and care. The Level B Foster Parent serves as the primary change agent for these children and must be available to respond immediately to any problem experienced or created by the child, whether it is at home, at school, or in the community. Level B Foster Parent homes receive a higher monthly-rate to ensure their availability to meet the needs of the children daily.

Each month, CD staff and the Level B parent meet to assess the child's continuing need for this level of care. A formal reassessment is completed every six months.

PROGRAM DESCRIPTION

Department: Social Services

HB Section(s): 11.340

Program Name: Foster Care Maintenance Payments

Program is found in the following core budget(s): Foster Care Maintenance Payments

Medical Foster Care Program

Some examples of children who may qualify for Medical Foster Care include those suffering from: Down Syndrome, Autism Spectrum Disorders, Epilepsy/Seizure Disorder, Cerebral Palsy, Fetal Alcohol Syndrome, Spina Bifida, immobility, requires wheelchair or is dependent on mechanical support, has appliance for breathing/feeding/drainage, etc. Each month CD staff and the Medical Foster Care Parent will assess the child's continuing need for this level of care. Every twelve (12) months a formal reassessment is required to determine the progress of the child and the continued need for Medical Foster Care. Chronically ill or terminally ill children may require this level of care for long periods.

Families/individuals interested in providing this specialized level of care for children and youth must meet all foster home licensing requirements and must possess the experience, time, and commitment to provide necessary service to the Medical Foster Care child. The families/individuals must receive child-specific training from the medical professionals currently caring for the child in the hospital or rehabilitative setting. Medical Foster Care families receive a higher monthly rate to ensure the level of care, availability, and intensity of care these children require.

These children require far more than the routine daily care of children in non-medical settings. This may include assistance with bathing, eating, dressing, and their basic-level activities. They may also require medical treatments on a daily basis and/or frequent trips for medical care/therapy.

Emergency Foster Care Program

The Emergency Foster Care Program was designed to meet the needs of children who, after careful assessment, are determined to be in danger or threat of harm if they remain in the care of their parent(s), and that delivery of protective services will not provide immediate adequate protection for them. In many instances the family and children require immediate, short term separation for family members to remedy the problems which prompted the children being brought into care. Emergency Foster Care is not intended to be a long term placement, and generally is not to exceed thirty (30) days. When possible, the children are placed in relative homes, and only when these resources are not available, are the children placed in Emergency Foster Care.

Families/individuals interested in providing this level of care for the children and youth must meet all foster home licensing requirements and must possess the commitment to provide emergency care for children 24 hours a day, for a maximum of thirty (30) days. Emergency Foster Care Homes must accept placements of children at any hour of the day, seven days a week, and agree to maintain bed space, within their licensed capacity, for designated children. Emergency Foster Care parents are paid a higher daily rate for children placed in their homes under this program to compensate for the intensive one-on-one attention these children require and for the twenty-four-hour availability.

PROGRAM DESCRIPTION

Department: Social Services

HB Section(s): 11.340

Program Name: Foster Care Maintenance Payments

Program is found in the following core budget(s): Foster Care Maintenance Payments

Foster Care Case Management

Contracted Case Management providers receive a case rate per child per month for children being served by the private agency. A portion of that case rate is for foster care services and is paid from this appropriation. Contracted case managers contract directly with foster, relative, and respite providers.

Relative Care Program

The Relative Care Program exists because it is the most desirable and first choice for children who must be removed from their homes. Relative care provides children in the custody of CD with familiar caretakers who have previously been involved with the family. Relative foster care providers are persons, related by blood or marriage to the child or who have a close relationship with the child and/or the child's family. Relative care providers must also meet the same licensing/approval standards as non-relative foster homes, except for certain non-safety licensing standards which can be waived with Regional Office approval. Grandparents must be notified first when children are removed from their homes per Missouri statute and CD policy.

Definitions:

Level A: Placements for children with severe to moderate behavior problems.

Medical: Placements for children with acute medical problems or severe physical/mental disabilities.

Level B: Career foster parents - placement for children with serious severe emotional and/or behavior problems.

Base Maintenance Rate - FY24	<u>Age - 0 to 5 years</u>	<u>Age - 6 to 12 years</u>	<u>Age - 13 years and older</u>
Traditional Foster Care/Relative Care (after Licensure)	\$509/month	\$577/Month	\$712/Month
Level A/Medical Foster Care	\$1,119/Month	\$1,119/Month	\$1,119/Month
Level B Foster Care	\$2,034/Month	\$2,034/Month	\$2,034/Month
Emergency Foster Care	\$37/day	\$37/day	\$37/day

PROGRAM DESCRIPTION

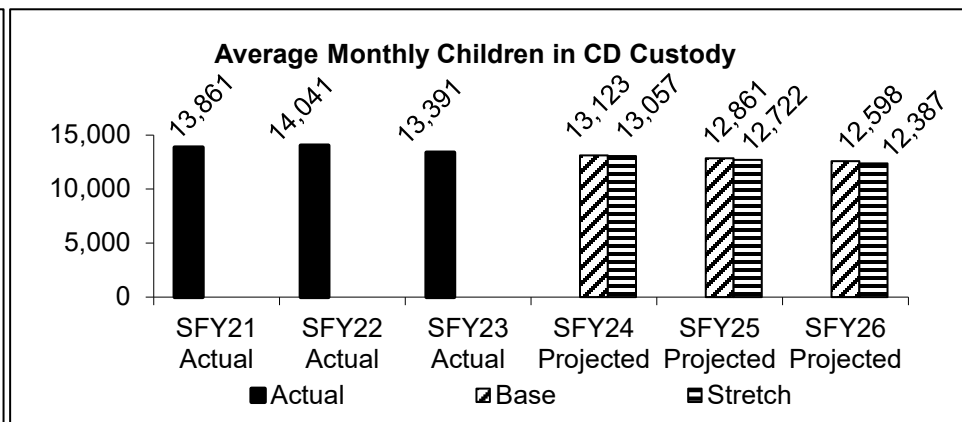
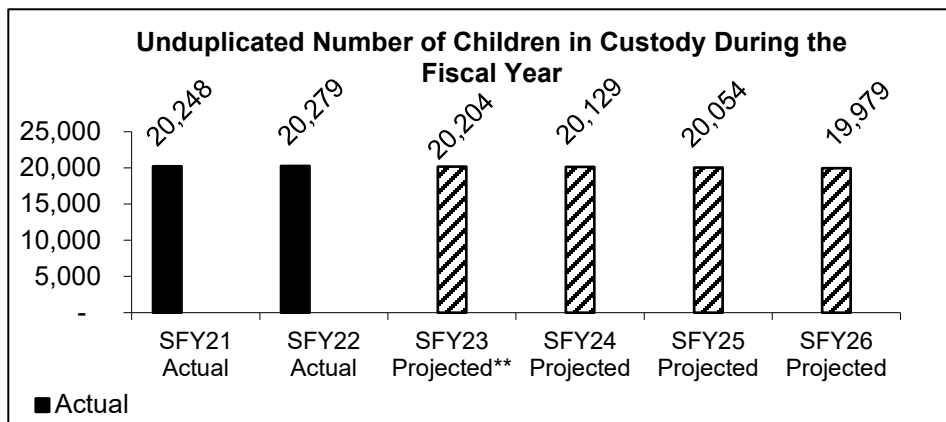
Department: Social Services

HB Section(s): 11.340

Program Name: Foster Care Maintenance Payments

Program is found in the following core budget(s): Foster Care Maintenance Payments

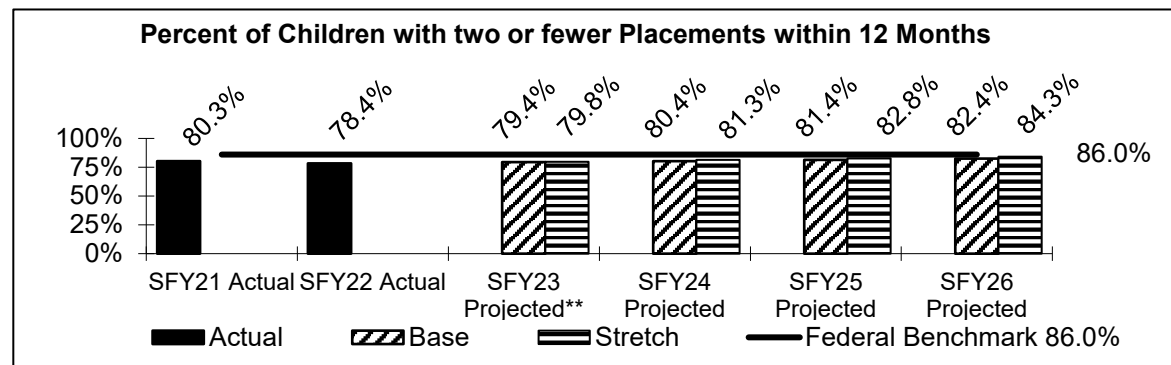
2a. Provide an activity measure(s) for the program.



**Data is not available until December 2023.
Children in care and custody of Children's Division

Children in care and custody of Children's Division

2b. Provide a measure(s) of the program's quality.



**Data is not available until December 2023.
Children in care and custody of Children's Division

PROGRAM DESCRIPTION

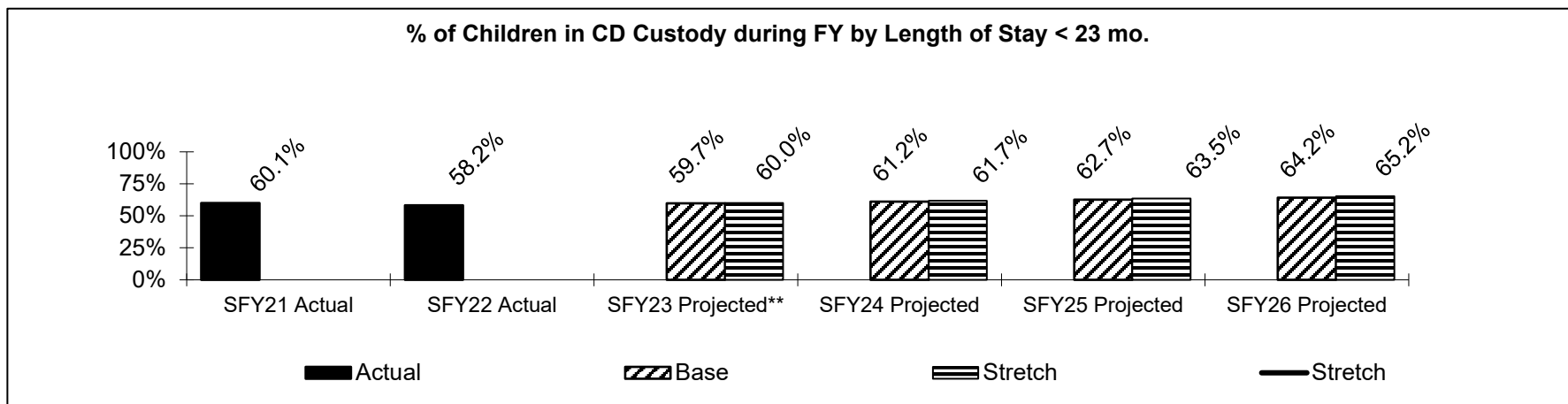
Department: Social Services

HB Section(s): 11.340

Program Name: Foster Care Maintenance Payments

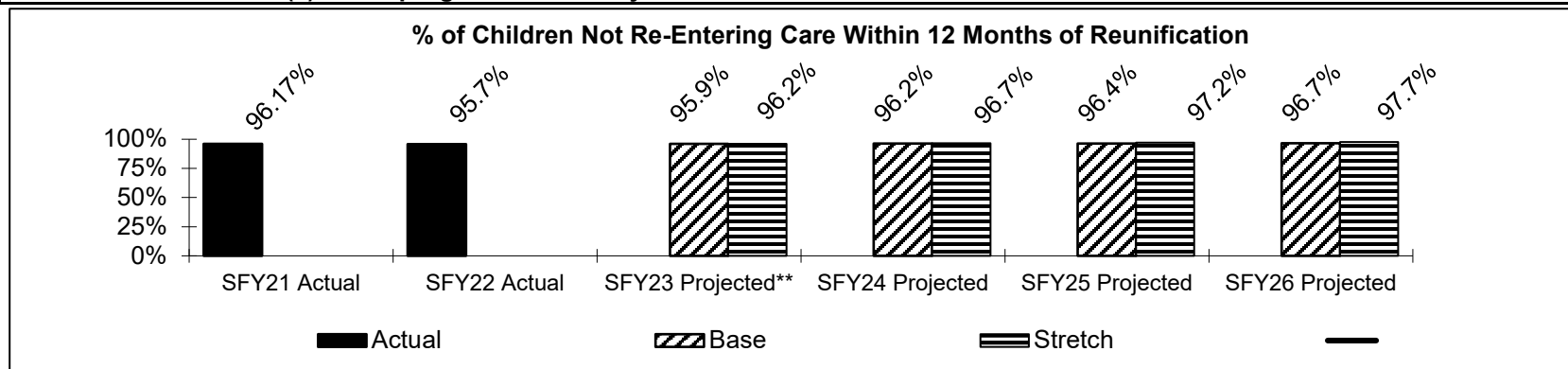
Program is found in the following core budget(s): Foster Care Maintenance Payments

2c. Provide a measure(s) of the program's impact.



**Data is not available until December 2023.
Children in care and custody of Children's Division

2d. Provide a measure(s) of the program's efficiency.



**Data is not available until December 2023.

PROGRAM DESCRIPTION

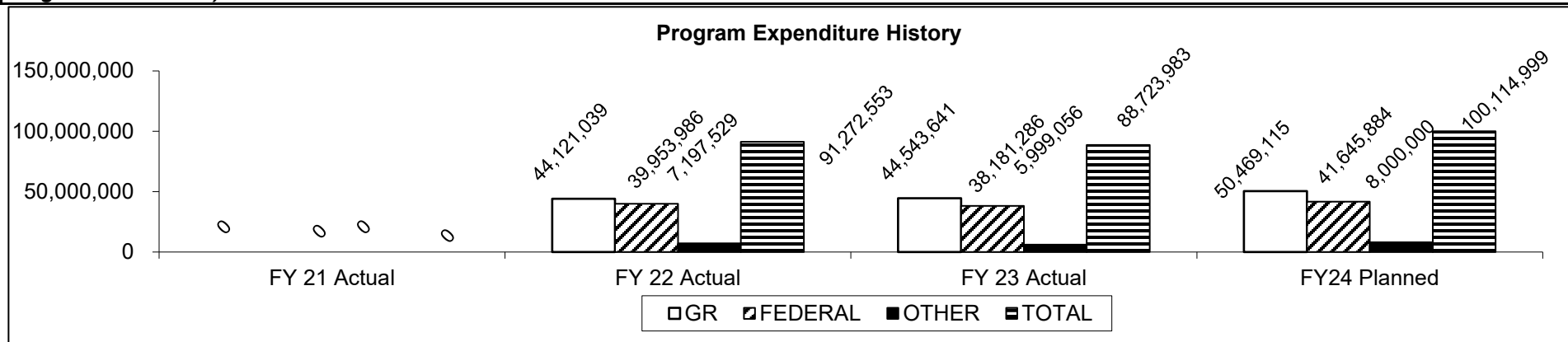
Department: Social Services

HB Section(s): 11.340

Program Name: Foster Care Maintenance Payments

Program is found in the following core budget(s): Foster Care Maintenance Payments

3. Provide actual expenditures for the prior three fiscal years and planned expenditures for the current fiscal year. (Note: Amounts do not include fringe benefit costs.)



Planned FY 2024 expenditures are net of reverted and reserves.

4. What are the sources of the "Other " funds?

Alternative Care Trust Fund (0905)

5. What is the authorization for this program, i.e., federal or state statute, etc.? (Include the federal program number, if applicable.)

State statute: Sections 173.270, 211.031, and 453.315, RSMo.; Federal: 42 USC Sections 670 and 5101

6. Are there federal matching requirements? If yes, please explain.

Children and youth receiving services from the Children's Division are grouped into two categories for expenditure purposes - Homeless Dependent and Neglected (HDN) and IV-E. Expenditures for HDN children and youth are state-funded or TANF funded. Expenditures on behalf of eligible IV-E children and youth are reimbursable at the IV-E program rate, which is the FMAP (Federal Medicaid Assistance Percentage). The FMAP fluctuates annually based on state and national economic and population data, but generally, the state matching requirement is around 35% and the federal match is around 65%. There is a 50% state match (50% federal earned) for IV-E administrative costs. Some expenditures are reimbursable at the Social Services Block Grant federal rate of 100%. Expenditures related to TANF are reimbursable at 100% federal and require MOE unless identified as a maintenance of effort.

7. Is this a federally mandated program? If yes, please explain.

The federal Child Welfare Act and the federal Child Abuse Prevention and Treatment Act obligate Missouri to care for children who are abused and neglected. Administrative activities related to these obligations would be considered mandatory.

Core – Therapeutic Foster Care Placement

CORE DECISION ITEM

Department: Social Services
 Division: Children's Division
 Core: Therapeutic Foster Care Placement

Budget Unit: 90223C

HB Section: 11.345

1. CORE FINANCIAL SUMMARY

	FY 2025 Budget Request			
	GR	Federal	Other	Total
PS	0	0	0	0
EE	0	0	0	0
PSD	4,566,746	1,902,621	0	6,469,367
TRF	0	0	0	0
Total	4,566,746	1,902,621	0	6,469,367
FTE	0.00	0.00	0.00	0.00

	FY 2025 Governor's Recommendation			
	GR	Federal	Other	Total
PS	0	0	0	0
EE	0	0	0	0
PSD	0	0	0	0
TRF	0	0	0	0
Total	0	0	0	0
FTE	0.00	0.00	0.00	0.00

Est. Fringe	0	0	0	0
--------------------	---	---	---	---

Note: Fringes budgeted in House Bill 5 except for certain fringes budgeted directly to MoDOT, Highway Patrol, and Conservation.

Est. Fringe	0	0	0	0
--------------------	---	---	---	---

Note: Fringes budgeted in House Bill 5 except for certain fringes budgeted directly to MoDOT, Highway Patrol, and Conservation.

Other Funds: N/A

Other Funds:

2. CORE DESCRIPTION

TFC programs provide services to youth with severe behavioral disorders, psychiatric diagnoses, delinquency, and symptoms of complex trauma. TFC exists to serve children and youth whose special needs are severe enough that in the absence of such programs, they would be at risk of placement into restrictive residential settings such as hospitals, psychiatric centers, correctional facilities, or residential treatment programs.

3. PROGRAM LISTING (list programs included in this core funding)

Therapeutic Foster Care

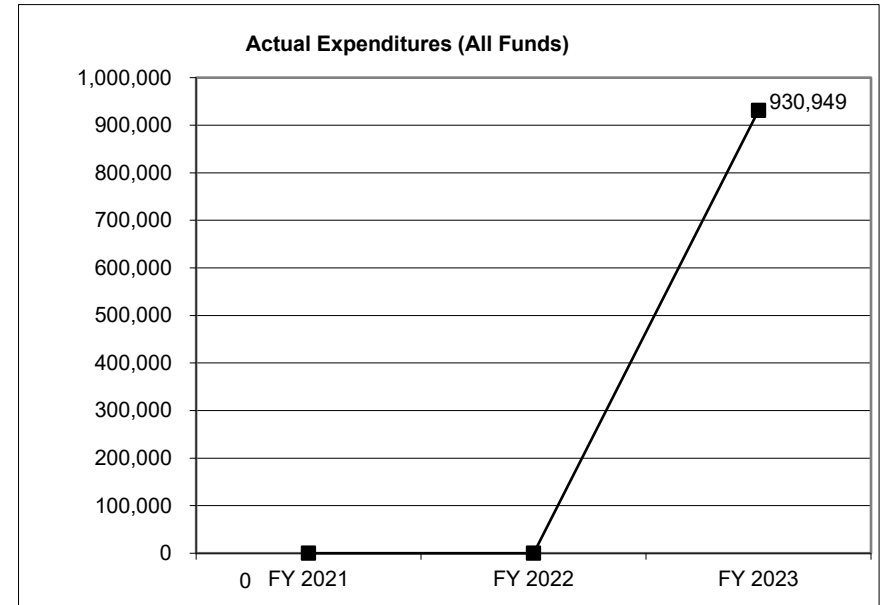
CORE DECISION ITEM

Department: Social Services
Division: Children's Division
Core: Therapeutic Foster Care Placement

Budget Unit: 90223C
HB Section: 11.345

4. FINANCIAL HISTORY

	FY 2021 Actual	FY 2022 Actual	FY 2023 Actual	FY 2024 Current Yr.
Appropriation (All Funds)	0	0	5,373,303	6,469,367
Less Reverted (All Funds)	0	0	(349,957)	(137,002)
Less Restricted (All Funds)*	0	0	0	0
Budget Authority (All Funds)	0	0	5,023,346	6,332,365
Actual Expenditures (All Funds)	0	0	930,949	N/A
Unexpended (All Funds)	0	0	4,092,397	N/A
Unexpended, by Fund:				
General Revenue	0	0	2,651,135	N/A
Federal	0	0	1,441,263	N/A
Other	0	0	0	N/A
			(1)	



Reverted includes statutory reserve amounts (when applicable).
 Restricted includes Governor's expenditure restrictions which remained at the end of the fiscal year.
 *Current Year restricted amount is as of September 1, 2023.

NOTES:

(1) FY23 - Historically TFCP was funded 100% through Medicaid however, with the managed care carved in, TFC is now split between Medicaid (rehab) and IVE (room and board) funding. CD has received appropriations for expansion of community services which is funded by Families First and will be used to for TFC capacity building.

CORE RECONCILIATION DETAIL

**DEPARTMENT OF SOCIAL SERVICES
THERAPEUTIC FOSTER CARE PLCMNT**

5. CORE RECONCILIATION DETAIL

	Budget Class	FTE	GR	Federal	Other	Total	Explanation
TAFP AFTER VETOES							
	PD	0.00	4,566,746	1,902,621	0	6,469,367	
	Total	0.00	4,566,746	1,902,621	0	6,469,367	
DEPARTMENT CORE REQUEST							
	PD	0.00	4,566,746	1,902,621	0	6,469,367	
	Total	0.00	4,566,746	1,902,621	0	6,469,367	
GOVERNOR'S RECOMMENDED CORE							
	PD	0.00	4,566,746	1,902,621	0	6,469,367	
	Total	0.00	4,566,746	1,902,621	0	6,469,367	

DECISION ITEM SUMMARY

Budget Unit								
Decision Item	FY 2023	FY 2023	FY 2024	FY 2024	FY 2025	FY 2025	*****	*****
Budget Object Summary	ACTUAL	ACTUAL	BUDGET	BUDGET	DEPT REQ	DEPT REQ	SECURED	SECURED
Fund	DOLLAR	FTE	DOLLAR	FTE	DOLLAR	FTE	COLUMN	COLUMN
THERAPEUTIC FOSTER CARE PLCMNT								
CORE								
PROGRAM-SPECIFIC								
GENERAL REVENUE	683,747	0.00	4,566,746	0.00	4,566,746	0.00	0	0.00
DEPT OF SOC SERV FEDERAL & OTH	247,201	0.00	1,902,621	0.00	1,902,621	0.00	0	0.00
TOTAL - PD	930,948	0.00	6,469,367	0.00	6,469,367	0.00	0	0.00
TOTAL	930,948	0.00	6,469,367	0.00	6,469,367	0.00	0	0.00
GRAND TOTAL	\$930,948	0.00	\$6,469,367	0.00	\$6,469,367	0.00	\$0	0.00

DECISION ITEM DETAIL

Budget Unit	FY 2023	FY 2023	FY 2024	FY 2024	FY 2025	FY 2025	*****	*****
Decision Item	ACTUAL	ACTUAL	BUDGET	BUDGET	DEPT REQ	DEPT REQ	SECURED	SECURED
Budget Object Class	DOLLAR	FTE	DOLLAR	FTE	DOLLAR	FTE	COLUMN	COLUMN
THERAPEUTIC FOSTER CARE PLCMNT								
CORE								
PROGRAM DISTRIBUTIONS	930,948	0.00	6,469,367	0.00	6,469,367	0.00	0	0.00
TOTAL - PD	930,948	0.00	6,469,367	0.00	6,469,367	0.00	0	0.00
GRAND TOTAL	\$930,948	0.00	\$6,469,367	0.00	\$6,469,367	0.00	\$0	0.00
GENERAL REVENUE	\$683,747	0.00	\$4,566,746	0.00	\$4,566,746	0.00		0.00
FEDERAL FUNDS	\$247,201	0.00	\$1,902,621	0.00	\$1,902,621	0.00		0.00
OTHER FUNDS	\$0	0.00	\$0	0.00	\$0	0.00		0.00

PROGRAM DESCRIPTION

Department: Social Services

HB Section(s):

11.345

Program Name: Therapeutic Foster Care Placement

Program is found in the following core budget(s): Therapeutic Foster Care Placement

1a. What strategic priority does this program address?

Providing safety and comprehensive support services for foster care youth with emotional, behavioral, or social issues or medical needs.

1b. What does this program do?

Therapeutic foster care (TFC) is a living situation consisting of highly intensive individual treatment for one (1) or two (2) children living in a TFC trained family foster home setting and community environment. TFC is a specialized program for children with significant emotional or behavioral needs, who, with additional resources, can remain in a family setting and achieve positive growth and development. TFC services are provided by agencies contracted with the Division to develop and oversee Treatment Foster homes. These contracted agencies shall meet all TFC program specifications outlined in their contract.

Foster Parent Training:

For non-relative TFC parents, they have to successfully complete the approved pre-service training curriculum to become licensed, along with an additional 27 hours of approved specialized training. The contractor will ensure that the TFC parents complete at least 10 hours of annual in-service training on issues related to treatment and care of child; along with 30hrs of in-service training that's required for license renewal.

For Relative TFC the contractor shall provide and ensure completion of 9hrs of pre-service training in order to become licensed. The provider will also receive an additional 27 hours of specialized training within the first 6 months of placement of the TFC child; along with an additional 10 hours of in-service training related to issues relating to treatment and care of child.

"Trauma-Informed" Model:

The need to address trauma is increasingly viewed as an important component of effective behavioral health services, CD seeks to use a "Trauma-Informed" care approach to understand, recognize and respond to better serve each foster youth. TFC agencies are at least expected to achieve the "Trauma Responsive" stage of the Missouri model. Reflecting from the Missouri Department of Mental Health definition of Trauma Informed is explained when organizations have begun to change their organizational culture to highlight the role of trauma. At all levels of the organization, staff begin re-thinking the routines and infrastructure of the organization.

Eligibility

Currently utilizing the CD-137 (Level of Determination form) and the CS-9 (Childhood Severity Psychiatric Illness Form). CD is also reviewing updates to the CAN assessment tool to determine eligibility as well.

CD rate structure consists of using a daily rate for all providers. Below are contract rates as of 7/1/2023:

Residential Care Facility	Maint.	Rehab.	Total Daily Care Rate
Treatment Foster Care Level I	\$43.27	129.81	\$173.08
Treatment Foster Care Level II	\$65.50	196.52	\$262.02

PROGRAM DESCRIPTION

Department: Social Services

HB Section(s):

11.345

Program Name: Therapeutic Foster Care Placement

Program is found in the following core budget(s): Therapeutic Foster Care Placement

2a. Provide an activity measure(s) for the program.

Average Number of Children in Therapeutic Foster Care Placement for each Fiscal Year.

* This data will not be available until December 2023.

2b. Provide a measure(s) of the program's quality.

Number of eligible youth for TFCP out of the total number of submissions for each Fiscal Year.

Types of placement stability for youth in FHT / RHT placement

* This data will not be available until December 2023.

2c. Provide a measure(s) of the program's impact.

Number of Foster Families Trained as a TFCP for each Fiscal Year.

Total Number of Youth and monitoring of residential placements.

* This data will not be available until December 2023.

2d. Provide a measure(s) of the program's efficiency.

Number of Children Exiting a TFCP for each Fiscal Year.

* This data will not be available until December 2023.

PROGRAM DESCRIPTION

Department: Social Services

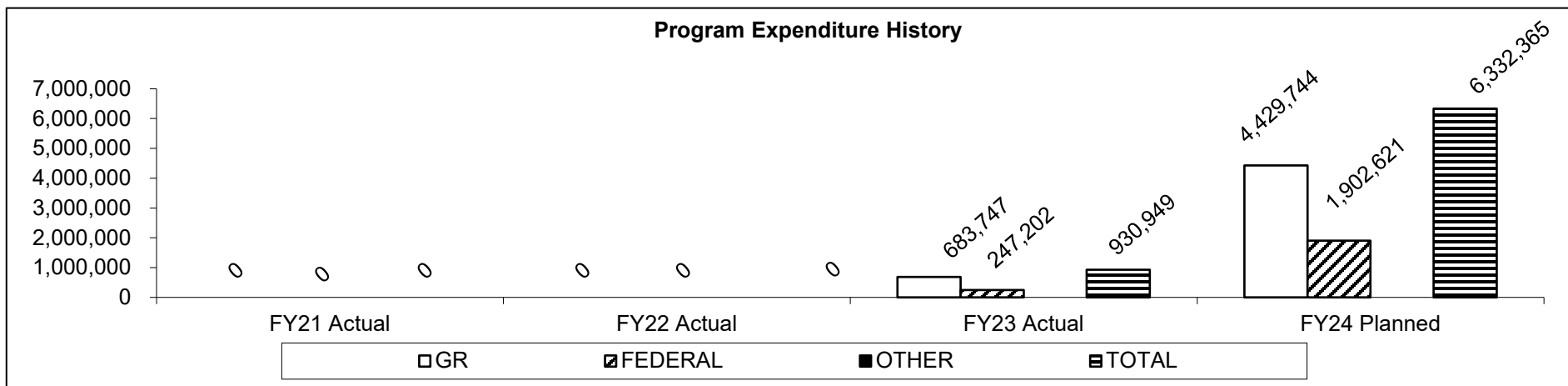
HB Section(s):

11.345

Program Name: Therapeutic Foster Care Placement

Program is found in the following core budget(s): Therapeutic Foster Care Placement

3. Provide actual expenditures for the prior three fiscal years and planned expenditures for the current fiscal year. (Note: Amounts do not include fringe benefit costs.)



Planned FY 2024 expenditures are net of reverted and reserves.

4. What are the sources of the "Other " funds?

N/A

5. What is the authorization for this program, i.e., federal or state statute, etc.? (Include the federal program number, if applicable.)

The Family First Prevention Services Act (FFPSA), enacted as part of Public Law (P.L.) 115—123, authorized new optional title IV-E funding for time-limited prevention services for mental health, substance abuse, and in-home parent skill-based programs for children or youth who are candidates for foster care, pregnant or parenting youth in foster care, and the parents or kin caregivers of those children and youth.

6. Are there federal matching requirements? If yes, please explain.

Expenditures on behalf of eligible IV-E children and youth are reimbursable at the IV-E program rate, which is the FMAP (Federal Medical Assistance Percentage). The FMAP fluctuates annually based on state and national economic and population data, but generally the state matching requirement is around 35% and the federal match is around 65%.

7. Is this a federally mandated program? If yes, please explain.

The federal Child Welfare Act and the federal Child Abuse Prevention and Treatment Act obligate Missouri to care for children who are abused and neglected. Administrative activities related to these obligations would be considered mandatory.

Core – Qualified Residential Treatment

CORE DECISION ITEM

Department: Social Services
 Division: Children's Division
 Core: Qualified Residential Treatment Program

Budget Unit: 90224C

HB Section: 11.350

1. CORE FINANCIAL SUMMARY

	FY 2025 Budget Request			
	GR	Federal	Other	Total
PS	0	0	0	0
EE	0	0	0	0
PSD	0	0	0	0
TRF	0	0	0	0
Total	0	0	0	0
FTE	0.00	0.00	0.00	0.00

	FY 2025 Governor's Recommendation			
	GR	Federal	Other	Total
PS	0	0	0	0
EE	0	0	0	0
PSD	0	0	0	0
TRF	0	0	0	0
Total	0	0	0	0
FTE	0.00	0.00	0.00	0.00

Est. Fringe	0	0	0	0
--------------------	---	---	---	---

Note: Fringes budgeted in House Bill 5 except for certain fringes budgeted directly to MoDOT, Highway Patrol, and Conservation.

Est. Fringe	0	0	0	0
--------------------	---	---	---	---

Note: Fringes budgeted in House Bill 5 except for certain fringes budgeted directly to MoDOT, Highway Patrol, and Conservation.

Other Funds: N/A

Other Funds:

2. CORE DESCRIPTION

A Qualified Residential Treatment Program (QRTP) is a specific designated non family-based placement designed to help serve children with higher treatment needs who need a short-term placement outside of their family home.

3. PROGRAM LISTING (list programs included in this core funding)

Qualified Residential Treatment Program

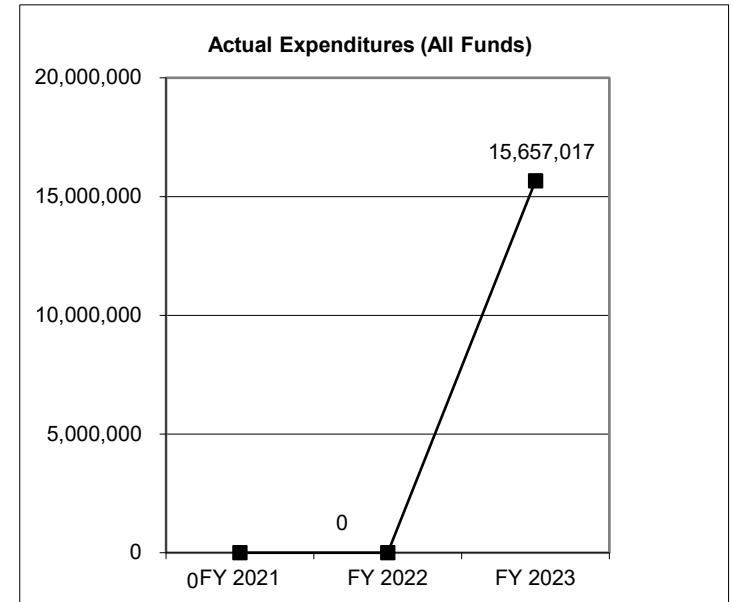
CORE DECISION ITEM

Department: Social Services
Division: Children's Division
Core: Qualified Residential Treatment Program

Budget Unit: 90224C
HB Section: 11.350

4. FINANCIAL HISTORY

	FY 2021 Actual	FY 2022 Actual	FY 2023 Actual	FY 2024 Current Yr.
Appropriation (All Funds)	0	0	19,464,733	0
Less Reverted (All Funds)	0	0	(442,558)	0
Less Restricted (All Funds)*	0	0	0	0
Budget Authority (All Funds)	0	0	19,022,175	0
Actual Expenditures (All Funds)	0	0	15,657,017	N/A
Unexpended (All Funds)	0	0	3,365,158	N/A
Unexpended, by Fund:				
General Revenue	0	0	2,073,342	N/A
Federal	0	0	1,291,816	N/A
Other	0	0	0	N/A
			(1)	(2)



Reverted includes statutory reserve amounts (when applicable).

Restricted includes Governor's expenditure restrictions which remained at the end of the fiscal year.

*Current Year restricted amount is as of September 1, 2023.

NOTES:

(1) - FY23 - New Appropriations.

(2) - FY24 - Appropriations are separated out between QRTP IMD and QRTP Non-IMD.

CORE DECISION ITEM

Department: Social Services
 Division: Children's Division
 Core: QRTP/Non-IMD

Budget Unit: 90229C
 HB Section: 11.350

1. CORE FINANCIAL SUMMARY

	FY 2025 Budget Request			
	GR	Federal	Other	Total
PS	0	0	0	0
EE	0	0	0	0
PSD	9,748,446	3,327,448	0	13,075,894
TRF	0	0	0	0
Total	9,748,446	3,327,448	0	13,075,894
FTE	0.00	0.00	0.00	0.00

	FY 2025 Governor's Recommendation			
	GR	Federal	Other	Total
PS	0	0	0	0
EE	0	0	0	0
PSD	0	0	0	0
TRF	0	0	0	0
Total	0	0	0	0
FTE	0.00	0.00	0.00	0.00

Est. Fringe	0	0	0	0
<i>Note: Fringes budgeted in House Bill 5 except for certain fringes budgeted directly to MoDOT, Highway Patrol, and Conservation.</i>				

Est. Fringe	0	0	0	0
<i>Note: Fringes budgeted in House Bill 5 except for certain fringes budgeted directly to MoDOT, Highway Patrol, and Conservation.</i>				

Other Funds: N/A

Other Funds:

2. CORE DESCRIPTION

A Qualified Residential Treatment Program (QRTP) is a specific designated non family-based placement designed to help serve children with higher treatment needs who need a short-term placement outside of their family home. Family First significantly changes federal reimbursement for residential treatment. In order to receive Medicaid reimbursement for the placement, the child must be placed in either a Psychiatric Residential Treatment Facility (PRTF) or a QRTP that is not designated as an Institution for Mental Diseases (IMD). Center for Medicare & Medicaid Services (CMS) guidance has clarified that services provided to children residing in QRTPs would be excluded from federal matching dollars if the QRTP is determined to be an IMD.

3. PROGRAM LISTING (list programs included in this core funding)

Qualified Residential Treatment Program for Non-IMD (Institution for Mental Diseases)

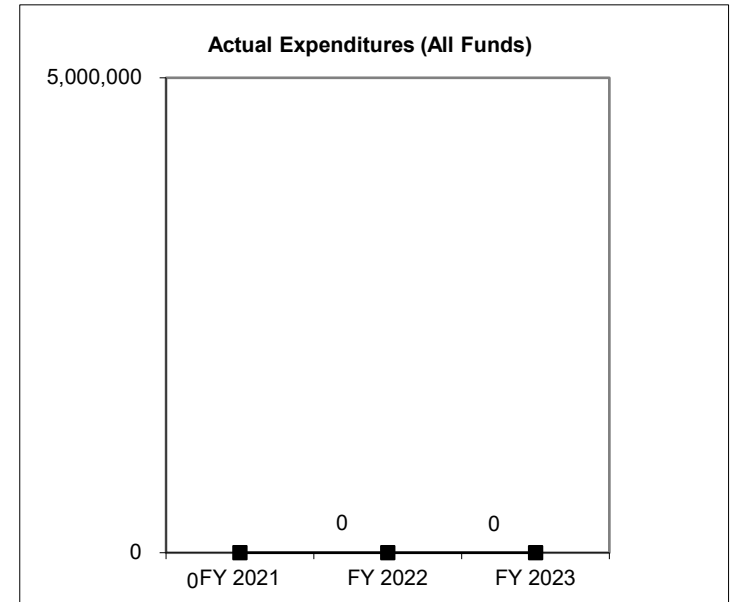
CORE DECISION ITEM

Department: Social Services
Division: Children's Division
Core: QRTP/Non-IMD

Budget Unit: 9029C
HB Section: 11.350

4. FINANCIAL HISTORY

	FY 2021 Actual	FY 2022 Actual	FY 2023 Actual	FY 2024 Current Yr.
Appropriation (All Funds)	0	0	0	13,075,894
Less Reverted (All Funds)	0	0	0	(292,454)
Less Restricted (All Funds)*	0	0	0	0
Budget Authority (All Funds)	0	0	0	12,783,440
Actual Expenditures (All Funds)	0	0	0	N/A
Unexpended (All Funds)	0	0	0	N/A
Unexpended, by Fund:				
General Revenue	0	0	0	N/A
Federal	0	0	0	N/A
Other	0	0	0	N/A
			(1)	(2)



Reverted includes statutory reserve amounts (when applicable).

Restricted includes Governor's expenditure restrictions which remained at the end of the fiscal year.

*Current Year restricted amount is as of September 1, 2023.

NOTES:

(1) - FY23 - New Appropriations, but was combined in the Qualified Residential Treatment Program.

(2) - FY24 - Appropriations are split out between QRTP Non-IMD and QRTP IMD.

CORE DECISION ITEM

Department: Social Services
 Division: Children's Division
 Core: QRTP/IMD

Budget Unit: 90233C
 HB Section: 11.350

1. CORE FINANCIAL SUMMARY

	FY 2025 Budget Request			
	GR	Federal	Other	Total
PS	0	0	0	0
EE	0	0	0	0
PSD	8,247,460	2,713,113	0	10,960,573
TRF	0	0	0	0
Total	8,247,460	2,713,113	0	10,960,573
FTE	0.00	0.00	0.00	0.00

	FY 2025 Governor's Recommendation			
	GR	Federal	Other	Total
PS	0	0	0	0
EE	0	0	0	0
PSD	0	0	0	0
TRF	0	0	0	0
Total	0	0	0	0
FTE	0.00	0.00	0.00	0.00

Est. Fringe	0	0	0	0
--------------------	---	---	---	---

Note: Fringes budgeted in House Bill 5 except for certain fringes budgeted directly to MoDOT, Highway Patrol, and Conservation.

Est. Fringe	0	0	0	0
--------------------	---	---	---	---

Note: Fringes budgeted in House Bill 5 except for certain fringes budgeted directly to MoDOT, Highway Patrol, and Conservation.

Other Funds: N/A

Other Funds:

2. CORE DESCRIPTION

A Qualified Residential Treatment Program (QRTP) for Institution of Mental Disease (IMD) is a specific designated non family-based placement designed to help serve children with higher treatment needs who need a short-term placement outside of their family home.

3. PROGRAM LISTING (list programs included in this core funding)

Qualified Residential Treatment Program for Institution of Mental Disease (IMD).

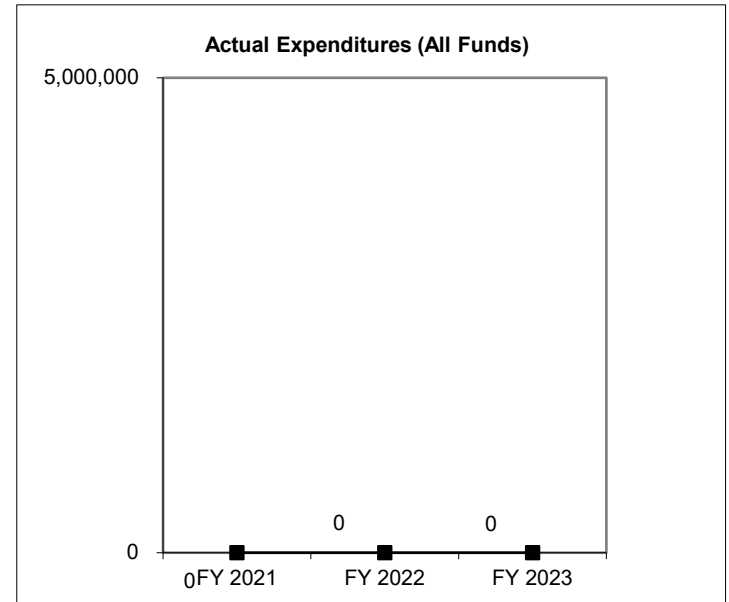
CORE DECISION ITEM

Department: Social Services
Division: Children's Division
Core: QRTP/IMD

Budget Unit: 90233C
HB Section: 11.350

4. FINANCIAL HISTORY

	FY 2021 Actual	FY 2022 Actual	FY 2023 Actual	FY 2024 Current Yr.
Appropriation (All Funds)	0	0	0	10,960,573
Less Reverted (All Funds)	0	0	0	(247,424)
Less Restricted (All Funds)*	0	0	0	0
Budget Authority (All Funds)	0	0	0	10,713,149
Actual Expenditures (All Funds)	0	0	0	N/A
Unexpended (All Funds)	0	0	0	N/A
Unexpended, by Fund:				
General Revenue	0	0	0	N/A
Federal	0	0	0	N/A
Other	0	0	0	N/A
			(1)	(2)



Reverted includes statutory reserve amounts (when applicable).

Restricted includes Governor's expenditure restrictions which remained at the end of the fiscal year.

*Current Year restricted amount is as of September 1, 2023.

NOTES:

(1) - FY23 - New Appropriations, but was combined in the Qualified Residential Treatment Program.

(2) - FY24 - Appropriations are split out between QRTP Non-IMD and QRTP IMD.

CORE RECONCILIATION DETAIL

**DEPARTMENT OF SOCIAL SERVICES
QRTP/NON-IMD**

5. CORE RECONCILIATION DETAIL

	Budget Class	FTE	GR	Federal	Other	Total	Explanation
TAFP AFTER VETOES	PD	0.00	9,748,446	3,327,448	0	13,075,894	
	Total	0.00	9,748,446	3,327,448	0	13,075,894	
DEPARTMENT CORE REQUEST	PD	0.00	9,748,446	3,327,448	0	13,075,894	
	Total	0.00	9,748,446	3,327,448	0	13,075,894	
GOVERNOR'S RECOMMENDED CORE	PD	0.00	9,748,446	3,327,448	0	13,075,894	
	Total	0.00	9,748,446	3,327,448	0	13,075,894	

CORE RECONCILIATION DETAIL

**DEPARTMENT OF SOCIAL SERVICES
QRTP/IMD**

5. CORE RECONCILIATION DETAIL

	Budget Class	FTE	GR	Federal	Other	Total	Explanation
TAFP AFTER VETOES							
	PD	0.00	8,247,460	2,713,113	0	10,960,573	
	Total	0.00	8,247,460	2,713,113	0	10,960,573	
DEPARTMENT CORE REQUEST							
	PD	0.00	8,247,460	2,713,113	0	10,960,573	
	Total	0.00	8,247,460	2,713,113	0	10,960,573	
GOVERNOR'S RECOMMENDED CORE							
	PD	0.00	8,247,460	2,713,113	0	10,960,573	
	Total	0.00	8,247,460	2,713,113	0	10,960,573	

DECISION ITEM SUMMARY

Budget Unit								
Decision Item	FY 2023	FY 2023	FY 2024	FY 2024	FY 2025	FY 2025	*****	*****
Budget Object Summary	ACTUAL	ACTUAL	BUDGET	BUDGET	DEPT REQ	DEPT REQ	SECURED	SECURED
Fund	DOLLAR	FTE	DOLLAR	FTE	DOLLAR	FTE	COLUMN	COLUMN
QUALIFIED RESIDENTL TREATMENT								
CORE								
PROGRAM-SPECIFIC								
GENERAL REVENUE	12,236,004	0.00	0	0.00	0	0.00	0	0.00
DEPT OF SOC SERV FEDERAL & OTH	3,421,013	0.00	0	0.00	0	0.00	0	0.00
TOTAL - PD	15,657,017	0.00	0	0.00	0	0.00	0	0.00
TOTAL	15,657,017	0.00	0	0.00	0	0.00	0	0.00
GRAND TOTAL	\$15,657,017	0.00	\$0	0.00	\$0	0.00	\$0	0.00

DECISION ITEM SUMMARY

Budget Unit								
Decision Item	FY 2023	FY 2023	FY 2024	FY 2024	FY 2025	FY 2025	*****	*****
Budget Object Summary	ACTUAL	ACTUAL	BUDGET	BUDGET	DEPT REQ	DEPT REQ	SECURED	SECURED
Fund	DOLLAR	FTE	DOLLAR	FTE	DOLLAR	FTE	COLUMN	COLUMN
QRTP/NON-IMD								
CORE								
PROGRAM-SPECIFIC								
GENERAL REVENUE	0	0.00	9,748,446	0.00	9,748,446	0.00	0	0.00
DEPT OF SOC SERV FEDERAL & OTH	0	0.00	3,327,448	0.00	3,327,448	0.00	0	0.00
TOTAL - PD	0	0.00	13,075,894	0.00	13,075,894	0.00	0	0.00
TOTAL	0	0.00	13,075,894	0.00	13,075,894	0.00	0	0.00
GRAND TOTAL	\$0	0.00	\$13,075,894	0.00	\$13,075,894	0.00	\$0	0.00

DECISION ITEM SUMMARY

Budget Unit									
Decision Item	FY 2023	FY 2023	FY 2024	FY 2024	FY 2025	FY 2025	*****	*****	
Budget Object Summary	ACTUAL	ACTUAL	BUDGET	BUDGET	DEPT REQ	DEPT REQ	SECURED	SECURED	
Fund	DOLLAR	FTE	DOLLAR	FTE	DOLLAR	FTE	COLUMN	COLUMN	
QRTP/IMD									
CORE									
PROGRAM-SPECIFIC									
GENERAL REVENUE	0	0.00	8,247,460	0.00	8,247,460	0.00	0	0.00	
DEPT OF SOC SERV FEDERAL & OTH	0	0.00	2,713,113	0.00	2,713,113	0.00	0	0.00	
TOTAL - PD	0	0.00	10,960,573	0.00	10,960,573	0.00	0	0.00	
TOTAL	0	0.00	10,960,573	0.00	10,960,573	0.00	0	0.00	
GRAND TOTAL	\$0	0.00	\$10,960,573	0.00	\$10,960,573	0.00	\$0	0.00	

FLEXIBILITY REQUEST FORM

BUDGET UNIT NUMBER:	90229C & 90233C	DEPARTMENT:	Social Services
BUDGET UNIT NAME:	Qualified Residential Treatment - IMD/Non-IMD	DIVISION:	Children's Division
HOUSE BILL SECTION:	11.350		

1. Provide the amount by fund of personal service flexibility and the amount by fund of expense and equipment flexibility you are requesting in dollar and percentage terms and explain why the flexibility is needed. If flexibility is being requested among divisions, provide the amount by fund of flexibility you are requesting in dollar and percentage terms and explain why the flexibility is needed.

DEPARTMENT REQUEST

75% flexibility is requested between subsections in HB 11.350.

2. Estimate how much flexibility will be used for the budget year. How much flexibility was used in the Prior Year Budget and the Current Year Budget? Please specify the amount.

PRIOR YEAR ACTUAL AMOUNT OF FLEXIBILITY USED	CURRENT YEAR ESTIMATED AMOUNT OF FLEXIBILITY THAT WILL BE USED	BUDGET REQUEST ESTIMATED AMOUNT OF FLEXIBILITY THAT WILL BE USED
N/A	DSS will flex up to 75% between subsections.	Up to 75% flexibility will be used.

3. Please explain how flexibility was used in the prior and/or current years.

PRIOR YEAR EXPLAIN ACTUAL USE	CURRENT YEAR EXPLAIN PLANNED USE
No previous flexibility as this is a new appropriation for FY24.	Expenditures are based on the placement and needs of the children who come into CD custody. This flexibility will allow CD to adjust the needs of the children who come into care.

FLEXIBILITY REQUEST FORM

BUDGET UNIT NUMBER:	90229C & 90233C	DEPARTMENT:	Social Services
BUDGET UNIT NAME:	Qualified Residential Treatment - IMD/Non-IMD	DIVISION:	Children's Division
HOUSE BILL SECTION:	11.350		

1. Provide the amount by fund of personal service flexibility and the amount by fund of expense and equipment flexibility you are requesting in dollar and percentage terms and explain why the flexibility is needed. If flexibility is being requested among divisions, provide the amount by fund of flexibility you are requesting in dollar and percentage terms and explain why the flexibility is needed.

DEPARTMENT REQUEST

10% flexibility is requested between the following sections: 11.350 (Qualified Residential Treatment IMD), 11.350 (Qualified Residential Treatment Non-IMD), 11.355 (Residential Treatment), and 11.745 (Rehab and Specialty).

2. Estimate how much flexibility will be used for the budget year. How much flexibility was used in the Prior Year Budget and the Current Year Budget? Please specify the amount.

PRIOR YEAR ACTUAL AMOUNT OF FLEXIBILITY USED	CURRENT YEAR ESTIMATED AMOUNT OF FLEXIBILITY THAT WILL BE USED	BUDGET REQUEST ESTIMATED AMOUNT OF FLEXIBILITY THAT WILL BE USED
N/A	DSS will flex up to 10% between sections.	Up to 10% flexibility will be used.

3. Please explain how flexibility was used in the prior and/or current years.

PRIOR YEAR EXPLAIN ACTUAL USE	CURRENT YEAR EXPLAIN PLANNED USE
N/A	<p>Flexibility allows for CD to move authority between program sections to ensure payroll obligations are met and services continue to be provided without disruption or delay. Flex allows CD to shift authority to sections where there is need. The MHD rehab section pays for rehab services provided by residential facilities which pass through Medicaid Payroll. Expenditures are based on the placement and needs of the children who come into CD custody. This flexibility will allow CD to adjust to the needs of the children who come into care.</p>

DECISION ITEM DETAIL

Budget Unit	FY 2023	FY 2023	FY 2024	FY 2024	FY 2025	FY 2025	*****	*****
Decision Item	ACTUAL	ACTUAL	BUDGET	BUDGET	DEPT REQ	DEPT REQ	SECURED	SECURED
Budget Object Class	DOLLAR	FTE	DOLLAR	FTE	DOLLAR	FTE	COLUMN	COLUMN
QUALIFIED RESIDENTL TREATMENT								
CORE								
PROGRAM DISTRIBUTIONS	15,657,017	0.00	0	0.00	0	0.00	0	0.00
TOTAL - PD	15,657,017	0.00	0	0.00	0	0.00	0	0.00
GRAND TOTAL	\$15,657,017	0.00	\$0	0.00	\$0	0.00	\$0	0.00
GENERAL REVENUE	\$12,236,004	0.00	\$0	0.00	\$0	0.00		0.00
FEDERAL FUNDS	\$3,421,013	0.00	\$0	0.00	\$0	0.00		0.00
OTHER FUNDS	\$0	0.00	\$0	0.00	\$0	0.00		0.00

DECISION ITEM DETAIL

Budget Unit	FY 2023	FY 2023	FY 2024	FY 2024	FY 2025	FY 2025	*****	*****
Decision Item	ACTUAL	ACTUAL	BUDGET	BUDGET	DEPT REQ	DEPT REQ	SECURED	SECURED
Budget Object Class	DOLLAR	FTE	DOLLAR	FTE	DOLLAR	FTE	COLUMN	COLUMN
QRTP/NON-IMD								
CORE								
PROGRAM DISTRIBUTIONS	0	0.00	13,075,894	0.00	13,075,894	0.00	0	0.00
TOTAL - PD	0	0.00	13,075,894	0.00	13,075,894	0.00	0	0.00
GRAND TOTAL	\$0	0.00	\$13,075,894	0.00	\$13,075,894	0.00	\$0	0.00
GENERAL REVENUE	\$0	0.00	\$9,748,446	0.00	\$9,748,446	0.00		0.00
FEDERAL FUNDS	\$0	0.00	\$3,327,448	0.00	\$3,327,448	0.00		0.00
OTHER FUNDS	\$0	0.00	\$0	0.00	\$0	0.00		0.00

DECISION ITEM DETAIL

Budget Unit	FY 2023	FY 2023	FY 2024	FY 2024	FY 2025	FY 2025	*****	*****
Decision Item	ACTUAL	ACTUAL	BUDGET	BUDGET	DEPT REQ	DEPT REQ	SECURED	SECURED
Budget Object Class	DOLLAR	FTE	DOLLAR	FTE	DOLLAR	FTE	COLUMN	COLUMN
QRTP/IMD								
CORE								
PROGRAM DISTRIBUTIONS	0	0.00	10,960,573	0.00	10,960,573	0.00	0	0.00
TOTAL - PD	0	0.00	10,960,573	0.00	10,960,573	0.00	0	0.00
GRAND TOTAL	\$0	0.00	\$10,960,573	0.00	\$10,960,573	0.00	\$0	0.00
GENERAL REVENUE	\$0	0.00	\$8,247,460	0.00	\$8,247,460	0.00		0.00
FEDERAL FUNDS	\$0	0.00	\$2,713,113	0.00	\$2,713,113	0.00		0.00
OTHER FUNDS	\$0	0.00	\$0	0.00	\$0	0.00		0.00

PROGRAM DESCRIPTION

Department: Social Services

HB Section(s):

11.350

Program Name: Qualified Residential Treatment

Program is found in the following core budget(s): Qualified Residential Treatment Program IMD & Non-IMD

1a. What strategic priority does this program address?

Providing safety and comprehensive support services for foster care youth with emotional, behavioral, or social issues or medical needs.

1b. What does this program do?

Qualified Residential Treatment Programs (QRTPs)-

These are residential treatment programs that are IV-E reimbursable since the passage of the Family First Prevention Services Act and now part of the CD residential treatment service array. These residential programs provide short term residential treatment services to children deemed appropriate to be placed by the independent assessor. A QRTP must meet the following criteria:

- Licensed in accordance with the Title IV-E requirements and accredited by one of the following:
- The Commission on Accreditation of Rehabilitation Facilities (CARF)
- Joint Commission on Accreditation of Healthcare Organizations (JCAHO)
- Council on Accreditation (COA)
- Any other independent, not-for-profit accrediting organization approved by the Secretary.
- Utilizes a trauma-informed treatment model that includes service of clinical needs and can implement the treatment identified for the child by the required 30-day assessment of the appropriateness of the residential which may include a QRTP placement.
- Provide care within the scope of their practice as defined by state law.
- Must be staffed by registered or licensed nursing staff (not required to be employed by the organization; however, must be accessible 24 hours per day, 7 days per week).
- Facilitates and documents outreach efforts made to the family members of the child including siblings and maintains contact information for any known biological family and fictive kin of the child.
- Be inclusive of family members in the treatment process if possible and capable of documenting the extent of their involvement.
- Provide discharge planning and offer at least six months of family-based aftercare support post-discharge.

PROGRAM DESCRIPTION

Department: Social Services

HB Section(s):

11.350

Program Name: Qualified Residential Treatment

Program is found in the following core budget(s): Qualified Residential Treatment Program IMD & Non-IMD

Institutions for Mental Diseases (IMDs)-

Section 1905(i) of the Social Security Act (Act) defines an IMD as a “hospital, nursing facility, or other institution of more than 16 beds, that is primarily engaged in providing diagnosis, treatment, or care of persons with mental diseases including medical attention, nursing care, and related services.” Under section 1905(a) of the Act, there is a general prohibition on Medicaid payment for any services provided to an individual who has not yet attained 65 years of age who is residing in an IMD. This is commonly known as the IMD exclusion, and it applies to any care or services provided to patients residing in an IMD inside or outside of the IMD. There are two longstanding statutory exceptions to the IMD exclusion under section 1905(a). First, inpatient hospital services, nursing facility services, and intermediate care facility services for individuals age 65 and older in IMDs can be reimbursed. Second, inpatient psychiatric hospital services for individuals under age 21 furnished by a psychiatric hospital, a general hospital with a psychiatric program that meets the applicable conditions of participation, or an accredited psychiatric facility, commonly referred to as a “Psychiatric Residential Treatment Facility” (PRTF), that meets certain requirements, can also be reimbursed. This is commonly referred to as the “psych under 21” benefit.

CD rate structure consists of using a daily rate for all providers. Below are contract rates as of 7/1/2023:

Residential Care Facility	Maint.	Non-Reimbursable Medically Necessary	Total Daily Care Rate
QRTP & IMD Maintenance Daily Rate - Level II	\$70.41	\$98.75	\$169.16
QRTP & IMD Maintenance Daily Rate - Level III	\$76.83	\$107.80	\$184.63
QRTP & IMD Maintenance Daily Rate - Level IV	\$92.02	\$129.66	\$221.68
QRTP & NON-IMD Maintenance Daily Rate - Level II	\$80.96	\$113.51	\$194.47
QRTP & NON-IMD Maintenance Daily Rate - Level III	\$99.57	\$139.59	\$239.16
QRTP & NON-IMD Maintenance Daily Rate - Level IV	\$105.35	\$148.45	\$253.80

PROGRAM DESCRIPTION

Department: Social Services

HB Section(s):

11.350

Program Name: Qualified Residential Treatment

Program is found in the following core budget(s): Qualified Residential Treatment Program IMD & Non-IMD

2a. Provide an activity measure(s) for the program.

Number of Contracted Providers Accredited In a Fiscal Year.

*Data not available until December 2023.

2b. Provide a measure(s) of the program's quality.

Number of Youth in a residential setting by Facility Designation

*Data not available until December 2023.

2c. Provide a measure(s) of the program's impact.

Average Number of Referrals submitted in a Fiscal Year.

*Data not available until December 2023.

2d. Provide a measure(s) of the program's efficiency.

Children Exiting QRTP by Exit Reason

% exiting to independence

% exiting to finalized adoption

% exiting to return to home

% exiting to guardianship

% exiting to other outcomes

*Data not available until June 2024.

PROGRAM DESCRIPTION

Department: Social Services

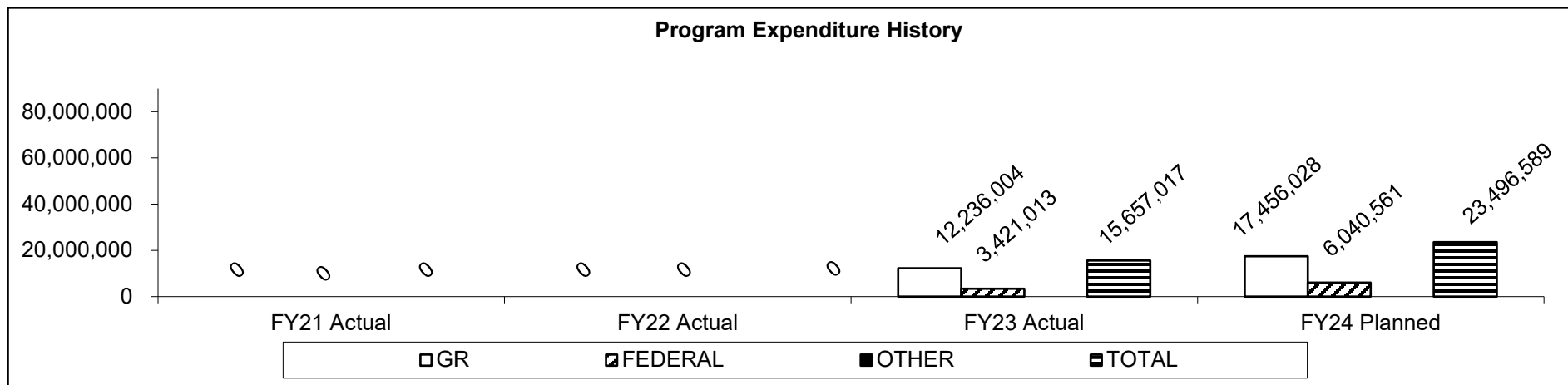
HB Section(s):

11.350

Program Name: Qualified Residential Treatment

Program is found in the following core budget(s): Qualified Residential Treatment Program IMD & Non-IMD

3. Provide actual expenditures for the prior three fiscal years and planned expenditures for the current fiscal year. (Note: Amounts do not include fringe benefit costs.)



Planned FY 2024 expenditures are net of reverted and reserves.

4. What are the sources of the "Other " funds?

N/A

5. What is the authorization for this program, i.e., federal or state statute, etc.? (Include the federal program number, if applicable.)

The Family First Prevention Services Act (FFPSA), enacted as part of Public Law (P.L.) 115—123, authorized new optional title IV-E funding for time-limited prevention services for mental health, substance abuse, and in-home parent skill-based programs for children or youth who are candidates for foster care, pregnant or parenting youth in foster care, and the parents or kin caregivers of those children and youth.

6. Are there federal matching requirements? If yes, please explain.

Expenditures on behalf of eligible IV-E children and youth are reimbursable at the IV-E program rate, which is the FMAP (Federal Medical Assistance Percentage). The FMAP fluctuates annually based on state and national economic and population data, but generally the state matching requirement is around 35% and the federal match is around 65%.

7. Is this a federally mandated program? If yes, please explain.

No.

Core – Residential Treatment

CORE DECISION ITEM

Department: Social Services
 Division: Children's Division
 Core: Residential Treatment Services

Budget Unit: 90221C
 HB Section: 11.355

1. CORE FINANCIAL SUMMARY

	FY 2025 Budget Request			
	GR	Federal	Other	Total
PS	0	0	0	0
EE	0	0	0	0
PSD	23,867,613	21,814,329	0	45,681,942
TRF	0	0	0	0
Total	23,867,613	21,814,329	0	45,681,942
FTE	0.00	0.00	0.00	0.00

	FY 2025 Governor's Recommendation			
	GR	Federal	Other	Total
PS	0	0	0	0
EE	0	0	0	0
PSD	0	0	0	0
TRF	0	0	0	0
Total	0	0	0	0
FTE	0.00	0.00	0.00	0.00

Est. Fringe	0	0	0	0
--------------------	---	---	---	---

Note: Fringes budgeted in House Bill 5 except for certain fringes budgeted directly to MoDOT, Highway Patrol, and Conservation.

Est. Fringe	0	0	0	0
--------------------	---	---	---	---

Note: Fringes budgeted in House Bill 5 except for certain fringes budgeted directly to MoDOT, Highway Patrol, and Conservation.

Other Funds: N/A

Other Funds:

2. CORE DESCRIPTION

Residential treatment services are residential based services necessary for children who are either status offenders, or who have emotional, behavioral, or psychological difficulties. These funds are used to pay contracted residential facilities, the specialized care contract, and to help de-institutionalize youth with severe needs.

3. PROGRAM LISTING (list programs included in this core funding)

- Residential Treatment Services
- Voluntary Placement Agreements
- S.B. 1003 Arrangements
- Foster Care Case Management
- Developmental Disability Waiver Children

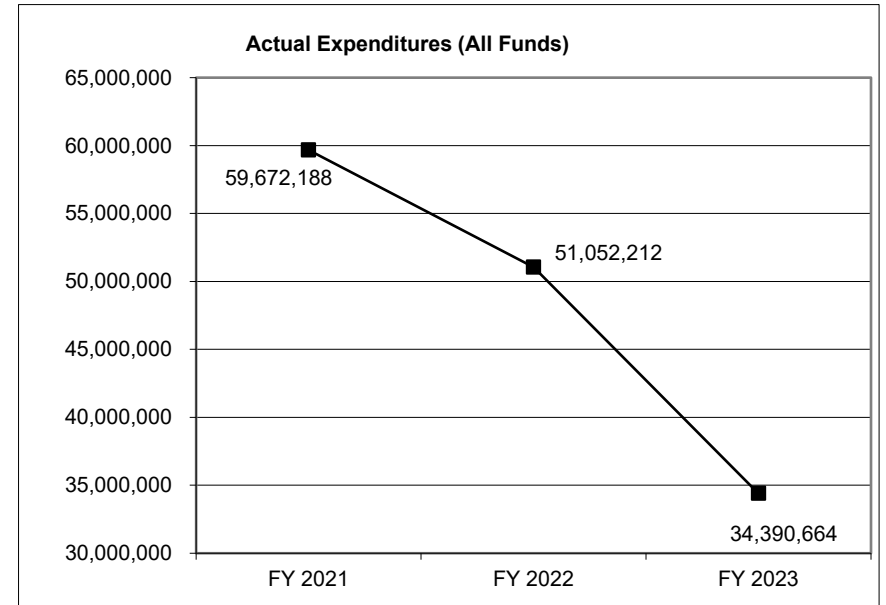
CORE DECISION ITEM

Department: Social Services
Division: Children's Division
Core: Residential Treatment Services

Budget Unit: 90221C
HB Section: 11.355

4. FINANCIAL HISTORY

	FY 2021 Actual	FY 2022 Actual	FY 2023 Actual	FY 2024 Current Yr.
Appropriation (All Funds)	82,974,033	73,577,866	39,071,036	45,681,942
Less Reverted (All Funds)	0	(1,334,456)	(656,949)	(716,028)
Less Restricted (All Funds)*	0	0	0	0
Budget Authority (All Funds)	82,974,033	72,243,410	38,414,087	44,965,914
Actual Expenditures (All Funds)	59,672,188	51,052,212	34,390,664	N/A
Unexpended (All Funds)	23,301,845	21,191,198	4,023,423	N/A
Unexpended, by Fund:				
General Revenue	7,008,632	13,846,103	770,584	N/A
Federal	16,293,213	7,345,095	3,252,838	N/A
Other	0	0	0	N/A
	(1)	(2)	(3)	(4)



Reverted includes statutory reserve amounts (when applicable).
 Restricted includes Governor's expenditure restrictions which remained at the end of the fiscal year.
 *Current Year restricted amount is as of September 1, 2023.

NOTES:

- (1)** FY21 - There was a core reduction of \$3,968,005 (\$3,845,615 GR, \$122,390 FF) based on projected lapse. There was \$23,896,094 (\$8,265,659 and \$ 15,630,435) reallocated from MHD to Residential Treatment. FY 21 COVID-19 related decrease in ability to expend funds/provide services during a portion of FY21.
- (2)** FY22 - A reallocation of \$10,049,587 (\$2,441,135 GR and \$7,507,452 FF) to align with department earning and appropriations.
- (3)** FY23 - Appropriation was decreased plus an additional \$3,284,395 was reallocated to Foster Care, Foster Care Transportation and Guardianship appropriations to cover FACES Payroll expenditures.
- (4)** FY24 - A Residential Rate Increase in the amount of \$3,326,511 is included.

CORE RECONCILIATION DETAIL

**DEPARTMENT OF SOCIAL SERVICES
RES TRMNT SVS**

5. CORE RECONCILIATION DETAIL

	Budget Class	FTE	GR	Federal	Other	Total	Explanation
TAFP AFTER VETOES							
	PD	0.00	23,867,613	21,814,329	0	45,681,942	
	Total	0.00	23,867,613	21,814,329	0	45,681,942	
DEPARTMENT CORE REQUEST							
	PD	0.00	23,867,613	21,814,329	0	45,681,942	
	Total	0.00	23,867,613	21,814,329	0	45,681,942	
GOVERNOR'S RECOMMENDED CORE							
	PD	0.00	23,867,613	21,814,329	0	45,681,942	
	Total	0.00	23,867,613	21,814,329	0	45,681,942	

DECISION ITEM SUMMARY

Budget Unit									
Decision Item	FY 2023	FY 2023	FY 2024	FY 2024	FY 2025	FY 2025	*****	*****	
Budget Object Summary	ACTUAL	ACTUAL	BUDGET	BUDGET	DEPT REQ	DEPT REQ	SECURED	SECURED	
Fund	DOLLAR	FTE	DOLLAR	FTE	DOLLAR	FTE	COLUMN	COLUMN	
RES TRMNT SVS									
CORE									
EXPENSE & EQUIPMENT									
GENERAL REVENUE	21	0.00	0	0.00	0	0.00	0	0.00	
TEMP ASSIST NEEDY FAM FEDERAL	13	0.00	0	0.00	0	0.00	0	0.00	
DEPT OF SOC SERV FEDERAL & OTH	7	0.00	0	0.00	0	0.00	0	0.00	
TOTAL - EE	41	0.00	0	0.00	0	0.00	0	0.00	
PROGRAM-SPECIFIC									
GENERAL REVENUE	18,700,016	0.00	23,867,613	0.00	23,867,613	0.00	0	0.00	
TEMP ASSIST NEEDY FAM FEDERAL	10,232,652	0.00	13,351,973	0.00	13,351,973	0.00	0	0.00	
DEPT OF SOC SERV FEDERAL & OTH	5,457,956	0.00	8,462,356	0.00	8,462,356	0.00	0	0.00	
TOTAL - PD	34,390,624	0.00	45,681,942	0.00	45,681,942	0.00	0	0.00	
TOTAL	34,390,665	0.00	45,681,942	0.00	45,681,942	0.00	0	0.00	
GRAND TOTAL	\$34,390,665	0.00	\$45,681,942	0.00	\$45,681,942	0.00	\$0	0.00	

FLEXIBILITY REQUEST FORM

BUDGET UNIT NUMBER: 90221C	DEPARTMENT: Social Services
BUDGET UNIT NAME: Residential Treatment	
HOUSE BILL SECTION: 11.355	DIVISION: Children's Division

1. Provide the amount by fund of personal service flexibility and the amount by fund of expense and equipment flexibility you are requesting in dollar and percentage terms and explain why the flexibility is needed. If flexibility is being requested among divisions, provide the amount by fund of flexibility you are requesting in dollar and percentage terms and explain why the flexibility is needed.

DEPARTMENT REQUEST

10% flexibility is requested between the following sections: 11.075 (DLS Permanency Attorneys), 11.330 (Children's Treatment Services), 11.335 (Foster Care), 11.340 (Foster Care Maintenance), 11.355 (Residential Treatment), 11.375 (Adoption Subsidy), 11.375 (Guardianship Subsidy), 11.380 (Foster Care and Adoption savings), and 11.385 (Independent and Transitional Living). In addition, 10% flexibility is requested between this section, 11.350 (Qualified Residential Treatment IMD), 11.350 (Qualified Residential Treatment Non-IMD), and 11.745 (Rehab and Specialty).

2. Estimate how much flexibility will be used for the budget year. How much flexibility was used in the Prior Year Budget and the Current Year Budget? Please specify the amount.

PRIOR YEAR ACTUAL AMOUNT OF FLEXIBILITY USED	CURRENT YEAR ESTIMATED AMOUNT OF FLEXIBILITY THAT WILL BE USED	BUDGET REQUEST ESTIMATED AMOUNT OF FLEXIBILITY THAT WILL BE USED
\$3,284,395	DSS will flex up to 10% between sections.	Up to 10% flexibility will be used.

3. Please explain how flexibility was used in the prior and/or current years.

PRIOR YEAR EXPLAIN ACTUAL USE	CURRENT YEAR EXPLAIN PLANNED USE
<p>Flexed from Residential Treatment to Adoption/Guardianship Subsidy, Foster Care, and Foster Care Transportation sections to cover FACES payroll expenditures.</p>	<p>Flexibility allows for CD to move authority between program sections to ensure payroll obligations are met and services continue to be provided without disruption or delay. Flex allows CD to shift authority to sections where there is need. The DLS Permanency section pays for non-reoccurring legal fees which pass through FACES payroll. The MHD rehab section pays for rehab services provided by residential facilities which pass through Medicaid Payroll. Expenditures are based on the placement and needs of the children who come into CD custody. This flexibility will allow CD to adjust to the needs of the children who come into care.</p>

DECISION ITEM DETAIL

Budget Unit	FY 2023	FY 2023	FY 2024	FY 2024	FY 2025	FY 2025	*****	*****
Decision Item	ACTUAL	ACTUAL	BUDGET	BUDGET	DEPT REQ	DEPT REQ	SECURED	SECURED
Budget Object Class	DOLLAR	FTE	DOLLAR	FTE	DOLLAR	FTE	COLUMN	COLUMN
RES TRMNT SVS								
CORE								
PROFESSIONAL SERVICES	41	0.00	0	0.00	0	0.00	0	0.00
TOTAL - EE	41	0.00	0	0.00	0	0.00	0	0.00
PROGRAM DISTRIBUTIONS	34,390,624	0.00	45,681,942	0.00	45,681,942	0.00	0	0.00
TOTAL - PD	34,390,624	0.00	45,681,942	0.00	45,681,942	0.00	0	0.00
GRAND TOTAL	\$34,390,665	0.00	\$45,681,942	0.00	\$45,681,942	0.00	\$0	0.00
GENERAL REVENUE	\$18,700,037	0.00	\$23,867,613	0.00	\$23,867,613	0.00		0.00
FEDERAL FUNDS	\$15,690,628	0.00	\$21,814,329	0.00	\$21,814,329	0.00		0.00
OTHER FUNDS	\$0	0.00	\$0	0.00	\$0	0.00		0.00

PROGRAM DESCRIPTION

Department: Social Services

HB Section(s):

11.355

Program Name: Residential Treatment

Program is found in the following core budget(s): Residential Treatment

1a. What strategic priority does this program address?

Safety, wellbeing, behavior support and rehabilitative treatment services for foster care youth.

1b. What does this program do?

The Children's Division Residential Treatment program provides children who are status offenders, have been abused or neglected, and/or who have emotional or psychological difficulties with necessary treatment and rehabilitative services in a residential environment, offering various levels of residential services available to these youth and children, depending on their specific needs. Two basic federal funding streams partially help fund Residential Treatment: Title IV-E (Foster Care, and Adoption and Guardianship Assistance) and Title XIX (Medicaid).

Residential contractors provide room and board, supervision, and therapeutic rehabilitative services to children within their programs. Rehabilitative services are necessary to address the behavioral needs of children and transition them to community-based settings through rehabilitative planning, evaluation, and service delivery. Children who receive such services have completed a Childhood Severity of Psychiatric Illness (CSPI) assessment to establish eligibility. A portion of the children and youth receive residential services as a result of an emergency need for placement, or are young women in need of maternity and infant care, rather than because of behavioral needs.

The residential contracts allow the department to maintain compliance with federal requirements, strengthen Medicaid rehab claiming protocols, and maintain compliance with the federal district court order, to base room and board reimbursements on a cost-based methodology.

Residential Treatment Service include:

- Emergency Shelter – temporary living arrangement other than their own home, which will assure a safe and protected environment.
- Level 2/Moderate/Residential – for children who are in need of twenty-four hour care for moderate behavioral needs.
- Level 3/Severe/Residential – for children who are in need of twenty-four hour care in a stable, structured, therapeutic environment that focuses on treatment.
- Level 4/Psychiatric/Intensive – for children previously in acute psychiatric hospital or children whose treatment needs are beyond severe.
- Above Level 4 – services are short term and provide services above and beyond Level 4 Residential Care.
- Therapeutic Foster Care Services – services provided to eligible youth consisting of highly intensive individual treatment in a family foster home setting and community environment.
- Aftercare Services – short term intensive services provided to eligible youth and their families to expedite the youth's return home from residential care.
- Maternity Residential Services – services are for pregnant adolescents for whom a family or family-like resource is not available.
- Maternity Residential Services with Infant – services for parenting adolescents and their newborn infants, for whom a family or family-like resource is not available.
- Infant/Toddler Residential Services – services directed toward children under the age of seven, including those who are medically fragile, drug/alcohol-affected, and/or severely emotionally disturbed for whom a family or family-like resource is not available.

PROGRAM DESCRIPTION

Department: Social Services

HB Section(s):

11.355

Program Name: Residential Treatment

Program is found in the following core budget(s): Residential Treatment

CD rate structure consists of using a daily rate for all providers. Below are contract rates as of 7/1/2023:

Residential Care Facility	Maint.	Rehab.	Total Daily Care Rate
Residential Treatment Maintenance - Level II	\$61.80	\$88.54	\$150.34
Residential Treatment Maintenance - Level III	\$66.61	\$88.73	\$155.34
Residential Treatment Maintenance- Level IV	\$87.56	\$116.63	\$204.19
Emergency Maintenance	\$135.23		\$135.23
Infant Maintenance	\$128.11		\$128.11
Maternity Maintenance	\$135.23		\$135.23
Rehab – Aftercare		\$93.11	\$93.11

Specialized Care Management Contract

The Interdepartmental Initiative for Children with Severe Needs was a consortium of the Departments of Elementary and Secondary Education, Health and Senior Services, Mental Health, and Social Services designed to address a more responsive approach to children with severe behavioral health needs that negatively impact their ability to remain in their homes and communities. These children's severe behavioral health issues negatively impact their placement success in traditional Children's Division residential care, Mental Health residential care, or Mental Health hospitalization. The children and their families have complex interactions with mental health, medical, social service, legal, and education systems. They often receive a series of increasingly intense and expensive state services including long-term placement in residential care. This contract includes outcomes to measure child safety, permanency, stability, and well-being.

The Specialized Care Management contract award covers 42 counties; 10 Eastern Missouri counties; 10 Central Missouri counties; 5 Kansas City Area counties; 9 counties in Southwest Missouri (this area can be expanded as negotiated with the contracted agency), and 8 Southeast Missouri counties. The contract serves a maximum of 375 children, ages 6 - 20 years. As of June 2021, there were 331 children were served by this contract.

Voluntary Placement Agreements (VPA)

This program allows children to receive appropriate and necessary services, which include out-of-home placement to address mental health needs. The VPA allows the parent to retain custody of their child, while receiving services that the parent cannot afford or access. The VPAs are not to exceed 180 days. The ultimate goal is to provide services and reunify the child with his/her parent(s) as quickly as possible.

PROGRAM DESCRIPTION

Department: Social Services

HB Section(s):

11.355

Program Name: Residential Treatment

Program is found in the following core budget(s): Residential Treatment

S.B. 1003 Arrangements

Children can be placed in the custody of the CD solely to access mental health services when no abuse or neglect has occurred. This program allows children to receive appropriate and necessary services to address mental health needs when custody of the child has been returned to their parent/custodian. The child receives services which the parent cannot afford or access even though the court has terminated jurisdiction and returned custody to the parent/custodian.

Foster Care Case Management

Contracted Case Management providers receive a case rate per child, per month, for children being served by the private agency. A portion of the case rate is for residential treatment services and is paid from this appropriation. Contracted case managers contract directly with residential agencies for their services.

Developmental Disabilities

The CD, through a Memorandum of Understanding (MOU) with the Department of Mental Health, has access to services for children with developmental disabilities. Through this MOU, CD can access appropriate services for children in the Division's custody. DMH accesses Medicaid dollars for the services, and the general revenue match is paid by the CD through the Residential Treatment appropriation. Children must meet the following criteria: An individual must have a developmental disability (per state law Section 630.005, RSMo) that occurred before age 18 or a severe health problem such as autism, epilepsy, or cerebral palsy that results in a need for specialized habilitation services. They may also have been injured or have a brain injury (from accidents, etc.). However, the disability should be expected to be a continuing problem rather than short-term, and result in significant functional limitation in at least three areas. These children will, in most cases, transition from DSS services to DMH adult services.

Independent Assessor

The CD is piloting an Independent Assessor program for changes to residential treatment for youth in foster care. This is being done in preparation for the implementation of federal legislation the Family First Prevention and Services Act which will require full implementation by October 2021. The Independent Assessor would require that before a foster youth being placed in residential treatment, the youth be assessed by an independent qualified clinician who is separate from both the residential facility and the Children's Division. The youth will be assessed either in-person or via tele-health so the youth has a voice in what happens to them while they are in the foster care system. The clinician will then prepare a report to be sent to the juvenile and family court for the court's consideration. The court will make a finding if residential treatment is in the child's best interest. These changes are being made to make sure that residential treatment is truly being used for the youth to determine who needs it most and to reduce the amount of time youth spend in residential treatment.

PROGRAM DESCRIPTION

Department: Social Services

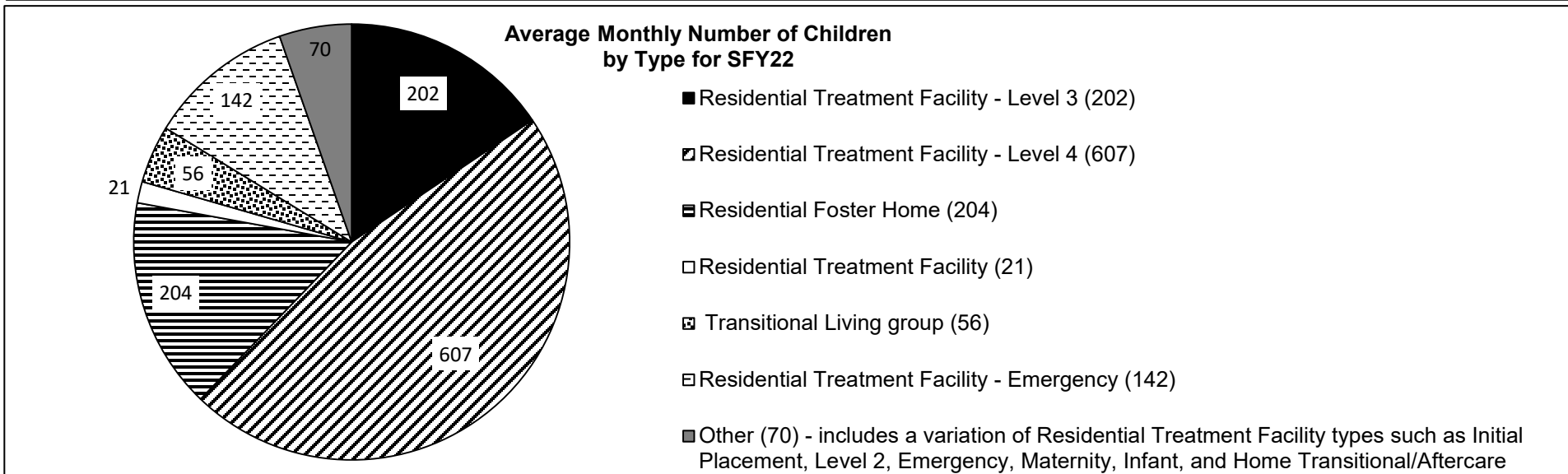
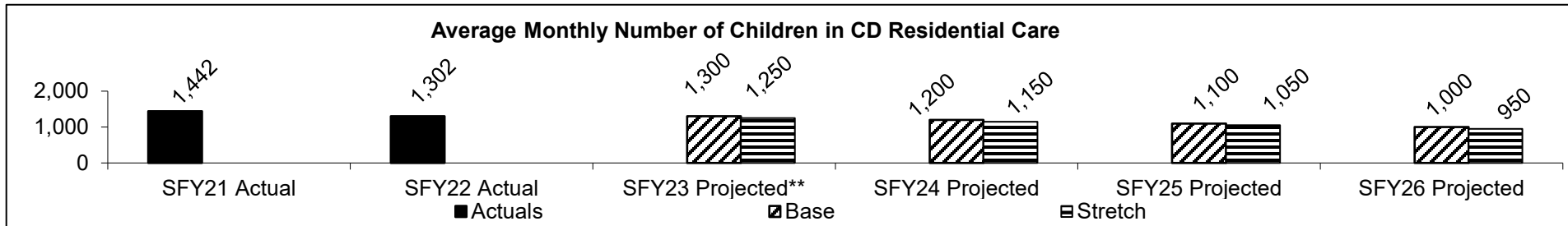
HB Section(s):

11.355

Program Name: Residential Treatment

Program is found in the following core budget(s): Residential Treatment

2a. Provide an activity measure(s) for the program.



**Data will be available December 2023.

Eligible: All children between the ages of 0 and 18 years who have been placed in the legal and physical custody of the Children’s Division. Some children, who qualify remain in custody until they are 21 years of age.

PROGRAM DESCRIPTION

Department: Social Services

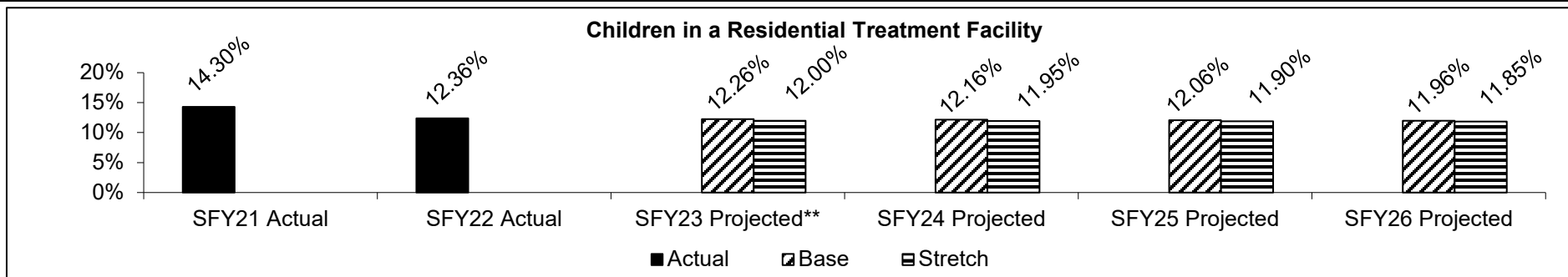
HB Section(s):

11.355

Program Name: Residential Treatment

Program is found in the following core budget(s): Residential Treatment

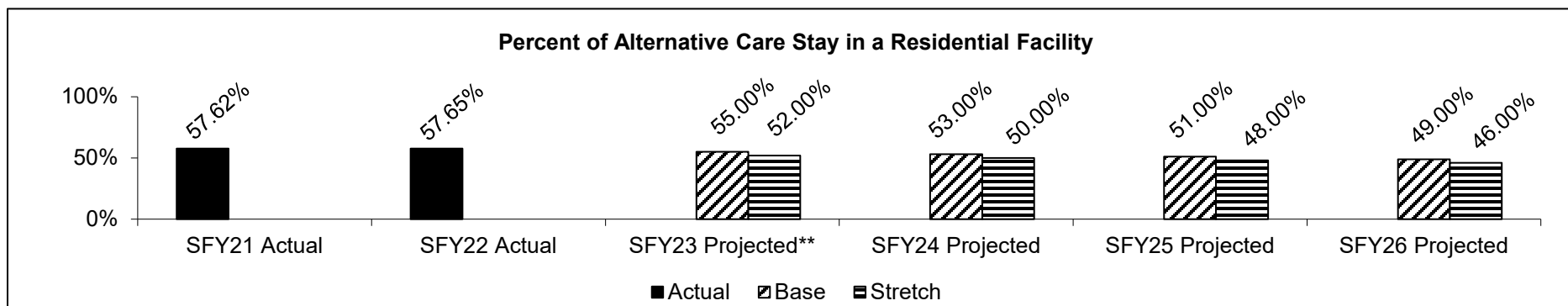
2b. Provide a measure(s) of the program's quality.



**Data will be available December 2023.

Measures children who received Residential Treatment at any point in time throughout the year that are in the care and custody of CD.

2c. Provide a measure(s) of the program's impact.



**Data will be available December 2023.

Stay represents a specific period of time in placement. This measure includes children who spent at least one (1) day in residential treatment and calculates what percentage of their time in CD custody was in a facility.

2d. Provide a measure(s) of the program's efficiency.

New measure available in December 2023.

PROGRAM DESCRIPTION

Department: Social Services

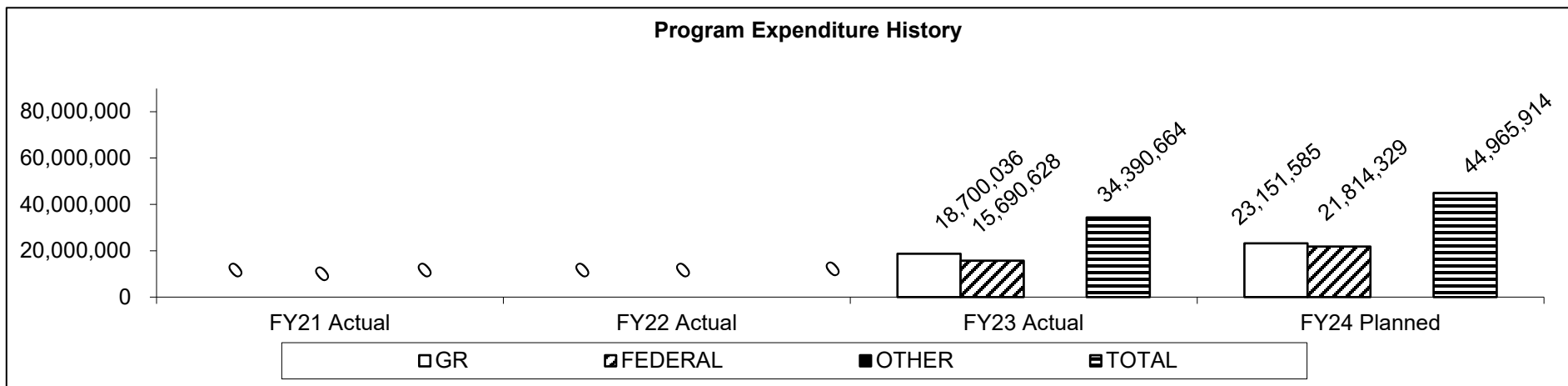
HB Section(s):

11.355

Program Name: Residential Treatment

Program is found in the following core budget(s): Residential Treatment

3. Provide actual expenditures for the prior three fiscal years and planned expenditures for the current fiscal year. (Note: Amounts do not include fringe benefit costs.)



Planned FY 2024 expenditures are net of reverted and reserves.

4. What are the sources of the "Other " funds?

N/A

5. What is the authorization for this program, i.e., federal or state statute, etc.? (Include the federal program number, if applicable.)

State statute: Sections 208.204, 210.122, 210.481 - 210.531, RSMo.;
 Federal:42 USC Sections 670, and 5101; 13 CSR 35-30.010

6. Are there federal matching requirements? If yes, please explain.

Expenditures on behalf of eligible IV-E children and youth are reimbursable at the IV-E program rate, which is the FMAP (Federal Medical Assistance Percentage). The FMAP fluctuates annually based on state and national economic and population data, but generally the state matching requirement is around 35% and the federal match is around 65%.

7. Is this a federally mandated program? If yes, please explain.

Yes. The federal Child Welfare Act and the federal Child Abuse Prevention and Treatment Act obligate Missouri to care for children who have been abused and neglected.

Core – Foster Parent Training

CORE DECISION ITEM

Department: Social Services
 Division: Children's Division
 Core: Foster Parent Training

Budget Unit: 90199C
 HB Section: 11.360

1. CORE FINANCIAL SUMMARY

	FY 2025 Budget Request					FY 2025 Governor's Recommendation			
	GR	Federal	Other	Total		GR	Federal	Other	Total
PS	0	0	0	0	PS	0	0	0	0
EE	403,510	172,934	0	576,444	EE	0	0	0	0
PSD	200,000	200,000	0	400,000	PSD	0	0	0	0
TRF	0	0	0	0	TRF	0	0	0	0
Total	603,510	372,934	0	976,444	Total	0	0	0	0
FTE	0.00	0.00	0.00	0.00	FTE	0.00	0.00	0.00	0.00

Est. Fringe	0	0	0	0
--------------------	---	---	---	---

Note: Fringes budgeted in House Bill 5 except for certain fringes budgeted directly to MoDOT, Highway Patrol, and Conservation.

Est. Fringe	0	0	0	0
--------------------	---	---	---	---

Note: Fringes budgeted in House Bill 5 except for certain fringes budgeted directly to MoDOT, Highway Patrol, and Conservation.

Other Funds: N/A

Other Funds:

2. CORE DESCRIPTION

The Children's Division foster parent training program prepares applicants for the roles and responsibilities of foster parenting and provides existing foster parents with advanced training to enhance their functioning as foster parents. Pre-service training introduces applicants to the goals of foster parenting, provides them with an overview of the entire foster care system, and prepares them for the challenges of parenting foster children. This appropriation funds contractual payments related to training and includes training required before becoming a foster parent and on-going training required for the parent to remain licensed.

3. PROGRAM LISTING (list programs included in this core funding)

Foster Parent Training

CORE DECISION ITEM

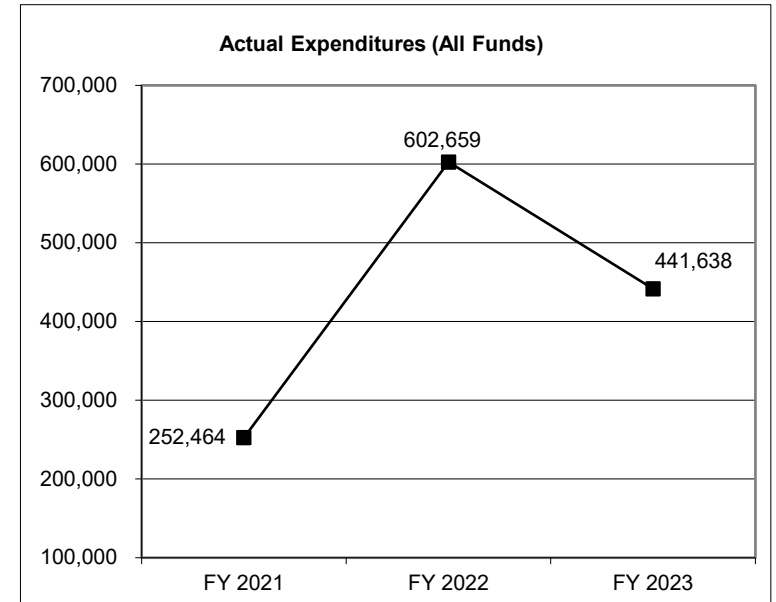
Department: Social Services
Division: Children's Division
Core: Foster Parent Training

Budget Unit: 90199C

HB Section: 11.360

4. FINANCIAL HISTORY

	FY 2021 Actual	FY 2022 Actual	FY 2023 Actual	FY 2024 Current Yr.
Appropriation (All Funds)	576,443	976,443	976,443	976,447
Less Reverted (All Funds)	(200,000)	0	0	0
Less Restricted* (All Funds)	0	0	0	0
Budget Authority (All Funds)	376,443	976,443	976,443	976,447
Actual Expenditures (All Funds)	252,464	602,659	441,638	N/A
Unexpended (All Funds)	123,979	373,784	534,805	N/A
Unexpended, by Fund:				
General Revenue	26,920	172,294	328,468	N/A
Federal	97,059	201,490	206,337	N/A
Other	0	0	N/A	N/A
	(1)	(2)		



Reverted includes statutory reserve amounts (when applicable).

Restricted includes Governor's expenditure restrictions which remained at the end of the fiscal year.

*Current Year restricted amount is as of September 1, 2023.

NOTES:

(1) FY21 - COVID-19 related decrease in ability to expend funds/provide services during a portion of FY21.

(2) FY22 - \$400,000 (\$200,000 GR and \$200,000 FF) was approved in the budget for Foster Parent Training incentive which caused the increase.

CORE RECONCILIATION DETAIL

**DEPARTMENT OF SOCIAL SERVICES
FOSTER PARENT TRAINING**

5. CORE RECONCILIATION DETAIL

	Budget Class	FTE	GR	Federal	Other	Total	Explanation
TAFP AFTER VETOES							
	EE	0.00	403,513	172,934	0	576,447	
	PD	0.00	200,000	200,000	0	400,000	
	Total	0.00	603,513	372,934	0	976,447	
DEPARTMENT CORE REQUEST							
	EE	0.00	403,513	172,934	0	576,447	
	PD	0.00	200,000	200,000	0	400,000	
	Total	0.00	603,513	372,934	0	976,447	
GOVERNOR'S RECOMMENDED CORE							
	EE	0.00	403,513	172,934	0	576,447	
	PD	0.00	200,000	200,000	0	400,000	
	Total	0.00	603,513	372,934	0	976,447	

DECISION ITEM SUMMARY

Budget Unit									
Decision Item	FY 2023	FY 2023	FY 2024	FY 2024	FY 2025	FY 2025	*****	*****	
Budget Object Summary	ACTUAL	ACTUAL	BUDGET	BUDGET	DEPT REQ	DEPT REQ	SECURED	SECURED	
Fund	DOLLAR	FTE	DOLLAR	FTE	DOLLAR	FTE	COLUMN	COLUMN	
FOSTER PARENT TRAINING									
CORE									
EXPENSE & EQUIPMENT									
GENERAL REVENUE	275,042	0.00	403,513	0.00	403,513	0.00	0	0.00	
DEPT OF SOC SERV FEDERAL & OTH	166,596	0.00	172,934	0.00	172,934	0.00	0	0.00	
TOTAL - EE	441,638	0.00	576,447	0.00	576,447	0.00	0	0.00	
PROGRAM-SPECIFIC									
GENERAL REVENUE	0	0.00	200,000	0.00	200,000	0.00	0	0.00	
DEPT OF SOC SERV FEDERAL & OTH	0	0.00	200,000	0.00	200,000	0.00	0	0.00	
TOTAL - PD	0	0.00	400,000	0.00	400,000	0.00	0	0.00	
TOTAL	441,638	0.00	976,447	0.00	976,447	0.00	0	0.00	
GRAND TOTAL	\$441,638	0.00	\$976,447	0.00	\$976,447	0.00	\$0	0.00	

DECISION ITEM DETAIL

Budget Unit	FY 2023	FY 2023	FY 2024	FY 2024	FY 2025	FY 2025	*****	*****
Decision Item	ACTUAL	ACTUAL	BUDGET	BUDGET	DEPT REQ	DEPT REQ	SECURED	SECURED
Budget Object Class	DOLLAR	FTE	DOLLAR	FTE	DOLLAR	FTE	COLUMN	COLUMN
FOSTER PARENT TRAINING								
CORE								
TRAVEL, IN-STATE	708	0.00	848	0.00	848	0.00	0	0.00
PROFESSIONAL SERVICES	440,930	0.00	575,599	0.00	575,599	0.00	0	0.00
TOTAL - EE	441,638	0.00	576,447	0.00	576,447	0.00	0	0.00
PROGRAM DISTRIBUTIONS	0	0.00	400,000	0.00	400,000	0.00	0	0.00
TOTAL - PD	0	0.00	400,000	0.00	400,000	0.00	0	0.00
GRAND TOTAL	\$441,638	0.00	\$976,447	0.00	\$976,447	0.00	\$0	0.00
GENERAL REVENUE	\$275,042	0.00	\$603,513	0.00	\$603,513	0.00		0.00
FEDERAL FUNDS	\$166,596	0.00	\$372,934	0.00	\$372,934	0.00		0.00
OTHER FUNDS	\$0	0.00	\$0	0.00	\$0	0.00		0.00

PROGRAM DESCRIPTION

Department: Social Services

HB Section(s): 11.360

Program Name: Foster Parent Training

Program is found in the following core budget(s): Foster Parent Training

1a. What strategic priority does this program address?

Safety and wellbeing for foster youth in stable foster placements.

1b. What does this program do?

The Children's Division Foster Parent Training program equips applicants for the roles and responsibilities of foster parenting and provides existing foster parents with advanced training to enhance their functioning as foster parents. Pre-service training introduces applicants to the goals of foster parenting, provides them with an overview of the entire foster care system, and prepares them for the challenges of parenting foster children. In-service training provides foster parents with the opportunity to strengthen their foster parenting skills in a variety of different areas specific to the children they are parenting and challenges encountered.

The specific parenting skills needed to meet the unique needs of the foster youth population and their caregivers are continually assessed through national research and provider engagement. New training topics are continuously being reviewed and added to training requirements.

New foster parents must complete the family assessment process and 27 hours of Foster Specialized Training, Assessment, and Resource Support/Skills pre-service training. Relative care providers must complete the family assessment process and the 9-hour STARS for the Caregiver Who Knows the Child pre-service training. These programs are competency-based, and designed to strengthen the quality of family alternative care services by providing the tools and skills families need to protect and nurture foster children, meet children's developmental needs, support relationships between children and their families, connect children with safe nurturing relationships intended to last a lifetime, and work as a member of the family support team. Families must demonstrate competence in the aforementioned areas before they are licensed. Children's Division is coordinating pilots of two new resources parent pre-service training curriculums to help foster and adoptive resources applicants by providing the best training available to equip them with skills and information to co-parents the Children's Division's population of children in foster care. The resource parents are expected to work closely with birth families and are required to obtain 30 hours of training during each 2-year licensing period.

PROGRAM DESCRIPTION

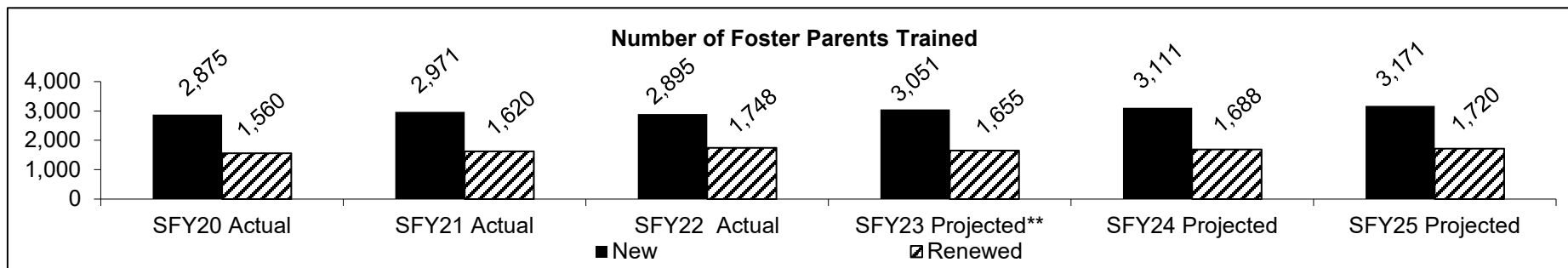
Department: Social Services

HB Section(s): 11.360

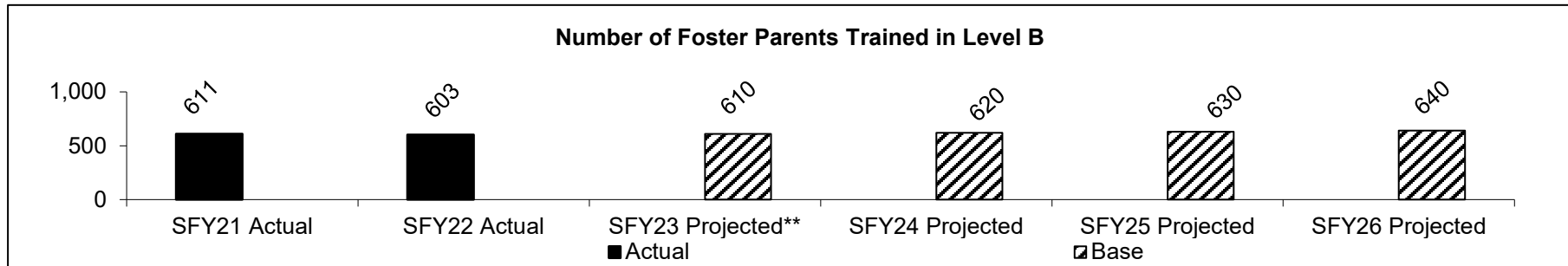
Program Name: Foster Parent Training

Program is found in the following core budget(s): Foster Parent Training

2a. Provide an activity measure(s) for the program.



**FY23 data will be available late January 2024.



**FY23 data will be available late January 2024.

2b. Provide a measure(s) of the program's quality.

This measure is under development.

PROGRAM DESCRIPTION

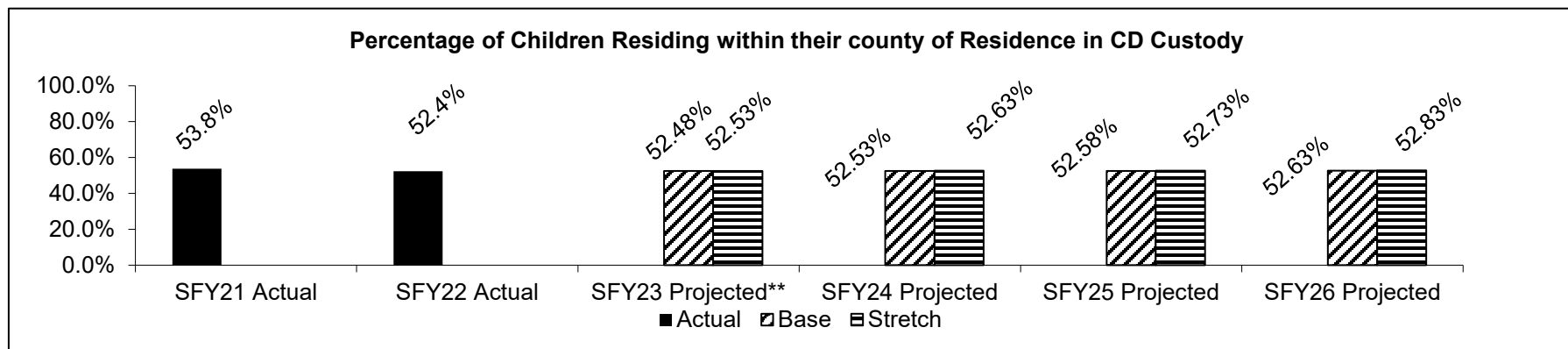
Department: Social Services

HB Section(s): 11.360

Program Name: Foster Parent Training

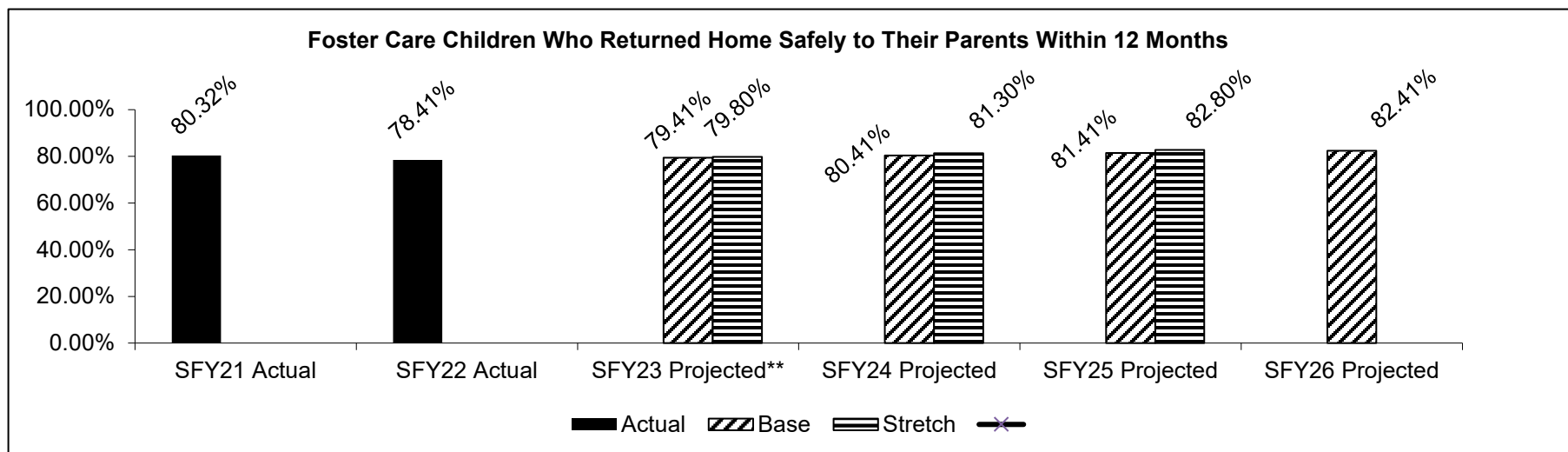
Program is found in the following core budget(s): Foster Parent Training

2c. Provide a measure(s) of the program's impact.



**FY23 data will be available late January 2024.

2d. Provide a measure(s) of the program's efficiency.



**FY23 data will be available late January 2024.

PROGRAM DESCRIPTION

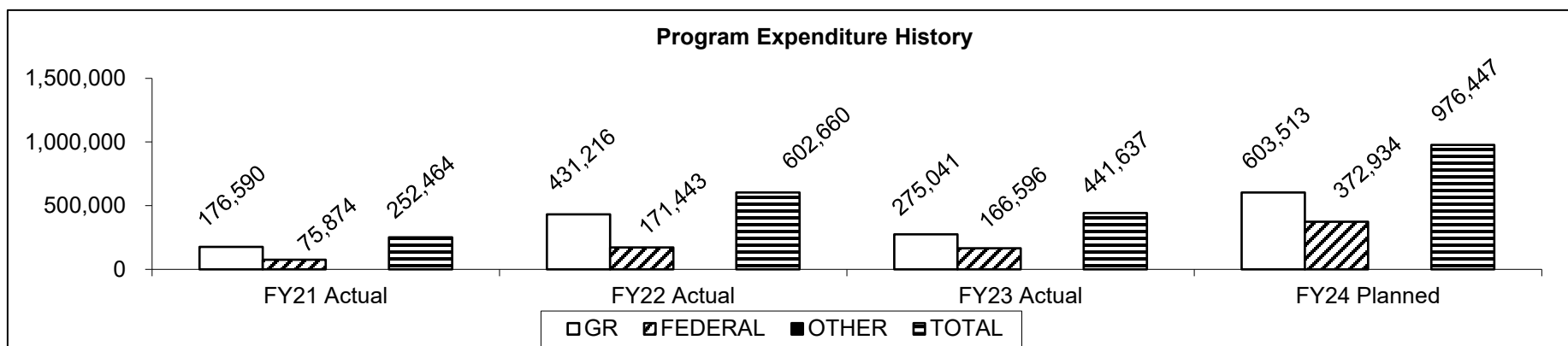
Department: Social Services

HB Section(s): 11.360

Program Name: Foster Parent Training

Program is found in the following core budget(s): Foster Parent Training

3. Provide actual expenditures for the prior three fiscal years and planned expenditures for the current fiscal year. (Note: Amounts do not include fringe benefit costs.)



4. What are the sources of the "Other " funds?

N/A

5. What is the authorization for this program, i.e., federal or state statute, etc.? (Include the federal program number, if applicable.)

State statute: Sections 173.270, 211.031 and 453.315, RSMo.; Federal: 42 USC Sections 670 and 5101.

6. Are there federal matching requirements? If yes, please explain.

Child Welfare training expenditures may receive a 50% or 75% federal match for Title IV-E.

7. Is this a federally mandated program? If yes, please explain.

The federal Child Welfare Act and the federal Child Abuse Prevention and Treatment Act obligate Missouri to care for children who are abused and neglected. Administrative activities related to these obligations would be considered mandatory.

Core – Foster Youth Educational Assistance

CORE DECISION ITEM

Department: Social Services
 Division: Children's Division
 Core: Foster Youth Educational Assistance

Budget Unit: 90198C
 HB Section: 11.365

1. CORE FINANCIAL SUMMARY

	FY 2025 Budget Request			
	GR	Federal	Other	Total
PS	0	0	0	0
EE	0	145,628	0	145,628
PSD	188,848	1,354,372	0	1,543,220
TRF	0	0	0	0
Total	188,848	1,500,000	0	1,688,848
FTE	0.00	0.00	0.00	0.00

	FY 2025 Governor's Recommendation			
	GR	Fed	Other	Total
PS	0	0	0	0
EE	0	0	0	0
PSD	0	0	0	0
TRF	0	0	0	0
Total	0	0	0	0
FTE	0.00	0.00	0.00	0.00

Est. Fringe	0	0	0	0
<i>Note: Fringes budgeted in House Bill 5 except for certain fringes budgeted directly to MoDOT, Highway Patrol, and Conservation.</i>				

Est. Fringe	0	0	0	0
<i>Note: Fringes budgeted in House Bill 5 except for certain fringes budgeted directly to MoDOT, Highway Patrol, and Conservation.</i>				

Other Funds: N/A

Other Funds:

2. CORE DESCRIPTION

The Foster Youth Education Assistance Program provides financial assistance for tuition and other fees related to post-secondary education and vocational training to youth in foster care and former foster youth. Early and on-going support for education is extremely important in preparing youth for self-sufficiency. The Foster Youth Education Assistance Program assists eligible youth interested in pursuing post-secondary education with reaching their goals.

3. PROGRAM LISTING (list programs included in this core funding)

Educational Training Voucher
 Tuition Waiver
 Credential Completion and Employment (CCE)

CORE DECISION ITEM

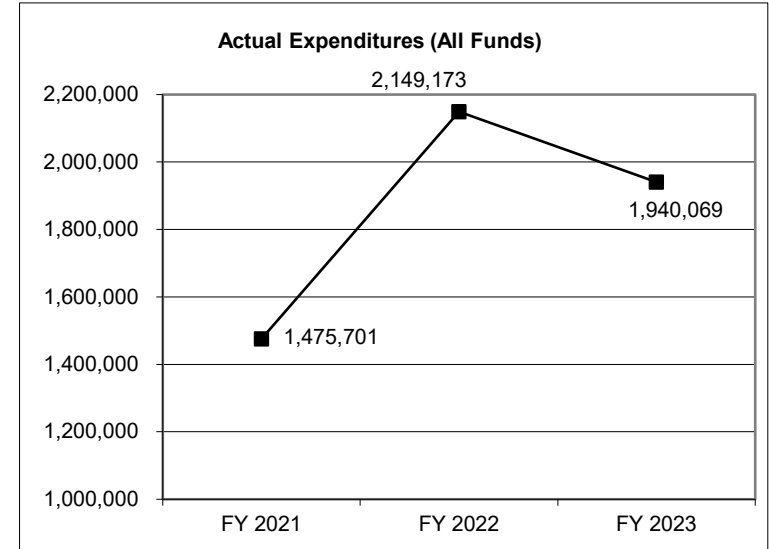
Department: Social Services
Division: Children's Division
Core: Foster Youth Educational Assistance

Budget Unit: 90198C

HB Section: 11.365

4. FINANCIAL HISTORY

	FY 2021 Actual	FY 2022 Actual	FY 2023 Actual	FY 2024 Current Yr.
Appropriation (All Funds)	1,688,848	3,174,441	3,174,441	1,688,848
Less Reverted (All Funds)	(5,665)	(5,665)	(5,665)	(5,665)
Less Restricted (All Funds)	0	0	0	0
Budget Authority (All Funds)	1,683,183	3,168,776	3,168,776	1,683,183
Actual Expenditures (All Funds)	1,475,701	2,149,173	1,940,069	N/A
Unexpended (All Funds)	207,482	1,019,603	1,228,707	N/A
Unexpended, by Fund:				
General Revenue	0	20,519	0	N/A
Federal	207,482	999,084	1,228,707	N/A
Other	0	0	0	N/A
		(1)		



Reverted includes statutory reserve amounts (when applicable).

Restricted includes Governor's expenditure restrictions which remained at the end of the fiscal year.

*Current Year restricted amount is as of September 1, 2023.

NOTES:

(1) FY22 - \$1,485,593 FF was approved in the budget for educational training vouchers which caused the increase.

CORE RECONCILIATION DETAIL

**DEPARTMENT OF SOCIAL SERVICES
FOSTER YOUTH EDUCATIONAL ASSIT**

5. CORE RECONCILIATION DETAIL

	Budget Class	FTE	GR	Federal	Other	Total	Explanation
TAFP AFTER VETOES							
	EE	0.00	0	145,628	0	145,628	
	PD	0.00	188,848	1,354,372	0	1,543,220	
	Total	0.00	188,848	1,500,000	0	1,688,848	
DEPARTMENT CORE REQUEST							
	EE	0.00	0	145,628	0	145,628	
	PD	0.00	188,848	1,354,372	0	1,543,220	
	Total	0.00	188,848	1,500,000	0	1,688,848	
GOVERNOR'S RECOMMENDED CORE							
	EE	0.00	0	145,628	0	145,628	
	PD	0.00	188,848	1,354,372	0	1,543,220	
	Total	0.00	188,848	1,500,000	0	1,688,848	

DECISION ITEM SUMMARY

Budget Unit									
Decision Item	FY 2023	FY 2023	FY 2024	FY 2024	FY 2025	FY 2025	*****	*****	
Budget Object Summary	ACTUAL	ACTUAL	BUDGET	BUDGET	DEPT REQ	DEPT REQ	SECURED	SECURED	
Fund	DOLLAR	FTE	DOLLAR	FTE	DOLLAR	FTE	COLUMN	COLUMN	
FOSTER YOUTH EDUCATIONAL ASSIT									
CORE									
EXPENSE & EQUIPMENT									
DEPT OF SOC SERV FEDERAL & OTH	0	0.00	145,628	0.00	145,628	0.00	0	0.00	
TOTAL - EE	0	0.00	145,628	0.00	145,628	0.00	0	0.00	
PROGRAM-SPECIFIC									
GENERAL REVENUE	183,183	0.00	188,848	0.00	188,848	0.00	0	0.00	
TEMP ASSIST NEEDY FAM FEDERAL	450,000	0.00	450,000	0.00	450,000	0.00	0	0.00	
DEPT OF SOC SERV FEDERAL & OTH	1,050,000	0.00	904,372	0.00	904,372	0.00	0	0.00	
DSS FEDERAL STIMULUS	256,886	0.00	0	0.00	0	0.00	0	0.00	
TOTAL - PD	1,940,069	0.00	1,543,220	0.00	1,543,220	0.00	0	0.00	
TOTAL	1,940,069	0.00	1,688,848	0.00	1,688,848	0.00	0	0.00	
GRAND TOTAL	\$1,940,069	0.00	\$1,688,848	0.00	\$1,688,848	0.00	\$0	0.00	

DECISION ITEM DETAIL

Budget Unit	FY 2023	FY 2023	FY 2024	FY 2024	FY 2025	FY 2025	*****	*****
Decision Item	ACTUAL	ACTUAL	BUDGET	BUDGET	DEPT REQ	DEPT REQ	SECURED	SECURED
Budget Object Class	DOLLAR	FTE	DOLLAR	FTE	DOLLAR	FTE	COLUMN	COLUMN
FOSTER YOUTH EDUCATIONAL ASSIT								
CORE								
PROFESSIONAL SERVICES	0	0.00	145,628	0.00	145,628	0.00	0	0.00
TOTAL - EE	0	0.00	145,628	0.00	145,628	0.00	0	0.00
PROGRAM DISTRIBUTIONS	1,940,069	0.00	1,543,220	0.00	1,543,220	0.00	0	0.00
TOTAL - PD	1,940,069	0.00	1,543,220	0.00	1,543,220	0.00	0	0.00
GRAND TOTAL	\$1,940,069	0.00	\$1,688,848	0.00	\$1,688,848	0.00	\$0	0.00
GENERAL REVENUE	\$183,183	0.00	\$188,848	0.00	\$188,848	0.00		0.00
FEDERAL FUNDS	\$1,756,886	0.00	\$1,500,000	0.00	\$1,500,000	0.00		0.00
OTHER FUNDS	\$0	0.00	\$0	0.00	\$0	0.00		0.00

PROGRAM DESCRIPTION

Department: Social Services

HB Section(s): 11.365

Program Name: Foster Youth Educational Assistance

Program is found in the following core budget(s): Foster Youth Educational Assistance

1a. What strategic priority does this program address?

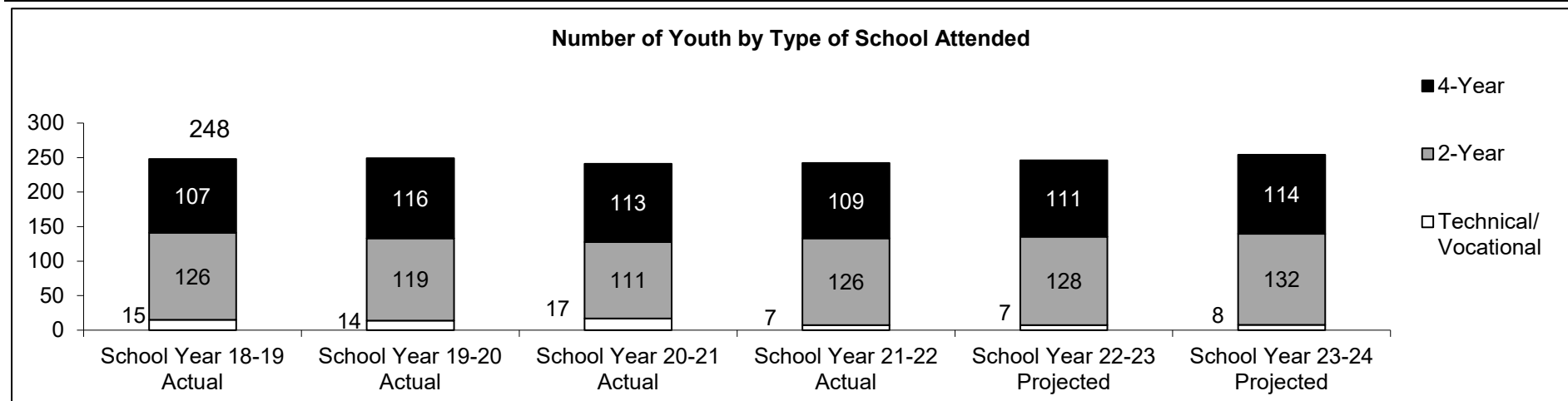
Safety and wellbeing for foster youth.

1b. What does this program do?

The Children's Division provides youth in foster care or former foster youth (from age 16 - 26) with financial assistance for tuition and other fees associated with the cost to attend post-secondary education or training programs. Early and on-going support for education is extremely important in preparing youth for self-sufficiency. The Foster Youth Education Assistance Program assists eligible youth interested in pursuing higher education with reaching their goals.

This program was expanded in FY 2017, to allow youth up to the age of 26 to pursue other types of post-secondary education such as certificate programs, or vocational and technical education. Additionally, the expansion of the program provides support services such as transportation and housing so the youth has the propensity to complete their program of study, and reduces the need for large student loan debt.

2a. Provide an activity measure(s) for the program.



PROGRAM DESCRIPTION

Department: Social Services

HB Section(s): 11.365

Program Name: Foster Youth Educational Assistance

Program is found in the following core budget(s): Foster Youth Educational Assistance

2b. Provide a measure(s) of the program's quality.

New measures are being developed and will be updated in December 2023.

2c. Provide a measure(s) of the program's impact.

New measures are being developed and will be updated in December 2023.

2d. Provide a measure(s) of the program's efficiency.

New measures are being developed and will be updated in December 2023.

PROGRAM DESCRIPTION

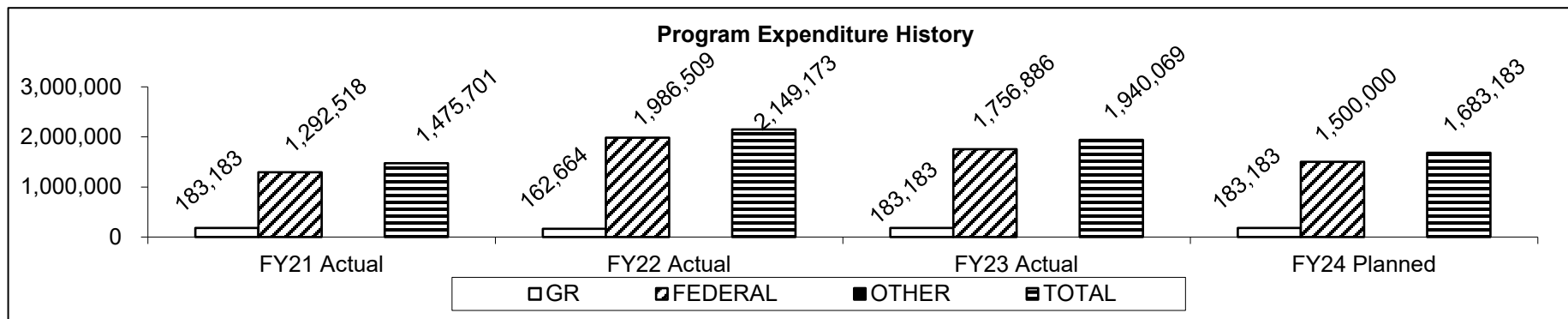
Department: Social Services

HB Section(s): 11.365

Program Name: Foster Youth Educational Assistance

Program is found in the following core budget(s): Foster Youth Educational Assistance

3. Provide actual expenditures for the prior three fiscal years and planned expenditures for the current fiscal year. (Note: Amounts do not include fringe benefit costs.)



Planned FY 2024 expenditures are net of reverted and reserve.

4. What are the sources of the "Other " funds?

N/A

5. What is the authorization for this program, i.e., federal or state statute, etc.? (Include the federal program number, if applicable.)

Education Training Voucher (ETV): Promoting Safe and Stable Families Act of 2001. Amended section 477 of the Social Security Act to add the sixth purpose for the Chafee Foster Care Independence Act. The Families First Prevention Act of 2018 expanded the eligibility population for ETV up to age 26.
 Tuition Waiver: Section 173.270, RSMo.

6. Are there federal matching requirements? If yes, please explain.

ETV: State must match 20% of funds with in-kind or cash.
 Tuition Waiver: No.
 Credential Completion and Employment (CCE): No

7. Is this a federally mandated program? If yes, please explain.

ETV: States receive funding to provide this service to youth and are required to report on the goals and objectives each year through the Annual Progress and Services Report.
 Tuition Waiver: No
 CCE: No

**Department of Social Services
Children's Division**

**Fiscal Year 2025 Budget Request
Book 7 of 10**

Robert Knodell, Director

Table of Contents

Table of Contents

CHILDREN'S DIVISION – DSS BUDGET BOOK 6 OF 10

Department Request Summary	1
NDI – Child Welfare CTC	6
Core – Children's Division Administration.....	13
Core – Child Abuse & Neglect Hotline.....	25
Core – Children's Field Staff and Operations	35
NDI – IV-B Grant Case Worker Visit Enhancement.....	55
NDI – Purchase of New Fleet.....	60
NDI – CCWIS FACES Support.....	65
Core - Children's Family Centered Services.....	69
Core – Children's Team Decision Making.....	80
Core – CCWIS (FACES) Replacement	91
Core – Children's Staff Training	99
NDI – Bachelor of Social Work (BSW) Program.....	108
Core – Children's Staff Training Special Investigation.....	112
Core – Children's Prevention Trafficking and Exploitation.....	119
Core – Prevention of Human Trafficking.....	129
Core – Brief Strategic Family Therapy – Parent Child Interact Therapy.....	141
Core – Birth Match Program	154
Core – Children's Treatment Services	162
Core – Crisis Care.....	176
Core – Family First Prevention Services.....	187
NDI – Family First PSA.....	210
Core – Foster Care.....	218
Core – Foster Care Outdoor Program	228
Core – Foster Care Maintenance Payments	236
Core – Therapeutic Foster Care Placement.....	249
Core – Qualified Residential Treatment Program.....	257
Core – Residential Treatment Services.....	277
Core – Foster Parent Training	289
Core – Foster Youth Educational Assistance.....	298

CHILDREN’S DIVISION – DSS BUDGET BOOK 7 OF 10

Core – Foster Care Case Management Contracts	306
Core – Management Contract.....	318
NDI – Management Contract.....	325
Core – Adoption Subsidy.....	329
Core – Guardianship Subsidy	339
Core – Family Resource Centers.....	349
Core – Kinship Navigator FFPSA	375
Core – Transitional Living.....	383
Core – Independent Living.....	394
Core – Child Assessment Centers.....	405
Core – CACs Prevention Sexual Exploitation.....	419
Core – Title IV-E Authority Juvenile Courts.....	427
Core – Title IV-E Authority CASAs.....	434
Core – Child Abuse and Neglect Grant.....	441
Core – Foster Care Children’s Account.....	449

Core – Foster Care Case Management

CORE DECISION ITEM

Department: Social Services
 Division: Children's Division
 Core: Foster Care Case Management Contracts

Budget Unit: 90216C
 HB Section: 11.370

1. CORE FINANCIAL SUMMARY

FY 2025 Budget Request					FY 2025 Governor's Recommendation				
	GR	Federal	Other	Total		GR	Federal	Other	Total
PS	0	0	0	0	PS	0	0	0	0
EE	0	0	0	0	EE	0	0	0	0
PSD	35,251,584	21,685,931	0	56,937,515	PSD	0	0	0	0
TRF	0	0	0	0	TRF	0	0	0	0
Total	35,251,584	21,685,931	0	56,937,515	Total	0	0	0	0
FTE	0.00	0.00	0.00	0.00	FTE	0.00	0.00	0.00	0.00

Est. Fringe	0	0	0	0	Est. Fringe	0	0	0	0
<i>Note: Fringes budgeted in House Bill 5 except for certain fringes budgeted directly to MoDOT, Highway Patrol, and Conservation.</i>					<i>Note: Fringes budgeted in House Bill 5 except for certain fringes budgeted directly to MoDOT, Highway Patrol, and Conservation.</i>				

Other Funds: N/A

Other Funds:

2. CORE DESCRIPTION

The Children's Division contracts with agencies to provide foster care case management services to children who have been removed from their homes and are under the jurisdiction of the Juvenile Court. These children have been abused and/or neglected or were found to be at serious risk of such. The goal of the performance-based foster care case management contracts is to improve safety and timely permanency for these children, while also reducing re-entries into care.

3. PROGRAM LISTING (list programs included in this core funding)

Foster Care Case Management Contracts

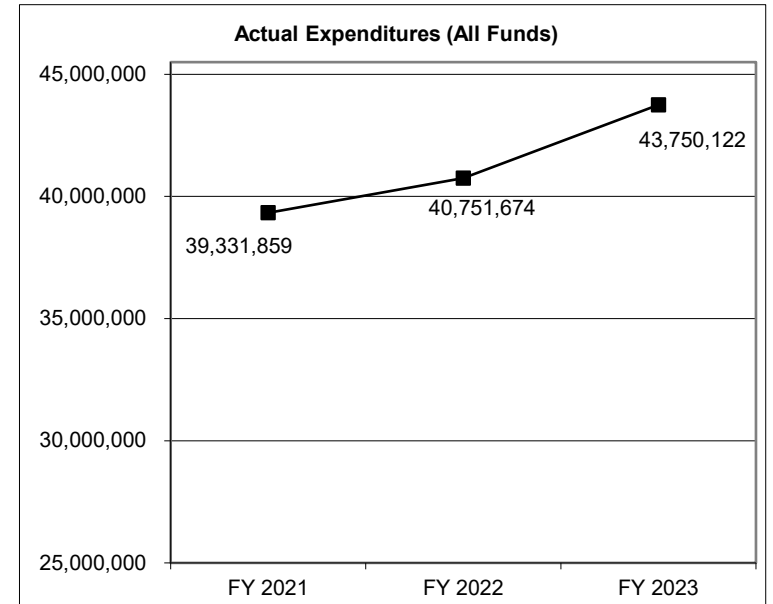
CORE DECISION ITEM

Department: Social Services
Division: Children's Division
Core: Foster Care Case Management Contracts

Budget Unit: 90216C
HB Section: 11.370

4. FINANCIAL HISTORY

	FY 2021 Actual	FY 2022 Actual	FY 2023 Actual	FY 2024 Current Yr.
Appropriation (All Funds)	39,786,333	41,415,136	43,779,445	56,937,515
Less Reverted (All Funds)	0	0	0	(1,057,548)
Less Restricted (All Funds)				
Budget Authority (All Funds)	39,786,333	41,415,136	43,779,445	55,879,967
Actual Expenditures (All Funds)	39,331,859	40,751,674	43,750,122	N/A
Unexpended (All Funds)	454,474	663,462	29,323	N/A
Unexpended, by Fund:				
General Revenue	366,232	186,667	0	N/A
Federal	88,242	476,795	29,323	N/A
Other	0	0	0	N/A
	(1)			



Reverted includes statutory reserve amounts (when applicable).

Restricted includes Governor's expenditure restrictions which remained at the end of the fiscal year.

*Current Year restricted amount is as of September 1, 2023.

NOTES:

(2) FY21 - Contract began October 2020, this created a transition period for the first quarter and it delayed the expending of funds.

CORE RECONCILIATION DETAIL

**DEPARTMENT OF SOCIAL SERVICES
FOSTER CARE CASE MGMT CONTRACTS**

5. CORE RECONCILIATION DETAIL

	Budget Class	FTE	GR	Federal	Other	Total	Explanation
TAFP AFTER VETOES							
	PD	0.00	35,251,584	21,685,931	0	56,937,515	
	Total	0.00	35,251,584	21,685,931	0	56,937,515	
DEPARTMENT CORE REQUEST							
	PD	0.00	35,251,584	21,685,931	0	56,937,515	
	Total	0.00	35,251,584	21,685,931	0	56,937,515	
GOVERNOR'S RECOMMENDED CORE							
	PD	0.00	35,251,584	21,685,931	0	56,937,515	
	Total	0.00	35,251,584	21,685,931	0	56,937,515	

DECISION ITEM SUMMARY

Budget Unit								
Decision Item	FY 2023	FY 2023	FY 2024	FY 2024	FY 2025	FY 2025	*****	*****
Budget Object Summary	ACTUAL	ACTUAL	BUDGET	BUDGET	DEPT REQ	DEPT REQ	SECURED	SECURED
Fund	DOLLAR	FTE	DOLLAR	FTE	DOLLAR	FTE	COLUMN	COLUMN
FOSTER CARE CASE MGMT CONTRACTS								
CORE								
PROGRAM-SPECIFIC								
GENERAL REVENUE	25,142,266	0.00	35,251,584	0.00	35,251,584	0.00	0	0.00
DEPT OF SOC SERV FEDERAL & OTH	18,607,856	0.00	21,685,931	0.00	21,685,931	0.00	0	0.00
TOTAL - PD	43,750,122	0.00	56,937,515	0.00	56,937,515	0.00	0	0.00
TOTAL	43,750,122	0.00	56,937,515	0.00	56,937,515	0.00	0	0.00
GRAND TOTAL	\$43,750,122	0.00	\$56,937,515	0.00	\$56,937,515	0.00	\$0	0.00

DECISION ITEM DETAIL

Budget Unit	FY 2023	FY 2023	FY 2024	FY 2024	FY 2025	FY 2025	*****	*****
Decision Item	ACTUAL	ACTUAL	BUDGET	BUDGET	DEPT REQ	DEPT REQ	SECURED	SECURED
Budget Object Class	DOLLAR	FTE	DOLLAR	FTE	DOLLAR	FTE	COLUMN	COLUMN
FOSTER CARE CASE MGMT CONTRACTS								
CORE								
PROGRAM DISTRIBUTIONS	43,750,122	0.00	56,937,515	0.00	56,937,515	0.00	0	0.00
TOTAL - PD	43,750,122	0.00	56,937,515	0.00	56,937,515	0.00	0	0.00
GRAND TOTAL	\$43,750,122	0.00	\$56,937,515	0.00	\$56,937,515	0.00	\$0	0.00
GENERAL REVENUE	\$25,142,266	0.00	\$35,251,584	0.00	\$35,251,584	0.00		0.00
FEDERAL FUNDS	\$18,607,856	0.00	\$21,685,931	0.00	\$21,685,931	0.00		0.00
OTHER FUNDS	\$0	0.00	\$0	0.00	\$0	0.00		0.00

PROGRAM DESCRIPTION

Department: Social Services

HB Section(s): 11.370

Program Name: Foster Care Case Management Contracts

Program is found in the following core budget(s): Foster Care Case Management Contracts

1a. What strategic priority does this program address?

Safety and wellbeing for foster youth.

1b. What does this program do?

The Children's Division (CD) contracts with not-for-profit organizations to provide foster care case management (FCCM) services to children who have been removed from their homes and are under the jurisdiction of the Juvenile Court as a result of being at serious risk of or having been abused and/or neglected. FCCM providers form a statewide network committed to meeting the therapeutic and placement needs of children and families at the community level. The goal of the performance-based case management contracts is to improve safety and timely permanency for these children, while also reducing re-entries into care.

Missouri's mobilization and empowerment of the private sector has also allowed increased flexibility to direct its limited and highly demanded resources to focus on child abuse and neglect prevention, and investigation of child abuse and neglect, which is solely CD's responsibility per MO statute, and has enabled CD to implement evidence informed program and practice improvement.

Services purchased include the following:

- Continuous availability to accept children and families for services on an immediate basis;
- Child and parent assessments
- Treatment planning
- Placement planning
- Service planning
- Permanency/concurrent planning
- Recruit, develop and provide ongoing support to relative/kinship, foster and adoptive homes

Additionally, the contractors are expected to develop community resources to serve children and their families in care. FCCM providers collaborate closely with numerous public service divisions and with community-based providers to meet a wide array of child and family needs. Funding for therapeutic services, placement cost, goods to meet immediate child/family needs, and ongoing clothing cost for children served is included in the case rate.

These services are paid from the foster care and residential treatment appropriations. More information can be found in those program descriptions.

Performance outcomes are incorporated into these contracts with the expectation that contractors achieve these outcomes. The performance measures are reviewed annually and renegotiated at the time of contract renewal or rebid.

A Request for Proposal (RFP) was released for bid with a closing date of January 27, 2020. Awards for this bid were issued in July of 2020 to be implemented in October 2020. The current contract award went into effect October 1, 2020. This contract is awarded for one year with 4 additional renewal periods.

PROGRAM DESCRIPTION

Department: Social Services

HB Section(s): 11.370

Program Name: Foster Care Case Management Contracts

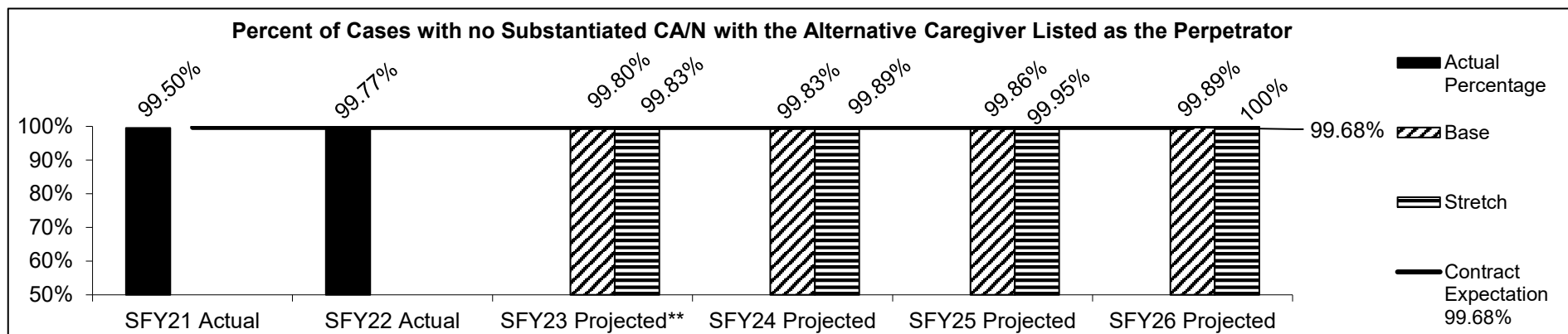
Program is found in the following core budget(s): Foster Care Case Management Contracts

2a. Provide an activity measure(s) for the program.

In the first contract period, a total of 2,055 children in out-of-home care were transferred to contractors.

- Additional funding was received in FY 2007 and in FY 2008 to assist with accreditation of the Children's Division. As a result, 232 additional children were transferred to contractors.
- In October 2008, an additional 315 children began receiving contracted services in the central, south central and southwest regions of the state, bringing the total number of children served to 2,602.
- In October 2009, expenditure restrictions resulted in case reductions which reduced the total number of children served to 2,522.
- In January 2011, an additional 30 children began receiving contracted services in the Kansas City region. The expansion into Cass County increased the total number of children served to 2,552.
- In October 2012, contracts were awarded for 2,625 children to be served.
- In October 2014, contracts expanded by 480 children and added Cole, Franklin and Johnson counties, bringing the total to 3,105 children.
- In October 2016, contracts expanded by 330 children and added Crawford County, bringing the total to 3,435 children.
- In October 2020, contracts expanded to the Southeast Region of the state to include St. Francois, Washington, Stoddard, Dunklin, Ripley, and Butler counties. The contract award will no longer include Johnson and Crawford counties and will have a reduction of cases awarded in St. Louis City, St. Charles, Cass, Greene, Jasper, Newton, and McDonald Counties to accommodate the expansion to the new Region. The total number of children served is 3,435.
- In October 2022, contract expanded by 144 children to the Kansas City region, bringing the total to 3,579.

2b. Provide a measure(s) of the program's quality.



**Data will be available in December 2023.

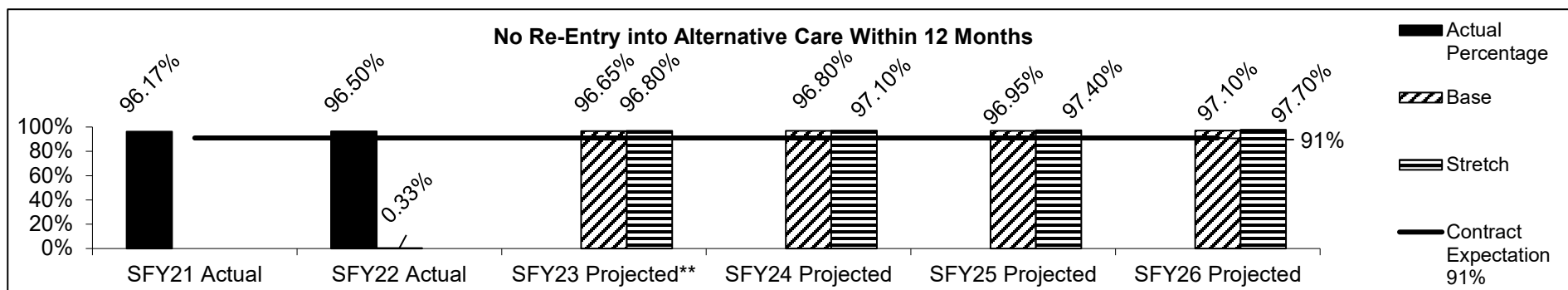
PROGRAM DESCRIPTION

Department: Social Services

HB Section(s): 11.370

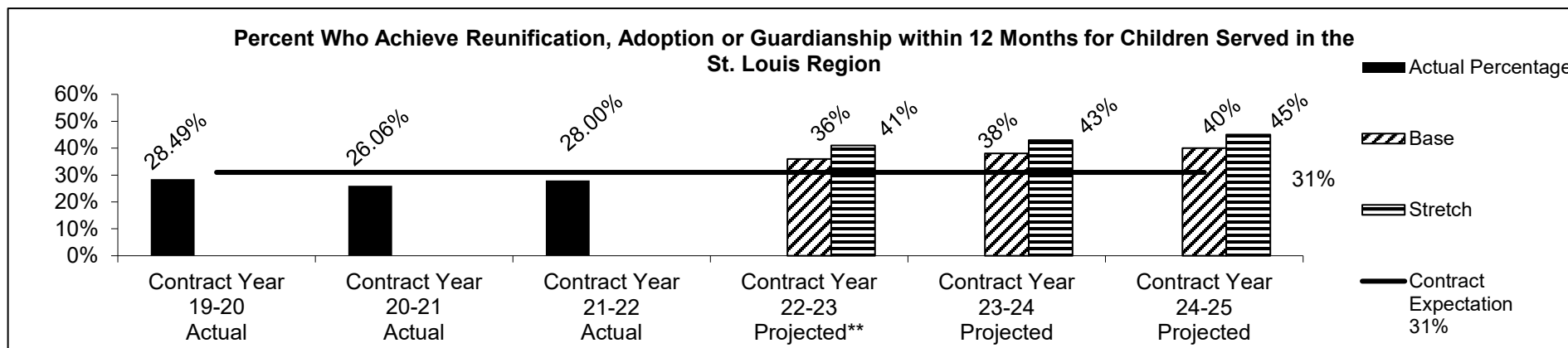
Program Name: Foster Care Case Management Contracts

Program is found in the following core budget(s): Foster Care Case Management Contracts



**Data will be available in December 2023.

2c. Provide a measure(s) of the program's impact.



**Contract Years are a year behind. CY22-23 data will be available in December 2024.

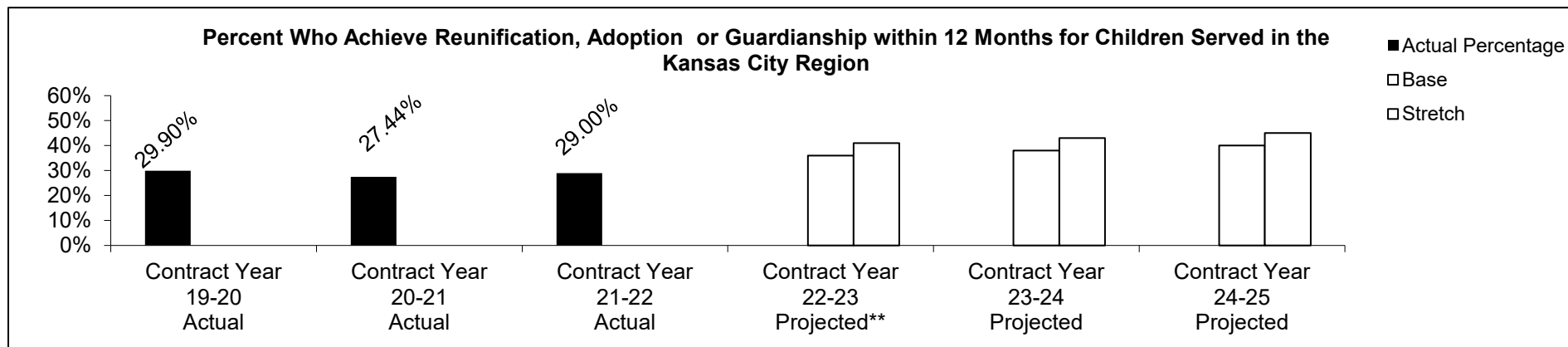
PROGRAM DESCRIPTION

Department: Social Services

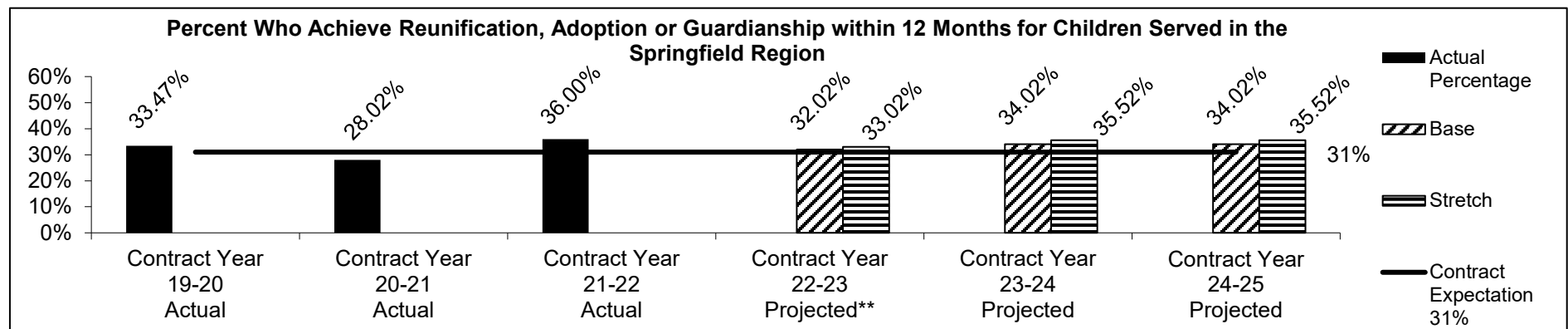
HB Section(s): 11.370

Program Name: Foster Care Case Management Contracts

Program is found in the following core budget(s): Foster Care Case Management Contracts



**Contract Years are a year behind. CY22-23 data will be available in December 2024.



**Contract Years are a year behind. CY22-23 data will be available in December 2024.

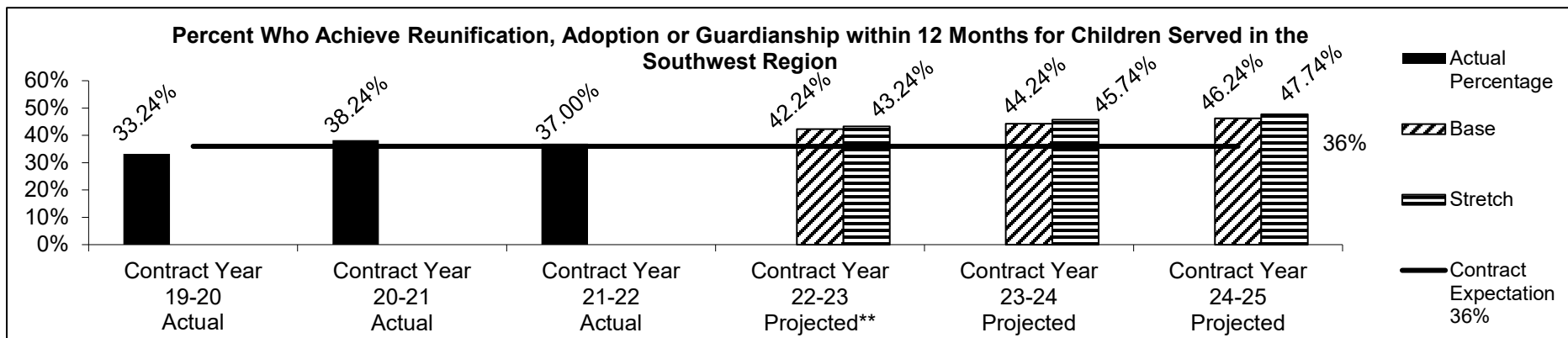
PROGRAM DESCRIPTION

Department: Social Services

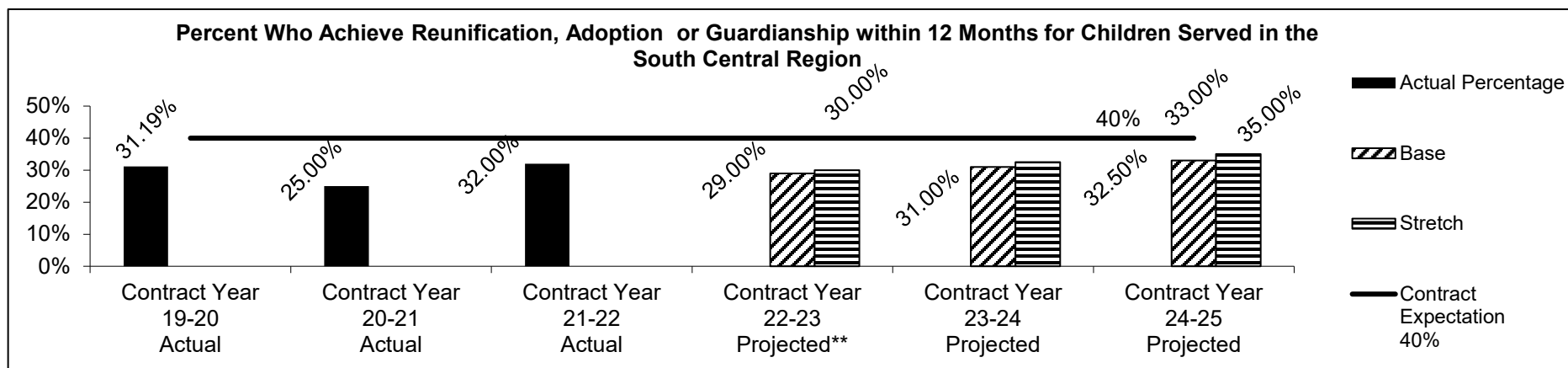
HB Section(s): 11.370

Program Name: Foster Care Case Management Contracts

Program is found in the following core budget(s): Foster Care Case Management Contracts



**Contract Years are a year behind. CY22-23 data will be available in December 2024.



**Contract Years are a year behind. CY22-23 data will be available in December 2024.

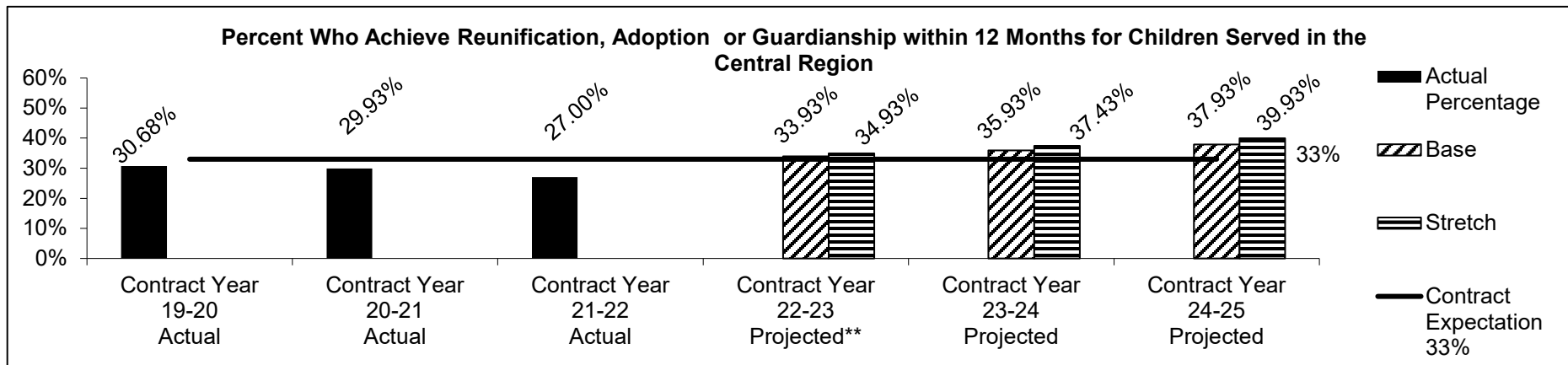
PROGRAM DESCRIPTION

Department: Social Services

HB Section(s): 11.370

Program Name: Foster Care Case Management Contracts

Program is found in the following core budget(s): Foster Care Case Management Contracts

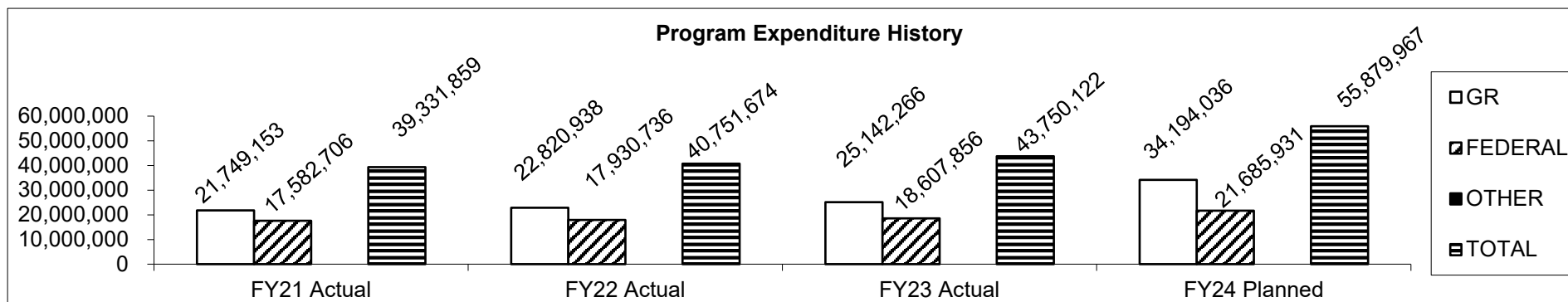


**Contract Years are a year behind. CY22-23 data will be available in December 2024.

2d. Provide a measure(s) of the program's efficiency.

Absent Foster Care Case Management contractors carrying 3,435 cases, CD staff caseloads would increase by an additional 25% as CD no longer has the staffing in its budget to allocate these cases.

3. Provide actual expenditures for the prior three fiscal years and planned expenditures for the current fiscal year. (Note: Amounts do not include fringe benefit costs.)



Planned FY 2024 expenditures are net of reverted and reserve.

PROGRAM DESCRIPTION

Department: Social Services

HB Section(s): 11.370

Program Name: Foster Care Case Management Contracts

Program is found in the following core budget(s): Foster Care Case Management Contracts

4. What are the sources of the "Other " funds?

N/A

5. What is the authorization for this program, i.e., federal or state statute, etc.? (Include the federal program number, if applicable.)

State statute: Section 210.112, RSMo.

6. Are there federal matching requirements? If yes, please explain.

Children and youth receiving services from the Children's Division are grouped into two categories for expenditure purposes - Homeless Dependent and Neglected (HDN), and Title IV-E eligible. Expenditures for HDN children and youth are 100% state-funded. Expenditures on behalf of Title IV-E eligible children and youth are reimbursable at the IV-E program rate, which is the FMAP (Federal Medical Assistance Percentage). The FMAP fluctuates annually based on state and national economic and population data, but generally, the state matching requirement is around 35% and the federal match is around 65%.

There is a 50% state match (50% federal earned) for IV-E administrative costs. Some expenditures are reimbursable at the Social Services Block Grant federal rate of 100%.

7. Is this a federally mandated program? If yes, please explain.

No.

Core – Management Contract

CORE DECISION ITEM

Department: Social Services
 Division: Children's Division
 Core: Management Contract

Budget Unit: 90274C

HB Section: 11.371

1. CORE FINANCIAL SUMMARY

	FY 2025 Budget Request			
	GR	Federal	Other	Total
PS	0	0	0	0
EE	0	0	0	0
PSD	0	0	0	0
TRF	0	0	0	0
Total	0	0	0	0
FTE	0.00	0.00	0.00	0.00

	FY 2025 Governor's Recommendation			
	GR	Federal	Other	Total
PS	0	0	0	0
EE	0	0	0	0
PSD	0	0	0	0
TRF	0	0	0	0
Total	0	0	0	0
FTE	0.00	0.00	0.00	0.00

Est. Fringe	0	0	0	0
--------------------	---	---	---	---

Note: Fringes budgeted in House Bill 5 except for certain fringes budgeted directly to MoDOT, Highway Patrol, and Conservation.

Est. Fringe	0	0	0	0
--------------------	---	---	---	---

Note: Fringes budgeted in House Bill 5 except for certain fringes budgeted directly to MoDOT, Highway Patrol, and Conservation.

Other Funds: N/A

Other Funds:

2. CORE DESCRIPTION

Children's Division is seeking to implement process improvement strategies that allow CD to better serve our citizens of Missouri. Applying process improvement strategies helps identify, analyze, and improve upon exiting business processes within the organization.

This is one-time funding.

3. PROGRAM LISTING (list programs included in this core funding)

Process Improvement Management Contract

CORE DECISION ITEM

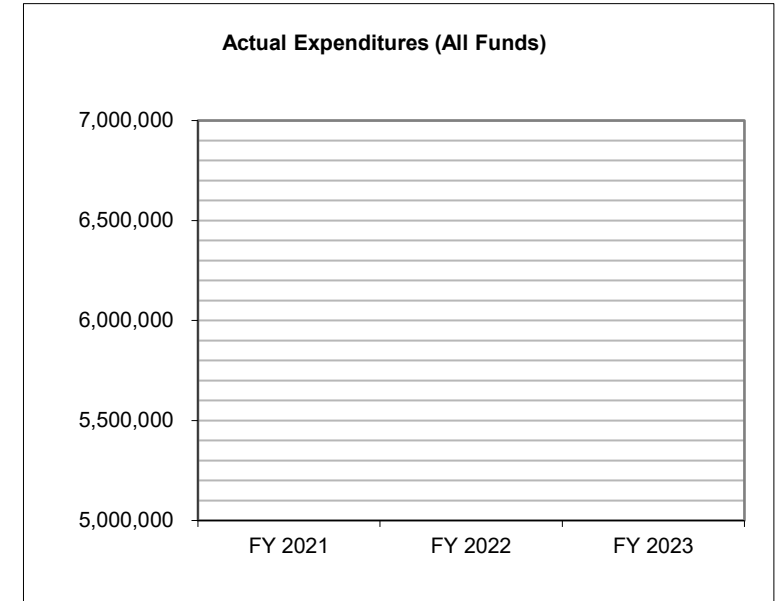
Department: Social Services
Division: Children's Division
Core: Management Contract

Budget Unit: 90274C

HB Section: 11.371

4. FINANCIAL HISTORY

	FY 2021 Actual	FY 2022 Actual	FY 2023 Actual	FY 2024 Current Yr.
Appropriation (All Funds)	0	0	0	5,000,000
Less Reverted (All Funds)	0	0	0	0
Less Restricted* (All Funds)	0	0	0	0
Budget Authority (All Funds)	0	0	0	5,000,000
Actual Expenditures (All Funds)	0	0	0	N/A
Unexpended (All Funds)	0	0	0	N/A
Unexpended, by Fund:				
General Revenue	0	0	0	N/A
Federal	0	0	0	N/A
Other	0	0	0	N/A
				(1)



Reverted includes statutory reserve amounts (when applicable).

*Current Year restricted amount is as of September 1, 2023.

NOTES:

(1) FY24 - New Appropriation.

CORE RECONCILIATION DETAIL

**DEPARTMENT OF SOCIAL SERVICES
MANAGEMENT CONTRACT**

5. CORE RECONCILIATION DETAIL

	Budget Class	FTE	GR	Federal	Other	Total	Explanation
TAFP AFTER VETOES							
	EE	0.00	0	5,000,000	0	5,000,000	
	Total	0.00	0	5,000,000	0	5,000,000	
DEPARTMENT CORE ADJUSTMENTS							
1x Expenditures	330 4658	EE	0.00	0	(5,000,000)	0	(5,000,000) Core reduction of one-time funding.
	NET DEPARTMENT CHANGES	0.00	0	(5,000,000)	0	(5,000,000)	
DEPARTMENT CORE REQUEST							
	EE	0.00	0	0	0	0	
	Total	0.00	0	0	0	0	
GOVERNOR'S RECOMMENDED CORE							
	EE	0.00	0	0	0	0	
	Total	0.00	0	0	0	0	

DECISION ITEM SUMMARY

Budget Unit									
Decision Item	FY 2023	FY 2023	FY 2024	FY 2024	FY 2025	FY 2025	*****	*****	
Budget Object Summary	ACTUAL	ACTUAL	BUDGET	BUDGET	DEPT REQ	DEPT REQ	SECURED	SECURED	
Fund	DOLLAR	FTE	DOLLAR	FTE	DOLLAR	FTE	COLUMN	COLUMN	
MANAGEMENT CONTRACT									
CORE									
EXPENSE & EQUIPMENT									
DEPT OF SOC SERV FEDERAL & OTH	0	0.00	5,000,000	0.00	0	0.00	0	0.00	
TOTAL - EE	0	0.00	5,000,000	0.00	0	0.00	0	0.00	
TOTAL	0	0.00	5,000,000	0.00	0	0.00	0	0.00	
Management Contract - 1886025									
EXPENSE & EQUIPMENT									
DEPT OF SOC SERV FEDERAL & OTH	0	0.00	0	0.00	5,000,000	0.00	0	0.00	
TOTAL - EE	0	0.00	0	0.00	5,000,000	0.00	0	0.00	
TOTAL	0	0.00	0	0.00	5,000,000	0.00	0	0.00	
GRAND TOTAL	\$0	0.00	\$5,000,000	0.00	\$5,000,000	0.00	\$0	0.00	

DECISION ITEM DETAIL

Budget Unit	FY 2023	FY 2023	FY 2024	FY 2024	FY 2025	FY 2025	*****	*****
Decision Item	ACTUAL	ACTUAL	BUDGET	BUDGET	DEPT REQ	DEPT REQ	SECURED	SECURED
Budget Object Class	DOLLAR	FTE	DOLLAR	FTE	DOLLAR	FTE	COLUMN	COLUMN
MANAGEMENT CONTRACT								
CORE								
PROFESSIONAL SERVICES	0	0.00	5,000,000	0.00	0	0.00	0	0.00
TOTAL - EE	0	0.00	5,000,000	0.00	0	0.00	0	0.00
GRAND TOTAL	\$0	0.00	\$5,000,000	0.00	\$0	0.00	\$0	0.00
GENERAL REVENUE	\$0	0.00	\$0	0.00	\$0	0.00		0.00
FEDERAL FUNDS	\$0	0.00	\$5,000,000	0.00	\$0	0.00		0.00
OTHER FUNDS	\$0	0.00	\$0	0.00	\$0	0.00		0.00

PROGRAM DESCRIPTION

Department: Social Services

HB Section(s): 11.371

Program Name: Children's Division Administration

Program is found in the following core budget(s): Management Contract

1a. What strategic priority does this program address?

Redesigning the child welfare system to empower Missourians to live safe, healthy, and productive lives.

1b. What does this program do?

CD demonstrated a convincing need for modernizing the systems, processes, and capabilities available to our workforce to become more effective, efficient, and supportive to team members. After numerous decades of relatively stagnant investment in technology and customer service systems, CD is working with various contractors to redesign and have operational support for the process changes that are being implemented. The following are phases that will work on process improvement:

- Process Redesign - to work closely with staff to identify new processes approaches that will impact and improve capacity to meet CD's mission.
- Implementation Planning - to build and implement a plan to support the transition to the new business processes.
- Process Roll-out - during the roll-out of the redesigned processes, having support from the contractor to ensure smooth transition.
- Ongoing Process Support - continued support for CD to include correction of errors or implementation issues and continuous updates over time.

2a. Provide an activity measure(s) for the program.

Measure in development.

2b. Provide a measure(s) of the program's quality.

Measure in development.

2c. Provide a measure(s) of the program's impact.

Measure in development.

2d. Provide a measure(s) of the program's efficiency.

Measure in development.

PROGRAM DESCRIPTION

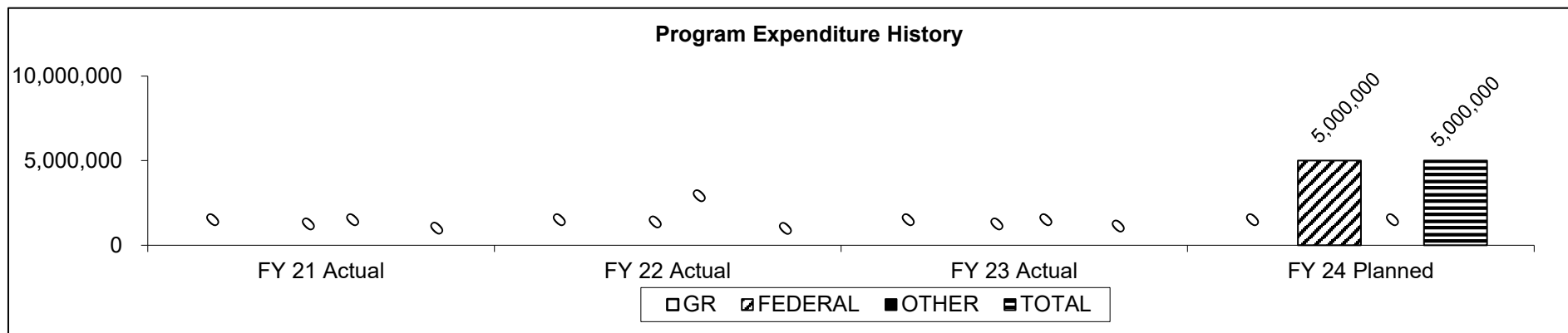
Department: Social Services

HB Section(s): 11.371

Program Name: Children's Division Administration

Program is found in the following core budget(s): Management Contract

3. Provide actual expenditures for the prior three fiscal years and planned expenditures for the current fiscal year. (Note: Amounts do not include fringe benefit costs.)



4. What are the sources of the "Other " funds?

N/A.

5. What is the authorization for this program, i.e., federal or state statute, etc.? (Include the federal program number, if applicable.)

State Statute(s): Sections 207.010, 207.020, and 208.400, RSMo.; Federal: 42 USC Sections 670 and 5101.

6. Are there federal matching requirements? If yes, please explain.

Children's Division administrative is utilizing 100% federal funds.

7. Is this a federally mandated program? If yes, please explain.

The federal Child Welfare Act and the federal Child Abuse Prevention and Treatment Act obligate Missouri to care for children who are abused and neglected.

NDI – Management Contract

NEW DECISION ITEM

Department: Social Services
Division: Children's Division
DI Name: Management Contract **DI# 1886025**

Budget Unit: 90274C
HB Section: 11.371

1. AMOUNT OF REQUEST

	FY 2025 Budget Request			
	GR	Federal	Other	Total
PS	0	0	0	0
EE	0	5,000,000	0	5,000,000
PSD	0	0	0	0
TRF	0	0	0	0
Total	0	5,000,000	0	5,000,000
FTE	0.00	0.00	0.00	0.00

	FY 2025 Governor's Recommendation			
	GR	Federal	Other	Total
PS	0	0	0	0
EE	0	0	0	0
PSD	0	0	0	0
TRF	0	0	0	0
Total	0	0	0	0
FTE	0.00	0.00	0.00	0.00

Est. Fringe	0	0	0	0
--------------------	---	---	---	---

Note: Fringes budgeted in House Bill 5 except for certain fringes budgeted directly to MoDOT, Highway Patrol, and Conservation.

Est. Fringe	0	0	0	0
--------------------	---	---	---	---

Note: Fringes budgeted in House Bill 5 except for certain fringes budgeted directly to MoDOT, Highway Patrol, and Conservation.

Other Funds: N/A
 Non-Counts: N/A

Other Funds:
 Non-Counts:

2. THIS REQUEST CAN BE CATEGORIZED AS:

<input type="checkbox"/> New Legislation	<input type="checkbox"/> New Program	<input type="checkbox"/> Fund Switch
<input type="checkbox"/> Federal Mandate	<input checked="" type="checkbox"/> Program Expansion	<input type="checkbox"/> Cost to Continue
<input type="checkbox"/> GR Pick-Up	<input type="checkbox"/> Space Request	<input type="checkbox"/> Equipment Replacement
<input type="checkbox"/> Pay Plan	<input type="checkbox"/> Other: _____	

3. WHY IS THIS FUNDING NEEDED? PROVIDE AN EXPLANATION FOR ITEMS CHECKED IN #2. INCLUDE THE FEDERAL OR STATE STATUTORY OR CONSTITUTIONAL AUTHORIZATION FOR THIS PROGRAM.

The Children's Division (CD) has demonstrated a convincing need for modernizing the systems, processes, and capabilities available to our workforce to become more effective, efficient, and supportive to team members. After numerous decades of relatively stagnant investment in technology and customer service systems, CD is working with various contractors to redesign and have operational support for the process changes that are being implemented. The following are phases that will work on process improvement:

- Process Redesign - to work closely with staff to identify new processes approaches that will impact and improve capacity to meet CD's mission.
- Implementation Planning - to build and implement a plan to support the transition to the new business processes.
- Process Roll-out - during the roll-out of the redesigned processes, having support from the contractor to ensure smooth transition.
- Ongoing Process Support - continued support for CD to include correction of errors or implementation issues and continuous updates over time.

NEW DECISION ITEM

Department: Social Services
Division: Children's Division
DI Name: Management Contract **DI# 1886025**

Budget Unit: 90274C
HB Section: 11.371

4. DESCRIBE THE DETAILED ASSUMPTIONS USED TO DERIVE THE SPECIFIC REQUESTED AMOUNT. (How did you determine that the requested number of FTE were appropriate? From what source or standard did you derive the requested levels of funding? Were alternatives such as outsourcing or automation considered? If based on new legislation, does request tie to TAFP fiscal note? If not, explain why. Detail which portions of the request are one-times and how those amounts were calculated.)

This project is to continue process improvement analysis in the Children's Division and is just getting started.

5. BREAK DOWN THE REQUEST BY BUDGET OBJECT CLASS, JOB CLASS, AND FUND SOURCE. IDENTIFY ONE-TIME COSTS.

Budget Object Class/Job Class	Dept Req GR DOLLARS	Dept Req GR FTE	Dept Req FED DOLLARS	Dept Req FED FTE	Dept Req OTHER DOLLARS	Dept Req OTHER FTE	Dept Req TOTAL DOLLARS	Dept Req TOTAL FTE	Dept Req One-Time DOLLARS
Total PS	<u>0</u> 0	<u>0.0</u> 0.0	<u>0</u> 0	<u>0.0</u> 0.0	<u>0</u> 0	<u>0.0</u> 0.0	<u>0</u> 0	<u>0.0</u> 0.0	<u>0</u> 0
400 - Professional Services	<u>0</u>		<u>5,000,000</u>		<u>0</u>		<u>5,000,000</u>		<u>0</u>
Total EE	0		5,000,000		0		5,000,000		0
800 - Program Distributions	<u>0</u>		<u>0</u>		<u>0</u>		<u>0</u>		<u>0</u>
Total PSD	0		0		0		0		0
Grand Total	0	0.0	5,000,000	0.0	0	0.0	5,000,000	0.0	0

NEW DECISION ITEM

Department: Social Services
Division: Children's Division
DI Name: Management Contract **DI# 1886025**

Budget Unit: 90274C
HB Section: 11.371

Budget Object Class/Job Class	Gov Rec GR DOLLARS	Gov Rec GR FTE	Gov Rec FED DOLLARS	Gov Rec FED FTE	Gov Rec OTHER DOLLARS	Gov Rec OTHER FTE	Gov Rec TOTAL DOLLARS	Gov Rec TOTAL FTE	Gov Rec One-Time DOLLARS
Total PS	0 0	0.0 0.0	0 0	0.0 0.0	0 0	0.0 0.0	0 0	0.0 0.0	0 0
Total EE	0 0		0 0		0 0		0 0		0 0
Total PSD	0 0		0 0		0 0		0 0		0 0
Grand Total	0	0.0	0	0.0	0	0.0	0	0.0	0

6. PERFORMANCE MEASURES (If new decision item has an associated core, separately identify projected performance with & without additional funding.)

6a. Provide an activity measure(s) for the program.
 New measure in development.

6b. Provide a measure(s) of the program's quality.
 New measure in development.

6c. Provide a measure(s) of the program's impact.
 New measure in development.

6d. Provide a measure(s) of the program's efficiency.
 New measure in development.

7. STRATEGIES TO ACHIEVE THE PERFORMANCE MEASUREMENT TARGETS:

Strategies are under development.

DECISION ITEM DETAIL

Budget Unit	FY 2023	FY 2023	FY 2024	FY 2024	FY 2025	FY 2025	*****	*****
Decision Item	ACTUAL	ACTUAL	BUDGET	BUDGET	DEPT REQ	DEPT REQ	SECURED	SECURED
Budget Object Class	DOLLAR	FTE	DOLLAR	FTE	DOLLAR	FTE	COLUMN	COLUMN
MANAGEMENT CONTRACT								
Management Contract - 1886025								
PROFESSIONAL SERVICES	0	0.00	0	0.00	5,000,000	0.00	0	0.00
TOTAL - EE	0	0.00	0	0.00	5,000,000	0.00	0	0.00
GRAND TOTAL	\$0	0.00	\$0	0.00	\$5,000,000	0.00	\$0	0.00
GENERAL REVENUE	\$0	0.00	\$0	0.00	\$0	0.00		0.00
FEDERAL FUNDS	\$0	0.00	\$0	0.00	\$5,000,000	0.00		0.00
OTHER FUNDS	\$0	0.00	\$0	0.00	\$0	0.00		0.00

Core – Adoption Subsidy

CORE DECISION ITEM

Department: Social Services
 Division: Children's Division
 Core: Adoption Subsidy

Budget Unit: 90208C

HB Section: 11.375

1. CORE FINANCIAL SUMMARY

	FY 2025 Budget Request					FY 2025 Governor's Recommendation			
	GR	Federal	Other	Total		GR	Federal	Other	Total
PS	0	0	0	0	PS	0	0	0	0
EE	0	0	0	0	EE	0	0	0	0
PSD	52,166,202	64,228,957	0	116,395,159	PSD	0	0	0	0
TRF	0	0	0	0	TRF	0	0	0	0
Total	52,166,202	64,228,957	0	116,395,159	Total	0	0	0	0
FTE	0.00	0.00	0.00	0.00	FTE	0.00	0.00	0.00	0.00

Est. Fringe	0	0	0	0	Est. Fringe	0	0	0	0
<i>Note: Fringes budgeted in House Bill 5 except for certain fringes budgeted directly to MoDOT, Highway Patrol, and Conservation.</i>					<i>Note: Fringes budgeted in House Bill 5 except for certain fringes budgeted directly to MoDOT, Highway Patrol, and Conservation.</i>				

Other Funds: N/A

Other Funds:

2. CORE DESCRIPTION

Adoption Subsidy is a financial assistance program for special needs children (Section 453.065, RSMo.) or children who achieve adoption and guardianship (Section 453.072, RSMo.). This appropriation covers maintenance and expenses such as legal costs paid to adoptive parents, and contracts for the development of resource families.

3. PROGRAM LISTING (list programs included in this core funding)

Adoption Subsidy

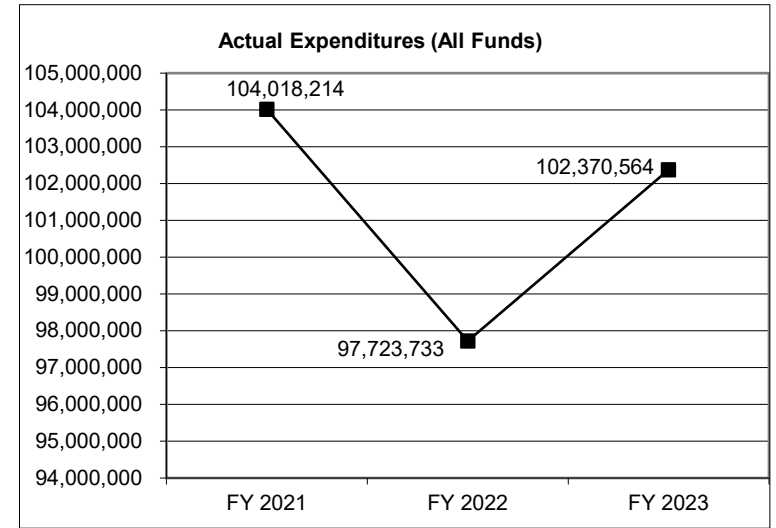
CORE DECISION ITEM

Department: Social Services
Division: Children's Division
Core: Adoption Subsidy

Budget Unit: 90208C
HB Section: 11.375

4. FINANCIAL HISTORY

	FY 2021 Actual	FY 2022 Actual	FY 2023 Actual	FY 2024 Current Yr.
Appropriation (All Funds)	97,779,691	96,588,750	104,300,764	116,395,159
Less Reverted (All Funds)	0	(75,662)	(476,056)	(1,564,986)
Less Restricted* (All Funds)	0	0	0	0
Budget Authority (All Funds)	97,779,691	96,513,088	103,824,708	114,830,173
Actual Expenditures (All Funds)	104,018,214	97,723,733	102,370,564	N/A
Unexpended (All Funds)	(6,238,523)	(1,210,645)	1,454,144	N/A
Unexpended, by Fund:				
General Revenue	(4,141,586)	(382,571)	729,228	N/A
Federal	(2,096,937)	(828,074)	724,916	N/A
Other	0	0	0	N/A
	(1)		(2)	(3)



Reverted includes statutory reserve amounts (when applicable).

Restricted includes Governor's expenditure restrictions which remained at the end of the fiscal year.

*Current Year restricted amount is as of September 1, 2023.

NOTES:

(1): In previous years, Adoption Subsidy and Guardianship Subsidy were combined into one section which is reflected in the total above. In an effort to improve tracking and transparency the programs were separated out.

(2): There was a FMAP increase included of \$38,748.

(3): There are additional increases in FY24: Residential Rate Increase of \$12,248,158; FMAP increase of \$46,980; and Child Welfare Cost To Continue increase of \$7,754,608.

CORE RECONCILIATION DETAIL

**DEPARTMENT OF SOCIAL SERVICES
ADOPTION SUBSIDY PAYMENTS**

5. CORE RECONCILIATION DETAIL

		Budget Class	FTE	GR	Federal	Other	Total	Explanation
TAFP AFTER VETOES								
		PD	0.00	52,166,202	64,228,957	0	116,395,159	
		Total	0.00	52,166,202	64,228,957	0	116,395,159	
DEPARTMENT CORE ADJUSTMENTS								
Core Reallocation	1019 7630	PD	0.00	(10,000,000)	0	0	(10,000,000)	Core reallocation to align with actual expenditures.
Core Reallocation	1019 7628	PD	0.00	10,000,000	0	0	10,000,000	Core reallocation to align with actual expenditures.
	NET DEPARTMENT CHANGES		0.00	0	0	0	0	
DEPARTMENT CORE REQUEST								
		PD	0.00	52,166,202	64,228,957	0	116,395,159	
		Total	0.00	52,166,202	64,228,957	0	116,395,159	
GOVERNOR'S RECOMMENDED CORE								
		PD	0.00	52,166,202	64,228,957	0	116,395,159	
		Total	0.00	52,166,202	64,228,957	0	116,395,159	

DECISION ITEM SUMMARY

Budget Unit									
Decision Item	FY 2023	FY 2023	FY 2024	FY 2024	FY 2025	FY 2025	*****	*****	
Budget Object Summary	ACTUAL	ACTUAL	BUDGET	BUDGET	DEPT REQ	DEPT REQ	SECURED	SECURED	
Fund	DOLLAR	FTE	DOLLAR	FTE	DOLLAR	FTE	COLUMN	COLUMN	
ADOPTION SUBSIDY PAYMENTS									
CORE									
EXPENSE & EQUIPMENT									
GENERAL REVENUE	398,818	0.00	0	0.00	0	0.00	0	0.00	
TEMP ASSIST NEEDY FAM FEDERAL	75,129	0.00	0	0.00	0	0.00	0	0.00	
DEPT OF SOC SERV FEDERAL & OTH	186,651	0.00	0	0.00	0	0.00	0	0.00	
TOTAL - EE	660,598	0.00	0	0.00	0	0.00	0	0.00	
PROGRAM-SPECIFIC									
GENERAL REVENUE	43,014,224	0.00	52,166,202	0.00	52,166,202	0.00	0	0.00	
TEMP ASSIST NEEDY FAM FEDERAL	15,774,190	0.00	14,439,396	0.00	14,439,396	0.00	0	0.00	
DEPT OF SOC SERV FEDERAL & OTH	42,921,553	0.00	49,789,561	0.00	49,789,561	0.00	0	0.00	
TOTAL - PD	101,709,967	0.00	116,395,159	0.00	116,395,159	0.00	0	0.00	
TOTAL	102,370,565	0.00	116,395,159	0.00	116,395,159	0.00	0	0.00	
Child Welfare CTC - 1886001									
PROGRAM-SPECIFIC									
GENERAL REVENUE	0	0.00	0	0.00	948,608	0.00	0	0.00	
DEPT OF SOC SERV FEDERAL & OTH	0	0.00	0	0.00	1,344,932	0.00	0	0.00	
TOTAL - PD	0	0.00	0	0.00	2,293,540	0.00	0	0.00	
TOTAL	0	0.00	0	0.00	2,293,540	0.00	0	0.00	
GRAND TOTAL	\$102,370,565	0.00	\$116,395,159	0.00	\$118,688,699	0.00	\$0	0.00	

FLEXIBILITY REQUEST FORM

BUDGET UNIT NUMBER: 90208C/90209C	DEPARTMENT: Social Services
BUDGET UNIT NAME: Adoption/Guardianship Subsidy	DIVISION: Children's Division
HOUSE BILL SECTION: 11.375	

1. Provide the amount by fund of personal service flexibility and the amount by fund of expense and equipment flexibility you are requesting in dollar and percentage terms and explain why the flexibility is needed. If flexibility is being requested among divisions, provide the amount by fund of flexibility you are requesting in dollar and percentage terms and explain why the flexibility is needed.

DEPARTMENT REQUEST

10% flexibility is requested between the following sections: 11.075 (DLS Permanency Attorneys), 11.330 (Children's Treatment Services), 11.335 (Foster Care), 11.340 (Foster Care Maintenance), 11.355 (Residential Treatment), 11.375 (Adoption Subsidy), 11.375 (Guardianship Subsidy), 11.380 (Foster Care and Adoption savings), and 11.385 (Independent and Transitional Living).

2. Estimate how much flexibility will be used for the budget year. How much flexibility was used in the Prior Year Budget and the Current Year Budget? Please specify the amount.

PRIOR YEAR ACTUAL AMOUNT OF FLEXIBILITY USED	CURRENT YEAR ESTIMATED AMOUNT OF FLEXIBILITY THAT WILL BE USED	BUDGET REQUEST ESTIMATED AMOUNT OF FLEXIBILITY THAT WILL BE USED
\$0	DSS will flex up to 10% between sections.	Up to 10% flexibility will be used.

3. Please explain how flexibility was used in the prior and/or current years.

PRIOR YEAR EXPLAIN ACTUAL USE	CURRENT YEAR EXPLAIN PLANNED USE
N/A	Flexibility allows for CD to move authority between program sections to ensure payroll obligations are met and services continue to be provided without disruption or delay. Flex allows CD to shift authority to sections where there is need. The DLS Permanency section pays for non-reoccurring legal fees which pass through FACES payroll. Expenditures are based on the placement and needs of the children who come into CD custody. This flexibility will allow CD to adjust to the needs of the children who come into care.

DECISION ITEM DETAIL

Budget Unit	FY 2023	FY 2023	FY 2024	FY 2024	FY 2025	FY 2025	*****	*****
Decision Item	ACTUAL	ACTUAL	BUDGET	BUDGET	DEPT REQ	DEPT REQ	SECURED	SECURED
Budget Object Class	DOLLAR	FTE	DOLLAR	FTE	DOLLAR	FTE	COLUMN	COLUMN
ADOPTION SUBSIDY PAYMENTS								
CORE								
PROFESSIONAL SERVICES	660,598	0.00	0	0.00	0	0.00	0	0.00
TOTAL - EE	660,598	0.00	0	0.00	0	0.00	0	0.00
PROGRAM DISTRIBUTIONS	101,709,967	0.00	116,395,159	0.00	116,395,159	0.00	0	0.00
TOTAL - PD	101,709,967	0.00	116,395,159	0.00	116,395,159	0.00	0	0.00
GRAND TOTAL	\$102,370,565	0.00	\$116,395,159	0.00	\$116,395,159	0.00	\$0	0.00
GENERAL REVENUE	\$43,413,042	0.00	\$52,166,202	0.00	\$52,166,202	0.00		0.00
FEDERAL FUNDS	\$58,957,523	0.00	\$64,228,957	0.00	\$64,228,957	0.00		0.00
OTHER FUNDS	\$0	0.00	\$0	0.00	\$0	0.00		0.00

PROGRAM DESCRIPTION

Department: Social Services

HB Section(s): 11.375

Program Name: Adoption Subsidy

Program is found in the following core budget(s): Adoption Subsidy

1a. What strategic priority does this program address?

Continued support to maintain permanency.

1b. What does this program do?

The Children's Division Adoption Subsidy is a collaborative agreement between the Children's Division (CD) staff and the adoptive family, to help the family in meeting the needs of the child with financial, medical, and support services that may be available through subsidy until the child is 18.

Adoption Subsidy

Adoption Subsidy is a financial assistance program available to children who are designated as having special needs (Section 453.065, RSMo.). Payments are made to the adoptive parent on behalf of the child. The subsidy is available to children in the care of the Children's Division, the Division of Youth Services, the Department of Mental Health, and licensed child-placing agencies. Under certain circumstances, it may also be available to a child who is not now but has previously been, in the custody of CD. Funding is also used to pay for contracted resource development activities such as adoption assessments.

Adoption Subsidy Agreements

Payment for maintenance, services provided by Title XIX (Medicaid), psychological/behavioral services, legal services related to the adoption and other special services are authorized through an Adoption agreement. This agreement is determined through an evaluation of the needs of the child. The agreement is legally binding.

The Adoption Subsidy Agreements may be renegotiated at the request of the adoptive parent(s) at any time when changes in the needs of the child or the circumstances of the family are brought to the attention of the Division through an amendment to the agreement. All adoption agreements expire when a child reaches age 18. In the case of adoption subsidy only, an agreement for a child over age 17 may be negotiated with the family yearly to a maximum age of 21 when there is a documented extraordinary mental health, physical, or dental need.

Current Monthly Rate of Payment FY 24:

Age 0-5	\$ 368.00
Age 6-12	\$ 435.00
Age 13-Over	\$ 571.00
Elevated Needs (Behavioral/Medical)	\$ 978.00

PROGRAM DESCRIPTION

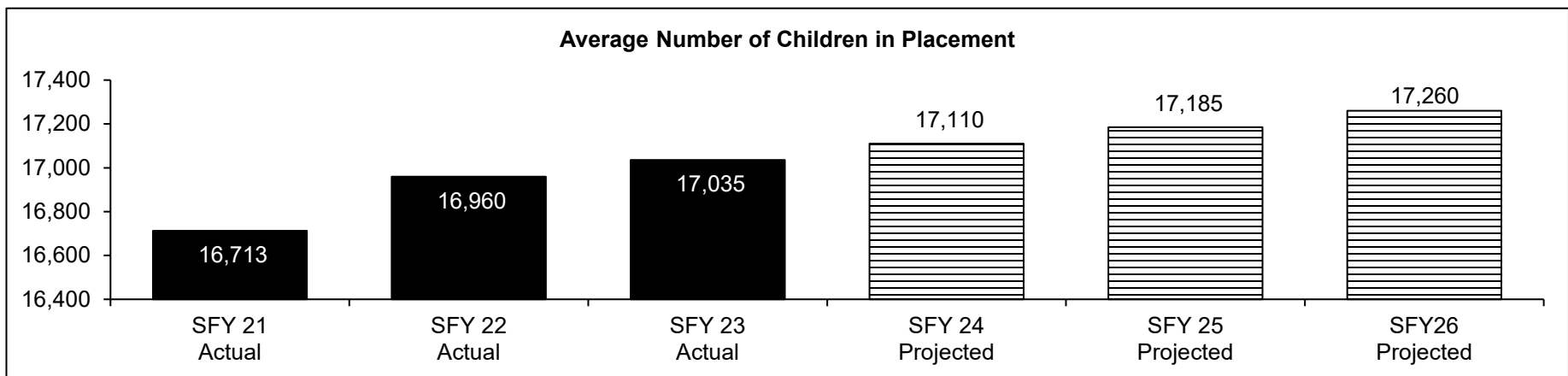
Department: Social Services

HB Section(s): 11.375

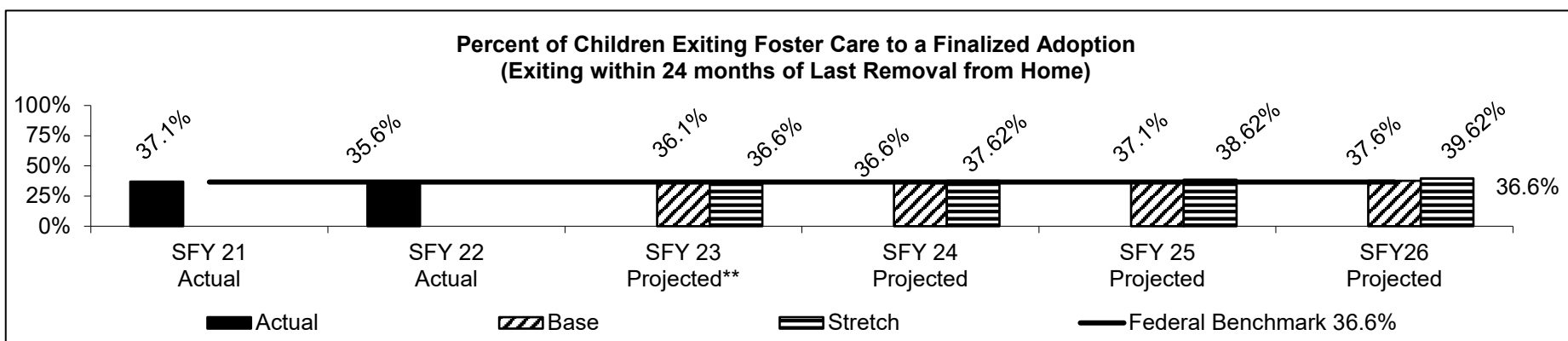
Program Name: Adoption Subsidy

Program is found in the following core budget(s): Adoption Subsidy

2a. Provide an activity measure(s) for the program.



2b. Provide a measure(s) of the program's quality.



**Data will be available in December 2023.

PROGRAM DESCRIPTION

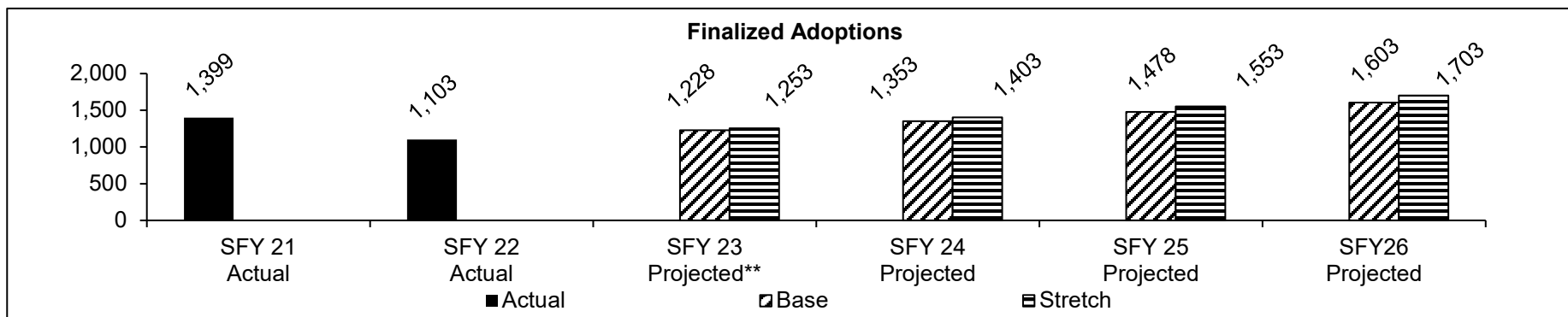
Department: Social Services

HB Section(s): 11.375

Program Name: Adoption Subsidy

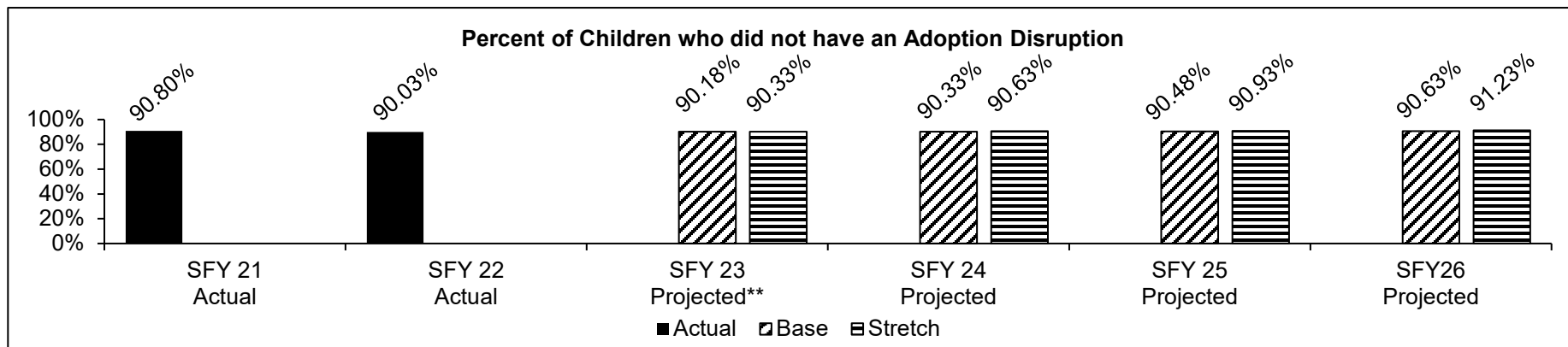
Program is found in the following core budget(s): Adoption Subsidy

2c. Provide a measure(s) of the program's impact.



**Data will be available in December 2023.

2d. Provide a measure(s) of the program's efficiency.



**Data will be available in December 2023.

Children not having an adoption disruption reflects that the program is successful in placing children through the adoption process and not bringing the child back into the custody of the Division.

PROGRAM DESCRIPTION

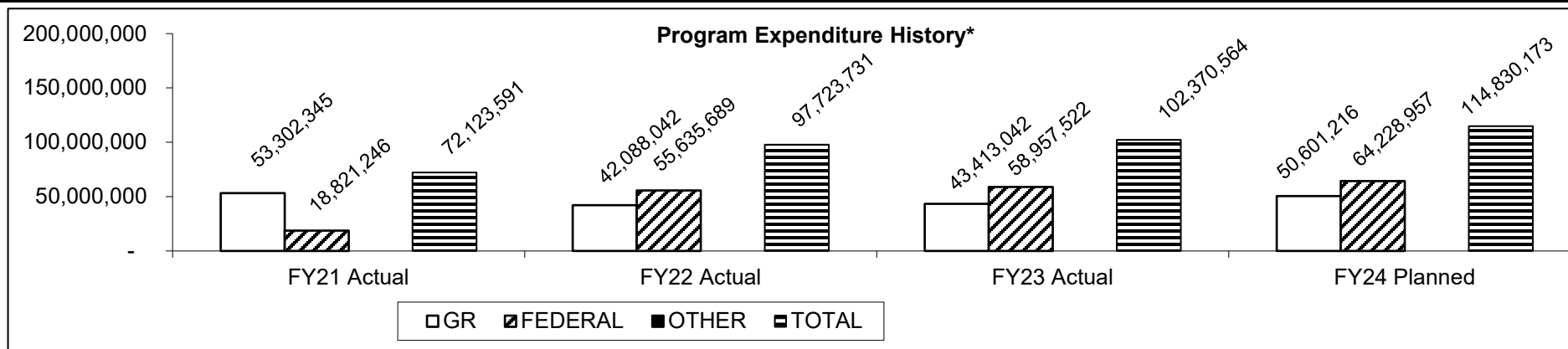
Department: Social Services

HB Section(s): 11.375

Program Name: Adoption Subsidy

Program is found in the following core budget(s): Adoption Subsidy

3. Provide actual expenditures for the prior three fiscal years and planned expenditures for the current fiscal year. (Note: Amounts do not include fringe benefit costs.)



* Expenditure history represents only the adoption functions.
Planned FY 2024 expenditures are net of reverted and reserves.

4. What are the sources of the "Other " funds?

N/A

5. What is the authorization for this program, i.e., federal or state statute, etc.? (Include the federal program number, if applicable.)

State statute: Sections 453.005 - 453.170, RSMo. ; Federal: 42 USC Sections 670 and 5101

6. Are there federal matching requirements? If yes, please explain.

Children and youth receiving services from the Children's Division are grouped into two categories for expenditure purposes - Homeless Dependent and Neglected (HDN) and Title IV-E eligible. Expenditures for HDN children and youth are 100% state-funded or TANF funded. Expenditures on behalf of Title IV-E eligible children and youth are reimbursable at the IV-E program rate, which is the FMAP (Federal Medical Assistance Percentage). The FMAP fluctuates annually based on state and national economic and population data, but generally, the state matching requirement is around 35% and the federal match is around 65%. There is a 50% state match (50% federal earned) for IV-E administrative costs. Expenditures related to TANF are reimbursable at 100% federal unless identified as maintenance of effort.

7. Is this a federally mandated program? If yes, please explain.

The federal Child Welfare Act and the federal Child Abuse Prevention and Treatment Act obligate Missouri to care for children who are abused and neglected.

Core – Guardianship Subsidy

CORE DECISION ITEM

Department: Social Services
 Division: Children's Division
 Core: Guardianship Subsidy

Budget Unit: 90209C

HB Section: 11.375

1. CORE FINANCIAL SUMMARY

	FY 2025 Budget Request					FY 2025 Governor's Recommendation			
	GR	Federal	Other	Total		GR	Federal	Other	Total
PS	0	0	0	0	PS	0	0	0	0
EE	0	0	0	0	EE	0	0	0	0
PSD	17,501,981	26,521,718	0	44,023,699	PSD	0	0	0	0
TRF	0	0	0	0	TRF	0	0	0	0
Total	17,501,981	26,521,718	0	44,023,699	Total	0	0	0	0
FTE	0.00	0.00	0.00	0.00	FTE	0.00	0.00	0.00	0.00

Est. Fringe	0	0	0	0	Est. Fringe	0	0	0	0
<i>Note: Fringes budgeted in House Bill 5 except for certain fringes budgeted directly to MoDOT, Highway Patrol, and Conservation.</i>					<i>Note: Fringes budgeted in House Bill 5 except for certain fringes budgeted directly to MoDOT, Highway Patrol, and Conservation.</i>				

Other Funds: N/A

Other Funds:

2. CORE DESCRIPTION

Guardianship Subsidy is a financial assistance program for special needs children (Section 453.065, RSMo.) or children who achieve adoption and guardianship (Section 453.072, RSMo.). This appropriation covers maintenance and expenses such as legal costs paid to adoptive parents, and contracts for the development of resource families.

3. PROGRAM LISTING (list programs included in this core funding)

Guardianship payments.

CORE DECISION ITEM

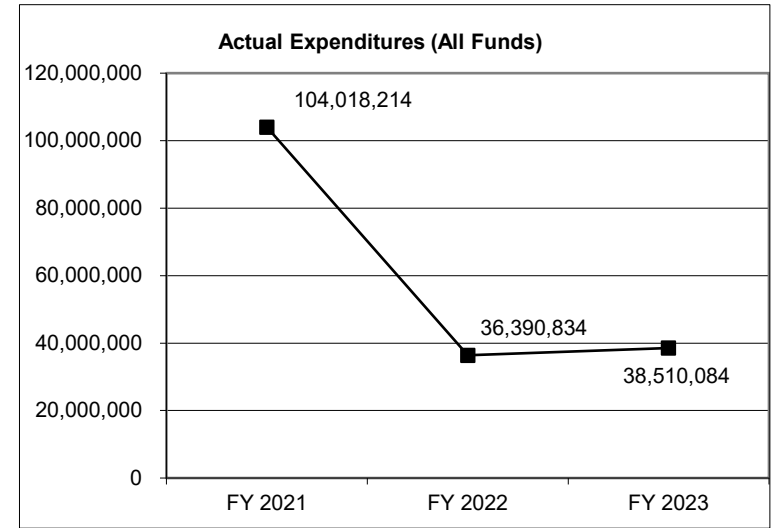
Department: Social Services
Division: Children's Division
Core: Guardianship Subsidy

Budget Unit: 90209C

HB Section: 11.375

4. FINANCIAL HISTORY

	FY 2021 Actual	FY 2022 Actual	FY 2023 Actual	FY 2024 Current Yr.
Appropriation (All Funds)	97,779,691	40,265,907	38,727,863	44,023,699
Less Reverted (All Funds)	0	(469,812)	0	(525,059)
Less Restricted* (All Funds)	0	0	0	0
Budget Authority (All Funds)	97,779,691	39,796,095	38,727,863	43,498,640
Actual Expenditures (All Funds)	104,018,214	36,390,834	38,510,084	N/A
Unexpended (All Funds)	(6,238,523)	3,405,261	217,779	N/A
Unexpended, by Fund:				
General Revenue	(4,141,586)	1,547,422	8,598	N/A
Federal	(2,096,937)	1,857,839	209,181	N/A
Other	0	0	0	N/A
	(1)	(2)		(3)



Reverted includes statutory reserve amounts (when applicable).

Restricted includes Governor's expenditure restrictions which remained at the end of the fiscal year.

*Current Year restricted amount is as of September 1, 2023.

NOTES:

(1) - (2): Adoption and Guardianship were combined in previous years. Please see Adoption Core Financial History to review appropriated and expended amount.

(3): FY24 includes an increase for: Residential Rate Increase of \$5,192,291 and Child Welfare Cost To Continue increase of \$1,920,771.

CORE RECONCILIATION DETAIL

**DEPARTMENT OF SOCIAL SERVICES
GUARDIANSHIP SUBSIDY PAYMENTS**

5. CORE RECONCILIATION DETAIL

	Budget Class	FTE	GR	Federal	Other	Total	Explanation
TAFP AFTER VETOES	PD	0.00	17,501,981	26,521,718	0	44,023,699	
	Total	0.00	17,501,981	26,521,718	0	44,023,699	
DEPARTMENT CORE REQUEST	PD	0.00	17,501,981	26,521,718	0	44,023,699	
	Total	0.00	17,501,981	26,521,718	0	44,023,699	
GOVERNOR'S RECOMMENDED CORE	PD	0.00	17,501,981	26,521,718	0	44,023,699	
	Total	0.00	17,501,981	26,521,718	0	44,023,699	

DECISION ITEM SUMMARY

Budget Unit									
Decision Item	FY 2023	FY 2023	FY 2024	FY 2024	FY 2025	FY 2025	*****	*****	
Budget Object Summary	ACTUAL	ACTUAL	BUDGET	BUDGET	DEPT REQ	DEPT REQ	SECURED	SECURED	
Fund	DOLLAR	FTE	DOLLAR	FTE	DOLLAR	FTE	COLUMN	COLUMN	
GUARDIANSHIP SUBSIDY PAYMENTS									
CORE									
EXPENSE & EQUIPMENT									
GENERAL REVENUE	2,718	0.00	0	0.00	0	0.00	0	0.00	
TEMP ASSIST NEEDY FAM FEDERAL	2,416	0.00	0	0.00	0	0.00	0	0.00	
DEPT OF SOC SERV FEDERAL & OTH	2,416	0.00	0	0.00	0	0.00	0	0.00	
TOTAL - EE	7,550	0.00	0	0.00	0	0.00	0	0.00	
PROGRAM-SPECIFIC									
GENERAL REVENUE	14,581,659	0.00	17,501,981	0.00	17,501,981	0.00	0	0.00	
TEMP ASSIST NEEDY FAM FEDERAL	11,680,588	0.00	11,860,598	0.00	11,860,598	0.00	0	0.00	
DEPT OF SOC SERV FEDERAL & OTH	12,240,287	0.00	14,661,120	0.00	14,661,120	0.00	0	0.00	
TOTAL - PD	38,502,534	0.00	44,023,699	0.00	44,023,699	0.00	0	0.00	
TOTAL	38,510,084	0.00	44,023,699	0.00	44,023,699	0.00	0	0.00	
Child Welfare CTC - 1886001									
PROGRAM-SPECIFIC									
GENERAL REVENUE	0	0.00	0	0.00	859,207	0.00	0	0.00	
DEPT OF SOC SERV FEDERAL & OTH	0	0.00	0	0.00	731,917	0.00	0	0.00	
TOTAL - PD	0	0.00	0	0.00	1,591,124	0.00	0	0.00	
TOTAL	0	0.00	0	0.00	1,591,124	0.00	0	0.00	
GRAND TOTAL	\$38,510,084	0.00	\$44,023,699	0.00	\$45,614,823	0.00	\$0	0.00	

FLEXIBILITY REQUEST FORM

BUDGET UNIT NUMBER: 90208C/90209C BUDGET UNIT NAME: Adoption/Guardianship Subsidy HOUSE BILL SECTION: 11.375	DEPARTMENT: Social Services DIVISION: Children's Division
---	--

1. Provide the amount by fund of personal service flexibility and the amount by fund of expense and equipment flexibility you are requesting in dollar and percentage terms and explain why the flexibility is needed. If flexibility is being requested among divisions, provide the amount by fund of flexibility you are requesting in dollar and percentage terms and explain why the flexibility is needed.

DEPARTMENT REQUEST

10% flexibility is requested between the following sections: 11.075 (DLS Permanency Attorneys), 11.330 (Children's Treatment Services), 11.335 (Foster Care), 11.340 (Foster Care Maintenance), 11.355 (Residential Treatment), 11.375 (Adoption Subsidy), 11.375 (Guardianship Subsidy), 11.380 (Foster Care and Adoption savings), and 11.385 (Independent and Transitional Living).

2. Estimate how much flexibility will be used for the budget year. How much flexibility was used in the Prior Year Budget and the Current Year Budget? Please specify the amount.

PRIOR YEAR ACTUAL AMOUNT OF FLEXIBILITY USED	CURRENT YEAR ESTIMATED AMOUNT OF FLEXIBILITY THAT WILL BE USED	BUDGET REQUEST ESTIMATED AMOUNT OF FLEXIBILITY THAT WILL BE USED
\$0	DSS will flex up to 10% between sections.	Up to 10% flexibility will be used.

3. Please explain how flexibility was used in the prior and/or current years.

PRIOR YEAR EXPLAIN ACTUAL USE	CURRENT YEAR EXPLAIN PLANNED USE
N/A	Flexibility allows for CD to move authority between program sections to ensure payroll obligations are met and services continue to be provided without disruption or delay. Flex allows CD to shift authority to sections where there is need. The DLS Permanency section pays for non-reoccurring legal fees which pass through FACES payroll. Expenditures are based on the placement and needs of the children who come into CD custody. This flexibility will allow CD to adjust to the needs of the children who come into care.

DECISION ITEM DETAIL

Budget Unit	FY 2023	FY 2023	FY 2024	FY 2024	FY 2025	FY 2025	*****	*****
Decision Item	ACTUAL	ACTUAL	BUDGET	BUDGET	DEPT REQ	DEPT REQ	SECURED	SECURED
Budget Object Class	DOLLAR	FTE	DOLLAR	FTE	DOLLAR	FTE	COLUMN	COLUMN
GUARDIANSHIP SUBSIDY PAYMENTS								
CORE								
PROFESSIONAL SERVICES	7,550	0.00	0	0.00	0	0.00	0	0.00
TOTAL - EE	7,550	0.00	0	0.00	0	0.00	0	0.00
PROGRAM DISTRIBUTIONS	38,502,534	0.00	44,023,699	0.00	44,023,699	0.00	0	0.00
TOTAL - PD	38,502,534	0.00	44,023,699	0.00	44,023,699	0.00	0	0.00
GRAND TOTAL	\$38,510,084	0.00	\$44,023,699	0.00	\$44,023,699	0.00	\$0	0.00
GENERAL REVENUE	\$14,584,377	0.00	\$17,501,981	0.00	\$17,501,981	0.00		0.00
FEDERAL FUNDS	\$23,925,707	0.00	\$26,521,718	0.00	\$26,521,718	0.00		0.00
OTHER FUNDS	\$0	0.00	\$0	0.00	\$0	0.00		0.00

PROGRAM DESCRIPTION

Department: Social Services

HB Section(s): 11.375

Program Name: Guardianship Subsidy

Program is found in the following core budget(s): Guardianship Subsidy

1a. What strategic priority does this program address?

Continued support to maintain permanency.

1b. What does this program do?

The Children's Division Guardianship Subsidy is a collaborative agreement between the Children's Division (CD) staff and the guardian(s), to help the family in meeting the needs of the child with financial, medical, and support services that may be available through subsidy until the child is 18.

Subsidized Guardianship

Subsidized Guardianship provides eligible individuals with the same services that an adopted child would receive under the Guardianship Subsidy program. Individuals who qualify for this program are people related to the child by blood or affinity who have legal guardianship of a minor child. Close, non-related persons, who have legal guardianship and whose lives are so intermingled with the child such that the relationship is similar to a family relationship, are also eligible for guardianship. For the purposes of this program, the term "legal guardianship" refers to the legal guardianship established by a probate court under the provision of the probate court code of the Missouri Revised Statutes.

Guardianship Subsidy Agreements

Payment for maintenance, services provided by Title XIX (Medicaid), psychological/behavioral services, legal services related to the guardianship, and other special services are authorized through a guardianship agreement. This agreement is determined through an evaluation of the needs of the child. The agreement is legally binding. The guardianship subsidy agreements may be renegotiated at the request of the guardian(s) at any time when changes in the needs of the child or the circumstances of the family are brought to the attention of the Division through an amendment to the agreement. All guardianship agreements expire when a child reaches age 18.

Current Monthly Rate of Payment FY 24:

Age 0-5	\$ 368.00
Age 6-12	\$ 435.00
Age 13-Over	\$ 571.00
Elevated Needs (Behavioral/Medical)	\$ 978.00

PROGRAM DESCRIPTION

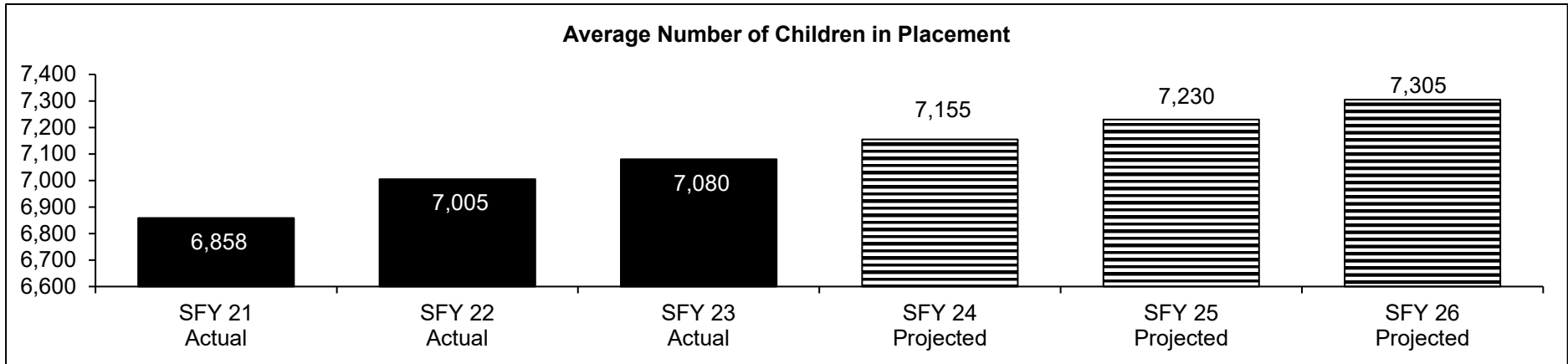
Department: Social Services

HB Section(s): 11.375

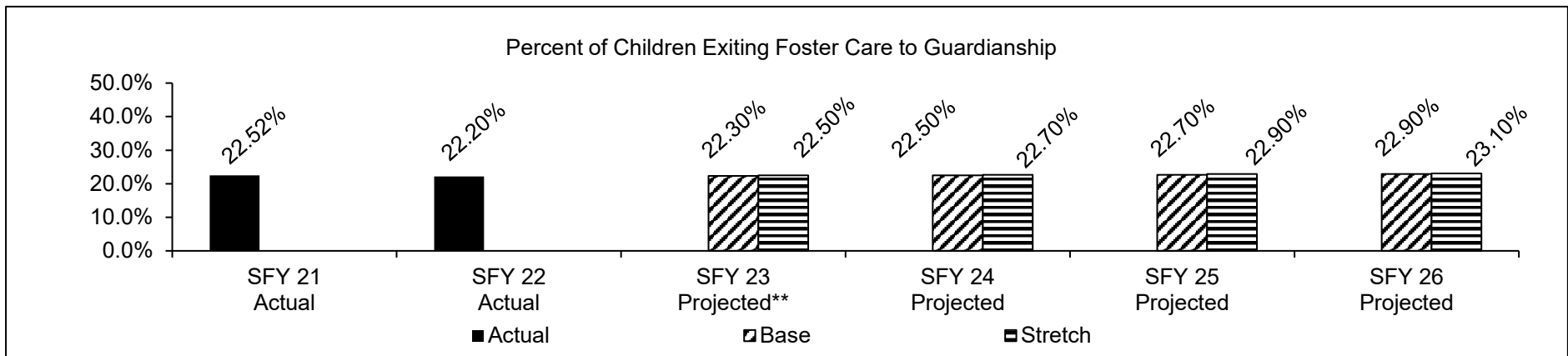
Program Name: Guardianship Subsidy

Program is found in the following core budget(s): Guardianship Subsidy

2a. Provide an activity measure(s) for the program.



2b. Provide a measure(s) of the program's quality.



**Data will be available in December 2023.

PROGRAM DESCRIPTION

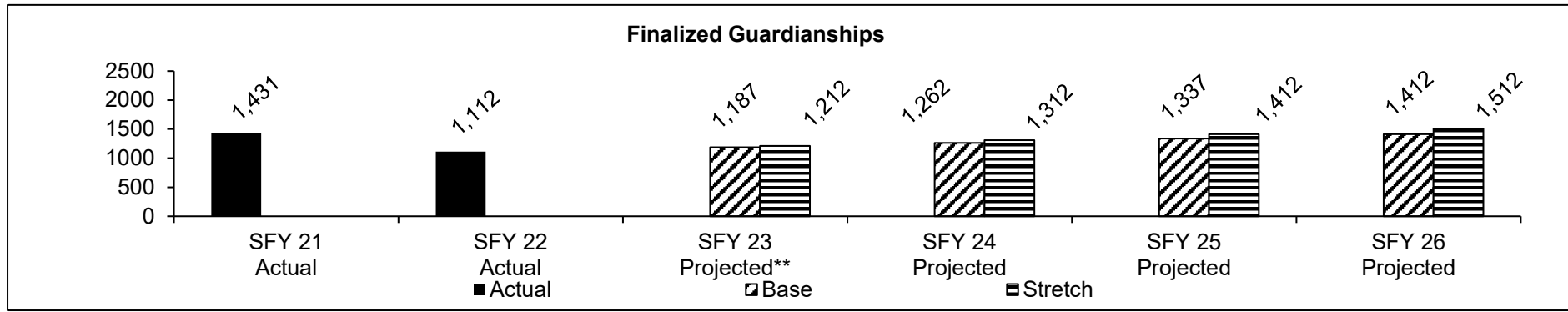
Department: Social Services

HB Section(s): 11.375

Program Name: Guardianship Subsidy

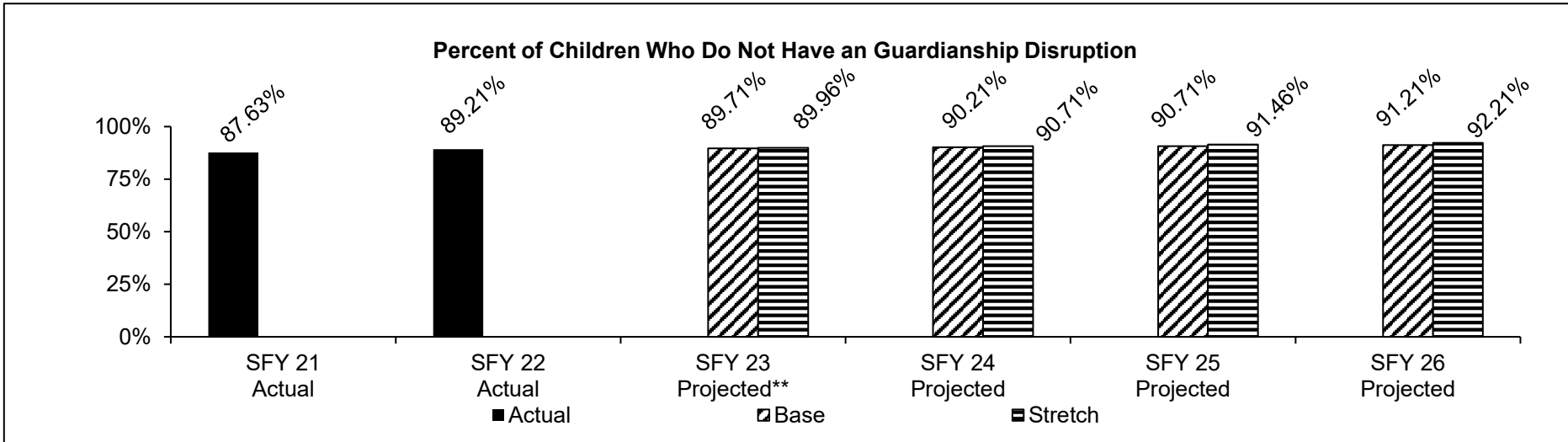
Program is found in the following core budget(s): Guardianship Subsidy

2c. Provide a measure(s) of the program's impact.



**Data will be available in December 2023.

2d. Provide a measure(s) of the program's efficiency.



**Data will be available in December 2023.

PROGRAM DESCRIPTION

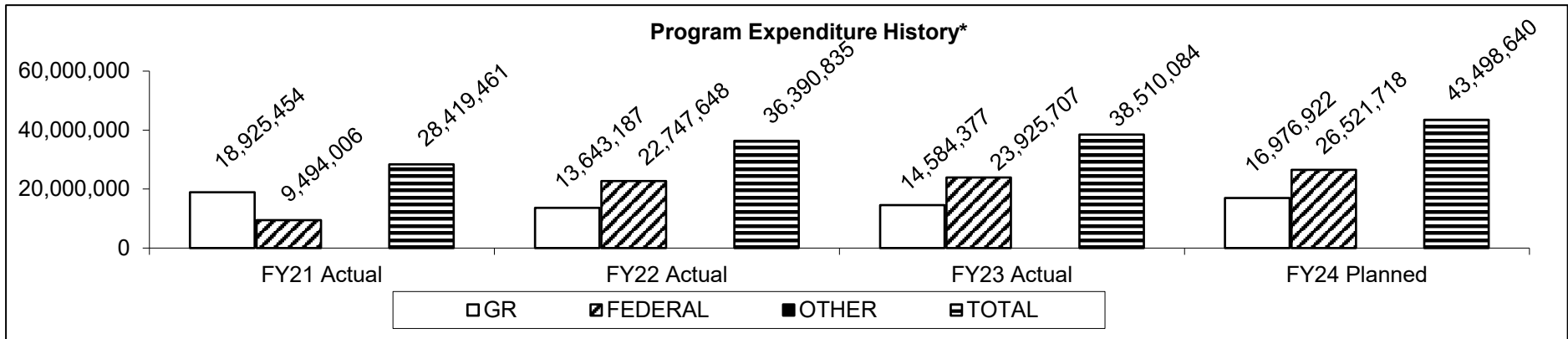
Department: Social Services

HB Section(s): 11.375

Program Name: Guardianship Subsidy

Program is found in the following core budget(s): Guardianship Subsidy

3. Provide actual expenditures for the prior three fiscal years and planned expenditures for the current fiscal year. (Note: Amounts do not include fringe benefit costs.)



* Expenditure history represents only the guardianship program.
Planned FY 2024 expenditures are net of reverted and reserves.

4. What are the sources of the "Other " funds?

N/A

5. What is the authorization for this program, i.e., federal or state statute, etc.? (Include the federal program number, if applicable.)

State statute: Sections 453.005 - 453.170, RSMo. ; Federal: 42 USC Sections 670 and 5101

6. Are there federal matching requirements? If yes, please explain.

Children and youth receiving services from the Children's Division are grouped into two categories for expenditure purposes - Homeless Dependent and Neglected (HDN) and Title IV-E eligible. Expenditures for HDN children and youth are 100% state-funded or TANF funded. Expenditures on behalf of Title IV-E eligible children and youth are reimbursable at the IV-E program rate, which is the FMAP (Federal Medical Assistance Percentage). The FMAP fluctuates annually based on state and national economic and population data, but generally, the state matching requirement is around 35% and the federal match is around 65%. There is a 50% state match (50% federal earned) for IV-E administrative costs. Expenditures related to TANF are reimbursable at 100% federal unless identified as maintenance of effort.

7. Is this a federally mandated program? If yes, please explain.

The federal Child Welfare Act and the federal Child Abuse Prevention and Treatment Act obligate Missouri to care for children who are abused and neglected.

Core – Family Resource Centers

CORE DECISION ITEM

Department: Social Services
Division: Children's Division
Core: Family Resource Centers

Budget Unit: 90202C

HB Section: 11.380

1. CORE FINANCIAL SUMMARY

	FY 2025 Budget Request			
	GR	Federal	Other	Total
PS	0	0	0	0
EE	0	0	0	0
PSD	9,603,564	11,872,391	0	21,475,955
TRF	0	0	0	0
Total	9,603,564	11,872,391	0	21,475,955
FTE	0.00	0.00	0.00	0.00

	FY 2025 Governor's Recommendation			
	GR	Federal	Other	Total
PS	0	0	0	0
EE	0	0	0	0
PSD	0	0	0	0
TRF	0	0	0	0
Total	0	0	0	0
FTE	0.00	0.00	0.00	0.00

Est. Fringe	0	0	0	0
--------------------	---	---	---	---

Note: Fringes budgeted in House Bill 5 except for certain fringes budgeted directly to MoDOT, Highway Patrol, and Conservation.

Est. Fringe	0	0	0	0
--------------------	---	---	---	---

Note: Fringes budgeted in House Bill 5 except for certain fringes budgeted directly to MoDOT, Highway Patrol, and Conservation.

Other Funds: N/A

Other Funds:

2. CORE DESCRIPTION

Family Resource Centers prevent guardianship or adoption disruption, promote family well-being, and recruit adoptive parents. Services provided include support groups for youth, educational services, including training for accessing special education services, crisis intervention, respite care connections, and medical/behavioral services referrals

3. PROGRAM LISTING (list programs included in this core funding)

Family Resource Centers

CORE DECISION ITEM

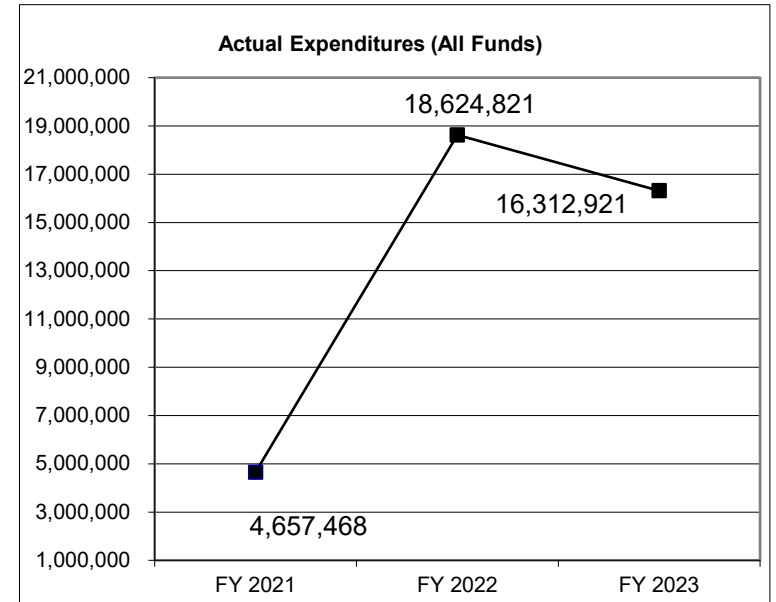
Department: Social Services
Division: Children's Division
Core: Family Resource Centers

Budget Unit: 90202C

HB Section: 11.380

4. FINANCIAL HISTORY

	FY 2021 Actual	FY 2022 Actual	FY 2023 Actual	FY 2024 Current Yr.
Appropriation (All Funds)	4,750,000	19,555,955	19,555,955	21,475,955
Less Reverted (All Funds)	(28,500)	(230,507)	(230,507)	(288,107)
Less Restricted (All Funds)	0	0	0	0
Budget Authority (All Funds)	4,721,500	19,325,448	19,325,448	21,187,848
Actual Expenditures (All Funds)	4,657,468	18,624,821	16,312,921	N/A
Unexpended (All Funds)	64,032	700,627	3,012,527	N/A
Unexpended, by Fund:				
General Revenue	18,187	207,747	1,036,941	N/A
Federal	45,845	492,880	1,975,586	N/A
Other	0	0	0	N/A
	(1)	(2)	(3)	



Reverted includes statutory reserve amounts (when applicable).

Restricted includes Governor's expenditure restrictions which remained at the end of the fiscal year.

*Current Year restricted amount is as of September 1, 2023.

NOTES:

(1) FY21 - Additional funding for the Family Resource Center in Rolla of \$525,000 FF was appropriated.

(2) FY22 - Increase to the Family Resource Center budget was due to services being transferred into this section as New Decision Items (NDI) totaling \$13,545,712 (\$5,391,281 GR and \$8,154,431 FF).

(3) FY23 - Increase to the Family Resource Center budget was due to the additional resource center locations in the Southeast region of \$800,000 GR and to broaden services provided in existing contracted areas.

CORE DECISION ITEM

Department: Social Services
Division: Children's Division
Core: FC/Adopt Behavioral

Budget Unit: 90214C

HB Section: 11.380

1. CORE FINANCIAL SUMMARY

	FY 2025 Budget Request			
	GR	Federal	Other	Total
PS	0	0	0	0
EE	0	0	0	0
PSD	0	4,400,000	0	4,400,000
TRF	0	0	0	0
Total	0	4,400,000	0	4,400,000
FTE	0.00	0.00	0.00	0.00

	FY 2025 Governor's Recommendation			
	GR	Federal	Other	Total
PS	0	0	0	0
EE	0	0	0	0
PSD	0	0	0	0
TRF	0	0	0	0
Total	0	0	0	0
FTE	0.00	0.00	0.00	0.00

Est. Fringe	0	0	0	0
--------------------	---	---	---	---

Note: Fringes budgeted in House Bill 5 except for certain fringes budgeted directly to MoDOT, Highway Patrol, and Conservation.

Est. Fringe	0	0	0	0
--------------------	---	---	---	---

Note: Fringes budgeted in House Bill 5 except for certain fringes budgeted directly to MoDOT, Highway Patrol, and Conservation.

Other Funds: N/A

Other Funds:

2. CORE DESCRIPTION

Family Resource Centers prevent guardianship or adoption disruption, promote family well-being, and recruit adoptive parents. Services provided include support groups for youth, educational services, including training for accessing special education services, crisis intervention, respite care connections, and medical/behavioral services referrals

3. PROGRAM LISTING (list programs included in this core funding)

FC/Adopt Behavioral

CORE DECISION ITEM

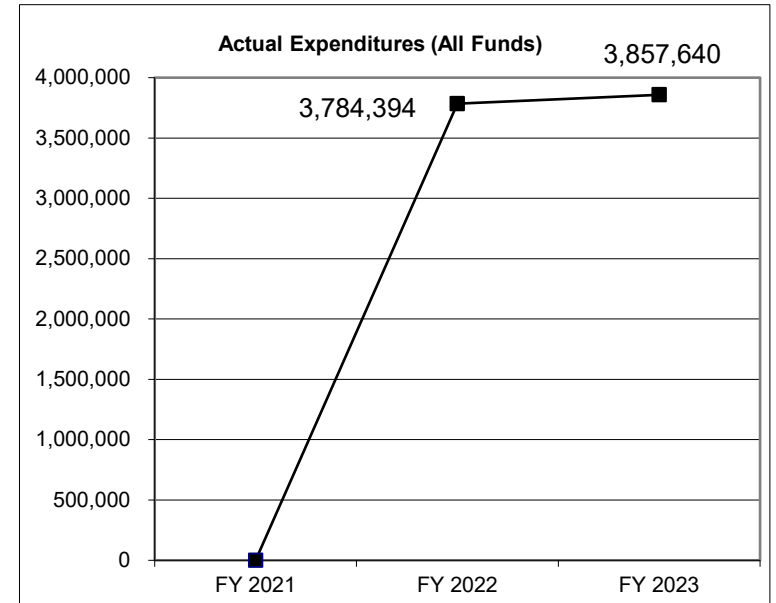
Department: Social Services
Division: Children's Division
Core: FC/Adopt Behavioral

Budget Unit: 90214C

HB Section: 11.380

4. FINANCIAL HISTORY

	FY 2021 Actual	FY 2022 Actual	FY 2023 Actual	FY 2024 Current Yr.
Appropriation (All Funds)	0	4,400,000	4,400,000	4,400,000
Less Reverted (All Funds)	0	0	0	0
Less Restricted (All Funds)	0	0	0	0
Budget Authority (All Funds)	0	4,400,000	4,400,000	4,400,000
Actual Expenditures (All Funds)	0	3,784,394	3,857,640	N/A
Unexpended (All Funds)	0	615,606	542,360	N/A
Unexpended, by Fund:				
General Revenue	0	0	0	N/A
Federal	0	615,606	542,360	N/A
Other	0	0	0	N/A
		(1)		



Reverted includes statutory reserve amounts (when applicable).

Restricted includes Governor's expenditure restrictions which remained at the end of the fiscal year.

*Current Year restricted amount is as of September 1, 2023.

NOTES:

(1) FY22 - The FC/Adopt Behavioral appropriations were separated out from the Family Resource Centers.

CORE DECISION ITEM

Department: Social Services
Division: Children's Division
Core: Family Resource Center - Wright County

Budget Unit: 90218C

HB Section: 11.380

1. CORE FINANCIAL SUMMARY

	FY 2025 Budget Request			
	GR	Federal	Other	Total
PS	0	0	0	0
EE	0	0	0	0
PSD	300,000	0	0	300,000
TRF	0	0	0	0
Total	300,000	0	0	300,000
FTE	0.00	0.00	0.00	0.00

	FY 2025 Governor's Recommendation			
	GR	Federal	Other	Total
PS	0	0	0	0
EE	0	0	0	0
PSD	0	0	0	0
TRF	0	0	0	0
Total	0	0	0	0
FTE	0.00	0.00	0.00	0.00

Est. Fringe	0	0	0	0
--------------------	---	---	---	---

Note: Fringes budgeted in House Bill 5 except for certain fringes budgeted directly to MoDOT, Highway Patrol, and Conservation.

Est. Fringe	0	0	0	0
--------------------	---	---	---	---

Note: Fringes budgeted in House Bill 5 except for certain fringes budgeted directly to MoDOT, Highway Patrol, and Conservation.

Other Funds: N/A

Other Funds:

2. CORE DESCRIPTION

Family Resource Centers prevent guardianship or adoption disruption, promote family well-being, and recruit adoptive parents. Services provided include support groups for youth, educational services, including training for accessing special education services, crisis intervention, respite care connections, and medical/behavioral services referrals

3. PROGRAM LISTING (list programs included in this core funding)

Family Resource Center - Wright County

CORE DECISION ITEM

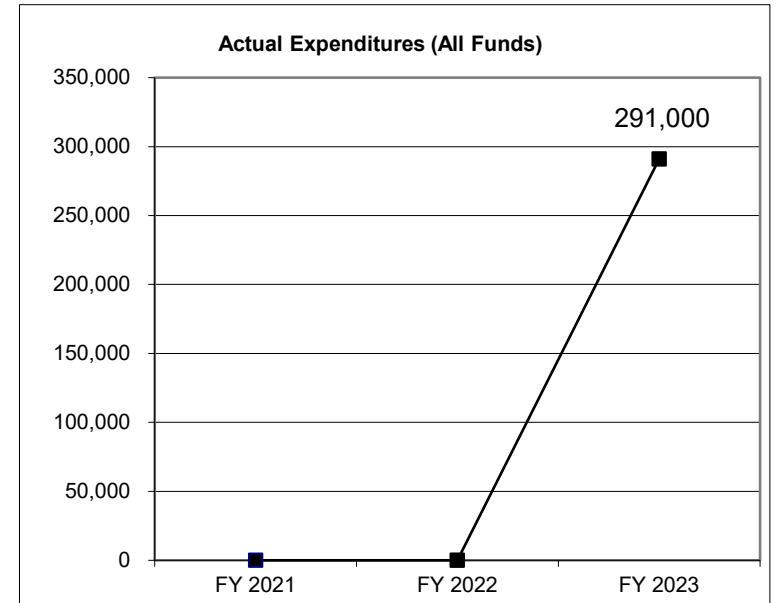
Department: Social Services
Division: Children's Division
Core: Family Resource Center - Wright County

Budget Unit: 90218C

HB Section: 11.380

4. FINANCIAL HISTORY

	FY 2021 Actual	FY 2022 Actual	FY 2023 Actual	FY 2024 Current Yr.
Appropriation (All Funds)	0	0	300,000	300,000
Less Reverted (All Funds)	0	0	(9,000)	(9,000)
Less Restricted (All Funds)	0	0	0	0
Budget Authority (All Funds)	0	0	291,000	291,000
Actual Expenditures (All Funds)	0	0	291,000	N/A
Unexpended (All Funds)	0	0	0	N/A
Unexpended, by Fund:				
General Revenue	0	0	0	N/A
Federal	0	0	0	N/A
Other	0	0	0	N/A
			(1)	



Reverted includes statutory reserve amounts (when applicable).

Restricted includes Governor's expenditure restrictions which remained at the end of the fiscal year.

*Current Year restricted amount is as of September 1, 2023.

NOTES:

(1) FY23 - The Family Resource Center - Wright County appropriations were separated out from Family Resource Centers.

CORE DECISION ITEM

Department: Social Services
Division: Children's Division
Core: Adoption Resource Center - Cape Girardeau

Budget Unit: 90219C
HB Section: 11.380

1. CORE FINANCIAL SUMMARY

	FY 2025 Budget Request			
	GR	Federal	Other	Total
PS	0	0	0	0
EE	0	0	0	0
PSD	500,000	0	0	500,000
TRF	0	0	0	0
Total	500,000	0	0	500,000
FTE	0.00	0.00	0.00	0.00

	FY 2025 Governor's Recommendation			
	GR	Federal	Other	Total
PS	0	0	0	0
EE	0	0	0	0
PSD	0	0	0	0
TRF	0	0	0	0
Total	0	0	0	0
FTE	0.00	0.00	0.00	0.00

Est. Fringe	0	0	0	0
--------------------	---	---	---	---

Note: Fringes budgeted in House Bill 5 except for certain fringes budgeted directly to MoDOT, Highway Patrol, and Conservation.

Est. Fringe	0	0	0	0
--------------------	---	---	---	---

Note: Fringes budgeted in House Bill 5 except for certain fringes budgeted directly to MoDOT, Highway Patrol, and Conservation.

Other Funds: N/A

Other Funds:

2. CORE DESCRIPTION

Family Resource Centers prevent guardianship or adoption disruption, promote family well-being, and recruit adoptive parents. Services provided include support groups for youth, educational services, including training for accessing special education services, crisis intervention, respite care connections, and medical/behavioral services referrals

3. PROGRAM LISTING (list programs included in this core funding)

Adoption Resource Center - Cape Girardeau

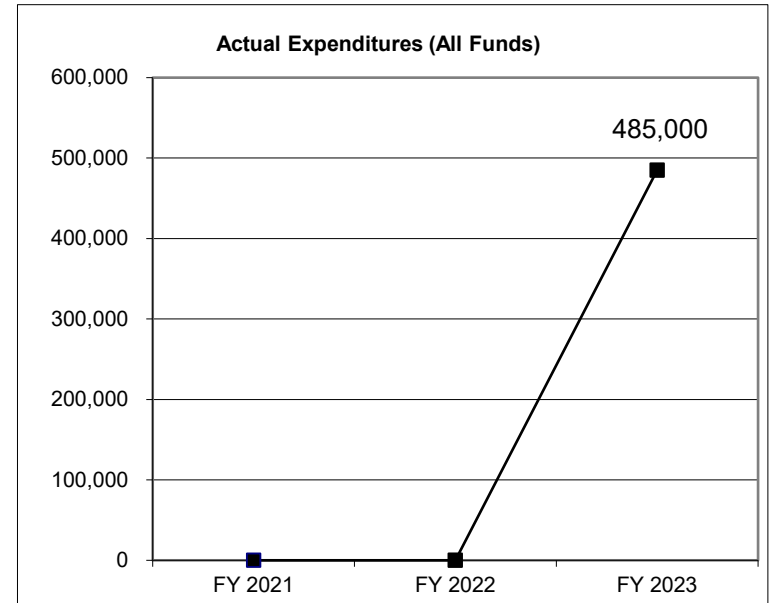
CORE DECISION ITEM

Department: Social Services
Division: Children's Division
Core: Adoption Resource Center - Cape Girardeau

Budget Unit: 90219C
HB Section: 11.380

4. FINANCIAL HISTORY

	FY 2021 Actual	FY 2022 Actual	FY 2023 Actual	FY 2024 Current Yr.
Appropriation (All Funds)	0	0	500,000	500,000
Less Reverted (All Funds)	0	0	(15,000)	(15,000)
Less Restricted (All Funds)	0	0	0	0
Budget Authority (All Funds)	0	0	485,000	485,000
Actual Expenditures (All Funds)	0	0	485,000	N/A
Unexpended (All Funds)	0	0	0	N/A
Unexpended, by Fund:				
General Revenue	0	0	0	N/A
Federal	0	0	0	N/A
Other	0	0	0	N/A
			(1)	



Reverted includes statutory reserve amounts (when applicable).

Restricted includes Governor's expenditure restrictions which remained at the end of the fiscal year.

*Current Year restricted amount is as of September 1, 2023.

NOTES:

(1) FY23 - The Adoption Resource Center - Cape Girardeau appropriations were separated out from Family Resource Centers.

CORE RECONCILIATION DETAIL

**DEPARTMENT OF SOCIAL SERVICES
FAMILY RESOURCE CENTERS**

5. CORE RECONCILIATION DETAIL

	Budget Class	FTE	GR	Federal	Other	Total	Explanation
TAFP AFTER VETOES							
	PD	0.00	9,603,564	11,872,391	0	21,475,955	
	Total	0.00	9,603,564	11,872,391	0	21,475,955	
DEPARTMENT CORE REQUEST							
	PD	0.00	9,603,564	11,872,391	0	21,475,955	
	Total	0.00	9,603,564	11,872,391	0	21,475,955	
GOVERNOR'S RECOMMENDED CORE							
	PD	0.00	9,603,564	11,872,391	0	21,475,955	
	Total	0.00	9,603,564	11,872,391	0	21,475,955	

CORE RECONCILIATION DETAIL

**DEPARTMENT OF SOCIAL SERVICES
FC/ADOPT BEHAVIORAL**

5. CORE RECONCILIATION DETAIL

	Budget Class	FTE	GR	Federal	Other	Total	Explanation
TAFP AFTER VETOES							
	PD	0.00	0	4,400,000	0	4,400,000	
	Total	0.00	0	4,400,000	0	4,400,000	
DEPARTMENT CORE REQUEST							
	PD	0.00	0	4,400,000	0	4,400,000	
	Total	0.00	0	4,400,000	0	4,400,000	
GOVERNOR'S RECOMMENDED CORE							
	PD	0.00	0	4,400,000	0	4,400,000	
	Total	0.00	0	4,400,000	0	4,400,000	

CORE RECONCILIATION DETAIL

**DEPARTMENT OF SOCIAL SERVICES
FAM RSRC CNTR-WRIGHT COUNTY**

5. CORE RECONCILIATION DETAIL

	Budget Class	FTE	GR	Federal	Other	Total	Explanation
TAFP AFTER VETOES							
	PD	0.00	300,000	0	0	300,000	
	Total	0.00	300,000	0	0	300,000	
DEPARTMENT CORE REQUEST							
	PD	0.00	300,000	0	0	300,000	
	Total	0.00	300,000	0	0	300,000	
GOVERNOR'S RECOMMENDED CORE							
	PD	0.00	300,000	0	0	300,000	
	Total	0.00	300,000	0	0	300,000	

CORE RECONCILIATION DETAIL

**DEPARTMENT OF SOCIAL SERVICES
ADOPTION RSC CNTR-CAPE GIRARD**

5. CORE RECONCILIATION DETAIL

	Budget Class	FTE	GR	Federal	Other	Total	Explanation
TAFP AFTER VETOES							
	PD	0.00	500,000	0	0	500,000	
	Total	0.00	500,000	0	0	500,000	
DEPARTMENT CORE REQUEST							
	PD	0.00	500,000	0	0	500,000	
	Total	0.00	500,000	0	0	500,000	
GOVERNOR'S RECOMMENDED CORE							
	PD	0.00	500,000	0	0	500,000	
	Total	0.00	500,000	0	0	500,000	

DECISION ITEM SUMMARY

Budget Unit								
Decision Item	FY 2023	FY 2023	FY 2024	FY 2024	FY 2025	FY 2025	*****	*****
Budget Object Summary	ACTUAL	ACTUAL	BUDGET	BUDGET	DEPT REQ	DEPT REQ	SECURED	SECURED
Fund	DOLLAR	FTE	DOLLAR	FTE	DOLLAR	FTE	COLUMN	COLUMN
FAMILY RESOURCE CENTERS								
CORE								
PROGRAM-SPECIFIC								
GENERAL REVENUE	6,416,116	0.00	9,603,564	0.00	9,603,564	0.00	0	0.00
TEMP ASSIST NEEDY FAM FEDERAL	774,841	0.00	989,075	0.00	989,075	0.00	0	0.00
DEPT OF SOC SERV FEDERAL & OTH	9,121,964	0.00	10,883,316	0.00	10,883,316	0.00	0	0.00
TOTAL - PD	16,312,921	0.00	21,475,955	0.00	21,475,955	0.00	0	0.00
TOTAL	16,312,921	0.00	21,475,955	0.00	21,475,955	0.00	0	0.00
GRAND TOTAL	\$16,312,921	0.00	\$21,475,955	0.00	\$21,475,955	0.00	\$0	0.00

DECISION ITEM SUMMARY

Budget Unit									
Decision Item	FY 2023	FY 2023	FY 2024	FY 2024	FY 2025	FY 2025	*****	*****	
Budget Object Summary	ACTUAL	ACTUAL	BUDGET	BUDGET	DEPT REQ	DEPT REQ	SECURED	SECURED	
Fund	DOLLAR	FTE	DOLLAR	FTE	DOLLAR	FTE	COLUMN	COLUMN	
FC/ADOPT BEHAVIORAL									
CORE									
PROGRAM-SPECIFIC									
DEPT OF SOC SERV FEDERAL & OTH	3,857,640	0.00	4,400,000	0.00	4,400,000	0.00	0	0.00	
TOTAL - PD	3,857,640	0.00	4,400,000	0.00	4,400,000	0.00	0	0.00	
TOTAL	3,857,640	0.00	4,400,000	0.00	4,400,000	0.00	0	0.00	
GRAND TOTAL	\$3,857,640	0.00	\$4,400,000	0.00	\$4,400,000	0.00	\$0	0.00	

DECISION ITEM SUMMARY

Budget Unit									
Decision Item	FY 2023	FY 2023	FY 2024	FY 2024	FY 2025	FY 2025	*****	*****	
Budget Object Summary	ACTUAL	ACTUAL	BUDGET	BUDGET	DEPT REQ	DEPT REQ	SECURED	SECURED	
Fund	DOLLAR	FTE	DOLLAR	FTE	DOLLAR	FTE	COLUMN	COLUMN	
FAM RSRC CNTR-WRIGHT COUNTY									
CORE									
PROGRAM-SPECIFIC									
GENERAL REVENUE	291,000	0.00	300,000	0.00	300,000	0.00	0	0.00	
TOTAL - PD	291,000	0.00	300,000	0.00	300,000	0.00	0	0.00	
TOTAL	291,000	0.00	300,000	0.00	300,000	0.00	0	0.00	
GRAND TOTAL	\$291,000	0.00	\$300,000	0.00	\$300,000	0.00	\$0	0.00	

DECISION ITEM SUMMARY

Budget Unit								
Decision Item	FY 2023	FY 2023	FY 2024	FY 2024	FY 2025	FY 2025	*****	*****
Budget Object Summary	ACTUAL	ACTUAL	BUDGET	BUDGET	DEPT REQ	DEPT REQ	SECURED	SECURED
Fund	DOLLAR	FTE	DOLLAR	FTE	DOLLAR	FTE	COLUMN	COLUMN
ADOPTION RSC CNTR-CAPE GIRARD								
CORE								
PROGRAM-SPECIFIC								
GENERAL REVENUE	485,000	0.00	500,000	0.00	500,000	0.00	0	0.00
TOTAL - PD	485,000	0.00	500,000	0.00	500,000	0.00	0	0.00
TOTAL	485,000	0.00	500,000	0.00	500,000	0.00	0	0.00
GRAND TOTAL	\$485,000	0.00	\$500,000	0.00	\$500,000	0.00	\$0	0.00

FLEXIBILITY REQUEST FORM

BUDGET UNIT NUMBER: 90214C BUDGET UNIT NAME: Foster Care Adoption Behavioral Savings HOUSE BILL SECTION: 11.380	DEPARTMENT: Social Services DIVISION: Children's Division
--	--

1. Provide the amount by fund of personal service flexibility and the amount by fund of expense and equipment flexibility you are requesting in dollar and percentage terms and explain why the flexibility is needed. If flexibility is being requested among divisions, provide the amount by fund of flexibility you are requesting in dollar and percentage terms and explain why the flexibility is needed.

DEPARTMENT REQUEST

10% flexibility is requested between the following sections: 11.075 (DLS Permanency Attorneys), 11.330 (Children's Treatment Services), 11.335 (Foster Care), 11.340 (Foster Care Maintenance), 11.355 (Residential Treatment), 11.375 (Adoption Subsidy), 11.375 (Guardianship Subsidy), 11.380 (Foster Care and Adoption savings), and 11.385 (Independent and Transitional Living).

2. Estimate how much flexibility will be used for the budget year. How much flexibility was used in the Prior Year Budget and the Current Year Budget? Please specify the amount.

PRIOR YEAR ACTUAL AMOUNT OF FLEXIBILITY USED	CURRENT YEAR ESTIMATED AMOUNT OF FLEXIBILITY THAT WILL BE USED	BUDGET REQUEST ESTIMATED AMOUNT OF FLEXIBILITY THAT WILL BE USED
N/A	DSS does not have flex in this section for the current fiscal year.	Up to 10% flexibility will be used.

3. Please explain how flexibility was used in the prior and/or current years.

PRIOR YEAR EXPLAIN ACTUAL USE	CURRENT YEAR EXPLAIN PLANNED USE
N/A	Flexibility allows for CD to move authority between program sections to ensure payroll obligations are met and services continue to be provided without disruption or delay. Flex allows CD to shift authority to sections where there is need. The DLS Permanency section pays for non-reoccurring legal fees which pass through FACES payroll. Expenditures are based on the placement and needs of the children who come into CD custody. This flexibility will allow CD to adjust to the needs of the children who come into care.

DECISION ITEM DETAIL

Budget Unit	FY 2023	FY 2023	FY 2024	FY 2024	FY 2025	FY 2025	*****	*****
Decision Item	ACTUAL	ACTUAL	BUDGET	BUDGET	DEPT REQ	DEPT REQ	SECURED	SECURED
Budget Object Class	DOLLAR	FTE	DOLLAR	FTE	DOLLAR	FTE	COLUMN	COLUMN
FAMILY RESOURCE CENTERS								
CORE								
PROGRAM DISTRIBUTIONS	16,312,921	0.00	21,475,955	0.00	21,475,955	0.00	0	0.00
TOTAL - PD	16,312,921	0.00	21,475,955	0.00	21,475,955	0.00	0	0.00
GRAND TOTAL	\$16,312,921	0.00	\$21,475,955	0.00	\$21,475,955	0.00	\$0	0.00
GENERAL REVENUE	\$6,416,116	0.00	\$9,603,564	0.00	\$9,603,564	0.00		0.00
FEDERAL FUNDS	\$9,896,805	0.00	\$11,872,391	0.00	\$11,872,391	0.00		0.00
OTHER FUNDS	\$0	0.00	\$0	0.00	\$0	0.00		0.00

DECISION ITEM DETAIL

Budget Unit	FY 2023	FY 2023	FY 2024	FY 2024	FY 2025	FY 2025	*****	*****
Decision Item	ACTUAL	ACTUAL	BUDGET	BUDGET	DEPT REQ	DEPT REQ	SECURED	SECURED
Budget Object Class	DOLLAR	FTE	DOLLAR	FTE	DOLLAR	FTE	COLUMN	COLUMN
FC/ADOPT BEHAVIORAL								
CORE								
PROGRAM DISTRIBUTIONS	3,857,640	0.00	4,400,000	0.00	4,400,000	0.00	0	0.00
TOTAL - PD	3,857,640	0.00	4,400,000	0.00	4,400,000	0.00	0	0.00
GRAND TOTAL	\$3,857,640	0.00	\$4,400,000	0.00	\$4,400,000	0.00	\$0	0.00
GENERAL REVENUE	\$0	0.00	\$0	0.00	\$0	0.00		0.00
FEDERAL FUNDS	\$3,857,640	0.00	\$4,400,000	0.00	\$4,400,000	0.00		0.00
OTHER FUNDS	\$0	0.00	\$0	0.00	\$0	0.00		0.00

DECISION ITEM DETAIL

Budget Unit	FY 2023	FY 2023	FY 2024	FY 2024	FY 2025	FY 2025	*****	*****
Decision Item	ACTUAL	ACTUAL	BUDGET	BUDGET	DEPT REQ	DEPT REQ	SECURED	SECURED
Budget Object Class	DOLLAR	FTE	DOLLAR	FTE	DOLLAR	FTE	COLUMN	COLUMN
FAM RSRC CNTR-WRIGHT COUNTY								
CORE								
PROGRAM DISTRIBUTIONS	291,000	0.00	300,000	0.00	300,000	0.00	0	0.00
TOTAL - PD	291,000	0.00	300,000	0.00	300,000	0.00	0	0.00
GRAND TOTAL	\$291,000	0.00	\$300,000	0.00	\$300,000	0.00	\$0	0.00
GENERAL REVENUE	\$291,000	0.00	\$300,000	0.00	\$300,000	0.00		0.00
FEDERAL FUNDS	\$0	0.00	\$0	0.00	\$0	0.00		0.00
OTHER FUNDS	\$0	0.00	\$0	0.00	\$0	0.00		0.00

DECISION ITEM DETAIL

Budget Unit	FY 2023	FY 2023	FY 2024	FY 2024	FY 2025	FY 2025	*****	*****
Decision Item	ACTUAL	ACTUAL	BUDGET	BUDGET	DEPT REQ	DEPT REQ	SECURED	SECURED
Budget Object Class	DOLLAR	FTE	DOLLAR	FTE	DOLLAR	FTE	COLUMN	COLUMN
ADOPTION RSC CNTR-CAPE GIRARD								
CORE								
PROGRAM DISTRIBUTIONS	485,000	0.00	500,000	0.00	500,000	0.00	0	0.00
TOTAL - PD	485,000	0.00	500,000	0.00	500,000	0.00	0	0.00
GRAND TOTAL	\$485,000	0.00	\$500,000	0.00	\$500,000	0.00	\$0	0.00
GENERAL REVENUE	\$485,000	0.00	\$500,000	0.00	\$500,000	0.00		0.00
FEDERAL FUNDS	\$0	0.00	\$0	0.00	\$0	0.00		0.00
OTHER FUNDS	\$0	0.00	\$0	0.00	\$0	0.00		0.00

PROGRAM DESCRIPTION

Department: Social Services

HB Section(s): 11.380

Program Name: Family Resource Centers

Program is found in the following core budget(s): Family Resource Centers, FC/Adopt Behavioral, Family Resource Center - Wright County, & Adoption Resource Center - Cape Girardeau

1a. What strategic priority does this program address?

Safety, permanency, and well-being for children impacted by foster care.

1b. What does this program do?

Family Resource Center

The Children's Division contracts with Family Resource Centers to find foster and adoptive families by recruiting and providing support services to meet the needs of foster, adoptive, and guardianship children and families. Family Resource Centers are managed by three non-profit agencies and reach all areas of the state.

Services that may be provided include the following:

- Support groups for youth and foster, adoptive and guardianship families
- Educational services, including training on accessing special education services
- Crisis intervention
- Respite care
- Medical/Behavioral service referrals
- Financial or Material Supports
- Social and Community Activities
- Information Dissemination

Behavioral Interventionist Program and Behavioral Savings

The BI program is designed to deliver services in the home and avoid residential placement for children age 6 and over with significant behavioral issues and/or mental health conditions that cannot be addressed through traditional mental health or behavioral health services. Services are provided by the Behavioral Interventionist, but heavily supported by the parent(s) and licensed therapist if services are currently received by the client. At this time, the contract is in the initial phases of the awarding process.

Community Connection Youth Project (CCYP)

The Community Connections Youth Project (CCYP) directly focuses on increasing the quality of life experienced by young adults impacted by the foster care system. The goal of connecting participating youth to community-based resource providers is to maximize the impact of the health and wellbeing of former foster youth, producing a more effective continuum of care for this population.

CCYP's program model incorporates aspects of the Extreme Recruitment program into a model of voluntary peer case management for youth currently exiting or recently having exited from the foster care system. This model of case management emphasizes the inherent strengths of the youth and builds upon existing (or recruited) resources to produce an increase in the quality of long term outcomes for former foster youth, who have historically had tragic long term outcomes. Because it is used for youth still in foster care and youth who have already aged out of foster care, this is a unique approach to helping these older youth, not currently funded by any other state program.

PROGRAM DESCRIPTION

Department: Social Services

HB Section(s): 11.380

Program Name: Family Resource Centers

Program is found in the following core budget(s): Family Resource Centers, FC/Adopt Behavioral, Family Resource Center - Wright County, & Adoption Resource Center - Cape Girardeau

Extreme Recruitment

Extreme Recruitment (ER) is a 12-20 week intensive intervention to identify relatives and kin for youth awaiting permanency in foster care. The ER staff includes family finders, as well as a private investigator, that mines the records of waiting children and identifies and then locates relatives and kin to be explored for potential placement.

SFY24 Family Resource Center/Programs		
Family Resource Centers	Types of Service Provided	
FosterAdoptConnect– Kansas City , NW	Resource Center Funding	\$ 9,301,971
Adoption Resource Center- Eastern/ FACC	Resource Center Funding	\$ 6,823,650
Adoption Resource Center- Central/ CMFCAA	Resource Center Funding	\$ 7,980,227
Northeast - Hannibal	Resource Center Funding	\$ 250,000
Northeast - Macon	Resource Center Funding	\$ 350,000
Southeast - Cape Girardeau	Resource Center Funding	\$ 485,000
Southeast - Wright CO	Resource Center Funding	\$ 291,000
		<u>\$ 25,481,848</u>

NOTE: Local Investment Commission (LINC) and Areas Resources for Community and Human Resources (ARCHS) subcontract with these agencies for services.

PROGRAM DESCRIPTION

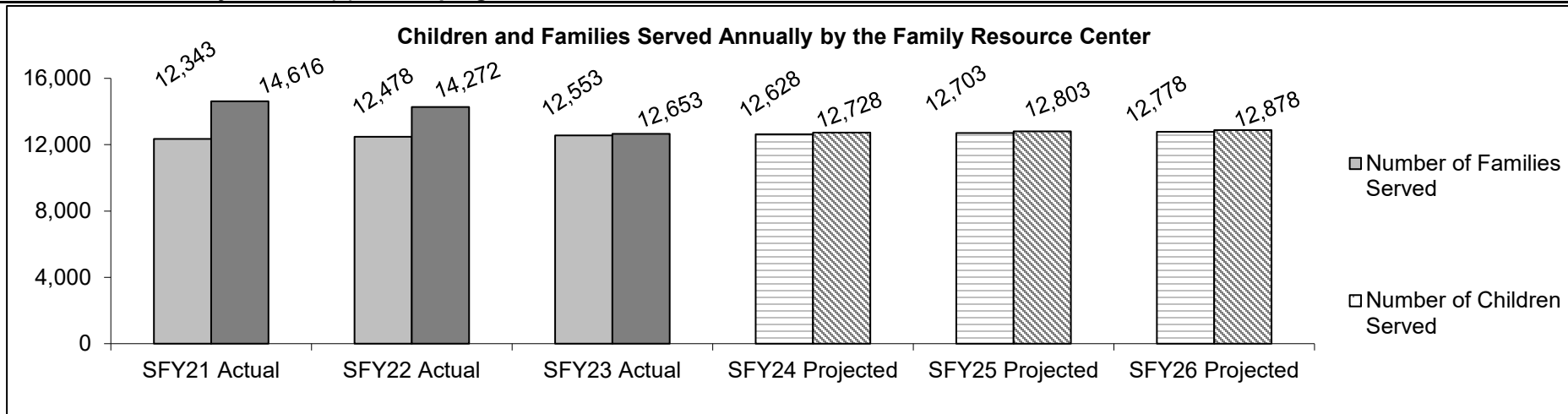
Department: Social Services

HB Section(s): 11.380

Program Name: Family Resource Centers

Program is found in the following core budget(s): Family Resource Centers, FC/Adopt Behavioral, Family Resource Center - Wright County, & Adoption Resource Center - Cape Girardeau

2a. Provide an activity measure(s) for the program.



2b. Provide a measure(s) of the program's quality.

This measure will be updated in December 2023.

PROGRAM DESCRIPTION

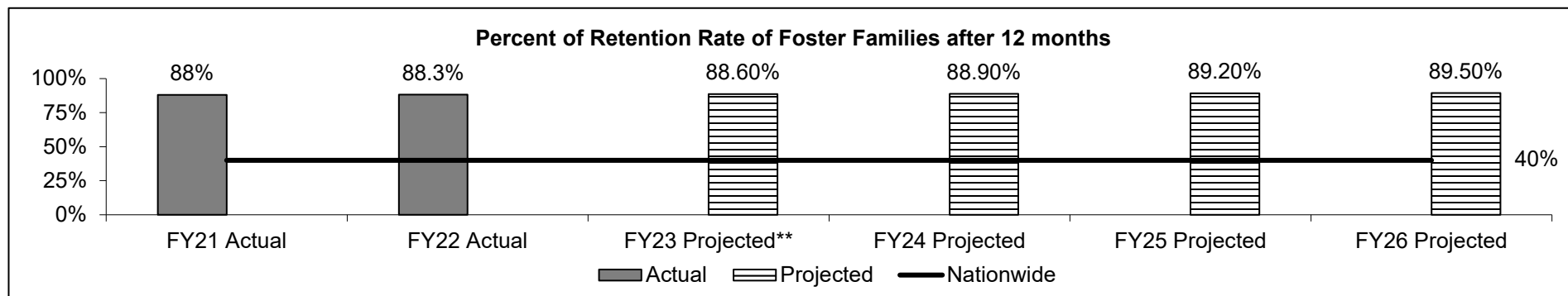
Department: Social Services

HB Section(s): 11.380

Program Name: Family Resource Centers

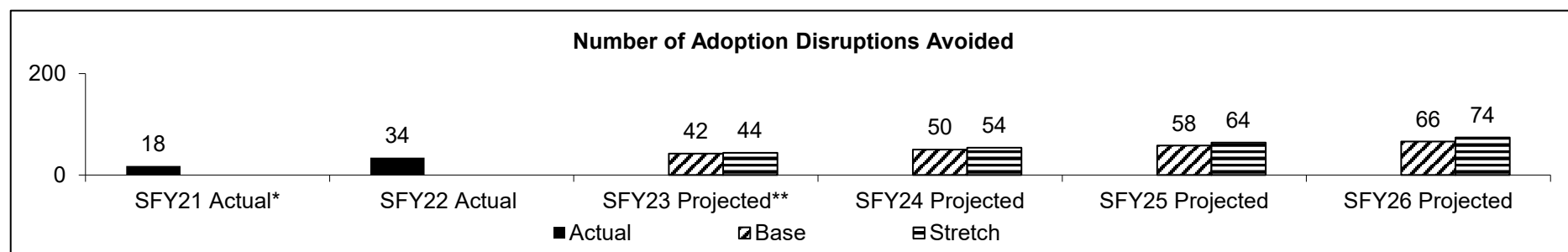
Program is found in the following core budget(s): Family Resource Centers, FC/Adopt Behavioral, Family Resource Center - Wright County, & Adoption Resource Center - Cape Girardeau

2c. Provide a measure(s) of the program's impact.



**Data will be available in December 2023.

2d. Provide a measure(s) of the program's efficiency.



**Data will be available in December 2023.

*SFY21 saw a decrease in avoided adoption disruptions because COVID-19 related impact to the program.

PROGRAM DESCRIPTION

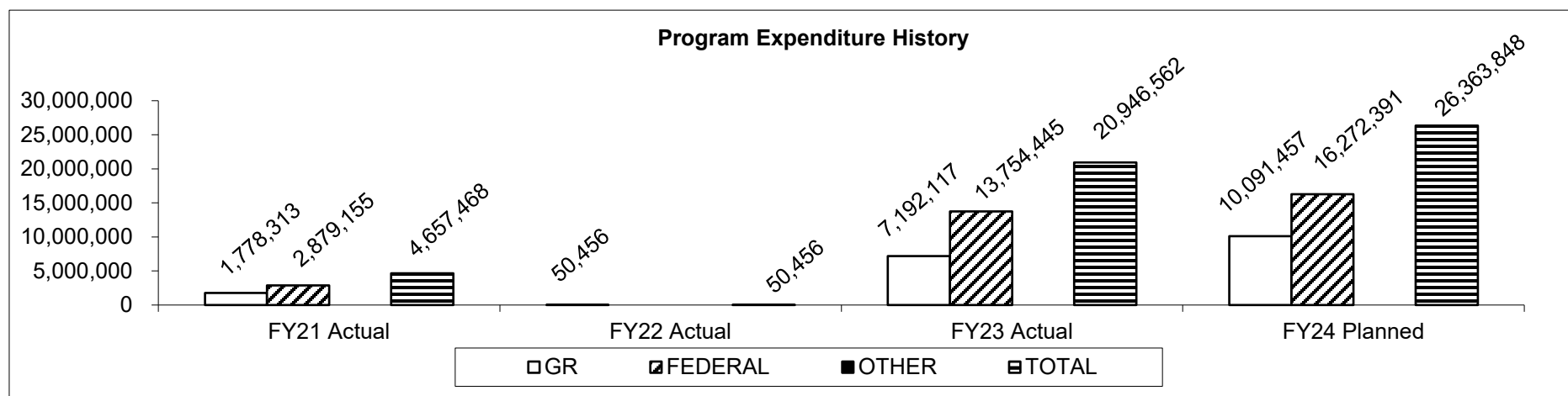
Department: Social Services

HB Section(s): 11.380

Program Name: Family Resource Centers

Program is found in the following core budget(s): Family Resource Centers, FC/Adopt Behavioral, Family Resource Center - Wright County, & Adoption Resource Center - Cape Girardeau

3. Provide actual expenditures for the prior three fiscal years and planned expenditures for the current fiscal year. (Note: Amounts do not include fringe benefit costs.)



Planned FY 2024 expenditures are net of reverted and reserve.

4. What are the sources of the "Other " funds?

N/A

5. What is the authorization for this program, i.e., federal or state statute, etc.? (Include the federal program number, if applicable.)

HB 11 (2022) Section 11.365

6. Are there federal matching requirements? If yes, please explain.

Family Resource Center expenditures are reimbursable at the Title IV-E administrative rate of 50% (50% state match) for Title IV-E allowable expenditures.

7. Is this a federally mandated program? If yes, please explain.

No.

Core – Kinship Navigator FFPSA

CORE DECISION ITEM

Department: Social Services
 Division: Children's Division
 Core: Kinship Navigator FFPSA

Budget Unit: 90213C
 HB Section: 11.380

1. CORE FINANCIAL SUMMARY

	FY 2025 Budget Request			
	GR	Federal	Other	Total
PS	0	0	0	0
EE	0	0	0	0
PSD	0	0	0	0
TRF	0	0	0	0
Total	0	0	0	0
FTE	0.00	0.00	0.00	0.00

	FY 2025 Governor's Recommendation			
	GR	Federal	Other	Total
PS	0	0	0	0
EE	0	0	0	0
PSD	0	0	0	0
TRF	0	0	0	0
Total	0	0	0	0
FTE	0.00	0.00	0.00	0.00

Est. Fringe	0	0	0	0
--------------------	---	---	---	---

Note: Fringes budgeted in House Bill 5 except for certain fringes budgeted directly to MoDOT, Highway Patrol, and Conservation.

Est. Fringe	0	0	0	0
--------------------	---	---	---	---

Note: Fringes budgeted in House Bill 5 except for certain fringes budgeted directly to MoDOT, Highway Patrol, and Conservation.

Other Funds: N/A

Other Funds:

2. CORE DESCRIPTION

Kinship Navigator program assists relative/kinship caregivers in identifying, locating, and accessing programs and services to meet the physical and emotional needs of the children they are raising as well as any needs of the relative/kinship caregiver. This includes assisting relative/kinship providers in obtaining benefits and services, transportation, securing basic needs, mental health resources, parenting information/education, and statewide and local kinship caregiver support groups. This program was established as part of the federal Family First Prevention Services Act (FFPSA) of 2018.

The FY25 Budget Request has been included in the Children's Treatment Services core.

3. PROGRAM LISTING (list programs included in this core funding)

For Kinship Navigator Services

CORE DECISION ITEM

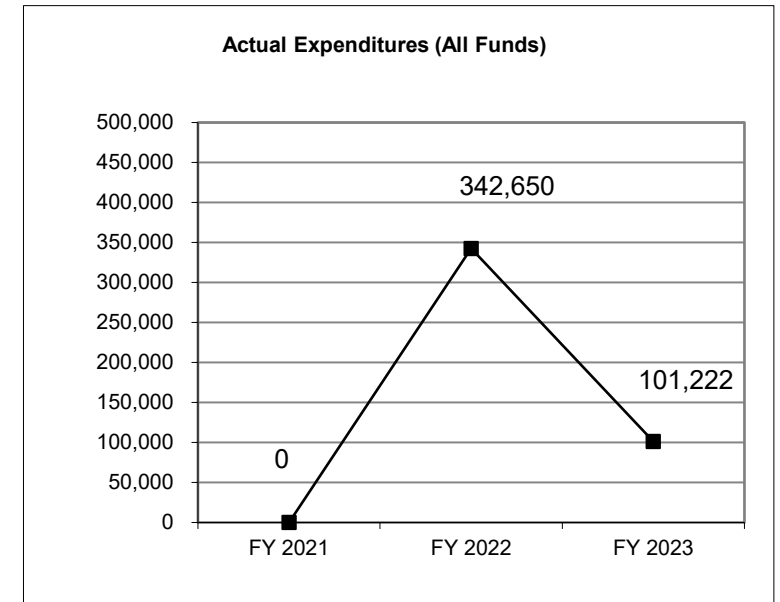
Department: Social Services
Division: Children's Division
Core: Kinship Navigator FFPSA

Budget Unit: 90213C

HB Section: 11.380

4. FINANCIAL HISTORY

	FY 2021 Actual	FY 2022 Actual	FY 2023 Actual	FY 2024 Current Yr.
Appropriation (All Funds)	0	372,318	372,318	372,318
Less Reverted (All Funds)	0	0	0	0
Less Restricted* (All Funds)	0	0	0	0
Budget Authority (All Funds)	0	372,318	372,318	372,318
Actual Expenditures (All Funds)	0	342,650	101,222	N/A
Unexpended (All Funds)	0	29,668	271,096	N/A
Unexpended, by Fund:				
General Revenue	0	0	0	N/A
Federal	0	29,668	271,096	N/A
Other	0	0	0	N/A



Reverted includes statutory reserve amounts (when applicable).

Restricted includes Governor's expenditure restrictions which remained at the end of the fiscal year.

*Current Year restricted amount is as of September 1, 2023.

NOTES:

CORE RECONCILIATION DETAIL

**DEPARTMENT OF SOCIAL SERVICES
KINSHIP NAVIGATOR FFPSA**

5. CORE RECONCILIATION DETAIL

	Budget Class	FTE	GR	Federal	Other	Total	Explanation
TAFP AFTER VETOES							
	PD	0.00	0	372,318	0	372,318	
	Total	0.00	0	372,318	0	372,318	
DEPARTMENT CORE ADJUSTMENTS							
Core Reallocation	520 7640 PD	0.00	0	(372,318)	0	(372,318)	Core reallocation to Children's Treatment Services HB 11.330.
NET DEPARTMENT CHANGES		0.00	0	(372,318)	0	(372,318)	
DEPARTMENT CORE REQUEST							
	PD	0.00	0	0	0	0	
	Total	0.00	0	0	0	0	
GOVERNOR'S RECOMMENDED CORE							
	PD	0.00	0	0	0	0	
	Total	0.00	0	0	0	0	

DECISION ITEM SUMMARY

Budget Unit									
Decision Item	FY 2023	FY 2023	FY 2024	FY 2024	FY 2025	FY 2025	*****	*****	
Budget Object Summary	ACTUAL	ACTUAL	BUDGET	BUDGET	DEPT REQ	DEPT REQ	SECURED	SECURED	
Fund	DOLLAR	FTE	DOLLAR	FTE	DOLLAR	FTE	COLUMN	COLUMN	
KINSHIP NAVIGATOR FFPSA									
CORE									
EXPENSE & EQUIPMENT									
DEPT OF SOC SERV FEDERAL & OTH	101,222	0.00	0	0.00	0	0.00	0	0.00	
TOTAL - EE	101,222	0.00	0	0.00	0	0.00	0	0.00	
PROGRAM-SPECIFIC									
DEPT OF SOC SERV FEDERAL & OTH	0	0.00	372,318	0.00	0	0.00	0	0.00	
TOTAL - PD	0	0.00	372,318	0.00	0	0.00	0	0.00	
TOTAL	101,222	0.00	372,318	0.00	0	0.00	0	0.00	
GRAND TOTAL	\$101,222	0.00	\$372,318	0.00	\$0	0.00	\$0	0.00	

DECISION ITEM DETAIL

Budget Unit	FY 2023	FY 2023	FY 2024	FY 2024	FY 2025	FY 2025	*****	*****
Decision Item	ACTUAL	ACTUAL	BUDGET	BUDGET	DEPT REQ	DEPT REQ	SECURED	SECURED
Budget Object Class	DOLLAR	FTE	DOLLAR	FTE	DOLLAR	FTE	COLUMN	COLUMN
KINSHIP NAVIGATOR FFPSA								
CORE								
COMMUNICATION SERV & SUPP	103	0.00	0	0.00	0	0.00	0	0.00
PROFESSIONAL SERVICES	101,119	0.00	0	0.00	0	0.00	0	0.00
TOTAL - EE	101,222	0.00	0	0.00	0	0.00	0	0.00
PROGRAM DISTRIBUTIONS	0	0.00	372,318	0.00	0	0.00	0	0.00
TOTAL - PD	0	0.00	372,318	0.00	0	0.00	0	0.00
GRAND TOTAL	\$101,222	0.00	\$372,318	0.00	\$0	0.00	\$0	0.00
GENERAL REVENUE	\$0	0.00	\$0	0.00	\$0	0.00		0.00
FEDERAL FUNDS	\$101,222	0.00	\$372,318	0.00	\$0	0.00		0.00
OTHER FUNDS	\$0	0.00	\$0	0.00	\$0	0.00		0.00

PROGRAM DESCRIPTION

Department: Social Services

HB Section(s): 11.380

Program Name: Kinship Navigator FFPSA

Program is found in the following core budget(s): Kinship Navigator FFPSA

1a. What strategic priority does this program address?

Safety and well-being for children and youth.

1b. What does this program do?

Kinship Navigator Program assist both formal and informal relative/kinship caregivers in learning about, finding, and using program and services to meet the physical and emotional needs of the children they are raising and their own needs, and promote effective partnerships among public and private agencies to ensure kinship caregiver families are served. DSS-Children's Division partnered with the University of Missouri-ParentLink, as its contractor to:

- (A) coordinate with other State and local agencies that promote service coordination or provides information and referral services, including the 2-1-1 information systems, to avoid duplication or fragmentation of services to kinship care families;
- (B) plan and operate in consultation with kinship caregivers and organizations representing them, youth raised by kinship caregivers, relevant government agencies, and relevant community-based or faith based organizations through the Missouri Kinship Navigator Steering Committee;
- (C) establish an informational and referral system, Missouri Kinship Navigator toll-free line (1-833-KIN-4-KID, 1-833-546-4543) that is answered by Master level ParentLink staff that link kinship caregivers, kinship support group facilitators, and kinship service providers to each other; eligibility and enrollment information for Federal, State, and local benefits; relevant training to assist kinship caregivers in caregiving and in obtaining benefits and services; and relevant legal assistance and help in obtaining legal services;
- (D) provide outreach to kinship care families, including by establishing, distributing, and updating a kinship care website (<https://education.missouri.edu/navigators/>) and other relevant guides or outreach materials;
- (E) promote partnerships between public and private agencies, including schools, community based or faith-based organizations, and relevant government agencies, to increase their knowledge of the needs of kinship care families and other individuals who are willing and able to be foster parents for children in foster care under the responsibility of the State who are themselves parents to promote better services for those families; and
- (F) support any other activities designed to assist kinship caregivers in obtaining benefits and services to improve their caregiving.

PROGRAM DESCRIPTION

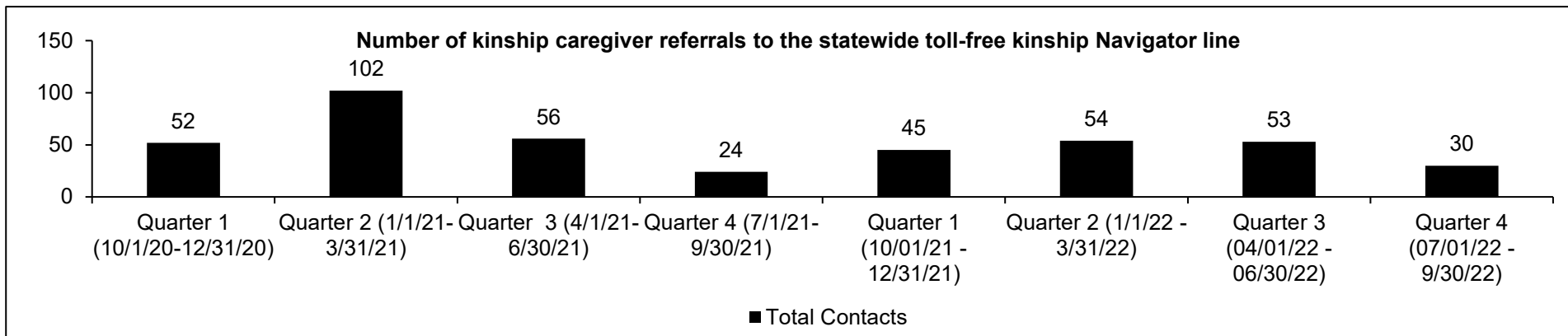
Department: Social Services

HB Section(s): 11.380

Program Name: Kinship Navigator FFPSA

Program is found in the following core budget(s): Kinship Navigator FFPSA

2a. Provide an activity measure(s) for the program.



*This measure will be updated in December 2023.

2b. Provide a measure(s) of the program's quality.

In FY24 the Children's Division will be able to measure quality of services provided to Kinship Caregivers, based on the results of responses which will be received through surveys completed by evaluators and focus groups attended by evaluators. ParentLink Kinship Navigator Evaluations are in the process of being conducted at the University of Missouri IPP.

2c. Provide a measure(s) of the program's impact.

Kinship care and a measure of one or more of the following target outcomes: increased safety, permanency, and child well-being, will be measured using the data accumulated after the evaluations are received.

2d. Provide a measure(s) of the program's efficiency.

The evaluations received will provide measures of the program's efficiency.

PROGRAM DESCRIPTION

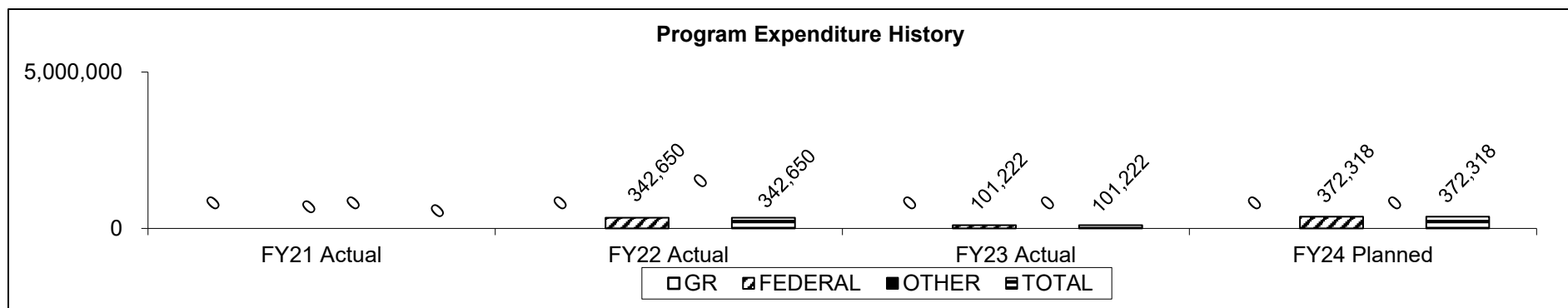
Department: Social Services

HB Section(s): 11.380

Program Name: Kinship Navigator FFPSA

Program is found in the following core budget(s): Kinship Navigator FFPSA

3. Provide actual expenditures for the prior three fiscal years and planned expenditures for the current fiscal year. (Note: Amounts do not include fringe benefit costs.)



Planned FY 2024 expenditures are net of reverted and reserves.

4. What are the sources of the "Other " funds?

N/A

5. What is the authorization for this program, i.e., federal or state statute, etc.? (Include the federal program number, if applicable.)

Federal authorization, The Family First Prevention Services Act (FFPSA) which allows title IV-E agencies to receive funding for kinship navigator programs that meet certain criteria. To help title IV-E agencies prepare to participate in the new title IV-E Kinship Navigator Program funding option while program models eligible for title IV-E reimbursement are being identified, Congress, through annual appropriation has funding appropriated under title IV-B, subpart 2 of the Social Security Act in each of FYs 2018 -2021. [Title IV-B, subpart 2 funding is to support the development, enhancement, or evaluation of kinship navigator programs.] These are federal fiscal year (FY) 2021 funds, provided in P.L.116-260, Division H of the *Consolidated Appropriations Act, 2021* , enacted December 27, 2020.

6. Are there federal matching requirements? If yes, please explain.

Federal matching requirements under the current IV-B Kinship Navigator Funding (option of future 50% matching)

7. Is this a federally mandated program? If yes, please explain.

No

Core – Transitional Living

CORE DECISION ITEM

Department: Social Services
 Division: Children's Division
 Core: Transitional Living

Budget Unit: 90207C
 HB Section: 11.385

1. CORE FINANCIAL SUMMARY

FY 2025 Budget Request					FY 2025 Governor's Recommendation				
	GR	Federal	Other	Total		GR	Federal	Other	Total
PS	0	0	0	0	PS	0	0	0	0
EE	0	0	0	0	EE	0	0	0	0
PSD	1,947,584	671,303	0	2,618,887	PSD	0	0	0	0
TRF	0	0	0	0	TRF	0	0	0	0
Total	1,947,584	671,303	0	2,618,887	Total	0	0	0	0
FTE	0.00	0.00	0.00	0.00	FTE	0.00	0.00	0.00	0.00

Est. Fringe	0	0	0	0
--------------------	---	---	---	---

Note: Fringes budgeted in House Bill 5 except for certain fringes budgeted directly to MoDOT, Highway Patrol, and Conservation.

Est. Fringe	0	0	0	0
--------------------	---	---	---	---

Note: Fringes budgeted in House Bill 5 except for certain fringes budgeted directly to MoDOT, Highway Patrol, and Conservation.

Other Funds: N/A

Other Funds:

2. CORE DESCRIPTION

The purpose of the Transitional Living Program (TLP) is to facilitate moving youth from structured family or residential settings to adult independence in group homes, apartments, or with advocates. These funds are paid directly to the youth in the advocate program, and to contractors for group home and apartment programs. Youth in TLP are typically moving from a residential treatment program to a planned permanent living arrangement. The program provides oversight, life skills teaching, and supervision to ensure the transition is successful.

3. PROGRAM LISTING (list programs included in this core funding)

Transitional Living

CORE DECISION ITEM

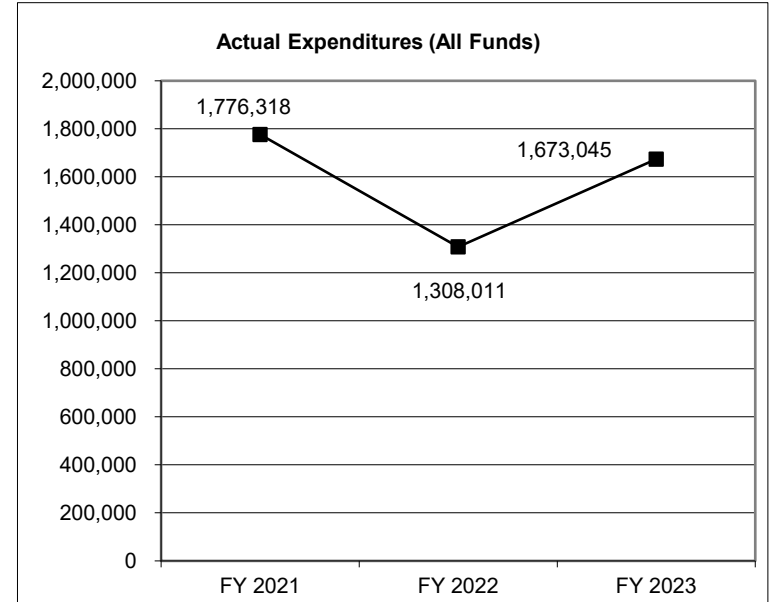
Department: Social Services
Division: Children's Division
Core: Transitional Living

Budget Unit: 90207C

HB Section: 11.385

4. FINANCIAL HISTORY

	FY 2021 Actual	FY 2022 Actual	FY 2023 Actual	FY 2024 Current Yr.
Appropriation (All Funds)	2,318,887	2,318,887	2,398,887	2,618,887
Less Reverted (All Funds)	0	0	0	0
Less Restricted* (All Funds)	0	0	0	0
Budget Authority (All Funds)	2,318,887	2,318,887	2,398,887	2,618,887
Actual Expenditures (All Funds)	1,776,318	1,308,011	1,673,045	N/A
Unexpended (All Funds)	542,569	1,010,876	725,842	N/A
Unexpended, by Fund:				
General Revenue	472,920	1,010,087	429,631	N/A
Federal	69,649	789	296,211	N/A
Other	0	0	0	N/A
	(1)			



Reverted includes statutory reserve amounts (when applicable).

Restricted includes Governor's expenditure restrictions which remained at the end of the fiscal year.

*Current Year restricted amount is as of September 1, 2023.

NOTES:

(1) FY21 - There was a core reduction of \$600,000 (\$450,000 GR and \$150,000 FF) due to projected lapse.

CORE RECONCILIATION DETAIL

**DEPARTMENT OF SOCIAL SERVICES
TRANSITIONAL LIVING**

5. CORE RECONCILIATION DETAIL

	Budget Class	FTE	GR	Federal	Other	Total	Explanation
TAFP AFTER VETOES							
	PD	0.00	1,947,584	671,303	0	2,618,887	
	Total	0.00	1,947,584	671,303	0	2,618,887	
DEPARTMENT CORE REQUEST							
	PD	0.00	1,947,584	671,303	0	2,618,887	
	Total	0.00	1,947,584	671,303	0	2,618,887	
GOVERNOR'S RECOMMENDED CORE							
	PD	0.00	1,947,584	671,303	0	2,618,887	
	Total	0.00	1,947,584	671,303	0	2,618,887	

DECISION ITEM SUMMARY

Budget Unit									
Decision Item	FY 2023	FY 2023	FY 2024	FY 2024	FY 2025	FY 2025	*****	*****	
Budget Object Summary	ACTUAL	ACTUAL	BUDGET	BUDGET	DEPT REQ	DEPT REQ	SECURED	SECURED	
Fund	DOLLAR	FTE	DOLLAR	FTE	DOLLAR	FTE	COLUMN	COLUMN	
TRANSITIONAL LIVING									
CORE									
PROGRAM-SPECIFIC									
GENERAL REVENUE	1,387,953	0.00	1,947,584	0.00	1,947,584	0.00	0	0.00	
DEPT OF SOC SERV FEDERAL & OTH	285,092	0.00	671,303	0.00	671,303	0.00	0	0.00	
TOTAL - PD	1,673,045	0.00	2,618,887	0.00	2,618,887	0.00	0	0.00	
TOTAL	1,673,045	0.00	2,618,887	0.00	2,618,887	0.00	0	0.00	
GRAND TOTAL	\$1,673,045	0.00	\$2,618,887	0.00	\$2,618,887	0.00	\$0	0.00	

FLEXIBILITY REQUEST FORM

BUDGET UNIT NUMBER:	90205C/90207C	DEPARTMENT:	Social Services
BUDGET UNIT NAME:	Independent Living/Transitional Living	DIVISION:	Children's Division
HOUSE BILL SECTION:	11.385		

1. Provide the amount by fund of personal service flexibility and the amount by fund of expense and equipment flexibility you are requesting in dollar and percentage terms and explain why the flexibility is needed. If flexibility is being requested among divisions, provide the amount by fund of flexibility you are requesting in dollar and percentage terms and explain why the flexibility is needed.

DEPARTMENT REQUEST

10% flexibility is requested between the following sections: 11.075 (DLS Permanency Attorneys), 11.330 (Children's Treatment Services), 11.335 (Foster Care), 11.340 (Foster Care Maintenance), 11.355 (Residential Treatment), 11.375 (Adoption Subsidy), 11.375 (Guardianship Subsidy), 11.380 (Foster Care and Adoption savings), and 11.385 (Independent and Transitional Living).

2. Estimate how much flexibility will be used for the budget year. How much flexibility was used in the Prior Year Budget and the Current Year Budget? Please specify the amount.

PRIOR YEAR ACTUAL AMOUNT OF FLEXIBILITY USED	CURRENT YEAR ESTIMATED AMOUNT OF FLEXIBILITY THAT WILL BE USED	BUDGET REQUEST ESTIMATED AMOUNT OF FLEXIBILITY THAT WILL BE USED
\$220,000	DSS will flex up to 10% between sections.	Up to 10% flexibility will be used.

3. Please explain how flexibility was used in the prior and/or current years.

PRIOR YEAR EXPLAIN ACTUAL USE	CURRENT YEAR EXPLAIN PLANNED USE
Flexed to Foster Care Transportation to cover FACES payroll expenditures.	Flexibility allows for CD to move authority between program sections to ensure payroll obligations are met and services continue to be provided without disruption or delay. Flex allows CD to shift authority to sections where there is need. The DLS Permanency section pays for non-reoccurring legal fees which pass through FACES payroll. Expenditures are based on the placement and needs of the children who come into CD custody. This flexibility will allow CD to adjust the to needs of the children who come into care.

DECISION ITEM DETAIL

Budget Unit	FY 2023	FY 2023	FY 2024	FY 2024	FY 2025	FY 2025	*****	*****
Decision Item	ACTUAL	ACTUAL	BUDGET	BUDGET	DEPT REQ	DEPT REQ	SECURED	SECURED
Budget Object Class	DOLLAR	FTE	DOLLAR	FTE	DOLLAR	FTE	COLUMN	COLUMN
TRANSITIONAL LIVING								
CORE								
PROGRAM DISTRIBUTIONS	1,673,045	0.00	2,618,887	0.00	2,618,887	0.00	0	0.00
TOTAL - PD	1,673,045	0.00	2,618,887	0.00	2,618,887	0.00	0	0.00
GRAND TOTAL	\$1,673,045	0.00	\$2,618,887	0.00	\$2,618,887	0.00	\$0	0.00
GENERAL REVENUE	\$1,387,953	0.00	\$1,947,584	0.00	\$1,947,584	0.00		0.00
FEDERAL FUNDS	\$285,092	0.00	\$671,303	0.00	\$671,303	0.00		0.00
OTHER FUNDS	\$0	0.00	\$0	0.00	\$0	0.00		0.00

PROGRAM DESCRIPTION

Department: Social Services

HB Section(s): 11.385

Program Name: Transitional Living

Program is found in the following core budget(s): Transitional Living

1a. What strategic priority does this program address?

Safety and wellbeing for foster youth while transitioning to economic stability.

1b. What does this program do?

The purpose of the Children's Division Transitional Living Program (TLP) is to facilitate youth moving from structured family or residential settings to adult independence in group homes, apartments, or with advocates. This program is available for youth ages 16 and over, who are moving from a structured family or residential setting and whose permanency plan is independence, or for youth who have re-entered care. The placement is focused on the youth receiving life skills teaching designed to prepare the youth for independence. Placement types in TLP include group homes and single/scattered-site apartments, and the Transitional Living Advocate program. Entry into TLP must be planned by the youth's Family Support Team and authorized by the Children's Division.

Desired outcomes include increasing the number of youth who:

- Have resources to meet their living expenses
- Have a safe and stable place to live
- Are successfully working toward completion of academic/vocational goals
- Have positive personal relationships with adults in the community
- Are avoiding high-risk behaviors
- Are able to access needed physical and mental health services
- Have or can obtain essential documents

Transitional Living Group Home and Single/Scattered Site Apartments

The Transitional Living Program is appropriate for older youth who require guidance, coaching, and mentoring in a safe and supervised environment to learn independent living skills in a community setting. Desired outcomes include education, employment, self-sufficiency, and community involvement.

Transitional Living Advocacy Program (TLA)

The Transitional Living Advocate (TLA) program provides a safe and familiar setting for youth to live and continue life skills training. Youth in this setting receive encouragement and guidance with regard to employment, education, and/or training to prepare for a successful transition from Children's Division custody. The advocate for the youth must be at least age 21, maybe married or single, and is willing to provide the time, a home, supervision, and support needed by the youth transitioning out of care. TLAs must have flexible attitudes and expectations for the youth during this time of transition. They must have an understanding of adolescent behavior, and be able to allow the youth to make mistakes and deal with consequences. Communication is essential when working with youth as well as allowing the youth to form value systems. The advocate is aware of community resources that will support the youth's endeavors and must be willing to assist the youth in accessing services, including educational support, job readiness training, physical/mental health, and money management. This type of placement is crucial to the youth's successful transition to adulthood.

PROGRAM DESCRIPTION

Department: Social Services

HB Section(s): 11.385

Program Name: Transitional Living

Program is found in the following core budget(s): Transitional Living

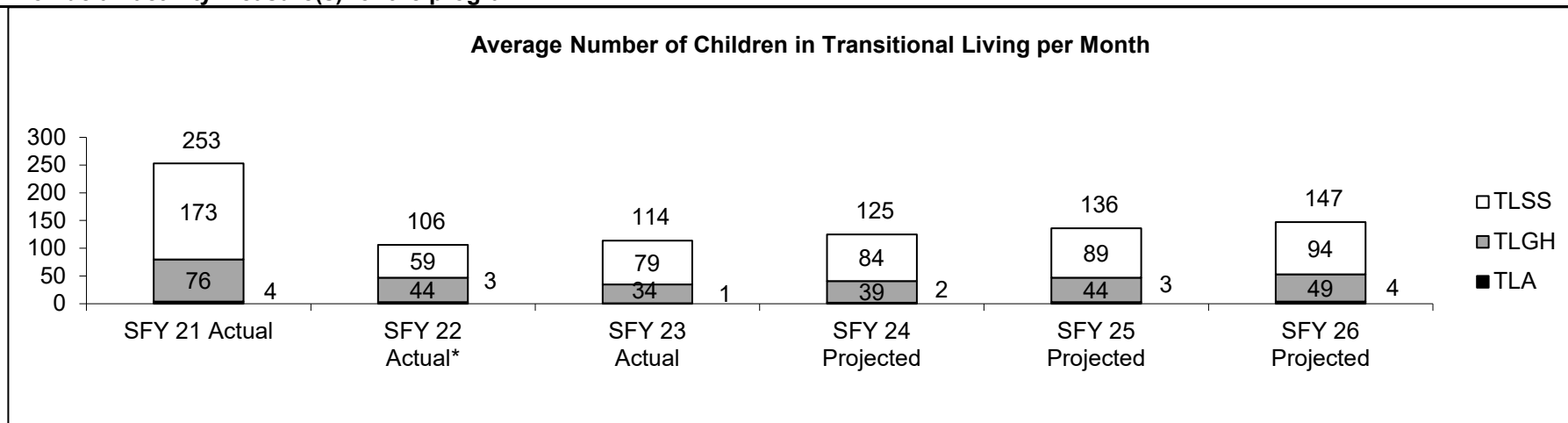
Transitional Living Group Home (TLGH)

The Transitional Living Group Home is a licensed and contracted Residential Care Agency operating a site dedicated solely for residents, ages 16 through age 18, who have a goal of "another planned permanent living arrangement." The program allows the residents to learn and practice life skills in a group setting with on-site supervision in accordance with residential treatment facility licensing rules. It offers youth the opportunity to transition smoothly from a more restrictive environment to a less restrictive setting, based on the readiness of the youth.

Transitional Living Single/Scattered Site Apartments (TLSS)

Scattered site apartments are an approved and contracted living arrangement dedicated solely to resident(s), age 18 through 20, who have demonstrated the ability to make responsible decisions, maintain employment, and have a clear understanding of the financial and emotional demands of living independently and who have a plan of independent living. The program intent allows the resident(s) to learn and practice life skills and prepare for the future in an apartment setting. Youth receive support and guidance, however supervision is minimal.

2a. Provide an activity measure(s) for the program.



*FY22 decrease was due to COVID-19 pandemic safety measure reduced the number of new youth accepted in facilities.

TLA is Transitional Living Advocates (home-based settings)

TLGH is Transitional Living Group Homes (supervised group setting)

TLSS is Transitional Living Scattered Sites (community placement, including apartments; limited to those 18 and over)

PROGRAM DESCRIPTION

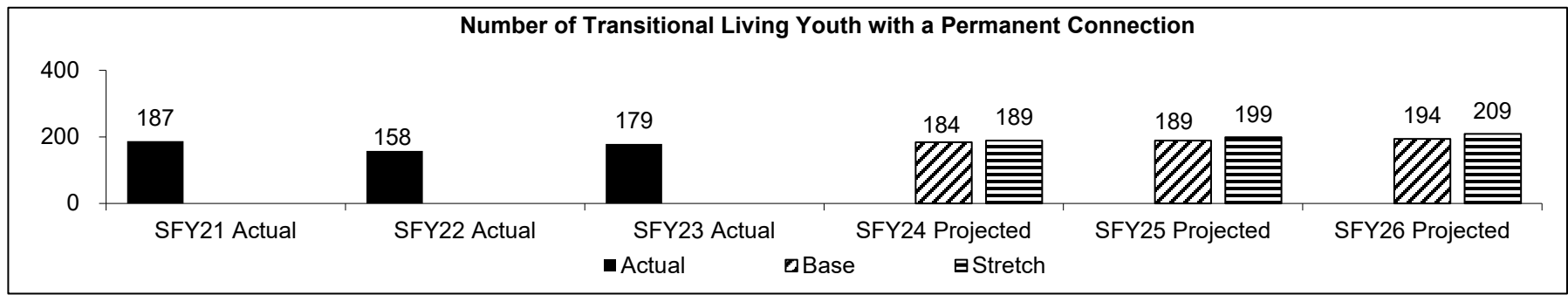
Department: Social Services

HB Section(s): 11.385

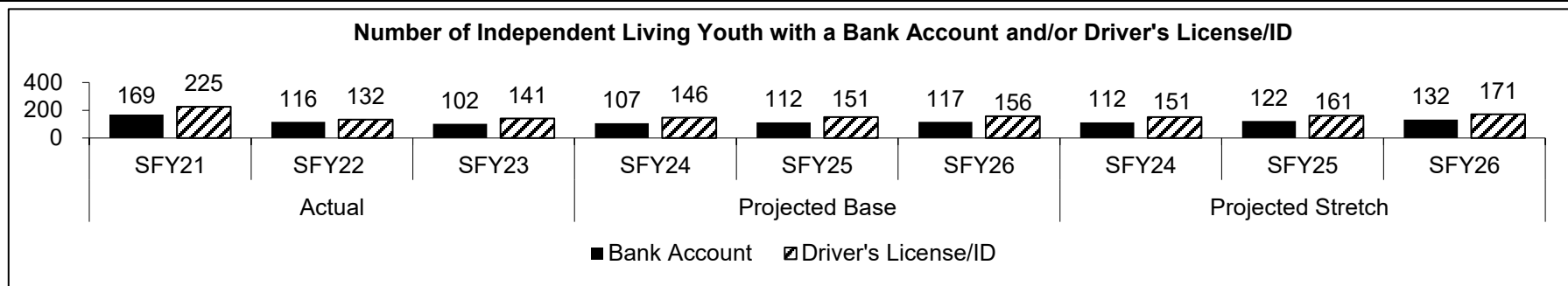
Program Name: Transitional Living

Program is found in the following core budget(s): Transitional Living

2b. Provide a measure(s) of the program's quality.



2c. Provide a measure(s) of the program's impact.



PROGRAM DESCRIPTION

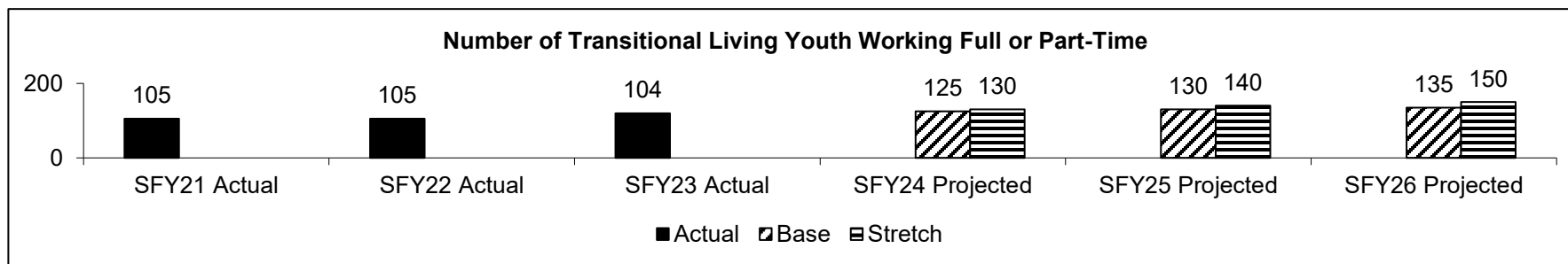
Department: Social Services

HB Section(s): 11.385

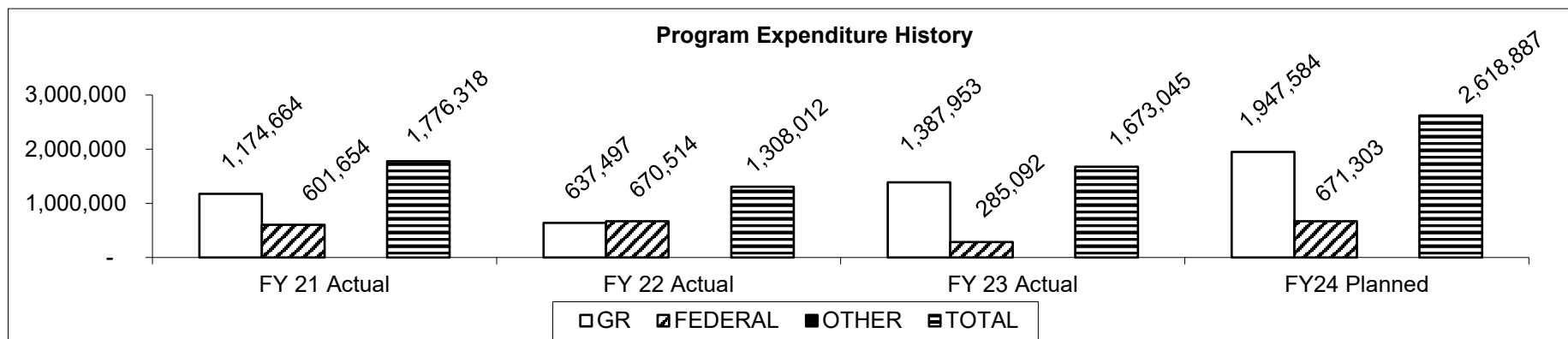
Program Name: Transitional Living

Program is found in the following core budget(s): Transitional Living

2d. Provide a measure(s) of the program's efficiency.



3. Provide actual expenditures for the prior three fiscal years and planned expenditures for the current fiscal year. (Note: Amounts do not include fringe benefit costs.)



PROGRAM DESCRIPTION

Department: Social Services

HB Section(s): 11.385

Program Name: Transitional Living

Program is found in the following core budget(s): Transitional Living

4. What are the sources of the "Other " funds?

N/A

5. What is the authorization for this program, i.e., federal or state statute, etc.? (Include the federal program number, if applicable.)

State statute: Sections 207.010 and 207.020, RSMo.;

Federal: 42 USC Sections 670 and 5101.

6. Are there federal matching requirements? If yes, please explain.

For expenditure purposes, children and youth receiving services from the Children's Division are grouped into two categories - Homeless Dependent and Neglected (HDN) and IV-E. Expenditures for HDN children and youth are 100% state-funded, while expenditures on behalf of IV-E children and youth are eligible for federal funding. The IV-E program rate of federal reimbursement is the FMAP (Federal Medical Assistance Percentage). The FMAP fluctuates annually based on state and national economic and population data, but generally, the state matching requirement is around 35% and the federal match 65%. There is a 50% state match (50% federal earned) for IV-E administrative costs.

7. Is this a federally mandated program? If yes, please explain.

The federal Child Welfare Act and the federal Child Abuse Prevention and Treatment Act obligate Missouri to prepare children who were abused and neglected and were in CD care. Administrative activities related to these obligations would be considered mandatory.

Core – Independent Living

CORE DECISION ITEM

Department: Social Services
 Division: Children's Division
 Core: Independent Living

Budget Unit: 90205C
 HB Section: 11.385

1. CORE FINANCIAL SUMMARY

	FY 2025 Budget Request			
	GR	Federal	Other	Total
PS	0	0	0	0
EE	0	116,137	0	116,137
PSD	0	2,883,779	0	2,883,779
TRF	0	0	0	0
Total	0	2,999,916	0	2,999,916
FTE	0.00	0.00	0.00	0.00

	FY 2025 Governor's Recommendation			
	GR	Federal	Other	Total
PS	0	0	0	0
EE	0	0	0	0
PSD	0	0	0	0
TRF	0	0	0	0
Total	0	0	0	0
FTE	0.00	0.00	0.00	0.00

Est. Fringe	0	0	0	0
--------------------	---	---	---	---

Note: Fringes budgeted in House Bill 5 except for certain fringes budgeted directly to MoDOT, Highway Patrol, and Conservation.

Est. Fringe	0	0	0	0
--------------------	---	---	---	---

Note: Fringes budgeted in House Bill 5 except for certain fringes budgeted directly to MoDOT, Highway Patrol, and Conservation.

Other Funds: N/A

Other Funds:

2. CORE DESCRIPTION

The Children's Division Chafee Foster Care program assists foster and former foster youth in achieving positive outcomes in their transition to independent adulthood. Chafee services assist youth in achieving their own goals for self-sufficiency and to ensure youth recognize and accept responsibility in preparation for and transitioning to adulthood.

The Chafee Foster Care Independence Program:

- Provides funding for independent living activities;
- Offers assistance for young people ages 18 to 20 who have left foster care for emergency/crisis intervention services;
- Emphasizes the importance of securing permanent families for young people in foster care;
- Expands the opportunity for states to offer Medicaid to young people transitioning from care; and
- Increases state accountability for outcomes for young people transitioning from foster care.

3. PROGRAM LISTING (list programs included in this core funding)

Independent Living

CORE DECISION ITEM

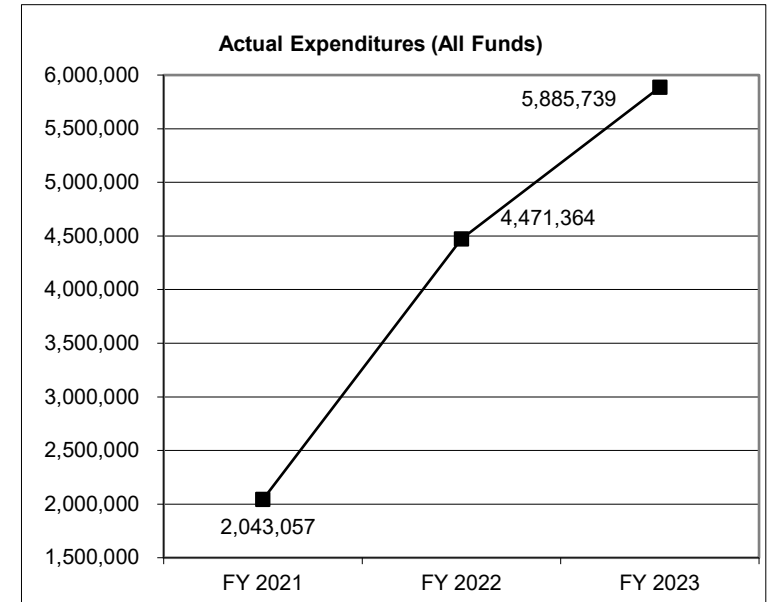
Department: Social Services
Division: Children's Division
Core: Independent Living

Budget Unit: 90205C

HB Section: 11.385

4. FINANCIAL HISTORY

	FY 2021 Actual	FY 2022 Actual	FY 2023 Actual	FY 2024 Current Yr.
Appropriation (All Funds)	4,703,380	13,220,777	12,180,141	2,999,916
Less Reverted (All Funds)	0	0	0	0
Less Restricted (All Funds)	0	0	0	0
Budget Authority (All Funds)	4,703,380	13,220,777	12,180,141	2,999,916
Actual Expenditures (All Funds)	2,043,057	4,471,364	5,885,739	N/A
Unexpended (All Funds)	2,660,323	8,749,413	6,294,402	N/A
Unexpended, by Fund:				
General Revenue	0	0	0	N/A
Federal	2,660,323	8,749,413	6,294,402	N/A
Other	0	0	0	N/A
	(1)	(2)	(3)	(4)



Reverted includes statutory reserve amounts (when applicable).

Restricted includes Governor's expenditure restrictions which remained at the end of the fiscal year.

*Current Year restricted amount is as of September 1, 2023.

NOTES:

(1) FY 21 - COVID-19 related decrease in ability to expend funds/provide services during a portion of FY21.

(2) FY22 - \$10,220,877 FF was approved in the budget for Chafee foster care independence grant which caused the increase in appropriated funds.

(3) FY23 - A reduction of stimulus fund core by \$1,040,636 FF.

(4) FY24 - The decrease in appropriation is due to the one-time COVID relief funds ending.

CORE RECONCILIATION DETAIL

**DEPARTMENT OF SOCIAL SERVICES
INDEPENDENT LIVING**

5. CORE RECONCILIATION DETAIL

	Budget Class	FTE	GR	Federal	Other	Total	Explanation
TAFP AFTER VETOES							
	EE	0.00	0	116,137	0	116,137	
	PD	0.00	0	2,883,779	0	2,883,779	
	Total	0.00	0	2,999,916	0	2,999,916	
DEPARTMENT CORE REQUEST							
	EE	0.00	0	116,137	0	116,137	
	PD	0.00	0	2,883,779	0	2,883,779	
	Total	0.00	0	2,999,916	0	2,999,916	
GOVERNOR'S RECOMMENDED CORE							
	EE	0.00	0	116,137	0	116,137	
	PD	0.00	0	2,883,779	0	2,883,779	
	Total	0.00	0	2,999,916	0	2,999,916	

DECISION ITEM SUMMARY

Budget Unit									
Decision Item	FY 2023	FY 2023	FY 2024	FY 2024	FY 2025	FY 2025	*****	*****	
Budget Object Summary	ACTUAL	ACTUAL	BUDGET	BUDGET	DEPT REQ	DEPT REQ	SECURED	SECURED	
Fund	DOLLAR	FTE	DOLLAR	FTE	DOLLAR	FTE	COLUMN	COLUMN	
INDEPENDENT LIVING									
CORE									
EXPENSE & EQUIPMENT									
DEPT OF SOC SERV FEDERAL & OTH	107,564	0.00	116,137	0.00	116,137	0.00	0	0.00	
DSS FEDERAL STIMULUS	21,162	0.00	0	0.00	0	0.00	0	0.00	
TOTAL - EE	128,726	0.00	116,137	0.00	116,137	0.00	0	0.00	
PROGRAM-SPECIFIC									
DEPT OF SOC SERV FEDERAL & OTH	2,361,884	0.00	2,883,779	0.00	2,883,779	0.00	0	0.00	
DSS FEDERAL STIMULUS	3,395,129	0.00	0	0.00	0	0.00	0	0.00	
TOTAL - PD	5,757,013	0.00	2,883,779	0.00	2,883,779	0.00	0	0.00	
TOTAL	5,885,739	0.00	2,999,916	0.00	2,999,916	0.00	0	0.00	
GRAND TOTAL	\$5,885,739	0.00	\$2,999,916	0.00	\$2,999,916	0.00	\$0	0.00	

FLEXIBILITY REQUEST FORM

BUDGET UNIT NUMBER:	90205C/90207C	DEPARTMENT:	Social Services
BUDGET UNIT NAME:	Independent Living/Transitional Living	DIVISION:	Children's Division
HOUSE BILL SECTION:	11.385		

1. Provide the amount by fund of personal service flexibility and the amount by fund of expense and equipment flexibility you are requesting in dollar and percentage terms and explain why the flexibility is needed. If flexibility is being requested among divisions, provide the amount by fund of flexibility you are requesting in dollar and percentage terms and explain why the flexibility is needed.

DEPARTMENT REQUEST

10% flexibility is requested between the following sections: 11.075 (DLS Permanency Attorneys), 11.330 (Children's Treatment Services), 11.335 (Foster Care), 11.340 (Foster Care Maintenance), 11.355 (Residential Treatment), 11.375 (Adoption Subsidy), 11.375 (Guardianship Subsidy), 11.380 (Foster Care and Adoption savings), and 11.385 (Independent and Transitional Living).

2. Estimate how much flexibility will be used for the budget year. How much flexibility was used in the Prior Year Budget and the Current Year Budget? Please specify the amount.

PRIOR YEAR ACTUAL AMOUNT OF FLEXIBILITY USED	CURRENT YEAR ESTIMATED AMOUNT OF FLEXIBILITY THAT WILL BE USED	BUDGET REQUEST ESTIMATED AMOUNT OF FLEXIBILITY THAT WILL BE USED
\$220,000	DSS will flex up to 10% between sections.	Up to 10% flexibility will be used.

3. Please explain how flexibility was used in the prior and/or current years.

PRIOR YEAR EXPLAIN ACTUAL USE	CURRENT YEAR EXPLAIN PLANNED USE
Flexed to Foster Care Transportation to cover FACES payroll expenditures.	Flexibility allows for CD to move authority between program sections to ensure payroll obligations are met and services continue to be provided without disruption or delay. Flex allows CD to shift authority to sections where there is need. The DLS Permanency section pays for non-reoccurring legal fees which pass through FACES payroll. Expenditures are based on the placement and needs of the children who come into CD custody. This flexibility will allow CD to adjust the to needs of the children who come into care.

DECISION ITEM DETAIL

Budget Unit	FY 2023	FY 2023	FY 2024	FY 2024	FY 2025	FY 2025	*****	*****
Decision Item	ACTUAL	ACTUAL	BUDGET	BUDGET	DEPT REQ	DEPT REQ	SECURED	SECURED
Budget Object Class	DOLLAR	FTE	DOLLAR	FTE	DOLLAR	FTE	COLUMN	COLUMN
INDEPENDENT LIVING								
CORE								
TRAVEL, IN-STATE	64,138	0.00	41,453	0.00	41,453	0.00	0	0.00
TRAVEL, OUT-OF-STATE	6,528	0.00	0	0.00	0	0.00	0	0.00
SUPPLIES	0	0.00	1	0.00	1	0.00	0	0.00
PROFESSIONAL DEVELOPMENT	16,870	0.00	0	0.00	0	0.00	0	0.00
PROFESSIONAL SERVICES	26,467	0.00	10,000	0.00	10,000	0.00	0	0.00
BUILDING LEASE PAYMENTS	1,590	0.00	30,000	0.00	30,000	0.00	0	0.00
MISCELLANEOUS EXPENSES	13,133	0.00	34,683	0.00	34,683	0.00	0	0.00
TOTAL - EE	128,726	0.00	116,137	0.00	116,137	0.00	0	0.00
PROGRAM DISTRIBUTIONS	5,757,013	0.00	2,883,779	0.00	2,883,779	0.00	0	0.00
TOTAL - PD	5,757,013	0.00	2,883,779	0.00	2,883,779	0.00	0	0.00
GRAND TOTAL	\$5,885,739	0.00	\$2,999,916	0.00	\$2,999,916	0.00	\$0	0.00
GENERAL REVENUE	\$0	0.00	\$0	0.00	\$0	0.00		0.00
FEDERAL FUNDS	\$5,885,739	0.00	\$2,999,916	0.00	\$2,999,916	0.00		0.00
OTHER FUNDS	\$0	0.00	\$0	0.00	\$0	0.00		0.00

PROGRAM DESCRIPTION

Department: Social Services

HB Section(s):

11.385

Program Name: Independent Living

Program is found in the following core budget(s): Independent Living

1a. What strategic priority does this program address?

Safety and wellbeing for foster youth while transitioning to economic stability.

1b. What does this program do?

The Children's Division Chafee Foster Care program assists foster and former foster youth in achieving positive outcomes in their transition to independent adulthood through life skills teaching. Youth are referred by their case manager to a contracted provider. Chafee services are used to assist youth in achieving their own goals for self-sufficiency, and to ensure youth recognize and accept responsibility in preparation for and transitioning to adulthood. This appropriation also provides support for Chafee services for youth in Transitional Living Placements.

The Chafee Foster Care Independence Program (CFCIP) serves the following purposes:

- To help children who are likely to remain in foster care until 18 years of age and beyond make a successful, self-sufficient, and productive transition to adulthood
- To provide personal and emotional support to children aging out of foster care, through the promotion of interactions with dedicated adult mentors
- To provide financial, housing, counseling, employment, education, and other appropriate support services to former foster care recipients between 18 and 20 and youth who obtained adoption or legal guardianship after age 16 years of age to complement their own efforts to achieve self-sufficiency
- Assist youth who are likely to remain in foster care until age 18 years of age with regular, on-going opportunities to engage in age or developmentally-appropriate activities
- To assist youth who are likely to remain in foster care until 18 years of age receive the education, training, and services necessary to obtain employment
- To assist youth who are likely to remain in foster care until 18 years of age prepare for and enter post-secondary training and education institutions

Chafee funds are also utilized to continue supporting Missouri's Aftercare program for youth who have exited state custody at age 18 or older but have not yet reached age 20. Additionally, funds are used for the administration and facilitation of foster youth advisory boards.

Many services are available through the Chafee Foster Care Program. Contractors provide services to all foster youth, ages 14 through 20, who are referred to the program. Services focus on academic achievement, job readiness, community services and support, youth leadership, and independent living skills. Contractors assess the needs of each individual youth and provide necessary life skills training, or assist the youth in obtaining appropriate resources.

Provider	Region
LINC	KC Region
The Community Partnership	Maries, Phelps, Pulaski and Texas Counties
Preferred Family Healthcare Inc.	Southeast and Southwest
Epworth Children & Family Services	St. Louis City and County
Preferred Family Healthcare Inc.	Northeast
Preferred Family Healthcare Inc.	Northwest

PROGRAM DESCRIPTION

Department: Social Services

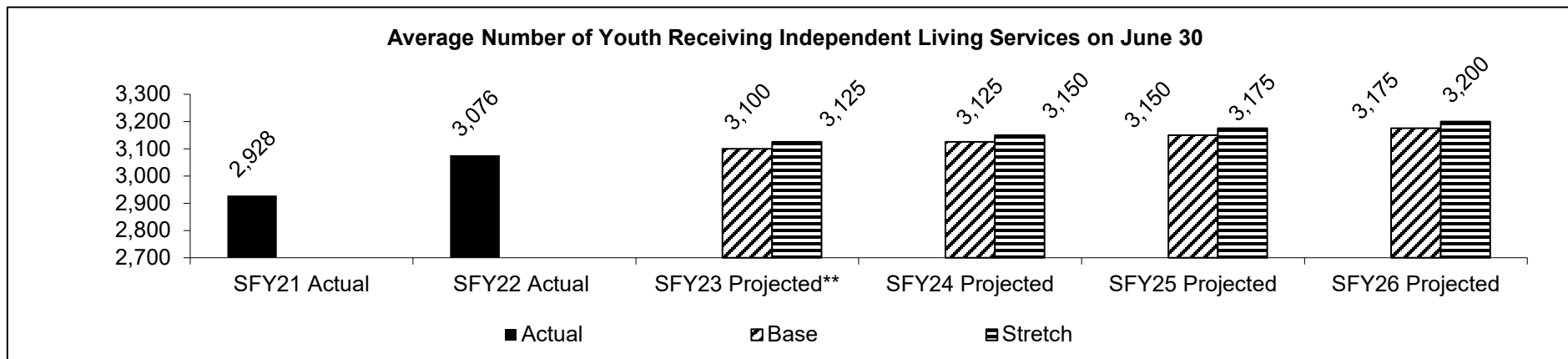
HB Section(s):

11.385

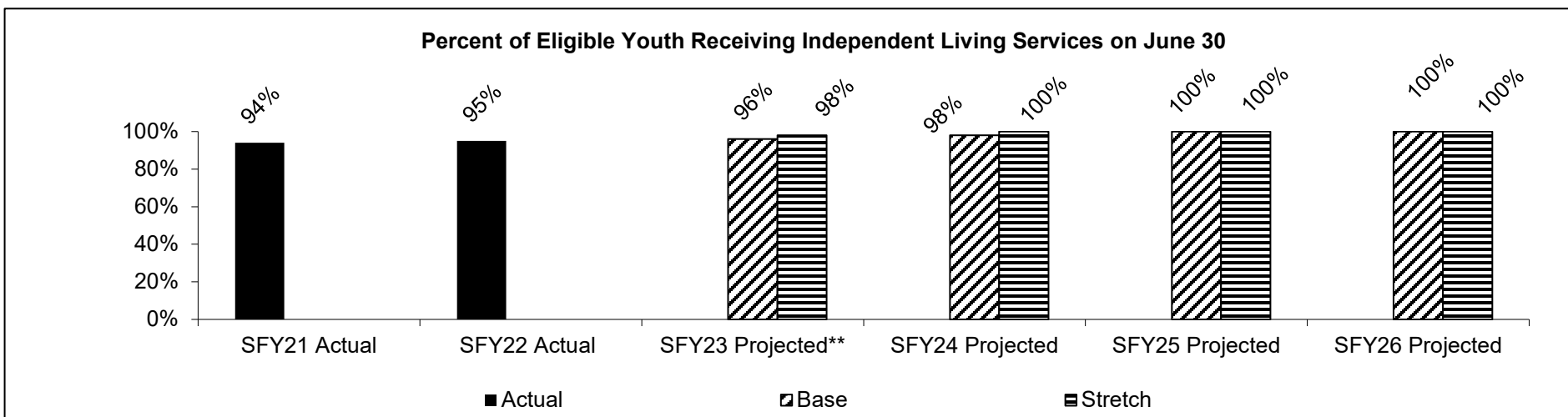
Program Name: Independent Living

Program is found in the following core budget(s): Independent Living

2a. Provide an activity measure(s) for the program.



**Data will be available in December 2023.



**Data will be available in December 2023.

PROGRAM DESCRIPTION

Department: Social Services

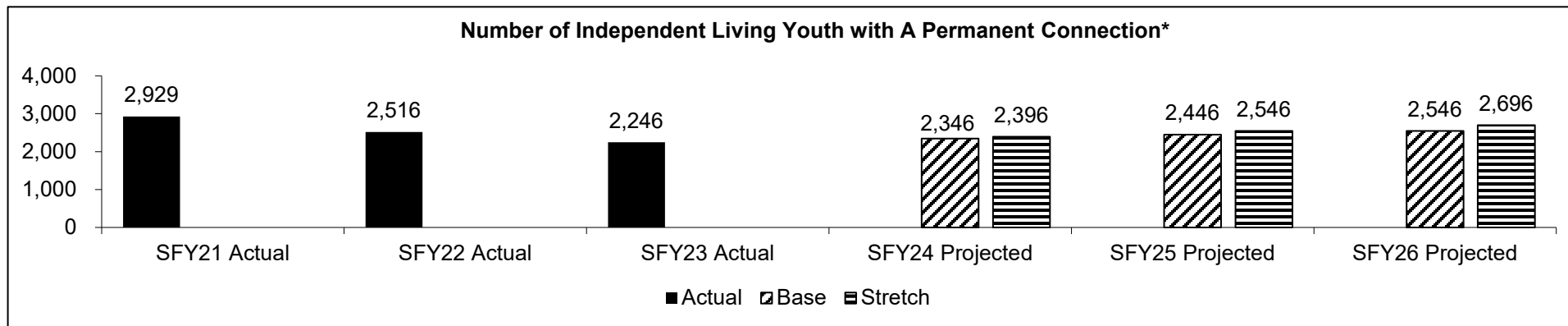
HB Section(s):

11.385

Program Name: Independent Living

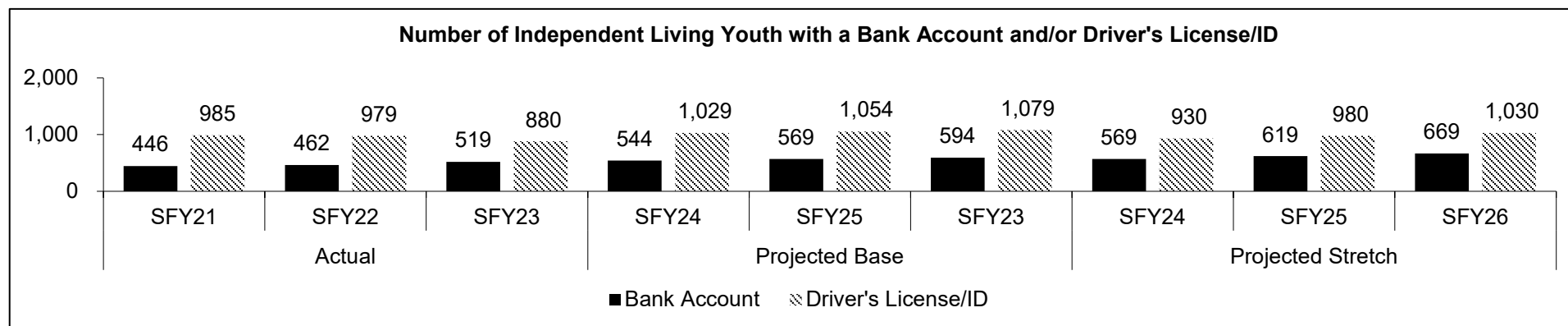
Program is found in the following core budget(s): Independent Living

2b. Provide a measure(s) of the program's quality.



* Youth who have at least one permanent connection.

2c. Provide a measure(s) of the program's impact.



PROGRAM DESCRIPTION

Department: Social Services

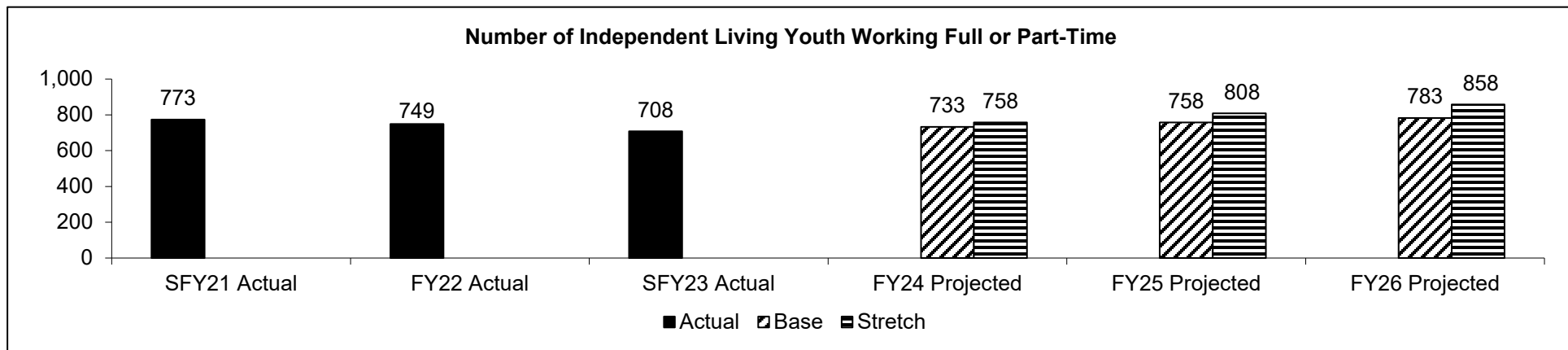
HB Section(s):

11.385

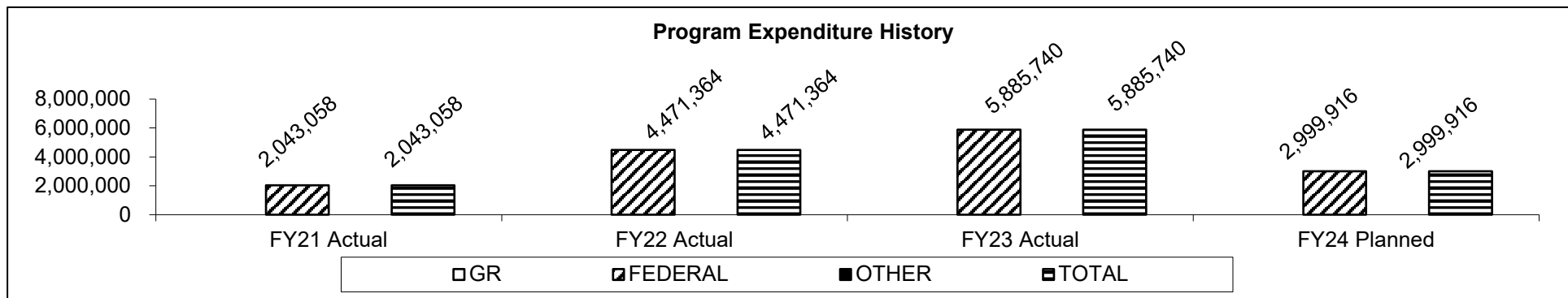
Program Name: Independent Living

Program is found in the following core budget(s): Independent Living

2d. Provide a measure(s) of the program's efficiency.



3. Provide actual expenditures for the prior three fiscal years and planned expenditures for the current fiscal year. (Note: Amounts do not include fringe benefit costs.)



PROGRAM DESCRIPTION

Department: Social Services

HB Section(s):

11.385

Program Name: Independent Living

Program is found in the following core budget(s): Independent Living

4. What are the sources of the "Other " funds?

N/A

5. What is the authorization for this program, i.e., federal or state statute, etc.? (Include the federal program number, if applicable.)

State statute: Sections 207.010, 207.020, and 210.001 RSMo.; Federal law: P.L. 99-272.

6. Are there federal matching requirements? If yes, please explain.

Expenditures are paid with funding from the Chafee Grant, which has a 20% state match requirement. The requirement is met by expenditures from other appropriations.

7. Is this a federally mandated program? If yes, please explain.

Independent Living is a federally funded and mandated program.

Core – Child Assessment Centers

CORE DECISION ITEM

Department: Social Services
Division: Children's Division
Core: Child Assessment Centers

Budget Unit: 90212C
HB Section: 11.390

1. CORE FINANCIAL SUMMARY

	FY 2025 Budget Request					FY 2025 Governor's Recommendation			
	GR	Federal	Other	Total		GR	Federal	Other	Total
PS	0	0	0	0	PS	0	0	0	0
EE	0	0	0	0	EE	0	0	0	0
PSD	2,249,475	1,700,000	501,048	4,450,523	PSD	0	0	0	0
TRF	0	0	0	0	TRF	0	0	0	0
Total	2,249,475	1,700,000	501,048	4,450,523	Total	0	0	0	0
FTE	0.00	0.00	0.00	0.00	FTE	0.00	0.00	0.00	0.00

Est. Fringe	0	0	0	0
--------------------	---	---	---	---

Note: Fringes budgeted in House Bill 5 except for certain fringes budgeted directly to MoDOT, Highway Patrol, and Conservation.

Est. Fringe	0	0	0	0
--------------------	---	---	---	---

Note: Fringes budgeted in House Bill 5 except for certain fringes budgeted directly to MoDOT, Highway Patrol, and Conservation.

Other Funds: Health Initiatives Fund (0275) - \$501,048

Other Funds:

2. CORE DESCRIPTION

The Children's Division Child Advocacy Center program provides an avenue for victims of child abuse and neglect, to be interviewed by a trained forensic interviewer about their abuse in a child-friendly, neutral, and culturally sensitive environment, and provides medical, mental health, and advocacy services to children and their families. This appropriation funds operating expenses such as salaries, equipment, facility costs, etc. for Child Advocacy Centers.

3. PROGRAM LISTING (list programs included in this core funding)

Child Advocacy Centers

CORE DECISION ITEM

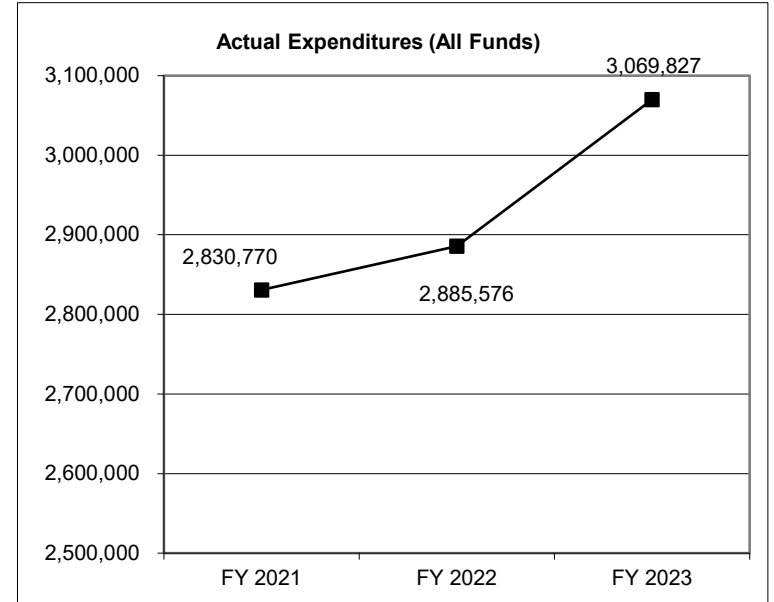
Department: Social Services
Division: Children's Division
Core: Child Assessment Centers

Budget Unit: 90212C

HB Section: 11.390

4. FINANCIAL HISTORY

	FY 2021 Actual	FY 2022 Actual	FY 2023 Actual	FY 2024 Current Yr.
Appropriation (All Funds)	2,950,523	2,950,523	3,550,523	4,450,523
Less Reverted (All Funds)	(64,515)	(64,515)	(102,015)	(82,515)
Less Restricted (All Funds)	0	0	0	0
Budget Authority (All Funds)	2,886,008	2,886,008	3,448,508	4,368,008
Actual Expenditures (All Funds)	2,830,770	2,885,576	3,069,827	N/A
Unexpended (All Funds)	55,238	432	378,681	N/A
Unexpended, by Fund:				
General Revenue	14,760	0	378,681	N/A
Federal	35,692	432	0	N/A
Other	4,786	0	0	N/A
			(1)	



Reverted includes statutory reserve amounts (when applicable).

Restricted includes Governor's expenditure restrictions which remained at the end of the fiscal year.

*Current Year restricted amount is as of September 1, 2023.

NOTES:

(1) FY23 - Appropriation for the KC Child Advocacy Center (\$650,000 GR).

CORE DECISION ITEM

Department: Social Services
 Division: Children's Division
 Core: KC Child Advocacy Center

Budget Unit: 90228C

HB Section: 11.390

1. CORE FINANCIAL SUMMARY

	FY 2025 Budget Request					FY 2025 Governor's Recommendation			
	GR	Federal	Other	Total		GR	Federal	Other	Total
PS	0	0	0	0	PS	0	0	0	0
EE	0	0	0	0	EE	0	0	0	0
PSD	650,000	0	0	650,000	PSD	0	0	0	0
TRF	0	0	0	0	TRF	0	0	0	0
Total	650,000	0	0	650,000	Total	0	0	0	0
FTE	0.00	0.00	0.00	0.00	FTE	0.00	0.00	0.00	0.00

Est. Fringe	0	0	0	0
--------------------	---	---	---	---

Note: Fringes budgeted in House Bill 5 except for certain fringes budgeted directly to MoDOT, Highway Patrol, and Conservation.

Est. Fringe	0	0	0	0
--------------------	---	---	---	---

Note: Fringes budgeted in House Bill 5 except for certain fringes budgeted directly to MoDOT, Highway Patrol, and Conservation.

Other Funds: N/A

Other Funds:

2. CORE DESCRIPTION

The Children's Division Child Advocacy Center program provides an avenue for victims of child abuse and neglect, to be interviewed by a trained forensic interviewer about their abuse in a child-friendly, neutral, and culturally sensitive environment, and provides medical, mental health, and advocacy services to children and their families. This appropriation funds operating expenses such as salaries, equipment, facility costs, etc. for Child Advocacy Centers.

3. PROGRAM LISTING (list programs included in this core funding)

KC Child Advocacy Center

CORE DECISION ITEM

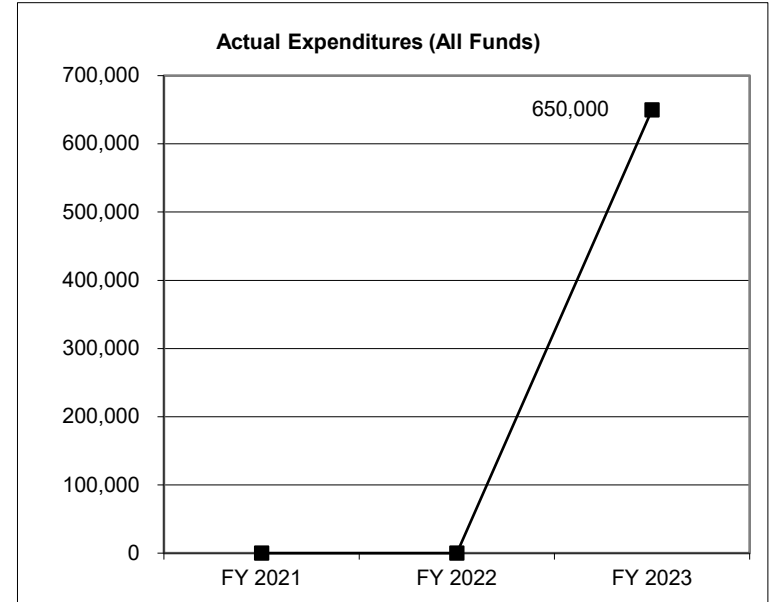
Department: Social Services
Division: Children's Division
Core: KC Child Advocacy Center

Budget Unit: 90228C

HB Section: 11.390

4. FINANCIAL HISTORY

	FY 2021 Actual	FY 2022 Actual	FY 2023 Actual	FY 2024 Current Yr.
Appropriation (All Funds)	0	0	650,000	650,000
Less Reverted (All Funds)	0	0	0	(19,500)
Less Restricted (All Funds)	0	0	0	0
Budget Authority (All Funds)	0	0	650,000	630,500
Actual Expenditures (All Funds)	0	0	650,000	N/A
Unexpended (All Funds)	0	0	0	N/A
Unexpended, by Fund:				
General Revenue	0	0	0	N/A
Federal	0	0	0	N/A
Other	0	0	0	N/A
			(1)	



Reverted includes statutory reserve amounts (when applicable).

Restricted includes Governor's expenditure restrictions which remained at the end of the fiscal year.

*Current Year restricted amount is as of September 1, 2023.

NOTES:

(1) FY23 - Appropriation for the KC Child Advocacy Center (\$650,000 GR).

CORE RECONCILIATION DETAIL

**DEPARTMENT OF SOCIAL SERVICES
CHILD ASSESSMENT CENTERS**

5. CORE RECONCILIATION DETAIL

	Budget Class	FTE	GR	Federal	Other	Total	Explanation
TAFP AFTER VETOES							
	PD	0.00	2,249,475	1,700,000	501,048	4,450,523	
	Total	0.00	2,249,475	1,700,000	501,048	4,450,523	
DEPARTMENT CORE REQUEST							
	PD	0.00	2,249,475	1,700,000	501,048	4,450,523	
	Total	0.00	2,249,475	1,700,000	501,048	4,450,523	
GOVERNOR'S RECOMMENDED CORE							
	PD	0.00	2,249,475	1,700,000	501,048	4,450,523	
	Total	0.00	2,249,475	1,700,000	501,048	4,450,523	

CORE RECONCILIATION DETAIL

**DEPARTMENT OF SOCIAL SERVICES
KC CHILD ADVOCACY CENTER**

5. CORE RECONCILIATION DETAIL

	Budget Class	FTE	GR	Federal	Other	Total	Explanation
TAFP AFTER VETOES							
	PD	0.00	650,000	0	0	650,000	
	Total	0.00	650,000	0	0	650,000	
DEPARTMENT CORE ADJUSTMENTS							
1x Expenditures	1342 2505 PD	0.00	(650,000)	0	0	(650,000)	One-time Reduction
	NET DEPARTMENT CHANGES	0.00	(650,000)	0	0	(650,000)	
DEPARTMENT CORE REQUEST							
	PD	0.00	0	0	0	0	
	Total	0.00	0	0	0	0	
GOVERNOR'S RECOMMENDED CORE							
	PD	0.00	0	0	0	0	
	Total	0.00	0	0	0	0	

DECISION ITEM SUMMARY

Budget Unit								
Decision Item	FY 2023	FY 2023	FY 2024	FY 2024	FY 2025	FY 2025	*****	*****
Budget Object Summary	ACTUAL	ACTUAL	BUDGET	BUDGET	DEPT REQ	DEPT REQ	SECURED	SECURED
Fund	DOLLAR	FTE	DOLLAR	FTE	DOLLAR	FTE	COLUMN	COLUMN
CHILD ASSESSMENT CENTERS								
CORE								
PROGRAM-SPECIFIC								
GENERAL REVENUE	1,783,810	0.00	2,249,475	0.00	2,249,475	0.00	0	0.00
DEPT OF SOC SERV FEDERAL & OTH	800,000	0.00	1,700,000	0.00	1,700,000	0.00	0	0.00
HEALTH INITIATIVES	486,017	0.00	501,048	0.00	501,048	0.00	0	0.00
TOTAL - PD	3,069,827	0.00	4,450,523	0.00	4,450,523	0.00	0	0.00
TOTAL	3,069,827	0.00	4,450,523	0.00	4,450,523	0.00	0	0.00
GRAND TOTAL	\$3,069,827	0.00	\$4,450,523	0.00	\$4,450,523	0.00	\$0	0.00

DECISION ITEM SUMMARY

Budget Unit									
Decision Item	FY 2023	FY 2023	FY 2024	FY 2024	FY 2025	FY 2025	*****	*****	
Budget Object Summary	ACTUAL	ACTUAL	BUDGET	BUDGET	DEPT REQ	DEPT REQ	SECURED	SECURED	
Fund	DOLLAR	FTE	DOLLAR	FTE	DOLLAR	FTE	COLUMN	COLUMN	
KC CHILD ADVOCACY CENTER									
CORE									
PROGRAM-SPECIFIC									
GENERAL REVENUE	650,000	0.00	650,000	0.00	0	0.00	0	0.00	
TOTAL - PD	650,000	0.00	650,000	0.00	0	0.00	0	0.00	
TOTAL	650,000	0.00	650,000	0.00	0	0.00	0	0.00	
GRAND TOTAL	\$650,000	0.00	\$650,000	0.00	\$0	0.00	\$0	0.00	

DECISION ITEM DETAIL

Budget Unit	FY 2023	FY 2023	FY 2024	FY 2024	FY 2025	FY 2025	*****	*****
Decision Item	ACTUAL	ACTUAL	BUDGET	BUDGET	DEPT REQ	DEPT REQ	SECURED	SECURED
Budget Object Class	DOLLAR	FTE	DOLLAR	FTE	DOLLAR	FTE	COLUMN	COLUMN
CHILD ASSESSMENT CENTERS								
CORE								
PROGRAM DISTRIBUTIONS	3,069,827	0.00	4,450,523	0.00	4,450,523	0.00	0	0.00
TOTAL - PD	3,069,827	0.00	4,450,523	0.00	4,450,523	0.00	0	0.00
GRAND TOTAL	\$3,069,827	0.00	\$4,450,523	0.00	\$4,450,523	0.00	\$0	0.00
GENERAL REVENUE	\$1,783,810	0.00	\$2,249,475	0.00	\$2,249,475	0.00		0.00
FEDERAL FUNDS	\$800,000	0.00	\$1,700,000	0.00	\$1,700,000	0.00		0.00
OTHER FUNDS	\$486,017	0.00	\$501,048	0.00	\$501,048	0.00		0.00

DECISION ITEM DETAIL

Budget Unit	FY 2023	FY 2023	FY 2024	FY 2024	FY 2025	FY 2025	*****	*****
Decision Item	ACTUAL	ACTUAL	BUDGET	BUDGET	DEPT REQ	DEPT REQ	SECURED	SECURED
Budget Object Class	DOLLAR	FTE	DOLLAR	FTE	DOLLAR	FTE	COLUMN	COLUMN
KC CHILD ADVOCACY CENTER								
CORE								
PROGRAM DISTRIBUTIONS	650,000	0.00	650,000	0.00	0	0.00	0	0.00
TOTAL - PD	650,000	0.00	650,000	0.00	0	0.00	0	0.00
GRAND TOTAL	\$650,000	0.00	\$650,000	0.00	\$0	0.00	\$0	0.00
GENERAL REVENUE	\$650,000	0.00	\$650,000	0.00	\$0	0.00		0.00
FEDERAL FUNDS	\$0	0.00	\$0	0.00	\$0	0.00		0.00
OTHER FUNDS	\$0	0.00	\$0	0.00	\$0	0.00		0.00

PROGRAM DESCRIPTION

Department: Social Services

HB Section(s): 11.390

Program Name: Child Advocacy Centers

Program is found in the following core budget(s): Child Advocacy Centers & KC Child Advocacy Center

1a. What strategic priority does this program address?

Protecting children from abuse/neglect.

1b. What does this program do?

The Children's Division Child Advocacy Center (CAC) program provides victims of child abuse and neglect an avenue to be interviewed by a trained forensic interviewer about their abuse in a child-friendly, neutral, and culturally sensitive environment, and provides medical, mental health, and advocacy services to children and their families.

Forensic interviews are conducted in a culturally competent manner by forensic interviewers trained in a nationally recognized, research-based curriculum that includes child development, linguistics, and child abuse issues. The Children's Division makes grants to the CACs. The funds are used for expenses needed to operate the centers such as salaries, equipment, facility costs, etc. MO Kids First, the organization which represents CACs, develops the funding plan for distribution of these funds, which is then reviewed and implemented by the Department. Current Child Advocacy Centers are as follows:

FY 24 Contracted Amount per Child Assessment Center

Child Advocacy Center	Contracted Amt.
KC Advocacy Center	\$630,500
Lakes Area CAC	\$46,000
Southeast Missouri CAC	\$228,092
Clay-Platte County CAC	\$200,879
Boone County CAC	\$316,936
Jefferson County CAC	\$363,296
Joplin CAC	\$370,583
Jackson County CAC	\$342,683
Camden County CAC	\$245,759
Pettis County CAC	\$224,488
Greene County CAC	\$459,586
St. Charles County CAC	\$486,900
Buchanan County CAC	\$230,677
Ozark Foothills CAC	\$167,224
North Central MO CAC	\$211,466
Greater St. Louis CAC	\$473,436
Total	\$4,998,507

PROGRAM DESCRIPTION

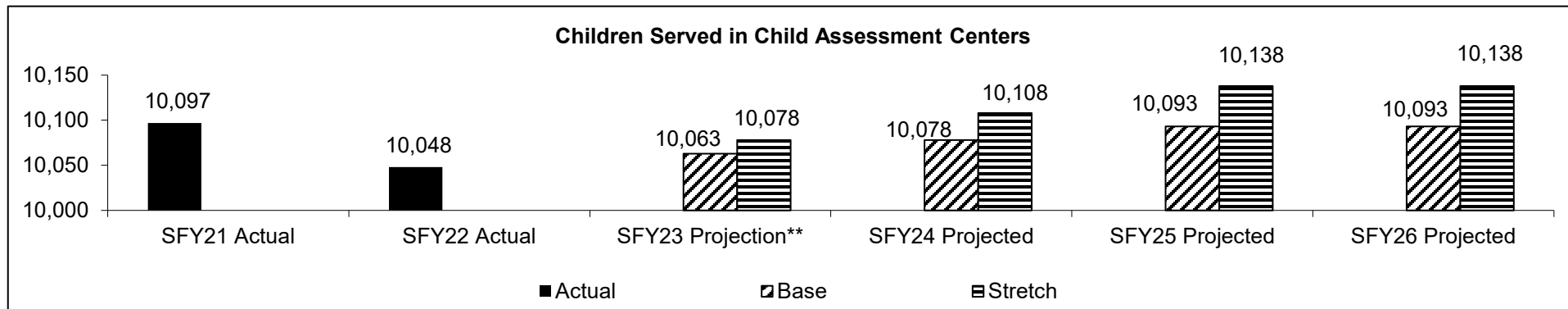
Department: Social Services

HB Section(s): 11.390

Program Name: Child Advocacy Centers

Program is found in the following core budget(s): Child Advocacy Centers & KC Child Advocacy Center

2a. Provide an activity measure(s) for the program.

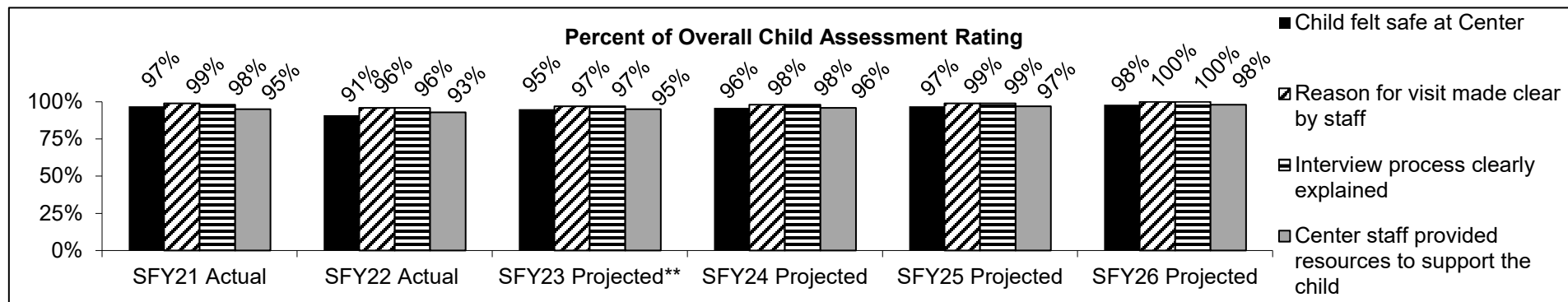


**Data will be available in December 2023.

Eligible:

- Children who have been reported to have been sexually or physically abused, or witness the abuse of another child or violent crime.
- Child Assessment Center Sites: Boone County, Buchanan County, Camden county, Cape Girardeau County, Clay/Platte Counties, Greene County, Grundy County, Jackson County, Jefferson County, Jasper County, Pettis County, Ripley County, St. Charles County, St. Louis City, St. Louis County, and Taney County.

2b. Provide a measure(s) of the program's quality.



**Data will be available in December 2023.

PROGRAM DESCRIPTION

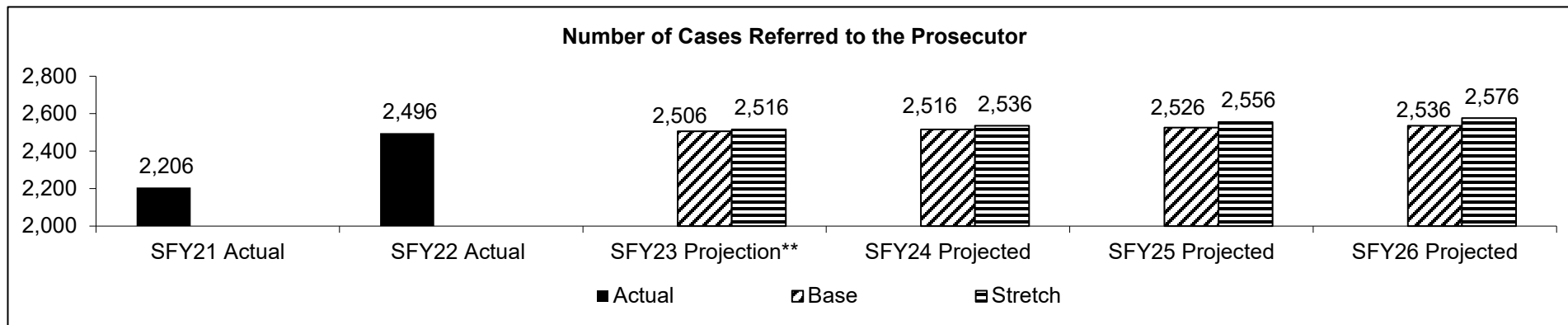
Department: Social Services

HB Section(s): 11.390

Program Name: Child Advocacy Centers

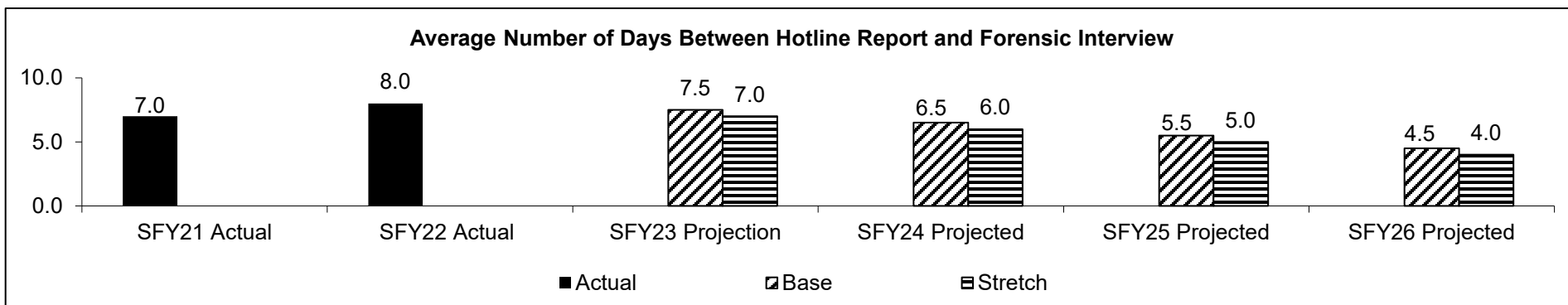
Program is found in the following core budget(s): Child Advocacy Centers & KC Child Advocacy Center

2c. Provide a measure(s) of the program's impact.



**Data will be available in December 2023.

2d. Provide a measure(s) of the program's efficiency.



**Data will be available in December 2023.

PROGRAM DESCRIPTION

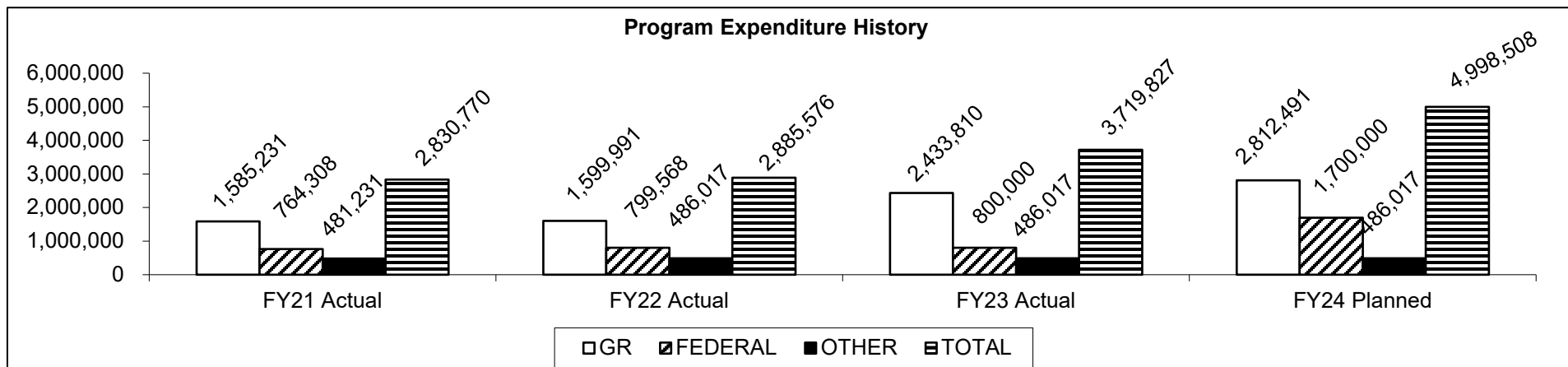
Department: Social Services

HB Section(s): 11.390

Program Name: Child Advocacy Centers

Program is found in the following core budget(s): Child Advocacy Centers & KC Child Advocacy Center

3. Provide actual expenditures for the prior three fiscal years and planned expenditures for the current fiscal year. (Note: Amounts do not include fringe benefit costs.)



Planned FY 2024 expenditures are net of reverted and reserve.

4. What are the sources of the "Other " funds?

Health Initiatives Fund (0275)

5. What is the authorization for this program, i.e., federal or state statute, etc.? (Include the federal program number, if applicable.)

State statutes: Section 210.001, RSMo.

6. Are there federal matching requirements? If yes, please explain.

No.

7. Is this a federally mandated program? If yes, please explain.

The federal Child Welfare Act and the federal Child Abuse Prevention and Treatment Act obligate Missouri to protect children who are abused and neglected.

Core – CACS Prevent Sexual Exploitation

CORE DECISION ITEM

Department: Social Services
 Division: Children's Division
 Core: CD CACS Prevention of Sexual Exploitation

Budget Unit: 90266C
 HB Section: 11.392

1. CORE FINANCIAL SUMMARY

	FY 2025 Budget Request			
	GR	Federal	Other	Total
PS	0	0	0	0
EE	0	0	0	0
PSD	500,000	0	0	500,000
TRF	0	0	0	0
Total	500,000	0	0	500,000
FTE	0.00	0.00	0.00	0.00

	FY 2025 Governor's Recommendation			
	GR	Federal	Other	Total
PS	0	0	0	0
EE	0	0	0	0
PSD	0	0	0	0
TRF	0	0	0	0
Total	0	0	0	0
FTE	0.00	0.00	0.00	0.00

Est. Fringe	0	0	0	0
<i>Note: Fringes budgeted in House Bill 5 except for certain fringes budgeted directly to MoDOT, Highway Patrol, and Conservation.</i>				

Est. Fringe	0	0	0	0
<i>Note: Fringes budgeted in House Bill 5 except for certain fringes budgeted directly to MoDOT, Highway Patrol, and Conservation.</i>				

Other Funds: N/A

Other Funds:

2. CORE DESCRIPTION

To increase the ability to respond to the prevention, identification, and treatment of child abuse and violence through forensic interviews, family advocacy services and therapy services for children and families free of charge. Specifically for services and programs through the Regional Child Assessment Centers aimed at preventing and combating commercial sexual exploitation of children.

3. PROGRAM LISTING (list programs included in this core funding)

CAC Prevention of Sexual Exploitation of Children

CORE DECISION ITEM

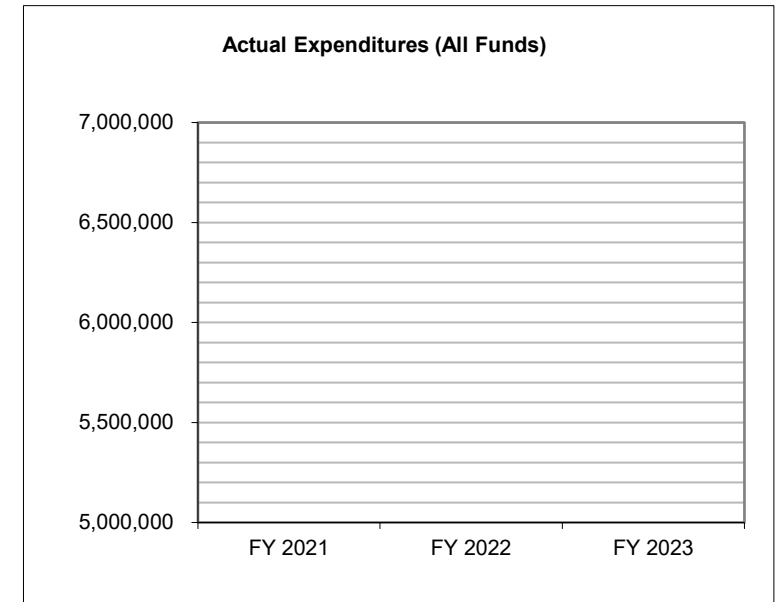
Department: Social Services
Division: Children's Division
Core: CD CACS Prevention of Sexual Exploitation

Budget Unit: 90266C

HB Section: 11.392

4. FINANCIAL HISTORY

	FY 2021 Actual	FY 2022 Actual	FY 2023 Actual	FY 2024 Current Yr.
Appropriation (All Funds)	0	0	0	500,000
Less Reverted (All Funds)	0	0	0	(15,000)
Less Restricted* (All Funds)	0	0	0	0
Budget Authority (All Funds)	0	0	0	485,000
Actual Expenditures (All Funds)	0	0	0	N/A
Unexpended (All Funds)	0	0	0	N/A
Unexpended, by Fund:				
General Revenue	0	0	0	N/A
Federal	0	0	0	N/A
Other	0	0	0	N/A
				(1)



Reverted includes statutory reserve amounts (when applicable).
 *Current Year restricted amount is as of September 1, 2023.

NOTES:

(1) - This is a new appropriation for FY24.

CORE RECONCILIATION DETAIL

**DEPARTMENT OF SOCIAL SERVICES
CD CACS PREV SEXUAL EXPLOITATN**

5. CORE RECONCILIATION DETAIL

	Budget Class	FTE	GR	Federal	Other	Total	Explanation
TAFP AFTER VETOES							
	PD	0.00	500,000	0	0	500,000	
	Total	0.00	500,000	0	0	500,000	
DEPARTMENT CORE REQUEST							
	PD	0.00	500,000	0	0	500,000	
	Total	0.00	500,000	0	0	500,000	
GOVERNOR'S RECOMMENDED CORE							
	PD	0.00	500,000	0	0	500,000	
	Total	0.00	500,000	0	0	500,000	

DECISION ITEM SUMMARY

Budget Unit								
Decision Item	FY 2023	FY 2023	FY 2024	FY 2024	FY 2025	FY 2025	*****	*****
Budget Object Summary	ACTUAL	ACTUAL	BUDGET	BUDGET	DEPT REQ	DEPT REQ	SECURED	SECURED
Fund	DOLLAR	FTE	DOLLAR	FTE	DOLLAR	FTE	COLUMN	COLUMN
CD CACS PREV SEXUAL EXPLOITATN								
CORE								
PROGRAM-SPECIFIC								
GENERAL REVENUE	0	0.00	500,000	0.00	500,000	0.00	0	0.00
TOTAL - PD	0	0.00	500,000	0.00	500,000	0.00	0	0.00
TOTAL	0	0.00	500,000	0.00	500,000	0.00	0	0.00
GRAND TOTAL	\$0	0.00	\$500,000	0.00	\$500,000	0.00	\$0	0.00

DECISION ITEM DETAIL

Budget Unit	FY 2023	FY 2023	FY 2024	FY 2024	FY 2025	FY 2025	*****	*****
Decision Item	ACTUAL	ACTUAL	BUDGET	BUDGET	DEPT REQ	DEPT REQ	SECURED	SECURED
Budget Object Class	DOLLAR	FTE	DOLLAR	FTE	DOLLAR	FTE	COLUMN	COLUMN
CD CACS PREV SEXUAL EXPLOITATN								
CORE								
PROGRAM DISTRIBUTIONS	0	0.00	500,000	0.00	500,000	0.00	0	0.00
TOTAL - PD	0	0.00	500,000	0.00	500,000	0.00	0	0.00
GRAND TOTAL	\$0	0.00	\$500,000	0.00	\$500,000	0.00	\$0	0.00
GENERAL REVENUE	\$0	0.00	\$500,000	0.00	\$500,000	0.00		0.00
FEDERAL FUNDS	\$0	0.00	\$0	0.00	\$0	0.00		0.00
OTHER FUNDS	\$0	0.00	\$0	0.00	\$0	0.00		0.00

PROGRAM DESCRIPTION

Department: Social Services

HB Section(s): 11.392

Program Name: Children's Division Administration

Program is found in the following core budget(s): CD CACS Prevention of Sexual Exploitation

1a. What strategic priority does this program address?

Protecting children from abuse/neglect.

1b. What does this program do?

Section 11.392, RSMo provides funding for services and programs administered through the statewide association of Regional Child Assessment Centers aimed at preventing and combating the commercial sexual exploitation of children. The Children's Division interprets the "statewide association of Regional Child Assessment Centers" to mean Missouri KidsFirst. Section 210.001, RSMo. defines each regional child assessment center geographically. Missouri KidsFirst is accredited by the National Children's Alliance (NCA) as a state chapter; whereas, the NCA individually accredits each regional child assessment center.

In partnership with Missouri KidsFirst, the state chapter of Missouri's Child Advocacy Centers, the CAC of Northeast Missouri is uniquely positioned to connect, train and mobilize the pilot regional CACs across the state to fight human trafficking and other Commercial Sexual Exploitation of Children (CSEC) crimes in their regions of the state. CACs already have meaningful connections with ICAC, the FBI and MDT members to ensure a coordinated community response to CSEC crimes. This project will pilot at three CACs in addition to continuing the work at the CAC of Northeast Missouri.

The long-term impacts of this project will be:

- Trained Multidisciplinary Team (MDT) members who recognize the signs of CSEC crimes and understand the dynamics of working with these victims.
- Prosecuting attorneys who understand state statutes, laws and loopholes for prosecuting these cases.
- Children's Division workers who understand how youth in care are more vulnerable and how to influence this social determinant.
- Detectives who understand the special challenges of human trafficking cases because victims and perpetrators are so transient, among other reasons.
- Juvenile officers who identify children and youth at high risk because of their history as runaways.
- Therapists who are equipped to address the complex trauma these victims experience.

PROGRAM DESCRIPTION

Department: Social Services

HB Section(s): 11.392

Program Name: Children's Division Administration

Program is found in the following core budget(s): CD CACS Prevention of Sexual Exploitation

2a. Provide an activity measure(s) for the program.

Measures under development.

2b. Provide a measure(s) of the program's quality.

Measures under development.

2c. Provide a measure(s) of the program's impact.

Measures under development.

2d. Provide a measure(s) of the program's efficiency.

Measures under development.

PROGRAM DESCRIPTION

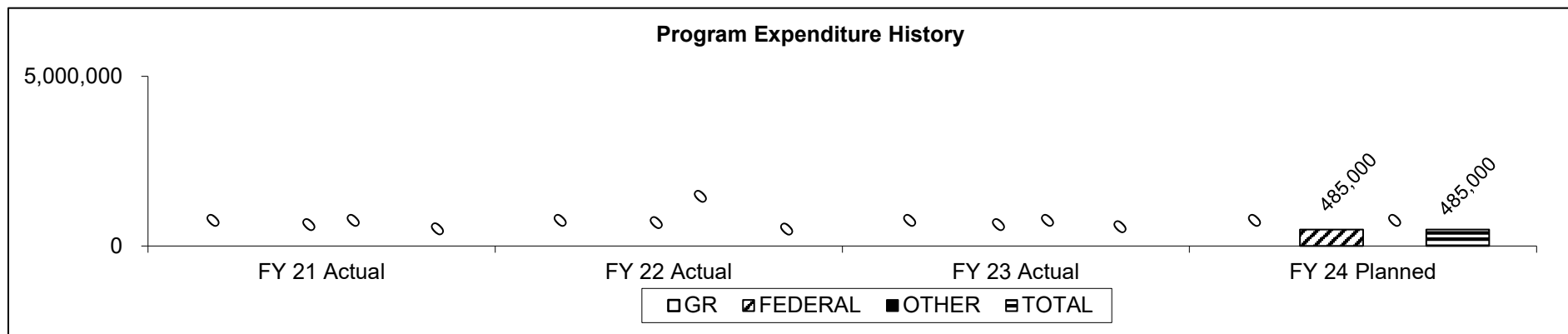
Department: Social Services

HB Section(s): 11.392

Program Name: Children's Division Administration

Program is found in the following core budget(s): CD CACS Prevention of Sexual Exploitation

3. Provide actual expenditures for the prior three fiscal years and planned expenditures for the current fiscal year. (Note: Amounts do not include fringe benefit costs.)



Planned FY 2024 expenditures are net of reverted and reserves.

4. What are the sources of the "Other " funds?

No.

5. What is the authorization for this program, i.e., federal or state statute, etc.? (Include the federal program number, if applicable.)

State statutes: Section 210.001, RSMo.

6. Are there federal matching requirements? If yes, please explain.

None.

7. Is this a federally mandated program? If yes, please explain.

The federal Child Welfare Act and the federal Child Abuse Prevention and Treatment Act obligate Missouri to protect children who are abused and neglected. Administrative activities related to these obligations would be considered mandatory.

Core – IV-E Authority Juvenile Courts

CORE DECISION ITEM

Department: Social Services
 Division: Children's Division
 Core: IV-E Authority-Juvenile Courts

Budget Unit: 90225C
 HB Section: 11.395

1. CORE FINANCIAL SUMMARY

	FY 2025 Budget Request			
	GR	Federal	Other	Total
PS	0	0	0	0
EE	0	0	0	0
PSD	0	175,000	0	175,000
TRF	0	0	0	0
Total	0	175,000	0	175,000
FTE	0.00	0.00	0.00	0.00

	FY 2025 Governor's Recommendation			
	GR	Federal	Other	Total
PS	0	0	0	0
EE	0	0	0	0
PSD	0	0	0	0
TRF	0	0	0	0
Total	0	0	0	0
FTE	0.00	0.00	0.00	0.00

Est. Fringe	0	0	0	0
--------------------	---	---	---	---

Note: Fringes budgeted in House Bill 5 except for certain fringes budgeted directly to MoDOT, Highway Patrol, and Conservation.

Est. Fringe	0	0	0	0
--------------------	---	---	---	---

Note: Fringes budgeted in House Bill 5 except for certain fringes budgeted directly to MoDOT, Highway Patrol, and Conservation.

Other Funds: N/A

Other Funds:

2. CORE DESCRIPTION

The purpose of this appropriation is to provide a mechanism for the Children's Division (CD) to forward Title IV-E funds to the Juvenile Courts when Title IV-E eligible children are placed in Juvenile Court residential facilities. When IV-E eligible children are in the custody of the Juvenile Court, providing the Juvenile Courts with the Title IV-E match for maintenance helps to ensure these children do not enter the Division's custody.

3. PROGRAM LISTING (list programs included in this core funding)

IV-E Authority-Juvenile Courts

CORE DECISION ITEM

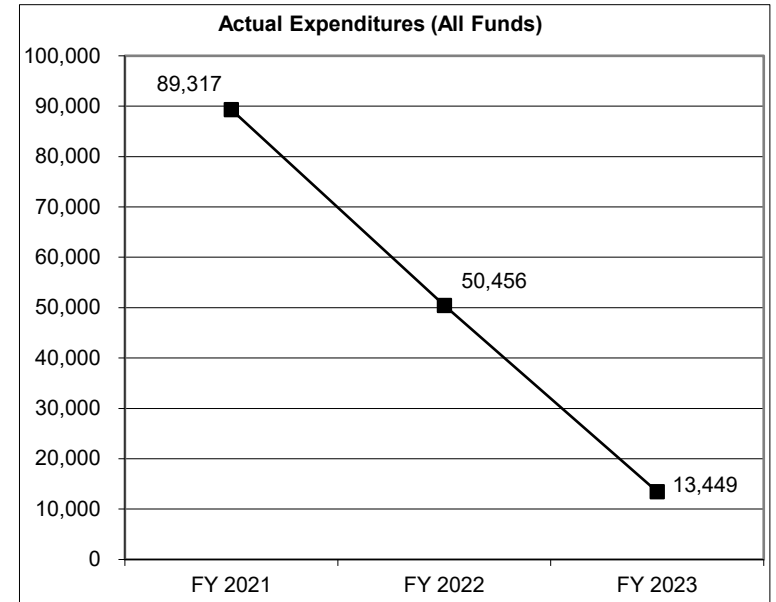
Department: Social Services
Division: Children's Division
Core: IV-E Authority-Juvenile Courts

Budget Unit: 90225C

HB Section: 11.395

4. FINANCIAL HISTORY

	FY 2021 Actual	FY 2022 Actual	FY 2023 Actual	FY 2024 Current Yr.
Appropriation (All Funds)	175,000	175,000	175,000	175,000
Less Reverted (All Funds)	0	0	0	0
Less Restricted (All Funds)	0	0	0	0
Budget Authority (All Funds)	175,000	175,000	175,000	175,000
Actual Expenditures (All Funds)	89,317	50,456	13,449	N/A
Unexpended (All Funds)	85,683	124,544	161,551	N/A
Unexpended, by Fund:				
General Revenue	0	0	0	N/A
Federal	85,683	124,544	161,551	N/A
Other	0	0	0	N/A
	(1)		(2)	



Reverted includes statutory reserve amounts (when applicable).

Restricted includes Governor's expenditure restrictions which remained at the end of the fiscal year.

*Current Year restricted amount is as of September 1, 2023.

NOTES:

(1) FY21 - Core reduction of \$225,000 FF due to excess federal authority.

(2) FY23 - Expenditures have reduced due to the contracts with the three juvenile/family courts relying heavily on the eligibility for reimbursement on children who are placed in custody. As of recent years, there has been a reduction of children who meet the eligibility requirements which reduces the amount reimbursed to the courts.

CORE RECONCILIATION DETAIL

**DEPARTMENT OF SOCIAL SERVICES
IV-E AUTHORITY-JUVENILE COURT**

5. CORE RECONCILIATION DETAIL

	Budget Class	FTE	GR	Federal	Other	Total	Explanation
TAFP AFTER VETOES							
	PD	0.00	0	175,000	0	175,000	
	Total	0.00	0	175,000	0	175,000	
DEPARTMENT CORE REQUEST							
	PD	0.00	0	175,000	0	175,000	
	Total	0.00	0	175,000	0	175,000	
GOVERNOR'S RECOMMENDED CORE							
	PD	0.00	0	175,000	0	175,000	
	Total	0.00	0	175,000	0	175,000	

DECISION ITEM SUMMARY

Budget Unit									
Decision Item	FY 2023	FY 2023	FY 2024	FY 2024	FY 2025	FY 2025	*****	*****	
Budget Object Summary	ACTUAL	ACTUAL	BUDGET	BUDGET	DEPT REQ	DEPT REQ	SECURED	SECURED	
Fund	DOLLAR	FTE	DOLLAR	FTE	DOLLAR	FTE	COLUMN	COLUMN	
IV-E AUTHORITY-JUVENILE COURT									
CORE									
PROGRAM-SPECIFIC									
DEPT OF SOC SERV FEDERAL & OTH	13,449	0.00	175,000	0.00	175,000	0.00	0	0.00	
TOTAL - PD	13,449	0.00	175,000	0.00	175,000	0.00	0	0.00	
TOTAL	13,449	0.00	175,000	0.00	175,000	0.00	0	0.00	
GRAND TOTAL	\$13,449	0.00	\$175,000	0.00	\$175,000	0.00	\$0	0.00	

DECISION ITEM DETAIL

Budget Unit	FY 2023	FY 2023	FY 2024	FY 2024	FY 2025	FY 2025	*****	*****
Decision Item	ACTUAL	ACTUAL	BUDGET	BUDGET	DEPT REQ	DEPT REQ	SECURED	SECURED
Budget Object Class	DOLLAR	FTE	DOLLAR	FTE	DOLLAR	FTE	COLUMN	COLUMN
IV-E AUTHORITY-JUVENILE COURT								
CORE								
PROGRAM DISTRIBUTIONS	13,449	0.00	175,000	0.00	175,000	0.00	0	0.00
TOTAL - PD	13,449	0.00	175,000	0.00	175,000	0.00	0	0.00
GRAND TOTAL	\$13,449	0.00	\$175,000	0.00	\$175,000	0.00	\$0	0.00
GENERAL REVENUE	\$0	0.00	\$0	0.00	\$0	0.00		0.00
FEDERAL FUNDS	\$13,449	0.00	\$175,000	0.00	\$175,000	0.00		0.00
OTHER FUNDS	\$0	0.00	\$0	0.00	\$0	0.00		0.00

PROGRAM DESCRIPTION

Department: Social Services

HB Section(s): 11.395

Program Name: IV-E Authority - Juvenile Courts

Program is found in the following core budget(s): IV-E Authority - Juvenile Courts

1a. What strategic priority does this program address?

Safety and well being for foster youth.

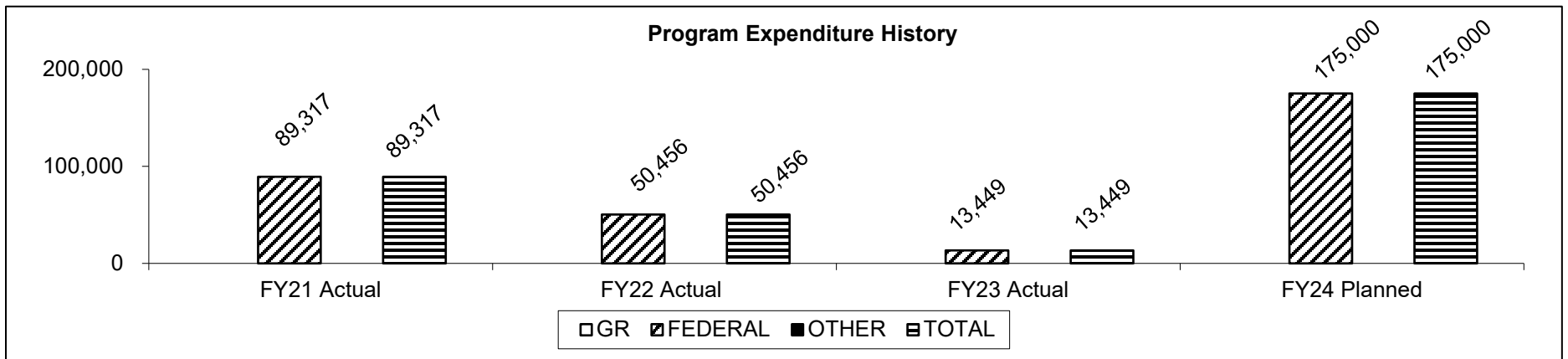
1b. What does this program do?

The Children's Division (CD) contracts with certain juvenile courts or family courts to reimburse the court the federal match for children who are placed in the court's custody and in an out-of-home placement. In order to qualify, Benefit Program Eligibility Specialists must determine the child to be Title IV-E eligible and reimbursable. This program brings federal dollars to the courts so that they can plan for the child and maintain their placement without placing the child in the custody of CD.

There are three contracts with juvenile or family courts throughout the state. CD has contracts with Boone County Juvenile Court (13th Judicial Circuit), Jackson County Family Court (16th Judicial Circuit), and the Bruce Normile Juvenile Justice Center (2nd Judicial Circuit--Adair, Knox, and Lewis Court).

No performance measures are included for this program as it is a pass through program.

3. Provide actual expenditures for the prior three fiscal years and planned expenditures for the current fiscal year. (Note: Amounts do not include fringe benefit costs.)



PROGRAM DESCRIPTION

Department: Social Services

HB Section(s): 11.395

Program Name: IV-E Authority - Juvenile Courts

Program is found in the following core budget(s): IV-E Authority - Juvenile Courts

4. What are the sources of the "Other " funds?

N/A

5. What is the authorization for this program, i.e., federal or state statute, etc.? (Include the federal program number, if applicable.)

Federal laws: P.L. 96-272, Title IV-E of the Social Security Act

6. Are there federal matching requirements? If yes, please explain.

Yes, this federal funding comes from Title IV-E, which requires a state match. The juvenile and family courts entering into contracts with the Children's Division are responsible for the state match. The FMAP (Federal Medical Assistance Percentage) fluctuates annually based on state and national economic and population data, but generally, the state matching requirement is around 35% and the federal match is around 65%.

7. Is this a federally mandated program? If yes, please explain.

No.

Core – IV-E Authority CASAs

CORE DECISION ITEM

Department: Social Services
 Division: Children's Division
 Core: IV-E Authority-CASA Training

Budget Unit: 90226C
 HB Section: 11.400

1. CORE FINANCIAL SUMMARY

FY 2025 Budget Request					FY 2025 Governor's Recommendation				
	GR	Federal	Other	Total		GR	Federal	Other	Total
PS	0	0	0	0	PS	0	0	0	0
EE	0	0	0	0	EE	0	0	0	0
PSD	0	150,000	0	150,000	PSD	0	0	0	0
TRF	0	0	0	0	TRF	0	0	0	0
Total	0	150,000	0	150,000	Total	0	0	0	0
FTE	0.00	0.00	0.00	0.00	FTE	0.00	0.00	0.00	0.00

Est. Fringe	0	0	0	0
--------------------	---	---	---	---

Note: Fringes budgeted in House Bill 5 except for certain fringes budgeted directly to MoDOT, Highway Patrol, and Conservation.

Est. Fringe	0	0	0	0
--------------------	---	---	---	---

Note: Fringes budgeted in House Bill 5 except for certain fringes budgeted directly to MoDOT, Highway Patrol, and Conservation.

Other Funds: N/A

Other Funds:

2. CORE DESCRIPTION

The Administration for Children and Families (ACF) has identified the specific Court Appointed Special Advocate (CASA) training components that qualify as Title IV-E reimbursable training funds. The statewide CASA agency has an agreement with the Children's Division to access federal funding to support their training programs. The state general revenue match for this funding is \$150,000 in the Judiciary budget. Office of State Courts Administrator does not use this funding for any other federal match.

3. PROGRAM LISTING (list programs included in this core funding)

IV-E Authority-CASAs

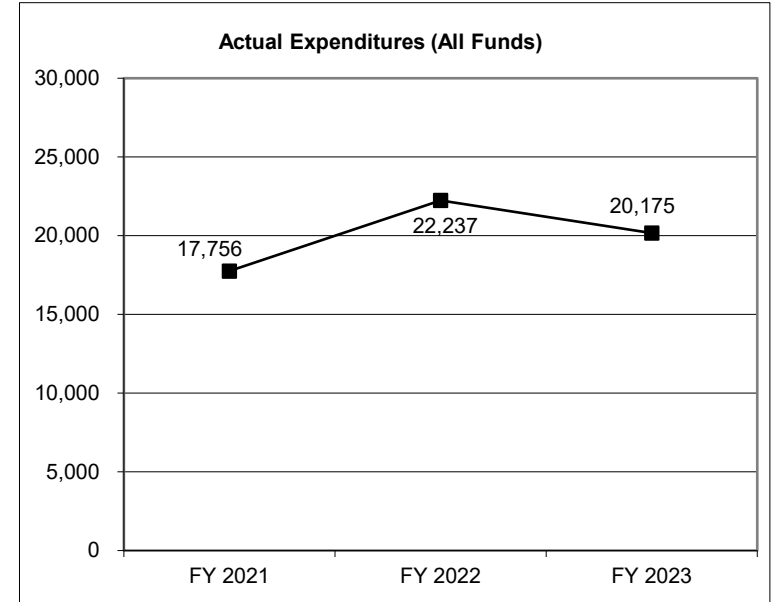
CORE DECISION ITEM

Department: Social Services
Division: Children's Division
Core: IV-E Authority-CASA Training

Budget Unit: 90226C
HB Section: 11.400

4. FINANCIAL HISTORY

	FY 2021 Actual	FY 2022 Actual	FY 2023 Actual	FY 2024 Current Yr.
Appropriation (All Funds)	150,000	150,000	150,000	150,000
Less Reverted (All Funds)	0	0	0	0
Less Restricted (All Funds)	0	0	0	0
Budget Authority (All Funds)	<u>150,000</u>	<u>150,000</u>	<u>150,000</u>	<u>150,000</u>
Actual Expenditures (All Funds)	<u>17,756</u>	<u>22,237</u>	<u>20,175</u>	N/A
Unexpended (All Funds)	<u><u>132,244</u></u>	<u><u>127,763</u></u>	<u><u>129,825</u></u>	N/A
Unexpended, by Fund:				
General Revenue	0	0	0	N/A
Federal	132,244	127,763	129,825	N/A
Other	0	0	0	N/A
	(1)			



Reverted includes statutory reserve amounts (when applicable).
 Restricted includes Governor's expenditure restrictions which remained at the end of the fiscal year.
 *Current Year restricted amount is as of September 1, 2023.

NOTES:
(1) FY21 - Core reduction of \$50,000 FF due to excess federal authority.

CORE RECONCILIATION DETAIL

**DEPARTMENT OF SOCIAL SERVICES
IV-E AUTHORITY-CASAs**

5. CORE RECONCILIATION DETAIL

	Budget Class	FTE	GR	Federal	Other	Total	Explanation
TAFP AFTER VETOES							
	PD	0.00	0	150,000	0	150,000	
	Total	0.00	0	150,000	0	150,000	
DEPARTMENT CORE REQUEST							
	PD	0.00	0	150,000	0	150,000	
	Total	0.00	0	150,000	0	150,000	
GOVERNOR'S RECOMMENDED CORE							
	PD	0.00	0	150,000	0	150,000	
	Total	0.00	0	150,000	0	150,000	

DECISION ITEM SUMMARY

Budget Unit									
Decision Item	FY 2023	FY 2023	FY 2024	FY 2024	FY 2025	FY 2025	*****	*****	
Budget Object Summary	ACTUAL	ACTUAL	BUDGET	BUDGET	DEPT REQ	DEPT REQ	SECURED	SECURED	
Fund	DOLLAR	FTE	DOLLAR	FTE	DOLLAR	FTE	COLUMN	COLUMN	
IV-E AUTHORITY-CASAs									
CORE									
PROGRAM-SPECIFIC									
DEPT OF SOC SERV FEDERAL & OTH	20,175	0.00	150,000	0.00	150,000	0.00	0	0.00	
TOTAL - PD	20,175	0.00	150,000	0.00	150,000	0.00	0	0.00	
TOTAL	20,175	0.00	150,000	0.00	150,000	0.00	0	0.00	
GRAND TOTAL	\$20,175	0.00	\$150,000	0.00	\$150,000	0.00	\$0	0.00	

DECISION ITEM DETAIL

Budget Unit	FY 2023	FY 2023	FY 2024	FY 2024	FY 2025	FY 2025	*****	*****
Decision Item	ACTUAL	ACTUAL	BUDGET	BUDGET	DEPT REQ	DEPT REQ	SECURED	SECURED
Budget Object Class	DOLLAR	FTE	DOLLAR	FTE	DOLLAR	FTE	COLUMN	COLUMN
IV-E AUTHORITY-CASAs								
CORE								
PROGRAM DISTRIBUTIONS	20,175	0.00	150,000	0.00	150,000	0.00	0	0.00
TOTAL - PD	20,175	0.00	150,000	0.00	150,000	0.00	0	0.00
GRAND TOTAL	\$20,175	0.00	\$150,000	0.00	\$150,000	0.00	\$0	0.00
GENERAL REVENUE	\$0	0.00	\$0	0.00	\$0	0.00		0.00
FEDERAL FUNDS	\$20,175	0.00	\$150,000	0.00	\$150,000	0.00		0.00
OTHER FUNDS	\$0	0.00	\$0	0.00	\$0	0.00		0.00

PROGRAM DESCRIPTION

Department: Social Services

HB Section(s): 11.400

Program Name: IV-E Authority CASA Training

Program is found in the following core budget(s): IV-E Authority CASA Training

1a. What strategic priority does this program address?

Safety and wellbeing for foster youth.

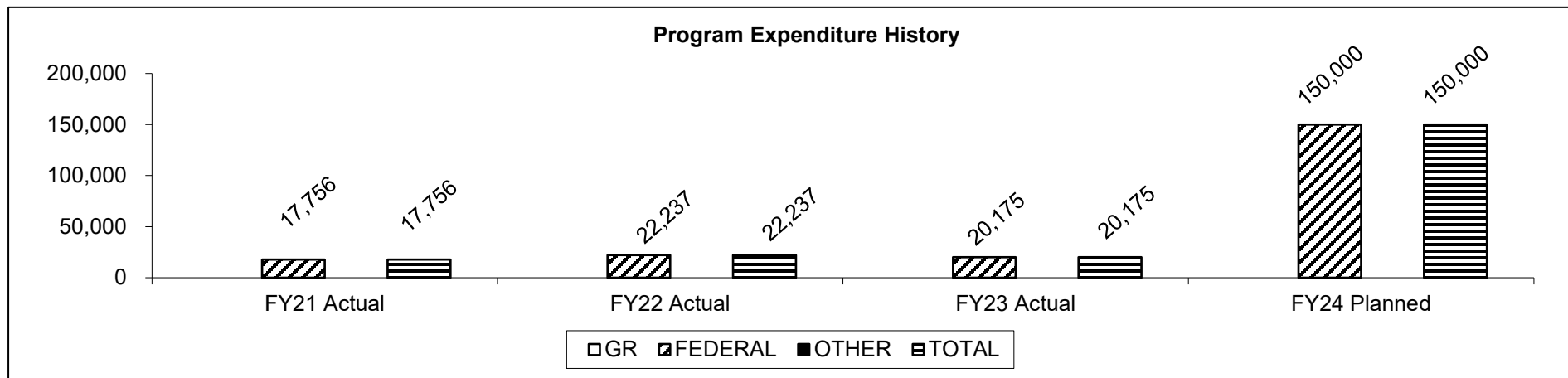
1b. What does this program do?

The Children's Division contracts with the Missouri Court Appointed Special Advocate (CASA) Association, enabling the association to access federal funding for certain CASA training programs to support and promote court-appointed volunteer advocacy for the state's abused and neglected children. CASA volunteers receive no less than 30 hours of training prior to being assigned to a case. These volunteers are supported by local CASA program staff with professional backgrounds in the legal and child welfare fields.

These federal dollars will allow the Missouri CASA Association to maximize their training dollars by matching the general revenue funds received through the Office of State Court Administrators (OSCA) budget with federal Title IV-E funds.

No performance measures are included for this program as it is a pass through program.

3. Provide actual expenditures for the prior three fiscal years and planned expenditures for the current fiscal year. (Note: Amounts do not include fringe benefit costs.)



PROGRAM DESCRIPTION

Department: Social Services

HB Section(s): 11.400

Program Name: IV-E Authority CASA Training

Program is found in the following core budget(s): IV-E Authority CASA Training

4. What are the sources of the "Other " funds?

N/A

5. What is the authorization for this program, i.e., federal or state statute, etc.? (Include the federal program number, if applicable.)

Federal laws: P.L. 96-272, Title IV-E of the Social Security Act

6. Are there federal matching requirements? If yes, please explain.

Yes, this federal funding comes from Title IV-E, which requires a state match 50% through judiciary budget.

7. Is this a federally mandated program? If yes, please explain.

No.

Core – Child Abuse and Neglect Grant

CORE DECISION ITEM

Department: Social Services
Division: Children's Division
Core: Child Abuse and Neglect Grant

Budget Unit: 90235C
HB Section: 11.405

1. CORE FINANCIAL SUMMARY

	FY 2025 Budget Request			
	GR	Federal	Other	Total
PS	0	0	0	0
EE	0	168,215	0	168,215
PSD	0	182,094	0	182,094
TRF	0	0	0	0
Total	0	350,309	0	350,309

FTE **0.00 0.00 0.00 0.00**

Est. Fringe	0	0	0	0
--------------------	---	---	---	---

Note: Fringes budgeted in House Bill 5 except for certain fringes budgeted directly to MoDOT, Highway Patrol, and Conservation.

Other Funds: N/A

	FY 2025 Governor's Recommendation			
	GR	Federal	Other	Total
PS	0	0	0	0
EE	0	0	0	0
PSD	0	0	0	0
TRF	0	0	0	0
Total	0	0	0	0

FTE **0.00 0.00 0.00 0.00**

Est. Fringe	0	0	0	0
--------------------	---	---	---	---

Note: Fringes budgeted in House Bill 5 except for certain fringes budgeted directly to MoDOT, Highway Patrol, and Conservation.

Other Funds:

2. CORE DESCRIPTION

The Children's Division (CD) receives the Child Abuse and Neglect (CA/N) Basic Grant and the Children's Justice Act (CJA) Grant. The guidelines for the federal grants specify criteria that must be met, and specifies limitations for how the funds can be expended.

The CA/N Grant must be used by states for improving child protective service systems such as the intake, assessment, screening, and investigation of reports of abuse and neglect; creating and improving the use of multidisciplinary teams and interagency protocols; developing, improving, and implementing safety and risk assessment tools; training related to improving staff skills, and supporting collaboration among and across agencies.

The CJA Grant must be used to improve the investigation, prosecution and judicial handling of cases of child abuse and neglect, particularly child sexual abuse and exploitation in a manner that limits additional trauma to the child victim. Funds are typically used for developing curricula and conducting training for personnel in law enforcement and child protective services; establishing and enhancing child advocacy centers and other multidisciplinary programs; and establishing and supporting local and state child fatality review teams.

3. PROGRAM LISTING (list programs included in this core funding)

Child Abuse/Neglect Grants

CORE DECISION ITEM

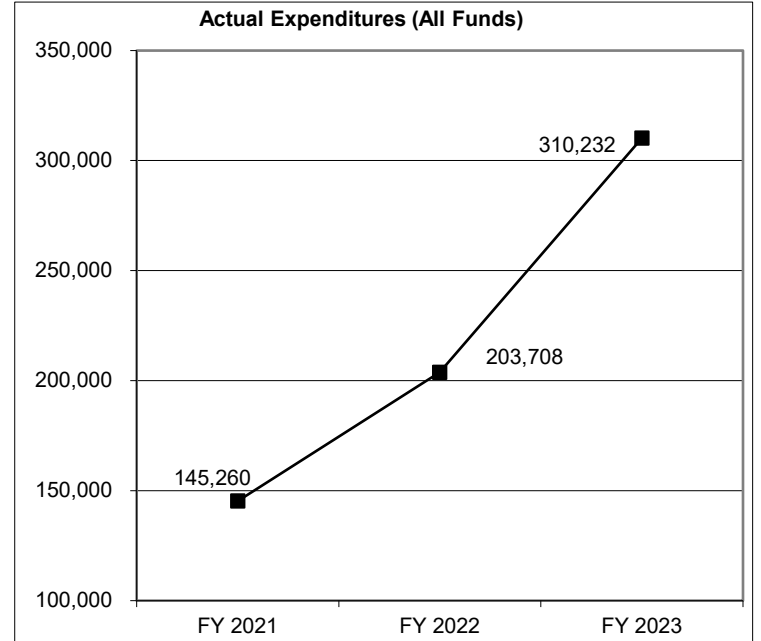
Department: Social Services
Division: Children's Division
Core: Child Abuse and Neglect Grant

Budget Unit: 90235C

HB Section: 11.405

4. FINANCIAL HISTORY

	FY 2021 Actual	FY 2022 Actual	FY 2023 Actual	FY 2024 Current Yr.
Appropriation (All Funds)	1,770,784	1,770,784	1,770,784	350,309
Less Reverted (All Funds)	0	0	0	0
Less Restricted (All Funds)	0	0	0	0
Budget Authority (All Funds)	1,770,784	1,770,784	1,770,784	350,309
Actual Expenditures (All Funds)	145,260	203,708	310,232	N/A
Unexpended (All Funds)	1,625,524	1,567,076	1,460,552	N/A
Unexpended, by Fund:				
General Revenue	0	0	0	N/A
Federal	1,625,524	1,567,076	1,460,552	N/A
Other	0	0	0	N/A
	(1)			(2)



Reverted includes statutory reserve amounts (when applicable).

Restricted includes Governor's expenditure restrictions which remained at the end of the fiscal year.

*Current Year restricted amount is as of September 1, 2023.

NOTES:

(1) - FY21 COVID-19 related decrease in ability to expend funds/provide services during a portion of FY21.

(2) - FY24 - Core reduction due to excess authority.

CORE RECONCILIATION DETAIL

**DEPARTMENT OF SOCIAL SERVICES
CHILD ABUSE/NEGLECT GRANT**

5. CORE RECONCILIATION DETAIL

	Budget Class	FTE	GR	Federal	Other	Total	Explanation
TAFP AFTER VETOES							
	EE	0.00	0	168,215	0	168,215	
	PD	0.00	0	182,094	0	182,094	
	Total	0.00	0	350,309	0	350,309	
DEPARTMENT CORE REQUEST							
	EE	0.00	0	168,215	0	168,215	
	PD	0.00	0	182,094	0	182,094	
	Total	0.00	0	350,309	0	350,309	
GOVERNOR'S RECOMMENDED CORE							
	EE	0.00	0	168,215	0	168,215	
	PD	0.00	0	182,094	0	182,094	
	Total	0.00	0	350,309	0	350,309	

DECISION ITEM SUMMARY

Budget Unit									
Decision Item	FY 2023	FY 2023	FY 2024	FY 2024	FY 2025	FY 2025	*****	*****	
Budget Object Summary	ACTUAL	ACTUAL	BUDGET	BUDGET	DEPT REQ	DEPT REQ	SECURED	SECURED	
Fund	DOLLAR	FTE	DOLLAR	FTE	DOLLAR	FTE	COLUMN	COLUMN	
CHILD ABUSE/NEGLECT GRANT									
CORE									
EXPENSE & EQUIPMENT									
DEPT OF SOC SERV FEDERAL & OTH	309,305	0.00	168,215	0.00	168,215	0.00	0	0.00	
TOTAL - EE	309,305	0.00	168,215	0.00	168,215	0.00	0	0.00	
PROGRAM-SPECIFIC									
DEPT OF SOC SERV FEDERAL & OTH	927	0.00	182,094	0.00	182,094	0.00	0	0.00	
TOTAL - PD	927	0.00	182,094	0.00	182,094	0.00	0	0.00	
TOTAL	310,232	0.00	350,309	0.00	350,309	0.00	0	0.00	
GRAND TOTAL	\$310,232	0.00	\$350,309	0.00	\$350,309	0.00	\$0	0.00	

DECISION ITEM DETAIL

Budget Unit	FY 2023	FY 2023	FY 2024	FY 2024	FY 2025	FY 2025	*****	*****
Decision Item	ACTUAL	ACTUAL	BUDGET	BUDGET	DEPT REQ	DEPT REQ	SECURED	SECURED
Budget Object Class	DOLLAR	FTE	DOLLAR	FTE	DOLLAR	FTE	COLUMN	COLUMN
CHILD ABUSE/NEGLECT GRANT								
CORE								
TRAVEL, IN-STATE	59,567	0.00	37,709	0.00	37,709	0.00	0	0.00
TRAVEL, OUT-OF-STATE	10,996	0.00	5,803	0.00	5,803	0.00	0	0.00
SUPPLIES	31,139	0.00	848	0.00	848	0.00	0	0.00
PROFESSIONAL DEVELOPMENT	126,057	0.00	19,210	0.00	19,210	0.00	0	0.00
COMMUNICATION SERV & SUPP	4,820	0.00	0	0.00	0	0.00	0	0.00
PROFESSIONAL SERVICES	74,403	0.00	103,452	0.00	103,452	0.00	0	0.00
MISCELLANEOUS EXPENSES	2,323	0.00	1,193	0.00	1,193	0.00	0	0.00
TOTAL - EE	309,305	0.00	168,215	0.00	168,215	0.00	0	0.00
PROGRAM DISTRIBUTIONS	927	0.00	182,094	0.00	182,094	0.00	0	0.00
TOTAL - PD	927	0.00	182,094	0.00	182,094	0.00	0	0.00
GRAND TOTAL	\$310,232	0.00	\$350,309	0.00	\$350,309	0.00	\$0	0.00
GENERAL REVENUE	\$0	0.00	\$0	0.00	\$0	0.00		0.00
FEDERAL FUNDS	\$310,232	0.00	\$350,309	0.00	\$350,309	0.00		0.00
OTHER FUNDS	\$0	0.00	\$0	0.00	\$0	0.00		0.00

PROGRAM DESCRIPTION

Department: Social Services

HB Section(s): 11.405

Program Name: Child Abuse Prevention and Treatment Act (CAPTA)

Program is found in the following core budget(s): Child Abuse and Neglect Grant

1a. What strategic priority does this program address?

Protecting children from abuse/neglect.

1b. What does this program do?

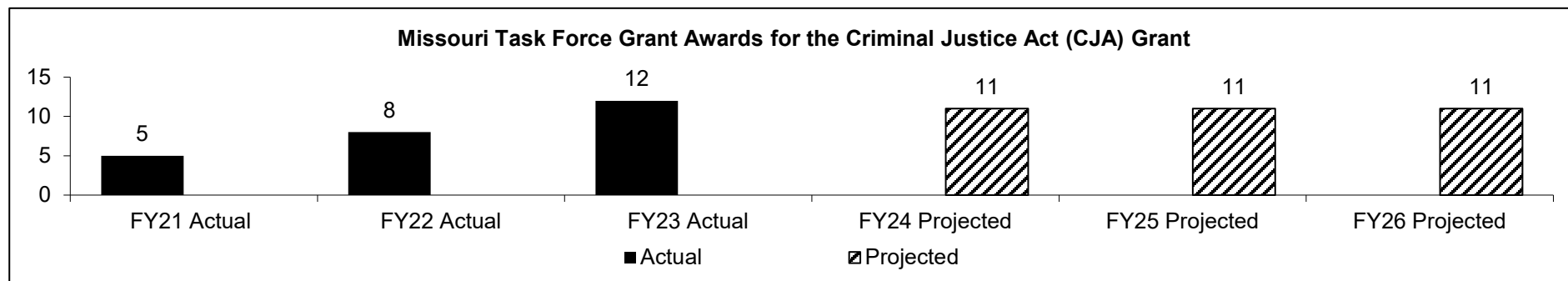
The Children's Division develops, establishes, and operates programs for caseworkers designed to improve the following:

- The handling of child abuse and neglect cases, particularly cases of child sexual abuse and exploitation, in a manner which limits additional trauma to the child victim
- The handling of cases of suspected child abuse or neglect related to fatalities
- The investigation and prosecution of cases of child abuse and neglect, particularly child sexual abuse and exploitation

The CA/N Grant is used by states for improving child protective service systems such as the intake, assessment, screening, and investigation of reports of abuse and neglect; creating and improving the use of multidisciplinary teams and interagency protocols; developing, improving, and implementing safety and risk assessment tools; training related to improving staff skills, and supporting collaboration among and across agencies.

The CJA Grant is used to fund initiatives for the investigation and prosecution of child abuse and funding attendance at various training/conferences revolving around child welfare (including multidisciplinary training).

2a. Provide an activity measure(s) for the program.



As the dollars are limited to grants approved and received through federal funding, the Missouri Task Force on Criminal Justice approves grant applications that are beneficial to Task Force in its charge of assuring appropriate use of CJA funds. Note: While some awards are approved in a fiscal year, funds may not be available until the following fiscal year.

PROGRAM DESCRIPTION

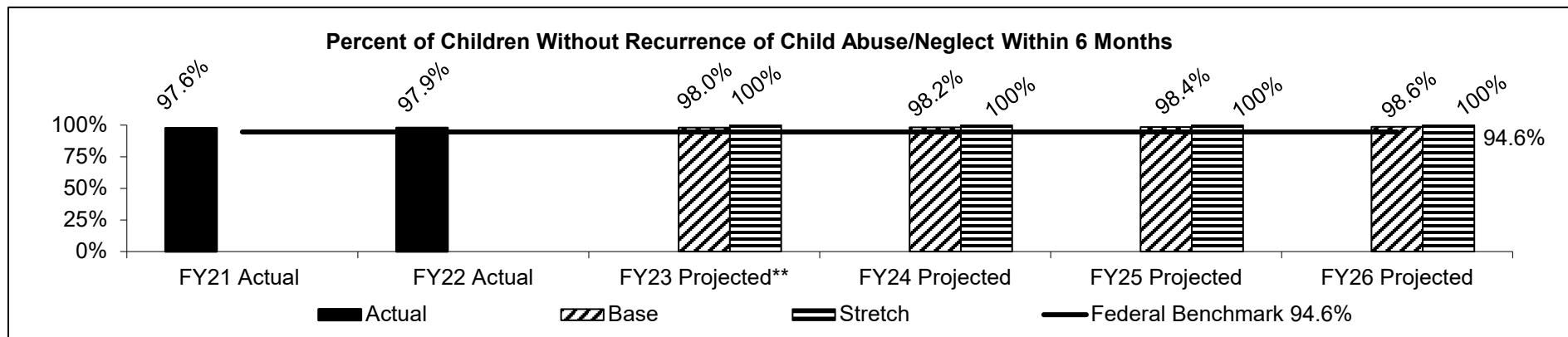
Department: Social Services

HB Section(s): 11.405

Program Name: Child Abuse Prevention and Treatment Act (CAPTA)

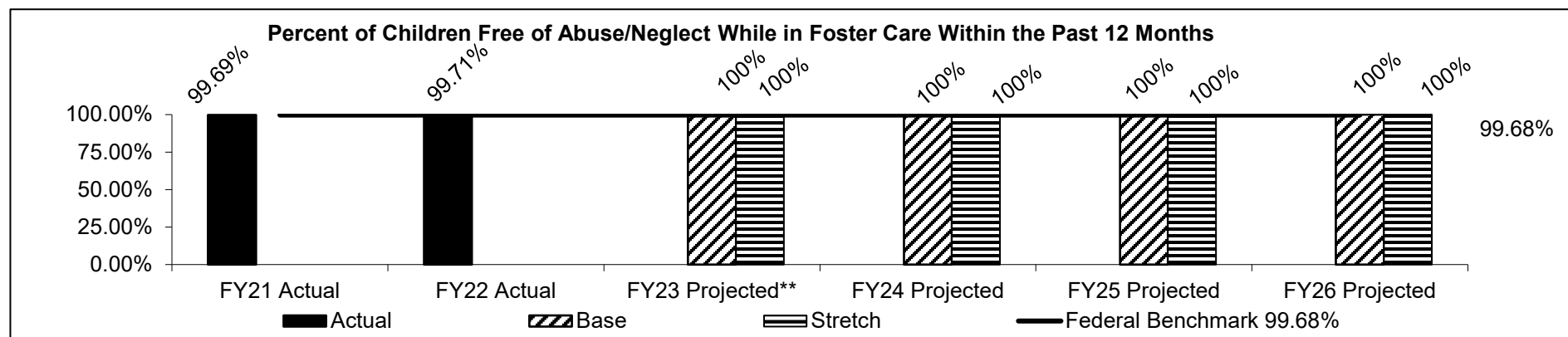
Program is found in the following core budget(s): Child Abuse and Neglect Grant

2b. Provide a measure(s) of the program's quality.



**Data will be available in December 2023.

2c. Provide a measure(s) of the program's impact.



**Data will be available in December 2023.

Children in care and custody of Children's Division

PROGRAM DESCRIPTION

Department: Social Services

HB Section(s): 11.405

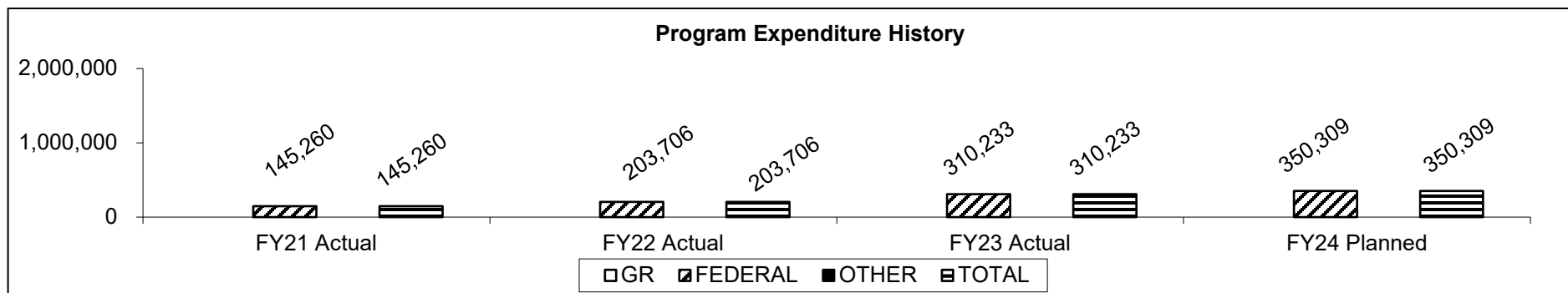
Program Name: Child Abuse Prevention and Treatment Act (CAPTA)

Program is found in the following core budget(s): Child Abuse and Neglect Grant

2d. Provide a measure(s) of the program's efficiency.

The Child Abuse/Neglect Grant and Criminal Justice Act Grant are federal funding streams used to support multi-disciplinary teams for collaboration and information sharing, to ensure the safety of those who experienced abuse and neglect. Without this funding, DSS would not be able to collaborate with the state only funding to the extent it currently does to provide support for programs and initiatives around proper handling of child abuse and neglect cases, including investigation and prosecutions, and various child welfare trainings, conferences and seminars.

3. Provide actual expenditures for the prior three fiscal years and planned expenditures for the current fiscal year. (Note: Amounts do not include fringe benefit costs.)



4. What are the sources of the "Other " funds?

N/A

5. What is the authorization for this program, i.e., federal or state statute, etc.? (Include the federal program number, if applicable.)

State statute: Section 210.001, RSMo.; Federal regulation: 42 USC Section 5101.

6. Are there federal matching requirements? If yes, please explain.

No.

7. Is this a federally mandated program? If yes, please explain.

No.

Core – Foster Care Children’s Account

CORE DECISION ITEM

Department: Social Services
 Division: Children's Division
 Core: Foster Care Children's Account

Budget Unit: 90240C
 HB Section: 11.415

1. CORE FINANCIAL SUMMARY

	FY 2025 Budget Request			
	GR	Federal	Other	Total
PS	0	0	0	0
EE	0	0	0	0
PSD	0	0	8,000,000	8,000,000
TRF	0	0	0	0
Total	0	0	8,000,000	8,000,000
FTE	0.00	0.00	0.00	0.00

	FY 2025 Governor's Recommendation			
	GR	Federal	Other	Total
PS	0	0	0	0
EE	0	0	0	0
PSD	0	0	0	0
TRF	0	0	0	0
Total	0	0	0	0
FTE	0.00	0.00	0.00	0.00

Est. Fringe	0	0	0	0
--------------------	---	---	---	---

Note: Fringes budgeted in House Bill 5 except for certain fringes budgeted directly to MoDOT, Highway Patrol, and Conservation.

Est. Fringe	0	0	0	0
--------------------	---	---	---	---

Note: Fringes budgeted in House Bill 5 except for certain fringes budgeted directly to MoDOT, Highway Patrol, and Conservation.

Other Funds: Alternative Care Trust Fund (0905)

Other Funds:

2. CORE DESCRIPTION

This appropriation provides a central account for the distribution of funds for children in the Children's Division's (CD) care and custody, offsetting state expenses and providing support for children. When children are placed in the division's custody, any outside income on behalf of the children, such as Social Security (SSI) and Old Age, Survivors, and Disability Insurance (OASDI); Veterans Benefits; Railroad Retirement benefits; and lump sum payments (excludes the child's wages, if any) is used to help pay for the child's expenses while in custody.

3. PROGRAM LISTING (list programs included in this core funding)

Foster Care Children's Account

CORE DECISION ITEM

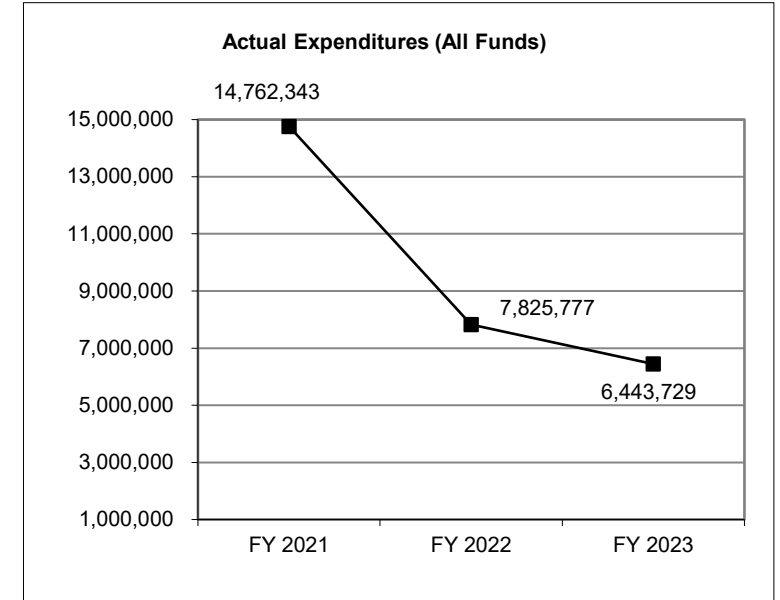
Department: Social Services
Division: Children's Division
Core: Foster Care Children's Account

Budget Unit: 90240C

HB Section: 11.415

4. FINANCIAL HISTORY

	FY 2021 Actual	FY 2022 Actual	FY 2023 Actual	FY 2024 Current Yr.
Appropriation (All Funds)	16,000,000	10,000,000	8,000,000	8,000,000
Less Reverted (All Funds)	0	0	0	0
Less Restricted (All Funds)	0	0	0	0
Budget Authority (All Funds)	16,000,000	10,000,000	8,000,000	8,000,000
Actual Expenditures (All Funds)	14,762,343	7,825,777	6,443,729	N/A
Unexpended (All Funds)	1,237,657	2,174,223	1,556,271	N/A
Unexpended, by Fund:				
General Revenue	0	0	0	N/A
Federal	0	0	0	N/A
Other	1,237,657	2,174,223	1,556,271	N/A
	(1)	(2)		



Reverted includes Governor's standard 3 percent reserve (when applicable).

*Current Year restricted amount is as of September 1, 2023.

NOTES:

(1) FY21 - Unexpended amount of \$1,237,657 occurred because of a reduction of children expenses using this fund due to COVID-19.

(2) FY22 - Foster Care Maintenance Payment funded by 0905 appropriation was separated out of Foster Care as it's own section.

CORE RECONCILIATION DETAIL

**DEPARTMENT OF SOCIAL SERVICES
FOSTER CARE CHILDRENS ACCOUNT**

5. CORE RECONCILIATION DETAIL

	Budget Class	FTE	GR	Federal	Other	Total	Explanation
TAFP AFTER VETOES							
	PD	0.00	0	0	8,000,000	8,000,000	
	Total	0.00	0	0	8,000,000	8,000,000	
DEPARTMENT CORE REQUEST							
	PD	0.00	0	0	8,000,000	8,000,000	
	Total	0.00	0	0	8,000,000	8,000,000	
GOVERNOR'S RECOMMENDED CORE							
	PD	0.00	0	0	8,000,000	8,000,000	
	Total	0.00	0	0	8,000,000	8,000,000	

DECISION ITEM SUMMARY

Budget Unit									
Decision Item	FY 2023	FY 2023	FY 2024	FY 2024	FY 2025	FY 2025	*****	*****	
Budget Object Summary	ACTUAL	ACTUAL	BUDGET	BUDGET	DEPT REQ	DEPT REQ	SECURED	SECURED	
Fund	DOLLAR	FTE	DOLLAR	FTE	DOLLAR	FTE	COLUMN	COLUMN	
FOSTER CARE CHILDRENS ACCOUNT									
CORE									
PROGRAM-SPECIFIC									
ALTERNATIVE CARE TRUST FUND	6,443,729	0.00	8,000,000	0.00	8,000,000	0.00	0	0.00	
TOTAL - PD	6,443,729	0.00	8,000,000	0.00	8,000,000	0.00	0	0.00	
TOTAL	6,443,729	0.00	8,000,000	0.00	8,000,000	0.00	0	0.00	
GRAND TOTAL	\$6,443,729	0.00	\$8,000,000	0.00	\$8,000,000	0.00	\$0	0.00	

DECISION ITEM DETAIL

Budget Unit	FY 2023	FY 2023	FY 2024	FY 2024	FY 2025	FY 2025	*****	*****
Decision Item	ACTUAL	ACTUAL	BUDGET	BUDGET	DEPT REQ	DEPT REQ	SECURED	SECURED
Budget Object Class	DOLLAR	FTE	DOLLAR	FTE	DOLLAR	FTE	COLUMN	COLUMN
FOSTER CARE CHILDRENS ACCOUNT								
CORE								
PROGRAM DISTRIBUTIONS	3,919,751	0.00	6,548,753	0.00	6,548,753	0.00	0	0.00
REFUNDS	2,523,978	0.00	1,451,247	0.00	1,451,247	0.00	0	0.00
TOTAL - PD	6,443,729	0.00	8,000,000	0.00	8,000,000	0.00	0	0.00
GRAND TOTAL	\$6,443,729	0.00	\$8,000,000	0.00	\$8,000,000	0.00	\$0	0.00
GENERAL REVENUE	\$0	0.00	\$0	0.00	\$0	0.00		0.00
FEDERAL FUNDS	\$0	0.00	\$0	0.00	\$0	0.00		0.00
OTHER FUNDS	\$6,443,729	0.00	\$8,000,000	0.00	\$8,000,000	0.00		0.00

PROGRAM DESCRIPTION

Department: Social Services

HB Section(s): 11.415

Program Name: Foster Care Children's Account

Program is found in the following core budget(s): Foster Care Children's Account

1a. What strategic priority does this program address?

Safety and wellbeing for foster youth.

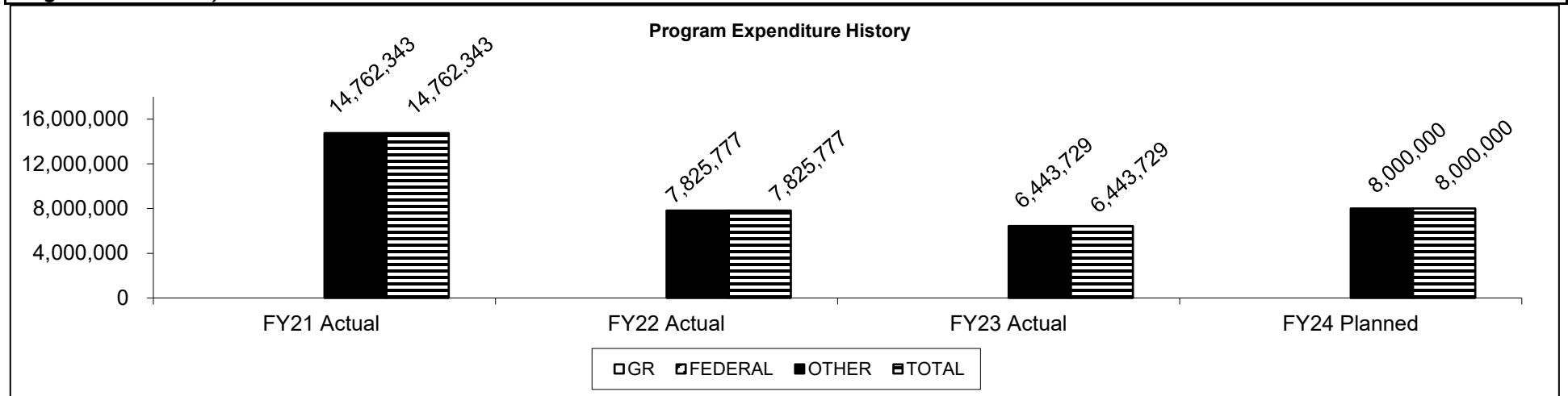
1b. What does this program do?

The Division of Finance and Administrative Services manages any outside income received by children in the care and custody of Children's Division (CD), to provide a central account for the distribution of funds received for these children, thus offsetting state expenses. Children receive outside income from a variety of sources, including Social Security (SSI and OASDI); Veterans Benefits; Railroad Retirement benefits; and lump sum payments (excludes the child's wages, if any). This income is used to offset the cost of maintaining the child in alternative care and used to pay any special expenses for the child. The use of these funds reduces the payments made for children from state funding sources.

If a child receives past SSI payments that exceed six times the federal monthly benefit rate, a separate special account referred to as a "dedicated account" must be established for the child. The past-due benefits must be deposited into the dedicated account, and may not be combined with the child's SSI benefits or any other funds. CD may expend funds for medical treatment, education, job skills training, and other specific expenses related to the child's impairment from this dedicated account. Expenditures from the dedicated fund must be approved by the Social Security Administration.

No performance measures are included for this program as it is a core that represents client accounts.

3. Provide actual expenditures for the prior three fiscal years and planned expenditures for the current fiscal year. (Note: Amounts do not include fringe benefit costs.)



PROGRAM DESCRIPTION

Department: Social Services

HB Section(s): 11.415

Program Name: Foster Care Children's Account

Program is found in the following core budget(s): Foster Care Children's Account

4. What are the sources of the "Other " funds?

Alternative Care Trust Fund (0905)

5. What is the authorization for this program, i.e., federal or state statute, etc.? (Include the federal program number, if applicable.)

State statute: Section 210.560 RSMo.

6. Are there federal matching requirements? If yes, please explain.

No.

7. Is this a federally mandated program? If yes, please explain.

States do not have to serve as a Representative Payee for kids in Foster Care. Missouri has opted for the opportunity based on the information below: Section 205(j)(1) and section 163 l(a)(2)(A) of the Social Security Act provides broad authority for the Social Security Administration (SSA) to determine whether an individual beneficiary should have a representative payee. Section 205(j)(1) of the Act provides for the appointment of a representative payee if it is determined "that the interest of the individual under this title would be served thereby... regardless of the legal competency or incompetency of the individual". Missouri has opted to serve as this representative payee.

**Department of Social Services
Division of Youth Services**

**Fiscal Year 2025 Budget Request
Book 8 of 10**

Robert Knodell, Director

Table of Contents

TABLE OF CONTENTS

DIVISION OF YOUTH SERVICES/ DSS Budget Book 8 of 10

Department Request Summary 1
Core – Division of Youth Services Administration.....2
Core – Youth Treatment Programs13
Core – Juvenile Court Diversion34

Department Request Summary

DEPARTMENT OF SOCIAL SERVICES
FISCAL YEAR 2025 BRASS SECTION SUMMARY

H.B. Sec.	Decision Item Name	2025 Department Request				
		FTE	GR	FF	OF	Total
11.500	Youth Services Administration					
	Core	39.30	1,092,666	1,248,085	999	2,341,750
	<i>Total</i>	39.30	1,092,666	1,248,085	999	2,341,750
11.505	Youth Treatment Programs					
	Core	996.38	25,012,011	24,443,367	7,857,107	57,312,485
	<i>Total</i>	996.38	25,012,011	24,443,367	7,857,107	57,312,485
11.510	Juvenile Court Diversion					
	Core	0.00	3,479,486	0	500,000	3,979,486
	<i>Total</i>	0.00	3,479,486	0	500,000	3,979,486
	<i>DYS Core Total</i>	1,035.68	29,584,163	25,691,452	8,358,106	63,633,721
	<i>DYS NDI Total</i>	0.00	0	0	0	0
	<i>DYS Non Count Total</i>					0
	<i>Total DYS</i>	1,035.68	29,584,163	25,691,452	8,358,106	63,633,721

Core – Division of Youth Services Administration

CORE DECISION ITEM

Department: Social Services
Division: Youth Services
Core: Youth Services Administration

Budget Unit: 90427C

HB Section: 11.500

1. CORE FINANCIAL SUMMARY

	FY 2025 Budget Request			
	GR	Federal	Other	Total
PS	1,011,576	1,147,558	0	2,159,134
EE	81,090	100,527	999	182,616
PSD	0	0	0	0
TRF	0	0	0	0
Total	1,092,666	1,248,085	999	2,341,750

FTE 18.33 20.97 0.00 39.30

Est. Fringe	654,714	745,468	0	1,400,182
--------------------	---------	---------	---	-----------

Note: Fringes budgeted in House Bill 5 except for certain fringes budgeted directly to MoDOT, Highway Patrol, and Conservation.

Other Funds: Youth Services Treatment Fund (0843) - \$999

	FY 2025 Governor's Recommendation			
	GR	Fed	Other	Total
PS	0	0	0	0
EE	0	0	0	0
PSD	0	0	0	0
TRF	0	0	0	0
Total	0	0	0	0

FTE 0.00 0.00 0.00 0.00

Est. Fringe	0	0	0	0
--------------------	---	---	---	---

Note: Fringes budgeted in House Bill 5 except for certain fringes budgeted directly to MoDOT, Highway Patrol, and Conservation.

Other Funds:

2. CORE DESCRIPTION

This core provides funding for the Division of Youth Services (DYS) Central Office and five regional offices.

The Central Office is the division's central administrative unit charged with program development; fiscal and budget administration; personal services administration; professional development; grant development and administration; interstate compact administration; and, coordination, planning, supervision, monitoring, and evaluation of the division's programs and services. The division also has responsibility for a statewide delinquency prevention effort; annual master plan to project statewide needs to manage delinquency problems; training individuals employed by DYS and those individuals outside DYS who work in the juvenile justice field; training juvenile court personnel; a statewide statistical recording and reporting system of the incidents of delinquency; and, the administration of the Juvenile Court Diversion Program.

The five regional offices and their locations are as follows: Northeast Region - Jefferson City; Northwest Region - Kansas City; Southeast Region - Poplar Bluff; Southwest Region - Springfield; and, St. Louis Region - St. Louis. The regional administrative system provides: support for DYS' programs in a manner which helps ensure statutory mandates are met; program services fit the needs of the youth and requirements of the law; and support functions of supervision, planning, evaluation, and training necessary for effective and efficient delivery of programmatic and contractual services.

3. PROGRAM LISTING (list programs included in this core funding)

Youth Services Administration

CORE DECISION ITEM

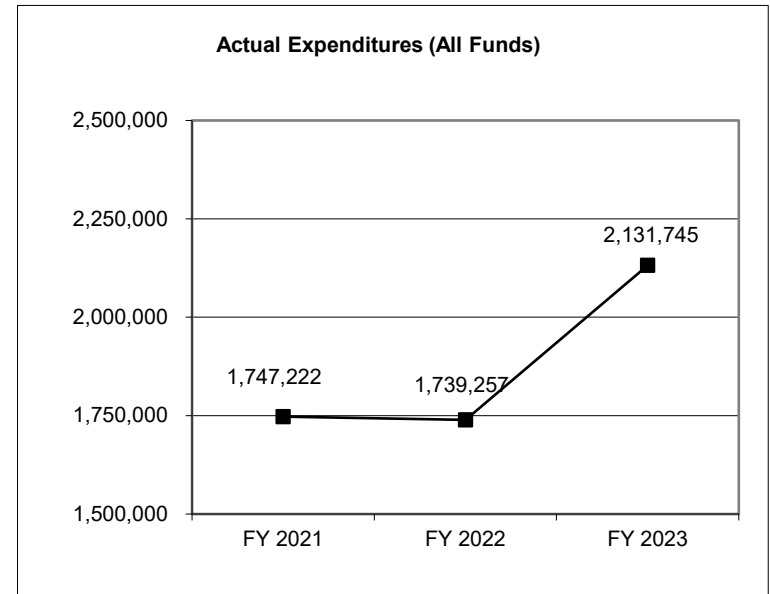
Department: Social Services
Division: Youth Services
Core: Youth Services Administration

Budget Unit: 90427C

HB Section: 11.500

4. FINANCIAL HISTORY

	FY 2021 Actual	FY 2022 Actual	FY 2023 Actual	FY 2024 Current Yr.
Appropriation (All Funds)	1,992,400	2,010,494	2,168,910	2,341,750
Less Reverted (All Funds)	(40,760)	(23,810)	(30,352)	(32,780)
Less Restricted (All Funds)	0	0	0	0
Budget Authority (All Funds)	1,951,640	1,986,684	2,138,558	2,308,970
Actual Expenditures (All Funds)	1,747,222	1,739,257	2,131,745	N/A
Unexpended (All Funds)	204,418	247,427	6,813	N/A
Unexpended, by Fund:				
General Revenue	38,977	82,697	1,152	N/A
Federal	164,442	163,731	4,662	N/A
Other	999	999	999	N/A
				(1)



*Current Year restricted amount is as of September 1, 2023.

Reverted includes statutory reserve amounts (when applicable).

Restricted includes Governor's expenditure restrictions which remained at the end of the fiscal year.

NOTES:

(1) FY2024 - There was a pay plan increase of 8.7% for FY24.

CORE RECONCILIATION DETAIL

**DEPARTMENT OF SOCIAL SERVICES
YOUTH SERVICES ADMIN**

5. CORE RECONCILIATION DETAIL

				Budget Class	FTE	GR	Federal	Other	Total	Explanation
TAFP AFTER VETOES										
				PS	39.30	1,011,576	1,147,558	0	2,159,134	
				EE	0.00	81,090	100,527	999	182,616	
				Total	39.30	1,092,666	1,248,085	999	2,341,750	
DEPARTMENT CORE ADJUSTMENTS										
Core Reallocation	380	8011		PS	0.00	0	0	0		(0) Core reallocation to align with actual expenditures.
Core Reallocation	380	6421		PS	0.00	0	0	0		0 Core reallocation to align with actual expenditures.
				NET DEPARTMENT CHANGES	0.00	0	0	0	0	0
DEPARTMENT CORE REQUEST										
				PS	39.30	1,011,576	1,147,558	0	2,159,134	
				EE	0.00	81,090	100,527	999	182,616	
				Total	39.30	1,092,666	1,248,085	999	2,341,750	
GOVERNOR'S RECOMMENDED CORE										
				PS	39.30	1,011,576	1,147,558	0	2,159,134	
				EE	0.00	81,090	100,527	999	182,616	
				Total	39.30	1,092,666	1,248,085	999	2,341,750	

DECISION ITEM SUMMARY

Budget Unit									
Decision Item	FY 2023	FY 2023	FY 2024	FY 2024	FY 2025	FY 2025	*****	*****	
Budget Object Summary	ACTUAL	ACTUAL	BUDGET	BUDGET	DEPT REQ	DEPT REQ	SECURED	SECURED	
Fund	DOLLAR	FTE	DOLLAR	FTE	DOLLAR	FTE	COLUMN	COLUMN	
YOUTH SERVICES ADMIN									
CORE									
PERSONAL SERVICES									
GENERAL REVENUE	901,542	14.08	1,011,576	18.33	1,011,576	18.33	0	0.00	
TITLE XIX-FEDERAL AND OTHER	223,251	3.59	242,808	6.56	242,808	6.56	0	0.00	
TEMP ASSIST NEEDY FAM FEDERAL	832,767	13.71	904,750	14.41	904,750	14.41	0	0.00	
TOTAL - PS	1,957,560	31.38	2,159,134	39.30	2,159,134	39.30	0	0.00	
EXPENSE & EQUIPMENT									
GENERAL REVENUE	78,657	0.00	81,090	0.00	81,090	0.00	0	0.00	
TITLE XIX-FEDERAL AND OTHER	8,856	0.00	13,855	0.00	13,855	0.00	0	0.00	
TEMP ASSIST NEEDY FAM FEDERAL	86,672	0.00	86,672	0.00	86,672	0.00	0	0.00	
YOUTH SERVICES TREATMENT	0	0.00	999	0.00	999	0.00	0	0.00	
TOTAL - EE	174,185	0.00	182,616	0.00	182,616	0.00	0	0.00	
TOTAL	2,131,745	31.38	2,341,750	39.30	2,341,750	39.30	0	0.00	
GRAND TOTAL	\$2,131,745	31.38	\$2,341,750	39.30	\$2,341,750	39.30	\$0	0.00	

DECISION ITEM DETAIL

Budget Unit	FY 2023	FY 2023	FY 2024	FY 2024	FY 2025	FY 2025	*****	*****
Decision Item	ACTUAL	ACTUAL	BUDGET	BUDGET	DEPT REQ	DEPT REQ	SECURED	SECURED
Budget Object Class	DOLLAR	FTE	DOLLAR	FTE	DOLLAR	FTE	COLUMN	COLUMN
YOUTH SERVICES ADMIN								
CORE								
DEPUTY STATE DEPT DIRECTOR	42,955	0.31	0	0.00	0	0.00	0	0.00
DESIGNATED PRINCIPAL ASST DEPT	20,690	0.16	0	0.00	0	0.00	0	0.00
DIVISION DIRECTOR	119,808	0.97	122,614	1.00	130,549	1.00	0	0.00
DEPUTY DIVISION DIRECTOR	99,832	1.00	103,548	1.00	113,890	1.00	0	0.00
PROJECT CONSULTANT	18,961	0.39	0	0.00	0	0.00	0	0.00
BOARD MEMBER	0	0.00	1,138	0.01	1,138	0.01	0	0.00
ADMINISTRATIVE SECRETARY	12,252	0.21	0	0.00	0	0.00	0	0.00
TRAINING SPECIALIST	22,308	0.43	0	0.00	0	0.00	0	0.00
MISCELLANEOUS TECHNICAL	3,831	0.12	0	0.00	0	0.00	0	0.00
MISCELLANEOUS PROFESSIONAL	7,719	0.10	0	0.00	0	0.00	0	0.00
SPECIAL ASST PROFESSIONAL	93,946	1.19	0	0.00	0	0.00	0	0.00
SPECIAL ASST OFFICE & CLERICAL	56,117	1.04	101,050	2.00	101,050	2.00	0	0.00
REGISTERED NURSE	11,680	0.17	0	0.00	0	0.00	0	0.00
THERAPY CONSULTANT	4,753	0.10	0	0.00	0	0.00	0	0.00
ADMINISTRATIVE SUPPORT CLERK	68,674	2.17	0	0.00	72,000	2.00	0	0.00
ADMIN SUPPORT ASSISTANT	186,409	5.26	367,360	11.29	73,023	8.26	0	0.00
LEAD ADMIN SUPPORT ASSISTANT	0	0.00	39,091	1.00	39,091	1.00	0	0.00
ADMIN SUPPORT PROFESSIONAL	50,457	1.00	40,646	1.00	40,646	1.00	0	0.00
PROGRAM ASSISTANT	39,392	0.96	0	0.00	0	0.00	0	0.00
PROGRAM COORDINATOR	0	0.00	816,647	11.73	440,678	5.89	0	0.00
PROGRAM MANAGER	502,901	6.39	0	0.00	463,965	5.87	0	0.00
RESEARCH/DATA ANALYST	118,896	2.00	117,595	2.00	117,595	2.00	0	0.00
PUBLIC RELATIONS COORDINATOR	4,968	0.07	0	0.00	0	0.00	0	0.00
EDUCATION PROGRAM MANAGER	0	0.00	1,573	0.00	1,573	0.00	0	0.00
STAFF DEV TRAINING SPECIALIST	0	0.00	50,502	1.00	50,502	1.00	0	0.00
STAFF DEVELOPMENT TRAINING MGR	0	0.00	64,216	1.00	64,216	1.00	0	0.00
ACCOUNTANT MANAGER	131,637	1.40	0	0.00	116,064	1.00	0	0.00
ASSOCIATE AUDITOR	0	0.00	1,573	0.00	1,573	0.00	0	0.00
AUDITOR	0	0.00	765	0.00	765	0.00	0	0.00
AUDITOR MANAGER	18,360	0.21	0	0.00	0	0.00	0	0.00
PROCUREMENT ANALYST	22,420	0.51	42,303	1.00	42,303	1.00	0	0.00
PROCUREMENT SPECIALIST	36,270	0.67	52,895	1.00	52,895	1.00	0	0.00

DECISION ITEM DETAIL

Budget Unit	FY 2023	FY 2023	FY 2024	FY 2024	FY 2025	FY 2025	*****	*****
Decision Item	ACTUAL	ACTUAL	BUDGET	BUDGET	DEPT REQ	DEPT REQ	SECURED	SECURED
Budget Object Class	DOLLAR	FTE	DOLLAR	FTE	DOLLAR	FTE	COLUMN	COLUMN
YOUTH SERVICES ADMIN								
CORE								
PROCUREMENT SUPERVISOR	6,235	0.10	0	0.00	0	0.00	0	0.00
HUMAN RESOURCES ASSISTANT	36,758	0.96	35,385	1.00	35,385	1.00	0	0.00
HUMAN RESOURCES SPECIALIST	51,115	0.86	56,552	1.00	56,552	1.00	0	0.00
HUMAN RESOURCES MANAGER	77,833	0.93	88,146	1.00	88,146	1.00	0	0.00
YOUTH SERVICES COORDINATOR	90,383	1.70	55,535	1.27	55,535	1.27	0	0.00
TOTAL - PS	1,957,560	31.38	2,159,134	39.30	2,159,134	39.30	0	0.00
TRAVEL, IN-STATE	21,002	0.00	53,483	0.00	53,483	0.00	0	0.00
TRAVEL, OUT-OF-STATE	776	0.00	4,000	0.00	4,500	0.00	0	0.00
SUPPLIES	27,860	0.00	36,457	0.00	36,457	0.00	0	0.00
PROFESSIONAL DEVELOPMENT	13,509	0.00	12,004	0.00	12,004	0.00	0	0.00
COMMUNICATION SERV & SUPP	13,870	0.00	29,418	0.00	19,418	0.00	0	0.00
PROFESSIONAL SERVICES	59,648	0.00	21,899	0.00	21,899	0.00	0	0.00
HOUSEKEEPING & JANITORIAL SERV	142	0.00	0	0.00	0	0.00	0	0.00
M&R SERVICES	2,820	0.00	8,000	0.00	9,000	0.00	0	0.00
COMPUTER EQUIPMENT	200	0.00	0	0.00	0	0.00	0	0.00
OFFICE EQUIPMENT	1,113	0.00	2,924	0.00	3,424	0.00	0	0.00
OTHER EQUIPMENT	17,095	0.00	5,300	0.00	10,300	0.00	0	0.00
BUILDING LEASE PAYMENTS	1,702	0.00	875	0.00	1,375	0.00	0	0.00
EQUIPMENT RENTALS & LEASES	1,880	0.00	756	0.00	1,256	0.00	0	0.00
MISCELLANEOUS EXPENSES	12,568	0.00	7,500	0.00	9,500	0.00	0	0.00
TOTAL - EE	174,185	0.00	182,616	0.00	182,616	0.00	0	0.00
GRAND TOTAL	\$2,131,745	31.38	\$2,341,750	39.30	\$2,341,750	39.30	\$0	0.00
GENERAL REVENUE	\$980,199	14.08	\$1,092,666	18.33	\$1,092,666	18.33		0.00
FEDERAL FUNDS	\$1,151,546	17.30	\$1,248,085	20.97	\$1,248,085	20.97		0.00
OTHER FUNDS	\$0	0.00	\$999	0.00	\$999	0.00		0.00

PROGRAM DESCRIPTION

Department: Social Services

HB Section: 11.500

Program Name: Division of Youth Services (DYS)

Program is found in the following core budget(s): Youth Services Administration

1a. What strategic priority does this program address?

Effective and efficient DYS operations

1b. What does this program do?

The Division of Youth Services (DYS) administration provides funding for Central Office and five regional offices located across the state. DYS is charged by Section 219.011, RSMo, to provide reception, classification, care, activities, education and rehabilitation of youth committed by the Juvenile Courts and the court of general jurisdiction.

- Central Office performs the following functions:
 - Program Development
 - Human Resources - While human resource staff remain assigned to the division, management and direction is provided to these staff by the Human Resource Center within the DSS Director's Office
 - Fiscal and Budget Administration
 - Professional Development
 - Interstate Compact for Juveniles (ICJ)
 - Oversight of the Juvenile Court Diversion (JCD) program
 - Oversight of the requirements for the Prison Rape Elimination Act (PREA)
 - Oversight of the five Regional Offices

- Regional Offices – provide support for DYS programs to ensure statutory mandates are met and program services fit the needs of the youth in care. Each region is responsible for the supervision, planning, evaluation, and staff training that is necessary for effective and efficient delivery of services to DYS youth. In addition, regional office staff work directly with the local courts, juvenile authorities and local contractual residential providers.
 - Northeast Region – Jefferson City
 - Moderate (2) – Fulton Treatment Center and Camp Avery Park Camp
 - Northwest Region – Kansas City
 - Group Homes (1) – Langsford House
 - Moderate (2) – Watkins Mill Park Camp and Waverly Regional Youth Center
 - Secure (2) – Northwest Regional Youth Center and Riverbend Treatment Center
 - Day Treatment (1) – Alternative Resource Center

PROGRAM DESCRIPTION

Department: Social Services

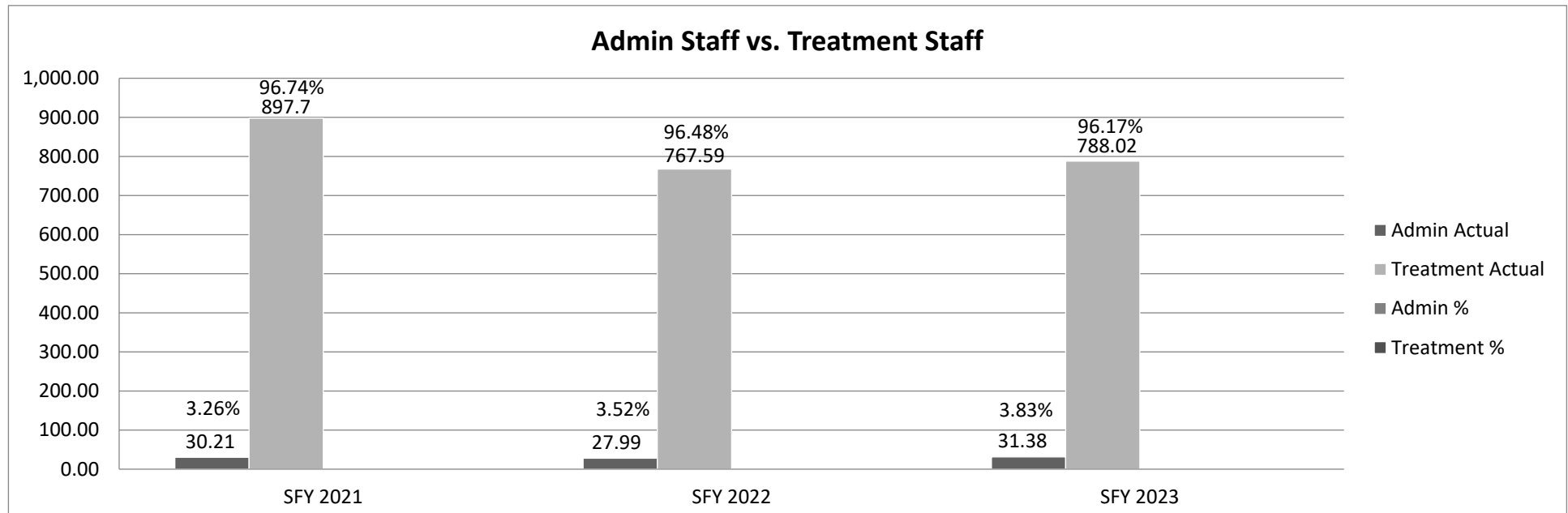
HB Section: 11.500

Program Name: Division of Youth Services (DYS)

Program is found in the following core budget(s): Youth Services Administration

- Southeast Region – Poplar Bluff
 - Moderate (3) – Girardot Center, Sierra Osage Treatment Center and WE Sears Youth Center
 - Day Treatment (1) – Hope Life Learning Center
- Southwest Region – Springfield
 - Group Homes (1) – Datema House
 - Moderate (4) – Community Learning Center, Gentry Residential Treatment Center, Mount Vernon Treatment Center and Wilson Creek
 - Day Treatment (2) – Excel School and Gateway School
- St. Louis Region – St. Louis
 - Moderate (4) – MO Hills (Bissell Hall, Fort Bellefontaine Campus, Lewis & Clark Hall and Twin Rivers Campus)
 - Secure (2) – Hillsboro Treatment Center and Hogan Street Regional Youth Center
 - Day Treatment (2) – MET Day Treatment and New Day Day Treatment Center

2a. Provide an activity measure(s) for the program.



PROGRAM DESCRIPTION

Department: Social Services

HB Section: 11.500

Program Name: Division of Youth Services (DYS)

Program is found in the following core budget(s): Youth Services Administration

2b. Provide a measure(s) of the program's quality.

One third of DYS facilities are audited each year by an external audit group. The audit group inspects facilities to ensure compliance with the standards set forth in the Prison Rape Elimination Act (PREA).

PREA COMPLIANCE

- SFY 2020 – Missouri DYS was one of nineteen states to be PREA compliant.
- SFY 2021 – Missouri DYS was one of twenty-one states to be PREA compliant.
- SFY 2022 – Data not Available
- SFY 2023 – Data not Available

DYS INTERNATIONAL AND DOMESTIC SITE VISITS

The Missouri Approach for juvenile justice has gained attention for many years, both nationally and internationally. The chart below shows the site visits that DYS has conducted. As operations are beginning to normalize, Australia has reached out to DYS to begin some collaboration, as well as Louisiana and Washington DC. The collaboration with Guatemala has demonstrated that Missouri has significantly influenced reform efforts in Guatemala. They have mirrored the Missouri Approach in many of their country's reform efforts.

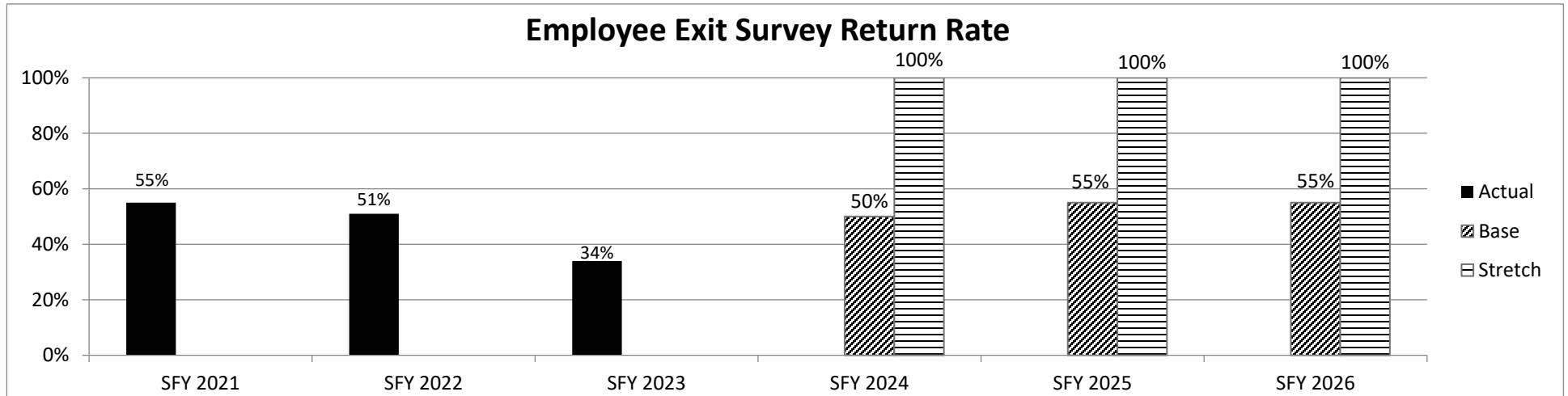
SFY 2018	
September 27-30, 2017	Virginia Department of Juvenile Justice and Casey Foundation
March 15, 2018	National Public Radio (NPR) Interview
May 22-25, 2018	US Department of State - Delegations from El Salvador, Mexico, Guatemala, Costa Rica & Colombia
SFY 2019	
November 26-28, 2018 & April 11, 2019	Guatemala Delegation Visit
April 25, 2019	Mexico Delegation, Staff from Vera Institute of Justice, Casey Foundation and New Jersey Institute for Social Justice
June 12-13, 2019	Guatemala Delegation Visit
SFY 2020	
March 19 – April 3, 2020	Australia Delegation Visit (site visit was cancelled due to COVID-19)
SFY 2023	
October 4 - 5, 2022	Winston Churchill Trust - Australian Fellow visited the DYS Southwest Region
February 9-12, 2023	Australia Delegation - Visited the DYS Northwest Region

PROGRAM DESCRIPTION

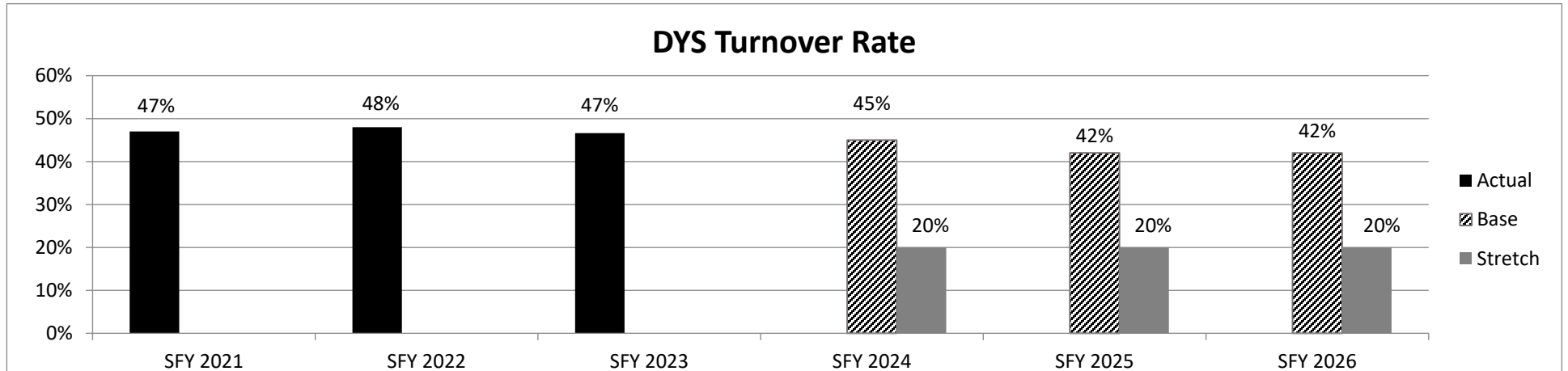
Department: Social Services
 Program Name: Division of Youth Services (DYS)
 Program is found in the following core budget(s): Youth Services Administration

HB Section: 11.500

2c. Provide a measure(s) of the program's impact.



2d. Provide a measure(s) of the program's efficiency.



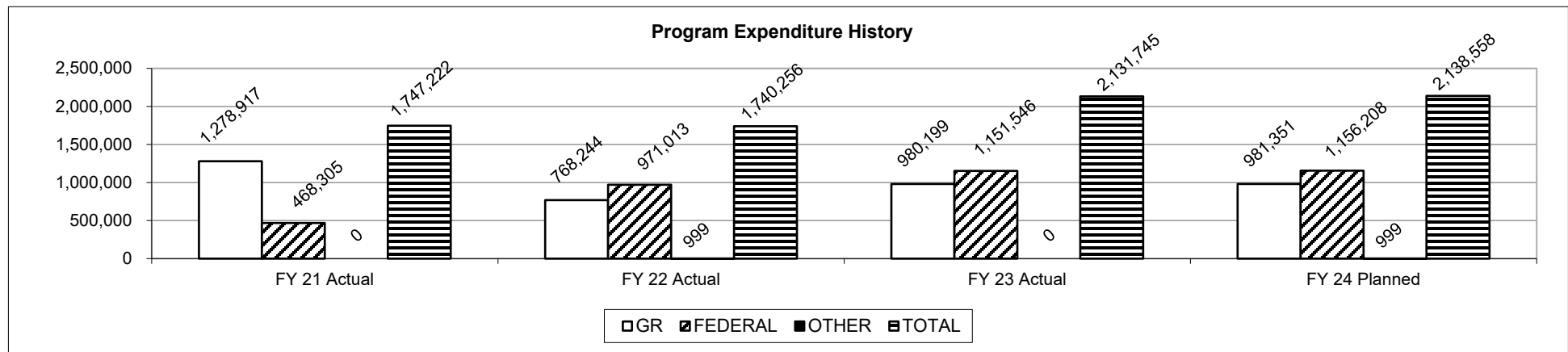
Our front line staff, Youth Specialists, have the highest turnover rate for the Division.

PROGRAM DESCRIPTION

Department: Social Services
 Program Name: Division of Youth Services (DYS)
 Program is found in the following core budget(s): Youth Services Administration

HB Section: 11.500

3. Provide actual expenditures for the prior three fiscal years and planned expenditures for the current fiscal year. (Note: Amounts do not include fringe benefit costs.)



Planned FY 2024 expenditures are net of reserves and reverted.

4. What are the sources of the “Other” funds?

Youth Services Treatment Fund (0843)

5. What is the authorization for this program, i.e., federal or state statute, etc.? (Include the federal program number, if applicable.)

State Statute: Sections 219.011 – 219.096, RSMo

6. Are there federal matching requirements? If yes, please explain.

Expenditures are allocated in accordance with the methodology outlined in the department's cost allocation plan and charged to corresponding grants or used as maintenance of effort as appropriate.

7. Is this a federally mandated program? If yes, please explain.

No

Core – Youth Treatment Programs

CORE DECISION ITEM

Department: Social Services
 Division: Youth Services
 Core: Youth Treatment Programs

Budget Unit: 90438C

HB Section: 11.505

1. CORE FINANCIAL SUMMARY

	FY 2025 Budget Request					FY 2025 Governor's Recommendation			
	GR	Federal	Other	Total		GR	Fed	Other	Total
PS	24,512,458	18,032,717	3,988,214	46,533,389	PS	0	0	0	0
EE	361,782	4,451,393	2,574,588	7,387,763	EE	0	0	0	0
PSD	137,771	1,959,257	1,294,305	3,391,333	PSD	0	0	0	0
TRF	0	0	0	0	TRF	0	0	0	0
Total	25,012,011	24,443,367	7,857,107	57,312,485	Total	0	0	0	0
FTE	388.43	518.74	89.21	996.38	FTE	0.00	0.00	0.00	0.00

Est. Fringe	14,996,215	14,663,417	2,845,328	32,504,959
--------------------	------------	------------	-----------	------------

Note: Fringes budgeted in House Bill 5 except for certain fringes budgeted directly to MoDOT, Highway Patrol, and Conservation.

Est. Fringe	0	0	0	0
--------------------	---	---	---	---

Note: Fringes budgeted in House Bill 5 except for certain fringes budgeted directly to MoDOT, Highway Patrol, and Conservation.

Other Funds: DOSS Educational Improvement Fund (0620) - \$7,672,159
 Health Initiatives Fund (0275) - \$179,948
 Youth Services Product Fund (0764) - \$5,000

Other Funds:

2. CORE DESCRIPTION

The Division of Youth Services (DYS) has statutory responsibility under 219.016, RSMo, to provide education and rehabilitation services to youth committed to the Division from the 46 circuit courts in Missouri.

This section provides funding for all treatment related and educational services for the Division. The personal services and expense and equipment for the day-to-day operation of all residential facilities and day treatment programs are included in the Youth Treatment Programs. This appropriation also covers the cost of providing case management services to DYS' clients and training to divisional staff.

3. PROGRAM LISTING (list programs included in this core funding)

Case Management
 Non-Residential Care
 Residential Care

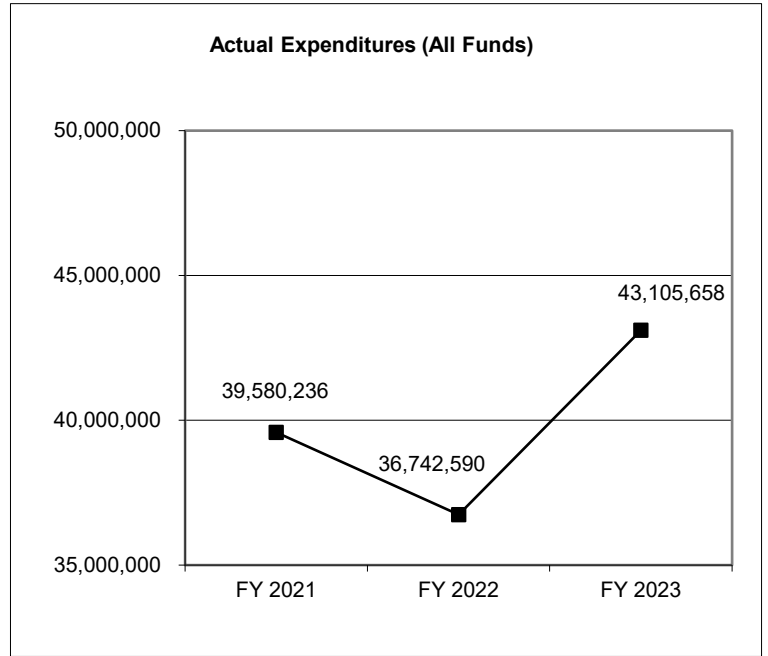
CORE DECISION ITEM

Department: Social Services
 Division: Youth Services
 Core: Youth Treatment Programs

Budget Unit: 90438C
 HB Section: 11.505

4. FINANCIAL HISTORY

	FY 2021 Actual	FY 2022 Actual	FY 2023 Actual	FY 2024 Current Yr.
Appropriation (All Funds)	51,562,076	50,634,593	53,512,774	53,512,774
Less Reverted (All Funds)	(616,135)	(753,607)	(1,438,787)	(698,604)
Less Restricted (All Funds)	0	0	0	0
Budget Authority (All Funds)	50,945,941	49,880,986	52,073,987	52,814,170
Actual Expenditures (All Funds)	39,580,236	36,742,590	43,105,658	N/A
Unexpended (All Funds)	11,365,705	13,138,396	8,968,329	N/A
Unexpended, by Fund:				
General Revenue	558,482	5,348,495	3,577,588	N/A
Federal	7,315,700	3,725,340	2,570,887	N/A
Other	3,491,523	4,064,562	2,819,854	N/A
				(1)



*Current Year restricted amount is as of September 1, 2023.

Reverted includes statutory reserve amounts (when applicable).

Restricted includes Governor's expenditure restrictions which remained at the end of the fiscal year.

NOTES:

(1) FY2024 - There was a pay plan increase of 8.7% for FY24.

CORE RECONCILIATION DETAIL

**DEPARTMENT OF SOCIAL SERVICES
YOUTH TREATMENT PROGRAMS**

5. CORE RECONCILIATION DETAIL

				Budget Class	FTE	GR	Federal	Other	Total	Explanation
TAFP AFTER VETOES										
				PS	996.38	24,512,458	18,032,717	3,988,214	46,533,389	
				EE	0.00	526,923	5,080,025	2,574,588	8,181,536	
				PD	0.00	302,911	1,587,889	1,294,305	3,185,105	
				Total	996.38	25,342,292	24,700,631	7,857,107	57,900,030	
DEPARTMENT CORE ADJUSTMENTS										
1x Expenditures	331	8032		EE	0.00	0	(128,632)	0	(128,632)	Core reduction of one-time funding.
1x Expenditures	331	7532		EE	0.00	(165,141)	0	0	(165,141)	Core reduction of one-time funding.
1x Expenditures	331	7532		PD	0.00	(165,140)	0	0	(165,140)	Core reduction of one-time funding.
1x Expenditures	331	8032		PD	0.00	0	(128,632)	0	(128,632)	Core reduction of one-time funding.
Core Reallocation	390	6424		EE	0.00	0	(500,000)	0	(500,000)	Core reallocation to align with actual expenditures.
Core Reallocation	390	6424		PD	0.00	0	500,000	0	500,000	Core reallocation to align with actual expenditures.
Core Reallocation	394	1212		PS	0.00	0	0	0	(0)	Core reallocation to align with actual expenditures.
Core Reallocation	394	6423		PS	0.00	0	0	0	0	Core reallocation to align with actual expenditures.
Core Reallocation	394	1743		PS	0.00	0	0	0	0	Core reallocation to align with actual expenditures.
Core Reallocation	394	1220		PS	(0.00)	0	0	0	0	Core reallocation to align with actual expenditures.
NET DEPARTMENT CHANGES					0.00	(330,281)	(257,264)	0	(587,545)	

CORE RECONCILIATION DETAIL

**DEPARTMENT OF SOCIAL SERVICES
YOUTH TREATMENT PROGRAMS**

5. CORE RECONCILIATION DETAIL

	Budget Class	FTE	GR	Federal	Other	Total	Explanation
DEPARTMENT CORE REQUEST							
	PS	996.38	24,512,458	18,032,717	3,988,214	46,533,389	
	EE	0.00	361,782	4,451,393	2,574,588	7,387,763	
	PD	0.00	137,771	1,959,257	1,294,305	3,391,333	
	Total	996.38	25,012,011	24,443,367	7,857,107	57,312,485	
GOVERNOR'S RECOMMENDED CORE							
	PS	996.38	24,512,458	18,032,717	3,988,214	46,533,389	
	EE	0.00	361,782	4,451,393	2,574,588	7,387,763	
	PD	0.00	137,771	1,959,257	1,294,305	3,391,333	
	Total	996.38	25,012,011	24,443,367	7,857,107	57,312,485	

DECISION ITEM SUMMARY

Budget Unit									
Decision Item	FY 2023	FY 2023	FY 2024	FY 2024	FY 2025	FY 2025	*****	*****	
Budget Object Summary	ACTUAL	ACTUAL	BUDGET	BUDGET	DEPT REQ	DEPT REQ	SECURED	SECURED	
Fund	DOLLAR	FTE	DOLLAR	FTE	DOLLAR	FTE	COLUMN	COLUMN	
YOUTH TREATMENT PROGRAMS									
CORE									
PERSONAL SERVICES									
GENERAL REVENUE	17,433,621	397.41	24,512,458	388.43	24,512,458	388.43	0	0.00	
TITLE XIX-FEDERAL AND OTHER	4,073,416	94.60	4,905,341	127.84	4,905,341	127.84	0	0.00	
TEMP ASSIST NEEDY FAM FEDERAL	9,399,466	215.03	12,209,948	371.40	12,209,948	371.40	0	0.00	
DEPT OF SOC SERV FEDERAL & OTH	782,579	18.21	917,428	19.50	917,428	19.50	0	0.00	
HEALTH INITIATIVES	12	0.00	170,842	6.43	170,842	6.43	0	0.00	
DOSS EDUCATIONAL IMPROVEMENT	3,089,924	62.77	3,817,372	82.78	3,817,372	82.78	0	0.00	
TOTAL - PS	34,779,018	788.02	46,533,389	996.38	46,533,389	996.38	0	0.00	
EXPENSE & EQUIPMENT									
GENERAL REVENUE	629,185	0.00	526,923	0.00	361,782	0.00	0	0.00	
TITLE XIX-FEDERAL AND OTHER	3,172,615	0.00	2,440,344	0.00	2,311,712	0.00	0	0.00	
TEMP ASSIST NEEDY FAM FEDERAL	913,455	0.00	1,514,661	0.00	1,014,661	0.00	0	0.00	
DEPT OF SOC SERV FEDERAL & OTH	911,147	0.00	1,125,020	0.00	1,125,020	0.00	0	0.00	
HEALTH INITIATIVES	0	0.00	1,005	0.00	1,005	0.00	0	0.00	
DOSS EDUCATIONAL IMPROVEMENT	1,188,448	0.00	2,568,583	0.00	2,568,583	0.00	0	0.00	
YOUTH SERVICES PRODUCTS	0	0.00	5,000	0.00	5,000	0.00	0	0.00	
TOTAL - EE	6,814,850	0.00	8,181,536	0.00	7,387,763	0.00	0	0.00	
PROGRAM-SPECIFIC									
GENERAL REVENUE	46,335	0.00	302,911	0.00	137,771	0.00	0	0.00	
TITLE XIX-FEDERAL AND OTHER	470,915	0.00	1,387,889	0.00	1,259,257	0.00	0	0.00	
TEMP ASSIST NEEDY FAM FEDERAL	601,113	0.00	0	0.00	500,000	0.00	0	0.00	
DEPT OF SOC SERV FEDERAL & OTH	75,133	0.00	0	0.00	0	0.00	0	0.00	
DYS CHILD BENEFITS FUND	0	0.00	200,000	0.00	200,000	0.00	0	0.00	
HEALTH INITIATIVES	8,833	0.00	8,101	0.00	8,101	0.00	0	0.00	
DOSS EDUCATIONAL IMPROVEMENT	309,461	0.00	1,286,204	0.00	1,286,204	0.00	0	0.00	
TOTAL - PD	1,511,790	0.00	3,185,105	0.00	3,391,333	0.00	0	0.00	
TOTAL	43,105,658	788.02	57,900,030	996.38	57,312,485	996.38	0	0.00	
GRAND TOTAL	\$43,105,658	788.02	\$57,900,030	996.38	\$57,312,485	996.38	\$0	0.00	

FLEXIBILITY REQUEST FORM

BUDGET UNIT NUMBER: 90438C BUDGET UNIT NAME: Youth Treatment Programs HOUSE BILL SECTION: 11.505	DEPARTMENT: Department of Social Services DIVISION: Youth Services
---	---

1. Provide the amount by fund of personal service flexibility and the amount by fund of expense and equipment flexibility you are requesting in dollar and percentage terms and explain why the flexibility is needed. If flexibility is being requested among divisions, provide the amount by fund of flexibility you are requesting in dollar and percentage terms and explain why the flexibility is needed.

DEPARTMENT REQUEST

DSS is requesting a minimum of 10% flexibility between funds 0199 (TANF), 0610 (Federal), and 0163 (Title XIX-Federal and other).

2. Estimate how much flexibility will be used for the budget year. How much flexibility was used in the Prior Year Budget and the Current Year Budget? Please specify the amount.

PRIOR YEAR ACTUAL AMOUNT OF FLEXIBILITY USED	CURRENT YEAR ESTIMATED AMOUNT OF FLEXIBILITY THAT WILL BE USED	BUDGET REQUEST ESTIMATED AMOUNT OF FLEXIBILITY THAT WILL BE USED
N/A	Up to 10% flexibility will be used.	Up to 10% flexibility will be used.

3. Please explain how flexibility was used in the prior and/or current years.

PRIOR YEAR EXPLAIN ACTUAL USE	CURRENT YEAR EXPLAIN PLANNED USE
N/A	Flexibility request is due to the difficulty to project commitments coming in and what level of care they will be placed. Earnings are based on the kids that come in and the level of their care.

DECISION ITEM DETAIL

Budget Unit	FY 2023	FY 2023	FY 2024	FY 2024	FY 2025	FY 2025	*****	*****
Decision Item	ACTUAL	ACTUAL	BUDGET	BUDGET	DEPT REQ	DEPT REQ	SECURED	SECURED
Budget Object Class	DOLLAR	FTE	DOLLAR	FTE	DOLLAR	FTE	COLUMN	COLUMN
YOUTH TREATMENT PROGRAMS								
CORE								
DEPUTY DIVISION DIRECTOR	100,841	1.01	0	0.00	113,900	1.01	0	0.00
DESIGNATED PRINCIPAL ASST DIV	93,511	0.92	203,721	1.61	113,900	1.00	0	0.00
PROJECT CONSULTANT	93,000	1.48	35,092	0.50	35,092	0.50	0	0.00
LEGAL COUNSEL	42,878	0.57	35,092	0.50	35,092	0.50	0	0.00
OFFICE WORKER MISCELLANEOUS	698	0.02	0	0.00	0	0.00	0	0.00
TRAINING SPECIALIST	21,515	0.42	0	0.00	0	0.00	0	0.00
MISCELLANEOUS TECHNICAL	459	0.01	0	0.00	0	0.00	0	0.00
TEACHER	21,675	0.47	0	0.00	0	0.00	0	0.00
SPECIAL ASST PROFESSIONAL	277,582	4.14	270,255	4.00	270,255	4.00	0	0.00
SPECIAL ASST OFFICE & CLERICAL	32,655	0.49	9,083	0.16	9,083	0.16	0	0.00
REGISTERED NURSE	27,107	0.43	0	0.00	0	0.00	0	0.00
THERAPY CONSULTANT	881	0.01	0	0.00	0	0.00	0	0.00
SOCIAL SERVICES AIDE	320,730	9.91	344,655	12.58	344,655	12.58	0	0.00
SOCIAL SERVICES WORKER	214,594	5.97	0	0.00	174,511	4.85	0	0.00
SOCIAL SERVICES CONSULTANT	15,874	0.37	0	0.00	0	0.00	0	0.00
ADMINISTRATIVE SUPPORT CLERK	819,315	25.62	0	0.00	709,555	22.19	0	0.00
ADMIN SUPPORT ASSISTANT	902,609	25.80	2,101,011	61.18	1,463,140	41.29	0	0.00
ADMIN SUPPORT PROFESSIONAL	518,970	12.89	453,048	11.58	453,048	11.58	0	0.00
ADMINISTRATIVE MANAGER	65,197	1.12	0	0.00	0	0.00	0	0.00
SENIOR PROGRAM SPECIALIST	118,951	2.01	0	0.00	118,951	2.01	0	0.00
PROGRAM COORDINATOR	0	0.00	2,803,767	48.00	2,210,518	41.92	0	0.00
PROGRAM MANAGER	670,088	9.08	0	0.00	670,088	9.12	0	0.00
ASSOC RESEARCH/DATA ANALYST	50,877	1.01	0	0.00	0	0.00	0	0.00
RESEARCH/DATA ANALYST	3,281	0.06	95,941	0.58	95,941	0.58	0	0.00
PUBLIC RELATIONS SPECIALIST	22,677	0.50	0	0.00	0	0.00	0	0.00
LICENSED PRACTICAL NURSE	172,307	3.97	396,987	10.09	396,987	10.09	0	0.00
REGISTERED NURSE	746,033	11.73	491,912	7.10	491,912	7.10	0	0.00
PSYCHOLOGIST	0	0.00	83,181	1.00	83,181	1.00	0	0.00
FOOD SERVICE WORKER	882,965	27.12	920,168	30.27	920,168	30.27	0	0.00
FOOD SERVICE SUPERVISOR	483,193	13.71	554,360	15.03	554,360	15.03	0	0.00
EDUCATION ASSISTANT	44,207	1.38	50,349	1.50	50,349	1.50	0	0.00
EDUCATION SPECIALIST	3,349,489	67.99	4,468,732	85.03	4,279,020	82.57	0	0.00

DECISION ITEM DETAIL

Budget Unit	FY 2023	FY 2023	FY 2024	FY 2024	FY 2025	FY 2025	*****	*****
Decision Item	ACTUAL	ACTUAL	BUDGET	BUDGET	DEPT REQ	DEPT REQ	SECURED	SECURED
Budget Object Class	DOLLAR	FTE	DOLLAR	FTE	DOLLAR	FTE	COLUMN	COLUMN
YOUTH TREATMENT PROGRAMS								
CORE								
EDUCATION PROGRAM MANAGER	257,109	4.55	334,145	5.91	334,145	5.91	0	0.00
LIBRARY MANAGER	0	0.00	42,395	1.00	42,395	1.00	0	0.00
EDUCATIONAL COUNSELOR	44,819	1.01	87,764	2.00	87,764	2.00	0	0.00
STAFF DEV TRAINING SPECIALIST	491,638	9.99	578,247	11.00	578,247	11.00	0	0.00
STAFF DEVELOPMENT TRAINING MGR	63,159	1.01	63,638	1.00	63,638	1.00	0	0.00
VOCATIONAL EDUC INSTRUCTOR	92,471	2.02	191,784	4.00	191,784	4.00	0	0.00
AGENCY BUDGET SENIOR ANALYST	45,113	0.79	58,517	1.00	58,517	1.00	0	0.00
ACCOUNTS ASSISTANT	0	0.00	66,860	2.00	66,860	2.00	0	0.00
SENIOR ACCOUNTS ASSISTANT	30,351	0.63	75,579	2.00	75,579	2.00	0	0.00
ACCOUNTANT	7,832	0.16	0	0.00	0	0.00	0	0.00
INTERMEDIATE ACCOUNTANT	7,618	0.12	0	0.00	0	0.00	0	0.00
SENIOR ACCOUNTANT	2,566	0.04	0	0.00	0	0.00	0	0.00
ACCOUNTANT MANAGER	13,588	0.16	0	0.00	0	0.00	0	0.00
ASSOCIATE AUDITOR	0	0.00	56,603	1.00	56,603	1.00	0	0.00
AUDITOR	14,693	0.25	0	0.00	0	0.00	0	0.00
LEAD AUDITOR	24,144	0.39	0	0.00	0	0.00	0	0.00
PROCUREMENT ANALYST	0	0.00	685	0.00	685	0.00	0	0.00
PROCUREMENT SUPERVISOR	48,778	0.63	0	0.00	0	0.00	0	0.00
HUMAN RESOURCES ASSISTANT	36,575	0.96	37,536	1.00	37,536	1.00	0	0.00
HUMAN RESOURCES GENERALIST	49,447	1.01	57,866	1.25	57,866	1.25	0	0.00
HUMAN RESOURCES SPECIALIST	9,273	0.17	0	0.00	0	0.00	0	0.00
YOUTH SERVICES WORKER	14,438,935	347.29	19,876,923	454.54	19,808,694	452.21	0	0.00
YTH SVCS SUPERVISOR/SPECIALIST	4,217,739	96.84	7,052,051	156.94	5,825,898	130.49	0	0.00
YTH SVCS SUPERVISOR	1,093,891	21.65	0	0.00	941,268	18.64	0	0.00
YOUTH SERVICES COORDINATOR	1,037,749	20.77	1,224,679	24.00	1,224,679	24.00	0	0.00
YOUTH SERVICES MANAGER	2,593,370	46.33	1,966,628	37.03	2,043,390	37.03	0	0.00
PUBLIC HEALTH PROGRAM ASSOC	44,001	1.04	0	0.00	0	0.00	0	0.00
OTHER	0	0.00	1,444,135	0.00	1,444,135	0.00	0	0.00
TOTAL - PS	34,779,018	788.02	46,533,389	996.38	46,533,389	996.38	0	0.00
TRAVEL, IN-STATE	129,861	0.00	240,209	0.00	240,209	0.00	0	0.00
TRAVEL, OUT-OF-STATE	2,726	0.00	7,589	0.00	8,089	0.00	0	0.00
SUPPLIES	3,406,884	0.00	3,439,815	0.00	2,631,215	0.00	0	0.00

DECISION ITEM DETAIL

Budget Unit	FY 2023	FY 2023	FY 2024	FY 2024	FY 2025	FY 2025	*****	*****
Decision Item	ACTUAL	ACTUAL	BUDGET	BUDGET	DEPT REQ	DEPT REQ	SECURED	SECURED
Budget Object Class	DOLLAR	FTE	DOLLAR	FTE	DOLLAR	FTE	COLUMN	COLUMN
YOUTH TREATMENT PROGRAMS								
CORE								
PROFESSIONAL DEVELOPMENT	99,371	0.00	148,540	0.00	148,540	0.00	0	0.00
COMMUNICATION SERV & SUPP	297,970	0.00	530,963	0.00	590,963	0.00	0	0.00
PROFESSIONAL SERVICES	733,222	0.00	2,218,530	0.00	1,974,757	0.00	0	0.00
HOUSEKEEPING & JANITORIAL SERV	118,693	0.00	124,244	0.00	139,244	0.00	0	0.00
M&R SERVICES	319,767	0.00	402,260	0.00	452,260	0.00	0	0.00
COMPUTER EQUIPMENT	3,045	0.00	0	0.00	0	0.00	0	0.00
MOTORIZED EQUIPMENT	945,649	0.00	6,000	0.00	56,000	0.00	0	0.00
OFFICE EQUIPMENT	166,239	0.00	163,330	0.00	173,330	0.00	0	0.00
OTHER EQUIPMENT	315,019	0.00	410,168	0.00	430,168	0.00	0	0.00
PROPERTY & IMPROVEMENTS	14,754	0.00	34,338	0.00	34,438	0.00	0	0.00
BUILDING LEASE PAYMENTS	10,649	0.00	7,362	0.00	9,362	0.00	0	0.00
EQUIPMENT RENTALS & LEASES	11,210	0.00	20,715	0.00	21,715	0.00	0	0.00
MISCELLANEOUS EXPENSES	239,791	0.00	427,473	0.00	477,473	0.00	0	0.00
TOTAL - EE	6,814,850	0.00	8,181,536	0.00	7,387,763	0.00	0	0.00
PROGRAM DISTRIBUTIONS	1,478,615	0.00	3,175,105	0.00	3,381,333	0.00	0	0.00
DEBT SERVICE	33,175	0.00	10,000	0.00	10,000	0.00	0	0.00
TOTAL - PD	1,511,790	0.00	3,185,105	0.00	3,391,333	0.00	0	0.00
GRAND TOTAL	\$43,105,658	788.02	\$57,900,030	996.38	\$57,312,485	996.38	\$0	0.00
GENERAL REVENUE	\$18,109,141	397.41	\$25,342,292	388.43	\$25,012,011	388.43		0.00
FEDERAL FUNDS	\$20,399,839	327.84	\$24,700,631	518.74	\$24,443,367	518.74		0.00
OTHER FUNDS	\$4,596,678	62.77	\$7,857,107	89.21	\$7,857,107	89.21		0.00

PROGRAM DESCRIPTION

Department: Social Services

HB Section: 11.505

Program Name: Division of Youth Services (DYS)

Program is found in the following core budget(s): Youth Services Treatment

1a. What strategic priority does this program address?

Productively involved youth and safer communities

1b. What does this program do?

The Division of Youth Services (DYS) treatment core provides funding for all treatment related and educational services for the youth committed to DHS. Included within this appropriation are the personal services and expense and equipment for the day-to-day operation of all residential facilities and day treatment programs. In addition, this appropriation also covers the cost of providing case management services to DHS youth, training for staff, and programs that promote family engagement.

Program Goals and Objectives:

- To provide a safe and secure environment for youth in the Division of Youth Services.
- To provide a Department of Elementary and Secondary Education approved education to youth in residential care and community placements.
- To help youth achieve productive community involvement and improve “wellbeing”.
- To improve family relationships.

Services Provided:

Youth Treatment Program components include: residential, aftercare, and specialized services available in both residential and aftercare programs.

- Residential Care – provided for youth who, by past behavior or offense, have demonstrated an inability to function satisfactorily in a community setting, and providing safety and security to the community while meeting individual treatment needs of committed youth. The division operates three levels of residential programs:
 - Secure Care (4) – highly structured secure programs in fenced facilities for youth with the highest scores in risks, seriousness, and treatment needs.
 - Moderate Care (15) – moderate level of structure for youth assessed in the moderate range for risks, seriousness, and treatment needs.
 - Group Homes (2) – least restrictive environment for youth with the lowest assessed risk, seriousness, and treatment needs.
- Dual Jurisdiction – blended sentence alternative in which the court may dually commit a certified youth offender in both the Division of Youth Services and the Department of Corrections. These youth are largely served at our secure residential facilities.
- Contractual Residential Services – placement may include private residential care, alternative independent living, or foster care.

PROGRAM DESCRIPTION

Department: Social Services

HB Section: 11.505

Program Name: Division of Youth Services (DYS)

Program is found in the following core budget(s): Youth Services Treatment

- Aftercare – provides resources to assist youth with successful and sustainable transitions from residential treatment to the community.
 - Day Treatment/Resource Centers (6) – while living in the community, youth may attend a structured program to continue their education and treatment and participate in positive recreation activities to help ensure a successful transition from residential care. This programming is also available to court referred youth as a “diversion” intervention.
- Specialized Services available to both Residential Programs and Aftercare Programs
 - Case Management – planning and service delivery process administered by the division’s service coordinators to determine needs and risk of each youth committed to the division. These staff facilitate and lead discussions associated with treatment and community safety; plan and coordinate treatment; work with the family and community to develop resources and supports; monitor progress on goals and objectives; and coordinate the transition of youth back to the community and productive citizenship.
 - Blended Education – DYS youth are required to participate in education or career preparation activities as a condition of release and community placement. DYS offers a variety of DESE approved educational environments ranging from residential care, day treatment centers, and a distance learning academy.
 - Family Specialist – provide training, consultation, and assistance to other DYS and community programs regarding family involvement, family strengthening interventions, and re-integration of the youth into their families.
 - Jobs Program – provides DYS youth opportunities to develop job readiness skills, gain actual work experience, and/or prepare to successfully pass the High School Equivalency Test (HiSET) examination.
 - Families and Schools Together (FAST) - strengthens family engagement efforts by providing eight week multi-family meetings designed to address three problems: alcohol and drug abuse, delinquency, and school retention. FAST is an evidence based program that introduces families to social support networks and resources in the community.
 - Intensive Case Monitoring – provides community mentors to keep in close contact with youth committed to DYS. Community mentors serve as a role model and ensure youth are abiding by the program conditions, such as attending school and being home by curfew. In addition, community mentors may provide tutoring and help with job search activities.

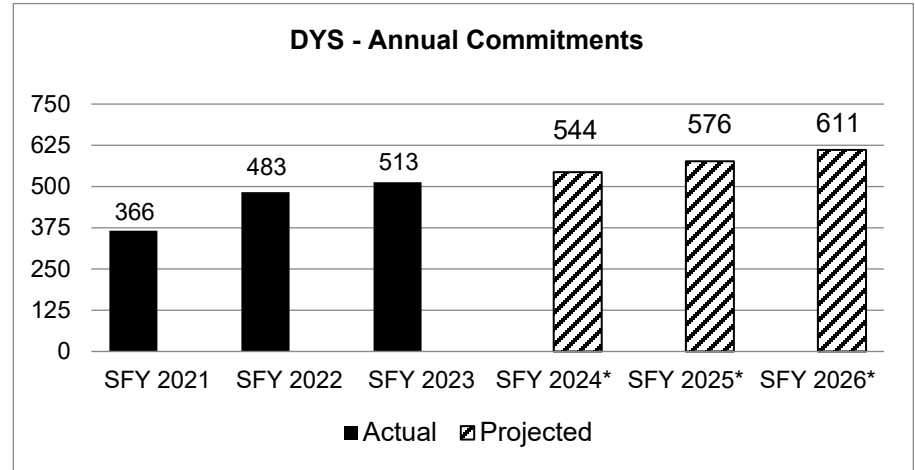
PROGRAM DESCRIPTION

Department: Social Services
 Program Name: Division of Youth Services (DYS)
 Program is found in the following core budget(s): Youth Services Treatment

HB Section: 11.505

2a. Provide an activity measure(s) for the program.

Total Commitments by Age and Gender*				
	Age	Male	Female	Total
SFY20	15 and younger	189	39	228
	16 and older	168	20	188
	SFY20 TOTAL	357	59	416
SFY21	15 and younger	171	31	202
	16 and older	150	14	164
	SFY21 TOTAL	321	45	366
SFY22	15 and younger	197	41	238
	16 and older	217	28	245
	SFY22 TOTAL	414	69	483
SFY23	15 and younger	186	36	222
	16 and older	256	35	291
	SFY23 TOTAL	442	71	513



*SFY 2024 - includes a six percent projected increase in the number of annual commitments. In SFY 2023, DYS had an increase of 30 commitments (6%) over the prior fiscal year.

*Includes recommitments and dual jurisdiction

Youth Served in Residential Programs	
State Fiscal Year	Actual
2017	1,437
2018	1,338
2019	1,216
2020	1,018
2021	803
2022*	913
2023*	996

Youth Served in Day Treatment Programs	
State Fiscal Year	Actual
2017	400
2018	415
2019	450
2020	376
2021	226
2022	264
2023	275

Youth Receiving Case Management	
State Fiscal Year	Actual
2017	1,775
2018	1,605
2019	1,508
2020	1,491
2021	1,273
2022*	1,346
2023*	1,476

*Increase due to Raise the Age Legislation

PROGRAM DESCRIPTION

Department: Social Services

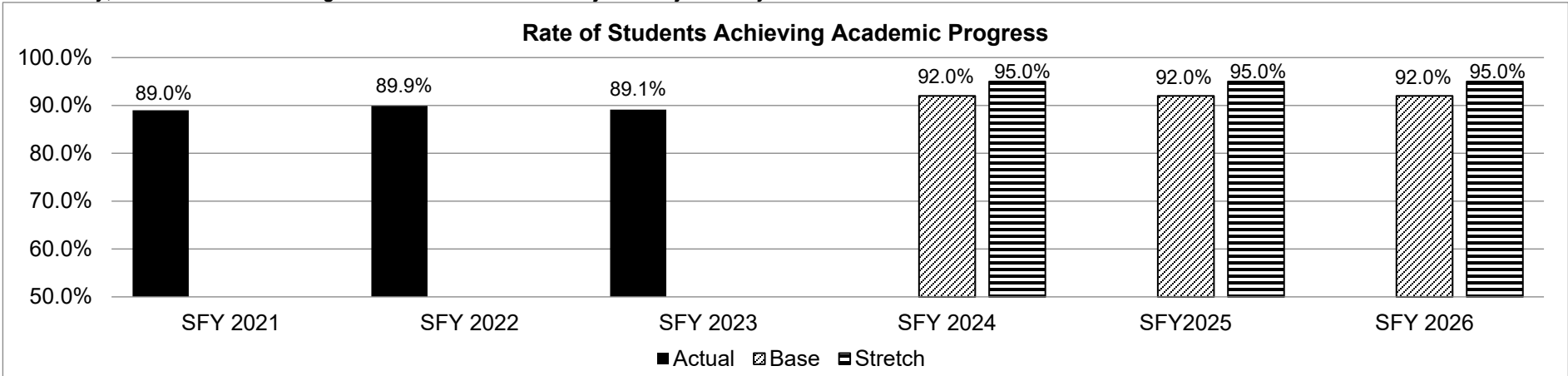
HB Section: 11.505

Program Name: Division of Youth Services (DYS)

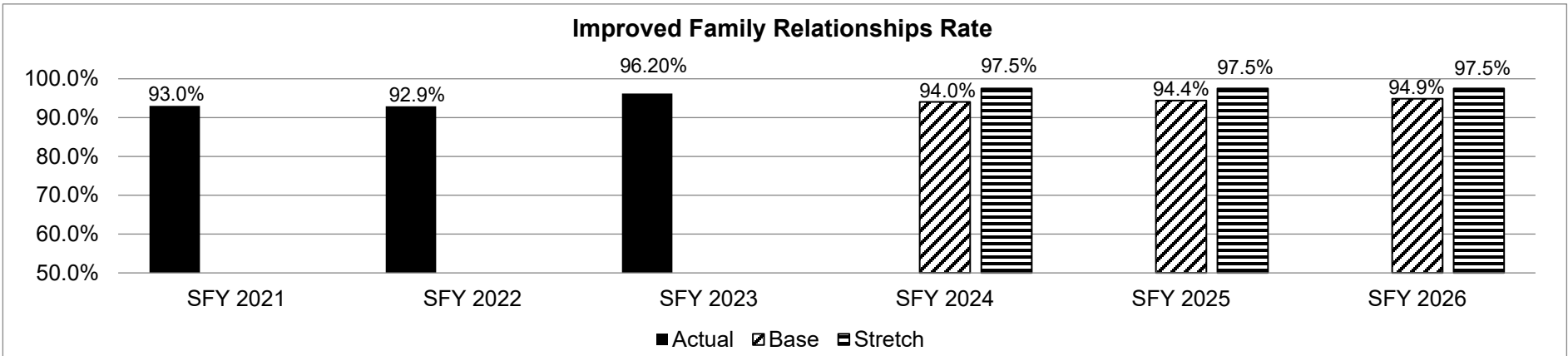
Program is found in the following core budget(s): Youth Services Treatment

2b. Provide a measure(s) of the program's quality.

**Currently, there is a lack of congruent measures within the juvenile justice system.*



Student demonstrates progress academically by attaining a high school diploma or equivalent, bettering Woodcock Johnson scores and/or attempting the HiSET. The Woodcock Johnson Assessment measures student skill levels in Reading, Math, and Writing, as well as measuring Cognitive abilities. This assessment tracks improvement (pre/post testing), proficiency, as well as being an interval measurement of academic achievement.



Percentage of youth and guardians who report improved family relationships via completed customer satisfaction surveys upon release. The base projection is the average of the three prior state fiscal years.

PROGRAM DESCRIPTION

Department: Social Services

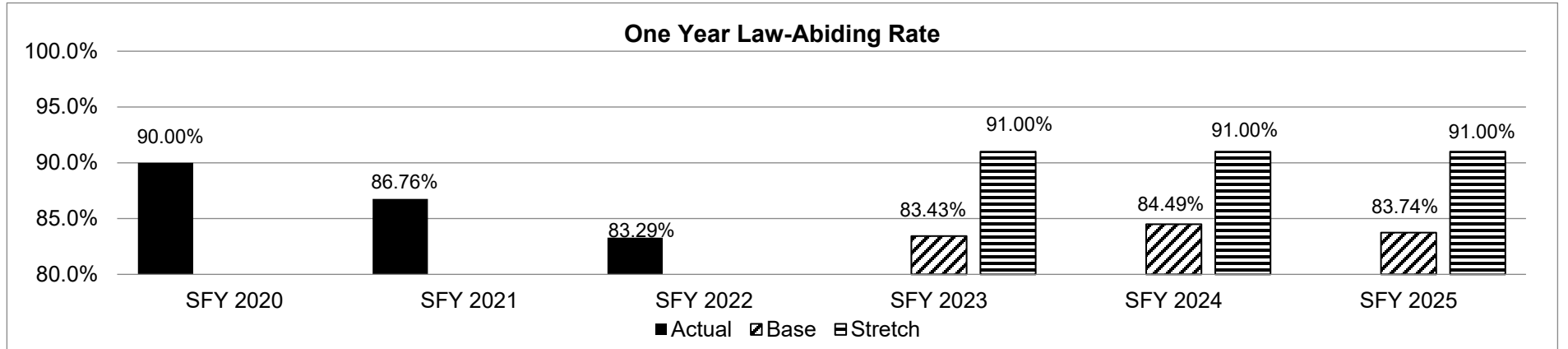
HB Section: 11.505

Program Name: Division of Youth Services (DYS)

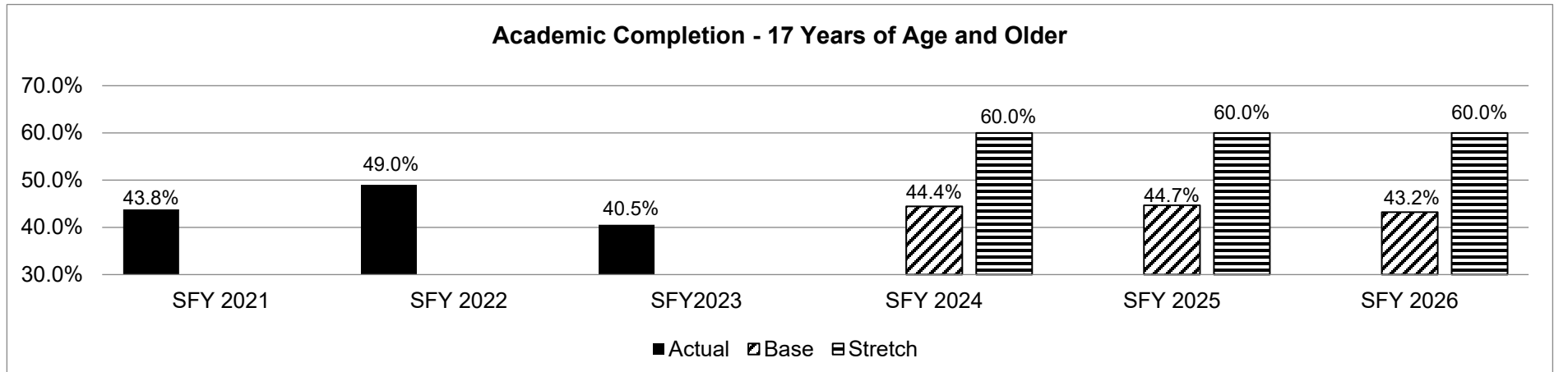
Program is found in the following core budget(s): Youth Services Treatment

2c. Provide a measure(s) of the program's impact.

**Currently, there is a lack of congruent measures within the juvenile justice system.*



Percentage of youth released from DYS custody that do not return to DYS or become involved in the adult correctional systems within 12 months. The base projection is the average of the three prior state fiscal years. **SFY 2023 actual data will not be available until SFY 2025.**



Percentage of youth 17 years and older who have obtained a high school diploma or equivalent prior to discharge. The base projection is the average of the three prior state fiscal years.

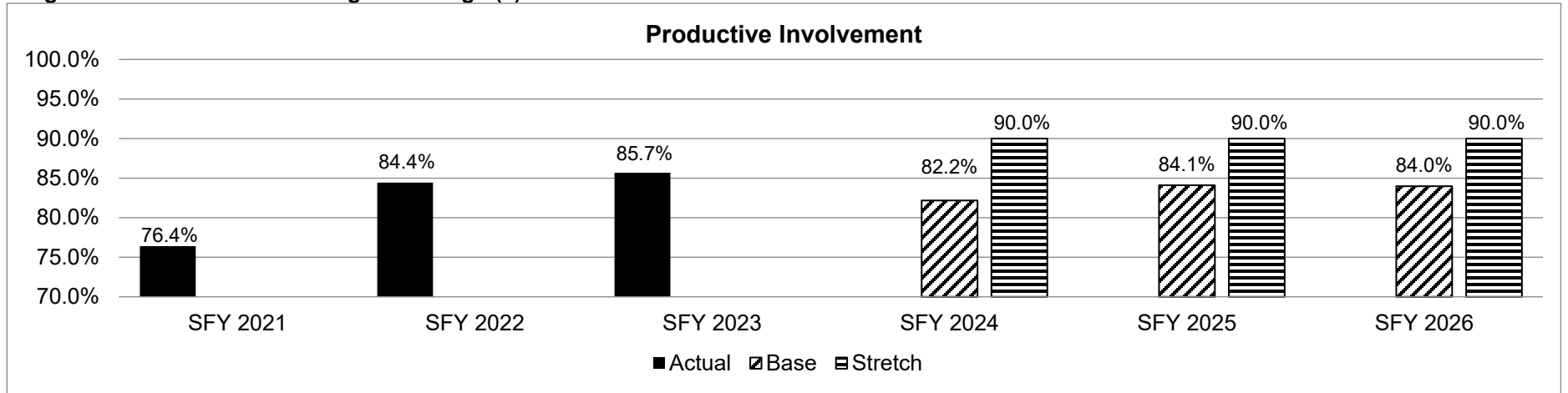
PROGRAM DESCRIPTION

Department: Social Services

HB Section: 11.505

Program Name: Division of Youth Services (DYS)

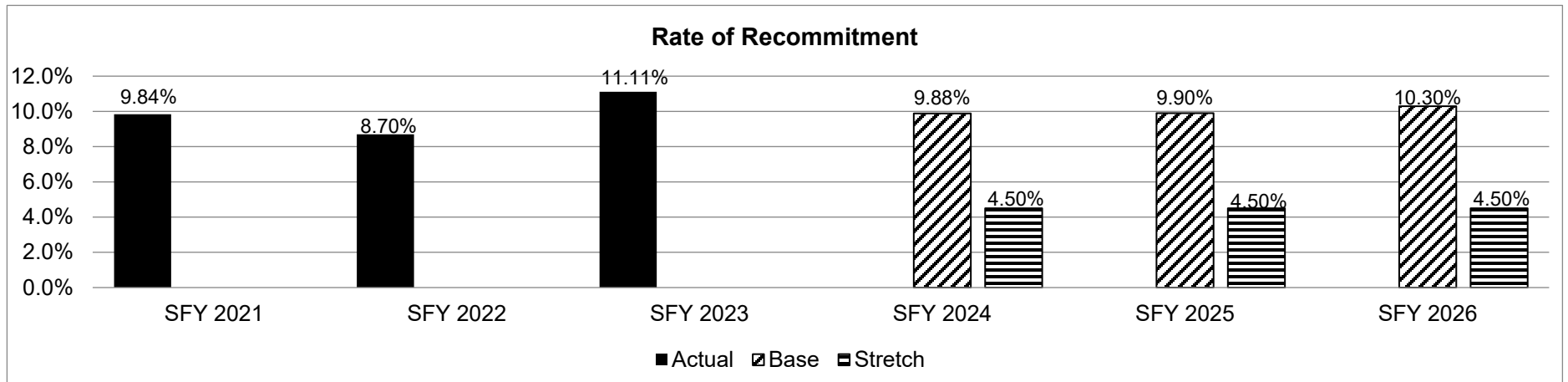
Program is found in the following core budget(s): Youth Services Treatment



Percentage of productively involved youth at the time of discharge (defined as working, actively seeking employment, and/or enrolled in education). The base projection is the average of the three prior state fiscal years.

2d. Provide a measure(s) of the program's efficiency.

**Currently, there is a lack of congruent measures within the juvenile justice system.*



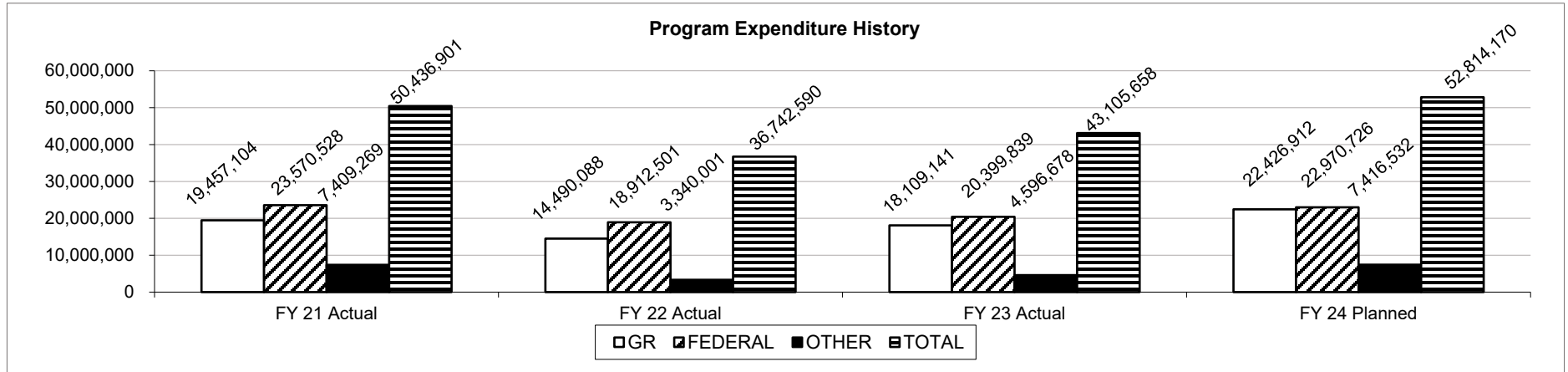
Percentage of youth released from DYS custody that are recommitted into DYS custody prior to reaching 18 years of age. The base projection is the average of the three prior state fiscal years.

PROGRAM DESCRIPTION

Department: Social Services
Program Name: Division of Youth Services (DYS)
Program is found in the following core budget(s): Youth Services Treatment

HB Section: 11.505

3. Provide actual expenditures for the prior three fiscal years and planned expenditures for the current fiscal year. (Note: Amounts do not include fringe benefit costs.)



Planned FY2024 expenditures are net of restricted, reserves and reverted.

4. What are the sources of the "Other" funds?

Health Initiatives Fund (0275)
 DOSS Educational Improvement Fund (0620)
 Youth Services Product Fund (0764)

5. What is the authorization for this program, i.e., federal or state statute, etc.? (Include the federal program number, if applicable.)

State Statute: Sections 219.011 – 219.096, RSMo

6. Are there federal matching requirements? If yes, please explain.

Certain program components in non-secure care facilities, day treatment, and aftercare earn Title XIX (Medicaid) at FMAP rate. Other program expenditures are claimed to Temporary Assistance for Needy Families block grant (TANF). Expenditures from other programs also provide state maintenance of effort required to earn the TANF block grant.

7. Is this a federally mandated program? If yes, please explain.

No

PROGRAM DESCRIPTION

Department: Social Services

HB Section: 11.505

Program Name: Division of Youth Services (DYS)

Program is found in the following core budget(s): Youth Services Treatment

MISSOURI DIVISION OF YOUTH SERVICES Youth Served in Residential and Day Treatment Facilities - FY23

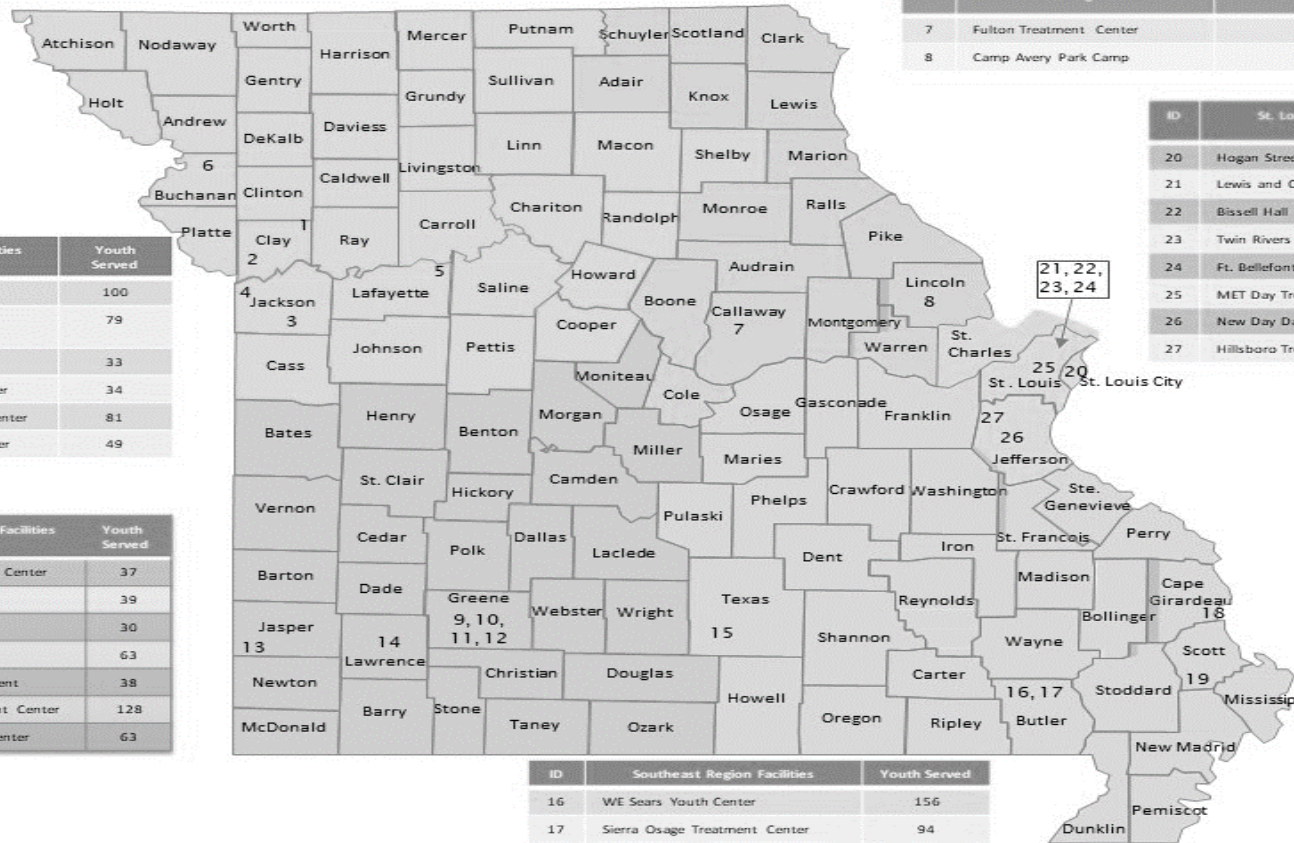
ID	Northwest Region Facilities	Youth Served
7	Fulton Treatment Center	75
8	Camp Avery Park Camp	40

ID	St. Louis Region Facilities	Youth Served
20	Hogan Street Regional Youth Center	34
21	Lewis and Clark Hall	41
22	Bissell Hall	72
23	Twin Rivers Campus	33
24	Ft. Bellefontaine Campus	0
25	MET Day Treatment	36
26	New Day Day Treatment	52
27	Hillsboro Treatment Center	0

ID	Northwest Region Facilities	Youth Served
1	Watkins Mill Park Camp	100
2	Northwest Regional Youth Center	79
3	Langsford House	33
4	Alternative Resource Center	34
5	Waverly Regional Youth Center	81
6	Riverbend Treatment Center	49

ID	Southwest Region Facilities	Youth Served
9	Community Learning Center	37
10	Daterna House	39
11	Wilson Creek	30
12	Excel School	63
13	Gateway Day Treatment	38
14	Mt. Vernon Treatment Center	128
15	Gentry Treatment Center	63

ID	Southeast Region Facilities	Youth Served
16	WE Sears Youth Center	156
17	Sierra Osage Treatment Center	94
18	Girardot Center	54
19	Hope Day Treatment	38



© 2020 Mapbox © OpenStreetMap

DEPARTMENT OF SOCIAL SERVICES

DIVISION OF YOUTH SERVICES

FY 2024 FACILITY LISTING

Facility	Address	Program Classification	Region	Budgeted Groups	Budgeted Slots
Camp Avery Park Camp	198 Avery Lane Troy, MO 63379	Moderate Care	Northeast	2	
Fulton Treatment Center	1650 Highway O Fulton, MO 65251	Moderate Care	Northeast	3	
		Total Northeast Region		5	
Alternative Resource Center	1410 Genessee Street, Suite 160 Kansas City, MO 64102	Day Treatment	Northwest		30
Langsford House	525 SE 2nd Street Lee's Summit, MO 64063	Group Home	Northwest	1	
Northwest Regional Youth Center	4901 NE Barry Road Kansas City, MO 64156	Secure Care	Northwest	3	
Riverbend Treatment Center	5910 Mitchell Avenue St. Joseph, MO 64507	Secure Care	Northwest	3	
Watkins Mill Park Camp	25610 Park Road North Lawson, MO 64062	Moderate Care	Northwest	5	
Waverly Regional Youth Center	109 West Kelling Avenue Waverly, MO 64096	Moderate Care	Northwest	4	
		Total Northwest Region		16	30
Girardot Center	609 North Middle Cape Girardeau, MO 63701	Moderate Care	Southeast	2	
Hope Life Learning Center	601 Davis Blvd Sikeston, MO 63801	Day Treatment	Southeast		15
Sierra Osage Treatment Center	9200 Sierra Osage Circle Poplar Bluff, MO 63901	Moderate Care	Southeast	2	
WE Sears Youth Center	9400 Sears Lane Poplar Bluff, MO 63901	Moderate Care	Southeast	5	
		Total Southeast Region		9	15

Facility	Address	Program Classification	Region	Budgeted Groups	Budgeted Slots
Community Learning Center	3990 West Sunshine Springfield, MO 65807	Moderate Care	Southwest	1	
Datema House	918 South Jefferson Springfield, MO 65806	Group Home	Southwest	1	
Excel School	1631 West Bennett Springfield, MO 65807	Day Treatment	Southwest		30
Gateway School	1823 West 20th Street Joplin, MO 64804	Day Treatment	Southwest		20
Gentry Residential Treatment Center	2001 DYS Drive Cabool, MO 65689	Moderate Care	Southwest	2	
Mount Vernon Treatment Center	500 State Drive Mount Vernon, MO 65712	Moderate Care	Southwest	3	
Wilson Creek	3992 West Sunshine Springfield, MO 65807	Moderate Care	Southwest	1	
			Total Southwest Region	8	50
Bissell Hall	13298 Bellefontaine Road St. Louis, MO 63138	Moderate Care	St. Louis	2	
Fort Bellefontaine Campus	13290 Bellefontaine Road St. Louis, MO 63138	Moderate Care	St. Louis	2	
Hillsboro Treatment Center	10434 State Road BB Hillsboro, MO 63050	Secure Care	St. Louis	2	
Hogan Street Regional Youth Center	1839 Hogan Street St. Louis, MO 63106	Secure Care	St. Louis	3	
Lewis and Clark Hall	13311 Bellefontaine Road St. Louis, MO 63138	Moderate Care	St. Louis	1	
MET Day Treatment	6347 Plymouth Ave Wellston, MO 63133	Day Treatment	St. Louis		20
New Day Day Treatment Center	5 Merchants Drive Hillsboro, MO 63050	Day Treatment	St. Louis		30
Twin Rivers Campus	13316 Bellefontaine Road St. Louis, MO 63138	Moderate Care	St. Louis	2	
			Total St. Louis Region	12	50
			Divisional Grand Total	50	145

DIVISION OF YOUTH SERVICES OFFICES AND FACILITIES

NORTHWEST REGION

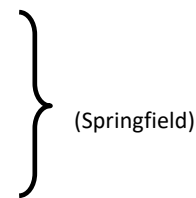
- B** Regional Office - Kansas City
- 1** NW Region Case Management South Unit
(Kansas City)
- 2** Watkins Mill Park Camp (5 groups)
(Lawson)
- 3** Northwest Regional Youth Center (3 groups)
(Kansas City)
- 4** Langsford House - (1 group)
(Lee's Summit)
- 5** NW Region Case Management North Unit
(Gladstone)
- 6** Alternative Resource Center (30 Slots)
(Kansas City)
- 7** Waverly Regional Youth Center (4 groups)
(Waverly)
- 8** Riverbend Treatment Center (3 groups)
(St. Joseph)

SOUTHWEST REGION

- C** Regional Office
- 9** Springfield Case Management Unit
- 10** Community Learning Center (1 group)
- 11** Datema House (1 group)
- 12** Wilson Creek (1 group)
- 13** Excel School (30 slots)
- 14** Gateway Day Treatment (20 slots)
*Case Management Unit
(Joplin)
- 15** Mt. Vernon Treatment Center (3 groups)
*Case Management
(Mt. Vernon)
- 16** Gentry Treatment Center (2 groups)
*Case Management
(Cabool)

(816) 889-2428

(417) 895-6485



NORTHEAST REGION

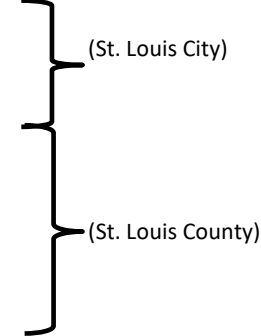
- E** Regional Office (Jefferson City)
- 17** NE Region Case Management Unit (Jefferson City)
- 18** Fulton Treatment Center (3 groups)
(Fulton)
- 19** Camp Avery Park Camp (2 groups)
(Troy)

(573) 526-5434

ST. LOUIS REGION

- A** Regional Office - St. Louis
- 20** Service Coordinator-South Unit - St. Louis
- 21** Hogan Street Regional Youth Center
(3 groups)
- 22** Lewis and Clark Hall (1 group)
- 23** Bissell Hall (2 groups)
- 24** Twin Rivers (2 groups)
- 25** Ft. Bellefontaine Campus (2 groups)
- 26** MET Day Treatment (20 slots)
*Case Management Unit
(Wellston)
- 27** New Day Day Treatment (30 slots)
*Case Management Unit
(Hillsboro)
- 28** Hillsboro Treatment Center (2 groups)
(Hillsboro)
- 29** St. Louis County Service Center West Unit
*Case Management
(Overland)

(314) 340-6904



SOUTHEAST REGION

- D** Regional Office (Poplar Bluff)
- 30** WE Sears Youth Center (5 groups)
*Case Management Unit
(Poplar Bluff)
- 31** Sierra Osage Treatment Center (2 groups)
(Poplar Bluff)
- 32** Crawford County Case Management
(Steelville)
- 33** Girardot Center for Youth and Families (2 groups)
*Case Management
(Cape Girardeau)
- 34** Hope Life Learning Center (15 slots)
*Case Management Unit
(Sikeston)
- 35** Madison County Case Management
(Fredericktown)
- 36** Phelps County Case Management Unit
(Rolla)
- 37** St. Francois County Service Coordinator Unit
(Park Hills)
- 38** Franklin County Case Management Unit
(Union)

(573) 840-9540

CENTRAL OFFICE (F)

(573)751-3324

Programs Closed as of 9/1/2020

- Babler Lodge - St. Louis Region
- Quest Day Treatment - St. Louis Region
- Rich Hill Youth Development Center - Southwest Region
- New Madrid Bend - Southeast Region
- ECHO Day Treatment - Southeast Region
- Cornerstone - Northeast Region
- Montgomery City Youth Center - Northeast Region
- Rosa Parks - Northeast Region

MISSOURI DIVISION OF YOUTH SERVICES

OFFICES AND FACILITIES

NORTHWEST REGION

1410 Genessee Street, Suite 120
 Kansas City, MO 64102
 816-889-2428

NORTHEAST REGION

205 Jefferson Street, Suite 1400
 Jefferson City, MO 65101
 573-526-5434

ST. LOUIS REGION

Wainwright Building, Room 331
 111 N Seventh Street
 Saint Louis, MO 63101
 314-340-6904

* St. Louis County Facilities
 22,23,24,25,26,29

SOUTHWEST REGION

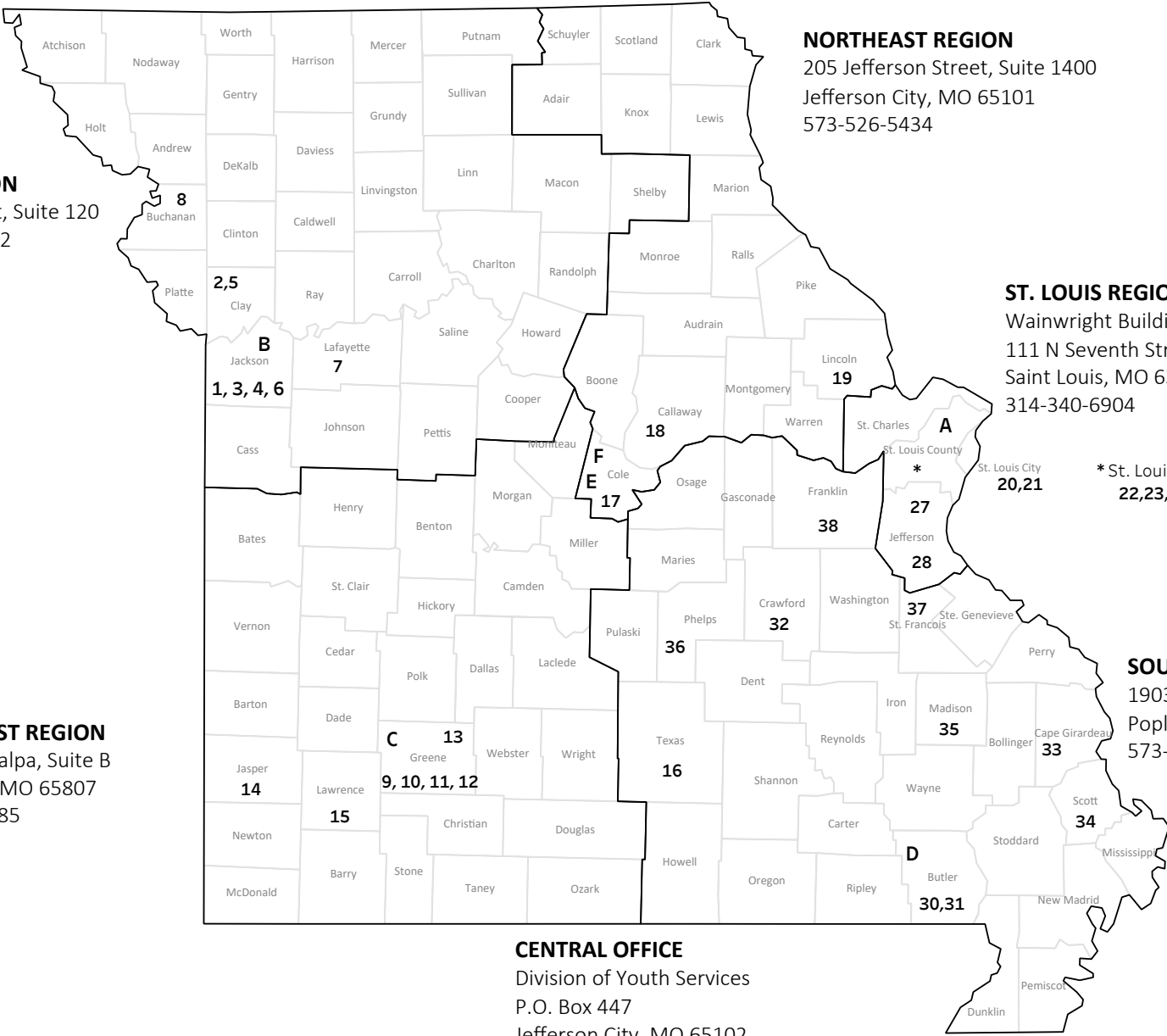
1735 W Catalpa, Suite B
 Springfield, MO 65807
 417-895-6485

SOUTHEAST REGION

1903 Northwood Drive
 Poplar Bluff, MO 63901
 573-840-9540

CENTRAL OFFICE

Division of Youth Services
 P.O. Box 447
 Jefferson City, MO 65102
 573-751-3324



Core – Juvenile Court Diversion

CORE DECISION ITEM

Department: Social Services
 Division: Youth Services
 Core: Juvenile Court Diversion

Budget Unit: 90443C

HB Section: 11.510

1. CORE FINANCIAL SUMMARY

	FY 2025 Budget Request					FY 2025 Governor's Recommendation			
	GR	Federal	Other	Total		GR	Fed	Other	Total
PS	0	0	0	0	PS	0	0	0	0
EE	0	0	0	0	EE	0	0	0	0
PSD	3,479,486	0	500,000	3,979,486	PSD	0	0	0	0
TRF	0	0	0	0	TRF	0	0	0	0
Total	3,479,486	0	500,000	3,979,486	Total	0	0	0	0
FTE	0.00	0.00	0.00	0.00	FTE	0.00	0.00	0.00	0.00

Est. Fringe	0	0	0	0
--------------------	---	---	---	---

Note: Fringes budgeted in House Bill 5 except for certain fringes budgeted directly to MoDOT, Highway Patrol, and Conservation.

Est. Fringe	0	0	0	0
--------------------	---	---	---	---

Note: Fringes budgeted in House Bill 5 except for certain fringes budgeted directly to MoDOT, Highway Patrol, and Conservation.

Other Funds: Gaming Commission Funds (0286) - \$500,000

Other Funds:

2. CORE DESCRIPTION

This appropriation funds contracts with juvenile courts for local programs which divert juveniles from commitment to the Division of Youth Services (DYS).

The Juvenile Court Diversion (JCD) program helps local courts provide early intervention services to first time offenders to help youth change delinquent behaviors, which diverts at-risk youth from commitment to DYS. JCD is an investment by state government in local juvenile courts, to improve local programming for juvenile offenders which keeps communities safe.

3. PROGRAM LISTING (list programs included in this core funding)

Juvenile Court Diversion

CORE DECISION ITEM

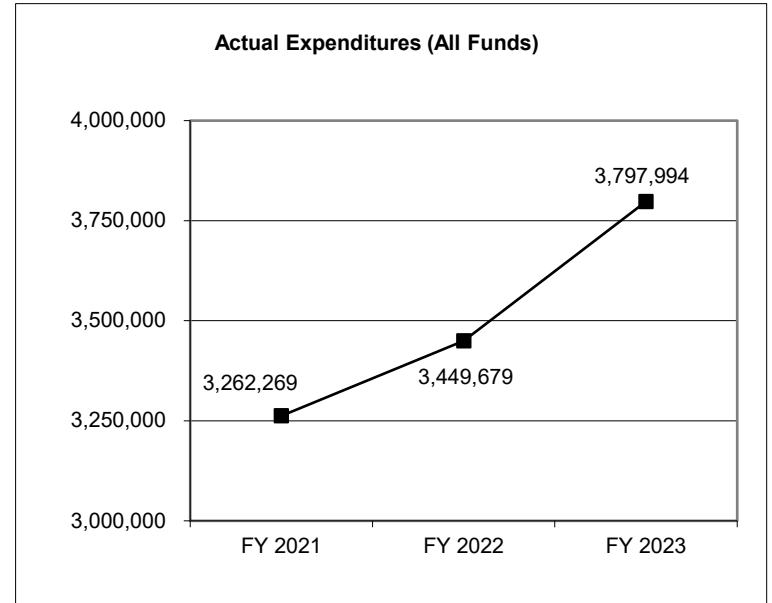
Department: Social Services
Division: Youth Services
Core: Juvenile Court Diversion

Budget Unit: 90443C

HB Section: 11.510

4. FINANCIAL HISTORY

	FY 2021 Actual	FY 2022 Actual	FY 2023 Actual	FY 2024 Current Yr.
Appropriation (All Funds)	3,979,486	3,979,486	3,979,486	3,979,486
Less Reverted (All Funds)	(104,385)	(104,385)	(104,385)	(104,385)
Less Restricted (All Funds)	0	0	0	0
Budget Authority (All Funds)	3,875,101	3,875,101	3,875,101	3,875,101
Actual Expenditures (All Funds)	3,262,269	3,449,679	3,797,994	N/A
Unexpended (All Funds)	612,832	425,422	77,107	N/A
Unexpended, by Fund:				
General Revenue	487,733	394,227	37,269	N/A
Federal	0	0	0	N/A
Other	125,099	31,195	39,838	N/A



Reverted includes statutory reserve amounts (when applicable).

Restricted includes Governor's expenditure restrictions which remained at the end of the fiscal year.

NOTES:

CORE RECONCILIATION DETAIL

**DEPARTMENT OF SOCIAL SERVICES
JUVENILE COURT DIVERSION**

5. CORE RECONCILIATION DETAIL

	Budget Class	FTE	GR	Federal	Other	Total	Explanation
TAFP AFTER VETOES							
	PD	0.00	3,479,486	0	500,000	3,979,486	
	Total	0.00	3,479,486	0	500,000	3,979,486	
DEPARTMENT CORE REQUEST							
	PD	0.00	3,479,486	0	500,000	3,979,486	
	Total	0.00	3,479,486	0	500,000	3,979,486	
GOVERNOR'S RECOMMENDED CORE							
	PD	0.00	3,479,486	0	500,000	3,979,486	
	Total	0.00	3,479,486	0	500,000	3,979,486	

DECISION ITEM SUMMARY

Budget Unit									
Decision Item	FY 2023	FY 2023	FY 2024	FY 2024	FY 2025	FY 2025	*****	*****	
Budget Object Summary	ACTUAL	ACTUAL	BUDGET	BUDGET	DEPT REQ	DEPT REQ	SECURED	SECURED	
Fund	DOLLAR	FTE	DOLLAR	FTE	DOLLAR	FTE	COLUMN	COLUMN	
JUVENILE COURT DIVERSION									
CORE									
PROGRAM-SPECIFIC									
GENERAL REVENUE	3,337,832	0.00	3,479,486	0.00	3,479,486	0.00	0	0.00	
GAMING COMMISSION FUND	460,162	0.00	500,000	0.00	500,000	0.00	0	0.00	
TOTAL - PD	3,797,994	0.00	3,979,486	0.00	3,979,486	0.00	0	0.00	
TOTAL	3,797,994	0.00	3,979,486	0.00	3,979,486	0.00	0	0.00	
GRAND TOTAL	\$3,797,994	0.00	\$3,979,486	0.00	\$3,979,486	0.00	\$0	0.00	

DECISION ITEM DETAIL

Budget Unit	FY 2023	FY 2023	FY 2024	FY 2024	FY 2025	FY 2025	*****	*****
Decision Item	ACTUAL	ACTUAL	BUDGET	BUDGET	DEPT REQ	DEPT REQ	SECURED	SECURED
Budget Object Class	DOLLAR	FTE	DOLLAR	FTE	DOLLAR	FTE	COLUMN	COLUMN
JUVENILE COURT DIVERSION								
CORE								
PROGRAM DISTRIBUTIONS	3,797,994	0.00	3,979,486	0.00	3,979,486	0.00	0	0.00
TOTAL - PD	3,797,994	0.00	3,979,486	0.00	3,979,486	0.00	0	0.00
GRAND TOTAL	\$3,797,994	0.00	\$3,979,486	0.00	\$3,979,486	0.00	\$0	0.00
GENERAL REVENUE	\$3,337,832	0.00	\$3,479,486	0.00	\$3,479,486	0.00		0.00
FEDERAL FUNDS	\$0	0.00	\$0	0.00	\$0	0.00		0.00
OTHER FUNDS	\$460,162	0.00	\$500,000	0.00	\$500,000	0.00		0.00

PROGRAM DESCRIPTION

Department: Social Services
Program Name: Division of Youth Services (DYS)
Program is found in the following core budget(s): Juvenile Court Diversion

HB Section: 11.510

1a. What strategic priority does this program address?

Divert youth from commitment to DYS

1b. What does this program do?

The Juvenile Court Diversion Program (JCD) is designed to encourage development of services to youth and families at the local level, while diverting youth from commitment to the Division of Youth Services (DYS).

Program Goals and Objectives:

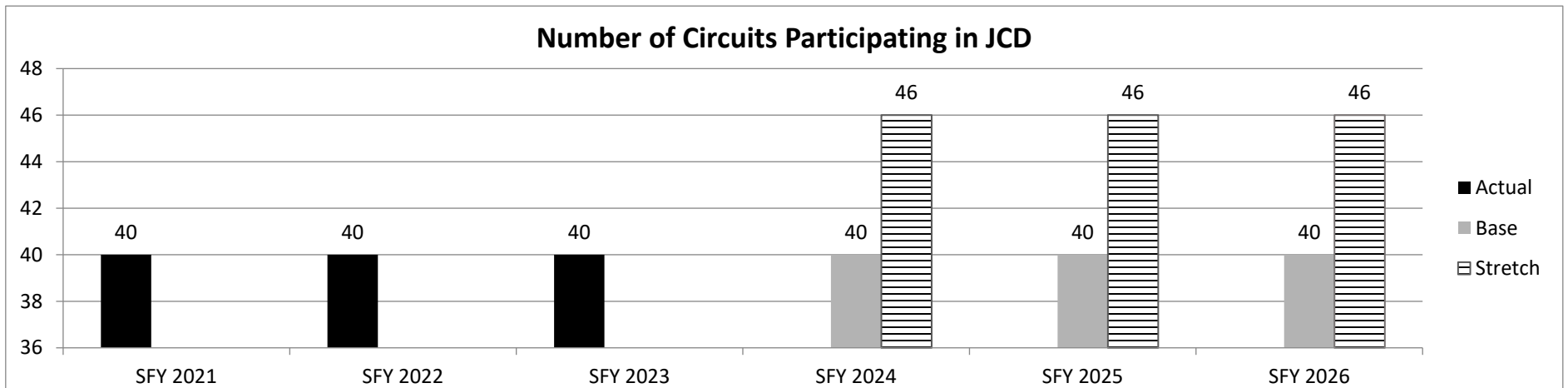
- To provide early interventions to prevent deep penetration into the juvenile justice system.

Services Provided:

DYS operates JCD as a grant-in-aid program in order to provide local juvenile courts with resources to work with their communities in developing specific services, or solutions to problems unique to their communities.

DYS staff monitor the overall operation of each diversion project through visits by DYS regional administration to the participating courts. Discussions are held with the Chief Juvenile Officer or designee to ensure project compliance, effectiveness and spending efficiency.

2a. Provide an activity measure(s) for the program.



PROGRAM DESCRIPTION

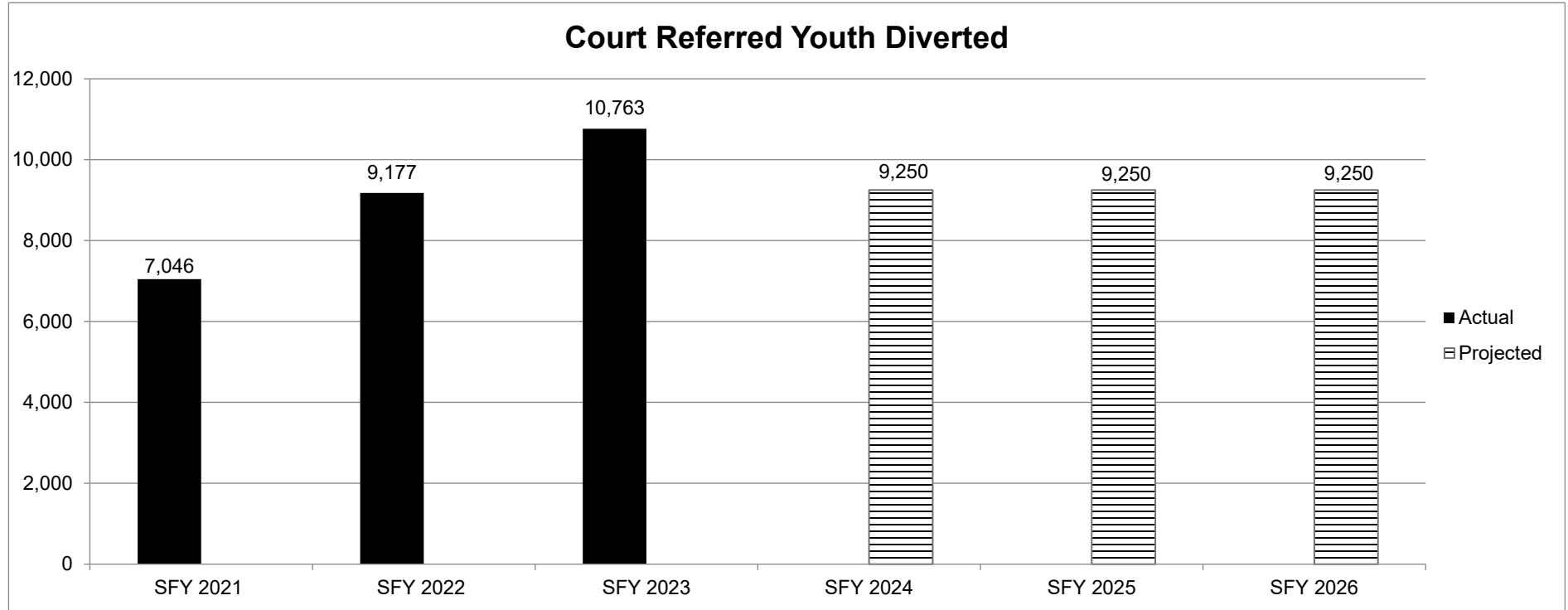
Department: Social Services

HB Section: 11.510

Program Name: Division of Youth Services (DYS)

Program is found in the following core budget(s): Juvenile Court Diversion

2b. Provide a measure(s) of the program's quality.



JCD participants reported by the Juvenile Court as “diverted” includes law violators assigned informal supervisions, formal supervision, or out-of-home placement. Actual numbers vary and are predicated on referrals to the local juvenile offices. The projected numbers are the highest of the last three state fiscal years.

The Juvenile Court Diversion program experienced a decline in youth served for FY20 and FY21 due to the impact of COVID-19. The closure of educational programs and the inability to meet with youth in person and in larger group settings limited the opportunities to provide and offer diversion activities and services to as many youth as has historically been reported.

PROGRAM DESCRIPTION

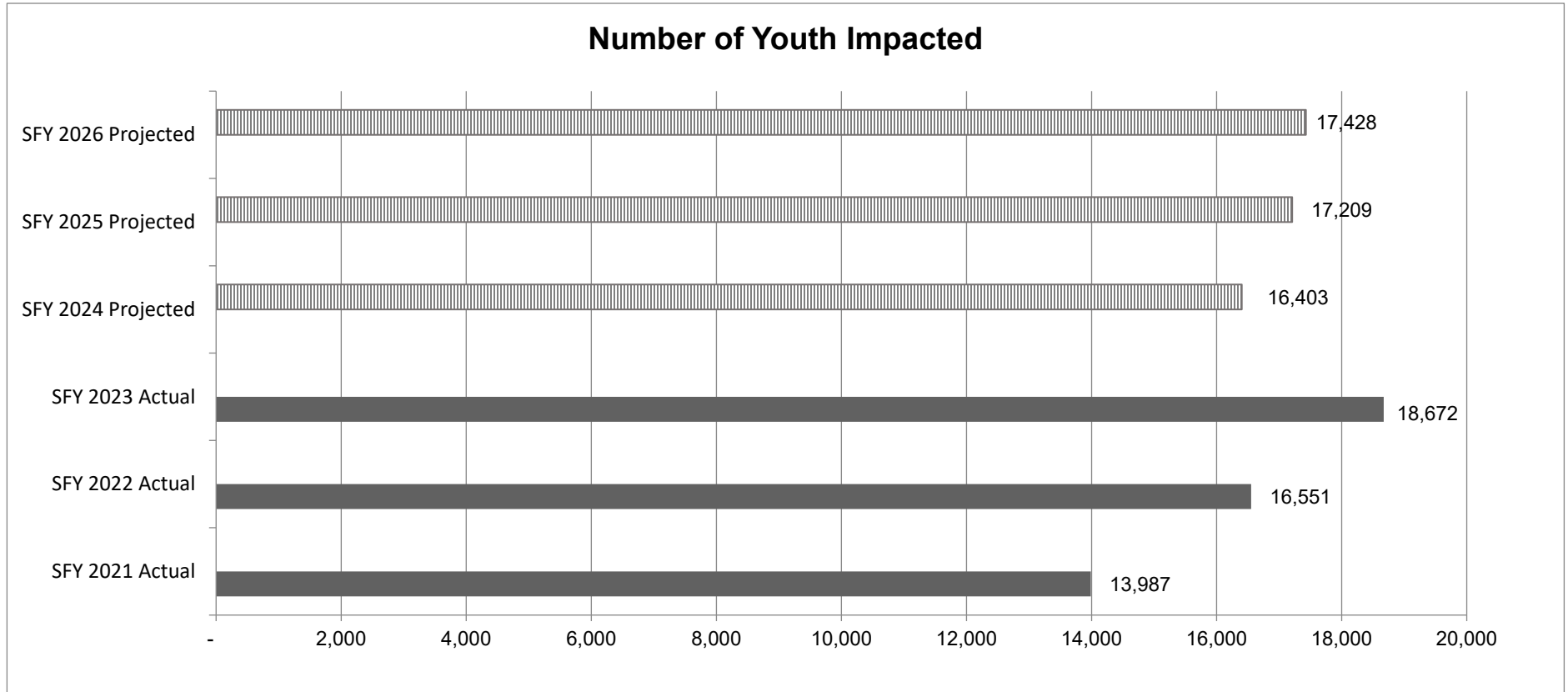
Department: Social Services

HB Section: 11.510

Program Name: Division of Youth Services (DYS)

Program is found in the following core budget(s): Juvenile Court Diversion

2c. Provide a measure(s) of the program's impact.



Numbers include court referred youth, as well as general population, as reported by the participating judicial circuits. Actual numbers are dynamic based on program activities through the forty participating juvenile circuits. The projected numbers are the average of the three prior state fiscal years.

The Juvenile Court Diversion program experienced a decline in youth served for FY20 and FY21 due to the impact of COVID-19. The closure of educational programs and the inability to meet with youth in person and in larger group settings limited the opportunities to provide and offer diversion activities and services to as many youth as has historically been reported.

PROGRAM DESCRIPTION

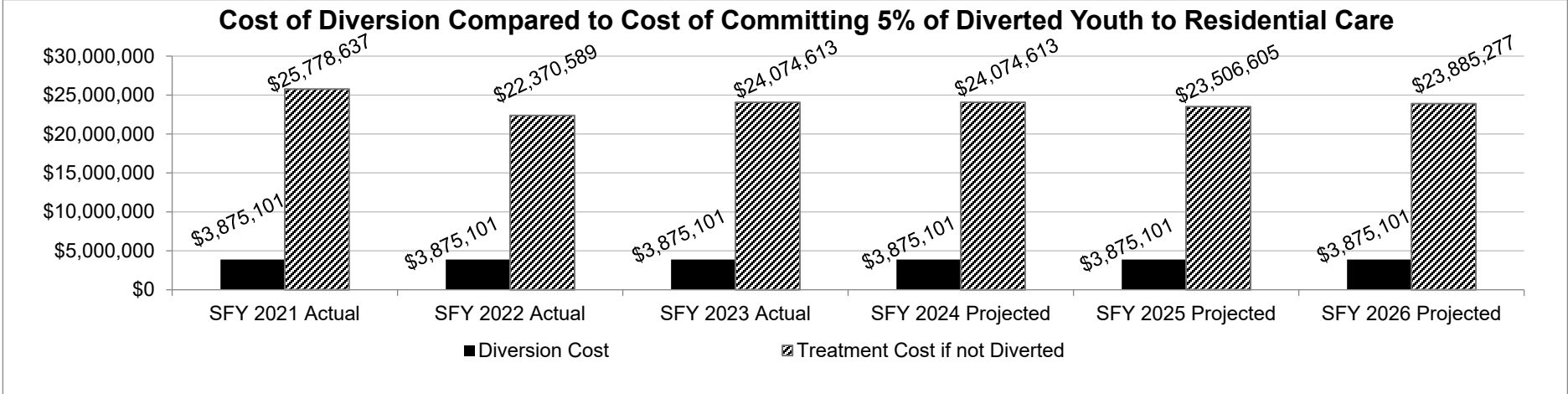
Department: Social Services

HB Section: 11.510

Program Name: Division of Youth Services (DYS)

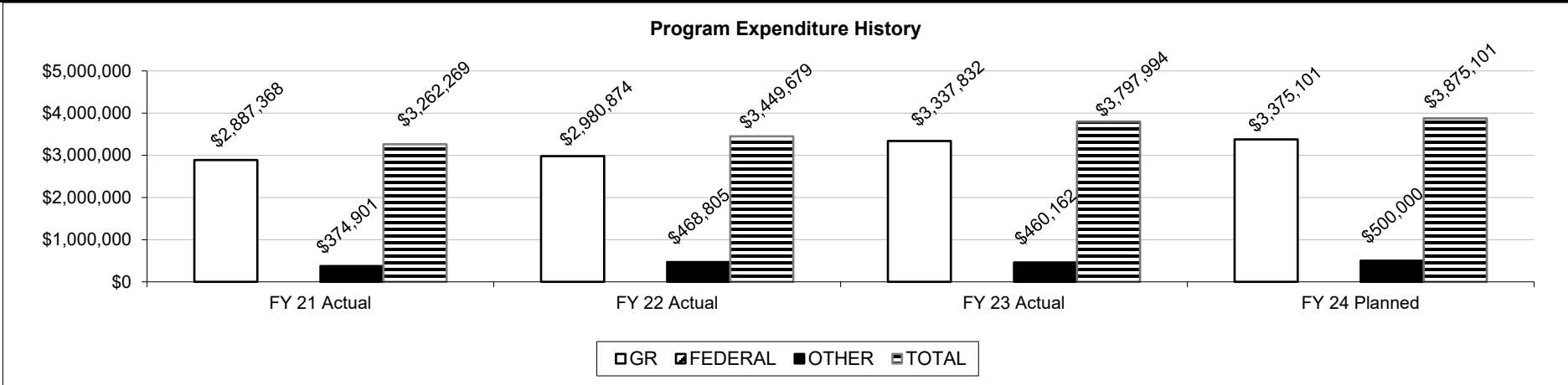
Program is found in the following core budget(s): Juvenile Court Diversion

2d. Provide a measure(s) of the program's efficiency.



Over a three year span, DHS has spent approximately \$10.5 million avoiding costs of roughly \$62 million, netting a savings of \$51.5 million for the state. **SFY2023 data will be available for Governor's Recommendations.**

3. Provide actual expenditures for the prior three fiscal years and planned expenditures for the current fiscal year. (Note: Amounts do not include fringe benefit costs.)



FY 2024 planned expenditures are net of reserves.

PROGRAM DESCRIPTION

Department: Social Services

HB Section: 11.510

Program Name: Division of Youth Services (DYS)

Program is found in the following core budget(s): Juvenile Court Diversion

4. What are the sources of the "Other" funds?

Gaming Commission Fund (0286)

5. What is the authorization for this program, i.e., federal or state statute, etc.? (Include the federal program number, if applicable.)

State Statute: Section 219.041, RSMo

6. Are there federal matching requirements? If yes, please explain.

No

7. Is this a federally mandated program? If yes, please explain.

No

**Department of Social Services
MO HealthNet Division**

**Fiscal Year 2025 Budget Request
Book 9 of 10**

Robert Knodell, Director

Table of Contents

TABLE OF CONTENTS

MO HEALTHNET DIVISION/DSS BUDGET BOOK 9 OF 10

Department Request Summary	1
NDI – MHD Cost to Continue	9
NDI – Managed Care Actuarial Rate Increase	33
NDI – Pharmacy PMPM Increase Specialty	44
NDI – Pharmacy PMPM Increase Non-Specialty	53
NDI – PACE Rate Increase & FTE	62
NDI – Outpatient Fee Schedule Trend	68
Core – MO HealthNet Administration	73
NDI – Diagnosis Related Groups (DRG)	89
NDI – MMIS FTE	93
NDI – Managed Care Compliance Tool	99
Core – Clinical Services Program Management	104
Core – MO HealthNet Transformation	114
Core – Third Party Liability (TPL) Contracts	126
Core – Information Systems	135
NDI – MMIS Operational Costs	146
NDI – MMIS Enrollment Broker	150
NDI – MMIS Security Risk Assessment	154
NDI – MMIS Pharmacy Solutions Trend	158
Core – Closed Loop Social Service Referral Program	162
Core – Health Data Utility	170
Core – Show Me Home	177
Core – Pharmacy	187
Core – Pharmacy Clawback	206
Core – Missouri RX Plan	215
Core – Pharmacy FRA (PFRA)	224
Core – Physician	231
NDI – Independent Lab Rate Increase	253
NDI – Ophthalmologist Rate Increase	527
Core – CCBHO	261
Core – PACE	268
Core – Dental	277
NDI – Anesthesia & Extraction Rate Increase	288
Core – Premium Payments	292
NDI – Premium Increase	305

TABLE OF CONTENTS

MO HEALTHNET DIVISION/DSS BUDGET BOOK 10 OF 10

Core – Nursing Facilities	309
Core – Home Health	328
Core – Nursing Facilities Reimbursement Allowance (NFRA).....	338
Core – Long Term Support Payments	345
Core – Rehab and Specialty Services	352
NDI – Hospice Rate Increase	368
Core – Non-Emergency Medical Transportation (NEMT).....	372
NDI – NEMT Actuarial Increase	383
Core – Ground Emergency Medical Transportation (GEMT)	387
Core – Complex Rehab Technology.....	394
Core – Managed Care.....	404
Core – Managed Care Specialty Plan.....	419
Core – Hospital Care.....	429
Core – Hospital & Clinic Projects	442
Core – ToRCH	459
Core – Pediatric Pilot Program	467
Core – Physician Payments for Safety Net Hospitals.....	474
Core – Federally Qualified Health Centers (FQHC) Distribution	481
Core – Health Homes.....	511
Core – Federal Reimbursement Allowance (FRA)	521
Core – IGT Safety Net Hospitals.....	528
Core – Children’s Health Insurance Program (CHIP).....	536
Core – Show-Me Healthy Babies	548
Core – School District Medicaid Claiming.....	561
Core – Blind Pension Medical	573
Core – Adult Expansion Group	583
NDI – MO MAPS	593
NDI – AEG IGT DMH	597
Core – IGT DMH Medicaid Program.....	601
Core – MHD Non-Count Transfers	608
NDI – Non-Count FRA Transfer Appropriation	678
Core – Legal Expense Fund Transfer.....	683

Department Request Summary

DEPARTMENT OF SOCIAL SERVICES
FISCAL YEAR 2025 BRASS SECTION SUMMARY

H.B. Sec.	Decision Item Name	2025 Department Request				
		FTE	GR	FF	OF	Total
11.600	MO HealthNet Administration					
	Core	253.70	13,693,269	26,393,789	3,723,621	43,810,679
	NDI - Pace Rate Increase and 1 FTE	1.00	40,823	40,823	0	81,646
	NDI - Diagnosis Related Groups (DRGs)	0.00	500,000	500,000	0	1,000,000
	NDI - MMIS Contractual	4.00	84,622	253,868	0	338,490
	NDI - Compliance Tool	1.00	36,471	36,470	0	72,941
	<i>Total</i>	259.70	14,355,185	27,224,950	3,723,621	45,303,756
11.605	Clinical Services Program Management					
	Core	0.00	461,917	12,214,032	1,485,506	14,161,455
	<i>Total</i>	0.00	461,917	12,214,032	1,485,506	14,161,455
11.610	MHD Transformation					
	Core	0.00	2,537,912	6,786,772	0	9,324,684
	<i>Total</i>	0.00	2,537,912	6,786,772	0	9,324,684
11.615	TPL Contracts					
	Core	0.00	0	4,250,000	4,250,000	8,500,000
	<i>Total</i>	0.00	0	4,250,000	4,250,000	8,500,000
11.620	Information Systems					
	Core	0.00	41,511,988	115,481,301	2,021,687	159,014,976
	NDI - MMIS Operational Costs	0.00	1,469,528	3,298,150	0	4,767,678
	NDI - MMIS Enrollment Broker	0.00	62,500	187,500	0	250,000
	NDI - MMIS Security Risk Assessment	0.00	2,000,000	2,000,000	0	4,000,000
	NDI - MMIS Pharmacy Solutions Trend	0.00	400,000	3,600,000	0	4,000,000
	<i>Total</i>	0.00	45,444,016	124,566,951	2,021,687	172,032,654
11.625	Closed Loop Social Service Referral Program					
	Core	0.00	5,000,000	5,000,000	0	10,000,000
	<i>Total</i>	0.00	5,000,000	5,000,000	0	10,000,000
11.630	Health Data Utility					
	Core	0.00	5,000,000	45,000,000	0	50,000,000
	<i>Total</i>	0.00	5,000,000	45,000,000	0	50,000,000
11.635	Show Me Home (Money Follows the Person)					
	Core	0.00	0	1,532,549	0	1,532,549
	NDI - Money Follows the Person CTC	0.00	0	0	0	0
	<i>Total</i>	0.00	0	1,532,549	0	1,532,549

DEPARTMENT OF SOCIAL SERVICES
FISCAL YEAR 2025 BRASS SECTION SUMMARY

H.B. Sec.	Decision Item Name	2025 Department Request				
		FTE	GR	FF	OF	Total
11.700	Pharmacy					
	Core	0.00	150,415,220	884,750,919	307,772,668	1,342,938,807
	NDI - Pharmacy Specialty PMPM	0.00	15,435,029	30,055,774	0	45,490,803
	NDI - Pharmacy Non-Specialty PMPM	0.00	4,971,003	9,679,756	0	14,650,759
	NDI - MHD CTC	0.00	31,207,576	48,983,821	0	80,191,397
	<i>Total</i>	0.00	202,028,828	973,470,270	307,772,668	1,483,271,766
11.700	Pharmacy - Medicare Part D Clawback					
	Core	0.00	302,776,815	0	0	302,776,815
	NDI - MHD CTC	0.00	65,068,518	0	0	65,068,518
	<i>Total</i>	0.00	367,845,333	0	0	367,845,333
11.705	Missouri Rx Plan					
	Core	0.00	1,396,065	0	1,188,774	2,584,839
	NDI - MHD CTC	0.00	736,396	0	0	736,396
	<i>Total</i>	0.00	2,132,461	0	1,188,774	3,321,235
11.710	Pharmacy FRA					
	Core	0.00	0	0	108,000,000	108,000,000
	<i>Total</i>	0.00	0	0	108,000,000	108,000,000
11.715	Physician Related Prof					
	Core	0.00	187,282,877	386,362,166	1,678,127	575,323,170
	NDI - MHD CTC	0.00	11,673,263	17,262,762	0	28,936,025
	NDI - Independent Lab Rate Increase	0.00	560,389	1,091,215	0	1,651,604
	NDI - Ophthalmologists Rate Increase	0.00	116,747	227,335	0	344,082
	<i>Total</i>	0.00	199,633,276	404,943,478	1,678,127	606,254,881
11.715	CCBHO					
	Core	0.00	46,001,444	65,756,880	0	111,758,324
	<i>Total</i>	0.00	46,001,444	65,756,880	0	111,758,324
11.716	PACE					
	Core	0.00	1,490,816	2,894,583	0	4,385,399
	NDI- PACE Rate Increase and 1 FTE	0.00	148,235	288,649	0	436,884
	NDI- MHD CTC	0.00	3,223,229	6,284,814	0	9,508,043
	<i>Total</i>	0.00	4,862,280	9,468,046	0	14,330,326

DEPARTMENT OF SOCIAL SERVICES
FISCAL YEAR 2025 BRASS SECTION SUMMARY

H.B. Sec.	Decision Item Name	2025 Department Request				
		FTE	GR	FF	OF	Total
11.720	Dental					
	Core	0.00	2,522,857	5,596,682	71,162	8,190,701
	NDI- MHD CTC	0.00	1,242,281	1,873,531	0	3,115,812
	NDI- Dental Anesthesia and Extraction Rate Increase	0.00	836,405	1,628,686	0	2,465,091
	<i>Total</i>	0.00	4,601,543	9,098,899	71,162	13,771,604
11.725	Premium Payments					
	Core	0.00	112,818,979	247,707,502	0	360,526,481
	NDI- Premium Increase	0.00	12,879,875	27,507,625	0	40,387,500
	NDI- MHD CTC	0.00	3,993,790	0	0	3,993,790
	<i>Total</i>	0.00	129,692,644	275,215,127	0	404,907,771
11.730	Nursing Facilities					
	Core	0.00	224,549,351	571,351,802	65,509,459	861,410,612
	NDI- MHD CTC	0.00	32,341,068	52,155,594	0	84,496,662
	<i>Total</i>	0.00	256,890,419	623,507,396	65,509,459	945,907,274
11.730	NF Value Based Payments					
	Core	0.00	7,619,245	14,764,755	0	22,384,000
	<i>Total</i>	0.00	7,619,245	14,764,755	0	22,384,000
11.730	Home Health					
	Core	0.00	1,245,554	2,735,604	159,305	4,140,463
	<i>Total</i>	0.00	1,245,554	2,735,604	159,305	4,140,463
11.735	Nursing Facility FRA					
	Core	0.00	0	0	372,982,362	372,982,362
	<i>Total</i>	0.00	0	0	372,982,362	372,982,362
11.740	Long Term Support Payments					
	Core	0.00	0	7,228,054	3,722,714	10,950,768
	<i>Total</i>	0.00	0	7,228,054	3,722,714	10,950,768
11.745	Rehab & Specialty Services					
	Core	0.00	105,841,754	172,787,694	27,075,641	305,705,089
	NDI- Hospice Rate Increase	0.00	131,981	256,998	0	388,979
	NDI- MHD CTC	0.00	0	36,445,028	0	36,445,028
	<i>Total</i>	0.00	105,973,735	209,489,720	27,075,641	342,539,096

DEPARTMENT OF SOCIAL SERVICES
FISCAL YEAR 2025 BRASS SECTION SUMMARY

H.B. Sec.	Decision Item Name	2025 Department Request				
		FTE	GR	FF	OF	Total
11.745	NEMT					
	Core	0.00	17,636,175	41,172,298	0	58,808,473
	NDI- NEMT Actuarial	0.00	602,728	1,173,660	0	1,776,388
	<i>Total</i>	0.00	18,238,903	42,345,958	0	60,584,861
11.750	Ground Emer Med Transport					
	Core	0.00	0	55,417,960	28,542,286	83,960,246
	<i>Total</i>	0.00	0	55,417,960	28,542,286	83,960,246
11.755	Complex Rehab Technology Products					
	Core	0.00	3,956,514	7,682,003	0	11,638,517
	NDI- MHD CTC	0.00	1,660,571	3,255,833	0	4,916,404
	<i>Total</i>	0.00	5,617,085	10,937,836	0	16,554,921
11.760	Managed Care					
	Core	0.00	445,004,264	1,418,496,217	283,605,255	2,147,105,736
	NDI- Actuarial	0.00	34,356,898	66,901,274	0	101,258,172
	<i>Total</i>	0.00	479,361,162	1,485,397,491	283,605,255	2,248,363,908
11.765	Managed Care Specialty Plan					
	Core	0.00	110,023,103	224,135,477	21,402,611	355,561,191
	NDI- Actuarial	0.00	2,285,370	4,122,711	0	6,408,081
	NDI- MHD CTC	0.00	3,678,217	0	0	3,678,217
	<i>Total</i>	0.00	115,986,690	228,258,188	21,402,611	365,647,489
11.770	Hospital Care					
	Core	0.00	71,730,334	428,537,894	143,512,446	643,780,674
	NDI- OPFS Trend	0.00	3,575,863	6,963,079	0	10,538,942
	NDI- MHD CTC	0.00	12,636,346	12,528,244	0	25,164,590
	<i>Total</i>	0.00	87,942,543	448,029,217	143,512,446	679,484,206
11.772	TORCH Rural Hospital Health Hub					
	NDI - ToRCH	0.00	3,750,000	7,500,000	3,750,000	15,000,000
	<i>Total</i>	0.00	3,750,000	7,500,000	3,750,000	15,000,000
11.780	Physician Payments for Safety Net					
	Core	0.00	0	17,613,590	1,709,202	19,322,792
	<i>Total</i>	0.00	0	17,613,590	1,709,202	19,322,792

DEPARTMENT OF SOCIAL SERVICES
FISCAL YEAR 2025 BRASS SECTION SUMMARY

H.B. Sec.	Decision Item Name	2025 Department Request				
		FTE	GR	FF	OF	Total
11.785	FQHC Distribution and Women and Minority					
	Core	0.00	4,787,528	4,529,796	0	9,317,324
	<i>Total</i>	0.00	4,787,528	4,529,796	0	9,317,324
11.787	Substance Abuse Prevention - Jordan Valley					
	Core	0.00	1,000,000	1,000,000	250,000	2,250,000
	<i>Total</i>	0.00	1,000,000	1,000,000	250,000	2,250,000
11.787	Substance Abuse Prevention Network					
	Core	0.00	1,000,000	1,000,000	250,000	2,250,000
	<i>Total</i>	0.00	1,000,000	1,000,000	250,000	2,250,000
11.790	Technical Assistance Contracts					
	Core	0.00	1,918,645	1,918,645	0	3,837,290
	<i>Total</i>	0.00	1,918,645	1,918,645	0	3,837,290
11.795	Health Homes					
	Core	0.00	4,402,085	18,719,376	6,027,694	29,149,155
	NDI- MHD CTC	0.00	1,746,678	1,405,785	0	3,152,463
	<i>Total</i>	0.00	6,148,763	20,125,161	6,027,694	32,301,618
11.800	Federal Reimbursement Allowance					
	Core	0.00	0	103,540,136	1,836,963,432	1,940,503,568
	NDI - OPFS Trend	0.00	0	0	6,645,049	6,645,049
	<i>Total</i>	0.00	0	103,540,136	1,843,608,481	1,947,148,617
11.810	CHIP					
	Core	0.00	67,401,378	261,833,057	7,719,204	336,953,639
	NDI- MC Actuarial	0.00	1,751,946	5,624,669	0	7,376,615
	NDI- Pharmacy Specialty PMPM	0.00	158,304	506,979	0	665,283
	NDI- Pharmacy Non- Specialty PMPM	0.00	50,983	163,278	0	214,261
	NDI- MHD CTC	0.00	16,205,036	31,370,243	0	47,575,279
	<i>Total</i>	0.00	85,567,647	299,498,226	7,719,204	392,785,077

DEPARTMENT OF SOCIAL SERVICES
FISCAL YEAR 2025 BRASS SECTION SUMMARY

H.B. Sec.	Decision Item Name	2025 Department Request				
		FTE	GR	FF	OF	Total
11.815	Show Me Babies					
	Core	0.00	15,136,244	48,503,932	0	63,640,176
	NDI- MC Actuarial	0.00	383,716	1,231,928	0	1,615,644
	NDI- Pharmacy Specialty PMPM	0.00	5,384	17,241	0	22,625
	NDI- Pharmacy Non- Specialty PMPM	0.00	1,734	5,553	0	7,287
	NDI- MHD CTC	0.00	5,176,955	16,712,127	0	21,889,082
	<i>Total</i>	0.00	20,704,033	66,470,781	0	87,174,814
11.820	School District Medicaid Claiming					
	Core	0.00	242,525	84,139,296	0	84,381,821
	NDI- MHD CTC	0.00	0	36,248,984	0	36,248,984
	<i>Total</i>	0.00	242,525	120,388,280	0	120,630,805
11.825	Blind Pension Medical Benefits					
	Core	0.00	21,278,866	0	0	21,278,866
	NDI- Pharmacy Specialty PMPM	0.00	51,330	0	0	51,330
	NDI- Pharmacy Non- Specialty PMPM	0.00	16,531	0	0	16,531
	NDI- MHD CTC	0.00	2,390,344	0	0	2,390,344
	<i>Total</i>	0.00	23,737,071	0	0	23,737,071
11.830	Adult Expansion Group					
	Core	0.00	0	3,202,072,784	49,167,586	3,251,240,370
	NDI- MC Actuarial	0.00	0	7,401,265	0	7,401,265
	NDI- Pharmacy Specialty PMPM	0.00	0	2,403,151	0	2,403,151
	NDI- Pharmacy Non- Specialty PMPM	0.00	0	773,958	0	773,958
	NDI- MO MAPS	0.00	0	14,727,678	1,636,409	16,364,087
	IGT DMH Increase CTC	0.00	0	117,085,497	13,009,500	130,094,997
	NDI- MHD CTC	0.00	0	0	769,167	769,167
	<i>Total</i>	0.00	0	3,344,464,333	64,582,662	3,409,046,995
11.850	IGT Transfer					
	Core	0.00	0	0	137,074,165	137,074,165
	<i>Total</i>	0.00	0	0	137,074,165	137,074,165
11.855	IGT DMH Medicaid Programs					
	Core	0.00	0	500,077,646	207,740,879	707,818,525
	<i>Total</i>	0.00	0	500,077,646	207,740,879	707,818,525

DEPARTMENT OF SOCIAL SERVICES
FISCAL YEAR 2025 BRASS SECTION SUMMARY

H.B. Sec.	Decision Item Name	2025 Department Request				
		FTE	GR	FF	OF	Total
11.860	GR Pharmacy FRA Transfer					
	Core	0.00	38,737,111	0	0	38,737,111
	<i>Total</i>	0.00	38,737,111	0	0	38,737,111
11.865	Pharmacy FRA Transfer					
	Core	0.00	0	0	38,737,111	38,737,111
	<i>Total</i>	0.00	0	0	38,737,111	38,737,111
11.870	Ambulance SRV Reim Allow Transfer					
	Core	0.00	20,837,332	0	0	20,837,332
	<i>Total</i>	0.00	20,837,332	0	0	20,837,332
11.875	GR Ambulance SRV Reim. Allow Transfer					
	Core	0.00	0	0	20,837,332	20,837,332
	<i>Total</i>	0.00	0	0	20,837,332	20,837,332
11.880	GR FRA Transfer					
	Core	0.00	718,701,378	0	0	718,701,378
	NDI - FRA Transfer Approp CTC	0.00	51,000,000	0	0	51,000,000
	<i>Total</i>	0.00	769,701,378	0	0	769,701,378
11.885	FRA Transfer					
	Core	0.00	0	0	718,701,378	718,701,378
	NDI - FRA Transfer Approp CTC	0.00	0	0	51,000,000	51,000,000
	<i>Total</i>	0.00	0	0	769,701,378	769,701,378
11.890	GR NFFRA Transfer					
	Core	0.00	210,950,510	0	0	210,950,510
	<i>Total</i>	0.00	210,950,510	0	0	210,950,510
11.895	Nursing Facility Reimbursement Transfer					
	Core	0.00	0	0	210,950,510	210,950,510
	<i>Total</i>	0.00	0	0	210,950,510	210,950,510
11.900	Nursing Facility Quality Transfer					
	Core	0.00	0	0	1,500,000	1,500,000
	<i>Total</i>	0.00	0	0	1,500,000	1,500,000

DEPARTMENT OF SOCIAL SERVICES
 FISCAL YEAR 2025 BRASS SECTION SUMMARY

H.B. Sec.	Decision Item Name	2025 Department Request				
		FTE	GR	FF	OF	Total
11.950	DSS Legal Expense Fund TRF					
	Core	0.00	1	0	0	1
	<i>Total</i>	0.00	1	0	0	1

<i>MHD Core Total</i>	253.70	2,970,660,056	9,006,485,191	4,618,082,117	16,595,227,364
<i>MHD NDI Total</i>	6.00	326,894,663	574,281,536	73,060,125	974,236,324
<i>Less MHD Non Counts</i>	0.00	(1,040,226,332)	(500,077,646)	(1,386,541,375)	(2,926,845,353)
<i>Total MHD</i>	259.70	2,257,328,387	9,080,689,081	3,304,600,867	14,642,618,335

**NDI - MHD Cost
to Continue**

NEW DECISION ITEM

Department: Social Services
Division: MO HealthNet
DI Name: MO HealthNet Cost to Continue DI# 1886020

Budget Unit: Various
HB Section: Various

1. AMOUNT OF REQUEST

	FY 2025 Budget Request			
	GR	Federal	Other	Total
PS	0	0	0	0
EE	0	0	0	0
PSD	192,980,268	264,526,766	769,167	458,276,201
TRF	0	0	0	0
Total	192,980,268	264,526,766	769,167	458,276,201

FTE **0.00 0.00 0.00 0.00**

Est. Fringe	0	0	0	0
<i>Note: Fringes budgeted in House Bill 5 except for certain fringes budgeted directly to MoDOT, Highway Patrol, and Conservation.</i>				

Other Funds: Pharmacy Reimbursement Allowance Fund (0144) - \$404,071
 Nursing Facility Reimb Allowance Fund (0196) - \$267,821
 Ambulance Reimbursement Allowance Fund (0958) - \$97,275
 Non-Counts: N/A

	FY 2025 Governor's Recommendation			
	GR	Federal	Other	Total
PS	0	0	0	0
EE	0	0	0	0
PSD	0	0	0	0
TRF	0	0	0	0
Total	0	0	0	0

FTE **0.00 0.00 0.00 0.00**

Est. Fringe	0	0	0	0
<i>Note: Fringes budgeted in House Bill 5 except for certain fringes budgeted directly to MoDOT, Highway Patrol, and Conservation.</i>				

Other Funds: N/A
 Non-Counts: N/A

2. THIS REQUEST CAN BE CATEGORIZED AS:

<input type="checkbox"/> New Legislation	<input type="checkbox"/> New Program	<input type="checkbox"/> Fund Switch
<input type="checkbox"/> Federal Mandate	<input type="checkbox"/> Program Expansion	<input checked="" type="checkbox"/> Cost to Continue
<input type="checkbox"/> GR Pick-Up	<input type="checkbox"/> Space Request	<input type="checkbox"/> Equipment Replacement
<input type="checkbox"/> Pay Plan	<input type="checkbox"/> Other: _____	

3. WHY IS THIS FUNDING NEEDED? PROVIDE AN EXPLANATION FOR ITEMS CHECKED IN #2. INCLUDE THE FEDERAL OR STATE STATUTORY OR CONSTITUTIONAL AUTHORIZATION FOR THIS PROGRAM.

Funds are requested for estimated costs in the FY 2025 budget. These amounts are based on actual MO HealthNet program expenditures through August 2023 and historical trends. It is anticipated that additional funding will be necessary to operate current MO HealthNet programs for Fiscal Year 2025. Programs with estimated shortfalls are listed below.

NEW DECISION ITEM

Department: Social Services
Division: MO HealthNet
DI Name: MO HealthNet Cost to Continue **DI# 1886020**

Budget Unit: Various
HB Section: Various

4. DESCRIBE THE DETAILED ASSUMPTIONS USED TO DERIVE THE SPECIFIC REQUESTED AMOUNT. (How did you determine that the requested number of FTE were appropriate? From what source or standard did you derive the requested levels of funding? Were alternatives such as outsourcing or automation considered? If based on new legislation, does request tie to TAFP fiscal note? If not, explain why. Detail which portions of the request are one-times and how those amounts were calculated.)

Funds are requested for estimated costs in the FY 2025 budget. These amounts are based on actual MO HealthNet program expenditures through August 2023 and historical trends. It is anticipated that additional funding will be necessary to operate current MO HealthNet programs for Fiscal Year 2025. Programs with estimated shortfalls are listed below.

	Department Request			
	GR	Federal	Other	Total
Pharmacy	31,207,576	48,983,821	0	80,191,397
Clawback	65,068,518	0	0	65,068,518
MoRX	736,396	0	0	736,396
Physician	11,673,263	17,262,762	0	28,936,025
PACE	3,223,229	6,284,814	0	9,508,043
Dental	1,242,281	1,873,531	0	3,115,812
Premium	3,993,790	0	0	3,993,790
Nursing Facilities	32,341,068	52,155,594	0	84,496,662
Rehab	0	36,445,028	0	36,445,028
Complex Rehab	1,660,571	3,255,833	0	4,916,404
MC Specialty Plan	3,678,217	0	0	3,678,217
Hospital	12,636,346	12,528,244	0	25,164,590
Health Homes	1,746,678	1,405,785	0	3,152,463
CHIP	16,205,036	31,370,243	0	47,575,279
SMHB	5,176,955	16,712,127	0	21,889,082
DESE	0	36,248,984	0	36,248,984
Blind Medical	2,390,344	0	0	2,390,344
AEG	0	0	769,167	769,167
Total	192,980,268	264,526,766	769,167	458,276,201

NEW DECISION ITEM

Department: Social Services
Division: MO HealthNet
DI Name: MO HealthNet Cost to Continue **DI# 1886020**

Budget Unit: Various
HB Section: Various

	Department Request			
	GR	Federal	Other	Total
Pharmacy (11.700)				
Caseload/Utilization/Inflation in FY24	27,957,576	48,983,821	0	76,941,397
Unfunded Specialty PMPM	3,250,000	0	0	3,250,000
Total Pharmacy	31,207,576	48,983,821	0	80,191,397

	GR	Federal	Other	Total
Clawback (11.700)				
Caseload/Utilization/Inflation in FY24	57,385,400	0	0	57,385,400
Unfunded FY24 CTC	7,683,118	0	0	7,683,118
Total Clawback	65,068,518	0	0	65,068,518

	GR	Federal	Other	Total
MoRX (11.705)				
Caseload/Utilization/Inflation in FY24	736,396	0	0	736,396
Total MoRX	736,396	0	0	736,396

	GR	Federal	Other	Total
Physician Services (11.715)				
Caseload/Utilization/Inflation in FY24	11,673,263	10,119,932	0	21,793,195
Unfunded FY24 CTC	0	7,142,830	0	7,142,830
Total Physician Services	11,673,263	17,262,762	0	28,936,025

	GR	Federal	Other	Total
PACE (11.716)				
Caseload/Utilization/Inflation in FY24	3,223,229	6,284,814	0	9,508,043
Total PACE	3,223,229	6,284,814	0	9,508,043

	GR	Federal	Other	Total
Dental Services (11.720)				
Caseload/Utilization/Inflation in FY24	1,193,143	1,320,779	0	2,513,922
Unfunded FY24 CTC	49,138	552,752	0	601,890
Total Dental Services	1,242,281	1,873,531	0	3,115,812

	GR	Federal	Other	Total
Premium Payments (11.725)				
Caseload/Utilization/Inflation in FY24	3,993,790	0	0	3,993,790
Total Premium Payments	3,993,790	0	0	3,993,790

NEW DECISION ITEM

Department: Social Services
Division: MO HealthNet
DI Name: MO HealthNet Cost to Continue **DI# 1886020**

Budget Unit: Various
HB Section: Various

Nursing Facilities (11.730)	GR	Federal	Other	Total
Caseload/Utilization/Inflation in FY24	27,373,460	39,771,522	0	67,144,982
Unfunded FY24 CTC	4,967,608	12,384,072	0	17,351,680
Total Nursing Facilities	32,341,068	52,155,594	0	84,496,662

Rehab and Specialty Services (11.745)	GR	Federal	Other	Total
Caseload/Utilization/Inflation in FY24	0	26,739,924	0	26,739,924
Unfunded FY24 CTC	0	9,705,104	0	9,705,104
Total Rehabilitation and Specialty Services	0	36,445,028	0	36,445,028

Complex Rehab (11.755)	GR	Federal	Other	Total
Caseload/Utilization/Inflation in FY24	1,660,571	3,255,833	0	4,916,404
Total Complex Rehab	1,660,571	3,255,833	0	4,916,404

Managed Care Specialty Plan (11.765)	GR	Federal	Other	Total
Caseload/Utilization/Inflation in FY24	1,668,136	0	0	1,668,136
Unfunded FY24 CTC	2,010,081	0	0	2,010,081
Total Managed Care Specialty Plan	3,678,217	0	0	3,678,217

Hospital Care (11.770)	GR	Federal	Other	Total
Caseload/Utilization/Inflation in FY24	7,495,667	(1,168,604)	0	6,327,063
Unfunded FY24 CTC	5,140,679	13,696,848	0	18,837,527
Total Hospital Care	12,636,346	12,528,244	0	25,164,590

Health Homes (11.795)	GR	Federal	Other	Total
Caseload/Utilization/Inflation in FY24	1,384,266	848,529	0	2,232,795
Unfunded FY24 CTC	362,412	557,256	0	919,668
Total Health Homes	1,746,678	1,405,785	0	3,152,463

CHIP (11.810)	GR	Federal	Other	Total
Caseload/Utilization/Inflation in FY24	15,556,509	22,941,279	0	38,497,788
Unfunded FY24 CTC	648,527	8,428,964	0	9,077,491
Total CHIP	16,205,036	31,370,243	0	47,575,279

NEW DECISION ITEM

Department: Social Services
Division: MO HealthNet
DI Name: MO HealthNet Cost to Continue **DI# 1886020**

Budget Unit: Various
HB Section: Various

SMHB (11.815)	GR	Federal	Other	Total
Caseload/Utilization/Inflation in FY24	5,176,955	16,712,127	0	21,889,082
Total SMHB	5,176,955	16,712,127	0	21,889,082

DESE (11.820)	GR	Federal	Other	Total
Caseload/Utilization/Inflation in FY24	0	36,248,984	0	36,248,984
Total DESE	0	36,248,984	0	36,248,984

Blind Medical (11.825)	GR	Federal	Other	Total
Caseload/Utilization/Inflation in FY24	1,994,175	0	0	1,994,175
Unfunded FY24 CTC	396,169	0	0	396,169
Total Blind Medical	2,390,344	0	0	2,390,344

AEG (11.830)	GR	Federal	Other	Total
AEG Provider Tax Payments	0	0	769,167	769,167
Total AEG	0	0	769,167	769,167

TOTAL	192,980,268	264,526,766	769,167	458,276,201
--------------	--------------------	--------------------	----------------	--------------------

	Department Request			
	GR	Federal	Other	Total
SFY25 Medicaid Core Reductions				
Premium Payments (11.725)	0	(2,614,499)	0	(2,614,499)
Home Health (11.730)	(104,208)	(215,974)	0	(320,182)
Rehabilitation and Specialty Services (11.745)	(8,349,592)	0	0	(8,349,592)
NEMT (11.745)	(51,519)	(1,282,761)	0	(1,334,280)
Managed Care (11.760)	(51,524,584)	(205,386,252)	0	(256,910,836)
Managed Care Specialty Plan (11.765)	0	(28,342,163)	0	(28,342,163)
AEG State Share (11.830)	0	(22,155,791)	0	(22,155,791)
AEG Federal Share (11.830)	0	(178,578,117)	0	(178,578,117)
TOTAL	(60,029,903)	(438,575,557)	0	(498,605,460)

TOTAL Net Medicaid Request	132,950,365	(174,048,791)	769,167	(40,329,259)
-----------------------------------	--------------------	----------------------	----------------	---------------------

NEW DECISION ITEM

Department: Social Services
Division: MO HealthNet
DI Name: MO HealthNet Cost to Continue DI# 1886020

Budget Unit: Various
HB Section: Various

5. BREAK DOWN THE REQUEST BY BUDGET OBJECT CLASS, JOB CLASS, AND FUND SOURCE. IDENTIFY ONE-TIME COSTS.

Budget Object Class/Job Class	Dept Req GR DOLLARS	Dept Req GR FTE	Dept Req FED DOLLARS	Dept Req FED FTE	Dept Req OTHER DOLLARS	Dept Req OTHER FTE	Dept Req TOTAL DOLLARS	Dept Req TOTAL FTE	Dept Req One-Time DOLLARS
Program Distributions	192,980,268		264,526,766		769,167		458,276,201		
Total PSD	192,980,268		264,526,766		769,167		458,276,201		0
Grand Total	192,980,268	0.0	264,526,766	0.0	769,167	0.0	458,276,201	0.0	0

6. PERFORMANCE MEASURES (If new decision item has an associated core, separately identify projected performance with & without additional funding.)

6a. Provide an activity measure(s) for the program.

Since this decision item is a combined request for the increase in authority of several programs, measures are found in the individual program descriptions.

6c. Provide a measure(s) of the program's impact.

Since this decision item is a combined request for the increase in authority of several programs, measures are found in the individual program descriptions.

6b. Provide a measure(s) of the program's quality.

Since this decision item is a combined request for the increase in authority of several programs, measures are found in the individual program descriptions.

6d. Provide a measure(s) of the program's efficiency.

Since this decision item is a combined request for the increase in authority of several programs, measures are found in the individual program descriptions.

7. STRATEGIES TO ACHIEVE THE PERFORMANCE MEASUREMENT TARGETS:

N/A

DECISION ITEM DETAIL

Budget Unit	FY 2023	FY 2023	FY 2024	FY 2024	FY 2025	FY 2025	*****	*****
Decision Item	ACTUAL	ACTUAL	BUDGET	BUDGET	DEPT REQ	DEPT REQ	SECURED	SECURED
Budget Object Class	DOLLAR	FTE	DOLLAR	FTE	DOLLAR	FTE	COLUMN	COLUMN
PHARMACY								
MHD CTC - 1886020								
PROGRAM DISTRIBUTIONS	0	0.00	0	0.00	80,191,397	0.00	0	0.00
TOTAL - PD	0	0.00	0	0.00	80,191,397	0.00	0	0.00
GRAND TOTAL	\$0	0.00	\$0	0.00	\$80,191,397	0.00	\$0	0.00
GENERAL REVENUE	\$0	0.00	\$0	0.00	\$31,207,576	0.00		0.00
FEDERAL FUNDS	\$0	0.00	\$0	0.00	\$48,983,821	0.00		0.00
OTHER FUNDS	\$0	0.00	\$0	0.00	\$0	0.00		0.00

DECISION ITEM DETAIL

Budget Unit	FY 2023	FY 2023	FY 2024	FY 2024	FY 2025	FY 2025	*****	*****
Decision Item	ACTUAL	ACTUAL	BUDGET	BUDGET	DEPT REQ	DEPT REQ	SECURED	SECURED
Budget Object Class	DOLLAR	FTE	DOLLAR	FTE	DOLLAR	FTE	COLUMN	COLUMN
PHARMACY-MED PART D-CLAWBACK								
MHD CTC - 1886020								
PROGRAM DISTRIBUTIONS	0	0.00	0	0.00	65,068,518	0.00	0	0.00
TOTAL - PD	0	0.00	0	0.00	65,068,518	0.00	0	0.00
GRAND TOTAL	\$0	0.00	\$0	0.00	\$65,068,518	0.00	\$0	0.00
GENERAL REVENUE	\$0	0.00	\$0	0.00	\$65,068,518	0.00		0.00
FEDERAL FUNDS	\$0	0.00	\$0	0.00	\$0	0.00		0.00
OTHER FUNDS	\$0	0.00	\$0	0.00	\$0	0.00		0.00

DECISION ITEM DETAIL

Budget Unit	FY 2023	FY 2023	FY 2024	FY 2024	FY 2025	FY 2025	*****	*****
Decision Item	ACTUAL	ACTUAL	BUDGET	BUDGET	DEPT REQ	DEPT REQ	SECURED	SECURED
Budget Object Class	DOLLAR	FTE	DOLLAR	FTE	DOLLAR	FTE	COLUMN	COLUMN
MISSOURI RX PLAN								
MHD CTC - 1886020								
PROGRAM DISTRIBUTIONS	0	0.00	0	0.00	736,396	0.00	0	0.00
TOTAL - PD	0	0.00	0	0.00	736,396	0.00	0	0.00
GRAND TOTAL	\$0	0.00	\$0	0.00	\$736,396	0.00	\$0	0.00
GENERAL REVENUE	\$0	0.00	\$0	0.00	\$736,396	0.00		0.00
FEDERAL FUNDS	\$0	0.00	\$0	0.00	\$0	0.00		0.00
OTHER FUNDS	\$0	0.00	\$0	0.00	\$0	0.00		0.00

DECISION ITEM DETAIL

Budget Unit	FY 2023	FY 2023	FY 2024	FY 2024	FY 2025	FY 2025	*****	*****
Decision Item	ACTUAL	ACTUAL	BUDGET	BUDGET	DEPT REQ	DEPT REQ	SECURED	SECURED
Budget Object Class	DOLLAR	FTE	DOLLAR	FTE	DOLLAR	FTE	COLUMN	COLUMN
PHYSICIAN RELATED PROF								
MHD CTC - 1886020								
PROGRAM DISTRIBUTIONS	0	0.00	0	0.00	28,936,025	0.00	0	0.00
TOTAL - PD	0	0.00	0	0.00	28,936,025	0.00	0	0.00
GRAND TOTAL	\$0	0.00	\$0	0.00	\$28,936,025	0.00	\$0	0.00
GENERAL REVENUE	\$0	0.00	\$0	0.00	\$11,673,263	0.00		0.00
FEDERAL FUNDS	\$0	0.00	\$0	0.00	\$17,262,762	0.00		0.00
OTHER FUNDS	\$0	0.00	\$0	0.00	\$0	0.00		0.00

DECISION ITEM DETAIL

Budget Unit	FY 2023	FY 2023	FY 2024	FY 2024	FY 2025	FY 2025	*****	*****
Decision Item	ACTUAL	ACTUAL	BUDGET	BUDGET	DEPT REQ	DEPT REQ	SECURED	SECURED
Budget Object Class	DOLLAR	FTE	DOLLAR	FTE	DOLLAR	FTE	COLUMN	COLUMN
PACE								
MHD CTC - 1886020								
PROGRAM DISTRIBUTIONS	0	0.00	0	0.00	9,508,043	0.00	0	0.00
TOTAL - PD	0	0.00	0	0.00	9,508,043	0.00	0	0.00
GRAND TOTAL	\$0	0.00	\$0	0.00	\$9,508,043	0.00	\$0	0.00
GENERAL REVENUE	\$0	0.00	\$0	0.00	\$3,223,229	0.00		0.00
FEDERAL FUNDS	\$0	0.00	\$0	0.00	\$6,284,814	0.00		0.00
OTHER FUNDS	\$0	0.00	\$0	0.00	\$0	0.00		0.00

DECISION ITEM DETAIL

Budget Unit	FY 2023	FY 2023	FY 2024	FY 2024	FY 2025	FY 2025	*****	*****
Decision Item	ACTUAL	ACTUAL	BUDGET	BUDGET	DEPT REQ	DEPT REQ	SECURED	SECURED
Budget Object Class	DOLLAR	FTE	DOLLAR	FTE	DOLLAR	FTE	COLUMN	COLUMN
DENTAL								
MHD CTC - 1886020								
PROGRAM DISTRIBUTIONS	0	0.00	0	0.00	3,115,812	0.00	0	0.00
TOTAL - PD	0	0.00	0	0.00	3,115,812	0.00	0	0.00
GRAND TOTAL	\$0	0.00	\$0	0.00	\$3,115,812	0.00	\$0	0.00
GENERAL REVENUE	\$0	0.00	\$0	0.00	\$1,242,281	0.00		0.00
FEDERAL FUNDS	\$0	0.00	\$0	0.00	\$1,873,531	0.00		0.00
OTHER FUNDS	\$0	0.00	\$0	0.00	\$0	0.00		0.00

DECISION ITEM DETAIL

Budget Unit	FY 2023	FY 2023	FY 2024	FY 2024	FY 2025	FY 2025	*****	*****
Decision Item	ACTUAL	ACTUAL	BUDGET	BUDGET	DEPT REQ	DEPT REQ	SECURED	SECURED
Budget Object Class	DOLLAR	FTE	DOLLAR	FTE	DOLLAR	FTE	COLUMN	COLUMN
PREMIUM PAYMENTS								
MHD CTC - 1886020								
PROGRAM DISTRIBUTIONS	0	0.00	0	0.00	3,993,790	0.00	0	0.00
TOTAL - PD	0	0.00	0	0.00	3,993,790	0.00	0	0.00
GRAND TOTAL	\$0	0.00	\$0	0.00	\$3,993,790	0.00	\$0	0.00
GENERAL REVENUE	\$0	0.00	\$0	0.00	\$3,993,790	0.00		0.00
FEDERAL FUNDS	\$0	0.00	\$0	0.00	\$0	0.00		0.00
OTHER FUNDS	\$0	0.00	\$0	0.00	\$0	0.00		0.00

DECISION ITEM DETAIL

Budget Unit	FY 2023	FY 2023	FY 2024	FY 2024	FY 2025	FY 2025	*****	*****
Decision Item	ACTUAL	ACTUAL	BUDGET	BUDGET	DEPT REQ	DEPT REQ	SECURED	SECURED
Budget Object Class	DOLLAR	FTE	DOLLAR	FTE	DOLLAR	FTE	COLUMN	COLUMN
NURSING FACILITIES								
MHD CTC - 1886020								
PROGRAM DISTRIBUTIONS	0	0.00	0	0.00	84,496,662	0.00	0	0.00
TOTAL - PD	0	0.00	0	0.00	84,496,662	0.00	0	0.00
GRAND TOTAL	\$0	0.00	\$0	0.00	\$84,496,662	0.00	\$0	0.00
GENERAL REVENUE	\$0	0.00	\$0	0.00	\$32,341,068	0.00		0.00
FEDERAL FUNDS	\$0	0.00	\$0	0.00	\$52,155,594	0.00		0.00
OTHER FUNDS	\$0	0.00	\$0	0.00	\$0	0.00		0.00

DECISION ITEM DETAIL

Budget Unit	FY 2023	FY 2023	FY 2024	FY 2024	FY 2025	FY 2025	*****	*****
Decision Item	ACTUAL	ACTUAL	BUDGET	BUDGET	DEPT REQ	DEPT REQ	SECURED	SECURED
Budget Object Class	DOLLAR	FTE	DOLLAR	FTE	DOLLAR	FTE	COLUMN	COLUMN
REHAB AND SPECIALTY SERVICES								
MHD CTC - 1886020								
PROGRAM DISTRIBUTIONS	0	0.00	0	0.00	36,445,028	0.00	0	0.00
TOTAL - PD	0	0.00	0	0.00	36,445,028	0.00	0	0.00
GRAND TOTAL	\$0	0.00	\$0	0.00	\$36,445,028	0.00	\$0	0.00
GENERAL REVENUE	\$0	0.00	\$0	0.00	\$0	0.00		0.00
FEDERAL FUNDS	\$0	0.00	\$0	0.00	\$36,445,028	0.00		0.00
OTHER FUNDS	\$0	0.00	\$0	0.00	\$0	0.00		0.00

DECISION ITEM DETAIL

Budget Unit	FY 2023	FY 2023	FY 2024	FY 2024	FY 2025	FY 2025	*****	*****
Decision Item	ACTUAL	ACTUAL	BUDGET	BUDGET	DEPT REQ	DEPT REQ	SECURED	SECURED
Budget Object Class	DOLLAR	FTE	DOLLAR	FTE	DOLLAR	FTE	COLUMN	COLUMN
COMPLEX REHAB TECHNLOGY PRDUCTS								
MHD CTC - 1886020								
PROGRAM DISTRIBUTIONS	0	0.00	0	0.00	4,916,404	0.00	0	0.00
TOTAL - PD	0	0.00	0	0.00	4,916,404	0.00	0	0.00
GRAND TOTAL	\$0	0.00	\$0	0.00	\$4,916,404	0.00	\$0	0.00
GENERAL REVENUE	\$0	0.00	\$0	0.00	\$1,660,571	0.00		0.00
FEDERAL FUNDS	\$0	0.00	\$0	0.00	\$3,255,833	0.00		0.00
OTHER FUNDS	\$0	0.00	\$0	0.00	\$0	0.00		0.00

DECISION ITEM DETAIL

Budget Unit	FY 2023	FY 2023	FY 2024	FY 2024	FY 2025	FY 2025	*****	*****
Decision Item	ACTUAL	ACTUAL	BUDGET	BUDGET	DEPT REQ	DEPT REQ	SECURED	SECURED
Budget Object Class	DOLLAR	FTE	DOLLAR	FTE	DOLLAR	FTE	COLUMN	COLUMN
MANAGED CARE SPECIALTY PLAN								
MHD CTC - 1886020								
PROGRAM DISTRIBUTIONS	0	0.00	0	0.00	3,678,217	0.00	0	0.00
TOTAL - PD	0	0.00	0	0.00	3,678,217	0.00	0	0.00
GRAND TOTAL	\$0	0.00	\$0	0.00	\$3,678,217	0.00	\$0	0.00
GENERAL REVENUE	\$0	0.00	\$0	0.00	\$3,678,217	0.00		0.00
FEDERAL FUNDS	\$0	0.00	\$0	0.00	\$0	0.00		0.00
OTHER FUNDS	\$0	0.00	\$0	0.00	\$0	0.00		0.00

DECISION ITEM DETAIL

Budget Unit	FY 2023	FY 2023	FY 2024	FY 2024	FY 2025	FY 2025	*****	*****
Decision Item	ACTUAL	ACTUAL	BUDGET	BUDGET	DEPT REQ	DEPT REQ	SECURED	SECURED
Budget Object Class	DOLLAR	FTE	DOLLAR	FTE	DOLLAR	FTE	COLUMN	COLUMN
HOSPITAL CARE								
MHD CTC - 1886020								
PROGRAM DISTRIBUTIONS	0	0.00	0	0.00	25,164,590	0.00	0	0.00
TOTAL - PD	0	0.00	0	0.00	25,164,590	0.00	0	0.00
GRAND TOTAL	\$0	0.00	\$0	0.00	\$25,164,590	0.00	\$0	0.00
GENERAL REVENUE	\$0	0.00	\$0	0.00	\$12,636,346	0.00		0.00
FEDERAL FUNDS	\$0	0.00	\$0	0.00	\$12,528,244	0.00		0.00
OTHER FUNDS	\$0	0.00	\$0	0.00	\$0	0.00		0.00

DECISION ITEM DETAIL

Budget Unit	FY 2023	FY 2023	FY 2024	FY 2024	FY 2025	FY 2025	*****	*****
Decision Item	ACTUAL	ACTUAL	BUDGET	BUDGET	DEPT REQ	DEPT REQ	SECURED	SECURED
Budget Object Class	DOLLAR	FTE	DOLLAR	FTE	DOLLAR	FTE	COLUMN	COLUMN
HEALTH HOMES								
MHD CTC - 1886020								
PROGRAM DISTRIBUTIONS	0	0.00	0	0.00	3,152,463	0.00	0	0.00
TOTAL - PD	0	0.00	0	0.00	3,152,463	0.00	0	0.00
GRAND TOTAL	\$0	0.00	\$0	0.00	\$3,152,463	0.00	\$0	0.00
GENERAL REVENUE	\$0	0.00	\$0	0.00	\$1,746,678	0.00		0.00
FEDERAL FUNDS	\$0	0.00	\$0	0.00	\$1,405,785	0.00		0.00
OTHER FUNDS	\$0	0.00	\$0	0.00	\$0	0.00		0.00

DECISION ITEM DETAIL

Budget Unit	FY 2023	FY 2023	FY 2024	FY 2024	FY 2025	FY 2025	*****	*****
Decision Item	ACTUAL	ACTUAL	BUDGET	BUDGET	DEPT REQ	DEPT REQ	SECURED	SECURED
Budget Object Class	DOLLAR	FTE	DOLLAR	FTE	DOLLAR	FTE	COLUMN	COLUMN
CHILDREN'S HEALTH INS PROGRAM								
MHD CTC - 1886020								
PROGRAM DISTRIBUTIONS	0	0.00	0	0.00	47,575,279	0.00	0	0.00
TOTAL - PD	0	0.00	0	0.00	47,575,279	0.00	0	0.00
GRAND TOTAL	\$0	0.00	\$0	0.00	\$47,575,279	0.00	\$0	0.00
GENERAL REVENUE	\$0	0.00	\$0	0.00	\$16,205,036	0.00		0.00
FEDERAL FUNDS	\$0	0.00	\$0	0.00	\$31,370,243	0.00		0.00
OTHER FUNDS	\$0	0.00	\$0	0.00	\$0	0.00		0.00

DECISION ITEM DETAIL

Budget Unit	FY 2023	FY 2023	FY 2024	FY 2024	FY 2025	FY 2025	*****	*****
Decision Item	ACTUAL	ACTUAL	BUDGET	BUDGET	DEPT REQ	DEPT REQ	SECURED	SECURED
Budget Object Class	DOLLAR	FTE	DOLLAR	FTE	DOLLAR	FTE	COLUMN	COLUMN
SHOW-ME BABIES								
MHD CTC - 1886020								
PROGRAM DISTRIBUTIONS	0	0.00	0	0.00	21,889,082	0.00	0	0.00
TOTAL - PD	0	0.00	0	0.00	21,889,082	0.00	0	0.00
GRAND TOTAL	\$0	0.00	\$0	0.00	\$21,889,082	0.00	\$0	0.00
GENERAL REVENUE	\$0	0.00	\$0	0.00	\$5,176,955	0.00		0.00
FEDERAL FUNDS	\$0	0.00	\$0	0.00	\$16,712,127	0.00		0.00
OTHER FUNDS	\$0	0.00	\$0	0.00	\$0	0.00		0.00

DECISION ITEM DETAIL

Budget Unit	FY 2023	FY 2023	FY 2024	FY 2024	FY 2025	FY 2025	*****	*****
Decision Item	ACTUAL	ACTUAL	BUDGET	BUDGET	DEPT REQ	DEPT REQ	SECURED	SECURED
Budget Object Class	DOLLAR	FTE	DOLLAR	FTE	DOLLAR	FTE	COLUMN	COLUMN
SCHOOL DISTRICT CLAIMING								
MHD CTC - 1886020								
PROGRAM DISTRIBUTIONS	0	0.00	0	0.00	36,248,984	0.00	0	0.00
TOTAL - PD	0	0.00	0	0.00	36,248,984	0.00	0	0.00
GRAND TOTAL	\$0	0.00	\$0	0.00	\$36,248,984	0.00	\$0	0.00
GENERAL REVENUE	\$0	0.00	\$0	0.00	\$0	0.00		0.00
FEDERAL FUNDS	\$0	0.00	\$0	0.00	\$36,248,984	0.00		0.00
OTHER FUNDS	\$0	0.00	\$0	0.00	\$0	0.00		0.00

DECISION ITEM DETAIL

Budget Unit	FY 2023	FY 2023	FY 2024	FY 2024	FY 2025	FY 2025	*****	*****
Decision Item	ACTUAL	ACTUAL	BUDGET	BUDGET	DEPT REQ	DEPT REQ	SECURED	SECURED
Budget Object Class	DOLLAR	FTE	DOLLAR	FTE	DOLLAR	FTE	COLUMN	COLUMN
BLIND PENSION MEDICAL BENEFITS								
MHD CTC - 1886020								
PROGRAM DISTRIBUTIONS	0	0.00	0	0.00	2,390,344	0.00	0	0.00
TOTAL - PD	0	0.00	0	0.00	2,390,344	0.00	0	0.00
GRAND TOTAL	\$0	0.00	\$0	0.00	\$2,390,344	0.00	\$0	0.00
GENERAL REVENUE	\$0	0.00	\$0	0.00	\$2,390,344	0.00		0.00
FEDERAL FUNDS	\$0	0.00	\$0	0.00	\$0	0.00		0.00
OTHER FUNDS	\$0	0.00	\$0	0.00	\$0	0.00		0.00

DECISION ITEM DETAIL

Budget Unit	FY 2023	FY 2023	FY 2024	FY 2024	FY 2025	FY 2025	*****	*****
Decision Item	ACTUAL	ACTUAL	BUDGET	BUDGET	DEPT REQ	DEPT REQ	SECURED	SECURED
Budget Object Class	DOLLAR	FTE	DOLLAR	FTE	DOLLAR	FTE	COLUMN	COLUMN
ADULT EXPANSION GROUP (AEG)								
MHD CTC - 1886020								
PROGRAM DISTRIBUTIONS	0	0.00	0	0.00	769,167	0.00	0	0.00
TOTAL - PD	0	0.00	0	0.00	769,167	0.00	0	0.00
GRAND TOTAL	\$0	0.00	\$0	0.00	\$769,167	0.00	\$0	0.00
GENERAL REVENUE	\$0	0.00	\$0	0.00	\$0	0.00		0.00
FEDERAL FUNDS	\$0	0.00	\$0	0.00	\$0	0.00		0.00
OTHER FUNDS	\$0	0.00	\$0	0.00	\$769,167	0.00		0.00

**NDI - Managed
Care Actuarial
Rate Increase**

NEW DECISION ITEM

Department: Social Services
Division: MO HealthNet
DI Name: Managed Care Actuarial Increase **DI# 1886009**

Budget Unit: 90551C, 90601C, 90556C, 88855C, 90603C
HB Section: 11.760, 11.765, 11.810, 11.815, 11.830

1. AMOUNT OF REQUEST

	FY 2025 Budget Request			
	GR	Federal	Other	Total
PS	0	0	0	0
EE	0	0	0	0
PSD	38,777,930	85,281,847	0	124,059,777
TRF	0	0	0	0
Total	38,777,930	85,281,847	0	124,059,777
FTE	0.00	0.00	0.00	0.00

	FY 2025 Governor's Recommendation			
	GR	Federal	Other	Total
PS	0	0	0	0
EE	0	0	0	0
PSD	0	0	0	0
TRF	0	0	0	0
Total	0	0	0	0
FTE	0.00	0.00	0.00	0.00

Est. Fringe	0	0	0	0
--------------------	---	---	---	---

Note: Fringes budgeted in House Bill 5 except for certain fringes budgeted directly to MoDOT, Highway Patrol, and Conservation.

Est. Fringe	0	0	0	0
--------------------	---	---	---	---

Note: Fringes budgeted in House Bill 5 except for certain fringes budgeted directly to MoDOT, Highway Patrol, and Conservation.

Other Funds: N/A
 Non-Counts: N/A

Other Funds: N/A
 Non-Counts: N/A

2. THIS REQUEST CAN BE CATEGORIZED AS:

- | | | |
|---|--|--|
| <input type="checkbox"/> New Legislation | <input type="checkbox"/> New Program | <input type="checkbox"/> Fund Switch |
| <input checked="" type="checkbox"/> Federal Mandate | <input type="checkbox"/> Program Expansion | <input type="checkbox"/> Cost to Continue |
| <input type="checkbox"/> GR Pick-Up | <input type="checkbox"/> Space Request | <input type="checkbox"/> Equipment Replacement |
| <input type="checkbox"/> Pay Plan | <input type="checkbox"/> Other: _____ | |

NEW DECISION ITEM

Department: Social Services
Division: MO HealthNet
DI Name: Managed Care Actuarial Increase **DI# 1886009**

Budget Unit: 90551C, 90601C, 90556C, 88855C, 90603C
HB Section: 11.760, 11.765, 11.810, 11.815, 11.830

3. WHY IS THIS FUNDING NEEDED? PROVIDE AN EXPLANATION FOR ITEMS CHECKED IN #2. INCLUDE THE FEDERAL OR STATE STATUTORY OR CONSTITUTIONAL AUTHORIZATION FOR THIS PROGRAM.

This NDI is needed to fund an increase for managed care medical services, including the Managed Care, Adult Expansion Group (AEG), Managed Care Specialty Plan, CHIP, and Show Me Healthy Babies (SMHB) populations. The FY25 rates are based on an estimated budget trend developed utilizing actuarial standards which consider historical trends in utilization and inflation, budget and legislative changes, and federal requirements.

MO HealthNet needs to maintain capitation rates at a sufficient level to ensure continued health plan and provider participation. The Federal Authority is Social Security Act Section 1915(b) and 1115 Waiver. The Federal Regulation is 42 CFR 438-Managed Care, and the State Authority is Section 208.166, RSMo. Final federal rules and regulations published June 14, 2002, effective August 13, 2003, require that capitation payments made on behalf of managed care participants be actuarially sound. Further, the state must provide the actuarial certification of the capitation rates to the CMS. The CMS Regional Office must review and approve all contracts for managed care as a condition for federal financial participation.

4. DESCRIBE THE DETAILED ASSUMPTIONS USED TO DERIVE THE SPECIFIC REQUESTED AMOUNT. (How did you determine that the requested number of FTE were appropriate? From what source or standard did you derive the requested levels of funding? Were alternatives such as outsourcing or automation considered? If based on new legislation, does request tie to TAFP fiscal note? If not, explain why. Detail which portions of the request are one-times and how those amounts were calculated.)

The chart below details the projected need for all medical services for the Managed Care, AEG, Managed Care Specialty Plan, CHIP, and SMHB populations. Pharmacy benefits were carved out of managed care beginning October 1, 2009; therefore, participants receive their pharmacy benefits through the fee-for-service program. The FY25 rates are based on an estimated budget trend developed utilizing actuarial standards which consider historical trends in utilization and inflation, budget and legislative changes, and federal requirements.

NEW DECISION ITEM

Department: Social Services
Division: MO HealthNet
DI Name: Managed Care Actuarial Increase **DI# 1886009**

Budget Unit: 90551C, 90601C, 90556C, 88855C, 90603C
HB Section: 11.760, 11.765, 11.810, 11.815, 11.830

Department Request

Program	Region	FY24	FY25	Difference	Participants	Contract Months	Total
Medical-Managed Care	Eastern	\$263.50	\$276.58	\$13.08	189,682	12	\$29,769,856
Medical-Managed Care	Central	\$259.95	\$274.38	\$14.43	159,966	12	\$27,708,143
Medical-Managed Care	Western	\$284.56	\$299.80	\$15.24	138,148	12	\$25,266,974
Medical-Managed Care	SW	\$238.47	\$252.01	\$13.55	115,811	12	\$18,825,370
<i>subtotal Managed Care</i>							\$101,570,343

Medical TIXXI CHIP-Child	Eastern	\$214.87	\$235.07	\$20.20	8,149	12	\$1,975,060
Medical TIXXI CHIP-Child	Central	\$205.00	\$225.21	\$20.21	8,505	12	\$2,062,881
Medical TIXXI CHIP-Child	Western	\$258.41	\$281.54	\$23.13	6,892	12	\$1,912,879
Medical TIXXI CHIP-Child	SW	\$190.84	\$210.11	\$19.27	6,164	12	\$1,425,795
<i>subtotal TIXXI CHIP Children</i>							\$7,376,615

Medical Prenatal Services for Unborn-Show Me Healthy Babies	Eastern	\$458.31	\$486.63	\$28.32	1004	12	\$341,239
Medical Prenatal Services for Unborn-Show Me Healthy Babies	Central	\$451.75	\$480.53	\$28.78	659	12	\$227,416
Medical Prenatal Services for Unborn-Show Me Healthy Babies	Western	\$480.68	\$510.48	\$29.80	1094	12	\$391,361
Medical Prenatal Services for Unborn-Show Me Healthy Babies	SW	\$416.64	\$443.18	\$26.54	651	12	\$207,474

Medical First Year following birth-Show Me Healthy Babies	Eastern	\$878.31	\$890.59	\$12.27	906	12	\$133,476
Medical First Year following birth-Show Me Healthy Babies	Central	\$510.46	\$526.19	\$15.73	542	12	\$102,240
Medical First Year following birth-Show Me Healthy Babies	Western	\$819.87	\$833.24	\$13.38	906	12	\$145,492
Medical First Year following birth-Show Me Healthy Babies	SW	\$540.24	\$553.44	\$13.20	594	12	\$94,091
<i>subtotal SMHB</i>							\$1,642,789

Medical-Managed Care-AEG population growth	Eastern	\$404.58	\$406.06	\$1.48	117,837	12	\$2,087,810
Medical-Managed Care-AEG population growth	Central	\$422.57	\$428.49	\$5.92	87,117	12	\$6,185,951
Medical-Managed Care-AEG population growth	Western	\$424.90	\$424.06	-\$0.85	72,574	12	-\$735,981
Medical-Managed Care-AEG population growth	SW	\$408.27	\$408.09	-\$0.18	62,863	12	-\$136,515
<i>subtotal AEG growth</i>							\$7,401,265

Total Need Medical Trend \$117,991,012

NEW DECISION ITEM

Department: Social Services
Division: MO HealthNet
DI Name: Managed Care Actuarial Increase **DI# 1886009**

Budget Unit: 90551C, 90601C, 90556C, 88855C, 90603C
HB Section: 11.760, 11.765, 11.810, 11.815, 11.830

Program	Region	FY24	FY25	Difference	Participants	Contract Months	Total
Deliveries-Managed Care, CHIP, SMHB	Eastern	\$6,025.82	\$6,011.36	-\$14.46	728	12	-\$126,296
Deliveries-Managed Care, CHIP, SMHB	Central	\$4,745.17	\$4,732.83	-\$12.34	637	12	-\$94,332
Deliveries-Managed Care, CHIP, SMHB	Western	\$4,814.99	\$4,803.92	-\$11.07	527	12	-\$69,969
Deliveries-Managed Care, CHIP, SMHB	SW	\$4,333.68	\$4,325.01	-\$8.67	468	12	-\$48,719
<i>subtotal Managed Care, SMHB and CHIP Deliveries</i>							-\$339,316

Total Need Deliveries Trend **-\$339,316**

Program	Region	FY24	FY25	Difference	Participants	Contract Months	Total
Managed Care - Specialty Plan	Eastern	\$568.55	\$581.68	\$13.13	10,985	12	\$1,731,272
Managed Care - Specialty Plan	Central	\$568.55	\$581.68	\$13.13	12,232	12	\$1,927,710
Managed Care - Specialty Plan	Western	\$568.55	\$581.68	\$13.13	8,081	12	\$1,273,517
Managed Care - Specialty Plan	SW	\$568.55	\$581.68	\$13.13	8,296	12	\$1,307,414
<i>subtotal Managed Care Specialty Plan</i>							\$6,239,913

Program	Region	FY24	FY25	Difference	Participants	Contract Months	Total
Managed Care - Specialty Plan-GR Only	Eastern	\$7,068.82	\$7,174.85	\$106.03	14	12	\$18,344
Managed Care - Specialty Plan-GR Only	Central	\$7,068.82	\$7,174.85	\$106.03	76	12	\$97,126
Managed Care - Specialty Plan-GR Only	Western	\$7,068.82	\$7,174.85	\$106.03	35	12	\$43,897
Managed Care - Specialty Plan-GR Only	SW	\$7,068.82	\$7,174.85	\$106.03	7	12	\$8,801
<i>subtotal Managed Care Specialty Plan GR Only</i>							\$168,168

Total Need Specialty Plan Trend **\$6,408,081**

Total Need Medical, Deliveries, and Specialty Plan \$124,059,777

NEW DECISION ITEM

Department: Social Services
Division: MO HealthNet
DI Name: Managed Care Actuarial Increase **DI# 1886009**

Budget Unit: 90551C, 90601C, 90556C, 88855C, 90603C

HB Section: 11.760, 11.765, 11.810, 11.815, 11.830

Department Request

	Total	GR	Federal
Managed Care	101,258,172	34,356,898	66,901,274
AEG State Share	740,126	0	740,126
AEG Federal Share	6,661,139	0	6,661,139
CHIP	7,376,615	1,751,946	5,624,669
SMHB	1,615,644	383,716	1,231,928
Specialty Plan	6,239,913	2,117,202	4,122,711
Specialty Plan - GR Only	168,168	168,168	0
	\$124,059,777	\$38,777,930	\$85,281,847

FMAP	
Regular	66.07%
CHIP	76.25%
AEG	90.00%

5. BREAK DOWN THE REQUEST BY BUDGET OBJECT CLASS, JOB CLASS, AND FUND SOURCE. IDENTIFY ONE-TIME COSTS.

Budget Object Class/Job Class	Dept Req GR DOLLARS	Dept Req GR FTE	Dept Req FED DOLLARS	Dept Req FED FTE	Dept Req OTHER DOLLARS	Dept Req OTHER FTE	Dept Req TOTAL DOLLARS	Dept Req TOTAL FTE	Dept Req One-Time DOLLARS
800 - Program Distributions	38,777,930		85,281,847		0		124,059,777		0
Total PSD	38,777,930		85,281,847		0		124,059,777		0
Grand Total	38,777,930	0.0	85,281,847	0.0	0	0.0	124,059,777	0.0	0.0

NEW DECISION ITEM

Department: Social Services
Division: MO HealthNet
DI Name: Managed Care Actuarial Increase **DI# 1886009**

Budget Unit: 90551C, 90601C, 90556C, 88855C, 90603C
HB Section: 11.760, 11.765, 11.810, 11.815, 11.830

6. PERFORMANCE MEASURES (If new decision item has an associated core, separately identify projected performance with & without additional funding.)

6a. Provide an activity measure(s) for the program.

Please see the Managed Care core section for performance measures.

6c. Provide a measure(s) of the program's impact.

Please see the Managed Care core section for performance measures.

6b. Provide a measure(s) of the program's quality.

Please see the Managed Care core section for performance measures.

6d. Provide a measure(s) of the program's efficiency.

Please see the Managed Care core section for performance measures.

7. STRATEGIES TO ACHIEVE THE PERFORMANCE MEASUREMENT TARGETS:

N/A

DECISION ITEM DETAIL

Budget Unit	FY 2023	FY 2023	FY 2024	FY 2024	FY 2025	FY 2025	*****	*****
Decision Item	ACTUAL	ACTUAL	BUDGET	BUDGET	DEPT REQ	DEPT REQ	SECURED	SECURED
Budget Object Class	DOLLAR	FTE	DOLLAR	FTE	DOLLAR	FTE	COLUMN	COLUMN
MANAGED CARE								
MC Actuarial - 1886009								
PROGRAM DISTRIBUTIONS	0	0.00	0	0.00	101,258,172	0.00	0	0.00
TOTAL - PD	0	0.00	0	0.00	101,258,172	0.00	0	0.00
GRAND TOTAL	\$0	0.00	\$0	0.00	\$101,258,172	0.00	\$0	0.00
GENERAL REVENUE	\$0	0.00	\$0	0.00	\$34,356,898	0.00		0.00
FEDERAL FUNDS	\$0	0.00	\$0	0.00	\$66,901,274	0.00		0.00
OTHER FUNDS	\$0	0.00	\$0	0.00	\$0	0.00		0.00

DECISION ITEM DETAIL

Budget Unit	FY 2023	FY 2023	FY 2024	FY 2024	FY 2025	FY 2025	*****	*****
Decision Item	ACTUAL	ACTUAL	BUDGET	BUDGET	DEPT REQ	DEPT REQ	SECURED	SECURED
Budget Object Class	DOLLAR	FTE	DOLLAR	FTE	DOLLAR	FTE	COLUMN	COLUMN
MANAGED CARE SPECIALTY PLAN								
MC Actuarial - 1886009								
PROGRAM DISTRIBUTIONS	0	0.00	0	0.00	6,408,081	0.00	0	0.00
TOTAL - PD	0	0.00	0	0.00	6,408,081	0.00	0	0.00
GRAND TOTAL	\$0	0.00	\$0	0.00	\$6,408,081	0.00	\$0	0.00
GENERAL REVENUE	\$0	0.00	\$0	0.00	\$2,285,370	0.00		0.00
FEDERAL FUNDS	\$0	0.00	\$0	0.00	\$4,122,711	0.00		0.00
OTHER FUNDS	\$0	0.00	\$0	0.00	\$0	0.00		0.00

DECISION ITEM DETAIL

Budget Unit	FY 2023	FY 2023	FY 2024	FY 2024	FY 2025	FY 2025	*****	*****
Decision Item	ACTUAL	ACTUAL	BUDGET	BUDGET	DEPT REQ	DEPT REQ	SECURED	SECURED
Budget Object Class	DOLLAR	FTE	DOLLAR	FTE	DOLLAR	FTE	COLUMN	COLUMN
SHOW-ME BABIES								
MC Actuarial - 1886009								
PROGRAM DISTRIBUTIONS	0	0.00	0	0.00	1,615,644	0.00	0	0.00
TOTAL - PD	0	0.00	0	0.00	1,615,644	0.00	0	0.00
GRAND TOTAL	\$0	0.00	\$0	0.00	\$1,615,644	0.00	\$0	0.00
GENERAL REVENUE	\$0	0.00	\$0	0.00	\$383,716	0.00		0.00
FEDERAL FUNDS	\$0	0.00	\$0	0.00	\$1,231,928	0.00		0.00
OTHER FUNDS	\$0	0.00	\$0	0.00	\$0	0.00		0.00

DECISION ITEM DETAIL

Budget Unit	FY 2023	FY 2023	FY 2024	FY 2024	FY 2025	FY 2025	*****	*****
Decision Item	ACTUAL	ACTUAL	BUDGET	BUDGET	DEPT REQ	DEPT REQ	SECURED	SECURED
Budget Object Class	DOLLAR	FTE	DOLLAR	FTE	DOLLAR	FTE	COLUMN	COLUMN
CHILDREN'S HEALTH INS PROGRAM								
MC Actuarial - 1886009								
PROGRAM DISTRIBUTIONS	0	0.00	0	0.00	7,376,615	0.00	0	0.00
TOTAL - PD	0	0.00	0	0.00	7,376,615	0.00	0	0.00
GRAND TOTAL	\$0	0.00	\$0	0.00	\$7,376,615	0.00	\$0	0.00
GENERAL REVENUE	\$0	0.00	\$0	0.00	\$1,751,946	0.00		0.00
FEDERAL FUNDS	\$0	0.00	\$0	0.00	\$5,624,669	0.00		0.00
OTHER FUNDS	\$0	0.00	\$0	0.00	\$0	0.00		0.00

DECISION ITEM DETAIL

Budget Unit	FY 2023	FY 2023	FY 2024	FY 2024	FY 2025	FY 2025	*****	*****
Decision Item	ACTUAL	ACTUAL	BUDGET	BUDGET	DEPT REQ	DEPT REQ	SECURED	SECURED
Budget Object Class	DOLLAR	FTE	DOLLAR	FTE	DOLLAR	FTE	COLUMN	COLUMN
ADULT EXPANSION GROUP (AEG)								
MC Actuarial - 1886009								
PROGRAM DISTRIBUTIONS	0	0.00	0	0.00	7,401,265	0.00	0	0.00
TOTAL - PD	0	0.00	0	0.00	7,401,265	0.00	0	0.00
GRAND TOTAL	\$0	0.00	\$0	0.00	\$7,401,265	0.00	\$0	0.00
GENERAL REVENUE	\$0	0.00	\$0	0.00	\$0	0.00		0.00
FEDERAL FUNDS	\$0	0.00	\$0	0.00	\$7,401,265	0.00		0.00
OTHER FUNDS	\$0	0.00	\$0	0.00	\$0	0.00		0.00

NDI – Pharmacy Specialty PMPM

NEW DECISION ITEM

Department: Social Services
Division: MO HealthNet
DI Name: Pharmacy Specialty PMPM **DI# 1886013**

Budget Unit: 90541C, 90556C, 88855C, 90573C, 90603C
HB Section: 11.700,11.810, 11.815, 11.825, 11.830

1. AMOUNT OF REQUEST

	FY 2025 Budget Request			
	GR	Federal	Other	Total
PS	0	0	0	0
EE	0	0	0	0
PSD	15,650,047	32,983,145	0	48,633,192
TRF	0	0	0	0
Total	15,650,047	32,983,145	0	48,633,192

	FY 2025 Governor's Recommendation			
	GR	Federal	Other	Total
PS	0	0	0	0
EE	0	0	0	0
PSD	0	0	0	0
TRF	0	0	0	0
Total	0	0	0	0

FTE **0.00** **0.00** **0.00** **0.00**

FTE **0.00** **0.00** **0.00** **0.00**

Est. Fringe	0	0	0	0
<i>Note: Fringes budgeted in House Bill 5 except for certain fringes budgeted directly to MoDOT, Highway Patrol, and Conservation.</i>				

Est. Fringe	0	0	0	0
<i>Note: Fringes budgeted in House Bill 5 except for certain fringes budgeted directly to MoDOT, Highway Patrol, and Conservation.</i>				

Other Funds: N/A
 Non-Counts: N/A

Other Funds: N/A
 Non-Counts: N/A

2. THIS REQUEST CAN BE CATEGORIZED AS:

<input type="checkbox"/> New Legislation	<input type="checkbox"/> New Program	<input type="checkbox"/> Fund Switch
<input type="checkbox"/> Federal Mandate	<input type="checkbox"/> Program Expansion	<input type="checkbox"/> Cost to Continue
<input type="checkbox"/> GR Pick-Up	<input type="checkbox"/> Space Request	<input type="checkbox"/> Equipment Replacement
<input type="checkbox"/> Pay Plan	<input checked="" type="checkbox"/> Other: Inflation/Utilization	

3. WHY IS THIS FUNDING NEEDED? PROVIDE AN EXPLANATION FOR ITEMS CHECKED IN #2. INCLUDE THE FEDERAL OR STATE STATUTORY OR CONSTITUTIONAL AUTHORIZATION FOR THIS PROGRAM.

Funds are needed to address the anticipated increases in the pharmacy program due to new drugs, therapies, and inflation. This decision item requests funding for the ongoing inflation of pharmaceuticals and the anticipated increase in pharmacy expenditures attributed to specialty drugs. Specialty drugs account for the majority of the projected increase in pharmacy expenditures.

State statute: Section 208.201, RSMo. Federal Law: Social Security Act Section 1902(a)(4). Federal Regulations: 42 CFR, Part 432.

NEW DECISION ITEM

Department: Social Services
Division: MO HealthNet
DI Name: Pharmacy Specialty PMPM **DI# 1886013**

Budget Unit: 90541C, 90556C, 88855C, 90573C, 90603C
HB Section: 11.700,11.810, 11.815, 11.825, 11.830

4. DESCRIBE THE DETAILED ASSUMPTIONS USED TO DERIVE THE SPECIFIC REQUESTED AMOUNT. (How did you determine that the requested number of FTE were appropriate? From what source or standard did you derive the requested levels of funding? Were alternatives such as outsourcing or automation considered? If based on new legislation, does request tie to TAFP fiscal note? If not, explain why. Detail which portions of the request are one-times and how those amounts were calculated.)

MHD utilized the Mercer Trend Report and historical actual experience in support of the decision item.

Specialty drugs, which account for the majority of the projected increase in pharmacy expenditures, treat complex chronic and/or life threatening conditions. Drugs are considered specialty drugs within MHD if the prescription cost is \$600 or more. Specialty drugs are often the first effective treatment of a condition. Many specialty products face little market competition and target a small patient population, which results in a high cost per unit. Most specialty products are complex “biologics” and are not easily copied; making introduction of generics a long, slow process. Typically, specialty drugs require special storage, handling, and administration. They may also require detailed patient instructions and adherence monitoring by qualified healthcare providers. Additionally, there is generally pent up demand for a new specialty drug, making the first few years of use very expensive.

The top driving categories in the specialty drug trend include rheumatoid arthritis and inflammatory conditions, oncology, HIV and pulmonary. High cost branded products Biktarvy, Genvoya, and Triumeq now account for 60% of spend in the HIV category. In 2023 Trikafta, Cystic Fibrosis drug, had an indication that expanded to include young children. Multiple biosimilars for Humira(including some interchangeable versions) are poised to launch in 2023 and 2024. New products in the Oncology field are introduced at higher price points than existing therapies.

Continued specialty drug approvals for rare diseases will also contribute to the driving increases in pharmacy trend.

Mercer indicates that overall annual spending on drugs is forecasted to increase 5% to 8% between CY 2022 and CY 2023 and increase 4% to 7% between CY 2023 and CY 2024. Mercer National Drug Trend report implies CMS projects total health spending to grow at an average rate of 5.6% between 2021-2030. MHD expended 61.0% of all pharmacy costs on specialty drugs in FY20, 63.0.0% in FY21, 64.0% in FY22, and 66.00% in FY23. The difference in the specialty rate percentages between MHD and the commercial market is due to the MHD caseload mix.

NEW DECISION ITEM

Department: Social Services
Division: MO HealthNet
DI Name: Pharmacy Specialty PMPM **DI# 1886013**

Budget Unit: 90541C, 90556C, 88855C, 90573C, 90603C

HB Section: 11.700,11.810, 11.815, 11.825, 11.830

	<u>OAA</u> <u>Specialty</u>	<u>PTD</u> <u>Specialty</u>	<u>Others</u> <u>Specialty</u>	<u>Total</u>
FY23 PMPM	\$331.18	\$616.10	\$44.61	
Specialty Rate	66.09%	66.09%	66.09%	
Subtotal	\$218.88	\$407.18	\$29.48	
FY24 PMPM Tren	5.682%	5.682%	5.682%	
Increase in PMPM	\$12.44	\$23.14	\$1.68	
FY24 Estimate	\$231.32	\$430.32	\$31.16	
FY25 PMPM Tren	5.000%	5.000%	5.000%	
FY25 Estimate	\$11.57	\$21.52	\$1.56	
Members	12,206	94,027	1,210,309	
Monthly Cost	\$141,223	\$2,023,461	\$1,888,082	
12 Months	12	12	12	
Yearly Cost	\$1,694,676	\$24,281,532	\$22,656,984	\$48,633,192

Department Request:

	<u>FMAPs</u>	<u>TOTAL</u>	<u>GR</u>	<u>FF</u>
Blind Pension Medical		\$51,330	\$51,330	\$0
CHIP	76.21%	\$665,283	\$158,304	\$506,979
Pharmacy	66.07%	\$45,490,803	\$15,435,029	\$30,055,774
AEG State Share	90.00%	\$240,315	\$0	\$240,315
AEG Federal Share	90.00%	\$2,162,836	\$0	\$2,162,836
SMHB	76.21%	\$22,625	\$5,384	\$17,241
		\$48,633,192	\$15,650,047	\$32,983,145

NEW DECISION ITEM

Department: Social Services
Division: MO HealthNet
DI Name: Pharmacy Specialty PMPM **DI# 1886013**

Budget Unit: 90541C, 90556C, 88855C, 90573C, 90603C
HB Section: 11.700,11.810, 11.815, 11.825, 11.830

5. BREAK DOWN THE REQUEST BY BUDGET OBJECT CLASS, JOB CLASS, AND FUND SOURCE. IDENTIFY ONE-TIME COSTS.

Budget Object Class/Job Class	Dept Req GR DOLLARS	Dept Req GR FTE	Dept Req FED DOLLARS	Dept Req FED FTE	Dept Req OTHER DOLLARS	Dept Req OTHER FTE	Dept Req TOTAL DOLLARS	Dept Req TOTAL FTE	Dept Req One-Time DOLLARS
800 - Program Distributions	15,650,047		32,983,145				48,633,192		
Total PSD	15,650,047		32,983,145		0		48,633,192		0
Grand Total	15,650,047	0.0	32,983,145	0.0	0	0.0	48,633,192	0.0	0

6. PERFORMANCE MEASURES (If new decision item has an associated core, separately identify projected performance with & without additional funding.)

6a. Provide an activity measure(s) for the program.

Please see the Pharmacy core section for performance measures.

6c. Provide a measure(s) of the program's impact.

Please see the Pharmacy core section for performance measures.

6b. Provide a measure(s) of the program's quality.

Please see the Pharmacy core section for performance measures.

6d. Provide a measure(s) of the program's efficiency.

Please see the Pharmacy core section for performance measures.

7. STRATEGIES TO ACHIEVE THE PERFORMANCE MEASUREMENT TARGETS:

N/A

DECISION ITEM DETAIL

Budget Unit	FY 2023	FY 2023	FY 2024	FY 2024	FY 2025	FY 2025	*****	*****
Decision Item	ACTUAL	ACTUAL	BUDGET	BUDGET	DEPT REQ	DEPT REQ	SECURED	SECURED
Budget Object Class	DOLLAR	FTE	DOLLAR	FTE	DOLLAR	FTE	COLUMN	COLUMN
PHARMACY								
Pharmacy Specialty PMPM - 1886013								
PROGRAM DISTRIBUTIONS	0	0.00	0	0.00	45,490,803	0.00	0	0.00
TOTAL - PD	0	0.00	0	0.00	45,490,803	0.00	0	0.00
GRAND TOTAL	\$0	0.00	\$0	0.00	\$45,490,803	0.00	\$0	0.00
GENERAL REVENUE	\$0	0.00	\$0	0.00	\$15,435,029	0.00		0.00
FEDERAL FUNDS	\$0	0.00	\$0	0.00	\$30,055,774	0.00		0.00
OTHER FUNDS	\$0	0.00	\$0	0.00	\$0	0.00		0.00

DECISION ITEM DETAIL

Budget Unit	FY 2023	FY 2023	FY 2024	FY 2024	FY 2025	FY 2025	*****	*****
Decision Item	ACTUAL	ACTUAL	BUDGET	BUDGET	DEPT REQ	DEPT REQ	SECURED	SECURED
Budget Object Class	DOLLAR	FTE	DOLLAR	FTE	DOLLAR	FTE	COLUMN	COLUMN
CHILDREN'S HEALTH INS PROGRAM								
Pharmacy Specialty PMPM - 1886013								
PROGRAM DISTRIBUTIONS	0	0.00	0	0.00	665,283	0.00	0	0.00
TOTAL - PD	0	0.00	0	0.00	665,283	0.00	0	0.00
GRAND TOTAL	\$0	0.00	\$0	0.00	\$665,283	0.00	\$0	0.00
GENERAL REVENUE	\$0	0.00	\$0	0.00	\$158,304	0.00		0.00
FEDERAL FUNDS	\$0	0.00	\$0	0.00	\$506,979	0.00		0.00
OTHER FUNDS	\$0	0.00	\$0	0.00	\$0	0.00		0.00

DECISION ITEM DETAIL

Budget Unit	FY 2023	FY 2023	FY 2024	FY 2024	FY 2025	FY 2025	*****	*****
Decision Item	ACTUAL	ACTUAL	BUDGET	BUDGET	DEPT REQ	DEPT REQ	SECURED	SECURED
Budget Object Class	DOLLAR	FTE	DOLLAR	FTE	DOLLAR	FTE	COLUMN	COLUMN
SHOW-ME BABIES								
Pharmacy Specialty PMPM - 1886013								
PROGRAM DISTRIBUTIONS	0	0.00	0	0.00	22,625	0.00	0	0.00
TOTAL - PD	0	0.00	0	0.00	22,625	0.00	0	0.00
GRAND TOTAL	\$0	0.00	\$0	0.00	\$22,625	0.00	\$0	0.00
GENERAL REVENUE	\$0	0.00	\$0	0.00	\$5,384	0.00		0.00
FEDERAL FUNDS	\$0	0.00	\$0	0.00	\$17,241	0.00		0.00
OTHER FUNDS	\$0	0.00	\$0	0.00	\$0	0.00		0.00

DECISION ITEM DETAIL

Budget Unit	FY 2023	FY 2023	FY 2024	FY 2024	FY 2025	FY 2025	*****	*****
Decision Item	ACTUAL	ACTUAL	BUDGET	BUDGET	DEPT REQ	DEPT REQ	SECURED	SECURED
Budget Object Class	DOLLAR	FTE	DOLLAR	FTE	DOLLAR	FTE	COLUMN	COLUMN
BLIND PENSION MEDICAL BENEFITS								
Pharmacy Specialty PMPM - 1886013								
PROGRAM DISTRIBUTIONS	0	0.00	0	0.00	51,330	0.00	0	0.00
TOTAL - PD	0	0.00	0	0.00	51,330	0.00	0	0.00
GRAND TOTAL	\$0	0.00	\$0	0.00	\$51,330	0.00	\$0	0.00
GENERAL REVENUE	\$0	0.00	\$0	0.00	\$51,330	0.00		0.00
FEDERAL FUNDS	\$0	0.00	\$0	0.00	\$0	0.00		0.00
OTHER FUNDS	\$0	0.00	\$0	0.00	\$0	0.00		0.00

DECISION ITEM DETAIL

Budget Unit	FY 2023	FY 2023	FY 2024	FY 2024	FY 2025	FY 2025	*****	*****
Decision Item	ACTUAL	ACTUAL	BUDGET	BUDGET	DEPT REQ	DEPT REQ	SECURED	SECURED
Budget Object Class	DOLLAR	FTE	DOLLAR	FTE	DOLLAR	FTE	COLUMN	COLUMN
ADULT EXPANSION GROUP (AEG)								
Pharmacy Specialty PMPM - 1886013								
PROGRAM DISTRIBUTIONS	0	0.00	0	0.00	2,403,151	0.00	0	0.00
TOTAL - PD	0	0.00	0	0.00	2,403,151	0.00	0	0.00
GRAND TOTAL	\$0	0.00	\$0	0.00	\$2,403,151	0.00	\$0	0.00
GENERAL REVENUE	\$0	0.00	\$0	0.00	\$0	0.00		0.00
FEDERAL FUNDS	\$0	0.00	\$0	0.00	\$2,403,151	0.00		0.00
OTHER FUNDS	\$0	0.00	\$0	0.00	\$0	0.00		0.00

**NDI – Pharmacy
Non-Specialty PMPM**

NEW DECISION ITEM

Department: Social Services
Division: MO HealthNet
DI Name: Pharmacy Non-Specialty PMPM DI# 1886014

Budget Unit: 90541C, 90556C, 88855C, 90573C, 90603C
HB Section: 11.700,11.810, 11.815, 11.825, 11.830

4. DESCRIBE THE DETAILED ASSUMPTIONS USED TO DERIVE THE SPECIFIC REQUESTED AMOUNT. (How did you determine that the requested number of FTE were appropriate? From what source or standard did you derive the requested levels of funding? Were alternatives such as outsourcing or automation considered? If based on new legislation, does request tie to TAFP fiscal note? If not, explain why. Detail which portions of the request are one-times and how those amounts were calculated.)

MHD utilized the Mercer Trend Report and historical actual experience in support of the decision item.

Non-specialty drugs are generally drugs that are not used to treat complex, chronic conditions; do not require special administration, handling, or distribution; do not require monitoring of therapy to determine effectiveness and/or side effects; or have per-member-per-month (PMPM) costs below \$600.

Non-specialty drugs are expected to slow down over the next period as new generics provide price pressure in top categories. The top driving categories include diabetes, asthma, substance use disorders, and attention disorders. Mercer indicates that overall annual spending on the non-specialty trend is forecasted to increase 2.5% to 4.5% between CY22 and CY23 and 1.5% to 3.5% between CY23 and CY24. The percent of Non-specialty in the MHD expenditure has been 41.0% in FY19, 39.0% in FY20, 36.58% in FY21, 36.0% in FY22 and 34.0% in FY23. Based on the industry source, MHD assumes no non-specialty trend in FY20, 3.96% in FY21, 1.00% in FY22, 3.00% in FY23 and 3.35% in FY24.

NEW DECISION ITEM

Department: Social Services
Division: MO HealthNet
DI Name: Pharmacy Non-Specialty PMPM DI# 1886014

Budget Unit: 90541C, 90556C, 88855C, 90573C, 90603C
HB Section: 11.700,11.810, 11.815, 11.825, 11.830

	<u>OAA</u> <u>Non Specialty</u>	<u>PTD</u> <u>Non Specialty</u>	<u>Others</u> <u>Non Specialty</u>	<u>Total</u>
FY23 PMPM	\$331.18	\$616.10	\$44.61	
Non Specialty Rate	31.90%	31.90%	31.90%	
Subtotal	\$105.65	\$196.54	\$14.23	
FY24 PMPM Trend Rate	5.68%	5.68%	5.68%	
Increase in PMPM	\$6.00	\$11.17	\$0.81	
FY24 Estimate	\$111.65	\$207.71	\$15.04	
FY25 PMPM Trend Rate	3.350%	3.350%	3.350%	
FY25 Estimate	\$3.74	\$6.96	\$0.50	
Members	12,206	94,027	1,210,309	
Monthly Cost	\$45,650	\$654,428	\$605,155	
12 Months	12	12	12	
Yearly Cost	\$547,800	\$7,853,136	\$7,261,860	\$15,662,796

Department Request:

	<u>FMAP</u>	<u>Total</u>	<u>GR</u>	<u>FF</u>
Blind Pension Medical		\$16,531	\$16,531	\$0
CHIP	76.21%	\$214,261	\$50,983	\$163,278
Pharmacy	66.07%	\$14,650,759	\$4,971,003	\$9,679,756
AEG State Share	90.00%	\$77,396		\$77,396
AEG Federal Share	90.00%	\$696,562		\$696,562
SMHB	76.21%	\$7,287	\$1,734	\$5,553
		\$15,662,796	\$5,040,251	\$10,622,545

NEW DECISION ITEM

Department: Social Services
Division: MO HealthNet
DI Name: Pharmacy Non-Specialty PMPM DI# 1886014

Budget Unit: 90541C, 90556C, 88855C, 90573C, 90603C
HB Section: 11.700,11.810, 11.815, 11.825, 11.830

5. BREAK DOWN THE REQUEST BY BUDGET OBJECT CLASS, JOB CLASS, AND FUND SOURCE. IDENTIFY ONE-TIME COSTS.

Budget Object Class/Job Class	Dept Req GR DOLLARS	Dept Req GR FTE	Dept Req FED DOLLARS	Dept Req FED FTE	Dept Req OTHER DOLLARS	Dept Req OTHER FTE	Dept Req TOTAL DOLLARS	Dept Req TOTAL FTE	Dept Req One-Time DOLLARS
800 - Program Distributions	5,040,251		10,622,545				15,662,796		
Total PSD	5,040,251		10,622,545		0		15,662,796		0
Grand Total	5,040,251	0.0	10,622,545	0.0	0	0.0	15,662,796	0.0	0

6. PERFORMANCE MEASURES (If new decision item has an associated core, separately identify projected performance with & without additional funding.)

6a. Provide an activity measure(s) for the program.

Please see the Pharmacy core section for performance measures.

6c. Provide a measure(s) of the program's impact.

Please see the Pharmacy core section for performance measures.

6b. Provide a measure(s) of the program's quality.

Please see the Pharmacy core section for performance measures.

6d. Provide a measure(s) of the program's efficiency.

Please see the Pharmacy core section for performance measures.

7. STRATEGIES TO ACHIEVE THE PERFORMANCE MEASUREMENT TARGETS:

N/A

DECISION ITEM DETAIL

Budget Unit	FY 2023	FY 2023	FY 2024	FY 2024	FY 2025	FY 2025	*****	*****
Decision Item	ACTUAL	ACTUAL	BUDGET	BUDGET	DEPT REQ	DEPT REQ	SECURED	SECURED
Budget Object Class	DOLLAR	FTE	DOLLAR	FTE	DOLLAR	FTE	COLUMN	COLUMN
PHARMACY								
Pharmacy Non-Specialty PMPM - 1886014								
PROGRAM DISTRIBUTIONS	0	0.00	0	0.00	14,650,759	0.00	0	0.00
TOTAL - PD	0	0.00	0	0.00	14,650,759	0.00	0	0.00
GRAND TOTAL	\$0	0.00	\$0	0.00	\$14,650,759	0.00	\$0	0.00
GENERAL REVENUE	\$0	0.00	\$0	0.00	\$4,971,003	0.00		0.00
FEDERAL FUNDS	\$0	0.00	\$0	0.00	\$9,679,756	0.00		0.00
OTHER FUNDS	\$0	0.00	\$0	0.00	\$0	0.00		0.00

DECISION ITEM DETAIL

Budget Unit	FY 2023	FY 2023	FY 2024	FY 2024	FY 2025	FY 2025	*****	*****
Decision Item	ACTUAL	ACTUAL	BUDGET	BUDGET	DEPT REQ	DEPT REQ	SECURED	SECURED
Budget Object Class	DOLLAR	FTE	DOLLAR	FTE	DOLLAR	FTE	COLUMN	COLUMN
CHILDREN'S HEALTH INS PROGRAM								
Pharmacy Non-Specialty PMPM - 1886014								
PROGRAM DISTRIBUTIONS	0	0.00	0	0.00	214,261	0.00	0	0.00
TOTAL - PD	0	0.00	0	0.00	214,261	0.00	0	0.00
GRAND TOTAL	\$0	0.00	\$0	0.00	\$214,261	0.00	\$0	0.00
GENERAL REVENUE	\$0	0.00	\$0	0.00	\$50,983	0.00		0.00
FEDERAL FUNDS	\$0	0.00	\$0	0.00	\$163,278	0.00		0.00
OTHER FUNDS	\$0	0.00	\$0	0.00	\$0	0.00		0.00

DECISION ITEM DETAIL

Budget Unit	FY 2023	FY 2023	FY 2024	FY 2024	FY 2025	FY 2025	*****	*****
Decision Item	ACTUAL	ACTUAL	BUDGET	BUDGET	DEPT REQ	DEPT REQ	SECURED	SECURED
Budget Object Class	DOLLAR	FTE	DOLLAR	FTE	DOLLAR	FTE	COLUMN	COLUMN
SHOW-ME BABIES								
Pharmacy Non-Specialty PMPM - 1886014								
PROGRAM DISTRIBUTIONS	0	0.00	0	0.00	7,287	0.00	0	0.00
TOTAL - PD	0	0.00	0	0.00	7,287	0.00	0	0.00
GRAND TOTAL	\$0	0.00	\$0	0.00	\$7,287	0.00	\$0	0.00
GENERAL REVENUE	\$0	0.00	\$0	0.00	\$1,734	0.00		0.00
FEDERAL FUNDS	\$0	0.00	\$0	0.00	\$5,553	0.00		0.00
OTHER FUNDS	\$0	0.00	\$0	0.00	\$0	0.00		0.00

DECISION ITEM DETAIL

Budget Unit	FY 2023	FY 2023	FY 2024	FY 2024	FY 2025	FY 2025	*****	*****
Decision Item	ACTUAL	ACTUAL	BUDGET	BUDGET	DEPT REQ	DEPT REQ	SECURED	SECURED
Budget Object Class	DOLLAR	FTE	DOLLAR	FTE	DOLLAR	FTE	COLUMN	COLUMN
BLIND PENSION MEDICAL BENEFITS								
Pharmacy Non-Specialty PMPM - 1886014								
PROGRAM DISTRIBUTIONS	0	0.00	0	0.00	16,531	0.00	0	0.00
TOTAL - PD	0	0.00	0	0.00	16,531	0.00	0	0.00
GRAND TOTAL	\$0	0.00	\$0	0.00	\$16,531	0.00	\$0	0.00
GENERAL REVENUE	\$0	0.00	\$0	0.00	\$16,531	0.00		0.00
FEDERAL FUNDS	\$0	0.00	\$0	0.00	\$0	0.00		0.00
OTHER FUNDS	\$0	0.00	\$0	0.00	\$0	0.00		0.00

DECISION ITEM DETAIL

Budget Unit	FY 2023	FY 2023	FY 2024	FY 2024	FY 2025	FY 2025	*****	*****
Decision Item	ACTUAL	ACTUAL	BUDGET	BUDGET	DEPT REQ	DEPT REQ	SECURED	SECURED
Budget Object Class	DOLLAR	FTE	DOLLAR	FTE	DOLLAR	FTE	COLUMN	COLUMN
ADULT EXPANSION GROUP (AEG)								
Pharmacy Non-Specialty PMPM - 1886014								
PROGRAM DISTRIBUTIONS	0	0.00	0	0.00	773,958	0.00	0	0.00
TOTAL - PD	0	0.00	0	0.00	773,958	0.00	0	0.00
GRAND TOTAL	\$0	0.00	\$0	0.00	\$773,958	0.00	\$0	0.00
GENERAL REVENUE	\$0	0.00	\$0	0.00	\$0	0.00		0.00
FEDERAL FUNDS	\$0	0.00	\$0	0.00	\$773,958	0.00		0.00
OTHER FUNDS	\$0	0.00	\$0	0.00	\$0	0.00		0.00

NDI – PACE Rate Increase & FTE

NEW DECISION ITEM

Department: Social Services
Division: MO HealthNet
DI Name: PACE Rate Increase and FTE **DI# 1886011**

Budget Unit: 90512C, 90568C
HB Section: 11.600, 11.716

1. AMOUNT OF REQUEST

	FY 2025 Budget Request			
	GR	Federal	Other	Total
PS	33,610	33,610	0	67,220
EE	7,213	7,213	0	14,426
PSD	148,235	288,649	0	436,884
TRF	0	0	0	0
Total	189,058	329,472	0	518,530
FTE	0.50	0.50	0.00	1.00

	FY 2025 Governor's Recommendation			
	GR	Federal	Other	Total
PS	0	0	0	0
EE	0	0	0	0
PSD	0	0	0	0
TRF	0	0	0	0
Total	0	0	0	0
FTE	0.00	0.00	0.00	0.00

Est. Fringe	20,036	20,036	0	40,072
<i>Note: Fringes budgeted in House Bill 5 except for certain fringes budgeted directly to MoDOT, Highway Patrol, and Conservation.</i>				

Est. Fringe	0	0	0	0
<i>Note: Fringes budgeted in House Bill 5 except for certain fringes budgeted directly to MoDOT, Highway Patrol, and Conservation.</i>				

Other Funds: N/A
 Non-Counts: N/A

Other Funds: N/A
 Non-Counts: N/A

2. THIS REQUEST CAN BE CATEGORIZED AS:

<input type="checkbox"/>	New Legislation	<input type="checkbox"/>	New Program	<input type="checkbox"/>	Fund Switch
<input checked="" type="checkbox"/>	Federal Mandate	<input checked="" type="checkbox"/>	Program Expansion	<input type="checkbox"/>	Cost to Continue
<input type="checkbox"/>	GR Pick-Up	<input type="checkbox"/>	Space Request	<input type="checkbox"/>	Equipment Replacement
<input type="checkbox"/>	Pay Plan	<input checked="" type="checkbox"/>	Other: Rate Increase		

3. WHY IS THIS FUNDING NEEDED? PROVIDE AN EXPLANATION FOR ITEMS CHECKED IN #2. INCLUDE THE FEDERAL OR STATE STATUTORY OR CONSTITUTIONAL AUTHORIZATION FOR THIS PROGRAM.

The Missouri Department of Social Services, MO HealthNet Division (MHD), is the state administering agency for the Program of All-Inclusive Care for the Elderly (PACE) program. The State and Federal authorization for this program is 13 CSR 70-8.010 and 42 CFR, 460. Missouri currently has one operating PACE organization, New Horizons PACE, in the St. Louis area. The second PACE organization, PACE KC, is expected to open in the Kansas City area in December 2023, and a third PACE organization, Jordan Valley Senior Care, is expected to open in the Springfield area in April 2024. All capitation rates are required to not be greater than the Upper Payment Limit (UPL) under Fee-for-Service (FFS). Due to the expansion of the PACE program, a new MHD staff member is requested.

NEW DECISION ITEM

Department: Social Services
Division: MO HealthNet
DI Name: PACE Rate Increase and FTE DI# 1886011

Budget Unit: 90512C, 90568C
HB Section: 11.600, 11.716

4. DESCRIBE THE DETAILED ASSUMPTIONS USED TO DERIVE THE SPECIFIC REQUESTED AMOUNT. (How did you determine that the requested number of FTE were appropriate? From what source or standard did you derive the requested levels of funding? Were alternatives such as outsourcing or automation considered? If based on new legislation, does request tie to TAFP fiscal note? If not, explain why. Detail which portions of the request are one-times and how those amounts were calculated.)

PACE rates are based on the calendar year and new rates begin in January. The number of participants are based on the projected number for the same time period in FY 24. The projected rate increases are based on the average increases in PACE for the last year. These rate estimates include a 5% discount from what the State of Missouri would have otherwise paid for this population. The federal matching rate used is the FY24 FMAP of 66.07% for the program and 50% for the staff and associated E&E.

**Department Request
 PACE Trend for FY 2025**

Program	Region	Member Mix	CY23	Projected CY24	Difference	Projected Participants	Contract Months in FY25 for this rate	Total
PACE	St. Louis	Dual	\$3,431.78	\$3,801.52	\$369.74	54	6	\$118,909
PACE	St. Louis	Non-Dual	\$4,407.84	\$4,603.03	\$195.20	13	6	\$15,694
PACE	Kansas City	Dual	\$3,533.05	\$3,959.81	\$426.76	1	6	\$1,366
PACE	Kansas City	Non-Dual	\$5,325.17	\$5,949.52	\$624.35	0	6	\$499
PACE	Springfield	Dual	\$4,000.00	\$4,000.00	\$0.00	0	6	\$0
PACE	Springfield	Non-Dual	\$5,500.00	\$5,500.00	\$0.00	0	6	\$0
<i>subtotal PACE trend July-December</i>								\$136,468

Program	Region	Member Mix	Projected CY24	Projected CY25	Difference	Projected Participants	Contract Months in FY25 for this rate	Total
PACE	St. Louis	Dual	\$3,801.52	\$4,211.10	\$409.58	82	6	\$202,495
PACE	St. Louis	Non-Dual	\$4,603.03	\$4,806.87	\$203.84	21	6	\$25,195
PACE	Kansas City	Dual	\$3,959.81	\$4,438.13	\$478.31	13	6	\$37,308
PACE	Kansas City	Non-Dual	\$5,949.52	\$6,647.06	\$697.55	3	6	\$13,602
PACE	Springfield	Dual	\$4,000.00	\$4,457.06	\$457.06	6	6	\$17,551
PACE	Springfield	Non-Dual	\$5,500.00	\$5,944.20	\$444.20	2	6	\$4,264
<i>subtotal PACE trend January-June</i>								\$300,416

Total trend \$436,884

NEW DECISION ITEM

Department: Social Services
Division: MO HealthNet
DI Name: PACE Rate Increase and FTE **DI# 1886011**

Budget Unit: 90512C, 90568C
HB Section: 11.600, 11.716

PACE Additional FTE

Number of FTEs	Position Title	Salary	Expense & Equipment
1.00	Special Assistant Professional	67,220	14,426

	Total	GR	Federal	FMAP
Rate Increase	436,884	148,235	288,649	66.07%
FTE Salary	67,220	33,610	33,610	50%
FTE Expense & Equipment	14,426	7,213	7,213	50%
Total	\$ 518,530	\$ 189,058	\$ 329,472	

5. BREAK DOWN THE REQUEST BY BUDGET OBJECT CLASS, JOB CLASS, AND FUND SOURCE. IDENTIFY ONE-TIME COSTS.

Budget Object Class/Job Class	Dept Req GR DOLLARS	Dept Req GR FTE	Dept Req FED DOLLARS	Dept Req FED FTE	Dept Req OTHER DOLLARS	Dept Req OTHER FTE	Dept Req TOTAL DOLLARS	Dept Req TOTAL FTE	Dept Req One-Time DOLLARS
Spec Asst Professional	33,610	0.5	33,610	0.5			67,220	1.0	
Total PS	33,610	0.5	33,610	0.5	0	0.0	67,220	1.0	0
180 - Fuel & Utilities	236		236				472		0
190 - Supplies	508		508				1,016		(20)
320 - Professional Development	290		290				580		0
340 - Comm Serv & Supp	304		304				608		(300)
420 - Housekeep & Janitor Serv	2,248		2,248				4,496		(606)
580 - Office Equipment	1,151		1,151				2,302		(2,301)
680 - Rent	2,476		2,476				4,952		0
Total EE	7,213		7,213		0		14,426		(3,227)
800 - Program Distributions	148,235		288,649				436,884		
Total PSD	148,235		288,649		0		436,884		0
Grand Total	189,058	0.5	329,472	0.5	0	0.0	518,530	1.0	(3,227)

NEW DECISION ITEM

Department: Social Services
Division: MO HealthNet
DI Name: PACE Rate Increase and FTE DI# 1886011

Budget Unit: 90512C, 90568C
HB Section: 11.600, 11.716

6. PERFORMANCE MEASURES (If new decision item has an associated core, separately identify projected performance with & without additional funding.)

6a. Provide an activity measure(s) for the program.

Please see the PACE core section for performance measures.

6c. Provide a measure(s) of the program's impact.

Please see the PACE core section for performance measures.

6b. Provide a measure(s) of the program's quality.

Please see the PACE core section for performance measures.

6d. Provide a measure(s) of the program's efficiency.

Please see the PACE core section for performance measures.

7. STRATEGIES TO ACHIEVE THE PERFORMANCE MEASUREMENT TARGETS:

N/A

DECISION ITEM DETAIL

Budget Unit	FY 2023	FY 2023	FY 2024	FY 2024	FY 2025	FY 2025	*****	*****
Decision Item	ACTUAL	ACTUAL	BUDGET	BUDGET	DEPT REQ	DEPT REQ	SECURED	SECURED
Budget Object Class	DOLLAR	FTE	DOLLAR	FTE	DOLLAR	FTE	COLUMN	COLUMN
PACE								
PACE Rate Increase and 1 FTE - 1886011								
PROGRAM DISTRIBUTIONS	0	0.00	0	0.00	436,884	0.00	0	0.00
TOTAL - PD	0	0.00	0	0.00	436,884	0.00	0	0.00
GRAND TOTAL	\$0	0.00	\$0	0.00	\$436,884	0.00	\$0	0.00
GENERAL REVENUE	\$0	0.00	\$0	0.00	\$148,235	0.00		0.00
FEDERAL FUNDS	\$0	0.00	\$0	0.00	\$288,649	0.00		0.00
OTHER FUNDS	\$0	0.00	\$0	0.00	\$0	0.00		0.00

DECISION ITEM DETAIL

Budget Unit	FY 2023	FY 2023	FY 2024	FY 2024	FY 2025	FY 2025	*****	*****
Decision Item	ACTUAL	ACTUAL	BUDGET	BUDGET	DEPT REQ	DEPT REQ	SECURED	SECURED
Budget Object Class	DOLLAR	FTE	DOLLAR	FTE	DOLLAR	FTE	COLUMN	COLUMN
MO HEALTHNET ADMIN								
PACE Rate Increase and 1 FTE - 1886011								
SPECIAL ASST PROFESSIONAL	0	0.00	0	0.00	67,220	1.00	0	0.00
TOTAL - PS	0	0.00	0	0.00	67,220	1.00	0	0.00
FUEL & UTILITIES	0	0.00	0	0.00	472	0.00	0	0.00
SUPPLIES	0	0.00	0	0.00	1,016	0.00	0	0.00
PROFESSIONAL DEVELOPMENT	0	0.00	0	0.00	580	0.00	0	0.00
COMMUNICATION SERV & SUPP	0	0.00	0	0.00	608	0.00	0	0.00
HOUSEKEEPING & JANITORIAL SERV	0	0.00	0	0.00	4,496	0.00	0	0.00
OFFICE EQUIPMENT	0	0.00	0	0.00	2,302	0.00	0	0.00
BUILDING LEASE PAYMENTS	0	0.00	0	0.00	4,952	0.00	0	0.00
TOTAL - EE	0	0.00	0	0.00	14,426	0.00	0	0.00
GRAND TOTAL	\$0	0.00	\$0	0.00	\$81,646	1.00	\$0	0.00
GENERAL REVENUE	\$0	0.00	\$0	0.00	\$40,823	0.50		0.00
FEDERAL FUNDS	\$0	0.00	\$0	0.00	\$40,823	0.50		0.00
OTHER FUNDS	\$0	0.00	\$0	0.00	\$0	0.00		0.00

NDI – Outpatient Fee Schedule Trend

NEW DECISION ITEM

Department: Social Services
Division: MO HealthNet
DI Name: Outpatient Fee Schedule Trend DI# 1886019

Budget Unit: 90552C, 90553C
HB Section: 11.770, 11.800

1. AMOUNT OF REQUEST

	FY 2025 Budget Request			
	GR	Federal	Other	Total
PS	0	0	0	0
EE	0	0	0	0
PSD	3,575,863	6,963,079	6,645,049	17,183,991
TRF	0	0	0	0
Total	3,575,863	6,963,079	6,645,049	17,183,991
FTE	0.00	0.00	0.00	0.00

	FY 2025 Governor's Recommendation			
	GR	Federal	Other	Total
PS	0	0	0	0
EE	0	0	0	0
PSD	0	0	0	0
TRF	0	0	0	0
Total	0	0	0	0
FTE	0.00	0.00	0.00	0.00

Est. Fringe	0	0	0	0
<i>Note: Fringes budgeted in House Bill 5 except for certain fringes budgeted directly to MoDOT, Highway Patrol, and Conservation.</i>				

Est. Fringe	0	0	0	0
<i>Note: Fringes budgeted in House Bill 5 except for certain fringes budgeted directly to MoDOT, Highway Patrol, and Conservation.</i>				

Other Funds: Federal Reimbursement Allowance Fund (0142)
 Non-Counts: N/A

Other Funds: N/A
 Non-Counts: N/A

2. THIS REQUEST CAN BE CATEGORIZED AS:

<input type="checkbox"/> New Legislation	<input type="checkbox"/> New Program	<input type="checkbox"/> Fund Switch
<input type="checkbox"/> Federal Mandate	<input type="checkbox"/> Program Expansion	<input type="checkbox"/> Cost to Continue
<input type="checkbox"/> GR Pick-Up	<input type="checkbox"/> Space Request	<input type="checkbox"/> Equipment Replacement
<input type="checkbox"/> Pay Plan	<input checked="" type="checkbox"/> Other: <u>Rate Increase</u>	

3. WHY IS THIS FUNDING NEEDED? PROVIDE AN EXPLANATION FOR ITEMS CHECKED IN #2. INCLUDE THE FEDERAL OR STATE STATUTORY OR CONSTITUTIONAL AUTHORIZATION FOR THIS PROGRAM.

The MO HealthNet Division (MHD) outpatient regulation (13 CSR 70-15.160) explains that outpatient hospital services shall be reimbursed on a predetermined Fee-for-Service basis using an Outpatient Simplified Fee Schedule (OSFS) based on the Ambulatory Payment Classifications (APC) groups and fees under the Medicare Hospital Outpatient Prospective Payment System (OPPS). The Centers for Medicare & Medicaid Services (CMS) increased the Medicare OPPS payment rates by 3.8% for CY 2023.

NEW DECISION ITEM

Department: Social Services
Division: MO HealthNet
DI Name: Outpatient Fee Schedule Trend DI# 1886019

Budget Unit: 90552C, 90553C
HB Section: 11.770, 11.800

4. DESCRIBE THE DETAILED ASSUMPTIONS USED TO DERIVE THE SPECIFIC REQUESTED AMOUNT. (How did you determine that the requested number of FTE were appropriate? From what source or standard did you derive the requested levels of funding? Were alternatives such as outsourcing or automation considered? If based on new legislation, does request tie to TAFP fiscal note? If not, explain why. Detail which portions of the request are one-times and how those amounts were calculated.)

The new OSFS cost is based upon claims paid through SFY23.

Outpatient Fee Schedule Fiscal Impact

SFY23 Claims	SFY23 Paid	Estimated SFY25 Paid	Difference
886,734	\$431,562,064	\$448,746,055	\$17,183,991

Total	GR	Federal	Other	FMAP
\$17,183,991	\$3,575,863	\$6,963,079	\$6,645,049	66.07%

5. BREAK DOWN THE REQUEST BY BUDGET OBJECT CLASS, JOB CLASS, AND FUND SOURCE. IDENTIFY ONE-TIME COSTS.

Budget Object Class/Job Class	Dept Req GR DOLLARS	Dept Req GR FTE	Dept Req FED DOLLARS	Dept Req FED FTE	Dept Req OTHER DOLLARS	Dept Req OTHER FTE	Dept Req TOTAL DOLLARS	Dept Req TOTAL FTE	Dept Req One-Time DOLLARS
800 - Program Distributions	3,575,863		6,963,079		6,645,049		17,183,991		
Total PSD	3,575,863		6,963,079		6,645,049		17,183,991		0
Grand Total	3,575,863	0.0	6,963,079	0.0	6,645,049	0.0	17,183,991	0.0	0

NEW DECISION ITEM

Department: Social Services
Division: MO HealthNet
DI Name: Outpatient Fee Schedule Trend DI# 1886019

Budget Unit: 90552C, 90553C
HB Section: 11.770, 11.800

6. PERFORMANCE MEASURES (If new decision item has an associated core, separately identify projected performance with & without additional funding.)

6a. Provide an activity measure(s) for the program.

Please see the Hosptial core section for performance measures.

6c. Provide a measure(s) of the program's impact.

Please see the Hosptial core section for performance measures.

6b. Provide a measure(s) of the program's quality.

Please see the Hosptial core section for performance measures.

6d. Provide a measure(s) of the program's efficiency.

Please see the Hosptial core section for performance measures.

7. STRATEGIES TO ACHIEVE THE PERFORMANCE MEASUREMENT TARGETS:

N/A

DECISION ITEM DETAIL

Budget Unit	FY 2023	FY 2023	FY 2024	FY 2024	FY 2025	FY 2025	*****	*****
Decision Item	ACTUAL	ACTUAL	BUDGET	BUDGET	DEPT REQ	DEPT REQ	SECURED	SECURED
Budget Object Class	DOLLAR	FTE	DOLLAR	FTE	DOLLAR	FTE	COLUMN	COLUMN
HOSPITAL CARE								
OPFS Trend - 1886019								
PROGRAM DISTRIBUTIONS	0	0.00	0	0.00	10,538,942	0.00	0	0.00
TOTAL - PD	0	0.00	0	0.00	10,538,942	0.00	0	0.00
GRAND TOTAL	\$0	0.00	\$0	0.00	\$10,538,942	0.00	\$0	0.00
GENERAL REVENUE	\$0	0.00	\$0	0.00	\$3,575,863	0.00		0.00
FEDERAL FUNDS	\$0	0.00	\$0	0.00	\$6,963,079	0.00		0.00
OTHER FUNDS	\$0	0.00	\$0	0.00	\$0	0.00		0.00

DECISION ITEM DETAIL

Budget Unit	FY 2023	FY 2023	FY 2024	FY 2024	FY 2025	FY 2025	*****	*****
Decision Item	ACTUAL	ACTUAL	BUDGET	BUDGET	DEPT REQ	DEPT REQ	SECURED	SECURED
Budget Object Class	DOLLAR	FTE	DOLLAR	FTE	DOLLAR	FTE	COLUMN	COLUMN
FED REIMB ALLOWANCE								
OPFS Trend - 1886019								
PROGRAM DISTRIBUTIONS	0	0.00	0	0.00	6,645,049	0.00	0	0.00
TOTAL - PD	0	0.00	0	0.00	6,645,049	0.00	0	0.00
GRAND TOTAL	\$0	0.00	\$0	0.00	\$6,645,049	0.00	\$0	0.00
GENERAL REVENUE	\$0	0.00	\$0	0.00	\$0	0.00		0.00
FEDERAL FUNDS	\$0	0.00	\$0	0.00	\$0	0.00		0.00
OTHER FUNDS	\$0	0.00	\$0	0.00	\$6,645,049	0.00		0.00

Core - MO HealthNet Administration

CORE DECISION ITEM

Department: Social Services
Division: MO HealthNet
Core: MO HealthNet Administration

Budget Unit: 90512C
HB Section: 11.600

1. CORE FINANCIAL SUMMARY

	FY 2025 Budget Request			
	GR	Federal	Other	Total
PS	4,353,467	8,833,321	2,338,459	15,525,247
EE	9,339,802	17,560,468	1,385,162	28,285,432
PSD	0	0	0	0
TRF	0	0	0	0
Total	13,693,269	26,393,789	3,723,621	43,810,679
FTE	69.90	138.19	45.61	253.70

	FY 2025 Governor's Recommendation			
	GR	Federal	Other	Total
PS	0	0	0	0
EE	0	0	0	0
PSD	0	0	0	0
TRF	0	0	0	0
Total	0	0	0	0
FTE	0.00	0.00	0.00	0.00

Est. Fringe	2,672,365	5,367,654	1,556,560	9,596,580
--------------------	-----------	-----------	-----------	-----------

Note: Fringes budgeted in House Bill 5 except for certain fringes budgeted directly to MoDOT, Highway Patrol, and Conservation.

Est. Fringe	0	0	0	0
--------------------	---	---	---	---

Note: Fringes budgeted in House Bill 5 except for certain fringes budgeted directly to MoDOT, Highway Patrol, and Conservation.

Other Funds:
 Pharmacy Reimbursement Allowance Fund (0144) - \$33,060
 Health Initiatives Fund (HIF) (0275) - \$580,580
 Nursing Facility Quality of Care Fund (NFQC) (0271) - \$116,875
 Third Party Liability Collections Fund (TPL) (0120) - \$989,176
 MO Rx Plan Fund (0779) - \$438,742
 Federal Reimbursement Allowance Fund (FRA) (0142) - \$357,910
 Ambulance Service Reimbursement Allowance Fund (0958) - \$151,156
 Ground Emergency Medical Transportation Fund (GEMT) (0422) - \$480,214
 Pharmacy Rebates Fund (0114) - \$572,908
 Life Sciences Research Fund (0763) - \$3,000

Other Funds:

2. CORE DESCRIPTION

The MO HealthNet Administration appropriation provides funding for the salaries and associated expense and equipment for the Central Office management and support staff. Funding from this appropriation is also used to support ongoing expense and equipment costs. MO HealthNet Division staff assist participants and providers.

3. PROGRAM LISTING (list programs included in this core funding)

MO HealthNet Administration

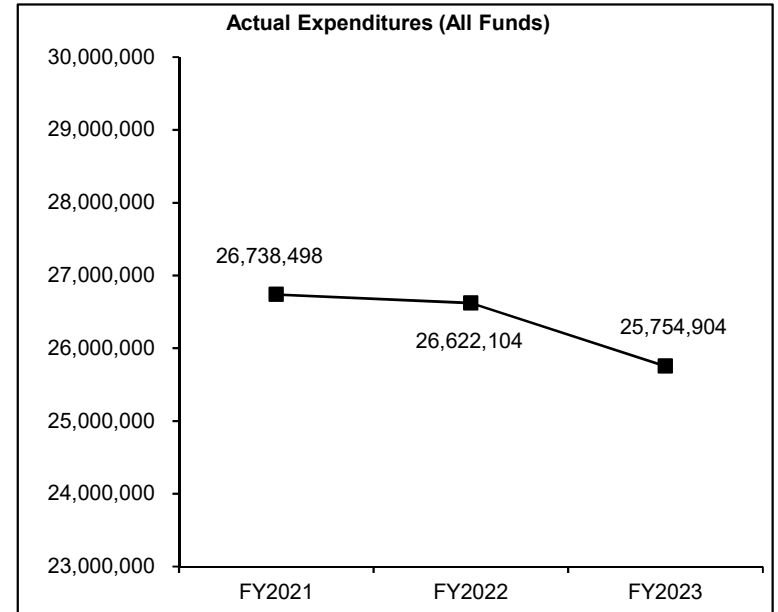
CORE DECISION ITEM

Department: Social Services
Division: MO HealthNet
Core: MO HealthNet Administration

Budget Unit: 90512C
HB Section: 11.600

4. FINANCIAL HISTORY

	FY2021 Actual	FY2022 Actual	FY2023 Actual	FY2024 Current Year
Appropriation (All Funds)	37,797,562	38,384,391	40,572,508	42,108,847
Less Reverted (All Funds)	(375,709)	(377,438)	(386,534)	(402,689)
Less Restricted (All Funds)	0	0	0	0
Budget Authority (All Funds)	37,421,853	38,006,953	40,185,974	41,706,158
Actual Expenditures (All Funds)	26,738,498	26,622,104	25,754,904	N/A
Unexpended (All Funds)	10,683,355	11,384,849	14,431,070	N/A
Unexpended, by Fund:				
General Revenue	2,102,775	2,560,186	3,675,934	N/A
Federal	7,311,330	7,437,431	9,585,352	N/A
Other	1,269,250	1,387,232	1,169,784	N/A
	(1)	(2)	(3)	(4)



*Current Year restricted amount is as of 9/01/2023.

Reverted includes statutory reserve amounts (when applicable).

Restricted includes Governor's expenditure restrictions which remained at the end of the fiscal year.

NOTES:

(1) FY21 - Funding for FY20 Pay Plan CTC and Market Adjustment Pay Plan totaling \$258,542. MOM Grant appropriation was established (\$750,000).

(2) FY22 - Pay Plans funded (\$899,149). MOM Grant (\$750,000 Fed) and Pharmacy Rebates Fund (\$55,553 Other) were held in agency reserve. \$60,000 Ambulance Service FRA (0958 fund transferred in to cover program expenditures.)

(3) FY23 - New Decision Items Pay Plan (\$236,383 GR; \$420,915 Fed; \$125,951 Other), MHD Cost to Continue (\$3,468,984 Fed), and Mileage Reimbursement Increase (\$913 Fed) were funded.

(4) FY24 - New Decision Items Pay Plan (\$348,438 GR; \$706,994 Fed; \$187,163 Other), Mileage Reimbursement Increase (\$301 GR; \$301 Fed), MMIS FTE Re-Procurement (\$146,571 GR; \$146,571 Fed) were funded.

CORE RECONCILIATION DETAIL

**DEPARTMENT OF SOCIAL SERVICES
MO HEALTHNET ADMIN**

5. CORE RECONCILIATION DETAIL

				Budget Class	FTE	GR	Federal	Other	Total	Explanation	
TAFP AFTER VETOES											
				PS	247.70	4,095,097	8,574,951	2,338,459	15,008,507		
				EE	0.00	8,747,256	16,967,922	1,385,162	27,100,340		
				Total	247.70	12,842,353	25,542,873	3,723,621	42,108,847		
DEPARTMENT CORE ADJUSTMENTS											
Core Reallocation	444	6377	EE	0.00	592,546		0	0	592,546	Core reallocation from Transformation due to ongoing costs.	
Core Reallocation	444	0215	EE	0.00	0	592,546		0	592,546	Core reallocation from Transformation due to ongoing costs.	
Core Reallocation	452	2382	PS	0.00	0	0	0	0	(0)	Core reallocation to align with actual expenditures.	
Core Reallocation	452	6378	PS	0.00	0	0	0	0	(0)	Core reallocation to align with actual expenditures.	
Core Reallocation	452	1099	PS	0.00	0	0	0	0	(0)	Core reallocation to align with actual expenditures.	
Core Reallocation	478	1670	PS	0.00	0	0	0	0	0	Core reallocation to align with actual expenditures.	
Core Reallocation	478	1387	PS	0.00	0	0	0	0	(0)	Core reallocation to align with actual expenditures.	
Core Reallocation	506	2849	PS	0.00	0	0	0	0	(0)	Core reallocation to align with actual expenditures.	
Core Reallocation	511	6376	PS	0.00	0	0	0	0	(0)	Core reallocation to align with actual expenditures.	
Core Reallocation	522	6889	PS	0.00	0	0	0	0	0	Core reallocations to align with actual expenditures.	

CORE RECONCILIATION DETAIL

**DEPARTMENT OF SOCIAL SERVICES
MO HEALTHNET ADMIN**

5. CORE RECONCILIATION DETAIL

			Budget Class	FTE	GR	Federal	Other	Total	Explanation
DEPARTMENT CORE ADJUSTMENTS									
Core Reallocation	522	3100	PS	0.00	0	0	0	(0)	Core reallocations to align with actual expenditures.
Core Reallocation	522	1753	PS	0.00	0	0	0	0	Core reallocations to align with actual expenditures.
Core Reallocation	522	1643	PS	0.00	0	0	0	(0)	Core reallocations to align with actual expenditures.
Core Reallocation	617	6378	PS	3.00	0	258,370	0	258,370	Core reallocation from Transformation due to on-going costs.
Core Reallocation	617	6376	PS	3.00	258,370	0	0	258,370	Core reallocation from Transformation due to on-going costs.
Core Reallocation	620	6378	PS	0.00	0	0	0	0	Core reallocation to align with actual expenditures.
Core Reallocation	620	6376	PS	0.00	0	0	0	(0)	Core reallocation to align with actual expenditures.
NET DEPARTMENT CHANGES				6.00	850,916	850,916	0	1,701,832	
DEPARTMENT CORE REQUEST									
			PS	253.70	4,353,467	8,833,321	2,338,459	15,525,247	
			EE	0.00	9,339,802	17,560,468	1,385,162	28,285,432	
			Total	253.70	13,693,269	26,393,789	3,723,621	43,810,679	
GOVERNOR'S RECOMMENDED CORE									
			PS	253.70	4,353,467	8,833,321	2,338,459	15,525,247	
			EE	0.00	9,339,802	17,560,468	1,385,162	28,285,432	
			Total	253.70	13,693,269	26,393,789	3,723,621	43,810,679	

DECISION ITEM SUMMARY

Budget Unit									
Decision Item	FY 2023	FY 2023	FY 2024	FY 2024	FY 2025	FY 2025	*****	*****	
Budget Object Summary	ACTUAL	ACTUAL	BUDGET	BUDGET	DEPT REQ	DEPT REQ	SECURED	SECURED	
Fund	DOLLAR	FTE	DOLLAR	FTE	DOLLAR	FTE	COLUMN	COLUMN	
MO HEALTHNET ADMIN									
CORE									
PERSONAL SERVICES									
GENERAL REVENUE	3,411,819	59.71	4,095,097	66.90	4,353,467	69.90	0	0.00	
DEPT OF SOC SERV FEDERAL & OTH	6,766,368	114.09	8,135,886	126.44	8,394,256	129.44	0	0.00	
FMAP ENHANCEMENT - EXPANSION	387,976	7.47	439,065	8.75	439,065	8.75	0	0.00	
PHARMACY REBATES	442,770	7.57	517,355	9.04	517,355	9.04	0	0.00	
THIRD PARTY LIABILITY COLLECT	316,523	5.57	501,135	12.30	501,135	12.30	0	0.00	
FEDERAL REIMBURSEMENT ALLOWANCE	92,772	1.62	125,202	2.01	125,202	2.01	0	0.00	
PHARMACY REIMBURSEMENT ALLOWAN	20,893	0.31	32,704	0.50	32,704	0.50	0	0.00	
NURSING FAC QUALITY OF CARE	94,084	1.66	106,594	2.45	106,594	2.45	0	0.00	
HEALTH INITIATIVES	403,533	7.02	539,195	9.85	539,195	9.85	0	0.00	
GROUND EMERGENCY MED TRANSPORT	25,253	0.39	54,842	1.00	54,842	1.00	0	0.00	
MISSOURI RX PLAN FUND	348,044	5.73	438,742	7.96	438,742	7.96	0	0.00	
AMBULANCE SERVICE REIMB ALLOW	11,083	0.18	22,690	0.50	22,690	0.50	0	0.00	
TOTAL - PS	12,321,118	211.32	15,008,507	247.70	15,525,247	253.70	0	0.00	
EXPENSE & EQUIPMENT									
GENERAL REVENUE	4,828,065	0.00	8,747,256	0.00	9,339,802	0.00	0	0.00	
DEPT OF SOC SERV FEDERAL & OTH	7,943,197	0.00	15,681,834	0.00	16,274,380	0.00	0	0.00	
FMAP ENHANCEMENT - EXPANSION	6,114	0.00	1,286,088	0.00	1,286,088	0.00	0	0.00	
PHARMACY REBATES	0	0.00	55,553	0.00	55,553	0.00	0	0.00	
THIRD PARTY LIABILITY COLLECT	87,495	0.00	488,041	0.00	488,041	0.00	0	0.00	
FEDERAL REIMBURSEMENT ALLOWANCE	224,310	0.00	232,708	0.00	232,708	0.00	0	0.00	
PHARMACY REIMBURSEMENT ALLOWAN	0	0.00	356	0.00	356	0.00	0	0.00	
NURSING FAC QUALITY OF CARE	10,281	0.00	10,281	0.00	10,281	0.00	0	0.00	
HEALTH INITIATIVES	0	0.00	41,385	0.00	41,385	0.00	0	0.00	
GROUND EMERGENCY MED TRANSPORT	146,610	0.00	425,372	0.00	425,372	0.00	0	0.00	
LIFE SCIENCES RESEARCH TRUST	1,900	0.00	3,000	0.00	3,000	0.00	0	0.00	
AMBULANCE SERVICE REIMB ALLOW	125,000	0.00	128,466	0.00	128,466	0.00	0	0.00	
TOTAL - EE	13,372,972	0.00	27,100,340	0.00	28,285,432	0.00	0	0.00	
PROGRAM-SPECIFIC									
GENERAL REVENUE	60,814	0.00	0	0.00	0	0.00	0	0.00	
TOTAL - PD	60,814	0.00	0	0.00	0	0.00	0	0.00	
TOTAL	25,754,904	211.32	42,108,847	247.70	43,810,679	253.70	0	0.00	

9/15/23 8:29

im_disummary

DECISION ITEM SUMMARY

Budget Unit									
Decision Item	FY 2023	FY 2023	FY 2024	FY 2024	FY 2025	FY 2025	*****	*****	
Budget Object Summary	ACTUAL	ACTUAL	BUDGET	BUDGET	DEPT REQ	DEPT REQ	SECURED	SECURED	
Fund	DOLLAR	FTE	DOLLAR	FTE	DOLLAR	FTE	COLUMN	COLUMN	
MO HEALTHNET ADMIN									
PACE Rate Increase and 1 FTE - 1886011									
PERSONAL SERVICES									
GENERAL REVENUE	0	0.00	0	0.00	33,610	0.50	0	0.00	
DEPT OF SOC SERV FEDERAL & OTH	0	0.00	0	0.00	33,610	0.50	0	0.00	
TOTAL - PS	0	0.00	0	0.00	67,220	1.00	0	0.00	
EXPENSE & EQUIPMENT									
GENERAL REVENUE	0	0.00	0	0.00	7,213	0.00	0	0.00	
DEPT OF SOC SERV FEDERAL & OTH	0	0.00	0	0.00	7,213	0.00	0	0.00	
TOTAL - EE	0	0.00	0	0.00	14,426	0.00	0	0.00	
TOTAL	0	0.00	0	0.00	81,646	1.00	0	0.00	
Diagnosis Related Groups (DRGs - 1886021									
EXPENSE & EQUIPMENT									
GENERAL REVENUE	0	0.00	0	0.00	500,000	0.00	0	0.00	
DEPT OF SOC SERV FEDERAL & OTH	0	0.00	0	0.00	500,000	0.00	0	0.00	
TOTAL - EE	0	0.00	0	0.00	1,000,000	0.00	0	0.00	
TOTAL	0	0.00	0	0.00	1,000,000	0.00	0	0.00	
MMIS Contractual FTE - 1886033									
PERSONAL SERVICES									
GENERAL REVENUE	0	0.00	0	0.00	70,200	1.00	0	0.00	
DEPT OF SOC SERV FEDERAL & OTH	0	0.00	0	0.00	210,602	3.00	0	0.00	
TOTAL - PS	0	0.00	0	0.00	280,802	4.00	0	0.00	
EXPENSE & EQUIPMENT									
GENERAL REVENUE	0	0.00	0	0.00	14,422	0.00	0	0.00	
DEPT OF SOC SERV FEDERAL & OTH	0	0.00	0	0.00	43,266	0.00	0	0.00	
TOTAL - EE	0	0.00	0	0.00	57,688	0.00	0	0.00	
TOTAL	0	0.00	0	0.00	338,490	4.00	0	0.00	
Compliance Tool - 1886037									
PERSONAL SERVICES									
GENERAL REVENUE	0	0.00	0	0.00	29,258	0.50	0	0.00	

9/15/23 8:29

im_disummary

DECISION ITEM SUMMARY

Budget Unit								
Decision Item	FY 2023	FY 2023	FY 2024	FY 2024	FY 2025	FY 2025	*****	*****
Budget Object Summary	ACTUAL	ACTUAL	BUDGET	BUDGET	DEPT REQ	DEPT REQ	SECURED	SECURED
Fund	DOLLAR	FTE	DOLLAR	FTE	DOLLAR	FTE	COLUMN	COLUMN
MO HEALTHNET ADMIN								
Compliance Tool - 1886037								
PERSONAL SERVICES								
DEPT OF SOC SERV FEDERAL & OTH	0	0.00	0	0.00	29,257	0.50	0	0.00
TOTAL - PS	0	0.00	0	0.00	58,515	1.00	0	0.00
EXPENSE & EQUIPMENT								
GENERAL REVENUE	0	0.00	0	0.00	7,213	0.00	0	0.00
DEPT OF SOC SERV FEDERAL & OTH	0	0.00	0	0.00	7,213	0.00	0	0.00
TOTAL - EE	0	0.00	0	0.00	14,426	0.00	0	0.00
TOTAL	0	0.00	0	0.00	72,941	1.00	0	0.00
GRAND TOTAL	\$25,754,904	211.32	\$42,108,847	247.70	\$45,303,756	259.70	\$0	0.00

DECISION ITEM DETAIL

Budget Unit	FY 2023	FY 2023	FY 2024	FY 2024	FY 2025	FY 2025	*****	*****
Decision Item	ACTUAL	ACTUAL	BUDGET	BUDGET	DEPT REQ	DEPT REQ	SECURED	SECURED
Budget Object Class	DOLLAR	FTE	DOLLAR	FTE	DOLLAR	FTE	COLUMN	COLUMN
MO HEALTHNET ADMIN								
CORE								
DEPUTY STATE DEPT DIRECTOR	3,274	0.02	1,774	0.00	1,774	0.00	0	0.00
DESIGNATED PRINCIPAL ASST DEPT	1,577	0.01	25,296	0.15	25,296	0.15	0	0.00
DIVISION DIRECTOR	248,003	0.96	276,480	1.00	276,480	1.00	0	0.00
DEPUTY DIVISION DIRECTOR	114,086	0.96	122,877	1.00	126,000	1.00	0	0.00
DESIGNATED PRINCIPAL ASST DIV	299,618	2.80	355,377	3.00	355,377	3.00	0	0.00
LEGAL COUNSEL	189,763	2.34	184,169	2.16	184,169	2.16	0	0.00
MISCELLANEOUS TECHNICAL	481	0.02	0	0.00	0	0.00	0	0.00
MISCELLANEOUS PROFESSIONAL	44,519	0.67	23,506	3.19	23,506	3.19	0	0.00
SPECIAL ASST OFFICIAL & ADMSTR	0	0.00	838	0.00	838	0.00	0	0.00
SPECIAL ASST PROFESSIONAL	2,187,189	25.12	2,294,062	23.40	3,272,629	32.40	0	0.00
SPECIAL ASST OFFICE & CLERICAL	152,206	3.07	158,079	1.27	158,079	1.27	0	0.00
ADMIN SUPPORT ASSISTANT	62,496	1.87	414,767	11.00	233,134	8.00	0	0.00
LEAD ADMIN SUPPORT ASSISTANT	405,897	11.33	526,866	13.00	526,866	13.00	0	0.00
ADMIN SUPPORT PROFESSIONAL	38,328	0.96	116,131	3.00	116,131	3.00	0	0.00
ADMINISTRATIVE MANAGER	79,334	0.96	0	0.00	87,584	1.00	0	0.00
BUSINESS PROJECT MANAGER	62,125	0.98	0	0.00	0	0.00	0	0.00
PROGRAM SPECIALIST	1,291,522	25.20	1,085,498	20.00	1,085,498	20.00	0	0.00
SENIOR PROGRAM SPECIALIST	349,185	6.18	0	0.00	360,115	6.06	0	0.00
PROGRAM COORDINATOR	660,789	9.54	2,702,883	36.00	1,261,106	19.94	0	0.00
PROGRAM MANAGER	572,587	6.73	0	0.00	532,251	6.00	0	0.00
RESEARCH/DATA ASSISTANT	0	0.00	44,432	1.00	44,432	1.00	0	0.00
RESEARCH/DATA ANALYST	414,399	7.55	706,117	12.00	529,361	9.45	0	0.00
PUBLIC RELATIONS SPECIALIST	11,752	0.26	57,327	1.00	57,327	1.00	0	0.00
PUBLIC RELATIONS COORDINATOR	4,969	0.07	0	0.00	0	0.00	0	0.00
REGISTERED NURSE	0	0.00	124,520	2.00	124,520	2.00	0	0.00
REGISTERED NURSE SPEC/SPV	434,406	6.66	494,966	7.00	494,966	7.00	0	0.00
CHIEF PHARMACIST	0	0.00	72,397	0.50	72,397	0.50	0	0.00
PHYSICIAN	134,888	0.95	222,772	1.50	222,772	1.50	0	0.00
AGENCY BUDGET SENIOR ANALYST	276,627	4.13	170,571	3.00	172,640	3.08	0	0.00
ACCOUNTS ASSISTANT	76,369	2.14	102,354	3.00	102,354	3.00	0	0.00
SENIOR ACCOUNTS ASSISTANT	28,380	0.76	125,019	3.00	125,019	3.00	0	0.00
ACCOUNTANT	91,036	2.09	5	0.00	90,661	2.00	0	0.00

DECISION ITEM DETAIL

Budget Unit	FY 2023	FY 2023	FY 2024	FY 2024	FY 2025	FY 2025	*****	*****
Decision Item	ACTUAL	ACTUAL	BUDGET	BUDGET	DEPT REQ	DEPT REQ	SECURED	SECURED
Budget Object Class	DOLLAR	FTE	DOLLAR	FTE	DOLLAR	FTE	COLUMN	COLUMN
MO HEALTHNET ADMIN								
CORE								
INTERMEDIATE ACCOUNTANT	0	0.00	53,166	1.03	0	0.00	0	0.00
SENIOR ACCOUNTANT	38,303	0.64	0	0.00	51,097	0.95	0	0.00
ACCOUNTANT SUPERVISOR	52,475	0.62	0	0.00	87,854	1.00	0	0.00
AUDITOR	79,625	1.57	410,193	8.00	168,914	4.15	0	0.00
LEAD AUDITOR	214,858	3.85	282,126	5.00	282,126	5.00	0	0.00
AUDITOR SUPERVISOR	229,606	3.58	0	0.00	176,756	2.55	0	0.00
AUDITOR MANAGER	158,667	1.91	0	0.00	175,078	2.00	0	0.00
PROCUREMENT SPECIALIST	15,942	0.30	16,900	0.25	16,900	0.25	0	0.00
PROCUREMENT SUPERVISOR	18,706	0.30	20,976	0.25	20,976	0.25	0	0.00
HUMAN RESOURCES GENERALIST	47,778	0.96	47,692	1.00	47,692	1.00	0	0.00
HUMAN RESOURCES SPECIALIST	44,209	0.75	57,173	1.00	57,173	1.00	0	0.00
HUMAN RESOURCES MANAGER	13,694	0.21	0	0.00	0	0.00	0	0.00
BENEFIT PROGRAM TECHNICIAN	55,699	1.57	0	0.00	72,647	1.92	0	0.00
BENEFIT PROGRAM SPECIALIST	1,143,974	29.15	1,193,572	27.50	1,193,572	27.50	0	0.00
BENEFIT PROGRAM SR SPECIALIST	1,686,843	36.71	2,139,816	45.50	2,139,816	45.50	0	0.00
BENEFIT PROGRAM SUPERVISOR	283,978	4.85	377,810	6.00	371,364	5.93	0	0.00
ASSOC APPLICATIONS DEVELOPER	664	0.02	0	0.00	0	0.00	0	0.00
APPLICATIONS DEVELOPER	182	0.00	0	0.00	0	0.00	0	0.00
SENIOR APPLICATIONS DEVELOPER	36	0.00	0	0.00	0	0.00	0	0.00
QUALITY CONTROL TECHNICIAN	74	0.00	0	0.00	0	0.00	0	0.00
TOTAL - PS	12,321,118	211.32	15,008,507	247.70	15,525,247	253.70	0	0.00
TRAVEL, IN-STATE	15,295	0.00	25,718	0.00	39,718	0.00	0	0.00
TRAVEL, OUT-OF-STATE	24,243	0.00	41,045	0.00	49,045	0.00	0	0.00
FUEL & UTILITIES	0	0.00	11,661	0.00	3,461	0.00	0	0.00
SUPPLIES	430,988	0.00	697,960	0.00	701,128	0.00	0	0.00
PROFESSIONAL DEVELOPMENT	72,868	0.00	63,528	0.00	65,570	0.00	0	0.00
COMMUNICATION SERV & SUPP	114,589	0.00	125,967	0.00	126,945	0.00	0	0.00
PROFESSIONAL SERVICES	12,341,397	0.00	23,945,738	0.00	25,106,838	0.00	0	0.00
HOUSEKEEPING & JANITORIAL SERV	0	0.00	12,629	0.00	12,629	0.00	0	0.00
M&R SERVICES	59,693	0.00	4,415	0.00	4,415	0.00	0	0.00
OFFICE EQUIPMENT	14,072	0.00	25,622	0.00	25,622	0.00	0	0.00
OTHER EQUIPMENT	19,041	0.00	15,102	0.00	19,102	0.00	0	0.00

DECISION ITEM DETAIL

Budget Unit	FY 2023	FY 2023	FY 2024	FY 2024	FY 2025	FY 2025	*****	*****
Decision Item	ACTUAL	ACTUAL	BUDGET	BUDGET	DEPT REQ	DEPT REQ	SECURED	SECURED
Budget Object Class	DOLLAR	FTE	DOLLAR	FTE	DOLLAR	FTE	COLUMN	COLUMN
MO HEALTHNET ADMIN								
CORE								
PROPERTY & IMPROVEMENTS	0	0.00	16,009	0.00	16,009	0.00	0	0.00
BUILDING LEASE PAYMENTS	3,326	0.00	103,335	0.00	103,335	0.00	0	0.00
EQUIPMENT RENTALS & LEASES	495	0.00	63	0.00	65	0.00	0	0.00
MISCELLANEOUS EXPENSES	276,965	0.00	2,011,548	0.00	2,011,550	0.00	0	0.00
TOTAL - EE	13,372,972	0.00	27,100,340	0.00	28,285,432	0.00	0	0.00
PROGRAM DISTRIBUTIONS	60,814	0.00	0	0.00	0	0.00	0	0.00
TOTAL - PD	60,814	0.00	0	0.00	0	0.00	0	0.00
GRAND TOTAL	\$25,754,904	211.32	\$42,108,847	247.70	\$43,810,679	253.70	\$0	0.00
GENERAL REVENUE	\$8,300,698	59.71	\$12,842,353	66.90	\$13,693,269	69.90		0.00
FEDERAL FUNDS	\$15,103,655	121.56	\$25,542,873	135.19	\$26,393,789	138.19		0.00
OTHER FUNDS	\$2,350,551	30.05	\$3,723,621	45.61	\$3,723,621	45.61		0.00

PROGRAM DESCRIPTION

Department: Social Services

HB Section(s): 11.600

Program Name: Administration

Program is found in the following core budget(s): MO HealthNet Administration

1a. What strategic priority does this program address?

Ensure access to coverage

1b. What does this program do?

To efficiently operate the \$18.3 billion MO HealthNet program (also known as Missouri Medicaid) across four state departments, the MO HealthNet Division effectively utilizes its appropriated staff. The MO HealthNet Division staff account for less than 0.47% of total state employees while the MO HealthNet program comprised 28% of the total SFY 2023 state operating budget of \$51.8 billion. The administrative portion of the budget (Personal Services and Expense and Equipment) comprised less than 1.07% of the division's total budget. The MO HealthNet Division staff assist participants as well as providers.

Program Goals

The MO HealthNet Division seeks to aid participants and providers in their efforts to access MO HealthNet programs by utilizing administrative staffing, expense and equipment, and contractor resources efficiently and effectively.

Program Objectives

- To purchase and monitor health care services for low income and vulnerable citizens of the State of Missouri;
- To assure quality health care through development of service delivery systems, standards setting and enforcement, and education of providers and participants;
- To be fiscally accountable for maximum and appropriate utilization of resources.

Additional Details

Administrative expenditures for the division consist of personal services and expense and equipment. These expenditures are driven by the operational demands of supporting the MO HealthNet program. The division operates both a fee-for-service program and a managed care program.

Approximately 94.98% of the division's expense and equipment expenditures are comprised of payments to contractors for professional services including, but not limited to, actuarial services; contracts with health care professionals to conduct utilization claim reviews to determine medical necessity of services; and services of an external quality reviewer as required by federal law. Approximately 5.02% of administrative expense and equipment expenditures support MO HealthNet staff for such routine operational expenses as supplies, postage, and office equipment.

PROGRAM DESCRIPTION

Department: Social Services

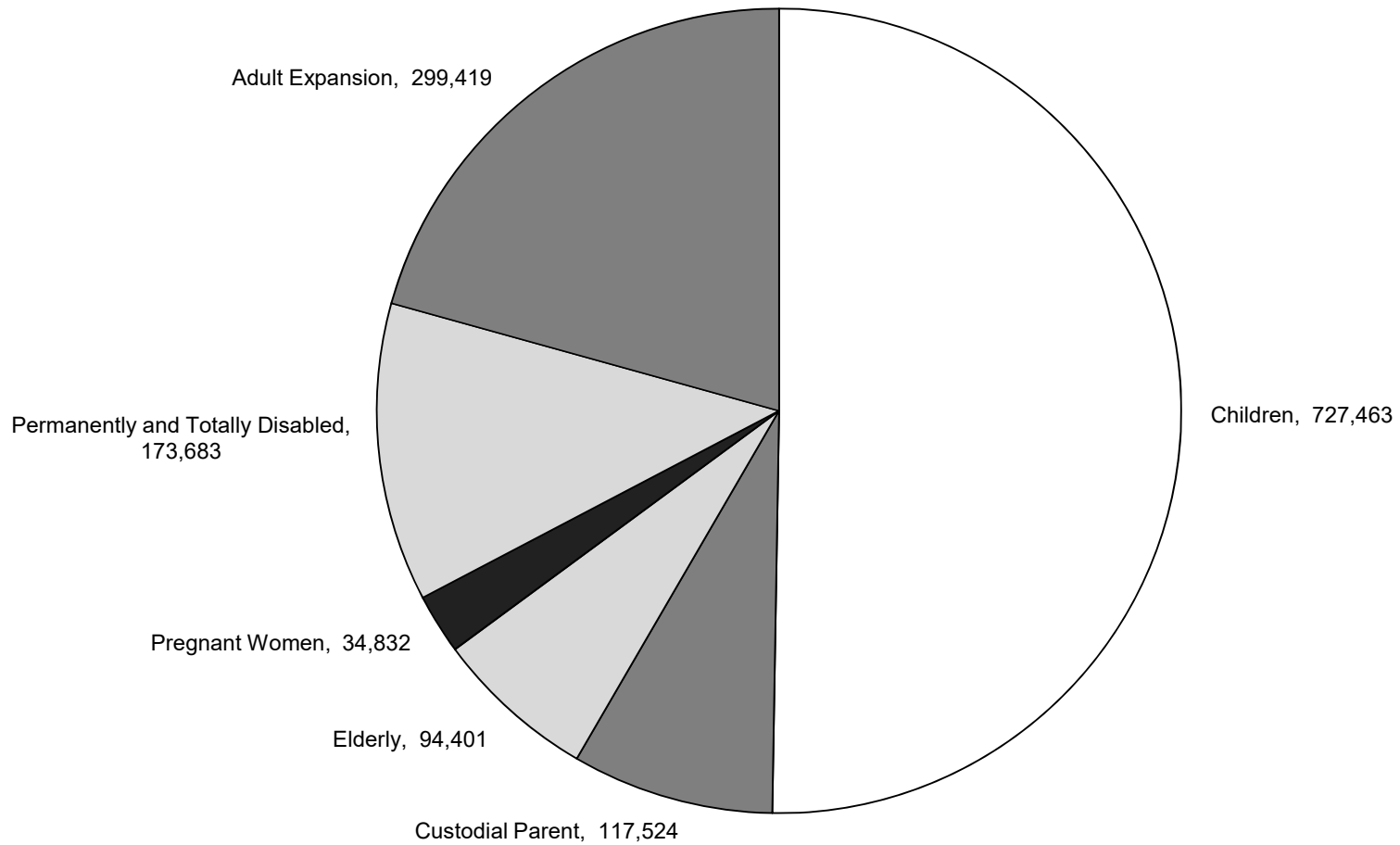
HB Section(s): 11.600

Program Name: Administration

Program is found in the following core budget(s): MO HealthNet Administration

2a. Provide an activity measure(s) for the program.

Number of Participants Served by Large Eligibility Group as of June, 2023



PROGRAM DESCRIPTION

Department: Social Services

HB Section(s): 11.600

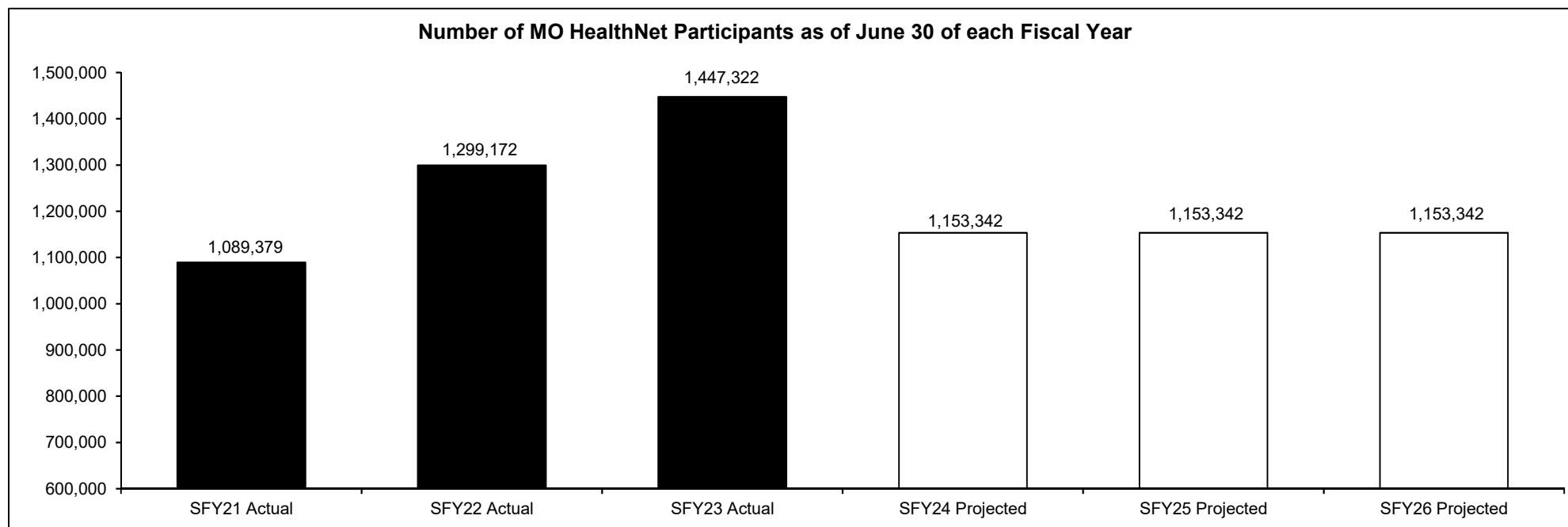
Program Name: Administration

Program is found in the following core budget(s): MO HealthNet Administration

2b. Provide a measure(s) of the program's quality.

Refer to program sections for quality measures.

2c. Provide a measure(s) of the program's impact.



Note: The Managed Care population is projected to start decreasing in SFY24 due to the ending of the Public Health Emergency (PHE) and the re-determinations of MO HealthNet participants.

PROGRAM DESCRIPTION

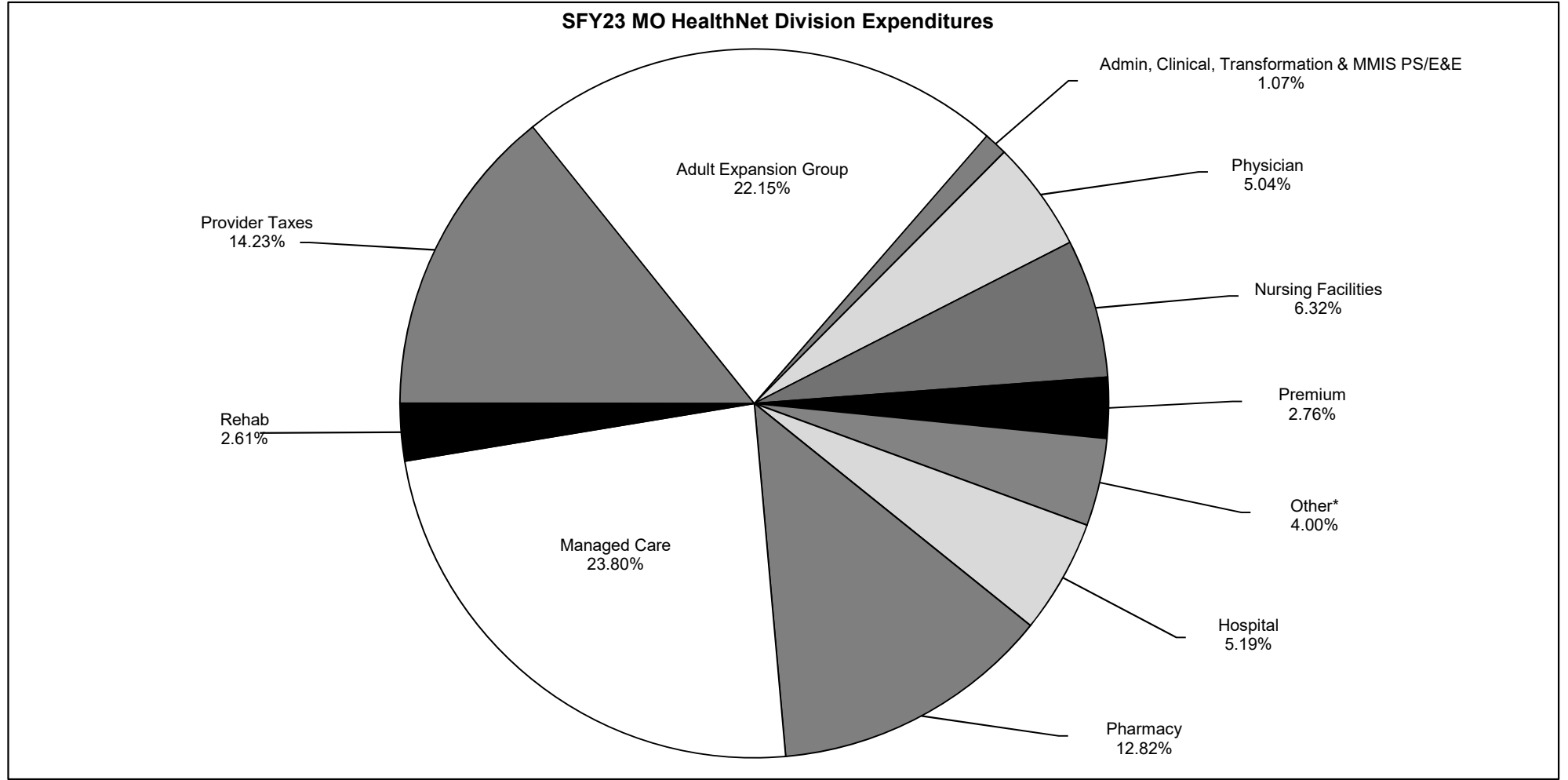
Department: Social Services

HB Section(s): 11.600

Program Name: Administration

Program is found in the following core budget(s): MO HealthNet Administration

2d. Provide a measure(s) of the program's efficiency.



*Other includes: Healthcare Tech Incentives, Dental, Home Health, Long Term Support Upper Payment Limit, Non-Emergency Medical Transportation, Ground Emergency Medical IGT, Medicare Parity Payments, Health Homes, Children's Health Insurance Program, Show-Me Healthy Babies and School District Claiming.

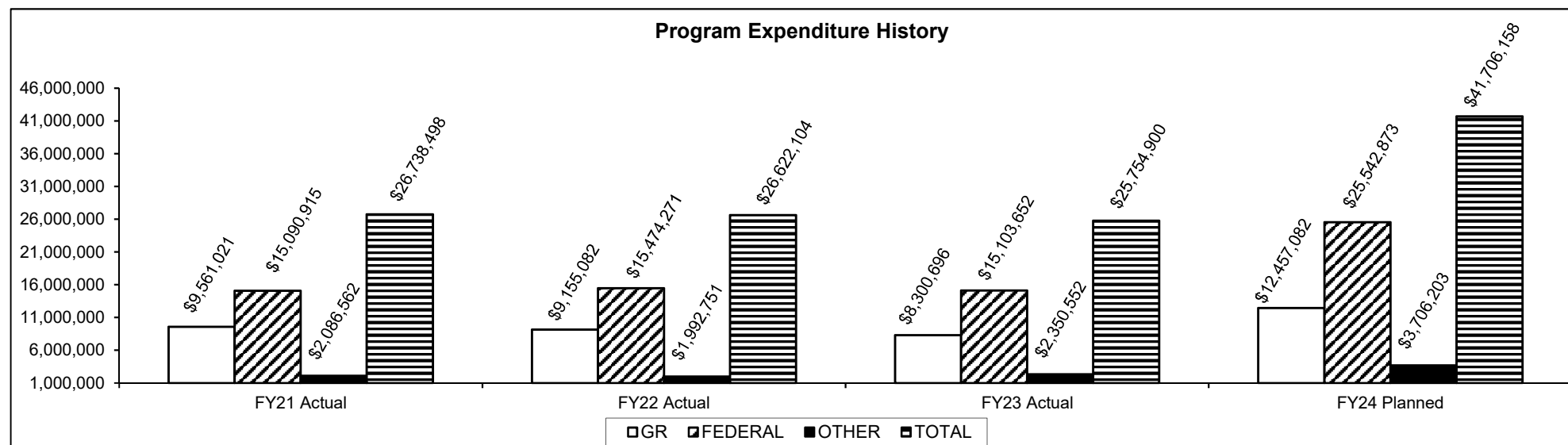
PROGRAM DESCRIPTION

Department: Social Services
 Program Name: Administration

HB Section(s): 11.600

Program is found in the following core budget(s): MO HealthNet Administration

3. Provide actual expenditures for the prior three fiscal years and planned expenditures for the current fiscal year. (Note: Amounts do not include fringe benefit costs.)



In FY22, AEG expenditures were included in total payments. Federal Fund 0809 was used to cover the state share of AEG expenditures. Planned FY24 expenditures are net of reverted.

4. What are the sources of the "Other " funds?

- Pharmacy Reimbursement Allowance Fund (0144)
- Health Initiatives Fund (HIF) (0275)
- Nursing Facility Quality of Care Fund (NFQC) (0271)
- Third Party Liability Collections Fund (TPL) (0120)
- Federal Reimbursement Allowance Fund (FRA) (0142)
- Ambulance Service Reimbursement Allowance Fund (0958)
- Ground Emergency Medical Transportation Fund (GEMT) (0422)
- Pharmacy Rebates Fund (0114)
- Life Sciences Research Trust Fund (0763)
- Missouri Rx Plan Fund (0779)

PROGRAM DESCRIPTION

Department: Social Services

HB Section(s): 11.600

Program Name: Administration

Program is found in the following core budget(s): MO HealthNet Administration

5. What is the authorization for this program, i.e., federal or state statute, etc.? (Include the federal program number, if applicable.)

State statute: Section 208.201, RSMo. Federal law: Social Security Act Section 1902(a)(4). Federal Regulations: 42 CFR, Part 432.

6. Are there federal matching requirements? If yes, please explain.

Expenditures are allocated in accordance with the methodology outlined in the department's cost allocation plan and charged to corresponding grants or identified and claimed as maintenance of effort as appropriate. A majority of the grants have a federal matching requirement.

7. Is this a federally mandated program? If yes, please explain.

Yes. Section 1902 (a) (4) of the Social Security Act requires such methods of administration as necessary for the proper and efficient administration of the MO HealthNet State Plan.

NDI – Diagnosis Related Groups (DRG)

NEW DECISION ITEM

Department: Social Services
Division: MO HealthNet
DI Name: Diagnosis Related Groups **DI# 1886021**

Budget Unit: 90512C
HB Section: 11.600

1. AMOUNT OF REQUEST

	FY 2025 Budget Request			
	GR	Federal	Other	Total
PS	0	0	0	0
EE	500,000	500,000	0	1,000,000
PSD	0	0	0	0
TRF	0	0	0	0
Total	500,000	500,000	0	1,000,000
FTE	0.00	0.00	0.00	0.00

	FY 2025 Governor's Recommendation			
	GR	Federal	Other	Total
PS	0	0	0	0
EE	0	0	0	0
PSD	0	0	0	0
TRF	0	0	0	0
Total	0	0	0	0
FTE	0.00	0.00	0.00	0.00

Est. Fringe	0	0	0	0
<i>Note: Fringes budgeted in House Bill 5 except for certain fringes budgeted directly to MoDOT, Highway Patrol, and Conservation.</i>				

Est. Fringe	0	0	0	0
<i>Note: Fringes budgeted in House Bill 5 except for certain fringes budgeted directly to MoDOT, Highway Patrol, and Conservation.</i>				

Other Funds: N/A
 Non-Counts: N/A

Other Funds: N/A
 Non-Counts: N/A

2. THIS REQUEST CAN BE CATEGORIZED AS:

<input type="checkbox"/> New Legislation	<input type="checkbox"/> New Program	<input type="checkbox"/> Fund Switch
<input type="checkbox"/> Federal Mandate	<input type="checkbox"/> Program Expansion	<input type="checkbox"/> Cost to Continue
<input type="checkbox"/> GR Pick-Up	<input type="checkbox"/> Space Request	<input type="checkbox"/> Equipment Replacement
<input type="checkbox"/> Pay Plan	<input checked="" type="checkbox"/> Other: <u>New payment methodology</u>	

3. WHY IS THIS FUNDING NEEDED? PROVIDE AN EXPLANATION FOR ITEMS CHECKED IN #2. INCLUDE THE FEDERAL OR STATE STATUTORY OR CONSTITUTIONAL AUTHORIZATION FOR THIS PROGRAM.

Diagnostic Related Groups (DRGs) are used to group patients with similar clinical conditions and treatment needs. The DRG will take into account the patient's condition, the complexity of the procedure, and any complications that may affect the patient's care. DRG is used to reimburse hospitals for inpatient stays based on the patient's diagnosis and the care provided during the hospital stay. This means that hospitals are paid a fixed amount for each patient based on the DRG assigned to the patient. The MO HealthNet Division (MHD) is seeking to start transitioning to a DRG payment methodology. This New Decision Item will help start the process by creating contractual and information technology assignments.

NEW DECISION ITEM

Department: Social Services
Division: MO HealthNet
DI Name: Diagnosis Related Groups **DI# 1886021**

Budget Unit: 90512C
HB Section: 11.600

4. DESCRIBE THE DETAILED ASSUMPTIONS USED TO DERIVE THE SPECIFIC REQUESTED AMOUNT. (How did you determine that the requested number of FTE were appropriate? From what source or standard did you derive the requested levels of funding? Were alternatives such as outsourcing or automation considered? If based on new legislation, does request tie to TAFP fiscal note? If not, explain why. Detail which portions of the request are one-times and how those amounts were calculated.)

MHD estimates that it will need approximately \$1,000,000 to start up the transition to a DRG payment methodology.

Total	GR	Federal	FMAP
\$1,000,000	\$500,000	\$500,000	50.00%

5. BREAK DOWN THE REQUEST BY BUDGET OBJECT CLASS, JOB CLASS, AND FUND SOURCE. IDENTIFY ONE-TIME COSTS.

Budget Object Class/Job Class	Dept Req GR DOLLARS	Dept Req GR FTE	Dept Req FED DOLLARS	Dept Req FED FTE	Dept Req OTHER DOLLARS	Dept Req OTHER FTE	Dept Req TOTAL DOLLARS	Dept Req TOTAL FTE	Dept Req One-Time DOLLARS
400 - Professional Services	500,000		500,000				1,000,000		
Total EE	500,000		500,000		0		1,000,000		0
Grand Total	500,000	0.0	500,000	0.0	0	0.0	1,000,000	0.0	0

NEW DECISION ITEM

Department: Social Services
Division: MO HealthNet
DI Name: Diagnosis Related Groups DI# 1886021

Budget Unit: 90512C
HB Section: 11.600

6. PERFORMANCE MEASURES (If new decision item has an associated core, separately identify projected performance with & without additional funding.)

6a. Provide an activity measure(s) for the program.

Please see the Hospital core section for performance measures.

6c. Provide a measure(s) of the program's impact.

Please see the Hospital core section for performance measures.

6b. Provide a measure(s) of the program's quality.

Please see the Hospital core section for performance measures.

6d. Provide a measure(s) of the program's efficiency.

Please see the Hospital core section for performance measures.

7. STRATEGIES TO ACHIEVE THE PERFORMANCE MEASUREMENT TARGETS:

N/A

DECISION ITEM DETAIL

Budget Unit	FY 2023	FY 2023	FY 2024	FY 2024	FY 2025	FY 2025	*****	*****
Decision Item	ACTUAL	ACTUAL	BUDGET	BUDGET	DEPT REQ	DEPT REQ	SECURED	SECURED
Budget Object Class	DOLLAR	FTE	DOLLAR	FTE	DOLLAR	FTE	COLUMN	COLUMN
MO HEALTHNET ADMIN								
Diagnosis Related Groups (DRGs - 1886021								
PROFESSIONAL SERVICES	0	0.00	0	0.00	1,000,000	0.00	0	0.00
TOTAL - EE	0	0.00	0	0.00	1,000,000	0.00	0	0.00
GRAND TOTAL	\$0	0.00	\$0	0.00	\$1,000,000	0.00	\$0	0.00
GENERAL REVENUE	\$0	0.00	\$0	0.00	\$500,000	0.00		0.00
FEDERAL FUNDS	\$0	0.00	\$0	0.00	\$500,000	0.00		0.00
OTHER FUNDS	\$0	0.00	\$0	0.00	\$0	0.00		0.00

NDI – MMIS FTE

NEW DECISION ITEM

Department: Social Services
Division: MO HealthNet
DI Name: MMIS FTE **DI# 1886033**

Budget Unit: 90512C
HB Section: 11.600

1. AMOUNT OF REQUEST

	FY 2025 Budget Request			
	GR	Federal	Other	Total
PS	70,200	210,602	0	280,802
EE	14,422	43,266	0	57,688
PSD	0	0	0	0
TRF	0	0	0	0
Total	84,622	253,868	0	338,490

FTE 1.00 3.00 0.00 4.00

Est. Fringe	41,183	123,548	0	164,731
--------------------	--------	---------	---	---------

Note: Fringes budgeted in House Bill 5 except for certain fringes budgeted directly to MoDOT, Highway Patrol, and Conservation.

Other Funds: N/A
 Non-Counts: N/A

	FY 2025 Governor's Recommendation			
	GR	Federal	Other	Total
PS	0	0	0	0
EE	0	0	0	0
PSD	0	0	0	0
TRF	0	0	0	0
Total	0	0	0	0

FTE 0.00 0.00 0.00 0.00

Est. Fringe	0	0	0	0
--------------------	---	---	---	---

Note: Fringes budgeted in House Bill 5 except for certain fringes budgeted directly to MoDOT, Highway Patrol, and Conservation.

Other Funds: N/A
 Non-Counts: N/A

2. THIS REQUEST CAN BE CATEGORIZED AS:

- | | | |
|--|---|--|
| <input type="checkbox"/> New Legislation | <input type="checkbox"/> New Program | <input type="checkbox"/> Fund Switch |
| <input type="checkbox"/> Federal Mandate | <input checked="" type="checkbox"/> Program Expansion | <input type="checkbox"/> Cost to Continue |
| <input type="checkbox"/> GR Pick-Up | <input type="checkbox"/> Space Request | <input type="checkbox"/> Equipment Replacement |
| <input type="checkbox"/> Pay Plan | <input type="checkbox"/> Other: | |

NEW DECISION ITEM

Department: Social Services
Division: MO HealthNet
DI Name: MMIS FTE **DI# 1886033**

Budget Unit: 90512C
HB Section: 11.600

3. WHY IS THIS FUNDING NEEDED? PROVIDE AN EXPLANATION FOR ITEMS CHECKED IN #2. INCLUDE THE FEDERAL OR STATE STATUTORY OR CONSTITUTIONAL AUTHORIZATION FOR THIS PROGRAM.

As the DSS relies more on data to drive policy decisions in the areas of health outcomes, monitor provider billing trends, track efficacy of program initiatives, and monitor vendor performance, the MO HealthNet Division (MHD) is requesting four FTEs to build out this group to ensure high quality data is accessible to the administration so data-driven decisions can be made in a more proactive manner. As the DSS continues to shift to a data-driven decision approach, the needs for individuals that can understand, report, summarize, and explain Medicaid data to a variety of stakeholders has increased as well. The current team working on data requests consists of two individuals, a primary data analyst and a data manager. These positions currently intake all Medicaid data requests, gather the requirements, and then translate them to reports that they run to pull the information being requested. In one year, this team of two has responded to approximately 500 data requests. These requests don't include creating and managing dashboards, which is still facing a significant backlog of requests for dashboards to be created. The following are the four FTE that MHD is requesting:

- One Project Coordinator to assist with documentation, schedule organization, and data request requirements for collection and analysis. This position will require a familiarity with data reporting, reporting tools, and workflow diagrams.
- One Program Coordinator to assist with administration of the Missouri Medicaid Enterprise solutions, including coordinating with policy and vendors for system changes, as well as contract and vendor management.
- One Testing Coordinator to serve as the lead analyst that will coordinate and monitor testing across multiple Missouri Medicaid Enterprise vendors to ensure successful solution enhancement releases.
- One Data Governance Manager to be responsible for the operations and oversight of the Data Governance Program for the Missouri Medicaid Enterprise including organizational change management related to Data Governance initiatives.

NEW DECISION ITEM

Department: Social Services
Division: MO HealthNet
DI Name: MMIS FTE **DI# 1886033**

Budget Unit: 90512C
HB Section: 11.600

4. DESCRIBE THE DETAILED ASSUMPTIONS USED TO DERIVE THE SPECIFIC REQUESTED AMOUNT. (How did you determine that the requested number of FTE were appropriate? From what source or standard did you derive the requested levels of funding? Were alternatives such as outsourcing or automation considered? If based on new legislation, does request tie to TAFP fiscal note? If not, explain why. Detail which portions of the request are one-times and how those amounts were calculated.)

The additional staff requested to begin work on the MMIS re-procurement are one Project Coordinator, one Program Coordinator, one Testing Coordinator, and one Data Governance Manager. Due to the scope of work for these new positions, they would be earning a 75% Federal match rate.

Position	Salary	E&E	Total
Project Coordinator	60,020	14,422	74,442
Program Coordinator	67,905	14,422	82,327
Testing Coordinator	67,905	14,422	82,327
Data Governance Manager	84,972	14,422	99,394
	<u>280,802</u>	<u>57,688</u>	<u>338,490</u>

	Total	GR	Federal	FMAP
Salary	280,802	70,200	210,602	75%
Expense and Equipment	57,688	14,422	43,266	75%
Total	338,490	84,622	253,868	

NEW DECISION ITEM

Department: Social Services
Division: MO HealthNet
DI Name: MMIS FTE **DI# 1886033**

Budget Unit: 90512C
HB Section: 11.600

5. BREAK DOWN THE REQUEST BY BUDGET OBJECT CLASS, JOB CLASS, AND FUND SOURCE. IDENTIFY ONE-TIME COSTS.

Budget Object Class/Job Class	Dept Req GR DOLLARS	Dept Req GR FTE	Dept Req FED DOLLARS	Dept Req FED FTE	Dept Req OTHER DOLLARS	Dept Req OTHER FTE	Dept Req TOTAL DOLLARS	Dept Req TOTAL FTE	Dept Req One-Time DOLLARS
Program Coordinator	31,981	0.5	95,944	1.5	0	0.0	127,925	2.0	
Senior Program Specialist	16,976	0.25	50,929	0.75	0	0.0	67,905	1.0	
Special Assistant Professional	21,243	0.25	63,729	0.75	0	0.0	84,972	1.0	
Total PS	70,200	1.0	210,602	3.0	0	0.0	280,802	4.0	0
180 - Fuel & Utilities	472		1,416		0		1,888		0
190 - Supplies	1,016		3,048		0		4,064		(80)
320 - Professional Development	579		1,737		0		2,316		0
340 - Comm Serv & Supp	607		1,821		0		2,428		(1,200)
420 - Housekeep & Janitor Serv	4,496		13,488		0		17,984		(2,424)
580 - Office Equipment	2,301		6,903		0		9,204		(9,204)
680 - Rent	4,951		14,853		0		19,804		0
Total EE	14,422		43,266		0		57,688		(12,908)
Grand Total	84,622	1.0	253,868	3.0	0	0.0	338,490	4.0	(12,908)

NEW DECISION ITEM

Department: Social Services
Division: MO HealthNet
DI Name: MMIS FTE **DI# 1886033**

Budget Unit: 90512C
HB Section: 11.600

6. PERFORMANCE MEASURES (If new decision item has an associated core, separately identify projected performance with & without additional funding.)

Provide an activity measure(s) for the program.
Please see the Information Systems core section for performance measures.

Provide a measure(s) of the program's quality.
Please see the Information Systems core section for performance measures.

Provide a measure(s) of the program's impact.
Please see the Information Systems core section for performance measures.

Provide a measure(s) of the program's efficiency.
Please see the Information Systems core section for performance measures.

7. STRATEGIES TO ACHIEVE THE PERFORMANCE MEASUREMENT TARGETS:

N/A

DECISION ITEM DETAIL

Budget Unit	FY 2023	FY 2023	FY 2024	FY 2024	FY 2025	FY 2025	*****	*****
Decision Item	ACTUAL	ACTUAL	BUDGET	BUDGET	DEPT REQ	DEPT REQ	SECURED	SECURED
Budget Object Class	DOLLAR	FTE	DOLLAR	FTE	DOLLAR	FTE	COLUMN	COLUMN
MO HEALTHNET ADMIN								
MMIS Contractual FTE - 1886033								
SPECIAL ASST PROFESSIONAL	0	0.00	0	0.00	84,972	1.00	0	0.00
SENIOR PROGRAM SPECIALIST	0	0.00	0	0.00	67,905	1.00	0	0.00
PROGRAM COORDINATOR	0	0.00	0	0.00	127,925	2.00	0	0.00
TOTAL - PS	0	0.00	0	0.00	280,802	4.00	0	0.00
FUEL & UTILITIES	0	0.00	0	0.00	1,888	0.00	0	0.00
SUPPLIES	0	0.00	0	0.00	4,064	0.00	0	0.00
PROFESSIONAL DEVELOPMENT	0	0.00	0	0.00	2,316	0.00	0	0.00
COMMUNICATION SERV & SUPP	0	0.00	0	0.00	2,428	0.00	0	0.00
HOUSEKEEPING & JANITORIAL SERV	0	0.00	0	0.00	17,984	0.00	0	0.00
OFFICE EQUIPMENT	0	0.00	0	0.00	9,204	0.00	0	0.00
BUILDING LEASE PAYMENTS	0	0.00	0	0.00	19,804	0.00	0	0.00
TOTAL - EE	0	0.00	0	0.00	57,688	0.00	0	0.00
GRAND TOTAL	\$0	0.00	\$0	0.00	\$338,490	4.00	\$0	0.00
GENERAL REVENUE	\$0	0.00	\$0	0.00	\$84,622	1.00		0.00
FEDERAL FUNDS	\$0	0.00	\$0	0.00	\$253,868	3.00		0.00
OTHER FUNDS	\$0	0.00	\$0	0.00	\$0	0.00		0.00

NDI – Managed Care Compliance Tool

NEW DECISION ITEM

Department: Social Services
Division: MO HealthNet
DI Name: Compliance Tool **DI# 1886037**

Budget Unit: 90512C
HB Section: 11.600

1. AMOUNT OF REQUEST

	FY 2025 Budget Request			
	GR	Federal	Other	Total
PS	29,258	29,257	0	58,515
EE	7,213	7,213	0	14,426
PSD	0	0	0	0
TRF	0	0	0	0
Total	36,471	36,470	0	72,941
FTE	0.50	0.50	0.00	1.00

	FY 2025 Governor's Recommendation			
	GR	Federal	Other	Total
PS	0	0	0	0
EE	0	0	0	0
PSD	0	0	0	0
TRF	0	0	0	0
Total	0	0	0	0
FTE	0.00	0.00	0.00	0.00

Est. Fringe	18,414	18,414	0	36,828
--------------------	--------	--------	---	--------

Note: Fringes budgeted in House Bill 5 except for certain fringes budgeted directly to MoDOT, Highway Patrol, and Conservation.

Est. Fringe	0	0	0	0
--------------------	---	---	---	---

Note: Fringes budgeted in House Bill 5 except for certain fringes budgeted directly to MoDOT, Highway Patrol, and Conservation.

Other Funds: N/A
 Non-Counts: N/A

Other Funds: N/A
 Non-Counts: N/A

2. THIS REQUEST CAN BE CATEGORIZED AS:

<input type="checkbox"/> New Legislation	<input type="checkbox"/> New Program	<input type="checkbox"/> Fund Switch
<input type="checkbox"/> Federal Mandate	<input checked="" type="checkbox"/> Program Expansion	<input type="checkbox"/> Cost to Continue
<input type="checkbox"/> GR Pick-Up	<input type="checkbox"/> Space Request	<input type="checkbox"/> Equipment Replacement
<input type="checkbox"/> Pay Plan	<input type="checkbox"/> Other: _____	

3. WHY IS THIS FUNDING NEEDED? PROVIDE AN EXPLANATION FOR ITEMS CHECKED IN #2. INCLUDE THE FEDERAL OR STATE STATUTORY OR CONSTITUTIONAL AUTHORIZATION FOR THIS PROGRAM.

As the DSS Medicaid/Managed Care (MC) program continues to grow, the need for individuals to conduct and monitor quality oversight activities has increased. The MC Quality Oversight Unit (QOU) is responsible for carrying out a variety of tasks mandated by state and federal law which ensure medicaid members have access to, and are receiving adequate healthcare services in a timely manner. The MO HealthNet Division (MHD) is requesting one new FTE to increase capacity for this group to carryout the implementation and ongoing maintenance of a MC Compliance Tool; equipped to intake all MC contractual reporting requirements. The Compliance Tool was created from a New Decision Item that was passed by the General Assembly in SFY22. This tool will assist the agency in monitoring timeliness of reporting, accuracy, and provide a central reporting location as well as communication tracking. The tool will automate multiple manual tasks currently conducted by staff allowing them more time to focus on trends, non-compliance, or process improvement.

NEW DECISION ITEM

Department: Social Services
Division: MO HealthNet
DI Name: Compliance Tool **DI# 1886037**

Budget Unit: 90512C
HB Section: 11.600

4. DESCRIBE THE DETAILED ASSUMPTIONS USED TO DERIVE THE SPECIFIC REQUESTED AMOUNT. (How did you determine that the requested number of FTE were appropriate? From what source or standard did you derive the requested levels of funding? Were alternatives such as outsourcing or automation considered? If based on new legislation, does request tie to TAFP fiscal note? If not, explain why. Detail which portions of the request are one-times and how those amounts were calculated.)

The QOU currently consists of one manager, four research/data analysts and one registered nurse specialist. These positions conduct research, analytics, and reporting; develop program measures and targets; communicate with a variety of stakeholders related to quality topics; lead or participate in workgroups related to process improvement for increased quality of care; assist with updates to the managed care contract quality areas; and oversee two contracts--Quest Enterprise/Desktop Software which are a part of MHD's External Quality Review Organization. The QOU also assists/monitors four Managed Care Health Plans, responsible for over 800,000 medicaid participants. MHD is requesting a Data/Research Analyst to increase capacity for this group to carryout the following activities:

- Implementation and ongoing maintenance of the Managed Care Compliance Tool.
- Development of a Managed Care Quality Rating Scorecard that complies with federal protocol. Scorecards will publically display health plan performance in a variety of quality areas for any interested stakeholders.
- MHD's actuary recommends (through a triennial audit finding) an additional staff person to assist with improvement of encounter data claims integrity. Encounter data is a source used by MHD's actuary for rate setting purposes.
- MHD's EQRO contract has a large scope of work that continues to grow as new federal protocols are released. An additional FTE will allow the QOU adequate time to review/approve reports and develop and perform follow up on the findings of each EQR activity.
- The QOU will oversee three contracts as well as assisting with quality updates to the Managed Care contract. Contracts require ongoing support, research, renewals, amendments, and invoicing responsibilities, as well as knowledge of the Medicaid Managed Care program.
- CMS proposed rules indicate upcoming changes to the Fee-for-Service Access Monitoring Review Plan and Managed Care final rule. The majority of these changes will impact the quality unit.

Position	Salary	E&E	Total
Research/Data Analyst	58,515	14,426	72,941
	<u>58,515</u>	<u>14,426</u>	<u>72,941</u>

	FMAP	Total	GR	Federal
Salary	50%	58,515	29,258	29,257
Expense and Equipment	50%	14,426	7,213	7,213
Total		72,941	36,471	36,470

NEW DECISION ITEM

Department: Social Services
Division: MO HealthNet
DI Name: Compliance Tool **DI# 1886037**

Budget Unit: 90512C
HB Section: 11.600

5. BREAK DOWN THE REQUEST BY BUDGET OBJECT CLASS, JOB CLASS, AND FUND SOURCE. IDENTIFY ONE-TIME COSTS.

Budget Object Class/Job Class	Dept Req GR DOLLARS	Dept Req GR FTE	Dept Req FED DOLLARS	Dept Req FED FTE	Dept Req OTHER DOLLARS	Dept Req OTHER FTE	Dept Req TOTAL DOLLARS	Dept Req TOTAL FTE	Dept Req One-Time DOLLARS
02RD30 - Research/Data Analyst	29,258	0.5	29,257	0.5			58,515	1.0	
Total PS	29,258	0.5	29,257	0.5	0	0.0	58,515	1.0	0
180 - Fuel & Utilities	236		236				472		0
190 - Supplies	508		508				1,016		20
320 - Professional Dev	290		290				580		0
340 - Comm Serv & Supp	304		304				608		300
420 - Housekeep & Janitor Serv	2,248		2,248				4,496		606
580 - Office Equipment	1,151		1,151				2,302		2,301
680 - Rent	2,476		2,476				4,952		0
Total EE	7,213		7,213		0		14,426		3,227
Grand Total	36,471	0.5	36,470	0.5	0	0.0	72,941	1.0	3,227

NEW DECISION ITEM

Department: Social Services
Division: MO HealthNet
DI Name: Compliance Tool **DI# 1886037**

Budget Unit: 90512C
HB Section: 11.600

6. PERFORMANCE MEASURES (If new decision item has an associated core, separately identify projected performance with & without additional funding.)

6a. Provide an activity measure(s) for the program.

Please see the Managed Care core section for performance measures.

6c. Provide a measure(s) of the program's impact.

Please see the Managed Care core section for performance measures.

6b. Provide a measure(s) of the program's quality.

Please see the Managed Care core section for performance measures.

6d. Provide a measure(s) of the program's efficiency.

Please see the Managed Care core section for performance measures.

7. STRATEGIES TO ACHIEVE THE PERFORMANCE MEASUREMENT TARGETS:

N/A

DECISION ITEM DETAIL

Budget Unit	FY 2023	FY 2023	FY 2024	FY 2024	FY 2025	FY 2025	*****	*****
Decision Item	ACTUAL	ACTUAL	BUDGET	BUDGET	DEPT REQ	DEPT REQ	SECURED	SECURED
Budget Object Class	DOLLAR	FTE	DOLLAR	FTE	DOLLAR	FTE	COLUMN	COLUMN
MO HEALTHNET ADMIN								
Compliance Tool - 1886037								
RESEARCH/DATA ANALYST	0	0.00	0	0.00	58,515	1.00	0	0.00
TOTAL - PS	0	0.00	0	0.00	58,515	1.00	0	0.00
FUEL & UTILITIES	0	0.00	0	0.00	472	0.00	0	0.00
SUPPLIES	0	0.00	0	0.00	1,016	0.00	0	0.00
PROFESSIONAL DEVELOPMENT	0	0.00	0	0.00	580	0.00	0	0.00
COMMUNICATION SERV & SUPP	0	0.00	0	0.00	608	0.00	0	0.00
HOUSEKEEPING & JANITORIAL SERV	0	0.00	0	0.00	4,496	0.00	0	0.00
OFFICE EQUIPMENT	0	0.00	0	0.00	2,302	0.00	0	0.00
BUILDING LEASE PAYMENTS	0	0.00	0	0.00	4,952	0.00	0	0.00
TOTAL - EE	0	0.00	0	0.00	14,426	0.00	0	0.00
GRAND TOTAL	\$0	0.00	\$0	0.00	\$72,941	1.00	\$0	0.00
GENERAL REVENUE	\$0	0.00	\$0	0.00	\$36,471	0.50		0.00
FEDERAL FUNDS	\$0	0.00	\$0	0.00	\$36,470	0.50		0.00
OTHER FUNDS	\$0	0.00	\$0	0.00	\$0	0.00		0.00

Core – Clinical Services Program Management

CORE DECISION ITEM

Department: Social Services
 Division: MO HealthNet
 Core: Clinical Services Program Management

Budget Unit: 90516C
 HB Section: 11.605

1. CORE FINANCIAL SUMMARY

	FY 2025 Budget Request					FY 2025 Governor's Recommendation			
	GR	Federal	Other	Total		GR	Federal	Other	Total
PS	0	0	0	0	PS	0	0	0	0
EE	461,917	12,214,032	1,485,506	14,161,455	EE	0	0	0	0
PSD	0	0	0	0	PSD	0	0	0	0
TRF	0	0	0	0	TRF	0	0	0	0
Total	461,917	12,214,032	1,485,506	14,161,455	Total	0	0	0	0
FTE	0.00	0.00	0.00	0.00	FTE	0.00	0.00	0.00	0.00

Est. Fringe	0	0	0	0
--------------------	---	---	---	---

Note: Fringes budgeted in House Bill 5 except for certain fringes budgeted directly to MoDOT, Highway Patrol, and Conservation.

Est. Fringe	0	0	0	0
--------------------	---	---	---	---

Note: Fringes budgeted in House Bill 5 except for certain fringes budgeted directly to MoDOT, Highway Patrol, and Conservation.

Other Funds: Third Party Liability Collections (TPL) Fund (0120) - \$924,911
 MO Rx Plan Fund (0779) - \$62,947
 Pharmacy Rebates Fund (0114) - \$497,648

Other Funds:

2. CORE DESCRIPTION

This item funds contractor costs that support the pharmacy and clinical services programs. Funding is used for cost containment initiatives and clinical policy decision-making to enhance efforts to provide appropriate and quality medical care to participants. The MO HealthNet Division (MHD) seeks to aid participants and providers in their efforts to access the MO HealthNet program by utilizing contractor resources effectively.

3. PROGRAM LISTING (list programs included in this core funding)

Clinical Services Program Management
 Missouri Rx Program

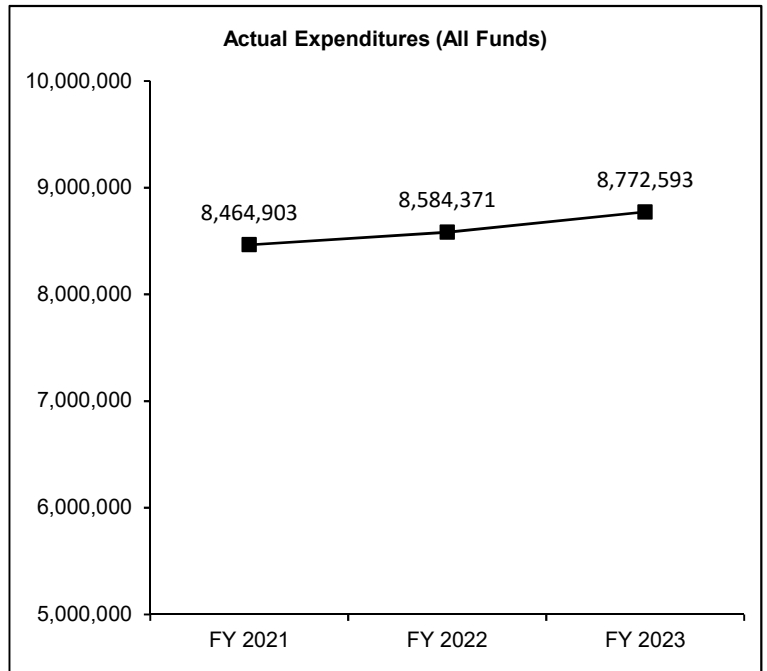
CORE DECISION ITEM

Department: Social Services
Division: MO HealthNet
Core: Clinical Services Program Management

Budget Unit: 90516C
HB Section: 11.605

4. FINANCIAL HISTORY

	FY 2021 Actual	FY 2022 Actual	FY 2023 Actual	FY 2024 Current Yr.
Appropriation (All Funds)	15,161,455	14,161,455	14,161,455	14,161,455
Less Reverted (All Funds)	(13,858)	(13,858)	(13,858)	(13,858)
Less Restricted (All Funds)	0	0	0	
Budget Authority (All Funds)	15,147,597	14,147,597	14,147,597	14,147,597
Actual Expenditures (All Funds)	8,464,903	8,584,371	8,772,593	N/A
Unexpended (All Funds)	6,682,694	5,563,226	5,375,004	N/A
Unexpended, by Fund:				
General Revenue	0	3,952	0	N/A
Federal	4,939,159	4,790,346	4,810,994	N/A
Other	1,680,588	768,928	564,010	N/A
	(1)			



*Current Year restricted amount is as of 9/01/2023.

Reverted includes statutory reserve amounts (when applicable).

Restricted includes Governor's expenditure restrictions which remained at the end of the fiscal year.

NOTES:

(1) FY21 - \$62,947 was held in agency reserve of MORx Fund (0779).

CORE RECONCILIATION DETAIL

**DEPARTMENT OF SOCIAL SERVICES
CLINICAL SRVC MGMT**

5. CORE RECONCILIATION DETAIL

	Budget Class	FTE	GR	Federal	Other	Total	Explanation
TAFP AFTER VETOES							
	EE	0.00	461,917	12,214,032	1,485,506	14,161,455	
	Total	0.00	461,917	12,214,032	1,485,506	14,161,455	
DEPARTMENT CORE REQUEST							
	EE	0.00	461,917	12,214,032	1,485,506	14,161,455	
	Total	0.00	461,917	12,214,032	1,485,506	14,161,455	
GOVERNOR'S RECOMMENDED CORE							
	EE	0.00	461,917	12,214,032	1,485,506	14,161,455	
	Total	0.00	461,917	12,214,032	1,485,506	14,161,455	

DECISION ITEM SUMMARY

Budget Unit									
Decision Item	FY 2023	FY 2023	FY 2024	FY 2024	FY 2025	FY 2025	*****	*****	
Budget Object Summary	ACTUAL	ACTUAL	BUDGET	BUDGET	DEPT REQ	DEPT REQ	SECURED	SECURED	
Fund	DOLLAR	FTE	DOLLAR	FTE	DOLLAR	FTE	COLUMN	COLUMN	
CLINICAL SRVC MGMT									
CORE									
EXPENSE & EQUIPMENT									
GENERAL REVENUE	448,059	0.00	461,917	0.00	461,917	0.00	0	0.00	
DEPT OF SOC SERV FEDERAL & OTH	7,403,038	0.00	12,214,032	0.00	12,214,032	0.00	0	0.00	
PHARMACY REBATES	496,467	0.00	497,648	0.00	497,648	0.00	0	0.00	
THIRD PARTY LIABILITY COLLECT	425,029	0.00	924,911	0.00	924,911	0.00	0	0.00	
MISSOURI RX PLAN FUND	0	0.00	62,947	0.00	62,947	0.00	0	0.00	
TOTAL - EE	8,772,593	0.00	14,161,455	0.00	14,161,455	0.00	0	0.00	
TOTAL	8,772,593	0.00	14,161,455	0.00	14,161,455	0.00	0	0.00	
GRAND TOTAL	\$8,772,593	0.00	\$14,161,455	0.00	\$14,161,455	0.00	\$0	0.00	

DECISION ITEM DETAIL

Budget Unit	FY 2023	FY 2023	FY 2024	FY 2024	FY 2025	FY 2025	*****	*****
Decision Item	ACTUAL	ACTUAL	BUDGET	BUDGET	DEPT REQ	DEPT REQ	SECURED	SECURED
Budget Object Class	DOLLAR	FTE	DOLLAR	FTE	DOLLAR	FTE	COLUMN	COLUMN
CLINICAL SRVC MGMT								
CORE								
TRAVEL, IN-STATE	28	0.00	2	0.00	2	0.00	0	0.00
TRAVEL, OUT-OF-STATE	0	0.00	2	0.00	2	0.00	0	0.00
SUPPLIES	168	0.00	2	0.00	2	0.00	0	0.00
PROFESSIONAL DEVELOPMENT	6	0.00	2	0.00	2	0.00	0	0.00
COMMUNICATION SERV & SUPP	7	0.00	0	0.00	0	0.00	0	0.00
PROFESSIONAL SERVICES	8,772,360	0.00	14,161,443	0.00	14,161,443	0.00	0	0.00
M&R SERVICES	0	0.00	2	0.00	2	0.00	0	0.00
BUILDING LEASE PAYMENTS	20	0.00	0	0.00	0	0.00	0	0.00
MISCELLANEOUS EXPENSES	4	0.00	2	0.00	2	0.00	0	0.00
TOTAL - EE	8,772,593	0.00	14,161,455	0.00	14,161,455	0.00	0	0.00
GRAND TOTAL	\$8,772,593	0.00	\$14,161,455	0.00	\$14,161,455	0.00	\$0	0.00
GENERAL REVENUE	\$448,059	0.00	\$461,917	0.00	\$461,917	0.00		0.00
FEDERAL FUNDS	\$7,403,038	0.00	\$12,214,032	0.00	\$12,214,032	0.00		0.00
OTHER FUNDS	\$921,496	0.00	\$1,485,506	0.00	\$1,485,506	0.00		0.00

PROGRAM DESCRIPTION

Department: Social Services

HB Section(s): 11.605

Program Name: Clinical Services Program Management

Program is found in the following core budget(s): Clinical Services Program Management

1a. What strategic priority does this program address?

Health and continuum of care

1b. What does this program do?

Funding for Clinical Services Program Management (CSPM) supports contractor costs for pharmacy and clinical services. Conduent operates and manages the web-based clinical editing process for the point-of-sale pharmacy and medical claims, medical and drug prior authorization, pre-certification, and Drug Utilization Review (DUR). The current CSPM claim processing system allows each claim to be referenced against the participant's claims history including pharmacy, medical, and procedural data (ICD-10 and CPT codes), providing real-time data to participating MHD providers. For patients that meet approval criteria, the claim will be paid automatically. In instances when a phone call is necessary, the hotline call center is available seven days a week, which allows providers prompt access to a paid claim for the requested product or service. In addition to receiving messages regarding the outcome of the processing of claims and the amount to be reimbursed, pharmacy providers receive prospective drug use review alert messages at the time prescriptions are dispensed.

*CyberAccess*SM is a web-based tool that allows healthcare providers to electronically request drug and medical prior authorizations for their MO HealthNet patients, review historical claims data, view and/or enter clinical data in a patient's Electronic Health Record (EHR), select appropriate preferred medications and electronically prescribe, and electronically request inpatient certifications. The continued funding for *CyberAccess*SM is critical to continue supporting the pharmacy and medical cost containment initiatives and electronic health records. Early Periodic Screening, Diagnosis, and Treatment (EPSDT) forms and patient-specific lab results are currently available through the platform. Linkages to other health record systems yielding interoperability between systems are under development (Health Information Network {HIN}). A companion participant web portal tool, Direct Inform, has been developed and deployed to pilot providers.

Pharmacy

Through the Pharmacy Program, the division is able to maintain current cost containment initiatives and implement new cost containment initiatives.

Major initiatives include:

- Maintenance and Updates to Fiscal and Clinical Edits
- Quarterly Updates to the Missouri Maximum Allowable Cost (MACs)
- Prospective and Retrospective Drug Use for Drug Utilization Review (DUR)
- Routine/Ad hoc Drug Information Research
- Enrollment and Administration of Case Management
- Preferred Drug List (PDL) and Supplemental Rebates
- *See the Pharmacy tab for more details on these initiatives*

PROGRAM DESCRIPTION

Department: Social Services

HB Section(s): 11.605

Program Name: Clinical Services Program Management

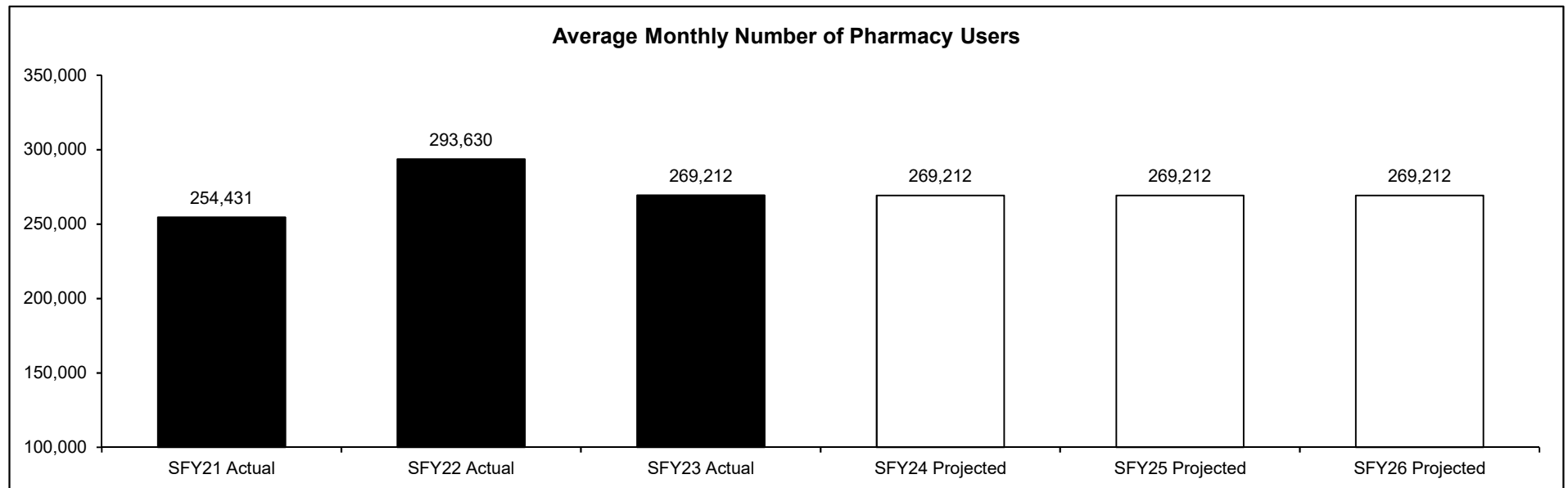
Program is found in the following core budget(s): Clinical Services Program Management

Clinical

Major Clinical Services initiatives include:

- Smart Prior Authorization (PA) for Durable Medical Equipment (DME), Optical, Psychology, Medical Services, and Chronic Pain Management
- Home and Community Based Services (HCBS) prior authorizations
- Psychology and Bone Marrow Consultants
- Optical Program
- Medical Evidence-Based Guidelines - Oregon HealthCare Contract

2a. Provide an activity measure for the program.



PROGRAM DESCRIPTION

Department: Social Services

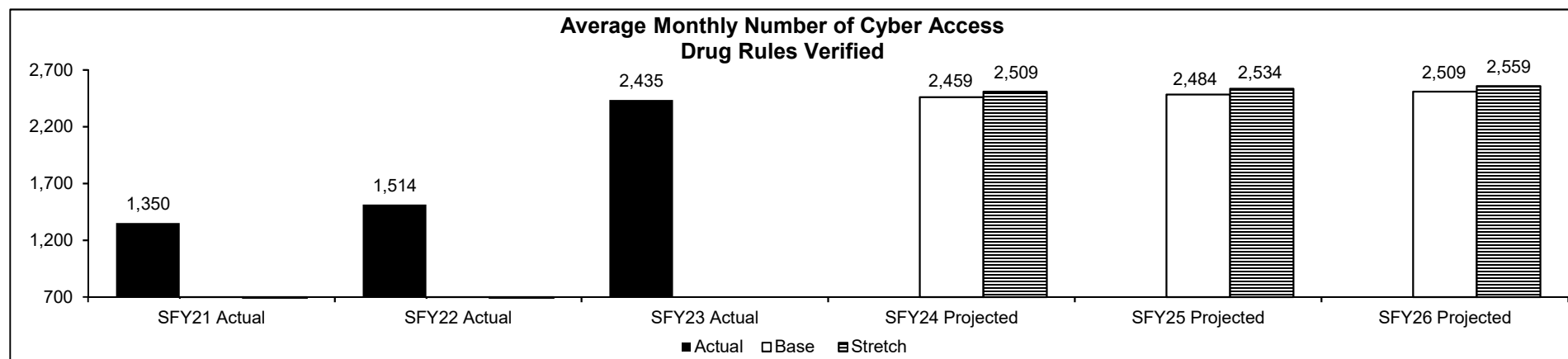
HB Section(s): 11.605

Program Name: Clinical Services Program Management

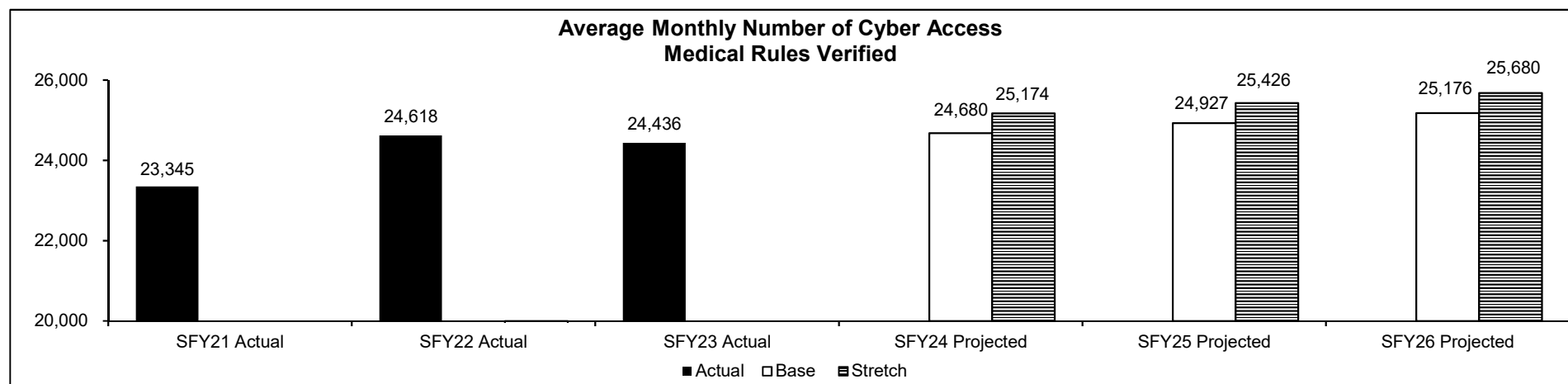
Program is found in the following core budget(s): Clinical Services Program Management

2b. Provide a measure of the program's quality.

CyberAccess Provider Outreach Representatives continue to do provider outreach, expressing the importance of utilizing CyberAccess when verifying drug and medical rules.



Note: SFY23 numbers are higher due to the Public Health Emergency (PHE) and the addition of the Adult Expansion Group.



Note: SFY22 numbers are higher due to the PHE.

PROGRAM DESCRIPTION

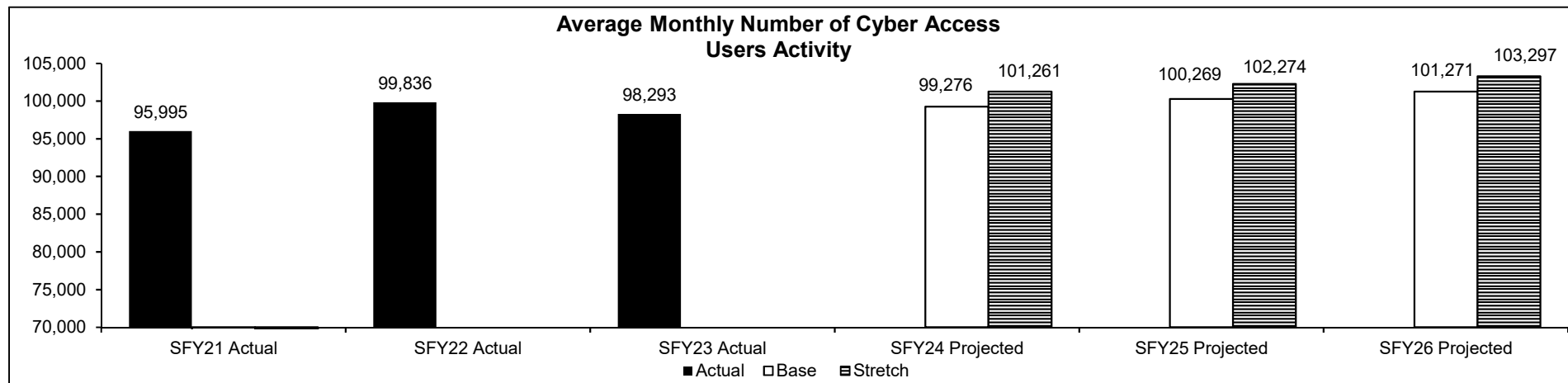
Department: Social Services

HB Section(s): 11.605

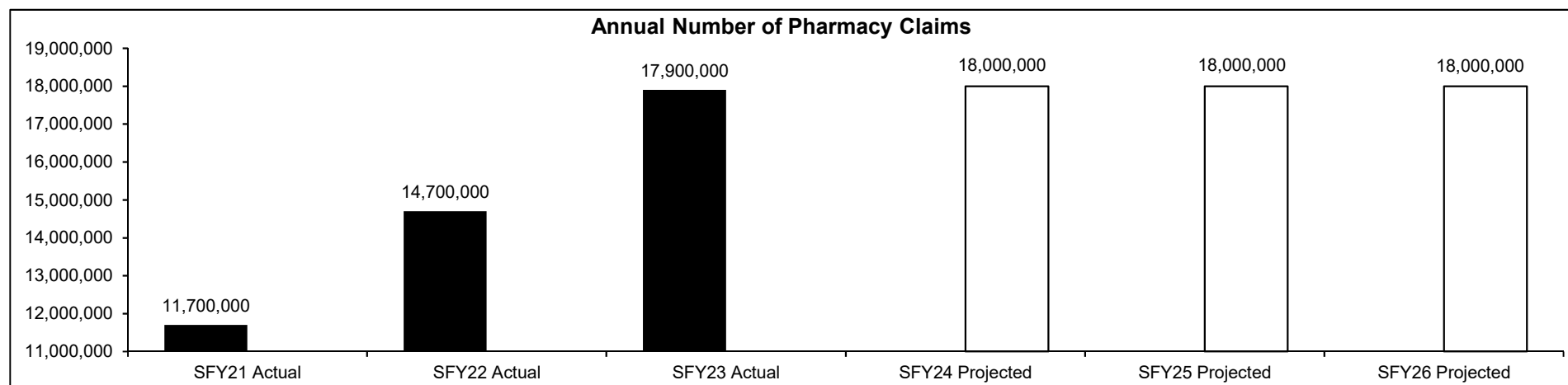
Program Name: Clinical Services Program Management

Program is found in the following core budget(s): Clinical Services Program Management

2c. Provide a measure of the program's impact.



2d. Provide a measure of the program's efficiency.



Note 1: SFY22 numbers are higher due to the Public Health Emergency (PHE).

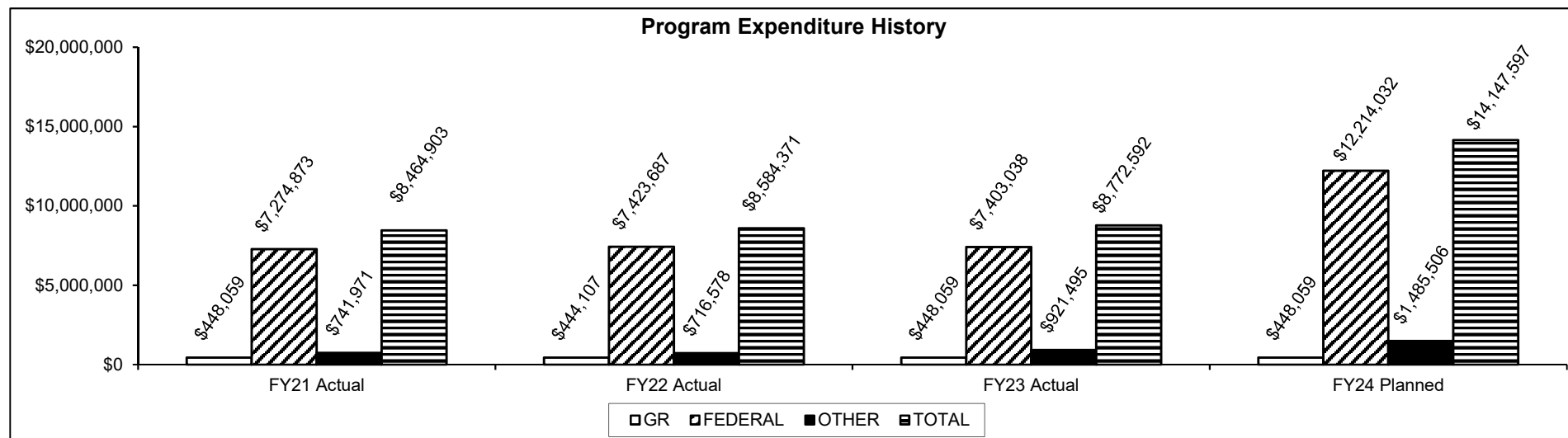
Note 2: SFY23 numbers are higher due to the PHE and the addition of the Adult Expansion Group.

PROGRAM DESCRIPTION

Department: Social Services
 Program Name: Clinical Services Program Management
 Program is found in the following core budget(s): Clinical Services Program Management

HB Section(s): 11.605

3. Provide actual expenditures for the prior three fiscal years; planned expenditures for the current fiscal year. (Note: Amounts do not include fringe benefit costs.)



Planned FY24 expenditures are net of reverted.

4. What are the sources of the "Other " funds?

Pharmacy Rebate Fund (0114), Third Party Liability Fund (0120), and Missouri Rx Plan Fund (0779)

5. What is the authorization for this program, i.e., federal or state statute, etc.? (Include the federal program number, if applicable.)

State statute: Section 208.201, RSMo. Federal law: Social Security Act Section 1902(a)(4). Federal Regulations: 42 CFR, Part 432.

6. Are there federal matching requirements? If yes, please explain.

Generally, MO HealthNet administrative expenditures have a 50% match. The Clinical Management Services for Pharmacy and Prior Authorization expenditures have a 75% match.

7. Is this a federally mandated program? If yes, please explain.

Yes. Section 1902 (a) (4) of the Social Security Act requires such methods of administration as necessary for the proper and efficient administration of the Medicaid State Plan.

Core – MO HealthNet Transformation

CORE DECISION ITEM

Department: Social Services
Division: MO HealthNet
Core: MHD Transformation

Budget Unit: 90519C
HB Section: 11.610

1. CORE FINANCIAL SUMMARY

	FY 2025 Budget Request			
	GR	Federal	Other	Total
PS	0	0	0	0
EE	2,537,912	6,786,772	0	9,324,684
PSD	0	0	0	0
TRF	0	0	0	0
Total	2,537,912	6,786,772	0	9,324,684

	FY 2025 Governor's Recommendation			
	GR	Federal	Other	Total
PS	0	0	0	0
EE	0	0	0	0
PSD	0	0	0	0
TRF	0	0	0	0
Total	0	0	0	0

FTE **0.00** **0.00** **0.00** **0.00**

FTE **0.00** **0.00** **0.00** **0.00**

<i>Est. Fringe</i>	0	0	0	0
--------------------	---	---	---	---

<i>Est. Fringe</i>	0	0	0	0
--------------------	---	---	---	---

Note: Fringes budgeted in House Bill 5 except for certain fringes budgeted directly to MoDOT, Highway Patrol, and Conservation.

Note: Fringes budgeted in House Bill 5 except for certain fringes budgeted directly to MoDOT, Highway Patrol, and Conservation.

Other Funds: N/A

Other Funds: N/A

2. CORE DESCRIPTION

The MHD Transformation program is a combination of initiatives the MO HealthNet Division (MHD) is in the process of implementing, with the goal of transforming Medicaid. Missouri's Medicaid program is an important safety net for Missouri's most vulnerable populations, providing health care and support for nearly one million Missourians. Analysis of historical trends indicates that the financial sustainability of Missouri's Medicaid program is currently under pressure. Significant changes in the structure and performance of Missouri's Medicaid program would be necessary to bring Medicaid spending growth in line with projected economic growth for the state. The initiatives are wide-ranging, including operational improvements to bring the program up to date with common practices among other state Medicaid programs, as well as best practices and more transformational changes.

3. PROGRAM LISTING (list programs included in this core funding)

MHD Transformation

CORE DECISION ITEM

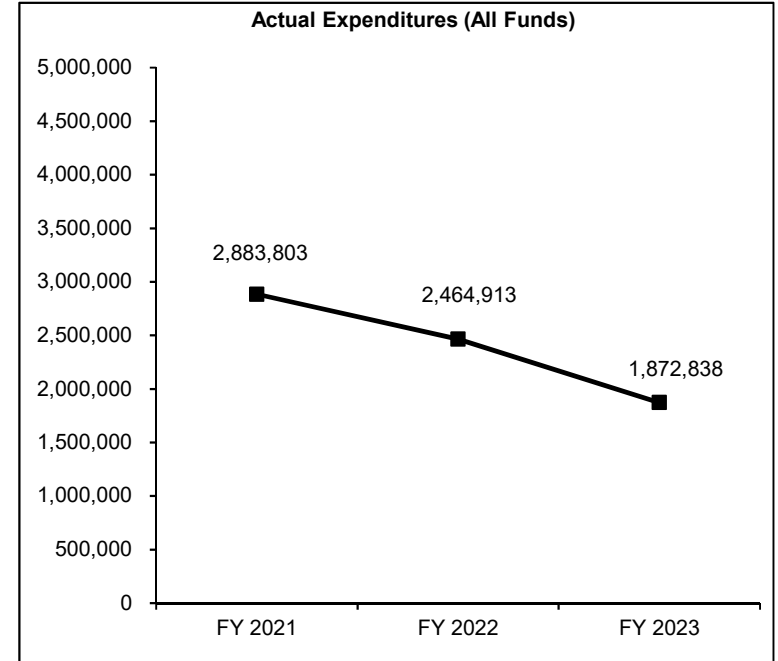
Department: Social Services
Division: MO HealthNet
Core: MHD Transformation

Budget Unit: 90519C

HB Section: 11.610

4. FINANCIAL HISTORY

	FY 2021 Actual	FY 2022 Actual	FY 2023 Actual	FY 2024 Current Yr.
Appropriation (All Funds)	33,989,776	33,994,576	34,026,516	11,026,516
Less Reverted (All Funds)	(191,113)	(191,186)	(191,665)	(101,665)
Less Restricted (All Funds)	0	0	0	0
Budget Authority (All Funds)	33,798,663	33,803,390	33,834,851	10,924,851
Actual Expenditures (All Funds)	2,883,803	2,464,913	1,872,838	N/A
Unexpended (All Funds)	30,914,860	31,338,477	31,962,013	N/A
Unexpended, by Fund:				
General Revenue	4,740,895	4,948,304	5,262,177	N/A
Federal	26,173,965	26,390,173	26,699,836	N/A
Other	0	0	0	N/A
		(1)	(2)	



*Current Year restricted amount is as of 9/01/2023.

Reverted includes statutory reserve amounts (when applicable).

Restricted includes Governor's expenditure restrictions which remained at the end of the fiscal year.

- NOTES:**
- (1)** FY22 - Pay Plans funded (\$31,940).
 - (2)** FY23 - New Decision Items Pay Plan FY22 CTC (\$2,400 GR; \$2,400 Fed) and Pay Plan (\$13,570 GR; \$13,570 Fed) were funded.

CORE RECONCILIATION DETAIL

**DEPARTMENT OF SOCIAL SERVICES
MHD TRANSFORMATION**

5. CORE RECONCILIATION DETAIL

				Budget Class	FTE	GR	Federal	Other	Total	Explanation
TAFP AFTER VETOES										
				PS	6.00	258,370	258,370	0	516,740	
				EE	0.00	3,130,458	7,379,318	0	10,509,776	
				Total	6.00	3,388,828	7,637,688	0	11,026,516	
DEPARTMENT CORE ADJUSTMENTS										
Core Reallocation	413	5503		PS	(3.00)	(258,370)	0	0	(258,370)	Core reallocation to MHD Admin due to on-going costs.
Core Reallocation	413	5507		PS	(3.00)	0	(258,370)	0	(258,370)	Core reallocation to MHD Admin due to on-going costs.
Core Reallocation	415	5506		EE	0.00	(592,546)	0	0	(592,546)	Core reallocation to MHD Admin due to on-going costs.
Core Reallocation	415	5510		EE	0.00	0	(592,546)	0	(592,546)	Core reallocation to MHD Admin due to on-going costs.
				NET DEPARTMENT CHANGES	(6.00)	(850,916)	(850,916)	0	(1,701,832)	
DEPARTMENT CORE REQUEST										
				PS	0.00	0	0	0	0	
				EE	0.00	2,537,912	6,786,772	0	9,324,684	
				Total	0.00	2,537,912	6,786,772	0	9,324,684	
GOVERNOR'S RECOMMENDED CORE										
				PS	0.00	0	0	0	0	
				EE	0.00	2,537,912	6,786,772	0	9,324,684	
				Total	0.00	2,537,912	6,786,772	0	9,324,684	

DECISION ITEM SUMMARY

Budget Unit									
Decision Item	FY 2023	FY 2023	FY 2024	FY 2024	FY 2025	FY 2025	*****	*****	
Budget Object Summary	ACTUAL	ACTUAL	BUDGET	BUDGET	DEPT REQ	DEPT REQ	SECURED	SECURED	
Fund	DOLLAR	FTE	DOLLAR	FTE	DOLLAR	FTE	COLUMN	COLUMN	
MHD TRANSFORMATION									
CORE									
PERSONAL SERVICES									
GENERAL REVENUE	208,326	1.73	258,370	3.00	0	0.00	0	0.00	
DEPT OF SOC SERV FEDERAL & OTH	211,192	1.76	258,370	3.00	0	0.00	0	0.00	
TOTAL - PS	419,518	3.49	516,740	6.00	0	0.00	0	0.00	
EXPENSE & EQUIPMENT									
GENERAL REVENUE	726,660	0.00	3,130,458	0.00	2,537,912	0.00	0	0.00	
DEPT OF SOC SERV FEDERAL & OTH	726,660	0.00	7,379,318	0.00	6,786,772	0.00	0	0.00	
TOTAL - EE	1,453,320	0.00	10,509,776	0.00	9,324,684	0.00	0	0.00	
TOTAL	1,872,838	3.49	11,026,516	6.00	9,324,684	0.00	0	0.00	
GRAND TOTAL	\$1,872,838	3.49	\$11,026,516	6.00	\$9,324,684	0.00	\$0	0.00	

DECISION ITEM DETAIL

Budget Unit	FY 2023	FY 2023	FY 2024	FY 2024	FY 2025	FY 2025	*****	*****
Decision Item	ACTUAL	ACTUAL	BUDGET	BUDGET	DEPT REQ	DEPT REQ	SECURED	SECURED
Budget Object Class	DOLLAR	FTE	DOLLAR	FTE	DOLLAR	FTE	COLUMN	COLUMN
MHD TRANSFORMATION								
CORE								
SPECIAL ASST PROFESSIONAL	419,518	3.49	291,364	2.00	0	0.00	0	0.00
PROGRAM COORDINATOR	0	0.00	225,376	4.00	0	0.00	0	0.00
TOTAL - PS	419,518	3.49	516,740	6.00	0	0.00	0	0.00
TRAVEL, IN-STATE	304	0.00	14,000	0.00	0	0.00	0	0.00
TRAVEL, OUT-OF-STATE	0	0.00	4,000	0.00	0	0.00	0	0.00
SUPPLIES	136	0.00	3,168	0.00	0	0.00	0	0.00
PROFESSIONAL DEVELOPMENT	0	0.00	1,842	0.00	0	0.00	0	0.00
COMMUNICATION SERV & SUPP	0	0.00	978	0.00	0	0.00	0	0.00
PROFESSIONAL SERVICES	1,452,328	0.00	10,485,784	0.00	9,324,684	0.00	0	0.00
OTHER EQUIPMENT	552	0.00	0	0.00	0	0.00	0	0.00
EQUIPMENT RENTALS & LEASES	0	0.00	2	0.00	0	0.00	0	0.00
MISCELLANEOUS EXPENSES	0	0.00	2	0.00	0	0.00	0	0.00
TOTAL - EE	1,453,320	0.00	10,509,776	0.00	9,324,684	0.00	0	0.00
GRAND TOTAL	\$1,872,838	3.49	\$11,026,516	6.00	\$9,324,684	0.00	\$0	0.00
GENERAL REVENUE	\$934,986	1.73	\$3,388,828	3.00	\$2,537,912	0.00		0.00
FEDERAL FUNDS	\$937,852	1.76	\$7,637,688	3.00	\$6,786,772	0.00		0.00
OTHER FUNDS	\$0	0.00	\$0	0.00	\$0	0.00		0.00

PROGRAM DESCRIPTION

Department: Social Services

HB Section(s): 11.610

Program Name: MHD Transformation

Program is found in the following core budget(s): MHD Transformation

1a. What strategic priority does this program address?

Transform Medicaid to ensure healthy, safe, and productive lives.

1b. What does this program do?

The MO HealthNet Division (MHD) Transformation program is a combination of initiatives with the goal of transforming Missouri Medicaid. Missouri's Medicaid program is an important safety net for Missouri's most vulnerable populations, providing health care and support for many Missourians. Missouri Medicaid's delivery system, payment methodologies, and information systems are outdated in many respects compared to other states. Significant changes in the structure and performance of Missouri's Medicaid program will be necessary to bring Medicaid spending growth in line with projected economic growth for the state.

The initiatives are wide-ranging, and include operational improvements to bring the program up to date with common practices among other state Medicaid programs, as well as best practices and more transformational changes. The Transformation Office was an integral part in handling the public health emergency effort related to the COVID-19 pandemic. This office developed data analytics which were utilized to make policy decisions to ensure disruption to Missouri's Medicaid program remained at a minimal level.

Transformation goals:

- Bring Medicaid spending growth in line with the rate of growth for Missouri
- Ensure access to healthcare services to meet the needs of the most vulnerable populations
- Improve participant experience, healthcare outcomes, and increase independence
- Partner with providers to modernize care delivery systems
- Become a leader in the implementation of value based care in Medicaid

Transformation Initiatives Include:

- Implement meaningful policies to improve maternal and infant health outcomes in Missouri
- Implement the Transformation of Rural Community Health (ToRCH) pilot in six pilot locations to reduce ER visits while supporting rural hospital involvement in improving social determinants of health
- Institute a statewide Health Data Utility to coordinate all the state's health data assets
- Develop an RFP to procure a statewide social determinants of health closed-loop referral platform
- Launch Phase II of MO HealthNet's public-facing dashboard to continue our focus on transparency in Missouri's Medicaid program
- Leverage stakeholders to increase dual eligibility enrollment in Medicare to reduce cost to the Medicaid program
- Development of a Managed Care Contract Compliance Tool to monitor the performance of contracted managed care companies and increase accountability to contractual obligations
- Rebase of hospital and nursing facility rates, which introduced acuity payments and value based quality incentives
- Institute inpatient hospital reimbursement methodologies based on Diagnosis Related Groups and Value-Based Payments to improve health outcomes
- Implementation of significant provider rate increases
- Pharmacy program integrity measures to minimize fraud and abuse in prescribing practices
- Launch of an Enterprise Data Warehouse to improve data analytics capacity

PROGRAM DESCRIPTION

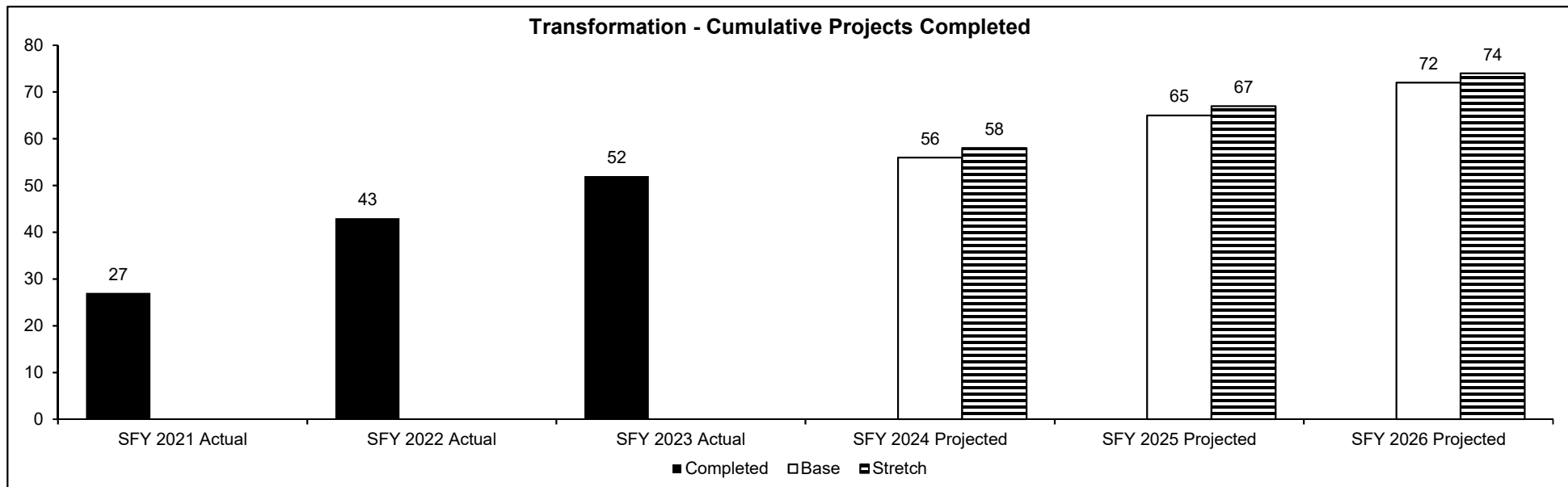
Department: Social Services

HB Section(s): 11.610

Program Name: MHD Transformation

Program is found in the following core budget(s): MHD Transformation

2a. Provide an activity measure(s) for the program.



Note 1: The Transformation Office continues to identify opportunities for improvement within Missouri's Medicaid Program and initiates formalized projects to implement cost and efficiency savings to curb the rising cost of the program and improve health care outcomes for participants and enhance participant experience.

Note 2: In SFY 2023, Missouri's Medicaid program was able to fully experience the efforts of a rebased hospital payment methodology which focuses on acuity, stop-loss, private psychiatric facilities, and refocused graduated medical education payments. Prior to this implementation, hospital per diem rates for most hospitals were based on 1995 cost reports trended through 2001. Most hospitals had not received a per diem increase since SFY 2001. Work has already begun in SFY 2024 to begin planning for the transition of hospital payments towards diagnosis related groups (DRGs). This will be a multi-year project.

Note 3: SFY 2023 also introduced a division-wide effort that will continue throughout SFY 2024 to improve maternal and infant health within the Medicaid population. Missouri has historically low rates in maternal and infant health outcomes, especially within maternal morbidity and the Black or African American non-Hispanic population. A large scale transformational effort is well underway to address these outcomes through better policies and payment mechanisms which are intended to usher Missouri into the forefront of states having positive outcomes for moms and babies.

Note 4: Every effort is made to strategically plan and implement Transformation projects in a way to minimize disruption of everyday operations or overload the limited MHD workforce. The Transformation Office eliminates as much of this burden as possible by conducting all pre-project preparations and bring stakeholders together to maximize the time of MHD resources.

PROGRAM DESCRIPTION

Department: Social Services

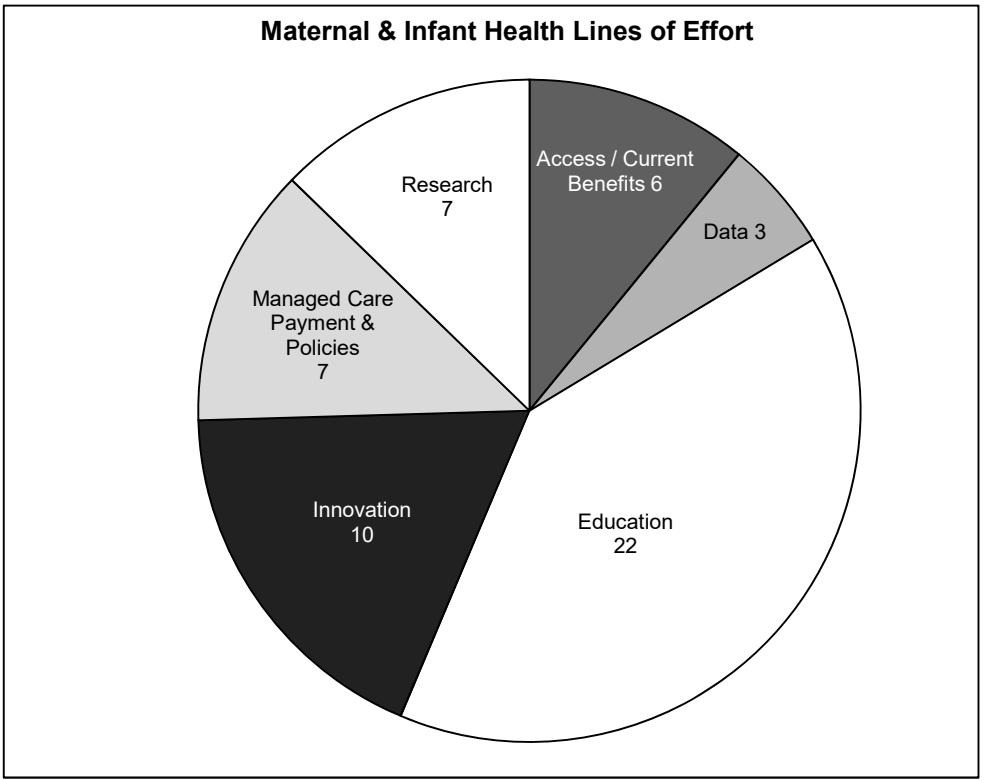
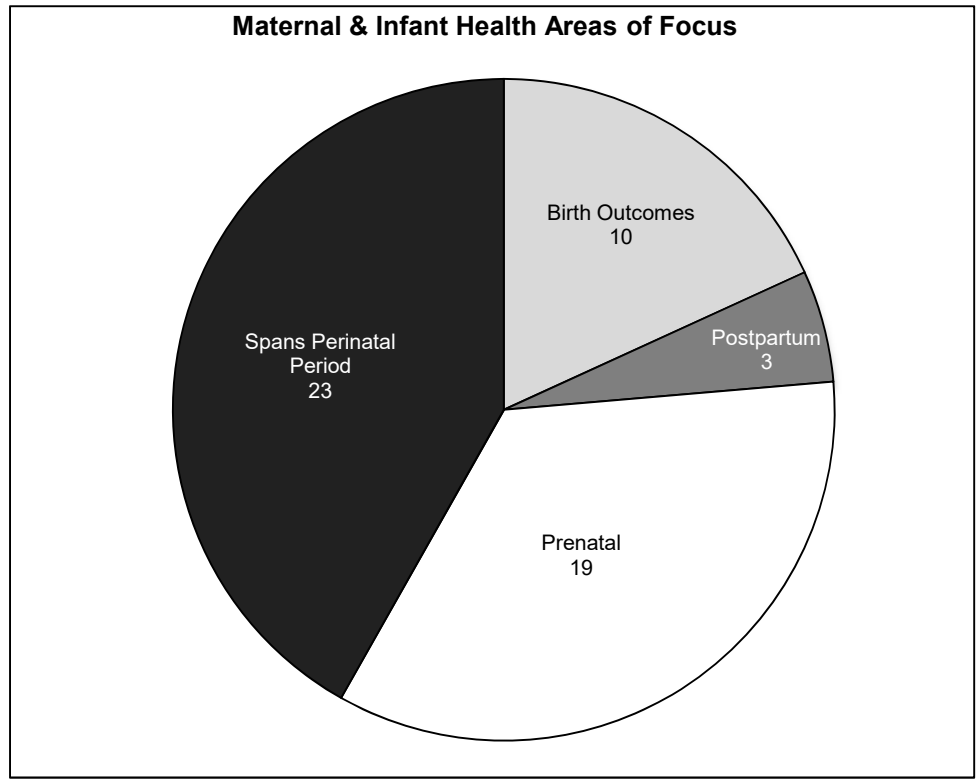
HB Section(s): 11.610

Program Name: MHD Transformation

Program is found in the following core budget(s): MHD Transformation

2b. Provide a measure(s) of the program's quality.

A large transformational effort has launched to improve maternal and infant health outcomes. In order to make impactful improvements, quality decisions and policies must be implemented. Four separate areas of focus and six lines of effort have been identified to ensure quality improvements are made to improve Missouri's ranking in maternal and infant health outcomes. The charts below indicate the volume of specific initiatives associated with each in terms of the number of projects for each outcome.



PROGRAM DESCRIPTION

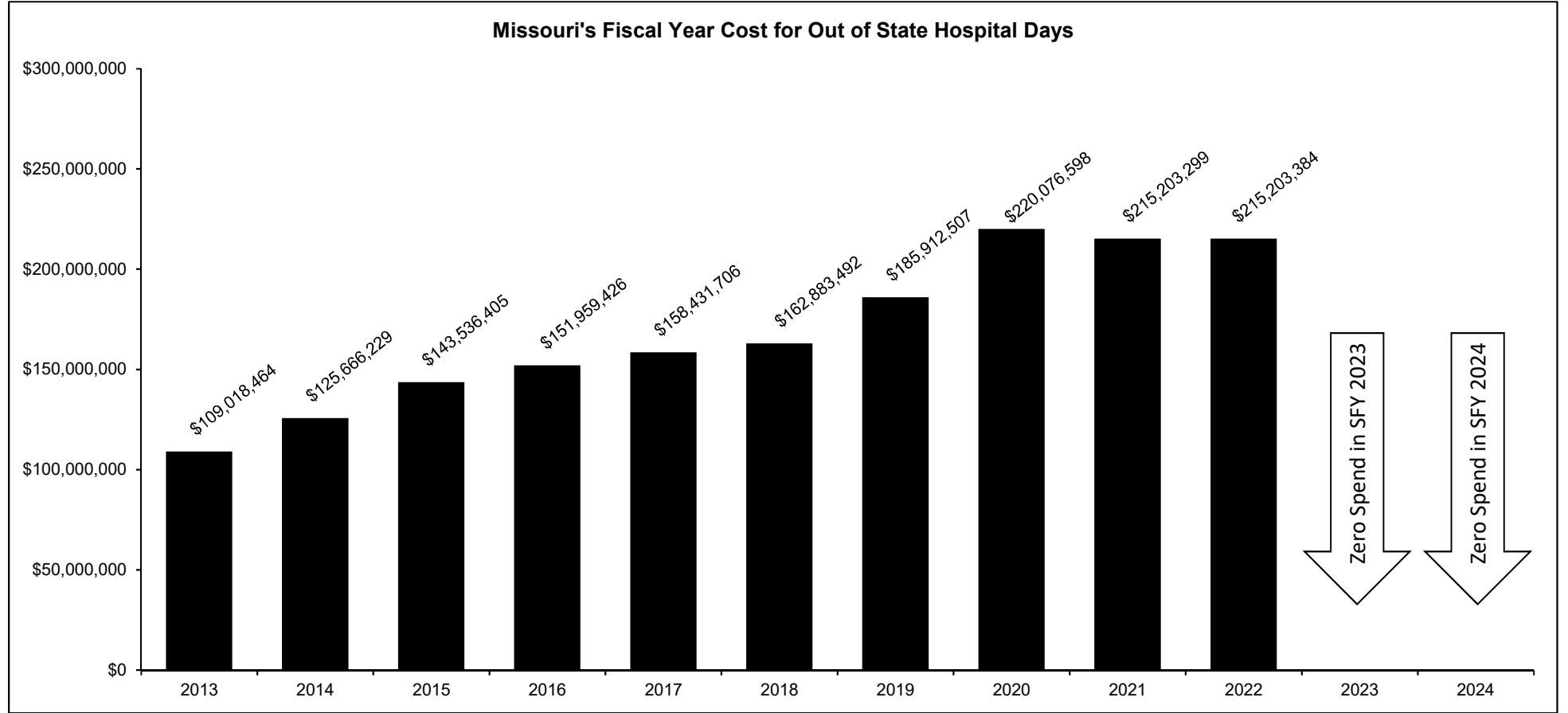
Department: Social Services

HB Section(s): 11.610

Program Name: MHD Transformation

Program is found in the following core budget(s): MHD Transformation

2c. Provide a measure(s) of the program's impact.



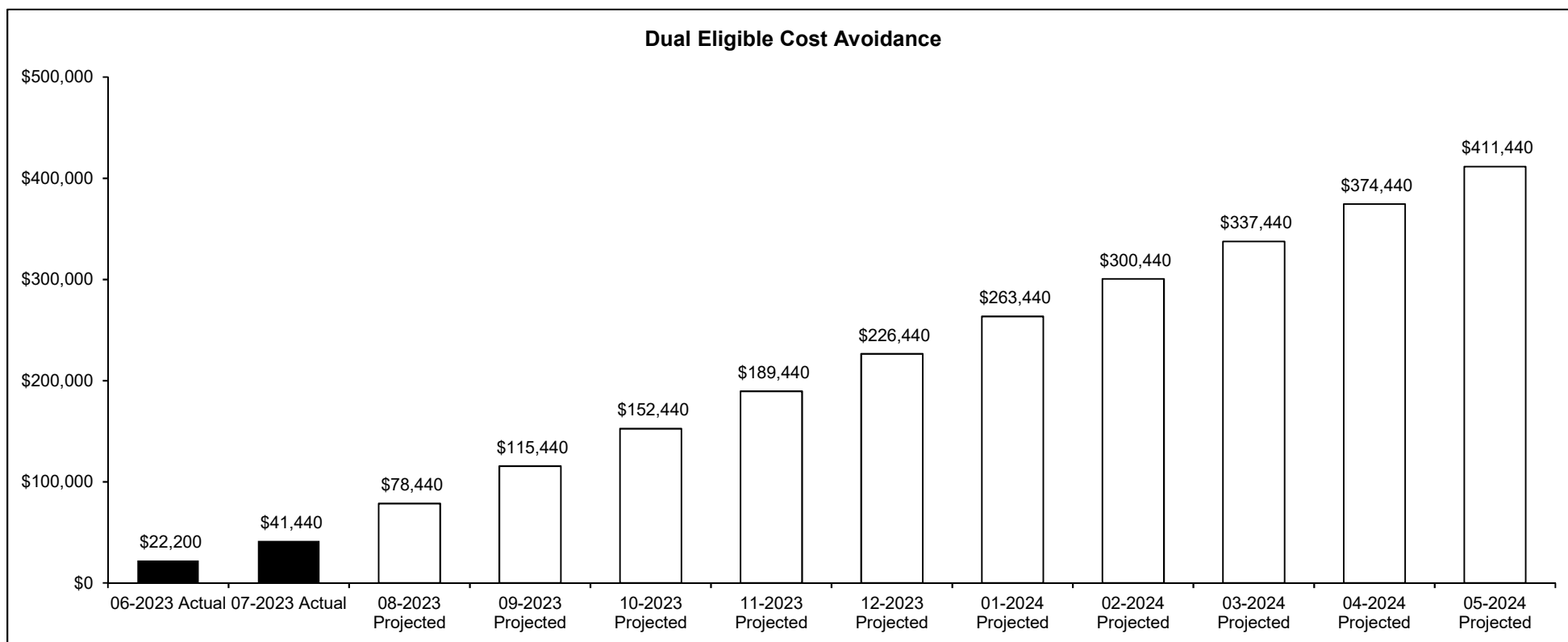
Note: Beginning July 1, 2022, MO HealthNet implemented a rebasing effort for Missouri hospital payments. This effort eliminated payments attributed to out of state Medicaid recipients. This decades-old funding stream had ballooned to over \$200M annually. By rebasing hospital rates, MO HealthNet can now redistribute these funds to provide services for Missouri Medicaid participants and have a more meaningful impact on the health of Missourians, rather than fund services for Medicaid enrollees residing in other states.

PROGRAM DESCRIPTION

Department: Social Services
Program Name: MHD Transformation

HB Section(s): 11.610

Program is found in the following core budget(s): MHD Transformation



Note 1: In SFY 2023 the Office of Transformation discovered over 92,000 Medicaid participants were also eligible for Medicare but not enrolled. An effort was undertaken to reach out to this population and assist them with Medicare enrollment, while maintaining their Medicaid coverage. With Medicaid being a payer of last resort, a monthly savings of approximately \$740 could be realized per participant if they became enrolled in Medicare.

Note 2: The initial pilot included sending a letter to every participant identified (92,185 letters sent for a cost of \$95,050) and connecting them to a non-profit (MO SHIP), which is an existing contractor with the State of Missouri that assists Missourians with Medicare enrollment. This pilot proved to be overwhelming for MO SHIP, however, 2,405 Medicaid participants now show a Medicare enrollment resulting in nearly \$1.8M in monthly cost avoidance to the Medicaid program.

Note 3: The annual cost avoidance is estimated at over \$21M. The Office of Transformation has recently operationalized this program to send small batches (1,000) of letters each month. While uptake has been slow, we anticipate this process continuing to be successful. The first two months have resulted in an monthly cost avoidance of over \$63,000.

PROGRAM DESCRIPTION

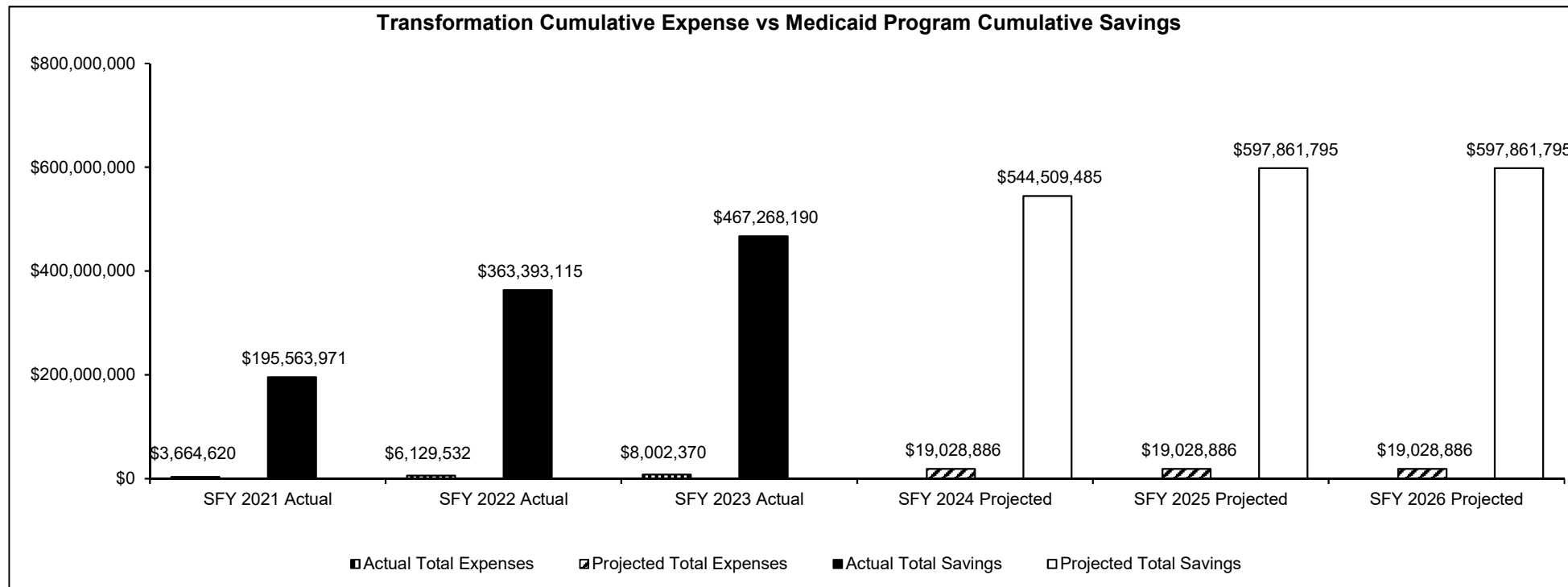
Department: Social Services

HB Section(s): 11.610

Program Name: MHD Transformation

Program is found in the following core budget(s): MHD Transformation

2d. Provide a measure(s) of the program's efficiency.



Note: The above chart depicts the total spend of the Transformation Office compared to the projected savings of the initiatives that are completed, in flight or on deck. Savings will continue to grow as future initiatives progress. Every \$1 spent on Medicaid Transformation through SFY 2023 has resulted in \$57.29 in savings in the Medicaid expenditures.

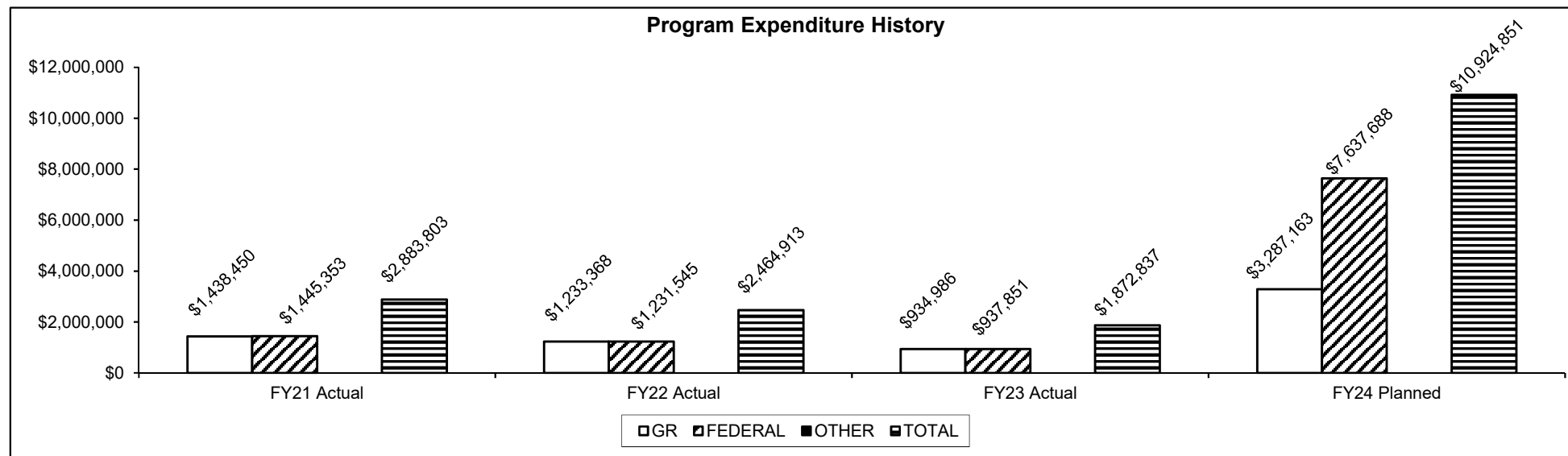
PROGRAM DESCRIPTION

Department: Social Services
 Program Name: MHD Transformation

HB Section(s): 11.610

Program is found in the following core budget(s): MHD Transformation

3. Provide actual expenditures for the prior three fiscal years and planned expenditures for the current fiscal year. (Note: Amounts do not include fringe benefit costs.)



Planned FY24 expenditures are net of reverted.

4. What are the sources of the "Other " funds?

N/A

5. What is the authorization for this program, i.e., federal or state statute, etc.? (Include the federal program number, if applicable.)

N/A

6. Are there federal matching requirements? If yes, please explain.

Expenditures are allocated in accordance with the methodology outlined in the department's cost allocation plan and charged to corresponding grants or identified and claimed as maintenance of effort as appropriate. A majority of the grants have a federal matching requirement.

7. Is this a federally mandated program? If yes, please explain.

No.

Core – TPL Contracts

CORE DECISION ITEM

Department: Social Services
 Division: MO HealthNet
 Core: Third Party Liability (TPL) Contracts

Budget Unit: 90515C

HB Section: 11.615

1. CORE FINANCIAL SUMMARY

	FY 2025 Budget Request			
	GR	Federal	Other	Total
PS	0	0	0	0
EE	0	4,250,000	4,250,000	8,500,000
PSD	0	0	0	0
TRF	0	0	0	0
Total	0	4,250,000	4,250,000	8,500,000
FTE	0.00	0.00	0.00	0.00

	FY 2025 Governor's Recommendation			
	GR	Federal	Other	Total
PS	0	0	0	0
EE	0	0	0	0
PSD	0	0	0	0
TRF	0	0	0	0
Total	0	0	0	0
FTE	0.00	0.00	0.00	0.00

<i>Est. Fringe</i>	0	0	0	0
--------------------	---	---	---	---

Note: Fringes budgeted in House Bill 5 except for certain fringes budgeted directly to MoDOT, Highway Patrol, and Conservation.

<i>Est. Fringe</i>	0	0	0	0
--------------------	---	---	---	---

Note: Fringes budgeted in House Bill 5 except for certain fringes budgeted directly to MoDOT, Highway Patrol, and Conservation.

Other Funds: Third Party Liability Collections Fund (TPL) (0120) - \$4,250,000

Other Funds:

2. CORE DESCRIPTION

This item funds contracted third party liability (TPL) recovery activities. TPL functions are performed by agency staff in the MO HealthNet Division TPL Unit and by a contractor. This core appropriation represents expense and equipment funding which is used to make payments to the contractor who works with the agency on TPL recovery activities.

3. PROGRAM LISTING (list programs included in this core funding)

Third Party Liability Contracts

CORE DECISION ITEM

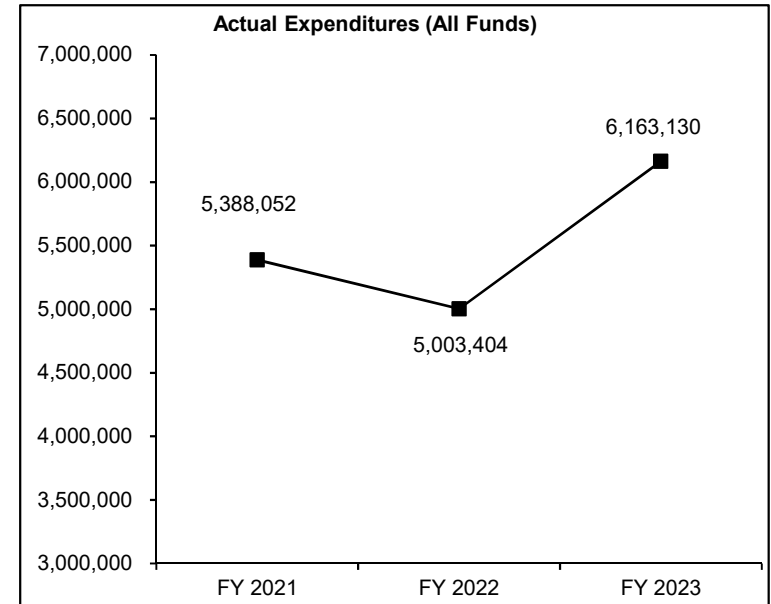
Department: Social Services
Division: MO HealthNet
Core: Third Party Liability (TPL) Contracts

Budget Unit: 90515C

HB Section: 11.615

4. FINANCIAL HISTORY

	FY 2021 Actual	FY 2022 Actual	FY 2023 Actual	FY 2024 Current Yr.
Appropriation (All Funds)	8,500,000	8,500,000	8,500,000	8,500,000
Less Reverted (All Funds)	0	0	0	0
Less Restricted (All Funds)	0	0	0	0
Budget Authority (All Funds)	<u>8,500,000</u>	<u>8,500,000</u>	<u>8,500,000</u>	<u>8,500,000</u>
Actual Expenditures (All Funds)	<u>5,388,052</u>	<u>5,003,404</u>	<u>6,163,130</u>	N/A
Unexpended (All Funds)	<u><u>3,111,948</u></u>	<u><u>3,496,596</u></u>	<u><u>2,336,870</u></u>	N/A
Unexpended, by Fund:				
General Revenue	0	0	0	N/A
Federal	1,555,974	1,748,298	168,435	N/A
Other	1,555,974	1,748,298	168,435	N/A



*Current Year restricted amount is as of 9/01/2023.

Reverted includes statutory reserve amounts (when applicable).

Restricted includes Governor's expenditure restrictions which remained at the end of the fiscal year.

NOTES:

CORE RECONCILIATION DETAIL

**DEPARTMENT OF SOCIAL SERVICES
TPL CONTRACTS**

5. CORE RECONCILIATION DETAIL

	Budget Class	FTE	GR	Federal	Other	Total	Explanation
TAFP AFTER VETOES							
	EE	0.00	0	4,250,000	4,250,000	8,500,000	
	Total	0.00	0	4,250,000	4,250,000	8,500,000	
DEPARTMENT CORE REQUEST							
	EE	0.00	0	4,250,000	4,250,000	8,500,000	
	Total	0.00	0	4,250,000	4,250,000	8,500,000	
GOVERNOR'S RECOMMENDED CORE							
	EE	0.00	0	4,250,000	4,250,000	8,500,000	
	Total	0.00	0	4,250,000	4,250,000	8,500,000	

DECISION ITEM SUMMARY

Budget Unit								
Decision Item	FY 2023	FY 2023	FY 2024	FY 2024	FY 2025	FY 2025	*****	*****
Budget Object Summary	ACTUAL	ACTUAL	BUDGET	BUDGET	DEPT REQ	DEPT REQ	SECURED	SECURED
Fund	DOLLAR	FTE	DOLLAR	FTE	DOLLAR	FTE	COLUMN	COLUMN
TPL CONTRACTS								
CORE								
EXPENSE & EQUIPMENT								
DEPT OF SOC SERV FEDERAL & OTH	3,081,565	0.00	4,250,000	0.00	4,250,000	0.00	0	0.00
THIRD PARTY LIABILITY COLLECT	3,081,565	0.00	4,250,000	0.00	4,250,000	0.00	0	0.00
TOTAL - EE	6,163,130	0.00	8,500,000	0.00	8,500,000	0.00	0	0.00
TOTAL	6,163,130	0.00	8,500,000	0.00	8,500,000	0.00	0	0.00
GRAND TOTAL	\$6,163,130	0.00	\$8,500,000	0.00	\$8,500,000	0.00	\$0	0.00

DECISION ITEM DETAIL

Budget Unit	FY 2023	FY 2023	FY 2024	FY 2024	FY 2025	FY 2025	*****	*****
Decision Item	ACTUAL	ACTUAL	BUDGET	BUDGET	DEPT REQ	DEPT REQ	SECURED	SECURED
Budget Object Class	DOLLAR	FTE	DOLLAR	FTE	DOLLAR	FTE	COLUMN	COLUMN
TPL CONTRACTS								
CORE								
PROFESSIONAL SERVICES	6,163,130	0.00	8,500,000	0.00	8,500,000	0.00	0	0.00
TOTAL - EE	6,163,130	0.00	8,500,000	0.00	8,500,000	0.00	0	0.00
GRAND TOTAL	\$6,163,130	0.00	\$8,500,000	0.00	\$8,500,000	0.00	\$0	0.00
GENERAL REVENUE	\$0	0.00	\$0	0.00	\$0	0.00		0.00
FEDERAL FUNDS	\$3,081,565	0.00	\$4,250,000	0.00	\$4,250,000	0.00		0.00
OTHER FUNDS	\$3,081,565	0.00	\$4,250,000	0.00	\$4,250,000	0.00		0.00

PROGRAM DESCRIPTION

Department: Social Services

HB Section(s): 11.615

Program Name: Third Party Liability (TPL) Contracts

Program is found in the following core budget(s): Third Party Liability (TPL) Contracts

1a. What strategic priority does this program address?

Reduce Medicaid overall costs

1b. What does this program do?

The TPL program utilizes a combination of contractor and state staff resources to research and identify potentially liable third party sources and then pursues those alternative payment methods. MO HealthNet is able to avoid and/or recover costs for medical services provided to the state's Medicaid population. While this appropriation only funds the TPL contractor, both contractor and state staff responsibilities are discussed below. Funding for the MO HealthNet TPL Unit are appropriated under MO HealthNet Administration. Even though some responsibilities are shared, the TPL Unit and the contractor each perform specific cost saving and recovery activities. The contractor focuses on bulk billings to insurance carriers and other third parties, and data matches to identify potential third parties.

The following list itemizes the activities performed by the contractor:

- Health insurance billing and follow-up
- Data matches and associated billing (Tricare, Missouri Consolidated Health Care Plan, and other insurance carriers such as Blue Cross Blue Shield, United Healthcare, and Aetna)
- Provide TPL information for state files
- Post accounts receivable data to the state A/R system
- Maintain insurance billing files

Program Objectives are to recover funds:

- From third-party sources when liability at the time of service had not yet been determined
- When the third-party source was not known at the time of MO HealthNet payment
- For services that are federally mandated to be paid and then pursued

Reimbursement Methodology

The TPL contract appropriation allows for payment to the contractor who works with the agency on TPL recovery and cost avoidance activities. The contractor is paid for its recovery services through a contingency contract rate for cash recoveries of 13.75%. There is also a "per member per month" (PMPM) rate of \$0.25 for cost avoidance services which is based on currently enrolled participants. Health plans in the MO HealthNet Managed Care program are responsible for the TPL activities related to plan enrollees.

PROGRAM DESCRIPTION

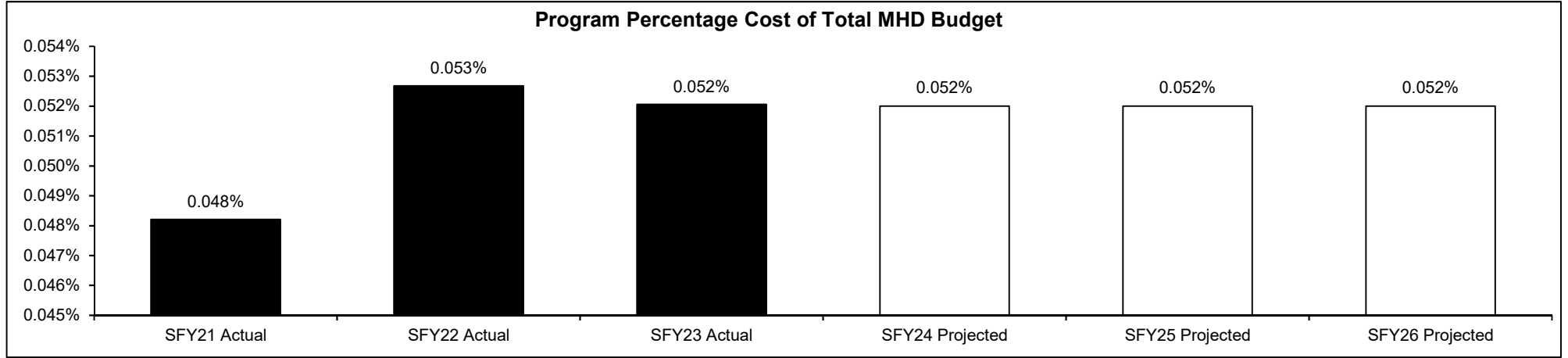
Department: Social Services

HB Section(s): 11.615

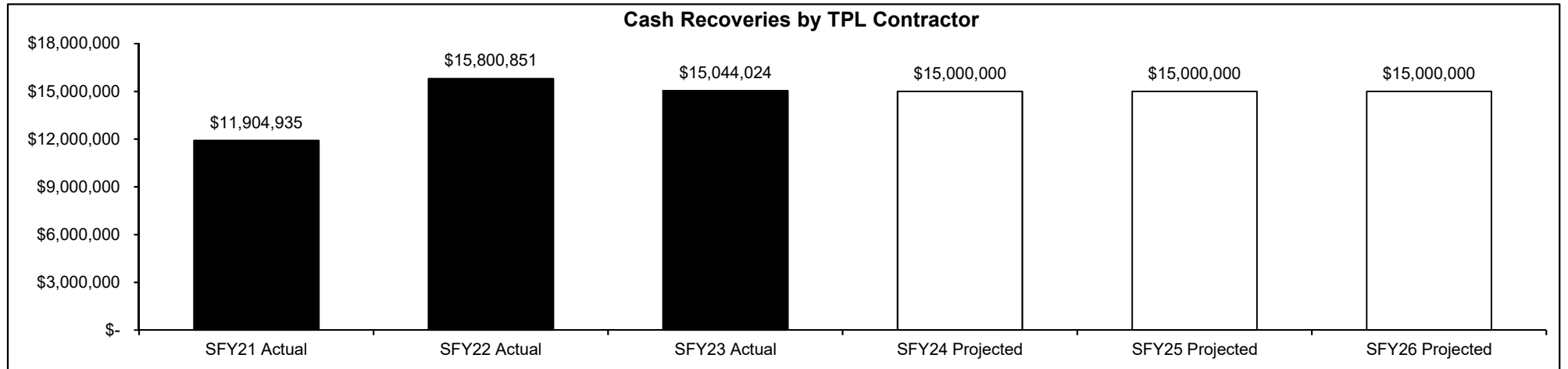
Program Name: Third Party Liability (TPL) Contracts

Program is found in the following core budget(s): Third Party Liability (TPL) Contracts

2a. Provide an activity measure for the program.



2b. Provide a measure of the program's quality.



Note: Decreased claims during the Public Health Emergency (PHE) accounts for the decreased recoveries seen in SFY21. We expect recoveries to decrease slightly in SFY24 and beyond as the number of participants decreases due to the end of the PHE.

PROGRAM DESCRIPTION

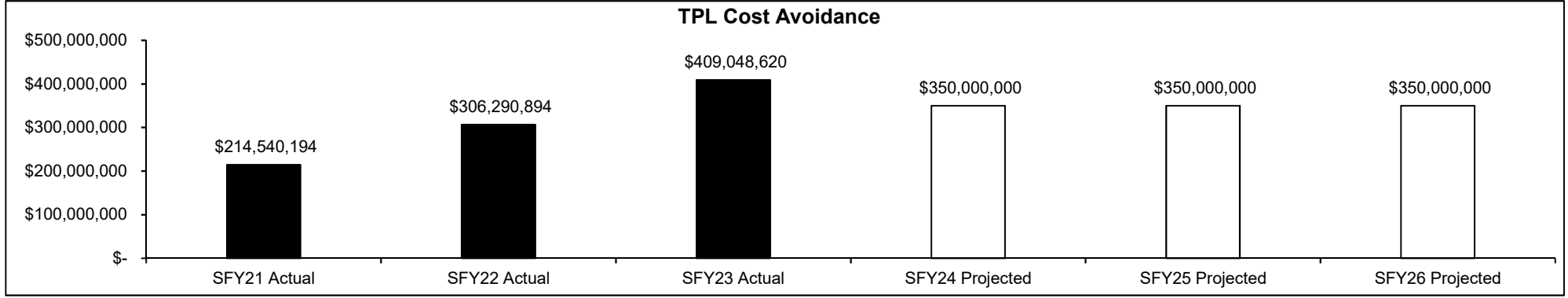
Department: Social Services

HB Section(s): 11.615

Program Name: Third Party Liability (TPL) Contracts

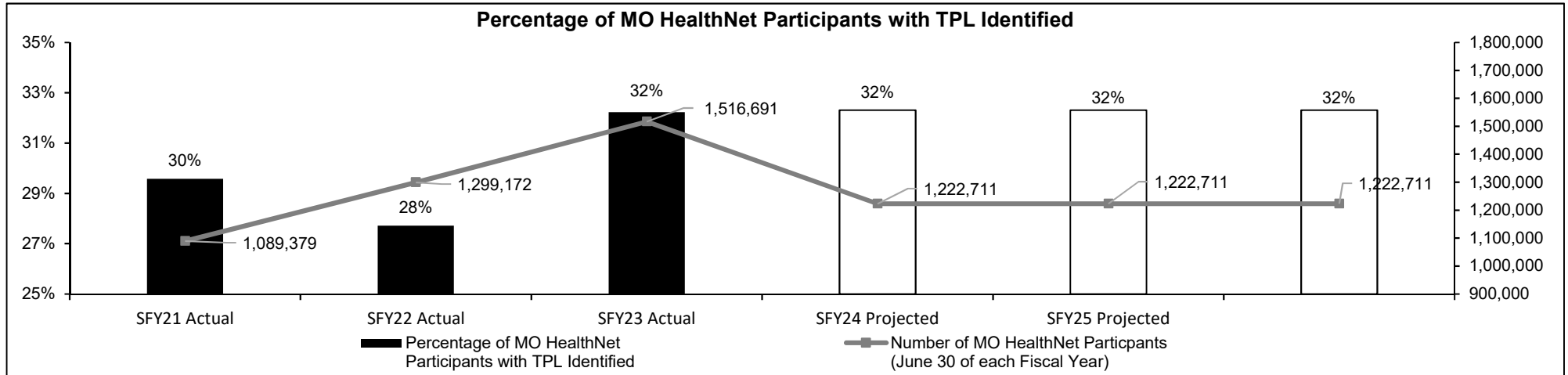
Program is found in the following core budget(s): Third Party Liability (TPL) Contracts

2c. Provide a measure of the program's impact.



Note: Identification of TPL policies allows MO HealthNet to pay secondary on claims for these participants. This allows us to avoid paying the majority of costs for these individuals. The increase in SFY22 and SFY23 was due to a combination of the higher number of participants because of the PHE and additional policy changes that increase recoveries. MHD expects the future recoveries to be higher than SFY21 and previous years, but lower than SFY23 because of fewer participants due to the PHE ending.

2d. Provide a measure(s) of the program's efficiency.



PROGRAM DESCRIPTION

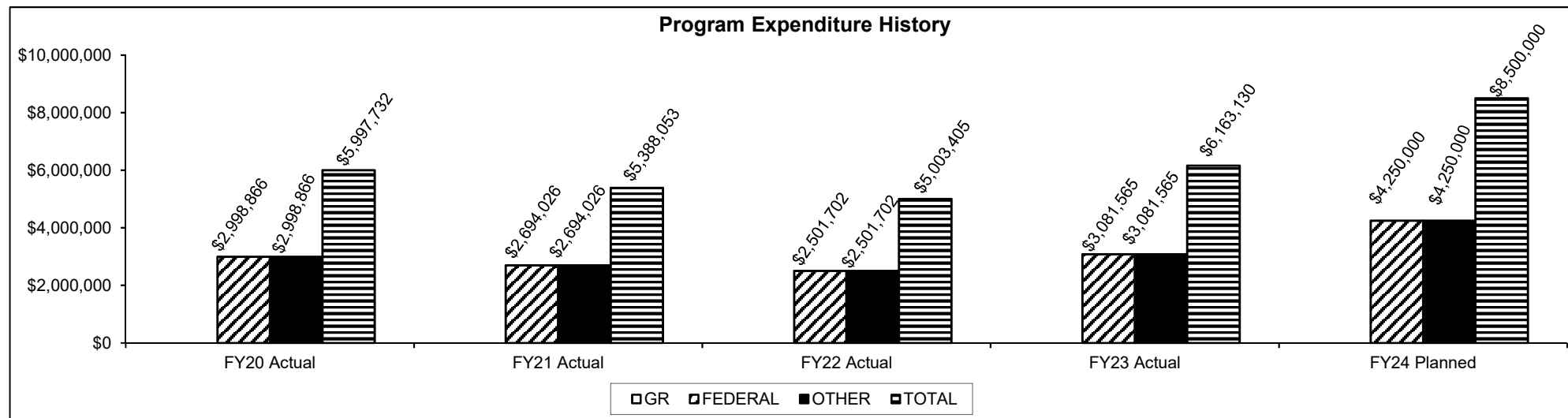
Department: Social Services

HB Section(s): 11.615

Program Name: Third Party Liability (TPL) Contracts

Program is found in the following core budget(s): Third Party Liability (TPL) Contracts

3. Provide actual expenditures for the prior three fiscal years; planned expenditures for the current fiscal year; and, when available, the Governor's recommended funding for the upcoming fiscal year. (Note: Amounts do not include fringe benefit costs.)



4. What are the sources of the "Other " funds?

Third Party Liability Collections Fund (0120)

5. What is the authorization for this program, i.e., federal or state statute, etc.? (Include the federal program number, if applicable.)

State statute: Sections 198.090, 208.101, 208.153, 208.166, 208.215, 473.398, and 473.399, RSMo. State regulation: 13 CSR 70-4.120 and 13 CSR 0-1.010. Federal law: Social Security Act, Section 1902, 1930, 1906, 1912, and 1917. Federal regulation: 42 CFR 433 Subpart D.

6. Are there federal matching requirements? If yes, please explain.

General Medicaid administrative expenditures require a 50% match.

7. Is this a federally mandated program? If yes, please explain.

By Federal Statute Sec. 1102 of the Social Security Act (42 U.S.C. 1302) and federal regulation, (42 CFR 433.138) - Identifying liable third parties, States are required to pursue all other available third party resources, who must meet their legal obligation to pay claims before the MO HealthNet program pays for the care of a participant. Missouri is required to take all reasonable measures to ascertain the legal liability of third parties to pay for care and services that are available under the Medicaid State Plan.

Core – Information Systems

CORE DECISION ITEM

Department: Social Services
Division: MO HealthNet
Core: Information Systems

Budget Unit: 90522C
HB Section: 11.620

1. CORE FINANCIAL SUMMARY

	FY 2025 Budget Request			
	GR	Federal	Other	Total
PS	0	0	0	0
EE	41,511,988	115,481,301	2,021,687	159,014,976
PSD	0	0	0	0
TRF	0	0	0	0
Total	41,511,988	115,481,301	2,021,687	159,014,976

	FY 2025 Governor's Recommendation			
	GR	Federal	Other	Total
PS	0	0	0	0
EE	0	0	0	0
PSD	0	0	0	0
TRF	0	0	0	0
Total	0	0	0	0

FTE **0.00 0.00 0.00 0.00**

FTE **0.00 0.00 0.00 0.00**

Est. Fringe	0	0	0	0
--------------------	---	---	---	---

Est. Fringe	0	0	0	0
--------------------	---	---	---	---

Note: Fringes budgeted in House Bill 5 except for certain fringes budgeted directly to MoDOT, Highway Patrol, and Conservation.

Note: Fringes budgeted in House Bill 5 except for certain fringes budgeted directly to MoDOT, Highway Patrol, and Conservation.

Other Funds: Uncompensated Care Fund (0108) - \$430,000
 Health Initiatives Fund (0275) - \$1,591,687

Other Funds:

2. CORE DESCRIPTION

This core request is for the continued funding of MO HealthNet's Information Systems. Core funding is used to pay for the Medicaid Management Information Systems (MMIS) contract. The MMIS contractor processes fee-for-service (FFS) claims and managed care encounter data, and calculates provider and health plan payments. Managed care encounter data is processed through the system similar to FFS claims. The data is used by the Managed Care Unit for contract administration and rate setting purposes.

3. PROGRAM LISTING (list programs included in this core funding)

Information Systems

CORE DECISION ITEM

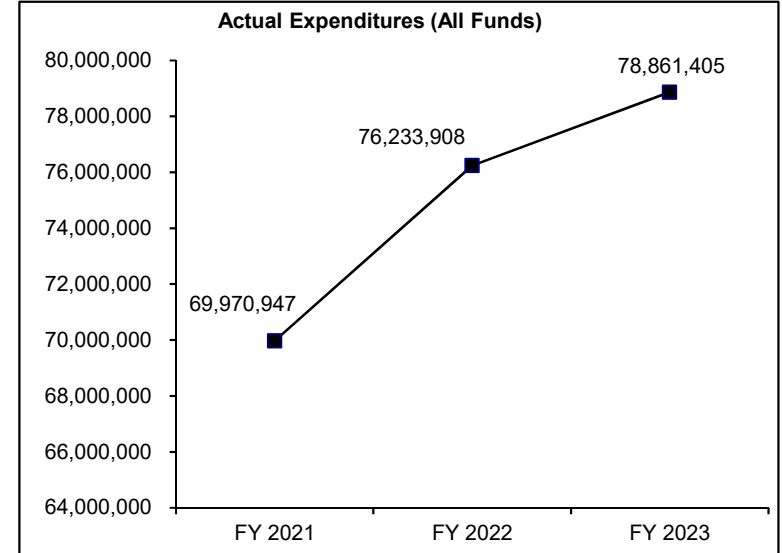
Department: Social Services
Division: MO HealthNet
Core: Information Systems

Budget Unit: 90522C

HB Section: 11.620

4. FINANCIAL HISTORY

	FY 2021 Actual	FY 2022 Actual	FY 2023 Actual	FY 2024 Current Yr.
Appropriation (All Funds)	106,738,672	122,939,635	146,637,601	164,014,976
Less Reverted (All Funds)	(884,181)	(1,097,182)	(1,282,440)	(1,308,111)
Less Restricted (All Funds)	0	0	0	0
Budget Authority (All Funds)	105,854,491	121,842,453	145,355,161	162,706,865
Actual Expenditures (All Funds)	69,970,947	76,233,908	78,861,405	N/A
Unexpended (All Funds)	35,883,544	45,608,545	66,493,756	N/A
Unexpended, by Fund:				
General Revenue	6,557,403	12,207,158	11,341,090	N/A
Federal	29,326,141	33,401,387	55,152,666	N/A
Other	0	0	0	N/A
	(1)	(2)	(3)	(4)



*Current Year restricted amount is as of 9/01/2023.

Reverted includes statutory reserve amounts (when applicable).

Restricted includes Governor's expenditure restrictions which remained at the end of the fiscal year.

NOTES:

(1) FY21 - New Decision Item funded for MMIS CMSP Operational (\$438,680 GR; \$959,984 Fed).

(2) FY22 - New Decision Items funded for MMIS CMSP Operational (\$485,083 GR; \$985,112 Fed), MMIS HIE (\$2,860,624 GR; \$2,860,624 Fed), MMIS BIW-EDW (\$1,563,093 GR; \$1,563,093 Fed), MMIS Security Risk Assessment (842,500 GR; \$842,500 Fed), MMIS Pharmacy Solutions (\$2,750,000 GR; \$8,250,000 Fed), MMIS Premium Collections (\$250,000 GR; \$1,050,000 Fed), MMIS MC Contract Management Tool (\$700,000 GR; \$6,300,000 fed). Supplemental awarded for \$7,249,602 (Fed).

(3) FY23 - New Decision Items funded for MHD CTC (\$9,666,135 Fed), MMIS Operational Costs (\$642,951 GR; \$1,121,356 Fed), BIS-EDW (\$500,000 GR; \$4,500,000 Fed), HIE (\$2,488,563 GR; \$2,488,563 Fed), Component Upgrades (\$1,893,750 GR; \$5,681,250 Fed), Interoperability Requirements (\$150,000 GR; \$1,350,000 Fed), Identity and Access Mangement (\$500,000 GR; \$4,500,000 Fed). \$4,535,000 GR was used as flex to cover program expenditures.

(4) FY24 - New Decision Items funded for, MMIS Operational Costs (\$2,505,692 GR; \$7,036,683 Fed), TMSIS (\$50,000 GR; 450,000 Fed), Transition and Turnover (\$500,000 GR; \$4,500,000 Fed).

CORE RECONCILIATION DETAIL

**DEPARTMENT OF SOCIAL SERVICES
INFORMATION SYSTEMS**

5. CORE RECONCILIATION DETAIL

	Budget Class	FTE	GR	Federal	Other	Total	Explanation
TAFP AFTER VETOES							
	EE	0.00	42,011,988	119,981,301	2,021,687	164,014,976	
	Total	0.00	42,011,988	119,981,301	2,021,687	164,014,976	
DEPARTMENT CORE ADJUSTMENTS							
1x Expenditures	333 1439 EE	0.00	0	(4,500,000)	0	(4,500,000)	Core reduction of one-time funding.
1x Expenditures	333 1438 EE	0.00	(500,000)	0	0	(500,000)	Core reduction of one-time funding.
	NET DEPARTMENT CHANGES	0.00	(500,000)	(4,500,000)	0	(5,000,000)	
DEPARTMENT CORE REQUEST							
	EE	0.00	41,511,988	115,481,301	2,021,687	159,014,976	
	Total	0.00	41,511,988	115,481,301	2,021,687	159,014,976	
GOVERNOR'S RECOMMENDED CORE							
	EE	0.00	41,511,988	115,481,301	2,021,687	159,014,976	
	Total	0.00	41,511,988	115,481,301	2,021,687	159,014,976	

DECISION ITEM SUMMARY

Budget Unit									
Decision Item	FY 2023	FY 2023	FY 2024	FY 2024	FY 2025	FY 2025	*****	*****	
Budget Object Summary	ACTUAL	ACTUAL	BUDGET	BUDGET	DEPT REQ	DEPT REQ	SECURED	SECURED	
Fund	DOLLAR	FTE	DOLLAR	FTE	DOLLAR	FTE	COLUMN	COLUMN	
INFORMATION SYSTEMS									
CORE									
EXPENSE & EQUIPMENT									
GENERAL REVENUE	24,045,517	0.00	42,011,988	0.00	41,511,988	0.00	0	0.00	
DEPT OF SOC SERV FEDERAL & OTH	51,470,037	0.00	117,564,767	0.00	113,064,767	0.00	0	0.00	
FMAP ENHANCEMENT - EXPANSION	1,371,915	0.00	2,416,534	0.00	2,416,534	0.00	0	0.00	
UNCOMPENSATED CARE FUND	430,000	0.00	430,000	0.00	430,000	0.00	0	0.00	
HEALTH INITIATIVES	1,543,936	0.00	1,591,687	0.00	1,591,687	0.00	0	0.00	
TOTAL - EE	78,861,405	0.00	164,014,976	0.00	159,014,976	0.00	0	0.00	
TOTAL	78,861,405	0.00	164,014,976	0.00	159,014,976	0.00	0	0.00	
MMIS Operational Costs - 1886016									
EXPENSE & EQUIPMENT									
GENERAL REVENUE	0	0.00	0	0.00	1,469,528	0.00	0	0.00	
DEPT OF SOC SERV FEDERAL & OTH	0	0.00	0	0.00	3,298,150	0.00	0	0.00	
TOTAL - EE	0	0.00	0	0.00	4,767,678	0.00	0	0.00	
TOTAL	0	0.00	0	0.00	4,767,678	0.00	0	0.00	
MMIS Enrollment Broker - 1886034									
EXPENSE & EQUIPMENT									
GENERAL REVENUE	0	0.00	0	0.00	62,500	0.00	0	0.00	
DEPT OF SOC SERV FEDERAL & OTH	0	0.00	0	0.00	187,500	0.00	0	0.00	
TOTAL - EE	0	0.00	0	0.00	250,000	0.00	0	0.00	
TOTAL	0	0.00	0	0.00	250,000	0.00	0	0.00	
MMIS Security Risk Assessment - 1886035									
EXPENSE & EQUIPMENT									
GENERAL REVENUE	0	0.00	0	0.00	2,000,000	0.00	0	0.00	
DEPT OF SOC SERV FEDERAL & OTH	0	0.00	0	0.00	2,000,000	0.00	0	0.00	
TOTAL - EE	0	0.00	0	0.00	4,000,000	0.00	0	0.00	
TOTAL	0	0.00	0	0.00	4,000,000	0.00	0	0.00	

9/15/23 8:29

im_disummary

DECISION ITEM SUMMARY

Budget Unit									
Decision Item	FY 2023	FY 2023	FY 2024	FY 2024	FY 2025	FY 2025	*****	*****	
Budget Object Summary	ACTUAL	ACTUAL	BUDGET	BUDGET	DEPT REQ	DEPT REQ	SECURED	SECURED	
Fund	DOLLAR	FTE	DOLLAR	FTE	DOLLAR	FTE	COLUMN	COLUMN	
INFORMATION SYSTEMS									
MMIS Pharmacy Solutions Trend - 1886036									
EXPENSE & EQUIPMENT									
GENERAL REVENUE	0	0.00	0	0.00	400,000	0.00	0	0.00	
DEPT OF SOC SERV FEDERAL & OTH	0	0.00	0	0.00	3,600,000	0.00	0	0.00	
TOTAL - EE	0	0.00	0	0.00	4,000,000	0.00	0	0.00	
TOTAL	0	0.00	0	0.00	4,000,000	0.00	0	0.00	
GRAND TOTAL	\$78,861,405	0.00	\$164,014,976	0.00	\$172,032,654	0.00	\$0	0.00	

DECISION ITEM DETAIL

Budget Unit	FY 2023	FY 2023	FY 2024	FY 2024	FY 2025	FY 2025	*****	*****
Decision Item	ACTUAL	ACTUAL	BUDGET	BUDGET	DEPT REQ	DEPT REQ	SECURED	SECURED
Budget Object Class	DOLLAR	FTE	DOLLAR	FTE	DOLLAR	FTE	COLUMN	COLUMN
INFORMATION SYSTEMS								
CORE								
PROFESSIONAL SERVICES	78,861,405	0.00	164,014,976	0.00	159,014,976	0.00	0	0.00
TOTAL - EE	78,861,405	0.00	164,014,976	0.00	159,014,976	0.00	0	0.00
GRAND TOTAL	\$78,861,405	0.00	\$164,014,976	0.00	\$159,014,976	0.00	\$0	0.00
GENERAL REVENUE	\$24,045,517	0.00	\$42,011,988	0.00	\$41,511,988	0.00		0.00
FEDERAL FUNDS	\$52,841,952	0.00	\$119,981,301	0.00	\$115,481,301	0.00		0.00
OTHER FUNDS	\$1,973,936	0.00	\$2,021,687	0.00	\$2,021,687	0.00		0.00

PROGRAM DESCRIPTION

Department: Social Services

HB Section(s):

11.620

Program Name: Information Systems

Program is found in the following core budget(s): Information Systems

1a. What strategic priority does this program address?

Timely automated processing and reporting

1b. What does this program do?

The Information Systems program area manages the Medicaid Management Information System (MMIS) and the contracts with the vendors that develop, operate, and maintain the system.

The primary functions of the MMIS include claims and encounter processing, calculating provider payments, healthcare service provider management, drug rebate invoicing and collection, processing third party liability, federal financial reporting, administrative workflow management, and reporting and analytics.

The primary goal of the MMIS is to support the operation of the MO HealthNet Program by accomplishing the following:

- Automation of key business processes to support the program policies and processes to ensure compliance with federal and state law
- Access for providers and users to program and participant eligibility information required to support provision of services to program participants
- Timely and accurate claims processing and payment to providers
- Timely and accurate processing of capitation payments to Managed Care health plans
- Accurate reporting of program costs and outcomes to Centers for Medicare & Medicaid Services (CMS) and maximization of federal financial participation
- Comprehensive and accurate reporting and analytics services and sharing of claims data to support administrative and program decision support, monitoring of program metrics, and improvements in program quality and care management
- Ongoing system modifications to support new program initiatives, meet changing federal and state program requirements, and further business automation
- Procurement and implementation of replacement MMIS subsystems and services in compliance with federal MMIS enhanced funding requirements

The state receives enhanced federal funding for the development and operation of the MMIS. The Information Systems program area manages the enhanced funding including review of CMS regulations and guidance, the submission of Advanced Planning Documents (APDs) to CMS to request enhanced funding, and the review and approval of system-related costs.

CMS updated the rule related to the enhanced funding in December 2016, and continues to issue sub-regulatory guidance that is changing the conditions for receiving enhanced funding for investments in Information Technology. The guidance encourages the replacement of legacy MMIS systems such as Missouri's system with more modular and reusable solutions. MO HealthNet is working on several system procurement projects intended to replace MMIS subsystems with solutions utilizing modern technologies and complying with the CMS conditions. The procurement and replacement of MMIS systems requires a multi-year effort, and a significant capital investment, but offers future cost savings through technology that is less expensive to operate and maintain, and is more flexible allowing for quicker implementation of program changes. As part of the MMIS procurement effort, MO HealthNet has implemented a Business Intelligence Solution and Enterprise Data Warehouse (BIS/EDW) and the Beneficiary Support and Premium Collections Solution and Services, while Missouri Medicaid Audit and Compliance (MMAC) has implemented and certified two Program Integrity Solutions. MO HealthNet is in the process of procuring a Pharmacy Benefits Administrator and a Prior Authorization and Clinical Services Solution to replace the aging Clinical Management Services and System for Pharmacy Claims and Prior Authorization (CMSP) Solution.

PROGRAM DESCRIPTION

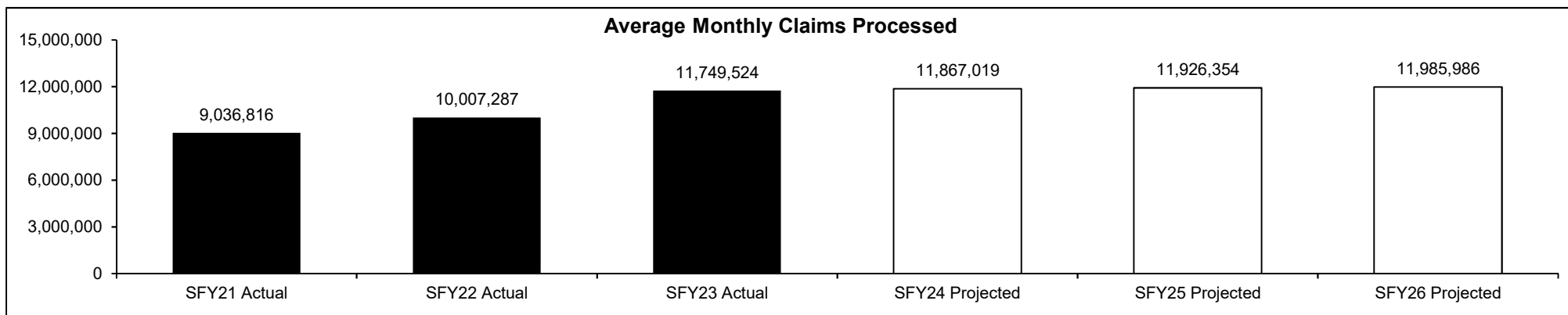
Department: Social Services
Program Name: Information Systems

HB Section(s): 11.620

Program is found in the following core budget(s): Information Systems

2a. Provide an activity measure(s) for the program.

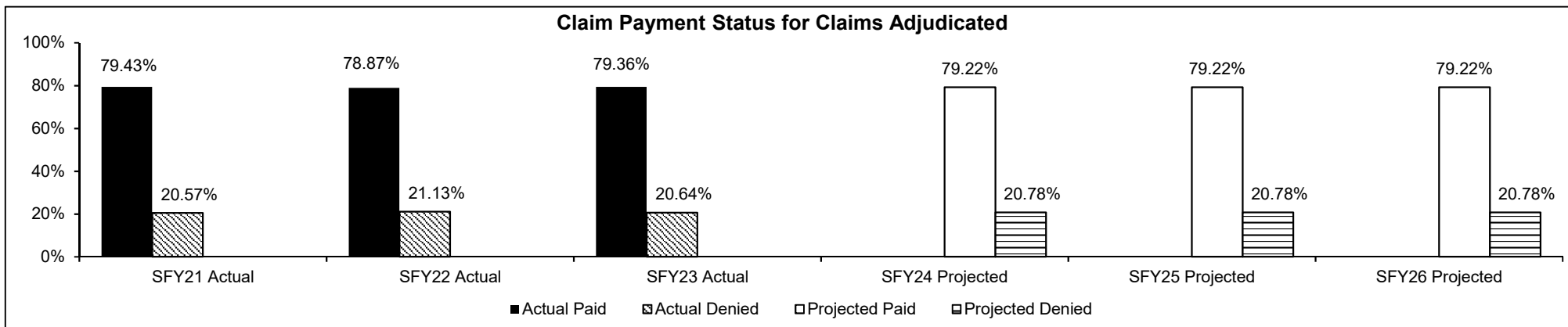
The MMIS supports the program through the automation of business processes, allowing the program to complete millions of transactions with providers and health plans utilizing a minimal number of staff.



Note: SFY21 actuals were directly impacted by a reduction in the utilization of healthcare services resulting from the pandemic.

2b. Provide a measure(s) of the program's quality.

Percentage of claims paid or denied each month by Medicaid Management Information System (MMIS)



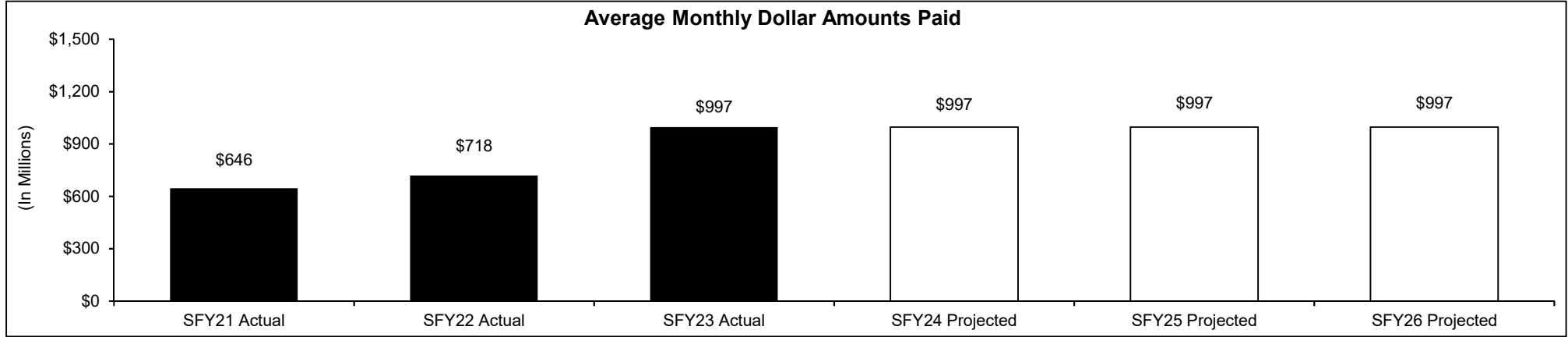
PROGRAM DESCRIPTION

Department: Social Services
Program Name: Information Systems
Program is found in the following core budget(s): Information Systems

HB Section(s): 11.620

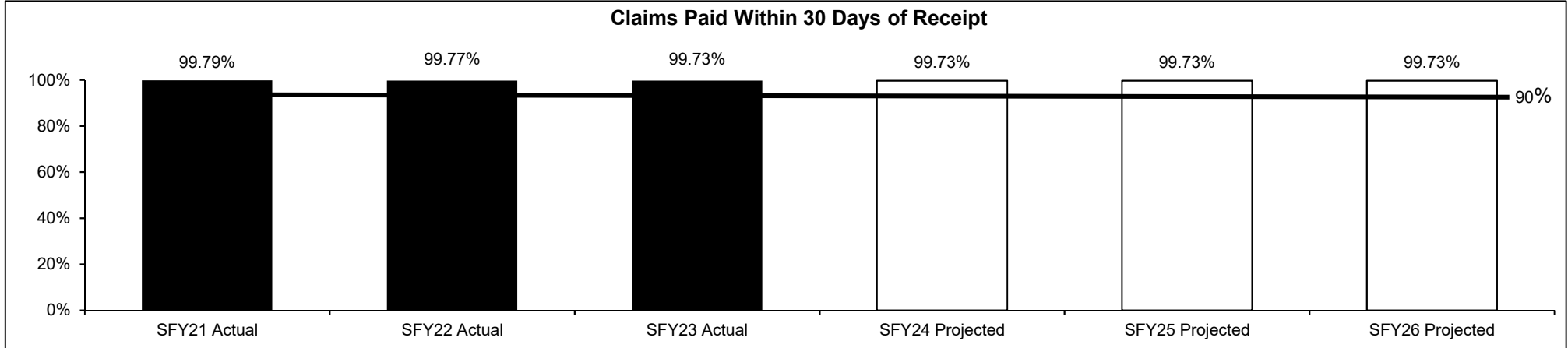
2c. Provide a measure(s) of the program's impact.

Amount paid to providers by MMIS on claims adjudicated monthly during the fiscal year.



2d. Provide a measure(s) of the program's efficiency.

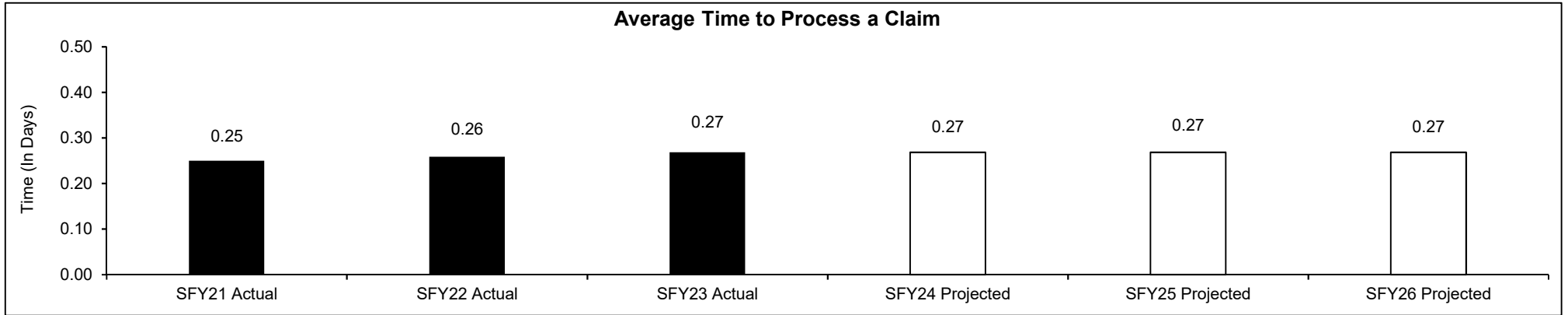
Promptly pay claims to providers per Federal regulation 42 CFR 447.45(d), state must pay 90% of clean claims received within 30 days of receipt.



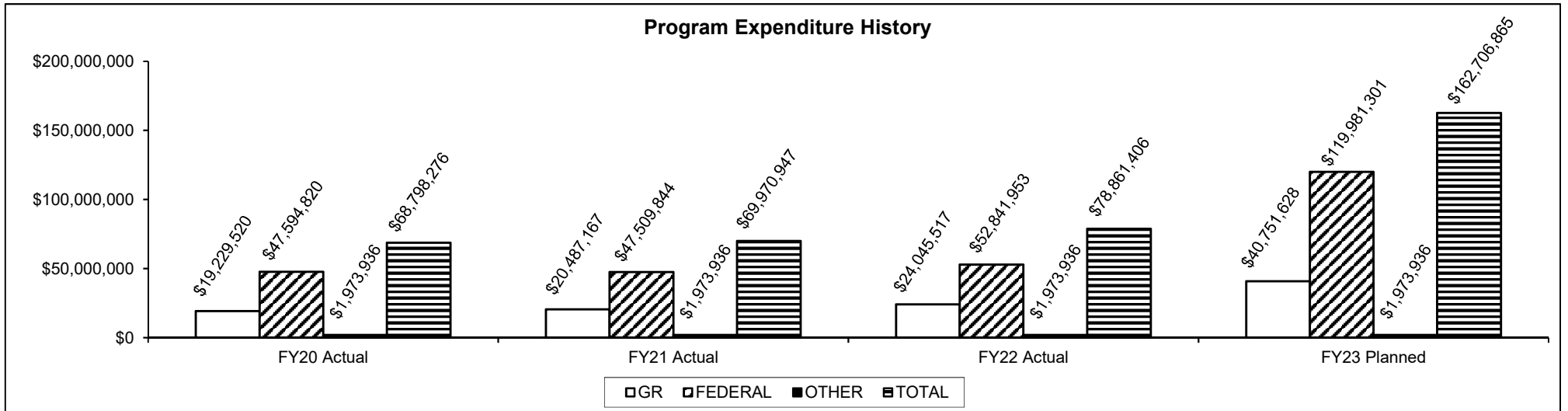
PROGRAM DESCRIPTION

Department: Social Services
Program Name: Information Systems
Program is found in the following core budget(s): Information Systems

HB Section(s): 11.620



3. Provide actual expenditures for the prior three fiscal years and planned expenditures for the current fiscal year. (Note: Amounts do not include fringe benefit costs.)



In FY2022, AEG expenditures are included in total payments. Federal Fund 0809 was used to cover the state share of AEG expenditures. Planned FY2023 expenditures are net of reverted.

PROGRAM DESCRIPTION

Department: Social Services
Program Name: Information Systems

HB Section(s): 11.620

Program is found in the following core budget(s): Information Systems

4. What are the sources of the "Other " funds?

Health Initiatives Fund (0275), Uncompensated Care Fund (0108), and FMAP Enhancement - Expansion Fund (2466)

5. What is the authorization for this program, i.e., federal or state statute, etc.? (Include the federal program number, if applicable.)

State statute: Sections 208.166 and 208.201, RSMo. Federal law: Social Security Act Section 1902(a)(4), 1903(a)(3) and 1915(b). Federal Regulation: 42 CFR 433(C) and 438; Children's Health Insurance Program State Plan Amendment.

6. Are there federal matching requirements? If yes, please explain.

Expenditures for MMIS operations have three different federal financial participation (FFP) rates. The majority of MMIS expenditures earn 75% FFP and require 25% state share. Functions earning 75% include MMIS base operations and call center operations. Approved system enhancements earn 90% FFP and require 10% state share. Enrollment broker services, postage and general Medicaid administrative expenditures earn 50% FFP and require 50% state share.

7. Is this a federally mandated program? If yes, please explain.

Yes. Section 1902(a)(4) of the Social Security Act requires such methods of administration as necessary for the proper and efficient administration of the Medicaid State Plan.

NDI – MMIS

Operational Costs

NEW DECISION ITEM

Department: Social Services
Division: MO HealthNet
DI Name: MMIS Operational Costs **DI# 1886016**

Budget Unit: 90522C
HB Section: 11.620

1. AMOUNT OF REQUEST

	FY 2025 Budget Request			
	GR	Federal	Other	Total
PS	0	0	0	0
EE	1,469,528	3,298,150	0	4,767,678
PSD	0	0	0	0
TRF	0	0	0	0
Total	1,469,528	3,298,150	0	4,767,678

	FY 2025 Governor's Recommendation			
	GR	Federal	Other	Total
PS	0	0	0	0
EE	0	0	0	0
PSD	0	0	0	0
TRF	0	0	0	0
Total	0	0	0	0

FTE 0.00 0.00 0.00 0.00

FTE 0.00 0.00 0.00 0.00

Est. Fringe	0	0	0	0
--------------------	---	---	---	---

Est. Fringe	0	0	0	0
--------------------	---	---	---	---

Note: Fringes budgeted in House Bill 5 except for certain fringes budgeted directly to MoDOT, Highway Patrol, and Conservation.

Note: Fringes budgeted in House Bill 5 except for certain fringes budgeted directly to MoDOT, Highway Patrol, and Conservation.

Other Funds: N/A
 Non-Counts: N/A

Other Funds: N/A
 Non-Counts: N/A

2. THIS REQUEST CAN BE CATEGORIZED AS:

<input type="checkbox"/> New Legislation	<input type="checkbox"/> New Program	<input type="checkbox"/> Fund Switch
<input type="checkbox"/> Federal Mandate	<input checked="" type="checkbox"/> Program Expansion	<input type="checkbox"/> Cost to Continue
<input type="checkbox"/> GR Pick-Up	<input type="checkbox"/> Space Request	<input type="checkbox"/> Equipment Replacement
<input type="checkbox"/> Pay Plan	<input type="checkbox"/> Other: _____	

3. WHY IS THIS FUNDING NEEDED? PROVIDE AN EXPLANATION FOR ITEMS CHECKED IN #2. INCLUDE THE FEDERAL OR STATE STATUTORY OR CONSTITUTIONAL AUTHORIZATION FOR THIS PROGRAM.

This NDI is needed to fund the increased costs related to the contract extension for the Missouri Medicaid Information System (MMIS)/Fiscal Agent contract with Infocrossing; the contract extension for the Clinical Management Services and Pharmacy Claims and Prior Authorization (CMSP) contract with Conduent; operational costs under the Business Intelligence Solution - Enterprise Data Warehouse (BIS-EDW) contract with IBM; and operational costs under the Beneficiary Support and Premiums Collections Solution and Services (BSPC) Contract with Automated Health Systems, Inc (AHS).

NEW DECISION ITEM

Department: Social Services
Division: MO HealthNet
DI Name: MMIS Operational Costs **DI# 1886016**

Budget Unit: 90522C
HB Section: 11.620

4. DESCRIBE THE DETAILED ASSUMPTIONS USED TO DERIVE THE SPECIFIC REQUESTED AMOUNT. (How did you determine that the requested number of FTE were appropriate? From what source or standard did you derive the requested levels of funding? Were alternatives such as outsourcing or automation considered? If based on new legislation, does request tie to TAFP fiscal note? If not, explain why. Detail which portions of the request are one-times and how those amounts were calculated.)

	Match	GR	Fed	Other	Total
MMIS	50/75 Blend	580,601	1,748,360	0	2,328,961
CMSP	50/75 Blend	256,942	715,784	0	972,726
BIS-EDW	75/25	30,411	91,234	0	121,645
BSPC	50/75 Blend	601,574	742,772	0	1,344,346
Total		1,469,528	3,298,150	0	4,767,678

5. BREAK DOWN THE REQUEST BY BUDGET OBJECT CLASS, JOB CLASS, AND FUND SOURCE. IDENTIFY ONE-TIME COSTS.

Budget Object Class/Job Class	Dept Req GR DOLLARS	Dept Req GR FTE	Dept Req FED DOLLARS	Dept Req FED FTE	Dept Req OTHER DOLLARS	Dept Req OTHER FTE	Dept Req TOTAL DOLLARS	Dept Req TOTAL FTE	Dept Req One-Time DOLLARS
400 - Professional Services	1,469,528		3,298,150		0		4,767,678		0
Total EE	1,469,528		3,298,150		0		4,767,678		0
Grand Total	1,469,528	0.0	3,298,150	0.0	0	0.0	4,767,678	0.0	0

NEW DECISION ITEM

Department: Social Services
Division: MO HealthNet
DI Name: MMIS Operational Costs **DI# 1886016**

Budget Unit: 90522C
HB Section: 11.620

6. PERFORMANCE MEASURES (If new decision item has an associated core, separately identify projected performance with & without additional funding.)

6a. Provide an activity measure(s) for the program.

Please see the Information Systems core section for performance measures.

6b. Provide a measure(s) of the program's quality.

Please see the Information Systems core section for performance measures.

6c. Provide a measure(s) of the program's impact.

Please see the Information Systems core section for performance measures.

6d. Provide a measure(s) of the program's efficiency.

Please see the Information Systems core section for performance measures.

7. STRATEGIES TO ACHIEVE THE PERFORMANCE MEASUREMENT TARGETS:

N/A

DECISION ITEM DETAIL

Budget Unit	FY 2023	FY 2023	FY 2024	FY 2024	FY 2025	FY 2025	*****	*****
Decision Item	ACTUAL	ACTUAL	BUDGET	BUDGET	DEPT REQ	DEPT REQ	SECURED	SECURED
Budget Object Class	DOLLAR	FTE	DOLLAR	FTE	DOLLAR	FTE	COLUMN	COLUMN
INFORMATION SYSTEMS								
MMIS Operational Costs - 1886016								
PROFESSIONAL SERVICES	0	0.00	0	0.00	4,767,678	0.00	0	0.00
TOTAL - EE	0	0.00	0	0.00	4,767,678	0.00	0	0.00
GRAND TOTAL	\$0	0.00	\$0	0.00	\$4,767,678	0.00	\$0	0.00
GENERAL REVENUE	\$0	0.00	\$0	0.00	\$1,469,528	0.00		0.00
FEDERAL FUNDS	\$0	0.00	\$0	0.00	\$3,298,150	0.00		0.00
OTHER FUNDS	\$0	0.00	\$0	0.00	\$0	0.00		0.00

NDI – MMIS
Enrollment Broker

NEW DECISION ITEM

Department: Social Services
Division: MO HealthNet
DI Name: MMIS Enrollment Broker **DI# 1886034**

Budget Unit: 90522C
HB Section: 11.620

6. PERFORMANCE MEASURES (If new decision item has an associated core, separately identify projected performance with & without additional funding.)

6a. Provide an activity measure(s) for the program.

Please see the Information Systems core section for performance measures.

6c. Provide a measure(s) of the program's impact.

Please see the Information Systems core section for performance measures.

6b. Provide a measure(s) of the program's quality.

Please see the Information Systems core section for performance

6d. Provide a measure(s) of the program's efficiency.

Please see the Information Systems core section for performance

7. STRATEGIES TO ACHIEVE THE PERFORMANCE MEASUREMENT TARGETS:

N/A

DECISION ITEM DETAIL

Budget Unit	FY 2023	FY 2023	FY 2024	FY 2024	FY 2025	FY 2025	*****	*****
Decision Item	ACTUAL	ACTUAL	BUDGET	BUDGET	DEPT REQ	DEPT REQ	SECURED	SECURED
Budget Object Class	DOLLAR	FTE	DOLLAR	FTE	DOLLAR	FTE	COLUMN	COLUMN
INFORMATION SYSTEMS								
MMIS Enrollment Broker - 1886034								
PROFESSIONAL SERVICES	0	0.00	0	0.00	250,000	0.00	0	0.00
TOTAL - EE	0	0.00	0	0.00	250,000	0.00	0	0.00
GRAND TOTAL	\$0	0.00	\$0	0.00	\$250,000	0.00	\$0	0.00
GENERAL REVENUE	\$0	0.00	\$0	0.00	\$62,500	0.00		0.00
FEDERAL FUNDS	\$0	0.00	\$0	0.00	\$187,500	0.00		0.00
OTHER FUNDS	\$0	0.00	\$0	0.00	\$0	0.00		0.00

NDI – MMIS Security Risk Assessment

NEW DECISION ITEM

Department: Social Services
Division: MO HealthNet
DI Name: MMIS Security Risk Assessment DI# 1886035

Budget Unit: 90522C
HB Section: 11.620

3. WHY IS THIS FUNDING NEEDED? PROVIDE AN EXPLANATION FOR ITEMS CHECKED IN #2. INCLUDE THE FEDERAL OR STATE STATUTORY OR CONSTITUTIONAL AUTHORIZATION FOR THIS PROGRAM.

This project will involve contracting for security risk assessments of the Medicaid Management Information System (MMIS), Clinical Management System for Pharmacy (CMSP), Business Intelligence Solution – Enterprise Data Warehouse (BIS-EDW), Electronic Visit Verification (EVV) Aggregator Solution (EAS), Beneficiary Support and Premium Collections (BSPC) Solution, Program Integrity (PI) Solution, and the Alivia PI Solution. With the increasing attempts to compromise public systems and access personal information for use in identify theft or fraud and abuse, MO HealthNet considers it prudent to utilize independent contractors to conduct periodic security risk assessments on the healthcare data systems. Upon completion of the assessment, the Security Risk Assessment vendor will engage the MME Solution vendors and state staff to mitigate the risks identified in the reports.

Section 95.621(f) of the Social Security Act requires periodic reviews for state automated data processing solutions of the security plans and requirements consistent with recognized industry standards and requires security risk assessments of state systems when new systems are implemented or when significant system changes occur to existing systems.

Federal Authorization: 45 CFR Part 160 and Part 164, Subparts A and C.

4. DESCRIBE THE DETAILED ASSUMPTIONS USED TO DERIVE THE SPECIFIC REQUESTED AMOUNT. (How did you determine that the requested number of FTE were appropriate? From what source or standard did you derive the requested levels of funding? Were alternatives such as outsourcing or automation considered? If based on new legislation, does request tie to TAFP fiscal note? If not, explain why. Detail which portions of the request are one-times and how those amounts were calculated.)

The risk assessments will be conducted in accordance with the National Institute of Standards and Technology (NIST) Special Publication 880-30 and the International Organization for Standardization (ISO)/International Electro technical Commission (IEC) Information Security Standard 27005.

Security risk assessments conducted on the MMIS, CMSP, and BIS-EDW in the past resulted in the identification of security risks. Follow up efforts by the system vendors and the state is mitigating many of those risks, thereby improving the protection of citizen personal health information. Failure to conduct periodic security risk assessments increases the risk of security vulnerabilities existing in the state systems that could expose citizen personal health information to theft or misuse.

The federal Office of Civil Rights (OCR) has the authority under HIPAA to assess significant penalties against the state for failing to adequately protect health information,

	FTE	GR	Fed	Other	Total	Match Rate
MMIS Security Risk Assessment	0	2,000,000	2,000,000	0	4,000,000	50/50
TOTAL	0	2,000,000	2,000,000	0	4,000,000	

NEW DECISION ITEM

Department: Social Services
Division: MO HealthNet
DI Name: MMIS Security Risk Assessment DI# 1886035

Budget Unit: 90522C
HB Section: 11.620

5. BREAK DOWN THE REQUEST BY BUDGET OBJECT CLASS, JOB CLASS, AND FUND SOURCE. IDENTIFY ONE-TIME COSTS.

Budget Object Class/Job Class	Dept Req GR DOLLARS	Dept Req GR FTE	Dept Req FED DOLLARS	Dept Req FED FTE	Dept Req OTHER DOLLARS	Dept Req OTHER FTE	Dept Req TOTAL DOLLARS	Dept Req TOTAL FTE	Dept Req One-Time DOLLARS
400 - Professional Services	2,000,000		2,000,000				4,000,000		
Total EE	2,000,000		2,000,000		0		4,000,000		0
Grand Total	2,000,000	0.0	2,000,000	0.0	0	0.0	4,000,000	0.0	0

6. PERFORMANCE MEASURES (If new decision item has an associated core, separately identify projected performance with & without additional funding.)

6a. Provide an activity measure(s) for the program.

Please see the Information Systems core section for performance measures.

6c. Provide a measure(s) of the program's impact.

Please see the Information Systems core section for performance measures.

6b. Provide a measure(s) of the program's quality.

Please see the Information Systems core section for performance measures.

6d. Provide a measure(s) of the program's efficiency.

Please see the Information Systems core section for performance measures.

7. STRATEGIES TO ACHIEVE THE PERFORMANCE MEASUREMENT TARGETS:

N/A

DECISION ITEM DETAIL

Budget Unit	FY 2023	FY 2023	FY 2024	FY 2024	FY 2025	FY 2025	*****	*****
Decision Item	ACTUAL	ACTUAL	BUDGET	BUDGET	DEPT REQ	DEPT REQ	SECURED	SECURED
Budget Object Class	DOLLAR	FTE	DOLLAR	FTE	DOLLAR	FTE	COLUMN	COLUMN
INFORMATION SYSTEMS								
MMIS Security Risk Assessment - 1886035								
PROFESSIONAL SERVICES	0	0.00	0	0.00	4,000,000	0.00	0	0.00
TOTAL - EE	0	0.00	0	0.00	4,000,000	0.00	0	0.00
GRAND TOTAL	\$0	0.00	\$0	0.00	\$4,000,000	0.00	\$0	0.00
GENERAL REVENUE	\$0	0.00	\$0	0.00	\$2,000,000	0.00		0.00
FEDERAL FUNDS	\$0	0.00	\$0	0.00	\$2,000,000	0.00		0.00
OTHER FUNDS	\$0	0.00	\$0	0.00	\$0	0.00		0.00

NDI – MMIS Pharmacy Solutions Trend

NEW DECISION ITEM

Department: Social Services
Division: MO HealthNet
DI Name: MMIS Pharmacy Solutions Trend DI# 1866036

Budget Unit: 90522C
HB Section: 11.620

4. DESCRIBE THE DETAILED ASSUMPTIONS USED TO DERIVE THE SPECIFIC REQUESTED AMOUNT. (How did you determine that the requested number of FTE were appropriate? From what source or standard did you derive the requested levels of funding? Were alternatives such as outsourcing or automation considered? If based on new legislation, does request tie to TAFP fiscal note? If not, explain why. Detail which portions of the request are one-times and how those amounts were calculated.)

	TOTAL	GR	Fed
Current Estimate	15,000,000	1,500,000	13,500,000
<i>Previously Approved NDI</i>	<i>11,000,000</i>	<i>1,100,000</i>	<i>9,900,000</i>
Current Request	4,000,000	400,000	3,600,000

5. BREAK DOWN THE REQUEST BY BUDGET OBJECT CLASS, JOB CLASS, AND FUND SOURCE. IDENTIFY ONE-TIME COSTS.

Budget Object Class/Job Class	Dept Req GR DOLLARS	Dept Req GR FTE	Dept Req FED DOLLARS	Dept Req FED FTE	Dept Req OTHER DOLLARS	Dept Req OTHER FTE	Dept Req TOTAL DOLLARS	Dept Req TOTAL FTE	Dept Req One-Time DOLLARS
400 - Professional Services	400,000		3,600,000		0		4,000,000		0
Total EE	400,000		3,600,000		0		4,000,000		0
Grand Total	400,000	0.0	3,600,000	0.0	0	0.0	4,000,000	0.0	0

NEW DECISION ITEM

Department: Social Services
Division: MO HealthNet
DI Name: MMIS Pharmacy Solutions Trend DI# 1866036

Budget Unit: 90522C
HB Section: 11.620

6. PERFORMANCE MEASURES (If new decision item has an associated core, separately identify projected performance with & without additional funding.)

6a. Provide an activity measure(s) for the program.

Please see the Information Systems core section for performance measures.

6b. Provide a measure(s) of the program's quality.

Please see the Information Systems core section for performance measures.

6c. Provide a measure(s) of the program's impact.

Please see the Information Systems core section for performance measures.

6d. Provide a measure(s) of the program's efficiency.

Please see the Information Systems core section for performance measures.

7. STRATEGIES TO ACHIEVE THE PERFORMANCE MEASUREMENT TARGETS:

N/A

DECISION ITEM DETAIL

Budget Unit	FY 2023	FY 2023	FY 2024	FY 2024	FY 2025	FY 2025	*****	*****
Decision Item	ACTUAL	ACTUAL	BUDGET	BUDGET	DEPT REQ	DEPT REQ	SECURED	SECURED
Budget Object Class	DOLLAR	FTE	DOLLAR	FTE	DOLLAR	FTE	COLUMN	COLUMN
INFORMATION SYSTEMS								
MMIS Pharmacy Solutions Trend - 1886036								
PROFESSIONAL SERVICES	0	0.00	0	0.00	4,000,000	0.00	0	0.00
TOTAL - EE	0	0.00	0	0.00	4,000,000	0.00	0	0.00
GRAND TOTAL	\$0	0.00	\$0	0.00	\$4,000,000	0.00	\$0	0.00
GENERAL REVENUE	\$0	0.00	\$0	0.00	\$400,000	0.00		0.00
FEDERAL FUNDS	\$0	0.00	\$0	0.00	\$3,600,000	0.00		0.00
OTHER FUNDS	\$0	0.00	\$0	0.00	\$0	0.00		0.00

**Core – Closed Loop
Social Service
Referral Program**

CORE DECISION ITEM

Department: Social Services
 Division: MO HealthNet
 Core: Closed-Loop Social Service Referral Platform

Budget Unit: 90509C
 HB Section: 11.625

1. CORE FINANCIAL SUMMARY

	FY 2025 Budget Request			
	GR	Federal	Other	Total
PS	0	0	0	0
EE	5,000,000	5,000,000	0	10,000,000
PSD	0	0	0	0
TRF	0	0	0	0
Total	5,000,000	5,000,000	0	10,000,000

FTE 0.00 0.00 0.00 0.00

Est. Fringe	0	0	0	0
--------------------	---	---	---	---

Note: Fringes budgeted in House Bill 5 except for certain fringes budgeted directly to MoDOT, Highway Patrol, and Conservation.

Other Funds: N/A

	FY 2025 Governor's Recommendation			
	GR	Fed	Other	Total
PS	0	0	0	0
EE	0	0	0	0
PSD	0	0	0	0
TRF	0	0	0	0
Total	0	0	0	0

FTE 0.00 0.00 0.00 0.00

Est. Fringe	0	0	0	0
--------------------	---	---	---	---

Note: Fringes budgeted in House Bill 5 except for certain fringes budgeted directly to MoDOT, Highway Patrol, and Conservation.

Other Funds: N/A

2. CORE DESCRIPTION

This program will fund the acquisition of technology for a statewide closed-loop social service referral platform for addressing the social determinants of health. Social determinants of health include housing, food security, transportation, financial strain, interpersonal safety, and other factors that affect health and quality of life.

3. PROGRAM LISTING (list programs included in this core funding)

Closed-Loop Social Service Referral Platform

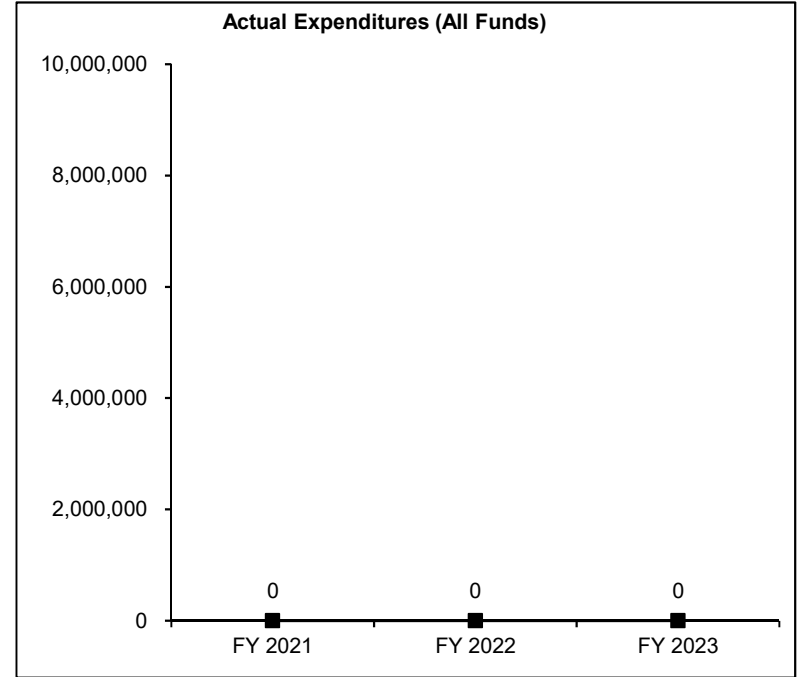
CORE DECISION ITEM

Department: Social Services
Division: MO HealthNet
Core: Closed-Loop Social Service Referral Platform

Budget Unit: 90509C
HB Section: 11.625

4. FINANCIAL HISTORY

	FY 2021 Actual	FY 2022 Actual	FY 2023 Actual	FY 2024 Current Yr.
Appropriation (All Funds)	0	0	10,000,000	10,000,000
Less Reverted (All Funds)	0	0	(150,000)	(150,000)
Less Restricted (All Funds)	0	0	0	0
Budget Authority (All Funds)	0	0	9,850,000	9,850,000
Actual Expenditures (All Funds)	0	0	0	N/A
Unexpended (All Funds)	0	0	0	N/A
Unexpended, by Fund:				
General Revenue	0	0	4,850,000	N/A
Federal	0	0	5,000,000	N/A
Other	0	0	N/A	N/A
			(1)	



*Current Year restricted amount is as of 9/01/2023.

Reverted includes statutory reserve amounts (when applicable).

Restricted includes Governor's expenditure restrictions which remained at the end of the fiscal year.

NOTES:

(1) - FY23 - Closed-Loop Social Service Referral Platform (HB 10.622) established.

CORE RECONCILIATION DETAIL

**DEPARTMENT OF SOCIAL SERVICES
SS TECH FOR HEALTH OUTCOMES**

5. CORE RECONCILIATION DETAIL

	Budget Class	FTE	GR	Federal	Other	Total	Explanation
TAFP AFTER VETOES							
	EE	0.00	5,000,000	5,000,000	0	10,000,000	
	Total	0.00	5,000,000	5,000,000	0	10,000,000	
DEPARTMENT CORE REQUEST							
	EE	0.00	5,000,000	5,000,000	0	10,000,000	
	Total	0.00	5,000,000	5,000,000	0	10,000,000	
GOVERNOR'S RECOMMENDED CORE							
	EE	0.00	5,000,000	5,000,000	0	10,000,000	
	Total	0.00	5,000,000	5,000,000	0	10,000,000	

DECISION ITEM SUMMARY

Budget Unit								
Decision Item	FY 2023	FY 2023	FY 2024	FY 2024	FY 2025	FY 2025	*****	*****
Budget Object Summary	ACTUAL	ACTUAL	BUDGET	BUDGET	DEPT REQ	DEPT REQ	SECURED	SECURED
Fund	DOLLAR	FTE	DOLLAR	FTE	DOLLAR	FTE	COLUMN	COLUMN
SS TECH FOR HEALTH OUTCOMES								
CORE								
EXPENSE & EQUIPMENT								
GENERAL REVENUE	0	0.00	5,000,000	0.00	5,000,000	0.00	0	0.00
DEPT OF SOC SERV FEDERAL & OTH	0	0.00	5,000,000	0.00	5,000,000	0.00	0	0.00
TOTAL - EE	0	0.00	10,000,000	0.00	10,000,000	0.00	0	0.00
TOTAL	0	0.00	10,000,000	0.00	10,000,000	0.00	0	0.00
GRAND TOTAL	\$0	0.00	\$10,000,000	0.00	\$10,000,000	0.00	\$0	0.00

DECISION ITEM DETAIL

Budget Unit	FY 2023	FY 2023	FY 2024	FY 2024	FY 2025	FY 2025	*****	*****
Decision Item	ACTUAL	ACTUAL	BUDGET	BUDGET	DEPT REQ	DEPT REQ	SECURED	SECURED
Budget Object Class	DOLLAR	FTE	DOLLAR	FTE	DOLLAR	FTE	COLUMN	COLUMN
SS TECH FOR HEALTH OUTCOMES								
CORE								
PROFESSIONAL SERVICES	0	0.00	10,000,000	0.00	10,000,000	0.00	0	0.00
TOTAL - EE	0	0.00	10,000,000	0.00	10,000,000	0.00	0	0.00
GRAND TOTAL	\$0	0.00	\$10,000,000	0.00	\$10,000,000	0.00	\$0	0.00
GENERAL REVENUE	\$0	0.00	\$5,000,000	0.00	\$5,000,000	0.00		0.00
FEDERAL FUNDS	\$0	0.00	\$5,000,000	0.00	\$5,000,000	0.00		0.00
OTHER FUNDS	\$0	0.00	\$0	0.00	\$0	0.00		0.00

PROGRAM DESCRIPTION

Department: Social Services

HB Section(s): 11.625

Program Name: Closed-Loop Social Service Referral Program

Program is found in the following core budget(s): Closed-Loop Social Service Referral Platform

1a. What strategic priority does this program address?

Program for acquiring a statewide closed-loop social service referral platform.

1b. What does this program do?

This program will acquire technology for a statewide closed-loop social service referral platform for addressing the social determinants of health. Social determinants of health include housing, food security, transportation, financial strain, interpersonal safety, and other factors that affect health and quality of life.

The platform shall:

- Share information securely and be consistent with all applicable federal and state laws regarding individual consent, personal health information, consumer-directed privacy with a per-referral consent model, public records, and data security
- Provide support and be made available statewide, at minimum, to community-based organizations, state agencies, hospital systems, county programs, and safety net healthcare providers
- Provide for public-facing search and navigation; identify social care needs through embedded screening
- Coordinate social care referrals and interventions through closed-loop referrals which include not only if the referral occurred but the outcome of the referral; track and measure the outcomes of referrals
- Provide interoperability and connectivity with existing technology platforms that comply with national standards, including, but not limited to, electronic health record systems, nonprofit systems of record, and trusted health information exchanges; not require exclusivity contracts with any participating entity
- Create a longitudinal view of a client's social care opportunities, the social care needs identified for this client, the social care services that this client has been connected to, and the outcomes of these social care interventions over time
- Include a community engagement team to help identify community-based organizations, and supply ongoing support for onboarding and training for these organizations

PROGRAM DESCRIPTION

Department: Social Services

HB Section(s): 11.625

Program Name: Closed-Loop Social Service Referral Program

Program is found in the following core budget(s): Closed-Loop Social Service Referral Platform

2a. Provide an activity measure for the program.

This is a new program and MHD will have updated measures once data is available.

2b. Provide a measure of the program's quality.

This is a new program and MHD will have updated measures once data is available.

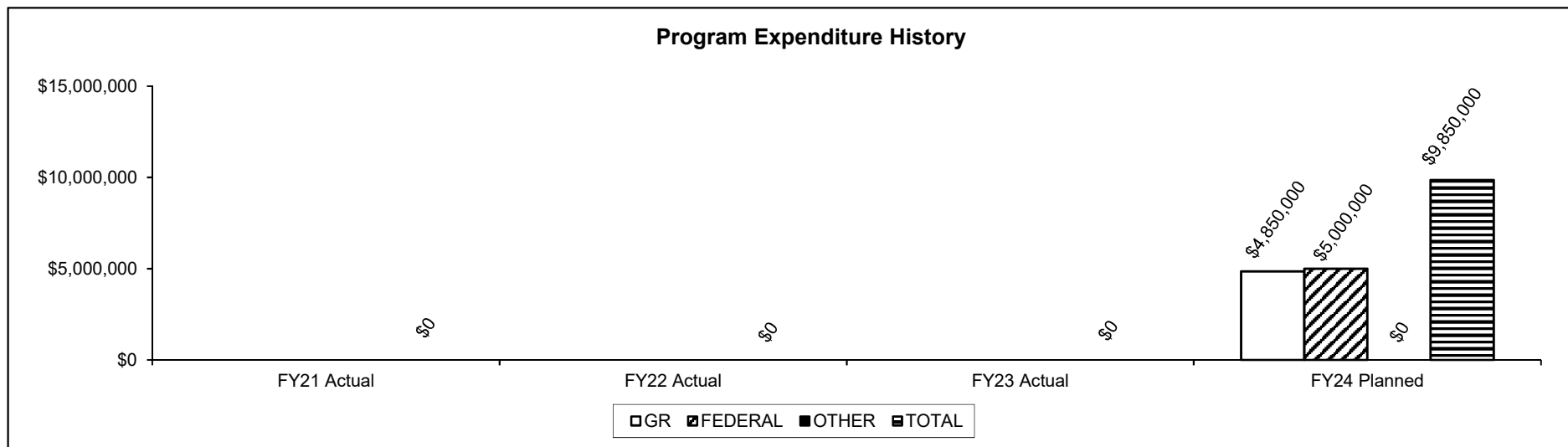
2c. Provide a measure of the program's impact.

This is a new program and MHD will have updated measures once data is available.

2d. Provide a measure of the program's efficiency.

This is a new program and MHD will have updated measures once data is available.

3. Provide actual expenditures for the prior three fiscal years; planned expenditures for the current fiscal year. (Note: Amounts do not include fringe benefit costs.)



Appropriation established in FY2023. Planned FY2024 expenditures are net of reverted.

PROGRAM DESCRIPTION

Department: Social Services

HB Section(s): 11.625

Program Name: Closed-Loop Social Service Referral Program

Program is found in the following core budget(s): Closed-Loop Social Service Referral Platform

4. What are the sources of the "Other " funds?

N/A

5. What is the authorization for this program, i.e., federal or state statute, etc.? (Include the federal program number, if applicable.)

N/A

6. Are there federal matching requirements? If yes, please explain.

Program Expenditures earn a 50% match.

7. Is this a federally mandated program? If yes, please explain.

No

Core – Health Data Utility

CORE DECISION ITEM

Department: Social Services
 Division: MO HealthNet
 Core: Health Data Utility

Budget Unit: 90605C

HB Section: 11.630

1. CORE FINANCIAL SUMMARY

	FY 2025 Budget Request			
	GR	Federal	Other	Total
PS	0	0	0	0
EE	5,000,000	45,000,000	0	50,000,000
PSD	0	0	0	0
TRF	0	0	0	0
Total	5,000,000	45,000,000	0	50,000,000

FTE	0.00	0.00	0.00	0.00
-----	------	------	------	------

<i>Est. Fringe</i>	0	0	0	0
--------------------	---	---	---	---

Note: Fringes budgeted in House Bill 5 except for certain fringes budgeted directly to MoDOT, Highway Patrol, and Conservation.

Other Funds: N/A

	FY 2025 Governor's Recommendation			
	GR	Federal	Other	Total
PS	0	0	0	0
EE	0	0	0	0
PSD	0	0	0	0
TRF	0	0	0	0
Total	0	0	0	0

FTE	0.00	0.00	0.00	0.00
-----	------	------	------	------

<i>Est. Fringe</i>	0	0	0	0
--------------------	---	---	---	---

Note: Fringes budgeted in House Bill 5 except for certain fringes budgeted directly to MoDOT, Highway Patrol, and Conservation.

Other Funds: N/A

2. CORE DESCRIPTION

This core request supports the transformation of any or all of the state's existing Health Information Exchanges (HIE's) into a Health Data Utility. This transformation occurs by providing funds to enhance the existing HIE infrastructure for the purpose of data analysis focused on supporting MO HealthNet.

3. PROGRAM LISTING (list programs included in this core funding)

Health Data Utility

CORE DECISION ITEM

Department: Social Services
Division: MO HealthNet
Core: Health Data Utility

Budget Unit: 90605C

HB Section: 11.630

4. FINANCIAL HISTORY

	FY 2021 Actual	FY 2022 Actual	FY 2023 Actual	FY 2024 Current Yr.
Appropriation (All Funds)	0	0	50,000,000	50,000,000
Less Reverted (All Funds)	0	0	(150,000)	(150,000)
Less Restricted (All Funds)	0	0	0	0
Budget Authority (All Funds)	0	0	49,850,000	49,850,000
Actual Expenditures (All Funds)	0	0	1,417,564	N/A
Unexpended (All Funds)	0	0	48,432,436	N/A
Unexpended, by Fund:				
General Revenue	0	0	4,708,244	N/A
Federal	0	0	43,724,192	N/A
Other	0	0	N/A	N/A

(1)

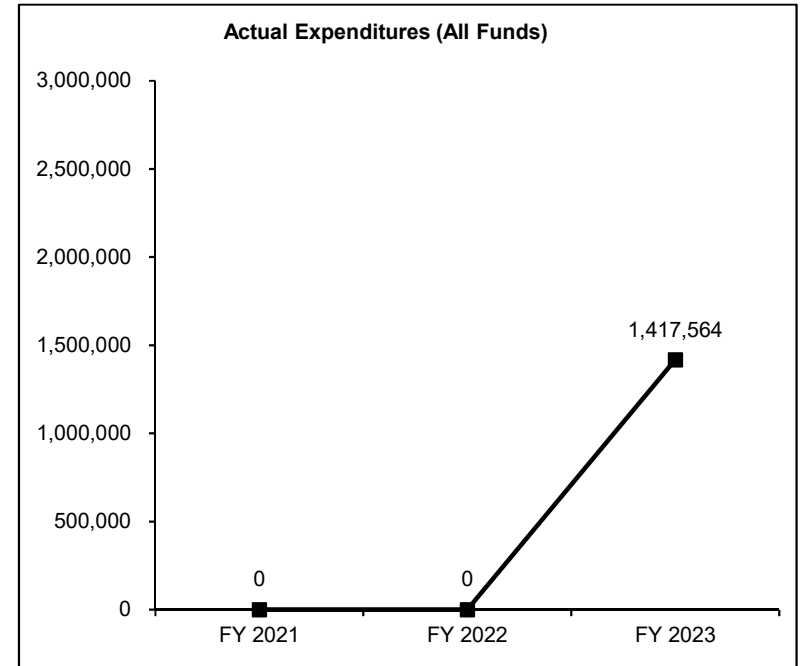
*Current Year restricted amount is as of 9/01/2023.

Reverted includes statutory reserve amounts (when applicable).

Restricted includes Governor's expenditure restrictions which remained at the end of the fiscal year.

NOTES:

(1) FY23 - Health Data Utility (HB 11.633) established.



CORE RECONCILIATION DETAIL

**DEPARTMENT OF SOCIAL SERVICES
HEALTH DATA UTILITY**

5. CORE RECONCILIATION DETAIL

	Budget Class	FTE	GR	Federal	Other	Total	Explanation
TAFP AFTER VETOES							
	EE	0.00	5,000,000	45,000,000	0	50,000,000	
	Total	0.00	5,000,000	45,000,000	0	50,000,000	
DEPARTMENT CORE REQUEST							
	EE	0.00	5,000,000	45,000,000	0	50,000,000	
	Total	0.00	5,000,000	45,000,000	0	50,000,000	
GOVERNOR'S RECOMMENDED CORE							
	EE	0.00	5,000,000	45,000,000	0	50,000,000	
	Total	0.00	5,000,000	45,000,000	0	50,000,000	

DECISION ITEM SUMMARY

Budget Unit								
Decision Item	FY 2023	FY 2023	FY 2024	FY 2024	FY 2025	FY 2025	*****	*****
Budget Object Summary	ACTUAL	ACTUAL	BUDGET	BUDGET	DEPT REQ	DEPT REQ	SECURED	SECURED
Fund	DOLLAR	FTE	DOLLAR	FTE	DOLLAR	FTE	COLUMN	COLUMN
HEALTH DATA UTILITY								
CORE								
EXPENSE & EQUIPMENT								
GENERAL REVENUE	141,756	0.00	5,000,000	0.00	5,000,000	0.00	0	0.00
DEPT OF SOC SERV FEDERAL & OTH	1,275,808	0.00	45,000,000	0.00	45,000,000	0.00	0	0.00
TOTAL - EE	1,417,564	0.00	50,000,000	0.00	50,000,000	0.00	0	0.00
TOTAL	1,417,564	0.00	50,000,000	0.00	50,000,000	0.00	0	0.00
GRAND TOTAL	\$1,417,564	0.00	\$50,000,000	0.00	\$50,000,000	0.00	\$0	0.00

DECISION ITEM DETAIL

Budget Unit	FY 2023	FY 2023	FY 2024	FY 2024	FY 2025	FY 2025	*****	*****
Decision Item	ACTUAL	ACTUAL	BUDGET	BUDGET	DEPT REQ	DEPT REQ	SECURED	SECURED
Budget Object Class	DOLLAR	FTE	DOLLAR	FTE	DOLLAR	FTE	COLUMN	COLUMN
HEALTH DATA UTILITY								
CORE								
PROFESSIONAL SERVICES	1,417,564	0.00	50,000,000	0.00	50,000,000	0.00	0	0.00
TOTAL - EE	1,417,564	0.00	50,000,000	0.00	50,000,000	0.00	0	0.00
GRAND TOTAL	\$1,417,564	0.00	\$50,000,000	0.00	\$50,000,000	0.00	\$0	0.00
GENERAL REVENUE	\$141,756	0.00	\$5,000,000	0.00	\$5,000,000	0.00		0.00
FEDERAL FUNDS	\$1,275,808	0.00	\$45,000,000	0.00	\$45,000,000	0.00		0.00
OTHER FUNDS	\$0	0.00	\$0	0.00	\$0	0.00		0.00

PROGRAM DESCRIPTION

Department: Social Services

HB Section(s): 11.630

Program Name: Health Data Utility

Program is found in the following core budget(s): Health Data Utility

1a. What strategic priority does this program address?

Improving health information technology to improve Medicaid.

1b. What does this program do?

This program will enhance Missouri's existing Health Information Exchange (HIE) infrastructure to support data analysis at MO HealthNet and across the Missouri Medicaid Enterprise through the creation of a Health Data Utility (HDU). Data will be used to enhance care delivery and system efficiency within MO HealthNet, and improve care delivery and health outcomes in underserved communities. All HIEs shall be required to maintain strict compliance with all patient privacy protections under the Health Insurance Portability and Accountability Act (HIPAA) and other applicable state and federal laws. MHD has engaged a contractor to perform an assessment, draft a plan, and create a requirements list for the HDU. Missouri's four HIEs are also contributing to a technical and business assessment, and are receiving funds starting in FY23 for the FTEs needed to do this work.

2a. Provide an activity measure(s) for the program.

This is a new program and MHD will have updated measures once data is available.

2b. Provide a measure(s) of the program's quality.

This is a new program and MHD will have updated measures once data is available.

2c. Provide a measure(s) of the program's impact.

This is a new program and MHD will have updated measures once data is available.

2d. Provide a measure(s) of the program's efficiency.

This is a new program and MHD will have updated measures once data is available.

PROGRAM DESCRIPTION

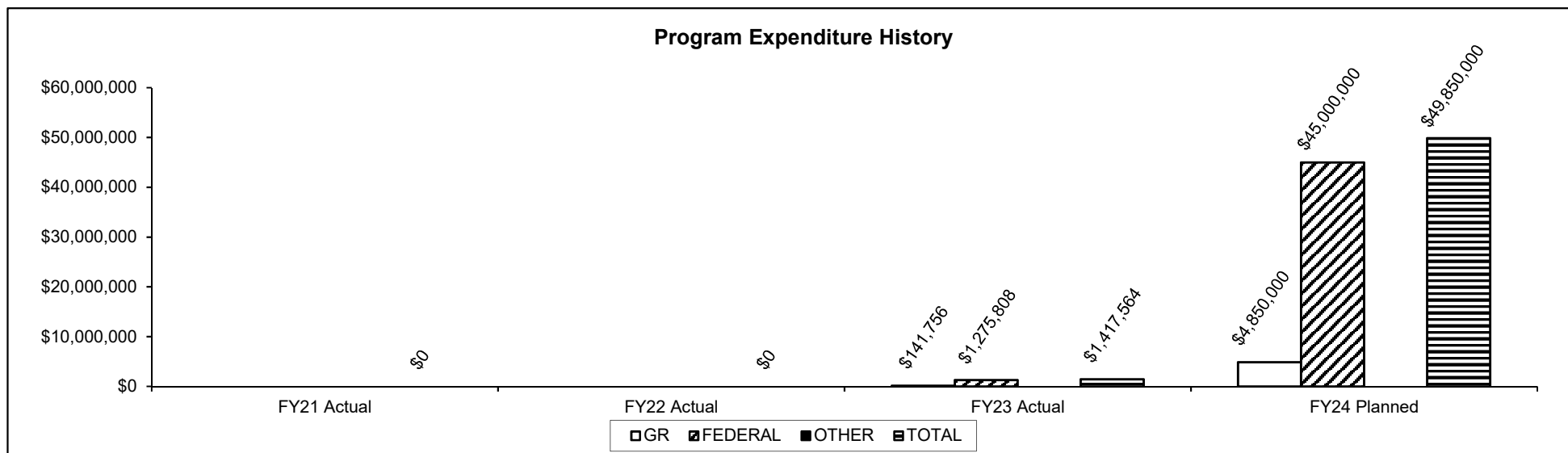
Department: Social Services

HB Section(s): 11.630

Program Name: Health Data Utility

Program is found in the following core budget(s): Health Data Utility

3. Provide actual expenditures for the prior three fiscal years and planned expenditures for the current fiscal year. (Note: Amounts do not include fringe benefit costs.)



Appropriation was established in FY2023. Planned FY2024 expenditures are net of reverted.

4. What are the sources of the "Other " funds?

N/A

5. What is the authorization for this program, i.e., federal or state statute, etc.? (Include the federal program number, if applicable.)

N/A

6. Are there federal matching requirements? If yes, please explain.

Expenditures for MMIS operations have three different federal financial participation (FFP) rates. The majority of MMIS expenditures earn 75% FFP and require 25% state share. Functions earning 75% include MMIS base operations and call center operations. Approved system enhancements earn 90% FFP and require 10% state share. Enrollment broker services, postage and general Medicaid administrative expenditures earn 50% FFP and require 50% state share.

7. Is this a federally mandated program? If yes, please explain.

No.

Core – Show Me Home

CORE DECISION ITEM

Department: Social Services
 Division: MO HealthNet
 Core: Show-Me Home

Budget Unit: 90524C
 HB Section: 11.635

1. CORE FINANCIAL SUMMARY

	FY 2025 Budget Request			
	GR	Federal	Other	Total
PS	0	0	0	0
EE	0	392,549	0	392,549
PSD	0	1,140,000	0	1,140,000
TRF	0	0	0	0
Total	0	1,532,549	0	1,532,549

	FY 2025 Governor's Recommendation			
	GR	Federal	Other	Total
PS	0	0	0	0
EE	0	0	0	0
PSD	0	0	0	0
TRF	0	0	0	0
Total	0	0	0	0

FTE **0.00** **0.00** **0.00** **0.00**

FTE **0.00** **0.00** **0.00** **0.00**

Est. Fringe	0	0	0	0
--------------------	---	---	---	---

Note: Fringes budgeted in House Bill 5 except for certain fringes budgeted directly to MoDOT, Highway Patrol, and Conservation.

Est. Fringe	0	0	0	0
--------------------	---	---	---	---

Note: Fringes budgeted in House Bill 5 except for certain fringes budgeted directly to MoDOT, Highway Patrol, and Conservation.

Other Funds: N/A

Other Funds: N/A

2. CORE DESCRIPTION

This budget item funds administration of the Show-Me Home (formerly Money Follows the Person) program which transitions individuals who are elderly, disabled, or who have developmental disabilities from nursing facilities or state-owned habilitation centers to Home and Community Based Services.

3. PROGRAM LISTING (list programs included in this core funding)

Show-Me Home

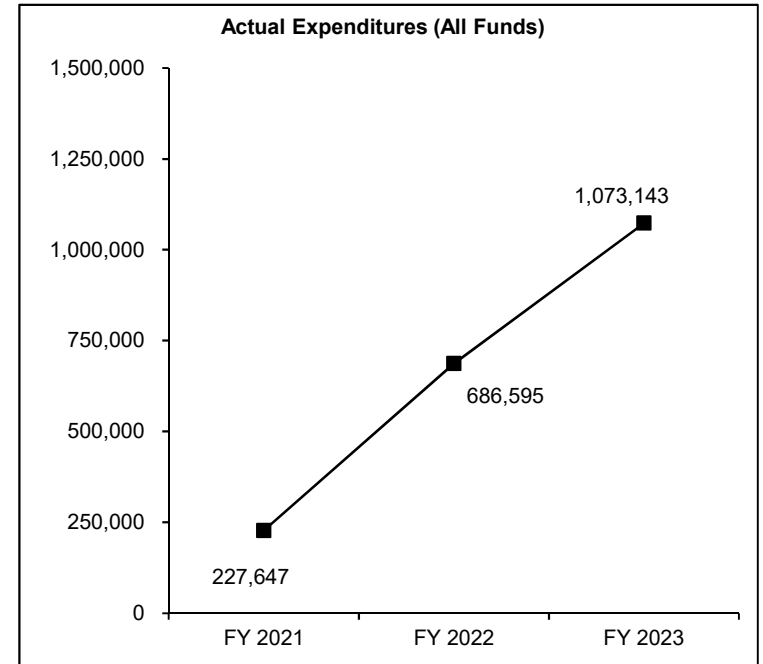
CORE DECISION ITEM

Department: Social Services
Division: MO HealthNet
Core: Show-Me Home

Budget Unit: 90524C
HB Section: 11.635

4. FINANCIAL HISTORY

	FY 2021 Actual	FY 2022 Actual	FY 2023 Actual	FY 2024 Current Yr.
Appropriation (All Funds)	532,549	1,532,549	1,532,549	1,532,549
Less Reverted (All Funds)	0	0	0	0
Less Restricted (All Funds)	0	0	0	0
Budget Authority (All Funds)	<u>532,549</u>	<u>1,532,549</u>	<u>1,532,549</u>	<u>1,532,549</u>
Actual Expenditures (All Funds)	<u>227,647</u>	<u>686,595</u>	<u>1,073,143</u>	N/A
Unexpended (All Funds)	<u><u>304,902</u></u>	<u><u>845,954</u></u>	<u><u>459,406</u></u>	<u><u>N/A</u></u>
Unexpended, by Fund:				
General Revenue	0	0	0	N/A
Federal	304,902	854,954	459,406	N/A
Other	0	0	0	N/A
		(1)	(2)	



*Current Year restricted amount is as of 9/01/2023.

Reverted includes statutory reserve amounts (when applicable).

Restricted includes Governor's expenditure restrictions which remained at the end of the fiscal year.

NOTES:

(1) FY22 - Supplemental awarded for \$1,000,000.

(2) FY23 - New Decision Item funded Show-Me Home CAA (\$1,000,000 Fed).

CORE RECONCILIATION DETAIL

**DEPARTMENT OF SOCIAL SERVICES
MONEY FOLLOWS THE PERSON GRANT**

5. CORE RECONCILIATION DETAIL

	Budget Class	FTE	GR	Federal	Other	Total	Explanation
TAFP AFTER VETOES							
	EE	0.00	0	392,549	0	392,549	
	PD	0.00	0	1,140,000	0	1,140,000	
	Total	0.00	0	1,532,549	0	1,532,549	
DEPARTMENT CORE REQUEST							
	EE	0.00	0	392,549	0	392,549	
	PD	0.00	0	1,140,000	0	1,140,000	
	Total	0.00	0	1,532,549	0	1,532,549	
GOVERNOR'S RECOMMENDED CORE							
	EE	0.00	0	392,549	0	392,549	
	PD	0.00	0	1,140,000	0	1,140,000	
	Total	0.00	0	1,532,549	0	1,532,549	

DECISION ITEM SUMMARY

Budget Unit									
Decision Item	FY 2023	FY 2023	FY 2024	FY 2024	FY 2025	FY 2025	*****	*****	
Budget Object Summary	ACTUAL	ACTUAL	BUDGET	BUDGET	DEPT REQ	DEPT REQ	SECURED	SECURED	
Fund	DOLLAR	FTE	DOLLAR	FTE	DOLLAR	FTE	COLUMN	COLUMN	
MONEY FOLLOWS THE PERSON GRANT									
CORE									
EXPENSE & EQUIPMENT									
DEPT OF SOC SERV FEDERAL & OTH	1,008,571	0.00	392,549	0.00	392,549	0.00	0	0.00	
TOTAL - EE	1,008,571	0.00	392,549	0.00	392,549	0.00	0	0.00	
PROGRAM-SPECIFIC									
DEPT OF SOC SERV FEDERAL & OTH	64,572	0.00	1,140,000	0.00	1,140,000	0.00	0	0.00	
TOTAL - PD	64,572	0.00	1,140,000	0.00	1,140,000	0.00	0	0.00	
TOTAL	1,073,143	0.00	1,532,549	0.00	1,532,549	0.00	0	0.00	
GRAND TOTAL	\$1,073,143	0.00	\$1,532,549	0.00	\$1,532,549	0.00	\$0	0.00	

DECISION ITEM DETAIL

Budget Unit	FY 2023	FY 2023	FY 2024	FY 2024	FY 2025	FY 2025	*****	*****
Decision Item	ACTUAL	ACTUAL	BUDGET	BUDGET	DEPT REQ	DEPT REQ	SECURED	SECURED
Budget Object Class	DOLLAR	FTE	DOLLAR	FTE	DOLLAR	FTE	COLUMN	COLUMN
MONEY FOLLOWS THE PERSON GRANT								
CORE								
TRAVEL, IN-STATE	0	0.00	1	0.00	1	0.00	0	0.00
TRAVEL, OUT-OF-STATE	0	0.00	1	0.00	1	0.00	0	0.00
SUPPLIES	158	0.00	1,000	0.00	1,000	0.00	0	0.00
PROFESSIONAL DEVELOPMENT	683	0.00	1	0.00	1	0.00	0	0.00
PROFESSIONAL SERVICES	1,006,018	0.00	391,544	0.00	391,544	0.00	0	0.00
OTHER EQUIPMENT	1,487	0.00	0	0.00	0	0.00	0	0.00
BUILDING LEASE PAYMENTS	225	0.00	1	0.00	1	0.00	0	0.00
MISCELLANEOUS EXPENSES	0	0.00	1	0.00	1	0.00	0	0.00
TOTAL - EE	1,008,571	0.00	392,549	0.00	392,549	0.00	0	0.00
PROGRAM DISTRIBUTIONS	64,572	0.00	1,140,000	0.00	1,140,000	0.00	0	0.00
TOTAL - PD	64,572	0.00	1,140,000	0.00	1,140,000	0.00	0	0.00
GRAND TOTAL	\$1,073,143	0.00	\$1,532,549	0.00	\$1,532,549	0.00	\$0	0.00
GENERAL REVENUE	\$0	0.00	\$0	0.00	\$0	0.00		0.00
FEDERAL FUNDS	\$1,073,143	0.00	\$1,532,549	0.00	\$1,532,549	0.00		0.00
OTHER FUNDS	\$0	0.00	\$0	0.00	\$0	0.00		0.00

PROGRAM DESCRIPTION

Department: Social Services

HB Section(s): 11.635

Program Name: Show-Me Home

Program is found in the following core budget(s): Show-Me Home

1a. What strategic priority does this program address?

Transition from institutional care to home

1b. What does this program do?

This budget item funds administration of the Show-Me Home program, formerly known as the Money Follows the Person Demonstration (MFP), which transitions Medicaid eligible individuals who are elderly, disabled, or who have developmental disabilities from nursing facilities or state owned habilitation centers to Home and Community Based Services (HCBS).

Since the first transition in October 2007 through December 31, 2022, the Show-Me Home program has successfully transitioned 2,289 Medicaid eligible individuals from institutional settings to the community. Show-Me Home tracks data by the calendar year and plans to assist in the transition of an additional 108 individuals by December 31, 2023.

Once enrolled, participants reside in the Show-Me Home program for 365 community days after which they seamlessly transition to the regular HCBS programs. Eligible individuals who transition from institutionalized settings to HCBS are eligible for enhanced federal match for community services for the first year after transition. After one year, community services provided to Show-Me Home participants earn the standard FMAP rate. The federal grant also provides up to \$2,400 for demonstration transition services to participants transitioning from a nursing facility, as a one-time assistance for transition costs to set up a home in the community.

The Consolidated Appropriations Act (CAA) of 2021 extended funding for the Show-Me Home program through calendar year 2023, with all funding to be expended by September of 2025.

PROGRAM DESCRIPTION

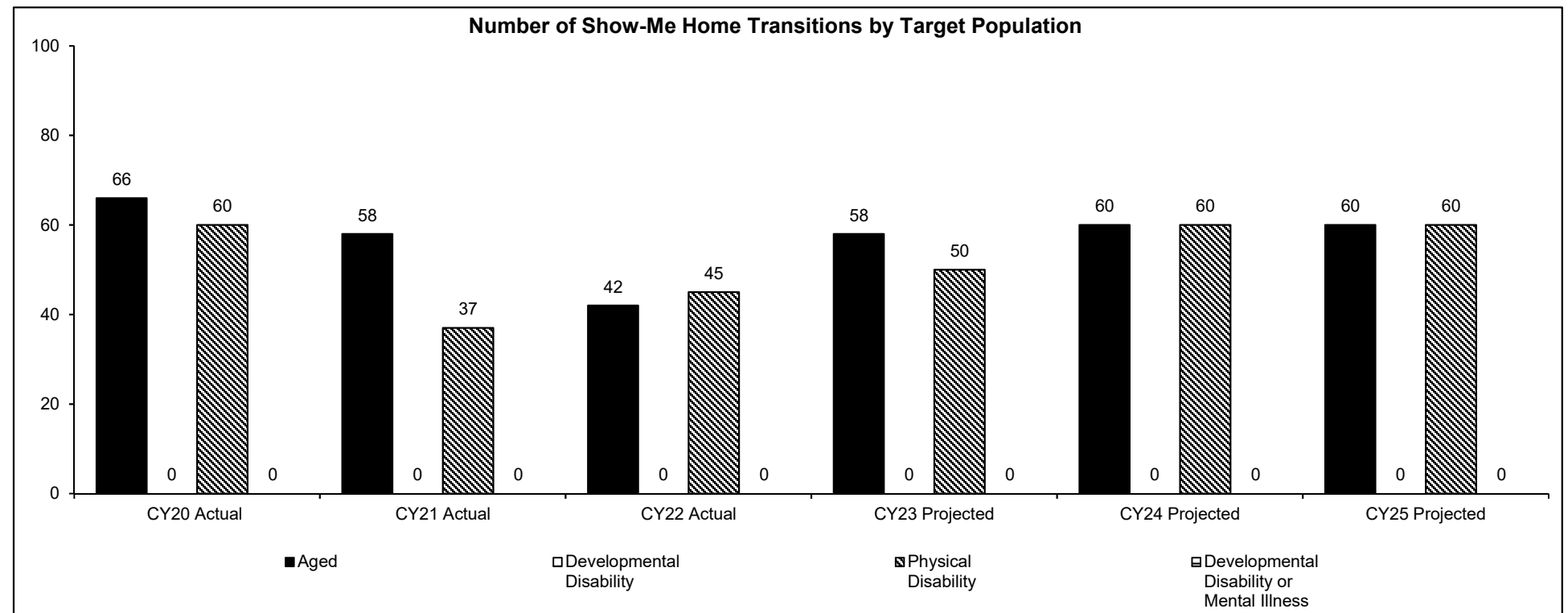
Department: Social Services

HB Section(s): 11.635

Program Name: Show-Me Home

Program is found in the following core budget(s): Show-Me Home

2a. Provide an activity measure(s) for the program.



Note: The Consolidated Appropriations Act (CAA) of 2021 extended funding for the Show-Me Home program through CY23, with all funding to be expended by September of 2025. The Show-Me Home Transition numbers dropped in CY22 due to the loss of a contractor that provided services in the St. Louis City and St. Louis County area. The new contractor didn't get started until April of CY22. The transition projection numbers are what the state has submitted to CMS during the budget submission process. In reviewing the transitions so far in CY23, it is anticipated that the program will exceed the CY23 projection.

PROGRAM DESCRIPTION

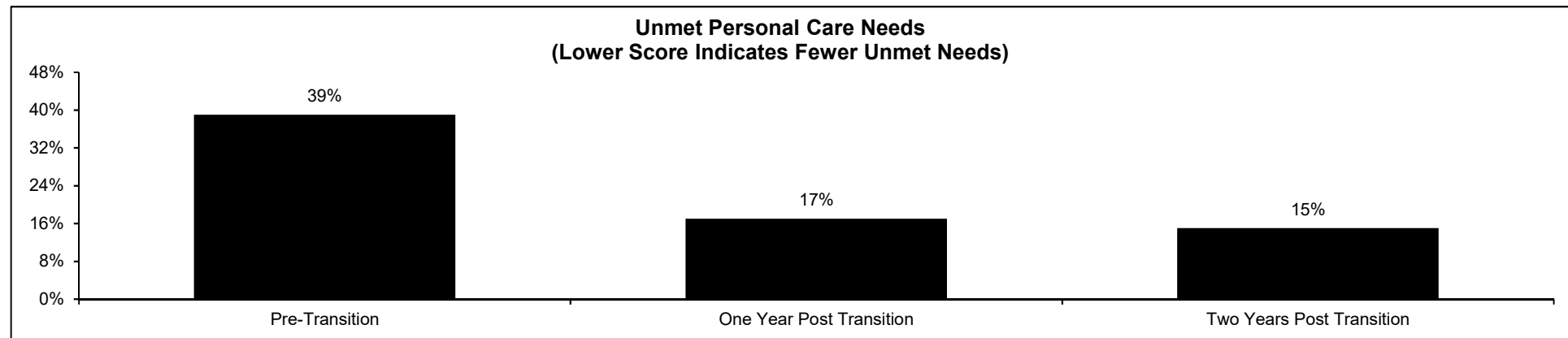
Department: Social Services

HB Section(s): 11.635

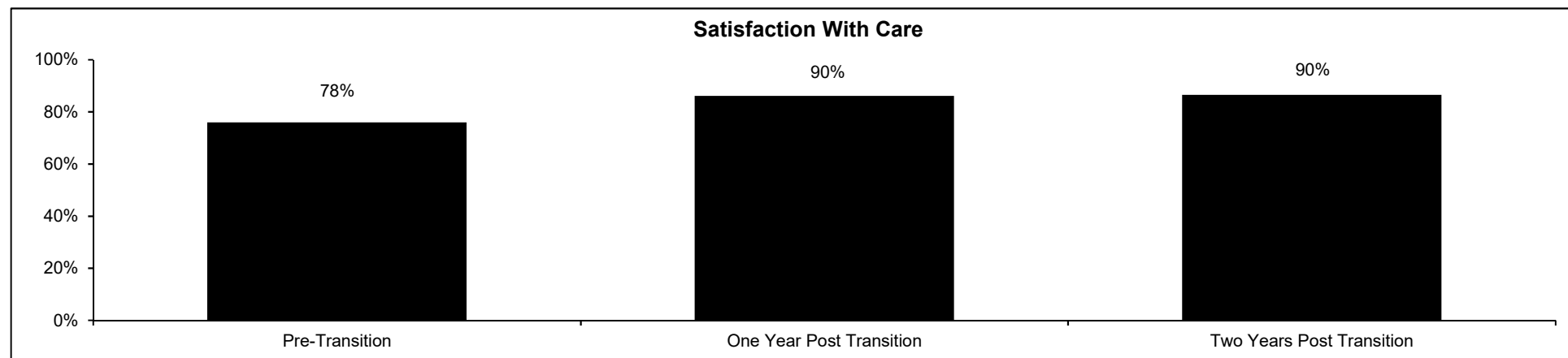
Program Name: Show-Me Home

Program is found in the following core budget(s): Show-Me Home

2b. Provide a measure(s) of the program's quality.



Note: Between CY07 and CY22, Show-Me Home participants were surveyed on their unmet personal care needs and overall satisfaction with care. Overall, 39 percent of participants in the sample reported having unmet personal care needs (defined as one or more unmet needs related to eating, bathing, toileting, and medication administration) while in institutional care; this declined to 17 and 15 percent one and two years later, respectively.



Note: Between CY07 and CY22, Show-Me Home participants were surveyed on their satisfaction with care. The aspect of care showing the largest improvement was treatment with respect and dignity by providers. Pre-transition, 78 percent of participants reported being treated with respect and dignity; this increased to 90 percent one year after transition, and 90 percent after two years in the community.

PROGRAM DESCRIPTION

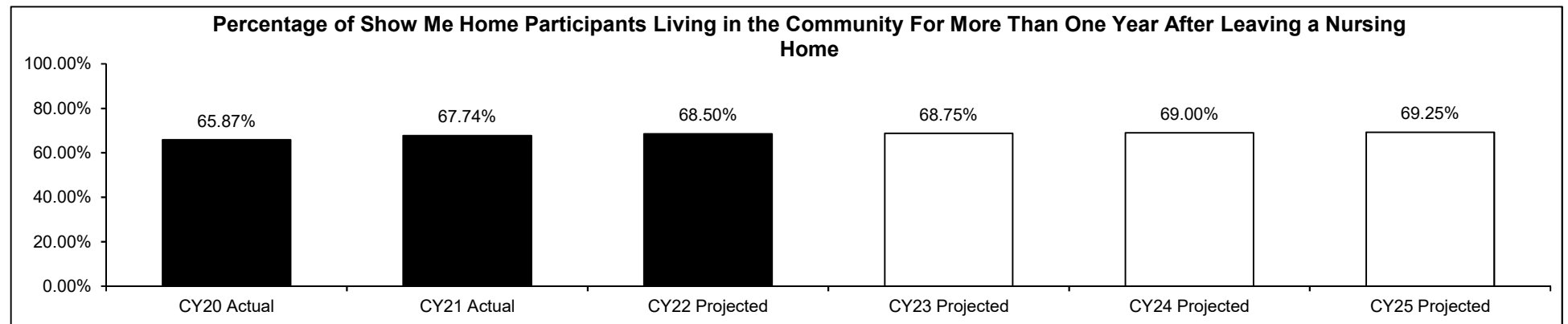
Department: Social Services

HB Section(s): 11.635

Program Name: Show-Me Home

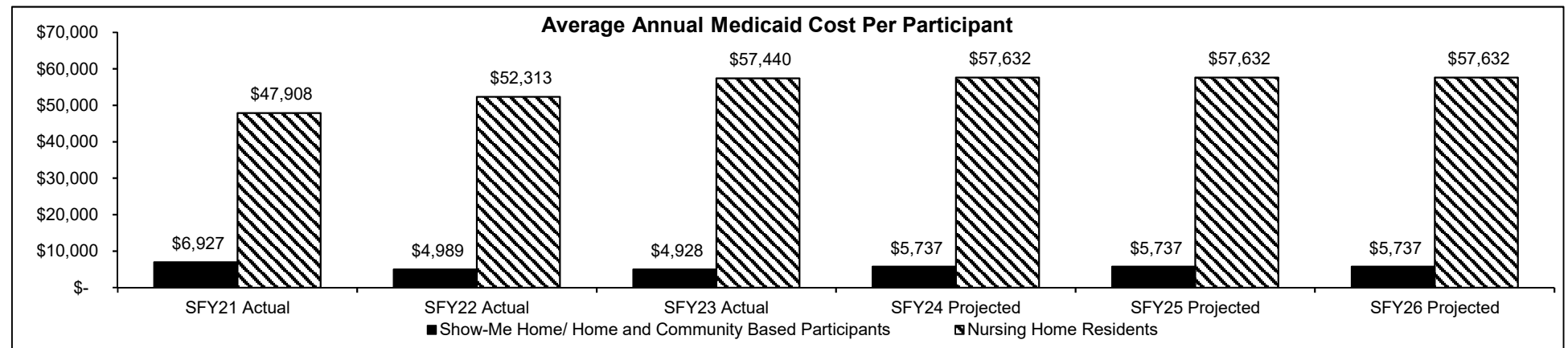
Program is found in the following core budget(s): Show-Me Home

2c. Provide a measure(s) of the program's impact.



Note: By CY24, the Show-Me Home transitions that occurred in CY22 will have had the opportunity to be in the community for 365 days. To get the most accurate data, participants that transitioned in CY22 may go into CY24 before completing their 365 days in the community. This occurs when a participant goes to the hospital for short stays, as those days do not count in the 365 days total. 61% of the CY21 Show Me Home participants were aged 63 and older.

2d. Provide a measure(s) of the program's efficiency.



Note 1: The Nursing Home Resident cost excludes the portion of costs that are the responsibility of the participant (Patient surplus).

Note 2: Show-Me Home/ Home and Community Based Participants are unduplicated Aged and Disabled participants.

PROGRAM DESCRIPTION

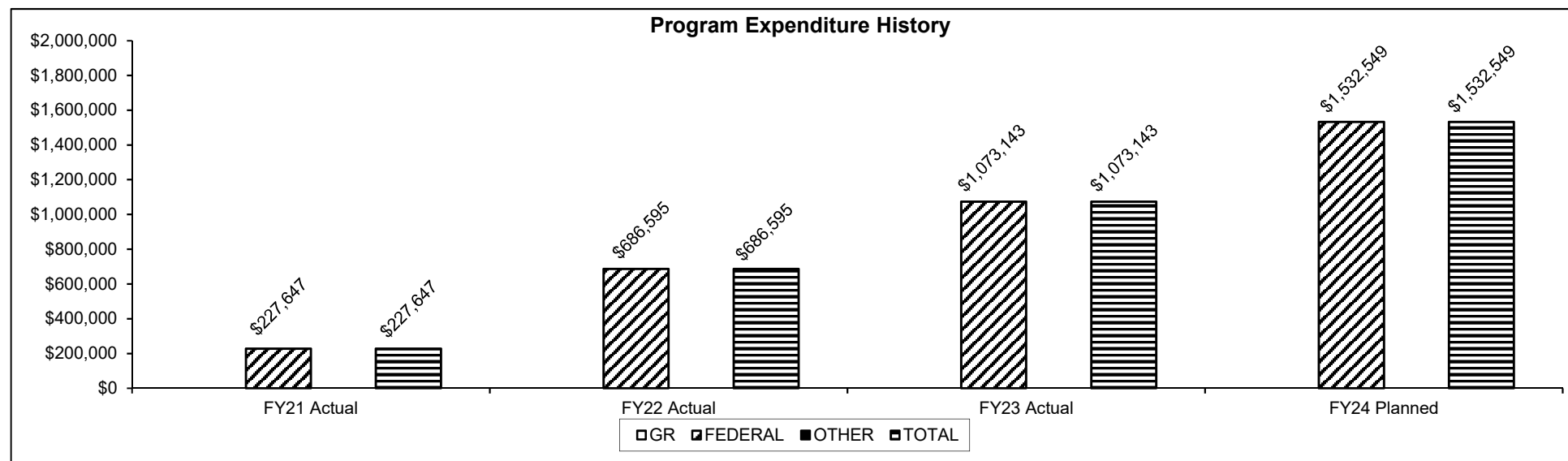
Department: Social Services

HB Section(s): 11.635

Program Name: Show-Me Home

Program is found in the following core budget(s): Show-Me Home

3. Provide actual expenditures for the prior three fiscal years and planned expenditures for the current fiscal year. (Note: Amounts do not include fringe benefit costs.)



4. What are the sources of the "Other " funds?

N/A

5. What is the authorization for this program, i.e., federal or state statute, etc.? (Include the federal program number, if applicable.)

Section 6071 of the Federal Deficit Reduction Act of 2005; PL 109-171, and amended by the Affordable Care Act, Section 2403.

6. Are there federal matching requirements? If yes, please explain.

No.

7. Is this a federally mandated program? If yes, please explain.

No.

Core – Pharmacy

CORE DECISION ITEM

Department: Social Services
Division: MO HealthNet
Core: Pharmacy

Budget Unit: 90541C
HB Section: 11.700

1. CORE FINANCIAL SUMMARY

	FY 2025 Budget Request					FY 2025 Governor's Recommendation			
	GR	Federal	Other	Total		GR	Federal	Other	Total
PS	0	0	0	0	PS	0	0	0	0
EE	0	0	0	0	EE	0	0	0	0
PSD	150,415,220	884,750,919	307,772,668	1,342,938,807	PSD	0	0	0	0
TRF	0	0	0	0	TRF	0	0	0	0
Total	150,415,220	884,750,919	307,772,668	1,342,938,807	Total	0	0	0	0
FTE	0.00	0.00	0.00	0.00	FTE	0.00	0.00	0.00	0.00

Est. Fringe	0	0	0	0
--------------------	---	---	---	---

Note: Fringes budgeted in House Bill 5 except for certain fringes budgeted directly to MoDOT, Highway Patrol, and Conservation.

Est. Fringe	0	0	0	0
--------------------	---	---	---	---

Note: Fringes budgeted in House Bill 5 except for certain fringes budgeted directly to MoDOT, Highway Patrol, and Conservation.

Other Funds: Pharmacy Rebates Fund (0114) - \$260,835,622
 Third Party Liability Collections Fund (TPL) (0120) - \$4,217,574
 Pharmacy Reimbursement Allowance Fund (0144) - \$35,376,122
 Health Initiatives Fund (HIF) (0275) - \$3,543,350
 Premium Fund (0885) - \$3,800,000

Other Funds:

2. CORE DESCRIPTION

This item funds the pharmacy program which is necessary to maintain pharmacy reimbursement at a sufficient level to ensure quality health care and provider participation. Funding provides pharmacy services for both managed care and fee-for-service populations. Beginning on October 1, 2009, pharmacy services were carved-out of the managed care capitation rates and the state began administering the pharmacy benefit for participants enrolled in managed care as well as participants enrolled in fee-for-service.

3. PROGRAM LISTING (list programs included in this core funding)

Pharmacy

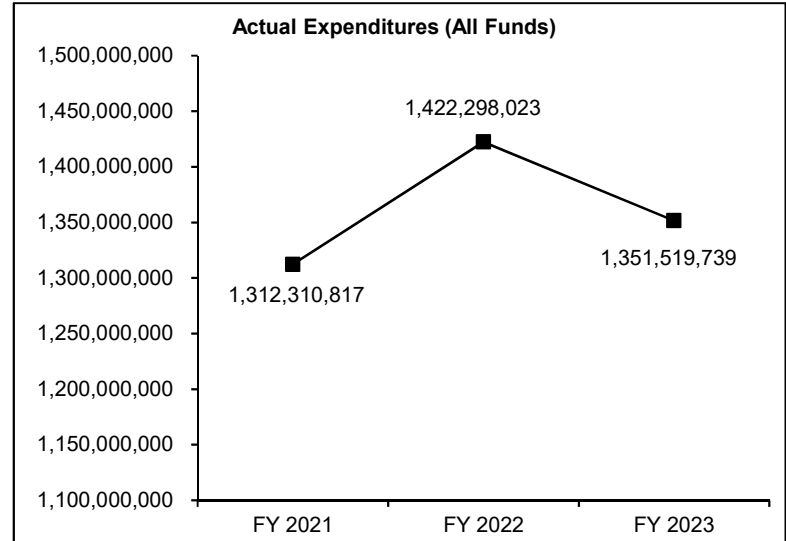
CORE DECISION ITEM

Department: Social Services
Division: MO HealthNet
Core: Pharmacy

Budget Unit: 90541C
HB Section: 11.700

4. FINANCIAL HISTORY

	FY 2021 Actual	FY 2022 Actual	FY 2023 Actual	FY 2024 Current Yr.
Appropriation (All Funds)	1,350,314,387	1,534,123,489	1,381,064,936	1,342,938,807
Less Reverted (All Funds)	0	0	0	0
Less Restricted (All Funds)	0	0	0	0
Budget Authority (All Funds)	1,350,314,387	1,534,123,489	1,381,064,936	1,342,938,807
Actual Expenditures (All Funds)	1,312,310,817	1,422,298,023	1,351,519,739	N/A
Unexpended (All Funds)	38,003,570	111,825,466	29,545,197	N/A
Unexpended, by Fund:				
General Revenue	579,211	0	23,687,090	N/A
Federal	963,681	110,607,920	808,109	N/A
Other	36,460,678	1,217,546	5,049,998	N/A
	(1)	(2)	(3)	(4)



*Current Year restricted amount is as of 9/01/2023.

Reverted includes statutory reserve amounts (when applicable).

Restricted includes Governor's expenditure restrictions which remained at the end of the fiscal year.

NOTES:

(1) FY21 - New Decision Items funded for FMAP Adjustment (\$7,036,911 GR), Cost to Continue (\$3,602,022 GR; \$19,430,769 Fed), Asset Limit CTC (\$369,656 GR; \$690,533 Fed), Specialty PMPM (\$8,141,069 GR; \$15,197,664 Fed), Asset Limit Phase-In (\$26,043 GR; \$171,911 Fed; \$65,985 OTH), Pharmacy Trikafta CTC (\$9,969,961 GR; \$18,624,299 Fed). \$33,308,697 GR and \$44,908,816 Fed was used as flex to cover other program expenditures. \$19,700,000 GR and \$12,346,597 Fed was flexed in to cover program expenditures.

(2) FY22 - New Decision Items funded for FMAP Adjustment (\$31,474,129 Fed), Cost to Continue (\$753,473 GR; \$53,865,689 Fed), Asset Limit CTC (\$840,791 GR; \$1,632,851 Fed), GR Pick-up for Tobacco Shortfall (\$5,576,108 GR), Specialty PMPM (\$11,633,451 GR; \$22,653,021 Fed), Non-Specialty PMPM (\$1,573,831 GR; \$3,064,613 Fed), CMS Dispensing Fee (\$4,000,000 GR; \$1,000,000 Fed). Supplemental Awarded for \$181,242,609 (Fed funds 0809 and 0358). \$21,000,000 used as flex and \$45,025,000 was flexed in to cover program expenditures. \$20,000,000 Pharmacy Rebates fund (0114) was held in agency reserve.

(3) FY23 - New Decision Items funded for MHD CTC (\$67,422,562 GR; \$14,384,840 Other), CHIP Authority CTC (\$28,795,199 Fed), Pharm. Specialty PMPM (\$13,220,292 GR, \$25,705,332 Fed), Pharm. Non-Specialty PMPM (\$1,399,713 GR; \$2,720,031 Fed). \$60,465,000 GR and \$105,795,199 Fed was used as flex to cover expenditures.

(4) FY24 - New Decision Items funded for FMAP Adjustment (1,609,158 GR), Pharm. Specialty PMPM (12,852,684 GR; \$31,265,118 Fed), Pharm. Non-Specialty PMPM (\$4,586,018 GR; \$8,869,304 Fed). Supplemental awarded for \$70,497,780.

CORE RECONCILIATION DETAIL

**DEPARTMENT OF SOCIAL SERVICES
PHARMACY**

5. CORE RECONCILIATION DETAIL

	Budget Class	FTE	GR	Federal	Other	Total	Explanation
TAFP AFTER VETOES							
	PD	0.00	150,415,220	884,750,919	307,772,668	1,342,938,807	
	Total	0.00	150,415,220	884,750,919	307,772,668	1,342,938,807	
DEPARTMENT CORE REQUEST							
	PD	0.00	150,415,220	884,750,919	307,772,668	1,342,938,807	
	Total	0.00	150,415,220	884,750,919	307,772,668	1,342,938,807	
GOVERNOR'S RECOMMENDED CORE							
	PD	0.00	150,415,220	884,750,919	307,772,668	1,342,938,807	
	Total	0.00	150,415,220	884,750,919	307,772,668	1,342,938,807	

DECISION ITEM SUMMARY

Budget Unit									
Decision Item	FY 2023	FY 2023	FY 2024	FY 2024	FY 2025	FY 2025	*****	*****	
Budget Object Summary	ACTUAL	ACTUAL	BUDGET	BUDGET	DEPT REQ	DEPT REQ	SECURED	SECURED	
Fund	DOLLAR	FTE	DOLLAR	FTE	DOLLAR	FTE	COLUMN	COLUMN	
PHARMACY									
CORE									
PROGRAM-SPECIFIC									
GENERAL REVENUE	154,659,114	0.00	150,415,220	0.00	150,415,220	0.00	0	0.00	
TITLE XIX-FEDERAL AND OTHER	894,137,957	0.00	884,750,919	0.00	884,750,919	0.00	0	0.00	
PHARMACY REBATES	260,835,622	0.00	260,835,622	0.00	260,835,622	0.00	0	0.00	
THIRD PARTY LIABILITY COLLECT	2,967,574	0.00	4,217,574	0.00	4,217,574	0.00	0	0.00	
PHARMACY REIMBURSEMENT ALLOWAN	35,376,122	0.00	35,376,122	0.00	35,376,122	0.00	0	0.00	
HEALTH INITIATIVES	3,543,350	0.00	3,543,350	0.00	3,543,350	0.00	0	0.00	
PREMIUM	0	0.00	3,800,000	0.00	3,800,000	0.00	0	0.00	
TOTAL - PD	1,351,519,739	0.00	1,342,938,807	0.00	1,342,938,807	0.00	0	0.00	
TOTAL	1,351,519,739	0.00	1,342,938,807	0.00	1,342,938,807	0.00	0	0.00	
Pharmacy Specialty PMPM - 1886013									
PROGRAM-SPECIFIC									
GENERAL REVENUE	0	0.00	0	0.00	15,435,029	0.00	0	0.00	
TITLE XIX-FEDERAL AND OTHER	0	0.00	0	0.00	30,055,774	0.00	0	0.00	
TOTAL - PD	0	0.00	0	0.00	45,490,803	0.00	0	0.00	
TOTAL	0	0.00	0	0.00	45,490,803	0.00	0	0.00	
Pharmacy Non-Specialty PMPM - 1886014									
PROGRAM-SPECIFIC									
GENERAL REVENUE	0	0.00	0	0.00	4,971,003	0.00	0	0.00	
TITLE XIX-FEDERAL AND OTHER	0	0.00	0	0.00	9,679,756	0.00	0	0.00	
TOTAL - PD	0	0.00	0	0.00	14,650,759	0.00	0	0.00	
TOTAL	0	0.00	0	0.00	14,650,759	0.00	0	0.00	
MHD CTC - 1886020									
PROGRAM-SPECIFIC									
GENERAL REVENUE	0	0.00	0	0.00	31,207,576	0.00	0	0.00	

DECISION ITEM SUMMARY

Budget Unit									
Decision Item	FY 2023	FY 2023	FY 2024	FY 2024	FY 2025	FY 2025	*****	*****	
Budget Object Summary	ACTUAL	ACTUAL	BUDGET	BUDGET	DEPT REQ	DEPT REQ	SECURED	SECURED	
Fund	DOLLAR	FTE	DOLLAR	FTE	DOLLAR	FTE	COLUMN	COLUMN	
PHARMACY									
MHD CTC - 1886020									
PROGRAM-SPECIFIC									
TITLE XIX-FEDERAL AND OTHER	0	0.00	0	0.00	48,983,821	0.00	0	0.00	
TOTAL - PD	0	0.00	0	0.00	80,191,397	0.00	0	0.00	
TOTAL	0	0.00	0	0.00	80,191,397	0.00	0	0.00	
GRAND TOTAL	\$1,351,519,739	0.00	\$1,342,938,807	0.00	\$1,483,271,766	0.00	\$0	0.00	

FLEXIBILITY REQUEST FORM

BUDGET UNIT NUMBER: 90541C BUDGET UNIT NAME: Pharmacy HOUSE BILL SECTION: 11.700	DEPARTMENT: Social Services DIVISION: MO HealthNet
---	---

1. Provide the amount by fund of personal service flexibility and the amount by fund of expense and equipment flexibility you are requesting in dollar and percentage terms and explain why the flexibility is needed. If flexibility is being requested among divisions, provide the amount by fund of flexibility you are requesting in dollar and percentage terms and explain why the flexibility is needed.

Department Request

10% flexibility is requested between sections 11.700 (Pharmacy and Clawback), 11.715 (Physician Related Prof), 11.716 (PACE), 11.720 (Dental), 11.725 (Premium Payments), 11.730 (Nursing Facilities and Home Health), 11.745 (Rehab Specialty Services and NEMT), 11.755 (Complex Rehab), 11.760 (Managed Care), 11.765 (MC Specialty Plan), 11.770 (Hospital Care), 11.795 (Health Homes), 11.810 (CHIP), 11.815 (SMHB), 11.825 (Blind).

2. Estimate how much flexibility will be used for the budget year. How much flexibility was used in the Prior Year Budget and the Current Year Budget? Please specify the amount.

PRIOR YEAR ACTUAL AMOUNT OF FLEXIBILITY USED	CURRENT YEAR ESTIMATED AMOUNT OF FLEXIBILITY THAT WILL BE USED	BUDGET REQUEST ESTIMATED AMOUNT OF FLEXIBILITY THAT WILL BE USED
\$147,913,017	DSS will flex up to 10% between sections.	Up to 10% flexibility will be used.

3. Please explain how flexibility was used in the prior and/or current years.

PRIOR YEAR EXPLAIN ACTUAL USE	CURRENT YEAR EXPLAIN PLANNED USE
To allow for program payments in Managed Care and Rehab and Specialty Services.	Flexibility allows for MHD to move authority between program sections to ensure bi-monthly payroll obligations are met and services continue to be provided without disruption or delay. Flex allows MHD to shift authority to sections where there is need.

DECISION ITEM DETAIL

Budget Unit	FY 2023	FY 2023	FY 2024	FY 2024	FY 2025	FY 2025	*****	*****
Decision Item	ACTUAL	ACTUAL	BUDGET	BUDGET	DEPT REQ	DEPT REQ	SECURED	SECURED
Budget Object Class	DOLLAR	FTE	DOLLAR	FTE	DOLLAR	FTE	COLUMN	COLUMN
PHARMACY								
CORE								
PROGRAM DISTRIBUTIONS	1,351,519,739	0.00	1,342,938,807	0.00	1,342,938,807	0.00	0	0.00
TOTAL - PD	1,351,519,739	0.00	1,342,938,807	0.00	1,342,938,807	0.00	0	0.00
GRAND TOTAL	\$1,351,519,739	0.00	\$1,342,938,807	0.00	\$1,342,938,807	0.00	\$0	0.00
GENERAL REVENUE	\$154,659,114	0.00	\$150,415,220	0.00	\$150,415,220	0.00		0.00
FEDERAL FUNDS	\$894,137,957	0.00	\$884,750,919	0.00	\$884,750,919	0.00		0.00
OTHER FUNDS	\$302,722,668	0.00	\$307,772,668	0.00	\$307,772,668	0.00		0.00

PROGRAM DESCRIPTION

Department: Social Services

HB Section(s): 11.700

Program Name: Pharmacy

Program is found in the following core budget(s): Pharmacy

1a. What strategic priority does this program address?

Access safe and cost effective medications for the MO HealthNet Division (MHD) participants

1b. What does this program do?

The MO HealthNet Pharmacy Program reimburses outpatient prescription drugs for managed care and fee-for-service eligible participants. The Omnibus Budget Reconciliation Act of 1990 (OBRA-90) significantly expanded the coverage of pharmacy provisions to include reimbursements for all drug products of manufacturers that have entered into a rebate agreement with the Federal Department of Health and Human Services (HHS). States have the authority to manage state-specific drug purchasing and formulary decisions through Drug Utilization Review boards. MHD has a robust Drug Utilization Review process to ensure medications are clinically and fiscally appropriate. This process is ongoing as new pharmaceutical agents are approved frequently. In addition, OBRA-90 included provisions requiring both a prospective and retrospective drug use review program.

The Centers for Medicare and Medicaid Services (CMS) published a final rule on January 1, 2016, pertaining to Medicaid reimbursement for covered outpatient drugs. The purpose of the final rule is to implement changes to the prescription drug reimbursement structure as enacted by the Affordable Care Act (ACA). States are required to establish actual acquisition cost (AAC) as the basis of ingredient cost reimbursement to providers, as well as evaluate the professional dispensing fee reimbursement. With the final rule, states must also establish a payment methodology for 340B entities and 340B contract pharmacies.

Entities that are 340B covered are eligible to purchase discounted drugs through the Public Health Service Act's 340B Drug Discount program. Examples of 340B entities include federally qualified health centers, hemophilia treatment centers, disproportionate share hospitals, sole community hospitals, AIDS drug assistance programs, and family planning clinics.

Effective July 1, 2021 MHD drug reimbursement is based on the following hierarchy methodology:

- National Average Drug Acquisition Cost (NADAC), plus professional dispensing fee. If there is no NADAC:
 - Missouri Maximum Allowed Cost (MAC), plus professional dispensing fee. If there is no NADAC or MAC:
 - Wholesale Acquisition Cost (WAC), plus professional dispensing fee
 - The usual and customary (U&C) charge submitted by the provider if it is lower than the chosen price (NADAC, MAC, or WAC)
- 340B purchased drugs dispensed by pharmacy providers will be reimbursed at their actual acquisition cost, up to the 340B Maximum Allowable Cost (MAC) (calculated ceiling price) plus a professional dispensing fee. Covered entities are required to bill no more than their actual acquisition cost plus the professional dispensing fee.
- Physician-administered drugs purchased through the 340B program will be reimbursed the lesser of the Physician-Administered 340B MAC or the actual acquisition cost submitted by the provider. A professional dispensing fee is not applied to physician-administered drugs. The Physician-Administered 340B MAC is calculated by adding 6%, up to \$600, to the calculated ceiling price.

PROGRAM DESCRIPTION

Department: Social Services

HB Section(s): 11.700

Program Name: Pharmacy

Program is found in the following core budget(s): Pharmacy

WAC is the manufacturer's published catalog or list price for a drug product to wholesalers; NADAC is based on CMS's monthly surveys of retail pharmacies to determine the average acquisition cost for covered outpatient drugs; and MAC is the maximum reimbursement for drugs set at a state level. MHD uses its electronic tools incorporating clinical and fiscal criteria derived from best practices and evidence-based medical information to adjudicate claims through clinical and fiscal edits, preferred drug list edits, and prior authorization.

Pharmacies doing business in Missouri are also assessed a provider tax. Funds from this tax are used to provide dispensing fee payments and to support MHD pharmacy payments. See the Pharmacy Reimbursement Allowance tab for more detail.

Rebate Program

The U.S. Congress created the Medicaid outpatient prescription drug rebate program when it enacted the Omnibus Budget Reconciliation Act (OBRA) '90. The goal of the program is to reduce the cost of outpatient prescription drugs by requiring drug manufacturers to pay a rebate directly to state Medicaid programs. The purpose of the program is to reduce the cost of prescription drugs without placing an undue burden on pharmacies. The intent of this rebate is to allow state and federal governments to receive price reductions similar to those received by other high-volume purchasers of drugs.

OBRA '90 requires all drug manufacturers to enter into a drug rebate agreement with CMS before their product lines will be eligible for coverage by Medicaid. Currently, approximately 700 manufacturers have signed agreements with the Centers for Medicare and Medicaid Services (CMS) and participate in the Drug Rebate Program. For MHD participants, approximately 570 manufacturers have products dispensed and invoiced quarterly. Once the drug manufacturer has entered into the agreement, the state Medicaid programs are required to provide coverage for the manufacturers' drug products. However, the state has the option of excluding certain categories of the manufacturer's products or requiring prior authorization for reimbursement of products. Manufacturers are required to calculate and make rebate payments to the state Medicaid agency for the manufacturers' covered outpatient drugs reimbursed by the state during each quarter. Manufacturers are to be invoiced no later than 60 days after the end of each calendar quarter and are required to make payment for the calculated drug rebate directly to the state Medicaid program within 38 days of invoicing.

Current minimum Federal Drug Rebate amounts are as follows:

- 23.1% of the Average Manufacturer Price (AMP) for single-source brand-name drugs
- 17.1% of AMP generics, clotting factor, and drugs with exclusive FDA approval for pediatrics

The manufacturer may also be required to pay an additional rebate amount based on a calculation related to the Consumer Price Index and price increases for a drug. Approximately 34% of the total rebates collected are used as a state share funding source rather than using General Revenue funds. Based on the FMAP rate, approximately 66% of the rebates collected are returned to the federal government.

In addition to the Federal Drug Rebate Program, MO HealthNet may negotiate additional discounts in the form of Supplemental Drug Rebates. Drug manufacturers may contract to pay National Drug Code (NDC)-specific Supplemental Drug Rebates as a condition for placement on the state's Preferred Drug List (PDL). MHD invoices and collects these rebates from manufacturers, along with the federal rebates, and submits the federal portion of the rebates to CMS while retaining the state share. Combined, Federal Rebates and Supplemental Rebates offset approximately 65% of total reimbursement to providers for drugs.

PROGRAM DESCRIPTION

Department: Social Services

HB Section(s): 11.700

Program Name: Pharmacy

Program is found in the following core budget(s): Pharmacy

Benefit Management and Cost Savings Tools

Clinical Management Services and System for Pharmacy Claims and Prior Authorization (CMSP)

The contract with Conduent utilizes their CyberAccessSM tool to create integrated patient profiles containing prescription information, as well as patient diagnoses and procedure codes for a running 24 months of history. CyberAccessSM provides:

- Daily updated participant claims history profiles
- Identification of all drugs, procedures, related diagnoses and ordering providers from claims paid by MHD for a rolling 36 month period
- 3 years of Point of Service (POS) pharmacy claims refreshed every 10 minutes

Fiscal and Clinical Edits

Fiscal and Clinical Edits optimize the use of program funds and enhance patient care through improved use of pharmaceuticals. Since the implementation of the OBRA '90, education on the use of pharmaceuticals has been accomplished primarily through DUR. However, the prospective DUR alerts currently generated by the fiscal agent have been largely ignored by pharmacy providers as they are more general in nature, and few are tied to claim reimbursement. Other third-party payers have successfully utilized more extensive evidence-based claims screening edits to control costs. These edits apply within MHD to achieve similar cost controls.

Point-of-Service Pharmacy

Claims are routed through Conduent's automated system to apply edits specifically designed to assure effective utilization of pharmaceuticals. The edits are founded on evidence-based clinical and nationally recognized expert consensus criteria. Claims will continue to be processed by Wipro, MHD's fiscal agent, for all other edits and final adjudication. After processing by Conduent and Wipro, the claim is sent back to the provider with a total processing time of approximately 5 seconds. Claims that are denied by the system edits will require an override from the existing help desk. Providers seeking an override must contact the help desk for approval, which will be granted if medically necessary.

Preferred Drug List (PDL) Edits

The PDL utilizes information from various clinical sources, including the UMKC Drug Information Center (DIC), the Oregon Evidence-Based Drug Research Consortium, MHD clinical contractors, and MHD's clinical research team. Clinical information is paired with fiscal evaluation to develop a therapeutic class recommendation. The resulting PDL process incorporates clinical edits, including step therapies into the prescription drug program. Clinical edits are designed to enhance patient care and optimize program funds through therapeutically prudent use of pharmaceuticals. Pharmacy claims are routed through an automated computer system to apply edits specifically designed to ensure effective and appropriate drug utilization. The goal is to encourage cost effective therapy within the selected drug class.

PROGRAM DESCRIPTION

Department: Social Services

HB Section(s): 11.700

Program Name: Pharmacy

Program is found in the following core budget(s): Pharmacy

Prior Authorization

Any covered outpatient drug can be subject to Prior Authorization (PA). Effective August 1, 1992, a PA process was implemented for certain specific drugs under the pharmacy program. In conjunction with MHD Advisory groups (see below), approval criteria are established with the minimum being approved FDA clinical indication. MHD may establish additional clinical and/or fiscal criteria for approval or denial. Drug PA requests are received via telephone, fax, or mail. All requests for a drug PA must be initiated by a physician or authorized prescriber (advanced practice nurse) with prescribing authority for the drug category for which a PA is being requested. As specified in OBRA '90, drug PA programs must provide a response by telephone or other telecommunication devices within 24 hours of receipt. All requests must include all required information. Requests received with insufficient information for review or received from someone other than a physician or authorized prescriber will not initiate a PA review nor the 24-hour response period. Drug PA requests received via telephone are keyed online and notification of approval will be given at the time of the call or by return fax or phone call. MHD technicians who staff this hotline work through algorithms developed by the Drug Prior Authorization Committee with the assistance of the UMKC-DIC School of Pharmacy. These algorithms are sets of questions used to make a determination to approve or deny the request. Making the prior authorization determination online allows the PA file to be updated immediately. For approvals, the requestor will be given an authorization period. Pharmacies may record this information for this purpose as well.

Drug Utilization Review

This process is currently provided by Conduent and will be an extension of the current process with some enhancements. Under the new contract, this initiative will utilize the same database/computer system as the previously described components. This system uses a relational database capable of interfacing MHD paid claims history with flexible, high-quality clinical evaluation criteria. The process is designed to identify high-risk drug use patterns among physicians, pharmacists, and beneficiaries, and to educate providers (prescribers and dispensers) on appropriate and cost-effective drug use. This process is capable of identifying providers prescribing and dispensing practices that deviate from defined standards, as well as generating provider profiles and ad hoc reports for specified provider and participant populations. The goal of the program is to maximize drug therapy and outcomes and optimize expenditures for health care.

Board and Committee Support and Oversight

MHD operates both prospective and retrospective Drug Utilization Review (DUR) as required by federal and state law. The DUR program is focused on educating health care providers on the appropriate use of medications and informing them of potential drug therapy problems found in the review of drug and diagnostic information obtained from MHD claims history. The DUR Board is central to all DUR program activities, and its duties and membership requirements are specified in state and federal law. DUR Board members are appointed by the Governor with the advice and consent of the Senate, and its 13 members include six physicians, six pharmacists, and one quality assurance nurse. In an ongoing process, the DUR Board reviews and makes changes to the clinical therapeutic criteria used to generate prospective and retrospective DUR interventions. The DUR Board also advises the division on other issues related to appropriate drug therapy and produces a quarterly newsletter for providers on selected drug topics. In addition to the Board, a Regional DUR Committee, composed of physicians and pharmacists, evaluates individual participants' retrospective drug regimens and advises their providers on appropriate drug use or potentially problematic drug therapies. The MHD Drug Prior Authorization (PA) Committee is established in state regulation. This advisory committee is charged with reviewing drugs and recommending those drugs which are appropriate for reimbursement as a regular benefit versus those which should be placed on prior authorization status. All such recommendations made by the Drug PA Committee are referred to the DUR Board, as they are the statutorily-appointed advisory group for final recommendation to the division.

PROGRAM DESCRIPTION

Department: Social Services

HB Section(s): 11.700

Program Name: Pharmacy

Program is found in the following core budget(s): Pharmacy

The Advisory Council on Rare Diseases and Personalized Medicine is established in state regulation. This board will serve as an expert advisory committee to the DUR board in regards to beneficiary access to drugs or biological products for rare diseases. The Advisory Council on Rare Diseases and Personalized Medicine members are appointed by the Director of the Department of Social Services, and members include 5 physicians, 2 medical researchers, 1 registered nurse, 1 pharmacist, 1 professor, 1 individual representing the rare disease community, 1 member of the rare disease foundation, and 1 representative from a rare disease center within a comprehensive pediatric hospital. The DUR Board shall request and consider information from the Advisory Council on Rare Diseases and Personalized Medicine when making recommendations or determinations regarding prior authorization and reauthorization criteria for rare disease drugs and other topics related to rare diseases.

Cost Containment Initiatives

As a result of new drugs, rapidly changing prescribing patterns and increased expenditures in the MHD fee-for-service pharmacy program, MHD continues to implement a number of administrative measures to ensure the economic and efficient provision of the MHD pharmacy benefit. These strategies have been developed through recommendations from a number of sources, including affected state agencies, provider groups, and the pharmaceutical industry. These initiatives intend to ensure that MHD participants get the correct drug to meet their needs, in the correct amount, and for the correct period of time. Examples of some of the cost containment initiatives, processed through clinical management, include:

- **Edits - Dose Optimization:** Effective for dates of service on or after April 16, 2002, claims submitted to the MO HealthNet Pharmacy Program are subject to edits to identify claims for pharmacy services that fall outside expected patterns of use for certain products. Overrides to these edit denials can be processed through the Pharmacy hotline. Justification for utilization outside expected patterns, such as Food and Drug Administration (FDA) approved labeling, is required for approval of such an override.
- **Preferred Drug List (PDL):** As a tool for containing costs, the PDL provides access to the most cost-effective drug therapy for specific drug categories. Preferred status on the PDL provides the state with Supplemental Rebates for selected name-brand and/or single-source drugs and lowers the net cost. See above for PDL details. MO HealthNet began the PDL in 2003.
- **Diabetic Supplies:** In December 2003, the MHD moved diabetic testing supplies and syringes from the Durable Medical Equipment (DME) program to the pharmacy program, and initiated a single source diabetic testing supply initiative, continuing to encourage patient blood glucose testing while minimizing state expenditures. In April 2005, the pharmacy program moved to a multi-source diabetic testing supplies initiative. Diabetic testing supply products and syringes are now available in preferred status from multiple manufacturers, providing greater participant choice and generating supplemental rebates to the state. To improve participant access and health outcomes, the MHD was able to secure supplemental rebates for both continuous glucose monitors and tubeless insulin pumps. In April 2020, the MHD began covering continuous glucose monitoring systems, and in April 2021, covering tubeless insulin pumps through the pharmacy program.
- **Expanded Missouri Maximum Allowable Cost (MAC) list:** The list of drugs for which the state agency has established a generic reimbursement limit will be monitored and expanded on a regular basis. A mechanism is in place to review existing MACs as well as identify new generic drugs for addition to this list as they become available. This optimizes generic utilization in the MHD program. Effective in June of 2009, MHD updated the MAC list to include specific specialty medications.

PROGRAM DESCRIPTION

Department: Social Services

HB Section(s): 11.700

Program Name: Pharmacy

Program is found in the following core budget(s): Pharmacy

- **Active Pharmaceutical Ingredients (API) and Excipients:** An API is defined by 21 C.F.R. § 207.3(a)(4) as a bulk drug substance that “is represented for use in a drug and that, when used in the manufacturing, processing, or packaging of a drug, becomes an active ingredient or a finished dosage form of the drug.” An excipient is an inactive substance that forms a vehicle for the active ingredient in compounding. Effective September 1, 2017, MHD requires prior authorization (PA) on all compounded medications including an API and excipients. Requests for PA are reviewed on an individual patient basis and evaluated for medical necessity. Participants are required to use commercially available products if there are any available that are similar to the compounds being requested.
- **Refill-Too-Soon:** On February 21, 2018, the refill-too-soon (RTS) edit criteria went from 75% utilization to 85% utilization.
- **Morphine-Milligram-Equivalent (MME):** Effective May 1, 2018, the MO HealthNet Pharmacy Program implemented a MME Accumulation Clinical Edit. The edit will more accurately calculate the total MME daily dose from all concurrent opioid prescriptions for individual patients.
- **New Drugs Review:** Prior authorization is required for all new drug entities and new dosage forms, through existing drug entities that have been newly approved by the FDA and become available on the prescription drug market. First Data Bank is the publisher of proprietary pharmaceutical information and provides weekly updates to MHD covered medications, which are reviewed for medical and clinical criteria along with the pharmacoeconomic impact on the pharmacy program. Program staff recommends ongoing management (i.e. continue PA, PDL addition, clinical edit, or open access) of each new drug, which goes to the MO HealthNet advisory groups for approval and implementation. The new drug review process was updated in September of 2018.
- **NADAC:** On December 16, 2018, MHD changed drug reimbursement to the National Average Drug Acquisition Cost (NADAC) model. The NADAC files represent a national pricing methodology based upon a simple average of retail pharmacy acquisition costs for most covered outpatient drugs.
- **Non-Traditional Pain Management:** In FY19 MHD implemented a non-traditional pain management program that will use alternative treatments such as chiropractic services, physical therapy, and acupuncture in lieu of prescribing opioids for pain.
- **Enhanced Retrospective Drug Utilization:** Enhanced retrospective drug utilization involves retroactively reviewing population-based patterns of drug use, to compare those patterns to approved therapeutic guidelines in order to determine the appropriateness of care, length of treatment, drug interaction, and other clinical issues.
- **Provider Audits:** Daily provider audits are performed by MHD/Wipro staff for the identification and resolution of potential recoupments.
- **Pharmacists as Providers:** MO HealthNet has continued to enroll pharmacists as providers in order for pharmacists to administer vaccines, complete certain lab tests, and perform cognitive services. In 2020 and 2021 pharmacists were able to provide COVID vaccines and tests to aid in the response to the public health emergency.
- **Dispensing Fee:** On February 1, 2021, MO HealthNet implemented the new professional dispensing fee of \$12.22 plus an amount to offset the Medicaid portion of the pharmacy tax.
- **340B Reimbursement:** On July 1, 2021, MO HealthNet revised reimbursement to 340B facilities from WAC minus 25% to 340B MAC pricing. The 340B MAC pricing is based on the ceiling prices and the greatly discounted rates providers are able to purchase these medications at compared to normal retail pharmacies.
- **Project Hep Cure:** On July 1, 2021 MO HealthNet implemented Project Hep Cure, which aimed at curing over 6,000 Medicaid Participants of their existing Hepatitis C infection. MO HealthNet partnered with AbbVie in a modified subscription model for their drug Mavyret. The partnership allows MO HealthNet to pay a lower amount for Mavyret, and once over a threshold of participants treated, pay a nominal amount per prescription. It is our goal to eliminate Hepatitis C in Missouri and this is an important first step. The Project Hep Cure Dashboard can be located at: <https://dss.mo.gov/mhd/hepc/>

PROGRAM DESCRIPTION

Department: Social Services

HB Section(s): 11.700

Program Name: Pharmacy

Program is found in the following core budget(s): Pharmacy

- Program Integrity Pharmacist: On September 14, 2020, MO HealthNet hired their first Program Integrity Pharmacist with the goal of ensuring the integrity of the Missouri Medicaid Pharmacy program. This full-time employee (FTE) reviews prescription claim patterns for potential irregularities. Based on their findings they perform desk audits and make recommendations to the department for potential recoupment, claims adjustment, and prospective editing. With the creation of this position, the Pharmacy Administration Unit has cost avoided approximately \$25 million in drug claims through a variety of mechanisms recommended by the Program Integrity Pharmacist.

2a. Provide an activity measure for the program.

Top 10 Products Ranked By Paid Amount of FFS Claims

Drug	4th Qtr (April, May, June) 2023		
	Rank	Claims	Paid
ADALIMUMAB (Immunosuppressive) (Humira)	1	8,148	\$ 28,340,817
BIKTARVY(HIV Infection)	2	8,381	\$ 19,236,809
TRULICITY(Type 2 Diabetes)	3	36,372	\$ 17,961,851
PALIPERIDONE PALMITATE (Antipsychotic)	4	8,371	\$ 17,673,878
TRIKAFTA(Cystic Fibrosis)	5	1,528	\$ 10,324,921
MAVYRET(Hep C)	6	2,201	\$ 11,513,322
INSULIN ASPART(Diabetes)	7	27,808	\$ 10,541,071
METHYLPHENIDATE HCL (Stimulant)(Ritalin)	8	59,971	\$ 10,687,221
CARIPRAZINE HCL(Schizophrenia)	9	15,244	\$ 9,681,912
BUDESONIDE/FORMOTEROL FUMARATE(Asthma)	10	48,100	\$ 9,493,778
TOTAL			\$ 145,455,581

Drug	4th Qtr (April, May, June) 2022		
	Rank	Claims	Paid
ADALIMUMAB (Immunosuppressive) (Humira)	1	2,489	\$ 19,194,942
BIKTARVY(HIV Infection)	5	2,913	\$ 8,603,530
TRULICITY(Type 2 Diabetes)	14	6,773	\$ 5,431,401
PALIPERIDONE PALMITATE (Antipsychotic)	2	4,996	\$ 13,895,203
TRIKAFTA(Cystic Fibrosis)	6	570	\$ 8,122,334
MAVYRET(Hep C)	7	11,591	\$ 7,688,166
INSULIN ASPART(Diabetes)	8	32,848	\$ 8,842,121
METHYLPHENIDATE HCL (Stimulant)(Ritalin)	4	443	\$ 8,249,699
CARIPRAZINE HCL(Schizophrenia)	10	5,850	\$ 6,414,928
BUDESONIDE/FORMOTEROL FUMARATE(Asthma)	11	18,107	\$ 6,389,734
TOTAL			\$ 92,832,057

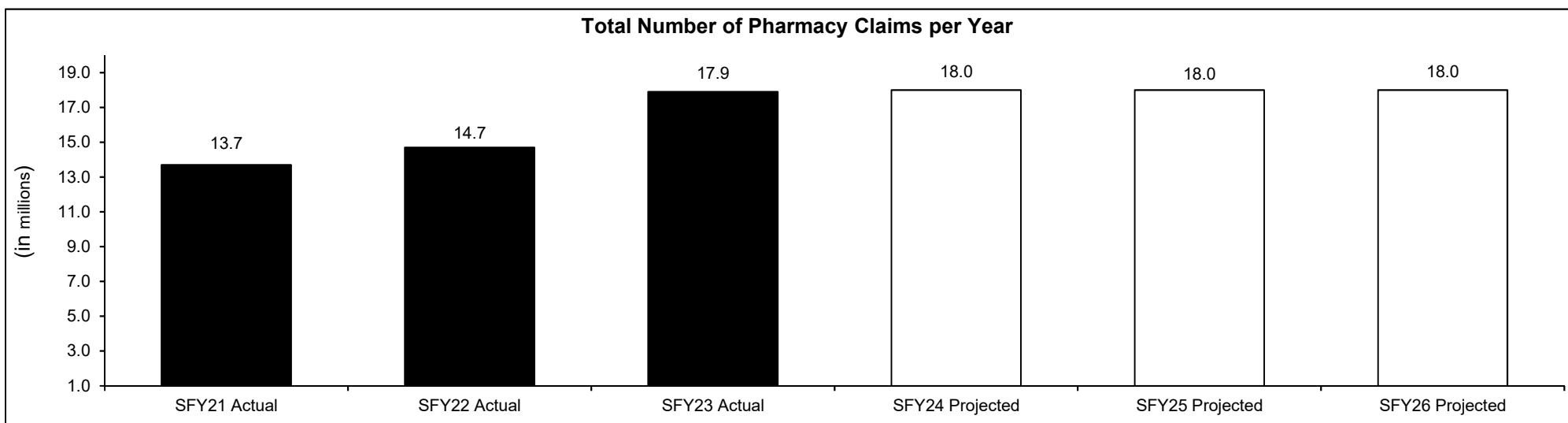
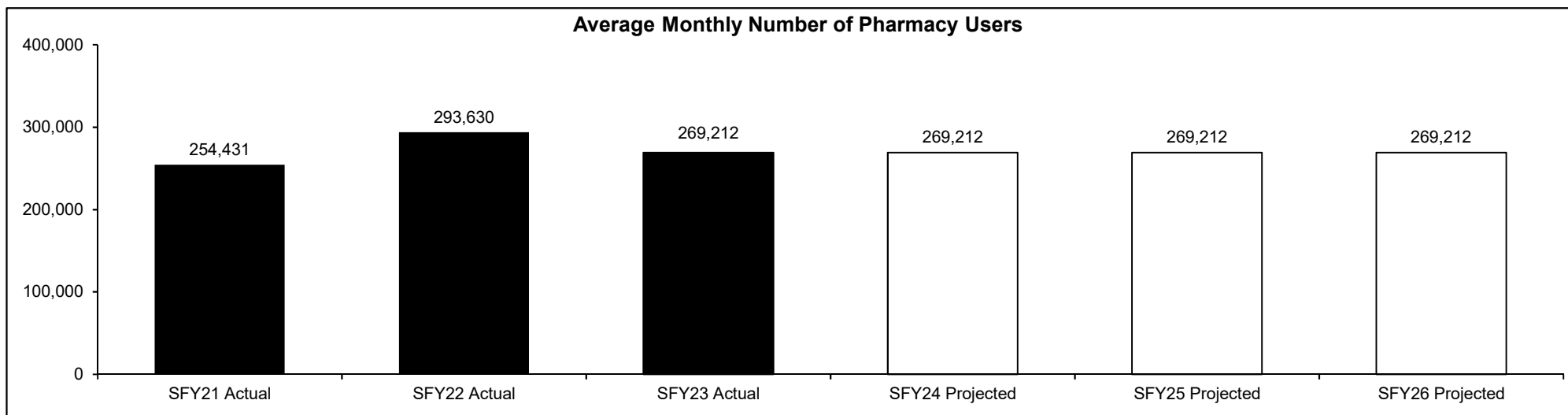
PROGRAM DESCRIPTION

Department: Social Services

HB Section(s): 11.700

Program Name: Pharmacy

Program is found in the following core budget(s): Pharmacy

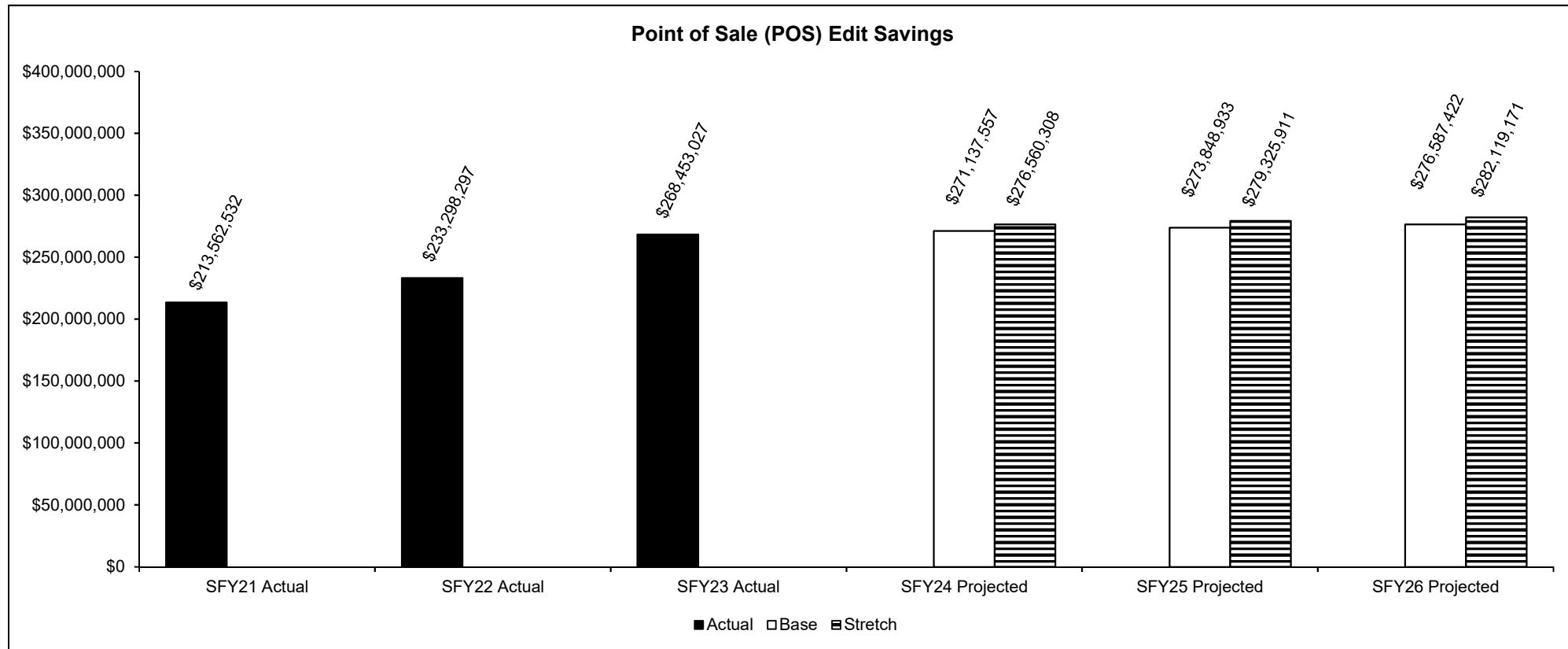


PROGRAM DESCRIPTION

Department: Social Services
 Program Name: Pharmacy
 Program is found in the following core budget(s): Pharmacy

HB Section(s): 11.700

2b. Provide a measure of the program's quality.



Note: Savings from denied pharmacy claims as a result of SmartPA edits.

PROGRAM DESCRIPTION

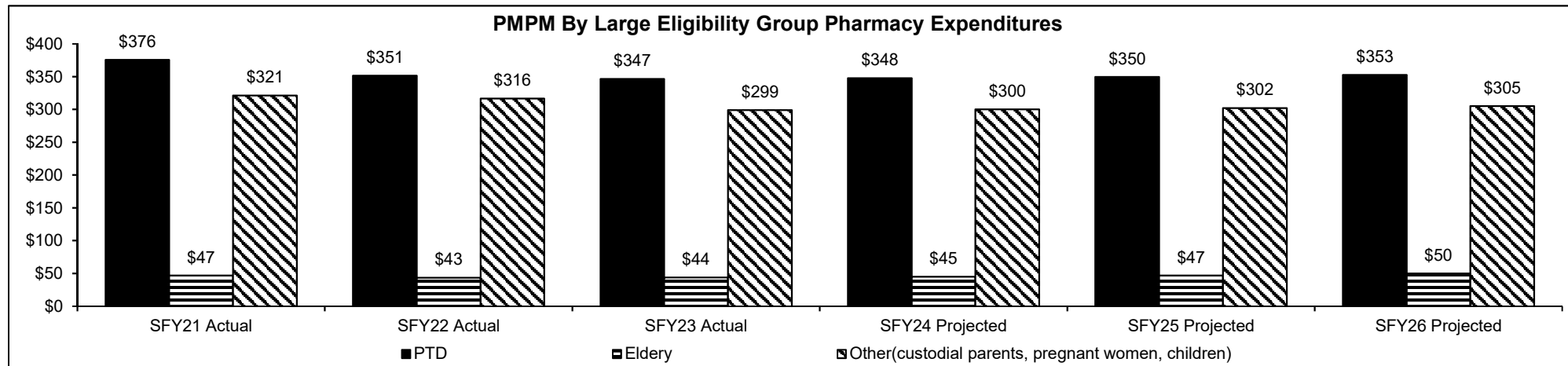
Department: Social Services

HB Section(s): 11.700

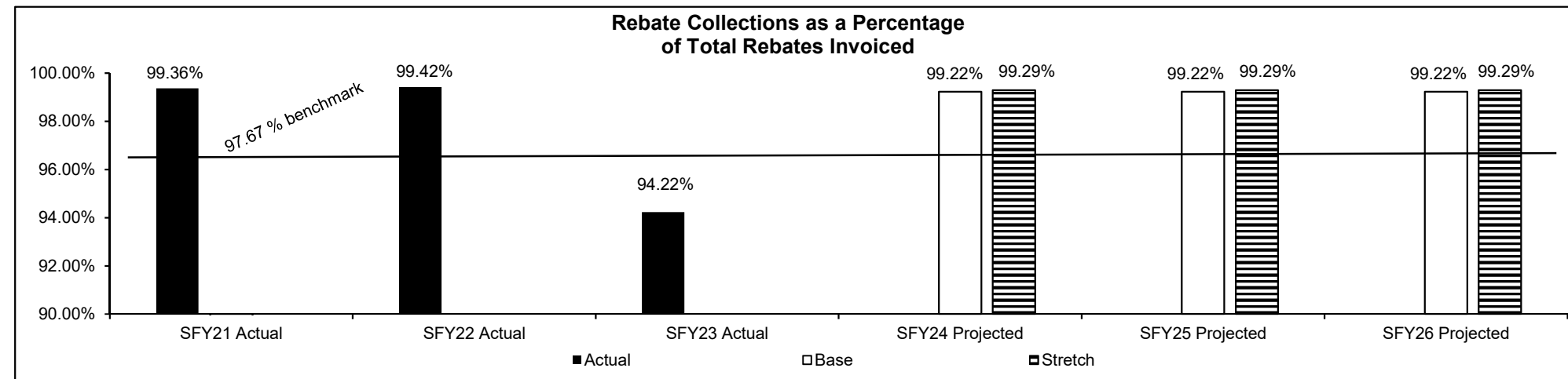
Program Name: Pharmacy

Program is found in the following core budget(s): Pharmacy

2c. Provide a measure of the program's impact.



2d. Provide a measure of the program's efficiency.



Note: As measured June 1 of each fiscal year. The benchmark is set at 97.67%, and is the average of SFY21 thru SFY23.

PROGRAM DESCRIPTION

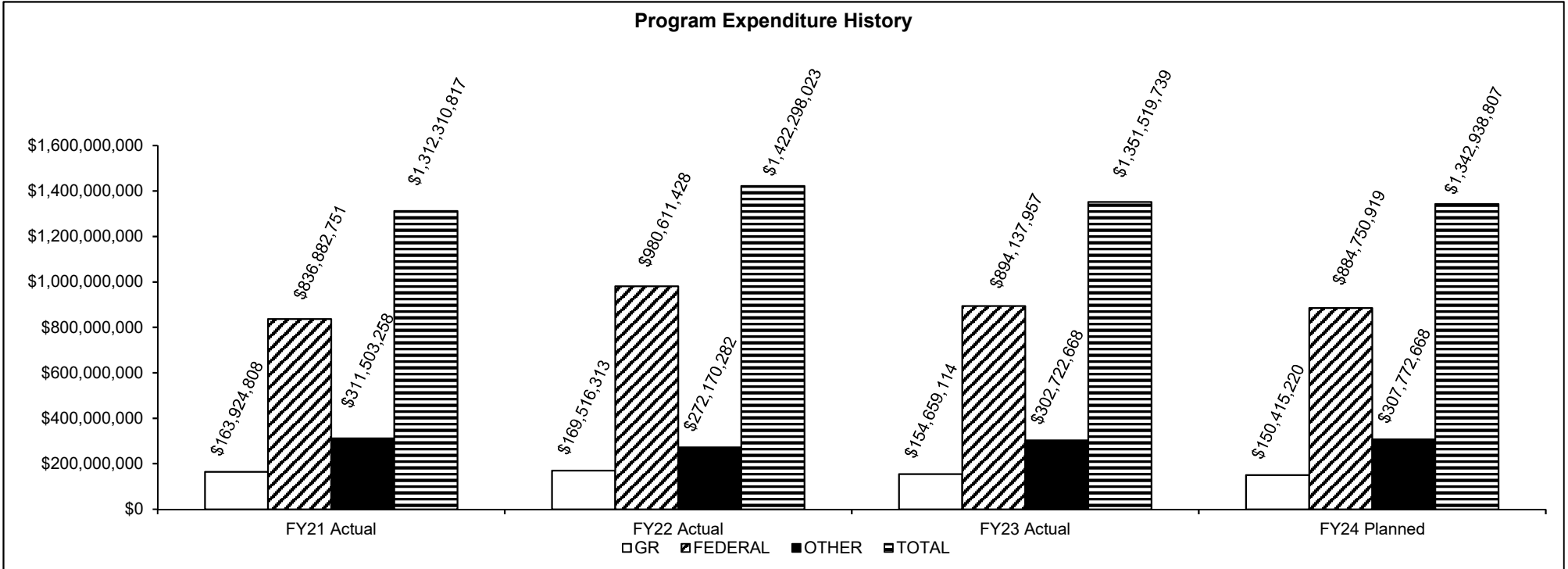
Department: Social Services

HB Section(s): 11.700

Program Name: Pharmacy

Program is found in the following core budget(s): Pharmacy

3. Provide actual expenditures for the prior three fiscal years; planned expenditures for the current fiscal year. (Note: Amounts do not include fringe benefit costs.)



In FY2022, AEG expenditures are included in total payments. Federal Fund 0809 was used to cover the state share of AEG expenditures. Planned FY2024 expenditures are net of reserves.

PROGRAM DESCRIPTION

Department: Social Services

HB Section(s): 11.700

Program Name: Pharmacy

Program is found in the following core budget(s): Pharmacy

4. What are the sources of the "Other " funds?

Pharmacy Reimbursement Allowance Fund (0144), Pharmacy Rebates Fund (0114), Health Initiatives Fund (0275), Third Party Liability Fund (0120), Premium Fund (0885).

5. What is the authorization for this program, i.e., federal or state statute, etc.? (Include the federal program number, if applicable.)

Missouri Statute: Sections 208.152 and 208.166, RSMo. Federal law: Social Security Act Section 1902(a)(12). State regulation: 13 CSR 70-20. Federal regulation: 42 CFR 440.120.

6. Are there federal matching requirements? If yes, please explain.

The FMAP (Federal Medical Assistance Percentage) fluctuates annually based on state and national economic and population data, but generally the state matching requirement is around 35% and the federal match is around 65%.

7. Is this a federally mandated program? If yes, please explain.

Yes, pharmacy services are mandatory for children if identified as medically necessary health services under the Early and Periodic Screening, Diagnostic, and Treatment (EPSDT) program. This program is not federally mandated for adults.

**Core – Pharmacy
Medicare Part D
Clawback**

CORE DECISION ITEM

Department: Social Services
 Division: MO HealthNet
 Core: Pharmacy Clawback

Budget Unit: 90543C
 HB Section: 11.700

1. CORE FINANCIAL SUMMARY

	FY 2025 Budget Request					FY 2025 Governor's Recommendation			
	GR	Federal	Other	Total		GR	Federal	Other	Total
PS	0	0	0	0	PS	0	0	0	0
EE	0	0	0	0	EE	0	0	0	0
PSD	302,776,815	0	0	302,776,815	PSD	0	0	0	0
TRF	0	0	0	0	TRF	0	0	0	0
Total	302,776,815	0	0	302,776,815	Total	0	0	0	0
FTE	0.00	0.00	0.00	0.00	FTE	0.00	0.00	0.00	0.00

<i>Est. Fringe</i>	0	0	0	0	<i>Est. Fringe</i>	0	0	0	0
--------------------	---	---	---	---	--------------------	---	---	---	---

Note: Fringes budgeted in House Bill 5 except for certain fringes budgeted directly to MoDOT, Highway Patrol, and Conservation.

Other funds: N/A

Other funds: N/A

2. CORE DESCRIPTION

This core request is for the continued funding of the Medicare Part D Clawback. Clawback refers to that portion of the Medicare Prescription Drug Act which requires states to pay Medicare a portion of the cost of Part D drugs attributable to what would have been paid for by the state absent the Part D drug benefit.

3. PROGRAM LISTING (list programs included in this core funding)

Pharmacy Clawback

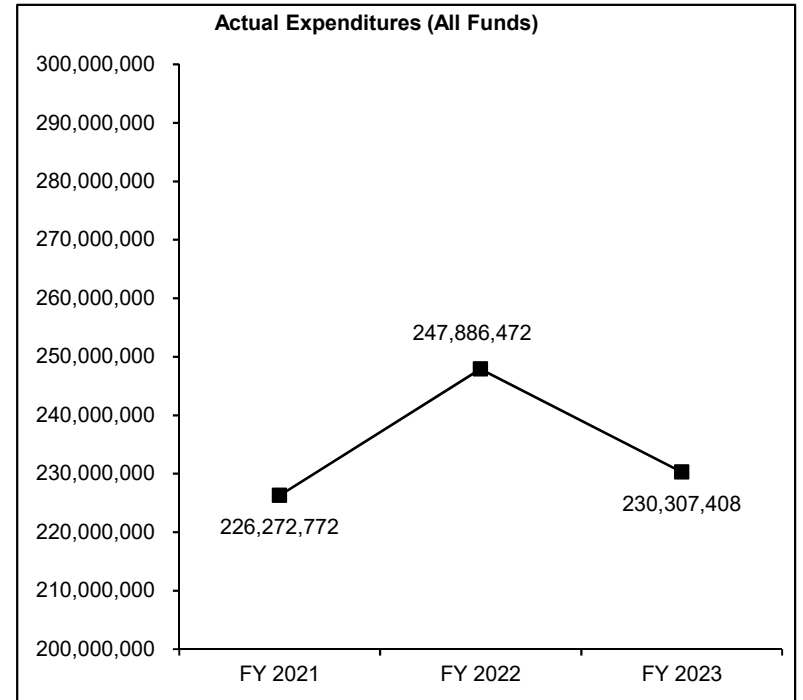
CORE DECISION ITEM

Department: Social Services
Division: MO HealthNet
Core: Pharmacy Clawback

Budget Unit: 90543C
HB Section: 11.700

4. FINANCIAL HISTORY

	FY 2021 Actual	FY 2022 Actual	FY 2023 Actual	FY 2024 Current Yr.
Appropriation (All Funds)	226,272,772	247,886,472	230,307,408	302,776,815
Less Reverted (All Funds)	0	0	0	0
Less Restricted (All Funds)	0	0	0	0
Budget Authority (All Funds)	226,272,772	247,886,472	230,307,408	302,776,815
Actual Expenditures (All Funds)	226,272,772	247,886,472	230,307,408	N/A
Unexpended (All Funds)	0	0	0	N/A
Unexpended, by Fund:				
General Revenue	0	0	0	N/A
Federal	0	0	0	N/A
Other	0	0	0	N/A
	(1)	(2)	(3)	(4)



*Current Year restricted amount is as of 9/01/2023.

Reverted includes the statutory three-percent reserve amount (when applicable).

Restricted includes any Governor's Expenditure Restrictions which remained at the end of the fiscal year (when applicable).

NOTES:

(1) FY21 - \$18,391,986 was brought in as flex. \$23,097,865 was used as flex to cover other program expenditures.

(2) FY22 - \$49,005,686 was flexed in, \$22,097,865 was used as flex to cover other program expenditures.

(3) FY23 - New Decision Item funded for MHD CTC (\$3,000 GR). \$15,602,072 was flexed in, \$22,098,165 was used as flex to cover program expenditures.

(4) FY24 - New Decision Item funded for MHD CTC (\$81,795,164 GR). Supplemental awarded for \$15,821,850.

CORE RECONCILIATION DETAIL

**DEPARTMENT OF SOCIAL SERVICES
PHARMACY-MED PART D-CLAWBACK**

5. CORE RECONCILIATION DETAIL

	Budget Class	FTE	GR	Federal	Other	Total	Explanation
TAFP AFTER VETOES							
	PD	0.00	302,776,815	0	0	302,776,815	
	Total	0.00	302,776,815	0	0	302,776,815	
DEPARTMENT CORE REQUEST							
	PD	0.00	302,776,815	0	0	302,776,815	
	Total	0.00	302,776,815	0	0	302,776,815	
GOVERNOR'S RECOMMENDED CORE							
	PD	0.00	302,776,815	0	0	302,776,815	
	Total	0.00	302,776,815	0	0	302,776,815	

DECISION ITEM SUMMARY

Budget Unit									
Decision Item	FY 2023	FY 2023	FY 2024	FY 2024	FY 2025	FY 2025	*****	*****	
Budget Object Summary	ACTUAL	ACTUAL	BUDGET	BUDGET	DEPT REQ	DEPT REQ	SECURED	SECURED	
Fund	DOLLAR	FTE	DOLLAR	FTE	DOLLAR	FTE	COLUMN	COLUMN	
PHARMACY-MED PART D-CLAWBACK									
CORE									
PROGRAM-SPECIFIC									
GENERAL REVENUE	230,307,407	0.00	302,776,815	0.00	302,776,815	0.00	0	0.00	
TOTAL - PD	230,307,407	0.00	302,776,815	0.00	302,776,815	0.00	0	0.00	
TOTAL	230,307,407	0.00	302,776,815	0.00	302,776,815	0.00	0	0.00	
MHD CTC - 1886020									
PROGRAM-SPECIFIC									
GENERAL REVENUE	0	0.00	0	0.00	65,068,518	0.00	0	0.00	
TOTAL - PD	0	0.00	0	0.00	65,068,518	0.00	0	0.00	
TOTAL	0	0.00	0	0.00	65,068,518	0.00	0	0.00	
GRAND TOTAL	\$230,307,407	0.00	\$302,776,815	0.00	\$367,845,333	0.00	\$0	0.00	

FLEXIBILITY REQUEST FORM

BUDGET UNIT NUMBER: 90543C BUDGET UNIT NAME: Medicare Part D "Clawback" HOUSE BILL SECTION: 11.700	DEPARTMENT: Social Services DIVISION: MO HealthNet
---	---

1. Provide the amount by fund of personal service flexibility and the amount by fund of expense and equipment flexibility you are requesting in dollar and percentage terms and explain why the flexibility is needed. If flexibility is being requested among divisions, provide the amount by fund of flexibility you are requesting in dollar and percentage terms and explain why the flexibility is needed.

Department Request

10% flexibility is requested between sections 11.700 (Pharmacy and Clawback), 11.715 (Physician Related Prof), 11.716 (PACE), 11.720 (Dental), 11.725 (Premium Payments), 11.730 (Nursing Facilities and Home Health), 11.745 (Rehab Specialty Services and NEMT), 11.755 (Complex Rehab), 11.760 (Managed Care), 11.765 (MC Specialty Plan), 11.770 (Hospital Care), 11.795 (Health Homes), 11.810 (CHIP), 11.815 (SMHB), 11.825 (Blind).

2. Estimate how much flexibility will be used for the budget year. How much flexibility was used in the Prior Year Budget and the Current Year Budget? Please specify the amount.

PRIOR YEAR ACTUAL AMOUNT OF FLEXIBILITY USED	CURRENT YEAR ESTIMATED AMOUNT OF FLEXIBILITY THAT WILL BE USED	BUDGET REQUEST ESTIMATED AMOUNT OF FLEXIBILITY THAT WILL BE USED
\$6,496,093	DSS will flex up to 10% between sections.	Up to 10% flexibility will be used.

3. Please explain how flexibility was used in the prior and/or current years.

PRIOR YEAR EXPLAIN ACTUAL USE	CURRENT YEAR EXPLAIN PLANNED USE
To allow for program payments in Managed Care, CHIP, Rehab, and Show-Me Healthy Babies.	Flexibility allows for MHD to move authority between program sections to ensure bi-monthly payroll obligations are met and services continue to be provided without disruption or delay. Flex allows MHD to shift authority to sections where there is need.

DECISION ITEM DETAIL

Budget Unit	FY 2023	FY 2023	FY 2024	FY 2024	FY 2025	FY 2025	*****	*****
Decision Item	ACTUAL	ACTUAL	BUDGET	BUDGET	DEPT REQ	DEPT REQ	SECURED	SECURED
Budget Object Class	DOLLAR	FTE	DOLLAR	FTE	DOLLAR	FTE	COLUMN	COLUMN
PHARMACY-MED PART D-CLAWBACK								
CORE								
PROGRAM DISTRIBUTIONS	230,307,407	0.00	302,776,815	0.00	302,776,815	0.00	0	0.00
TOTAL - PD	230,307,407	0.00	302,776,815	0.00	302,776,815	0.00	0	0.00
GRAND TOTAL	\$230,307,407	0.00	\$302,776,815	0.00	\$302,776,815	0.00	\$0	0.00
GENERAL REVENUE	\$230,307,407	0.00	\$302,776,815	0.00	\$302,776,815	0.00		0.00
FEDERAL FUNDS	\$0	0.00	\$0	0.00	\$0	0.00		0.00
OTHER FUNDS	\$0	0.00	\$0	0.00	\$0	0.00		0.00

PROGRAM DESCRIPTION

Department: Social Services

HB Section(s): 11.700

Program Name: Pharmacy Clawback

Program is found in the following core budget(s): Pharmacy Clawback

1a. What strategic priority does this program address?

Access to safe and effective medications

1b. What does this program do?

The Medicare Prescription Drug, Improvement, and Modernization Act (MMA) of 2003 required that all individuals who are eligible for both Medicare and Medicaid, also known as dual eligibles, receive their prescription drugs through the Medicare Part D program. This change resulted in a significant shift in benefits for elderly and disabled dual eligible participants because they receive their drugs through a prescription drug plan (PDP) rather than through the state's MO HealthNet program. States are required to make a monthly payment to the federal government in lieu of the money that the states would have spent on providing prescription drugs to participants in the MO HealthNet program.

The federal government refers to this payment as the Phased-Down State Contribution, also referred to as Clawback. This Clawback payment is a funding source for the Medicare Part D program.

PAYMENT METHODOLOGY

The Clawback consists of a monthly calculation based on the combination of (a) the state's per capita spending on prescription drugs in 2003, (b) the state's federal Medicaid match rate, (c) the number of dual eligibles residing in the state, and (d) a Phase-Down percentage of state savings to be returned to the federal government, which began with 90% in CY 2006 and phased down to the current floor of 75% in CY 2015. The Clawback rate for each state, as identified by the Centers for Medicare and Medicaid Services (CMS), is multiplied by the number of dual eligibles in each state in order to determine the monthly payment due. The Clawback assessment is paid one month in arrears.

PROGRAM DESCRIPTION

Department: Social Services

HB Section(s): 11.700

Program Name: Pharmacy Clawback

Program is found in the following core budget(s): Pharmacy Clawback

Rate History

Below is a chart showing the historical rates MO HealthNet paid to the federal government. Rates are adjusted each January by CMS, and adjusted again in October to account for changes in Missouri Federal Medical Assistance Percentages (FMAP) rates. In October CMS announces rates for the following January through September time period, and announces the FMAP-adjusted rates once FMAP rates are finalized.

	Clawback Rate	Change	Phasedown of FMAP Increase	
			Period	Percentage-Point Matching Increase
Oct-Dec 24	\$180.98	(\$0.91)		
Jan-Sept 24	\$181.89	\$21.07		
Oct-Dec 23	\$160.82	\$3.67	October-December 2023	1.50%
July-Sept 23	\$157.15	\$37.19	July-September 2023	2.50%
April-June 23	\$119.96	\$5.95	April-June 2023	5.00%
Jan-Mar 23	\$114.01	\$5.33	January 2020-March 2023	6.20%
Oct-Dec 22	\$108.68	\$2.60	The rate was adjusted at the federal level due to Covid-19.	
Jan-Sept 22	\$106.08	(\$14.80)	The rate was adjusted at the federal level due to Covid-19.	
Oct-Dec 21	\$120.88	(\$6.17)	The rate was adjusted at the federal level due to Covid-19.	
Jan-Sept 21	\$127.05	\$3.52	The rate was adjusted at the federal level due to Covid-19.	
Oct-Dec 20	\$123.53	\$2.95	The rate was adjusted at the federal level due to Covid-19.	
Jan-Sept 20	\$120.58	(\$19.27)	The rate was adjusted at the federal level due to Covid-19.	
Oct-Dec 19	\$139.85	(\$1.01)		
Jan-Sept 19	\$140.86	\$2.68		
Oct-Dec 18	\$138.18	(\$3.16)		
Jan-Sept 18	\$141.34	\$1.71		

Note: There will be higher Clawback costs in CY24 due to the December 31, 2023 termination of the temporary Federal Medical Assistance Percentage (FMAP) implemented in response to the COVID-19 Public Health Emergency (PHE). It is estimated that CY24 clawbacks will increase by about 18.9% from CY23. The Consolidated Appropriations Act, 2023, phased down the 6.2 percentage-point increase from April to December 2023, with the increase fully eliminated after December 31, 2023. For the months of July 2021 - June 2023, Missouri had an enhanced FMAP of 5% due to the newly implemented Adult Expansion Group. This enhanced rate ended effective July 1, 2023.

This program is exempt from performance measures as it is a mandated payment to the federal government.

PROGRAM DESCRIPTION

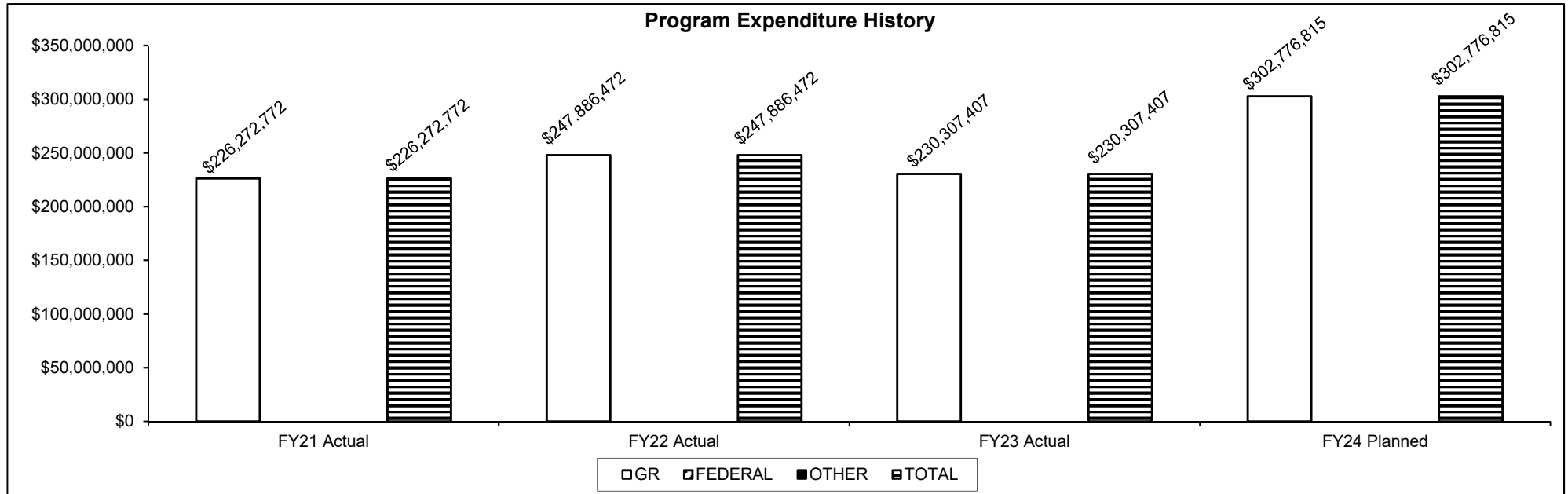
Department: Social Services

HB Section(s): 11.700

Program Name: Pharmacy Clawback

Program is found in the following core budget(s): Pharmacy Clawback

3. Provide actual expenditures for the prior three fiscal years; planned expenditures for the current fiscal year. (Note: Amounts do not include fringe benefit costs.)



4. What are the sources of the "Other " funds?

N/A

5. What is the authorization for this program, i.e., federal or state statute, etc.? (Include the federal program number, if applicable.)

Federal law: Medicare Prescription Drug Improvement and Modernization Act (MMA) of 2003, P.L. 108-173.

6. Are there federal matching requirements? If yes, please explain.

No.

7. Is this a federally mandated program? If yes, please explain.

Yes. All States, including Missouri, are required to make a monthly payment to the federal government to re-direct the money that the states would have spent on providing prescription drugs to participants in MO HealthNet.

Core – Missouri Rx Plan

CORE DECISION ITEM

Department: Social Services
 Division: MO HealthNet
 Core: Missouri Rx Plan

Budget Unit: 90538C
 HB Section: 11.705

1. CORE FINANCIAL SUMMARY

	FY 2025 Budget Request					FY 2025 Governor's Recommendation			
	GR	Federal	Other	Total		GR	Federal	Other	Total
PS	0	0	0	0	PS	0	0	0	0
EE	0	0	0	0	EE	0	0	0	0
PSD	1,396,065	0	1,188,774	2,584,839	PSD	0	0	0	0
TRF	0	0	0	0	TRF	0	0	0	0
Total	1,396,065	0	1,188,774	2,584,839	Total	0	0	0	0
FTE	0.00	0.00	0.00	0.00	FTE	0.00	0.00	0.00	0.00

Est. Fringe	0	0	0	0	Est. Fringe	0	0	0	0
<i>Note: Fringes budgeted in House Bill 5 except for certain fringes budgeted directly to MoDOT, Highway Patrol, and Conservation.</i>					<i>Note: Fringes budgeted in House Bill 5 except for certain fringes budgeted directly to MoDOT, Highway Patrol, and Conservation.</i>				

Other Funds: Missouri Rx Plan Fund (0779) - \$1,188,774

Other Funds:

2. CORE DESCRIPTION

The Missouri Rx Plan (MORx) provides pharmaceutical assistance to Medicare/Medicaid dual eligibles. MORx facilitates coordination of benefits between the MORx plan and the federal Medicare Part D drug benefit program established by the Medicare Prescription Drug Improvement and Modernization Act of 2003 (MMA), P.L. 108-173, and enrolls individuals in the program.

3. PROGRAM LISTING (list programs included in this core funding)

Missouri Rx Plan

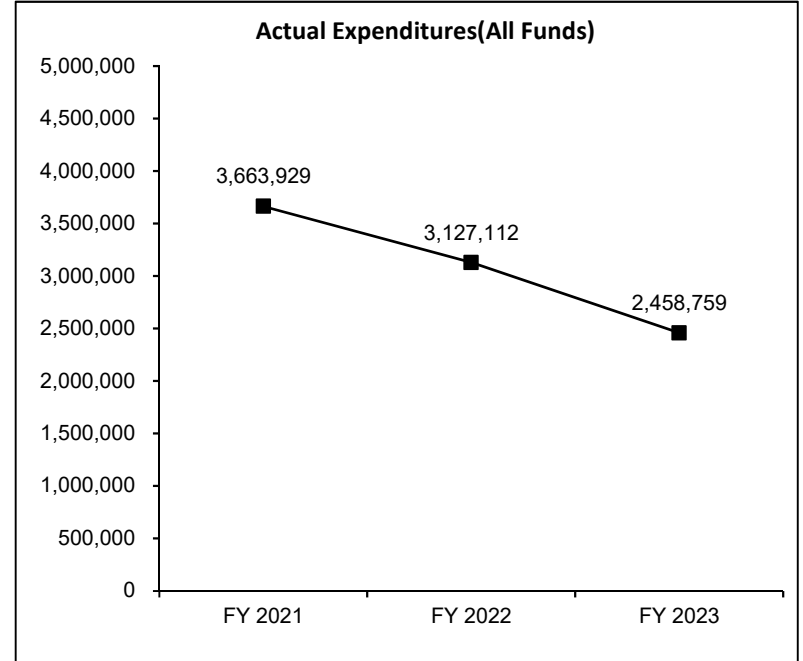
CORE DECISION ITEM

Department: Social Services
Division: MO HealthNet
Core: Missouri Rx Plan

Budget Unit: 90538C
HB Section: 11.705

4. FINANCIAL HISTORY

	FY 2021 Actual	FY 2022 Actual	FY 2023 Actual	FY 2024 Current Yr.
Appropriation (All Funds)	6,381,746	6,554,552	4,665,778	2,584,839
Less Reverted (All Funds)	0	0	0	0
Less Restricted (All Funds)	0	0	0	0
Budget Authority (All Funds)	6,381,746	6,554,552	4,665,778	2,584,839
Actual Expenditures (All Funds)	3,663,929	3,127,112	2,458,759	N/A
Unexpended (All Funds)	2,717,817	3,427,440	2,207,019	N/A
Unexpended, by Fund:				
General Revenue	320,901	1,131,542	1,307,019	N/A
Federal	0	0	0	N/A
Other	2,396,916	2,295,898	900,000	N/A
	(1)	(2)	(3)	



*Current Year restricted amount is as of 9/01/2023.

Reverted includes the statutory three-percent reserve amount (when applicable).

Restricted includes any Governor's Expenditure Restrictions which remained at the end of the fiscal year (when applicable).

NOTES:

(1) FY21 - New Decision Item funded for Cost to Continue (\$14,620 GR). FY21 MHD Supplemental budget request funded an increase of \$538,913 (GR).

(2) FY22 - New Decision Item funded for Cost to Continue (\$711,719 GR).

(3) FY23 - \$1,888,774 was held in Agency Reserve.

CORE RECONCILIATION DETAIL

**DEPARTMENT OF SOCIAL SERVICES
MISSOURI RX PLAN**

5. CORE RECONCILIATION DETAIL

	Budget Class	FTE	GR	Federal	Other	Total	Explanation
TAFP AFTER VETOES							
	PD	0.00	1,396,065	0	1,188,774	2,584,839	
	Total	0.00	1,396,065	0	1,188,774	2,584,839	
DEPARTMENT CORE REQUEST							
	PD	0.00	1,396,065	0	1,188,774	2,584,839	
	Total	0.00	1,396,065	0	1,188,774	2,584,839	
GOVERNOR'S RECOMMENDED CORE							
	PD	0.00	1,396,065	0	1,188,774	2,584,839	
	Total	0.00	1,396,065	0	1,188,774	2,584,839	

DECISION ITEM SUMMARY

Budget Unit									
Decision Item	FY 2023	FY 2023	FY 2024	FY 2024	FY 2025	FY 2025	*****	*****	
Budget Object Summary	ACTUAL	ACTUAL	BUDGET	BUDGET	DEPT REQ	DEPT REQ	SECURED	SECURED	
Fund	DOLLAR	FTE	DOLLAR	FTE	DOLLAR	FTE	COLUMN	COLUMN	
MISSOURI RX PLAN									
CORE									
PROGRAM-SPECIFIC									
GENERAL REVENUE	2,458,759	0.00	1,396,065	0.00	1,396,065	0.00	0	0.00	
MISSOURI RX PLAN FUND	0	0.00	1,188,774	0.00	1,188,774	0.00	0	0.00	
TOTAL - PD	2,458,759	0.00	2,584,839	0.00	2,584,839	0.00	0	0.00	
TOTAL	2,458,759	0.00	2,584,839	0.00	2,584,839	0.00	0	0.00	
MHD CTC - 1886020									
PROGRAM-SPECIFIC									
GENERAL REVENUE	0	0.00	0	0.00	736,396	0.00	0	0.00	
TOTAL - PD	0	0.00	0	0.00	736,396	0.00	0	0.00	
TOTAL	0	0.00	0	0.00	736,396	0.00	0	0.00	
GRAND TOTAL	\$2,458,759	0.00	\$2,584,839	0.00	\$3,321,235	0.00	\$0	0.00	

DECISION ITEM DETAIL

Budget Unit	FY 2023	FY 2023	FY 2024	FY 2024	FY 2025	FY 2025	*****	*****
Decision Item	ACTUAL	ACTUAL	BUDGET	BUDGET	DEPT REQ	DEPT REQ	SECURED	SECURED
Budget Object Class	DOLLAR	FTE	DOLLAR	FTE	DOLLAR	FTE	COLUMN	COLUMN
MISSOURI RX PLAN								
CORE								
PROGRAM DISTRIBUTIONS	2,458,759	0.00	2,584,839	0.00	2,584,839	0.00	0	0.00
TOTAL - PD	2,458,759	0.00	2,584,839	0.00	2,584,839	0.00	0	0.00
GRAND TOTAL	\$2,458,759	0.00	\$2,584,839	0.00	\$2,584,839	0.00	\$0	0.00
GENERAL REVENUE	\$2,458,759	0.00	\$1,396,065	0.00	\$1,396,065	0.00		0.00
FEDERAL FUNDS	\$0	0.00	\$0	0.00	\$0	0.00		0.00
OTHER FUNDS	\$0	0.00	\$1,188,774	0.00	\$1,188,774	0.00		0.00

PROGRAM DESCRIPTION

Department: Social Services

HB Section(s): 11.705

Program Name: Missouri Rx Plan

Program is found in the following core budget(s): Missouri Rx Plan

1a. What strategic priority does this program address?

Access to safe and effective medications for MHD participants

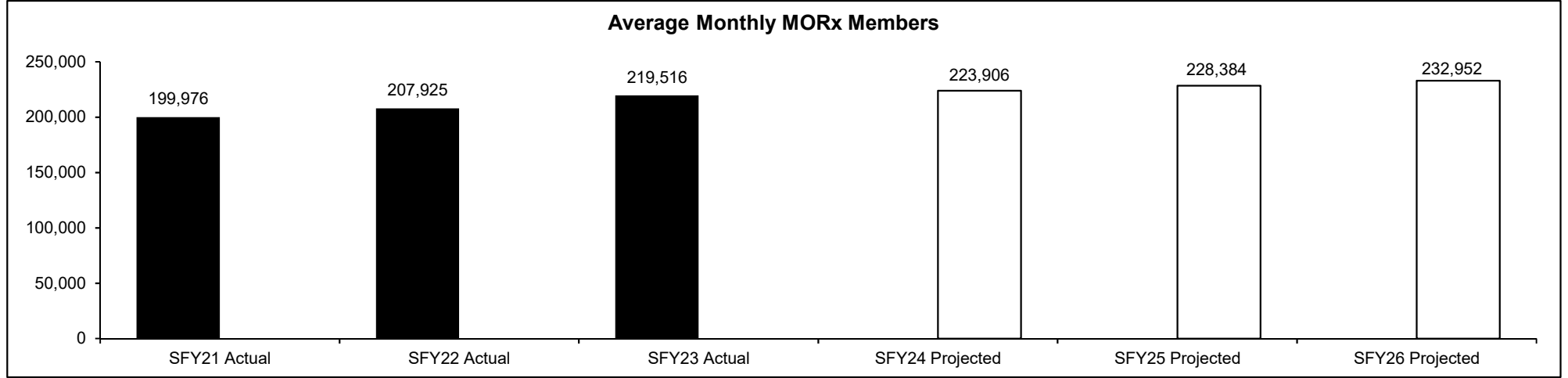
1b. What does this program do?

The purpose of this program is to coordinate pharmaceutical benefits between the MORx plan and the federal Medicare Part D drug program for Medicare/Medicaid dual eligibles. SB 539 (2005) established a state pharmaceutical assistance program known as the Missouri Rx (MORx) plan. SB 139 (2017) limited the Missouri Rx program to individuals who are eligible for both MO HealthNet and Medicare. SB 514 (2019) removed the MO HealthNet dual eligibility requirement, while retaining the income limitations, subject to appropriations. The MORx program has been reauthorized by the General Assembly through August 28, 2029.

In FY23 it is estimated the program will save participants \$4.4 million in prescription drug costs. Without the assistance offered by MORx, participants who are eligible for both Medicaid and Medicare, also known as dually eligible, could be at a higher risk of medication non-compliance which potentially leads to higher costs to the Medicaid program for resulting medical treatment and worsening of existing health conditions.

Subject to appropriation, the MORx plan pays 50% of members' out of pocket costs which are remaining after their Medicare Prescription Drug Plan pays. MORx does not cover Medicare Part D premiums. MORx works with all Medicare Part D plans to provide members with drug coverage.

2a. Provide an activity measure for the program.



PROGRAM DESCRIPTION

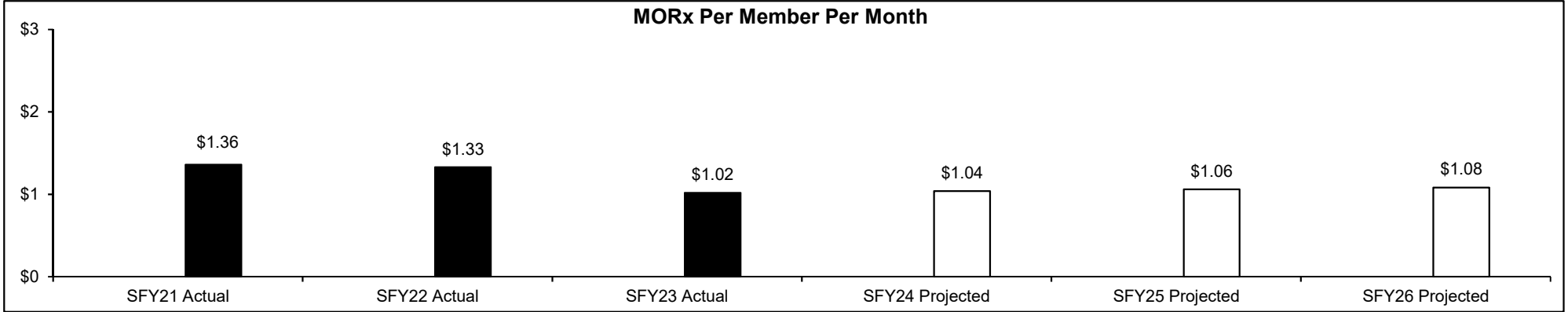
Department: Social Services

HB Section(s): 11.705

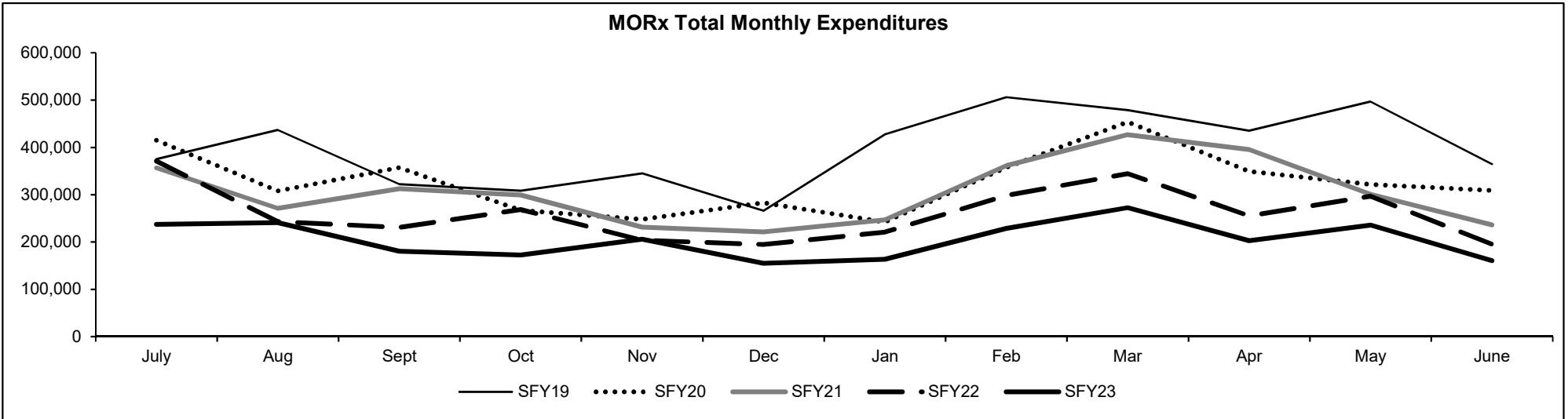
Program Name: Missouri Rx Plan

Program is found in the following core budget(s): Missouri Rx Plan

2b. Provide a measure of the program's quality.



2c. Provide a measure of the program's impact.



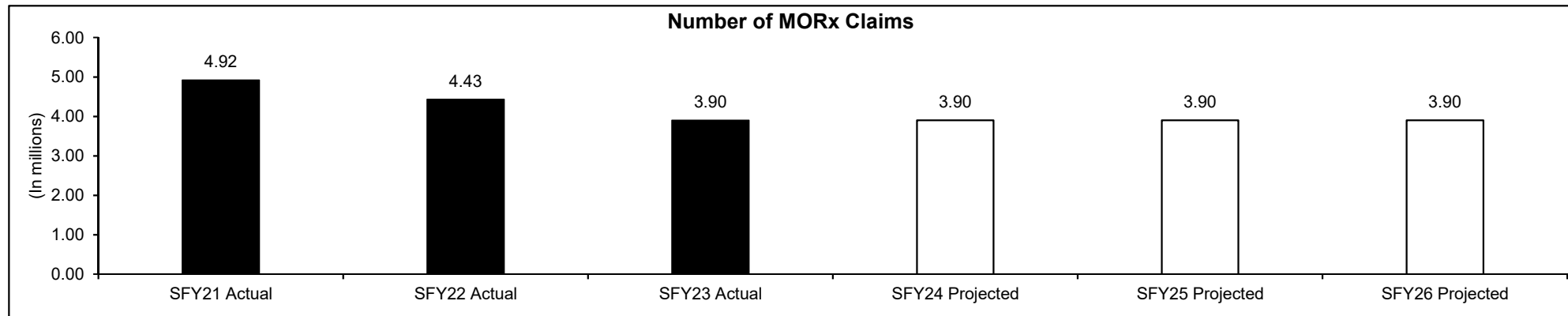
PROGRAM DESCRIPTION

Department: Social Services
 Program Name: Missouri Rx Plan

HB Section(s): 11.705

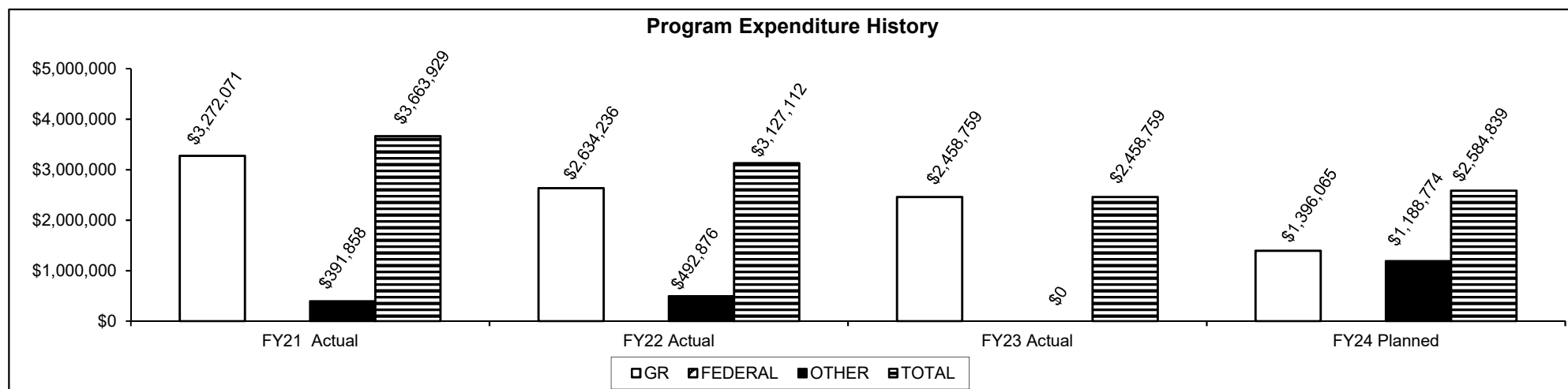
Program is found in the following core budget(s): Missouri Rx Plan

2d. Provide a measure of the program's efficiency.



Note: Effective July 01, 2017, the MORx program only pays claims for dual eligibles, subject to appropriation. The MORx program has been reauthorized by the General Assembly through August 28, 2029.

3. Provide actual expenditures for the prior three fiscal years; planned expenditures for the current fiscal year. (Note: Amounts do not include fringe benefit costs.)



PROGRAM DESCRIPTION

Department: Social Services

HB Section(s): 11.705

Program Name: Missouri Rx Plan

Program is found in the following core budget(s): Missouri Rx Plan

FY2024 planned expenditures are net of reserves.

4. What are the sources of the "Other " funds?

Missouri Rx Plan Fund (0779)

5. What is the authorization for this program, i.e., federal or state statute, etc.? (Include the federal program number, if applicable.)

State statute: Sections 208.780 through 208.798, RSMo. Federal law: Medicare Prescription Drug Improvement and Modernization Act of 2003, P.L. 108-173.

6. Are there federal matching requirements? If yes, please explain.

No. This program is funded with 100% state sources.

7. Is this a federally mandated program? If yes, please explain.

No. The MORx program is subject to appropriations.

Core – Pharmacy FRA

CORE DECISION ITEM

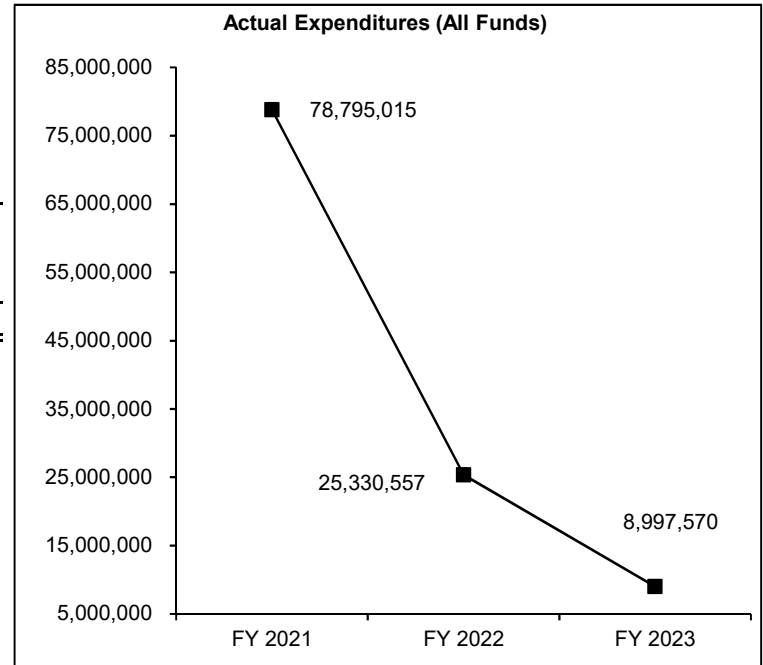
Department: Social Services
Division: MO HealthNet
Core: Pharmacy Reimbursement Allowance (PFRA) Payments

Budget Unit: 90542C
HB Section: 11.710

4. FINANCIAL HISTORY

	FY 2021 Actual	FY 2022 Actual	FY 2023 Actual	FY 2024 Current Yr.
Appropriation (All Funds)	108,000,000	108,000,000	108,000,000	108,000,000
Less Reverted (All Funds)	0	0	0	0
Less Restricted (All Funds)	0	0	0	0
Budget Authority (All Funds)	108,000,000	108,000,000	108,000,000	108,000,000
Actual Expenditures (All Funds)	78,795,015	25,330,557	8,997,570	N/A
Unexpended (All Funds)	29,204,985	82,669,443	99,002,430	N/A
Unexpended, by Fund:				
General Revenue	0	0	0	N/A
Federal	0	0	0	N/A
Other	29,204,985	82,669,443	99,002,430	N/A

(1)



*Current Year restricted amount is as of 9/01/2023.

Reverted includes statutory reserve amounts (when applicable).

Restricted includes Governor's expenditure restrictions which remained at the end of the fiscal year.

NOTES:

(1) FY21 - Core budget request funded for \$65,000,000. FY21 Supplemental budget requested funded for \$43,000,000.

CORE RECONCILIATION DETAIL

**DEPARTMENT OF SOCIAL SERVICES
PHARMACY FRA**

5. CORE RECONCILIATION DETAIL

	Budget Class	FTE	GR	Federal	Other	Total	Explanation
TAFP AFTER VETOES							
	PD	0.00	0	0	108,000,000	108,000,000	
	Total	0.00	0	0	108,000,000	108,000,000	
DEPARTMENT CORE REQUEST							
	PD	0.00	0	0	108,000,000	108,000,000	
	Total	0.00	0	0	108,000,000	108,000,000	
GOVERNOR'S RECOMMENDED CORE							
	PD	0.00	0	0	108,000,000	108,000,000	
	Total	0.00	0	0	108,000,000	108,000,000	

DECISION ITEM SUMMARY

Budget Unit									
Decision Item	FY 2023	FY 2023	FY 2024	FY 2024	FY 2025	FY 2025	*****	*****	
Budget Object Summary	ACTUAL	ACTUAL	BUDGET	BUDGET	DEPT REQ	DEPT REQ	SECURED	SECURED	
Fund	DOLLAR	FTE	DOLLAR	FTE	DOLLAR	FTE	COLUMN	COLUMN	
PHARMACY FRA									
CORE									
PROGRAM-SPECIFIC									
PHARMACY REIMBURSEMENT ALLOWAN	8,997,569	0.00	108,000,000	0.00	108,000,000	0.00	0	0.00	
TOTAL - PD	8,997,569	0.00	108,000,000	0.00	108,000,000	0.00	0	0.00	
TOTAL	8,997,569	0.00	108,000,000	0.00	108,000,000	0.00	0	0.00	
GRAND TOTAL	\$8,997,569	0.00	\$108,000,000	0.00	\$108,000,000	0.00	\$0	0.00	

DECISION ITEM DETAIL

Budget Unit	FY 2023	FY 2023	FY 2024	FY 2024	FY 2025	FY 2025	*****	*****
Decision Item	ACTUAL	ACTUAL	BUDGET	BUDGET	DEPT REQ	DEPT REQ	SECURED	SECURED
Budget Object Class	DOLLAR	FTE	DOLLAR	FTE	DOLLAR	FTE	COLUMN	COLUMN
PHARMACY FRA								
CORE								
PROGRAM DISTRIBUTIONS	8,997,569	0.00	108,000,000	0.00	108,000,000	0.00	0	0.00
TOTAL - PD	8,997,569	0.00	108,000,000	0.00	108,000,000	0.00	0	0.00
GRAND TOTAL	\$8,997,569	0.00	\$108,000,000	0.00	\$108,000,000	0.00	\$0	0.00
GENERAL REVENUE	\$0	0.00	\$0	0.00	\$0	0.00		0.00
FEDERAL FUNDS	\$0	0.00	\$0	0.00	\$0	0.00		0.00
OTHER FUNDS	\$8,997,569	0.00	\$108,000,000	0.00	\$108,000,000	0.00		0.00

PROGRAM DESCRIPTION

Department: Social Services
Program Name: Pharmacy Reimbursement Allowance (PFRA) Payments
Program is found in the following core budget(s): PFRA

HB Section(s): 11.710

1a. What strategic priority does this program address?

Access to safe and effective medications

1b. What does this program do?

Funds from this core are used to provide enhanced dispensing fee payment rates using the Pharmacy Reimbursement Allowance under the Title XIX of the Social Security Act as a General Revenue equivalent. Pharmacies are assessed a provider tax for the privilege of doing business in the state. The assessment is a general revenue equivalent, and when used to make valid Medicaid payments, can earn federal Medicaid matching funds. These earnings fund pharmacy expenditures in the MO HealthNet program.

The pharmacy tax was established in 2002. The tax is assessed on gross prescription receipts of all pharmacies in the state. In FY23, 1,257 pharmacy facilities were assessed, and 1,242 pharmacy facilities participated in the MO HealthNet program. The assessments in FY23 were \$30.2 million.

SFY22 Tax Rates	
Effective Date	PFRA Rate
07-01-2021-09-30-2021	0.44%
10-01-2021-06-30-2022	0.63%

SFY23 Tax Rates	
Effective Date	PFRA Rate
07/01/2022-06/30/2023	0.37%

SFY24 Tax Rates	
Effective Date	PFRA Rate
07/01/2023-06/30/2024	0.52%

The PFRA program has been reauthorized by the General Assembly through September 30, 2024.

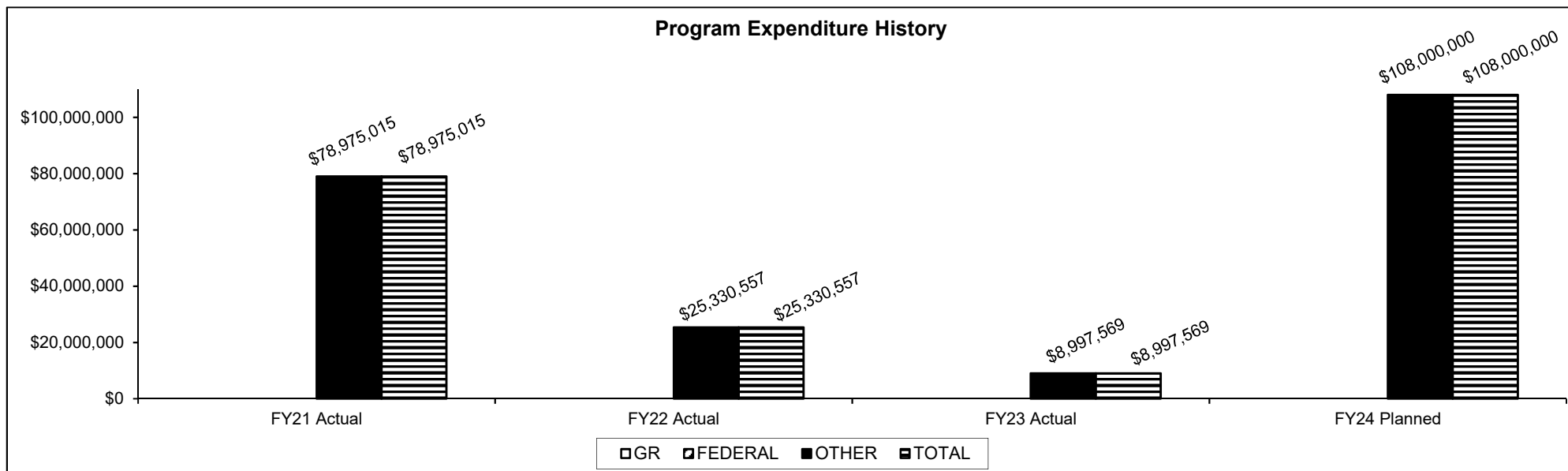
This program is exempt from performance measures as it is an accounting mechanism.

PROGRAM DESCRIPTION

Department: Social Services
 Program Name: Pharmacy Reimbursement Allowance (PFRA) Payments
 Program is found in the following core budget(s): PFRA

HB Section(s): 11.710

3. Provide actual expenditures for the prior three fiscal years; planned expenditures for the current fiscal year. (Note: Amounts do not include fringe benefit costs.)



4. What are the sources of the "Other " funds?

Pharmacy Reimbursement Allowance Fund (0144)

5. What is the authorization for this program, i.e., federal or state statute, etc.? (Include the federal program number, if applicable.)

Missouri statute: Section 338.500, RSMo. Federal law: Social Security Act Section 1903(w). State Regulation: 13 CSR 70-20. Federal Regulation: 42 CFR 433 Subpart B.

6. Are there federal matching requirements? If yes, please explain.

The FMAP (Federal Medical Assistance Percentage) fluctuates annually based on state and national economic and population data, but generally the state matching requirement is around 35% and the federal match is around 65%.

7. Is this a federally mandated program? If yes, please explain.

No.

Core – Physician Related

CORE DECISION ITEM

Department: Social Services
 Division: MO HealthNet
 Core: Physician

Budget Unit: 90544C
 HB Section: 11.715

1. CORE FINANCIAL SUMMARY

	FY 2025 Budget Request					FY 2025 Governor's Recommendation			
	GR	Federal	Other	Total		GR	Federal	Other	Total
PS	0	0	0	0	PS	0	0	0	0
EE	0	0	0	0	EE	0	0	0	0
PSD	187,282,877	386,362,166	1,678,127	575,323,170	PSD	0	0	0	0
TRF	0	0	0	0	TRF	0	0	0	0
Total	187,282,877	386,362,166	1,678,127	575,323,170	Total	0	0	0	0
FTE	0.00	0.00	0.00	0.00	FTE	0.00	0.00	0.00	0.00

Est. Fringe	0	0	0	0	Est. Fringe	0	0	0	0
<i>Note: Fringes budgeted in House Bill 5 except for certain fringes budgeted directly to MoDOT, Highway Patrol, and Conservation.</i>					<i>Note: Fringes budgeted in House Bill 5 except for certain fringes budgeted directly to MoDOT, Highway Patrol, and Conservation.</i>				

Other Funds: Health Initiatives Fund (HIF) (0275) - \$1,427,081
 Pharmacy Reimbursement Allowance Fund (0144) - \$10,000
 Third Party Liability Collections Fund (0120) - \$241,046

Other Funds:

2. CORE DESCRIPTION

This item funds physician-related services provided to fee-for-service MO HealthNet participants.

3. PROGRAM LISTING (list programs included in this core funding)

Physician

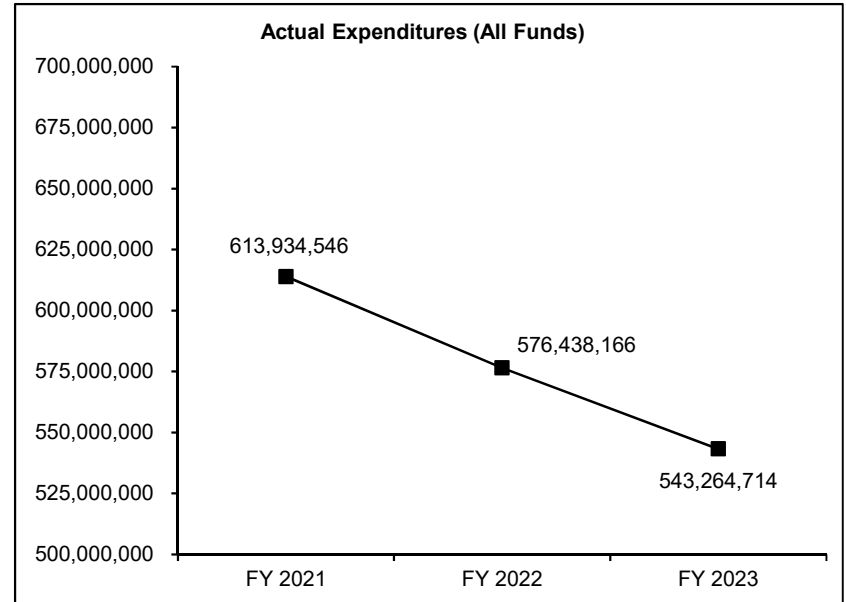
CORE DECISION ITEM

Department: Social Services
Division: MO HealthNet
Core: Physician

Budget Unit: 90544C
HB Section: 11.715

4. FINANCIAL HISTORY

	FY 2021 Actual	FY 2022 Actual	FY 2023 Current Yr	FY 2024 Current Yr
Appropriation (All Funds)	620,841,934	603,504,031	551,361,082	689,730,487
Less Reverted (All Funds)	(27,539)	0	0	0
Less Restricted (All Funds)	0	0	0	0
Budget Authority (All Funds)	620,814,395	603,504,031	551,361,082	689,730,487
Actual Expenditures (All Funds)	613,934,546	576,438,166	543,264,714	N/A
Unexpended (All Funds)	6,879,849	27,065,865	8,096,368	N/A
Unexpended, by Fund:				
General Revenue	1,514,936	498,246	7,867,670	N/A
Federal	5,364,913	26,567,619	228,698	N/A
Other	0	0	0	N/A
	(1)	(2)	(3)	(4)



*Current Year restricted amount is as of 9/01/2023.

Reverted includes statutory reserve amounts (when applicable).

Restricted includes Governor's expenditure restrictions which remained at the end of the fiscal year.

NOTES:

(1) FY21 - New Decision Items funded for FMAP Adjustment (\$23,997,536 GR), Cost to Continue (\$24,974,999 GR), Asset Limit CTC (\$363,378 GR; \$678,806 Fed), Asset Limit Phase-In (\$90,465 GR; \$168,991). \$1,000,000 GR and \$21,309,127 Fed was flexed in to cover program expenditures. \$4,680,173 GR and \$18,717,643 was flexed out to cover other program expenditures.

(2) FY22 - New Decision Items funded for FMAP Adjustment (\$7,822,883 Fed), Cost to Continue (\$3,823,761 GR; \$47,823,835 Fed), GR pickup for Tobacco Shortfall (\$3,277,537 GR), Asset Limit CTC (\$291,554 GR; \$566,210 Fed), Autism Services Rate Increase (\$252,465 GR; \$490,297 Fed). Supplemental awarded for \$60,182,980. \$1,500,000 GR and \$11,800,000 Fed was flexed in. \$923,475 Neonatal fund 0163 was held in agency reserve.

(3) FY23 - New Decision Items funded for MHD CTC (\$3,077,790 GR), CHIP Authority CTC (\$1,558,546 Fed), FMAP Adjustment (\$5,398,657 GR), MHD Provider Rate Increase (\$25,640,875 GR; \$49,658,301 Fed). \$7,900,000 was flexed in and \$60,384,564 was used as flex to cover program expenditures.

(4) FY24 - Broke out Neonatal Abstinence Syndrome, Trauma Treatment for Kids, and CCBHO into separate cores. New Decision Items funded for FMAP (\$1,705,631 Fed), ASC Rate Increase (\$548,863 GR; \$1,056,470 Fed).

CORE DECISION ITEM

Department: Social Services
 Division: MO HealthNet
 Core: Neonatal Abstinence Syndrome

Budget Unit: 90842C

HB Section: 11.715

1. CORE FINANCIAL SUMMARY

	FY 2025 Budget Request					FY 2025 Governor's Recommendation			
	GR	Federal	Other	Total		GR	Federal	Other	Total
PS	0	0	0	0	PS	0	0	0	0
EE	0	0	0	0	EE	0	0	0	0
PSD	0	0	0	0	PSD	0	0	0	0
TRF	0	0	0	0	TRF	0	0	0	0
Total	0	0	0	0	Total	0	0	0	0
FTE	0.00	0.00	0.00	0.00	FTE	0.00	0.00	0.00	0.00

Est. Fringe	0	0	0	0
--------------------	---	---	---	---

Note: Fringes budgeted in House Bill 5 except for certain fringes budgeted directly to MoDOT, Highway Patrol, and Conservation.

Est. Fringe	0	0	0	0
--------------------	---	---	---	---

Note: Fringes budgeted in House Bill 5 except for certain fringes budgeted directly to MoDOT, Highway Patrol, and Conservation.

Other Funds: N/A

Other Funds: N/A

2. CORE DESCRIPTION

This item funds a pilot program that focuses on providing clinical and case management support for pregnant women who are opioid addicted or display key risk factors which indicate a likelihood for addiction.

3. PROGRAM LISTING (list programs included in this core funding)

Neonatal Abstinence Syndrome

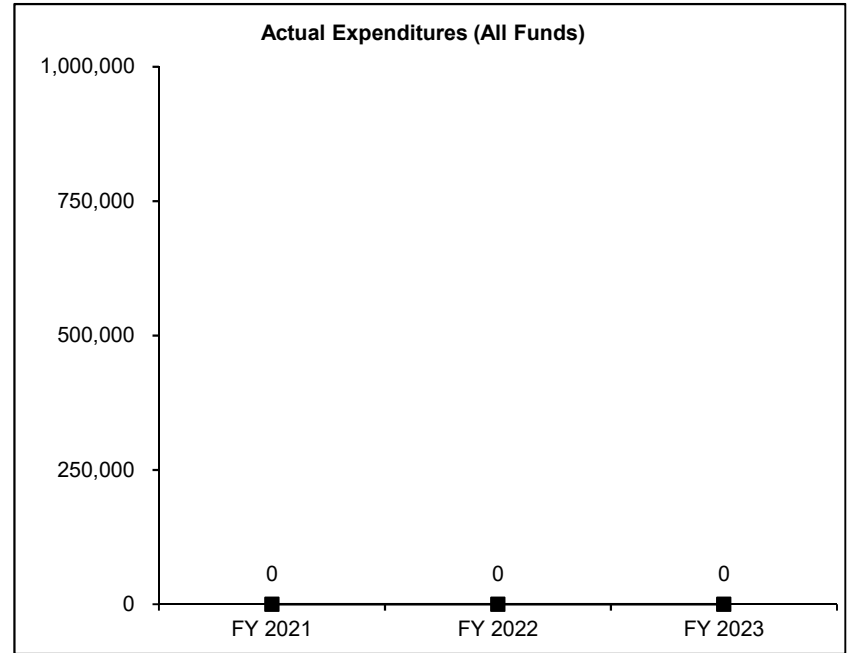
CORE DECISION ITEM

Department: Social Services
Division: MO HealthNet
Core: Neonatal Abstinence Syndrome

Budget Unit: 90842C
HB Section: 11.715

4. FINANCIAL HISTORY

	FY 2021 Actual	FY 2022 Actual	FY 2023 Actual	FY 2024 Current Yr
Appropriation (All Funds)	0	0	475,518	1,398,993
Less Reverted (All Funds)	0	0	0	0
Less Restricted (All Funds)	0	0	0	0
Budget Authority (All Funds)	0	0	475,518	1,398,993
Actual Expenditures (All Funds)	0	0	0	N/A
Unexpended (All Funds)	0	0	475,518	N/A
Unexpended, by Fund:				
General Revenue	0	0	475,518	N/A
Federal	0	0	0	N/A
Other	0	0	0	N/A
			(1)	



*Current Year restricted amount is as of 9/01/2023.

Reverted includes statutory reserve amounts (when applicable).

Restricted includes Governor's expenditure restrictions which remained at the end of the fiscal year.

NOTES:

(1) FY23 - Formerly part of Physician Core. \$923,475 was held in Agency Reserve.

CORE DECISION ITEM

Department: Social Services
 Division: MO HealthNet
 Core: Trauma Treatment for Kids

Budget Unit: 90592C
 HB Section: 11.715

1. CORE FINANCIAL SUMMARY

	FY 2025 Budget Request					FY 2025 Governor's Recommendation			
	GR	Federal	Other	Total		GR	Federal	Other	Total
PS	0	0	0	0	PS	0	0	0	0
EE	0	0	0	0	EE	0	0	0	0
PSD	0	0	0	0	PSD	0	0	0	0
TRF	0	0	0	0	TRF	0	0	0	0
Total	0	0	0	0	Total	0	0	0	0
FTE	0.00	0.00	0.00	0.00	FTE	0.00	0.00	0.00	0.00

Est. Fringe	0	0	0	0	Est. Fringe	0	0	0	0
<i>Note: Fringes budgeted in House Bill 5 except for certain fringes budgeted directly to MoDOT, Highway Patrol, and Conservation.</i>					<i>Note: Fringes budgeted in House Bill 5 except for certain fringes budgeted directly to MoDOT, Highway Patrol, and Conservation.</i>				

Other Funds: N/A

Other Funds: N/A

2. CORE DESCRIPTION

Funding for this item provides case management to support evidence-based, limited duration mental health treatments to children who have experienced severe physical, sexual, or emotional trauma.

3. PROGRAM LISTING (list programs included in this core funding)

Trauma Treatment for Kids

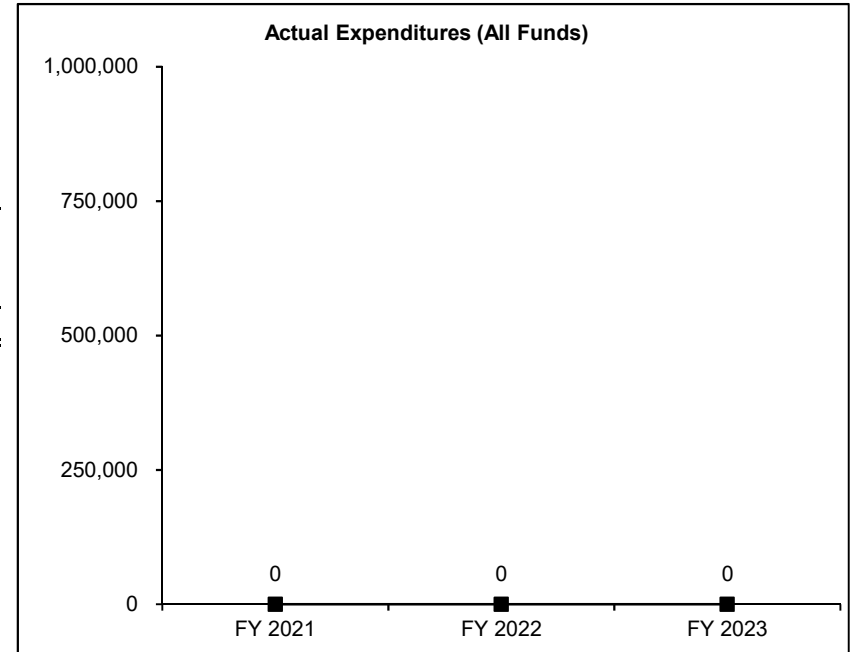
CORE DECISION ITEM

Department: Social Services
Division: MO HealthNet
Core: Trauma Treatment for Kids

Budget Unit: 90592C
HB Section: 11.715

4. FINANCIAL HISTORY

	FY 2021 Actual	FY 2022 Actual	FY 2023 Actual	FY 2024 Current Yr.
Appropriation (All Funds)	0	0	425,656	1,250,000
Less Reverted (All Funds)	0	0	0	0
Less Restricted (All Funds)	0	0	0	0
Budget Authority (All Funds)	0	0	425,656	1,250,000
Actual Expenditures (All Funds)	0	0	0	N/A
Unexpended (All Funds)	0	0	425,656	N/A
Unexpended, by Fund:				
General Revenue	0	0	425,656	N/A
Federal	0	0	0	N/A
Other	0	0	0	N/A
			(1)	



*Current Year restricted amount is as of 9/01/2023.

Reverted includes statutory reserve amounts (when applicable).

Restricted includes Governor's expenditure restrictions which remained at the end of the fiscal year.

NOTES:

(1) FY23 - Formerly part of Physician Core. \$824,344 was held in Agency Reserve.

CORE RECONCILIATION DETAIL

**DEPARTMENT OF SOCIAL SERVICES
PHYSICIAN RELATED PROF**

5. CORE RECONCILIATION DETAIL

	Budget Class	FTE	GR	Federal	Other	Total	Explanation
TAFP AFTER VETOES							
	PD	0.00	187,282,877	386,362,166	1,678,127	575,323,170	
	Total	0.00	187,282,877	386,362,166	1,678,127	575,323,170	
DEPARTMENT CORE REQUEST							
	PD	0.00	187,282,877	386,362,166	1,678,127	575,323,170	
	Total	0.00	187,282,877	386,362,166	1,678,127	575,323,170	
GOVERNOR'S RECOMMENDED CORE							
	PD	0.00	187,282,877	386,362,166	1,678,127	575,323,170	
	Total	0.00	187,282,877	386,362,166	1,678,127	575,323,170	

CORE RECONCILIATION DETAIL

**DEPARTMENT OF SOCIAL SERVICES
NEONATAL ABSTINENCE SYNDROME**

5. CORE RECONCILIATION DETAIL

	Budget Class	FTE	GR	Federal	Other	Total	Explanation
TAFP AFTER VETOES							
	PD	0.00	475,518	923,475	0	1,398,993	
	Total	0.00	475,518	923,475	0	1,398,993	
DEPARTMENT CORE ADJUSTMENTS							
Core Reduction	570 3955 PD	0.00	0	(923,475)	0	(923,475)	Core reduction of excess authority.
Core Reduction	570 3954 PD	0.00	(475,518)	0	0	(475,518)	Core reduction of excess authority.
NET DEPARTMENT CHANGES		0.00	(475,518)	(923,475)	0	(1,398,993)	
DEPARTMENT CORE REQUEST							
	PD	0.00	0	0	0	0	
	Total	0.00	0	0	0	0	
GOVERNOR'S RECOMMENDED CORE							
	PD	0.00	0	0	0	0	
	Total	0.00	0	0	0	0	

CORE RECONCILIATION DETAIL

**DEPARTMENT OF SOCIAL SERVICES
TRAUMA TREAT**

5. CORE RECONCILIATION DETAIL

	Budget Class	FTE	GR	Federal	Other	Total	Explanation
TAFP AFTER VETOES							
	PD	0.00	424,937	825,063	0	1,250,000	
	Total	0.00	424,937	825,063	0	1,250,000	
DEPARTMENT CORE ADJUSTMENTS							
Core Reduction	572 4803 PD	0.00	0	(825,063)	0	(825,063)	Core reduction of excess authority.
Core Reduction	572 4802 PD	0.00	(424,937)	0	0	(424,937)	Core reduction of excess authority.
	NET DEPARTMENT CHANGES	0.00	(424,937)	(825,063)	0	(1,250,000)	
DEPARTMENT CORE REQUEST							
	PD	0.00	0	0	0	0	
	Total	0.00	0	0	0	0	
GOVERNOR'S RECOMMENDED CORE							
	PD	0.00	0	0	0	0	
	Total	0.00	0	0	0	0	

DECISION ITEM SUMMARY

Budget Unit									
Decision Item	FY 2023	FY 2023	FY 2024	FY 2024	FY 2025	FY 2025	*****	*****	
Budget Object Summary	ACTUAL	ACTUAL	BUDGET	BUDGET	DEPT REQ	DEPT REQ	SECURED	SECURED	
Fund	DOLLAR	FTE	DOLLAR	FTE	DOLLAR	FTE	COLUMN	COLUMN	
PHYSICIAN RELATED PROF									
CORE									
PROGRAM-SPECIFIC									
GENERAL REVENUE	174,113,450	0.00	187,282,877	0.00	187,282,877	0.00	0	0.00	
TITLE XIX-FEDERAL AND OTHER	367,473,137	0.00	386,362,166	0.00	386,362,166	0.00	0	0.00	
THIRD PARTY LIABILITY COLLECT	241,046	0.00	241,046	0.00	241,046	0.00	0	0.00	
PHARMACY REIMBURSEMENT ALLOWAN	9,999	0.00	10,000	0.00	10,000	0.00	0	0.00	
HEALTH INITIATIVES	1,427,081	0.00	1,427,081	0.00	1,427,081	0.00	0	0.00	
TOTAL - PD	543,264,713	0.00	575,323,170	0.00	575,323,170	0.00	0	0.00	
TOTAL	543,264,713	0.00	575,323,170	0.00	575,323,170	0.00	0	0.00	
MHD CTC - 1886020									
PROGRAM-SPECIFIC									
GENERAL REVENUE	0	0.00	0	0.00	11,673,263	0.00	0	0.00	
TITLE XIX-FEDERAL AND OTHER	0	0.00	0	0.00	17,262,762	0.00	0	0.00	
TOTAL - PD	0	0.00	0	0.00	28,936,025	0.00	0	0.00	
TOTAL	0	0.00	0	0.00	28,936,025	0.00	0	0.00	
Independent Lab Rate Increase - 1886038									
PROGRAM-SPECIFIC									
GENERAL REVENUE	0	0.00	0	0.00	560,389	0.00	0	0.00	
TITLE XIX-FEDERAL AND OTHER	0	0.00	0	0.00	1,091,215	0.00	0	0.00	
TOTAL - PD	0	0.00	0	0.00	1,651,604	0.00	0	0.00	
TOTAL	0	0.00	0	0.00	1,651,604	0.00	0	0.00	
Ophthalmologists Rate Increase - 1886039									
PROGRAM-SPECIFIC									
GENERAL REVENUE	0	0.00	0	0.00	116,747	0.00	0	0.00	
TITLE XIX-FEDERAL AND OTHER	0	0.00	0	0.00	227,335	0.00	0	0.00	
TOTAL - PD	0	0.00	0	0.00	344,082	0.00	0	0.00	
TOTAL	0	0.00	0	0.00	344,082	0.00	0	0.00	
GRAND TOTAL	\$543,264,713	0.00	\$575,323,170	0.00	\$606,254,881	0.00	\$0	0.00	

9/15/23 8:29

im_disummary

DECISION ITEM SUMMARY

Budget Unit									
Decision Item	FY 2023	FY 2023	FY 2024	FY 2024	FY 2025	FY 2025	*****	*****	
Budget Object Summary	ACTUAL	ACTUAL	BUDGET	BUDGET	DEPT REQ	DEPT REQ	SECURED	SECURED	
Fund	DOLLAR	FTE	DOLLAR	FTE	DOLLAR	FTE	COLUMN	COLUMN	
NEONATAL ABSTINENCE SYNDROME									
CORE									
PROGRAM-SPECIFIC									
GENERAL REVENUE	0	0.00	475,518	0.00	0	0.00	0	0.00	
TITLE XIX-FEDERAL AND OTHER	0	0.00	923,475	0.00	0	0.00	0	0.00	
TOTAL - PD	0	0.00	1,398,993	0.00	0	0.00	0	0.00	
TOTAL	0	0.00	1,398,993	0.00	0	0.00	0	0.00	
GRAND TOTAL	\$0	0.00	\$1,398,993	0.00	\$0	0.00	\$0	0.00	

DECISION ITEM SUMMARY

Budget Unit									
Decision Item	FY 2023	FY 2023	FY 2024	FY 2024	FY 2025	FY 2025	*****	*****	
Budget Object Summary	ACTUAL	ACTUAL	BUDGET	BUDGET	DEPT REQ	DEPT REQ	SECURED	SECURED	
Fund	DOLLAR	FTE	DOLLAR	FTE	DOLLAR	FTE	COLUMN	COLUMN	
TRAUMA TREAT									
CORE									
PROGRAM-SPECIFIC									
GENERAL REVENUE	0	0.00	424,937	0.00	0	0.00	0	0.00	
TITLE XIX-FEDERAL AND OTHER	0	0.00	825,063	0.00	0	0.00	0	0.00	
TOTAL - PD	0	0.00	1,250,000	0.00	0	0.00	0	0.00	
TOTAL	0	0.00	1,250,000	0.00	0	0.00	0	0.00	
GRAND TOTAL	\$0	0.00	\$1,250,000	0.00	\$0	0.00	\$0	0.00	

FLEXIBILITY REQUEST FORM

BUDGET UNIT NUMBER: 90544C BUDGET UNIT NAME: Physician HOUSE BILL SECTION: 11.715	DEPARTMENT: Social Services DIVISION: MO HealthNet
--	---

1. Provide the amount by fund of personal service flexibility and the amount by fund of expense and equipment flexibility you are requesting in dollar and percentage terms and explain why the flexibility is needed. If flexibility is being requested among divisions, provide the amount by fund of flexibility you are requesting in dollar and percentage terms and explain why the flexibility is needed.

Department Request

10% flexibility is requested between sections 11.700 (Pharmacy and Clawback), 11.715 (Physician Related Prof), 11.716 (PACE), 11.720 (Dental), 11.725 (Premium Payments), 11.730 (Nursing Facilities and Home Health), 11.745 (Rehab Specialty Services and NEMT), 11.755 (Complex Rehab), 11.760 (Managed Care), 11.765 (MC Specialty Plan), 11.770 (Hospital Care), 11.795 (Health Homes), 11.810 (CHIP), 11.815 (SMHB), 11.825 (Blind).

2. Estimate how much flexibility will be used for the budget year. How much flexibility was used in the Prior Year Budget and the Current Year Budget? Please specify the amount.

PRIOR YEAR ACTUAL AMOUNT OF FLEXIBILITY USED	CURRENT YEAR ESTIMATED AMOUNT OF FLEXIBILITY THAT WILL BE USED	BUDGET REQUEST ESTIMATED AMOUNT OF FLEXIBILITY THAT WILL BE USED
\$60,384,564	DSS will flex up to 10% between sections.	Up to 10% flexibility will be used.

3. Please explain how flexibility was used in the prior and/or current years.

PRIOR YEAR EXPLAIN ACTUAL USE	CURRENT YEAR EXPLAIN PLANNED USE
To allow for program payments in Managed Care and Rehab and Specialty Services.	Flexibility allows for MHD to move authority between program sections to ensure bi monthly payroll obligations are met and services continue to be provided without disruption or delay. Flex allows MHD to shift authority to sections where there is need.

DECISION ITEM DETAIL

Budget Unit	FY 2023	FY 2023	FY 2024	FY 2024	FY 2025	FY 2025	*****	*****
Decision Item	ACTUAL	ACTUAL	BUDGET	BUDGET	DEPT REQ	DEPT REQ	SECURED	SECURED
Budget Object Class	DOLLAR	FTE	DOLLAR	FTE	DOLLAR	FTE	COLUMN	COLUMN
PHYSICIAN RELATED PROF								
CORE								
PROGRAM DISTRIBUTIONS	543,264,713	0.00	575,323,170	0.00	575,323,170	0.00	0	0.00
TOTAL - PD	543,264,713	0.00	575,323,170	0.00	575,323,170	0.00	0	0.00
GRAND TOTAL	\$543,264,713	0.00	\$575,323,170	0.00	\$575,323,170	0.00	\$0	0.00
GENERAL REVENUE	\$174,113,450	0.00	\$187,282,877	0.00	\$187,282,877	0.00		0.00
FEDERAL FUNDS	\$367,473,137	0.00	\$386,362,166	0.00	\$386,362,166	0.00		0.00
OTHER FUNDS	\$1,678,126	0.00	\$1,678,127	0.00	\$1,678,127	0.00		0.00

DECISION ITEM DETAIL

Budget Unit	FY 2023	FY 2023	FY 2024	FY 2024	FY 2025	FY 2025	*****	*****
Decision Item	ACTUAL	ACTUAL	BUDGET	BUDGET	DEPT REQ	DEPT REQ	SECURED	SECURED
Budget Object Class	DOLLAR	FTE	DOLLAR	FTE	DOLLAR	FTE	COLUMN	COLUMN
NEONATAL ABSTINENCE SYNDROME								
CORE								
PROGRAM DISTRIBUTIONS	0	0.00	1,398,993	0.00	0	0.00	0	0.00
TOTAL - PD	0	0.00	1,398,993	0.00	0	0.00	0	0.00
GRAND TOTAL	\$0	0.00	\$1,398,993	0.00	\$0	0.00	\$0	0.00
GENERAL REVENUE	\$0	0.00	\$475,518	0.00	\$0	0.00		0.00
FEDERAL FUNDS	\$0	0.00	\$923,475	0.00	\$0	0.00		0.00
OTHER FUNDS	\$0	0.00	\$0	0.00	\$0	0.00		0.00

DECISION ITEM DETAIL

Budget Unit	FY 2023	FY 2023	FY 2024	FY 2024	FY 2025	FY 2025	*****	*****
Decision Item	ACTUAL	ACTUAL	BUDGET	BUDGET	DEPT REQ	DEPT REQ	SECURED	SECURED
Budget Object Class	DOLLAR	FTE	DOLLAR	FTE	DOLLAR	FTE	COLUMN	COLUMN
TRAUMA TREAT								
CORE								
PROGRAM DISTRIBUTIONS	0	0.00	1,250,000	0.00	0	0.00	0	0.00
TOTAL - PD	0	0.00	1,250,000	0.00	0	0.00	0	0.00
GRAND TOTAL	\$0	0.00	\$1,250,000	0.00	\$0	0.00	\$0	0.00
GENERAL REVENUE	\$0	0.00	\$424,937	0.00	\$0	0.00		0.00
FEDERAL FUNDS	\$0	0.00	\$825,063	0.00	\$0	0.00		0.00
OTHER FUNDS	\$0	0.00	\$0	0.00	\$0	0.00		0.00

PROGRAM DESCRIPTION

Department: Social Services

HB Section(s): 11.715

Program Name: Physician

Program is found in the following core budget(s): Physician

1a. What strategic priority does this program address?

Sustain healthy lives by increasing preventive services

1b. What does this program do?

This program funds physician-related services provided to fee-for-service MO HealthNet participants.

Services are provided by:

- Physicians
- Podiatrists
- Chiropractors
- Advanced Practitioners
 - Advanced Practice Registered Nurses (APRN) or Nurse Practitioners (NP)
 - Nurse Midwives
 - Physician Assistants (PA)
 - Assistant Physicians (AP) once licensed by the Board of Healing Arts
 - Certified Registered Nurse Anesthetists (CRNA) and Anesthesiologists Assistants (AA)
- Behavioral health providers
 - Psychiatrists
 - Psychologists, included provisional licensees
 - Licensed professional counselors (LPC), including provisional licensees
 - Licensed clinical social workers (LCSW), including provisional licensees
 - Licensed behavior analysts

Services may be billed by the providers listed above or on behalf of professional services provided at the following locations:

- Clinics
- Rural health clinics (RHC)
- Federally qualified health centers (FQHC)
- Ambulatory surgical centers (ASC)
- Lab and x-ray facilities
- Independent diagnostic testing facilities
- Participant's home
- Hospital (Inpatient and Outpatient settings)
- Nursing facilities
- Free Standing Birth Centers

PROGRAM DESCRIPTION

Department: Social Services

HB Section(s): 11.715

Program Name: Physician

Program is found in the following core budget(s): Physician

Reimbursement Methodology

The majority of services provided by physician-related professionals are reimbursed on a fee schedule; whereby each procedure or claim is priced individually by a medical consultant based on the unique circumstances of the case. Certain procedures are only reimbursable with prior approval. A few services are reimbursed manually.

Services rendered by someone other than a physician or podiatrist, including appropriate supplies, are billable on behalf of the physician only where there is direct personal supervision by the physician. This applies to services rendered by auxiliary personnel employed by the physician and working under his/her on-site supervision. Auxiliary personnel include nurses, non-physician anesthetists (including Certified Registered Nurse Anesthetists and Anesthesiologist Assistants), technicians, and other aides.

The following advanced practitioners can bill MO HealthNet independently from a physician, but must still operate within the terms of their collaborative practice arrangement with the physician:

- Advanced Practice Registered Nurses (APRN) and Nurse Practitioners (NP),
- Nurse Midwives,
- Physician Assistants (PA), and
- Assistant Physicians (AP).

The services of physicians, podiatrists, advanced practitioners, chiropractors, and behavioral health providers may be administered in multiple settings including the physician's office, the participant's home (or other place of residence such as a nursing facility), the hospital (inpatient/outpatient) or settings such as a medical clinic or ambulatory surgical care facility. The services of a nurse midwife may also be administered in the home of the participant (delivery and newborn care only) or a birthing center.

MO HealthNet reimbursement may also be made directly to the facility which employs the health care professionals. Facilities that receive direct payment from the physician-related services program include clinics, laboratory and x-ray facilities, independent diagnostic testing facilities (IDTF), rural health clinics (RHC), federally qualified health centers (FQHC), free standing birth centers and hospitals (inpatient and outpatient). Each provider offering health care services through the facility (with the exception of RHCs), in addition to being employed by the participating clinic, must be a MO HealthNet provider. Ambulatory surgical centers are also reimbursed for a facility fee which does not include professional services of the performing practitioner.

Obesity Program

The MO HealthNet Division implemented an Obesity Program that allows MO HealthNet to pay for the biopsychosocial treatment of obesity for youth and adult participants. The goal of this policy is to improve health outcomes for both the youth and adult population by managing obesity and associated co-morbidities.

Diabetes Prevention Program

The MO HealthNet Division implemented a Diabetes Prevention Program (DPP) for adult participants at risk for developing type-2 diabetes. It is a structured lifestyle intervention following the Center for Disease Control's (CDC) curriculum that includes dietary coaching, lifestyle intervention, and moderate physical activity, all with the goal of preventing the onset of diabetes in individuals who are pre-diabetic.

PROGRAM DESCRIPTION

Department: Social Services

HB Section(s): 11.715

Program Name: Physician

Program is found in the following core budget(s): Physician

Rate History

7/1/23: Pending CMS approval, Ambulatory Surgical Center (ASC) facility rates will be based to ninety percent (90%) of the Medicare ASC rates reflected as of January 1 of each year.

7/1/22: Various rate increases for physician related services. Rates increased to 83% of Medicare rates for Preventive codes and Evaluation & Management (E/M) codes, 75% of Medicare for other services, and a 50.75% increase for physician-related codes without a Medicare comparison.

7/1/19: 1.5% rate increase for all physician related services.

7/1/18: 1.5% rate increase for rate restoration for physician related services.

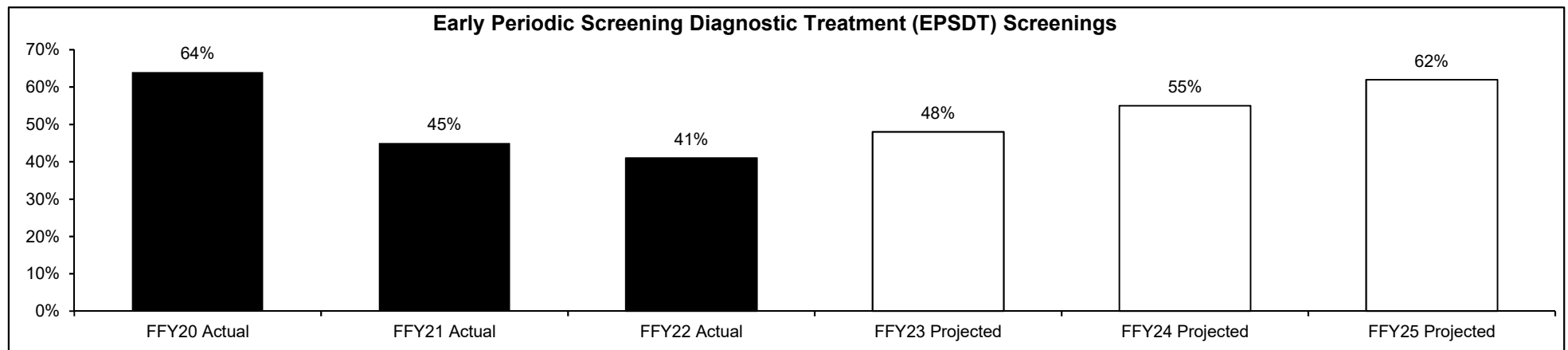
7/1/17: 3% rate decrease for all physician related services.

7/1/16: 2% rate increase for all physician related services.

7/1/16: 3.79% rate increase for Medicare parity for physician related services.

1/1/16: 1% rate increase for all physician related services.

2a. Provide an activity measure for the program.



Note 1: The Healthy Children and Youth (HCY) Program in Missouri, also known as Early Periodic Screening, Diagnosis and Treatment (EPSDT), is a comprehensive, primary and preventive health care program for MO HealthNet eligible children and youth under the age of 21 years. The HCY Program provides screenings and treatment to correct or ameliorate defects and chronic conditions found during the screening. The measure is based on the Federal Fiscal year in which the report was submitted to CMS.

Note 2: FFY23 data is not available until February 2024.

Note 3: There has been a decrease in the EPSDT ration since the beginning of the Public Health Emergency (PHE). It is anticipated that totals will level back out and begin increasing again in FFY24 and beyond since the PHE has ended.

PROGRAM DESCRIPTION

Department: Social Services

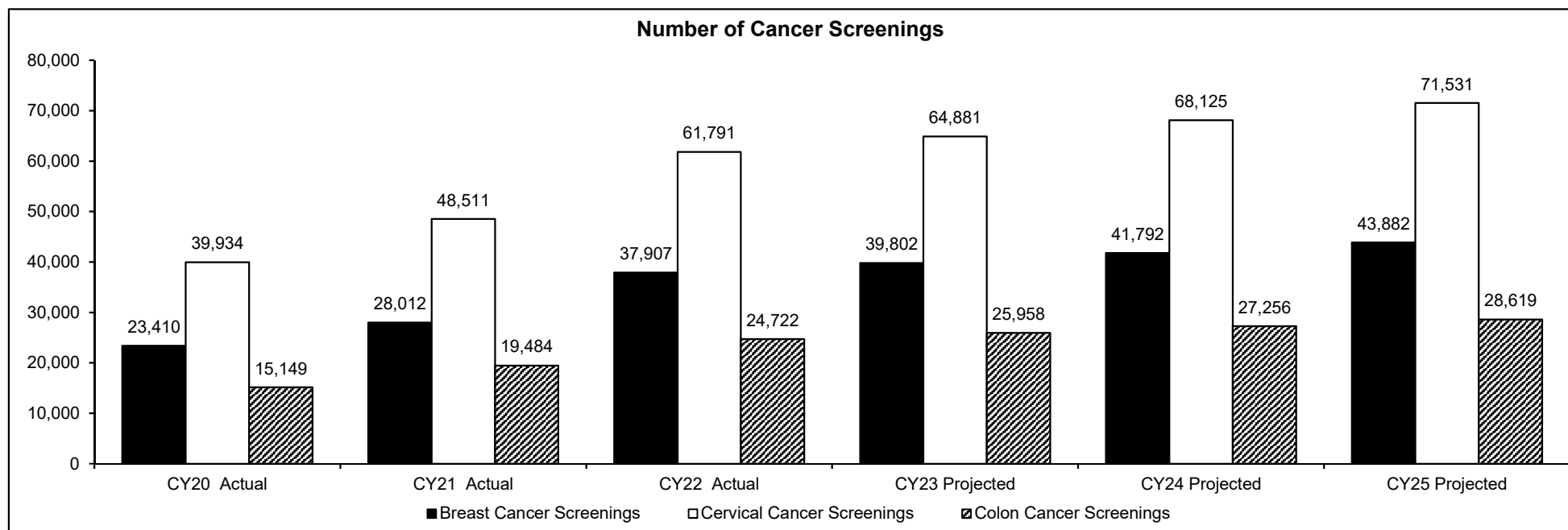
HB Section(s): 11.715

Program Name: Physician

Program is found in the following core budget(s): Physician

2b. Provide a measure of the program's quality.

Receiving preventive services such as breast, cervical, and colon cancer screenings are just a few examples of ways people can stay healthy. It is important to educate MO HealthNet participants of the importance of preventive care. An increase of 5% in breast, cervical and colon cancer screenings each year will show that the program is having a meaningful impact, by showing participants the importance of preventive screenings to catch cancers early, improve the treatment, and lessen the cost of the disease.



Note 1: The data for breast cancer screenings is on FFS women aged 40 years and older.

Note 2: The data for cervical cancer screenings is on FFS women aged 18 and over.

Note 3: The data for colon cancer screenings is on participants age 50 and over. The number of colon cancer screenings is lower than breast and cervical cancer screenings. This can be attributed to Medicare paying for services when participants are age 65 and older.

PROGRAM DESCRIPTION

Department: Social Services

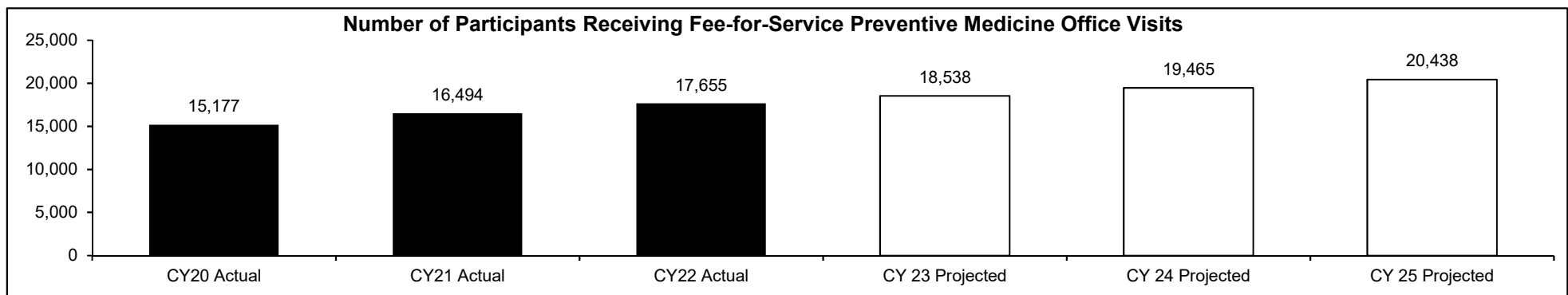
HB Section(s): 11.715

Program Name: Physician

Program is found in the following core budget(s): Physician

2c. Provide a measure of the program's impact.

Increase the number of adult preventive office visits. MO HealthNet pays for one preventive examination/physical per year. Preventive visits are important for maintenance of good health and a reduction in risk factors that could lead to more expensive health care costs.

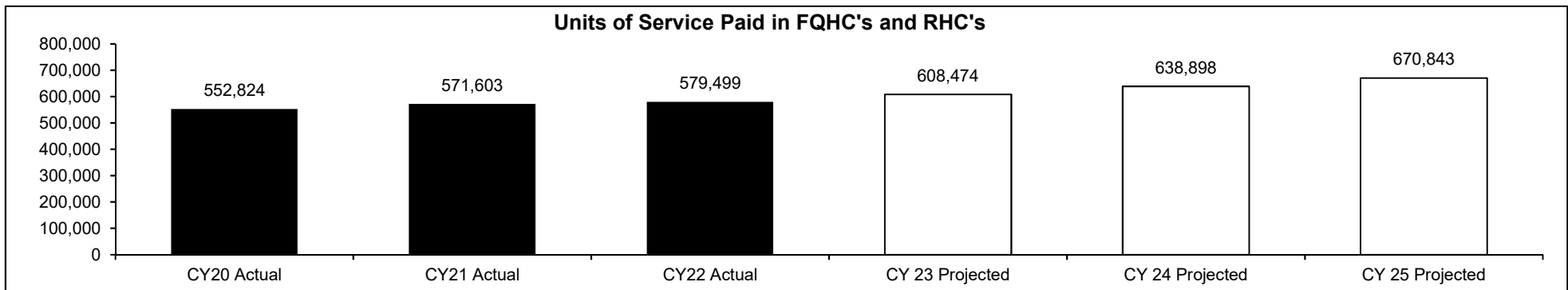


Note 1: An increase of 5% would show the program is having a meaningful impact by showing participants the importance of preventive screenings.

Note 2: The chart above includes FFS only.

2d. Provide a measure of the program's efficiency.

Services in an FQHC and RHC provide primary care services to those in rural areas assuring that they receive preventive care which also lessens the cost of diseases.



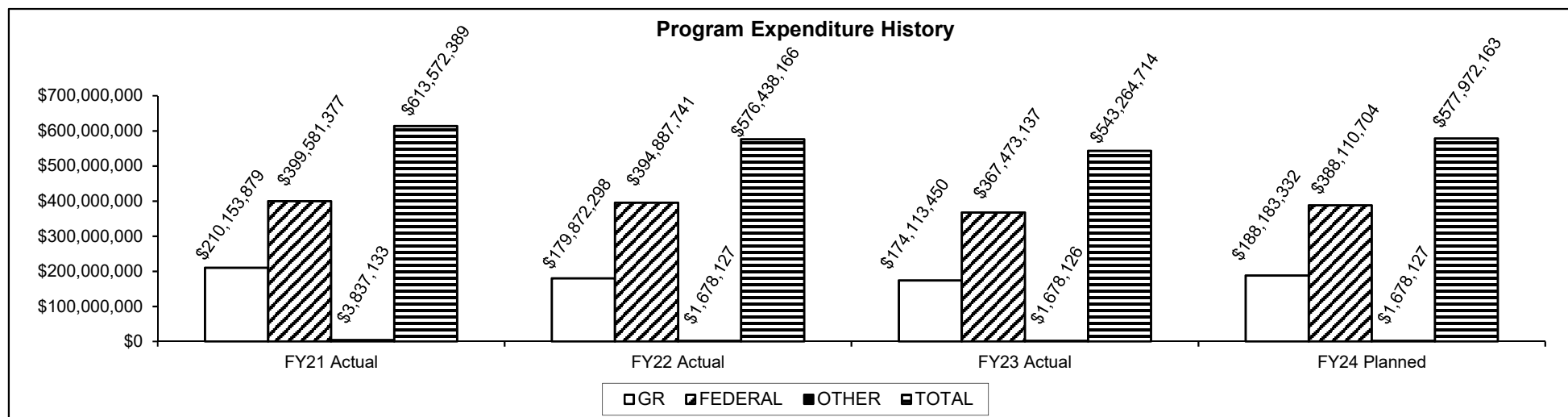
Note: The chart above includes FFS only.

PROGRAM DESCRIPTION

Department: Social Services
 Program Name: Physician
 Program is found in the following core budget(s): Physician

HB Section(s): 11.715

3. Provide actual expenditures for the prior three fiscal years; planned expenditures for the current fiscal year. (Note: Amounts do not include fringe benefit costs.)



In FY2022, AEG expenditures are included in total payments. Federal Fund 0809 was used to cover the state share of AEG expenditures. Planned FY2024 expenditures are net of reserves.

4. What are the sources of the "Other" funds?

Health Initiatives Fund (HIF) (0275), Pharmacy Reimbursement Allowance Fund (0144), and Third Party Liability Collections Fund (0120).

5. What is the authorization for this program, i.e., federal or state statute, etc.? (Include the federal program number, if applicable.)

State statute: Sections 208.153 and 208.166 RSMo. Federal law: Social Security Act Sections 1905(a)(2), (3), (5), (6), (9), (17), (21); 1905(r) and 1915(d). Federal regulations: 42 CFR 440.210, 440.500, 412.113(c) and 441 Subpart B.

6. Are there federal matching requirements? If yes, please explain.

The FMAP (Federal Medical Assistance Percentage) fluctuates annually based on state and national economic and population data, but generally the state matching requirement is around 35% and the federal match is around 65%.

7. Is this a federally mandated program? If yes, please explain.

Yes, if the state elects to have a Medicaid program. Some services are optional: podiatry, clinics, nurse practitioners, CRNA, Psychologist, and LCSW.

NDI – Independent Lab Rate Increase

NEW DECISION ITEM

Department: Social Services
Division: MO HealthNet
DI Name: Independent Lab Rate Increase DI# 1886038

Budget Unit: 90544C
HB Section: 11.715

1. AMOUNT OF REQUEST

	FY 2025 Budget Request			
	GR	Federal	Other	Total
PS	0	0	0	0
EE	0	0	0	0
PSD	560,389	1,091,215	0	1,651,604
TRF	0	0	0	0
Total	560,389	1,091,215	0	1,651,604
FTE	0.00	0.00	0.00	0.00

	FY 2025 Governor's Recommendation			
	GR	Federal	Other	Total
PS	0	0	0	0
EE	0	0	0	0
PSD	0	0	0	0
TRF	0	0	0	0
Total	0	0	0	0
FTE	0.00	0.00	0.00	0.00

Est. Fringe	0	0	0	0
<i>Note: Fringes budgeted in</i>				

Est. Fringe	0	0	0	0
<i>Note: Fringes</i>				

Other Funds: N/A
 Non-Counts: N/A

Other Funds: N/A
 Non-Counts: N/A

2. THIS REQUEST CAN BE CATEGORIZED AS:

- | | | |
|--|--|--|
| <input type="checkbox"/> New Legislation | <input type="checkbox"/> New Program | <input type="checkbox"/> Fund Switch |
| <input type="checkbox"/> Federal Mandate | <input type="checkbox"/> Program Expansion | <input type="checkbox"/> Cost to Continue |
| <input type="checkbox"/> GR Pick-Up | <input type="checkbox"/> Space Request | <input type="checkbox"/> Equipment Replacement |
| <input type="checkbox"/> Pay Plan | <input checked="" type="checkbox"/> Other: Rate Increase | |

3. WHY IS THIS FUNDING NEEDED? PROVIDE AN EXPLANATION FOR ITEMS CHECKED IN #2. INCLUDE THE FEDERAL OR STATE STATUTORY OR CONSTITUTIONAL AUTHORIZATION FOR THIS PROGRAM.

This new decision item is to increase independent lab rates from 80% of the Medicare Allowed rate to 90%. This is being requested so that these independent lab rates will more closely match rates of labs that are within hospitals, which currently are at 90% of the Medicare Allowed rate.

NEW DECISION ITEM

Department: Social Services
Division: MO HealthNet
DI Name: Independent Lab Rate Increase DI# 1886038

Budget Unit: 90544C
HB Section: 11.715

4. DESCRIBE THE DETAILED ASSUMPTIONS USED TO DERIVE THE SPECIFIC REQUESTED AMOUNT. (How did you determine that the requested number of FTE were appropriate? From what source or standard did you derive the requested levels of funding? Were alternatives such as outsourcing or automation considered? If based on new legislation, does request tie to TAFP fiscal note? If not, explain why. Detail which portions of the request are one-times and how those amounts were calculated.)

This new decision item funds a provider rate increase beginning July 1, 2024 for the following DSS programs: Independent Labs (within Physician section 11.715).

Independent Lab Rate Increase

SFY23 Claims	SFY23 Paid	Estimated SFY25 Paid	Difference
800,832	\$18,486,536	\$20,138,140	\$1,651,604
Total	GR	Federal	FMAP
\$1,651,604	\$560,389	\$1,091,215	66.07%

5. BREAK DOWN THE REQUEST BY BUDGET OBJECT CLASS, JOB CLASS, AND FUND SOURCE. IDENTIFY ONE-TIME COSTS.

Budget Object Class/Job Class	Dept Req GR DOLLARS	Dept Req GR FTE	Dept Req FED DOLLARS	Dept Req FED FTE	Dept Req OTHER DOLLARS	Dept Req OTHER FTE	Dept Req TOTAL DOLLARS	Dept Req TOTAL FTE	Dept Req One-Time DOLLARS
800 - Program Distributions	560,389		1,091,215				1,651,604		
Total PSD	560,389		1,091,215		0		1,651,604		0
Grand Total	560,389	0.0	1,091,215	0.0	0	0.0	1,651,604	0.0	0

NEW DECISION ITEM

Department: Social Services
Division: MO HealthNet
DI Name: Independent Lab Rate Increase DI# 1886038

Budget Unit: 90544C
HB Section: 11.715

6. PERFORMANCE MEASURES (If new decision item has an associated core, separately identify projected performance with & without additional funding.)

6a. Provide an activity measure(s) for the program.

Please see the Physician core section for performance measures.

6c. Provide a measure(s) of the program's impact.

Please see the Physician core section for performance measures.

6b. Provide a measure(s) of the program's quality.

Please see the Physician core section for performance measures.

6d. Provide a measure(s) of the program's efficiency.

Please see the Physician core section for performance measures.

7. STRATEGIES TO ACHIEVE THE PERFORMANCE MEASUREMENT TARGETS:

N/A

DECISION ITEM DETAIL

Budget Unit	FY 2023	FY 2023	FY 2024	FY 2024	FY 2025	FY 2025	*****	*****
Decision Item	ACTUAL	ACTUAL	BUDGET	BUDGET	DEPT REQ	DEPT REQ	SECURED	SECURED
Budget Object Class	DOLLAR	FTE	DOLLAR	FTE	DOLLAR	FTE	COLUMN	COLUMN
PHYSICIAN RELATED PROF								
Independent Lab Rate Increase - 1886038								
PROGRAM DISTRIBUTIONS	0	0.00	0	0.00	1,651,604	0.00	0	0.00
TOTAL - PD	0	0.00	0	0.00	1,651,604	0.00	0	0.00
GRAND TOTAL	\$0	0.00	\$0	0.00	\$1,651,604	0.00	\$0	0.00
GENERAL REVENUE	\$0	0.00	\$0	0.00	\$560,389	0.00		0.00
FEDERAL FUNDS	\$0	0.00	\$0	0.00	\$1,091,215	0.00		0.00
OTHER FUNDS	\$0	0.00	\$0	0.00	\$0	0.00		0.00

NDI – Ophthalmologist Rate Increase

NEW DECISION ITEM

Department: Social Services
Division: MO HealthNet
DI Name: Ophthalmologist Rate Increase DI# 1886039

Budget Unit: 90544C
HB Section: 11.715

1. AMOUNT OF REQUEST

	FY 2025 Budget Request			
	GR	Federal	Other	Total
PS	0	0	0	0
EE	0	0	0	0
PSD	116,747	227,335	0	344,082
TRF	0	0	0	0
Total	116,747	227,335	0	344,082
FTE	0.00	0.00	0.00	0.00

	FY 2025 Governor's Recommendation			
	GR	Federal	Other	Total
PS	0	0	0	0
EE	0	0	0	0
PSD	0	0	0	0
TRF	0	0	0	0
Total	0	0	0	0
FTE	0.00	0.00	0.00	0.00

Est. Fringe	0	0	0	0
<i>Note: Fringes budgeted in House Bill 5 except for certain fringes budgeted directly to MoDOT, Highway Patrol, and Conservation.</i>				

Est. Fringe	0	0	0	0
<i>Note: Fringes budgeted in House Bill 5 except for certain fringes budgeted directly to MoDOT, Highway Patrol, and Conservation.</i>				

Other Funds: N/A
 Non-Counts: N/A

Other Funds: N/A
 Non-Counts: N/A

2. THIS REQUEST CAN BE CATEGORIZED AS:

<input type="checkbox"/> New Legislation	<input type="checkbox"/> New Program	<input type="checkbox"/> Fund Switch
<input type="checkbox"/> Federal Mandate	<input type="checkbox"/> Program Expansion	<input type="checkbox"/> Cost to Continue
<input type="checkbox"/> GR Pick-Up	<input type="checkbox"/> Space Request	<input type="checkbox"/> Equipment Replacement
<input type="checkbox"/> Pay Plan	<input checked="" type="checkbox"/> Other: <u>Rate Increase</u>	

3. WHY IS THIS FUNDING NEEDED? PROVIDE AN EXPLANATION FOR ITEMS CHECKED IN #2. INCLUDE THE FEDERAL OR STATE STATUTORY OR CONSTITUTIONAL AUTHORIZATION FOR THIS PROGRAM.

In SFY23, rates for optometrists were increased to be 85% of the current Medicare allowed rate. However, this rate increase did not include ophthalmologists. This new decision item would increase the rates of ophthalmologists to also be 85% of the current Medicare allowed rate.

NEW DECISION ITEM

Department: Social Services
Division: MO HealthNet
DI Name: Ophthalmologist Rate Increase DI# 1886039

Budget Unit: 90544C
HB Section: 11.715

4. DESCRIBE THE DETAILED ASSUMPTIONS USED TO DERIVE THE SPECIFIC REQUESTED AMOUNT. (How did you determine that the requested number of FTE were appropriate? From what source or standard did you derive the requested levels of funding? Were alternatives such as outsourcing or automation considered? If based on new legislation, does request tie to TAFP fiscal note? If not, explain why. Detail which portions of the request are one-times and how those amounts were calculated.)

This new decision item funds a provider rate increase beginning July 1, 2024 for the following DSS programs: Ophthalmologists (within Physician section 11.715).

Ophthalmologist Rate Increase

SFY23 Claims	SFY23 Paid	Estimated SFY25 Paid	Difference
25,684	\$2,239,932	\$2,584,014	\$344,082

Total	GR	Federal	FMAP
\$344,082	\$116,747	\$227,335	66.07%

5. BREAK DOWN THE REQUEST BY BUDGET OBJECT CLASS, JOB CLASS, AND FUND SOURCE. IDENTIFY ONE-TIME COSTS.

Budget Object Class/Job Class	Dept Req GR DOLLARS	Dept Req GR FTE	Dept Req FED DOLLARS	Dept Req FED FTE	Dept Req OTHER DOLLARS	Dept Req OTHER FTE	Dept Req TOTAL DOLLARS	Dept Req TOTAL FTE	Dept Req One-Time DOLLARS
800 - Program Distributions	116,747		227,335				344,082		
Total PSD	116,747		227,335		0		344,082		0
Grand Total	116,747	0.0	227,335	0.0	0	0.0	344,082	0.0	0

NEW DECISION ITEM

Department: Social Services
Division: MO HealthNet
DI Name: Ophthalmologist Rate Increase DI# 1886039

Budget Unit: 90544C
HB Section: 11.715

6. PERFORMANCE MEASURES (If new decision item has an associated core, separately identify projected performance with & without additional funding.)

6a. Provide an activity measure(s) for the program.

Please see the Physician core section for performance measures.

6c. Provide a measure(s) of the program's impact.

Please see the Physician core section for performance measures.

6b. Provide a measure(s) of the program's quality.

Please see the Physician core section for performance measures.

6d. Provide a measure(s) of the program's efficiency.

Please see the Physician core section for performance measures.

7. STRATEGIES TO ACHIEVE THE PERFORMANCE MEASUREMENT TARGETS:

N/A

DECISION ITEM DETAIL

Budget Unit	FY 2023	FY 2023	FY 2024	FY 2024	FY 2025	FY 2025	*****	*****
Decision Item	ACTUAL	ACTUAL	BUDGET	BUDGET	DEPT REQ	DEPT REQ	SECURED	SECURED
Budget Object Class	DOLLAR	FTE	DOLLAR	FTE	DOLLAR	FTE	COLUMN	COLUMN
PHYSICIAN RELATED PROF								
Ophthalmologists Rate Increase - 1886039								
PROGRAM DISTRIBUTIONS	0	0.00	0	0.00	344,082	0.00	0	0.00
TOTAL - PD	0	0.00	0	0.00	344,082	0.00	0	0.00
GRAND TOTAL	\$0	0.00	\$0	0.00	\$344,082	0.00	\$0	0.00
GENERAL REVENUE	\$0	0.00	\$0	0.00	\$116,747	0.00		0.00
FEDERAL FUNDS	\$0	0.00	\$0	0.00	\$227,335	0.00		0.00
OTHER FUNDS	\$0	0.00	\$0	0.00	\$0	0.00		0.00

Core – CCBHO

CORE DECISION ITEM

Department: Social Services
 Division: MO HealthNet
 Core: Certified Community Behavioral Health Organizations (CCBHO)

Budget Unit: 90600C
 HB Section: 11.715

1. CORE FINANCIAL SUMMARY

FY 2025 Budget Request					FY 2025 Governor's Recommendation				
	GR	Federal	Other	Total		GR	Federal	Other	Total
PS	0	0	0	0	PS	0	0	0	0
EE	0	0	0	0	EE	0	0	0	0
PSD	46,001,444	65,756,880	0	111,758,324	PSD	0	0	0	0
TRF	0	0	0	0	TRF	0	0	0	0
Total	46,001,444	65,756,880	0	111,758,324	Total	0	0	0	0
FTE	0.00	0.00	0.00	0.00	FTE	0.00	0.00	0.00	0.00
<i>Est. Fringe</i>	0	0	0	0	<i>Est. Fringe</i>	0	0	0	0
<i>Note: Fringes budgeted in House Bill 5 except for certain fringes budgeted directly to MoDOT, Highway Patrol, and Conservation.</i>					<i>Note: Fringes budgeted in House Bill 5 except for certain fringes budgeted directly to MoDOT, Highway Patrol, and Conservation.</i>				

Other Funds: N/A

Other Funds: N/A

2. CORE DESCRIPTION

This item funds physician-related services provided to Certified Community Behavioral Health Organizations (CCBHO).

3. PROGRAM LISTING (list programs included in this core funding)

Certified Community Behavioral Health Organizations (CCBHO).

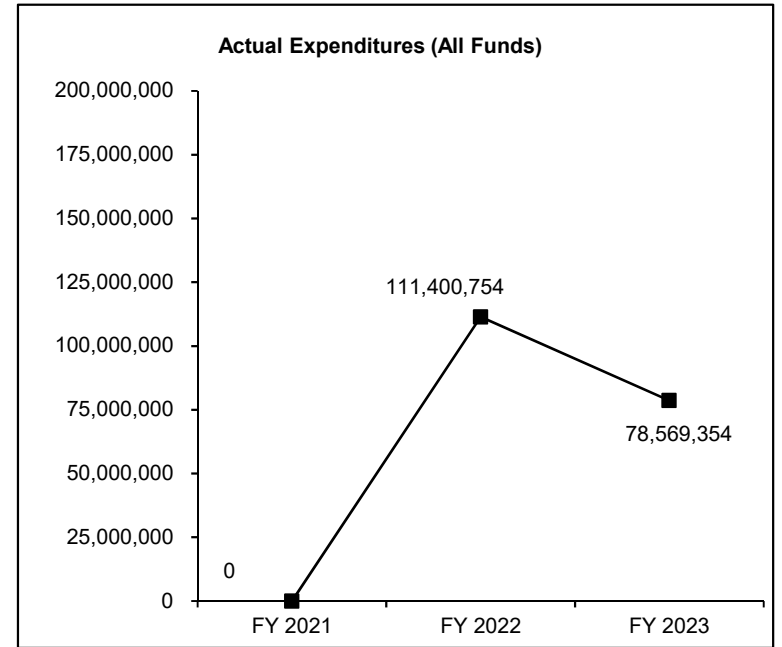
CORE DECISION ITEM

Department: Social Services
Division: MO HealthNet
Core: Certified Community Behavioral Health Organizations (CCBHO)

Budget Unit: 90600C
HB Section: 11.715

4. FINANCIAL HISTORY

	FY 2021 Actual	FY 2022 Actual	FY 2023 Actual	FY 2024 Current Yr.
Appropriation (All Funds)	0	115,490,707	120,256,228	111,758,324
Less Reverted (All Funds)	0	0	0	0
Less Restricted (All Funds)	0	0	0	0
Budget Authority (All Funds)	0	115,490,707	120,256,228	111,758,324
Actual Expenditures (All Funds)	0	111,400,754	78,569,354	N/A
Unexpended (All Funds)	0	4,089,953	41,686,874	N/A
Unexpended, by Fund:				
General Revenue	0	0	13,977,994	N/A
Federal	0	4,089,953	27,708,880	N/A
Other	0	0	0	N/A
		(1)	(2)	(3)



*Current Year restricted amount is as of 9/01/2023.

Reverted includes statutory reserve amounts (when applicable).

Restricted includes Governor's expenditure restrictions which remained at the end of the fiscal year.

NOTES:

(1) FY22 - Certified Community Behavioral Health Organizations (CCBHO) was established.

(2) FY23 - New Decision Items were funded for FMAP Adjustment (\$1,580,598 GR), MHD CTC (\$10,281,973 GR).

(3) FY24 - New Decision Items were funded for FMAP Adjustment (\$3,165,853 GR), MHD CTC (\$11,551,431 GR; \$13,942,279 Fed). Supplemental was awarded for \$33,991,614.

CORE RECONCILIATION DETAIL

**DEPARTMENT OF SOCIAL SERVICES
CCBHO**

5. CORE RECONCILIATION DETAIL

	Budget Class	FTE	GR	Federal	Other	Total	Explanation
TAFP AFTER VETOES							
	PD	0.00	46,001,444	65,756,880	0	111,758,324	
	Total	0.00	46,001,444	65,756,880	0	111,758,324	
DEPARTMENT CORE REQUEST							
	PD	0.00	46,001,444	65,756,880	0	111,758,324	
	Total	0.00	46,001,444	65,756,880	0	111,758,324	
GOVERNOR'S RECOMMENDED CORE							
	PD	0.00	46,001,444	65,756,880	0	111,758,324	
	Total	0.00	46,001,444	65,756,880	0	111,758,324	

DECISION ITEM SUMMARY

Budget Unit									
Decision Item	FY 2023	FY 2023	FY 2024	FY 2024	FY 2025	FY 2025	*****	*****	
Budget Object Summary	ACTUAL	ACTUAL	BUDGET	BUDGET	DEPT REQ	DEPT REQ	SECURED	SECURED	
Fund	DOLLAR	FTE	DOLLAR	FTE	DOLLAR	FTE	COLUMN	COLUMN	
CCBHO									
CORE									
PROGRAM-SPECIFIC									
GENERAL REVENUE	32,314,777	0.00	46,001,444	0.00	46,001,444	0.00	0	0.00	
TITLE XIX-FEDERAL AND OTHER	46,254,577	0.00	65,756,880	0.00	65,756,880	0.00	0	0.00	
TOTAL - PD	78,569,354	0.00	111,758,324	0.00	111,758,324	0.00	0	0.00	
TOTAL	78,569,354	0.00	111,758,324	0.00	111,758,324	0.00	0	0.00	
GRAND TOTAL	\$78,569,354	0.00	\$111,758,324	0.00	\$111,758,324	0.00	\$0	0.00	

DECISION ITEM DETAIL

Budget Unit	FY 2023	FY 2023	FY 2024	FY 2024	FY 2025	FY 2025	*****	*****
Decision Item	ACTUAL	ACTUAL	BUDGET	BUDGET	DEPT REQ	DEPT REQ	SECURED	SECURED
Budget Object Class	DOLLAR	FTE	DOLLAR	FTE	DOLLAR	FTE	COLUMN	COLUMN
CCBHO								
CORE								
PROGRAM DISTRIBUTIONS	78,569,354	0.00	111,758,324	0.00	111,758,324	0.00	0	0.00
TOTAL - PD	78,569,354	0.00	111,758,324	0.00	111,758,324	0.00	0	0.00
GRAND TOTAL	\$78,569,354	0.00	\$111,758,324	0.00	\$111,758,324	0.00	\$0	0.00
GENERAL REVENUE	\$32,314,777	0.00	\$46,001,444	0.00	\$46,001,444	0.00		0.00
FEDERAL FUNDS	\$46,254,577	0.00	\$65,756,880	0.00	\$65,756,880	0.00		0.00
OTHER FUNDS	\$0	0.00	\$0	0.00	\$0	0.00		0.00

PROGRAM DESCRIPTION

Department: Social Services
Program Name: Certified Community Behavioral Health Organizations (CCBHO)
Program is found in the following core budget(s): Physician

HB Section(s): 11.715

1a. What strategic priority does this program address?

Certified Community Behavioral Health Organizations

1b. What does this program do?

Missouri is one of eight states selected by the federal Centers for Medicare & Medicaid Services (CMS) and Substance Abuse and Mental Health Services Administration (SAMHSA) to participate in a demonstration program to implement a Prospective Payment System (PPS) for the purchase of behavioral health services for certain Medicaid beneficiaries. The PPS is an actuarially sound, cost-based reimbursement method that replaces the current Medicaid fee-for-service system, which provides reimbursement for individual units of community service provided. Under the demonstration program, community behavioral health organizations recognized by the Department of Mental Health (DMH) as in substantial compliance with new federal standards for Certified Community Behavioral Health Organizations (CCBHOs) receive a single, fixed payment amount for each day that they provide eligible CCBHO services to a Medicaid-eligible individual. As of 7/1/23, Missouri has 20 CCBHOs that are participating in the federal demonstration.

A key feature of the CCBHO initiative is a focus on quality and outcomes. The CCBHOs are required to report on a variety of different outcome measures in a pay-for performance model. This core funding allows to further shift toward paying for quality versus paying for volume in Medicaid. The six measures currently included in the Medicaid state plan Quality Incentive Payment include: Youth Hospital Follow-Up; Adult Hospital Follow-Up; Antipsychotic Medication Adherence; Engagement in Substance Use Disorder Treatment; Youth Suicide Risk Assessment; and Adult Suicide Risk Assessment.

CCBHO Expenditures paid from MO HealthNet's Budget (HB Section: 11.715)

FY20 Actual:	\$ 60,189,500
FY21 Actual:	\$ 86,364,449
FY22 Actual:	\$ 87,397,415
FY23 Actual:	\$ 70,805,764 *Decrease due to spending more in DMH vs MHD.
FY24 Projected:	\$ 103,994,734

The Disease Management 3700 project has assured the coordination of physical and behavioral health services to individuals with serious mental illness. The results are improved health outcomes and lower healthcare costs.

Disease Management Expenditures paid from MO HealthNet's Budget (HB Section: 11.715)

FY20 Actual:	\$ 14,011,710
FY21 Actual:	\$ 15,955,697
FY22 Actual:	\$ 12,107,986
FY23 Actual:	\$ 10,147,263
FY24 Projected:	\$ 11,589,240

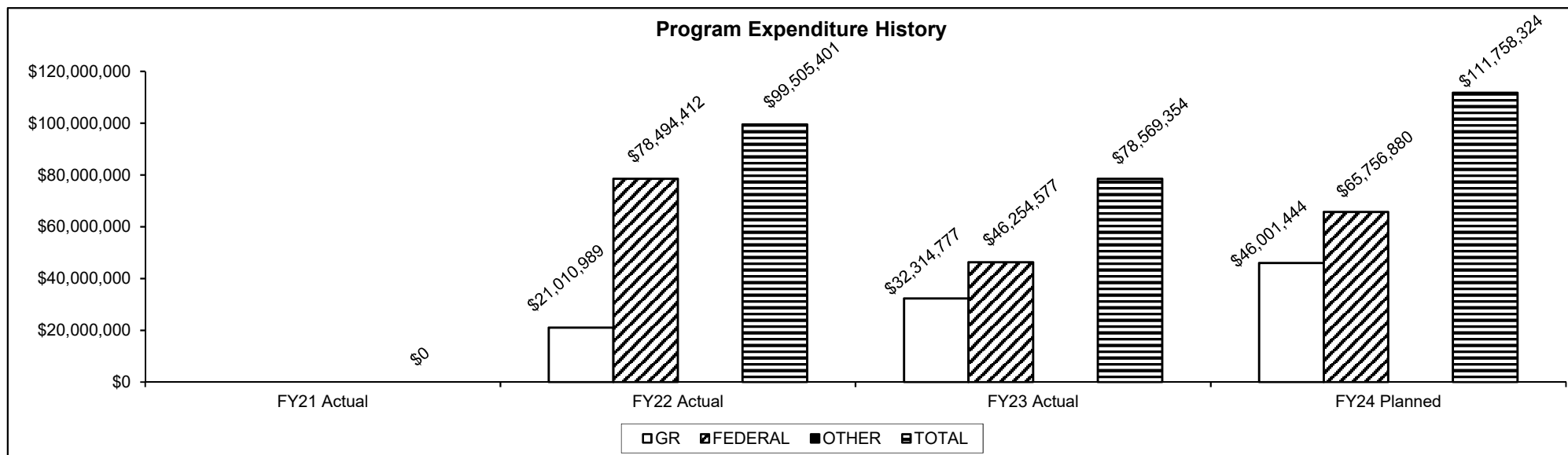
See DMH's Budget Books for specific measures for the CCBHO and Disease Management (DM) programs.

PROGRAM DESCRIPTION

Department: Social Services
 Program Name: Certified Community Behavioral Health Organizations (CCBHO)
 Program is found in the following core budget(s): Physician

HB Section(s): 11.715

3. Provide actual expenditures for the prior three fiscal years; planned expenditures for the current fiscal year. (Note: Amounts do not include fringe benefit costs.)



In FY2022, AEG expenditures are included in total payments. Federal Fund 0809 was used to cover the state share of AEG expenditures.

4. What are the sources of the "Other " funds?

N/A

5. What is the authorization for this program, i.e., federal or state statute, etc.? (Include the federal program number, if applicable.)

Federal Regulations: 42 CFR, 447.272.

6. Are there federal matching requirements? If yes, please explain.

The FMAP (Federal Medical Assistance Percentage) fluctuates annually based on state and national economic and population data, but generally the state matching requirement is around 35% and the federal match is around 65%.

7. Is this a federally mandated program? If yes, please explain.

No.

Core – PACE

CORE DECISION ITEM

Department: Social Services
 Division: MO HealthNet
 Core: Program for All-Inclusive Care for the Elderly (PACE)

Budget Unit: 90568C
 HB Section: 11.716

1. CORE FINANCIAL SUMMARY

	FY 2025 Budget Request					FY 2025 Governor's Recommendation			
	GR	Federal	Other	Total		GR	Federal	Other	Total
PS	0	0	0	0	PS	0	0	0	0
EE	0	0	0	0	EE	0	0	0	0
PSD	1,490,816	2,894,583	0	4,385,399	PSD	0	0	0	0
TRF	0	0	0	0	TRF	0	0	0	0
Total	1,490,816	2,894,583	0	4,385,399	Total	0	0	0	0
FTE	0.00	0.00	0.00	0.00	FTE	0.00	0.00	0.00	0.00

<i>Est. Fringe</i>	0	0	0	0	<i>Est. Fringe</i>	0	0	0	0
<i>Note: Fringes budgeted in House Bill 5 except for certain fringes budgeted directly to MoDOT, Highway Patrol, and Conservation.</i>					<i>Note: Fringes budgeted in House Bill 5 except for certain fringes budgeted directly to MoDOT, Highway Patrol, and Conservation.</i>				

Other Funds: N/A

Other Funds: N/A

2. CORE DESCRIPTION

This item funds payments provided to the Program for All-Inclusive Care for the Elderly (PACE). PACE provides a full range of preventive, primary, acute, in-home, and long-term care services. All medical services authorized and delivered to the participant while enrolled in the PACE program are the financial responsibility of the PACE provider.

3. PROGRAM LISTING (list programs included in this core funding)

PACE

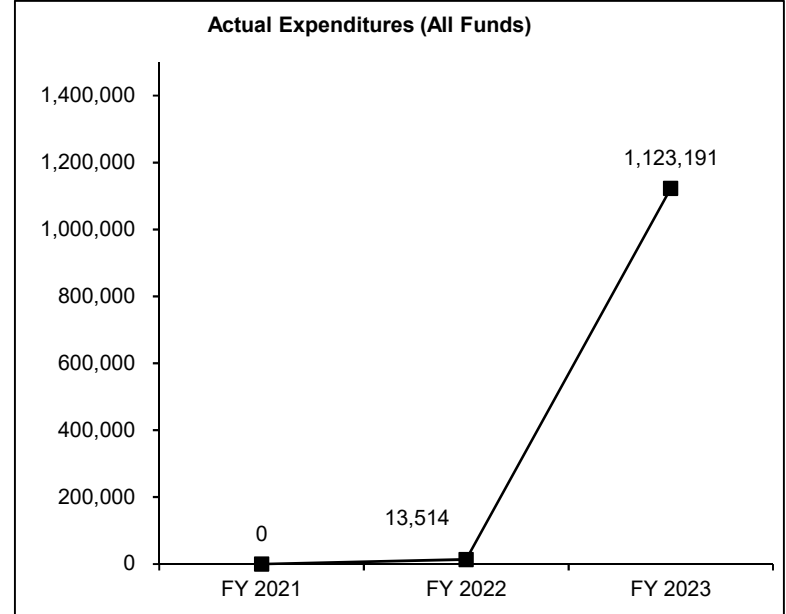
CORE DECISION ITEM

Department: Social Services
Division: MO HealthNet
Core: Program for All-Inclusive Care for the Elderly (PACE)

Budget Unit: 90568C
HB Section: 11.716

4. FINANCIAL HISTORY

	FY 2021 Actual	FY 2022 Actual	FY 2023 Actual	FY 2024 Current Yr
Appropriation (All Funds)	0	556,102	4,385,399	4,385,399
Less Reverted (All Funds)	0	0	(44,800)	(44,724)
Less Restricted (All Funds)	0	0	0	0
Budget Authority (All Funds)	0	556,102	4,340,599	4,340,675
Actual Expenditures (All Funds)	0	13,514	1,123,191	N/A
Unexpended (All Funds)	0	542,588	3,217,408	N/A
Unexpended, by Fund:				
General Revenue	0	184,473	1,065,084	N/A
Federal	0	358,115	2,152,324	N/A
Other	0	0	0	N/A
		(1)	(2)	(3)



*Current Year restricted amount is as of 9/01/2023.

Reverted includes statutory reserve amounts (when applicable).

Restricted includes Governor's expenditure restrictions which remained at the end of the fiscal year.

NOTES:

- (1)** FY22 - Supplemental was awarded for \$556,102. Funding for this program previously found under Physician-Related Services HB 11.715.
- (2)** FY23 - New Decision Item was funded for FMAP Adjustment (\$18,090 GR).
- (3)** FY24 - New Decision Item was funded for FMAP Adjustment (\$2,522 GR).

CORE RECONCILIATION DETAIL

**DEPARTMENT OF SOCIAL SERVICES
PACE**

5. CORE RECONCILIATION DETAIL

	Budget Class	FTE	GR	Federal	Other	Total	Explanation
TAFP AFTER VETOES							
	PD	0.00	1,490,816	2,894,583	0	4,385,399	
	Total	0.00	1,490,816	2,894,583	0	4,385,399	
DEPARTMENT CORE REQUEST							
	PD	0.00	1,490,816	2,894,583	0	4,385,399	
	Total	0.00	1,490,816	2,894,583	0	4,385,399	
GOVERNOR'S RECOMMENDED CORE							
	PD	0.00	1,490,816	2,894,583	0	4,385,399	
	Total	0.00	1,490,816	2,894,583	0	4,385,399	

DECISION ITEM SUMMARY

Budget Unit									
Decision Item	FY 2023	FY 2023	FY 2024	FY 2024	FY 2025	FY 2025	*****	*****	
Budget Object Summary	ACTUAL	ACTUAL	BUDGET	BUDGET	DEPT REQ	DEPT REQ	SECURED	SECURED	
Fund	DOLLAR	FTE	DOLLAR	FTE	DOLLAR	FTE	COLUMN	COLUMN	
PACE									
CORE									
PROGRAM-SPECIFIC									
GENERAL REVENUE	383,454	0.00	1,490,816	0.00	1,490,816	0.00	0	0.00	
TITLE XIX-FEDERAL AND OTHER	739,737	0.00	2,894,583	0.00	2,894,583	0.00	0	0.00	
TOTAL - PD	1,123,191	0.00	4,385,399	0.00	4,385,399	0.00	0	0.00	
TOTAL	1,123,191	0.00	4,385,399	0.00	4,385,399	0.00	0	0.00	
PACE Rate Increase and 1 FTE - 1886011									
PROGRAM-SPECIFIC									
GENERAL REVENUE	0	0.00	0	0.00	148,235	0.00	0	0.00	
TITLE XIX-FEDERAL AND OTHER	0	0.00	0	0.00	288,649	0.00	0	0.00	
TOTAL - PD	0	0.00	0	0.00	436,884	0.00	0	0.00	
TOTAL	0	0.00	0	0.00	436,884	0.00	0	0.00	
MHD CTC - 1886020									
PROGRAM-SPECIFIC									
GENERAL REVENUE	0	0.00	0	0.00	3,223,229	0.00	0	0.00	
TITLE XIX-FEDERAL AND OTHER	0	0.00	0	0.00	6,284,814	0.00	0	0.00	
TOTAL - PD	0	0.00	0	0.00	9,508,043	0.00	0	0.00	
TOTAL	0	0.00	0	0.00	9,508,043	0.00	0	0.00	
GRAND TOTAL	\$1,123,191	0.00	\$4,385,399	0.00	\$14,330,326	0.00	\$0	0.00	

FLEXIBILITY REQUEST FORM

BUDGET UNIT NUMBER: 90568C BUDGET UNIT NAME: PACE HOUSE BILL SECTION: 11.716	DEPARTMENT: Social Services DIVISION: MO HealthNet
---	---

1. Provide the amount by fund of personal service flexibility and the amount by fund of expense and equipment flexibility you are requesting in dollar and percentage terms and explain why the flexibility is needed. If flexibility is being requested among divisions, provide the amount by fund of flexibility you are requesting in dollar and percentage terms and explain why the flexibility is needed.

Department Request

10% flexibility is requested between sections 11.700 (Pharmacy and Clawback), 11.715 (Physician Related Prof), 11.716 (PACE), 11.720 (Dental), 11.725 (Premium Payments), 11.730 (Nursing Facilities and Home Health), 11.745 (Rehab Specialty Services and NEMT), 11.755 (Complex Rehab), 11.760 (Managed Care), 11.765 (MC Specialty Plan), 11.770 (Hospital Care), 11.795 (Health Homes), 11.810 (CHIP), 11.815 (SMHB), 11.825 (Blind).

2. Estimate how much flexibility will be used for the budget year. How much flexibility was used in the Prior Year Budget and the Current Year Budget? Please specify the amount.

PRIOR YEAR ACTUAL AMOUNT OF FLEXIBILITY USED	CURRENT YEAR ESTIMATED AMOUNT OF FLEXIBILITY THAT WILL BE USED	BUDGET REQUEST ESTIMATED AMOUNT OF FLEXIBILITY THAT WILL BE USED
\$0	DSS will flex up to 10% between sections.	Up to 10% flexibility will be used.

3. Please explain how flexibility was used in the prior and/or current years.

PRIOR YEAR EXPLAIN ACTUAL USE	CURRENT YEAR EXPLAIN PLANNED USE
N/A	Flexibility allows for MHD to move authority between program sections to ensure bi-monthly payroll obligations are met and services continue to be provided without disruption or delay. Flex allows MHD to shift authority to sections where there is need.

DECISION ITEM DETAIL

Budget Unit	FY 2023	FY 2023	FY 2024	FY 2024	FY 2025	FY 2025	*****	*****
Decision Item	ACTUAL	ACTUAL	BUDGET	BUDGET	DEPT REQ	DEPT REQ	SECURED	SECURED
Budget Object Class	DOLLAR	FTE	DOLLAR	FTE	DOLLAR	FTE	COLUMN	COLUMN
PACE								
CORE								
PROGRAM DISTRIBUTIONS	1,123,191	0.00	4,385,399	0.00	4,385,399	0.00	0	0.00
TOTAL - PD	1,123,191	0.00	4,385,399	0.00	4,385,399	0.00	0	0.00
GRAND TOTAL	\$1,123,191	0.00	\$4,385,399	0.00	\$4,385,399	0.00	\$0	0.00
GENERAL REVENUE	\$383,454	0.00	\$1,490,816	0.00	\$1,490,816	0.00		0.00
FEDERAL FUNDS	\$739,737	0.00	\$2,894,583	0.00	\$2,894,583	0.00		0.00
OTHER FUNDS	\$0	0.00	\$0	0.00	\$0	0.00		0.00

PROGRAM DESCRIPTION

Department: Social Services

HB Section(s): 11.716

Program Name: Programs for All-Inclusive Care for the Elderly (PACE)

Program is found in the following core budget(s): PACE

1a. What strategic priority does this program address?

Providing services for the elderly in one primary location.

1b. What does this program do?

The Program of All-Inclusive Care for the Elderly (PACE) provides a full range of preventive, primary, acute, in-home, and long-term care services. The PACE organization is authorized by CMS and MO HealthNet (MHD) to provide PACE services primarily through the PACE center. PACE is able to provide services to participants 24 hours a day, 7 days a week. Services are provided as deemed necessary via a health assessment by the PACE Interdisciplinary Team (IDT). All medical services authorized and delivered to the participant while enrolled in the PACE program are the financial responsibility of the PACE provider.

PACE combines adult day settings, home care, interdisciplinary teams, transportation systems, and a prospective capitated payment system so that providers can respond to the unique needs of each participant served.

The Missouri Department of Social Services, MO HealthNet Division, is the state administering agency for the PACE program.

To be eligible to enroll in the PACE program, participants must be at least 55 years old, live in the PACE service area, have been certified to meet nursing home level of care, and at the time of enrollment be able to live in a community setting without jeopardizing their health or safety.

Enrollment in the PACE program is always voluntary and participants have the option to return to the fee-for-service system at any time. Eligibility to enroll in the PACE program is not restricted to Medicare beneficiaries or MO HealthNet participants. A potential PACE enrollee may, but is not required to be entitled to Medicare Part A, enrolled under Medicare Part B, or eligible for MO HealthNet. There is also an option to pay privately for PACE if not eligible for Medicare or Medicaid.

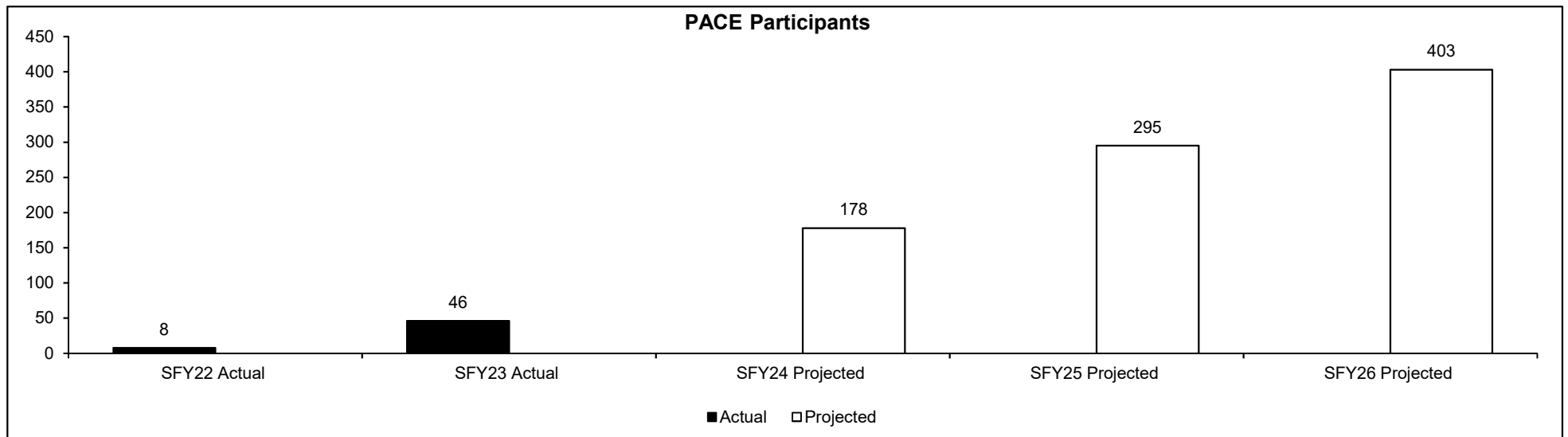
Missouri currently has one operating PACE organization (PO), New Horizons PACE, in the St. Louis area. Our second PO, PACE KC, is expected to open in the Kansas City area in December 2023, and then a third PO, Jordan Valley Senior Care, is expected to open in the Springfield area in April 2024.

PROGRAM DESCRIPTION

Department: Social Services
Program Name: Programs for All-Inclusive Care for the Elderly (PACE)
Program is found in the following core budget(s): PACE

HB Section(s): 11.716

2a. Provide an activity measure for the program.



Note: The totals for each year reflect the total number of PACE participants across all providers.

2b. Provide a measure of the program's quality.

This is a new program and the PACE team is actively working to develop a state regulation and process for quality and oversight. MHD will have updated measures once data is available. Outcome measures will include PACE participant satisfaction (overall quality of care).

2c. Provide a measure of the program's impact.

This is a new program and the PACE team is actively working to develop a state regulation and process for quality and oversight. MHD will have updated measures once data is available. Outcome measures will include PACE participant satisfaction (percentage of participants who felt they participated in decisions about their care).

2d. Provide a measure of the program's efficiency.

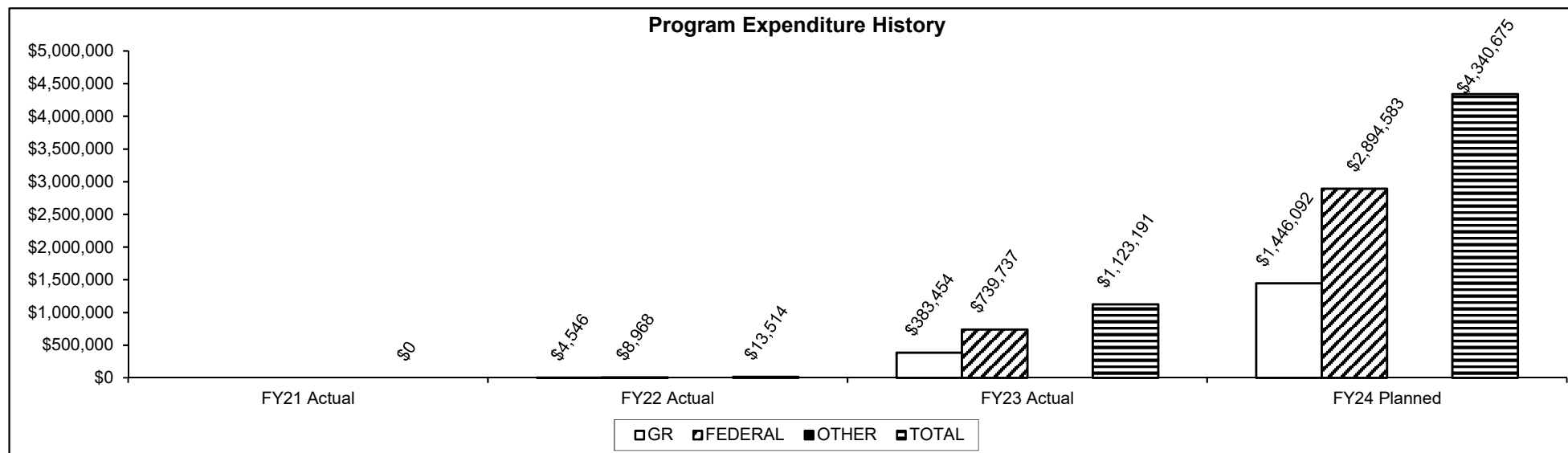
This is a new program and the PACE team is actively working to develop a state regulation and process for quality and oversight. MHD will have updated measures once data is available. Expected outcome measures will include predetermined value-based payment metrics in two phases (Phase I - % of voluntary disenrollments, # ER visits, % Influenza immunizations, and % Pneumococcal immunizations; Phase II- % A1C Test recipients, acute inpatient days, days spent in nursing facility 89 days or more, days spent in nursing facility 90 days or less, and # prescriptions filled).

PROGRAM DESCRIPTION

Department: Social Services
 Program Name: Programs for All-Inclusive Care for the Elderly (PACE)
 Program is found in the following core budget(s): PACE

HB Section(s): 11.716

3. Provide actual expenditures for the prior three fiscal years; planned expenditures for the current fiscal year. (Note: Amounts do not include fringe benefit costs.)



In FY2022, the majority of PACE expenditures were paid from Physician Related Services (HB 11.715). Planned FY2024 expenditures are net of reverted.

4. What are the sources of the "Other " funds?

N/A

5. What is the authorization for this program, i.e., federal or state statute, etc.? (Include the federal program number, if applicable.)

State Regulation: 13 CSR 70-8.010. Federal Regulations: 42 CFR, 460.

6. Are there federal matching requirements? If yes, please explain.

The FMAP (Federal Medical Assistance Percentage) fluctuates annually based on state and national economic and population data, but generally the state matching requirement is around 35% and the federal match is around 65%.

7. Is this a federally mandated program? If yes, please explain.

No.

Core – Dental

CORE DECISION ITEM

Department: Social Services
 Division: MO HealthNet
 Core: Dental

Budget Unit: 90546C
 HB Section: 11.720

1. CORE FINANCIAL SUMMARY

	FY 2025 Budget Request			
	GR	Federal	Other	Total
PS	0	0	0	0
EE	0	0	0	0
PSD	2,522,857	5,596,682	71,162	8,190,701
TRF	0	0	0	0
Total	2,522,857	5,596,682	71,162	8,190,701

FTE **0.00** **0.00** **0.00** **0.00**

<i>Est. Fringe</i>	0	0	0	0
--------------------	---	---	---	---

Note: Fringes budgeted in House Bill 5 except for certain fringes budgeted directly to MoDOT, Highway Patrol, and Conservation.

	FY 2025 Governor's Recommendation			
	GR	Federal	Other	Total
PS	0	0	0	0
EE	0	0	0	0
PSD	0	0	0	0
TRF	0	0	0	0
Total	0	0	0	0

FTE **0.00** **0.00** **0.00** **0.00**

<i>Est. Fringe</i>	0	0	0	0
--------------------	---	---	---	---

Note: Fringes budgeted in House Bill 5 except for certain fringes budgeted directly to MoDOT, Highway Patrol, and Conservation.

Other Funds: Health Initiatives Fund (HIF) (0275) - \$71,162

Other Funds:

2. CORE DESCRIPTION

This budget item funds the dental fee-for-service program. Comprehensive dental services are available for children, pregnant women, the blind and nursing facility residents (including Independent Care Facilities for individuals with Intellectual Disabilities-ICF/ID). As of January 2016, MO HealthNet began offering limited dental services for adults ages 21 and over.

3. PROGRAM LISTING (list programs included in this core funding)

Dental Services

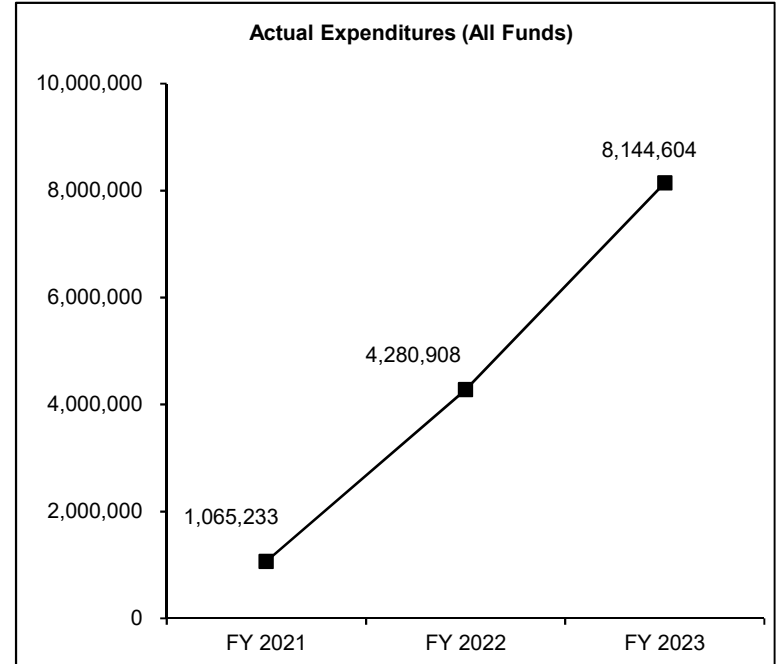
CORE DECISION ITEM

Department: Social Services
Division: MO HealthNet
Core: Dental

Budget Unit: 90546C
HB Section: 11.720

4. FINANCIAL HISTORY

	FY 2021 Actual	FY 2022 Actual	FY 2023 Actual	FY 2024 Current Yr.
Appropriation (All Funds)	4,913,546	4,325,591	8,386,548	8,190,701
Less Reverted (All Funds)	0	0	0	0
Less Restricted (All Funds)	0	0	0	0
Budget Authority (All Funds)	4,913,546	4,325,591	8,386,548	8,190,701
Actual Expenditures (All Funds)	1,065,233	4,280,908	8,144,604	N/A
Unexpended (All Funds)	3,848,313	44,683	241,944	N/A
Unexpended, by Fund:				
General Revenue	1,050,661	1,010	94,187	N/A
Federal	2,797,585	1,328	147,757	N/A
Other	67	42,345	0	N/A
	(1)	(2)	(3)	(4)



*Current Year restricted amount is as of 9/01/2023.

Reverted includes statutory reserve amounts (when applicable).

Restricted includes Governor's expenditure restrictions which remained at the end of the fiscal year.

NOTES:

(1) FY21 - New Decision Items funded for FMAP Adjustment (\$10,249 GR), Asset limit CTC (\$8,818 GR; \$16,472 Fed), Asset Limit Phase-In (\$2,195 GR; \$4,101 Fed). \$500,000 GR was used as flex to cover other program expenditures.

(2) FY22 - New Decision Items funded for FMAP Adjustment (\$44,127 Fed), Asset limit CTC (\$1,268 GR; \$2,464 Fed). \$15,000 GR and \$6,000 Fed was flexed in.

(3) FY23 - New Decision Items funded for Provider Rate Increase (\$1,788,180 GR; \$3,463,142 Fed), MHD CTC (\$222,696 GR), FMAP Adjustment (\$27,304 GR). \$584,157 was used as flex to cover program expenditures.

(4) FY24 - New Decision Item funded for FMAP Adjustment (\$187,828 Fed).

CORE RECONCILIATION DETAIL

**DEPARTMENT OF SOCIAL SERVICES
DENTAL**

5. CORE RECONCILIATION DETAIL

	Budget Class	FTE	GR	Federal	Other	Total	Explanation
TAFP AFTER VETOES							
	PD	0.00	2,522,857	5,596,682	71,162	8,190,701	
	Total	0.00	2,522,857	5,596,682	71,162	8,190,701	
DEPARTMENT CORE REQUEST							
	PD	0.00	2,522,857	5,596,682	71,162	8,190,701	
	Total	0.00	2,522,857	5,596,682	71,162	8,190,701	
GOVERNOR'S RECOMMENDED CORE							
	PD	0.00	2,522,857	5,596,682	71,162	8,190,701	
	Total	0.00	2,522,857	5,596,682	71,162	8,190,701	

DECISION ITEM SUMMARY

Budget Unit									
Decision Item	FY 2023	FY 2023	FY 2024	FY 2024	FY 2025	FY 2025	*****	*****	
Budget Object Summary	ACTUAL	ACTUAL	BUDGET	BUDGET	DEPT REQ	DEPT REQ	SECURED	SECURED	
Fund	DOLLAR	FTE	DOLLAR	FTE	DOLLAR	FTE	COLUMN	COLUMN	
DENTAL									
CORE									
PROGRAM-SPECIFIC									
GENERAL REVENUE	2,702,080	0.00	2,522,857	0.00	2,522,857	0.00	0	0.00	
TITLE XIX-FEDERAL AND OTHER	5,371,363	0.00	5,596,682	0.00	5,596,682	0.00	0	0.00	
HEALTH INITIATIVES	71,162	0.00	71,162	0.00	71,162	0.00	0	0.00	
TOTAL - PD	8,144,605	0.00	8,190,701	0.00	8,190,701	0.00	0	0.00	
TOTAL	8,144,605	0.00	8,190,701	0.00	8,190,701	0.00	0	0.00	
MHD CTC - 1886020									
PROGRAM-SPECIFIC									
GENERAL REVENUE	0	0.00	0	0.00	1,242,281	0.00	0	0.00	
TITLE XIX-FEDERAL AND OTHER	0	0.00	0	0.00	1,873,531	0.00	0	0.00	
TOTAL - PD	0	0.00	0	0.00	3,115,812	0.00	0	0.00	
TOTAL	0	0.00	0	0.00	3,115,812	0.00	0	0.00	
Dental Anesthesia and Extracti - 1886042									
PROGRAM-SPECIFIC									
GENERAL REVENUE	0	0.00	0	0.00	836,405	0.00	0	0.00	
TITLE XIX-FEDERAL AND OTHER	0	0.00	0	0.00	1,628,686	0.00	0	0.00	
TOTAL - PD	0	0.00	0	0.00	2,465,091	0.00	0	0.00	
TOTAL	0	0.00	0	0.00	2,465,091	0.00	0	0.00	
GRAND TOTAL	\$8,144,605	0.00	\$8,190,701	0.00	\$13,771,604	0.00	\$0	0.00	

FLEXIBILITY REQUEST FORM

BUDGET UNIT NUMBER: 90546C BUDGET UNIT NAME: Dental HOUSE BILL SECTION: 11.720	DEPARTMENT: Social Services DIVISION: MO HealthNet
---	---

1. Provide the amount by fund of personal service flexibility and the amount by fund of expense and equipment flexibility you are requesting in dollar and percentage terms and explain why the flexibility is needed. If flexibility is being requested among divisions, provide the amount by fund of flexibility you are requesting in dollar and percentage terms and explain why the flexibility is needed.

Department Request

10% flexibility is requested between sections 11.700 (Pharmacy and Clawback), 11.715 (Physician Related Prof), 11.716 (PACE), 11.720 (Dental), 11.725 (Premium Payments), 11.730 (Nursing Facilities and Home Health), 11.745 (Rehab Specialty Services and NEMT), 11.755 (Complex Rehab), 11.760 (Managed Care), 11.765 (MC Specialty Plan), 11.770 (Hospital Care), 11.795 (Health Homes), 11.810 (CHIP), 11.815 (SMHB), 11.825 (Blind).

2. Estimate how much flexibility will be used for the budget year. How much flexibility was used in the Prior Year Budget and the Current Year Budget? Please specify the amount.

PRIOR YEAR ACTUAL AMOUNT OF FLEXIBILITY USED	CURRENT YEAR ESTIMATED AMOUNT OF FLEXIBILITY THAT WILL BE USED	BUDGET REQUEST ESTIMATED AMOUNT OF FLEXIBILITY THAT WILL BE USED
\$584,157	DSS will flex up to 10% between sections.	Up to 10% flexibility will be used.

3. Please explain how flexibility was used in the prior and/or current years.

PRIOR YEAR EXPLAIN ACTUAL USE	CURRENT YEAR EXPLAIN PLANNED USE
To allow for program payments in Blind Pension Medical, Complex Rehab, and Premium Payments.	Flexibility allows for MHD to move authority between program sections to ensure bi-monthly payroll obligations are met and services continue to be provided without disruption or delay. Flex allows MHD to shift authority in sections to sections where there is need.

DECISION ITEM DETAIL

Budget Unit	FY 2023	FY 2023	FY 2024	FY 2024	FY 2025	FY 2025	*****	*****
Decision Item	ACTUAL	ACTUAL	BUDGET	BUDGET	DEPT REQ	DEPT REQ	SECURED	SECURED
Budget Object Class	DOLLAR	FTE	DOLLAR	FTE	DOLLAR	FTE	COLUMN	COLUMN
DENTAL								
CORE								
PROGRAM DISTRIBUTIONS	8,144,605	0.00	8,190,701	0.00	8,190,701	0.00	0	0.00
TOTAL - PD	8,144,605	0.00	8,190,701	0.00	8,190,701	0.00	0	0.00
GRAND TOTAL	\$8,144,605	0.00	\$8,190,701	0.00	\$8,190,701	0.00	\$0	0.00
GENERAL REVENUE	\$2,702,080	0.00	\$2,522,857	0.00	\$2,522,857	0.00		0.00
FEDERAL FUNDS	\$5,371,363	0.00	\$5,596,682	0.00	\$5,596,682	0.00		0.00
OTHER FUNDS	\$71,162	0.00	\$71,162	0.00	\$71,162	0.00		0.00

PROGRAM DESCRIPTION

Department: Social Services

HB Section(s): 11.720

Program Name: Dental Program

Program is found in the following core budget(s): Dental

1a. What strategic priority does this program address?

Provide quality dental care access to MO HealthNet participants.

1b. What does this program do?

The MO HealthNet Division's (MHD) dental program reimburses for services that include diagnostic, preventive, and corrective procedures provided by a licensed dentist or dental hygienist. The dentist must be enrolled in the MO HealthNet program. Generally, dental services include the following:

- Treatment of the teeth and associated structure of the oral cavity;
- Preparation, fitting, and repair of dentures and associated appliances; and
- Treatment of disease, injury, or impairments that affect the general oral health of a participant.

MO HealthNet currently offers comprehensive dental services for children, pregnant women, the blind, and residents of a nursing facility. Coverage for adults is limited and includes dental services and care related to trauma of the mouth, jaw, teeth, or other contiguous sites. Services provided under Tiers 1-6 are outlined below.

MHD attempts to improve the overall health of MO HealthNet participants by improving oral health through reimbursement for their diagnostic, preventative, and corrective dental services. Additionally, MHD attempts to ensure MO HealthNet eligible children have access to dental screenings and Early and Periodic Screening Diagnosis and Treatment (EPSDT) services, also known as the Healthy Children and Youth (HCY) program.

Reimbursement Methodology

Dental services are reimbursed in the fee-for-service and managed care settings. For managed care participants, dental services are reimbursed by MO HealthNet through the actuarially sound capitated rate paid to the Managed Care Organizations (MCO's). Dental rates are reimbursed for fee-for-service claims based on maximum allowable amounts identified on a fee schedule. Prior authorization is required in the fee-for-service program for certain services such as orthodontic treatment, composite resin crowns, metallic and porcelain/ceramic inlay restorations, and high noble metal crowns. The services of a dentist may be administered in a variety of settings including the provider's office, a hospital, nursing home, or clinic. If dental services are billed by a Rural Health Clinic (RHC) or Federally Qualified Health Center (FQHC), the reimbursement methodology is different and would be paid out of the physician-related services line (see Physician tab for more information). Services rendered by a dental hygienist are typically billed by the dentist. However, certain dental hygienists who have been licensed for at least three (3) consecutive years and practicing in a public health setting may bill independently.

Services rendered by someone other than a dentist or dental hygienist, including appropriate supplies, are billable only where there is direct personal supervision by the dentist. This applies to services rendered by auxiliary personnel employed by the dentist and working under his/her on-site supervision and is restricted to non-physician anesthetists (including Certified Registered Nurse Anesthetists and Anesthesiologist Assistants), dental assistants, and certified dental assistants.

PROGRAM DESCRIPTION

Department: Social Services

HB Section(s): 11.720

Program Name: Dental Program

Program is found in the following core budget(s): Dental

Rate History

07/01/22: Dental rates were increased to 80% of the 50th percentile of the comparable usual customary and reasonable rates

07/01/19: 1.5% rate increase on all covered services

07/01/18: 1.5% rate increase on all covered services

07/01/17: 3% rate decrease on all covered services

07/01/16: ~2% rate increase on all covered services

01/01/16: 1% rate increase on all covered services

Additional Details

For children under 21, pregnant women, the blind, and nursing facility residents, covered services under the dental program include, in part, the following: examinations, fillings, sealants, prophylaxis, fluoride treatments, extractions, anesthesia, crowns, injections, oral surgery, periodontal treatment (in limited cases), pulp treatment, restoration, root canal therapy, x-rays, dentures (full or partial), denture adjustments or repairs, and denture duplication or relines. Orthodontic services, the field of dentistry associated with the correction of abnormally positioned or misaligned teeth, are available only to children under age 21 for the most severe malocclusions.

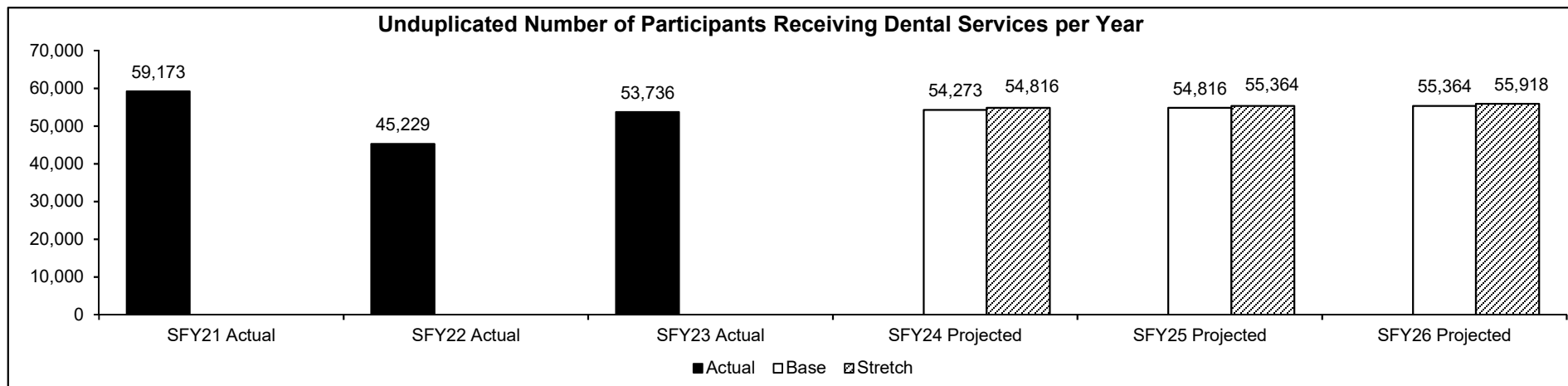
Coverage for adults for dental services in Tiers 1-6 was added effective January 2016. Expanded coverage of dental services for adults in Missouri include preventive services, restorative services, periodontal treatment, oral surgery, extractions, radiographs, pain evaluation and relief, infection control and general anesthesia. Prior to January 2016, MO HealthNet only covered dental services for adults age 21 and over (except individuals noted above) if the dental care was related to trauma of the mouth, jaw, teeth or other contiguous sites as a result of injury, or for the treatment of a medical condition without which the health of the individual would be adversely affected. Treatment for such a medical condition would require a written referral from the participant's physician stating that the absence of dental treatment would adversely affect a stated pre-existing medical condition.

PROGRAM DESCRIPTION

Department: Social Services
Program Name: Dental Program
Program is found in the following core budget(s): Dental

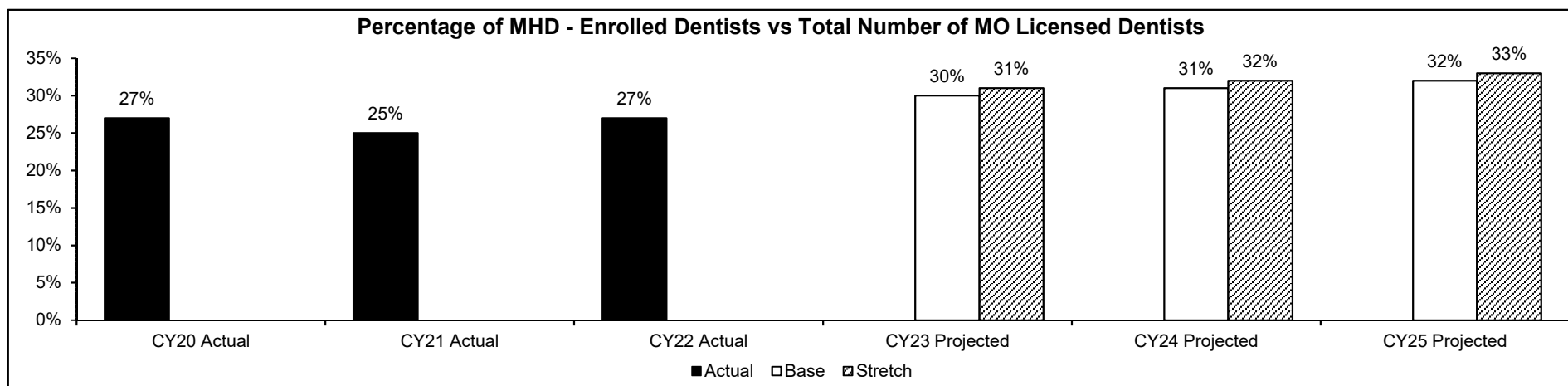
HB Section(s): 11.720

2a. Provide an activity measure(s) for the program.



Note: SFY22 is lower due to COVID-19.

2b. Provide a measure(s) of the program's quality.



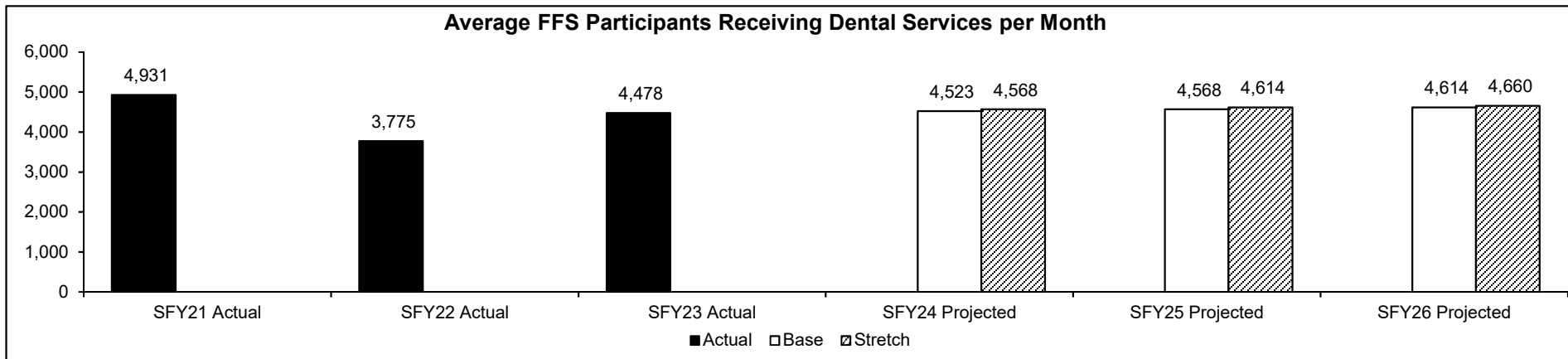
Note: Stretch goal is based on the National average of dentists enrolled in Medicaid programs.

PROGRAM DESCRIPTION

Department: Social Services
 Program Name: Dental Program
 Program is found in the following core budget(s): Dental

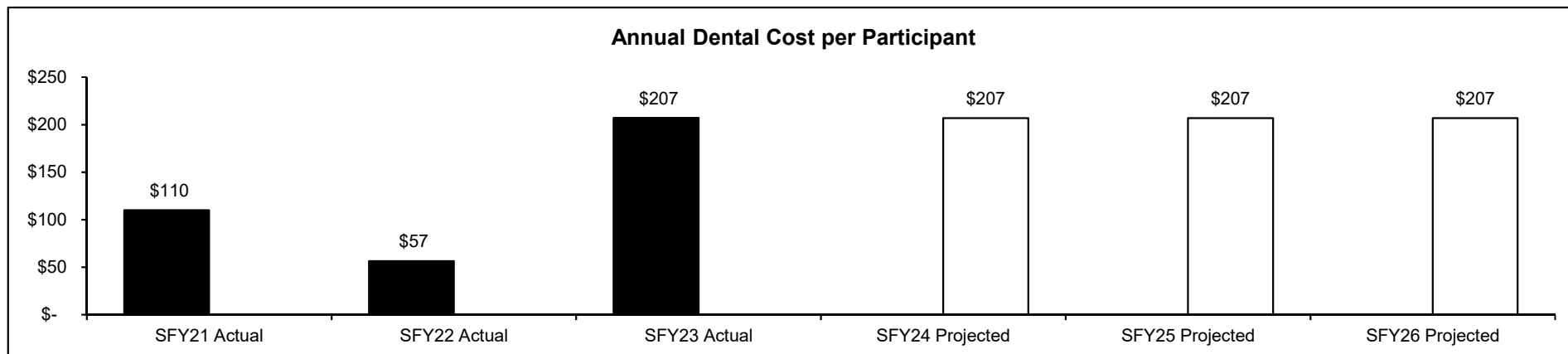
HB Section(s): 11.720

2c. Provide a measure(s) of the program's impact.



Note: SFY22 is lower due to COVID-19.

2d. Provide a measure(s) of the program's efficiency.



Note 1: SFY22 is lower due to COVID-19.

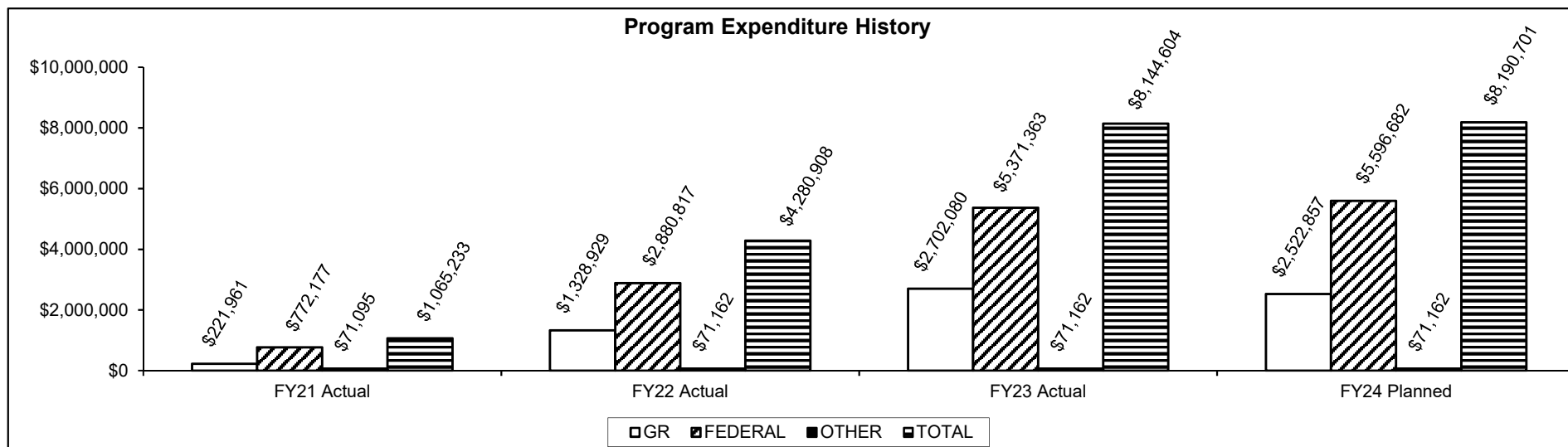
Note 2: SFY23 and beyond increase is due to the dental rates being increased from approximately 35% to 80% of the 50th percentile of the comparable usual customary and reasonable rates.

PROGRAM DESCRIPTION

Department: Social Services
 Program Name: Dental Program
 Program is found in the following core budget(s): Dental

HB Section(s): 11.720

3. Provide actual expenditures for the prior three fiscal years and planned expenditures for the current fiscal year. (Note: Amounts do not include fringe benefit costs.)



In FY2022, AEG expenditures are included in total payments. Federal Fund 0809 was used to cover the state share of AEG expenditures.

4. What are the sources of the "Other " funds?

Health Initiatives Fund (0275), Nursing Facility Reimbursement Allowance Fund (0196), Ambulance Service Reimbursement Allowance Fund (0958)

5. What is the authorization for this program, i.e., federal or state statute, etc.? (Include the federal program number, if applicable.)

State statute: Section 208.152, RSMo. Federal law: Social Security Act Section 1905(a)(12) and (18), 1905(o). Federal regulation: 42 CFR 410.40, 418, 431.53, 440.60, 440.120, 440.130 and 440.170.

6. Are there federal matching requirements? If yes, please explain.

The FMAP (Federal Medical Assistance Percentage) fluctuates annually based on state and national economic and population data, but generally the state matching requirement is around 35% and the federal match is around 65%.

7. Is this a federally mandated program? If yes, please explain.

This program is not mandatory for adults but is mandatory for children.

NDI – Anesthesia & Extraction Rate Increase

NEW DECISION ITEM

Department: Social Services
Division: MO HealthNet
DI Name: Anesthesia and Extraction Rate Increase **DI# 1886042**

Budget Unit: 90546C
HB Section: 11.720

1. AMOUNT OF REQUEST

	FY 2025 Budget Request			
	GR	Federal	Other	Total
PS	0	0	0	0
EE	0	0	0	0
PSD	836,405	1,628,686	0	2,465,091
TRF	0	0	0	0
Total	836,405	1,628,686	0	2,465,091

FTE 0.00 0.00 0.00 0.00

Est. Fringe	0	0	0	0
--------------------	---	---	---	---

Note: Fringes budgeted in House Bill 5 except for certain fringes budgeted directly to MoDOT, Highway Patrol, and Conservation.

Other Funds: N/A
 Non-Counts: N/A

	FY 2025 Governor's Recommendation			
	GR	Federal	Other	Total
PS	0	0	0	0
EE	0	0	0	0
PSD	0	0	0	0
TRF	0	0	0	0
Total	0	0	0	0

FTE 0.00 0.00 0.00 0.00

Est. Fringe	0	0	0	0
--------------------	---	---	---	---

Note: Fringes budgeted in House Bill 5 except for certain fringes budgeted directly to MoDOT, Highway Patrol, and Conservation.

Other Funds: N/A
 Non-Counts: N/A

2. THIS REQUEST CAN BE CATEGORIZED AS:

<input type="checkbox"/> New Legislation	<input type="checkbox"/> New Program	<input type="checkbox"/> Fund Switch
<input type="checkbox"/> Federal Mandate	<input type="checkbox"/> Program Expansion	<input type="checkbox"/> Cost to Continue
<input type="checkbox"/> GR Pick-Up	<input type="checkbox"/> Space Request	<input type="checkbox"/> Equipment Replacement
<input type="checkbox"/> Pay Plan	<input checked="" type="checkbox"/> Other: <u>Rate Increase</u>	

3. WHY IS THIS FUNDING NEEDED? PROVIDE AN EXPLANATION FOR ITEMS CHECKED IN #2. INCLUDE THE FEDERAL OR STATE STATUTORY OR CONSTITUTIONAL AUTHORIZATION FOR THIS PROGRAM.

In SFY23, rates for some Dental procedure codes were increased to be 80% of the 50th percentile of the comparable Usual Customary and Reasonable (UCR) rates, while in SFY24, Ambulatory Surgical Center (ASC) rates were increased to 90% of the Medicare allowed rate. However, these rate increases did not include dental anesthesia codes and dentist extraction codes. Due to the ASC rate increase in FY24, this caused the dental extraction codes to not be aligned with the corresponding codes within the ASC's. This new decision item would increase the rates of dental anesthesia codes to also be 80% of the 50th percentile of the comparable UCR rates, while it would increase dentist extraction codes to be 38.5% of the 50th percentile of the comparable UCR rates to be more aligned with the corresponding rates within the ASC's.

NEW DECISION ITEM

Department: Social Services
Division: MO HealthNet
DI Name: Anesthesia and Extraction Rate Increase **DI# 1886042**

Budget Unit: 90546C
HB Section: 11.720

4. DESCRIBE THE DETAILED ASSUMPTIONS USED TO DERIVE THE SPECIFIC REQUESTED AMOUNT. (How did you determine that the requested number of FTE were appropriate? From what source or standard did you derive the requested levels of funding? Were alternatives such as outsourcing or automation considered? If based on new legislation, does request tie to TAFP fiscal note? If not, explain why. Detail which portions of the request are one-times and how those amounts were calculated.)

This new decision item funds a provider rate increase beginning July 1, 2024 for the following DSS programs: Dental (HB Section 11.720).

	SFY23 Claims	SFY23 Paid	Estimated SFY25 Paid	Difference
Dental Anesthesia	2,442	\$127,637	\$321,221	\$193,584
Extractions	57,328	\$3,630,547	\$5,902,054	\$2,271,507
Total		GR	Federal	FMAP
		\$2,465,091	\$836,405	\$1,628,686
				66.07%

5. BREAK DOWN THE REQUEST BY BUDGET OBJECT CLASS, JOB CLASS, AND FUND SOURCE. IDENTIFY ONE-TIME COSTS.									
Budget Object Class/Job Class	Dept Req GR DOLLARS	Dept Req GR FTE	Dept Req FED DOLLARS	Dept Req FED FTE	Dept Req OTHER DOLLARS	Dept Req OTHER FTE	Dept Req TOTAL DOLLARS	Dept Req TOTAL FTE	Dept Req One-Time DOLLARS
800 - Program Distributions	836,405		1,628,686		0		2,465,091		0
Total PSD	836,405		1,628,686		0		2,465,091		0
Grand Total	836,405	0.0	1,628,686	0.0	0	0.0	2,465,091	0.0	0

NEW DECISION ITEM

Department: Social Services
Division: MO HealthNet
DI Name: Anesthesia and Extraction Rate Increase **DI# 1886042**

Budget Unit: 90546C
HB Section: 11.720

6. PERFORMANCE MEASURES (If new decision item has an associated core, separately identify projected performance with & without additional funding.)

6a. Provide an activity measure(s) for the program.

Please see the Dental core section for performance measures.

6c. Provide a measure(s) of the program's impact.

Please see the Dental core section for performance measures.

6b. Provide a measure(s) of the program's quality.

Please see the Dental core section for performance measures.

6d. Provide a measure(s) of the program's efficiency.

Please see the Dental core section for performance measures.

7. STRATEGIES TO ACHIEVE THE PERFORMANCE MEASUREMENT TARGETS:

N/A

DECISION ITEM DETAIL

Budget Unit	FY 2023	FY 2023	FY 2024	FY 2024	FY 2025	FY 2025	*****	*****
Decision Item	ACTUAL	ACTUAL	BUDGET	BUDGET	DEPT REQ	DEPT REQ	SECURED	SECURED
Budget Object Class	DOLLAR	FTE	DOLLAR	FTE	DOLLAR	FTE	COLUMN	COLUMN
DENTAL								
Dental Anesthesia and Extracti - 1886042								
PROGRAM DISTRIBUTIONS	0	0.00	0	0.00	2,465,091	0.00	0	0.00
TOTAL - PD	0	0.00	0	0.00	2,465,091	0.00	0	0.00
GRAND TOTAL	\$0	0.00	\$0	0.00	\$2,465,091	0.00	\$0	0.00
GENERAL REVENUE	\$0	0.00	\$0	0.00	\$836,405	0.00		0.00
FEDERAL FUNDS	\$0	0.00	\$0	0.00	\$1,628,686	0.00		0.00
OTHER FUNDS	\$0	0.00	\$0	0.00	\$0	0.00		0.00

Core – Premium Payments

CORE DECISION ITEM

Department: Social Services
 Division: MO HealthNet
 Core: Premium Payments

Budget Unit: 90547C
 HB Section: 11.725

1. CORE FINANCIAL SUMMARY

	FY 2025 Budget Request			
	GR	Federal	Other	Total
PS	0	0	0	0
EE	0	0	0	0
PSD	112,818,979	247,707,502	0	360,526,481
TRF	0	0	0	0
Total	112,818,979	247,707,502	0	360,526,481

	FY 2025 Governor's Recommendation			
	GR	Federal	Other	Total
PS	0	0	0	0
EE	0	0	0	0
PSD	0	0	0	0
TRF	0	0	0	0
Total	0	0	0	0

FTE 0.00 0.00 0.00 0.00

FTE 0.00 0.00 0.00 0.00

<i>Est. Fringe</i>	0	0	0	0
--------------------	---	---	---	---

<i>Est. Fringe</i>	0	0	0	0
--------------------	---	---	---	---

Note: Fringes budgeted in House Bill 5 except for certain fringes budgeted directly to MoDOT, Highway Patrol, and Conservation.

Note: Fringes budgeted in House Bill 5 except for certain fringes budgeted directly to MoDOT, Highway Patrol, and Conservation.

Other Funds: N/A

Other Funds: N/A

2. CORE DESCRIPTION

This item funds premium payments for health insurance through the following MO HealthNet programs:

- 1) Medicare Buy-In program for individuals dually enrolled in MO HealthNet and Medicare
 - 2) Health Insurance Premium Payment (HIPP) program for individuals enrolled in MO HealthNet and commercial or employer-sponsored health insurance
- Payment of these premiums allows MO HealthNet to transfer medical costs from the MO HealthNet program to Medicare and other payers.

3. PROGRAM LISTING (list programs included in this core funding)

Premium Payments Program:
 Medicare Part A and Part B Buy-In
 Health Insurance Premium Payment (HIPP) Program

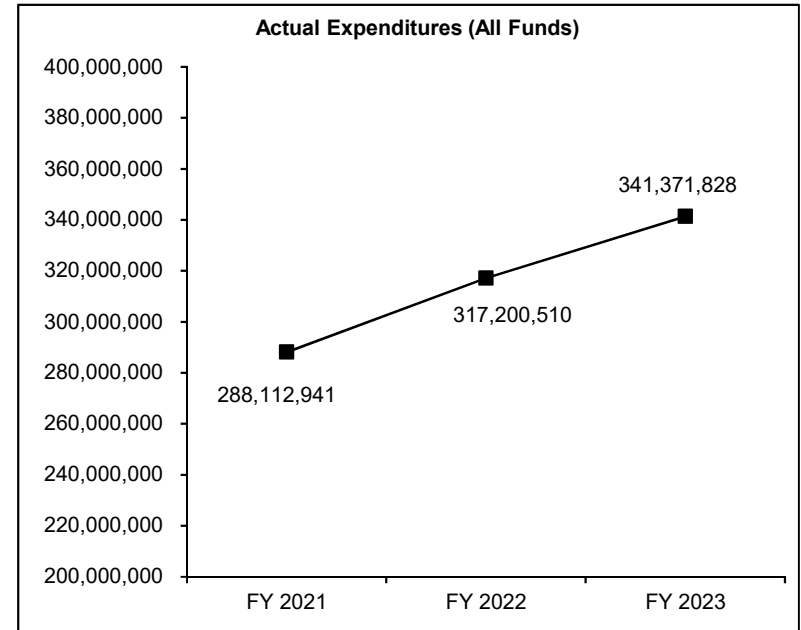
CORE DECISION ITEM

Department: Social Services
Division: MO HealthNet
Core: Premium Payments

Budget Unit: 90547C
HB Section: 11.725

4. FINANCIAL HISTORY

	FY 2021 Actual	FY 2022 Actual	FY 2023 Actual	FY 2024 Current Yr.
Appropriation (All Funds)	288,113,252	317,230,493	343,674,539	363,140,980
Less Reverted (All Funds)	0	0	0	0
Less Restricted (All Funds)	0	0	0	0
Budget Authority (All Funds)	288,113,252	317,230,493	343,674,539	363,140,980
Actual Expenditures (All Funds)	288,112,941	317,200,510	341,371,828	N/A
Unexpended (All Funds)	311	29,983	2,302,711	N/A
Unexpended, by Fund:				
General Revenue	110	72	2,302,711	N/A
Federal	201	29,911	0	N/A
Other	0	0	0	N/A
	(1)	(2)	(3)	(4)



*Current Year restricted amount is as of 9/01/2023.

Reverted includes statutory reserve amounts (when applicable).

Restricted includes Governor's expenditure restrictions which remained at the end of the fiscal year.

NOTES:

(1) FY21 - New Decision Item funded for FMAP Adjustment (\$788,633 Fed), Premium Increase (\$2,841,897 GR; \$5,768,533 Fed). FY2021 Supplemental budget funded an increase of \$15,543,285. \$594,458 GR and \$915,052 Fed was flexed in to cover program expenditures.

(2) FY22 - New Decision Item funded for FMAP Adjustment (\$1,903,895 Fed), Cost to Continue (\$5,318,668 GR; \$6,648,956), Premium Increase (\$4,055,259 GR; \$8,653,867 Fed).

(3) FY23 - New Decision Items funded for MHD CTC (18,840,385 GR; \$18,264,399 Fed), Premium Increase (\$9,333,333 GR; \$19,701,941 Fed), FMAP Adjustment (\$162,282 GR). \$19,290,000 Fed was flexed in and \$11,000,000 GR and \$25,042,726 Fed was used as to cover program expenditures.

(4) FY24 - New Decision Items funded for Premium Increase (\$6,284,358 GR; \$13,445,124 Fed), FMAP Adjustment (\$3,873,181 Fed). \$19,290,000 Fed was flexed in and \$11,000,000 GR and \$25,042,726 Fed was used as to cover program expenditures.

CORE RECONCILIATION DETAIL

**DEPARTMENT OF SOCIAL SERVICES
PREMIUM PAYMENTS**

5. CORE RECONCILIATION DETAIL

	Budget Class	FTE	GR	Federal	Other	Total	Explanation
TAFP AFTER VETOES							
	PD	0.00	112,818,979	250,322,001	0	363,140,980	
	Total	0.00	112,818,979	250,322,001	0	363,140,980	
DEPARTMENT CORE ADJUSTMENTS							
Core Reduction	1103 8201 PD	0.00	0	(2,614,499)	0	(2,614,499)	Core reduction due to estimated lapse.
NET DEPARTMENT CHANGES		0.00	0	(2,614,499)	0	(2,614,499)	
DEPARTMENT CORE REQUEST							
	PD	0.00	112,818,979	247,707,502	0	360,526,481	
	Total	0.00	112,818,979	247,707,502	0	360,526,481	
GOVERNOR'S RECOMMENDED CORE							
	PD	0.00	112,818,979	247,707,502	0	360,526,481	
	Total	0.00	112,818,979	247,707,502	0	360,526,481	

DECISION ITEM SUMMARY

Budget Unit									
Decision Item	FY 2023	FY 2023	FY 2024	FY 2024	FY 2025	FY 2025	*****	*****	
Budget Object Summary	ACTUAL	ACTUAL	BUDGET	BUDGET	DEPT REQ	DEPT REQ	SECURED	SECURED	
Fund	DOLLAR	FTE	DOLLAR	FTE	DOLLAR	FTE	COLUMN	COLUMN	
PREMIUM PAYMENTS									
CORE									
PROGRAM-SPECIFIC									
GENERAL REVENUE	109,959,484	0.00	112,818,979	0.00	112,818,979	0.00	0	0.00	
TITLE XIX-FEDERAL AND OTHER	231,412,344	0.00	250,322,001	0.00	247,707,502	0.00	0	0.00	
TOTAL - PD	<u>341,371,828</u>	<u>0.00</u>	<u>363,140,980</u>	<u>0.00</u>	<u>360,526,481</u>	<u>0.00</u>	<u>0</u>	<u>0.00</u>	
TOTAL	341,371,828	0.00	363,140,980	0.00	360,526,481	0.00	0	0.00	
Premium Increase - 1886012									
PROGRAM-SPECIFIC									
GENERAL REVENUE	0	0.00	0	0.00	12,879,875	0.00	0	0.00	
TITLE XIX-FEDERAL AND OTHER	0	0.00	0	0.00	27,507,625	0.00	0	0.00	
TOTAL - PD	<u>0</u>	<u>0.00</u>	<u>0</u>	<u>0.00</u>	<u>40,387,500</u>	<u>0.00</u>	<u>0</u>	<u>0.00</u>	
TOTAL	0	0.00	0	0.00	40,387,500	0.00	0	0.00	
MHD CTC - 1886020									
PROGRAM-SPECIFIC									
GENERAL REVENUE	0	0.00	0	0.00	3,993,790	0.00	0	0.00	
TOTAL - PD	<u>0</u>	<u>0.00</u>	<u>0</u>	<u>0.00</u>	<u>3,993,790</u>	<u>0.00</u>	<u>0</u>	<u>0.00</u>	
TOTAL	0	0.00	0	0.00	3,993,790	0.00	0	0.00	
GRAND TOTAL	\$341,371,828	0.00	\$363,140,980	0.00	\$404,907,771	0.00	\$0	0.00	

FLEXIBILITY REQUEST FORM

BUDGET UNIT NUMBER: 90547C BUDGET UNIT NAME: Premium Payments HOUSE BILL SECTION: 11.725	DEPARTMENT: Social Services DIVISION: MO HealthNet
---	---

1. Provide the amount by fund of personal service flexibility and the amount by fund of expense and equipment flexibility you are requesting in dollar and percentage terms and explain why the flexibility is needed. If flexibility is being requested among divisions, provide the amount by fund of flexibility you are requesting in dollar and percentage terms and explain why the flexibility is needed.

Department Request

10% flexibility is requested between sections 11.700 (Pharmacy and Clawback), 11.715 (Physician Related Prof), 11.716 (PACE), 11.720 (Dental), 11.725 (Premium Payments), 11.730 (Nursing Facilities and Home Health), 11.745 (Rehab Specialty Services and NEMT), 11.755 (Complex Rehab), 11.760 (Managed Care), 11.765 (MC Specialty Plan), 11.770 (Hospital Care), 11.795 (Health Homes), 11.810 (CHIP), 11.815 (SMHB), 11.825 (Blind).

2. Estimate how much flexibility will be used for the budget year. How much flexibility was used in the Prior Year Budget and the Current Year Budget? Please specify the amount.

PRIOR YEAR ACTUAL AMOUNT OF FLEXIBILITY USED	CURRENT YEAR ESTIMATED AMOUNT OF FLEXIBILITY THAT WILL BE USED	BUDGET REQUEST ESTIMATED AMOUNT OF FLEXIBILITY THAT WILL BE USED
\$36,042,726	DSS will flex up to 10% between sections.	Up to 10% flexibility will be used.

3. Please explain how flexibility was used in the prior and/or current years.

PRIOR YEAR EXPLAIN ACTUAL USE	CURRENT YEAR EXPLAIN PLANNED USE
To allow for program payments in Managed Care.	Flexibility allows for MHD to move authority between program sections to ensure bi-monthly payroll obligations are met and services continue to be provided without disruption or delay. Flex allows MHD to shift authority in sections to sections where there is need.

DECISION ITEM DETAIL

Budget Unit	FY 2023	FY 2023	FY 2024	FY 2024	FY 2025	FY 2025	*****	*****
Decision Item	ACTUAL	ACTUAL	BUDGET	BUDGET	DEPT REQ	DEPT REQ	SECURED	SECURED
Budget Object Class	DOLLAR	FTE	DOLLAR	FTE	DOLLAR	FTE	COLUMN	COLUMN
PREMIUM PAYMENTS								
CORE								
PROGRAM DISTRIBUTIONS	341,371,828	0.00	363,140,980	0.00	360,526,481	0.00	0	0.00
TOTAL - PD	341,371,828	0.00	363,140,980	0.00	360,526,481	0.00	0	0.00
GRAND TOTAL	\$341,371,828	0.00	\$363,140,980	0.00	\$360,526,481	0.00	\$0	0.00
GENERAL REVENUE	\$109,959,484	0.00	\$112,818,979	0.00	\$112,818,979	0.00		0.00
FEDERAL FUNDS	\$231,412,344	0.00	\$250,322,001	0.00	\$247,707,502	0.00		0.00
OTHER FUNDS	\$0	0.00	\$0	0.00	\$0	0.00		0.00

PROGRAM DESCRIPTION

Department: Social Services

HB Section(s): 11.725

Program Name: Premium Payments

Program is found in the following core budget(s): Premium Payments

1a. What strategic priority does this program address?

Cost avoidance by paying Medicare and Private Insurance Premiums

1b. What does this program do?

The purpose of the Medicare Savings Program and the Health Insurance Premium Payment (HIPP) Program is to allow states to enroll certain groups of eligible individuals in Medicare or private insurance and pay their monthly premiums to transfer medical costs from the Title XIX Medicaid program to the Medicare program - Title XVIII or other payers. This process allows the state to realize cost savings through substitution of Medicare or other payer liability for the majority of the medical costs before a provider may seek reimbursement for the remaining uncompensated portion of the services.

Medicare Savings Program

Medicare has three sets of basic coverage:

- Part A, which pays for hospitalization costs
- Part B, which pays for physician services, lab and x-ray services, durable medical equipment, and outpatient and other services
- Part D which provides coverage of prescription drug costs (see MORx tab for additional information on Part D)

The Medicare Savings Program assists “dual eligible” individuals, who are entitled to Medicare Part A and/or Part B and are eligible for some form of MO HealthNet benefit, by reducing their out-of-pocket expenses. There are two types of dual eligible—full duals and partial duals. For partial duals, MO HealthNet only funds the Medicare Part A and/or Part B premium. For full duals MO HealthNet funds the Medicare Part A and/or Part B premium and the participant receives MO HealthNet “wrap-around” benefits. Wrap-around benefits include payments for Medicare coinsurance, Medicare deductibles, and any other service not covered by Medicare. *For more information on dual eligibility categories, see Additional Details.*

Health Insurance Premium Payment (HIPP) Program

MO HealthNet purchases group health insurance (such as employer-sponsored insurance) for eligible MO HealthNet participants through the Health Insurance Premium Payment (HIPP) Program. The HIPP program pays for health insurance for MO HealthNet participants when it is determined to be “cost effective.” A plan is considered cost effective when the cost of paying the premiums, coinsurance, deductibles and other cost-sharing obligations, and administrative costs is likely to be less than the amount paid for an equivalent set of MO HealthNet services. *See additional details for more information on how cost effectiveness is determined.*

PROGRAM DESCRIPTION

Department: Social Services

HB Section(s): 11.725

Program Name: Premium Payments

Program is found in the following core budget(s): Premium Payments

Reimbursement Methodology

Medicare premiums are paid monthly. Payment is made directly to Medicare for the Medicare Savings Program. Any MO HealthNet wrap-around payments (coinsurance, deductibles, or services not covered by Medicare) made on behalf of full dual eligibles is paid out of the applicable fee-for-service lines (Pharmacy, Physicians-Related Services, Hospital, etc.). These wrap-around payments for full dual eligibles are sometimes called "crossover claims." Premiums and cost sharing are paid for the private health insurance through the HIPP Program at the cadence required by the insurance carrier, employer, or participant.

Rate History

Medicare Part A, Part B, and Qualified Individual Premiums (per month)

	Part A	Part B & QI
CY23	\$506.00	\$164.90
CY22	\$499.00	\$170.10
CY21	\$474.00	\$148.50
CY20	\$458.00	\$135.50

Additional Details

HIPP Cost Effectiveness

Cost effectiveness is determined by comparing the cost of the medical coverage (includes premium payments, coinsurance, and deductibles) with the average cost of each MO HealthNet eligible person in the household. The average cost of each MO HealthNet participant is calculated based on the previous year's MO HealthNet expenditures with like demographic data: age; sex; geographic location; type of assistance (MO HealthNet for Families - MAF, Old Age Assistance - OAA, and disabled); and the types of services covered by the group insurance.

Full Dual Beneficiary Categories

Qualified Medicare Beneficiary (QMB) Plus:

- MO HealthNet pays Part A (if applicable) and Part B premiums
- Individuals below 100% FPL
- Includes MO HealthNet wrap-around benefits

Specified Low-Income Medicare Beneficiary (SLMB) Plus:

- MO HealthNet pays only Part B premiums
- Individuals from 100-120% FPL
- Includes MO HealthNet wrap-around benefits

PROGRAM DESCRIPTION

Department: Social Services

HB Section(s): 11.725

Program Name: Premium Payments

Program is found in the following core budget(s): Premium Payments

Partial Dual Beneficiary Categories

QMB Only:

- MO HealthNet pays both Part A (if applicable) and Part B premiums
- Individuals below 100% FPL
- No MO Health Net wrap-around benefits

SLMB Only:

- MO HealthNet pays only Part B premiums
- Individuals from 100-120% FPL
- No Medicaid wrap-around benefits

Qualified Individuals (QI):

- MO HealthNet pays only Part B premiums
- Individuals from 120-135% FPL
- Federal Funding 100%
- No MO HealthNet wrap-around benefits

Partial "Undesignated":

- Partial duals with income 135% FPL or greater
- Can include the following individuals:
 - Recipients of supplemental nursing care payments
 - SSI recipients
 - Individuals on spenddown

MO HealthNet pays only Part B premiums.

Individuals receive full MO HealthNet benefits.

PROGRAM DESCRIPTION

Department: Social Services

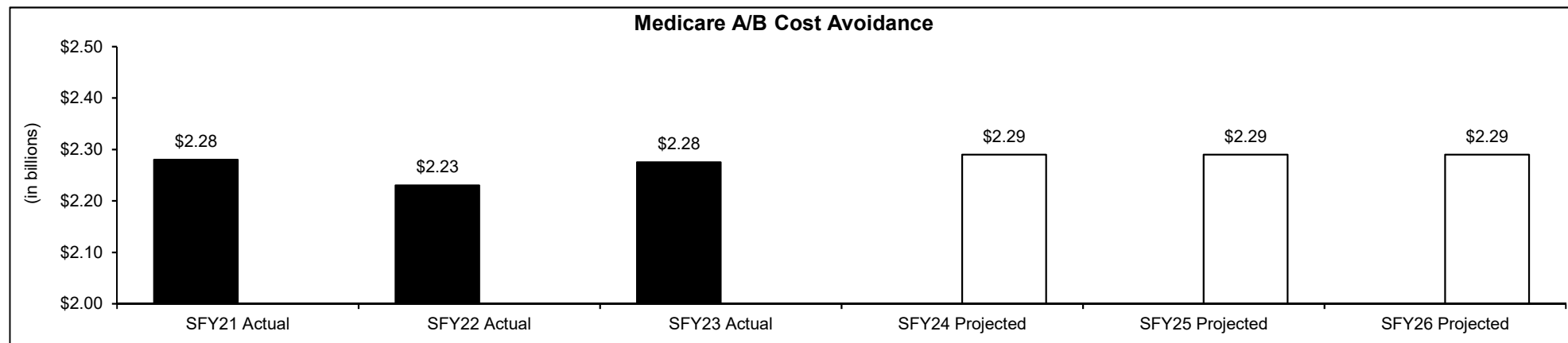
HB Section(s): 11.725

Program Name: Premium Payments

Program is found in the following core budget(s): Premium Payments

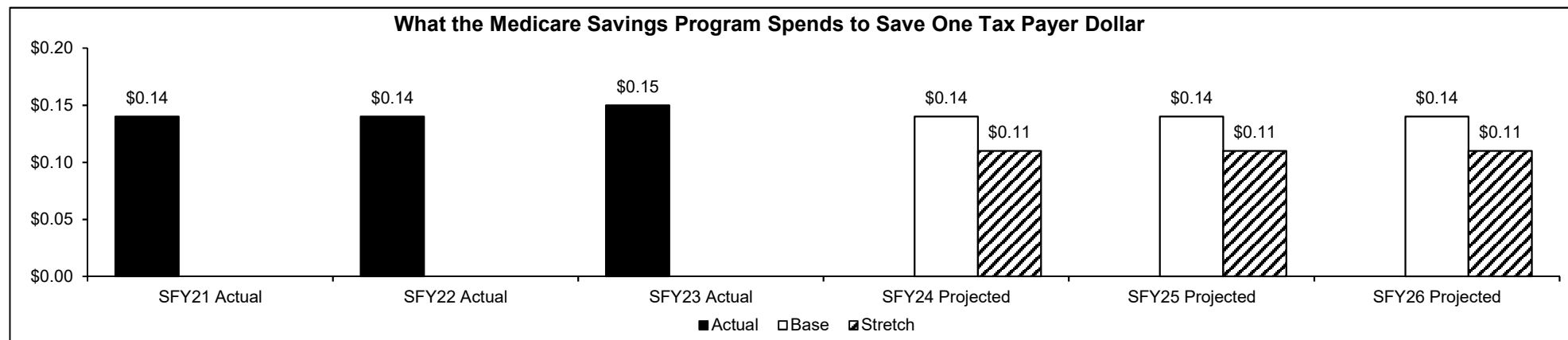
2a. Provide an activity measure(s) for the program.

Cost avoidance is the dollar amount that MO HealthNet avoided paying because of Medicare Part A and Part B paying for these costs instead.



2b. Provide a measure(s) of the program's quality

The Medicare Savings Program pays the Medicare Part A and B Premiums for eligible MO HealthNet participants. Paying these premiums costs MO HealthNet a fraction of what it would cost to provide these services. For every \$.15 we spend on paying premiums, we save the tax payer \$1.00.



PROGRAM DESCRIPTION

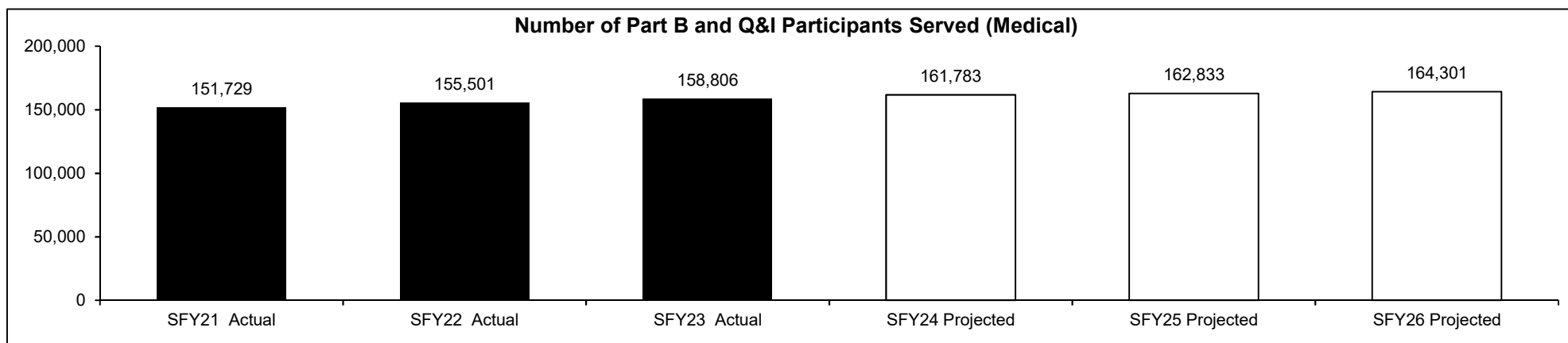
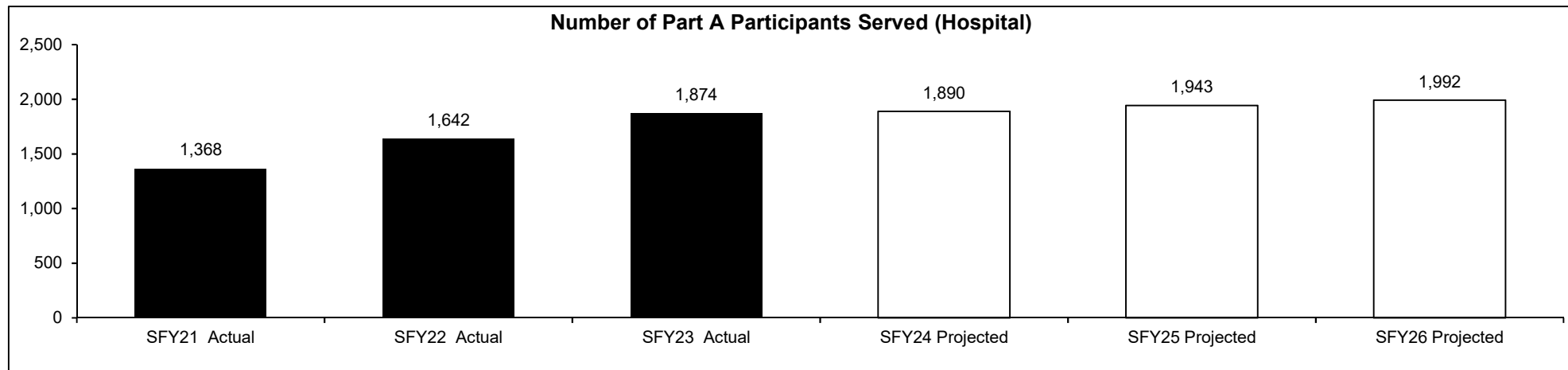
Department: Social Services

HB Section(s): 11.725

Program Name: Premium Payments

Program is found in the following core budget(s): Premium Payments

2c. Provide a measure of the program's impact.



Participants:

Part A: (Hospital) premium payments can be made for Qualified Medicare Beneficiaries (QMBs) and Qualified Disabled Working Individuals.

Part B: (Medical) premium payments can be made for Individuals meeting certain income standards, QMBs, and Specified Low-Income Medicare Beneficiaries. The projected increase in the premium participants in SFY 24 and beyond is due to the increase in participants applying for Medicaid in Missouri.

PROGRAM DESCRIPTION

Department: Social Services

HB Section(s): 11.725

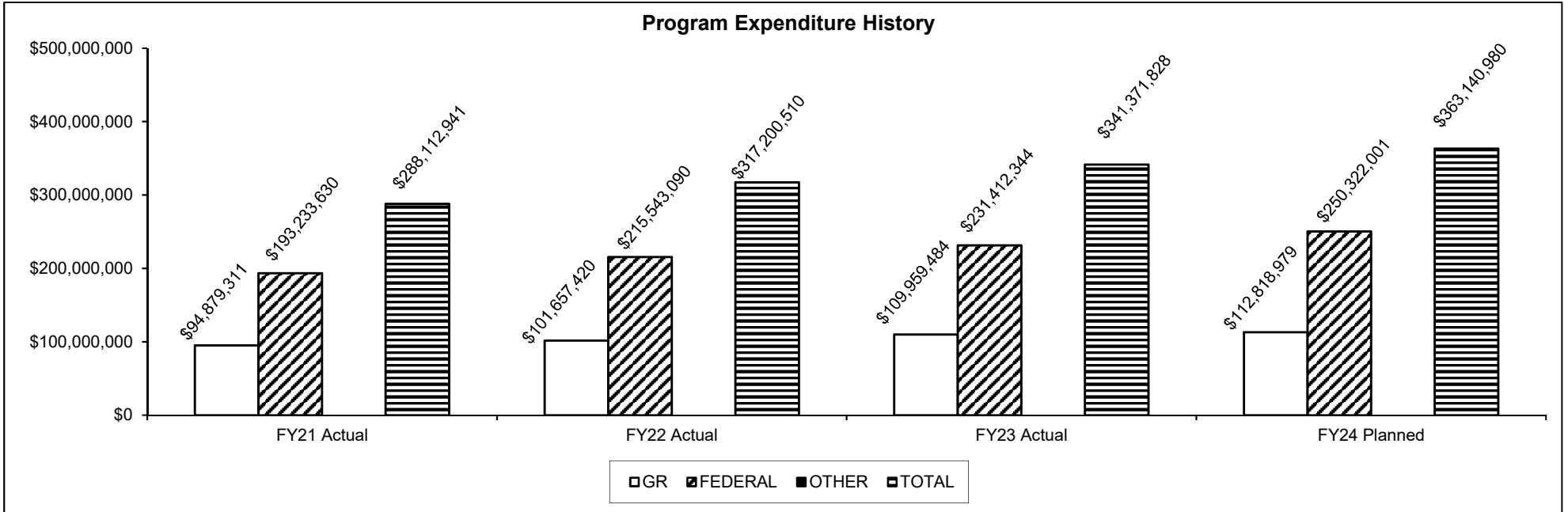
Program Name: Premium Payments

Program is found in the following core budget(s): Premium Payments

2d. Provide a measure of the program's efficiency.

Paying for health insurance premiums, coinsurance, and deductibles for the MO HealthNet eligible population, when cost effective, increases cost avoidance. In SFY23, the MO HealthNet Division paid \$6.0 million for health insurance premiums, coinsurance and deductibles and avoided \$39 million in costs.

3. Provide actual expenditures for the prior three fiscal years; planned expenditures for the current fiscal year. (Note: Amounts do not include fringe benefit costs.)



PROGRAM DESCRIPTION

Department: Social Services

HB Section(s): 11.725

Program Name: Premium Payments

Program is found in the following core budget(s): Premium Payments

4. What are the sources of the "Other " funds?

N/A

5. What is the authorization for this program, i.e., federal or state statute, etc.? (Include the federal program number, if applicable.)

State statute: Section 208.153, RSMo.; Federal law: Social Security Act Section 1905(p)(1), 1902(a)(10) and 1906; Federal Regulation: 42 CFR 406.26 and 431.625

6. Are there federal matching requirements? If yes, please explain.

The FMAP (Federal Medical Assistance Percentage) fluctuates annually based on state and national economic and population data, but generally the state matching requirement is around 35% and the federal match is around 65%.

7. Is this a federally mandated program? If yes, please explain.

Yes, if the state elects to have a Medicaid program.

NDI – Premium Increase

NEW DECISION ITEM

Department: Social Services
Division: MO HealthNet
DI Name: Premium Increase **DI# 1886012**

Budget Unit: 90547C
HB Section: 11.725

1. AMOUNT OF REQUEST

	FY 2025 Budget Request			
	GR	Federal	Other	Total
PS	0	0	0	0
EE	0	0	0	0
PSD	12,879,875	27,507,625	0	40,387,500
TRF	0	0	0	0
Total	12,879,875	27,507,625	0	40,387,500

	FY 2025 Governor's Recommendation			
	GR	Federal	Other	Total
PS	0	0	0	0
EE	0	0	0	0
PSD	0	0	0	0
TRF	0	0	0	0
Total	0	0	0	0

FTE 0.00 0.00 0.00 0.00

FTE 0.00 0.00 0.00 0.00

Est. Fringe	0	0	0	0
--------------------	---	---	---	---

Note: Fringes budgeted in House Bill 5 except for certain fringes budgeted directly to MoDOT, Highway Patrol, and Conservation.

Est. Fringe	0	0	0	0
--------------------	---	---	---	---

Note: Fringes budgeted in House Bill 5 except for certain fringes budgeted directly to MoDOT, Highway Patrol, and Conservation.

Other Funds: N/A
 Non-Counts: N/A

Other Funds: N/A
 Non-Counts: N/A

2. THIS REQUEST CAN BE CATEGORIZED AS:

- | | | |
|---|--|--|
| <input checked="" type="checkbox"/> New Legislation | <input type="checkbox"/> New Program | <input type="checkbox"/> Fund Switch |
| <input type="checkbox"/> Federal Mandate | <input type="checkbox"/> Program Expansion | <input type="checkbox"/> Cost to Continue |
| <input type="checkbox"/> GR Pick-Up | <input type="checkbox"/> Space Request | <input type="checkbox"/> Equipment Replacement |
| <input type="checkbox"/> Pay Plan | <input type="checkbox"/> Other: _____ | |

3. WHY IS THIS FUNDING NEEDED? PROVIDE AN EXPLANATION FOR ITEMS CHECKED IN #2. INCLUDE THE FEDERAL OR STATE STATUTORY OR CONSTITUTIONAL AUTHORIZATION FOR THIS PROGRAM.

Medicare Part A and Part B premiums are adjusted each January by the federal government. Current premium rates (effective January 2023) are \$506 per month for Part A and \$164.90 per month for Part B. Part A rates are assumed to increase by \$10, while Part B rates are assumed to increase by \$20 beginning January 2024. Part A rates are also assumed to increase \$10, while Part B premium rates are also assumed to increase \$20 beginning January 2025. This request is for the last six months of funding for the calendar year 2024 premium, and the first six months of funding for the expected premium increase for calendar year 2025.

The Federal Authority is Social Security Act Section 1905(p)(1), 1902(a)(10), and 1906 and Federal Regulations 42 CFR 406.26 and 431.625. The State Authority is Section 208.153, RSMo.

NEW DECISION ITEM

Department: Social Services
Division: MO HealthNet
DI Name: Premium Increase **DI# 1886012**

Budget Unit: 90547C
HB Section: 11.725

4. DESCRIBE THE DETAILED ASSUMPTIONS USED TO DERIVE THE SPECIFIC REQUESTED AMOUNT. (How did you determine that the requested number of FTE were appropriate? From what source or standard did you derive the requested levels of funding? Were alternatives such as outsourcing or automation considered? If based on new legislation, does request tie to TAFP fiscal note? If not, explain why. Detail which portions of the request are one-times and how those amounts were calculated.)

The number of eligibles was projected based on historical data. The projected premium increases are based on the average increases in premiums for the last few years as well as other information sources. The federal matching rate used is the FY24 FMAP of 66.07%. States are only required to pay the federal share for Qualified Individuals (QIs). A QI is an individual with income between 120% and 135% of the federal poverty level, with assets of \$7,860 per individual and \$11,800 per couple, indexed each year according to the Consumer Price Index.

	Department Request		
	Part A	Part B	QI
Eligibles per month (FY24)	1,988	152,600	9,234
Premium Increase (1/24)	\$10.00	\$20.00	\$20.00
Premium Increase (1/25)	\$10.00	\$20.00	\$20.00

Calendar Year 2024 Increase:

Projected average eligibles/month	2,133	155,949	9,777
Premium increase for 2024	\$10.00	\$20.00	\$20.00
Number of months to increase	6	6	6
Projected increase 7/24 - 12/24	127,980	18,713,880	1,173,240

Calendar Year 2025 Increase:

Projected average eligibles/month	2,248	158,195	10,451
Premium increase for 2025	\$10.00	\$20.00	\$20.00
Number of months to increase	6	6	6
Projected increase 1/25 - 6/25	134,880	18,983,400	1,254,120

Total Projected Increase SFY25	262,860	37,697,280	2,427,360
---------------------------------------	----------------	-------------------	------------------

	Total	GR	Federal	FMAP
Part A Request	262,860	89,188	173,672	66.07%
Part B Request	37,697,280	12,790,687	24,906,593	
Part B QI	2,427,360	0	2,427,360	QI Federal only
	40,387,500	12,879,875	27,507,625	

NEW DECISION ITEM

Department: Social Services
Division: MO HealthNet
DI Name: Premium Increase **DI# 1886012**

Budget Unit: 90547C
HB Section: 11.725

5. BREAK DOWN THE REQUEST BY BUDGET OBJECT CLASS, JOB CLASS, AND FUND SOURCE. IDENTIFY ONE-TIME COSTS.

Budget Object Class/Job Class	Dept Req GR DOLLARS	Dept Req GR FTE	Dept Req FED DOLLARS	Dept Req FED FTE	Dept Req OTHER DOLLARS	Dept Req OTHER FTE	Dept Req TOTAL DOLLARS	Dept Req TOTAL FTE	Dept Req One-Time DOLLARS
Program Distributions	12,879,875		27,507,625				40,387,500		
Total PSD	12,879,875		27,507,625		0		40,387,500		0
Grand Total	12,879,875	0.0	27,507,625	0.0	0	0.0	40,387,500	0.0	0

6. PERFORMANCE MEASURES (If new decision item has an associated core, separately identify projected performance with & without additional funding.)

6a. Provide an activity measure(s) for the program.

Please see the Premium core section for performance measures.

6c. Provide a measure(s) of the program's impact.

Please see the Premium core section for performance measures.

6b. Provide a measure(s) of the program's quality.

Please see the Premium core section for performance measures.

6d. Provide a measure(s) of the program's efficiency.

Please see the Premium core section for performance measures.

7. STRATEGIES TO ACHIEVE THE PERFORMANCE MEASUREMENT TARGETS:

N/A

DECISION ITEM DETAIL

Budget Unit	FY 2023	FY 2023	FY 2024	FY 2024	FY 2025	FY 2025	*****	*****
Decision Item	ACTUAL	ACTUAL	BUDGET	BUDGET	DEPT REQ	DEPT REQ	SECURED	SECURED
Budget Object Class	DOLLAR	FTE	DOLLAR	FTE	DOLLAR	FTE	COLUMN	COLUMN
PREMIUM PAYMENTS								
Premium Increase - 1886012								
PROGRAM DISTRIBUTIONS	0	0.00	0	0.00	40,387,500	0.00	0	0.00
TOTAL - PD	0	0.00	0	0.00	40,387,500	0.00	0	0.00
GRAND TOTAL	\$0	0.00	\$0	0.00	\$40,387,500	0.00	\$0	0.00
GENERAL REVENUE	\$0	0.00	\$0	0.00	\$12,879,875	0.00		0.00
FEDERAL FUNDS	\$0	0.00	\$0	0.00	\$27,507,625	0.00		0.00
OTHER FUNDS	\$0	0.00	\$0	0.00	\$0	0.00		0.00

**Department of Social Services
MO HealthNet Division**

**Fiscal Year 2025 Budget Request
Book 10 of 10**

Robert Knodell, Director

Table of Contents

TABLE OF CONTENTS

MO HEALTHNET DIVISION/DSS BUDGET BOOK 9 OF 10

Department Request Summary	1
NDI – MHD Cost to Continue	9
NDI – Managed Care Actuarial Rate Increase	33
NDI – Pharmacy PMPM Increase Specialty	44
NDI – Pharmacy PMPM Increase Non-Specialty	53
NDI – PACE Rate Increase & FTE	62
NDI – Outpatient Fee Schedule Trend.....	68
Core – MO HealthNet Administration.....	73
NDI – Diagnosis Related Groups (DRG)	89
NDI – MMIS FTE	93
NDI – Managed Care Compliance Tool	99
Core – Clinical Services Program Management.....	104
Core – MO HealthNet Transformation	114
Core – Third Party Liability (TPL) Contracts	126
Core – Information Systems	135
NDI – MMIS Operational Costs.....	146
NDI – MMIS Enrollment Broker.....	150
NDI – MMIS Security Risk Assessment.....	154
NDI – MMIS Pharmacy Solutions Trend	158
Core – Closed Loop Social Service Referral Program	162
Core – Health Data Utility	170
Core – Show Me Home.....	177
Core – Pharmacy	187
Core – Pharmacy Clawback	206
Core – Missouri RX Plan.....	215
Core – Pharmacy FRA (PFRA).....	224
Core – Physician	231
NDI – Independent Lab Rate Increase	253
NDI – Ophthalmologist Rate Increase	527
Core – CCBHO	261
Core – PACE.....	268
Core – Dental.....	277
NDI – Anesthesia & Extraction Rate Increase	288
Core – Premium Payments.....	292
NDI – Premium Increase.....	305

TABLE OF CONTENTS

MO HEALTHNET DIVISION/DSS BUDGET BOOK 10 OF 10

Core – Nursing Facilities	309
Core – Home Health	328
Core – Nursing Facilities Reimbursement Allowance (NFRA).....	338
Core – Long Term Support Payments	345
Core – Rehab and Specialty Services	352
NDI – Hospice Rate Increase	368
Core – Non-Emergency Medical Transportation (NEMT).....	372
NDI – NEMT Actuarial Increase	383
Core – Ground Emergency Medical Transportation (GEMT)	387
Core – Complex Rehab Technology.....	394
Core – Managed Care.....	404
Core – Managed Care Specialty Plan.....	419
Core – Hospital Care.....	429
Core – Hospital & Clinic Projects	442
Core – ToRCH	459
Core – Pediatric Pilot Program	467
Core – Physician Payments for Safety Net Hospitals.....	474
Core – Federally Qualified Health Centers (FQHC) Distribution	481
Core – Health Homes.....	511
Core – Federal Reimbursement Allowance (FRA)	521
Core – IGT Safety Net Hospitals.....	528
Core – Children’s Health Insurance Program (CHIP).....	536
Core – Show-Me Healthy Babies	548
Core – School District Medicaid Claiming.....	561
Core – Blind Pension Medical	573
Core – Adult Expansion Group	583
NDI – MO MAPS	593
NDI – AEG IGT DMH	597
Core – IGT DMH Medicaid Program.....	601
Core – MHD Non-Count Transfers	608
NDI – Non-Count FRA Transfer Appropriation	678
Core – Legal Expense Fund Transfer.....	683

Core – Nursing Facilities

CORE DECISION ITEM

Department: Social Services
 Division: MO HealthNet
 Core: Nursing Facilities

Budget Unit: 90549C

HB Section: 11.730

1. CORE FINANCIAL SUMMARY

	FY 2025 Budget Request			
	GR	Federal	Other	Total
PS	0	0	0	0
EE	0	0	0	0
PSD	224,549,351	571,351,802	65,509,459	861,410,612
TRF	0	0	0	0
Total	224,549,351	571,351,802	65,509,459	861,410,612
FTE	0.00	0.00	0.00	0.00

	FY 2025 Governor's Recommendation			
	GR	Federal	Other	Total
PS	0	0	0	0
EE	0	0	0	0
PSD	0	0	0	0
TRF	0	0	0	0
Total	0	0	0	0
FTE	0.00	0.00	0.00	0.00

Est. Fringe	0	0	0	0
--------------------	---	---	---	---

Note: Fringes budgeted in House Bill 5 except for certain fringes budgeted directly to MoDOT, Highway Patrol, and Conservation.

Est. Fringe	0	0	0	0
--------------------	---	---	---	---

Note: Fringes budgeted in House Bill 5 except for certain fringes budgeted directly to MoDOT, Highway Patrol, and Conservation.

Other Funds: Uncompensated Care Fund (UCF) (0108) - \$58,516,478
 Third Party Liability Collections Fund (TPL) (0120) - \$6,992,981

Other Funds:

2. CORE DESCRIPTION

This core is for ongoing funding of payments for nursing facility services provided to MO HealthNet participants.

3. PROGRAM LISTING (list programs included in this core funding)

Nursing Facilities

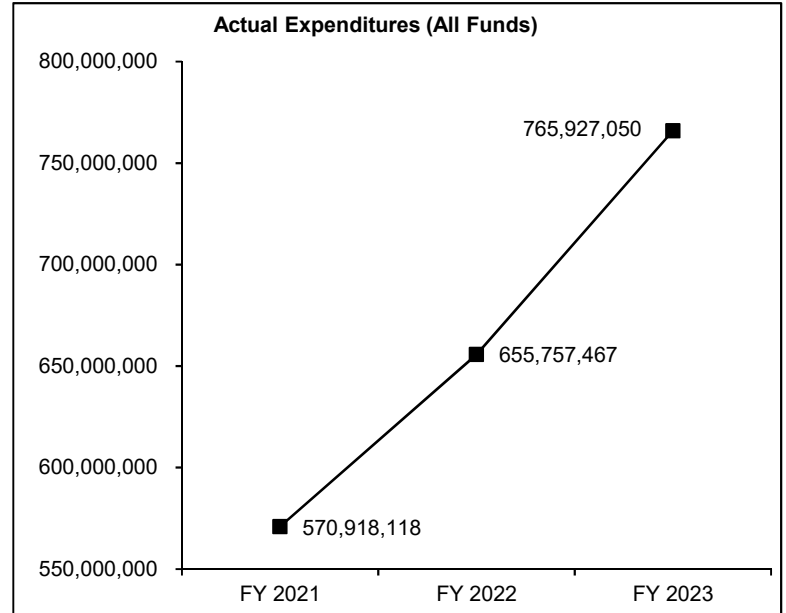
CORE DECISION ITEM

Department: Social Services
Division: MO HealthNet
Core: Nursing Facilities

Budget Unit: 90549C
HB Section: 11.730

4. FINANCIAL HISTORY

	FY 2021 Actual	FY 2022 Actual	FY 2023 Actual	FY 2024 Current Yr.
Appropriation (All Funds)	591,822,786	680,823,452	772,262,729	861,410,612
Less Reverted (All Funds)	0	0	0	0
Less Restricted (All Funds)	0	0	0	0
Budget Authority (All Funds)	591,822,786	680,823,452	772,262,729	861,410,612
Actual Expenditures (All Funds)	570,918,118	655,757,467	765,927,050	N/A
Unexpended (All Funds)	20,904,668	25,065,985	6,335,679	N/A
Unexpended, by Fund:				
General Revenue	3	0	9,245,029	N/A
Federal	19,769,155	24,752,448	90,650	N/A
Other	1,135,510	313,537	N/A	N/A
	(1)	(2)	(3)	(4)



*Current Year restricted amount is as of 9/01/2023.

Reverted includes statutory reserve amounts (when applicable).

Restricted includes Governor's expenditure restrictions which remained at the end of the fiscal year.

NOTES:

(1) FY21 - New Decision Items funded FMAP Adjustment (\$2,753,351 GR), Cost to Continue (\$2,375,023 GR; \$4,312,517), NF Stimulus COVID-19 (\$90,000,000 Fed). \$9,060,686 GR was flexed in to cover program expenditures. \$39,000,000 GR and \$25,751,345 Fed was used as flex to cover other program expenditures. \$90,000,000 of the DSS Federal Stimulus Fund (2355) was held in agency reserve.

(2) FY22 - New Decision Items funded for FMAP Adjustment (\$712,200 Fed), Nursing Home Increase (\$30,000,000 GR; \$58,261,253 Fed). Supplemental funded for \$17,081,779. \$7,100,000 GR was flexed in and \$17,846,866 was used as flex to cover program expenditures.

(3) FY23 - New Decision Item funded for Nursing Facility Rate Rebase (\$62,247,056 GR; \$120,552,944 Fed), MHD CTC (\$4,066,371 GR), FMAP Adjustment (\$846,082 GR). \$59,100,000 was flexed in and \$77,309,365 was used as flex to cover program expenditures.

(4) FY24 - Broke out NF Value Based Payments into a separate core. New Decision Items funded for FMAP Adjustment (\$3,641,459 Fed), MHD CTC (\$1,662,926 GR; \$11,370,901 Fed), Nurse Aid Training Reimbursement (\$810,144 GR; \$1,572,984 Fed), NF Rate Increase (\$24,782,355 GR; \$48,117,645 Fed). Supplemental awarded for \$17,378,437.

CORE DECISION ITEM

Department: Social Services
 Division: MO HealthNet
 Core: Nursing Facilities Value Based Payments

Budget Unit: 90604C
 HB Section: 11.730

1. CORE FINANCIAL SUMMARY

	FY 2025 Budget Request			
	GR	Federal	Other	Total
PS	0	0	0	0
EE	0	0	0	0
PSD	7,619,245	14,764,755	0	22,384,000
TRF	0	0	0	0
Total	7,619,245	14,764,755	0	22,384,000
FTE	0.00	0.00	0.00	0.00

	FY 2025 Governor's Recommendation			
	GR	Federal	Other	Total
PS	0	0	0	0
EE	0	0	0	0
PSD	0	0	0	0
TRF	0	0	0	0
Total	0	0	0	0
FTE	0.00	0.00	0.00	0.00

Est. Fringe	0	0	0	0
--------------------	---	---	---	---

Note: Fringes budgeted in House Bill 5 except for certain fringes budgeted directly to MoDOT, Highway Patrol, and Conservation.

Est. Fringe	0	0	0	0
--------------------	---	---	---	---

Note: Fringes budgeted in House Bill 5 except for certain fringes budgeted directly to MoDOT, Highway Patrol, and Conservation.

Other Funds: N/A

Other Funds: N/A

2. CORE DESCRIPTION

Funding for this item provides value based incentive payments to nursing facilities.

3. PROGRAM LISTING (list programs included in this core funding)

Nursing Facilities Value Based Payments

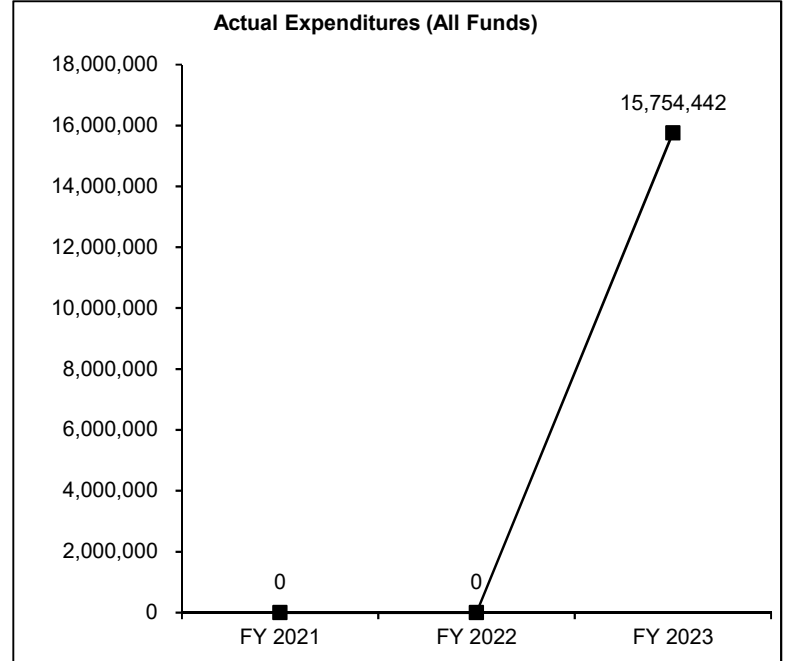
CORE DECISION ITEM

Department: Social Services
Division: MO HealthNet
Core: Nursing Facilities Value Based Payments

Budget Unit: 90604C
HB Section: 11.730

4. FINANCIAL HISTORY

	FY 2021 Actual	FY 2022 Actual	FY 2023 Actual	FY 2024 Current Yr.
Appropriation (All Funds)	0	0	17,200,000	22,384,000
Less Reverted (All Funds)	0	0	(175,708)	(228,577)
Less Restricted (All Funds)	0	0	0	0
Budget Authority (All Funds)	0	0	17,024,292	22,155,423
Actual Expenditures (All Funds)	0	0	15,754,442	N/A
Unexpended (All Funds)	0	0	1,269,850	N/A
Unexpended, by Fund:				
General Revenue	0	0	316,533	N/A
Federal	0	0	953,317	N/A
Other	0	0	0	N/A
				(1)



*Current Year restricted amount is as of 9/01/2023.

Reverted includes statutory reserve amounts (when applicable).

Restricted includes Governor's expenditure restrictions which remained at the end of the fiscal year.

NOTES:

(4) FY24 - NF Value Based Payments formerly part of Nursing Facilities Core. New Decision Item funded for NF Rate Increase (\$1,762,301 GR; 3,421,699 Fed).

CORE RECONCILIATION DETAIL

**DEPARTMENT OF SOCIAL SERVICES
NURSING FACILITIES**

5. CORE RECONCILIATION DETAIL

	Budget Class	FTE	GR	Federal	Other	Total	Explanation
TAFP AFTER VETOES							
	PD	0.00	224,549,351	571,351,802	65,509,459	861,410,612	
	Total	0.00	224,549,351	571,351,802	65,509,459	861,410,612	
DEPARTMENT CORE REQUEST							
	PD	0.00	224,549,351	571,351,802	65,509,459	861,410,612	
	Total	0.00	224,549,351	571,351,802	65,509,459	861,410,612	
GOVERNOR'S RECOMMENDED CORE							
	PD	0.00	224,549,351	571,351,802	65,509,459	861,410,612	
	Total	0.00	224,549,351	571,351,802	65,509,459	861,410,612	

CORE RECONCILIATION DETAIL

**DEPARTMENT OF SOCIAL SERVICES
NF VALUE BASED PAYMENTS**

5. CORE RECONCILIATION DETAIL

	Budget Class	FTE	GR	Federal	Other	Total	Explanation
TAFP AFTER VETOES							
	PD	0.00	7,619,245	14,764,755	0	22,384,000	
	Total	0.00	7,619,245	14,764,755	0	22,384,000	
DEPARTMENT CORE REQUEST							
	PD	0.00	7,619,245	14,764,755	0	22,384,000	
	Total	0.00	7,619,245	14,764,755	0	22,384,000	
GOVERNOR'S RECOMMENDED CORE							
	PD	0.00	7,619,245	14,764,755	0	22,384,000	
	Total	0.00	7,619,245	14,764,755	0	22,384,000	

DECISION ITEM SUMMARY

Budget Unit									
Decision Item	FY 2023	FY 2023	FY 2024	FY 2024	FY 2025	FY 2025	*****	*****	
Budget Object Summary	ACTUAL	ACTUAL	BUDGET	BUDGET	DEPT REQ	DEPT REQ	SECURED	SECURED	
Fund	DOLLAR	FTE	DOLLAR	FTE	DOLLAR	FTE	COLUMN	COLUMN	
NURSING FACILITIES									
CORE									
PROGRAM-SPECIFIC									
GENERAL REVENUE	195,536,666	0.00	224,549,351	0.00	224,549,351	0.00	0	0.00	
TITLE XIX-FEDERAL AND OTHER	504,880,925	0.00	571,351,802	0.00	571,351,802	0.00	0	0.00	
UNCOMPENSATED CARE FUND	58,516,478	0.00	58,516,478	0.00	58,516,478	0.00	0	0.00	
THIRD PARTY LIABILITY COLLECT	6,992,980	0.00	6,992,981	0.00	6,992,981	0.00	0	0.00	
TOTAL - PD	765,927,049	0.00	861,410,612	0.00	861,410,612	0.00	0	0.00	
TOTAL	765,927,049	0.00	861,410,612	0.00	861,410,612	0.00	0	0.00	
MHD CTC - 1886020									
PROGRAM-SPECIFIC									
GENERAL REVENUE	0	0.00	0	0.00	32,341,068	0.00	0	0.00	
TITLE XIX-FEDERAL AND OTHER	0	0.00	0	0.00	52,155,594	0.00	0	0.00	
TOTAL - PD	0	0.00	0	0.00	84,496,662	0.00	0	0.00	
TOTAL	0	0.00	0	0.00	84,496,662	0.00	0	0.00	
GRAND TOTAL	\$765,927,049	0.00	\$861,410,612	0.00	\$945,907,274	0.00	\$0	0.00	

DECISION ITEM SUMMARY

Budget Unit								
Decision Item	FY 2023	FY 2023	FY 2024	FY 2024	FY 2025	FY 2025	*****	*****
Budget Object Summary	ACTUAL	ACTUAL	BUDGET	BUDGET	DEPT REQ	DEPT REQ	SECURED	SECURED
Fund	DOLLAR	FTE	DOLLAR	FTE	DOLLAR	FTE	COLUMN	COLUMN
NF VALUE BASED PAYMENTS								
CORE								
PROGRAM-SPECIFIC								
GENERAL REVENUE	5,364,703	0.00	7,619,245	0.00	7,619,245	0.00	0	0.00
TITLE XIX-FEDERAL AND OTHER	10,389,739	0.00	14,764,755	0.00	14,764,755	0.00	0	0.00
TOTAL - PD	15,754,442	0.00	22,384,000	0.00	22,384,000	0.00	0	0.00
TOTAL	15,754,442	0.00	22,384,000	0.00	22,384,000	0.00	0	0.00
GRAND TOTAL	\$15,754,442	0.00	\$22,384,000	0.00	\$22,384,000	0.00	\$0	0.00

FLEXIBILITY REQUEST FORM

BUDGET UNIT NUMBER: 90549C & 90604C BUDGET UNIT NAME: Nursing Facilities HOUSE BILL SECTION: 11.730	DEPARTMENT: Social Services DIVISION: MO HealthNet
--	---

1. Provide the amount by fund of personal service flexibility and the amount by fund of expense and equipment flexibility you are requesting in dollar and percentage terms and explain why the flexibility is needed. If flexibility is being requested among divisions, provide the amount by fund of flexibility you are requesting in dollar and percentage terms and explain why the flexibility is needed.

Department Request

5% flexibility is requested between sections 11.730 (Nursing Facilities) and 11.730 (Nursing Facility Value Based Payments).

2. Estimate how much flexibility will be used for the budget year. How much flexibility was used in the Prior Year Budget and the Current Year Budget? Please specify the amount.

PRIOR YEAR ACTUAL AMOUNT OF FLEXIBILITY USED	CURRENT YEAR ESTIMATED AMOUNT OF FLEXIBILITY THAT WILL BE USED	BUDGET REQUEST ESTIMATED AMOUNT OF FLEXIBILITY THAT WILL BE USED
\$0	DSS will flex up to 5% between sections.	Up to 5% flexibility will be used.

3. Please explain how flexibility was used in the prior and/or current years.

PRIOR YEAR EXPLAIN ACTUAL USE	CURRENT YEAR EXPLAIN PLANNED USE
N/A	Flexibility allows for MHD to move authority between program sections to ensure bi-monthly payroll obligations are met and services continue to be provided without disruption or delay. Flex allows MHD to shift authority to sections where there is need.

FLEXIBILITY REQUEST FORM

BUDGET UNIT NUMBER: 90549C BUDGET UNIT NAME: Nursing Facilities HOUSE BILL SECTION: 11.730	DEPARTMENT: Social Services DIVISION: MO HealthNet
---	---

1. Provide the amount by fund of personal service flexibility and the amount by fund of expense and equipment flexibility you are requesting in dollar and percentage terms and explain why the flexibility is needed. If flexibility is being requested among divisions, provide the amount by fund of flexibility you are requesting in dollar and percentage terms and explain why the flexibility is needed.

Department Request

10% flexibility is requested between sections 11.700 (Pharmacy and Clawback), 11.715 (Physician Related Prof), 11.716 (PACE), 11.720 (Dental), 11.725 (Premium Payments), 11.730 (Nursing Facilities and Home Health), 11.745 (Rehab Specialty Services and NEMT), 11.755 (Complex Rehab), 11.760 (Managed Care), 11.765 (MC Specialty Plan), 11.770 (Hospital Care), 11.795 (Health Homes), 11.810 (CHIP), 11.815 (SMHB), 11.825 (Blind).

2. Estimate how much flexibility will be used for the budget year. How much flexibility was used in the Prior Year Budget and the Current Year Budget? Please specify the amount.

PRIOR YEAR ACTUAL AMOUNT OF FLEXIBILITY USED	CURRENT YEAR ESTIMATED AMOUNT OF FLEXIBILITY THAT WILL BE USED	BUDGET REQUEST ESTIMATED AMOUNT OF FLEXIBILITY THAT WILL BE USED
\$77,309,365	DSS will flex up to 10% between sections.	Up to 10% flexibility will be used.

3. Please explain how flexibility was used in the prior and/or current years.

PRIOR YEAR EXPLAIN ACTUAL USE	CURRENT YEAR EXPLAIN PLANNED USE
To allow for Managed Care payments.	Flexibility allows for MHD to move authority between program sections to ensure bi-monthly payroll obligations are met and services continue to be provided without disruption or delay. Flex allows MHD to shift authority to sections where there is need.

DECISION ITEM DETAIL

Budget Unit	FY 2023	FY 2023	FY 2024	FY 2024	FY 2025	FY 2025	*****	*****
Decision Item	ACTUAL	ACTUAL	BUDGET	BUDGET	DEPT REQ	DEPT REQ	SECURED	SECURED
Budget Object Class	DOLLAR	FTE	DOLLAR	FTE	DOLLAR	FTE	COLUMN	COLUMN
NURSING FACILITIES								
CORE								
PROGRAM DISTRIBUTIONS	765,927,049	0.00	861,410,612	0.00	861,410,612	0.00	0	0.00
TOTAL - PD	765,927,049	0.00	861,410,612	0.00	861,410,612	0.00	0	0.00
GRAND TOTAL	\$765,927,049	0.00	\$861,410,612	0.00	\$861,410,612	0.00	\$0	0.00
GENERAL REVENUE	\$195,536,666	0.00	\$224,549,351	0.00	\$224,549,351	0.00		0.00
FEDERAL FUNDS	\$504,880,925	0.00	\$571,351,802	0.00	\$571,351,802	0.00		0.00
OTHER FUNDS	\$65,509,458	0.00	\$65,509,459	0.00	\$65,509,459	0.00		0.00

DECISION ITEM DETAIL

Budget Unit	FY 2023	FY 2023	FY 2024	FY 2024	FY 2025	FY 2025	*****	*****
Decision Item	ACTUAL	ACTUAL	BUDGET	BUDGET	DEPT REQ	DEPT REQ	SECURED	SECURED
Budget Object Class	DOLLAR	FTE	DOLLAR	FTE	DOLLAR	FTE	COLUMN	COLUMN
NF VALUE BASED PAYMENTS								
CORE								
PROGRAM DISTRIBUTIONS	15,754,442	0.00	22,384,000	0.00	22,384,000	0.00	0	0.00
TOTAL - PD	15,754,442	0.00	22,384,000	0.00	22,384,000	0.00	0	0.00
GRAND TOTAL	\$15,754,442	0.00	\$22,384,000	0.00	\$22,384,000	0.00	\$0	0.00
GENERAL REVENUE	\$5,364,703	0.00	\$7,619,245	0.00	\$7,619,245	0.00		0.00
FEDERAL FUNDS	\$10,389,739	0.00	\$14,764,755	0.00	\$14,764,755	0.00		0.00
OTHER FUNDS	\$0	0.00	\$0	0.00	\$0	0.00		0.00

PROGRAM DESCRIPTION

Department: Social Services

HB Section(s): 11.730

Program Name: Nursing Facility

Program is found in the following core budget(s): Nursing Facility

1a. What strategic priority does this program address?

Ensure adequate supply of nursing facilities for MO HealthNet participants

1b. What does this program do?

This program provides reimbursement to nursing facilities for the care of MO HealthNet participants. Providers are reimbursed for MO HealthNet participants based on the participants' days of care multiplied by the facility's Title XIX per diem rate less any patient surplus (i.e., funds contributed by the participant). A per diem rate is established for each nursing facility by the Institutional Reimbursement Unit (IRU) of the MO HealthNet Division (MHD) utilizing a prospective reimbursement system. A prospective rate is established on a particular cost report year and may be adjusted in subsequent years for various items, such as acuity adjustments, quality measures, or global per diem adjustments granted to the industry as a whole.

Rates may be recalculated on a more recent cost report year, which is referred to as rebasing. Nursing facility reimbursement was transformed in FY 23 by rebasing nursing facility rates and modifying the reimbursement methodology. The primary changes include rebasing the cost base for the rates using 2019 cost report data trended to FY 23, applying an acuity adjustment or Case Mix Index (CMI) to patient care costs, providing quality based incentives or Value Based Purchasing (VBP) add-ons to the rate when the facility meets specified quality measures, and including a Mental Illness (MI) Diagnosis Add-On rate. Rates will be adjusted each January and July for updated CMIs, VBP quality measures, and MI criteria, and will be adjusted each July for capital expenditures. The per diem rate is paid from both the Nursing Facility budget section and the Nursing Facility Reimbursement Allowance (NFRA) budget section.

PROGRAM DESCRIPTION

Department: Social Services
Program Name: Nursing Facility

HB Section(s): 11.730

Program is found in the following core budget(s): Nursing Facility

Rate History

Rate adjustments are funded with General Revenue (GR), General Revenue Equivalents (GRE), and NFRA.

The following are the most recent GR/GRE funded rate adjustments from the Nursing Facility (NF) budget section and the NFRA funded adjustments from the NFRA budget section:

SFY	Weighted Avg.	Adjustment	Source
			Global Adj = GR from NF Approp (Effective for dates of service beginning 7/1/23) = \$79.3 mil \$10.00 NFRA from NF Approp (Effective for dates of service beginning 7/1/23) = \$6.9 mil
2024	\$199.98		- The SFY 24 funding provided a global per diem adjustment of \$10.00 per day to all NFs and an increase to the Value Based Purchasing (VBP) per diem adjustments for facilities meeting the Quality Measure Performance threshold(s). VBP Adj = \$0.87 Implementation of the SFY 2024 rates is pending approval from the Centers for Medicare & Medicaid Services (CMS).
2023	\$189.11	\$15.95	GR from NF Approp (Effective for dates of service beginning 7/1/22) - The "Adjustment" is the average estimated increase in rebased rates over the average SFY 2022 rate which includes the \$10.18 rate increase.
2022	\$173.16	\$10.18	GR from NF Approp (Effective 7/1/21-6/30/22) - The SFY 22 rate increase is a one-time increase for costs associated with the COVID-19 public health emergency. This rate adjustment corresponds to the appropriation granted in the SFY 22 budget approved by the Governor.
2021	\$162.98	(\$0.12)	GR from NF Approp (Effective 7/1/20) - The SFY 20 rate increase of \$1.61 was reduced to \$1.49 in SFY 21 because the appropriation will be expended over 12 months rather than 11 months as was done in SFY 20.)
2020	\$163.10	\$1.61	GR from NF Approp (Effective 8/1/19-6/30/20) - The increase in the SFY 20 nursing facility appropriation was expended over 11 months during SFY 20 because the per diem increase was not effective until 8/1/19.)
	\$161.49	(\$0.75)	GR from NF Approp (Effective 7/1/19) - The SFY 19 supplemental increase of \$1.29 was reduced to \$0.54 for SFY 20 because the appropriation will be expended over 12 months rather than 5 months as was done in SFY 19.)
2019	\$162.24	\$9.12	GR from NF Approp

Hospice Room and Board

Increases/Decreases to nursing facility and HIV nursing facility per diem rates also impact the hospice program. Hospice providers that furnish services to MO HealthNet participants residing in a nursing facility will be reimbursed 95% of the nursing facility's per diem rate for room and board, pursuant to 13 CSR 70-50.010 and 1902(a)(13) of the Social Security Act.

PROGRAM DESCRIPTION

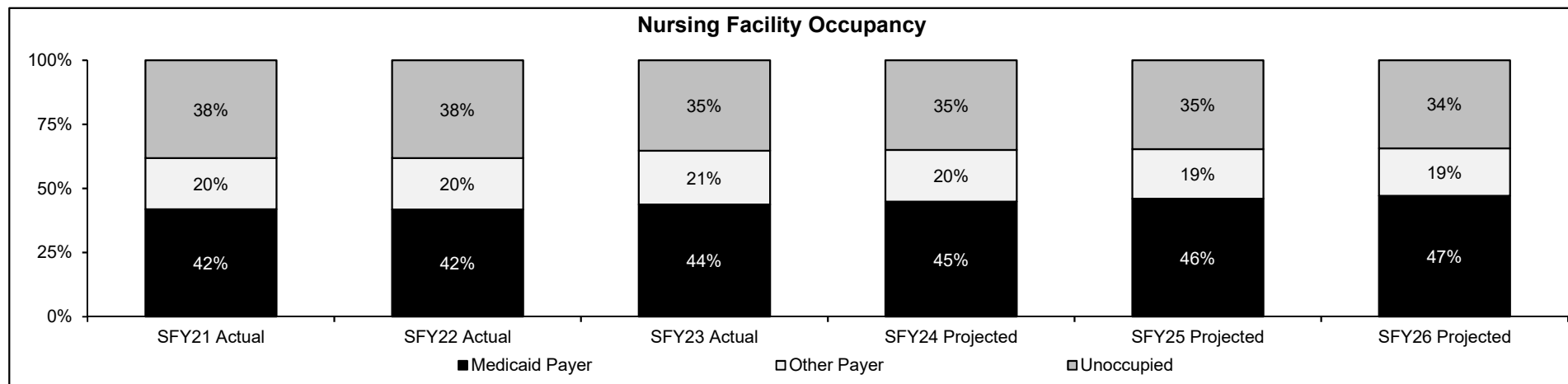
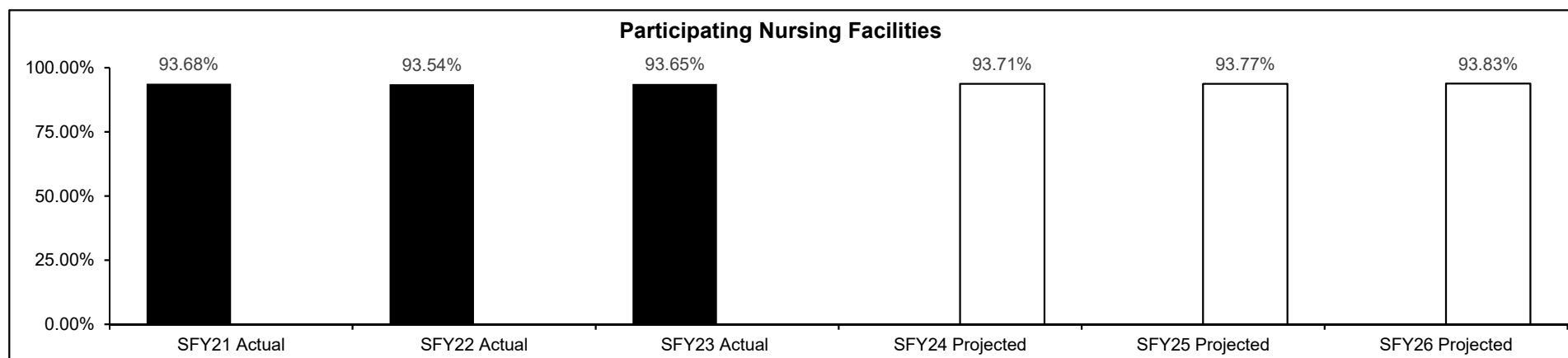
Department: Social Services
Program Name: Nursing Facility

HB Section(s): 11.730

Program is found in the following core budget(s): Nursing Facility

2a. Provide an activity measure(s) for the program.

As of June 2023, 487 facilities were enrolled in the MO HealthNet program, representing a 93.65% participation rate and ensuring access to quality nursing facility services for MO HealthNet participants.



Note: Based on information provided through the Certificate of Need Survey Summary

PROGRAM DESCRIPTION

Department: Social Services

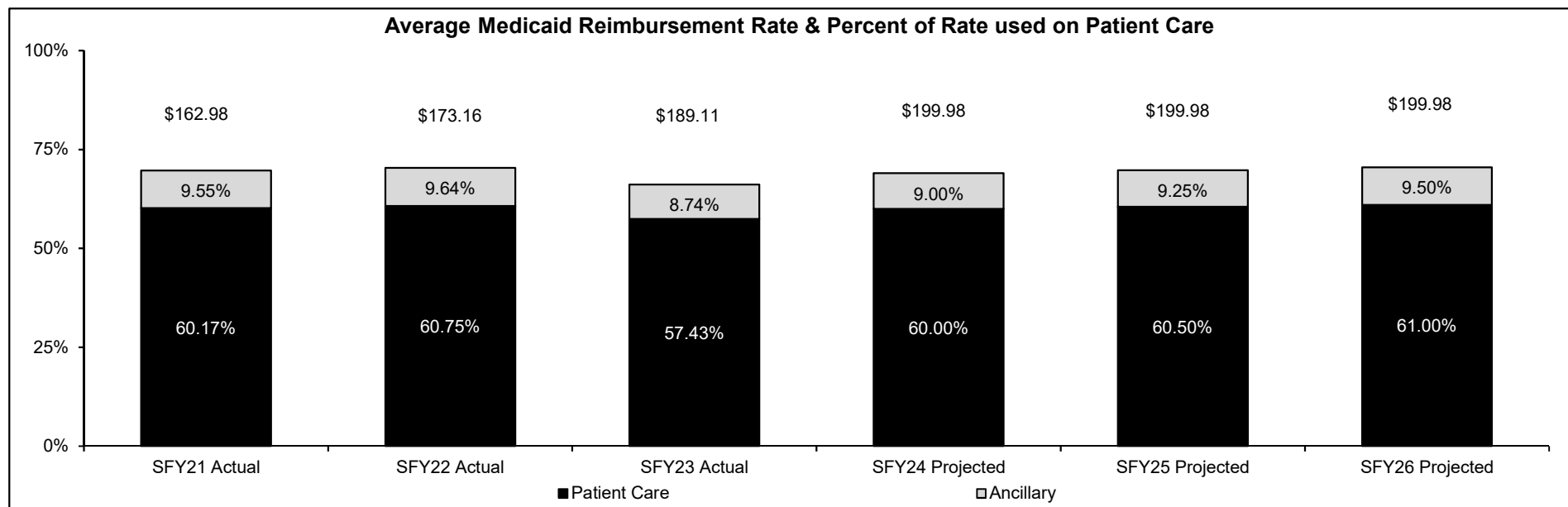
HB Section(s): 11.730

Program Name: Nursing Facility

Program is found in the following core budget(s): Nursing Facility

2b. Provide a measure(s) of the program's quality.

The nursing facility reimbursement methodology targets and encourages quality patient care. In the past three state fiscal years, nearly 70% of the average Medicaid reimbursement rate is related to patient care, with approximately 60% being direct patient care services and approximately 9% being ancillary services which includes therapies, dietary, housekeeping, etc.



Note: In SFY23, nursing facility rates were rebased using 2019 cost data and the reimbursement system was transformed to include acuity adjustments to the patient care cost component, Value Based Purchasing (VBP) Incentives, and a Mental Illness (MI) Diagnosis Add-On. Projections for VBP (0.68%) and MI (0.56%) are included in Patient Care since those items target quality patient care. Due to the rebasing and rate transformation in SFY23, there was a re-alignment of the rate components but the division anticipates the percentage of patient care to gradually increase as a result of the acuity adjustments which encourage facilities to accept participants requiring a higher level of care.

PROGRAM DESCRIPTION

Department: Social Services

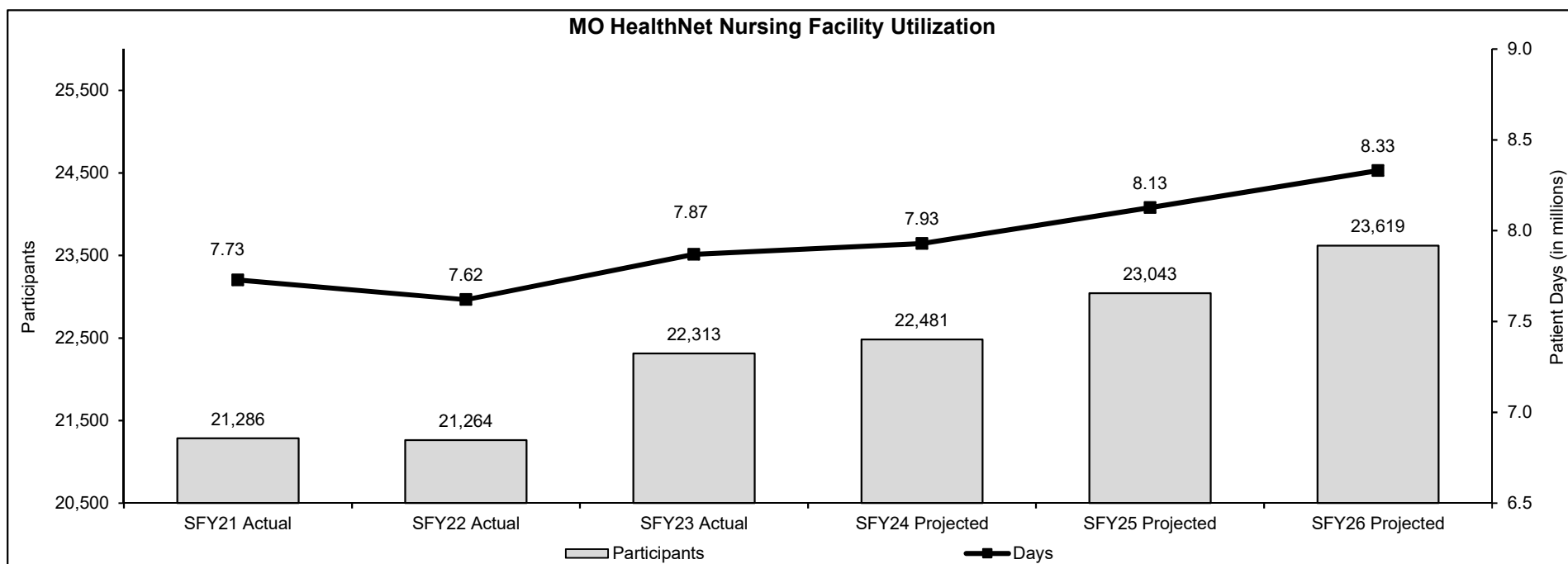
HB Section(s): 11.730

Program Name: Nursing Facility

Program is found in the following core budget(s): Nursing Facility

2c. Provide a measure(s) of the program's impact.

Certified nursing facilities are subject to inspections by the Department of Health and Senior Services to ensure compliance with regulations and are cited for deficiencies. Surveyors assess both the process and the outcomes of nursing facility care for 175 different requirements across 8 areas.



PROGRAM DESCRIPTION

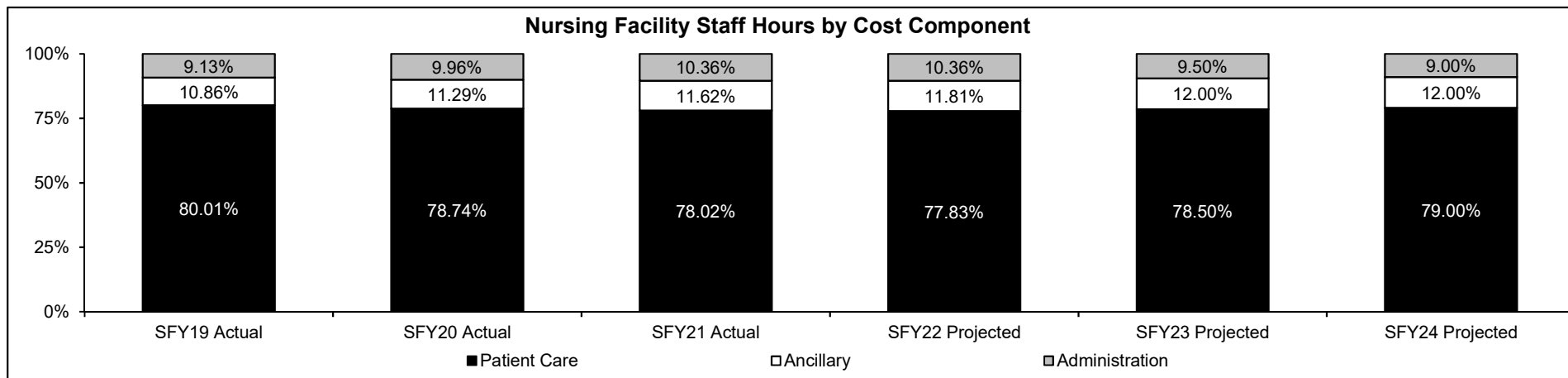
Department: Social Services
 Program Name: Nursing Facility

HB Section(s): 11.730

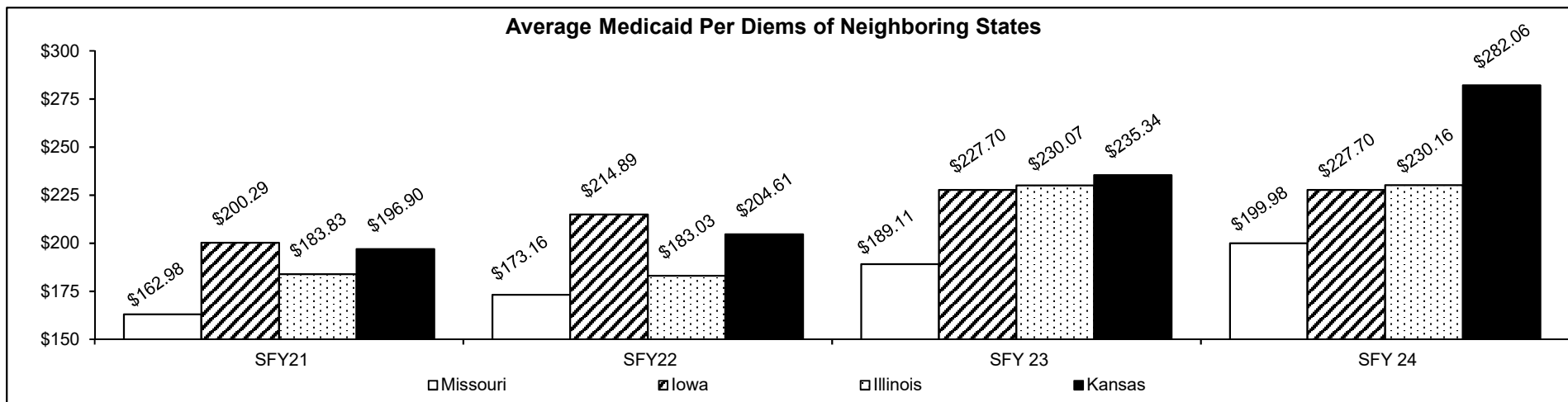
Program is found in the following core budget(s): Nursing Facility

2d. Provide a measure(s) of the program's efficiency.

The reimbursement under this program targets and encourages quality patient care through its reimbursement. The focus of the reimbursement on direct patient care is directly reflected here with approximately 78% of staff hours being spent on direct patient care, per the data from facility cost reports.



Note: SFY21 is the latest full year of cost reports completed. Future years will be updated as information is available.



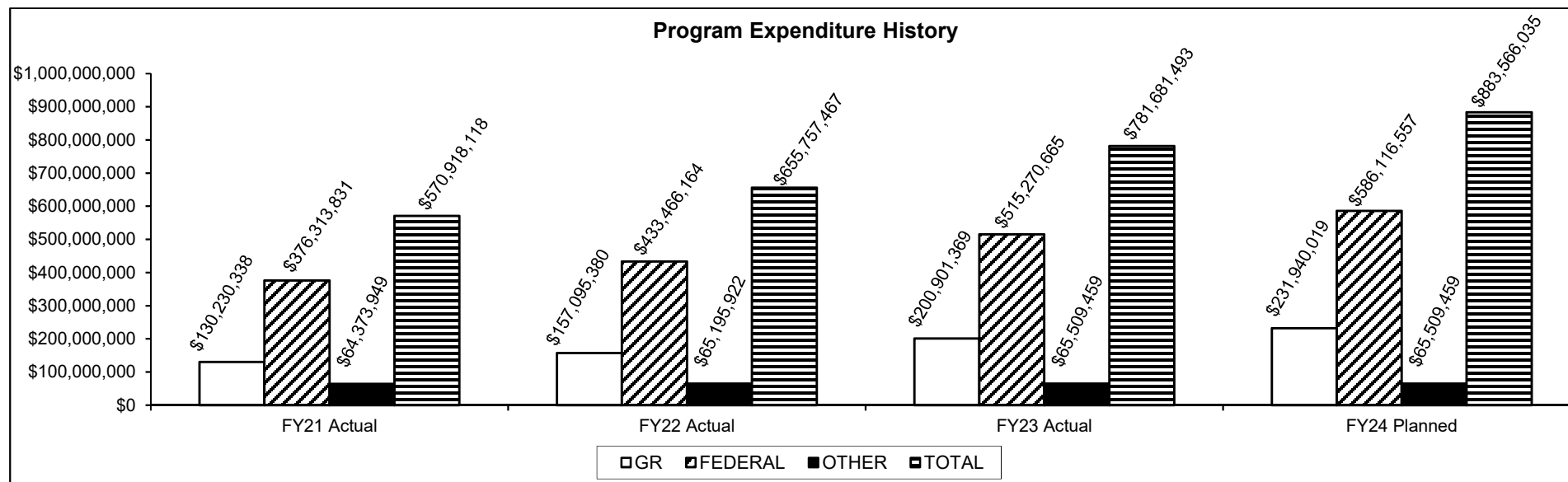
PROGRAM DESCRIPTION

Department: Social Services
 Program Name: Nursing Facility

HB Section(s): 11.730

Program is found in the following core budget(s): Nursing Facility

3. Provide actual expenditures for the prior three fiscal years and planned expenditures for the current fiscal year. (Note: Amounts do not include fringe benefit costs.)



Planned FY2024 expenditures are net of reverted.

4. What are the sources of the "Other " funds?

Uncompensated Care Fund (0108), Third Party Liability Collections Fund (0120)

5. What is the authorization for this program, i.e., federal or state statute, etc.? (Include the federal program number, if applicable.)

Federal Law: Social Security Act Section 1905(a)(4). Federal Reg: 42 CFR 440.40 and 440.210. State Statute: Sections 208.153, 208.159, 208.201, and 660.017, RSMo.

6. Are there federal matching requirements? If yes, please explain.

The FMAP (Federal Medical Assistance Percentage) fluctuates annually based on state and national economic and population data, but generally the state matching requirement is around 35% and the federal match is around 65%.

7. Is this a federally mandated program? If yes, please explain.

Yes, 42 CFR 440.40 and 440.210 mandate this program for participants over age 21.

Core – Home Health

CORE DECISION ITEM

Department: Social Services
 Division: MO HealthNet
 Core: Home Health

Budget Unit: 90564C
 HB Section: 11.730

1. CORE FINANCIAL SUMMARY

	FY 2025 Budget Request			
	GR	Federal	Other	Total
PS	0	0	0	0
EE	0	0	0	0
PSD	1,245,554	2,735,604	159,305	4,140,463
TRF	0	0	0	0
Total	1,245,554	2,735,604	159,305	4,140,463
FTE	0.00	0.00	0.00	0.00

	FY 2025 Governor's Recommendation			
	GR	Federal	Other	Total
PS	0	0	0	0
EE	0	0	0	0
PSD	0	0	0	0
TRF	0	0	0	0
Total	0	0	0	0
FTE	0.00	0.00	0.00	0.00

Est. Fringe	0	0	0	0
--------------------	---	---	---	---

Note: Fringes budgeted in House Bill 5 except for certain fringes budgeted directly to MoDOT, Highway Patrol, and Conservation.

Est. Fringe	0	0	0	0
--------------------	---	---	---	---

Note: Fringes budgeted in House Bill 5 except for certain fringes budgeted directly to MoDOT, Highway Patrol, and Conservation.

Other Funds: Health Initiatives Fund (HIF) (0275) - \$159,305

Other Funds:

2. CORE DESCRIPTION

This item funds payments for services provided through the Home Health program for the fee-for-service MO HealthNet population. This program is designed to help MO HealthNet participants remain in their home instead of seeking institutional care through the provision of clinical (or "skilled") medical services. Home Health services are also available through the MO HealthNet Managed Care health plans (see *program description in the Managed Care tab for more information*).

3. PROGRAM LISTING (list programs included in this core funding)

Home Health Services

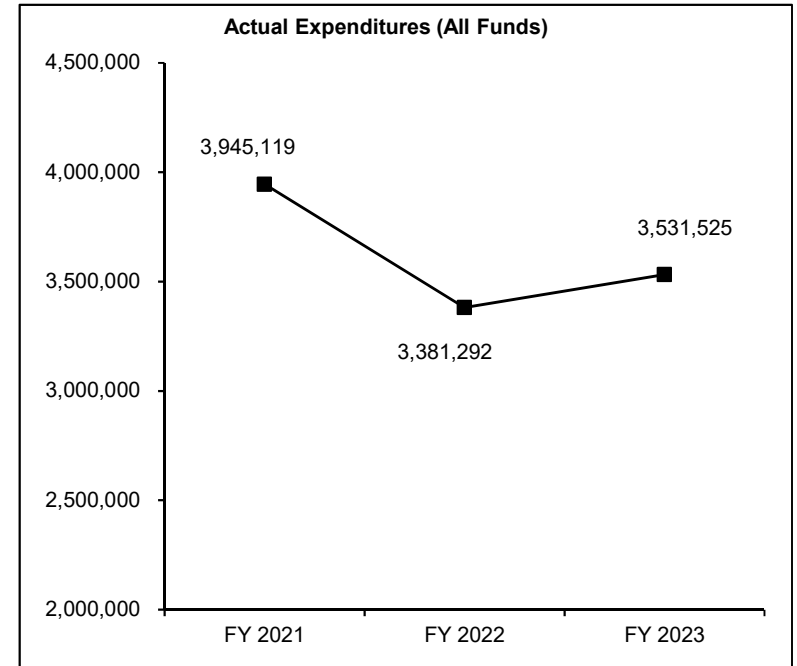
CORE DECISION ITEM

Department: Social Services
Division: MO HealthNet
Core: Home Health

Budget Unit: 90564C
HB Section: 11.730

4. FINANCIAL HISTORY

	FY 2021 Actual	FY 2022 Actual	FY 2023 Actual	FY 2024 Current Yr.
Appropriation (All Funds)	4,325,837	7,048,757	5,585,636	5,750,636
Less Reverted (All Funds)	0	0	0	0
Less Restricted (All Funds)	0	0	0	0
Budget Authority (All Funds)	4,325,837	7,048,757	5,585,636	5,750,636
Actual Expenditures (All Funds)	3,945,119	3,381,292	3,531,525	N/A
Unexpended (All Funds)	380,718	3,667,465	2,054,111	N/A
Unexpended, by Fund:				
General Revenue	45,634	247,113	591,194	N/A
Federal	269,254	3,420,352	1,462,917	N/A
Other	65,830	0	0	N/A
	(1)	(2)	(3)	(4)



*Current Year restricted amount is as of 9/01/2023.

Reverted includes statutory reserve amounts (when applicable).

Restricted includes Governor's expenditure restrictions which remained at the end of the fiscal year.

NOTES:

- (1)** FY21 - New Decision Items funded for FMAP Adjustment (\$21,898 GR), Asset Limit CTC (\$2,687 GR; \$5,020 Fed), Asset Limit Phase-In (\$669 GR; \$1,250 Fed).
- (2)** FY22 - New Decision Items funded for FMAP Adjustment (\$31,711 Fed), Asset Limit CTC (\$3,733 GR; \$7,251 Fed), Health Pilot Program (\$2,901,385 Fed).
- (3)** FY23 - New Decision Items funded for FMAP Adjustment (\$2,727 GR), Home Health Rate Increase (\$664,176 GR; \$1,286,300 Fed).
- (4)** FY24 - New Decision Item funded for FMAP Adjustment (\$6,287 Fed).

CORE RECONCILIATION DETAIL

**DEPARTMENT OF SOCIAL SERVICES
HOME HEALTH**

5. CORE RECONCILIATION DETAIL

		Budget Class	FTE	GR	Federal	Other	Total	Explanation
TAFP AFTER VETOES								
		PD	0.00	1,349,762	2,951,578	159,305	4,460,645	
		Total	0.00	1,349,762	2,951,578	159,305	4,460,645	
DEPARTMENT CORE ADJUSTMENTS								
Core Reduction	1109 1798	PD	0.00	0	(215,974)	0	(215,974)	Core reduction due to estimated lapse.
Core Reduction	1109 1797	PD	0.00	(104,208)	0	0	(104,208)	Core reduction due to estimated lapse.
	NET DEPARTMENT CHANGES		0.00	(104,208)	(215,974)	0	(320,182)	
DEPARTMENT CORE REQUEST								
		PD	0.00	1,245,554	2,735,604	159,305	4,140,463	
		Total	0.00	1,245,554	2,735,604	159,305	4,140,463	
GOVERNOR'S RECOMMENDED CORE								
		PD	0.00	1,245,554	2,735,604	159,305	4,140,463	
		Total	0.00	1,245,554	2,735,604	159,305	4,140,463	

DECISION ITEM SUMMARY

Budget Unit								
Decision Item	FY 2023	FY 2023	FY 2024	FY 2024	FY 2025	FY 2025	*****	*****
Budget Object Summary	ACTUAL	ACTUAL	BUDGET	BUDGET	DEPT REQ	DEPT REQ	SECURED	SECURED
Fund	DOLLAR	FTE	DOLLAR	FTE	DOLLAR	FTE	COLUMN	COLUMN
HOME HEALTH								
CORE								
PROGRAM-SPECIFIC								
GENERAL REVENUE	1,041,336	0.00	1,349,762	0.00	1,245,554	0.00	0	0.00
TITLE XIX-FEDERAL AND OTHER	2,330,884	0.00	2,951,578	0.00	2,735,604	0.00	0	0.00
HEALTH INITIATIVES	159,305	0.00	159,305	0.00	159,305	0.00	0	0.00
TOTAL - PD	3,531,525	0.00	4,460,645	0.00	4,140,463	0.00	0	0.00
TOTAL	3,531,525	0.00	4,460,645	0.00	4,140,463	0.00	0	0.00
GRAND TOTAL	\$3,531,525	0.00	\$4,460,645	0.00	\$4,140,463	0.00	\$0	0.00

FLEXIBILITY REQUEST FORM

BUDGET UNIT NUMBER: 90564C BUDGET UNIT NAME: Home Health HOUSE BILL SECTION: 11.730	DEPARTMENT: Social Services DIVISION: MO HealthNet
--	---

1. Provide the amount by fund of personal service flexibility and the amount by fund of expense and equipment flexibility you are requesting in dollar and percentage terms and explain why the flexibility is needed. If flexibility is being requested among divisions, provide the amount by fund of flexibility you are requesting in dollar and percentage terms and explain why the flexibility is needed.

Department Request

10% flexibility is requested between sections 11.700 (Pharmacy and Clawback), 11.715 (Physician Related Prof), 11.716 (PACE), 11.720 (Dental), 11.725 (Premium Payments), 11.730 (Nursing Facilities and Home Health), 11.745 (Rehab Specialty Services and NEMT), 11.755 (Complex Rehab), 11.760 (Managed Care), 11.765 (MC Specialty Plan), 11.770 (Hospital Care), 11.795 (Health Homes), 11.810 (CHIP), 11.815 (SMHB), 11.825 (Blind).

2. Estimate how much flexibility will be used for the budget year. How much flexibility was used in the Prior Year Budget and the Current Year Budget? Please specify the amount.

PRIOR YEAR ACTUAL AMOUNT OF FLEXIBILITY USED	CURRENT YEAR ESTIMATED AMOUNT OF FLEXIBILITY THAT WILL BE USED	BUDGET REQUEST ESTIMATED AMOUNT OF FLEXIBILITY THAT WILL BE USED
\$165,000	DSS will flex up to 10% between sections.	Up to 10% flexibility will be used.

3. Please explain how flexibility was used in the prior and/or current years.

PRIOR YEAR EXPLAIN ACTUAL USE	CURRENT YEAR EXPLAIN PLANNED USE
To allow for payments in Show-Me Healthy Babies.	Flexibility allows for MHD to move authority between program sections to ensure bi-monthly payroll obligations are met and services continue to be provided without disruption or delay. Flex allows MHD to shift authority to sections where there is need.

DECISION ITEM DETAIL

Budget Unit	FY 2023	FY 2023	FY 2024	FY 2024	FY 2025	FY 2025	*****	*****
Decision Item	ACTUAL	ACTUAL	BUDGET	BUDGET	DEPT REQ	DEPT REQ	SECURED	SECURED
Budget Object Class	DOLLAR	FTE	DOLLAR	FTE	DOLLAR	FTE	COLUMN	COLUMN
HOME HEALTH								
CORE								
PROGRAM DISTRIBUTIONS	3,531,525	0.00	4,460,645	0.00	4,140,463	0.00	0	0.00
TOTAL - PD	3,531,525	0.00	4,460,645	0.00	4,140,463	0.00	0	0.00
GRAND TOTAL	\$3,531,525	0.00	\$4,460,645	0.00	\$4,140,463	0.00	\$0	0.00
GENERAL REVENUE	\$1,041,336	0.00	\$1,349,762	0.00	\$1,245,554	0.00		0.00
FEDERAL FUNDS	\$2,330,884	0.00	\$2,951,578	0.00	\$2,735,604	0.00		0.00
OTHER FUNDS	\$159,305	0.00	\$159,305	0.00	\$159,305	0.00		0.00

PROGRAM DESCRIPTION

Department: Social Services
Program Name: Home Health

HB Section(s): 11.730

Program is found in the following core budget(s): Home Health

1a. What strategic priority does this program address?

Access to in-home services and reduce cost of care.

1b. What does this program do?

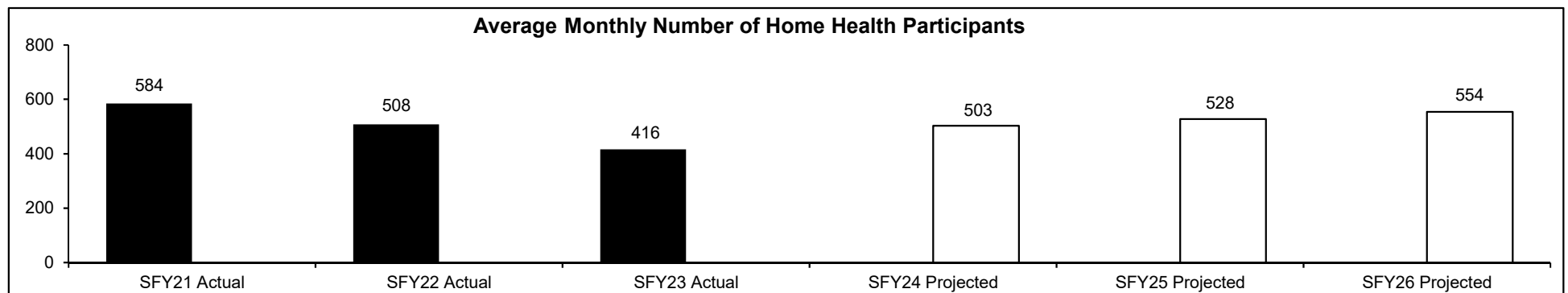
Home health services are medically-oriented treatments or intermittent supervision for individuals with an acute illness which can be therapeutically managed at home. Home health care follows a written plan of treatment reviewed every 60 days by an authorized ordering practitioner. Home health services include skilled nursing, home health aide, medical supplies, and physical, occupational and speech therapies. Only participants who are eligible under aid categories for the adult expansion group, children, pregnant women, or blind individuals are eligible for physical, occupational and speech therapies provided through home health. Therapy is limited and must be reasonable and necessary for restoration to an optimal level of functioning following an injury or illness.

Rate History

- 7/1/22: ~57.5% rate increase to a cap rate of \$125.19.
- 7/1/19: ~1.5% rate increase to a cap rate of \$79.49.
- 7/1/18: ~1.5% rate increase to a cap rate of \$78.32.
- 7/1/17: 3% rate decrease to a cap rate of \$77.16.
- 7/1/16: ~2% rate increase to a cap rate of \$79.47
- 1/1/16: 1% rate increase funded with Tax Amnesty Fund to a cap rate of \$77.90

2a. Provide an activity measure(s) for the program.

The number of participants accessing the Home Health program is correlated to provider enrollment. The trend since SFY21 shows a decrease in participants accessing this service due to the decrease in the number of enrolled providers. It is the goal of the State to retain current providers and increase provider enrollment, so that more participants may access Home Health services.



PROGRAM DESCRIPTION

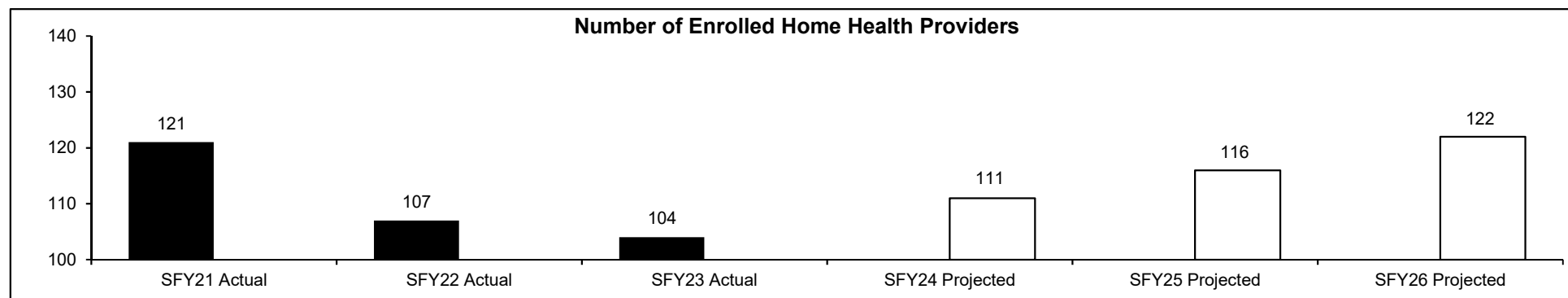
Department: Social Services
Program Name: Home Health

HB Section(s): 11.730

Program is found in the following core budget(s): Home Health

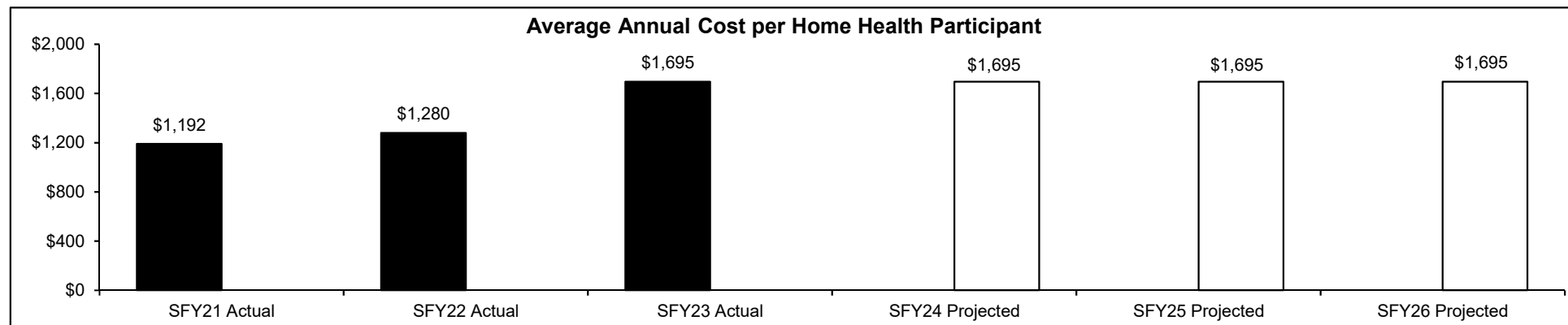
2b. Provide a measure(s) of the program's quality.

The number of enrolled providers is correlated to participant access to services, choices participants have in their service providers, and healthcare options. Providers may be influenced to enroll or continue as a MHD provider by factors such as a reasonable fee schedule, clear and easy to understand policies and forms, and having provider support in place. The trend since SFY21 shows a decrease in enrolled providers. Currently, the Home Health industry reports that they are facing financial hardship due to new federal requirements and funding cuts, not related to state mandates or reimbursement. It is the goal of the State to retain current providers and increase provider enrollment.



2c. Provide a measure(s) of the program's impact.

Based on program activity and participants served, the graph below shows that, in SFY23, the program's average cost was \$1,695 per participant.



PROGRAM DESCRIPTION

Department: Social Services

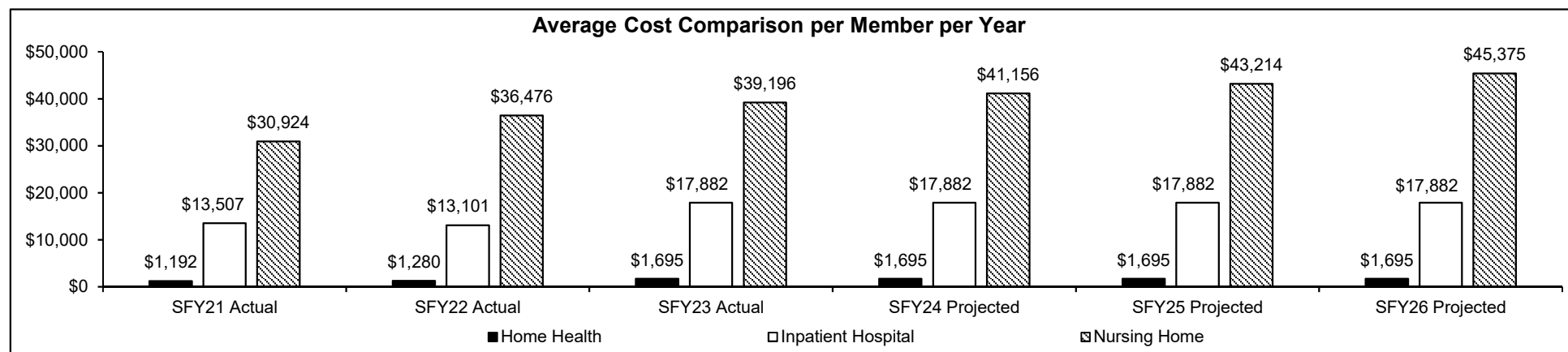
HB Section(s): 11.730

Program Name: Home Health

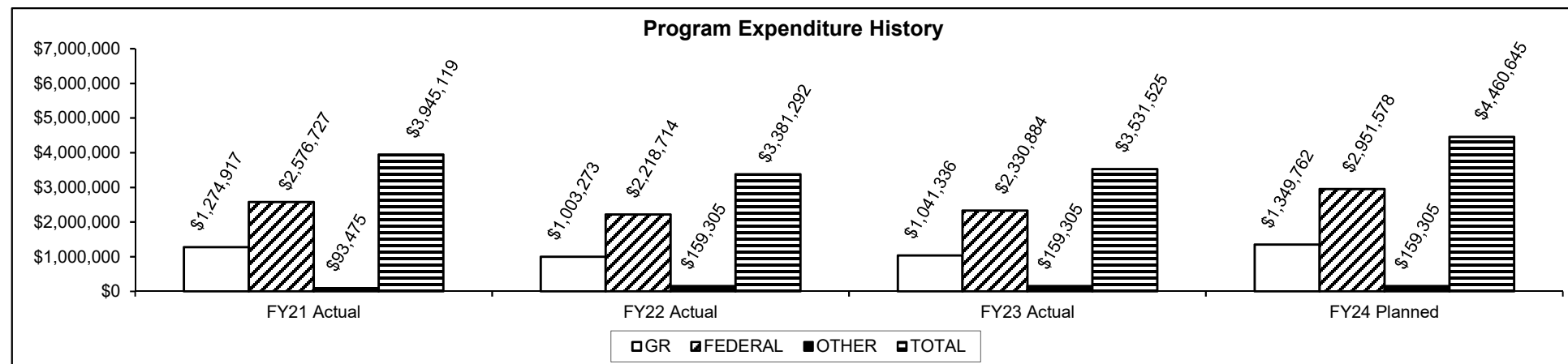
Program is found in the following core budget(s): Home Health

2d. Provide a measure(s) of the program's efficiency.

If a participant is able to manage acute illness successfully in the home with Home Health services, the cost of Inpatient Hospital and/or Nursing Home services will be averted.



3. Provide actual expenditures for the prior three fiscal years and planned expenditures for the current fiscal year. (Note: Amounts do not include fringe benefit costs.)



PROGRAM DESCRIPTION

Department: Social Services

HB Section(s): 11.730

Program Name: Home Health

Program is found in the following core budget(s): Home Health

4. What are the sources of the "Other " funds?

Health Initiatives Fund (0275)

5. What is the authorization for this program, i.e., federal or state statute, etc.? (Include the federal program number, if applicable.)

State statute: Section 208.152 RSMo.

Federal Regulations: 42 CFR 440.70 and 440.210.

Social Security Act Sections: 1905(a)(7).

6. Are there federal matching requirements? If yes, please explain.

The FMAP (Federal Medical Assistance Percentage) fluctuates annually based on state and national economic and population data, but generally the state matching requirement is around 35% and the federal match is around 65%.

7. Is this a federally mandated program? If yes, please explain.

Home Health is a mandatory Medicaid program.

**Core – Nursing Facility
Reimbursement
Allowance (NFRA)**

CORE DECISION ITEM

Department: Social Services
Division: MO HealthNet
Core: Nursing Facilities Reimbursement Allowance (NFRA) Payments

Budget Unit: 90567C
HB Section: 11.735

1. CORE FINANCIAL SUMMARY

	FY 2025 Budget Request			
	GR	Federal	Other	Total
PS	0	0	0	0
EE	0	0	0	0
PSD	0	0	372,982,362	372,982,362
TRF	0	0	0	0
Total	0	0	372,982,362	372,982,362
FTE	0.00	0.00	0.00	0.00

	FY 2025 Governor's Recommendation			
	GR	Federal	Other	Total
PS	0	0	0	0
EE	0	0	0	0
PSD	0	0	0	0
TRF	0	0	0	0
Total	0	0	0	0
FTE	0.00	0.00	0.00	0.00

Est. Fringe	0	0	0	0
--------------------	---	---	---	---

Note: Fringes budgeted in House Bill 5 except for certain fringes budgeted directly to MoDOT, Highway Patrol, and Conservation.

Est. Fringe	0	0	0	0
--------------------	---	---	---	---

Note: Fringes budgeted in House Bill 5 except for certain fringes budgeted directly to MoDOT, Highway Patrol, and Conservation.

Other Funds:
 Nursing Facility Reimb Allowance Fund (NFRA) (0196) - \$372,982,362

Other Funds:

2. CORE DESCRIPTION

This core request is for ongoing funding of payments for nursing facility services provided to MO HealthNet participants. This item funds the portion of the per diem rate paid to nursing facilities that is funded through the Nursing Facility Reimbursement Allowance (NFRA). Funds from this core are used to provide enhanced payment rates for improving the quality of patient care using the NFRA under Title XIX of the Social Security Act as a General Revenue equivalent.

3. PROGRAM LISTING (list programs included in this core funding)

Nursing Facilities Reimbursement Allowance (NFRA) Program

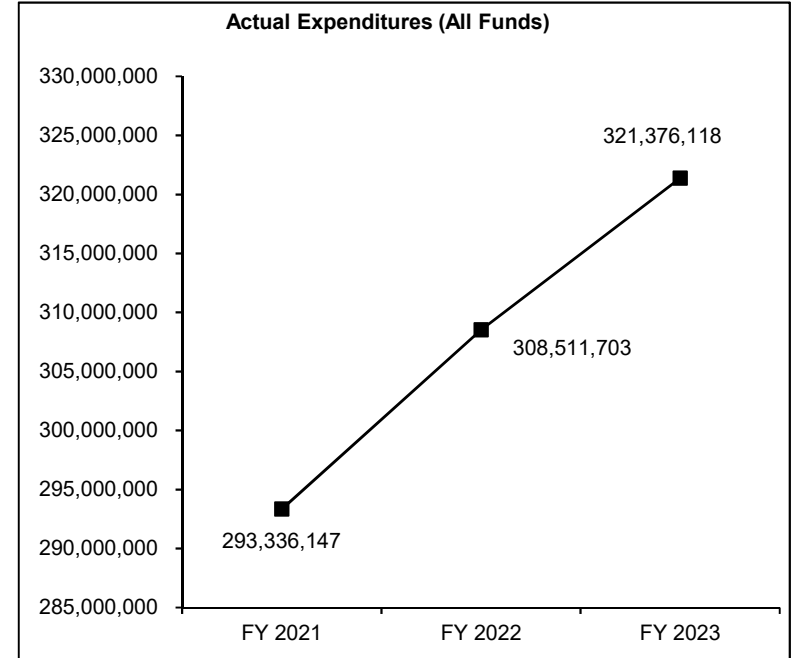
CORE DECISION ITEM

Department: Social Services
Division: MO HealthNet
Core: Nursing Facilities Reimbursement Allowance (NFRA) Payments

Budget Unit: 90567C
HB Section: 11.735

4. FINANCIAL HISTORY

	FY 2021 Actual	FY 2022 Actual	FY 2023 Actual	FY 2024 Current Yr.
Appropriation (All Funds)	364,882,362	364,882,362	364,882,362	372,982,362
Less Reverted (All Funds)	0	0	0	0
Less Restricted (All Funds)	0	0	0	0
Budget Authority (All Funds)	364,882,362	364,882,362	364,882,362	372,982,362
Actual Expenditures (All Funds)	293,336,147	308,511,703	321,376,118	N/A
Unexpended (All Funds)	71,546,215	56,370,659	43,506,244	N/A
Unexpended, by Fund:				
General Revenue	0	0	0	N/A
Federal	0	0	0	N/A
Other	71,546,215	56,370,659	43,506,244	N/A
	(1)			(2)



*Current Year restricted amount is as of 9/01/2023.

Reverted includes statutory reserve amounts (when applicable).

Restricted includes Governor's expenditure restrictions which remained at the end of the fiscal year.

NOTES:

(1) FY21 - New Decision item funded for Cost to Continue (\$13,433,597).

(2) FY24 - New Decision item funded for NF Rate Increase (\$8,100,000).

CORE RECONCILIATION DETAIL

**DEPARTMENT OF SOCIAL SERVICES
NURSING FACILITY FED REIMB AL**

5. CORE RECONCILIATION DETAIL

	Budget Class	FTE	GR	Federal	Other	Total	Explanation
TAFP AFTER VETOES	PD	0.00	0	0	372,982,362	372,982,362	
	Total	0.00	0	0	372,982,362	372,982,362	
DEPARTMENT CORE REQUEST	PD	0.00	0	0	372,982,362	372,982,362	
	Total	0.00	0	0	372,982,362	372,982,362	
GOVERNOR'S RECOMMENDED CORE	PD	0.00	0	0	372,982,362	372,982,362	
	Total	0.00	0	0	372,982,362	372,982,362	

DECISION ITEM SUMMARY

Budget Unit									
Decision Item	FY 2023	FY 2023	FY 2024	FY 2024	FY 2025	FY 2025	*****	*****	
Budget Object Summary	ACTUAL	ACTUAL	BUDGET	BUDGET	DEPT REQ	DEPT REQ	SECURED	SECURED	
Fund	DOLLAR	FTE	DOLLAR	FTE	DOLLAR	FTE	COLUMN	COLUMN	
NURSING FACILITY FED REIMB AL									
CORE									
PROGRAM-SPECIFIC									
NURSING FACILITY FED REIM ALLW	321,376,118	0.00	372,982,362	0.00	372,982,362	0.00	0	0.00	
TOTAL - PD	321,376,118	0.00	372,982,362	0.00	372,982,362	0.00	0	0.00	
TOTAL	321,376,118	0.00	372,982,362	0.00	372,982,362	0.00	0	0.00	
GRAND TOTAL	\$321,376,118	0.00	\$372,982,362	0.00	\$372,982,362	0.00	\$0	0.00	

DECISION ITEM DETAIL

Budget Unit	FY 2023	FY 2023	FY 2024	FY 2024	FY 2025	FY 2025	*****	*****
Decision Item	ACTUAL	ACTUAL	BUDGET	BUDGET	DEPT REQ	DEPT REQ	SECURED	SECURED
Budget Object Class	DOLLAR	FTE	DOLLAR	FTE	DOLLAR	FTE	COLUMN	COLUMN
NURSING FACILITY FED REIMB AL								
CORE								
PROGRAM DISTRIBUTIONS	321,376,118	0.00	372,982,362	0.00	372,982,362	0.00	0	0.00
TOTAL - PD	321,376,118	0.00	372,982,362	0.00	372,982,362	0.00	0	0.00
GRAND TOTAL	\$321,376,118	0.00	\$372,982,362	0.00	\$372,982,362	0.00	\$0	0.00
GENERAL REVENUE	\$0	0.00	\$0	0.00	\$0	0.00		0.00
FEDERAL FUNDS	\$0	0.00	\$0	0.00	\$0	0.00		0.00
OTHER FUNDS	\$321,376,118	0.00	\$372,982,362	0.00	\$372,982,362	0.00		0.00

PROGRAM DESCRIPTION

Department: Social Services

HB Section(s): 11.735

Program Name: Nursing Facility Reimbursement Allowance (NFRA) Payments

Program is found in the following core budget(s): Nursing Facility Reimbursement Allowance (NFRA)

1a. What strategic priority does this program address?

Enhanced reimbursement to nursing facilities caring for MO HealthNet participants

1b. What does this program do?

The Nursing Facility Reimbursement Allowance (NFRA) program assesses nursing facilities a fee for the privilege of doing business in the state of Missouri. The assessment is a general revenue equivalent, and when used to make valid Medicaid payments, earns federal Medicaid matching funds. The assessment collected from the nursing facilities and the federal earnings fund is used to provide enhanced payment rates for the nursing facility program. The NFRA program was implemented in SFY 1995 as part of a total restructuring of reimbursement for nursing facilities and are used to provide enhanced reimbursement rates that target quality patient care. *For additional details on the nursing facility reimbursement methodology, see the program description in the Nursing Facilities tab.*

The NFRA program has been reauthorized through September 30, 2024.

The NFRA is assessed to all nursing facilities on a per patient day basis (i.e., the number of days that licensed nursing facility beds are occupied by patients). The current NFRA rate per day is multiplied by the annualized level of patient days to determine the annual assessment owed by a nursing facility which MHD collects on a monthly basis throughout the year. MHD recalculates the assessment at the beginning of each state fiscal year using updated patient days and an updated NFRA rate, if applicable. The patient days are updated each state fiscal year using the Quarterly Certification of Need (CON) Survey from the Department of Health and Senior Services.

SFY	Assessment Rate
2019-2024	\$12.93
2016-2018	\$13.40
2013-2015	\$12.11
2012	\$11.70
2011	\$9.27
2010	\$9.07

This program is exempt from performance measures as it is an accounting mechanism.

PROGRAM DESCRIPTION

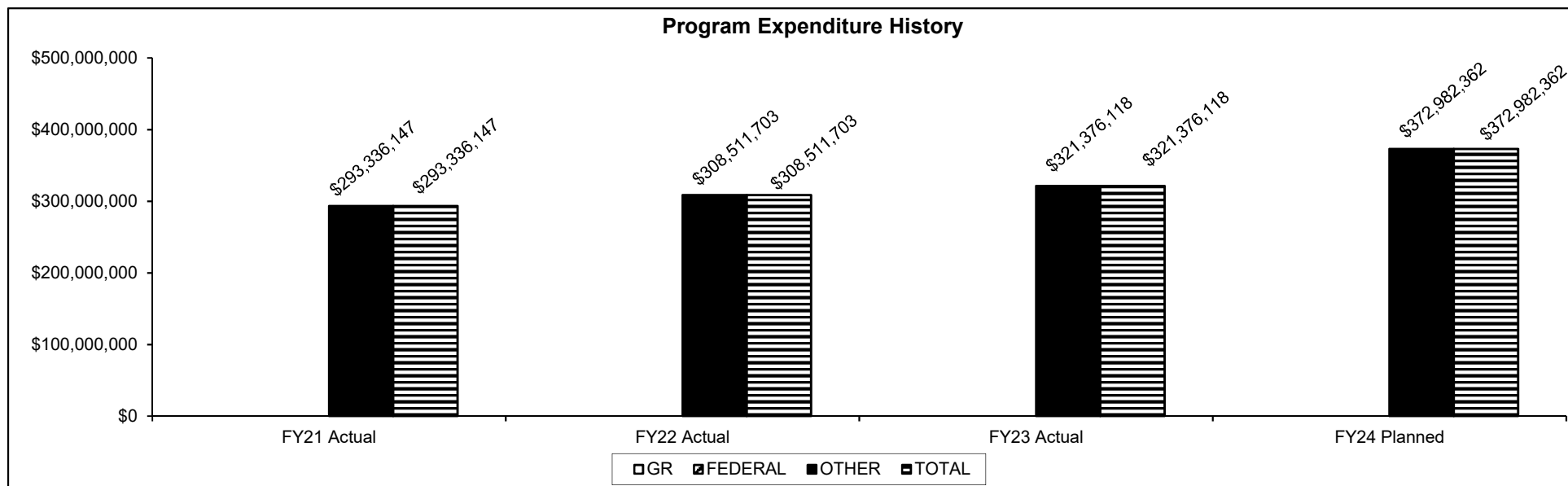
Department: Social Services

HB Section(s): 11.735

Program Name: Nursing Facility Reimbursement Allowance (NFRA) Payments

Program is found in the following core budget(s): Nursing Facility Reimbursement Allowance (NFRA)

3. Provide actual expenditures for the prior three fiscal years and planned expenditures for the current fiscal year. (Note: Amounts do not include fringe benefit costs.)



4. What are the sources of the "Other " funds?

Nursing Facility Reimbursement Allowance Fund (0196)

5. What is the authorization for this program, i.e., federal or state statute, etc.? (Include the federal program number, if applicable.)

Federal Law: Social Security Act, Section 1903(w). Federal Reg: 42 CFR 433, Subpart B. State Statute: Section 198.401, RSMo.

6. Are there federal matching requirements? If yes, please explain.

The FMAP (Federal Medical Assistance Percentage) fluctuates annually based on state and national economic and population data, but generally the state matching requirement is around 35% and the federal match is around 65%.

7. Is this a federally mandated program? If yes, please explain.

No.

Core – Long Term Support Payment

CORE DECISION ITEM

Department: Social Services
 Division: MO HealthNet
 Core: Long Term Support Payments

Budget Unit: 90548C
 HB Section: 11.740

1. CORE FINANCIAL SUMMARY

	FY 2025 Budget Request			
	GR	Federal	Other	Total
PS	0	0	0	0
EE	0	0	0	0
PSD	0	7,228,054	3,722,714	10,950,768
TRF	0	0	0	0
Total	0	7,228,054	3,722,714	10,950,768
FTE	0.00	0.00	0.00	0.00

	FY 2025 Governor's Recommendation			
	GR	Federal	Other	Total
PS	0	0	0	0
EE	0	0	0	0
PSD	0	0	0	0
TRF	0	0	0	0
Total	0	0	0	0
FTE	0.00	0.00	0.00	0.00

Est. Fringe	0	0	0	0
--------------------	---	---	---	---

Note: Fringes budgeted in House Bill 5 except for certain fringes budgeted directly to MoDOT, Highway Patrol, and Conservation.

Est. Fringe	0	0	0	0
--------------------	---	---	---	---

Note: Fringes budgeted in House Bill 5 except for certain fringes budgeted directly to MoDOT, Highway Patrol, and Conservation.

Other Funds: Long Term Support UPL (0724) - \$3,722,714

Other Funds:

2. CORE DESCRIPTION

This program provides a supplemental payment to qualifying public nursing facilities for their unreimbursed cost, subject to the upper payment limit.

3. PROGRAM LISTING (list programs included in this core funding)

Long Term Support Payments

CORE DECISION ITEM

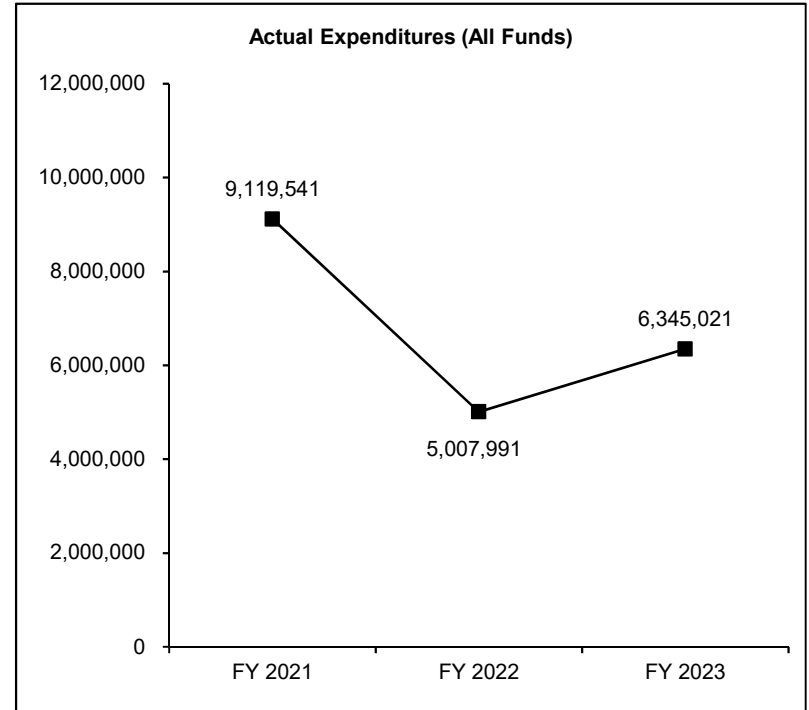
Department: Social Services
Division: MO HealthNet
Core: Long Term Support Payments

Budget Unit: 90548C

HB Section: 11.740

4. FINANCIAL HISTORY

	FY 2021 Actual	FY 2022 Actual	FY 2023 Actual	FY 2024 Current Yr.
Appropriation (All Funds)	10,950,768	10,950,768	10,950,768	10,950,768
Less Reverted (All Funds)	0	0	0	0
Less Restricted (All Funds)	0	0	0	0
Budget Authority (All Funds)	10,950,768	10,950,768	10,950,768	10,950,768
Actual Expenditures (All Funds)	9,119,541	5,007,991	6,345,021	N/A
Unexpended (All Funds)	1,831,227	5,942,777	4,605,747	N/A
Unexpended, by Fund:				
General Revenue	0	0	0	N/A
Federal	1,195,411	3,859,087	4,175,658	N/A
Other	635,816	2,083,690	2,169,363	N/A
			(1)	(2)



*Current Year restricted amount is as of 9/01/2023.

Reverted includes statutory reserve amounts (when applicable).

Restricted includes Governor's expenditure restrictions which remained at the end of the fiscal year.

NOTES:

(1) FY23 - New Decision Item funded for FMAP Adjustment (\$39,368 Fed)

(2) FY24 - New Decision Item funded for FMAP Adjustment (\$6,296 Fed)

CORE RECONCILIATION DETAIL

**DEPARTMENT OF SOCIAL SERVICES
LONG TERM SUPPORT PAYMENTS**

5. CORE RECONCILIATION DETAIL

	Budget Class	FTE	GR	Federal	Other	Total	Explanation
TAFP AFTER VETOES							
	PD	0.00	0	7,228,054	3,722,714	10,950,768	
	Total	0.00	0	7,228,054	3,722,714	10,950,768	
DEPARTMENT CORE REQUEST							
	PD	0.00	0	7,228,054	3,722,714	10,950,768	
	Total	0.00	0	7,228,054	3,722,714	10,950,768	
GOVERNOR'S RECOMMENDED CORE							
	PD	0.00	0	7,228,054	3,722,714	10,950,768	
	Total	0.00	0	7,228,054	3,722,714	10,950,768	

DECISION ITEM SUMMARY

Budget Unit									
Decision Item	FY 2023	FY 2023	FY 2024	FY 2024	FY 2025	FY 2025	*****	*****	
Budget Object Summary	ACTUAL	ACTUAL	BUDGET	BUDGET	DEPT REQ	DEPT REQ	SECURED	SECURED	
Fund	DOLLAR	FTE	DOLLAR	FTE	DOLLAR	FTE	COLUMN	COLUMN	
LONG TERM SUPPORT PAYMENTS									
CORE									
PROGRAM-SPECIFIC									
TITLE XIX-FEDERAL AND OTHER	4,175,658	0.00	7,228,054	0.00	7,228,054	0.00	0	0.00	
LONG-TERM SUPPORT UPL	2,169,363	0.00	3,722,714	0.00	3,722,714	0.00	0	0.00	
TOTAL - PD	6,345,021	0.00	10,950,768	0.00	10,950,768	0.00	0	0.00	
TOTAL	6,345,021	0.00	10,950,768	0.00	10,950,768	0.00	0	0.00	
GRAND TOTAL	\$6,345,021	0.00	\$10,950,768	0.00	\$10,950,768	0.00	\$0	0.00	

DECISION ITEM DETAIL

Budget Unit	FY 2023	FY 2023	FY 2024	FY 2024	FY 2025	FY 2025	*****	*****
Decision Item	ACTUAL	ACTUAL	BUDGET	BUDGET	DEPT REQ	DEPT REQ	SECURED	SECURED
Budget Object Class	DOLLAR	FTE	DOLLAR	FTE	DOLLAR	FTE	COLUMN	COLUMN
LONG TERM SUPPORT PAYMENTS								
CORE								
PROGRAM DISTRIBUTIONS	6,345,021	0.00	10,950,768	0.00	10,950,768	0.00	0	0.00
TOTAL - PD	6,345,021	0.00	10,950,768	0.00	10,950,768	0.00	0	0.00
GRAND TOTAL	\$6,345,021	0.00	\$10,950,768	0.00	\$10,950,768	0.00	\$0	0.00
GENERAL REVENUE	\$0	0.00	\$0	0.00	\$0	0.00		0.00
FEDERAL FUNDS	\$4,175,658	0.00	\$7,228,054	0.00	\$7,228,054	0.00		0.00
OTHER FUNDS	\$2,169,363	0.00	\$3,722,714	0.00	\$3,722,714	0.00		0.00

PROGRAM DESCRIPTION

Department: Social Services

HB Section(s): 11.740

Program Name: Long Term Support Payments

Program is found in the following core budget(s): Long Term Support Payments

1a. What strategic priority does this program address?

Provide additional reimbursement to qualifying public nursing facilities

1b. What does this program do?

This program provides additional reimbursement to qualifying public nursing facilities for their unreimbursed cost, subject to the upper payment limit (UPL). State Medicaid programs cannot pay nursing facilities more than what Medicare would have paid (i.e., Medicare UPL) in the aggregate for the different ownership/operating categories of nursing facilities (i.e., state government, non-state government and private).

Annual payments are made to the following qualifying public nursing facilities through an approved state plan amendment:

- University Health Lakewood Care Center (formerly known as Truman Medical Center - Lakewood)
- Pemiscot Memorial Hospital

An intergovernmental transfer (IGT) process is used to fund the non-federal share of the payment. The qualifying facilities use the IGT process to transfer the non-federal share of payments to the state prior to the state making the payments. The state pays out the total claimable amount, including both the state and federal share. The state demonstrates that the non-federal share of the payments is transferred to, and is under the administrative control of, the MO HealthNet Division before the total computable payment is made to the qualifying public nursing facilities.

This program is exempt from performance measures as it is an intergovernmental transfer.

PROGRAM DESCRIPTION

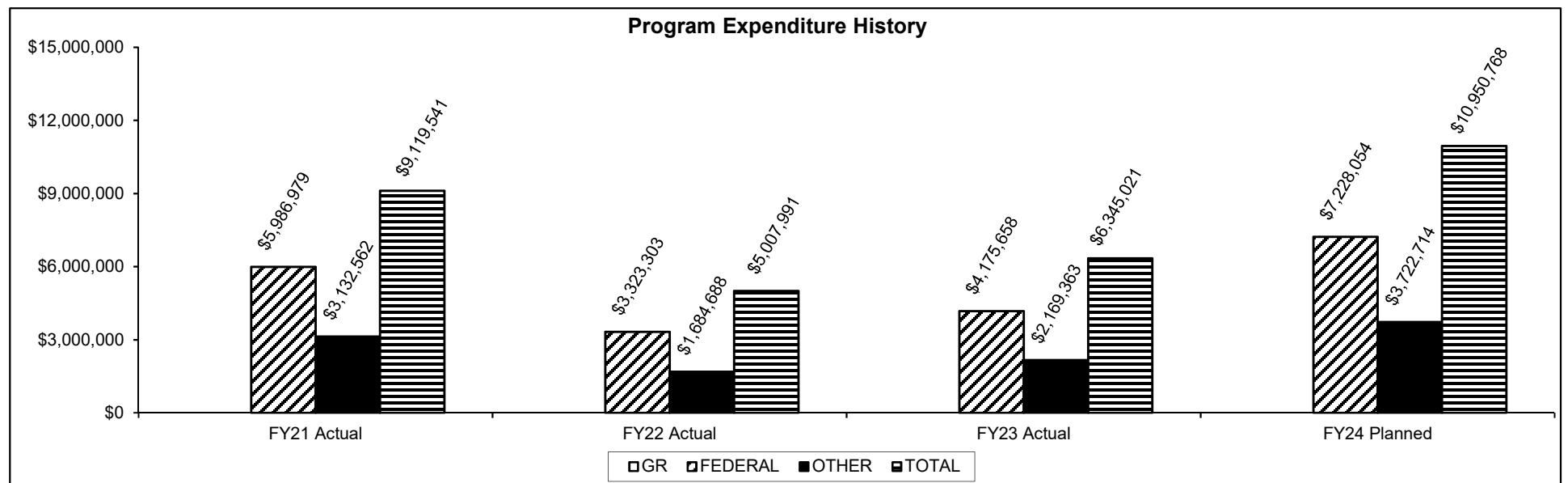
Department: Social Services

HB Section(s): 11.740

Program Name: Long Term Support Payments

Program is found in the following core budget(s): Long Term Support Payments

3. Provide actual expenditures for the prior three fiscal years and planned expenditures for the current fiscal year. (Note: Amounts do not include fringe benefit costs.)



4. What are the sources of the "Other " funds?

Long Term Support UPL Fund (0724)

5. What is the authorization for this program, i.e., federal or state statute, etc.? (Include the federal program number, if applicable.)

Federal Reg: 42 CFR 447.272. State Statute: Section 208.201, RSMo.

6. Are there federal matching requirements? If yes, please explain.

The FMAP (Federal Medical Assistance Percentage) fluctuates annually based on state and national economic and population data, but generally the state matching requirement is around 35% and the federal match is around 65%.

7. Is this a federally mandated program? If yes, please explain.

No.

**Core – Rehab &
Specialty Services**

CORE DECISION ITEM

Department: Social Services
Division: MO HealthNet
Core: Rehab and Specialty Services

Budget Unit: 90550C
HB Section: 11.745

1. CORE FINANCIAL SUMMARY

	FY 2025 Budget Request					FY 2025 Governor's Recommendation			
	GR	Federal	Other	Total		GR	Federal	Other	Total
PS	0	0	0	0	PS	0	0	0	0
EE	0	0	0	0	EE	0	0	0	0
PSD	105,841,754	172,787,694	27,075,641	305,705,089	PSD	0	0	0	0
TRF	0	0	0	0	TRF	0	0	0	0
Total	105,841,754	172,787,694	27,075,641	305,705,089	Total	0	0	0	0
FTE	0.00	0.00	0.00	0.00	FTE	0.00	0.00	0.00	0.00

Est. Fringe	0	0	0	0
--------------------	---	---	---	---

Note: Fringes budgeted in House Bill 5 except for certain fringes budgeted directly to MoDOT, Highway Patrol, and Conservation.

Est. Fringe	0	0	0	0
--------------------	---	---	---	---

Note: Fringes budgeted in House Bill 5 except for certain fringes budgeted directly to MoDOT, Highway Patrol, and Conservation.

Other Funds:
 Health Initiatives Fund (HIF) (0275) - \$194,881
 Nursing Facility Reimbursement Allowance (NFRA) (0196) - \$1,414,043
 Ambulance Service Reimbursement Allowance (0958) - \$25,466,717

Other Funds:

2. CORE DESCRIPTION

This item funds rehabilitation and specialty services for the fee-for-service MO HealthNet population. The services funded from this core include: audiology/hearing aid; optical; durable medical equipment (DME); ambulance; physical therapy, occupational therapy, speech therapy, and adaptive training for prosthetic/orthotic devices performed in a rehabilitation center; hospice; comprehensive day rehabilitation for individuals with traumatic brain injuries; and children's residential treatment. Rehabilitation and specialty services are also available through the MO HealthNet Managed Care health plans (*see program description in the Managed Care tab for more information*).

3. PROGRAM LISTING (list programs included in this core funding)

Rehabilitation and Specialty Services

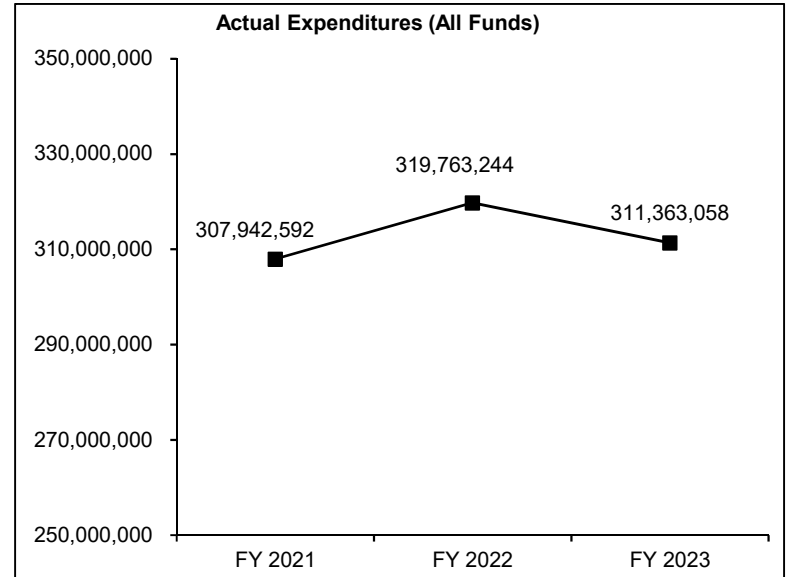
CORE DECISION ITEM

Department: Social Services
Division: MO HealthNet
Core: Rehab and Specialty Services

Budget Unit: 90550C
HB Section: 11.745

4. FINANCIAL HISTORY

	FY 2021 Actual	FY 2022 Actual	FY 2023 Actual	FY 2024 Current Yr.
Appropriation (All Funds)	319,724,419	347,850,730	325,600,257	374,197,434
Less Reverted (All Funds)	(14,900)	0	0	0
Less Restricted (All Funds)	0	0	0	0
Budget Authority (All Funds)	<u>319,709,519</u>	<u>347,850,730</u>	<u>325,600,257</u>	<u>374,197,434</u>
Actual Expenditures (All Funds)	<u>307,942,592</u>	<u>319,763,244</u>	<u>311,363,058</u>	N/A
Unexpended (All Funds)	<u>11,766,927</u>	<u>28,087,486</u>	<u>14,237,199</u>	N/A
Unexpended, by Fund:				
General Revenue	2,222,042	12,542,640	2,546,991	N/A
Federal	2,593,720	2,672,464	3,350,400	N/A
Other	6,951,165	12,872,383	8,339,807	N/A
	(1)	(2)	(3)	(4)



*Current Year restricted amount is as of 9/01/2023.

Reverted includes statutory reserve amounts (when applicable).

Restricted includes Governor's expenditure restrictions which remained at the end of the fiscal year.

NOTES:

(1) FY21 - New Decision Items funded for FMAP Adjustment (\$11,436,479 FED), Cost to Continue (\$6,443,013 GR), Asset Limit CTC (\$367,712 GR; \$879,325 FED; \$103,008 OTH), Asset Limit Phase-In (\$83,317 GR; \$218,911 FED; \$33,872 OTH), Ground Ambulance Base Rate Increase (\$1,691,518 FED; \$1,131,012 OTH). \$9,900,000 GR was flexed in to cover program expenditures.

(2) FY22 - New Decision Items funded for FMAP Adjustment (\$22,065,595 FED), Cost of Continue (\$14,507,433 GR), Hospice Rate Increase (\$2,470,685 GR; \$4,798,173 FED), Asset Limit CTC (\$151,151 GR; \$378,507 FED), Air Ambulance Rate Increase (\$1,161,468 GR; \$1,897,442 FED), EMS COVID Vaccine Rollout (\$5,000,000 FED). Supplemental funded for \$31,054,279. \$12,022,865 was flexed in and \$12,341,000 was used as flex to cover other program expenditures. \$5,000,000 of SEMA Federal Stimulus Fund (2335) was held in agency reserve.

(3) FY23 - New Decision Items were funded for Nursing Facility Rate Rebase (\$5,315,951 GR; 10,295,322 Fed), MHD CTC (\$25,329,938 GR), Family First CTC (\$164,836 GR; \$325,164 Fed), FMAP Adjustment (\$14,126,705 GR), Hospice Rate Increase (\$209,783 GR; \$403,798 Fed), MHD Provider Rate Increase (\$3,161,458 GR; \$6,122,749 Fed). \$25,435,415 was flexed in and \$25,853,195 was used as flex to cover program expenditures.

(4) FY24 - New Decision Items funded for FMAP Adjustment (\$13,125,245 Fed), MHD CTC (\$24,943,611 GR; \$12,294,791 Fed), Hospice Rate Increase (\$145,936 GR; \$283,351 Fed), Hospice NF Rate Increase (\$2,202,876 GR; \$4,277,124 Fed). Supplemental awarded for \$56,611,045.

CORE RECONCILIATION DETAIL

**DEPARTMENT OF SOCIAL SERVICES
REHAB AND SPECIALTY SERVICES**

5. CORE RECONCILIATION DETAIL

	Budget Class	FTE	GR	Federal	Other	Total	Explanation
TAFP AFTER VETOES							
	PD	0.00	114,191,346	172,787,694	27,075,641	314,054,681	
	Total	0.00	114,191,346	172,787,694	27,075,641	314,054,681	
DEPARTMENT CORE ADJUSTMENTS							
Core Reduction	1113 8204 PD	0.00	(8,349,592)	0	0	(8,349,592)	Core reduction due to estimated lapse.
NET DEPARTMENT CHANGES		0.00	(8,349,592)	0	0	(8,349,592)	
DEPARTMENT CORE REQUEST							
	PD	0.00	105,841,754	172,787,694	27,075,641	305,705,089	
	Total	0.00	105,841,754	172,787,694	27,075,641	305,705,089	
GOVERNOR'S RECOMMENDED CORE							
	PD	0.00	105,841,754	172,787,694	27,075,641	305,705,089	
	Total	0.00	105,841,754	172,787,694	27,075,641	305,705,089	

DECISION ITEM SUMMARY

Budget Unit									
Decision Item	FY 2023	FY 2023	FY 2024	FY 2024	FY 2025	FY 2025	*****	*****	
Budget Object Summary	ACTUAL	ACTUAL	BUDGET	BUDGET	DEPT REQ	DEPT REQ	SECURED	SECURED	
Fund	DOLLAR	FTE	DOLLAR	FTE	DOLLAR	FTE	COLUMN	COLUMN	
REHAB AND SPECIALTY SERVICES									
CORE									
EXPENSE & EQUIPMENT									
AMBULANCE SERVICE REIMB ALLOW	125,000	0.00	0	0.00	0	0.00	0	0.00	
TOTAL - EE	125,000	0.00	0	0.00	0	0.00	0	0.00	
PROGRAM-SPECIFIC									
GENERAL REVENUE	116,227,245	0.00	114,191,346	0.00	105,841,754	0.00	0	0.00	
TITLE XIX-FEDERAL AND OTHER	176,399,980	0.00	172,787,694	0.00	172,787,694	0.00	0	0.00	
NURSING FACILITY FED REIM ALLW	1,414,043	0.00	1,414,043	0.00	1,414,043	0.00	0	0.00	
HEALTH INITIATIVES	194,881	0.00	194,881	0.00	194,881	0.00	0	0.00	
AMBULANCE SERVICE REIMB ALLOW	17,001,910	0.00	25,466,717	0.00	25,466,717	0.00	0	0.00	
TOTAL - PD	311,238,059	0.00	314,054,681	0.00	305,705,089	0.00	0	0.00	
TOTAL	311,363,059	0.00	314,054,681	0.00	305,705,089	0.00	0	0.00	
Hospice Rate Increase - 1886008									
PROGRAM-SPECIFIC									
GENERAL REVENUE	0	0.00	0	0.00	131,981	0.00	0	0.00	
TITLE XIX-FEDERAL AND OTHER	0	0.00	0	0.00	256,998	0.00	0	0.00	
TOTAL - PD	0	0.00	0	0.00	388,979	0.00	0	0.00	
TOTAL	0	0.00	0	0.00	388,979	0.00	0	0.00	
MHD CTC - 1886020									
PROGRAM-SPECIFIC									
TITLE XIX-FEDERAL AND OTHER	0	0.00	0	0.00	36,445,028	0.00	0	0.00	
TOTAL - PD	0	0.00	0	0.00	36,445,028	0.00	0	0.00	
TOTAL	0	0.00	0	0.00	36,445,028	0.00	0	0.00	
GRAND TOTAL	\$311,363,059	0.00	\$314,054,681	0.00	\$342,539,096	0.00	\$0	0.00	

FLEXIBILITY REQUEST FORM

BUDGET UNIT NUMBER: 90550C BUDGET UNIT NAME: Rehab and Specialty Services HOUSE BILL SECTION: 11.745	DEPARTMENT: Social Services DIVISION: MO HealthNet
---	---

1. Provide the amount by fund of personal service flexibility and the amount by fund of expense and equipment flexibility you are requesting in dollar and percentage terms and explain why the flexibility is needed. If flexibility is being requested among divisions, provide the amount by fund of flexibility you are requesting in dollar and percentage terms and explain why the flexibility is needed.

Department Request

10% flexibility is requested between sections 11.700 (Pharmacy and Clawback), 11.715 (Physician Related Prof), 11.716 (PACE), 11.720 (Dental), 11.725 (Premium Payments), 11.730 (Nursing Facilities and Home Health), 11.745 (Rehab Specialty Services and NEMT), 11.755 (Complex Rehab), 11.760 (Managed Care), 11.765 (MC Specialty Plan), 11.770 (Hospital Care), 11.795 (Health Homes), 11.810 (CHIP), 11.815 (SMHB), 11.825 (Blind). Additionally 10% flexibility is requested 11.350 (Qualified Residential IMD/Non-IMD), 11.355 (Residential Treatment), and 11.745 (Rehab and Specialty Services).

2. Estimate how much flexibility will be used for the budget year. How much flexibility was used in the Prior Year Budget and the Current Year Budget? Please specify the amount.

PRIOR YEAR ACTUAL AMOUNT OF FLEXIBILITY USED	CURRENT YEAR ESTIMATED AMOUNT OF FLEXIBILITY THAT WILL BE USED	BUDGET REQUEST ESTIMATED AMOUNT OF FLEXIBILITY THAT WILL BE USED
\$22,353,195	DSS will flex up to 10% between sections.	Up to 10% flexibility will be used.

3. Please explain how flexibility was used in the prior and/or current years.

PRIOR YEAR EXPLAIN ACTUAL USE	CURRENT YEAR EXPLAIN PLANNED USE
To allow for program payments in Managed Care, Nursing Facilities, Complex Rehab, and Premium Payments.	Flexibility allows for MHD to move authority between program sections to ensure bi-monthly payroll obligations are met and services continue to be provided without disruption or delay. Flex allows MHD to shift authority to sections where there is need. The MHD rehab section pays for rehab services provided by residential facilities which pass through Medicaid Payroll.

DECISION ITEM DETAIL

Budget Unit	FY 2023	FY 2023	FY 2024	FY 2024	FY 2025	FY 2025	*****	*****
Decision Item	ACTUAL	ACTUAL	BUDGET	BUDGET	DEPT REQ	DEPT REQ	SECURED	SECURED
Budget Object Class	DOLLAR	FTE	DOLLAR	FTE	DOLLAR	FTE	COLUMN	COLUMN
REHAB AND SPECIALTY SERVICES								
CORE								
PROFESSIONAL SERVICES	125,000	0.00	0	0.00	0	0.00	0	0.00
TOTAL - EE	125,000	0.00	0	0.00	0	0.00	0	0.00
PROGRAM DISTRIBUTIONS	311,238,059	0.00	314,054,681	0.00	305,705,089	0.00	0	0.00
TOTAL - PD	311,238,059	0.00	314,054,681	0.00	305,705,089	0.00	0	0.00
GRAND TOTAL	\$311,363,059	0.00	\$314,054,681	0.00	\$305,705,089	0.00	\$0	0.00
GENERAL REVENUE	\$116,227,245	0.00	\$114,191,346	0.00	\$105,841,754	0.00		0.00
FEDERAL FUNDS	\$176,399,980	0.00	\$172,787,694	0.00	\$172,787,694	0.00		0.00
OTHER FUNDS	\$18,735,834	0.00	\$27,075,641	0.00	\$27,075,641	0.00		0.00

PROGRAM DESCRIPTION

Department: Social Services

HB Section(s): 11.745

Program Name: Rehab and Specialty Services

Program is found in the following core budget(s): Rehab and Specialty Services

1a. What strategic priority does this program address?

Provide additional support services to MO HealthNet (MHD) participants.

1b. What does this program do?

The purpose of the Rehabilitation and Specialty Services programs is to ensure that medical services are provided to MHD participants, who would otherwise not have access to such services. The MHD ensures this by reimbursing providers for rehabilitation and specialty services that are medically necessary for eligible participants.

Rehabilitation and specialty services funded from this core include the following:

- Audiology/Hearing Aid
- Optical
- Durable Medical Equipment (DME)
- Ambulance
- Physical Therapy, Occupational Therapy, Speech Therapy, and Adaptive Training for prosthetic/orthotic devices when performed in a rehabilitation center
- Hospice
- Comprehensive Day Rehabilitation for individuals with traumatic brain injuries
- Children's Residential Treatment
- Treat No Transport

Unless otherwise noted, rehabilitation and specialty services are covered only for participants who are under the age of 21, pregnant women, the blind, and nursing home facility residents (including Independent Care Facilities for Individuals with Intellectual Disabilities - ICF/ID).

Service Information

Audiology/Hearing Aid

Audiology/Hearing Aid program provides medically necessary audiology services to MHD participants. Hearing aids are a covered service for children ages 20 and under, pregnant women, participants in a category of assistance for the blind, and participants living in a vendor/nursing facility. A participant is entitled to one (1) new hearing aid and related services every four (4) years. However, services for children under the EPSDT program are determined to be whatever is medically necessary. See the Physician Services for more information about EPSDT benefits. Other covered services include audiological testing, hearing aids, ear molds, hearing aid fitting, hearing aid dispensing/evaluation, post-fitting evaluation, post-fitting adjustments, and hearing aid repairs.

The intent of this program is to prevent additional or total hearing loss for children under the age of 20, as well as provide a better quality of life to all deaf or hard of hearing participants. MHD attempts to increase a participant's quality of life and to reduce future MHD spending for speech/language therapy and cognitive development services for hearing impaired children.

PROGRAM DESCRIPTION

Department: Social Services

HB Section(s): 11.745

Program Name: Rehab and Specialty Services

Program is found in the following core budget(s): Rehab and Specialty Services

Optical

The MO HealthNet Optical Program covers the following types of providers and services:

- Optometrists - eye examinations, eyeglasses, artificial eyes, and special ophthalmological services
- Physicians - eyeglasses, artificial eyes (physician must be enrolled in the Optical program in order to bill for these services)
- Opticians - eyeglasses and artificial eyes

Participants who are age 20 and under or who are pregnant, blind, or in a nursing facility (including ICF/ID) are eligible for an eye exam every 12 months. MO HealthNet participants age 21 and over are eligible for an eye exam every 24 months. MO HealthNet eligible participants are allowed one pair of complete eyeglasses every two years. Participants may be eligible for an additional eye exam and new lens within the stated time periods if the participant has a .50 diopter change in one or both eyes. An optometrist is used as a consultant for this program. The consultant reviews prescriptions that do not meet the program criteria. Services related to trauma or treatment of disease/medical conditions remain a covered benefit for all MO HealthNet participants.

Ambulance

Emergency medical transportation is provided under the ambulance program. Ambulance services are covered if they are emergency services and transportation is made to the nearest appropriate hospital. Certain specified non-emergency but medically necessary ambulance transports are also covered. Ambulance services can be provided through ground or air transportation (helicopter/fixed wing) as medically necessary.

Providers are required to provide the MHD with the Missouri Ambulance Reporting Form (trip ticket) to receive reimbursement when mileage charges are indicated on the CMS-1500 claim form. Charges for mileage must be based on loaded mileage, from the point of pickup of a participant to his or her arrival at the intended destination. The MHD does not reimburse for mileage that is less than 0.5 miles from point of pickup to destination.

DME

MO HealthNet reimburses qualified Durable Medical Equipment (DME) providers for certain items of durable medical equipment such as: apnea monitors; artificial larynx and related items; augmentative communication devices; canes; crutches; commodes; bed pans; adult incontinence briefs; urinals; CPAP devices; decubitus care equipment; hospital beds; side rails; humidifiers; BiPAP machines; IPPB machines; insulin pumps and supplies; labor and repair codes; nebulizers; orthotics; ostomy supplies; oxygen and respiratory equipment; patient lifts and trapeze; prosthetics; scooters; suction pumps; total parenteral nutrition mix; supplies and equipment; wheelchairs; wheelchair accessories; and walkers. These items must be prescribed.

Treat No Transport

The Treat No Transport (TNT) program, previously known as Community Health Access Programs (CHAPs), funds a new procedure code which will reimburse emergency medical technicians or paramedics for providing treatment on-site to a MO HealthNet participant who would otherwise be transported by ambulance to an emergency department. This program is intended to assist participants that have been over-utilizing emergency rooms/services and the 911 system for non-medical emergencies. For a 911 dispatched call the participant will be seen on-site by an ambulance services provider (emergency medical technician or paramedic) that will perform a medical assessment and determine if the participant needs to be transported to the emergency department. If the emergency medical technician or paramedic determines that an emergency does not exist, the participant will be treated on-site. The emergency medical technician or paramedic may also refer the participant for follow-up services. The program began January 1, 2020.

PROGRAM DESCRIPTION

Department: Social Services

HB Section(s): 11.745

Program Name: Rehab and Specialty Services

Program is found in the following core budget(s): Rehab and Specialty Services

Rate History

Audiology/Hearing Aid, Optical, DME, and Rehabilitative Therapies

07/01/2022: Audiology Services, Optical Services, and Rehabilitative Therapies rates were increased to 85% of the Medicare rate.

07/01/2019: 1.5% rate increase for all covered services*

07/01/2018: 1.5% rate increase for all covered services*

07/01/2017: 3% rate decrease for all covered services

07/01/2016: ~2% rate increase for all covered services

01/01/2016: 1% rate increase for all covered services (funded by the Tax Amnesty Fund)

** All covered services in these programs received a rate increase with the exception of DME services affected by the 21st Century CURES Act, as described in the MHD Provider Bulletin located at <https://dss.mo.gov/mhd/providers/pdf/bulletin41-06-2018july19.pdf>*

Ambulance

07/01/2022: 80% of Medicare rate for ambulance mileage

07/01/2021: 60% of Medicare rate for air ambulance

07/01/2020: \$45 base rate increase for ground ambulance*

07/01/2019: 1.5% rate increase for all ambulance services

07/01/2018: 1.5% rate increase for all ambulance services

07/01/2017: \$45 base rate increase for ground ambulance - 3% rate decrease for all ambulance services*

07/01/2016: \$45 base rate increase for ground ambulance; ~2% rate increase for all ambulance services; and an additional 51% increase for certain helicopter emergency services*

01/01/2016: 1% rate increase for all ambulance services (funded by the Tax Amnesty Fund)

** Base rates are paid based on an established fee schedule and vary depending upon the appropriate billing code. The \$45 increase was added to each billing code's rate on the existing MHD Ambulance Fee Schedule.*

Hospice

07/01/2022: 3.58% rate increase

07/01/2021: 2.21% rate increase

07/01/2020: 2.5% rate increase

07/01/2019: 2.11% rate increase

07/01/2018: 1.08% rate restoration

07/01/2017: 1.80% rate increase

07/01/2016: 3.94% rate increase

PROGRAM DESCRIPTION

Department: Social Services

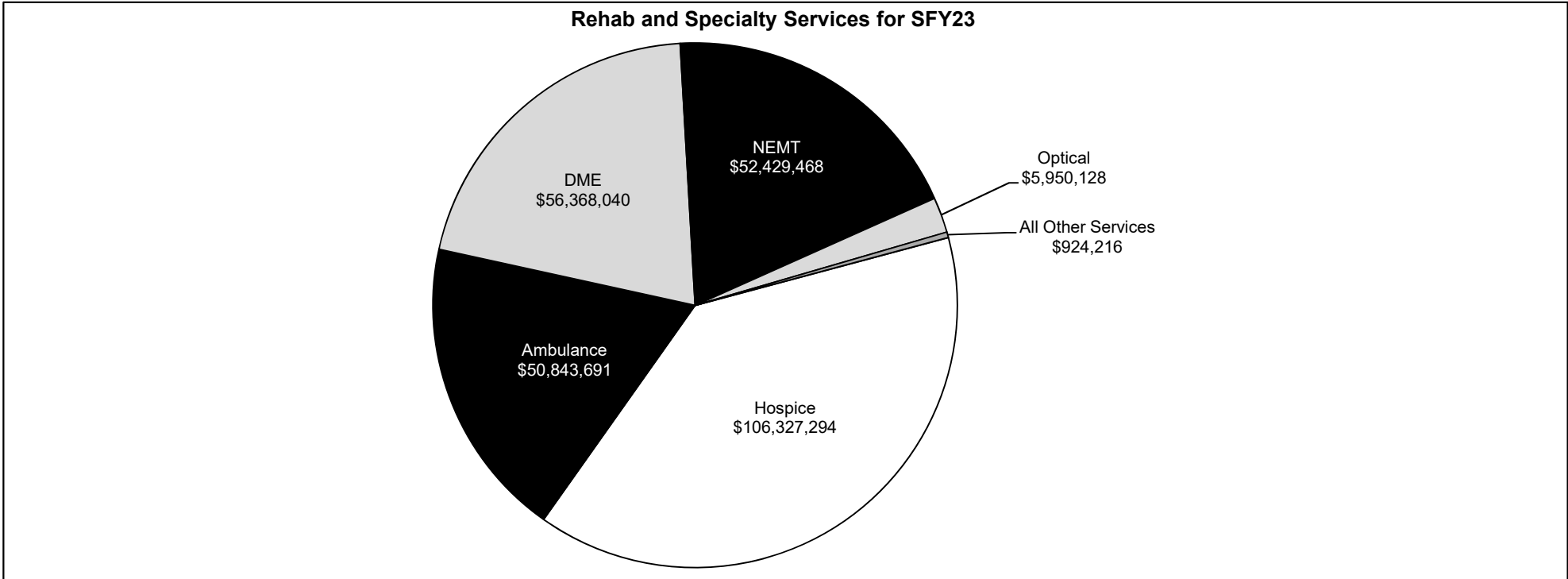
HB Section(s): 11.745

Program Name: Rehab and Specialty Services

Program is found in the following core budget(s): Rehab and Specialty Services

2a. Provide an activity measure(s) for the program.

The rehab program comprises 2.87% of the total Medicaid program dollars. The top 5 services within the Rehab and Specialty services program were hospice, ambulance, DME, non-emergency medical transportation (NEMT), and optical, based on total SFY 2023 expenditures. All other service types that make up less than 1% of total expenditures include: audiology services, rehabilitation center services, non-participating provider services, comprehensive day rehabilitation services, and disease management services.



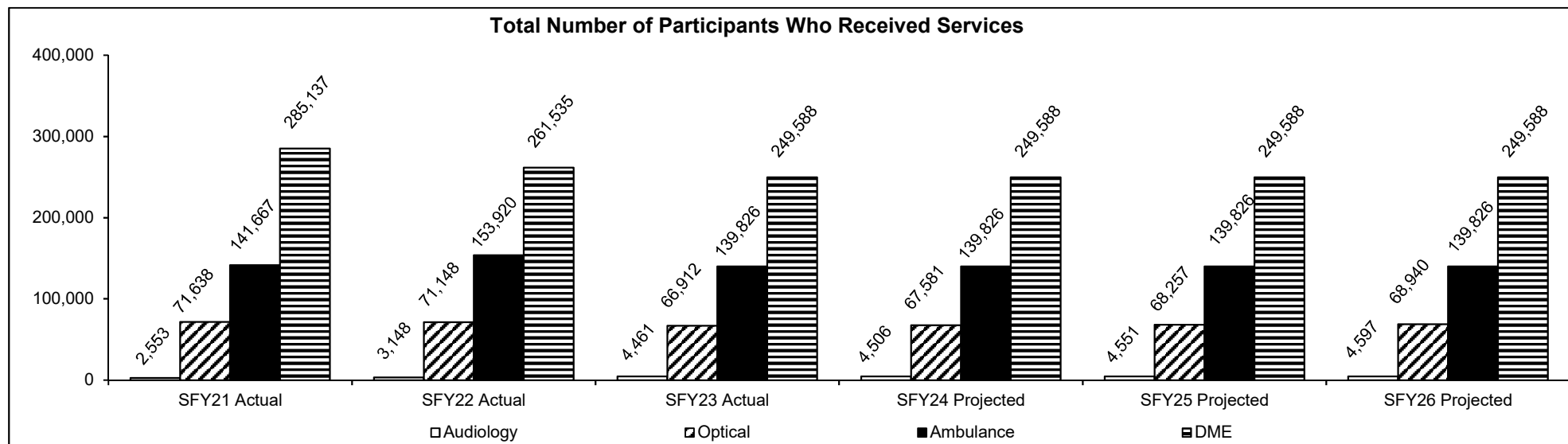
PROGRAM DESCRIPTION

Department: Social Services

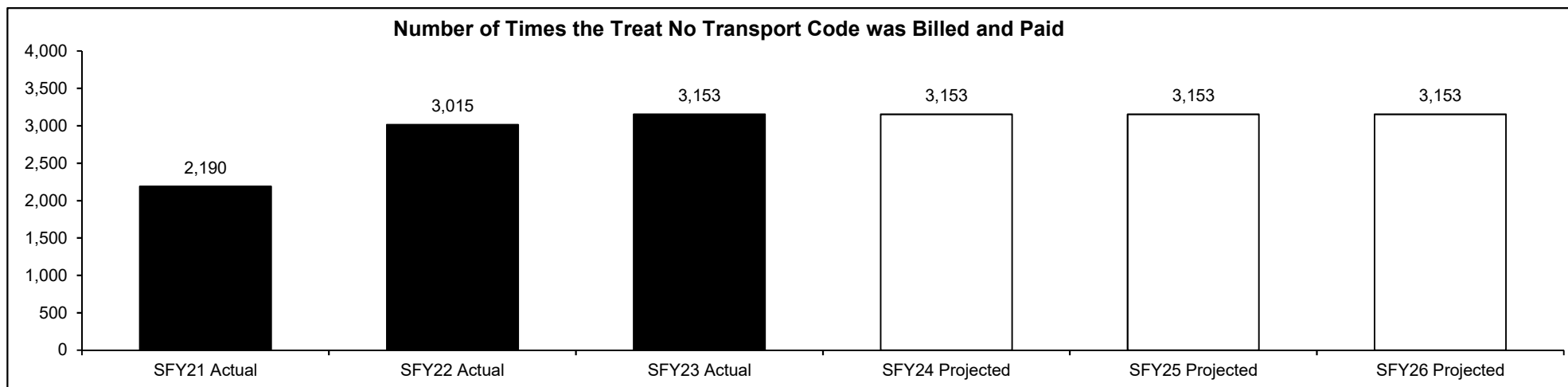
HB Section(s): 11.745

Program Name: Rehab and Specialty Services

Program is found in the following core budget(s): Rehab and Specialty Services



Note: Does not include Complex Rehab DME services.



PROGRAM DESCRIPTION

Department: Social Services

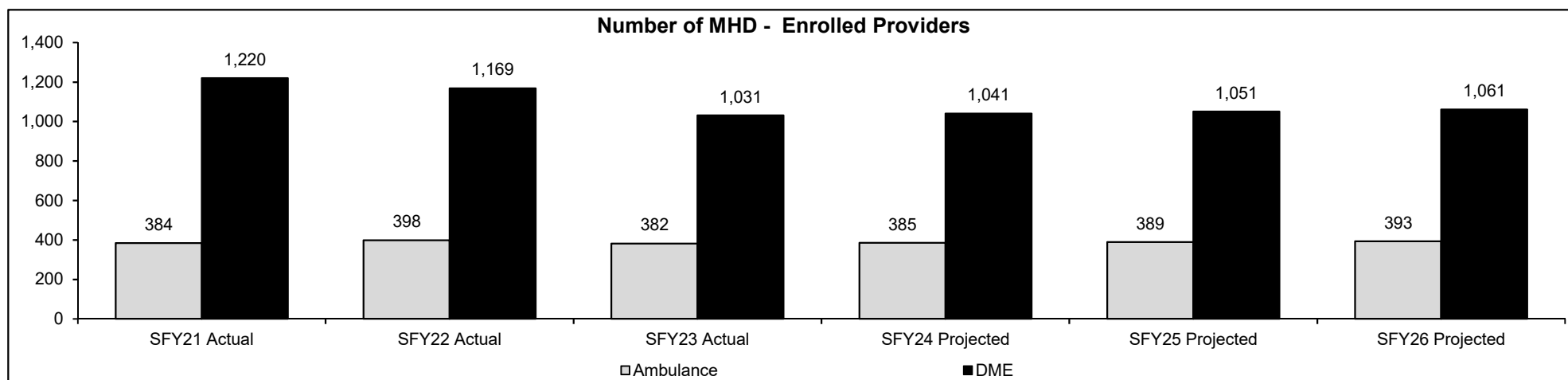
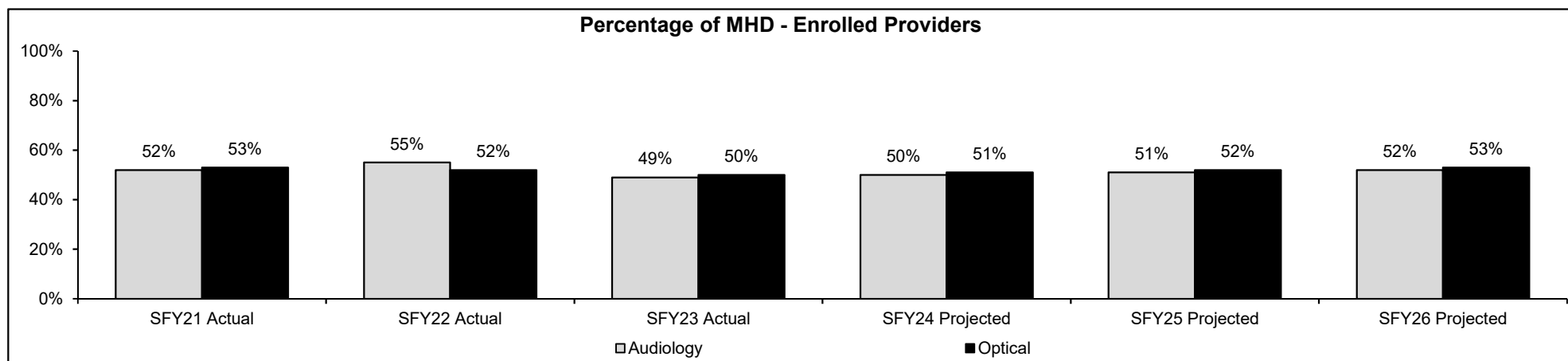
HB Section(s): 11.745

Program Name: Rehab and Specialty Services

Program is found in the following core budget(s): Rehab and Specialty Services

2b. Provide a measure(s) of the program's quality.

A measure of a program's quality would be the number of active (enrolled) providers versus the total number of licensed providers in Missouri (for each program). If MHD has an adequate number of enrolled providers, it shows that the payment rates are appropriate and that providers want to participate in the program.



PROGRAM DESCRIPTION

Department: Social Services

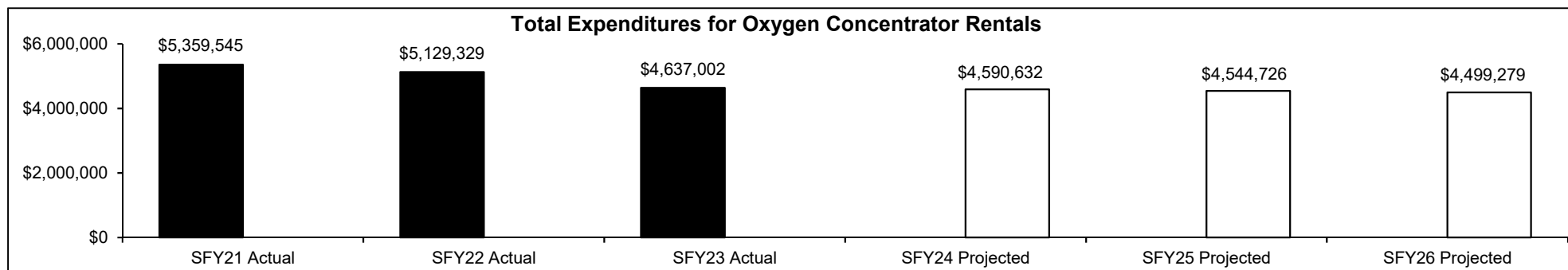
HB Section(s): 11.745

Program Name: Rehab and Specialty Services

Program is found in the following core budget(s): Rehab and Specialty Services

DME- Outcome Benefits of Improved Chronic Obstructive Pulmonary Disease (COPD)

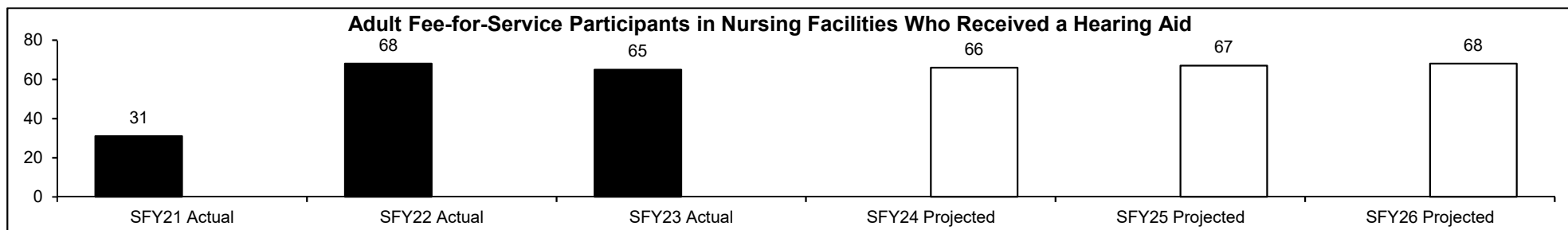
Over the past two SFY's, the State of Missouri has seen an overall improvement with people affected by COPD. This is due mainly in part to the improvement of COPD medication and treatments that are now more readily available. In correlation with that, in SFY23, the total expenditures for oxygen concentrator rentals decreased from \$5,129,329 to \$4,637,002. The utilization of this rental item continues to decline due to the improvement of COPD medication and treatments now available. The continued decrease of participants who smoke also contributes to the decreased utilization of this item.



2c. Provide a measure(s) of the program's impact.

Audiology/Hearing Aid

MHD only covers hearing aids for children, pregnant women, participants who are in a category of assistance for the blind and participants living in a nursing facility. Statewide Managed Care implementation reduced the FFS population by enrolling most children and pregnant women. Blind participants receive two (2) hearing aids. Participants living in a nursing home are allowed one (1) hearing aid. Access to nursing facilities was limited in SFY21 due to COVID-19 restrictions, resulting in a decreased number of participants in nursing homes receiving hearing aid services. SFY21 to SFY 22 increased due to the access restrictions being lifted after COVID-19.



PROGRAM DESCRIPTION

Department: Social Services

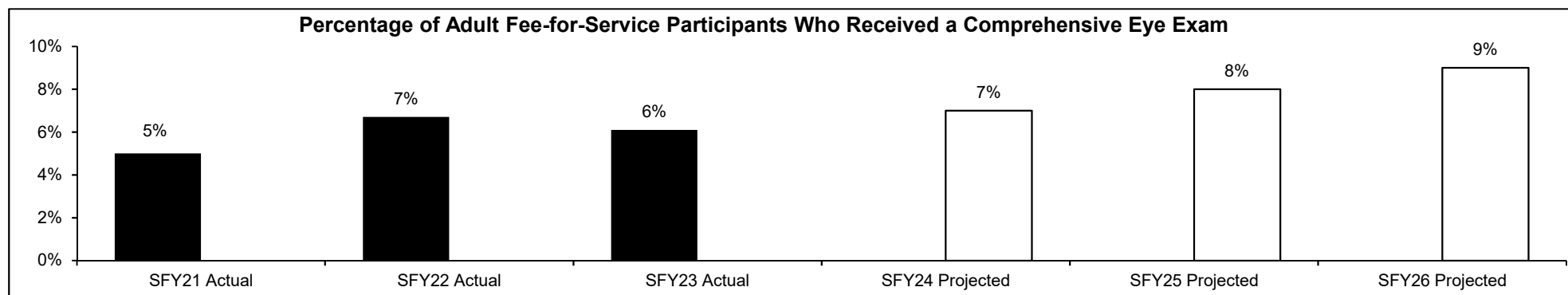
HB Section(s): 11.745

Program Name: Rehab and Specialty Services

Program is found in the following core budget(s): Rehab and Specialty Services

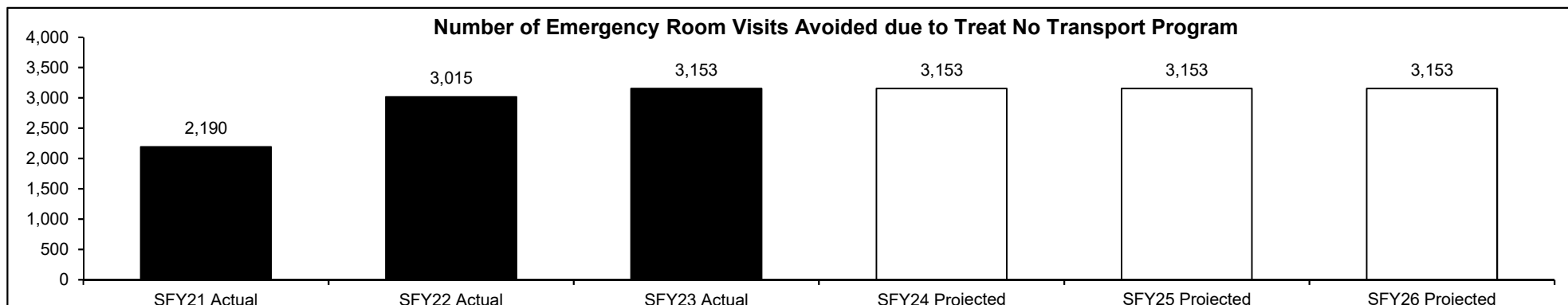
Optical

According to the National Academies of Sciences, vision impairment can cause additional health issues for individuals, including a lower quality of life, mobility issues, falls and injuries, depression and other behavioral health issues. By having regular optical exams, these potential health issues can be avoided, as well as identifying other health conditions, such as diabetes. MHD allows for the reimbursement of one (1) optical exam every two (2) years for adult FFS participants.



Treat No Transport (TNT)

The TNT program is intended to assist participants that have been over-utilizing emergency rooms/services and the 911 system for non-medical emergencies. For a 911 dispatched call the participant will be seen on-site by an ambulance services provider (emergency medical technician or paramedic) that will perform a medical assessment and determine if the participant needs to be transported to the emergency department.



PROGRAM DESCRIPTION

Department: Social Services

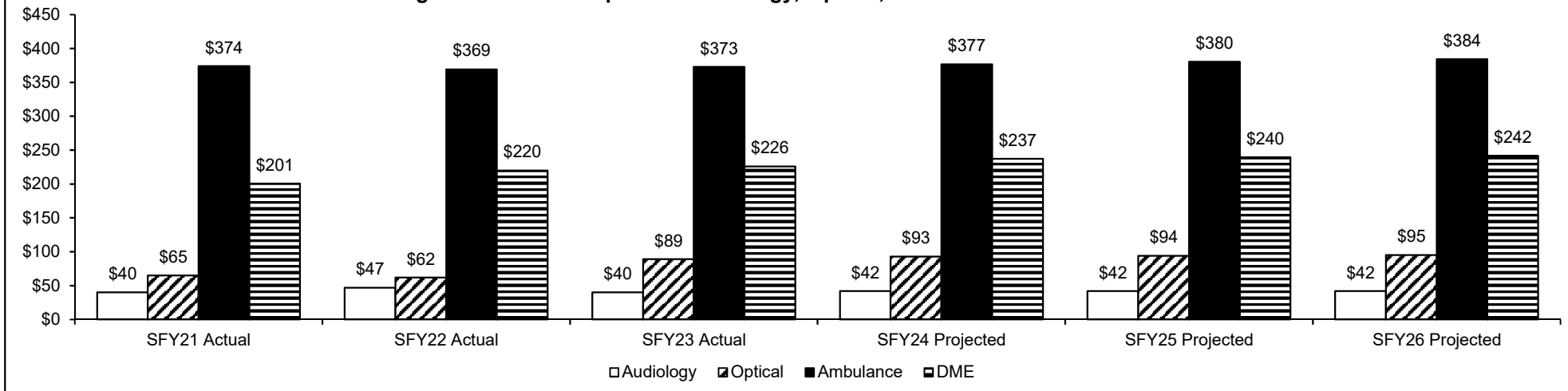
HB Section(s): 11.745

Program Name: Rehab and Specialty Services

Program is found in the following core budget(s): Rehab and Specialty Services

2d. Provide a measure(s) of the program's efficiency.

Average Cost Per Participant for Audiology, Optical, Ambulance and DME Services



PROGRAM DESCRIPTION

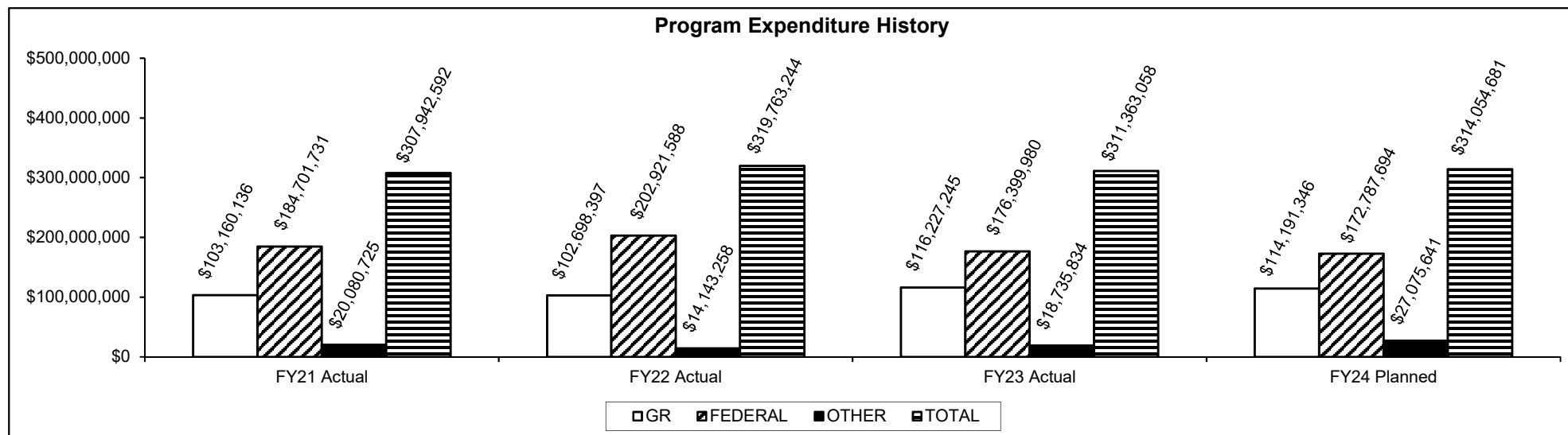
Department: Social Services

HB Section(s): 11.745

Program Name: Rehab and Specialty Services

Program is found in the following core budget(s): Rehab and Specialty Services

3. Provide actual expenditures for the prior three fiscal years and planned expenditures for the current fiscal year. (Note: Amounts do not include fringe benefit costs.)



In FY2022, AEG expenditures are included in total payments. Federal Fund 0809 was used to cover the state share of AEG expenditures.

4. What are the sources of the "Other " funds?

Health Initiatives Fund (0275), Nursing Facility Reimbursement Allowance Fund (0196), Ambulance Service Reimbursement Allowance Fund (0958)

5. What is the authorization for this program, i.e., federal or state statute, etc.? (Include the federal program number, if applicable.)

State statute: Section 208.152, RSMo; Federal law: Social Security Act Section 1905(a)(12) and (18), 1905(o); Federal regulation: 42 CFR 410.40, 418, 431.53, 440.60, 440.120, 440.130 and 440.170.

6. Are there federal matching requirements? If yes, please explain.

The FMAP (Federal Medical Assistance Percentage) fluctuates annually based on state and national economic and population data, but generally the state matching requirement is around 35% and the federal match is around 65%.

7. Is this a federally mandated program? If yes, please explain.

This program is not mandatory for adults but is mandatory for children.

NDI – Hospice Rate Increase

NEW DECISION ITEM

Department: Social Services
Division: MO HealthNet
DI Name: Hospice Rate Increase **DI# 1886008**

Budget Unit: 90550C
HB Section: 11.745

1. AMOUNT OF REQUEST

	FY 2025 Budget Request			
	GR	Federal	Other	Total
PS	0	0	0	0
EE	0	0	0	0
PSD	131,981	256,998	0	388,979
TRF	0	0	0	0
Total	131,981	256,998	0	388,979
FTE	0.00	0.00	0.00	0.00

	FY 2025 Governor's Recommendation			
	GR	Federal	Other	Total
PS	0	0	0	0
EE	0	0	0	0
PSD	0	0	0	0
TRF	0	0	0	0
Total	0	0	0	0
FTE	0.00	0.00	0.00	0.00

Est. Fringe	0	0	0	0
--------------------	---	---	---	---

Note: Fringes budgeted in House Bill 5 except for certain fringes budgeted directly to MoDOT, Highway Patrol, and Conservation.

Est. Fringe	0	0	0	0
--------------------	---	---	---	---

Note: Fringes budgeted in House Bill 5 except for certain fringes budgeted directly to MoDOT, Highway Patrol, and Conservation.

Other Funds: N/A
 Non-Counts: N/A

Other Funds: N/A
 Non-Counts: N/A

2. THIS REQUEST CAN BE CATEGORIZED AS:

<input type="checkbox"/> New Legislation	<input type="checkbox"/> New Program	<input type="checkbox"/> Fund Switch
<input checked="" type="checkbox"/> Federal Mandate	<input type="checkbox"/> Program Expansion	<input type="checkbox"/> Cost to Continue
<input type="checkbox"/> GR Pick-Up	<input type="checkbox"/> Space Request	<input type="checkbox"/> Equipment Replacement
<input type="checkbox"/> Pay Plan	<input type="checkbox"/> Other: _____	

3. WHY IS THIS FUNDING NEEDED? PROVIDE AN EXPLANATION FOR ITEMS CHECKED IN #2. INCLUDE THE FEDERAL OR STATE STATUTORY OR CONSTITUTIONAL AUTHORIZATION FOR THIS PROGRAM.

MO HealthNet reimbursement for hospice care is made at one of four predetermined rates for each day in which an individual is under the care of the hospice. The four levels of care are routine home care, continuous home care, inpatient respite care, or general inpatient care. The rate paid for any day may vary, depending on the level of care furnished. Payment rates are adjusted for regional differences in wages.

NEW DECISION ITEM

Department: Social Services
Division: MO HealthNet
DI Name: Hospice Rate Increase **DI# 1886008**

Budget Unit: 90550C
HB Section: 11.745

4. DESCRIBE THE DETAILED ASSUMPTIONS USED TO DERIVE THE SPECIFIC REQUESTED AMOUNT. (How did you determine that the requested number of FTE were appropriate? From what source or standard did you derive the requested levels of funding? Were alternatives such as outsourcing or automation considered? If based on new legislation, does request tie to TAFP fiscal note? If not, explain why. Detail which portions of the request are one-times and how those amounts were calculated.)

MO HealthNet reimbursement for hospice care is made at one of four predetermined rates for each day in which an individual is under the care of the hospice. The four levels of care are routine home care, continuous home care, inpatient respite care, or general inpatient care. The rate paid for any day may vary, depending on the level of care furnished. Payment rates are adjusted for regional differences in wages.

An increase of 2.50% is requested and was applied to the actual FY23 hospice payments to arrive at the total need for FY25.

Department Request

Type of Care	FY23 Units of Care	FY23 Expended Amount	FY 23 Avg. Cost	2.50% Increase	FY25 Avg. Cost with Rate Inc
Routine Home Care	85,927	\$14,282,755	\$166.22	\$4.16	\$170.38
Continuous Care	1	\$58	\$57.84	\$1.45	\$59.29
Inpatient Respite Care	187	\$84,573	\$452.26	\$11.31	\$463.57
General Inpatient Care	1,074	\$1,140,906	\$1,062.30	\$26.56	\$1,088.86
Hospice of RN (SIA)	3,183	\$44,319	\$13.92	\$0.35	\$14.27
SVS of CSW (SIA)	470	\$6,564	\$13.97	\$0.35	\$14.32
FY23 Expenditure Hospice Total		\$15,559,176			
FY25 Proposed Rate Increase		2.50%			
FY25 Hospice Rate Increase Total		\$388,979			
		Total	GR	Federal	FMAP
Hospice rate increase		\$388,979	\$131,981	\$256,998	66.07%

NEW DECISION ITEM

Department: Social Services
Division: MO HealthNet
DI Name: Hospice Rate Increase **DI# 1886008**

Budget Unit: 90550C
HB Section: 11.745

5. BREAK DOWN THE REQUEST BY BUDGET OBJECT CLASS, JOB CLASS, AND FUND SOURCE. IDENTIFY ONE-TIME COSTS.

Budget Object Class/Job Class	Dept Req GR DOLLARS	Dept Req GR FTE	Dept Req FED DOLLARS	Dept Req FED FTE	Dept Req OTHER DOLLARS	Dept Req OTHER FTE	Dept Req TOTAL DOLLARS	Dept Req TOTAL FTE	Dept Req One-Time DOLLARS
800 - Program Distributions	131,981		256,998				388,979		
Total PSD	131,981		256,998		0		388,979		0
Grand Total	131,981	0.0	256,998	0.0	0	0.0	388,979	0.0	0

6. PERFORMANCE MEASURES (If new decision item has an associated core, separately identify projected performance with & without additional funding.)

Provide an activity measure(s) for the program.

Please see the Rehab and Specialty core section for performance measures.

Provide a measure(s) of the program's quality.

Please see the Rehab and Specialty core section for performance measures.

Provide a measure(s) of the program's impact.

Please see the Rehab and Specialty core section for performance measures.

Provide a measure(s) of the program's efficiency.

Please see the Rehab and Specialty core section for performance measures.

7. STRATEGIES TO ACHIEVE THE PERFORMANCE MEASUREMENT TARGETS:

N/A

DECISION ITEM DETAIL

Budget Unit	FY 2023	FY 2023	FY 2024	FY 2024	FY 2025	FY 2025	*****	*****
Decision Item	ACTUAL	ACTUAL	BUDGET	BUDGET	DEPT REQ	DEPT REQ	SECURED	SECURED
Budget Object Class	DOLLAR	FTE	DOLLAR	FTE	DOLLAR	FTE	COLUMN	COLUMN
REHAB AND SPECIALTY SERVICES								
Hospice Rate Increase - 1886008								
PROGRAM DISTRIBUTIONS	0	0.00	0	0.00	388,979	0.00	0	0.00
TOTAL - PD	0	0.00	0	0.00	388,979	0.00	0	0.00
GRAND TOTAL	\$0	0.00	\$0	0.00	\$388,979	0.00	\$0	0.00
GENERAL REVENUE	\$0	0.00	\$0	0.00	\$131,981	0.00		0.00
FEDERAL FUNDS	\$0	0.00	\$0	0.00	\$256,998	0.00		0.00
OTHER FUNDS	\$0	0.00	\$0	0.00	\$0	0.00		0.00

**Core – Non-Emergency
Medical Transportation
(NEMT)**

CORE DECISION ITEM

Department: Social Services
 Division: MO HealthNet
 Core: Non-Emergency Medical Transportation (NEMT)

Budget Unit: 90561C
 HB Section: 11.745

1. CORE FINANCIAL SUMMARY

	FY 2025 Budget Request			
	GR	Federal	Other	Total
PS	0	0	0	0
EE	0	0	0	0
PSD	17,636,175	41,172,298	0	58,808,473
TRF	0	0	0	0
Total	17,636,175	41,172,298	0	58,808,473

	FY 2025 Governor's Recommendation			
	GR	Federal	Other	Total
PS	0	0	0	0
EE	0	0	0	0
PSD	0	0	0	0
TRF	0	0	0	0
Total	0	0	0	0

FTE **0.00 0.00 0.00 0.00**

FTE **0.00 0.00 0.00 0.00**

Est. Fringe	0	0	0	0
--------------------	---	---	---	---

Est. Fringe	0	0	0	0
--------------------	---	---	---	---

Note: Fringes budgeted in House Bill 5 except for certain fringes budgeted directly to MoDOT, Highway Patrol, and Conservation.

Note: Fringes budgeted in House Bill 5 except for certain fringes budgeted directly to MoDOT, Highway Patrol, and Conservation.

Other Funds: N/A

Other Funds: N/A

2. CORE DESCRIPTION

This core request is to provide funding for payments for non-emergency medical transportation (NEMT) for the fee-for-service program.

3. PROGRAM LISTING (list programs included in this core funding)

Non-Emergency Medical Transportation (NEMT)

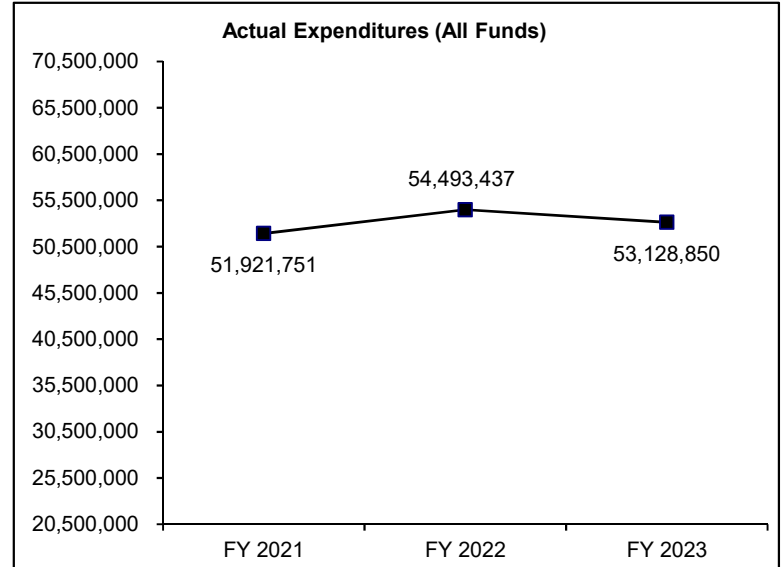
CORE DECISION ITEM

Department: Social Services
Division: MO HealthNet
Core: Non-Emergency Medical Transportation (NEMT)

Budget Unit: 90561C
HB Section: 11.745

4. FINANCIAL HISTORY

	FY 2021 Actual	FY 2022 Actual	FY 2023 Actual	FY 2024 Current Yr.
Appropriation (All Funds)	61,083,485	62,230,507	61,358,634	60,142,753
Less Reverted (All Funds)	0	0	0	0
Less Restricted (All Funds)	0	0	0	0
Budget Authority (All Funds)	61,083,485	62,230,507	61,358,634	60,142,753
Actual Expenditures (All Funds)	51,921,751	54,493,437	53,128,850	N/A
Unexpended (All Funds)	9,161,734	7,737,070	8,229,784	N/A
Unexpended, by Fund:				
General Revenue	343,555	770,441	1,642,794	N/A
Federal	8,818,179	6,966,629	6,586,990	N/A
Other	0	0	0	N/A
	(1)	(2)	(3)	(4)



*Current Year restricted amount is as of 9/01/2023.

Reverted includes statutory reserve amounts (when applicable).

Restricted includes Governor's expenditure restrictions which remained at the end of the fiscal year.

NOTES:

- (1)** FY21 - New Decision Items funded for FMAP Adjustment (\$186,192 GR), Asset Limit CTC (\$528,469 GR; \$660,605 FED), Asset Limit CTC (\$32,577 GR; \$60,854 FED), NEMT Actuarial Increase (\$1,521,438 GR; \$2,842,109 FED), Asset Limit Phase-In (\$8,110 GR; \$15,150 FED). \$3,691,974 Fed was flexed in to cover program expenditures.
- (2)** FY22 - New Decision Items funded FMAP Adjustment (\$415,884 FED), Cost to Continue (\$262,675 GR; \$821,197 FED), NEMT Actuarial Increase (\$1,053,018 GR; \$2,045,006 FED), Asset Limit CTC (\$27,148 GR; \$52,721 FED).
- (3)** FY23 - New Decision Items funded for MHD CTC (\$1,293,764 GR), NEMT Actuarial Increase (\$767,849 GR; \$1,487,081 Fed), FMAP Adjustment (\$37,172 GR). \$4,000,000 Fed was flexed in and \$3,500,000 Fed was flexed out to cover program expenditures.
- (4)** FY24 - New Decision Items funded for MHD CTC (\$93,952 Fed), NEMT Actuarial Increase (\$190,696 GR; \$370,257 Fed), FMAP Adjustment (\$572,229 Fed). Supplemental awarded for \$95,164.

CORE RECONCILIATION DETAIL

**DEPARTMENT OF SOCIAL SERVICES
NON-EMERGENCY TRANSPORT**

5. CORE RECONCILIATION DETAIL

		Budget Class	FTE	GR	Federal	Other	Total	Explanation
TAFP AFTER VETOES								
		PD	0.00	17,687,694	42,455,059	0	60,142,753	
		Total	0.00	17,687,694	42,455,059	0	60,142,753	
DEPARTMENT CORE ADJUSTMENTS								
Core Reduction	1114 5929	PD	0.00	0	(1,282,761)	0	(1,282,761)	Core reduction due to estimated lapse.
Core Reduction	1114 5928	PD	0.00	(51,519)	0	0	(51,519)	Core reduction due to estimated lapse.
	NET DEPARTMENT CHANGES		0.00	(51,519)	(1,282,761)	0	(1,334,280)	
DEPARTMENT CORE REQUEST								
		PD	0.00	17,636,175	41,172,298	0	58,808,473	
		Total	0.00	17,636,175	41,172,298	0	58,808,473	
GOVERNOR'S RECOMMENDED CORE								
		PD	0.00	17,636,175	41,172,298	0	58,808,473	
		Total	0.00	17,636,175	41,172,298	0	58,808,473	

DECISION ITEM SUMMARY

Budget Unit									
Decision Item	FY 2023	FY 2023	FY 2024	FY 2024	FY 2025	FY 2025	*****	*****	
Budget Object Summary	ACTUAL	ACTUAL	BUDGET	BUDGET	DEPT REQ	DEPT REQ	SECURED	SECURED	
Fund	DOLLAR	FTE	DOLLAR	FTE	DOLLAR	FTE	COLUMN	COLUMN	
NON-EMERGENCY TRANSPORT									
CORE									
PROGRAM-SPECIFIC									
GENERAL REVENUE	17,702,055	0.00	17,687,694	0.00	17,636,175	0.00	0	0.00	
TITLE XIX-FEDERAL AND OTHER	35,426,795	0.00	42,455,059	0.00	41,172,298	0.00	0	0.00	
TOTAL - PD	53,128,850	0.00	60,142,753	0.00	58,808,473	0.00	0	0.00	
TOTAL	53,128,850	0.00	60,142,753	0.00	58,808,473	0.00	0	0.00	
NEMT Actuarial - 1886010									
PROGRAM-SPECIFIC									
GENERAL REVENUE	0	0.00	0	0.00	602,728	0.00	0	0.00	
TITLE XIX-FEDERAL AND OTHER	0	0.00	0	0.00	1,173,660	0.00	0	0.00	
TOTAL - PD	0	0.00	0	0.00	1,776,388	0.00	0	0.00	
TOTAL	0	0.00	0	0.00	1,776,388	0.00	0	0.00	
GRAND TOTAL	\$53,128,850	0.00	\$60,142,753	0.00	\$60,584,861	0.00	\$0	0.00	

FLEXIBILITY REQUEST FORM

BUDGET UNIT NUMBER: 90561C BUDGET UNIT NAME: Non-Emergency Medical Transportation (NEMT) HOUSE BILL SECTION: 11.745	DEPARTMENT: Social Services DIVISION: MO HealthNet
--	---

1. Provide the amount by fund of personal service flexibility and the amount by fund of expense and equipment flexibility you are requesting in dollar and percentage terms and explain why the flexibility is needed. If flexibility is being requested among divisions, provide the amount by fund of flexibility you are requesting in dollar and percentage terms and explain why the flexibility is needed.

Department Request

10% flexibility is requested between sections 11.700 (Pharmacy and Clawback), 11.715 (Physician Related Prof), 11.716 (PACE), 11.720 (Dental), 11.725 (Premium Payments), 11.730 (Nursing Facilities and Home Health), 11.745 (Rehab Specialty Services and NEMT), 11.755 (Complex Rehab), 11.760 (Managed Care), 11.765 (MC Specialty Plan), 11.770 (Hospital Care), 11.795 (Health Homes), 11.810 (CHIP), 11.815 (SMHB), 11.825 (Blind).

2. Estimate how much flexibility will be used for the budget year. How much flexibility was used in the Prior Year Budget and the Current Year Budget? Please specify the amount.

PRIOR YEAR ACTUAL AMOUNT OF FLEXIBILITY USED	CURRENT YEAR ESTIMATED AMOUNT OF FLEXIBILITY THAT WILL BE USED	BUDGET REQUEST ESTIMATED AMOUNT OF FLEXIBILITY THAT WILL BE USED
\$3,500,000	DSS will flex up to 10% between sections.	Up to 10% flexibility will be used.

3. Please explain how flexibility was used in the prior and/or current years.

PRIOR YEAR EXPLAIN ACTUAL USE	CURRENT YEAR EXPLAIN PLANNED USE
To allow for payments in Managed Care.	Flexibility allows for MHD to move authority between program sections to ensure bi-monthly payroll obligations are met and services continue to be provided without disruption or delay. Flex allows MHD to shift authority to sections where there is need.

DECISION ITEM DETAIL

Budget Unit	FY 2023	FY 2023	FY 2024	FY 2024	FY 2025	FY 2025	*****	*****
Decision Item	ACTUAL	ACTUAL	BUDGET	BUDGET	DEPT REQ	DEPT REQ	SECURED	SECURED
Budget Object Class	DOLLAR	FTE	DOLLAR	FTE	DOLLAR	FTE	COLUMN	COLUMN
NON-EMERGENCY TRANSPORT								
CORE								
PROGRAM DISTRIBUTIONS	53,128,850	0.00	60,142,753	0.00	58,808,473	0.00	0	0.00
TOTAL - PD	53,128,850	0.00	60,142,753	0.00	58,808,473	0.00	0	0.00
GRAND TOTAL	\$53,128,850	0.00	\$60,142,753	0.00	\$58,808,473	0.00	\$0	0.00
GENERAL REVENUE	\$17,702,055	0.00	\$17,687,694	0.00	\$17,636,175	0.00		0.00
FEDERAL FUNDS	\$35,426,795	0.00	\$42,455,059	0.00	\$41,172,298	0.00		0.00
OTHER FUNDS	\$0	0.00	\$0	0.00	\$0	0.00		0.00

PROGRAM DESCRIPTION

Department: Social Services

HB Section(s): 11.745

Program Name: Non-Emergency Medical Transportation (NEMT)

Program is found in the following core budget(s): NEMT

1a. What strategic priority does this program address?

Provide access to NEMT services to MHD participants.

1b. What does this program do?

The purpose of the NEMT program is to ensure transportation services to MO HealthNet participants who do not otherwise have access to appropriate transportation to and from scheduled MO HealthNet covered services.

The Missouri NEMT Program is structured to utilize and build on the existing transportation network in the state. The federally-approved method used by Missouri to structure the NEMT Program allows the state to have one statewide transportation broker to coordinate the transportation providers. The broker determines which transportation provider will be assigned to each MO HealthNet participant.

NEMT services are defined as a ride, or reimbursement for a ride, and ancillary services provided so that a MO HealthNet participant with no other means of transportation resources can receive MO HealthNet covered services from a medical service provider. By definition, NEMT does not include transportation provided on an emergency basis, such as trips to the emergency room in life-threatening situations, unloaded miles, or transportation provider wait times.

The NEMT broker must ensure that NEMT services are available 24 hours per day, seven (7) days per week, when medically necessary. The broker provides NEMT services to MO HealthNet covered services that do not include transportation. In addition, the broker arranges NEMT services for one parent/guardian to accompany children under the age of 21, if requested. The broker also arranges NEMT services for an attendant, if appropriate, to accompany children under the age of 21. If the participant is under the age of 17, a parent/guardian must ride with them.

In addition to authorizing the transportation services, the broker authorizes and arranges the least expensive and most appropriate ancillary services.

Ancillary services are only authorized if:

- The medical appointment requires an overnight stay; and
- Volunteer, community, or other ancillary services are *not* available without a fee/charge to the participant.

One parent/guardian is allowed ancillary services when a MO HealthNet eligible child is inpatient in a hospital setting and meets the following criteria:

- The hospital does not provide ancillary services without a cost to the participant's parent/guardian; and
- The hospital is more than 120 miles from the participant's residence; or
- The hospitalization is related to a MO HealthNet-covered transplant service.

PROGRAM DESCRIPTION

Department: Social Services

HB Section(s): 11.745

Program Name: Non-Emergency Medical Transportation (NEMT)

Program is found in the following core budget(s): NEMT

Reimbursement Methodology

NEMT services are reimbursed in the Fee-for-Service (FFS) and Managed Care settings. For Managed Care participants, NEMT services are reimbursed by MO HealthNet through the actuarially-sound capitated rate paid to the Managed Care Organizations (MCOs) and are not reimbursed under this line. *See Managed Care program description for more information*. As of November 2004, the service is provided to FFS participants as a direct state plan service. The state contracts with a statewide broker and pays monthly capitation payments for each NEMT FFS participant based on which of the four regions of the state in which the participant resides.

Where appropriate and possible, the MHD enters into cooperative agreements to provide matching MO HealthNet funds for state and local general revenue already being used to transport MO HealthNet enrolled participants to medical services. Participants are required to use public entity transportation when available. When they do so, the payments are made to public entities on a per-trip basis. By working with existing governmental entities and established transportation providers, NEMT is provided in a cost-effective manner and governmental agencies are able to meet the needs of their constituency.

The MHD works with state and local agencies to provide federal matching funds for general revenue used for NEMT services including:

- The Children's Division for children in state care and custody
- School-Based NEMT Services
- Bi-State Development Agency
- Kansas City Area Transit Authority (KCATA)/Ride KC Connection
- Columbia Transit
- City Utilities of Springfield
- Nevada City Hospital
- City of Jefferson/Jefftran

NEMT Rate History		
SFY	MHD Rate	DMH and MHD Rate*
2023	\$15.55	\$3.49
2022	\$13.30	\$3.43
2021	\$12.59	\$3.22
2020	\$12.49	\$2.93

*Combined Weighted Average Rate History Based on FTE

In SFY 2019, the Department of Mental Health's (DMH) NEMT budget appropriation was transferred to MHD.

NEMT Actuarial Rate History			
SFY	MHD	DMH	Combined
2023	4.20%	7.10%	4.30%
2022	5.60%	19.70%	6.40%
2021	10.00%	7.10%	9.53%
2020	5.30%	2.20%	5.10%

In SFY 2019, the Department of Mental Health's (DMH) NEMT budget appropriation was transferred to MHD.

PROGRAM DESCRIPTION

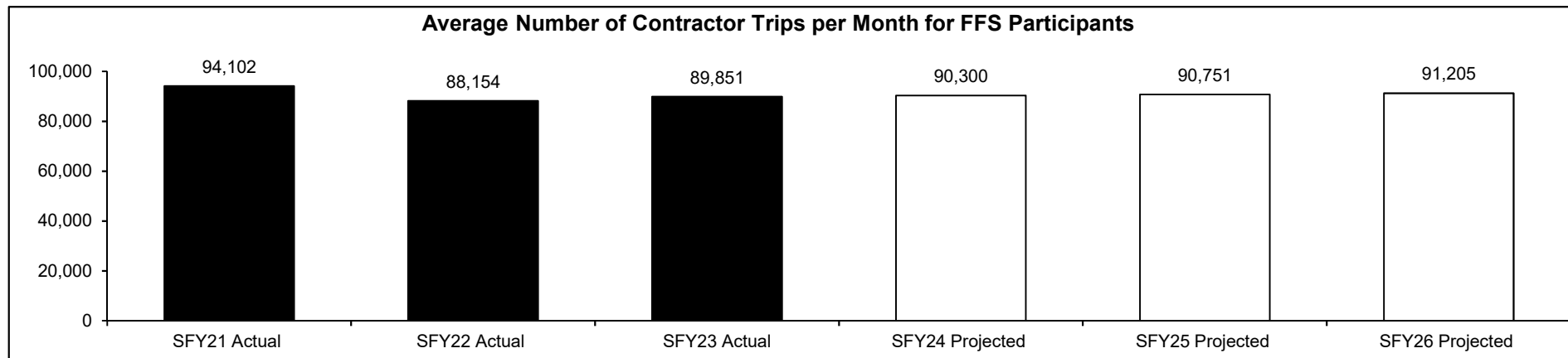
Department: Social Services

HB Section(s): 11.745

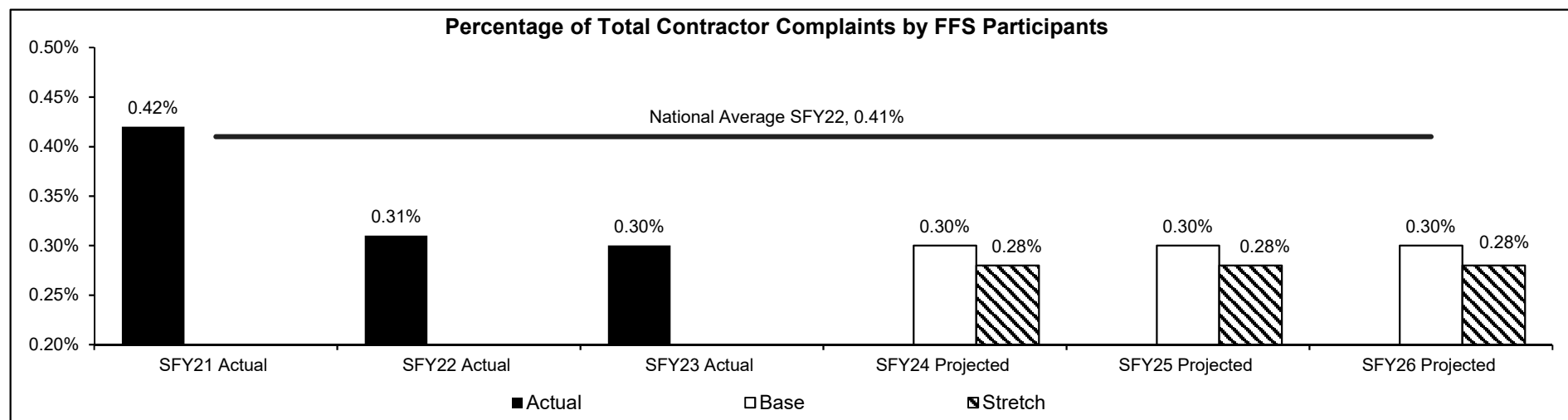
Program Name: Non-Emergency Medical Transportation (NEMT)

Program is found in the following core budget(s): NEMT

2a. Provide an activity measure(s) for the program.



2b. Provide a measure(s) of the program's quality.



Note: Percentage is based off of the total number of contractor complaints by FFS participants versus the total number of trips.

PROGRAM DESCRIPTION

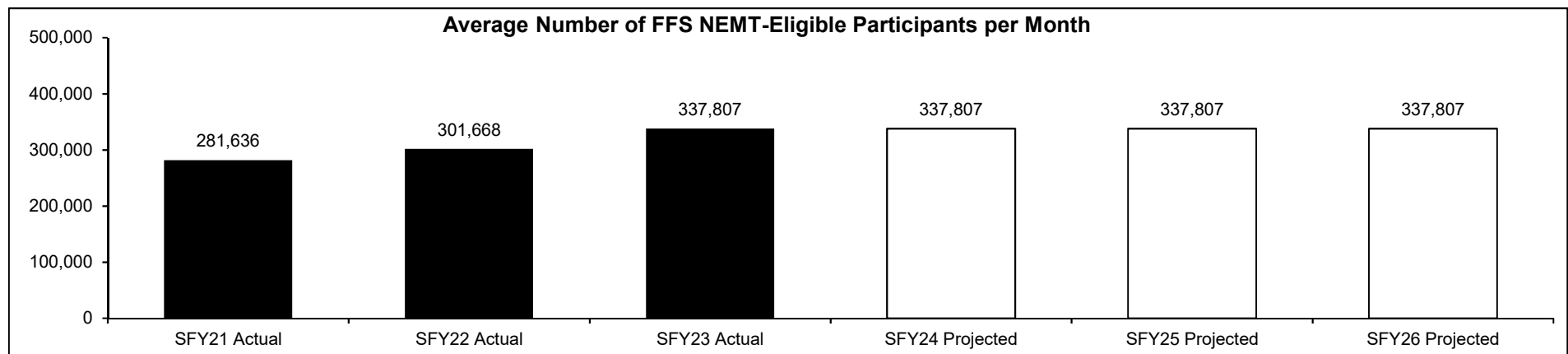
Department: Social Services

HB Section(s): 11.745

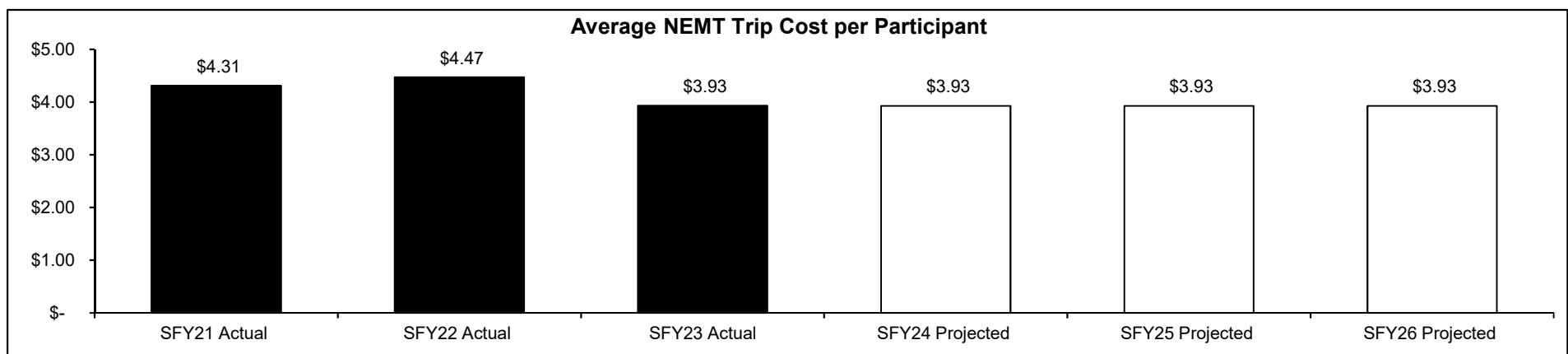
Program Name: Non-Emergency Medical Transportation (NEMT)

Program is found in the following core budget(s): NEMT

2c. Provide a measure(s) of the program's impact.



2d. Provide a measure(s) of the program's efficiency.



Note 1: Increase in SFY22 is due to an administrative cost increase. Transportation insurance coverage rates increased, driving up costs.

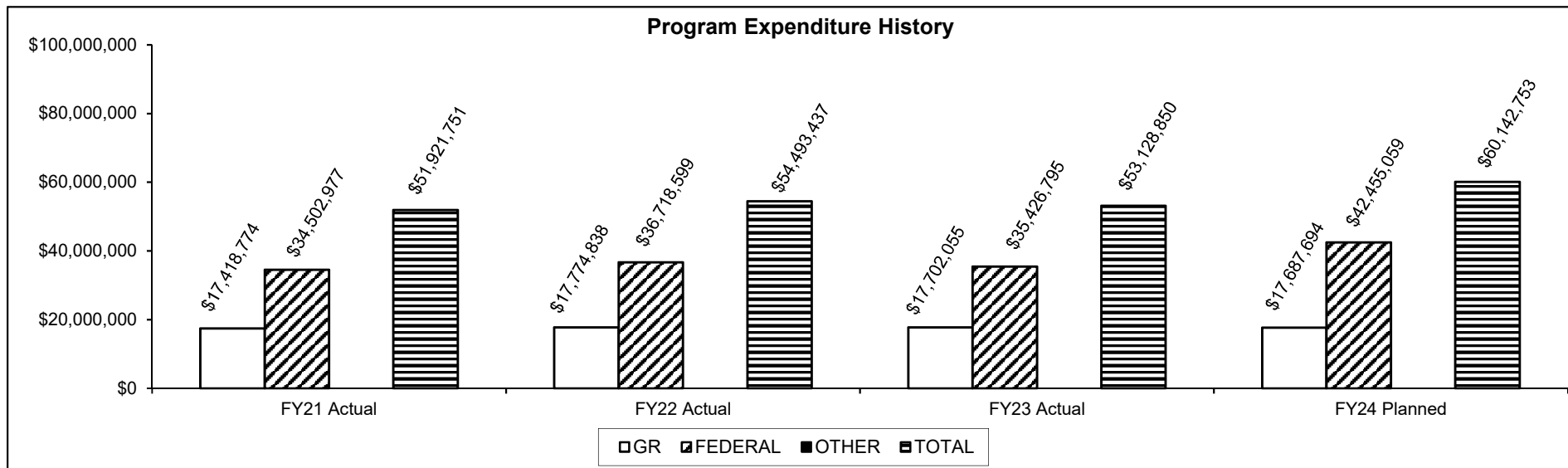
Note 2: The decrease in SFY23 trip cost is related to an actuarial rebase in the per member per month rates based on updated historical and emerging information.

PROGRAM DESCRIPTION

Department: Social Services
 Program Name: Non-Emergency Medical Transportation (NEMT)
 Program is found in the following core budget(s): NEMT

HB Section(s): 11.745

3. Provide actual expenditures for the prior three fiscal years and planned expenditures for the current fiscal year. (Note: Amounts do not include fringe benefit costs.)



In FY2022, AEG expenditures are included in total payments. Federal Fund 0809 was used to cover the state share of AEG expenditures.

4. What are the sources of the "Other " funds?

N/A

5. What is the authorization for this program, i.e., federal or state statute, etc.? (Include the federal program number, if applicable.)

State statute: Section 208.152, RSMo. Federal regulation: 42 CFR 431.53 and 440.170.

6. Are there federal matching requirements? If yes, please explain.

The FMAP (Federal Medical Assistance Percentage) fluctuates annually based on state and national economic and population data, but generally the state matching requirement is around 35% and the federal match is around 65%.

7. Is this a federally mandated program? If yes, please explain.

Yes, state Medicaid programs must assure availability of medically necessary transportation.

NDI – NEMT
Actuarial Increase

NEW DECISION ITEM

Department: Social Services
Division: MO HealthNet
DI Name: NEMT Actuarial Increase **DI# 1886010**

Budget Unit: 90561C
HB Section: 11.745

4. DESCRIBE THE DETAILED ASSUMPTIONS USED TO DERIVE THE SPECIFIC REQUESTED AMOUNT. (How did you determine that the requested number of FTE were appropriate? From what source or standard did you derive the requested levels of funding? Were alternatives such as outsourcing or automation considered? If based on new legislation, does request tie to TAFP fiscal note? If not, explain why. Detail which portions of the request are one-times and how those amounts were calculated.)

The state contracted actuary provided the projected managed transportation trends for the SFY 25 NEMT budget. The estimate was for a 3.9% MO HealthNet and 5.1% Department of Mental Health actuarial increase over SFY 24 rates related to increases in utilization and cost components. In SFY 20 the Department of Mental Health's NEMT budget appropriation was transferred to MO HealthNet.

**Department Request:
MHD Statewide Contract (Four Regions)**

Region*	Projected Member Months	FY 24 Rates	FY 25 Trend Rates	Estimated Annual Cost FY 24 Rates	Estimated Annual Cost FY 25 Rates	Estimated Annual Cost of FY 25 Rate Increase
01	63,439	16.85	17.74	\$ 12,827,349	\$ 13,507,198	\$ 679,849
02	38,413	11.53	12.40	\$ 5,314,823	\$ 5,718,044	\$ 403,221
03	128,314	15.98	16.35	\$ 24,605,445	\$ 25,171,370	\$ 565,925
SW	45,599	1.19	1.29	\$ 651,151	\$ 705,848	\$ 54,697
TOTAL	275,765			\$ 43,398,768	\$ 45,102,460	\$ 1,703,693

Region 1 - Aged, Blind, Disabled (Franklin, Jefferson, St. Charles, St. Louis County, St. Louis City)

Region 2 - Aged, Blind, Disabled (Cass, Clay, Jackson, Johnson, Lafayette, Platte, Ray)

Region 3 - Aged, Blind, Disabled (All other counties)

Statewide - Medicaid for Families, Children, Pregnant Women

DMH Contract Rates (Four Regions)

Region*	Projected Member Months	FY 24 Rates	FY 25 Trend Rates	Estimated Annual Cost FY 24 Rates	Estimated Annual Cost FY 25 Rates	Estimated Annual Cost of FY 25 Rate Increase
01	63,627	0.26	0.27	\$ 198,515	\$ 206,059	\$ 7,544
02	38,583	0.46	0.50	\$ 212,980	\$ 231,510	\$ 18,529
03	128,819	0.58	0.61	\$ 896,578	\$ 943,200	\$ 46,622
SW	1,029,746	0.01	0.01	\$ 123,570	\$ 123,570	\$ -
TOTAL	1,260,775			\$ 1,431,643	\$ 1,504,338	\$ 72,695

	GR	Fed	Total
MHD	578,063	1,125,630	1,703,693
DMH	24,665	48,030	72,695
TOTAL	602,728	1,173,660	1,776,388
FMAP	33.93%	66.07%	

NEW DECISION ITEM

Department: Social Services
Division: MO HealthNet
DI Name: NEMT Actuarial Increase **DI# 1886010**

Budget Unit: 90561C
HB Section: 11.745

5. BREAK DOWN THE REQUEST BY BUDGET OBJECT CLASS, JOB CLASS, AND FUND SOURCE. IDENTIFY ONE-TIME COSTS.

Budget Object Class/Job Class	Dept Req GR DOLLARS	Dept Req GR FTE	Dept Req FED DOLLARS	Dept Req FED FTE	Dept Req OTHER DOLLARS	Dept Req OTHER FTE	Dept Req TOTAL DOLLARS	Dept Req TOTAL FTE	Dept Req One-Time DOLLARS
800 - Program Distributions	602,728		1,173,660				1,776,388		
Total PSD	602,728		1,173,660		0		1,776,388		0
Grand Total	602,728	0.0	1,173,660	0.0	0	0.0	1,776,388	0.0	0

6. PERFORMANCE MEASURES (If new decision item has an associated core, separately identify projected performance with & without additional funding.)

6a. Provide an activity measure(s) for the program.

Please see the NEMT core section for performance measures.

6c. Provide a measure(s) of the program's impact.

Please see the NEMT core section for performance measures.

6b. Provide a measure(s) of the program's quality.

Please see the NEMT core section for performance measures.

6d. Provide a measure(s) of the program's efficiency.

Please see the NEMT core section for performance measures.

7. STRATEGIES TO ACHIEVE THE PERFORMANCE MEASUREMENT TARGETS:

N/A

DECISION ITEM DETAIL

Budget Unit	FY 2023	FY 2023	FY 2024	FY 2024	FY 2025	FY 2025	*****	*****
Decision Item	ACTUAL	ACTUAL	BUDGET	BUDGET	DEPT REQ	DEPT REQ	SECURED	SECURED
Budget Object Class	DOLLAR	FTE	DOLLAR	FTE	DOLLAR	FTE	COLUMN	COLUMN
NON-EMERGENCY TRANSPORT								
NEMT Actuarial - 1886010								
PROGRAM DISTRIBUTIONS	0	0.00	0	0.00	1,776,388	0.00	0	0.00
TOTAL - PD	0	0.00	0	0.00	1,776,388	0.00	0	0.00
GRAND TOTAL	\$0	0.00	\$0	0.00	\$1,776,388	0.00	\$0	0.00
GENERAL REVENUE	\$0	0.00	\$0	0.00	\$602,728	0.00		0.00
FEDERAL FUNDS	\$0	0.00	\$0	0.00	\$1,173,660	0.00		0.00
OTHER FUNDS	\$0	0.00	\$0	0.00	\$0	0.00		0.00

**Core – Ground Emergency
Medical Transportation
(GEMT)**

CORE DECISION ITEM

Department: Social Services
 Division: MO HealthNet
 Core: Ground Emergency Medical Transportation (GEMT)

Budget Unit: 90588C
 HB Section: 11.750

1. CORE FINANCIAL SUMMARY

	FY 2025 Budget Request			
	GR	Federal	Other	Total
PS	0	0	0	0
EE	0	0	0	0
PSD	0	55,417,960	28,542,286	83,960,246
TRF	0	0	0	0
Total	0	55,417,960	28,542,286	83,960,246
FTE	0.00	0.00	0.00	0.00

	FY 2025 Governor's Recommendation			
	GR	Federal	Other	Total
PS	0	0	0	0
EE	0	0	0	0
PSD	0	0	0	0
TRF	0	0	0	0
Total	0	0	0	0
FTE	0.00	0.00	0.00	0.00

Est. Fringe	0	0	0	0
--------------------	---	---	---	---

Note: Fringes budgeted in House Bill 5 except for certain fringes budgeted directly to MoDOT, Highway Patrol, and Conservation.

Est. Fringe	0	0	0	0
--------------------	---	---	---	---

Note: Fringes budgeted in House Bill 5 except for certain fringes budgeted directly to MoDOT, Highway Patrol, and Conservation.

Other Funds: Ground Emergency Medical Transportation (0422) - \$28,542,286

Other Funds:

2. CORE DESCRIPTION

This core request is to provide funding for payments for ground emergency medical transportation (GEMT) for the fee-for-service program.

3. PROGRAM LISTING (list programs included in this core funding)

Ground Emergency Medical Transportation (GEMT)

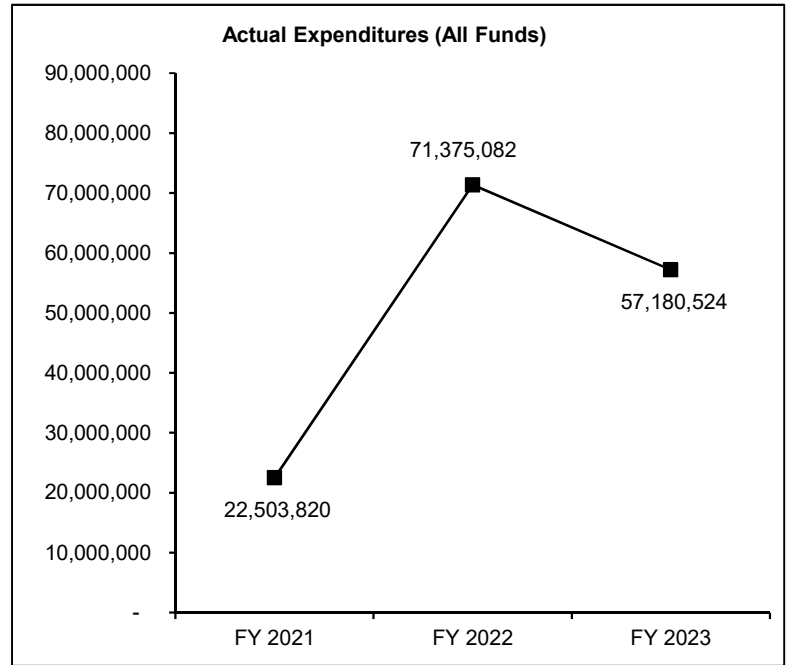
CORE DECISION ITEM

Department: Social Services
Division: MO HealthNet
Core: Ground Emergency Medical Transportation (GEMT)

Budget Unit: 90588C
HB Section: 11.750

4. FINANCIAL HISTORY

	FY 2021 Actual	FY 2022 Actual	FY 2023 Actual	FY 2024 Current Yr.
Appropriation (All Funds)	83,960,246	83,960,246	83,960,246	83,960,246
Less Reverted (All Funds)	0	0	0	0
Less Restricted (All Funds)	0	0	0	0
Budget Authority (All Funds)	<u>83,960,246</u>	<u>83,960,246</u>	<u>83,960,246</u>	<u>83,960,246</u>
Actual Expenditures (All Funds)	<u>22,503,820</u>	<u>71,375,082</u>	<u>57,180,524</u>	N/A
Unexpended (All Funds)	<u>61,456,426</u>	<u>12,585,164</u>	<u>26,779,722</u>	N/A
Unexpended, by Fund:				
General Revenue	0	0	0	N/A
Federal	39,927,008	9,326,630	19,021,816	N/A
Other	21,529,418	3,258,534	7,757,906	N/A
			(1)	(2)



*Current Year restricted amount is as of 9/01/2023.

Reverted includes statutory reserve amounts (when applicable).

Restricted includes Governor's expenditure restrictions which remained at the end of the fiscal year.

NOTES:

(1) FY23 - New Decision Item funded for FMAP Adjustment (\$52,475 Other).

(2) FY24 - New Decision Item funded for FMAP Adjustment (\$48,277 Fed).

CORE RECONCILIATION DETAIL

**DEPARTMENT OF SOCIAL SERVICES
GROUND EMER MED TRANSPORT**

5. CORE RECONCILIATION DETAIL

	Budget Class	FTE	GR	Federal	Other	Total	Explanation
TAFP AFTER VETOES							
	PD	0.00	0	55,417,960	28,542,286	83,960,246	
	Total	0.00	0	55,417,960	28,542,286	83,960,246	
DEPARTMENT CORE REQUEST							
	PD	0.00	0	55,417,960	28,542,286	83,960,246	
	Total	0.00	0	55,417,960	28,542,286	83,960,246	
GOVERNOR'S RECOMMENDED CORE							
	PD	0.00	0	55,417,960	28,542,286	83,960,246	
	Total	0.00	0	55,417,960	28,542,286	83,960,246	

DECISION ITEM SUMMARY

Budget Unit								
Decision Item	FY 2023	FY 2023	FY 2024	FY 2024	FY 2025	FY 2025	*****	*****
Budget Object Summary	ACTUAL	ACTUAL	BUDGET	BUDGET	DEPT REQ	DEPT REQ	SECURED	SECURED
Fund	DOLLAR	FTE	DOLLAR	FTE	DOLLAR	FTE	COLUMN	COLUMN
GROUND EMER MED TRANSPORT								
CORE								
PROGRAM-SPECIFIC								
TITLE XIX-FEDERAL AND OTHER	36,347,867	0.00	55,417,960	0.00	55,417,960	0.00	0	0.00
GROUND EMERGENCY MED TRANSPORT	20,832,657	0.00	28,542,286	0.00	28,542,286	0.00	0	0.00
TOTAL - PD	57,180,524	0.00	83,960,246	0.00	83,960,246	0.00	0	0.00
TOTAL	57,180,524	0.00	83,960,246	0.00	83,960,246	0.00	0	0.00
GRAND TOTAL	\$57,180,524	0.00	\$83,960,246	0.00	\$83,960,246	0.00	\$0	0.00

DECISION ITEM DETAIL

Budget Unit	FY 2023	FY 2023	FY 2024	FY 2024	FY 2025	FY 2025	*****	*****
Decision Item	ACTUAL	ACTUAL	BUDGET	BUDGET	DEPT REQ	DEPT REQ	SECURED	SECURED
Budget Object Class	DOLLAR	FTE	DOLLAR	FTE	DOLLAR	FTE	COLUMN	COLUMN
GROUND EMER MED TRANSPORT								
CORE								
PROGRAM DISTRIBUTIONS	57,180,524	0.00	83,960,246	0.00	83,960,246	0.00	0	0.00
TOTAL - PD	57,180,524	0.00	83,960,246	0.00	83,960,246	0.00	0	0.00
GRAND TOTAL	\$57,180,524	0.00	\$83,960,246	0.00	\$83,960,246	0.00	\$0	0.00
GENERAL REVENUE	\$0	0.00	\$0	0.00	\$0	0.00		0.00
FEDERAL FUNDS	\$36,347,867	0.00	\$55,417,960	0.00	\$55,417,960	0.00		0.00
OTHER FUNDS	\$20,832,657	0.00	\$28,542,286	0.00	\$28,542,286	0.00		0.00

PROGRAM DESCRIPTION

Department: Social Services

HB Section(s): 11.750

Program Name: Ground Emergency Medical Transportation (GEMT)

Program is found in the following core budget(s): GEMT

1a. What strategic priority does this program address?

Provide access to ground emergency transportation services.

1b. What does this program do?

The Ground Emergency Medical Transportation (GEMT) Program is a voluntary program that makes supplemental payments to eligible GEMT providers who furnish qualifying emergency ambulance services to Department of Social Services, MO HealthNet Division (MHD) participants. Providers must agree to fund the non-federal share of GEMT uncompensated cost reimbursement using an intergovernmental transfer (IGT) payment method. MHD will make supplemental payments to qualifying ambulance providers up to the amount uncompensated by all other sources of reimbursement. Total reimbursement from MHD, including the supplemental payment, will not exceed one hundred percent of actual costs.

The GEMT program began July 1, 2017. There were 79 providers that participated in the program in State Fiscal Year (SFY) 2022. The reconciliation of as-filed cost reports for SFY 2019 were finalized in SFY 2023.

Reimbursement Methodology

Initial Cost Settlement

- Each eligible GEMT provider must compute the annual cost in accordance with the Cost Determination Protocols, and must submit the completed annual as-filed cost report, to MHD within five (5) months after the close of the State's Fiscal Year (SFY).
- MHD will make initial cost settlement payments to eligible GEMT providers. The initial cost settlement payment for each provider is based on the provider's completed annual cost report in the format prescribed by the MHD and approved by Centers for Medicare & Medicaid Services (CMS) for the applicable cost reporting year.
- To determine the GEMT payment rate, MHD must use the most recently filed cost reports of all qualifying providers. MHD will then determine an average cost per transport which will vary between the qualifying providers.

Cost Settlement Process

- The GEMT MO HealthNet Division payments and the number of transport data reported in the as-filed cost report will be reconciled to the Medicaid Management Information System (MMIS) reports generated for the cost reporting period within two (2) years of receipt of the as-filed cost report. The MHD will make adjustments to the as-filed cost report based on the reconciliation results of the most recently retrieved MMIS report.
- Each provider will receive payments in an amount equal to the greater of the interim payment or the total CMS approved Medicaid-allowable costs for GEMT services. The state share of the payment will be provided by an IGT payment from the provider.
- If, at the end of the final reconciliation, it is determined that the GEMT provider has been overpaid, the provider will return the overpayment to MHD, and MHD will return the overpayment to the federal government pursuant to Section 433.316 of Title 42 of the Code of Federal Regulations. If an underpayment is determined, then the GEMT provider will receive a supplemental payment in the amount of the underpayment.

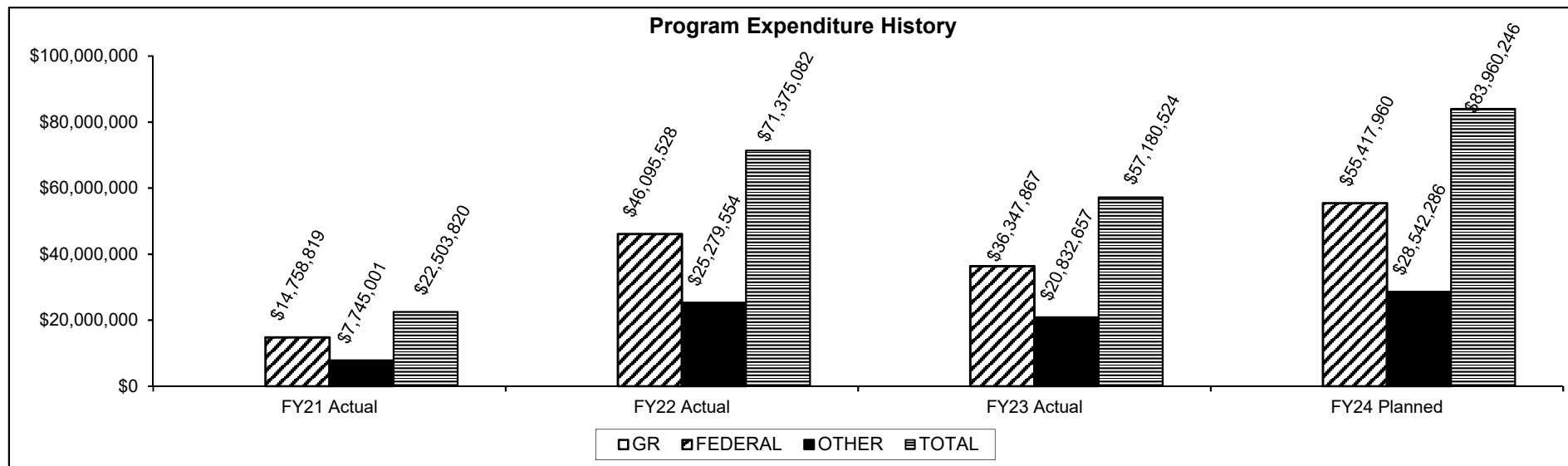
This program is exempt from performance measures as it is an intergovernmental transfer.

PROGRAM DESCRIPTION

Department: Social Services
 Program Name: Ground Emergency Medical Transportation (GEMT)
 Program is found in the following core budget(s): GEMT

HB Section(s): 11.750

3. Provide actual expenditures for the prior three fiscal years; planned expenditures for the current fiscal year. (Note: Amounts do not include fringe benefit costs.)



4. What are the sources of the "Other " funds?

Ground Emergency Medical Transportation Fund (0422)

5. What is the authorization for this program, i.e., federal or state statute, etc.? (Include the federal program number, if applicable.)

State statute: Section 208.1030 and 208.1032, RSMo. Senate Bill 607 passed by the 98th General Assembly in 2016. Federal Regulation: Section 433.316 of Title 42.

6. Are there federal matching requirements? If yes, please explain.

The FMAP (Federal Medical Assistance Percentage) fluctuates annually based on state and national economic and population data, but generally the state matching requirement is around 35% and the federal match is around 65%.

7. Is this a federally mandated program? If yes, please explain.

No.

Core – Complex Rehab Technology

CORE DECISION ITEM

Department: Social Services
 Division: MO HealthNet
 Core: Complex Rehab Technology

Budget Unit: 90577C

HB Section: 11.755

1. CORE FINANCIAL SUMMARY

	FY 2025 Budget Request			
	GR	Federal	Other	Total
PS	0	0	0	0
EE	0	0	0	0
PSD	3,956,514	7,682,003	0	11,638,517
TRF	0	0	0	0
Total	3,956,514	7,682,003	0	11,638,517
FTE	0.00	0.00	0.00	0.00

	FY 2025 Governor's Recommendation			
	GR	Federal	Other	Total
PS	0	0	0	0
EE	0	0	0	0
PSD	0	0	0	0
TRF	0	0	0	0
Total	0	0	0	0
FTE	0.00	0.00	0.00	0.00

Est. Fringe	0	0	0	0
--------------------	---	---	---	---

Note: Fringes budgeted in House Bill 5 except for certain fringes budgeted directly to MoDOT, Highway Patrol, and Conservation.

Est. Fringe	0	0	0	0
--------------------	---	---	---	---

Note: Fringes budgeted in House Bill 5 except for certain fringes budgeted directly to MoDOT, Highway Patrol, and Conservation.

Other Funds: N/A

Other Funds: N/A

2. CORE DESCRIPTION

This core funds items classified within the Medicare program as durable medical equipment (DME) that are individually configured for individuals to meet their specific and unique medical, physical, and functional needs.

3. PROGRAM LISTING (list programs included in this core funding)

Complex Rehab Technology

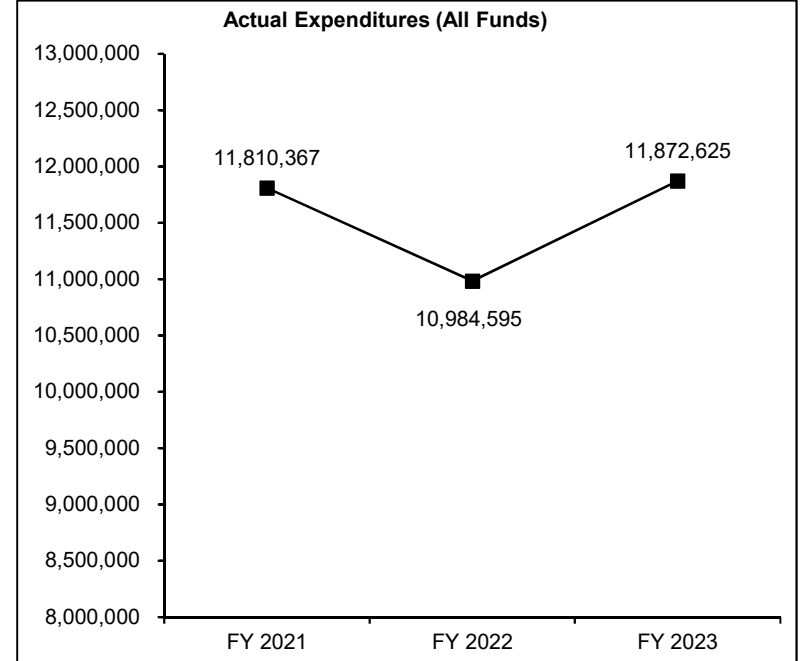
CORE DECISION ITEM

Department: Social Services
Division: MO HealthNet
Core: Complex Rehab Technology

Budget Unit: 90577C
HB Section: 11.755

4. FINANCIAL HISTORY

	FY 2021 Actual	FY 2022 Actual	FY 2023 Actual	FY 2024 Current Yr.
Appropriation (All Funds)	12,634,600	13,385,541	11,872,625	11,638,517
Less Reverted (All Funds)	0	0	0	0
Less Restricted (All Funds)	0	0	0	0
Budget Authority (All Funds)	12,634,600	13,385,541	11,872,625	11,638,517
Actual Expenditures (All Funds)	11,810,367	10,984,595	11,872,625	N/A
Unexpended (All Funds)	824,233	2,400,946	0	N/A
Unexpended, by Fund:				
General Revenue	289,104	809,139	0	N/A
Federal	535,129	1,591,807	0	N/A
Other	0	0	0	N/A
	(1)	(2)	(3)	(4)



*Current Year restricted amount is as of 9/01/2023.

Reverted includes statutory reserve amounts (when applicable).

Restricted includes Governor's expenditure restrictions which remained at the end of the fiscal year.

NOTES:

(1) FY21 - New Decision Items funded for FMAP Adjustment (\$48,719 GR), Cost to Continue (\$26,757 GR), Asset Limit CTC (\$3,068 GR; \$5,732 FED), Asset Limit Phase-In (\$764 GR; \$1,427 FED).

(2) FY22 - New Decision Item funded for Cost to Continue (\$626,746 GR; \$1,207,115 FED), Asset Limit CTC (\$11,733 GR; \$22,786 FED).

(3) FY23 - New Decision Item funded for FMAP Adjustment (\$7,420 GR). \$194,000 was flexed in and \$15,800 used in flex to cover program expenditures.

(4) FY24 - New Decision Item funded for FMAP Adjustment (\$8,790 Fed). Supplemental awarded for \$55,908.

CORE RECONCILIATION DETAIL

**DEPARTMENT OF SOCIAL SERVICES
COMPLEX REHAB TECHNOLGY PRDUCTS**

5. CORE RECONCILIATION DETAIL

	Budget Class	FTE	GR	Federal	Other	Total	Explanation
TAFP AFTER VETOES	PD	0.00	3,956,514	7,682,003	0	11,638,517	
	Total	0.00	3,956,514	7,682,003	0	11,638,517	
DEPARTMENT CORE REQUEST	PD	0.00	3,956,514	7,682,003	0	11,638,517	
	Total	0.00	3,956,514	7,682,003	0	11,638,517	
GOVERNOR'S RECOMMENDED CORE	PD	0.00	3,956,514	7,682,003	0	11,638,517	
	Total	0.00	3,956,514	7,682,003	0	11,638,517	

DECISION ITEM SUMMARY

Budget Unit									
Decision Item	FY 2023	FY 2023	FY 2024	FY 2024	FY 2025	FY 2025	*****	*****	
Budget Object Summary	ACTUAL	ACTUAL	BUDGET	BUDGET	DEPT REQ	DEPT REQ	SECURED	SECURED	
Fund	DOLLAR	FTE	DOLLAR	FTE	DOLLAR	FTE	COLUMN	COLUMN	
COMPLEX REHAB TECHNLOGY PRODUCTS									
CORE									
PROGRAM-SPECIFIC									
GENERAL REVENUE	4,044,023	0.00	3,956,514	0.00	3,956,514	0.00	0	0.00	
TITLE XIX-FEDERAL AND OTHER	7,828,027	0.00	7,682,003	0.00	7,682,003	0.00	0	0.00	
TOTAL - PD	<u>11,872,050</u>	<u>0.00</u>	<u>11,638,517</u>	<u>0.00</u>	<u>11,638,517</u>	<u>0.00</u>	<u>0</u>	<u>0.00</u>	
TOTAL	11,872,050	0.00	11,638,517	0.00	11,638,517	0.00	0	0.00	
MHD CTC - 1886020									
PROGRAM-SPECIFIC									
GENERAL REVENUE	0	0.00	0	0.00	1,660,571	0.00	0	0.00	
TITLE XIX-FEDERAL AND OTHER	0	0.00	0	0.00	3,255,833	0.00	0	0.00	
TOTAL - PD	<u>0</u>	<u>0.00</u>	<u>0</u>	<u>0.00</u>	<u>4,916,404</u>	<u>0.00</u>	<u>0</u>	<u>0.00</u>	
TOTAL	0	0.00	0	0.00	4,916,404	0.00	0	0.00	
GRAND TOTAL	\$11,872,050	0.00	\$11,638,517	0.00	\$16,554,921	0.00	\$0	0.00	

FLEXIBILITY REQUEST FORM

BUDGET UNIT NUMBER: 90577C BUDGET UNIT NAME: Complex Rehab Technology HOUSE BILL SECTION: 11.755	DEPARTMENT: Social Services DIVISION: MO HealthNet
---	---

1. Provide the amount by fund of personal service flexibility and the amount by fund of expense and equipment flexibility you are requesting in dollar and percentage terms and explain why the flexibility is needed. If flexibility is being requested among divisions, provide the amount by fund of flexibility you are requesting in dollar and percentage terms and explain why the flexibility is needed.

Department Request

10% flexibility is requested between sections 11.700 (Pharmacy and Clawback), 11.715 (Physician Related Prof), 11.716 (PACE), 11.720 (Dental), 11.725 (Premium Payments), 11.730 (Nursing Facilities and Home Health), 11.745 (Rehab Specialty Services and NEMT), 11.755 (Complex Rehab), 11.760 (Managed Care), 11.765 (MC Specialty Plan), 11.770 (Hospital Care), 11.795 (Health Homes), 11.810 (CHIP), 11.815 (SMHB), 11.825 (Blind).

2. Estimate how much flexibility will be used for the budget year. How much flexibility was used in the Prior Year Budget and the Current Year Budget? Please specify the amount.

PRIOR YEAR ACTUAL AMOUNT OF FLEXIBILITY USED	CURRENT YEAR ESTIMATED AMOUNT OF FLEXIBILITY THAT WILL BE USED	BUDGET REQUEST ESTIMATED AMOUNT OF FLEXIBILITY THAT WILL BE USED
\$15,800	DSS will flex up to 10% between sections.	Up to 10% flexibility will be used.

3. Please explain how flexibility was used in the prior and/or current years.

PRIOR YEAR EXPLAIN ACTUAL USE	CURRENT YEAR EXPLAIN PLANNED USE
To allow for program payments in Rehab and Specialty Services.	Flexibility allows for MHD to move authority between program sections to ensure bi-monthly payroll obligations are met and services continue to be provided without disruption or delay. Flex allows MHD to shift authority to sections where there is need.

DECISION ITEM DETAIL

Budget Unit	FY 2023	FY 2023	FY 2024	FY 2024	FY 2025	FY 2025	*****	*****
Decision Item	ACTUAL	ACTUAL	BUDGET	BUDGET	DEPT REQ	DEPT REQ	SECURED	SECURED
Budget Object Class	DOLLAR	FTE	DOLLAR	FTE	DOLLAR	FTE	COLUMN	COLUMN
COMPLEX REHAB TECHNLOGY PRDUCTS								
CORE								
PROGRAM DISTRIBUTIONS	11,872,050	0.00	11,638,517	0.00	11,638,517	0.00	0	0.00
TOTAL - PD	11,872,050	0.00	11,638,517	0.00	11,638,517	0.00	0	0.00
GRAND TOTAL	\$11,872,050	0.00	\$11,638,517	0.00	\$11,638,517	0.00	\$0	0.00
GENERAL REVENUE	\$4,044,023	0.00	\$3,956,514	0.00	\$3,956,514	0.00		0.00
FEDERAL FUNDS	\$7,828,027	0.00	\$7,682,003	0.00	\$7,682,003	0.00		0.00
OTHER FUNDS	\$0	0.00	\$0	0.00	\$0	0.00		0.00

PROGRAM DESCRIPTION

Department: Social Services

HB Section(s): 11.755

Program Name: Complex Rehab Technology

Program is found in the following core budget(s): Complex Rehab Technology

1a. What strategic priority does this program address?

Provide therapeutic/adaptive equipment to keep participants in their homes.

1b. What does this program do?

The Complex Rehab Technology program includes items classified within the Medicare program as Durable Medical Equipment (DME) that are individually configured for individuals to meet their specific and unique medical, physical, and functional capacities for basic and instrumental activities of daily living to prevent hospitalization and/or institutionalization of a patient with complex needs. Such items must be identified as medically necessary and include, but are not limited to, complex rehabilitation power wheelchairs, highly configurable manual wheelchairs, adaptive seating and positioning seats, and other specialized equipment such as standing frames and gait trainers.

Rate History

07/01/19: ~1.5% rate increase on DME services.

07/01/18: ~1.5% rate increase on DME services.

07/01/17: 3% rate decrease on complex rehab DME items with an established fee listed on the fee schedule. Manually priced wheelchairs and accessories remain at 90% of MSRP for manual and custom wheelchairs, and 95% for power wheelchairs at this time.

07/01/16: -2% rate increase on all DME services listed on the fee schedule.

01/01/16: 1 % rate increase on all DME services listed on the fee schedule (funded by the Tax Amnesty Fund).

PROGRAM DESCRIPTION

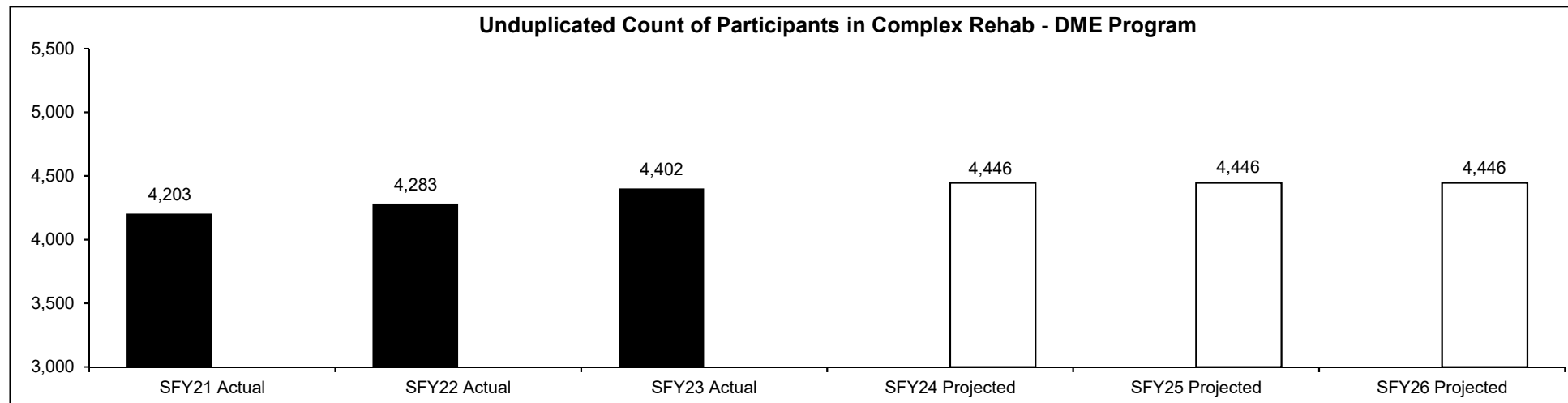
Department: Social Services

HB Section(s): 11.755

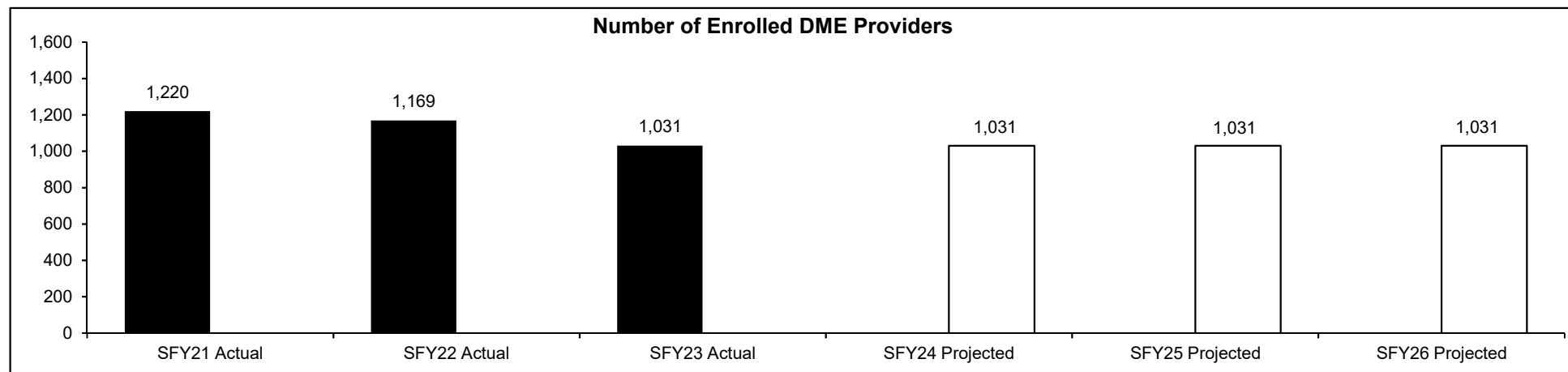
Program Name: Complex Rehab Technology

Program is found in the following core budget(s): Complex Rehab Technology

2a. Provide an activity measure(s) for the program.



2b. Provide a measure(s) of the program's quality.



PROGRAM DESCRIPTION

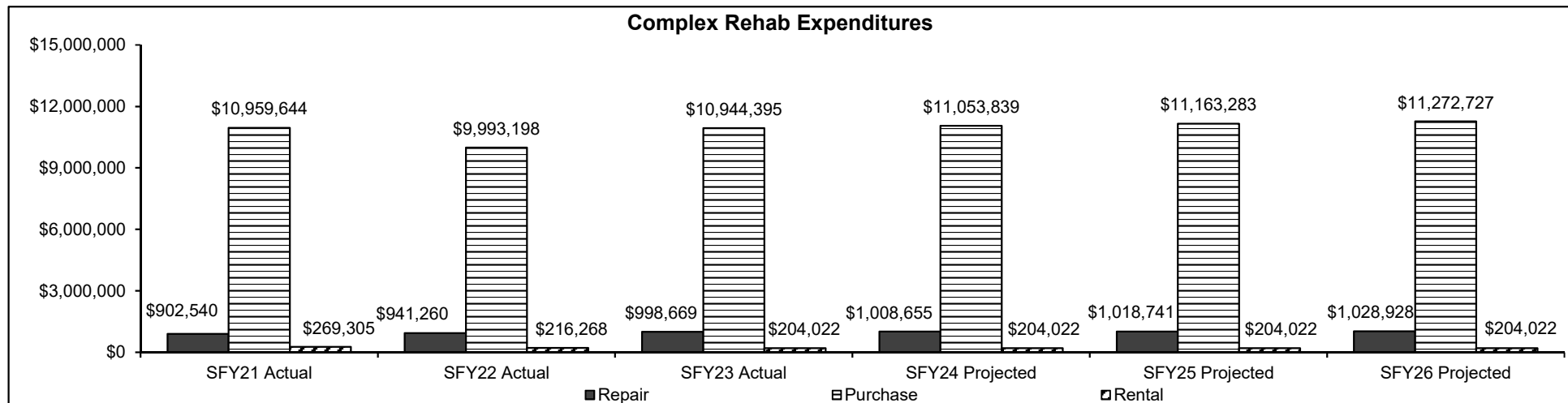
Department: Social Services

HB Section(s): 11.755

Program Name: Complex Rehab Technology

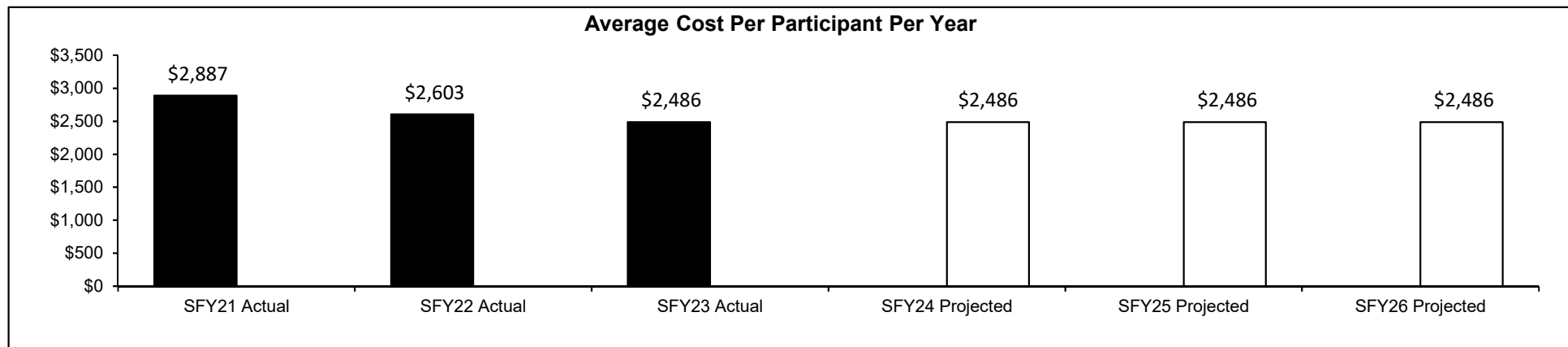
Program is found in the following core budget(s): Complex Rehab Technology

2c. Provide a measure(s) of the program's impact.



Note: Includes Complex Rehab only; does not include regular DME services.

2d. Provide a measure(s) of the program's efficiency.



Note: SFY22 and SFY23 average cost per participant decreased due to an increase in items that were repaired instead of purchased.

PROGRAM DESCRIPTION

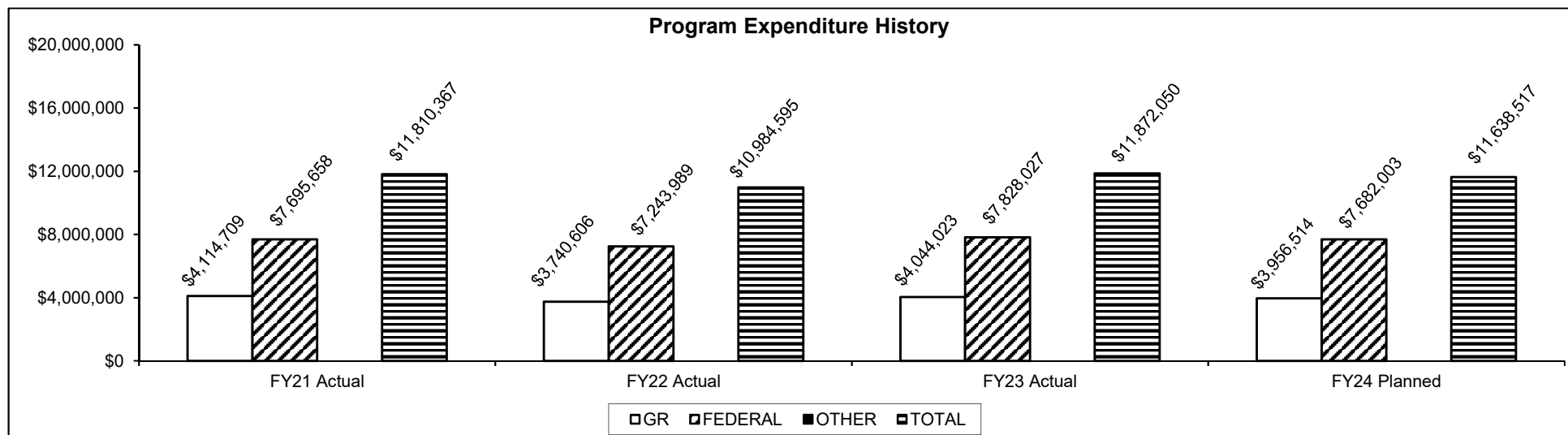
Department: Social Services

HB Section(s): 11.755

Program Name: Complex Rehab Technology

Program is found in the following core budget(s): Complex Rehab Technology

3. Provide actual expenditures for the prior three fiscal years and planned expenditures for the current fiscal year. (Note: Amounts do not include fringe benefit costs.)



4. What are the sources of the "Other " funds?

N/A

5. What is the authorization for this program, i.e., federal or state statute, etc.? (Include the federal program number, if applicable.)

State statute: Section 208.152, RSMo. Federal law: Social Security Act Section 1905(a)(12) and (18), 1905(o). Federal regulation: 42 CFR 410.40, 418, 431.53, 440.60, 440.120, 440.130 and 440.170.

6. Are there federal matching requirements? If yes, please explain.

The FMAP (Federal Medical Assistance Percentage) fluctuates annually based on state and national economic and population data, but generally the state matching requirement is around 35% and the federal match is around 65%.

7. Is this a federally mandated program? If yes, please explain.

This program is not mandatory for adults, but is mandatory for children.

Core – Managed Care

CORE DECISION ITEM

Department: Social Services
Division: MO HealthNet
Core: Managed Care

Budget Unit: 90551C
HB Section: 11.760

1. CORE FINANCIAL SUMMARY

	FY 2025 Budget Request			
	GR	Federal	Other	Total
PS	0	0	0	0
EE	0	0	0	0
PSD	445,004,264	1,418,496,217	283,605,255	2,147,105,736
TRF	0	0	0	0
Total	445,004,264	1,418,496,217	283,605,255	2,147,105,736
FTE	0.00	0.00	0.00	0.00

	FY 2025 Governor's Recommendation			
	GR	Federal	Other	Total
PS	0	0	0	0
EE	0	0	0	0
PSD	0	0	0	0
TRF	0	0	0	0
Total	0	0	0	0
FTE	0.00	0.00	0.00	0.00

Est. Fringe	0	0	0	0
--------------------	---	---	---	---

Note: Fringes budgeted in House Bill 5 except for certain fringes budgeted directly to MoDOT, Highway Patrol, and Conservation.

Est. Fringe	0	0	0	0
--------------------	---	---	---	---

Note: Fringes budgeted in House Bill 5 except for certain fringes budgeted directly to MoDOT, Highway Patrol, and Conservation.

Other Funds:
 Health Initiatives Fund (HIF) (0275) - \$18,590,380
 Federal Reimbursement Allowance Fund (FRA) (0142) - \$155,083,260
 Life Sciences Research Trust Fund (0763) - \$26,697,272
 Healthy Families Trust Fund (0625) - \$14,735,373
 Ambulance Service Reimb Allowance Fund (0958) - \$1,904,607
 Uncompensated Care Fund (0108) - \$33,848,436
 Premium Fund (0885) - \$9,259,854
 Intergovernmental Transfer Fund (0139) - \$23,486,073

Other Funds:

2. CORE DESCRIPTION

This funds the MO HealthNet Managed Care program to provide health care services to the MO HealthNet Managed Care population.

3. PROGRAM LISTING (list programs included in this core funding)

Managed Care

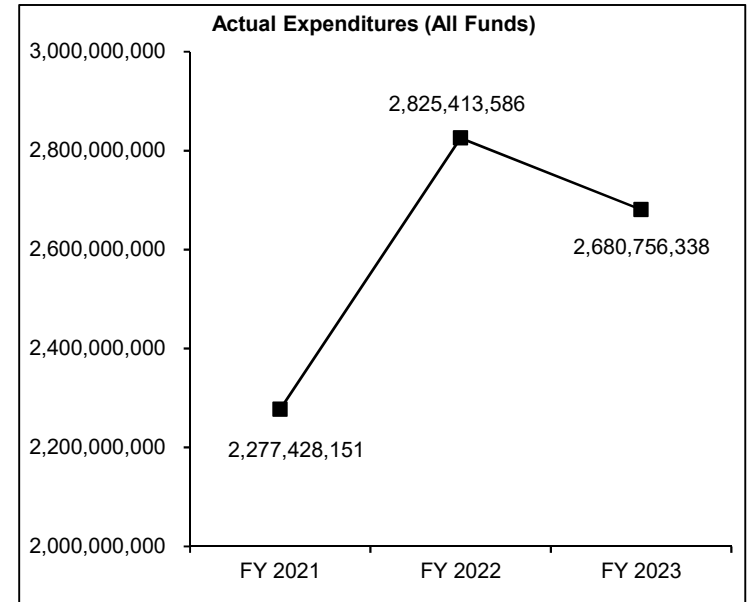
CORE DECISION ITEM

Department: Social Services
Division: MO HealthNet
Core: Managed Care

Budget Unit: 90551C
HB Section: 11.760

4. FINANCIAL HISTORY

	FY 2021 Actual	FY 2022 Actual	FY 2023 Actual	FY 2024 Current Yr.
Appropriation (All Funds)	2,315,290,313	2,873,971,498	2,960,798,335	2,405,421,921
Less Reverted (All Funds)	0	0	0	0
Less Restricted (All Funds)	0	0	0	0
Budget Authority (All Funds)	2,315,290,313	2,873,971,498	2,960,798,335	2,405,421,921
Actual Expenditures (All Funds)	2,277,428,151	2,825,413,586	2,680,756,338	N/A
Unexpended (All Funds)	37,862,162	48,557,912	280,041,997	N/A
Unexpended, by Fund:				
General Revenue	23,279,743	16,070,522	1,004,560	N/A
Federal	11,542,565	24,061,519	273,410,428	N/A
Other	3,109,854	8,425,871	5,627,009	N/A
	(1)	(2)	(3)	(4)



*Current Year restricted amount is as of 9/01/2023.

Reverted includes statutory reserve amounts (when applicable).

Restricted includes Governor's expenditure restrictions which remained at the end of the fiscal year.

NOTES:

(1) FY21 - New Decision Items funded for FMAP Adjustment, MC Actuarial Increase, MC Health Insurer Fee (\$39,903,173 GR; \$75,674,753 FED). \$73,497,865 GR and \$120,100,000 Fed was flexed in to cover program expenditures. \$29,908,260 GR and \$72,564,069 Fed was used as flex to cover other program expenditures. \$387,931 was held in Agency Reserve in the General Revenue fund (0101) in the Postpartum SUD Appropriation (4806). \$921,754 was held in Agency Reserve in the Federal Fund (0163) in the Postpartum SUD Appropriation (4807). \$8,095,664 of was held in agency reserve in the FRA fund (0142) for the Managed care (0198) and Postpartum SUD (4912) appropriations. \$302,257 was held in agency reserve in the AFRA fund (0958) for the Ground Ambulance Appropriation (8714).

(2) FY22 - New Decision Items funded for FMAP Adjustment, Cost to Continue, GR Pickup for Tobacco Shortfall, AFRA Fund Authority CTC, GR Pickup for CHIP enhancement Fund, Additional Medicaid Earnings (\$39,952,372 GR; \$163,467,170 FED; \$502,350 OTH). Supplemental funded for \$834,823,472. \$56,700,000 GR and \$197,300,000 Fed was flexed in. \$49,973,820 GR and \$186,500,000 was used as flex to cover program expenditures.

(3) FY23 - New Decision Items funded for MHD CTC (\$36,285,983 GR; \$33,326,102 OTH), Managed Care Actuarial Increase (\$57,957,571 GR; \$112,183,580 Fed), Family First CTC (\$12,919,680 GR; \$5,846,823 Fed), FMAP Adjustment (\$19,936,725 Fed). \$504,587,806 was flexed in and \$261,848,635 was used as flex to cover program expenditures.

(4) FY24 - New Decision Items funded for MHD CTC (\$104,508,633 GR; \$317,199,503 Fed); Managed Care Actuarial Increase (\$40,137,723 GR; \$77,931,766 Fed), CD Residential Rate Increase (\$2,971,297 GR; \$2,047,786 Fed), FMAP Adjustment (\$32,347,542 Fed), MO MAPS CTC (\$27,776,657 Fed; \$14,282,413 OTH). Supplemental awarded for \$629,885,751.

CORE RECONCILIATION DETAIL

**DEPARTMENT OF SOCIAL SERVICES
MANAGED CARE**

5. CORE RECONCILIATION DETAIL

			Budget Class	FTE	GR	Federal	Other	Total	Explanation
TAFP AFTER VETOES									
			PD	0.00	496,910,932	1,624,810,070	283,700,919	2,405,421,921	
			Total	0.00	496,910,932	1,624,810,070	283,700,919	2,405,421,921	
DEPARTMENT CORE ADJUSTMENTS									
Core Reduction	411	4807	PD	0.00	0	(927,601)	0	(927,601)	Core Reduction of excess authority.
Core Reduction	411	4806	PD	0.00	(382,084)	0	0	(382,084)	Core Reduction of excess authority.
Core Reduction	411	4912	PD	0.00	0	0	(95,664)	(95,664)	Core Reduction of excess authority.
Core Reduction	1126	1784	PD	0.00	0	(205,386,252)	0	(205,386,252)	Core reduction due to estimated lapse.
Core Reduction	1126	1783	PD	0.00	(51,524,584)	0	0	(51,524,584)	Core reduction due to estimated lapse.
Core Reallocation	409	1784	PD	0.00	0	1,939,298	0	1,939,298	Core Reallocation from Parity Approps.
Core Reallocation	409	1783	PD	0.00	998,587	0	0	998,587	Core Reallocation from Parity Approps.
Core Reallocation	410	4837	PD	0.00	(998,587)	0	0	(998,587)	Core Reallocation to Managed Care core appropriations.
Core Reallocation	410	4838	PD	0.00	0	(1,939,298)	0	(1,939,298)	Core Reallocation to Managed Care core appropriations.
NET DEPARTMENT CHANGES				0.00	(51,906,668)	(206,313,853)	(95,664)	(258,316,185)	
DEPARTMENT CORE REQUEST									
			PD	0.00	445,004,264	1,418,496,217	283,605,255	2,147,105,736	
			Total	0.00	445,004,264	1,418,496,217	283,605,255	2,147,105,736	

CORE RECONCILIATION DETAIL

**DEPARTMENT OF SOCIAL SERVICES
MANAGED CARE**

5. CORE RECONCILIATION DETAIL

	Budget Class	FTE	GR	Federal	Other	Total	Explanation
GOVERNOR'S RECOMMENDED CORE							
	PD	0.00	445,004,264	1,418,496,217	283,605,255	2,147,105,736	
	Total	0.00	445,004,264	1,418,496,217	283,605,255	2,147,105,736	

DECISION ITEM SUMMARY

Budget Unit									
Decision Item	FY 2023	FY 2023	FY 2024	FY 2024	FY 2025	FY 2025	*****	*****	
Budget Object Summary	ACTUAL	ACTUAL	BUDGET	BUDGET	DEPT REQ	DEPT REQ	SECURED	SECURED	
Fund	DOLLAR	FTE	DOLLAR	FTE	DOLLAR	FTE	COLUMN	COLUMN	
MANAGED CARE									
CORE									
PROGRAM-SPECIFIC									
GENERAL REVENUE	613,182,876	0.00	496,910,932	0.00	445,004,264	0.00	0	0.00	
CHILDRENS HEALTH INSURANCE	128,280,581	0.00	0	0.00	0	0.00	0	0.00	
TITLE XIX-FEDERAL AND OTHER	1,663,975,812	0.00	1,624,810,070	0.00	1,418,496,217	0.00	0	0.00	
UNCOMPENSATED CARE FUND	33,848,436	0.00	33,848,436	0.00	33,848,436	0.00	0	0.00	
INTERGOVERNMENTAL TRANSFER	16,339,798	0.00	23,486,073	0.00	23,486,073	0.00	0	0.00	
FEDERAL REIMBURSEMENT ALLOWANCE	155,083,260	0.00	155,178,924	0.00	155,083,260	0.00	0	0.00	
HEALTH INITIATIVES	18,590,380	0.00	18,590,380	0.00	18,590,380	0.00	0	0.00	
HEALTHY FAMILIES TRUST	14,735,373	0.00	14,735,373	0.00	14,735,373	0.00	0	0.00	
LIFE SCIENCES RESEARCH TRUST	26,697,272	0.00	26,697,272	0.00	26,697,272	0.00	0	0.00	
PREMIUM	8,117,943	0.00	9,259,854	0.00	9,259,854	0.00	0	0.00	
AMBULANCE SERVICE REIMB ALLOW	1,904,607	0.00	1,904,607	0.00	1,904,607	0.00	0	0.00	
TOTAL - PD	2,680,756,338	0.00	2,405,421,921	0.00	2,147,105,736	0.00	0	0.00	
TOTAL	2,680,756,338	0.00	2,405,421,921	0.00	2,147,105,736	0.00	0	0.00	
MC Actuarial - 1886009									
PROGRAM-SPECIFIC									
GENERAL REVENUE	0	0.00	0	0.00	34,356,898	0.00	0	0.00	
TITLE XIX-FEDERAL AND OTHER	0	0.00	0	0.00	66,901,274	0.00	0	0.00	
TOTAL - PD	0	0.00	0	0.00	101,258,172	0.00	0	0.00	
TOTAL	0	0.00	0	0.00	101,258,172	0.00	0	0.00	
GRAND TOTAL	\$2,680,756,338	0.00	\$2,405,421,921	0.00	\$2,248,363,908	0.00	\$0	0.00	

FLEXIBILITY REQUEST FORM

BUDGET UNIT NUMBER: 90551C BUDGET UNIT NAME: Managed Care HOUSE BILL SECTION: 11.760	DEPARTMENT: Social Services DIVISION: MO HealthNet
---	---

1. Provide the amount by fund of personal service flexibility and the amount by fund of expense and equipment flexibility you are requesting in dollar and percentage terms and explain why the flexibility is needed. If flexibility is being requested among divisions, provide the amount by fund of flexibility you are requesting in dollar and percentage terms and explain why the flexibility is needed.

Department Request

10% flexibility is requested between sections 11.700 (Pharmacy and Clawback), 11.715 (Physician Related Prof), 11.716 (PACE), 11.720 (Dental), 11.725 (Premium Payments), 11.730 (Nursing Facilities and Home Health), 11.745 (Rehab Specialty Services and NEMT), 11.755 (Complex Rehab), 11.760 (Managed Care), 11.765 (MC Specialty Plan), 11.770 (Hospital Care), 11.795 (Health Homes), 11.810 (CHIP), 11.815 (SMHB), 11.825 (Blind).

2. Estimate how much flexibility will be used for the budget year. How much flexibility was used in the Prior Year Budget and the Current Year Budget? Please specify the amount.

PRIOR YEAR ACTUAL AMOUNT OF FLEXIBILITY USED	CURRENT YEAR ESTIMATED AMOUNT OF FLEXIBILITY THAT WILL BE USED	BUDGET REQUEST ESTIMATED AMOUNT OF FLEXIBILITY THAT WILL BE USED
\$261,848,635	DSS will flex up to 10% between sections.	Up to 10% flexibility will be used.

3. Please explain how flexibility was used in the prior and/or current years.

PRIOR YEAR EXPLAIN ACTUAL USE	CURRENT YEAR EXPLAIN PLANNED USE
To allow for program payments in CHIP, Pharmacy, Physician, Show-Me Healty Babies, Nursing Facilities, Non-Emergency Medical Transportation, Premium Payments, Rehab, Blind Pension Medical, and Clawback.	Flexibility allows for MHD to move authority between program sections to ensure bi-monthly payroll obligations are met and services continue to be provided without disruption or delay. Flex allows MHD to shift authority to sections where there is need.

DECISION ITEM DETAIL

Budget Unit	FY 2023	FY 2023	FY 2024	FY 2024	FY 2025	FY 2025	*****	*****
Decision Item	ACTUAL	ACTUAL	BUDGET	BUDGET	DEPT REQ	DEPT REQ	SECURED	SECURED
Budget Object Class	DOLLAR	FTE	DOLLAR	FTE	DOLLAR	FTE	COLUMN	COLUMN
MANAGED CARE								
CORE								
PROGRAM DISTRIBUTIONS	2,680,756,338	0.00	2,405,421,921	0.00	2,147,105,736	0.00	0	0.00
TOTAL - PD	2,680,756,338	0.00	2,405,421,921	0.00	2,147,105,736	0.00	0	0.00
GRAND TOTAL	\$2,680,756,338	0.00	\$2,405,421,921	0.00	\$2,147,105,736	0.00	\$0	0.00
GENERAL REVENUE	\$613,182,876	0.00	\$496,910,932	0.00	\$445,004,264	0.00		0.00
FEDERAL FUNDS	\$1,792,256,393	0.00	\$1,624,810,070	0.00	\$1,418,496,217	0.00		0.00
OTHER FUNDS	\$275,317,069	0.00	\$283,700,919	0.00	\$283,605,255	0.00		0.00

PROGRAM DESCRIPTION

Department: Department of Social Services

HB Section(s): 11.760

Program Name: Managed Care

Program is found in the following core budget(s): Managed Care

1a. What strategic priority does this program address?

Ensuring healthy, safe, and productive lives for MO HealthNet participants.

1b. What does this program do?

The MO HealthNet Division operates a Health Maintenance Organization (HMO) style managed care program in which the state of Missouri contracts with MO HealthNet Managed Care health plans (also referred to as Managed Care Organizations (MCOs)). The MO HealthNet Managed Care health plans provide health care services to enrollees and are paid a monthly capitation payment for each enrollee they serve. Federal Regulation 42 CFR 438-Managed Care and State Authority Section 208.166, RSMo, require capitation payments made on behalf of managed care participants to be actuarially sound. Therefore, MO HealthNet must maintain capitation rates at a sufficient level to ensure continued health plan and provider participation. MO HealthNet Managed Care's objectives are to provide the means to ensure access, manage and coordinate benefits, and monitor quality of care and outcomes while controlling costs.

As of May 1, 2017, statewide participation in MO HealthNet Managed Care is mandatory for the following MO HealthNet eligibility groups:

- MO HealthNet for Families - Adults and Children
- MO HealthNet for Children
- MO HealthNet for Pregnant Women
- Children's Health Insurance Program (CHIP)
- Show Me Healthy Kids (SMHK)
- Show Me Healthy Babies Program (SMHB)

Those participants who receive Supplemental Security Income (SSI), Social Security Disability Insurance (SSDI), meet the SSI medical disability definition, children in state care and custody, or children who receive adoption subsidy benefits may stay in MO HealthNet Managed Care or may choose to "opt out" and receive services on a fee-for-service basis instead.

In MO HealthNet Managed Care, enrollees receive the majority of their services through the managed care benefit. Examples of services included in the capitation payment paid to health plans are: hospital; physician; emergency medical services; Early and Periodic Screening, Diagnostic and Treatment (EPSDT) services; family planning services; dental; optical; audiology; personal care; tobacco cessation; and behavioral health services. Services provided on a fee-for-service basis outside of the capitation payment include: pharmacy services; transplants; school-based therapy; Department of Health and Senior Services newborn screening services; certain behavioral health services, including ICF/ID; community psychiatric rehabilitation services; and Comprehensive Substance Treatment and Rehabilitation (CSTAR) services.

The MO HealthNet Managed Care program is subject to an approved CHIP State Plan and an approved federal 1915(b) waiver. An independent evaluation of the MO HealthNet Managed Care program is required by the Centers for Medicare and Medicaid Services (CMS) with respect to access to care and quality of services. At the end of the waiver period or at prescribed intervals within the waiver period, the state must demonstrate that their waiver cost projections and budget neutrality projections are reasonable and consistent with statute, regulation and guidance.

PROGRAM DESCRIPTION

Department: Department of Social Services

HB Section(s): 11.760

Program Name: Managed Care

Program is found in the following core budget(s): Managed Care

Along with quality assessment, monitoring MO HealthNet Managed Care health plan compliance with contractual requirements is a primary method to measure whether the goals of managed care are being met. Contractual compliance monitoring begins with the issuance of the Request for Proposal (RFP) and continues throughout the contract. Contract compliance is measured through a variety of methods. The MO HealthNet Division has a relationship with the Missouri Department of Commerce and Insurance to analyze MO HealthNet Managed Care health plan provider networks in accordance with 20 CSR 400-7.095 to ensure that the network is adequate to meet the needs of enrollees.

Managed Care quality is monitored, evaluated, and improved on a continuous basis through the following tools and processes:

- Healthcare Effectiveness Data Information Set (HEDIS) measures are tracked for each health plan and compared to statewide and national averages to assess Missouri’s performance on key healthcare quality benchmarks.
- National Committee for Quality Assurance (NCQA) accreditation is required for each Managed Care plan.
- Performance Withhold Program encourages quality improvement by setting aside a portion of capitation payments made to health plans, which the health plans must earn back by meeting or exceeding performance targets.

Year	Actuarial Rate Increase
SFY 2024	\$123,508,431
SFY 2023	\$134,729,476
SFY 2022	\$0
SFY 2021	\$61,757,537
SFY 2020	\$136,699,908
SFY 2019	\$35,579,257
SFY 2018	\$20,403,308
SFY 2017	\$21,266,346
SFY 2016	\$11,192,155
SFY 2015	\$54,573,006

These amounts represent actuarial increases granted by the General Assembly for Managed Care, CHIP, and SMHB for the SFY.

PROGRAM DESCRIPTION

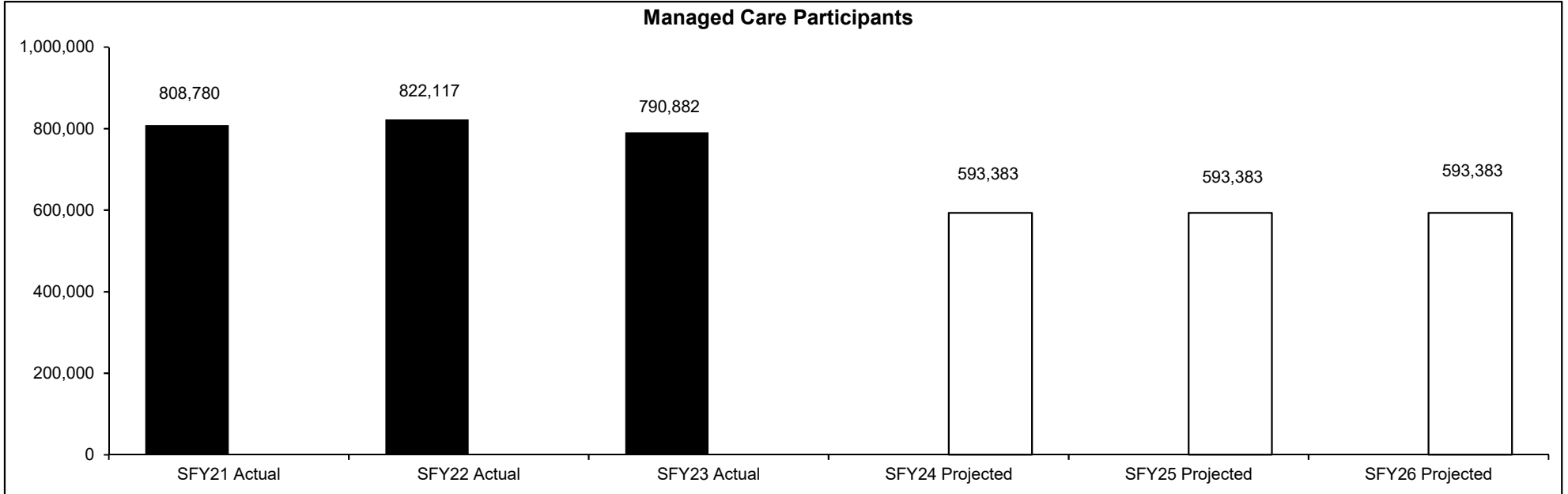
Department: Department of Social Services

HB Section(s): 11.760

Program Name: Managed Care

Program is found in the following core budget(s): Managed Care

2a. Provide an activity measure(s) for the program.



Note 1: Chart depicts total managed care participants enrolled as of the close of SFY 2023. As of SFY23, Managed Care Participant totals do not include the Show-Me Healthy Kid (SMHK), CHIP, or AEG populations because each of these populations are reflected in their own section.

Note 2: Managed Care enrollment increased in SFY22 due to eligibility not being terminated during the COVID-19 pandemic. The Managed Care population is projected to start decreasing in SFY24 due to the Public Health Emergency (PHE) ending.

PROGRAM DESCRIPTION

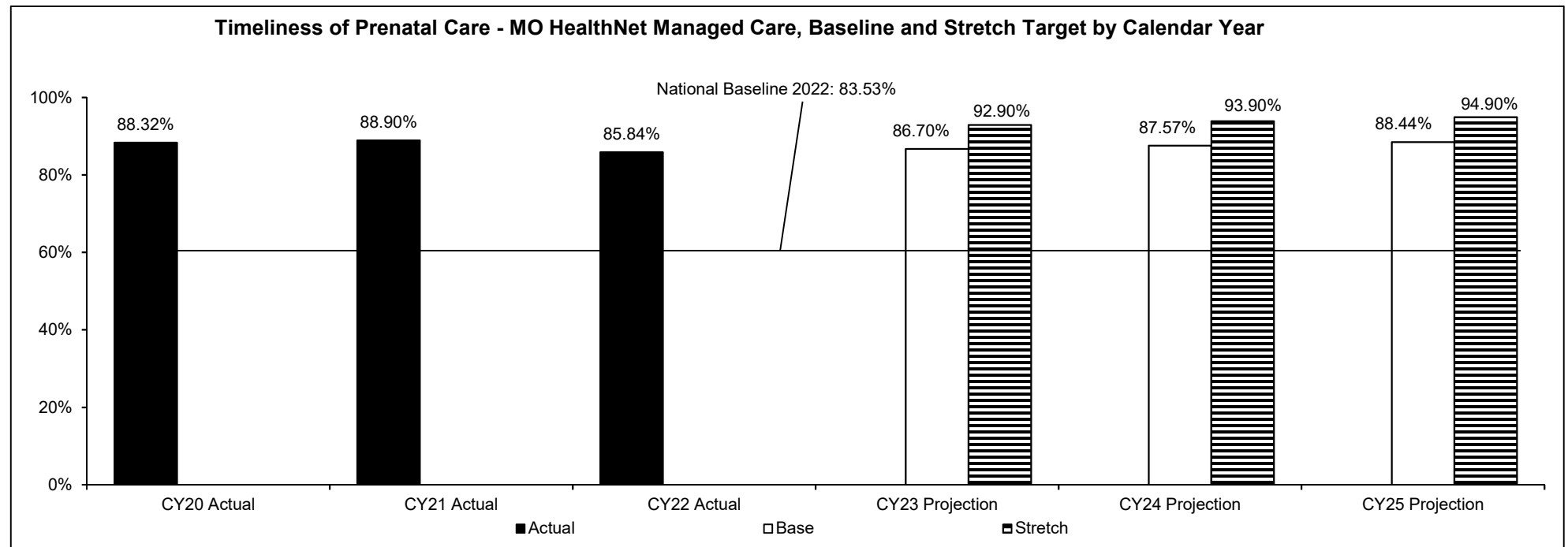
Department: Department of Social Services

HB Section(s): 11.760

Program Name: Managed Care

Program is found in the following core budget(s): Managed Care

2b. Provide a measure(s) of the program's quality.



Note 1: Chart depicts the percentage of deliveries that received a prenatal care visit as a member in the first trimester. Preventive visits increase cost effectiveness through avoiding expensive health care costs. Prenatal care is important for preventing adverse birth outcomes, expensive hospitalizations, and costs associated with long-term disabilities.

Note 2: This is a HEDIS measure, which are standardized measures that allow for routine assessment and continual improvement in the quality of health care.

Note 3: Base is a 1% increase from the prior CY Actual. Stretch is increased to depict goals for FFY projections.

PROGRAM DESCRIPTION

Department: Department of Social Services

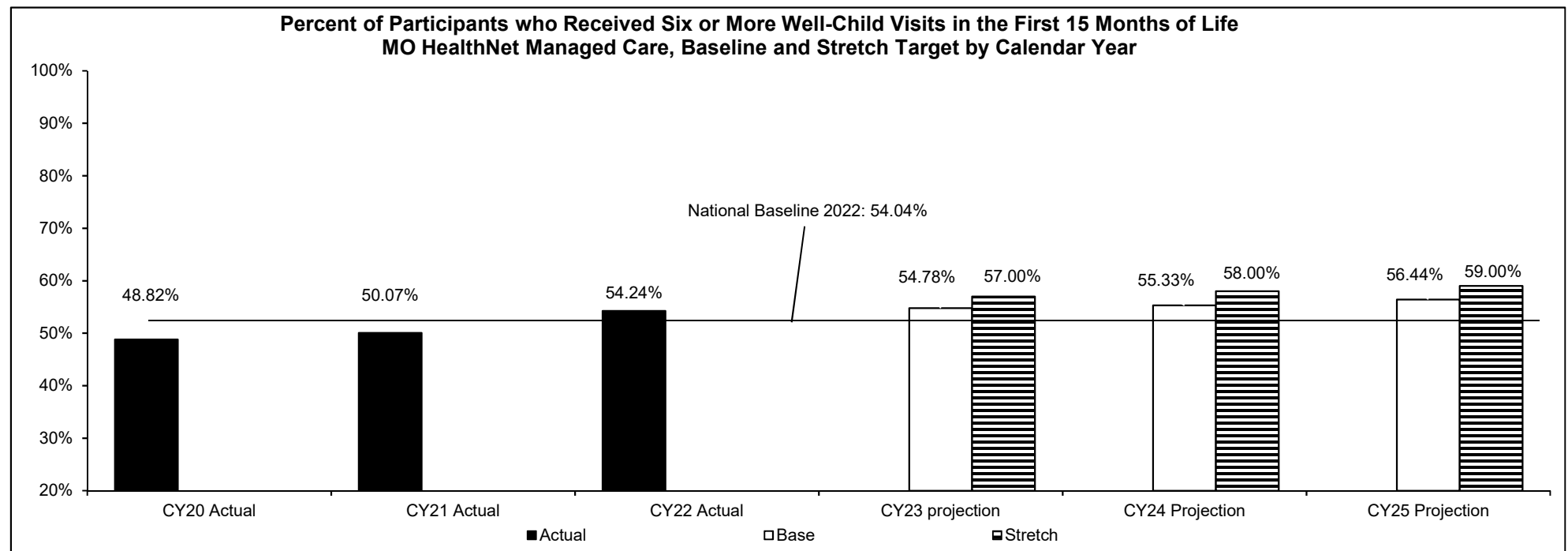
HB Section(s): 11.760

Program Name: Managed Care

Program is found in the following core budget(s): Managed Care

2c. Provide a measure(s) of the program's impact.

Increase the percentage of participants who receive six or more well-child visits in the first 15 months of life.



Note 1: Chart depicts the percentage of participants who receive six or more well-child visits in the first 15 months of life. The decrease in CY20 is due to the PHE.

Note 2: Base is a 1% increase from the prior CY Actual. Stretch goal is to be above the National Baseline for child well-being visits.

PROGRAM DESCRIPTION

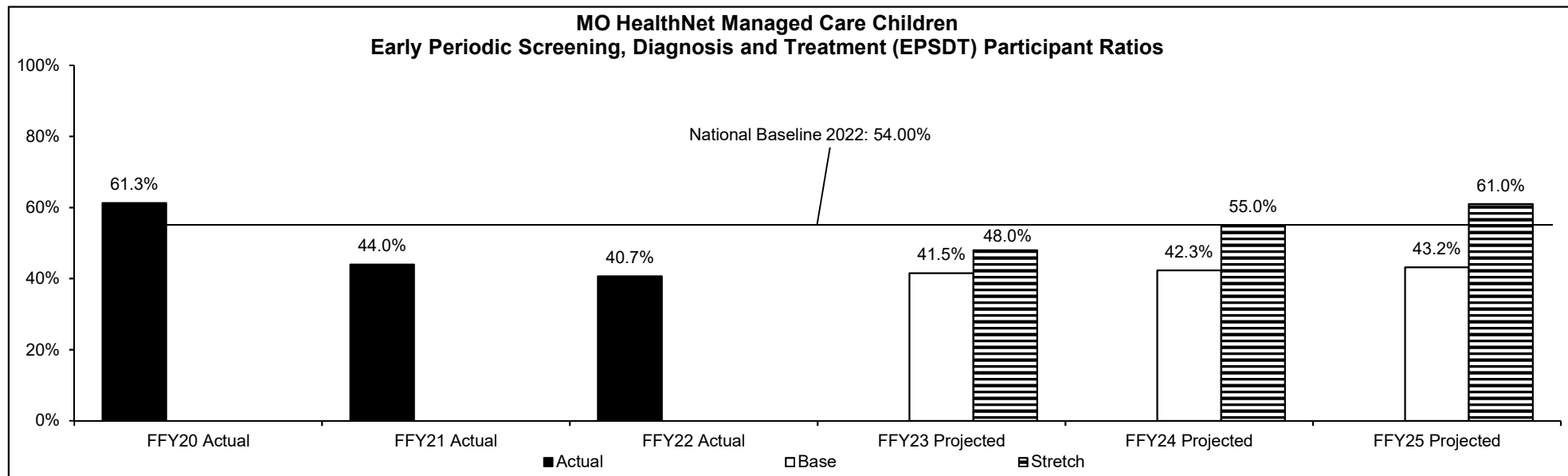
Department: Department of Social Services

HB Section(s): 11.760

Program Name: Managed Care

Program is found in the following core budget(s): Managed Care

2d. Provide a measure(s) of the program's efficiency.



Note 1: Chart depicts the ratio of participants that received at least one initial or periodic screening. Measure relates to eligible children and youth under the age of 21 years. The large decrease from FY20 to FY21 is due to increased eligibility during the Public Health Emergency (PHE) and fewer visits by members. Eligibility is expected to decline at the end of the PHE, therefore, projections are based on FY20 actuals.

Note 2: Program measure provides early and periodic medical/dental screenings, diagnosis and treatment to keep children healthy and prevent illness or disability.

Note 3: Data is reported on a Federal Fiscal Year (FFY) basis to CMS. Base is a 2% increase from the prior FFY Actual. Stretch is increased to depict goals for FFY projections.

PROGRAM DESCRIPTION

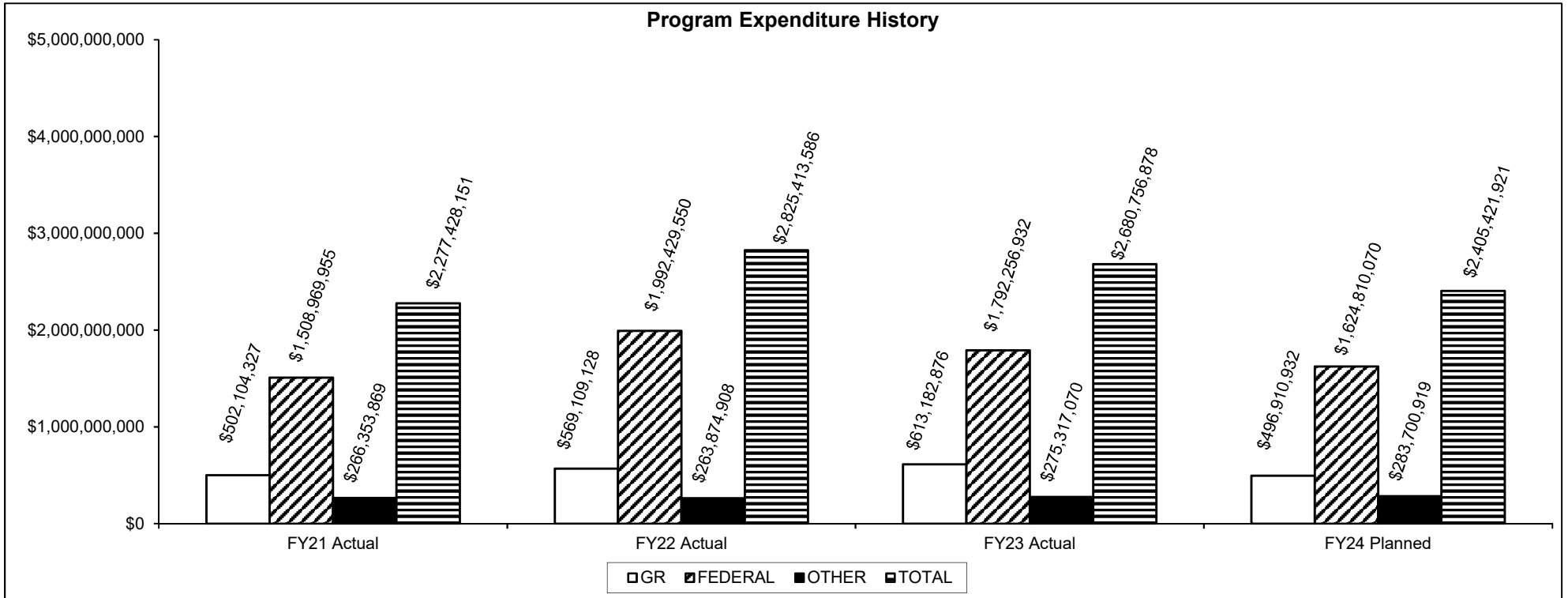
Department: Department of Social Services

HB Section(s): 11.760

Program Name: Managed Care

Program is found in the following core budget(s): Managed Care

3. Provide actual expenditures for the prior three fiscal years and planned expenditures for the current fiscal year. (Note: Amounts do not include fringe benefit costs.)



In FY2022, AEG expenditures are included in total payments. Federal Fund 0809 was used to cover the state share of AEG expenditures. Planned FY2024 expenditures are net of reserves.

PROGRAM DESCRIPTION

Department: Department of Social Services

HB Section(s): 11.760

Program Name: Managed Care

Program is found in the following core budget(s): Managed Care

4. What are the sources of the "Other " funds?

Federal Reimbursement Allowance Fund (0142), Health Initiatives Fund (0275), Healthy Families Trust (0625), Life Sciences Research Trust Fund (0763), Ambulance Service Reimbursement Fund (0958), Uncompensated Care (0108), Premium Fund (0885), and Intergovernmental Transfer Fund (0139).

5. What is the authorization for this program, i.e., federal or state statute, etc.? (Include the federal program number, if applicable.)

State statute: Section 208.166, RSMo. Federal law: Social Security Act Sections 1902(a)(4), 1903(m), 1915(b), 1932. Federal Regulations: 42 CFR 438 and 412.106.

6. Are there federal matching requirements? If yes, please explain.

The FMAP (Federal Medical Assistance Percentage) fluctuates annually based on state and national economic and population data, but generally the state matching requirement is around 35% and the federal match is around 65%. Missouri's state matching requirement for enhanced CHIP FMAP is around 24% and the federal match is around 76%.

7. Is this a federally mandated program? If yes, please explain.

MO HealthNet Managed Care covers most services available to fee-for-service participants. As such, both mandatory and non-mandatory services are included. Services not included in MO HealthNet Managed Care are available on a fee-for-service basis as specified in the FFS cores.

Core – Managed Care Specialty Plan

CORE DECISION ITEM

Department: Social Services
Division: MO HealthNet
Core: Managed Care Specialty Plan

Budget Unit: 90601C

HB Section: 11.765

1. CORE FINANCIAL SUMMARY

	FY 2025 Budget Request			
	GR	Federal	Other	Total
PS	0	0	0	0
EE	0	0	0	0
PSD	110,023,103	224,135,477	21,402,611	355,561,191
TRF	0	0	0	0
Total	110,023,103	224,135,477	21,402,611	355,561,191

FTE **0.00** **0.00** **0.00** **0.00**

Est. Fringe	0	0	0	0
--------------------	---	---	---	---

Note: Fringes budgeted in House Bill 5 except for certain fringes budgeted directly to MoDOT, Highway Patrol, and Conservation.

	FY 2025 Governor's Recommendation			
	GR	Federal	Other	Total
PS	0	0	0	0
EE	0	0	0	0
PSD	0	0	0	0
TRF	0	0	0	0
Total	0	0	0	0

FTE **0.00** **0.00** **0.00** **0.00**

Est. Fringe	0	0	0	0
--------------------	---	---	---	---

Note: Fringes budgeted in House Bill 5 except for certain fringes budgeted directly to MoDOT, Highway Patrol, and Conservation.

Other Funds:
 Ambulance Service Reimb Allowance Fund (0958) - \$300,000
 Federal Reimbursement Allowance Fund (FRA) (0142) - \$21,102,611

Other Funds:

2. CORE DESCRIPTION

This item funds health care services, behavioral health services, and care management and coordination to children in the care and custody of the State of Missouri; children who receive adoption or legal guardianship subsidy assistance; and individuals under the age of 26 who were in foster care on their 18th birthday and were covered by MO HealthNet. This item also funds individuals who were covered by Medicaid from another state, but are not eligible for Medicaid coverage under another mandatory coverage group.

3. PROGRAM LISTING (list programs included in this core funding)

Managed Care Specialty Plan

CORE DECISION ITEM

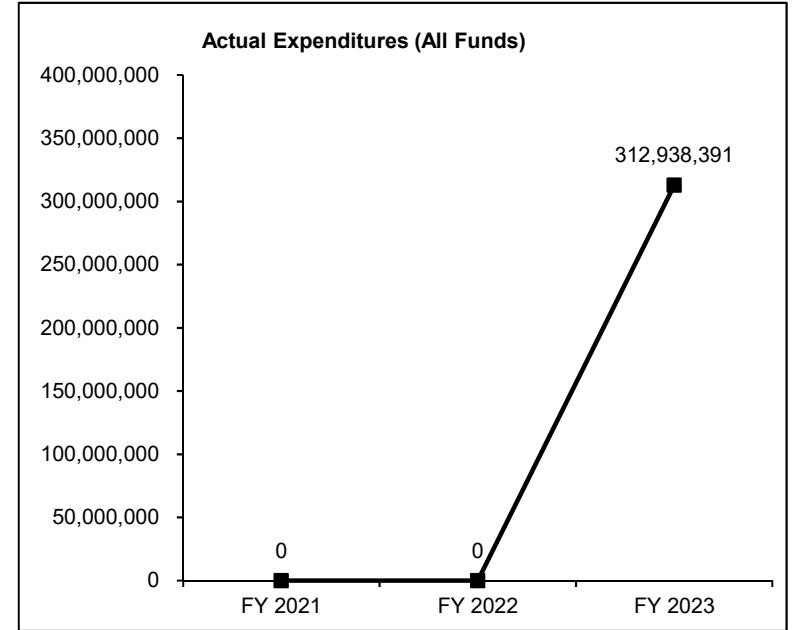
Department: Social Services
Division: MO HealthNet
Core: Managed Care Specialty Plan

Budget Unit: 90601C

HB Section: 11.765

4. FINANCIAL HISTORY

	FY 2021 Actual	FY 2022 Actual	FY 2023 Actual	FY 2024 Current Yr.
Appropriation (All Funds)	0	0	350,263,527	383,903,354
Less Reverted (All Funds)	0	0	0	(3,300,693)
Less Restricted (All Funds)	0	0	0	0
Budget Authority (All Funds)	0	0	350,263,527	380,602,661
Actual Expenditures (All Funds)	0	0	312,938,391	N/A
Unexpended (All Funds)	0	0	37,325,136	N/A
Unexpended, by Fund:				
General Revenue	0	0	3,161,106	N/A
Federal	0	0	33,907,148	N/A
Other	0	0	256,881	N/A
			(1)	(2)



*Current Year restricted amount is as of 9/01/2023.

Reverted includes statutory reserve amounts (when applicable).

Restricted includes Governor's expenditure restrictions which remained at the end of the fiscal year.

NOTES:

(1) FY23 - Managed Care Specialty Plan was established (HB 11.762). New Decision Item funded for QRTP Rate Increase (\$990,241 GR; \$1,917,785 Fed).

(2) FY24 - New Decision Items funded for FMAP Adjustment (\$312,131 Fed), MHD CTC (\$6,030,241 GR; \$12,270,882 Fed), Managed Care Actuarial Increase (\$3,619,738 GR; \$7,028,117 Fed), TFC Rate Increase (\$122,566 GR; \$235,919 Fed), QRTP/Non-IMD & QRT/IMD Rates (\$3,328,739 GR; \$3,102,936 Fed). Supplemental awarded for \$2,199,311.

CORE RECONCILIATION DETAIL

**DEPARTMENT OF SOCIAL SERVICES
MANAGED CARE SPECIALTY PLAN**

5. CORE RECONCILIATION DETAIL

	Budget Class	FTE	GR	Federal	Other	Total	Explanation
TAFP AFTER VETOES							
	PD	0.00	110,023,103	252,477,640	21,402,611	383,903,354	
	Total	0.00	110,023,103	252,477,640	21,402,611	383,903,354	
DEPARTMENT CORE ADJUSTMENTS							
Core Reduction	1127 1468	PD	0	(28,342,163)	0	(28,342,163)	Core reduction due to estimated lapse.
NET DEPARTMENT CHANGES		0.00	0	(28,342,163)	0	(28,342,163)	
DEPARTMENT CORE REQUEST							
	PD	0.00	110,023,103	224,135,477	21,402,611	355,561,191	
	Total	0.00	110,023,103	224,135,477	21,402,611	355,561,191	
GOVERNOR'S RECOMMENDED CORE							
	PD	0.00	110,023,103	224,135,477	21,402,611	355,561,191	
	Total	0.00	110,023,103	224,135,477	21,402,611	355,561,191	

DECISION ITEM SUMMARY

Budget Unit									
Decision Item	FY 2023	FY 2023	FY 2024	FY 2024	FY 2025	FY 2025	*****	*****	
Budget Object Summary	ACTUAL	ACTUAL	BUDGET	BUDGET	DEPT REQ	DEPT REQ	SECURED	SECURED	
Fund	DOLLAR	FTE	DOLLAR	FTE	DOLLAR	FTE	COLUMN	COLUMN	
MANAGED CARE SPECIALTY PLAN									
CORE									
PROGRAM-SPECIFIC									
GENERAL REVENUE	96,272,155	0.00	110,023,103	0.00	110,023,103	0.00	0	0.00	
TITLE XIX-FEDERAL AND OTHER	195,520,507	0.00	252,477,640	0.00	224,135,477	0.00	0	0.00	
FEDERAL REIMBURSEMENT ALLOWANCE	21,102,611	0.00	21,102,611	0.00	21,102,611	0.00	0	0.00	
AMBULANCE SERVICE REIMB ALLOW	43,119	0.00	300,000	0.00	300,000	0.00	0	0.00	
TOTAL - PD	312,938,392	0.00	383,903,354	0.00	355,561,191	0.00	0	0.00	
TOTAL	312,938,392	0.00	383,903,354	0.00	355,561,191	0.00	0	0.00	
MC Actuarial - 1886009									
PROGRAM-SPECIFIC									
GENERAL REVENUE	0	0.00	0	0.00	2,285,370	0.00	0	0.00	
TITLE XIX-FEDERAL AND OTHER	0	0.00	0	0.00	4,122,711	0.00	0	0.00	
TOTAL - PD	0	0.00	0	0.00	6,408,081	0.00	0	0.00	
TOTAL	0	0.00	0	0.00	6,408,081	0.00	0	0.00	
MHD CTC - 1886020									
PROGRAM-SPECIFIC									
GENERAL REVENUE	0	0.00	0	0.00	3,678,217	0.00	0	0.00	
TOTAL - PD	0	0.00	0	0.00	3,678,217	0.00	0	0.00	
TOTAL	0	0.00	0	0.00	3,678,217	0.00	0	0.00	
GRAND TOTAL	\$312,938,392	0.00	\$383,903,354	0.00	\$365,647,489	0.00	\$0	0.00	

FLEXIBILITY REQUEST FORM

BUDGET UNIT NUMBER: 90601C BUDGET UNIT NAME: Managed Care Specialty Plan HOUSE BILL SECTION: 11.765	DEPARTMENT: Social Services DIVISION: MO HealthNet
--	---

1. Provide the amount by fund of personal service flexibility and the amount by fund of expense and equipment flexibility you are requesting in dollar and percentage terms and explain why the flexibility is needed. If flexibility is being requested among divisions, provide the amount by fund of flexibility you are requesting in dollar and percentage terms and explain why the flexibility is needed.

Department Request

10% flexibility is requested between sections 11.700 (Pharmacy and Clawback), 11.715 (Physician Related Prof), 11.716 (PACE), 11.720 (Dental), 11.725 (Premium Payments), 11.730 (Nursing Facilities and Home Health), 11.745 (Rehab Specialty Services and NEMT), 11.755 (Complex Rehab), 11.760 (Managed Care), 11.765 (MC Specialty Plan), 11.770 (Hospital Care), 11.795 (Health Homes), 11.810 (CHIP), 11.815 (SMHB), 11.825 (Blind).

2. Estimate how much flexibility will be used for the budget year. How much flexibility was used in the Prior Year Budget and the Current Year Budget? Please specify the amount.

PRIOR YEAR ACTUAL AMOUNT OF FLEXIBILITY USED	CURRENT YEAR ESTIMATED AMOUNT OF FLEXIBILITY THAT WILL BE USED	BUDGET REQUEST ESTIMATED AMOUNT OF FLEXIBILITY THAT WILL BE USED
\$0	N/A	Up to 10% flexibility will be used.

3. Please explain how flexibility was used in the prior and/or current years.

PRIOR YEAR EXPLAIN ACTUAL USE	CURRENT YEAR EXPLAIN PLANNED USE
N/A	Flexibility allows for MHD to move authority between program sections to ensure bi-monthly payroll obligations are met and services continue to be provided without disruption or delay. Flex allows MHD to shift authority to sections where there is need.

DECISION ITEM DETAIL

Budget Unit	FY 2023	FY 2023	FY 2024	FY 2024	FY 2025	FY 2025	*****	*****
Decision Item	ACTUAL	ACTUAL	BUDGET	BUDGET	DEPT REQ	DEPT REQ	SECURED	SECURED
Budget Object Class	DOLLAR	FTE	DOLLAR	FTE	DOLLAR	FTE	COLUMN	COLUMN
MANAGED CARE SPECIALTY PLAN								
CORE								
PROGRAM DISTRIBUTIONS	312,938,392	0.00	383,903,354	0.00	355,561,191	0.00	0	0.00
TOTAL - PD	312,938,392	0.00	383,903,354	0.00	355,561,191	0.00	0	0.00
GRAND TOTAL	\$312,938,392	0.00	\$383,903,354	0.00	\$355,561,191	0.00	\$0	0.00
GENERAL REVENUE	\$96,272,155	0.00	\$110,023,103	0.00	\$110,023,103	0.00		0.00
FEDERAL FUNDS	\$195,520,507	0.00	\$252,477,640	0.00	\$224,135,477	0.00		0.00
OTHER FUNDS	\$21,145,730	0.00	\$21,402,611	0.00	\$21,402,611	0.00		0.00

PROGRAM DESCRIPTION

Department: Social Services

HB Section(s): 11.765

Program Name: Show Me Healthy Kids

Program is found in the following core budget(s): Managed Care Specialty Plan

1a. What strategic priority does this program address?

Provide a comprehensive physical and behavioral health delivery system for state care and custody members.

1b. What does this program do?

The MO HealthNet Division operates a Health Maintenance Organization (HMO) style managed care program in which the state of Missouri contracts with MO HealthNet Managed Care health plans (also referred to as Managed Care Organizations (MCOs). The specialty plan allows participants to receive both their physical health services and behavioral health services through managed care, thus providing a coordinated approach.

Effective July 1, 2022, Missouri established the Managed Care Specialty Plan also known as the Show-Me Healthy Kids (SMHK) program. SMHK's objectives are to enhance cross-system partnerships and trauma informed care across child-serving systems to strengthen coordination and improve the well-being of children, youth, and families; promote early identification, prevention, and treatment to support resiliency, and recovery for children, youth, and families; to partner with providers to support whole-person care and provide care coordination; establish a comprehensive Physical and Behavioral Health provider network that specializes in the targeted population; and to establish an effective partnership amongst all stakeholders to build a collaborative strategy emphasizing accountability, behavioral, and physical health integration and health outcomes, and drive the system towards value-based care.

SMHK includes the following MO HealthNet eligibility groups:

- Children in the care and custody of the State through Children's Division or Division of Youth Services
- Persons under age 26, who were in foster care on their 18th birthday and:
 - Were covered by MO HealthNet, and who meet other eligibility criteria
 - Were covered by Medicaid from another state, but are not eligible for Medicaid coverage under another mandatory coverage group
 - Children who receive adoption or legal guardianship subsidy assistance

SMHK eligibles may voluntarily dis-enroll from the Managed Care Program or choose to not enroll in the Managed Care Program if they:

- Are eligible for Supplemental Security Income (SSI) under Title XVI of the Act;
- Are described in Section 501(a)(1)(D) of the Act; or
- Are described in Section 1902- (e)(3) of the Act.

SMHK participants receive medical health services, behavioral health services, and care management and coordination. Examples of services included in the specialty plans are: hospital; physician; emergency medical services; maternity services; inpatient and outpatient behavioral health services; substance use disorder services; trauma informed comprehensive care management; disease management. Services provided on a fee-for-service basis outside of the capitation payment include: pharmacy services; applied behavioral analysis (ABA) services; and services administered by the Department of Mental Health, including: community psychiatric rehabilitation, comprehensive substance treatment and rehabilitation, and targeted care management.

PROGRAM DESCRIPTION

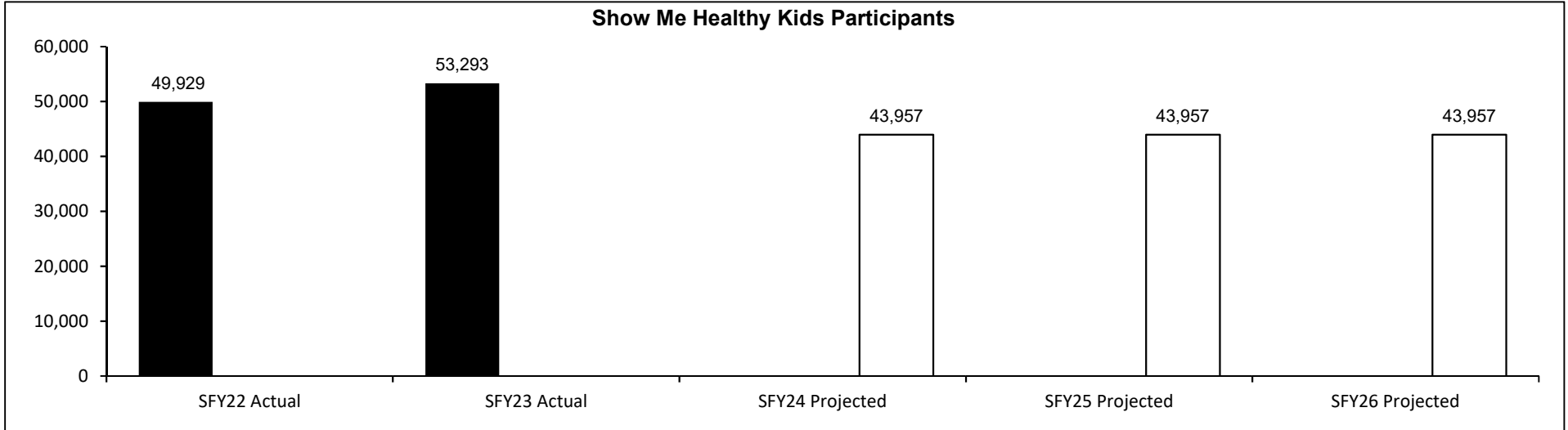
Department: Social Services

HB Section(s): 11.765

Program Name: Show Me Healthy Kids

Program is found in the following core budget(s): Managed Care Specialty Plan

2a. Provide an activity measure for the program.



Note: Managed Care enrollment for this program began in July 2022; however, due to the eligibility criteria modifications during the Public Health Emergency (PHE), there are participants covered under this managed care plan that may be eligible for a managed care general plan. Starting in July 2023, the SMHK population is projected to decrease due to these eligibility modifications.

2b. Provide a measure of the program's quality.

This is a new program, and MHD will have updated measures once a full year of data is available. This measure will evaluate the percentage of children and adolescents, 1–17 years of age, who had a new prescription for an antipsychotic medication and had documentation of psychosocial care as first-line treatment.

2c. Provide a measure of the program's impact.

This is a new program, and MHD will have updated measures once a full year of data is available. This measure will evaluate the percentage of participants, 5–64 years of age, who were identified as having persistent asthma and had a ratio of controller medications to total asthma medications of 0.50 or greater during the measurement year.

PROGRAM DESCRIPTION

Department: Social Services

HB Section(s): 11.765

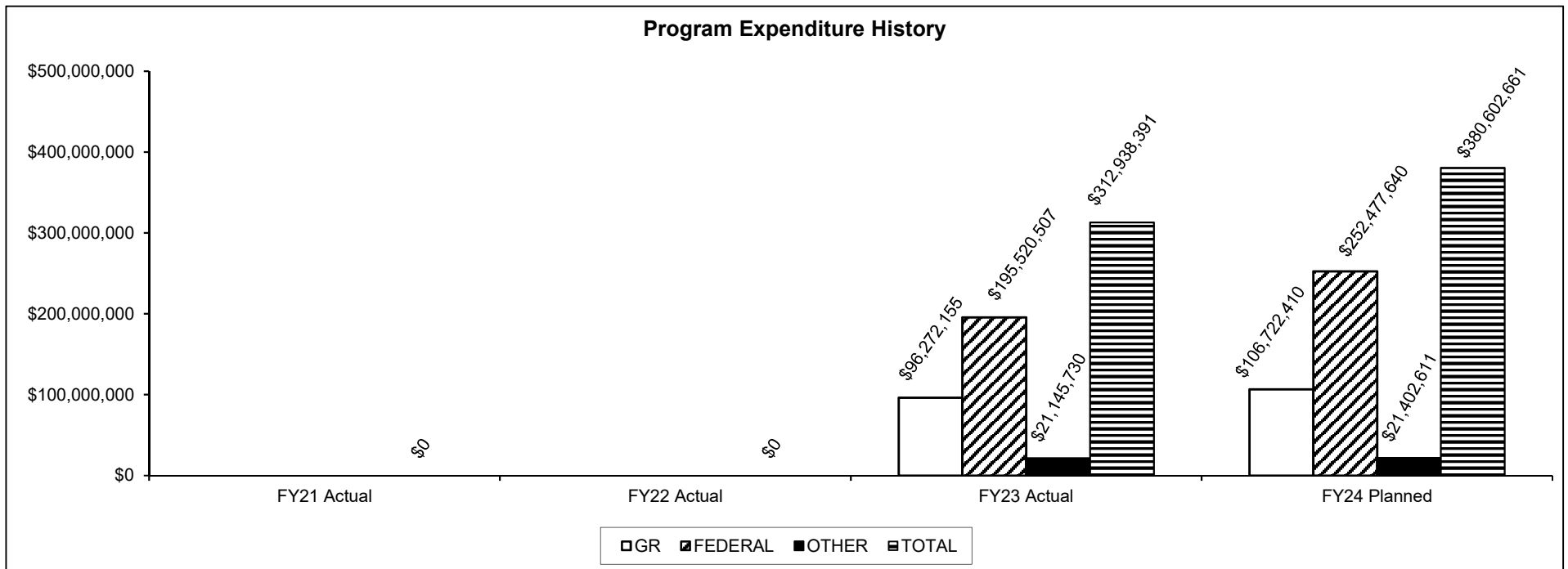
Program Name: Show Me Healthy Kids

Program is found in the following core budget(s): Managed Care Specialty Plan

2d. Provide a measure of the program's efficiency.

This is a new program, and MHD will have updated measures once a full year of data is available. This measure will evaluate the percentage of children, 6-12 years of age, who are prescribed ADHD medication and have had the appropriate number of follow up care visits. The number of follow up care visits is based on how long they have been on the medication.

3. Provide actual expenditures for the prior three fiscal years; planned expenditures for the current fiscal year. (Note: Amounts do not include fringe benefit costs.)



Appropriation established in FY2023. Planned FY2024 expenditures are net of reverted.

PROGRAM DESCRIPTION

Department: Social Services

HB Section(s): 11.765

Program Name: Show Me Healthy Kids

Program is found in the following core budget(s): Managed Care Specialty Plan

4. What are the sources of the "Other " funds?

Federal Reimbursement Allowance Fund (0142) and Ambulance Service Reimbursement Fund (0958)

5. What is the authorization for this program, i.e., federal or state statute, etc.? (Include the federal program number, if applicable.)

State statute: Section 208.166, RSMo. Federal law: Social Security Act Sections 1902 (a)(4), 1915(b) and 1115. Federal Regulations: 42 CFR, Part 438.

6. Are there federal matching requirements? If yes, please explain.

The FMAP (Federal Medical Assistance Percentage) fluctuates annually based on state and national economic and population data, but generally the state matching requirement is around 35% and the federal match is around 65%.

7. Is this a federally mandated program? If yes, please explain.

Yes. Section 1902 (a) (4) of the Social Security Act requires such methods of administration as necessary for the proper and efficient administration of the Medicaid State Plan.

Core – Hospital Care

CORE DECISION ITEM

Department: Social Services
 Division: MO HealthNet
 Core: Hospital Care

Budget Unit: 90552C

HB Section: 11.770

1. CORE FINANCIAL SUMMARY

	FY 2025 Budget Request			
	GR	Federal	Other	Total
PS	0	0	0	0
EE	0	215,000	215,000	430,000
PSD	71,730,334	428,322,894	143,297,446	643,350,674
TRF	0	0	0	0
Total	71,730,334	428,537,894	143,512,446	643,780,674
FTE	0.00	0.00	0.00	0.00

	FY 2025 Governor's Recommendation			
	GR	Federal	Other	Total
PS	0	0	0	0
EE	0	0	0	0
PSD	0	0	0	0
TRF	0	0	0	0
Total	0	0	0	0
FTE	0.00	0.00	0.00	0.00

Est. Fringe	0	0	0	0
--------------------	---	---	---	---

Note: Fringes budgeted in House Bill 5 except for certain fringes budgeted directly to MoDOT, Highway Patrol, and Conservation.

Est. Fringe	0	0	0	0
--------------------	---	---	---	---

Note: Fringes budgeted in House Bill 5 except for certain fringes budgeted directly to MoDOT, Highway Patrol, and Conservation.

Other Funds:
 Federal Reimbursement Allowance Fund (FRA) (0142) - \$113,131,293
 Pharmacy Reimbursement Allowance (0144) - \$15,709
 Healthy Families Trust (0625) - \$30,365,444

Other Funds:

2. CORE DESCRIPTION

This item provides funding to reimburse hospitals for services provided to fee-for-service MO HealthNet participants.

3. PROGRAM LISTING (list programs included in this core funding)

Inpatient and Outpatient hospital services

CORE DECISION ITEM

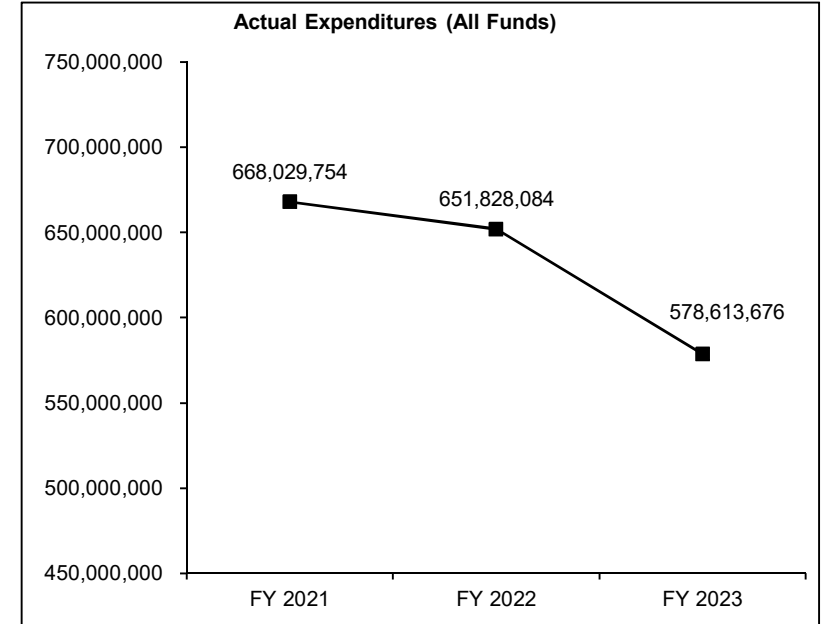
Department: Social Services
Division: MO HealthNet
Core: Hospital Care

Budget Unit: 9052C

HB Section: 11.770

4. FINANCIAL HISTORY

	FY 2021 Actual	FY 2022 Actual	FY 2023 Actual	FY 2024 Current Yr.
Appropriation (All Funds)	679,513,708	716,299,039	590,469,569	643,780,674
Less Reverted (All Funds)	0	0	0	(240,000)
Less Restricted (All Funds)*	0	0	0	0
Budget Authority (All Funds)	<u>679,513,708</u>	<u>716,299,039</u>	<u>590,469,569</u>	<u>643,540,674</u>
Actual Expenditures (All Funds)	668,029,754	651,828,084	578,613,676	N/A
Unexpended (All Funds)	<u>11,483,954</u>	<u>64,470,955</u>	<u>11,855,893</u>	N/A
Unexpended, by Fund:				
General Revenue	3,111,127	3,600,583	11,745,029	N/A
Federal	5,719,084	60,706,753	69,329	N/A
Other	2,653,743	163,619	41,535	N/A
	(1)	(2)	(3)	(4)



*Current Year restricted amount is as of 9/01/2023.

Reverted includes statutory reserve amounts (when applicable).

Restricted includes Governor's expenditure restrictions which remained at the end of the fiscal year.

NOTES:

- (1) FY21** - New Decision Items funded for FMAP Adjustment (\$8,599,416 GR), Cost to Continue (\$16,152,024 GR; \$63,315,646 Fed), Asset Limit CTC (\$567,430 GR; \$1,630,742 Fed; \$305,539 Other), Asset Limit Phase-In (\$141,264 GR; \$405,980 Fed; \$76,066 Other). \$5,600,000 GR and \$39,306,933 Fed was flexed in to cover program expenditures. \$4,200,000 GR and \$32,800,000 Fed was used as flex to cover other program expenditures.
- (2) FY22** - New Decision Items funded for FMAP Adjustment (\$3,233,851 Fed), Cost to Continue (\$21,249,484 Fed), GR Pickup for Tobacco Shortfall (\$10,000,000 GR), Asset Limit CTC (\$580,753 GR; \$1,764,498 Fed; \$327,826 Other). Supplemental funded for \$122,279,980. \$475,000 Fed was flexed in. \$9,800,000 GR and \$12,000,000 Fed was used as flex to cover program expenditures.
- (3) FY23** - New Decision Items funded for FMAP Adjustment (\$431,877 GR), MHD CTC (\$8,457,957 GR), Family First CTC (\$1,723,305 GR; \$3,399,480 Fed). \$18,000,000 Fed was flexed in and \$53,160,000 was used as flex to cover program expenditures.
- (4) FY24** - New Decision Items funded for FMAP Adjustment (\$6,629,239 Fed), MHD CTC (\$23,521,023 GR; \$17,025,659 Fed), Inpatient Psychiatric Care Rate Increase (\$8,000,000 GR; \$16,500,000 Fed; \$500,000 OTH). Supplemental awarded for \$27,395,577.

CORE RECONCILIATION DETAIL

**DEPARTMENT OF SOCIAL SERVICES
HOSPITAL CARE**

5. CORE RECONCILIATION DETAIL

	Budget Class	FTE	GR	Federal	Other	Total	Explanation
TAFP AFTER VETOES							
	EE	0.00	0	215,000	215,000	430,000	
	PD	0.00	71,730,334	428,322,894	143,297,446	643,350,674	
	Total	0.00	71,730,334	428,537,894	143,512,446	643,780,674	
DEPARTMENT CORE REQUEST							
	EE	0.00	0	215,000	215,000	430,000	
	PD	0.00	71,730,334	428,322,894	143,297,446	643,350,674	
	Total	0.00	71,730,334	428,537,894	143,512,446	643,780,674	
GOVERNOR'S RECOMMENDED CORE							
	EE	0.00	0	215,000	215,000	430,000	
	PD	0.00	71,730,334	428,322,894	143,297,446	643,350,674	
	Total	0.00	71,730,334	428,537,894	143,512,446	643,780,674	

DECISION ITEM SUMMARY

Budget Unit									
Decision Item	FY 2023	FY 2023	FY 2024	FY 2024	FY 2025	FY 2025	*****	*****	
Budget Object Summary	ACTUAL	ACTUAL	BUDGET	BUDGET	DEPT REQ	DEPT REQ	SECURED	SECURED	
Fund	DOLLAR	FTE	DOLLAR	FTE	DOLLAR	FTE	COLUMN	COLUMN	
HOSPITAL CARE									
CORE									
EXPENSE & EQUIPMENT									
TITLE XIX-FEDERAL AND OTHER	196,165	0.00	215,000	0.00	215,000	0.00	0	0.00	
FEDERAL REIMBURSEMENT ALLOWANCE	196,165	0.00	215,000	0.00	215,000	0.00	0	0.00	
TOTAL - EE	392,330	0.00	430,000	0.00	430,000	0.00	0	0.00	
PROGRAM-SPECIFIC									
GENERAL REVENUE	44,746,893	0.00	71,730,334	0.00	71,730,334	0.00	0	0.00	
TITLE XIX-FEDERAL AND OTHER	370,699,707	0.00	428,322,894	0.00	428,322,894	0.00	0	0.00	
FEDERAL REIMBURSEMENT ALLOWANCE	132,393,593	0.00	112,916,293	0.00	112,916,293	0.00	0	0.00	
PHARMACY REIMBURSEMENT ALLOWAN	15,708	0.00	15,709	0.00	15,709	0.00	0	0.00	
HEALTHY FAMILIES TRUST	30,365,444	0.00	30,365,444	0.00	30,365,444	0.00	0	0.00	
TOTAL - PD	578,221,345	0.00	643,350,674	0.00	643,350,674	0.00	0	0.00	
TOTAL	578,613,675	0.00	643,780,674	0.00	643,780,674	0.00	0	0.00	
OPFS Trend - 1886019									
PROGRAM-SPECIFIC									
GENERAL REVENUE	0	0.00	0	0.00	3,575,863	0.00	0	0.00	
TITLE XIX-FEDERAL AND OTHER	0	0.00	0	0.00	6,963,079	0.00	0	0.00	
TOTAL - PD	0	0.00	0	0.00	10,538,942	0.00	0	0.00	
TOTAL	0	0.00	0	0.00	10,538,942	0.00	0	0.00	
MHD CTC - 1886020									
PROGRAM-SPECIFIC									
GENERAL REVENUE	0	0.00	0	0.00	12,636,346	0.00	0	0.00	
TITLE XIX-FEDERAL AND OTHER	0	0.00	0	0.00	12,528,244	0.00	0	0.00	
TOTAL - PD	0	0.00	0	0.00	25,164,590	0.00	0	0.00	
TOTAL	0	0.00	0	0.00	25,164,590	0.00	0	0.00	
GRAND TOTAL	\$578,613,675	0.00	\$643,780,674	0.00	\$679,484,206	0.00	\$0	0.00	

FLEXIBILITY REQUEST FORM

BUDGET UNIT NUMBER: 90552C BUDGET UNIT NAME: Hospital Care HOUSE BILL SECTION: 11.770	DEPARTMENT: Social Services DIVISION: MO HealthNet
--	---

1. Provide the amount by fund of personal service flexibility and the amount by fund of expense and equipment flexibility you are requesting in dollar and percentage terms and explain why the flexibility is needed. If flexibility is being requested among divisions, provide the amount by fund of flexibility you are requesting in dollar and percentage terms and explain why the flexibility is needed.

Department Request

10% flexibility is requested between sections 11.700 (Pharmacy and Clawback), 11.715 (Physician Related Prof), 11.716 (PACE), 11.720 (Dental), 11.725 (Premium Payments), 11.730 (Nursing Facilities and Home Health), 11.745 (Rehab Specialty Services and NEMT), 11.755 (Complex Rehab), 11.760 (Managed Care), 11.765 (MC Specialty Plan), 11.770 (Hospital Care), 11.795 (Health Homes), 11.810 (CHIP), 11.815 (SMHB), 11.825 (Blind).

2. Estimate how much flexibility will be used for the budget year. How much flexibility was used in the Prior Year Budget and the Current Year Budget? Please specify the amount.

PRIOR YEAR ACTUAL AMOUNT OF FLEXIBILITY USED	CURRENT YEAR ESTIMATED AMOUNT OF FLEXIBILITY THAT WILL BE USED	BUDGET REQUEST ESTIMATED AMOUNT OF FLEXIBILITY THAT WILL BE USED
\$53,160,000	DSS will flex up to 10% between sections.	Up to 10% flexibility will be used.

3. Please explain how flexibility was used in the prior and/or current years.

PRIOR YEAR EXPLAIN ACTUAL USE	CURRENT YEAR EXPLAIN PLANNED USE
To allow for program payments in Managed Care and Premium Payments.	Flexibility allows for MHD to move authority between program sections to ensure bi-monthly payroll obligations are met and services continue to be provided without disruption or delay. Flex allows MHD to shift authority to sections where there is need.

DECISION ITEM DETAIL

Budget Unit	FY 2023	FY 2023	FY 2024	FY 2024	FY 2025	FY 2025	*****	*****
Decision Item	ACTUAL	ACTUAL	BUDGET	BUDGET	DEPT REQ	DEPT REQ	SECURED	SECURED
Budget Object Class	DOLLAR	FTE	DOLLAR	FTE	DOLLAR	FTE	COLUMN	COLUMN
HOSPITAL CARE								
CORE								
PROFESSIONAL SERVICES	392,330	0.00	430,000	0.00	430,000	0.00	0	0.00
TOTAL - EE	392,330	0.00	430,000	0.00	430,000	0.00	0	0.00
PROGRAM DISTRIBUTIONS	578,221,345	0.00	643,350,674	0.00	643,350,674	0.00	0	0.00
TOTAL - PD	578,221,345	0.00	643,350,674	0.00	643,350,674	0.00	0	0.00
GRAND TOTAL	\$578,613,675	0.00	\$643,780,674	0.00	\$643,780,674	0.00	\$0	0.00
GENERAL REVENUE	\$44,746,893	0.00	\$71,730,334	0.00	\$71,730,334	0.00		0.00
FEDERAL FUNDS	\$370,895,872	0.00	\$428,537,894	0.00	\$428,537,894	0.00		0.00
OTHER FUNDS	\$162,970,910	0.00	\$143,512,446	0.00	\$143,512,446	0.00		0.00

PROGRAM DESCRIPTION

Department: Social Services

HB Section(s): 11.770

Program Name: Hospital Care

Program is found in the following core budget(s): Hospital Care

1a. What strategic priority does this program address?

Provide accessible, quality hospital care and ensure appropriate utilization

1b. What does this program do?

The MO HealthNet Division (MHD) reimburses for inpatient and outpatient hospital services for fee-for-service participants. These services are mandatory Medicaid-covered services and are provided statewide. Inpatient hospital services are medical services provided in a hospital acute or psychiatric care setting for the care and treatment of MO HealthNet participants. Outpatient hospital services include preventive, diagnostic, emergency, therapeutic, rehabilitative, or palliative services provided in an outpatient setting.

A full list of Missouri's 168 licensed hospitals can be found on the Department of Health and Senior Services website at:

<https://health.mo.gov/safety/healthservregs/directories.php>. The listing from DHSS dated 6/29/2023 lists a total of 168 licensed hospitals which includes 24 additional campus locations, and 7 hospitals that are Psychiatric Residential Treatment Facilities (PRTF).

Reimbursement Methodology

Inpatient Services

Reimbursement for inpatient hospital stays, also known as a “per diem rate,” is determined by a prospective reimbursement plan. Effective for dates of service beginning 7/1/2022, the inpatient hospital reimbursement rate is based on the third prior year cost report trended to the current SFY. Total reimbursement is calculated based upon an individual participant’s inpatient length of stay. To determine an inpatient length of stay, MO HealthNet calculates the lesser of:

- The number of days certified as medically necessary by MHD’s authorized utilization review agent
- The number of days billed by the provider for the participant’s length of stay
- The number of days allowed for any diagnosis not subject to review and certification by the utilization review agent. (Such diagnoses can be found on MHD’s website at: <http://dss.mo.gov/mhd/providers/pdf/exempt-diagnosis-table.pdf>)

A hospital is eligible for an inpatient rate reconsideration to increase their per diem rate if it meets prescribed requirements concerning new or expanded inpatient services.

Outpatient Services

Effective 7/20/2021 all outpatient services are paid from a fee schedule.

Supplemental Payments

Psych Adjustment Payment is a supplemental payment to hospitals who have fee-for-service psychiatric hospital days as identified in the MMIS.

Hospitals may also receive reimbursement using funding from the Federal Reimbursement Allowance (FRA) program. The FRA program is a funding source for, but not limited to, inpatient and outpatient services. For a more detailed description of the FRA program, see the FRA program description.

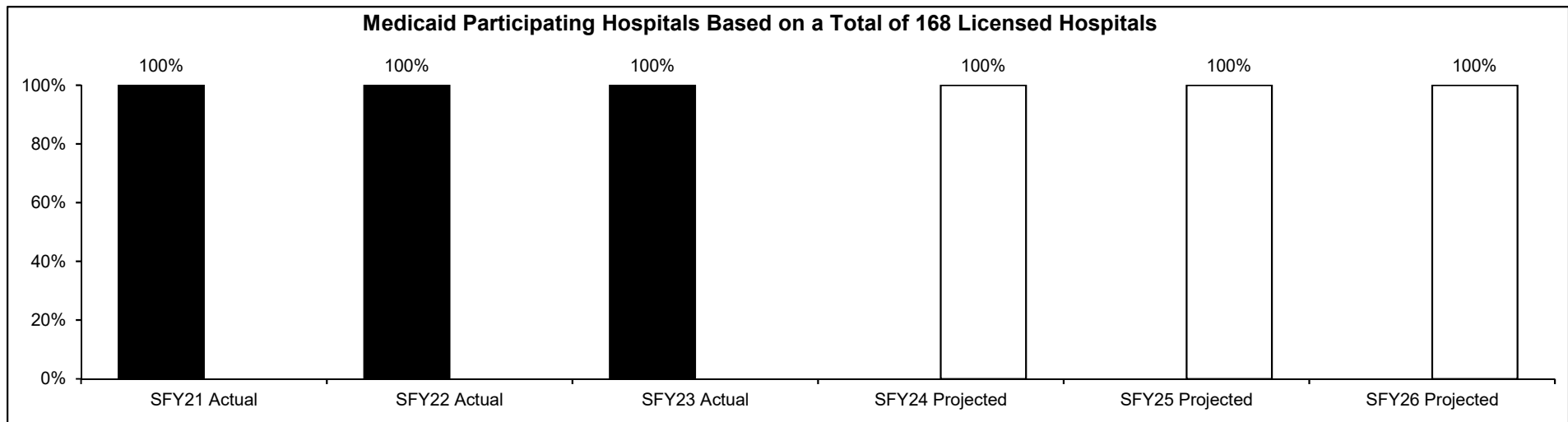
PROGRAM DESCRIPTION

Department: Social Services
 Program Name: Hospital Care

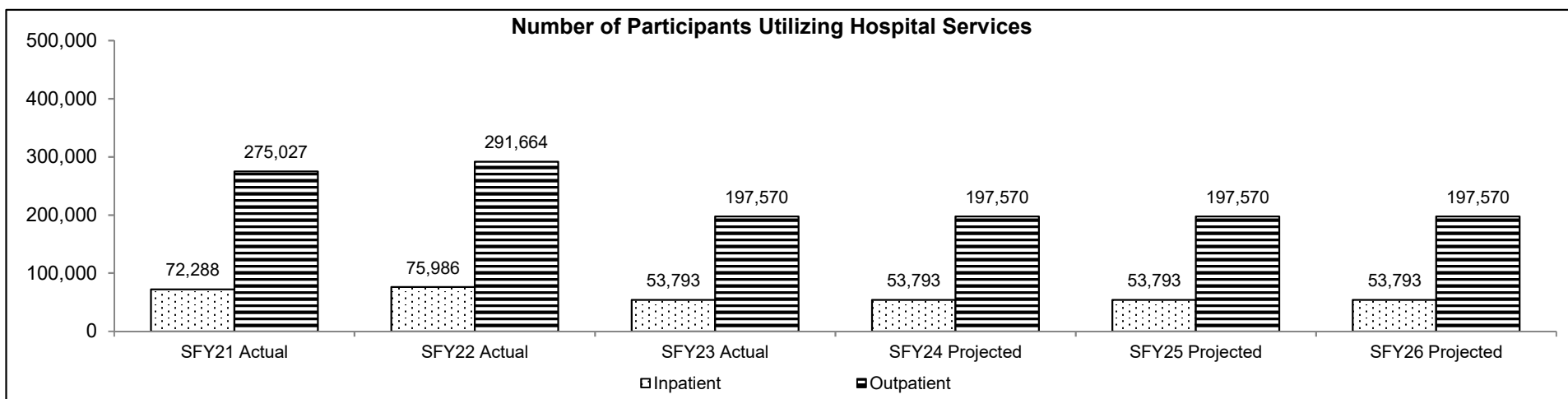
HB Section(s): 11.770

Program is found in the following core budget(s): Hospital Care

2a. Provide an activity measure(s) for the program.



Note: The number of licensed hospitals includes separate licensing for hospitals with multiple sites.



Note: Future projections are based on eligibility requirements as of 7/1/23.

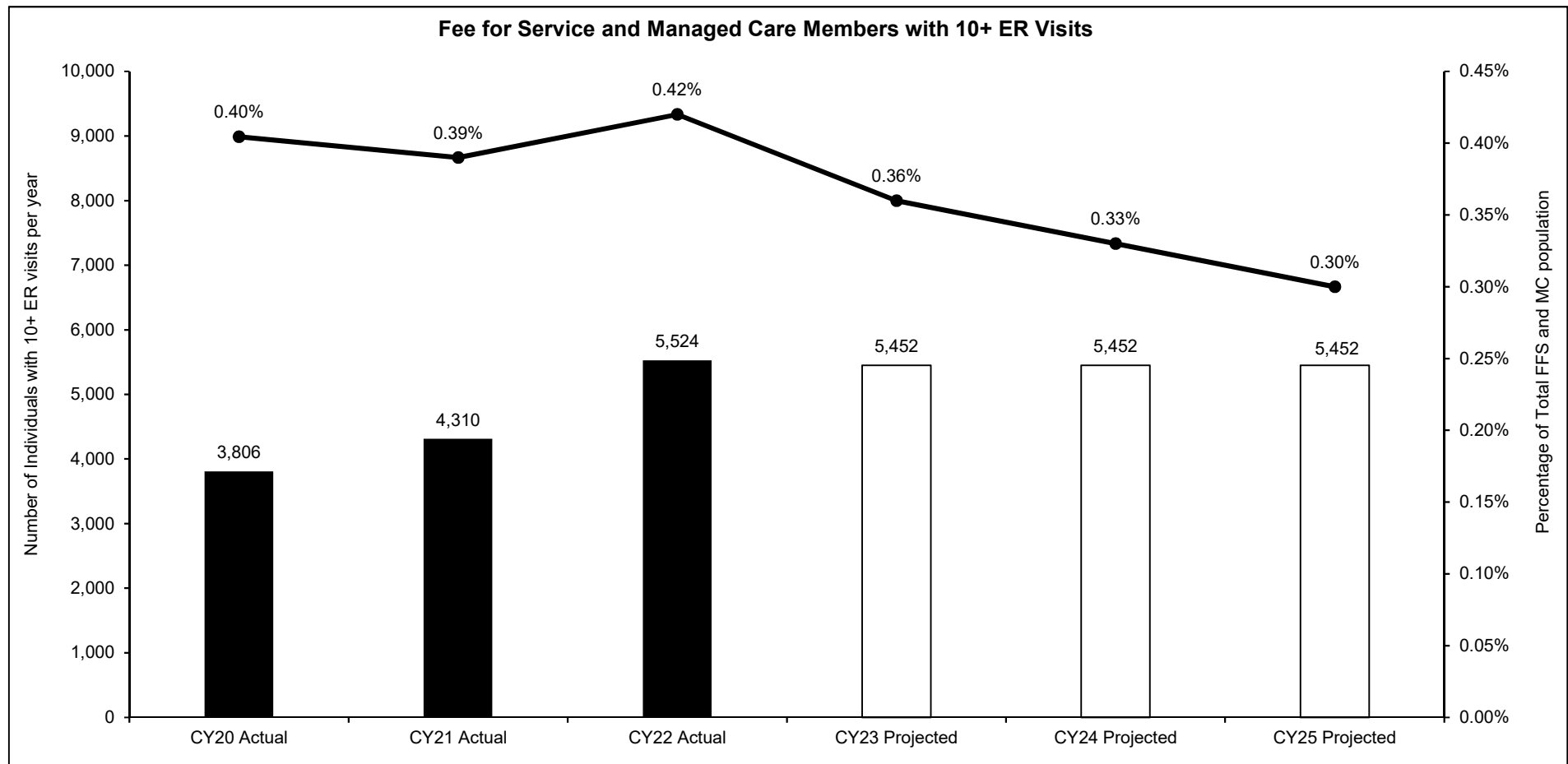
PROGRAM DESCRIPTION

Department: Social Services
Program Name: Hospital Care

HB Section(s): 11.770

Program is found in the following core budget(s): Hospital Care

2b. Provide a measure(s) of the program's quality.



Note: The drop in CY20 utilization is assumed to be due to COVID 19.

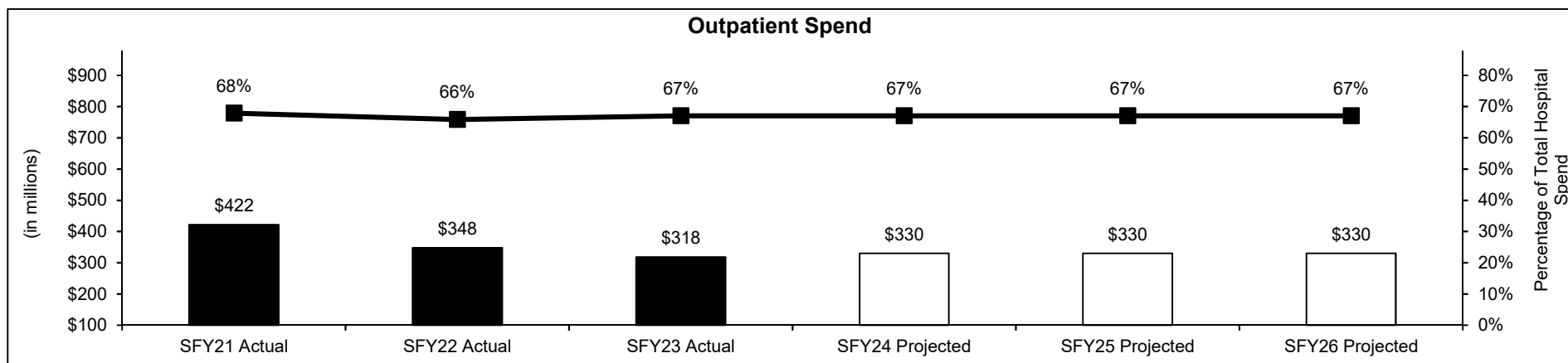
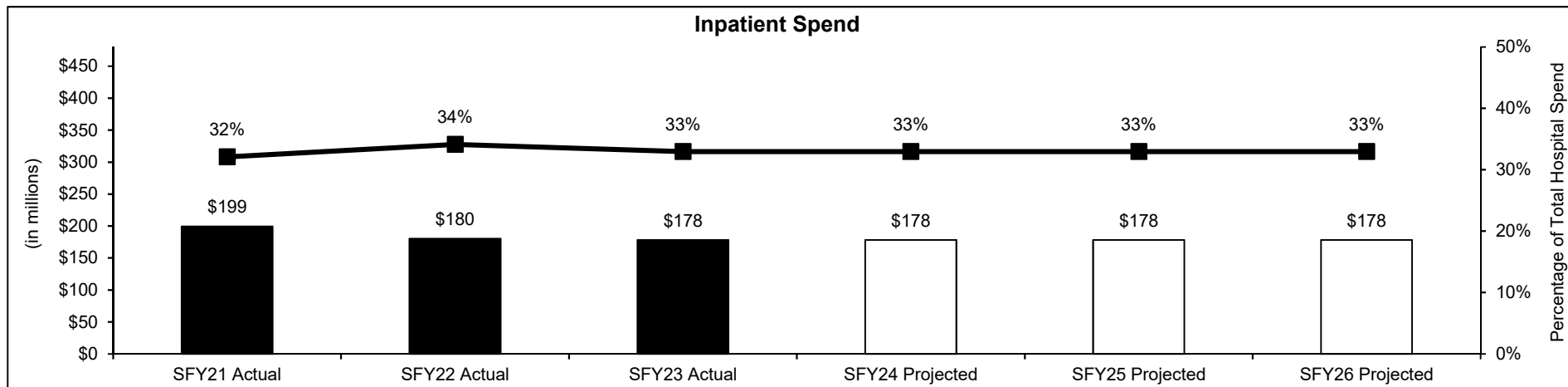
PROGRAM DESCRIPTION

Department: Social Services
 Program Name: Hospital Care

HB Section(s): 11.770

Program is found in the following core budget(s): Hospital Care

2c. Provide a measure(s) of the program's impact.



Note: Effective 07/20/2021 all outpatient hospital services will be paid from a fee schedule.

Target: Improve outpatient reimbursement payment policies and priorities by aligning outpatient reimbursement methodology with other payers by adopting a simplified fee schedule. Eighteen state Medicaid programs currently pay based on a simplified fee schedule. Twenty one state Medicaid programs have adopted or plan to adopt the Medicare Ambulatory Payment Classification (APC) or Enhanced Ambulatory Patient Grouping System (EAPG) outpatient reimbursement methodologies. Only twelve states rely primarily on cost reimbursement (interim rate or percent of charges).

PROGRAM DESCRIPTION

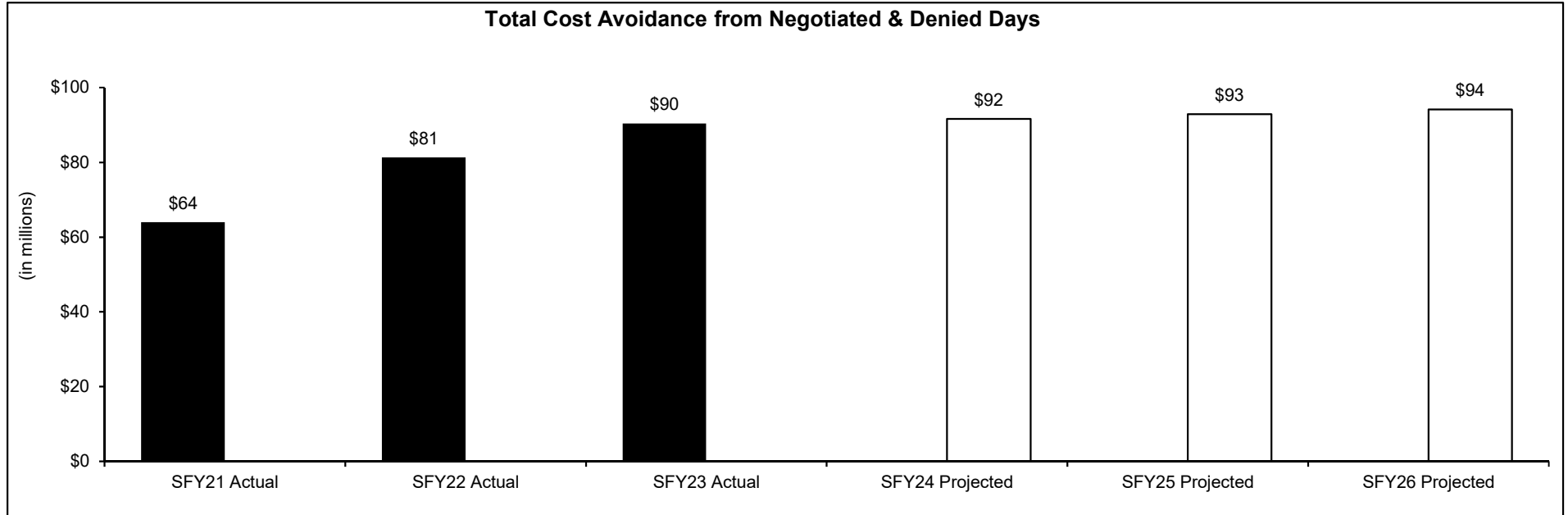
Department: Social Services

HB Section(s): 11.770

Program Name: Hospital Care

Program is found in the following core budget(s): Hospital Care

2d. Provide a measure(s) of the program's efficiency.



Note: The number of inpatient days are negotiated or denied based on clinical review.

Target: Increase cost avoidance by continuing to avoid unnecessary inpatient admissions or lengths of stay.

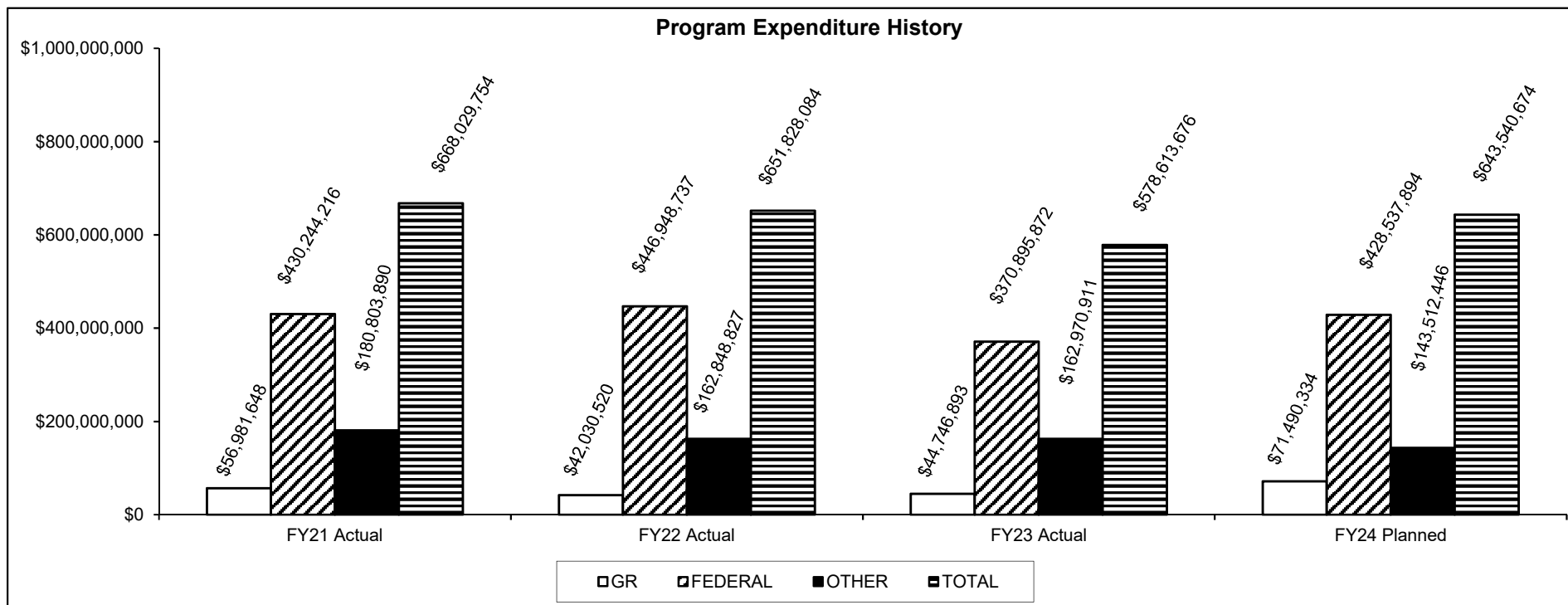
PROGRAM DESCRIPTION

Department: Social Services
 Program Name: Hospital Care

HB Section(s): 11.770

Program is found in the following core budget(s): Hospital Care

3. Provide actual expenditures for the prior three fiscal years and planned expenditures for the current fiscal year. (Note: Amounts do not include fringe benefit costs.)



In FY22, AEG expenditures are included in total payments. Federal Fund 0809 was used to cover the state share of AEG expenditures. Planned FY24 expenditures are net reserves.

PROGRAM DESCRIPTION

Department: Social Services

HB Section(s): 11.770

Program Name: Hospital Care

Program is found in the following core budget(s): Hospital Care

4. What are the sources of the "Other " funds?

Federal Reimbursement Allowance Fund (0142), Pharmacy Reimbursement Allowance Fund (0144), and Healthy Families Trust (0625)

5. What is the authorization for this program, i.e., federal or state statute, etc.? (Include the federal program number, if applicable.)

State statute: Sections 208.152 and 208.153, RSMo;

Federal law: Social Security Act Sections 1905(a)(1) and (2), 1923(a)-(f);

Federal regulations: 42 CFR 440.10 and 440.20

6. Are there federal matching requirements? If yes, please explain.

The FMAP (Federal Medical Assistance Percentage) fluctuates annually based on state and national economic and population data, but generally the state matching requirement is around 35% and the federal match is around 65%.

7. Is this a federally mandated program? If yes, please explain.

Yes, if the state elects to have a Medicaid program.

Core – Hospital & Clinic Projects

CORE DECISION ITEM

Department: Social Services
 Division: MO HealthNet
 Core: Hospital and Clinic Projects

Budget Unit: 90611C

HB Section: 11.771

1. CORE FINANCIAL SUMMARY

FY 2025 Budget Request				
	GR	Federal	Other	Total
PS	0	0	0	0
EE	0	0	0	0
PSD	0	0	0	0
TRF	0	0	0	0
Total	0	0	0	0
FTE	0.00	0.00	0.00	0.00

FY 2025 Governor's Recommendation				
	GR	Federal	Other	Total
PS	0	0	0	0
EE	0	0	0	0
PSD	0	0	0	0
TRF	0	0	0	0
Total	0	0	0	0
FTE	0.00	0.00	0.00	0.00

Est. Fringe	0	0	0	0
--------------------	---	---	---	---

Note: Fringes budgeted in House Bill 5 except for certain fringes budgeted directly to MoDOT, Highway Patrol, and Conservation.

Est. Fringe	0	0	0	0
--------------------	---	---	---	---

Note: Fringes budgeted in House Bill 5 except for certain fringes budgeted directly to MoDOT, Highway Patrol, and Conservation.

Other Funds: N/A

Other Funds: N/A

2. CORE DESCRIPTION

This item provided one-time funding to rural clinics and hospitals in Missouri to allow for updates to equipment, medical and dental program expansion, and building renovations in FY 2024.

3. PROGRAM LISTING (list programs included in this core funding)

Hospital and Clinic Projects

CORE DECISION ITEM

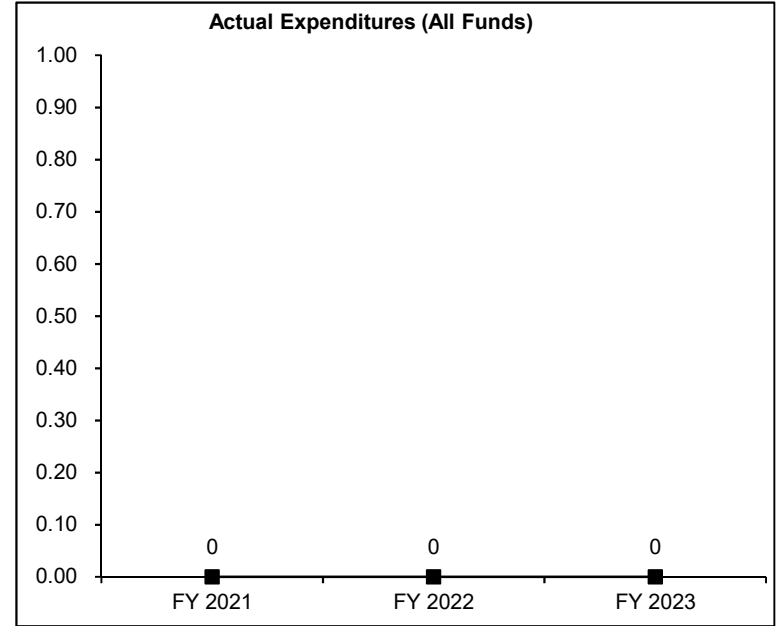
Department: Social Services
Division: MO HealthNet
Core: Hospital and Clinic Projects

Budget Unit: 90611C

HB Section: 11.771

4. FINANCIAL HISTORY

	FY 2021 Actual	FY 2022 Actual	FY 2023 Actual	FY 2024 Current Yr.
Appropriation (All Funds)	0	0	0	11,100,000
Less Reverted (All Funds)	0	0	0	(333,000)
Less Restricted (All Funds)	0	0	0	0
Budget Authority (All Funds)	0	0	0	10,767,000
Actual Expenditures (All Funds)	0	0	N/A	N/A
Unexpended (All Funds)	0	0	N/A	N/A
Unexpended, by Fund:				
General Revenue	0	0	N/A	N/A
Federal	0	0	N/A	N/A
Other	0	0	N/A	N/A
				(1)



*Current Year restricted amount is as of 9/01/2023.

Reverted includes statutory reserve amounts (when applicable).

Restricted includes Governor's expenditure restrictions which remained at the end of the fiscal year.

NOTES:

(1) FY24 - HB 11.771 was established in FY24 (one-time funding).

CORE DECISION ITEM

Department: Social Services
 Division: MO HealthNet
 Core: Cox Branson Super Clinic

Budget Unit: 90612C

HB Section: 11.773

1. CORE FINANCIAL SUMMARY

	FY 2025 Budget Request			
	GR	Federal	Other	Total
PS	0	0	0	0
EE	0	0	0	0
PSD	0	0	0	0
TRF	0	0	0	0
Total	0	0	0	0
FTE	0.00	0.00	0.00	0.00

	FY 2025 Governor's Recommendation			
	GR	Federal	Other	Total
PS	0	0	0	0
EE	0	0	0	0
PSD	0	0	0	0
TRF	0	0	0	0
Total	0	0	0	0
FTE	0.00	0.00	0.00	0.00

Est. Fringe	0	0	0	0
--------------------	---	---	---	---

Note: Fringes budgeted in House Bill 5 except for certain fringes budgeted directly to MoDOT, Highway Patrol, and Conservation.

Est. Fringe	0	0	0	0
--------------------	---	---	---	---

Note: Fringes budgeted in House Bill 5 except for certain fringes budgeted directly to MoDOT, Highway Patrol, and Conservation.

Other Funds: N/A

Other Funds: N/A

2. CORE DESCRIPTION

This item provided one-time funding to allow on-site primary care, urgent and specialty care, occupational medicine, radiology services, and lab services to Cox-Branson in FY 2024.

3. PROGRAM LISTING (list programs included in this core funding)

Cox-Branson Super Clinic

CORE DECISION ITEM

Department: Social Services
Division: MO HealthNet
Core: Cox Branson Super Clinic

Budget Unit: 90612C

HB Section: 11.773

4. FINANCIAL HISTORY

	FY 2021 Actual	FY 2022 Actual	FY 2023 Actual	FY 2024 Current Yr.
Appropriation (All Funds)	0	0	0	7,500,000
Less Reverted (All Funds)	0	0	0	(225,000)
Less Restricted (All Funds)	0	0	0	0
Budget Authority (All Funds)	0	0	0	7,275,000
Actual Expenditures (All Funds)	0	0	0	N/A
Unexpended (All Funds)	0	0	0	N/A
Unexpended, by Fund:				
General Revenue	0	0	0	N/A
Federal	0	0	0	N/A
Other	0	0	0	N/A

(1)

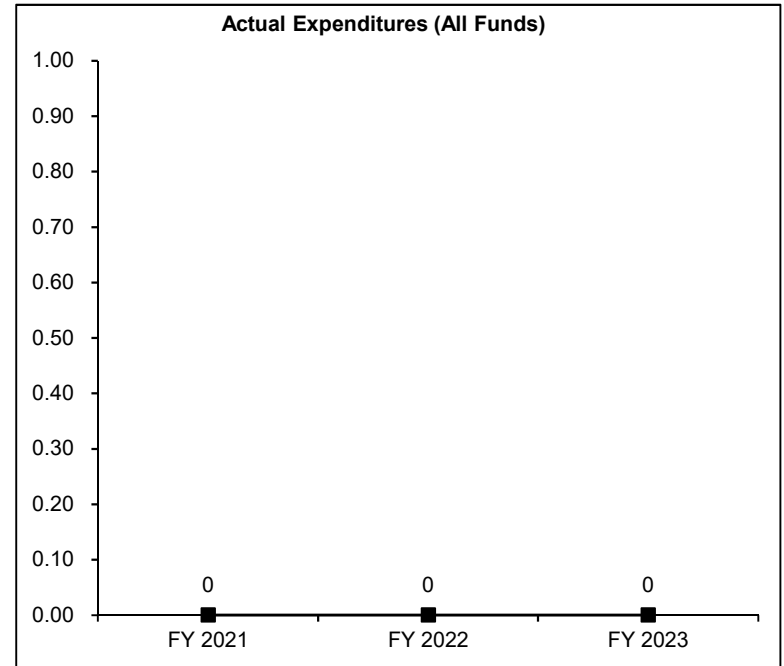
*Current Year restricted amount is as of 9/01/2023.

Reverted includes statutory reserve amounts (when applicable).

Restricted includes Governor's expenditure restrictions which remained at the end of the fiscal year.

NOTES:

(1) FY24 - HB 11.773 was established in FY24 (one-time funding).



CORE DECISION ITEM

Department: Social Services
 Division: MO HealthNet
 Core: Health Clinics

Budget Unit: 90613C

HB Section: 11.778

1. CORE FINANCIAL SUMMARY

	FY 2025 Budget Request			
	GR	Federal	Other	Total
PS	0	0	0	0
EE	0	0	0	0
PSD	0	0	0	0
TRF	0	0	0	0
Total	0	0	0	0
FTE	0.00	0.00	0.00	0.00

	FY 2025 Governor's Recommendation			
	GR	Federal	Other	Total
PS	0	0	0	0
EE	0	0	0	0
PSD	0	0	0	0
TRF	0	0	0	0
Total	0	0	0	0
FTE	0.00	0.00	0.00	0.00

Est. Fringe	0	0	0	0
--------------------	---	---	---	---

Note: Fringes budgeted in House Bill 5 except for certain fringes budgeted directly to MoDOT, Highway Patrol, and Conservation.

Est. Fringe	0	0	0	0
--------------------	---	---	---	---

Note: Fringes budgeted in House Bill 5 except for certain fringes budgeted directly to MoDOT, Highway Patrol, and Conservation.

Other Funds: N/A

Other Funds: N/A

2. CORE DESCRIPTION

This item provided one-time funding in FY24 to allow for a mobile optometry unit to serve five counties and improvements and expansion to current locations.

3. PROGRAM LISTING (list programs included in this core funding)

Health Clinics

CORE DECISION ITEM

Department: Social Services
Division: MO HealthNet
Core: Health Clinics

Budget Unit: 90613C

HB Section: 11.778

4. FINANCIAL HISTORY

	FY 2021 Actual	FY 2022 Actual	FY 2023 Actual	FY 2024 Current Yr.
Appropriation (All Funds)	0	0	0	2,830,000
Less Reverted (All Funds)	0	0	0	(84,900)
Less Restricted (All Funds)	0	0	0	0
Budget Authority (All Funds)	0	0	0	2,745,100
Actual Expenditures (All Funds)	0	0	0	N/A
Unexpended (All Funds)	0	0	0	N/A
Unexpended, by Fund:				
General Revenue	0	0	0	N/A
Federal	0	0	0	N/A
Other	0	0	0	N/A

(1)

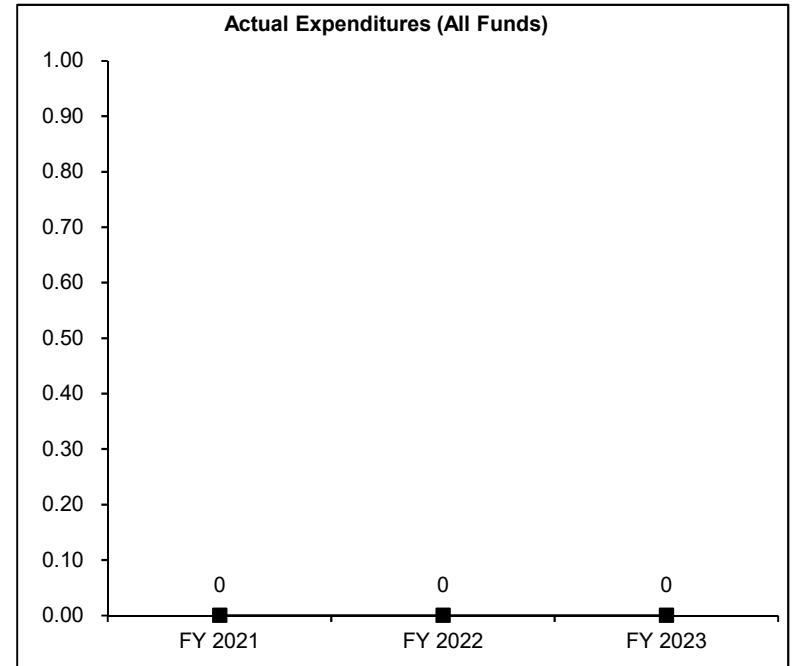
*Current Year restricted amount is as of 9/01/2023.

Reverted includes statutory reserve amounts (when applicable).

Restricted includes Governor's expenditure restrictions which remained at the end of the fiscal year.

NOTES:

(1) FY24 - HB 11.778 was established in FY24 (one-time funding).



CORE RECONCILIATION DETAIL

**DEPARTMENT OF SOCIAL SERVICES
HOSPITAL AND CLINIC PROJECTS**

5. CORE RECONCILIATION DETAIL

				Budget Class	FTE	GR	Federal	Other	Total	Explanation
TAFP AFTER VETOES										
				PD	0.00	11,100,000	0	0	11,100,000	
				Total	0.00	11,100,000	0	0	11,100,000	
DEPARTMENT CORE ADJUSTMENTS										
1x Expenditures	335	4666	PD	0.00	(1,500,000)	0	0	(1,500,000)		Core reduction of one-time funding.
1x Expenditures	335	4667	PD	0.00	(100,000)	0	0	(100,000)		Core reduction of one-time funding.
1x Expenditures	335	4668	PD	0.00	(4,000,000)	0	0	(4,000,000)		Core reduction of one-time funding.
1x Expenditures	335	4669	PD	0.00	(1,500,000)	0	0	(1,500,000)		Core reduction of one-time funding.
1x Expenditures	335	4671	PD	0.00	(1,500,000)	0	0	(1,500,000)		Core reduction of one-time funding.
1x Expenditures	335	4665	PD	0.00	(2,500,000)	0	0	(2,500,000)		Core reduction of one-time funding.
NET DEPARTMENT CHANGES					0.00	(11,100,000)	0	0	(11,100,000)	
DEPARTMENT CORE REQUEST										
				PD	0.00	0	0	0	0	
				Total	0.00	0	0	0	0	
GOVERNOR'S RECOMMENDED CORE										
				PD	0.00	0	0	0	0	
				Total	0.00	0	0	0	0	

CORE RECONCILIATION DETAIL

**DEPARTMENT OF SOCIAL SERVICES
COX-BRANSON SUPER CLINIC**

5. CORE RECONCILIATION DETAIL

	Budget Class	FTE	GR	Federal	Other	Total	Explanation
TAFP AFTER VETOES							
	PD	0.00	7,500,000	0	0	7,500,000	
	Total	0.00	7,500,000	0	0	7,500,000	
DEPARTMENT CORE ADJUSTMENTS							
1x Expenditures	337 4673	PD	0.00	(7,500,000)	0	0	(7,500,000) Core reduction of one-time funding.
	NET DEPARTMENT CHANGES		0.00	(7,500,000)	0	0	(7,500,000)
DEPARTMENT CORE REQUEST							
	PD	0.00	0	0	0	0	
	Total	0.00	0	0	0	0	
GOVERNOR'S RECOMMENDED CORE							
	PD	0.00	0	0	0	0	
	Total	0.00	0	0	0	0	

CORE RECONCILIATION DETAIL

**DEPARTMENT OF SOCIAL SERVICES
HEALTH CLINICS**

5. CORE RECONCILIATION DETAIL

	Budget Class	FTE	GR	Federal	Other	Total	Explanation
TAFP AFTER VETOES							
	PD	0.00	2,830,000	0	0	2,830,000	
	Total	0.00	2,830,000	0	0	2,830,000	
DEPARTMENT CORE ADJUSTMENTS							
1x Expenditures	338 4675	PD	0.00	(630,000)	0	0	(630,000) Core reduction of one-time funding.
1x Expenditures	338 4677	PD	0.00	(1,000,000)	0	0	(1,000,000) Core reduction of one-time funding.
1x Expenditures	338 4674	PD	0.00	(1,200,000)	0	0	(1,200,000) Core reduction of one-time funding.
	NET DEPARTMENT CHANGES		0.00	(2,830,000)	0	0	(2,830,000)
DEPARTMENT CORE REQUEST							
	PD	0.00	0	0	0	0	
	Total	0.00	0	0	0	0	
GOVERNOR'S RECOMMENDED CORE							
	PD	0.00	0	0	0	0	
	Total	0.00	0	0	0	0	

DECISION ITEM SUMMARY

Budget Unit									
Decision Item	FY 2023	FY 2023	FY 2024	FY 2024	FY 2025	FY 2025	*****	*****	
Budget Object Summary	ACTUAL	ACTUAL	BUDGET	BUDGET	DEPT REQ	DEPT REQ	SECURED	SECURED	
Fund	DOLLAR	FTE	DOLLAR	FTE	DOLLAR	FTE	COLUMN	COLUMN	
HOSPITAL AND CLINIC PROJECTS									
CORE									
PROGRAM-SPECIFIC									
GENERAL REVENUE	0	0.00	11,100,000	0.00	0	0.00	0	0.00	
TOTAL - PD	0	0.00	11,100,000	0.00	0	0.00	0	0.00	
TOTAL	0	0.00	11,100,000	0.00	0	0.00	0	0.00	
GRAND TOTAL	\$0	0.00	\$11,100,000	0.00	\$0	0.00	\$0	0.00	

DECISION ITEM SUMMARY

Budget Unit									
Decision Item	FY 2023	FY 2023	FY 2024	FY 2024	FY 2025	FY 2025	*****	*****	
Budget Object Summary	ACTUAL	ACTUAL	BUDGET	BUDGET	DEPT REQ	DEPT REQ	SECURED	SECURED	
Fund	DOLLAR	FTE	DOLLAR	FTE	DOLLAR	FTE	COLUMN	COLUMN	
COX-BRANSON SUPER CLINIC									
CORE									
PROGRAM-SPECIFIC									
GENERAL REVENUE	0	0.00	7,500,000	0.00	0	0.00	0	0.00	
TOTAL - PD	0	0.00	7,500,000	0.00	0	0.00	0	0.00	
TOTAL	0	0.00	7,500,000	0.00	0	0.00	0	0.00	
GRAND TOTAL	\$0	0.00	\$7,500,000	0.00	\$0	0.00	\$0	0.00	

DECISION ITEM SUMMARY

Budget Unit									
Decision Item	FY 2023	FY 2023	FY 2024	FY 2024	FY 2025	FY 2025	*****	*****	
Budget Object Summary	ACTUAL	ACTUAL	BUDGET	BUDGET	DEPT REQ	DEPT REQ	SECURED	SECURED	
Fund	DOLLAR	FTE	DOLLAR	FTE	DOLLAR	FTE	COLUMN	COLUMN	
HEALTH CLINICS									
CORE									
PROGRAM-SPECIFIC									
GENERAL REVENUE	0	0.00	2,830,000	0.00	0	0.00	0	0.00	
TOTAL - PD	0	0.00	2,830,000	0.00	0	0.00	0	0.00	
TOTAL	0	0.00	2,830,000	0.00	0	0.00	0	0.00	
GRAND TOTAL	\$0	0.00	\$2,830,000	0.00	\$0	0.00	\$0	0.00	

DECISION ITEM DETAIL

Budget Unit	FY 2023	FY 2023	FY 2024	FY 2024	FY 2025	FY 2025	*****	*****
Decision Item	ACTUAL	ACTUAL	BUDGET	BUDGET	DEPT REQ	DEPT REQ	SECURED	SECURED
Budget Object Class	DOLLAR	FTE	DOLLAR	FTE	DOLLAR	FTE	COLUMN	COLUMN
HOSPITAL AND CLINIC PROJECTS								
CORE								
PROGRAM DISTRIBUTIONS	0	0.00	11,100,000	0.00	0	0.00	0	0.00
TOTAL - PD	0	0.00	11,100,000	0.00	0	0.00	0	0.00
GRAND TOTAL	\$0	0.00	\$11,100,000	0.00	\$0	0.00	\$0	0.00
GENERAL REVENUE	\$0	0.00	\$11,100,000	0.00	\$0	0.00		0.00
FEDERAL FUNDS	\$0	0.00	\$0	0.00	\$0	0.00		0.00
OTHER FUNDS	\$0	0.00	\$0	0.00	\$0	0.00		0.00

DECISION ITEM DETAIL

Budget Unit	FY 2023	FY 2023	FY 2024	FY 2024	FY 2025	FY 2025	*****	*****
Decision Item	ACTUAL	ACTUAL	BUDGET	BUDGET	DEPT REQ	DEPT REQ	SECURED	SECURED
Budget Object Class	DOLLAR	FTE	DOLLAR	FTE	DOLLAR	FTE	COLUMN	COLUMN
COX-BRANSON SUPER CLINIC								
CORE								
PROGRAM DISTRIBUTIONS	0	0.00	7,500,000	0.00	0	0.00	0	0.00
TOTAL - PD	0	0.00	7,500,000	0.00	0	0.00	0	0.00
GRAND TOTAL	\$0	0.00	\$7,500,000	0.00	\$0	0.00	\$0	0.00
GENERAL REVENUE	\$0	0.00	\$7,500,000	0.00	\$0	0.00		0.00
FEDERAL FUNDS	\$0	0.00	\$0	0.00	\$0	0.00		0.00
OTHER FUNDS	\$0	0.00	\$0	0.00	\$0	0.00		0.00

DECISION ITEM DETAIL

Budget Unit	FY 2023	FY 2023	FY 2024	FY 2024	FY 2025	FY 2025	*****	*****
Decision Item	ACTUAL	ACTUAL	BUDGET	BUDGET	DEPT REQ	DEPT REQ	SECURED	SECURED
Budget Object Class	DOLLAR	FTE	DOLLAR	FTE	DOLLAR	FTE	COLUMN	COLUMN
HEALTH CLINICS								
CORE								
PROGRAM DISTRIBUTIONS	0	0.00	2,830,000	0.00	0	0.00	0	0.00
TOTAL - PD	0	0.00	2,830,000	0.00	0	0.00	0	0.00
GRAND TOTAL	\$0	0.00	\$2,830,000	0.00	\$0	0.00	\$0	0.00
GENERAL REVENUE	\$0	0.00	\$2,830,000	0.00	\$0	0.00		0.00
FEDERAL FUNDS	\$0	0.00	\$0	0.00	\$0	0.00		0.00
OTHER FUNDS	\$0	0.00	\$0	0.00	\$0	0.00		0.00

PROGRAM DESCRIPTION

Department: Social Services

HB Section(s): 11.771, 11.773, 11.778

Program Name: Capital Improvement Projects

Program is found in the following core budget(s): Capital Improvement Projects

1a. What strategic priority does this program address?

Upgrades to hospitals, clinics, and medical equipment.

1b. What does this program do?

The capital improvement projects are one-time payments to help build or upgrade hospitals or clinics within Missouri. The following projects are included in this program:

- Cardiology and medical equipment for a medical center
- Expansion of the medical and dental program at a hospital
- Expenses and improvements for a hospital
- Technology replacements of a cardiac catheterizations lab for a regional hospital
- Improvements and expenses for a rural clinic
- Expansion expenses for a hospital procedural unit in a medical office building
- A grant to a non-profit hospital
- A new health clinic and a mobile optometry unit
- Renovations to expand services for a health clinic
- A non-profit dental clinic

This program is exempt from performance measures as it is a one-time payment.

PROGRAM DESCRIPTION

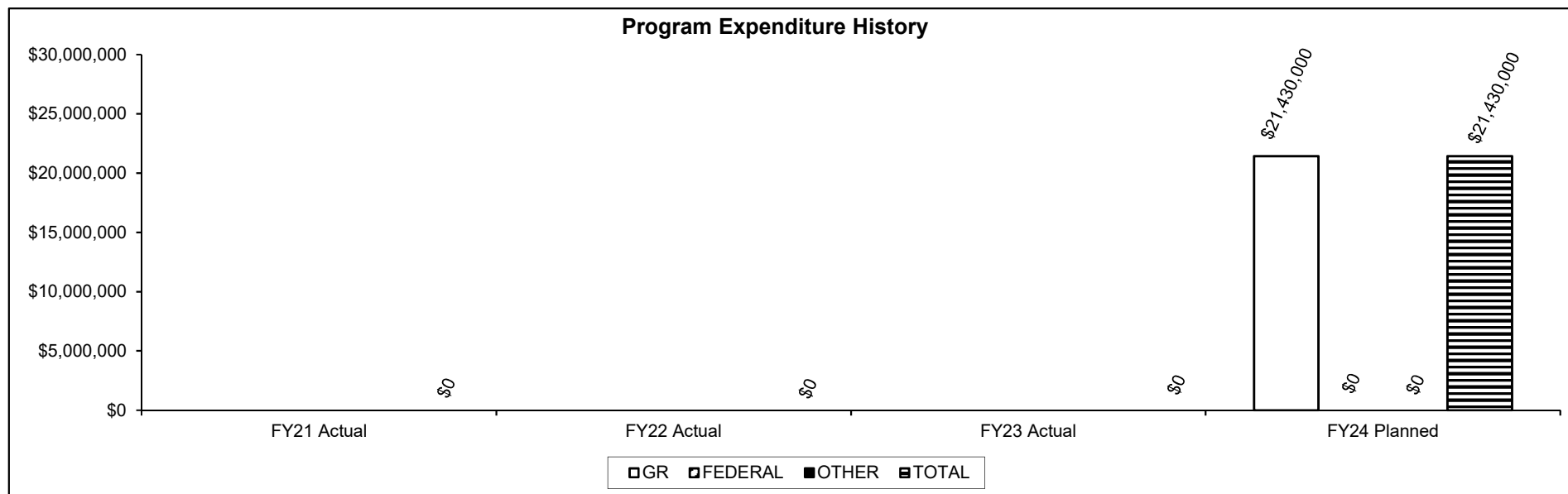
Department: Social Services

HB Section(s): 11.771, 11.773, 11.778

Program Name: Capital Improvement Projects

Program is found in the following core budget(s): Capital Improvement Projects

3. Provide actual expenditures for the prior three fiscal years and planned expenditures for the current fiscal year. (Note: Amounts do not include fringe benefit costs.)



4. What are the sources of the "Other " funds?

N/A

5. What is the authorization for this program, i.e., federal or state statute, etc.? (Include the federal program number, if applicable.)

N/A

6. Are there federal matching requirements? If yes, please explain.

No. All payments are 100% General Revenue

7. Is this a federally mandated program? If yes, please explain.

No.

Core – ToRCH

CORE DECISION ITEM

Department: Social Services
 Division: MO HealthNet
 Core: Transformation of Rural Community Health (ToRCH) Hub Model

Budget Unit: 90607C
 HB Section: 11.772

1. CORE FINANCIAL SUMMARY

	FY 2025 Budget Request			
	GR	Federal	Other	Total
PS	0	0	0	0
EE	3,750,000	7,500,000	3,750,000	15,000,000
PSD	0	0	0	0
TRF	0	0	0	0
Total	3,750,000	7,500,000	3,750,000	15,000,000
FTE	0.00	0.00	0.00	0.00

	FY 2025 Governor's Recommendation			
	GR	Federal	Other	Total
PS	0	0	0	0
EE	0	0	0	0
PSD	0	0	0	0
TRF	0	0	0	0
Total	0	0	0	0
FTE	0.00	0.00	0.00	0.00

Est. Fringe	0	0	0	0
--------------------	---	---	---	---

Note: Fringes budgeted in House Bill 5 except for certain fringes budgeted directly to MoDOT, Highway Patrol, and Conservation.

Est. Fringe	0	0	0	0
--------------------	---	---	---	---

Note: Fringes budgeted in House Bill 5 except for certain fringes budgeted directly to MoDOT, Highway Patrol, and Conservation.

Other Funds: Federal Reimbursement Allowance Fund (\$3,750,000)

Other Funds:

2. CORE DESCRIPTION

This item provides funding for the Transformation of Rural Community Health (ToRCH) Hub Model.

3. PROGRAM LISTING (list programs included in this core funding)

Transformation of Rural Community Health (ToRCH) Hub Model

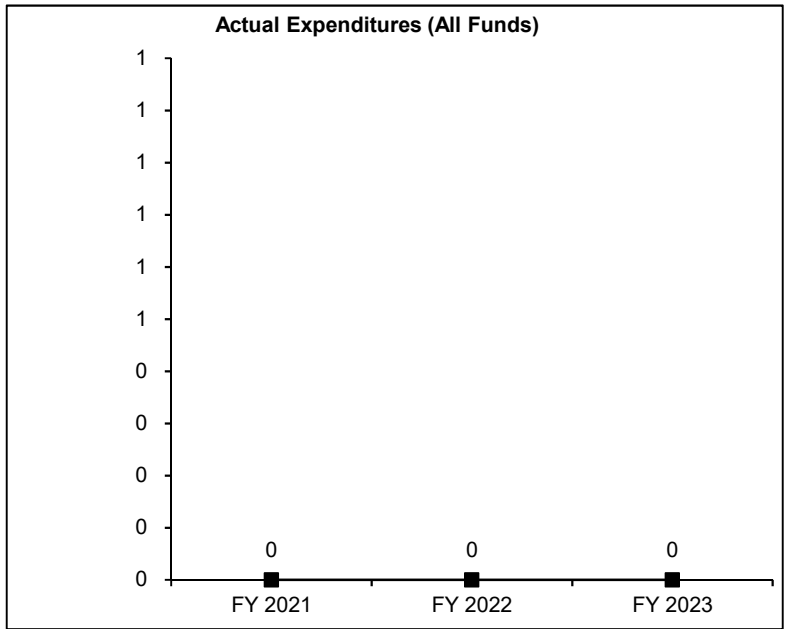
CORE DECISION ITEM

Department: Social Services
Division: MO HealthNet
Core: Transformation of Rural Community Health (ToRCH) Hub Model

Budget Unit: 90607C
HB Section: 11.772

4. FINANCIAL HISTORY

	FY 2021 Actual	FY 2022 Actual	FY 2023 Actual	FY 2024 Current Yr.
Appropriation (All Funds)	0	0	0	15,000,000
Less Reverted (All Funds)	0	0	0	(112,500)
Less Restricted (All Funds)	0	0	0	0
Budget Authority (All Funds)	0	0	0	14,887,500
Actual Expenditures (All Funds)	0	0	0	N/A
Unexpended (All Funds)	0	0	0	N/A
Unexpended, by Fund:				
General Revenue	0	0	0	N/A
Federal	0	0	0	N/A
Other	0	0	0	N/A



*Current Year restricted amount is as of 9/01/2023.

Reverted includes statutory reserve amounts (when applicable).
 Restricted includes Governor's expenditure restrictions which remained at the end of the fiscal year.

NOTES:
 (1) FY24 - HB 11.772 was established in FY24.

CORE RECONCILIATION DETAIL

**DEPARTMENT OF SOCIAL SERVICES
TORCH RURAL HOSPITAL HLTH HUB**

5. CORE RECONCILIATION DETAIL

	Budget Class	FTE	GR	Federal	Other	Total	Explanation
TAFP AFTER VETOES							
	EE	0.00	3,750,000	7,500,000	3,750,000	15,000,000	
	Total	0.00	3,750,000	7,500,000	3,750,000	15,000,000	
DEPARTMENT CORE REQUEST							
	EE	0.00	3,750,000	7,500,000	3,750,000	15,000,000	
	Total	0.00	3,750,000	7,500,000	3,750,000	15,000,000	
GOVERNOR'S RECOMMENDED CORE							
	EE	0.00	3,750,000	7,500,000	3,750,000	15,000,000	
	Total	0.00	3,750,000	7,500,000	3,750,000	15,000,000	

DECISION ITEM SUMMARY

Budget Unit								
Decision Item	FY 2023	FY 2023	FY 2024	FY 2024	FY 2025	FY 2025	*****	*****
Budget Object Summary	ACTUAL	ACTUAL	BUDGET	BUDGET	DEPT REQ	DEPT REQ	SECURED	SECURED
Fund	DOLLAR	FTE	DOLLAR	FTE	DOLLAR	FTE	COLUMN	COLUMN
TORCH RURAL HOSPITAL HLTH HUB								
CORE								
EXPENSE & EQUIPMENT								
GENERAL REVENUE	0	0.00	3,750,000	0.00	3,750,000	0.00	0	0.00
TITLE XIX-FEDERAL AND OTHER	0	0.00	7,500,000	0.00	7,500,000	0.00	0	0.00
FEDERAL REIMBURSEMENT ALLOWANCE	0	0.00	3,750,000	0.00	3,750,000	0.00	0	0.00
TOTAL - EE	0	0.00	15,000,000	0.00	15,000,000	0.00	0	0.00
TOTAL	0	0.00	15,000,000	0.00	15,000,000	0.00	0	0.00
GRAND TOTAL	\$0	0.00	\$15,000,000	0.00	\$15,000,000	0.00	\$0	0.00

DECISION ITEM DETAIL

Budget Unit	FY 2023	FY 2023	FY 2024	FY 2024	FY 2025	FY 2025	*****	*****
Decision Item	ACTUAL	ACTUAL	BUDGET	BUDGET	DEPT REQ	DEPT REQ	SECURED	SECURED
Budget Object Class	DOLLAR	FTE	DOLLAR	FTE	DOLLAR	FTE	COLUMN	COLUMN
TORCH RURAL HOSPITAL HLTH HUB								
CORE								
PROFESSIONAL SERVICES	0	0.00	15,000,000	0.00	15,000,000	0.00	0	0.00
TOTAL - EE	0	0.00	15,000,000	0.00	15,000,000	0.00	0	0.00
GRAND TOTAL	\$0	0.00	\$15,000,000	0.00	\$15,000,000	0.00	\$0	0.00
GENERAL REVENUE	\$0	0.00	\$3,750,000	0.00	\$3,750,000	0.00		0.00
FEDERAL FUNDS	\$0	0.00	\$7,500,000	0.00	\$7,500,000	0.00		0.00
OTHER FUNDS	\$0	0.00	\$3,750,000	0.00	\$3,750,000	0.00		0.00

PROGRAM DESCRIPTION

Department: Social Services

HB Section(s): 11.772

Program Name: Transformation of Rural Community Health (ToRCH) Hub Model

Program is found in the following core budget(s): ToRCH

1a. What strategic priority does this program address?

Address social determinants of health in a meaningful and sustainable way.

1b. What does this program do?

The MO HealthNet Division (MHD) Transformation Office leads this program which was launched in SFY 2023. The model focuses on transforming the way care is delivered in Missouri's rural hospitals, which continue to see decreased utilization resulting in financial instability as Medicaid participants continue to drive past them to larger urban facilities to receive services. This model directs new resources to rural hospitals and communities that commit to addressing the "upstream" causes of poor health to deliver demonstrated value and improved health at the population level by focusing on social determinants of health. The model relies on robust partnerships across three key players in the rural community - hospitals, primary care and behavioral health clinics, and community based organizations who provide social services. Stakeholders will harness their knowledge of their community and their clinical expertise to decide which services are likely to have the greatest influence on hospital outcomes and population health (e.g. food banks, transportation, housing/utility assistance, etc.). Base funding will allow the model to address gaps in services and monitor closed-loop referrals to ensure services are received.

The first project will focus on getting six rural hospitals in Missouri operational as a Rural Hospital Health Hub. Baseline funding is utilized to support leadership, organizational work, and an analytics team at the hospital. This amount will be maintained over time and adjusted for inflation. Operational funding covers the model functions that will vary over time as various value based payment and shared savings components come into effect. This will be primarily based on savings to the Medicaid program due to reducing all-cause hospitalizations, avoidable hospitalizations, and avoidable emergency room visits. Additional shared savings will be earned based upon the hub community performing well on its selected population-health metrics. Funding for each hub is based on the size of the hospital and the community in which they serve. This project also utilizes a community information exchange platform to track referrals for social determinants of health and the closed-loop outcome. This platform tracks the activity and behaviors of the hospital, Medicaid participant, community organizations, and financials. The program plans to also utilize braided funding to ensure existing funding streams are utilized first.

2a. Provide an activity measure for the program.

This is a new program and MHD will have updated measures once data is available. The initial cohort of six rural hospitals have been selected with an intended launch of Spring 2024.

2b. Provide a measure of the program's quality.

This is a new program and MHD will have updated measures once data is available. The initial cohort of six rural hospitals have been selected with an intended launch of Spring 2024.

2c. Provide a measure of the program's impact.

This is a new program and MHD will have updated measures once data is available. The initial cohort of six rural hospitals have been selected with an intended launch of Spring 2024.

PROGRAM DESCRIPTION

Department: Social Services

HB Section(s): 11.772

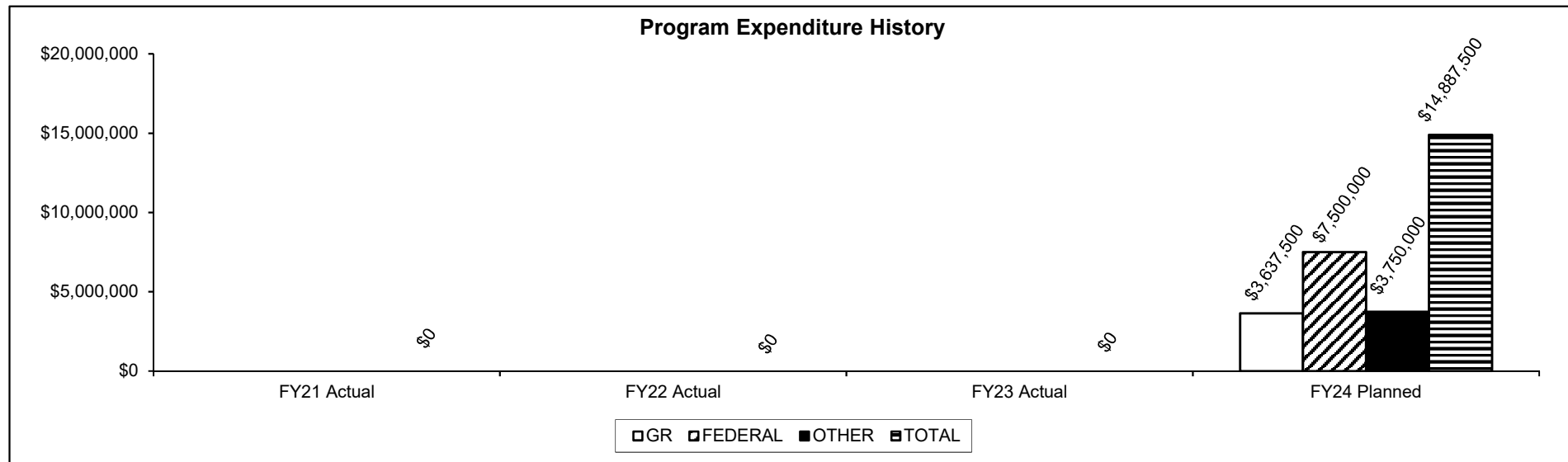
Program Name: Transformation of Rural Community Health (ToRCH) Hub Model

Program is found in the following core budget(s): ToRCH

2d. Provide a measure of the program's efficiency.

This is a new program and MHD will have updated measures once data is available. The initial cohort of six rural hospitals have been selected with an intended launch of Spring 2024.

3. Provide actual expenditures for the prior three fiscal years; planned expenditures for the current fiscal year. (Note: Amounts do not include fringe benefit costs.)



Planned FY24 expenditures are net of reverted.

PROGRAM DESCRIPTION

Department: Social Services

HB Section(s): 11.772

Program Name: Transformation of Rural Community Health (ToRCH) Hub Model

Program is found in the following core budget(s): ToRCH

4. What are the sources of the "Other " funds?

Federal Reimbursement Allowance Fund (0142)

5. What is the authorization for this program, i.e., federal or state statute, etc.? (Include the federal program number, if applicable.)

N/A

6. Are there federal matching requirements? If yes, please explain.

Expenditures are allocated in accordance with the methodology outlined in the department's cost allocation plan. Most program expenditures will earn a 50% match.

7. Is this a federally mandated program? If yes, please explain.

No

Core – Pediatric Pilot Program

CORE DECISION ITEM

Department: Social Services
 Division: MO HealthNet
 Core: Pediatric Pilot Program

Budget Unit: 90602C

HB Section: 11.775

1. CORE FINANCIAL SUMMARY

	FY 2025 Budget Request			
	GR	Federal	Other	Total
PS	0	0	0	0
EE	0	0	0	0
PSD	0	0	0	0
TRF	0	0	0	0
Total	0	0	0	0

FTE 0.00 0.00 0.00 0.00

Est. Fringe	0	0	0	0
--------------------	---	---	---	---

Note: Fringes budgeted in House Bill 5 except for certain fringes budgeted directly to MoDOT, Highway Patrol, and Conservation.

Other Funds: N/A

	FY 2025 Governor's Recommendation			
	GR	Federal	Other	Total
PS	0	0	0	0
EE	0	0	0	0
PSD	0	0	0	0
TRF	0	0	0	0
Total	0	0	0	0

FTE 0.00 0.00 0.00 0.00

Est. Fringe	0	0	0	0
--------------------	---	---	---	---

Note: Fringes budgeted in House Bill 5 except for certain fringes budgeted directly to MoDOT, Highway Patrol, and Conservation.

Other Funds: N/A

2. CORE DESCRIPTION

This item funds a pilot program to reduce pediatric hospital admissions and emergency room visits for the pediatric medically complex population by providing support for medical care at home, supplies and equipment, mental health care, and care coordination through a partnership with a hospital.

3. PROGRAM LISTING (list programs included in this core funding)

Pediatric Pilot Program

CORE DECISION ITEM

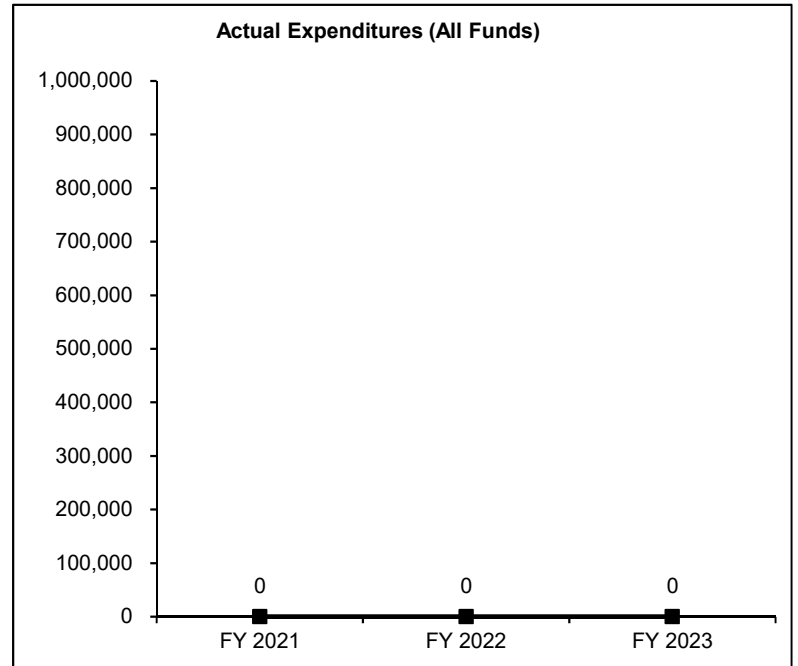
Department: Social Services
Division: MO HealthNet
Core: Pediatric Pilot Program

Budget Unit: 90602C

HB Section: 11.775

4. FINANCIAL HISTORY

	FY 2021 Actual	FY 2022 Actual	FY 2023 Actual	FY 2024 Current Yr.
Appropriation (All Funds)	0	0	1,500,000	1,500,000
Less Reverted (All Funds)	0	0	(22,500)	(22,500)
Less Restricted (All Funds)	0	0	0	0
Budget Authority (All Funds)	0	0	1,477,500	1,477,500
Actual Expenditures (All Funds)	0	0	0	N/A
Unexpended (All Funds)	0	0	1,477,500	N/A
Unexpended, by Fund:				
General Revenue	0	0	727,500	N/A
Federal	0	0	750,000	N/A
Other	0	0	0	N/A
			(1)	



*Current Year restricted amount is as of 9/01/2023.

Reverted includes statutory reserve amounts (when applicable).

Restricted includes Governor's expenditure restrictions which remained at the end of the fiscal year.

NOTES:

(1) FY23 - Pediatric Pilot Program (HB 11.767) was established.

CORE RECONCILIATION DETAIL

**DEPARTMENT OF SOCIAL SERVICES
PEDIATRIC PILOT PROGRAM**

5. CORE RECONCILIATION DETAIL

			Budget Class	FTE	GR	Federal	Other	Total	Explanation
TAFP AFTER VETOES									
			PD	0.00	750,000	750,000	0	1,500,000	
			Total	0.00	750,000	750,000	0	1,500,000	
DEPARTMENT CORE ADJUSTMENTS									
Core Reallocation	408	1657	PD	0.00	0	(750,000)	0	(750,000)	Reallocation to HB 11.795 Health Homes.
Core Reallocation	408	1655	PD	0.00	(750,000)	0	0	(750,000)	Reallocation to HB 11.795 Health Homes.
			NET DEPARTMENT CHANGES	0.00	(750,000)	(750,000)	0	(1,500,000)	
DEPARTMENT CORE REQUEST									
			PD	0.00	0	0	0	0	
			Total	0.00	0	0	0	0	
GOVERNOR'S RECOMMENDED CORE									
			PD	0.00	0	0	0	0	
			Total	0.00	0	0	0	0	

DECISION ITEM SUMMARY

Budget Unit									
Decision Item	FY 2023	FY 2023	FY 2024	FY 2024	FY 2025	FY 2025	*****	*****	
Budget Object Summary	ACTUAL	ACTUAL	BUDGET	BUDGET	DEPT REQ	DEPT REQ	SECURED	SECURED	
Fund	DOLLAR	FTE	DOLLAR	FTE	DOLLAR	FTE	COLUMN	COLUMN	
PEDIATRIC PILOT PROGRAM									
CORE									
PROGRAM-SPECIFIC									
GENERAL REVENUE	0	0.00	750,000	0.00	0	0.00	0	0.00	
TITLE XIX-FEDERAL AND OTHER	0	0.00	750,000	0.00	0	0.00	0	0.00	
TOTAL - PD	0	0.00	1,500,000	0.00	0	0.00	0	0.00	
TOTAL	0	0.00	1,500,000	0.00	0	0.00	0	0.00	
GRAND TOTAL	\$0	0.00	\$1,500,000	0.00	\$0	0.00	\$0	0.00	

DECISION ITEM DETAIL

Budget Unit	FY 2023	FY 2023	FY 2024	FY 2024	FY 2025	FY 2025	*****	*****
Decision Item	ACTUAL	ACTUAL	BUDGET	BUDGET	DEPT REQ	DEPT REQ	SECURED	SECURED
Budget Object Class	DOLLAR	FTE	DOLLAR	FTE	DOLLAR	FTE	COLUMN	COLUMN
PEDIATRIC PILOT PROGRAM								
CORE								
PROGRAM DISTRIBUTIONS	0	0.00	1,500,000	0.00	0	0.00	0	0.00
TOTAL - PD	0	0.00	1,500,000	0.00	0	0.00	0	0.00
GRAND TOTAL	\$0	0.00	\$1,500,000	0.00	\$0	0.00	\$0	0.00
GENERAL REVENUE	\$0	0.00	\$750,000	0.00	\$0	0.00		0.00
FEDERAL FUNDS	\$0	0.00	\$750,000	0.00	\$0	0.00		0.00
OTHER FUNDS	\$0	0.00	\$0	0.00	\$0	0.00		0.00

PROGRAM DESCRIPTION

Department: Social Services

HB Section(s): 11.775

Program Name: Hospital Pediatric Pilot Program

Program is found in the following core budget(s): Hospital Pediatric Pilot Program

1a. What strategic priority does this program address?

Well-being and quality of life of medically complex children

1b. What does this program do?

This is a care management pilot program to reduce hospital admissions and emergency room visits for the pediatric medically complex population, to improve the quality of life for the children and families while reducing costs associated with hospital admissions and emergency room visits, utilizing a team of medical professionals to assess the individuals, and to provide support for medical care at home, supplies and equipment, mental health care, and care coordination through a partnership with a hospital.

2a. Provide an activity measure(s) for the program.

This is a new program and MHD will have updated measures once data is available.

2b. Provide a measure(s) of the program's quality.

This is a new program and MHD will have updated measures once data is available.

2c. Provide a measure(s) of the program's impact.

This is a new program and MHD will have updated measures once data is available.

2d. Provide a measure(s) of the program's efficiency.

This is a new program and MHD will have updated measures once data is available.

PROGRAM DESCRIPTION

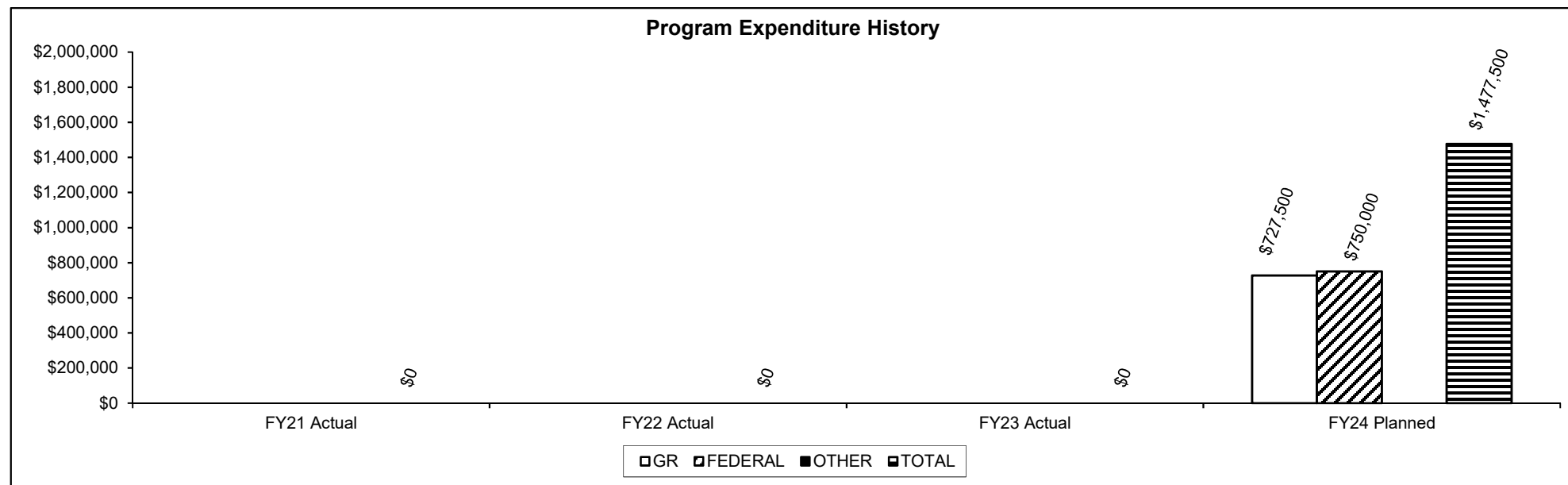
Department: Social Services

HB Section(s): 11.775

Program Name: Hospital Pediatric Pilot Program

Program is found in the following core budget(s): Hospital Pediatric Pilot Program

3. Provide actual expenditures for the prior three fiscal years and planned expenditures for the current fiscal year. (Note: Amounts do not include fringe benefit costs.)



Appropriation established in FY2023. Planned FY2024 expenditures are net of reverted.

4. What are the sources of the "Other " funds?

N/A

5. What is the authorization for this program, i.e., federal or state statute, etc.? (Include the federal program number, if applicable.)

N/A

6. Are there federal matching requirements? If yes, please explain.

Expenditures earn a 50% federal match and require a 50% state match.

7. Is this a federally mandated program? If yes, please explain.

No.

**Core – Physician
Payments for
Safety Net Hospitals**

CORE DECISION ITEM

Department: Social Services
Division: MO HealthNet
Core: Physician Payments for Safety Net Hospitals

Budget Unit: 90558C
HB Section: 11.780

1. CORE FINANCIAL SUMMARY

FY 2025 Budget Request					FY 2025 Governor's Recommendation				
	GR	Federal	Other	Total		GR	Federal	Other	Total
PS	0	0	0	0	PS	0	0	0	0
EE	0	0	0	0	EE	0	0	0	0
PSD	0	17,613,590	1,709,202	19,322,792	PSD	0	0	0	0
TRF	0	0	0	0	TRF	0	0	0	0
Total	0	17,613,590	1,709,202	19,322,792	Total	0	0	0	0
FTE	0.00	0.00	0.00	0.00	FTE	0.00	0.00	0.00	0.00

Est. Fringe	0	0	0	0
--------------------	---	---	---	---

Note: Fringes budgeted in House Bill 5 except for certain fringes budgeted directly to MoDOT, Highway Patrol, and Conservation.

Est. Fringe	0	0	0	0
--------------------	---	---	---	---

Note: Fringes budgeted in House Bill 5 except for certain fringes budgeted directly to MoDOT, Highway Patrol, and Conservation.

Other Funds: Intergovernmental Transfer Fund (0139) - \$1,709,202

Other Funds:

2. CORE DESCRIPTION

Safety net hospitals are critical providers of care to the Medicaid and uninsured populations, and must be able to attract and maintain a sufficient supply of qualified physicians in order to provide quality services. This item funds enhanced physician payments to Truman Medical Center and University of Missouri-Kansas City.

3. PROGRAM LISTING (list programs included in this core funding)

Physician Payments for Safety Net

CORE DECISION ITEM

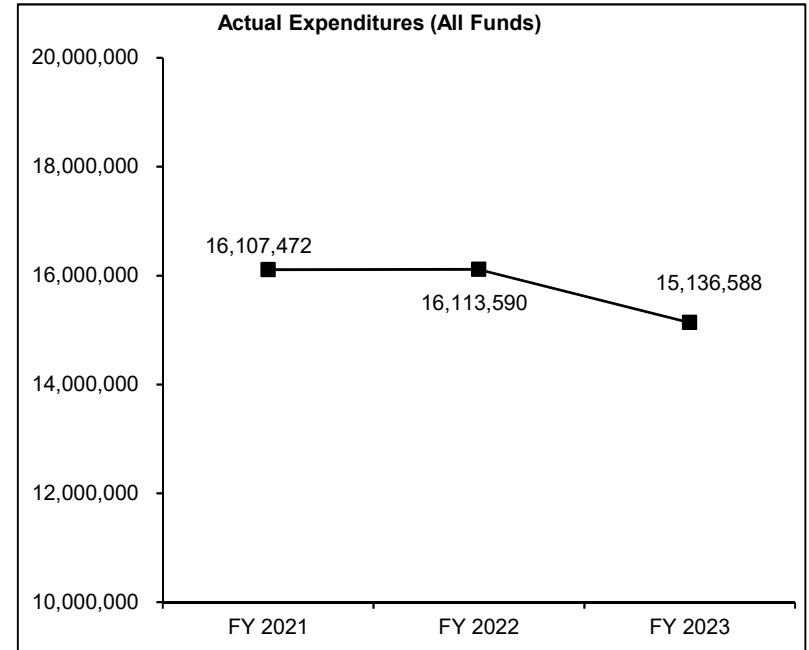
Department: Social Services
Division: MO HealthNet
Core: Physician Payments for Safety Net Hospitals

Budget Unit: 90558C

HB Section: 11.780

4. FINANCIAL HISTORY

	FY 2021 Actual	FY 2022 Actual	FY 2023 Actual	FY 2024 Current Yr.
Appropriation (All Funds)	16,322,792	16,322,792	19,322,792	19,322,792
Less Reverted (All Funds)	0	0	0	0
Less Restricted (All Funds)	0	0	0	0
Budget Authority (All Funds)	16,322,792	16,322,792	19,322,792	19,322,792
Actual Expenditures (All Funds)	16,107,472	16,113,590	15,136,588	N/A
Unexpended (All Funds)	215,320	209,202	4,186,204	N/A
Unexpended, by Fund:				
General Revenue	0	0	0	N/A
Federal	6,118	0	2,477,002	N/A
Other	209,202	209,202	170,902	N/A
	(1)		(2)	



*Current Year restricted amount is as of 9/01/2023.

Reverted includes statutory reserve amounts (when applicable).

Restricted includes Governor's expenditure restrictions which remained at the end of the fiscal year.

NOTES:

(1) FY21 - New Decision item funded for Physician Payments Safety Net FFS CTC (\$390,798 GR; \$209,202 Fed).

(2) FY23 - New Decision item funded for Physician Payments (\$1,500,000 GR; \$1,500,000 Fed).

CORE RECONCILIATION DETAIL

**DEPARTMENT OF SOCIAL SERVICES
PHYSICIAN PAYMENTS SAFETY NET**

5. CORE RECONCILIATION DETAIL

	Budget Class	FTE	GR	Federal	Other	Total	Explanation
TAFP AFTER VETOES							
	PD	0.00	0	17,613,590	1,709,202	19,322,792	
	Total	0.00	0	17,613,590	1,709,202	19,322,792	
DEPARTMENT CORE REQUEST							
	PD	0.00	0	17,613,590	1,709,202	19,322,792	
	Total	0.00	0	17,613,590	1,709,202	19,322,792	
GOVERNOR'S RECOMMENDED CORE							
	PD	0.00	0	17,613,590	1,709,202	19,322,792	
	Total	0.00	0	17,613,590	1,709,202	19,322,792	

DECISION ITEM SUMMARY

Budget Unit									
Decision Item	FY 2023	FY 2023	FY 2024	FY 2024	FY 2025	FY 2025	*****	*****	
Budget Object Summary	ACTUAL	ACTUAL	BUDGET	BUDGET	DEPT REQ	DEPT REQ	SECURED	SECURED	
Fund	DOLLAR	FTE	DOLLAR	FTE	DOLLAR	FTE	COLUMN	COLUMN	
PHYSICIAN PAYMENTS SAFETY NET									
CORE									
PROGRAM-SPECIFIC									
TITLE XIX-FEDERAL AND OTHER	15,136,588	0.00	17,613,590	0.00	17,613,590	0.00	0	0.00	
INTERGOVERNMENTAL TRANSFER	0	0.00	1,709,202	0.00	1,709,202	0.00	0	0.00	
TOTAL - PD	15,136,588	0.00	19,322,792	0.00	19,322,792	0.00	0	0.00	
TOTAL	15,136,588	0.00	19,322,792	0.00	19,322,792	0.00	0	0.00	
GRAND TOTAL	\$15,136,588	0.00	\$19,322,792	0.00	\$19,322,792	0.00	\$0	0.00	

DECISION ITEM DETAIL

Budget Unit	FY 2023	FY 2023	FY 2024	FY 2024	FY 2025	FY 2025	*****	*****
Decision Item	ACTUAL	ACTUAL	BUDGET	BUDGET	DEPT REQ	DEPT REQ	SECURED	SECURED
Budget Object Class	DOLLAR	FTE	DOLLAR	FTE	DOLLAR	FTE	COLUMN	COLUMN
PHYSICIAN PAYMENTS SAFETY NET								
CORE								
PROGRAM DISTRIBUTIONS	15,136,588	0.00	19,322,792	0.00	19,322,792	0.00	0	0.00
TOTAL - PD	15,136,588	0.00	19,322,792	0.00	19,322,792	0.00	0	0.00
GRAND TOTAL	\$15,136,588	0.00	\$19,322,792	0.00	\$19,322,792	0.00	\$0	0.00
GENERAL REVENUE	\$0	0.00	\$0	0.00	\$0	0.00		0.00
FEDERAL FUNDS	\$15,136,588	0.00	\$17,613,590	0.00	\$17,613,590	0.00		0.00
OTHER FUNDS	\$0	0.00	\$1,709,202	0.00	\$1,709,202	0.00		0.00

PROGRAM DESCRIPTION

Department: Social Services

HB Section(s): 11.780

Program Name: Physician Payments for Safety Net Hospitals

Program is found in the following core budget(s): Physician Payments for Safety Net Hospitals

1a. What strategic priority does this program address?

Attract and maintain quality physicians

1b. What does this program do?

This program provides enhanced physician reimbursement payments for services provided to MO HealthNet participants by certain hospitals designated as safety net hospitals. Services provided by physicians, dentists, podiatrists, nurse practitioners, physician assistants, nurse midwives, optometrists, audiologists, psychologists, and certified registered nurse anesthetists/anesthesiologist assistants not employed by the state who are actively engaged in the training of physicians when the training takes place in a safety net hospital are also eligible for enhanced physician payments. There are three entities that currently qualify for the additional physician payments-1) University Health Truman Medical Center, 2) University of Missouri Kansas City and 3) University Health Lakewood Medical Center. This program was established in July 2001 to provide a mechanism to fund enhanced payments to these safety net hospitals who traditionally see a high volume of Medicaid and uninsured patients.

Reimbursement Methodology

Enhanced physician payments are made in addition to the amount established under the MO HealthNet fee schedule. The additional payment is equal to the lower of the difference between the MO HealthNet allowable reimbursement for the service and 1) the Medicare allowable reimbursement or 2) the provider's actual charge for the service. In addition to the reimbursement methodology above, University Health Truman Medical Center and University Health Lakewood Medical Center receive an enhanced payment equal to the difference between the Medicaid allowable reimbursement for the service and the Medicare equivalent of the average commercial rate of the top three commercial payers for the service.

Additional Details

To qualify as a safety net hospital, entities must meet the following requirements as specified in 13 CSR 70-15.015(1)(B):

- Meet obstetrician requirements; and
- Have a Medicaid inpatient utilization rate (MIUR) at least one standard deviation above the state's mean MIUR or a low-income utilization rate (LIUR) greater than 25%; and
- Have an unsponsored care ratio of at least 65% and licensed for less than 50 inpatient beds; or
- Have an unsponsored care ratio of at least 65% and licensed for 50 inpatient beds or more, and have an occupancy rate greater than 40%; or
- Be a public non-state governmental acute care hospital with a LIUR of at least 40% and a MIUR greater than one standard deviation from the mean, and is licensed for 50 inpatient beds or more and has an occupancy rate of at least 40%; or
- Be owned or operated by the University of Missouri Board of Curators; or
- Be a public hospital operated by the Department of Mental Health.

This program is exempt from performance measures as it is payments to safety net hospitals.

PROGRAM DESCRIPTION

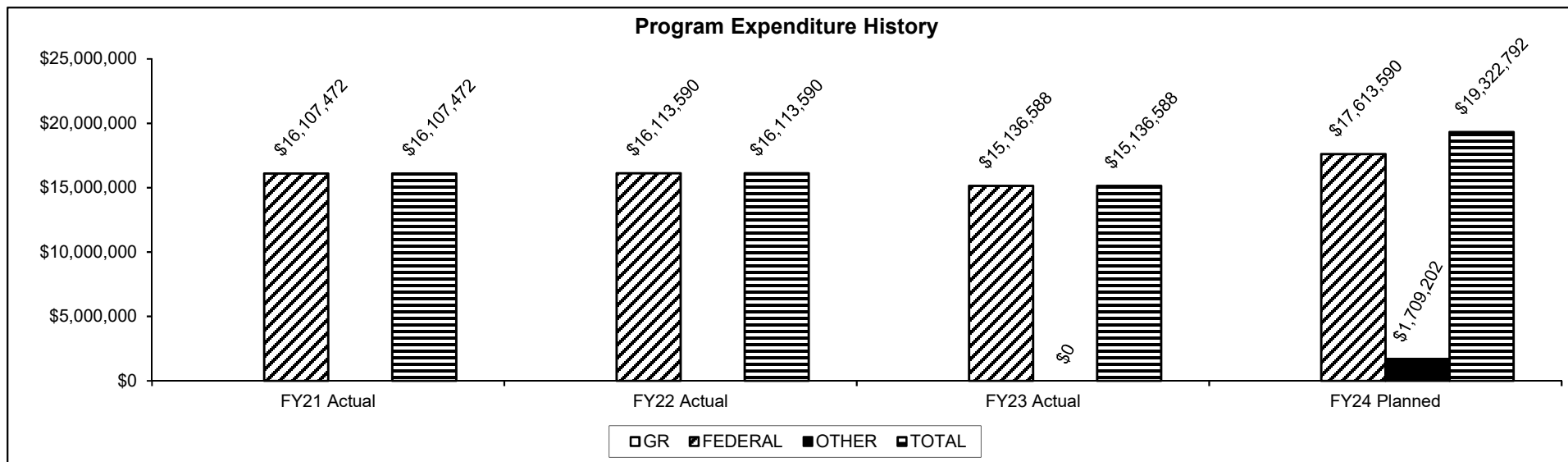
Department: Social Services

HB Section(s): 11.780

Program Name: Physician Payments for Safety Net Hospitals

Program is found in the following core budget(s): Physician Payments for Safety Net Hospitals

3. Provide actual expenditures for the prior three fiscal years; planned expenditures for the current fiscal year. (Note: Amounts do not include fringe benefit costs.)



4. What are the sources of the "Other " funds?

Intergovernmental Transfer Fund (0139)

5. What is the authorization for this program, i.e., federal or state statute, etc.? (Include the federal program number, if applicable.)

State statute: Sections 208.152 and 208.153, RSMo. Federal law: Social Security Act Sections 1905(a)(1) and (2), 1923(a)-(f). Federal regulations: 42 CFR 440.10 and 440.20.

6. Are there federal matching requirements? If yes, please explain.

The FMAP (Federal Medical Assistance Percentage) fluctuates annually based on state and national economic and population data, but generally the state matching requirement is around 35% and the federal match is around 65%.

7. Is this a federally mandated program? If yes, please explain.

No.

**Core – Federally
Qualified Health
Centers (FQHC)
Distribution**

CORE DECISION ITEM

Department: Social Services
 Division: MO HealthNet
 Core: Federally Qualified Health Centers (FQHC)

Budget Unit: 90559C
 HB Section: 11.785

1. CORE FINANCIAL SUMMARY

	FY 2025 Budget Request			
	GR	Federal	Other	Total
PS	0	0	0	0
EE	0	0	0	0
PSD	2,757,732	2,500,000	0	5,257,732
TRF	0	0	0	0
Total	2,757,732	2,500,000	0	5,257,732
FTE	0.00	0.00	0.00	0.00

	FY 2025 Governor's Recommendation			
	GR	Federal	Other	Total
PS	0	0	0	0
EE	0	0	0	0
PSD	0	0	0	0
TRF	0	0	0	0
Total	0	0	0	0
FTE	0.00	0.00	0.00	0.00

Est. Fringe	0	0	0	0
--------------------	---	---	---	---

Note: Fringes budgeted in House Bill 5 except for certain fringes budgeted directly to MoDOT, Highway Patrol, and Conservation.

Est. Fringe	0	0	0	0
--------------------	---	---	---	---

Note: Fringes budgeted in House Bill 5 except for certain fringes budgeted directly to MoDOT, Highway Patrol, and Conservation.

Other Funds: N/A

Other Funds: N/A

2. CORE DESCRIPTION

This item provides state grants to assist Federally Qualified Health Center (FQHCs) for fee-for-service MO HealthNet participants.

3. PROGRAM LISTING (list programs included in this core funding)

Federally Qualified Health Centers (FQHC) Distribution
 Community Health Worker

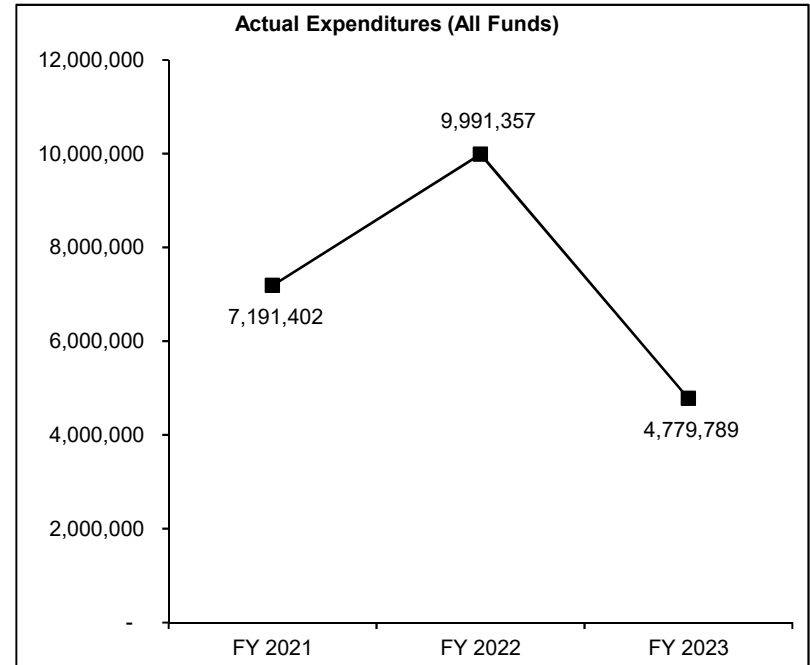
CORE DECISION ITEM

Department: Social Services
Division: MO HealthNet
Core: Federally Qualified Health Centers (FQHC)

Budget Unit: 90559C
HB Section: 11.785

4. FINANCIAL HISTORY

	FY 2021 Actual	FY 2022 Actual	FY 2023 Actual	FY 2024 Current Yr.
Appropriation (All Funds)	10,000,888	12,000,888	5,257,732	5,257,732
Less Reverted (All Funds)	(127,671)	(156,185)	(82,732)	(82,732)
Less Restricted (All Funds)	0	0	0	0
Budget Authority (All Funds)	9,873,217	11,844,703	5,175,000	5,175,000
Actual Expenditures (All Funds)	7,191,402	9,991,357	4,779,789	N/A
Unexpended (All Funds)	2,681,815	1,853,346	395,211	N/A
Unexpended, by Fund:				
General Revenue	407,306	169,767	160,106	N/A
Federal	2,274,509	1,683,579	235,106	N/A
Other	0	0	0	N/A
		(1)	(2)	(3)



*Current Year restricted amount is as of 9/01/2023.

Reverted includes statutory reserve amounts (when applicable).

Restricted includes Governor's expenditure restrictions which remained at the end of the fiscal year.

Notes:

- (1)** FY22 - New Decision Item funded for FQHC Community Health Worker (\$1,000,000 GR; \$1,000,000 Fed).
- (2)** FY23 - New Decision Item funded for FQHC Community Health Worker (\$1,000,000 GR; \$1,000,000 Fed).
- (3)** FY24 - Women & Minority Outreach and Technical Assistance Contracts were broken out to their own cores.

CORE DECISION ITEM

Department: Social Services
 Division: MO HealthNet
 Core: Women & Minority Outreach

Budget Unit: 90513C

HB Section: 11.785

1. CORE FINANCIAL SUMMARY

FY 2025 Budget Request				
	GR	Federal	Other	Total
PS	0	0	0	0
EE	2,029,796	2,029,796	0	4,059,592
PSD	0	0	0	0
TRF	0	0	0	0
Total	2,029,796	2,029,796	0	4,059,592
FTE	0.00	0.00	0.00	0.00

FY 2025 Governor's Recommendation				
	GR	Federal	Other	Total
PS	0	0	0	0
EE	0	0	0	0
PSD	0	0	0	0
TRF	0	0	0	0
Total	0	0	0	0
FTE	0.00	0.00	0.00	0.00

Est. Fringe	0	0	0	0
--------------------	---	---	---	---

Note: Fringes budgeted in House Bill 5 except for certain fringes budgeted directly to MoDOT, Highway Patrol, and Conservation.

Est. Fringe	0	0	0	0
--------------------	---	---	---	---

Note: Fringes budgeted in House Bill 5 except for certain fringes budgeted directly to MoDOT, Highway Patrol, and Conservation.

Other Funds: N/A

Other Funds: N/A

2. CORE DESCRIPTION

This item provides state grants to assist Federally Qualified Health Center (FQHCs) for fee-for-service MO HealthNet participants.

3. PROGRAM LISTING (list programs included in this core funding)

Women & Minority Outreach

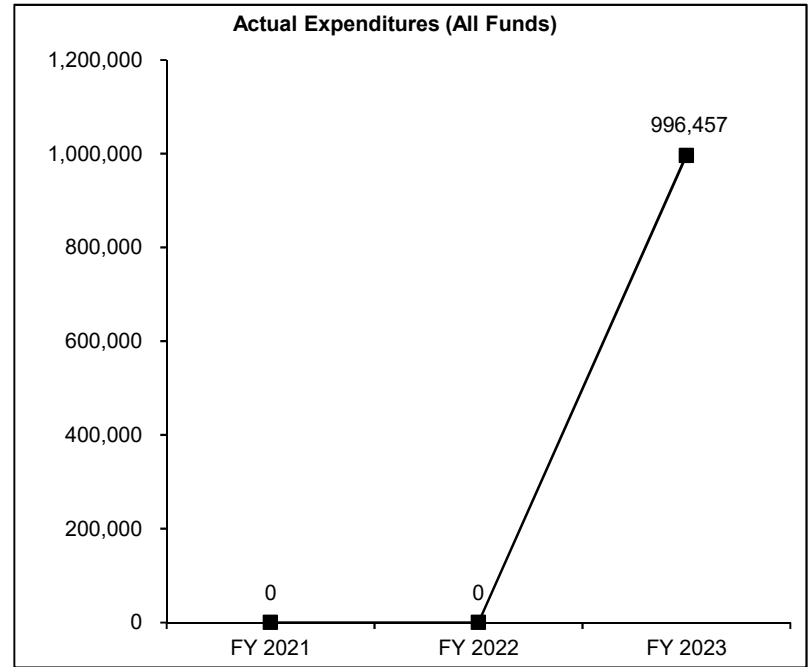
CORE DECISION ITEM

Department: Social Services
Division: MO HealthNet
Core: Women & Minority Outreach

Budget Unit: 90513C
HB Section: 11.785

4. FINANCIAL HISTORY

	FY 2021 Actual	FY 2022 Actual	FY 2023 Actual	FY 2024 Current Yr.
Appropriation (All Funds)	0	0	1,098,421	4,059,592
Less Reverted (All Funds)	0	0	(15,894)	(60,894)
Less Restricted (All Funds)	0	0	0	0
Budget Authority (All Funds)	0	0	1,082,527	3,998,698
Actual Expenditures (All Funds)	0	0	996,457	N/A
Unexpended (All Funds)	0	0	86,070	N/A
Unexpended, by Fund:				
General Revenue	0	0	15,674	N/A
Federal	0	0	70,397	N/A
Other	0	0	0	N/A
			(1)	



*Current Year restricted amount is as of 9/01/2023.

Reverted includes statutory reserve amounts (when applicable).

Restricted includes Governor's expenditure restrictions which remained at the end of the fiscal year.

Notes:

(1) FY24 - Formerly part of FQHC Core. New Decision Items funded for FQHC Women & Minority Health (\$1,500,000 GR; \$1,500,000 Fed).

CORE DECISION ITEM

Department: Social Services
 Division: MO HealthNet
 Core: Substance Abuse Prevention - Jordan Valley

Budget Unit: 90609C
 HB Section: 11.787

1. CORE FINANCIAL SUMMARY

FY 2025 Budget Request					FY 2025 Governor's Recommendation				
	GR	Federal	Other	Total		GR	Federal	Other	Total
PS	0	0	0	0	PS	0	0	0	0
EE	0	0	0	0	EE	0	0	0	0
PSD	1,000,000	1,000,000	250,000	2,250,000	PSD	0	0	0	0
TRF	0	0	0	0	TRF	0	0	0	0
Total	1,000,000	1,000,000	250,000	2,250,000	Total	0	0	0	0
FTE	0.00	0.00	0.00	0.00	FTE	0.00	0.00	0.00	0.00

Est. Fringe	0	0	0	0
--------------------	---	---	---	---

Note: Fringes budgeted in House Bill 5 except for certain fringes budgeted directly to MoDOT, Highway Patrol, and Conservation.

Est. Fringe	0	0	0	0
--------------------	---	---	---	---

Note: Fringes budgeted in House Bill 5 except for certain fringes budgeted directly to MoDOT, Highway Patrol, and Conservation.

Other Funds: Opioid Treatment and Recovery Fund (0705)

Other Funds: N/A

2. CORE DESCRIPTION

This item provides state grants to assist Federally Qualified Health Center (FQHCs) for fee-for-service MO HealthNet participants.

3. PROGRAM LISTING (list programs included in this core funding)

Substance Abuse Prevention - Jordan Valley

CORE DECISION ITEM

Department: Social Services
Division: MO HealthNet
Core: Substance Abuse Prevention - Jordan Valley

Budget Unit 90609C
HB Section: 11.787

4. FINANCIAL HISTORY

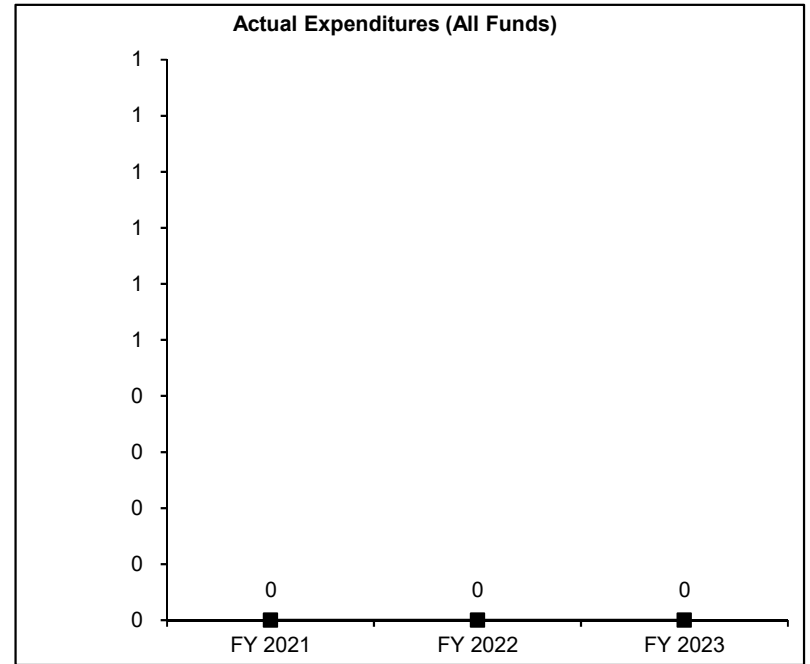
	FY 2021 Actual	FY 2022 Actual	FY 2023 Actual	FY 2024 Current Yr.
Appropriation (All Funds)	0	0	0	2,250,000
Less Reverted (All Funds)	0	0	0	(30,000)
Less Restricted (All Funds)	0	0	0	0
Budget Authority (All Funds)	0	0	0	2,220,000
Actual Expenditures (All Funds)	0	0	0	N/A
Unexpended (All Funds)	0	0	0	N/A
Unexpended, by Fund:				
General Revenue	0	0	0	N/A
Federal	0	0	0	N/A
Other	0	0	0	N/A
				(1)

*Current Year restricted amount is as of 9/01/2023.

Reverted includes statutory reserve amounts (when applicable).
 Restricted includes Governor's expenditure restrictions which remained at the end of the fiscal year.

Notes:

(1) FY24 - Substance Abuse Prevention Jordan Valley was established.



CORE DECISION ITEM

Department: Social Services
 Division: MO HealthNet
 Core: Substance Abuse Prevention Network

Budget Unit: 90610C
 HB Section: 11.787

1. CORE FINANCIAL SUMMARY

FY 2025 Budget Request					FY 2025 Governor's Recommendation				
	GR	Federal	Other	Total		GR	Federal	Other	Total
PS	0	0	0	0	PS	0	0	0	0
EE	0	0	0	0	EE	0	0	0	0
PSD	1,000,000	1,000,000	250,000	2,250,000	PSD	0	0	0	0
TRF	0	0	0	0	TRF	0	0	0	0
Total	1,000,000	1,000,000	250,000	2,250,000	Total	0	0	0	0
FTE	0.00	0.00	0.00	0.00	FTE	0.00	0.00	0.00	0.00

Est. Fringe	0	0	0	0
--------------------	---	---	---	---

Note: Fringes budgeted in House Bill 5 except for certain fringes budgeted directly to MoDOT, Highway Patrol, and Conservation.

Est. Fringe	0	0	0	0
--------------------	---	---	---	---

Note: Fringes budgeted in House Bill 5 except for certain fringes budgeted directly to MoDOT, Highway Patrol, and Conservation.

Other Funds: Opioid Treatment and Recovery Fund (0705)

Other Funds: N/A

2. CORE DESCRIPTION

This item provides state grants to assist Federally Qualified Health Center (FQHCs) for fee-for-service MO HealthNet participants.

3. PROGRAM LISTING (list programs included in this core funding)

Substance Abuse Prevention Network

CORE DECISION ITEM

Department: Social Services
Division: MO HealthNet
Core: Substance Abuse Prevention Network

Budget Unit 90610C
HB Section: 11.787

4. FINANCIAL HISTORY

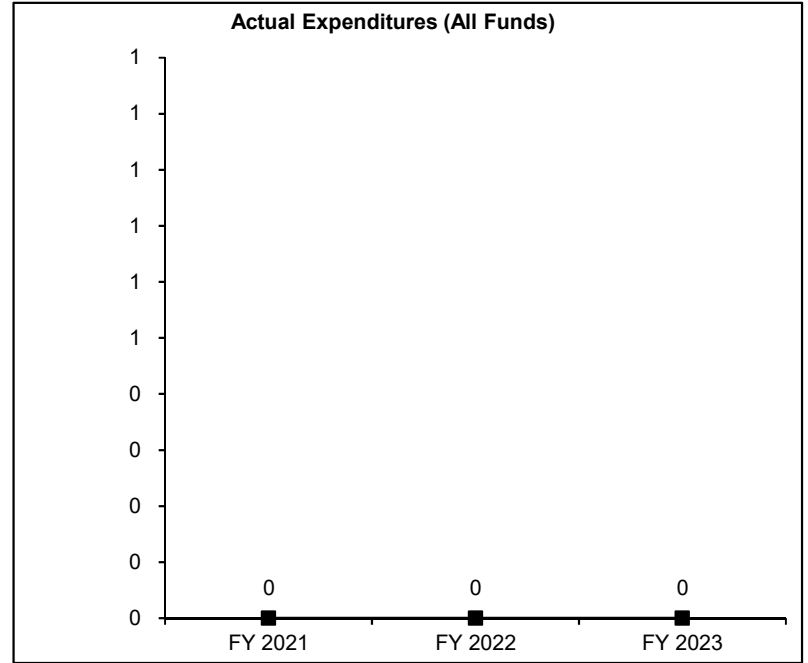
	FY 2021 Actual	FY 2022 Actual	FY 2023 Actual	FY 2024 Current Yr.
Appropriation (All Funds)	0	0	0	2,250,000
Less Reverted (All Funds)	0	0	0	(30,000)
Less Restricted (All Funds)	0	0	0	0
Budget Authority (All Funds)	0	0	0	2,220,000
Actual Expenditures (All Funds)	0	0	0	N/A
Unexpended (All Funds)	0	0	0	N/A
Unexpended, by Fund:				
General Revenue	0	0	0	N/A
Federal	0	0	0	N/A
Other	0	0	0	N/A
				(1)

*Current Year restricted amount is as of 9/01/2023.

Reverted includes statutory reserve amounts (when applicable).
 Restricted includes Governor's expenditure restrictions which remained at the end of the fiscal year.

Notes:

(1) FY24 - Substance Abuse Prevention Network was established.



CORE DECISION ITEM

Department: Social Services
 Division: MO HealthNet
 Core: Technical Assistance Contracts

Budget Unit: 90595C
 HB Section: 11.790

1. CORE FINANCIAL SUMMARY

FY 2025 Budget Request					FY 2025 Governor's Recommendation				
	GR	Federal	Other	Total		GR	Federal	Other	Total
PS	0	0	0	0	PS	0	0	0	0
EE	0	0	0	0	EE	0	0	0	0
PSD	1,918,645	1,918,645	0	3,837,290	PSD	0	0	0	0
TRF	0	0	0	0	TRF	0	0	0	0
Total	1,918,645	1,918,645	0	3,837,290	Total	0	0	0	0
FTE	0.00	0.00	0.00	0.00	FTE	0.00	0.00	0.00	0.00

Est. Fringe	0	0	0	0
--------------------	---	---	---	---

Note: Fringes budgeted in House Bill 5 except for certain fringes budgeted directly to MoDOT, Highway Patrol, and Conservation.

Est. Fringe	0	0	0	0
--------------------	---	---	---	---

Note: Fringes budgeted in House Bill 5 except for certain fringes budgeted directly to MoDOT, Highway Patrol, and Conservation.

Other Funds: N/A

Other Funds: N/A

2. CORE DESCRIPTION

This item provides state grants to assist Federally Qualified Health Center (FQHCs) for fee-for-service MO HealthNet participants.

3. PROGRAM LISTING (list programs included in this core funding)

Technical Assistance Contracts

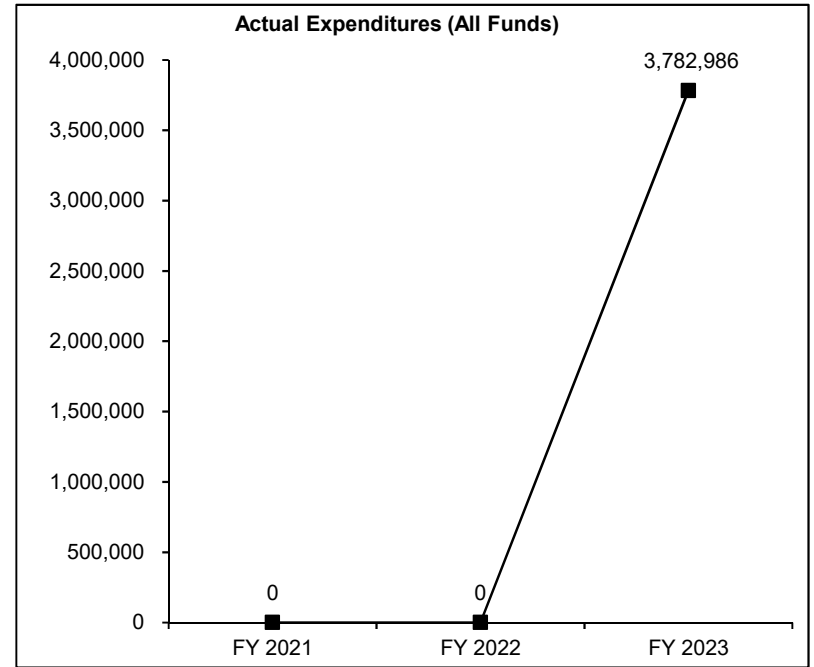
CORE DECISION ITEM

Department: Social Services
Division: MO HealthNet
Core: Technical Assistance Contracts

Budget Unit: 90595C
HB Section: 11.790

4. FINANCIAL HISTORY

	FY 2021 Actual	FY 2022 Actual	FY 2023 Actual	FY 2024 Current Yr.
Appropriation (All Funds)	0	0	5,644,735	3,837,290
Less Reverted (All Funds)	0	0	(57,559)	0
Less Restricted (All Funds)	0	0	0	0
Budget Authority (All Funds)	0	0	5,587,176	3,837,290
Actual Expenditures (All Funds)	0	0	3,782,986	N/A
Unexpended (All Funds)	0	0	1,804,190	N/A
Unexpended, by Fund:				
General Revenue	0	0	0	N/A
Federal	0	0	1,804,190	N/A
Other	0	0	0	N/A
				(1)



*Current Year restricted amount is as of 9/01/2023.

Reverted includes statutory reserve amounts (when applicable).

Restricted includes Governor's expenditure restrictions which remained at the end of the fiscal year.

Notes:

(1) FY24 - Formerly part of FQHC Core.

CORE RECONCILIATION DETAIL

**DEPARTMENT OF SOCIAL SERVICES
FQHC DISTRIBUTION**

5. CORE RECONCILIATION DETAIL

	Budget Class	FTE	GR	Federal	Other	Total	Explanation
TAFP AFTER VETOES							
	PD	0.00	2,757,732	2,500,000	0	5,257,732	
	Total	0.00	2,757,732	2,500,000	0	5,257,732	
DEPARTMENT CORE REQUEST							
	PD	0.00	2,757,732	2,500,000	0	5,257,732	
	Total	0.00	2,757,732	2,500,000	0	5,257,732	
GOVERNOR'S RECOMMENDED CORE							
	PD	0.00	2,757,732	2,500,000	0	5,257,732	
	Total	0.00	2,757,732	2,500,000	0	5,257,732	

CORE RECONCILIATION DETAIL

**DEPARTMENT OF SOCIAL SERVICES
WOMEN & MINORITY OUTREACH**

5. CORE RECONCILIATION DETAIL

	Budget Class	FTE	GR	Federal	Other	Total	Explanation
TAFP AFTER VETOES	EE	0.00	2,029,796	2,029,796	0	4,059,592	
	Total	0.00	2,029,796	2,029,796	0	4,059,592	
DEPARTMENT CORE REQUEST	EE	0.00	2,029,796	2,029,796	0	4,059,592	
	Total	0.00	2,029,796	2,029,796	0	4,059,592	
GOVERNOR'S RECOMMENDED CORE	EE	0.00	2,029,796	2,029,796	0	4,059,592	
	Total	0.00	2,029,796	2,029,796	0	4,059,592	

CORE RECONCILIATION DETAIL

**DEPARTMENT OF SOCIAL SERVICES
SBSTNC ABS PREV-JRDN VALLEY**

5. CORE RECONCILIATION DETAIL

	Budget Class	FTE	GR	Federal	Other	Total	Explanation
TAFP AFTER VETOES							
	EE	0.00	1,000,000	1,000,000	250,000	2,250,000	
	Total	0.00	1,000,000	1,000,000	250,000	2,250,000	
DEPARTMENT CORE REQUEST							
	EE	0.00	1,000,000	1,000,000	250,000	2,250,000	
	Total	0.00	1,000,000	1,000,000	250,000	2,250,000	
GOVERNOR'S RECOMMENDED CORE							
	EE	0.00	1,000,000	1,000,000	250,000	2,250,000	
	Total	0.00	1,000,000	1,000,000	250,000	2,250,000	

CORE RECONCILIATION DETAIL

**DEPARTMENT OF SOCIAL SERVICES
SUBSTANCE ABUSE PREV NETWORK**

5. CORE RECONCILIATION DETAIL

	Budget Class	FTE	GR	Federal	Other	Total	Explanation
TAFP AFTER VETOES							
	EE	0.00	1,000,000	1,000,000	250,000	2,250,000	
	Total	0.00	1,000,000	1,000,000	250,000	2,250,000	
DEPARTMENT CORE REQUEST							
	EE	0.00	1,000,000	1,000,000	250,000	2,250,000	
	Total	0.00	1,000,000	1,000,000	250,000	2,250,000	
GOVERNOR'S RECOMMENDED CORE							
	EE	0.00	1,000,000	1,000,000	250,000	2,250,000	
	Total	0.00	1,000,000	1,000,000	250,000	2,250,000	

CORE RECONCILIATION DETAIL

**DEPARTMENT OF SOCIAL SERVICES
TECHNICAL ASSISTANCE CONTRACTS**

5. CORE RECONCILIATION DETAIL

	Budget Class	FTE	GR	Federal	Other	Total	Explanation
TAFP AFTER VETOES							
	PD	0.00	1,918,645	1,918,645	0	3,837,290	
	Total	0.00	1,918,645	1,918,645	0	3,837,290	
DEPARTMENT CORE REQUEST							
	PD	0.00	1,918,645	1,918,645	0	3,837,290	
	Total	0.00	1,918,645	1,918,645	0	3,837,290	
GOVERNOR'S RECOMMENDED CORE							
	PD	0.00	1,918,645	1,918,645	0	3,837,290	
	Total	0.00	1,918,645	1,918,645	0	3,837,290	

DECISION ITEM SUMMARY

Budget Unit								
Decision Item	FY 2023	FY 2023	FY 2024	FY 2024	FY 2025	FY 2025	*****	*****
Budget Object Summary	ACTUAL	ACTUAL	BUDGET	BUDGET	DEPT REQ	DEPT REQ	SECURED	SECURED
Fund	DOLLAR	FTE	DOLLAR	FTE	DOLLAR	FTE	COLUMN	COLUMN
FQHC DISTRIBUTION								
CORE								
PROGRAM-SPECIFIC								
GENERAL REVENUE	2,514,894	0.00	2,757,732	0.00	2,757,732	0.00	0	0.00
TITLE XIX-FEDERAL AND OTHER	2,264,894	0.00	0	0.00	0	0.00	0	0.00
DEPT OF SOC SERV FEDERAL & OTH	0	0.00	2,500,000	0.00	2,500,000	0.00	0	0.00
TOTAL - PD	4,779,788	0.00	5,257,732	0.00	5,257,732	0.00	0	0.00
TOTAL	4,779,788	0.00	5,257,732	0.00	5,257,732	0.00	0	0.00
GRAND TOTAL	\$4,779,788	0.00	\$5,257,732	0.00	\$5,257,732	0.00	\$0	0.00

DECISION ITEM SUMMARY

Budget Unit								
Decision Item	FY 2023	FY 2023	FY 2024	FY 2024	FY 2025	FY 2025	*****	*****
Budget Object Summary	ACTUAL	ACTUAL	BUDGET	BUDGET	DEPT REQ	DEPT REQ	SECURED	SECURED
Fund	DOLLAR	FTE	DOLLAR	FTE	DOLLAR	FTE	COLUMN	COLUMN
WOMEN & MINORITY OUTREACH								
CORE								
EXPENSE & EQUIPMENT								
GENERAL REVENUE	498,228	0.00	2,029,796	0.00	2,029,796	0.00	0	0.00
DEPT OF SOC SERV FEDERAL & OTH	498,228	0.00	2,029,796	0.00	2,029,796	0.00	0	0.00
TOTAL - EE	996,456	0.00	4,059,592	0.00	4,059,592	0.00	0	0.00
TOTAL	996,456	0.00	4,059,592	0.00	4,059,592	0.00	0	0.00
GRAND TOTAL	\$996,456	0.00	\$4,059,592	0.00	\$4,059,592	0.00	\$0	0.00

DECISION ITEM SUMMARY

Budget Unit								
Decision Item	FY 2023	FY 2023	FY 2024	FY 2024	FY 2025	FY 2025	*****	*****
Budget Object Summary	ACTUAL	ACTUAL	BUDGET	BUDGET	DEPT REQ	DEPT REQ	SECURED	SECURED
Fund	DOLLAR	FTE	DOLLAR	FTE	DOLLAR	FTE	COLUMN	COLUMN
SBSTNC ABS PREV-JRDN VALLEY								
CORE								
EXPENSE & EQUIPMENT								
GENERAL REVENUE	0	0.00	1,000,000	0.00	1,000,000	0.00	0	0.00
DEPT OF SOC SERV FEDERAL & OTH	0	0.00	1,000,000	0.00	1,000,000	0.00	0	0.00
OPIOID TREATMENT AND RECOVERY	0	0.00	250,000	0.00	250,000	0.00	0	0.00
TOTAL - EE	0	0.00	2,250,000	0.00	2,250,000	0.00	0	0.00
TOTAL	0	0.00	2,250,000	0.00	2,250,000	0.00	0	0.00
GRAND TOTAL	\$0	0.00	\$2,250,000	0.00	\$2,250,000	0.00	\$0	0.00

DECISION ITEM SUMMARY

Budget Unit								
Decision Item	FY 2023	FY 2023	FY 2024	FY 2024	FY 2025	FY 2025	*****	*****
Budget Object Summary	ACTUAL	ACTUAL	BUDGET	BUDGET	DEPT REQ	DEPT REQ	SECURED	SECURED
Fund	DOLLAR	FTE	DOLLAR	FTE	DOLLAR	FTE	COLUMN	COLUMN
SUBSTANCE ABUSE PREV NETWORK								
CORE								
EXPENSE & EQUIPMENT								
GENERAL REVENUE	0	0.00	1,000,000	0.00	1,000,000	0.00	0	0.00
DEPT OF SOC SERV FEDERAL & OTH	0	0.00	1,000,000	0.00	1,000,000	0.00	0	0.00
OPIOID TREATMENT AND RECOVERY	0	0.00	250,000	0.00	250,000	0.00	0	0.00
TOTAL - EE	0	0.00	2,250,000	0.00	2,250,000	0.00	0	0.00
TOTAL	0	0.00	2,250,000	0.00	2,250,000	0.00	0	0.00
GRAND TOTAL	\$0	0.00	\$2,250,000	0.00	\$2,250,000	0.00	\$0	0.00

DECISION ITEM SUMMARY

Budget Unit								
Decision Item	FY 2023	FY 2023	FY 2024	FY 2024	FY 2025	FY 2025	*****	*****
Budget Object Summary	ACTUAL	ACTUAL	BUDGET	BUDGET	DEPT REQ	DEPT REQ	SECURED	SECURED
Fund	DOLLAR	FTE	DOLLAR	FTE	DOLLAR	FTE	COLUMN	COLUMN
TECHNICAL ASSISTANCE CONTRACTS								
CORE								
PROGRAM-SPECIFIC								
GENERAL REVENUE	1,861,086	0.00	1,918,645	0.00	1,918,645	0.00	0	0.00
TITLE XIX-FEDERAL AND OTHER	1,921,900	0.00	0	0.00	0	0.00	0	0.00
DEPT OF SOC SERV FEDERAL & OTH	0	0.00	1,918,645	0.00	1,918,645	0.00	0	0.00
TOTAL - PD	3,782,986	0.00	3,837,290	0.00	3,837,290	0.00	0	0.00
TOTAL	3,782,986	0.00	3,837,290	0.00	3,837,290	0.00	0	0.00
GRAND TOTAL	\$3,782,986	0.00	\$3,837,290	0.00	\$3,837,290	0.00	\$0	0.00

DECISION ITEM DETAIL

Budget Unit	FY 2023	FY 2023	FY 2024	FY 2024	FY 2025	FY 2025	*****	*****
Decision Item	ACTUAL	ACTUAL	BUDGET	BUDGET	DEPT REQ	DEPT REQ	SECURED	SECURED
Budget Object Class	DOLLAR	FTE	DOLLAR	FTE	DOLLAR	FTE	COLUMN	COLUMN
FQHC DISTRIBUTION								
CORE								
PROGRAM DISTRIBUTIONS	4,779,788	0.00	5,257,732	0.00	5,257,732	0.00	0	0.00
TOTAL - PD	4,779,788	0.00	5,257,732	0.00	5,257,732	0.00	0	0.00
GRAND TOTAL	\$4,779,788	0.00	\$5,257,732	0.00	\$5,257,732	0.00	\$0	0.00
GENERAL REVENUE	\$2,514,894	0.00	\$2,757,732	0.00	\$2,757,732	0.00		0.00
FEDERAL FUNDS	\$2,264,894	0.00	\$2,500,000	0.00	\$2,500,000	0.00		0.00
OTHER FUNDS	\$0	0.00	\$0	0.00	\$0	0.00		0.00

DECISION ITEM DETAIL

Budget Unit	FY 2023	FY 2023	FY 2024	FY 2024	FY 2025	FY 2025	*****	*****
Decision Item	ACTUAL	ACTUAL	BUDGET	BUDGET	DEPT REQ	DEPT REQ	SECURED	SECURED
Budget Object Class	DOLLAR	FTE	DOLLAR	FTE	DOLLAR	FTE	COLUMN	COLUMN
WOMEN & MINORITY OUTREACH								
CORE								
PROFESSIONAL SERVICES	996,456	0.00	4,059,592	0.00	4,059,592	0.00	0	0.00
TOTAL - EE	996,456	0.00	4,059,592	0.00	4,059,592	0.00	0	0.00
GRAND TOTAL	\$996,456	0.00	\$4,059,592	0.00	\$4,059,592	0.00	\$0	0.00
GENERAL REVENUE	\$498,228	0.00	\$2,029,796	0.00	\$2,029,796	0.00		0.00
FEDERAL FUNDS	\$498,228	0.00	\$2,029,796	0.00	\$2,029,796	0.00		0.00
OTHER FUNDS	\$0	0.00	\$0	0.00	\$0	0.00		0.00

DECISION ITEM DETAIL

Budget Unit	FY 2023	FY 2023	FY 2024	FY 2024	FY 2025	FY 2025	*****	*****
Decision Item	ACTUAL	ACTUAL	BUDGET	BUDGET	DEPT REQ	DEPT REQ	SECURED	SECURED
Budget Object Class	DOLLAR	FTE	DOLLAR	FTE	DOLLAR	FTE	COLUMN	COLUMN
SBSTNC ABS PREV-JRDN VALLEY								
CORE								
PROFESSIONAL SERVICES	0	0.00	2,250,000	0.00	2,250,000	0.00	0	0.00
TOTAL - EE	0	0.00	2,250,000	0.00	2,250,000	0.00	0	0.00
GRAND TOTAL	\$0	0.00	\$2,250,000	0.00	\$2,250,000	0.00	\$0	0.00
GENERAL REVENUE	\$0	0.00	\$1,000,000	0.00	\$1,000,000	0.00		0.00
FEDERAL FUNDS	\$0	0.00	\$1,000,000	0.00	\$1,000,000	0.00		0.00
OTHER FUNDS	\$0	0.00	\$250,000	0.00	\$250,000	0.00		0.00

DECISION ITEM DETAIL

Budget Unit	FY 2023	FY 2023	FY 2024	FY 2024	FY 2025	FY 2025	*****	*****
Decision Item	ACTUAL	ACTUAL	BUDGET	BUDGET	DEPT REQ	DEPT REQ	SECURED	SECURED
Budget Object Class	DOLLAR	FTE	DOLLAR	FTE	DOLLAR	FTE	COLUMN	COLUMN
SUBSTANCE ABUSE PREV NETWORK								
CORE								
PROFESSIONAL SERVICES	0	0.00	2,250,000	0.00	2,250,000	0.00	0	0.00
TOTAL - EE	0	0.00	2,250,000	0.00	2,250,000	0.00	0	0.00
GRAND TOTAL	\$0	0.00	\$2,250,000	0.00	\$2,250,000	0.00	\$0	0.00
GENERAL REVENUE	\$0	0.00	\$1,000,000	0.00	\$1,000,000	0.00		0.00
FEDERAL FUNDS	\$0	0.00	\$1,000,000	0.00	\$1,000,000	0.00		0.00
OTHER FUNDS	\$0	0.00	\$250,000	0.00	\$250,000	0.00		0.00

DECISION ITEM DETAIL

Budget Unit	FY 2023	FY 2023	FY 2024	FY 2024	FY 2025	FY 2025	*****	*****
Decision Item	ACTUAL	ACTUAL	BUDGET	BUDGET	DEPT REQ	DEPT REQ	SECURED	SECURED
Budget Object Class	DOLLAR	FTE	DOLLAR	FTE	DOLLAR	FTE	COLUMN	COLUMN
TECHNICAL ASSISTANCE CONTRACTS								
CORE								
PROGRAM DISTRIBUTIONS	3,782,986	0.00	3,837,290	0.00	3,837,290	0.00	0	0.00
TOTAL - PD	3,782,986	0.00	3,837,290	0.00	3,837,290	0.00	0	0.00
GRAND TOTAL	\$3,782,986	0.00	\$3,837,290	0.00	\$3,837,290	0.00	\$0	0.00
GENERAL REVENUE	\$1,861,086	0.00	\$1,918,645	0.00	\$1,918,645	0.00		0.00
FEDERAL FUNDS	\$1,921,900	0.00	\$1,918,645	0.00	\$1,918,645	0.00		0.00
OTHER FUNDS	\$0	0.00	\$0	0.00	\$0	0.00		0.00

PROGRAM DESCRIPTION

Department: Social Services

HB Section(s): 11.785, 11.787, 11.790

Program Name: Federally Qualified Health Centers (FQHC) Distribution

Program is found in the following core budget(s): Federally Qualified Health Centers (FQHC)

1a. What strategic priority does this program address?

Serve a medically underserved area or population

1b. What does this program do?

This core request provides state grants to assist Federally Qualified Health Centers (FQHCs) with infrastructure, equipment and personnel development so the uninsured and underinsured population will have increased access to health care, especially in medically underserved areas. These funds address gaps in preventive services and management of chronic conditions and incentive payments. This program also establishes and implements outreach programs in medically underserved areas by increasing participation of minorities and women in MO HealthNet programs.

The Department of Social Services (DSS) contracts with the Missouri Primary Care Association (MPCA) to act as a fiscal intermediary for the distribution of the FQHC grants, Community Health Worker Initiative, Women and Minority Health Care Outreach Programs; and Patient Outreach and Engagement; assuring accurate and timely payments to the FQHCs; and to act as a central data collection point for evaluating program impact and outcomes. MPCA is recognized as Missouri's single primary care association by the Federal Health Resource Service Administration (HRSA).

- **Grant Expansion/Oral Health Initiative**

Distributes funds to recruit and retain qualified professionals, by providing a loan forgiveness/loan repayment program to offset tuition costs to encourage the recruitment and retention of healthcare professionals in FQHCs.

- **Community Health Worker-Initiative**

Distributes funds to address social determinants of health; improve patient engagement in preventative, chronic disease management services; connect patients with community-based services; reduce avoidable emergency room visits; and reduce hospital admission. Additional focus is given to children who have been adopted or in foster care, their families and foster parents, the Division of Youth services and juvenile justice.

- **Women and Minority Healthcare Outreach Programs**

Distributes funds to establish and implement healthcare outreach programs for women and minorities in the City of St. Louis, the southeast "bootheel" region of the state, and Kansas City.

- **Patient Outreach and Engagement Initiative**

Distributes funds to address gaps in preventative services and management of chronic conditions, and for incentive payments.

- **Substance Use Prevention**

Distributes funds to strengthen and expand substance use prevention, treatment, and recovery services by utilizing a community-based approach. This approach would address social determinants of health, provide medication for opioid use disorder and work with housing resources to help ensure individuals have access to safe housing.

PROGRAM DESCRIPTION

Department: Social Services

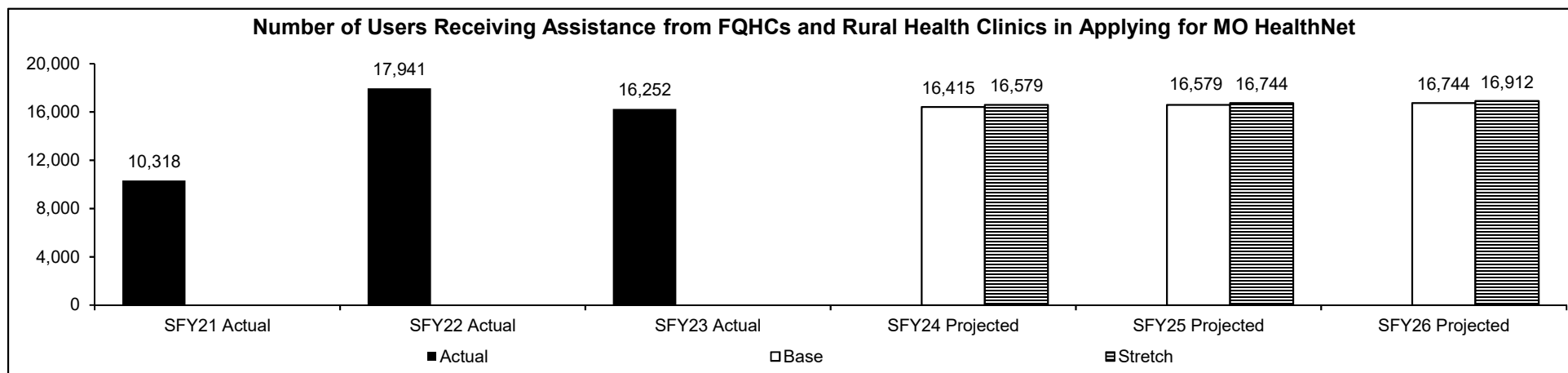
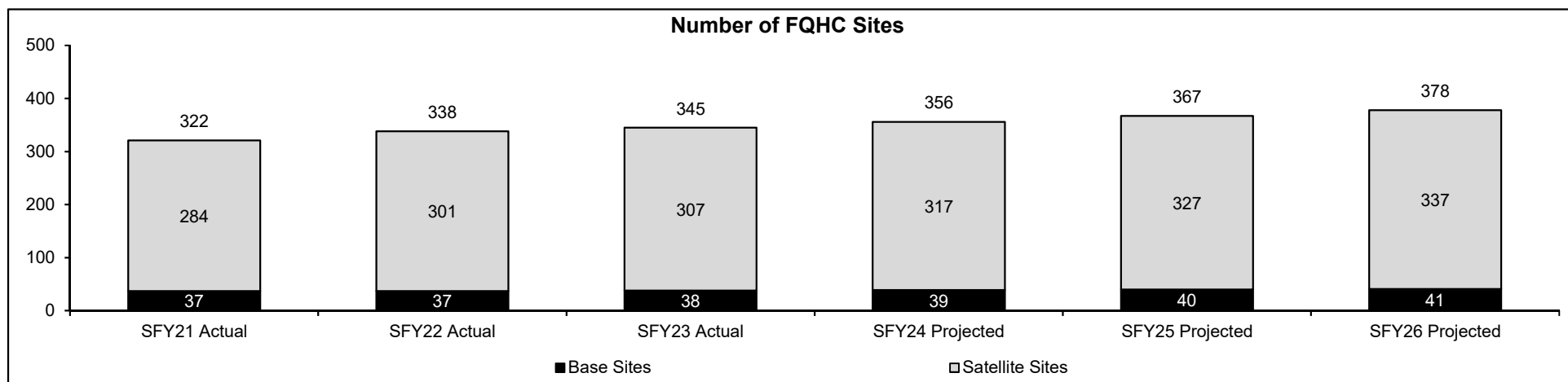
HB Section(s): 11.785, 11.787, 11.790

Program Name: Federally Qualified Health Centers (FQHC) Distribution

Program is found in the following core budget(s): Federally Qualified Health Centers (FQHC)

2a. Provide an activity measure(s) for the program.

Each FQHC (base site) has several satellite sites. During SFY23, there were 38 base sites and 307 satellite sites, for a total of 345 sites providing services to MO HealthNet participants.



Note: Decrease in SFY21 is due to COVID-19

PROGRAM DESCRIPTION

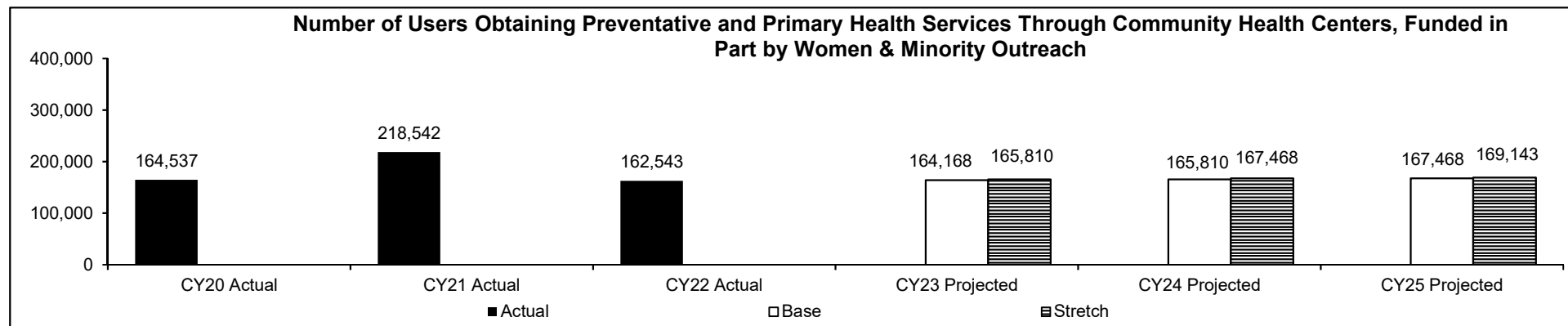
Department: Social Services

HB Section(s): 11.785, 11.787, 11.790

Program Name: Federally Qualified Health Centers (FQHC) Distribution

Program is found in the following core budget(s): Federally Qualified Health Centers (FQHC)

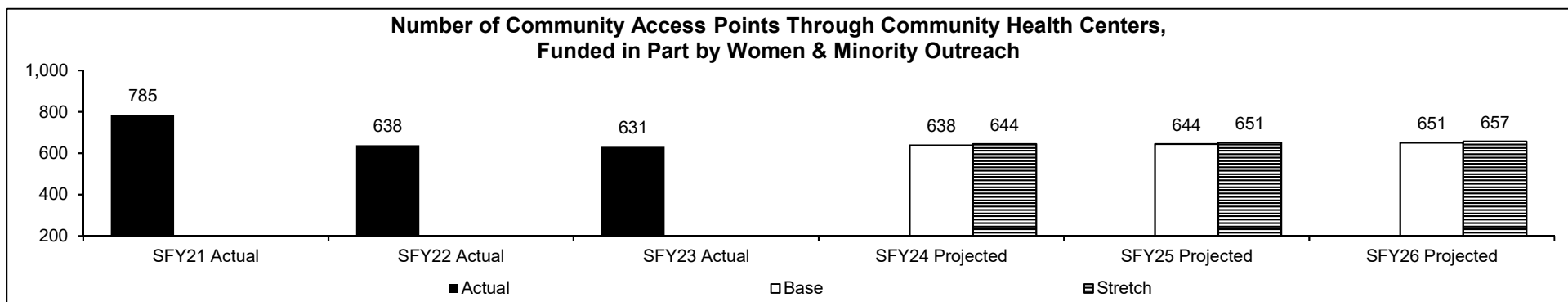
2b. Provide a measure(s) of the program's quality.



Note: There was a decrease in Users Obtaining Preventative and Primary Health Centers in CY22 because outreach strategies had to be tailored in a different manner due to the COVID-19 pandemic.

2c. Provide a measure(s) of the program's impact.

Community Access Points provide individuals with assistance in navigating the MO HealthNet application and enrollment process. Community Access Points may be located in places like: schools; day care centers; head starts; housing agencies; health departments; community events; career fairs; health fairs; senior centers; public housing; shelters; churches; hospitals; libraries; Family Support Division offices; food pantries; and WIC offices.



Note: There was a decrease in Community Access Points in SFY21, SFY 22, and SFY23 because outreach strategies had to be tailored in a different manner due to the COVID-19 pandemic and the cancellation of health related and community events.

PROGRAM DESCRIPTION

Department: Social Services

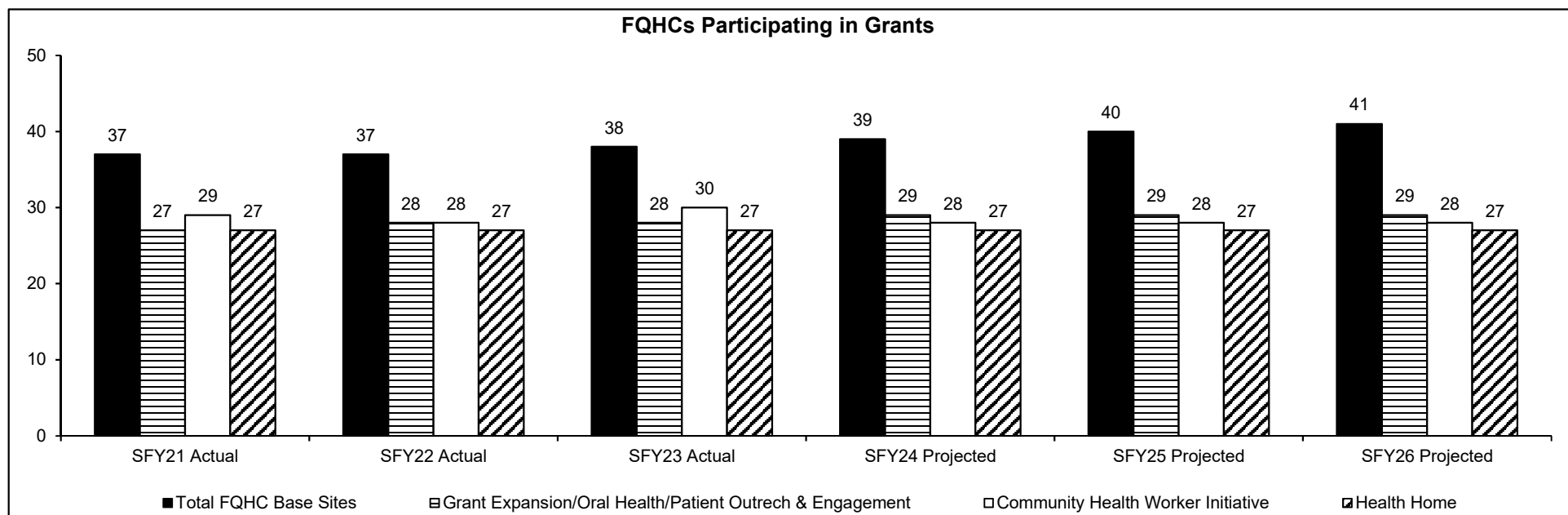
HB Section(s): 11.785, 11.787, 11.790

Program Name: Federally Qualified Health Centers (FQHC) Distribution

Program is found in the following core budget(s): Federally Qualified Health Centers (FQHC)

2d. Provide a measure(s) of the program's efficiency.

A significant number of FQHCs participate in the various programs. During SFY 2019, over 76% participated in the Grant Expansion/Oral Health Initiative, over 76% participated in the Community Health Worker Initiative, and over 66% participated in the Health Home program.



PROGRAM DESCRIPTION

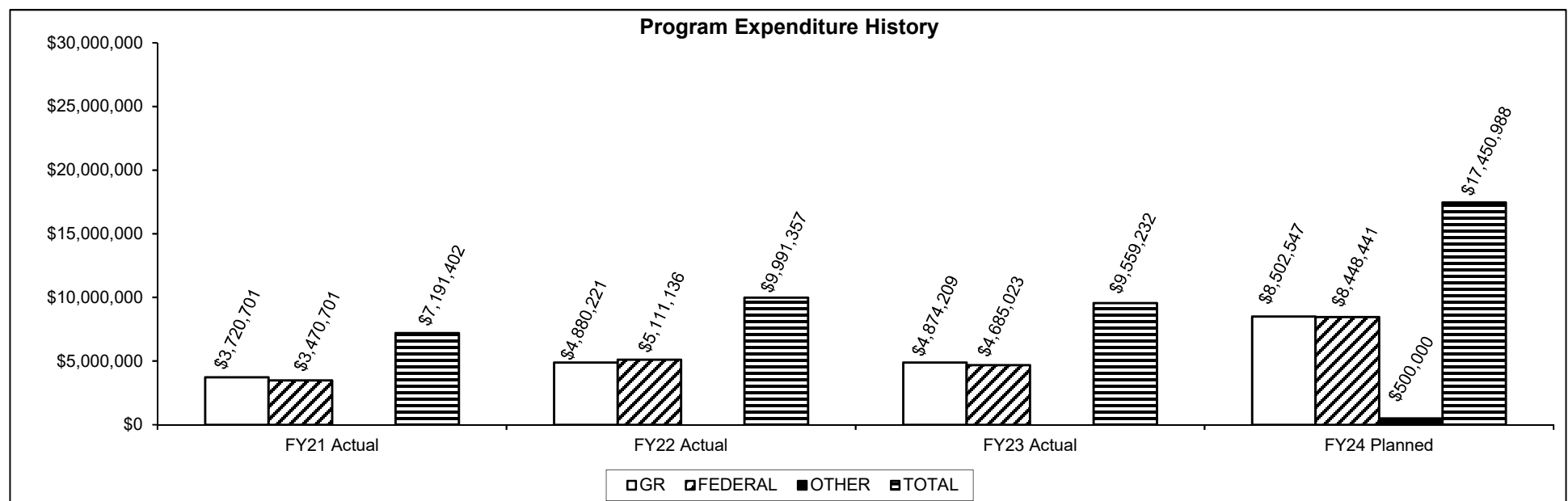
Department: Social Services

HB Section(s): 11.785, 11.787, 11.790

Program Name: Federally Qualified Health Centers (FQHC) Distribution

Program is found in the following core budget(s): Federally Qualified Health Centers (FQHC)

3. Provide actual expenditures for the prior three fiscal years and planned expenditures for the current fiscal year. (Note: Amounts do not include fringe benefit costs.)



Planned FY24 expenditures are net of reverted.

4. What are the sources of the "Other " funds?

Opioid Addiction Treatment and Recovery Fund (0705)

5. What is the authorization for this program, i.e., federal or state statute, etc.? (Include the federal program number, if applicable.)

State statute: Sections 208.152 and 208.201, RSMo. Federal law: Social Security Act Section 1903(a). Federal Regulations: 42 CFR, Part 433.15.

6. Are there federal matching requirements? If yes, please explain.

General Medicaid administrative expenditures earn a 50% federal match.

7. Is this a federally mandated program? If yes, please explain.

No.

Core – Health Homes

CORE DECISION ITEM

Department: Social Services
Division: MO HealthNet
Core: Health Homes

Budget Unit: 90574C
HB Section: 11.795

1. CORE FINANCIAL SUMMARY

	FY 2025 Budget Request			
	GR	Federal	Other	Total
PS	0	0	0	0
EE	0	0	0	0
PSD	4,402,085	18,719,376	6,027,694	29,149,155
TRF	0	0	0	0
Total	4,402,085	18,719,376	6,027,694	29,149,155
FTE	0.00	0.00	0.00	0.00

Est. Fringe	0	0	0	0
--------------------	---	---	---	---

Note: Fringes budgeted in House Bill 5 except for certain fringes budgeted directly to MoDOT, Highway Patrol, and Conservation.

Other Funds: Federal Reimbursement Allowance (0142) - \$6,027,694

	FY 2025 Governor's Recommendation			
	GR	Fed	Other	Total
PS	0	0	0	0
EE	0	0	0	0
PSD	3,016,190	16,321,875	6,027,694	25,365,759
TRF	0	0	0	0
Total	3,016,190	16,321,875	6,027,694	25,365,759
FTE	0.00	0.00	0.00	0.00

Est. Fringe	0	0	0	0
--------------------	---	---	---	---

Note: Fringes budgeted in House Bill 5 except for certain fringes budgeted directly to MoDOT, Highway Patrol, and Conservation.

Other Funds: Federal Reimbursement Allowance (0142) - \$6,027,694

2. CORE DESCRIPTION

MO HealthNet operates the Primary Care Health Home Program for participants diagnosed with two chronic conditions or diagnosed with one chronic condition and at-risk for development of a second. Clinical care management per member per month (PMPM) payments are made for the reimbursement of required contracted services, and the cost of staff primarily responsible for delivery of these specified health home services who are not covered by other MO HealthNet reimbursement methodologies.

3. PROGRAM LISTING (list programs included in this core funding)

Health Homes

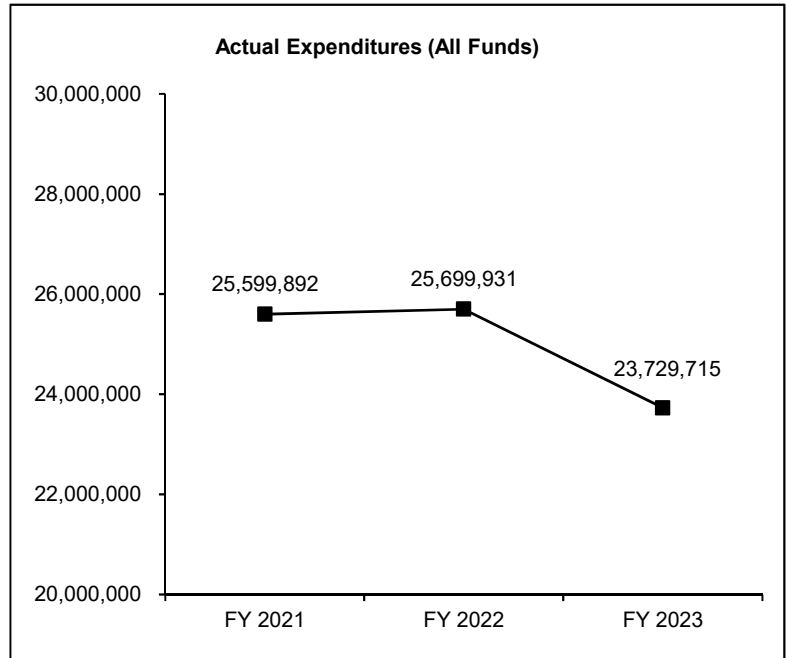
CORE DECISION ITEM

Department: Social Services
Division: MO HealthNet
Core: Health Homes

Budget Unit: 90574C
HB Section: 11.795

4. FINANCIAL HISTORY

	FY 2021 Actual	FY 2022 Actual	FY 2023 Actual	FY 2024 Current Yr.
Appropriation (All Funds)	28,642,368	31,433,999	27,598,168	27,649,155
Less Reverted (All Funds)	0	0	0	0
Less Restricted (All Funds)	0	0	0	0
Budget Authority (All Funds)	28,642,368	31,433,999	27,598,168	27,649,155
Actual Expenditures (All Funds)	25,599,892	25,699,931	23,729,715	N/A
Unexpended (All Funds)	3,042,476	5,734,068	3,868,453	N/A
Unexpended, by Fund:				
General Revenue	52,941	98,842	439,220	N/A
Federal	461,281	3,487,544	1,209,029	N/A
Other	2,528,254	2,147,682	2,220,204	N/A
	(1)	(2)	(3)	(4)



*Current Year restricted amount is as of 9/01/2023.

Reverted includes statutory reserve amounts (when applicable).

Restricted includes Governor's expenditure restrictions which remained at the end of the fiscal year.

NOTES:

(1) FY21 - New Decision items funded for FMAP Adjustment (\$65,037 GR), Cost to Continue (\$492,528 GR; \$1,255,998 Fed; \$3,524,687 Other).

(2) FY22 - New Decision Items funded for FMAP Adjustment (\$1,772,685 Fed), Cost to Continue (\$308,265 GR; \$2,463,101 Fed), Health Home Expansion (\$332,045 GR; \$1,067,382 Fed; \$217,573 Other). Supplemental funded for \$782,530.

(3) FY23 - New Decision Items funded for FMAP Adjustment (\$812,448 Fed), MHD CTC (\$782,530), CHIP Authority CTC (\$287,787 Fed). \$287,787 used as flex to cover program expenditures.

(4) FY 24 - New Decision Items funded for FMAP Adjustment (\$1,237,813 Fed), MHD CTC (\$635,895 GR; \$409,688 Fed). Supplemental awarded for \$994,596.

CORE RECONCILIATION DETAIL

**DEPARTMENT OF SOCIAL SERVICES
HEALTH HOMES**

5. CORE RECONCILIATION DETAIL

				Budget Class	FTE	GR	Federal	Other	Total	Explanation
TAFP AFTER VETOES										
				PD	0.00	3,652,085	17,969,376	6,027,694	27,649,155	
				Total	0.00	3,652,085	17,969,376	6,027,694	27,649,155	
DEPARTMENT CORE ADJUSTMENTS										
Core Reallocation	407	8260	PD	0.00	0	750,000		0	750,000	Reallocation from Pediatric Pilot Program HB 11.775.
Core Reallocation	407	5019	PD	0.00	750,000		0	0	750,000	Reallocation from Pediatric Pilot Program HB 11.775.
NET DEPARTMENT CHANGES					0.00	750,000	750,000	0	1,500,000	
DEPARTMENT CORE REQUEST										
				PD	0.00	4,402,085	18,719,376	6,027,694	29,149,155	
				Total	0.00	4,402,085	18,719,376	6,027,694	29,149,155	
GOVERNOR'S RECOMMENDED CORE										
				PD	0.00	4,402,085	18,719,376	6,027,694	29,149,155	
				Total	0.00	4,402,085	18,719,376	6,027,694	29,149,155	

DECISION ITEM SUMMARY

Budget Unit									
Decision Item	FY 2023	FY 2023	FY 2024	FY 2024	FY 2025	FY 2025	*****	*****	
Budget Object Summary	ACTUAL	ACTUAL	BUDGET	BUDGET	DEPT REQ	DEPT REQ	SECURED	SECURED	
Fund	DOLLAR	FTE	DOLLAR	FTE	DOLLAR	FTE	COLUMN	COLUMN	
HEALTH HOMES									
CORE									
PROGRAM-SPECIFIC									
GENERAL REVENUE	4,291,647	0.00	3,652,085	0.00	4,402,085	0.00	0	0.00	
TITLE XIX-FEDERAL AND OTHER	15,630,578	0.00	17,969,376	0.00	18,719,376	0.00	0	0.00	
FEDERAL REIMBURSEMENT ALLOWANCE	3,807,490	0.00	6,027,694	0.00	6,027,694	0.00	0	0.00	
TOTAL - PD	23,729,715	0.00	27,649,155	0.00	29,149,155	0.00	0	0.00	
TOTAL	23,729,715	0.00	27,649,155	0.00	29,149,155	0.00	0	0.00	
MHD CTC - 1886020									
PROGRAM-SPECIFIC									
GENERAL REVENUE	0	0.00	0	0.00	1,746,678	0.00	0	0.00	
TITLE XIX-FEDERAL AND OTHER	0	0.00	0	0.00	1,405,785	0.00	0	0.00	
TOTAL - PD	0	0.00	0	0.00	3,152,463	0.00	0	0.00	
TOTAL	0	0.00	0	0.00	3,152,463	0.00	0	0.00	
GRAND TOTAL	\$23,729,715	0.00	\$27,649,155	0.00	\$32,301,618	0.00	\$0	0.00	

FLEXIBILITY REQUEST FORM

BUDGET UNIT NUMBER: 90574C BUDGET UNIT NAME: Health Home HOUSE BILL SECTION: 11.795	DEPARTMENT: Social Services DIVISION: MO HealthNet
--	---

1. Provide the amount by fund of personal service flexibility and the amount by fund of expense and equipment flexibility you are requesting in dollar and percentage terms and explain why the flexibility is needed. If flexibility is being requested among divisions, provide the amount by fund of flexibility you are requesting in dollar and percentage terms and explain why the flexibility is needed.

Department Request

10% flexibility is requested between sections 11.700 (Pharmacy and Clawback), 11.715 (Physician Related Prof), 11.716 (PACE), 11.720 (Dental), 11.725 (Premium Payments), 11.730 (Nursing Facilities and Home Health), 11.745 (Rehab Specialty Services and NEMT), 11.755 (Complex Rehab), 11.760 (Managed Care), 11.765 (MC Specialty Plan), 11.770 (Hospital Care), 11.795 (Health Homes), 11.810 (CHIP), 11.815 (SMHB), 11.825 (Blind).

2. Estimate how much flexibility will be used for the budget year. How much flexibility was used in the Prior Year Budget and the Current Year Budget? Please specify the amount.

PRIOR YEAR ACTUAL AMOUNT OF FLEXIBILITY USED	CURRENT YEAR ESTIMATED AMOUNT OF FLEXIBILITY THAT WILL BE USED	BUDGET REQUEST ESTIMATED AMOUNT OF FLEXIBILITY THAT WILL BE USED
\$287,787	DSS will flex up to 10% between sections.	Up to 10% flexibility will be used.

3. Please explain how flexibility was used in the prior and/or current years.

PRIOR YEAR EXPLAIN ACTUAL USE	CURRENT YEAR EXPLAIN PLANNED USE
To allow for program payments in Managed Care.	Flexibility allows for MHD to move authority between program sections to ensure bi-monthly payroll obligations are met and services continue to be provided without disruption or delay. Flex allows MHD to shift authority to sections where there is need.

DECISION ITEM DETAIL

Budget Unit	FY 2023	FY 2023	FY 2024	FY 2024	FY 2025	FY 2025	*****	*****
Decision Item	ACTUAL	ACTUAL	BUDGET	BUDGET	DEPT REQ	DEPT REQ	SECURED	SECURED
Budget Object Class	DOLLAR	FTE	DOLLAR	FTE	DOLLAR	FTE	COLUMN	COLUMN
HEALTH HOMES								
CORE								
PROGRAM DISTRIBUTIONS	23,729,715	0.00	27,649,155	0.00	29,149,155	0.00	0	0.00
TOTAL - PD	23,729,715	0.00	27,649,155	0.00	29,149,155	0.00	0	0.00
GRAND TOTAL	\$23,729,715	0.00	\$27,649,155	0.00	\$29,149,155	0.00	\$0	0.00
GENERAL REVENUE	\$4,291,647	0.00	\$3,652,085	0.00	\$4,402,085	0.00		0.00
FEDERAL FUNDS	\$15,630,578	0.00	\$17,969,376	0.00	\$18,719,376	0.00		0.00
OTHER FUNDS	\$3,807,490	0.00	\$6,027,694	0.00	\$6,027,694	0.00		0.00

PROGRAM DESCRIPTION

Department: Social Services

HB Section(s): 11.795

Program Name: Health Homes

Program is found in the following core budget(s): Health Homes

1a. What strategic priority does this program address?

Intensive care coordination/care management to improve health outcomes and reduce costs of unnecessary hospitalizations/emergency room visits.

1b. What does this program do?

Provides team-based care that improves health outcomes & reduces costs of unnecessary hospitalizations/emergency room visits. Section 2703 of the Affordable Care Act (ACA) gives MO HealthNet the option to pay providers to coordinate care through a health home for individuals with chronic conditions. MO HealthNet operates the Primary Care Health Home Program for participants diagnosed with two chronic conditions or diagnosed with one chronic condition and at-risk for development of a second. Clinical care management per member per month (PMPM) payments are made for the reimbursement of required contracted services and the cost of staff primarily responsible for delivery of these specified health home services who are not covered by other MO HealthNet reimbursement methodologies. This core funds PMPM payments made to health homes.

A Primary Care Health Home may be operated by a Federally Qualified Health Center (FQHC), hospital-based clinic, or other primary care provider. The State share of the Health Home PMPMs for hospital-based clinics are funded by the Federal Reimbursement Allowance (FRA) program.

Reimbursement Methodology

Providers that are enrolled in MO HealthNet's Health Home Program receive a per-member, per month (PMPM) reimbursement for each eligible health home patient enrolled in the program who receives health home services in a given month. Health home PMPM payments started in March 2012 for services performed in January 2012. In accordance with the state plan amendment approved by the Centers for Medicare & Medicaid Services (CMS), MO HealthNet may adjust the PMPM rate based on the consumer price index (CPI).

Rate History

Primary Care PMPM Rate	Effective with Service Month
\$64.68	7/1/19
\$63.72	1/1/17
\$63.72	1/1/16
\$62.47	1/1/15

Additional Details

State Fiscal Year 2024 will continue to see an increase in patient enrollment in Primary Care Health Home (PCHH) providers.

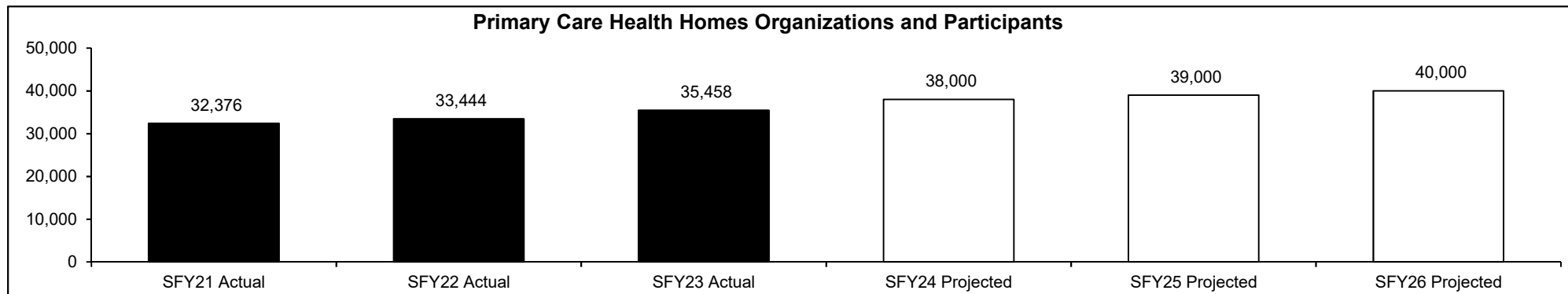
PROGRAM DESCRIPTION

Department: Social Services
Program Name: Health Homes

HB Section(s): 11.795

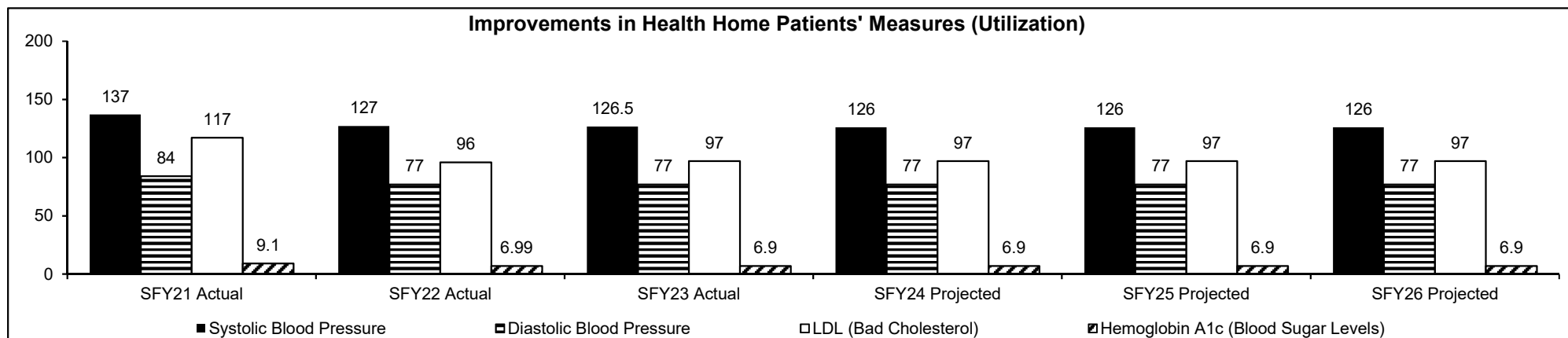
Program is found in the following core budget(s): Health Homes

2a. Provide an activity measure for the program.



Note: There are currently 43 Health Care Organizations with 208 Primary Care locations providing the Primary Care Health Home program. The program plans to expand to new rural locations increasing access to integrated Primary Care and Behavioral Health Teams at 5 to 10 new clinics annually as well as adding patients to existing clinics.

2b. Provide a measure of the program's quality.



Note 1: Compared to initial readings, participants measures have significantly improved. First reading blood pressure was 155/97 and decreased to 126/77.

Note 2: There were significant drops in LDL cholesterol from 142 to 97. Blood sugar readings improved from an A1c of 9.7 to 6.9.

Note 3: Improving Systolic/Diastolic blood pressure reduces risk of stroke.

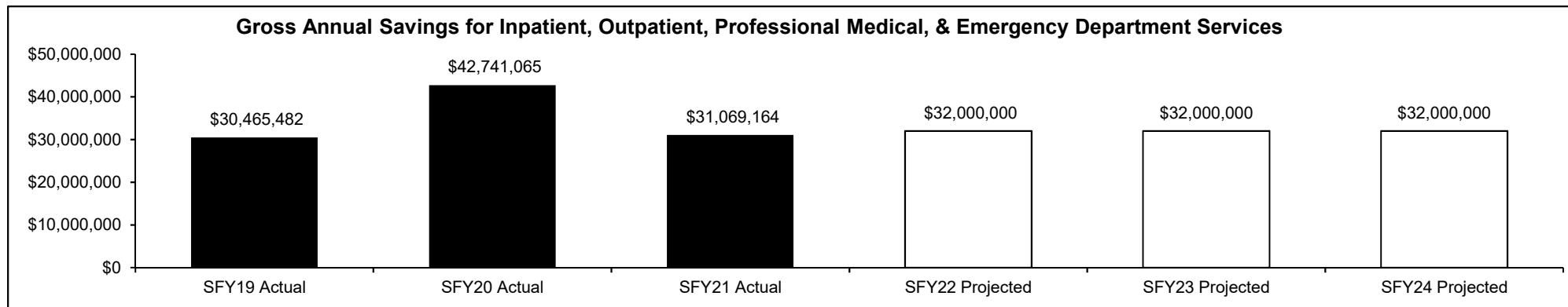
PROGRAM DESCRIPTION

Department: Social Services
Program Name: Health Homes

HB Section(s): 11.795

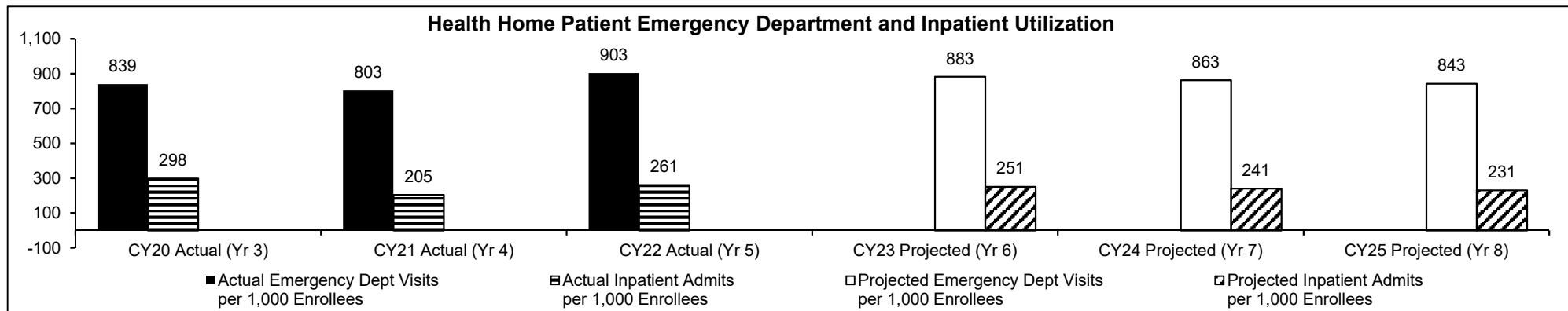
Program is found in the following core budget(s): Health Homes

2c. Provide a measure of the program's impact.



Note: Savings are gathered for Health Home members with 12 months of Medicaid Eligibility prior to Health Home enrollment, and at least one Health Home attestation in the following State Fiscal Year. As Primary Care is established and preventative care is implemented, significant savings are seen with a reduction in inpatient stays and outpatient procedures. An increase in savings occurred during SFY20 due to the Public Health Emergency (PHE), as individuals sheltered at home and postponed procedures and office visits.

2d. Provide a measure of the program's efficiency.



Note 1: In CY21, the program added new health homes. ER utilization increased slightly in CY22 with brand new enrollees & then stabilized with program interventions.

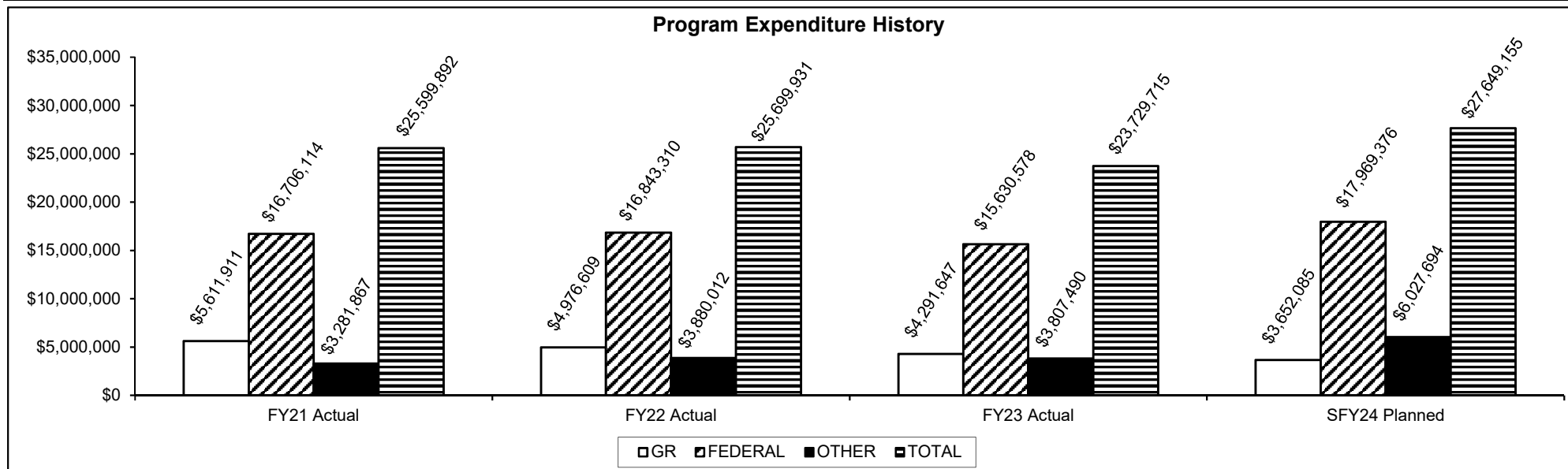
Note 2: Overall, ER visits are still decreasing for the health home population from the base of 1,223 ER visits in CY17.

PROGRAM DESCRIPTION

Department: Social Services
 Program Name: Health Homes
 Program is found in the following core budget(s): Health Homes

HB Section(s): 11.795

3. Provide actual expenditures for the prior three fiscal years; planned expenditures for the current fiscal year. (Note: Amounts do not include fringe benefit costs.) Updated at Gov. Rec.



FY2024 planned expenditures are net of reserves.

4. What are the sources of the "Other " funds?

Federal Reimbursement Allowance (0142)

5. What is the authorization for this program, i.e., federal or state statute, etc.? (Include the federal program number, if applicable.)

Federal law: ACA Section 2703; Section 1945 of Title XIX of the Social Security Act.

6. Are there federal matching requirements? If yes, please explain.

The FMAP (Federal Medical Assistance Percentage) fluctuates annually based on state and national economic and population data, but generally the state matching requirement is around 35% and the federal match is around 65%.

7. Is this a federally mandated program? If yes, please explain.

No.

**Core – Federal
Reimbursement
Allowance (FRA)**

CORE DECISION ITEM

Department: Social Services
 Division: MO HealthNet
 Core: Federal Reimbursement Allowance (FRA)

Budget Unit: 90553C

HB Section: 11.800

1. CORE FINANCIAL SUMMARY

	FY 2025 Budget Request			
	GR	Federal	Other	Total
PS	0	0	0	0
EE	0	0	0	0
PSD	0	103,540,136	1,836,963,432	1,940,503,568
TRF	0	0	0	0
Total	0	103,540,136	1,836,963,432	1,940,503,568
FTE	0.00	0.00	0.00	0.00

	FY 2025 Governor's Recommendation			
	GR	Federal	Other	Total
PS	0	0	0	0
EE	0	0	0	0
PSD	0	0	0	0
TRF	0	0	0	0
Total	0	0	0	0
FTE	0.00	0.00	0.00	0.00

Est. Fringe	0	0	0	0
--------------------	---	---	---	---

Note: Fringes budgeted in House Bill 5 except for certain fringes budgeted directly to MoDOT, Highway Patrol, and Conservation.

Est. Fringe	0	0	0	0
--------------------	---	---	---	---

Note: Fringes budgeted in House Bill 5 except for certain fringes budgeted directly to MoDOT, Highway Patrol, and Conservation.

Other Funds:
 Federal Reimbursement Allowance Fund (FRA) (0142) - \$1,836,963,432

Other Funds:

2. CORE DESCRIPTION

The Federal Reimbursement Allowance (FRA) program funds reimbursement of hospital services and the hospital portion of the managed care premiums provided to MO HealthNet participants and the uninsured. The FRA program serves as a General Revenue equivalent by supplementing payments for the cost of providing care to Medicaid participants under Title XIX of the Social Security Act, and to the uninsured.

3. PROGRAM LISTING (list programs included in this core funding)

Hospital - Federal Reimbursement Allowance

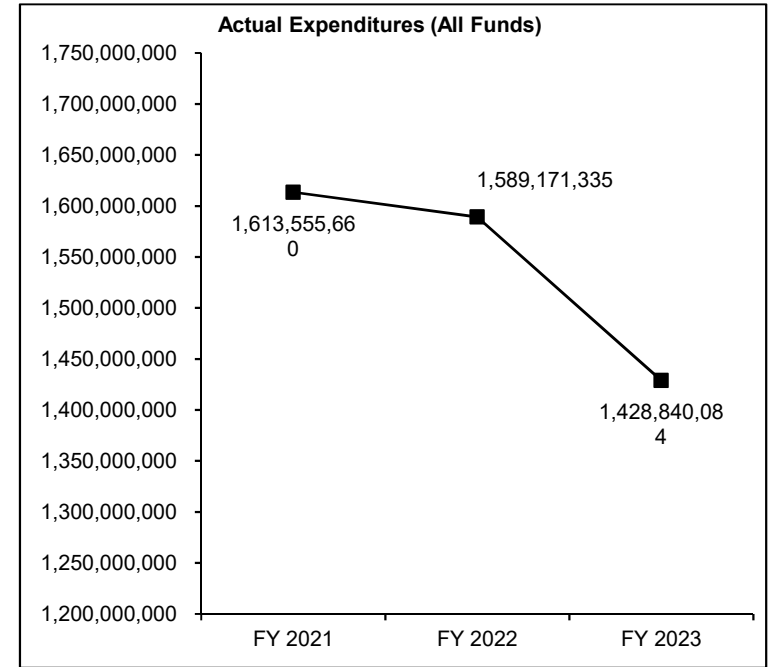
CORE DECISION ITEM

Department: Social Services
Division: MO HealthNet
Core: Federal Reimbursement Allowance (FRA)

Budget Unit: 90553C
HB Section: 11.800

4. FINANCIAL HISTORY

	FY 2021 Actual	FY 2022 Actual	FY 2023 Actual	FY 2024 Current Yr.
Appropriation (All Funds)	1,728,243,278	1,882,132,024	1,940,503,568	1,940,503,568
Less Reverted (All Funds)	0	0	0	0
Less Restricted (All Funds)	0	0	0	0
Budget Authority (All Funds)	1,728,243,278	1,882,132,024	1,940,503,568	1,940,503,568
Actual Expenditures (All Funds)	1,613,555,660	1,589,171,335	1,428,840,084	N/A
Unexpended (All Funds)	114,687,618	292,960,689	511,663,484	N/A
Unexpended, by Fund:				
General Revenue	0	0	0	N/A
Federal	0	78,430,498	78,014,546	N/A
Other	114,687,618	214,530,191	433,648,938	N/A
	(1)	(2)	(3)	



*Current Year restricted amount is as of 9/01/2023.

Reverted includes statutory reserve amounts (when applicable).

Restricted includes Governor's expenditure restrictions which remained at the end of the fiscal year.

NOTES:

(1) FY21 - New Decision Item funded for FRA Increase (\$460,789,964).

(2) FY22 - Governor's recommendation included a decrease of \$16,048,306. Supplemental funded for \$66,396,916

(3) FY23 - New Decision Items funded for MHD CTC (\$124,768,460 OTH), CHIP Authority CTC (\$103,540,136 Fed).

CORE RECONCILIATION DETAIL

**DEPARTMENT OF SOCIAL SERVICES
FED REIMB ALLOWANCE**

5. CORE RECONCILIATION DETAIL

	Budget Class	FTE	GR	Federal	Other	Total	Explanation
TAFP AFTER VETOES	PD	0.00	0	103,540,136	1,836,963,432	1,940,503,568	
	Total	0.00	0	103,540,136	1,836,963,432	1,940,503,568	
DEPARTMENT CORE REQUEST	PD	0.00	0	103,540,136	1,836,963,432	1,940,503,568	
	Total	0.00	0	103,540,136	1,836,963,432	1,940,503,568	
GOVERNOR'S RECOMMENDED CORE	PD	0.00	0	103,540,136	1,836,963,432	1,940,503,568	
	Total	0.00	0	103,540,136	1,836,963,432	1,940,503,568	

DECISION ITEM SUMMARY

Budget Unit									
Decision Item	FY 2023	FY 2023	FY 2024	FY 2024	FY 2025	FY 2025	*****	*****	
Budget Object Summary	ACTUAL	ACTUAL	BUDGET	BUDGET	DEPT REQ	DEPT REQ	SECURED	SECURED	
Fund	DOLLAR	FTE	DOLLAR	FTE	DOLLAR	FTE	COLUMN	COLUMN	
FED REIMB ALLOWANCE									
CORE									
PROGRAM-SPECIFIC									
CHILDRENS HEALTH INSURANCE	25,525,590	0.00	103,540,136	0.00	103,540,136	0.00	0	0.00	
FEDERAL REIMBURSMENT ALLOWANCE	1,403,314,494	0.00	1,836,963,432	0.00	1,836,963,432	0.00	0	0.00	
TOTAL - PD	1,428,840,084	0.00	1,940,503,568	0.00	1,940,503,568	0.00	0	0.00	
TOTAL	1,428,840,084	0.00	1,940,503,568	0.00	1,940,503,568	0.00	0	0.00	
OPFS Trend - 1886019									
PROGRAM-SPECIFIC									
FEDERAL REIMBURSMENT ALLOWANCE	0	0.00	0	0.00	6,645,049	0.00	0	0.00	
TOTAL - PD	0	0.00	0	0.00	6,645,049	0.00	0	0.00	
TOTAL	0	0.00	0	0.00	6,645,049	0.00	0	0.00	
GRAND TOTAL	\$1,428,840,084	0.00	\$1,940,503,568	0.00	\$1,947,148,617	0.00	\$0	0.00	

DECISION ITEM DETAIL

Budget Unit	FY 2023	FY 2023	FY 2024	FY 2024	FY 2025	FY 2025	*****	*****
Decision Item	ACTUAL	ACTUAL	BUDGET	BUDGET	DEPT REQ	DEPT REQ	SECURED	SECURED
Budget Object Class	DOLLAR	FTE	DOLLAR	FTE	DOLLAR	FTE	COLUMN	COLUMN
FED REIMB ALLOWANCE								
CORE								
PROGRAM DISTRIBUTIONS	1,428,840,084	0.00	1,940,503,568	0.00	1,940,503,568	0.00	0	0.00
TOTAL - PD	1,428,840,084	0.00	1,940,503,568	0.00	1,940,503,568	0.00	0	0.00
GRAND TOTAL	\$1,428,840,084	0.00	\$1,940,503,568	0.00	\$1,940,503,568	0.00	\$0	0.00
GENERAL REVENUE	\$0	0.00	\$0	0.00	\$0	0.00		0.00
FEDERAL FUNDS	\$25,525,590	0.00	\$103,540,136	0.00	\$103,540,136	0.00		0.00
OTHER FUNDS	\$1,403,314,494	0.00	\$1,836,963,432	0.00	\$1,836,963,432	0.00		0.00

PROGRAM DESCRIPTION

Department: Social Services

HB Section(s): 11.800

Program Name: Federal Reimbursement Allowance (FRA)

Program is found in the following core budget(s): Federal Reimbursement Allowance (FRA)

1a. What strategic priority does this program address?

Quality hospital care and appropriate reimbursement

1b. What does this program do?

The Federal Reimbursement Allowance (FRA) program assesses hospitals in the state of Missouri a fee for the privilege of doing business in the state. The assessment is a general revenue equivalent, and when used to make valid Medicaid payments, earns federal Medicaid matching funds. The assessment collected from the hospital and the federal earnings fund the FRA program. The funds collected by the state are used to supplement inpatient and outpatient hospital services as well as a general revenue equivalent for other MO HealthNet services such as Managed Care and the Children's Health Insurance Program (CHIP).

Reimbursement Methodology

The FRA assessment is a percent of each hospital's inpatient adjusted net revenues and outpatient adjusted net revenues. The assessment rate effective July 1, 2023 is 4.8% which did change from the SFY 2023 assessment rate of 5.4%. The net inpatient and net outpatient revenues are determined from the hospital's third prior year cost reports that are filed annually with the MO HealthNet Division. The MO HealthNet Division uses funds generated from the FRA program as the equivalent of general revenue funds.

The FRA funds are distributed to the hospitals through a combination of payments to compensate certain costs as outlined below.

- *Higher Inpatient Per Diems* - Approximately 80.5% of inpatient costs are made through FRA funding. Effective for dates of services beginning July 1, 2022, hospitals were rebased to a third prior year cost report (SFY 2023 used a 2020 cost report).
- *Increased Outpatient Payment* - Approximately 38.67% of outpatient costs are made through FRA funding. An Outpatient Simplified Fee Schedule methodology was implemented on July 20, 2021.
- *Outpatient Direct Medicaid Payments* - The hospital receives additional payments to cover the allowable outpatient Medicaid cost of the FRA assessment for MO HealthNet participants.
- *Acuity Adjustment Payment* - Payments made to hospitals that see Medicaid participants with a higher level of acuity.
- *Poison Control Payment* - Payments made to the hospital that oversees Missouri's Poison Control call center.
- *Stop Loss Payment* - Payments made to hospitals to alleviate the financial burden than would have been caused as a result of MHD rebasing the inpatient per diem.
- *Disproportionate Share Hospital (DSH) Payments* - Payments for the cost of providing services to the uninsured and for Medicaid uncompensated care costs.
- *Upper Payment Limit* – A payment made to state owned or operated hospitals to recognize costs up to what Medicare payment principles allow.
- *Graduate Medical Education (GME)* - A quarterly payment to teaching hospitals for the Medicaid share of their GME cost.

Regulations require that the FRA tax be broad-based, uniform, and a maximum tax of 6% due to the structure of the tax.

This program is exempt from performance measures as it is an accounting mechanism.

PROGRAM DESCRIPTION

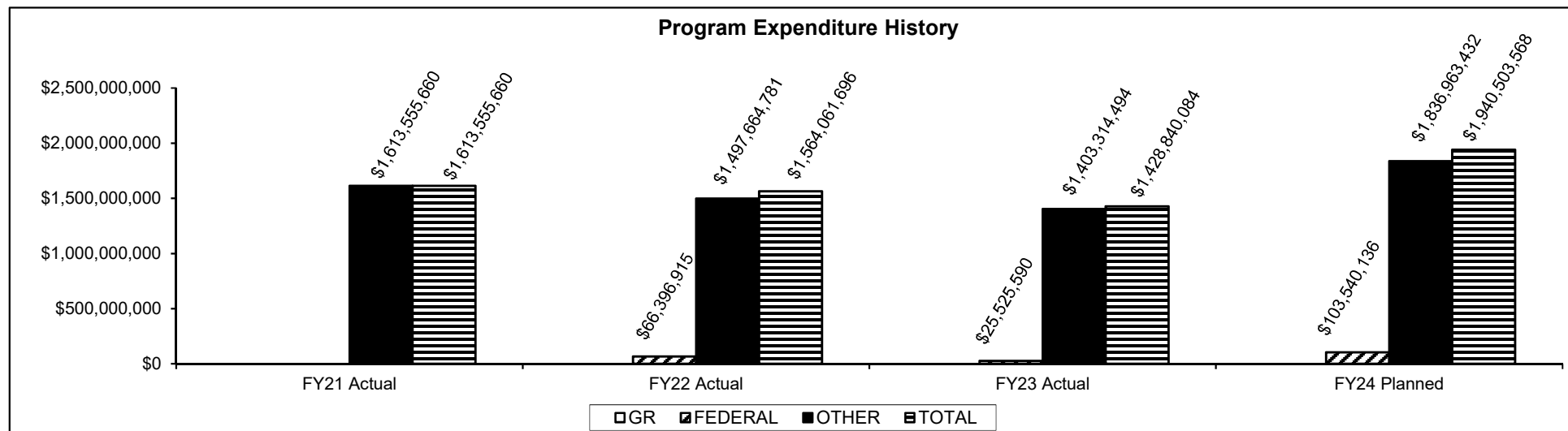
Department: Social Services

HB Section(s): 11.800

Program Name: Federal Reimbursement Allowance (FRA)

Program is found in the following core budget(s): Federal Reimbursement Allowance (FRA)

3. Provide actual expenditures for the prior three fiscal years; planned expenditures for the current fiscal year. (Note: Amounts do not include fringe benefit costs.)



In FY22, AEG expenditures are included in total payments.

4. What are the sources of the "Other " funds?

Federal Reimbursement Allowance Fund (0142)

5. What is the authorization for this program, i.e., federal or state statute, etc.? (Include the federal program number, if applicable.)

State statute: Section 208.453, RSMo. Federal law: Social Security Act Section 1903(w). Federal Regulation: 42 CFR 433 Subpart B.

6. Are there federal matching requirements? If yes, please explain.

The FMAP (Federal Medical Assistance Percentage) fluctuates annually based on state and national economic and population data, but generally the state matching requirement is around 35% and the federal match is around 65%.

7. Is this a federally mandated program? If yes, please explain.

No.

Core – IGT Safety

Net Hospitals

CORE DECISION ITEM

Department: Social Services
 Division: MO HealthNet
 Core: IGT Safety Net Hospitals

Budget Unit: 90571C

HB Section: 11.805

1. CORE FINANCIAL SUMMARY

	FY 2025 Budget Request					FY 2025 Governor's Recommendation			
	GR	Federal	Other	Total		GR	Federal	Other	Total
PS	0	0	0	0	PS	0	0	0	0
EE	0	0	0	0	EE	0	0	0	0
PSD	0	0	0	0	PSD	0	0	0	0
TRF	0	0	0	0	TRF	0	0	0	0
Total	0	0	0	0	Total	0	0	0	0
FTE	0.00	0.00	0.00	0.00	FTE	0.00	0.00	0.00	0.00

Est. Fringe	0	0	0	0
--------------------	---	---	---	---

Note: Fringes budgeted in House Bill 5 except for certain fringes budgeted directly to MoDOT, Highway Patrol, and Conservation.

Est. Fringe	0	0	0	0
--------------------	---	---	---	---

Note: Fringes budgeted in House Bill 5 except for certain fringes budgeted directly to MoDOT, Highway Patrol, and Conservation.

Other Funds:

Other Funds:

2. CORE DESCRIPTION

Safety net hospitals traditionally see a high volume of MO HealthNet/uninsured patients. This item funds payments for MO HealthNet participants and the uninsured through intergovernmental transfers for safety net hospitals.

3. PROGRAM LISTING (list programs included in this core funding)

Intergovernmental transfers for Safety Net Hospitals

CORE DECISION ITEM

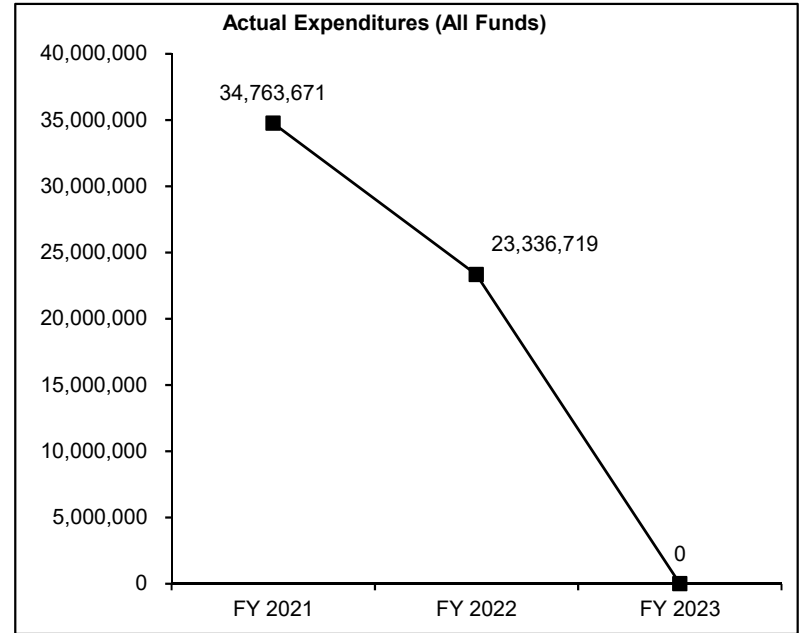
Department: Social Services
Division: MO HealthNet
Core: IGT Safety Net Hospitals

Budget Unit: 90571C

HB Section: 11.805

4. FINANCIAL HISTORY

	FY 2021 Actual	FY 2022 Actual	FY 2023 Actual	FY 2024 Current Yr.
Appropriation (All Funds)	38,140,846	38,140,846	38,140,846	38,140,846
Less Reverted (All Funds)	0	0	0	0
Less Restricted (All Funds)	0	0	0	0
Budget Authority (All Funds)	38,140,846	38,140,846	38,140,846	38,140,846
Actual Expenditures (All Funds)	34,763,671	23,336,719	0	N/A
Unexpended (All Funds)	3,377,175	14,804,127	38,140,846	N/A
Unexpended, by Fund:				
General Revenue	0	0	0	N/A
Federal	225,729	8,520,375	12,964,074	N/A
Other	3,151,446	6,283,752	25,176,772	N/A
			(1)	



*Current Year restricted amount is as of 9/01/2022.

Reverted includes statutory reserve amounts (when applicable).

Restricted includes Governor's expenditure restrictions which remained at the end of the fiscal year.

NOTES:

(1) FY23 - Core reduced \$38,140,846

CORE RECONCILIATION DETAIL

**DEPARTMENT OF SOCIAL SERVICES
IGT SAFETY NET HOSPITALS**

5. CORE RECONCILIATION DETAIL

	Budget Class	FTE	GR	Federal	Other	Total	Explanation
TAFP AFTER VETOES							
	PD	0.00	0	25,176,772	12,964,074	38,140,846	
	Total	0.00	0	25,176,772	12,964,074	38,140,846	
DEPARTMENT CORE ADJUSTMENTS							
Core Reduction	405 5183 PD	0.00	0	(25,176,772)	0	(25,176,772)	Core reduction of excess authority.
Core Reduction	405 5182 PD	0.00	0	0	(12,964,074)	(12,964,074)	Core reduction of excess authority.
NET DEPARTMENT CHANGES		0.00	0	(25,176,772)	(12,964,074)	(38,140,846)	
DEPARTMENT CORE REQUEST							
	PD	0.00	0	0	0	0	
	Total	0.00	0	0	0	0	
GOVERNOR'S RECOMMENDED CORE							
	PD	0.00	0	0	0	0	
	Total	0.00	0	0	0	0	

DECISION ITEM SUMMARY

Budget Unit									
Decision Item	FY 2023	FY 2023	FY 2024	FY 2024	FY 2025	FY 2025	*****	*****	
Budget Object Summary	ACTUAL	ACTUAL	BUDGET	BUDGET	DEPT REQ	DEPT REQ	SECURED	SECURED	
Fund	DOLLAR	FTE	DOLLAR	FTE	DOLLAR	FTE	COLUMN	COLUMN	
IGT SAFETY NET HOSPITALS									
CORE									
PROGRAM-SPECIFIC									
TITLE XIX-FEDERAL AND OTHER	0	0.00	25,176,772	0.00	0	0.00	0	0.00	
INTERGOVERNMENTAL TRANSFER	0	0.00	12,964,074	0.00	0	0.00	0	0.00	
TOTAL - PD	0	0.00	38,140,846	0.00	0	0.00	0	0.00	
TOTAL	0	0.00	38,140,846	0.00	0	0.00	0	0.00	
GRAND TOTAL	\$0	0.00	\$38,140,846	0.00	\$0	0.00	\$0	0.00	

DECISION ITEM DETAIL

Budget Unit	FY 2023	FY 2023	FY 2024	FY 2024	FY 2025	FY 2025	*****	*****
Decision Item	ACTUAL	ACTUAL	BUDGET	BUDGET	DEPT REQ	DEPT REQ	SECURED	SECURED
Budget Object Class	DOLLAR	FTE	DOLLAR	FTE	DOLLAR	FTE	COLUMN	COLUMN
IGT SAFETY NET HOSPITALS								
CORE								
PROGRAM DISTRIBUTIONS	0	0.00	38,140,846	0.00	0	0.00	0	0.00
TOTAL - PD	0	0.00	38,140,846	0.00	0	0.00	0	0.00
GRAND TOTAL	\$0	0.00	\$38,140,846	0.00	\$0	0.00	\$0	0.00
GENERAL REVENUE	\$0	0.00	\$0	0.00	\$0	0.00		0.00
FEDERAL FUNDS	\$0	0.00	\$25,176,772	0.00	\$0	0.00		0.00
OTHER FUNDS	\$0	0.00	\$12,964,074	0.00	\$0	0.00		0.00

PROGRAM DESCRIPTION

Department: Social Services

HB Section(s): 11.805

Program Name: IGT Safety Net Hospitals

Program is found in the following core budget(s): IGT Safety Net Hospitals

1a. What strategic priority does this program address?

Maintain quality hospital care

1b. What does this program do?

Federal Medicaid regulation (42 CFR 433.51) established in 2010 allows state and local governmental units (including public providers) to transfer funds to the state as the non-federal share of Medicaid payments. These transfers are called intergovernmental transfers (IGTs). This funding maximizes eligible costs for federal Medicaid funds, utilizing current state and local funding sources as match for services.

The following state owned/operated hospitals are eligible for payment from this appropriation:

- University of Missouri Hospital and Clinics;
- Center for Behavioral Medicine;
- Hawthorn Children's Psychiatric Hospital;
- Northwest Missouri Psychiatric Rehabilitation Center;
- Fulton State Hospital;
- Southeast Missouri Mental Health Center; and
- St. Louis Forensic Treatment Center.

The following public hospitals are eligible for payment from this appropriation:

- University Health Truman Medical Center; and
- University Health Lakewood Medical Center

Reimbursement Methodology

Under the IGT process, hospitals transfer the non-federal share of payments to the state prior to payments being made. The state pays out the total claimable amount including both the federal and non-federal share. The state demonstrates that the non-federal share of the payments is transferred to, and under the administrative control, of the MO HealthNet Division before the total computable payment is made to the hospitals.

PROGRAM DESCRIPTION

Department: Social Services

HB Section(s): 11.805

Program Name: IGT Safety Net Hospitals

Program is found in the following core budget(s): IGT Safety Net Hospitals

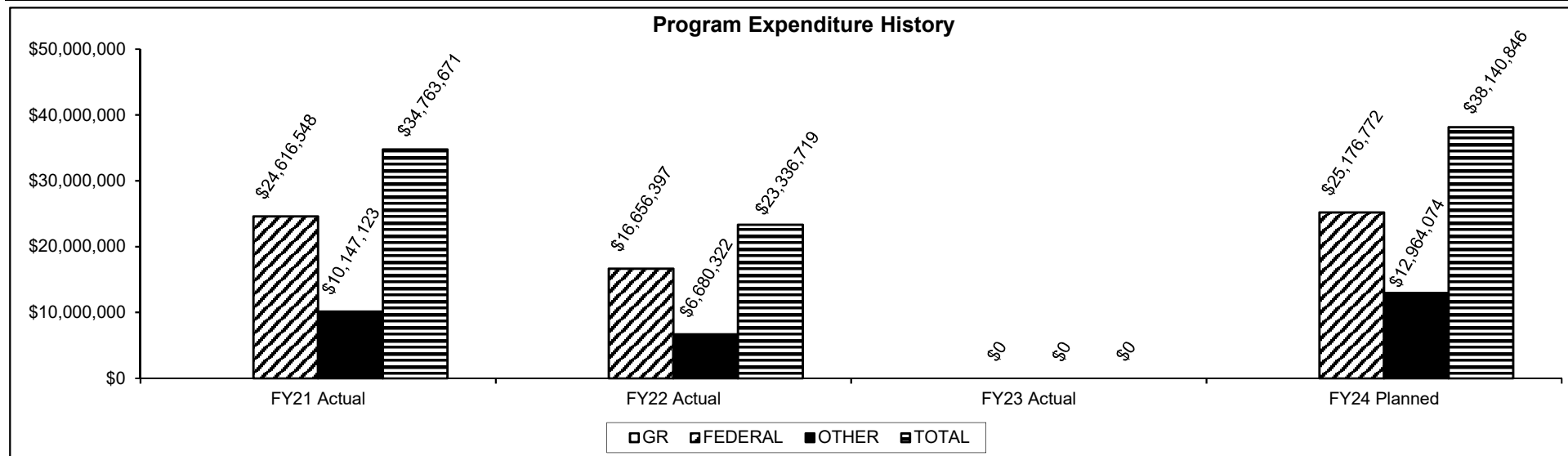
Additional Details

To qualify as a safety net hospital, entities must meet the following requirements as specified in 13 CSR 70-15.010(11):

- Meet obstetrician requirements; and
- Have a Medicaid Inpatient Utilization Rate (MIUR) at least one standard deviation above the state's mean MIUR or a Low-Income Utilization Rate (LIUR) greater than 25%; and
- Have an unsponsored care ratio of at least 65% and licensed for less than 50 inpatient beds; or
- Have an unsponsored care ratio of at least 65% and licensed for 50 inpatient beds or more, and have an occupancy rate greater than 40%; or
- Be a public non-state governmental acute care hospital with a LIUR of at least 40% and a MIUR greater than one standard deviation from the mean, and is licensed for 50 inpatient beds or more and has an occupancy rate of at least 40%; or
- Be owned or operated by the University of Missouri Board of Curators; or
- Be a public hospital operated by the Department of Mental Health.

This program is exempt from performance measures as it is an IGT transfer.

3. Provide actual expenditures for the prior three fiscal years; planned expenditures for the current fiscal year. (Note: Amounts do not include fringe benefit costs.)



PROGRAM DESCRIPTION

Department: Social Services

HB Section(s): 11.805

Program Name: IGT Safety Net Hospitals

Program is found in the following core budget(s): IGT Safety Net Hospitals

4. What are the sources of the "Other " funds?

Department of Social Services Intergovernmental Transfer Fund (0139)

5. What is the authorization for this program, i.e., federal or state statute, etc.? (Include the federal program number, if applicable.)

State statute: Sections 208.152 and 208.153, RSMo. Federal law: Social Security Act Sections 1905(a)(1) and (2)(d)(5)(h). Federal Regulations: 42 CFR 433.51 and 440.20.

6. Are there federal matching requirements? If yes, please explain.

The FMAP (Federal Medical Assistance Percentage) fluctuates annually based on state and national economic and population data, but generally the state matching requirement is around 35% and the federal match is around 65%.

7. Is this a federally mandated program? If yes, please explain.

No.

**Core – Children’s Health
Insurance Program
(CHIP)**

CORE DECISION ITEM

Department: Social Services
Division: MO HealthNet
Core: Children's Health Insurance Program (CHIP)

Budget Unit: 90556C
HB Section: 11.810

1. CORE FINANCIAL SUMMARY

	FY 2025 Budget Request			
	GR	Federal	Other	Total
PS	0	0	0	0
EE	0	0	0	0
PSD	67,401,378	261,833,057	7,719,204	336,953,639
TRF	0	0	0	0
Total	67,401,378	261,833,057	7,719,204	336,953,639

FTE **0.00** **0.00** **0.00** **0.00**

<i>Est. Fringe</i>	0	0	0	0
--------------------	---	---	---	---

Note: Fringes budgeted in House Bill 5 except for certain fringes budgeted directly to MoDOT, Highway Patrol, and Conservation.

	FY 2025 Governor's Recommendation			
	GR	Federal	Other	Total
PS	0	0	0	0
EE	0	0	0	0
PSD	0	0	0	0
TRF	0	0	0	0
Total	0	0	0	0

FTE **0.00** **0.00** **0.00** **0.00**

<i>Est. Fringe</i>	0	0	0	0
--------------------	---	---	---	---

Note: Fringes budgeted in House Bill 5 except for certain fringes budgeted directly to MoDOT, Highway Patrol, and Conservation.

Other Funds:
 Federal Reimbursement Allowance Fund (FRA) (0142) - \$7,719,204

Other Funds:

2. CORE DESCRIPTION

This item funds health care services provided to certain children age 18 and under who exceed the eligibility limits of traditional MO HealthNet coverage and would otherwise be uninsured. The Children's Health Insurance Program (CHIP) Title XXI funds are utilized for this expanded MO HealthNet population.

3. PROGRAM LISTING (list programs included in this core funding)

Children's Health Insurance Program (CHIP)

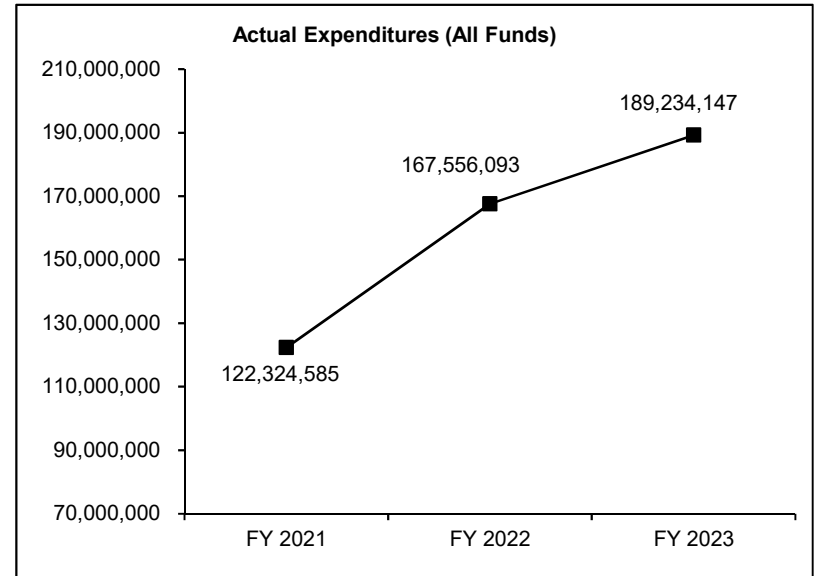
CORE DECISION ITEM

Department: Social Services
Division: MO HealthNet
Core: Children's Health Insurance Program (CHIP)

Budget Unit: 90556C
HB Section: 11.810

4. FINANCIAL HISTORY

	FY 2021 Actual	FY 2022 Actual	FY 2023 Actual	FY 2024 Current Yr.
Appropriation (All Funds)	128,617,123	168,351,510	190,624,009	336,953,639
Less Reverted (All Funds)	0	0	0	0
Less Restricted (All Funds)	0	0	0	0
Budget Authority (All Funds)	128,617,123	168,351,510	190,624,009	336,953,639
Actual Expenditures (All Funds)	122,324,585	167,556,093	189,234,147	N/A
Unexpended (All Funds)	6,292,538	795,417	1,389,862	N/A
Unexpended, by Fund:				
General Revenue	1,586,246	211,336	1,388,861	N/A
Federal	4,706,292	584,081	1,001	N/A
Other	0	0	0	N/A
	(1)	(2)	(3)	(4)



*Current Year restricted amount is as of 9/01/2023.

Reverted includes statutory reserve amounts (when applicable).

Restricted includes Governor's expenditure restrictions which remained at the end of the fiscal year.

NOTES:

(1) FY21 - New Decision items funded for FMAP Adjustment (\$444,349 GR), Cost to Continue (\$3,568,228 GR; \$10,500,241 Fed), MC Actuarial (\$1,358,380 GR; \$4,207,155 Fed), MC Health Insurer Fee (\$358,757 GR; \$1,111,136 Fed). Supplemental budget includes funding for \$15,801,642.

(2) FY22 - New Decision Items funded for FMAP Adjustment (\$782,910 Fed), Cost to Continue (\$3,101,837 GR; \$10,110,577 Fed). Supplemental funded for \$43,622,845. \$300,000 GR and \$6,200,000 Fed was flexed in. \$5,000,000 was used as flex to cover program expenditures.

(3) FY23 - New Decision Items funded for FMAP Adjustment (\$49,291 GR), MHD CTC (\$7,7,64,062 GR), Managed Care Actuarial Increase (\$1,308,161 GR; \$4,180,244 Fed).

(4) FY24 - New Decision Items funded for FMAP Adjustment (\$794,329 GR), MHC CTC (\$6,938,538 GR; \$41,316,904 Fed), Managed Care Actuarial Increase (\$784,691 GR; \$2,513,022 Fed), Pharmacy Specialty PMPM (\$184,892 GR; \$592,128 Fed), Pharmacy Non-Specialty PMPM (\$52,450 GR; \$167,975 Fed). Supplemental awarded for \$6,255,496.

CORE RECONCILIATION DETAIL

**DEPARTMENT OF SOCIAL SERVICES
CHILDREN'S HEALTH INS PROGRAM**

5. CORE RECONCILIATION DETAIL

	Budget Class	FTE	GR	Federal	Other	Total	Explanation
TAFP AFTER VETOES							
	PD	0.00	67,401,378	261,833,057	7,719,204	336,953,639	
	Total	0.00	67,401,378	261,833,057	7,719,204	336,953,639	
DEPARTMENT CORE REQUEST							
	PD	0.00	67,401,378	261,833,057	7,719,204	336,953,639	
	Total	0.00	67,401,378	261,833,057	7,719,204	336,953,639	
GOVERNOR'S RECOMMENDED CORE							
	PD	0.00	67,401,378	261,833,057	7,719,204	336,953,639	
	Total	0.00	67,401,378	261,833,057	7,719,204	336,953,639	

DECISION ITEM SUMMARY

Budget Unit									
Decision Item	FY 2023	FY 2023	FY 2024	FY 2024	FY 2025	FY 2025	*****	*****	
Budget Object Summary	ACTUAL	ACTUAL	BUDGET	BUDGET	DEPT REQ	DEPT REQ	SECURED	SECURED	
Fund	DOLLAR	FTE	DOLLAR	FTE	DOLLAR	FTE	COLUMN	COLUMN	
CHILDREN'S HEALTH INS PROGRAM									
CORE									
PROGRAM-SPECIFIC									
GENERAL REVENUE	37,241,206	0.00	67,401,378	0.00	67,401,378	0.00	0	0.00	
CHILDRENS HEALTH INSURANCE	144,273,737	0.00	261,833,057	0.00	261,833,057	0.00	0	0.00	
FEDERAL REIMBURSMENT ALLOWANCE	7,719,204	0.00	7,719,204	0.00	7,719,204	0.00	0	0.00	
TOTAL - PD	189,234,147	0.00	336,953,639	0.00	336,953,639	0.00	0	0.00	
TOTAL	189,234,147	0.00	336,953,639	0.00	336,953,639	0.00	0	0.00	
MC Actuarial - 1886009									
PROGRAM-SPECIFIC									
GENERAL REVENUE	0	0.00	0	0.00	1,751,946	0.00	0	0.00	
CHILDRENS HEALTH INSURANCE	0	0.00	0	0.00	5,624,669	0.00	0	0.00	
TOTAL - PD	0	0.00	0	0.00	7,376,615	0.00	0	0.00	
TOTAL	0	0.00	0	0.00	7,376,615	0.00	0	0.00	
Pharmacy Specialty PMPM - 1886013									
PROGRAM-SPECIFIC									
GENERAL REVENUE	0	0.00	0	0.00	158,304	0.00	0	0.00	
CHILDRENS HEALTH INSURANCE	0	0.00	0	0.00	506,979	0.00	0	0.00	
TOTAL - PD	0	0.00	0	0.00	665,283	0.00	0	0.00	
TOTAL	0	0.00	0	0.00	665,283	0.00	0	0.00	
Pharmacy Non-Specialty PMPM - 1886014									
PROGRAM-SPECIFIC									
GENERAL REVENUE	0	0.00	0	0.00	50,983	0.00	0	0.00	
CHILDRENS HEALTH INSURANCE	0	0.00	0	0.00	163,278	0.00	0	0.00	
TOTAL - PD	0	0.00	0	0.00	214,261	0.00	0	0.00	
TOTAL	0	0.00	0	0.00	214,261	0.00	0	0.00	
MHD CTC - 1886020									
PROGRAM-SPECIFIC									
GENERAL REVENUE	0	0.00	0	0.00	16,205,036	0.00	0	0.00	

9/15/23 8:29

im_disummary

DECISION ITEM SUMMARY

Budget Unit									
Decision Item	FY 2023	FY 2023	FY 2024	FY 2024	FY 2025	FY 2025	*****	*****	
Budget Object Summary	ACTUAL	ACTUAL	BUDGET	BUDGET	DEPT REQ	DEPT REQ	SECURED	SECURED	
Fund	DOLLAR	FTE	DOLLAR	FTE	DOLLAR	FTE	COLUMN	COLUMN	
CHILDREN'S HEALTH INS PROGRAM									
MHD CTC - 1886020									
PROGRAM-SPECIFIC									
CHILDRENS HEALTH INSURANCE	0	0.00	0	0.00	31,370,243	0.00	0	0.00	
TOTAL - PD	0	0.00	0	0.00	47,575,279	0.00	0	0.00	
TOTAL	0	0.00	0	0.00	47,575,279	0.00	0	0.00	
GRAND TOTAL	\$189,234,147	0.00	\$336,953,639	0.00	\$392,785,077	0.00	\$0	0.00	

FLEXIBILITY REQUEST FORM

BUDGET UNIT NUMBER: 90556C BUDGET UNIT NAME: Children's Health Insurance Program (CHIP) HOUSE BILL SECTION: 11.810	DEPARTMENT: Social Services DIVISION: MO HealthNet
---	---

1. Provide the amount by fund of personal service flexibility and the amount by fund of expense and equipment flexibility you are requesting in dollar and percentage terms and explain why the flexibility is needed. If flexibility is being requested among divisions, provide the amount by fund of flexibility you are requesting in dollar and percentage terms and explain why the flexibility is needed.

Department Request

10% flexibility is requested between sections 11.700 (Pharmacy and Clawback), 11.715 (Physician Related Prof), 11.716 (PACE), 11.720 (Dental), 11.725 (Premium Payments), 11.730 (Nursing Facilities and Home Health), 11.745 (Rehab Specialty Services and NEMT), 11.755 (Complex Rehab), 11.760 (Managed Care), 11.765 (MC Specialty Plan), 11.770 (Hospital Care), 11.795 (Health Homes), 11.810 (CHIP), 11.815 (SMHB), 11.825 (Blind).

2. Estimate how much flexibility will be used for the budget year. How much flexibility was used in the Prior Year Budget and the Current Year Budget? Please specify the amount.

PRIOR YEAR ACTUAL AMOUNT OF FLEXIBILITY USED	CURRENT YEAR ESTIMATED AMOUNT OF FLEXIBILITY THAT WILL BE USED	BUDGET REQUEST ESTIMATED AMOUNT OF FLEXIBILITY THAT WILL BE USED
\$0	DSS will flex up to 10% between sections.	Up to 10% flexibility will be used.

3. Please explain how flexibility was used in the prior and/or current years.

PRIOR YEAR EXPLAIN ACTUAL USE	CURRENT YEAR EXPLAIN PLANNED USE
N/A	Flexibility allows for MHD to move authority between program sections to ensure bi-monthly payroll obligations are met and services continue to be provided without disruption or delay. Flex allows MHD to shift authority to sections where there is need.

DECISION ITEM DETAIL

Budget Unit	FY 2023	FY 2023	FY 2024	FY 2024	FY 2025	FY 2025	*****	*****
Decision Item	ACTUAL	ACTUAL	BUDGET	BUDGET	DEPT REQ	DEPT REQ	SECURED	SECURED
Budget Object Class	DOLLAR	FTE	DOLLAR	FTE	DOLLAR	FTE	COLUMN	COLUMN
CHILDREN'S HEALTH INS PROGRAM								
CORE								
PROGRAM DISTRIBUTIONS	189,234,147	0.00	336,953,639	0.00	336,953,639	0.00	0	0.00
TOTAL - PD	189,234,147	0.00	336,953,639	0.00	336,953,639	0.00	0	0.00
GRAND TOTAL	\$189,234,147	0.00	\$336,953,639	0.00	\$336,953,639	0.00	\$0	0.00
GENERAL REVENUE	\$37,241,206	0.00	\$67,401,378	0.00	\$67,401,378	0.00		0.00
FEDERAL FUNDS	\$144,273,737	0.00	\$261,833,057	0.00	\$261,833,057	0.00		0.00
OTHER FUNDS	\$7,719,204	0.00	\$7,719,204	0.00	\$7,719,204	0.00		0.00

PROGRAM DESCRIPTION

Department: Social Services

HB Section(s): 11.810

Program Name: Children's Health Insurance Program (CHIP)

Program is found in the following core budget(s): Children's Health Insurance Program (CHIP)

1a. What strategic priority does this program address?

Provide healthcare for children.

1b. What does this program do?

Effective May 1, 2017, Managed Care was geographically extended statewide. All children are mandatorily enrolled in MO HealthNet Managed Care but may opt out and receive their services through fee-for-service under certain circumstances. The Children's Health Insurance Program (CHIP) Title XXI funds are utilized for this expanded MO HealthNet population. Services provided under the CHIP program are reimbursed individually under the fee-for-service program or through a monthly capitation rate paid to the MO HealthNet Managed Care health plans that contract with the state. This integration was made possible through the passage of Senate Bill 632 (1998).

Eligibility requirements are:

- A child who is under 19 years of age;
- Family income below 300% of the federal poverty level (FPL); and
- No access to other health insurance coverage for less than \$95 to \$233 per month during SFY 2024 based on family size and income.

Program Objectives:

- Increase the number of children in Missouri who have access to a regular source of health care coverage
- Encourage the use of health care services in appropriate settings
- Ensure adequate supply of providers
- Encourage preventative services for children
- Increase use of Early and Periodic Screening Diagnosis Treatment (EPSDT) services, also known as the Healthy Children and Youth (HCY) program, for children

Rate History

See fee-for-service program tabs (physician, dental, rehab, etc.) for relevant rate history.

Most children under CHIP receive health benefits through the MO HealthNet Managed Care health plans. MO HealthNet must maintain capitation rates at a sufficient level to ensure continued health plan and provider participation. Federal Regulation 42 CFR 438-Managed Care and State Authority 208.166, RSMo., require capitation payments made on behalf of managed care participants be actuarially sound.

The following are the prior year CHIP managed care actuarial increases received:

FY 2023 \$5,488,405

FY 2022 \$11,194,877

FY 2021 \$5,565,535

FY 2020 \$7,874,315 (5.6% actuarial increase related to increases in utilization and cost components)

FY 2019 \$0 (A rate increase was not funded in FY 2019)

FY 2018 \$236,298

FY 2017 \$506,848

PROGRAM DESCRIPTION

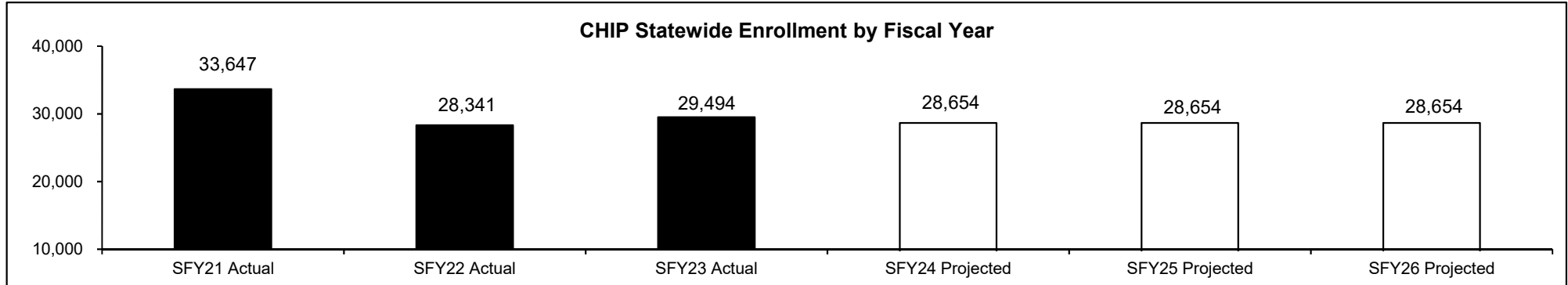
Department: Social Services

HB Section(s): 11.810

Program Name: Children's Health Insurance Program (CHIP)

Program is found in the following core budget(s): Children's Health Insurance Program (CHIP)

2a. Provide an activity measure(s) for the program.

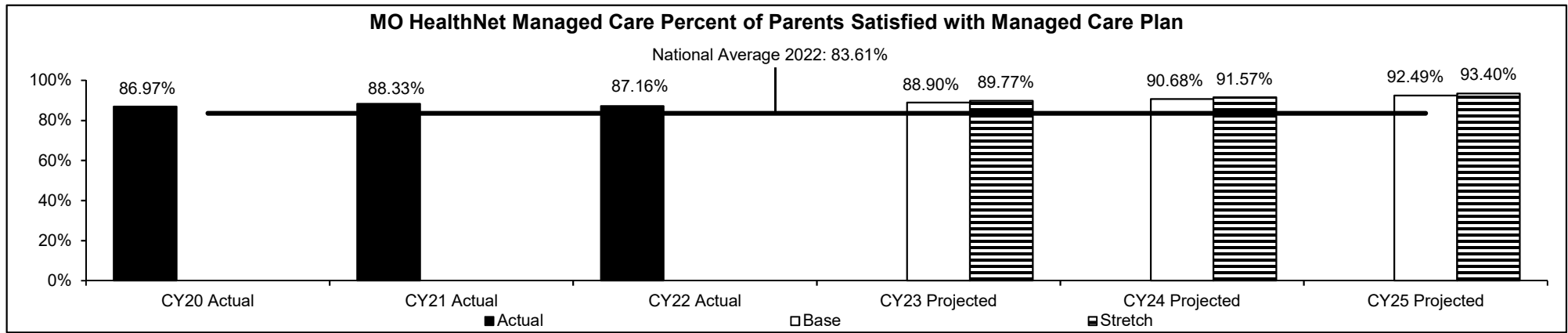


Note 1: Chart depicts total CHIP enrollment by fiscal year. These children would be uninsured without CHIP coverage.

Note 2: FY23 actual shows a 4% increase from the prior FY. Due to CHIP eligibility criteria modifications during the Public Health Emergency (PHE) that began in 2019, the CHIP population is projected to start decreasing in SFY24 due to the current projection of the PHE ending in SFY23.

Note 3: Future projections are based on eligibility requirements as of 7/1/2022

2b. Provide a measure(s) of the program's quality.



Note 1: Measure evaluates the number of participants indicating 8, 9, or 10 in their satisfaction with the program. Scale is based on 0 to 10 with 0 being the worst care and 10 being the best care possible.

Note 2: Base is a 2% increase from the prior CY Actual. Stretch is a 3% increase from the prior CY Actual.

PROGRAM DESCRIPTION

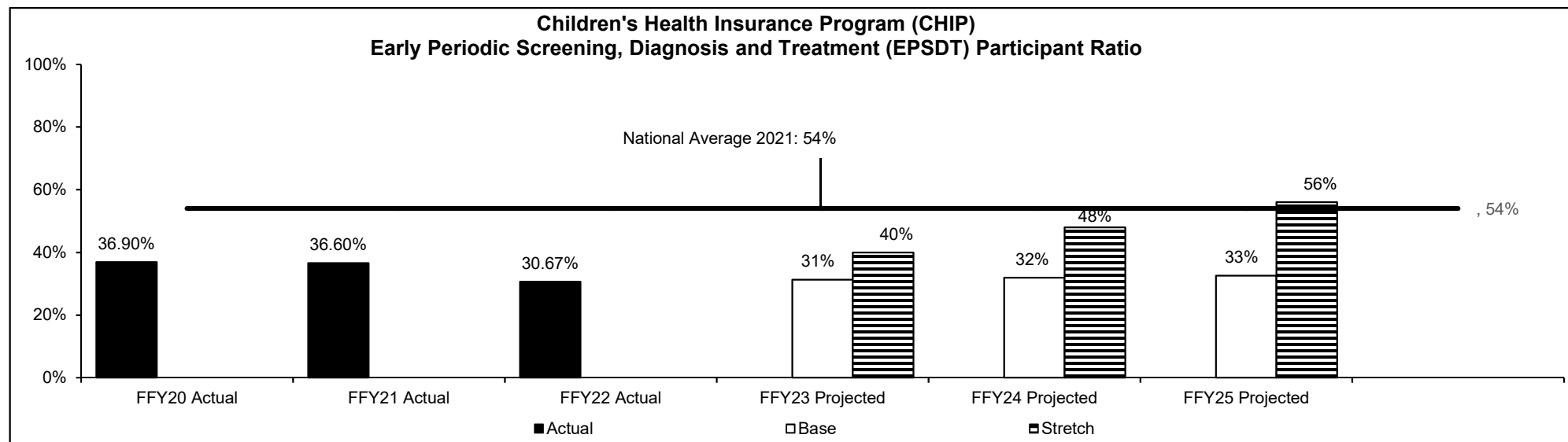
Department: Social Services

HB Section(s): 11.810

Program Name: Children's Health Insurance Program (CHIP)

Program is found in the following core budget(s): Children's Health Insurance Program (CHIP)

2c. Provide a measure(s) of the program's impact.



Note 1: Chart depicts the percentage of CHIP children who actually did receive at least one initial or periodic screening with those that should have received the

Note 2: EPSDT is important because regular health and developmental exams keep children healthy and prevent illness and disability. An increased EPSDT ratio would be beneficial in terms of child health outcomes as well as by reducing MO HealthNet costs associated with treating serious preventable conditions over time.

Note 3: Data is reported on a Federal Fiscal Year (FFY) basis to CMS. Base is a 2% increase from the prior FFY Actual.

Note 4: There has been a decrease in the EPSDT ratio since the beginning of the Public Health Emergency (PHE). It is anticipated that totals will level back out and begin increasing again in FFY24 and beyond since the PHE has ended. The national average in 2021 was 54%.

Note 5: MHD went to the Bright Futures periodicity schedule in October 2020, which requires 10 more screenings than the previous periodicity schedule providers were required to follow. There was also a large increase in eligibility.

PROGRAM DESCRIPTION

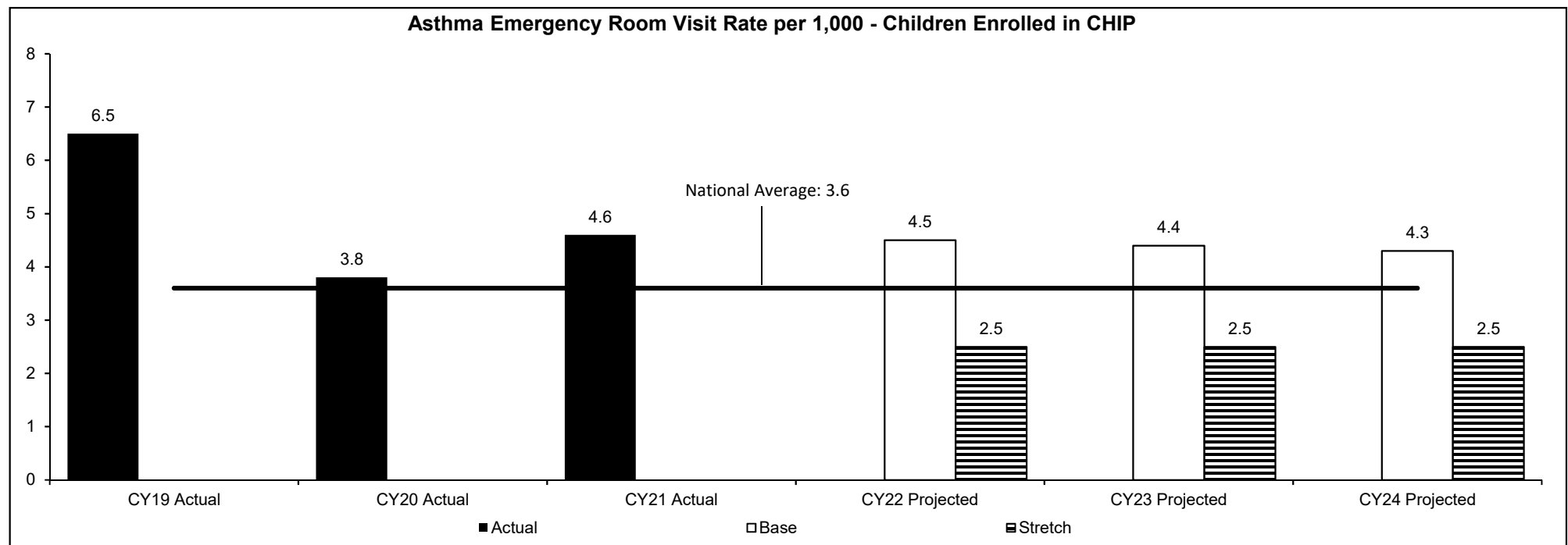
Department: Social Services

HB Section(s): 11.810

Program Name: Children's Health Insurance Program (CHIP)

Program is found in the following core budget(s): Children's Health Insurance Program (CHIP)

2d. Provide a measure(s) of the program's efficiency.



Note 1: On average, each Emergency Room (ER) visit for asthma costs \$943.41, compared to only \$88.98 for a visit to a Primary Care Physician; \$854.43 is saved for each ER visit avoided.

Note 2: In 2021, there were 205 ER visits for asthma among CHIP participants, leading to \$175,158.15 a year in costs that could be avoided if a Primary Care visit had taken place instead of an ER visit. Cost savings will be seen as a result of decreases in asthma related ER visit rates among CHIP participants occurs each year.

Note 3: Base is a 2% decrease from the prior CY Actual. Stretch is based on the 2021 Non-Medicaid Rate.

Note 4: There is a 2 year delay in data. CY22 data will not be available until mid-year of CY24.

Note 5: The above chart shows emergency room visit rates per 1,000 per year.

PROGRAM DESCRIPTION

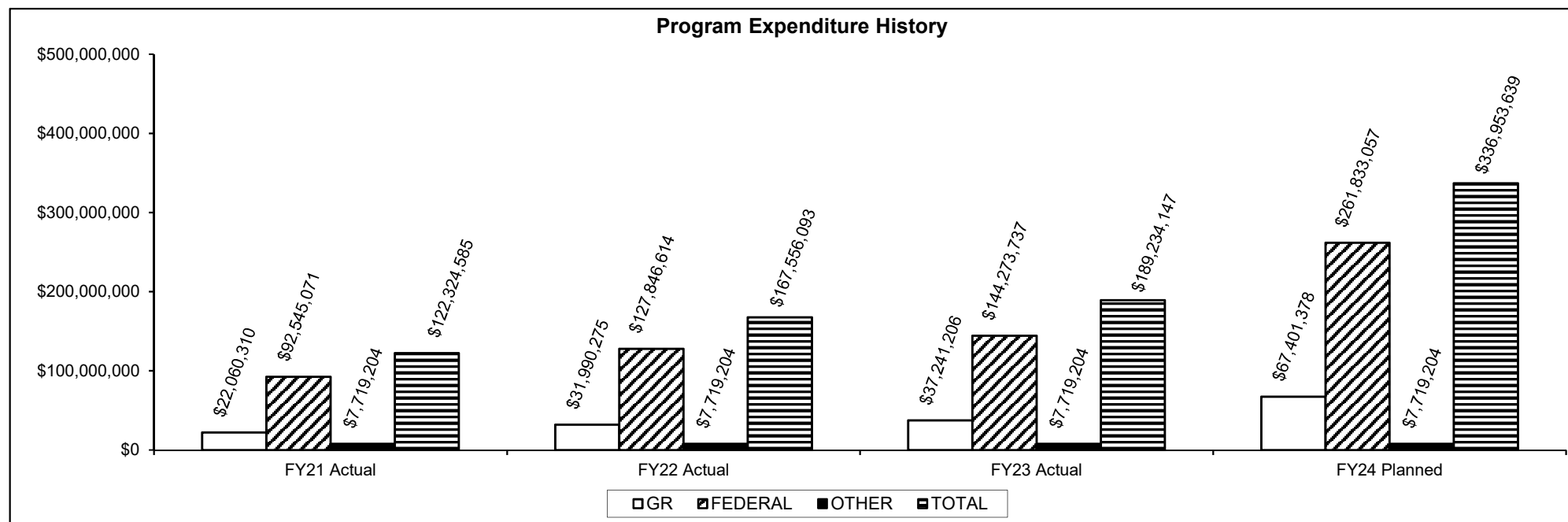
Department: Social Services

HB Section(s): 11.810

Program Name: Children's Health Insurance Program (CHIP)

Program is found in the following core budget(s): Children's Health Insurance Program (CHIP)

3. Provide actual expenditures for the prior three fiscal years and planned expenditures for the current fiscal year. (Note: Amounts do not include fringe benefit costs.)



4. What are the sources of the "Other " funds?

Federal Reimbursement Allowance Fund (0142)

5. What is the authorization for this program, i.e., federal or state statute, etc.? (Include the federal program number, if applicable.)

State Statute: Sections 208.631 through 208.658, RSMo; Federal Law: Social Security Act, Title XXI; Federal Regulations: 42 CFR 457.

6. Are there federal matching requirements? If yes, please explain.

The Bipartisan Budget Act of 2018 (February 2018) continued CHIP funding at the regular enhanced rate through 2027.

7. Is this a federally mandated program? If yes, please explain.

No.

Core – Show-Me Healthy Babies

CORE DECISION ITEM

Department: Social Services
 Division: MO HealthNet
 Core: Show-Me Healthy Babies

Budget Unit: 88855C
 HB Section: 11.815

1. CORE FINANCIAL SUMMARY

	FY 2025 Budget Request			
	GR	Federal	Other	Total
PS	0	0	0	0
EE	0	0	0	0
PSD	15,136,244	48,503,932	0	63,640,176
TRF	0	0	0	0
Total	15,136,244	48,503,932	0	63,640,176
FTE	0.00	0.00	0.00	0.00

	FY 2025 Governor's Recommendation			
	GR	Federal	Other	Total
PS	0	0	0	0
EE	0	0	0	0
PSD	0	0	0	0
TRF	0	0	0	0
Total	0	0	0	0
FTE	0.00	0.00	0.00	0.00

Est. Fringe	0	0	0	0
--------------------	---	---	---	---

Note: Fringes budgeted in House Bill 5 except for certain fringes budgeted directly to MoDOT, Highway Patrol, and Conservation.

Est. Fringe	0	0	0	0
--------------------	---	---	---	---

Note: Fringes budgeted in House Bill 5 except for certain fringes budgeted directly to MoDOT, Highway Patrol, and Conservation.

Other Funds: N/A

Other Funds: N/A

2. CORE DESCRIPTION

This item funds services for targeted low-income unborn children from families with household incomes up to 300% of the Federal Poverty Level (FPL). Services include all prenatal care and pregnancy-related services that benefit the health of the unborn child and that promote healthy labor, delivery, birth, and postpartum care.

3. PROGRAM LISTING (list programs included in this core funding)

Show-Me Healthy Babies

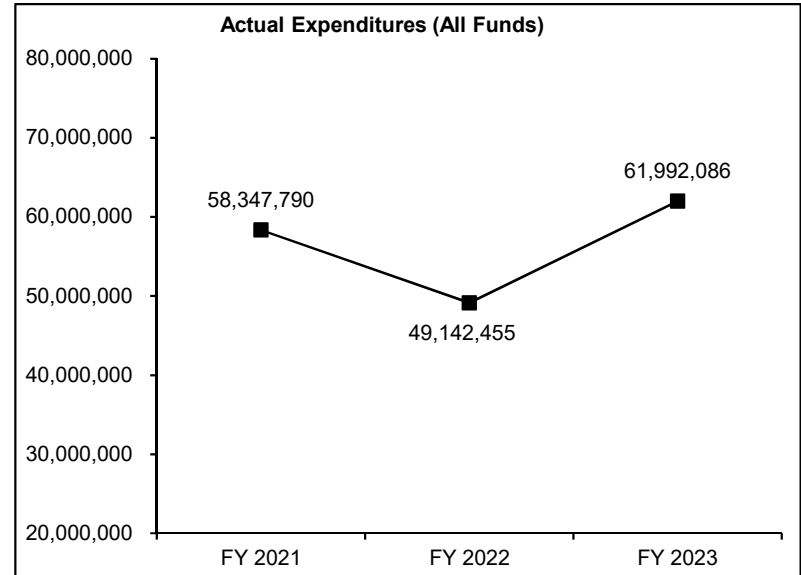
CORE DECISION ITEM

Department: Social Services
Division: MO HealthNet
Core: Show-Me Healthy Babies

Budget Unit: 88855C
HB Section: 11.815

4. FINANCIAL HISTORY

	FY 2021 Actual	FY 2022 Actual	FY 2023 Actual	FY 2024 Current Yr.
Appropriation (All Funds)	75,186,797	58,296,982	61,997,100	63,640,176
Less Reverted (All Funds)	(600)	0	0	0
Less Restricted (All Funds)	0	0	0	0
Budget Authority (All Funds)	75,186,197	58,296,982	61,997,100	63,640,176
Actual Expenditures (All Funds)	58,347,790	49,142,455	61,992,086	N/A
Unexpended (All Funds)	16,838,407	9,154,527	5,014	N/A
Unexpended, by Fund:				
General Revenue	3,590,572	406,505	1,055	N/A
Federal	13,247,835	8,748,022	3,959	N/A
Other	0	0	0	N/A
	(1)	(2)	(3)	(4)



*Current Year restricted amount is as of 9/01/2023.

Reverted includes statutory reserve amounts (when applicable).

Restricted includes Governor's expenditure restrictions which remained at the end of the fiscal year.

NOTES:

(1) FY21 - New Decision Items funded for FMAP Adjustment (\$79,516 GR), Cost to Continue (\$1,369,258 GR; \$4,035,547 Fed), MC Actuarial CTC (\$132,753 GR; \$411,161 Fed), MC Health Insurer Fee (\$179,207 GR; \$555,037 Fed). \$250,000 GR and \$1,000,000 Fed was flexed in to cover program expenditures. \$3,927,810 Fed was used a flex to cover program expenditures.

(2) FY22 - New Decision Items funded for FMAP Adjustment (\$394,706 Fed), Cost to Continue (\$5,115,422 GR; \$15,943,456 Fed). \$2,000,000 Fed was used as flex to cover program expenditures.

(3) FY23 - New Decision Items funded for FMAP Adjustment (\$5,555 Fed), Managed Care Actuarial Increase (\$1,012,126 GR; \$3,234,258 Fed). \$3,075,000 flexed in to cover program expenditures.

(4) FY24 - New Decision Items funded for FMAP Adjustment (\$15,019 Fed), MHD CTC (\$1,947,403 GR; \$6,338,518 Fed), Managed Care Actuarial Increase (\$509,506 GR; \$1,631,723 Fed), Pharmacy Specialty PMPM (\$9,640 GR; \$30,874 Fed), Pharmacy Non-Specialty PMPM (\$2,735 GR; \$8,758 Fed). Supplemental awarded for \$5,761,081.

CORE RECONCILIATION DETAIL

**DEPARTMENT OF SOCIAL SERVICES
SHOW-ME BABIES**

5. CORE RECONCILIATION DETAIL

	Budget Class	FTE	GR	Federal	Other	Total	Explanation
TAFP AFTER VETOES							
	PD	0.00	15,136,244	48,503,932	0	63,640,176	
	Total	0.00	15,136,244	48,503,932	0	63,640,176	
DEPARTMENT CORE REQUEST							
	PD	0.00	15,136,244	48,503,932	0	63,640,176	
	Total	0.00	15,136,244	48,503,932	0	63,640,176	
GOVERNOR'S RECOMMENDED CORE							
	PD	0.00	15,136,244	48,503,932	0	63,640,176	
	Total	0.00	15,136,244	48,503,932	0	63,640,176	

DECISION ITEM SUMMARY

Budget Unit									
Decision Item	FY 2023	FY 2023	FY 2024	FY 2024	FY 2025	FY 2025	*****	*****	
Budget Object Summary	ACTUAL	ACTUAL	BUDGET	BUDGET	DEPT REQ	DEPT REQ	SECURED	SECURED	
Fund	DOLLAR	FTE	DOLLAR	FTE	DOLLAR	FTE	COLUMN	COLUMN	
SHOW-ME BABIES									
CORE									
PROGRAM-SPECIFIC									
GENERAL REVENUE	14,758,262	0.00	15,136,244	0.00	15,136,244	0.00	0	0.00	
CHILDRENS HEALTH INSURANCE	47,233,824	0.00	48,503,932	0.00	48,503,932	0.00	0	0.00	
TOTAL - PD	61,992,086	0.00	63,640,176	0.00	63,640,176	0.00	0	0.00	
TOTAL	61,992,086	0.00	63,640,176	0.00	63,640,176	0.00	0	0.00	
MC Actuarial - 1886009									
PROGRAM-SPECIFIC									
GENERAL REVENUE	0	0.00	0	0.00	383,716	0.00	0	0.00	
CHILDRENS HEALTH INSURANCE	0	0.00	0	0.00	1,231,928	0.00	0	0.00	
TOTAL - PD	0	0.00	0	0.00	1,615,644	0.00	0	0.00	
TOTAL	0	0.00	0	0.00	1,615,644	0.00	0	0.00	
Pharmacy Specialty PMPM - 1886013									
PROGRAM-SPECIFIC									
GENERAL REVENUE	0	0.00	0	0.00	5,384	0.00	0	0.00	
CHILDRENS HEALTH INSURANCE	0	0.00	0	0.00	17,241	0.00	0	0.00	
TOTAL - PD	0	0.00	0	0.00	22,625	0.00	0	0.00	
TOTAL	0	0.00	0	0.00	22,625	0.00	0	0.00	
Pharmacy Non-Specialty PMPM - 1886014									
PROGRAM-SPECIFIC									
GENERAL REVENUE	0	0.00	0	0.00	1,734	0.00	0	0.00	
CHILDRENS HEALTH INSURANCE	0	0.00	0	0.00	5,553	0.00	0	0.00	
TOTAL - PD	0	0.00	0	0.00	7,287	0.00	0	0.00	
TOTAL	0	0.00	0	0.00	7,287	0.00	0	0.00	
MHD CTC - 1886020									
PROGRAM-SPECIFIC									
GENERAL REVENUE	0	0.00	0	0.00	5,176,955	0.00	0	0.00	

9/15/23 8:29

im_disummary

DECISION ITEM SUMMARY

Budget Unit								
Decision Item	FY 2023	FY 2023	FY 2024	FY 2024	FY 2025	FY 2025	*****	*****
Budget Object Summary	ACTUAL	ACTUAL	BUDGET	BUDGET	DEPT REQ	DEPT REQ	SECURED	SECURED
Fund	DOLLAR	FTE	DOLLAR	FTE	DOLLAR	FTE	COLUMN	COLUMN
SHOW-ME BABIES								
MHD CTC - 1886020								
PROGRAM-SPECIFIC								
CHILDRENS HEALTH INSURANCE	0	0.00	0	0.00	16,712,127	0.00	0	0.00
TOTAL - PD	0	0.00	0	0.00	21,889,082	0.00	0	0.00
TOTAL	0	0.00	0	0.00	21,889,082	0.00	0	0.00
GRAND TOTAL	\$61,992,086	0.00	\$63,640,176	0.00	\$87,174,814	0.00	\$0	0.00

FLEXIBILITY REQUEST FORM

BUDGET UNIT NUMBER: 88855C BUDGET UNIT NAME: Show-Me Healthy Babies HOUSE BILL SECTION: 11.815	DEPARTMENT: Social Services DIVISION: MO HealthNet
---	---

1. Provide the amount by fund of personal service flexibility and the amount by fund of expense and equipment flexibility you are requesting in dollar and percentage terms and explain why the flexibility is needed. If flexibility is being requested among divisions, provide the amount by fund of flexibility you are requesting in dollar and percentage terms and explain why the flexibility is needed.

Department Request

10% flexibility is requested between sections 11.700 (Pharmacy and Clawback), 11.715 (Physician Related Prof), 11.716 (PACE), 11.720 (Dental), 11.725 (Premium Payments), 11.730 (Nursing Facilities and Home Health), 11.745 (Rehab Specialty Services and NEMT), 11.755 (Complex Rehab), 11.760 (Managed Care), 11.765 (MC Specialty Plan), 11.770 (Hospital Care), 11.795 (Health Homes), 11.810 (CHIP), 11.815 (SMHB), 11.825 (Blind).

2. Estimate how much flexibility will be used for the budget year. How much flexibility was used in the Prior Year Budget and the Current Year Budget? Please specify the amount.

PRIOR YEAR ACTUAL AMOUNT OF FLEXIBILITY USED	CURRENT YEAR ESTIMATED AMOUNT OF FLEXIBILITY THAT WILL BE USED	BUDGET REQUEST ESTIMATED AMOUNT OF FLEXIBILITY THAT WILL BE USED
\$0	DSS will flex up to 10% between sections.	Up to 10% flexibility will be used.

3. Please explain how flexibility was used in the prior and/or current years.

PRIOR YEAR EXPLAIN ACTUAL USE	CURRENT YEAR EXPLAIN PLANNED USE
N/A	Flexibility allows for MHD to move authority between program sections to ensure bi-monthly payroll obligations are met and services continue to be provided without disruption or delay. Flex allows MHD to shift authority to sections where there is need.

DECISION ITEM DETAIL

Budget Unit	FY 2023	FY 2023	FY 2024	FY 2024	FY 2025	FY 2025	*****	*****
Decision Item	ACTUAL	ACTUAL	BUDGET	BUDGET	DEPT REQ	DEPT REQ	SECURED	SECURED
Budget Object Class	DOLLAR	FTE	DOLLAR	FTE	DOLLAR	FTE	COLUMN	COLUMN
SHOW-ME BABIES								
CORE								
PROGRAM DISTRIBUTIONS	61,992,086	0.00	63,640,176	0.00	63,640,176	0.00	0	0.00
TOTAL - PD	61,992,086	0.00	63,640,176	0.00	63,640,176	0.00	0	0.00
GRAND TOTAL	\$61,992,086	0.00	\$63,640,176	0.00	\$63,640,176	0.00	\$0	0.00
GENERAL REVENUE	\$14,758,262	0.00	\$15,136,244	0.00	\$15,136,244	0.00		0.00
FEDERAL FUNDS	\$47,233,824	0.00	\$48,503,932	0.00	\$48,503,932	0.00		0.00
OTHER FUNDS	\$0	0.00	\$0	0.00	\$0	0.00		0.00

PROGRAM DESCRIPTION

Department: Social Services

HB Section(s): 11.815

Program Name: Show Me Healthy Babies (SMHB)

Program is found in the following core budget(s): Show-Me Healthy Babies (SMHB)

1a. What strategic priority does this program address?

Provide eligible unborn children healthcare.

1b. What does this program do?

Effective January 1, 2016, Missouri established the Show-Me Healthy Babies program, a separate Children's Health Insurance Program (CHIP), for targeted low-income unborn children from families with household incomes up to 300% federal poverty level (FPL).

The unborn child's coverage period begins from the date of application and extends through birth. For the mother of the unborn child, postpartum coverage begins on the day the pregnancy ends and extends through the last day of the month which includes the sixtieth (60th) day after the pregnancy ends. Senate Bill (SB) 106 and SB 45, effective July 7, 2023, extended the MO HealthNet coverage for these low-income women which will include full Medicaid benefits for the duration of the pregnancy and for one year following the end of the pregnancy. Coverage for the child continues for up to one year after birth (at that time the child may be eligible for Medicaid or CHIP) to help foster a child's healthy upbringing, unless otherwise prohibited by law or unless otherwise limited by the Missouri General Assembly through appropriations. The added benefit of Show-Me Healthy Babies is to keep mothers and babies healthy and avoid costly intensive care and long-term consequences of poor prenatal care such as chronic conditions and disabilities.

The program provides eligible unborn children a benefit package of essential, medically necessary health services in order to improve birth outcomes and decrease health problems during pregnancy, infancy, and childhood.

It also increases the number of women eligible for MO HealthNet during pregnancy, allowing access to prenatal and pregnancy services that benefit the health of the unborn child. This access to prenatal care is designed to promote healthy labor, delivery, birth, and postpartum care.

To be eligible for SMHB, pregnant women must meet the following guidelines:

- Self-attestation of pregnancy is accepted when making eligibility determinations and there is no waiting period for coverage to begin
- Household income must be at or below 300% of FPL
- Uninsured
- No access to employer insurance or affordable private insurance which includes maternity benefits
- Pregnant woman cannot be eligible for any other MO HealthNet programs (with the exception of Uninsured Women's Health services or Extended Women's Health Services)

Reimbursement Methodology

Services provided under the Show-Me Healthy Babies Program can be reimbursed individually under the fee-for-service program or through a monthly capitation rate paid to the MO HealthNet Managed Care health plans that contract with the state.

PROGRAM DESCRIPTION

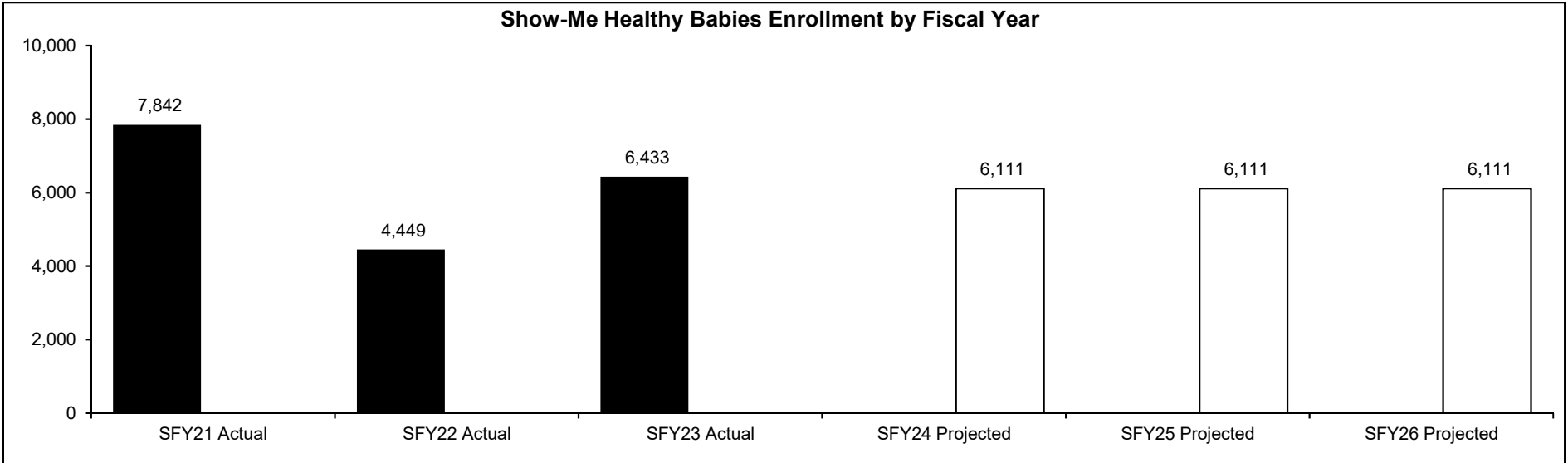
Department: Social Services

HB Section(s): 11.815

Program Name: Show Me Healthy Babies (SMHB)

Program is found in the following core budget(s): Show-Me Healthy Babies (SMHB)

2a. Provide an activity measure(s) for the program.



Note 1: Chart depicts total enrollment in Show-Me Healthy Babies.

Note 2: The decrease from SFY21 to SFY22 is due to changes in CMS guidelines for Title XXI eligibles during the Public Health Emergency (PHE). Enrollment for SMHB individuals were able to be assessed and closed if necessary.

Note 3: A decrease in SFY24 is anticipated as redeterminations are conducted due to the end of the PHE.

PROGRAM DESCRIPTION

Department: Social Services

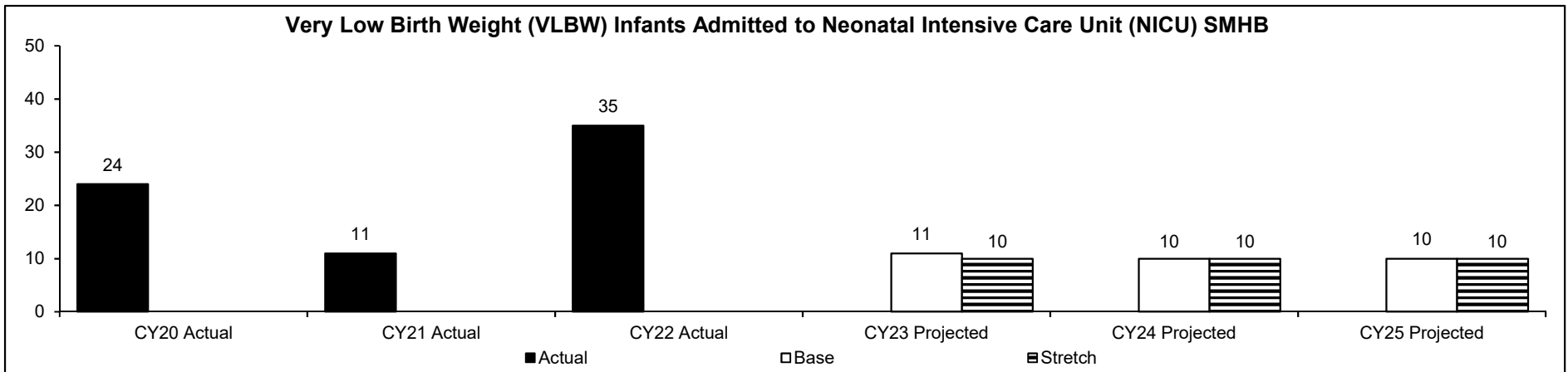
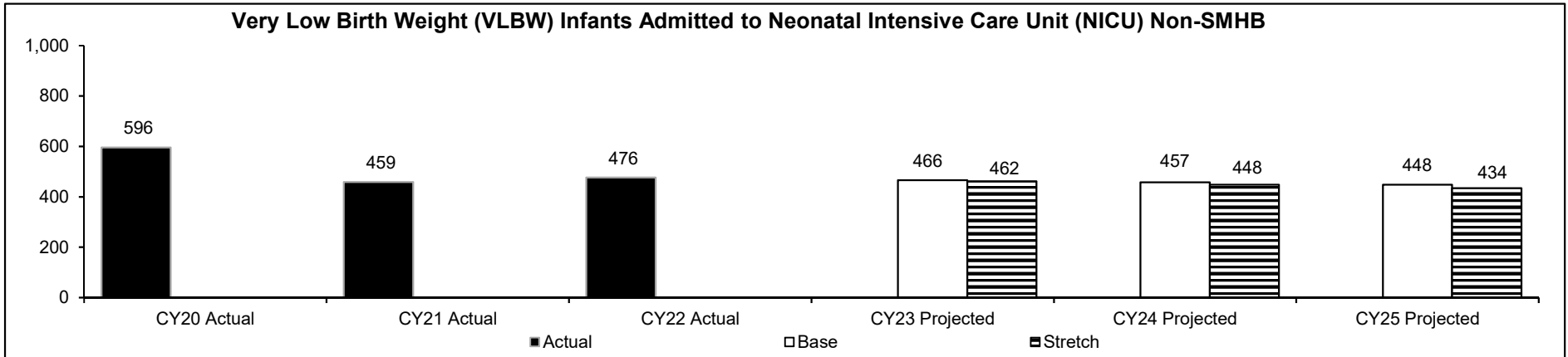
HB Section(s): 11.815

Program Name: Show Me Healthy Babies (SMHB)

Program is found in the following core budget(s): Show-Me Healthy Babies (SMHB)

2b. Provide a measure(s) of the program's quality.

The overall goal is to enroll women eligible for SMHB earlier to prevent more VLBW deliveries and NICU admissions.



Note 1: Chart 1 depicts the number of Non-Show-Me Healthy Babies born with a VLBW (less than 1500 grams) for both Managed Care and FFS unduplicated participants under one year of age. (Data in previous Budget Books included participants born with a VLBW regardless in age)

Note 2: Chart 2 depicts Show-Me Healthy Babies born with a VLBW (less than 1500 grams). (Data in previous Budget Books included participants born with a VLBW regardless in age)

PROGRAM DESCRIPTION

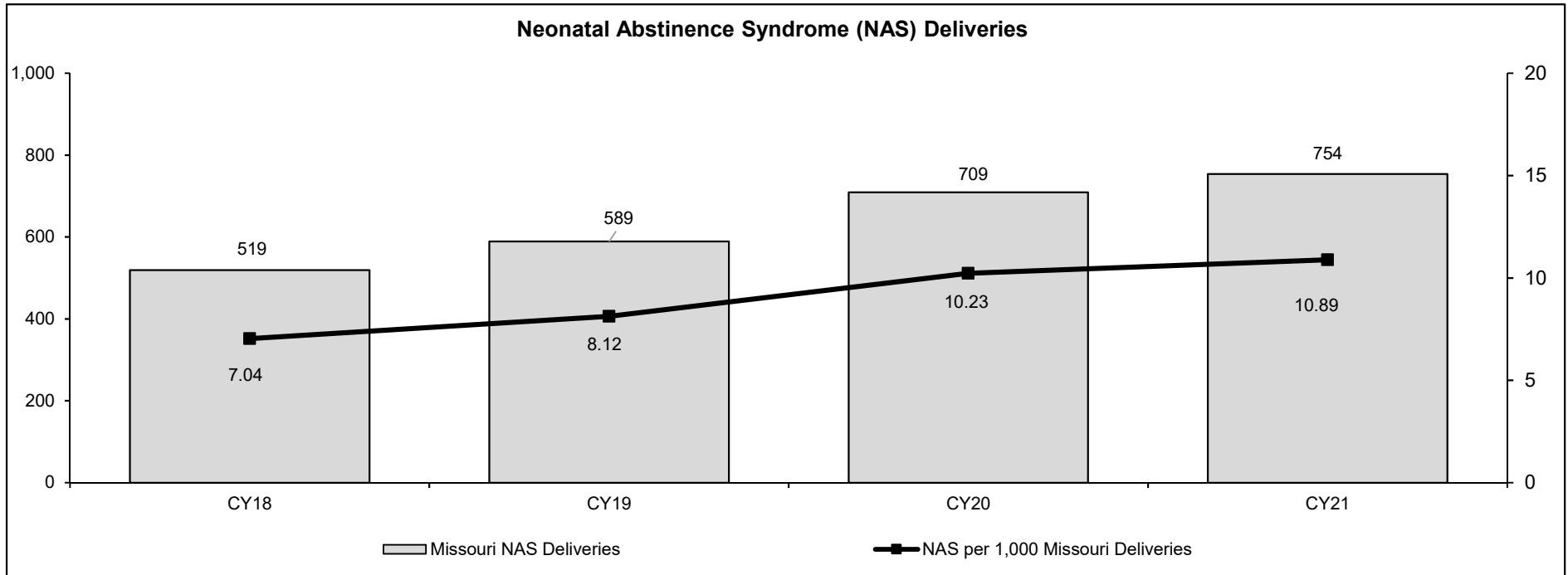
Department: Social Services

HB Section(s): 11.815

Program Name: Show Me Healthy Babies (SMHB)

Program is found in the following core budget(s): Show-Me Healthy Babies (SMHB)

2c. Provide a measure(s) of the program's impact.



Note 1: Chart depicts Missouri Neonatal Abstinence Syndrome (NAS) deliveries in Missouri.

Note 2: NAS occurs when babies are born addicted to certain drugs and is associated with the opioid epidemic. These infants are at a risk for low birth weight, being born prematurely, and often needed to be admitted to a Neonatal Intensive Care Unit.

Note 3: NAS year totals reflect the most recently developed NAS definition used by the current DHSS dashboard as of June 2022. In late 2018 three additional codes were added, P04.14, P04.17, and P04.1A. These 3 codes account for changes in data from 2018 and onward.

Note 4: The increase from CY20 to CY21 is due in part to the COVID-19 pandemic.

PROGRAM DESCRIPTION

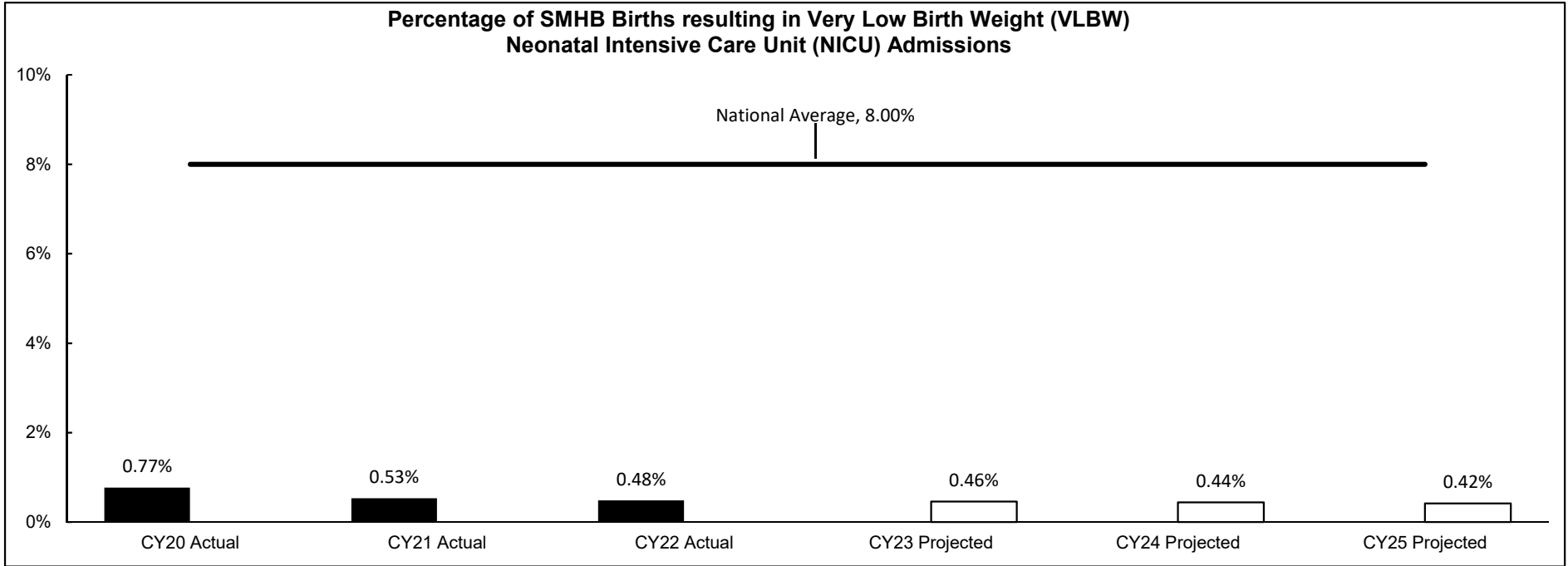
Department: Social Services

HB Section(s): 11.815

Program Name: Show Me Healthy Babies (SMHB)

Program is found in the following core budget(s): Show-Me Healthy Babies (SMHB)

2d. Provide a measure(s) of the program's efficiency.



Note 1: Based on actuarial analysis, the healthcare costs in the first year of life for a VLBW infant is on average 40 times higher than the MO HealthNet population as a whole.

Note 2: National Average data is courtesy of the March of Dimes

PROGRAM DESCRIPTION

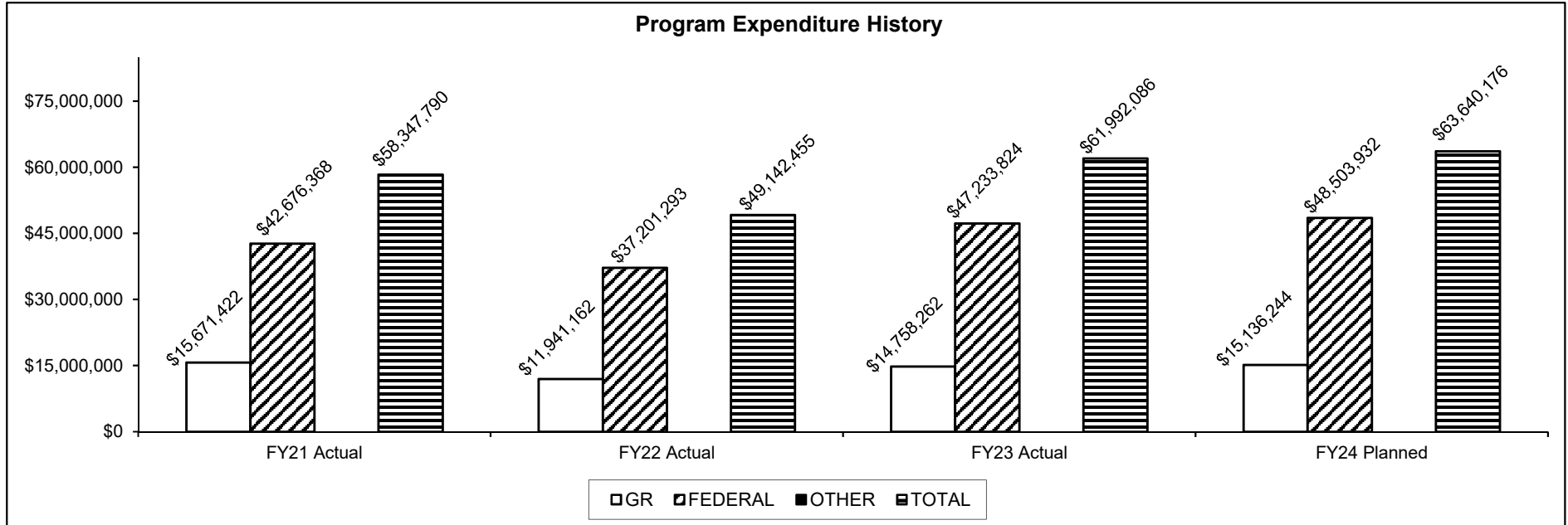
Department: Social Services

HB Section(s): 11.815

Program Name: Show Me Healthy Babies (SMHB)

Program is found in the following core budget(s): Show-Me Healthy Babies (SMHB)

3. Provide actual expenditures for the prior three fiscal years and planned expenditures for the current fiscal year. (Note: Amounts do not include



4. What are the sources of the "Other " funds?

N/A

5. What is the authorization for this program, i.e., federal or state statute, etc.? (Include the federal program number, if applicable.)

State Statute: Section 208.662, RSMo. Federal law: Social Security Act, Title XXI. Federal Regulations: 42 CFR 457.10.

6. Are there federal matching requirements? If yes, please explain.

In FFY 2020 (October 1, 2020) Children's Health Insurance Program (CHIP) enhanced rate decreased from 23% to 11.5%. The Bipartisan Budget Act of 2018 (February 2018) continued CHIP funding at the regular enhanced rate through 2027.

7. Is this a federally mandated program? If yes, please explain.

No.

Core – School District Medicaid Claiming

CORE DECISION ITEM

Department: Social Services
 Division: MO HealthNet
 Core: School District Medicaid Claiming

Budget Unit: 90569C
 HB Section: 11.820

1. CORE FINANCIAL SUMMARY

	FY 2025 Budget Request			
	GR	Federal	Other	Total
PS	0	0	0	0
EE	0	0	0	0
PSD	242,525	84,139,296	0	84,381,821
TRF	0	0	0	0
Total	242,525	84,139,296	0	84,381,821
FTE	0.00	0.00	0.00	0.00

	FY 2025 Governor's Recommendation			
	GR	Federal	Other	Total
PS	0	0	0	0
EE	0	0	0	0
PSD	0	0	0	0
TRF	0	0	0	0
Total	0	0	0	0
FTE	0.00	0.00	0.00	0.00

Est. Fringe	0	0	0	0
--------------------	---	---	---	---

Note: Fringes budgeted in House Bill 5 except for certain fringes budgeted directly to MoDOT, Highway Patrol, and Conservation.

Est. Fringe	0	0	0	0
--------------------	---	---	---	---

Note: Fringes budgeted in House Bill 5 except for certain fringes budgeted directly to MoDOT, Highway Patrol, and Conservation.

Other Funds: N/A

Other Funds: N/A

2. CORE DESCRIPTION

This item funds payments for School District Administrative Claiming (SDAC) and Individualized Education Plan (IEP) school-based health services (SBHS).

3. PROGRAM LISTING (list programs included in this core funding)

School-based administrative and school-based early and periodic screening, diagnostic, and treatment (EPSDT) services.

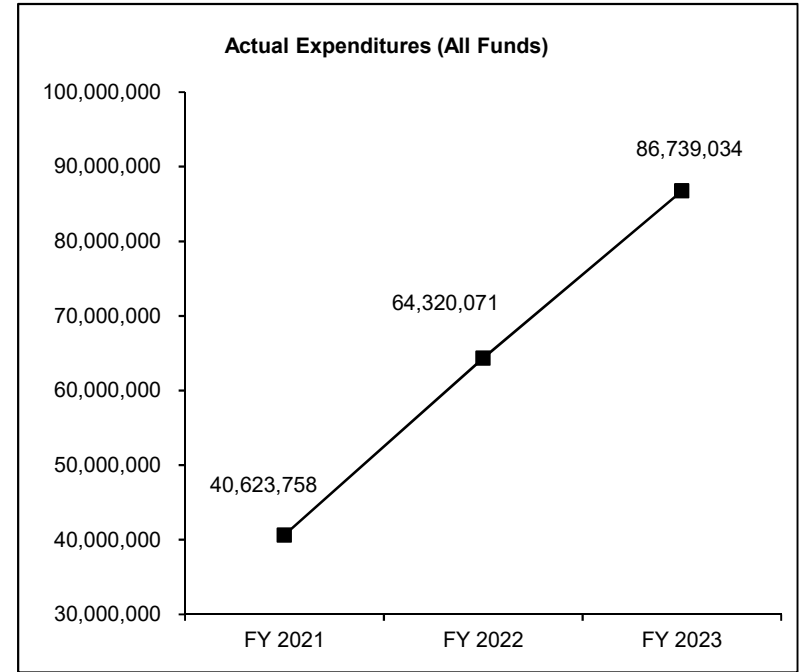
CORE DECISION ITEM

Department: Social Services
Division: MO HealthNet
Core: School District Medicaid Claiming

Budget Unit: 90569C
HB Section: 11.820

4. FINANCIAL HISTORY

	FY 2021 Actual	FY 2022 Actual	FY 2023 Actual	FY 2024 Current Yr.
Appropriation (All Funds)	41,896,295	68,381,821	86,792,123	84,381,821
Less Reverted (All Funds)	0	0	0	0
Less Restricted (All Funds)	0	0	0	0
Budget Authority (All Funds)	41,896,295	68,381,821	86,792,123	84,381,821
Actual Expenditures (All Funds)	40,623,758	64,320,071	86,739,034	N/A
Unexpended (All Funds)	1,272,537	4,061,750	53,089	N/A
Unexpended, by Fund:				
General Revenue	68,381	72,339	53,089	N/A
Federal	1,204,156	3,989,411	0	N/A
Other	0	0	0	N/A
		(1)	(2)	(3)



*Current Year restricted amount is as of 9/01/2023.

Reverted includes statutory reserve amounts (when applicable).

Restricted includes Governor's expenditure restrictions which remained at the end of the fiscal year.

NOTES:

(1) FY22 - Supplemental Funded for \$26,485,526.

(2) FY23 - New Decision Items funded for School District Claiming Authority (\$16,000,000 Fed), MHD CTC (\$26,485,526 Fed).

(3) FY24 - Supplemental awarded for \$2,410,302.

CORE RECONCILIATION DETAIL

**DEPARTMENT OF SOCIAL SERVICES
SCHOOL DISTRICT CLAIMING**

5. CORE RECONCILIATION DETAIL

	Budget Class	FTE	GR	Federal	Other	Total	Explanation
TAFP AFTER VETOES							
	PD	0.00	242,525	84,139,296	0	84,381,821	
	Total	0.00	242,525	84,139,296	0	84,381,821	
DEPARTMENT CORE REQUEST							
	PD	0.00	242,525	84,139,296	0	84,381,821	
	Total	0.00	242,525	84,139,296	0	84,381,821	
GOVERNOR'S RECOMMENDED CORE							
	PD	0.00	242,525	84,139,296	0	84,381,821	
	Total	0.00	242,525	84,139,296	0	84,381,821	

DECISION ITEM SUMMARY

Budget Unit									
Decision Item	FY 2023	FY 2023	FY 2024	FY 2024	FY 2025	FY 2025	*****	*****	
Budget Object Summary	ACTUAL	ACTUAL	BUDGET	BUDGET	DEPT REQ	DEPT REQ	SECURED	SECURED	
Fund	DOLLAR	FTE	DOLLAR	FTE	DOLLAR	FTE	COLUMN	COLUMN	
SCHOOL DISTRICT CLAIMING									
CORE									
PROGRAM-SPECIFIC									
GENERAL REVENUE	189,436	0.00	242,525	0.00	242,525	0.00	0	0.00	
TITLE XIX-FEDERAL AND OTHER	86,549,598	0.00	84,139,296	0.00	84,139,296	0.00	0	0.00	
TOTAL - PD	<u>86,739,034</u>	<u>0.00</u>	<u>84,381,821</u>	<u>0.00</u>	<u>84,381,821</u>	<u>0.00</u>	<u>0</u>	<u>0.00</u>	
TOTAL	86,739,034	0.00	84,381,821	0.00	84,381,821	0.00	0	0.00	
MHD CTC - 1886020									
PROGRAM-SPECIFIC									
TITLE XIX-FEDERAL AND OTHER	<u>0</u>	<u>0.00</u>	<u>0</u>	<u>0.00</u>	<u>36,248,984</u>	<u>0.00</u>	<u>0</u>	<u>0.00</u>	
TOTAL - PD	<u>0</u>	<u>0.00</u>	<u>0</u>	<u>0.00</u>	<u>36,248,984</u>	<u>0.00</u>	<u>0</u>	<u>0.00</u>	
TOTAL	0	0.00	0	0.00	36,248,984	0.00	0	0.00	
GRAND TOTAL	\$86,739,034	0.00	\$84,381,821	0.00	\$120,630,805	0.00	\$0	0.00	

DECISION ITEM DETAIL

Budget Unit	FY 2023	FY 2023	FY 2024	FY 2024	FY 2025	FY 2025	*****	*****
Decision Item	ACTUAL	ACTUAL	BUDGET	BUDGET	DEPT REQ	DEPT REQ	SECURED	SECURED
Budget Object Class	DOLLAR	FTE	DOLLAR	FTE	DOLLAR	FTE	COLUMN	COLUMN
SCHOOL DISTRICT CLAIMING								
CORE								
PROGRAM DISTRIBUTIONS	86,739,034	0.00	84,381,821	0.00	84,381,821	0.00	0	0.00
TOTAL - PD	86,739,034	0.00	84,381,821	0.00	84,381,821	0.00	0	0.00
GRAND TOTAL	\$86,739,034	0.00	\$84,381,821	0.00	\$84,381,821	0.00	\$0	0.00
GENERAL REVENUE	\$189,436	0.00	\$242,525	0.00	\$242,525	0.00		0.00
FEDERAL FUNDS	\$86,549,598	0.00	\$84,139,296	0.00	\$84,139,296	0.00		0.00
OTHER FUNDS	\$0	0.00	\$0	0.00	\$0	0.00		0.00

PROGRAM DESCRIPTION

Department: Social Services

HB Section(s): 11.820

Program Name: School District Medicaid Claiming

Program is found in the following core budget(s): School District Medicaid Claiming

1a. What strategic priority does this program address?

Reimbursement to school districts for Medicaid related health services

1b. What does this program do?

This program allows school districts to obtain Medicaid funding for administrative activities that support direct services, designated medical services that are provided to children with disabilities in the school district (direct services), and specialized transportation for these direct services. Administrative activities are reimbursed through the School District Administrative Claiming (SDAC) program, which include activities associated with health and outreach programs for children in the school district. Direct services include physical, occupational, and speech evaluation and therapy services; audiology; personal care; private duty nursing; and behavioral health services that are medically necessary, and are included in an Individualized Education Plan (IEP) for school age children. Schools may submit claims and participate in cost settlement and reconciliation for IEP direct services. Specialized transportation services are provided to a child receiving IEP direct services who has a need for specific transportation as outlined in their IEP, and who would not otherwise get services while attending school if that need were not met. Some examples of specialized transportation services include specialized equipment or a specially adapted bus.

Public and charter schools recognized by the Department of Elementary and Secondary Education (DESE) are eligible to participate in this program. The school district must be a MO HealthNet enrolled provider and a cooperative agreement must be in place between the MO HealthNet Division and the school district in order to participate.

PROGRAM DESCRIPTION

Department: Social Services

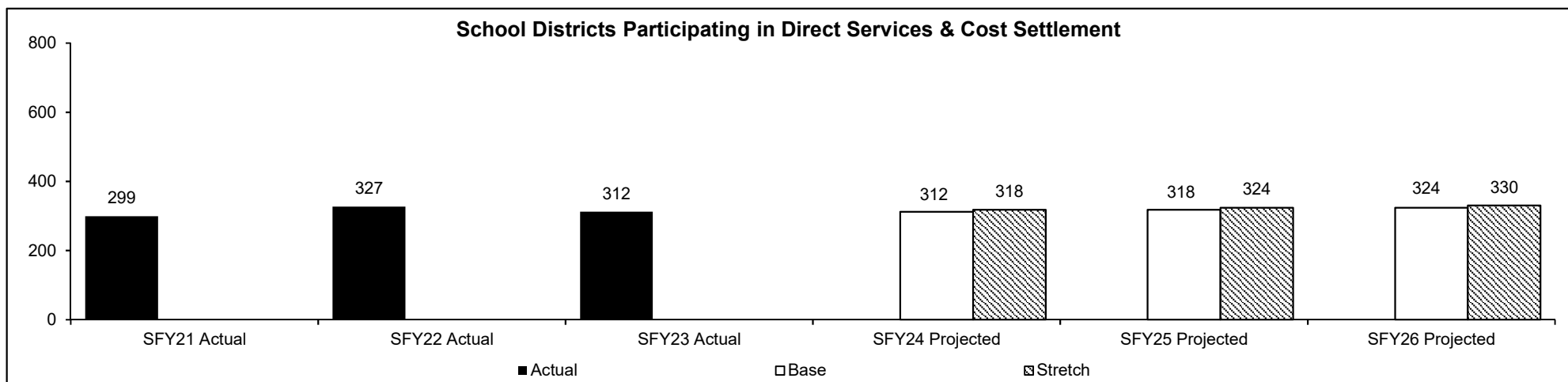
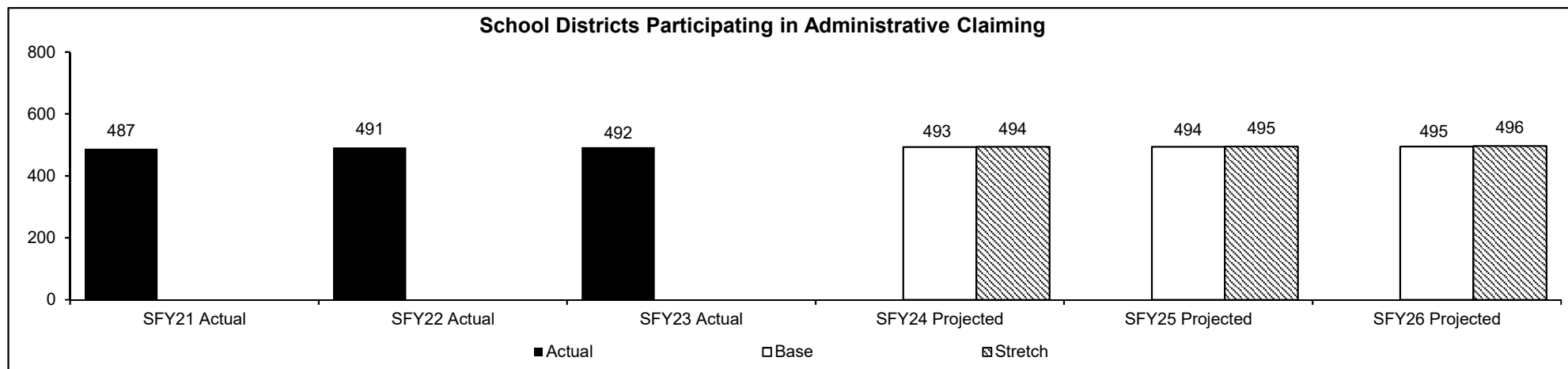
HB Section(s): 11.820

Program Name: School District Medicaid Claiming

Program is found in the following core budget(s): School District Medicaid Claiming

2a. Provide an activity measure(s) for the program.

As a result of allowing schools to receive reimbursement, 492 school districts are currently participating in SDAC, 312 school districts are enrolled to participate in the direct services cost settlement program, and 24 school districts are enrolled to participate in the IEP specialized transportation program.



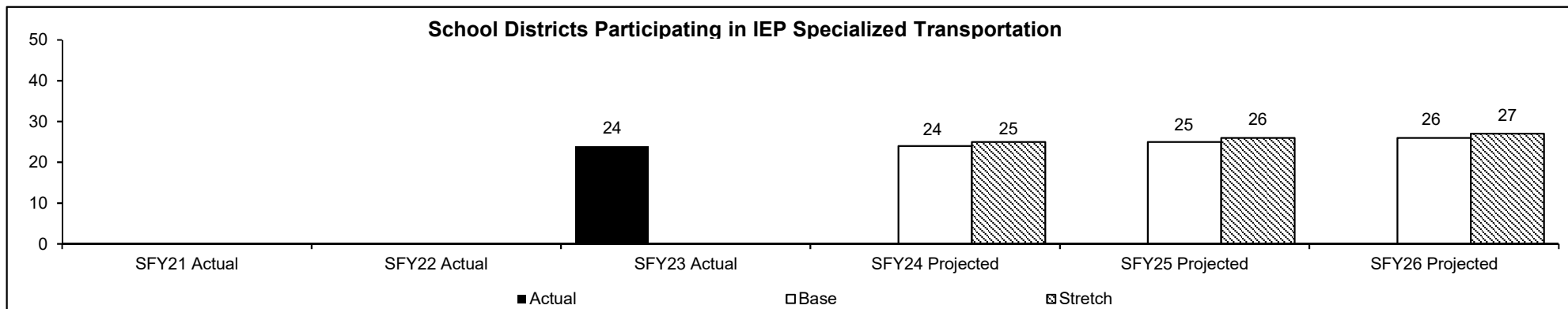
PROGRAM DESCRIPTION

Department: Social Services

HB Section(s): 11.820

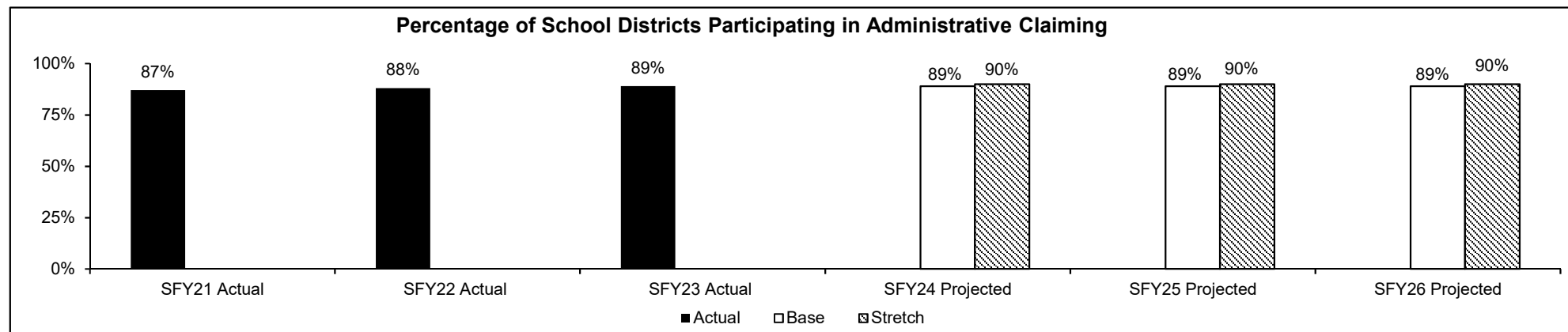
Program Name: School District Medicaid Claiming

Program is found in the following core budget(s): School District Medicaid Claiming



2b. Provide a measure(s) of the program's quality.

According to the Missouri School Board Association, the MO HealthNet Division (MHD), in strong partnership with Missouri schools, works cooperatively to ensure health care needs are met so that children can learn. School District Administrative Claiming (SDAC), Specialized Transportation, and designated medical services received by students with disabilities (Direct Services) are three programs under MHD that partially reimburse school districts for providing medical services to otherwise qualified children, without impacting the state's general revenue. According to the Missouri School Board Association, access to quality medical services and revenue to support those services is vital to children and to the schools that serve them as it allows children with health care needs to attend school and to achieve at a level commensurate with their peers, without adversely impacting the overall quality of education in the district.



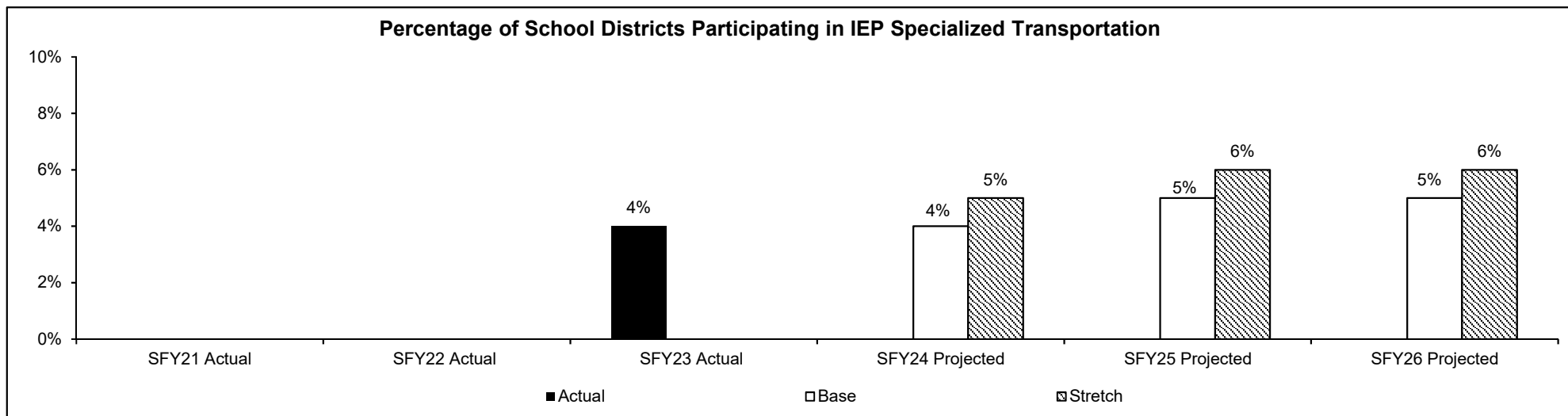
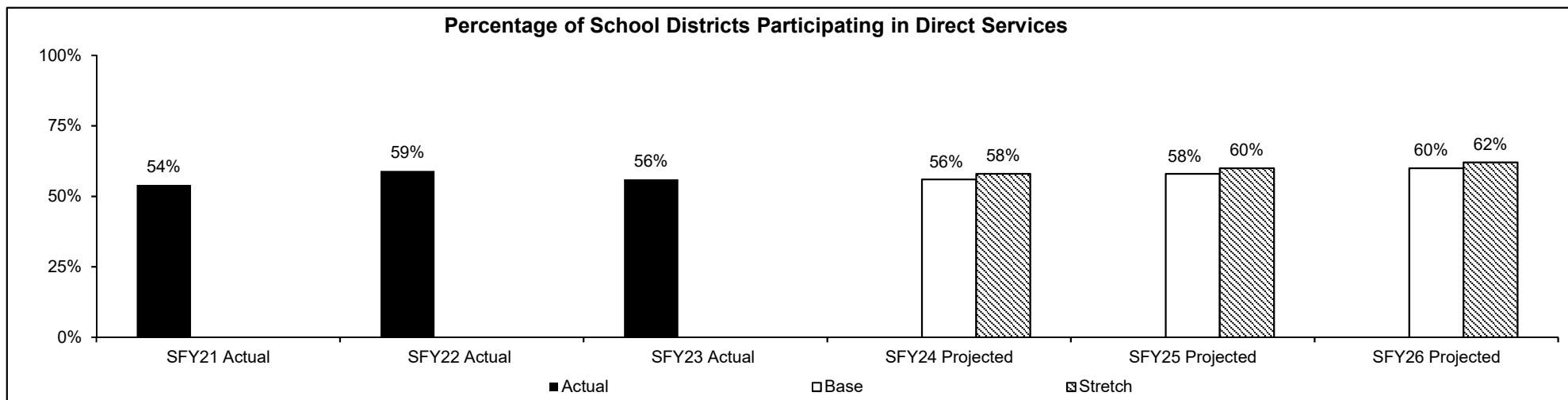
PROGRAM DESCRIPTION

Department: Social Services

HB Section(s): 11.820

Program Name: School District Medicaid Claiming

Program is found in the following core budget(s): School District Medicaid Claiming



PROGRAM DESCRIPTION

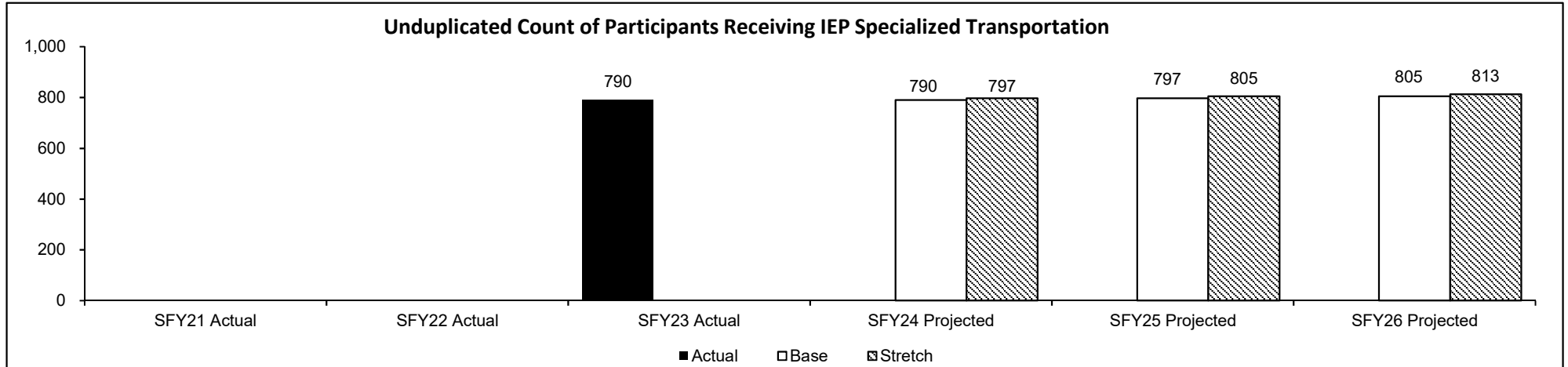
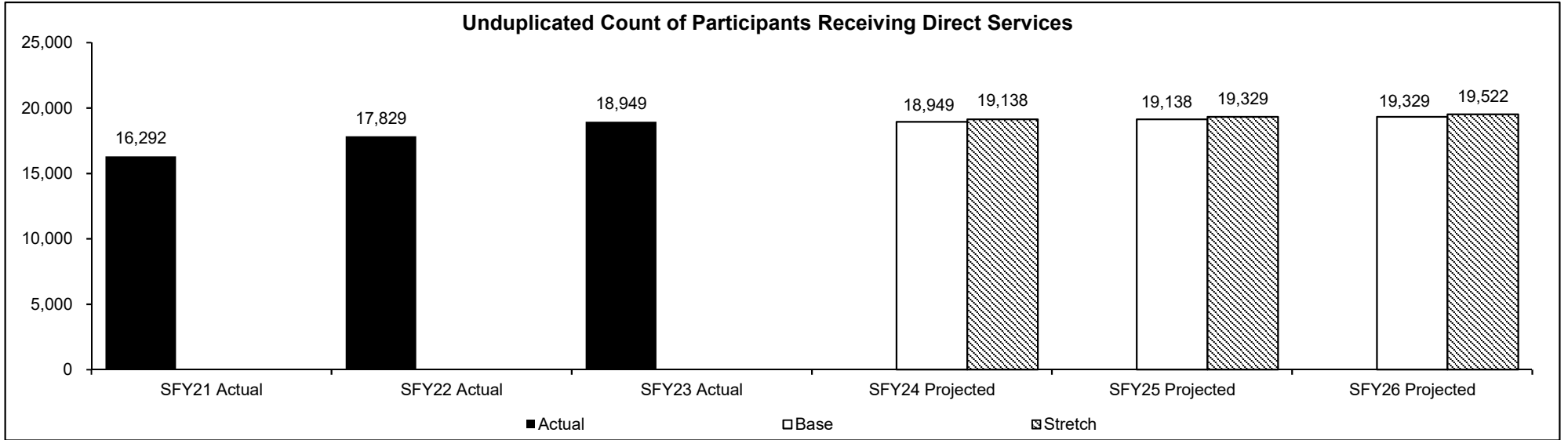
Department: Social Services

HB Section(s): 11.820

Program Name: School District Medicaid Claiming

Program is found in the following core budget(s): School District Medicaid Claiming

2c. Provide a measure(s) of the program's impact.



PROGRAM DESCRIPTION

Department: Social Services

HB Section(s): 11.820

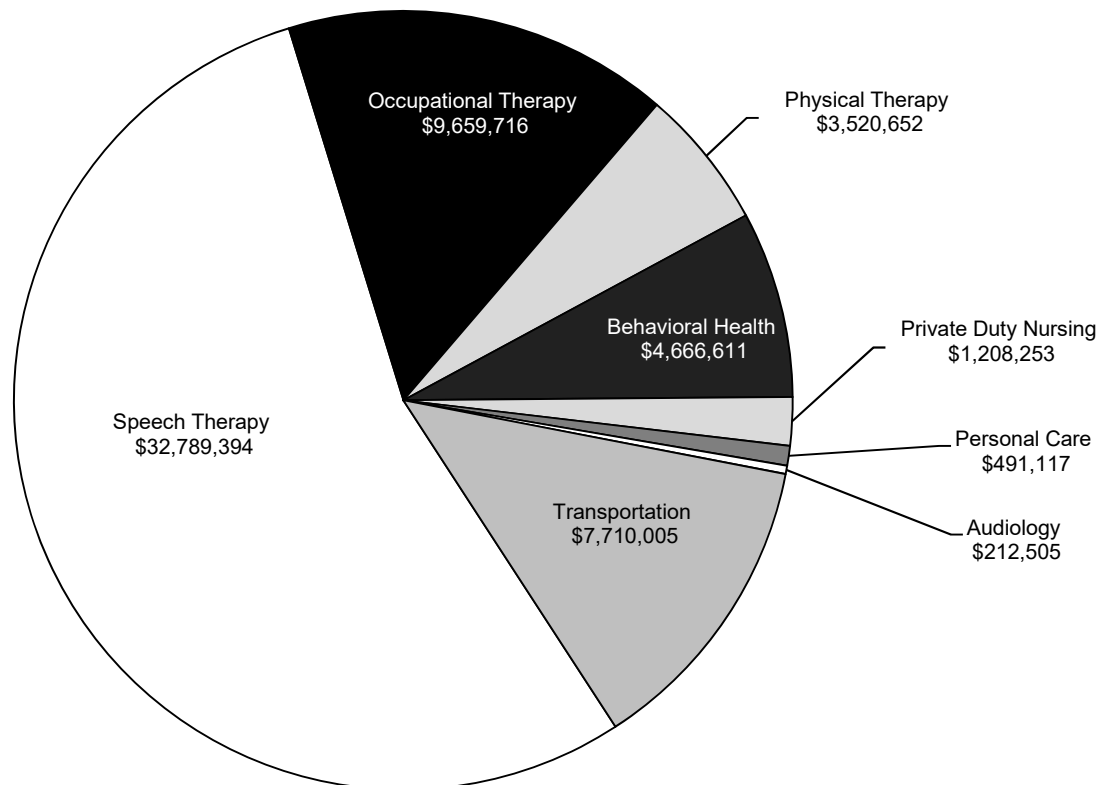
Program Name: School District Medicaid Claiming

Program is found in the following core budget(s): School District Medicaid Claiming

2d. Provide a measure(s) of the program's efficiency.

School districts are responsible for the state match and the MO HealthNet Division will draw down the federal match. Administrative activities provided through the SDAC program allow the school to assist with eligibility outreach, coordination, and referrals for improved health care for students. Direct services allow the student to receive necessary medical services to be successful in the school setting. Some services below can be provided in person or by telehealth.

FY23 Direct Services Expenditures



PROGRAM DESCRIPTION

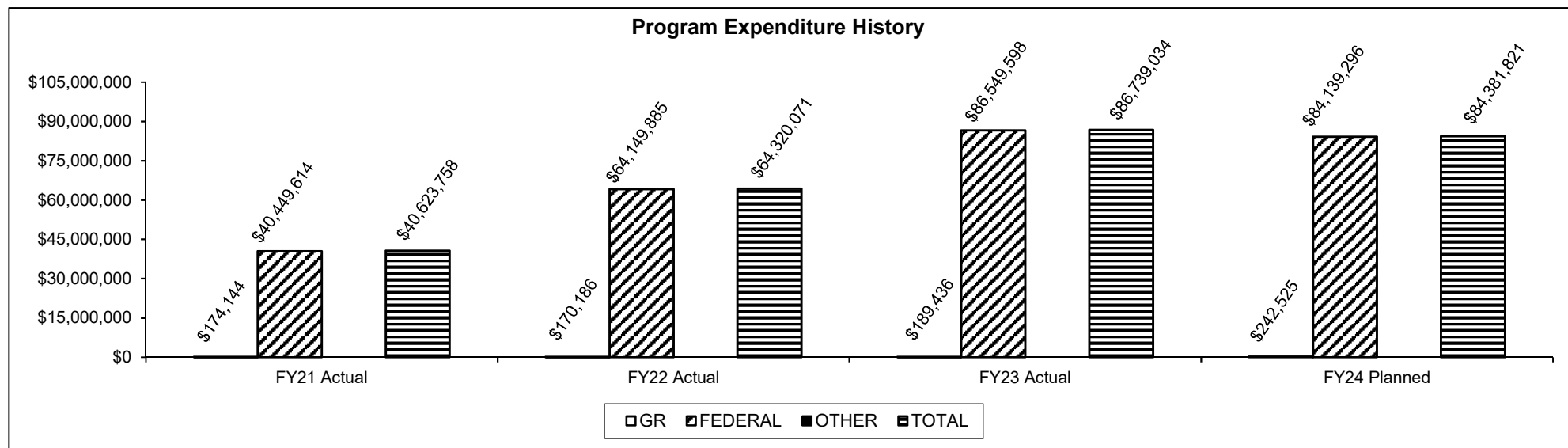
Department: Social Services

HB Section(s): 11.820

Program Name: School District Medicaid Claiming

Program is found in the following core budget(s): School District Medicaid Claiming

3. Provide actual expenditures for the prior three fiscal years and planned expenditures for the current fiscal year. (Note: Amounts do not include fringe benefit costs.)



4. What are the sources of the "Other " funds?

N/A

5. What is the authorization for this program, i.e., federal or state statute, etc.? (Include the federal program number, if applicable.)

Federal regulation: 42 CFR 441.50 and 441.55-441.60.

6. Are there federal matching requirements? If yes, please explain.

Medicaid allowable services provided by school districts receive a federal medical assistance percentage (FMAP) on expenditures. Administrative expenditures earn a 50% federal match and the state matching requirement is 50%. Direct services earn Missouri's FMAP. The FMAP fluctuates annually based on state and national economic and population data, but generally the state matching requirement is around 35% and the federal match is around 65%.

7. Is this a federally mandated program? If yes, please explain.

No.

Core – Blind Pension Medical

CORE DECISION ITEM

Department: Social Services
 Division: MO HealthNet
 Core: Blind Pension Medical

Budget Unit: 90573C
 HB Section: 11.825

1. CORE FINANCIAL SUMMARY

	FY 2025 Budget Request			
	GR	Federal	Other	Total
PS	0	0	0	0
EE	0	0	0	0
PSD	21,278,866	0	0	21,278,866
TRF	0	0	0	0
Total	21,278,866	0	0	21,278,866
FTE	0.00	0.00	0.00	0.00

	FY 2025 Governor's Recommendation			
	GR	Federal	Other	Total
PS	0	0	0	0
EE	0	0	0	0
PSD	0	0	0	0
TRF	0	0	0	0
Total	0	0	0	0
FTE	0.00	0.00	0.00	0.00

Est. Fringe	0	0	0	0
--------------------	---	---	---	---

Note: Fringes budgeted in House Bill 5 except for certain fringes budgeted directly to MoDOT, Highway Patrol, and Conservation.

Est. Fringe	0	0	0	0
--------------------	---	---	---	---

Note: Fringes budgeted in House Bill 5 except for certain fringes budgeted directly to MoDOT, Highway Patrol, and Conservation.

Other Funds: N/A

Other Funds: N/A

2. CORE DESCRIPTION

This item funds a state-only health care benefit for Blind Pension participants who do not qualify for Title XIX Medicaid.

3. PROGRAM LISTING (list programs included in this core funding)

Blind Pension Medical

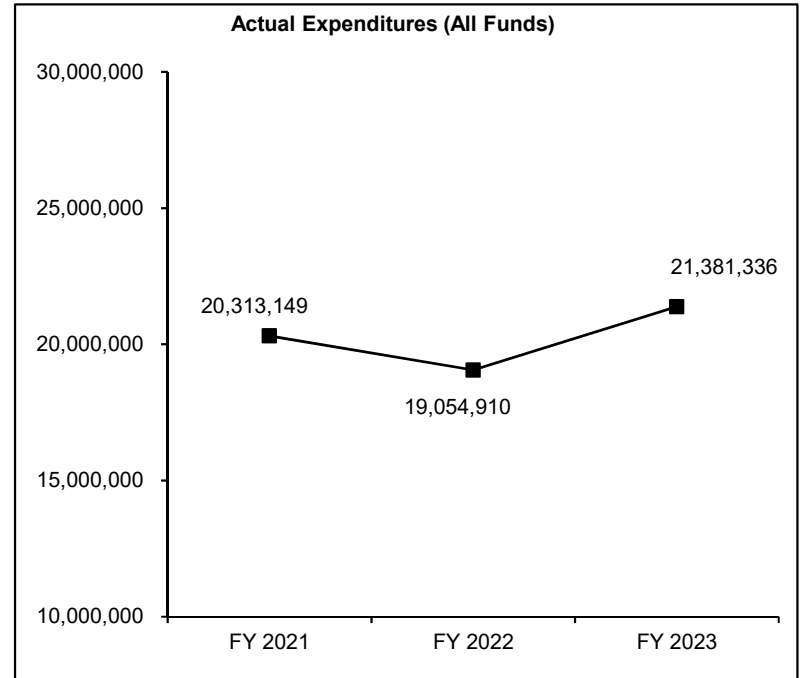
CORE DECISION ITEM

Department: Social Services
Division: MO HealthNet
Core: Blind Pension Medical

Budget Unit: 90573C
HB Section: 11.825

4. FINANCIAL HISTORY

	FY 2021 Actual	FY 2022 Actual	FY 2023 Actual	FY 2024 Current Yr.
Appropriation (All Funds)	20,974,410	20,197,254	21,991,693	21,278,866
Less Reverted (All Funds)	(638,232)	(632,918)	(609,357)	(638,366)
Less Restricted (All Funds)	0	0	0	0
Budget Authority (All Funds)	20,336,178	19,564,336	21,382,336	20,640,500
Actual Expenditures (All Funds)	20,313,149	19,054,910	21,381,336	N/A
Unexpended (All Funds)	23,029	509,426	0	N/A
Unexpended, by Fund:				
General Revenue	23,029	509,426	0	N/A
Federal	0	0	0	N/A
Other	0	0	0	N/A
	(1)	(2)	(3)	(4)



*Current Year restricted amount is as of 9/01/2023.

Reverted includes statutory reserve amounts (when applicable).

Restricted includes Governor's expenditure restrictions which remained at the end of the fiscal year.

NOTES:

- (1)** FY21 - Core reduction of \$1,541,139 (GR) due to estimated lapse. \$300,000 GR was used as flex to cover other program expenditures.
- (2)** FY22 - Core reduction of \$177,156 (GR) due to estimated lapse. \$900,000 GR was used as flex to cover other program expenditures.
- (3)** FY23 - \$1,273,157 flexed in and \$737,994 flex used to cover program expenditures.
- (4)** FY24 - New Decision Items funded for MHD CTC (\$858,468 GR), Pharmacy Specialty PMPM (\$84,516 GR), Pharmacy Non-Specialty PMPM (\$23,976 GR). Supplemental awarded for \$1,144,624.

CORE RECONCILIATION DETAIL

**DEPARTMENT OF SOCIAL SERVICES
BLIND PENSION MEDICAL BENEFITS**

5. CORE RECONCILIATION DETAIL

	Budget Class	FTE	GR	Federal	Other	Total	Explanation
TAFP AFTER VETOES							
	PD	0.00	21,278,866	0	0	21,278,866	
	Total	0.00	21,278,866	0	0	21,278,866	
DEPARTMENT CORE REQUEST							
	PD	0.00	21,278,866	0	0	21,278,866	
	Total	0.00	21,278,866	0	0	21,278,866	
GOVERNOR'S RECOMMENDED CORE							
	PD	0.00	21,278,866	0	0	21,278,866	
	Total	0.00	21,278,866	0	0	21,278,866	

DECISION ITEM SUMMARY

Budget Unit									
Decision Item	FY 2023	FY 2023	FY 2024	FY 2024	FY 2025	FY 2025	*****	*****	
Budget Object Summary	ACTUAL	ACTUAL	BUDGET	BUDGET	DEPT REQ	DEPT REQ	SECURED	SECURED	
Fund	DOLLAR	FTE	DOLLAR	FTE	DOLLAR	FTE	COLUMN	COLUMN	
BLIND PENSION MEDICAL BENEFITS									
CORE									
PROGRAM-SPECIFIC									
GENERAL REVENUE	21,381,336	0.00	21,278,866	0.00	21,278,866	0.00	0	0.00	
TOTAL - PD	21,381,336	0.00	21,278,866	0.00	21,278,866	0.00	0	0.00	
TOTAL	21,381,336	0.00	21,278,866	0.00	21,278,866	0.00	0	0.00	
Pharmacy Specialty PMPM - 1886013									
PROGRAM-SPECIFIC									
GENERAL REVENUE	0	0.00	0	0.00	51,330	0.00	0	0.00	
TOTAL - PD	0	0.00	0	0.00	51,330	0.00	0	0.00	
TOTAL	0	0.00	0	0.00	51,330	0.00	0	0.00	
Pharmacy Non-Specialty PMPM - 1886014									
PROGRAM-SPECIFIC									
GENERAL REVENUE	0	0.00	0	0.00	16,531	0.00	0	0.00	
TOTAL - PD	0	0.00	0	0.00	16,531	0.00	0	0.00	
TOTAL	0	0.00	0	0.00	16,531	0.00	0	0.00	
MHD CTC - 1886020									
PROGRAM-SPECIFIC									
GENERAL REVENUE	0	0.00	0	0.00	2,390,344	0.00	0	0.00	
TOTAL - PD	0	0.00	0	0.00	2,390,344	0.00	0	0.00	
TOTAL	0	0.00	0	0.00	2,390,344	0.00	0	0.00	
GRAND TOTAL	\$21,381,336	0.00	\$21,278,866	0.00	\$23,737,071	0.00	\$0	0.00	

FLEXIBILITY REQUEST FORM

BUDGET UNIT NUMBER: 90573C BUDGET UNIT NAME: Blind Pension Medical HOUSE BILL SECTION: 11.825	DEPARTMENT: Social Services DIVISION: MO HealthNet
--	---

1. Provide the amount by fund of personal service flexibility and the amount by fund of expense and equipment flexibility you are requesting in dollar and percentage terms and explain why the flexibility is needed. If flexibility is being requested among divisions, provide the amount by fund of flexibility you are requesting in dollar and percentage terms and explain why the flexibility is needed.

Department Request

10% flexibility is requested between sections 11.700 (Pharmacy and Clawback), 11.715 (Physician Related Prof), 11.716 (PACE), 11.720 (Dental), 11.725 (Premium Payments), 11.730 (Nursing Facilities and Home Health), 11.745 (Rehab Specialty Services and NEMT), 11.755 (Complex Rehab), 11.760 (Managed Care), 11.765 (MC Specialty Plan), 11.770 (Hospital Care), 11.795 (Health Homes), 11.810 (CHIP), 11.815 (SMHB), 11.825 (Blind).

2. Estimate how much flexibility will be used for the budget year. How much flexibility was used in the Prior Year Budget and the Current Year Budget? Please specify the amount.

PRIOR YEAR ACTUAL AMOUNT OF FLEXIBILITY USED	CURRENT YEAR ESTIMATED AMOUNT OF FLEXIBILITY THAT WILL BE USED	BUDGET REQUEST ESTIMATED AMOUNT OF FLEXIBILITY THAT WILL BE USED
\$737,994	DSS will flex up to 10% between sections.	Up to 10% flexibility will be used.

3. Please explain how flexibility was used in the prior and/or current years.

PRIOR YEAR EXPLAIN ACTUAL USE	CURRENT YEAR EXPLAIN PLANNED USE
To allow for program payments in Rehab and Specialty Services.	Flexibility allows for MHD to move authority between program sections to ensure bi-monthly payroll obligations are met and services continue to be provided without disruption or delay. Flex allows MHD to shift authority to sections where there is need.

DECISION ITEM DETAIL

Budget Unit	FY 2023	FY 2023	FY 2024	FY 2024	FY 2025	FY 2025	*****	*****
Decision Item	ACTUAL	ACTUAL	BUDGET	BUDGET	DEPT REQ	DEPT REQ	SECURED	SECURED
Budget Object Class	DOLLAR	FTE	DOLLAR	FTE	DOLLAR	FTE	COLUMN	COLUMN
BLIND PENSION MEDICAL BENEFITS								
CORE								
PROGRAM DISTRIBUTIONS	21,381,336	0.00	21,278,866	0.00	21,278,866	0.00	0	0.00
TOTAL - PD	21,381,336	0.00	21,278,866	0.00	21,278,866	0.00	0	0.00
GRAND TOTAL	\$21,381,336	0.00	\$21,278,866	0.00	\$21,278,866	0.00	\$0	0.00
GENERAL REVENUE	\$21,381,336	0.00	\$21,278,866	0.00	\$21,278,866	0.00		0.00
FEDERAL FUNDS	\$0	0.00	\$0	0.00	\$0	0.00		0.00
OTHER FUNDS	\$0	0.00	\$0	0.00	\$0	0.00		0.00

PROGRAM DESCRIPTION

Department: Social Services

HB Section(s): 11.825

Program Name: Blind Pension Medical

Program is found in the following core budget(s): Blind Pension Medical

1a. What strategic priority does this program address?

Improve healthcare for blind participants

1b. What does this program do?

The Blind Pension Medical Program provides individuals with a state-only funded health care benefit package to accompany their monthly cash grant. The objectives of the program are to ensure proper health care for the general health and well-being of MO HealthNet participants, to ensure adequate supply of providers, and to increase preventive services for all MO HealthNet participants. Services provided under the Blind Pension Medical Program are reimbursed individually under the fee-for-service program and comprise .2% of the total MO HealthNet Division expenditures.

The Blind Pension Medical Program provides a state-only funded health care benefit for Blind Pension participants who do not qualify for Title XIX Medicaid. The Blind Pension benefit is provided for in law (ref. Missouri Constitution, Article III, Section 38 (b)) and includes the following eligibility requirements:

- Must be 18 years of age or older
- Has lived in MO at least 12 months, or has maintained residency in MO since becoming blind, whichever is the shorter time period, and intends to remain living in the state
- United States citizen or eligible non-citizen
- Has not given away, sold, or transferred real or personal property in order to be eligible for Blind Pension
- Effective 8/28/2018, is single, or married and living with spouse, and does not own real or personal property worth more than \$29,999
- Determined to be totally blind as defined by law (up to 5/200 or visual field of less than 5 degrees in the better eye)
- Willing to have a medical treatment or an operation to cure their blindness unless they are 75 years or older
- Is not a resident of a public, private, or endowed institution except a public medical institution
- Is found to be ineligible for Supplemental Aid to the Blind
- Is found ineligible to receive federal Supplemental Security Income benefits
- Effective 8/28/2018, does not have a valid drivers license in any state or territory
- Effective 8/28/2018, may not operate a motor vehicle
- Does not publicly solicit alms
- Is of good moral character
- Effective 8/28/2018, has no sighted spouse whose income is equal to or more than 500% of the Federal Poverty Level

PROGRAM DESCRIPTION

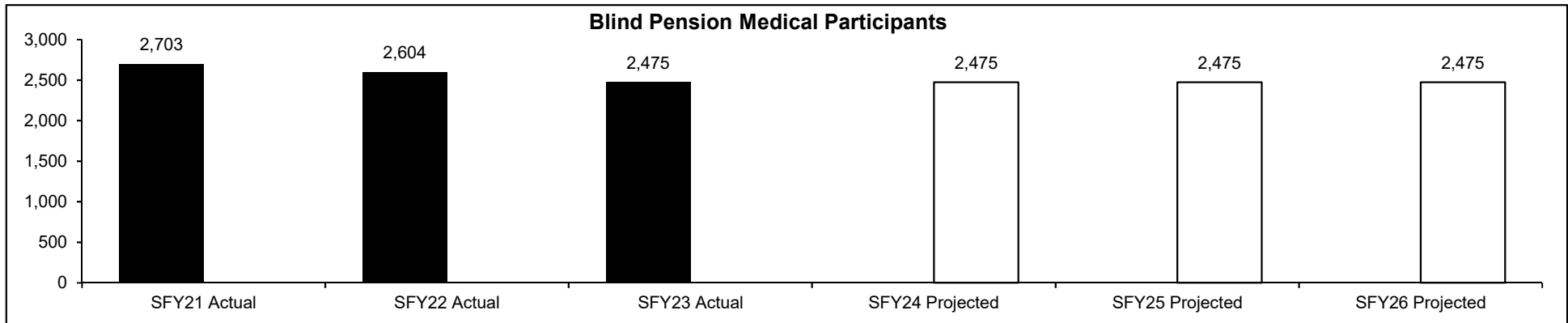
Department: Social Services

HB Section(s): 11.825

Program Name: Blind Pension Medical

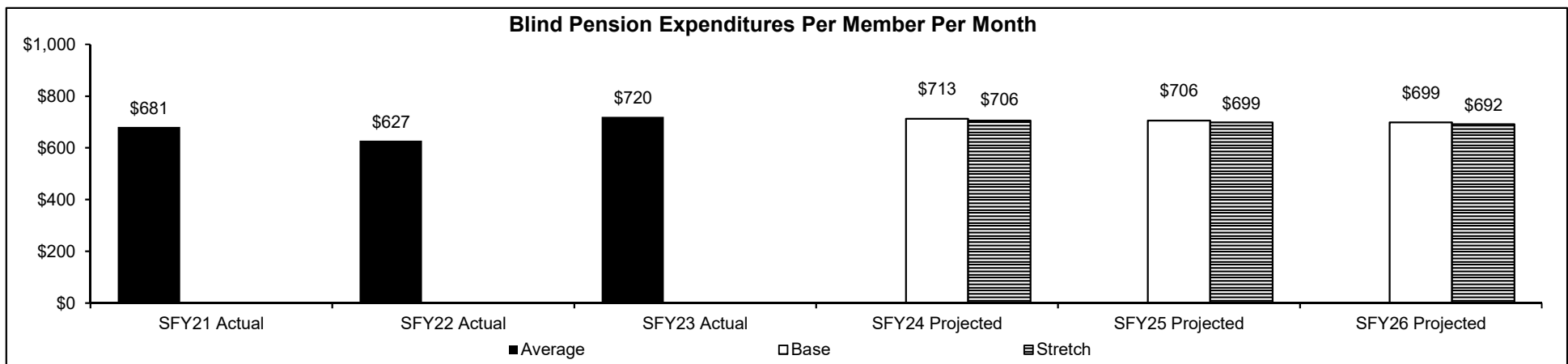
Program is found in the following core budget(s): Blind Pension Medical

2a. Provide an activity measure for the program.



Note: Decrease in enrollment is due to Blind Pension Medical participants being eligible under a different category and receiving MO HealthNet benefits under the Title XIV program.

2b. Provide a measure of the program's quality.



Note: MO HealthNet provides Medicaid coverage to blind pension medical participants when appropriate. The cost per member per month is found by taking the medical expenditures per member per year divided by the total number of months. Stretch amounts are decreasing due to participants being moved to Medicaid when appropriate.

PROGRAM DESCRIPTION

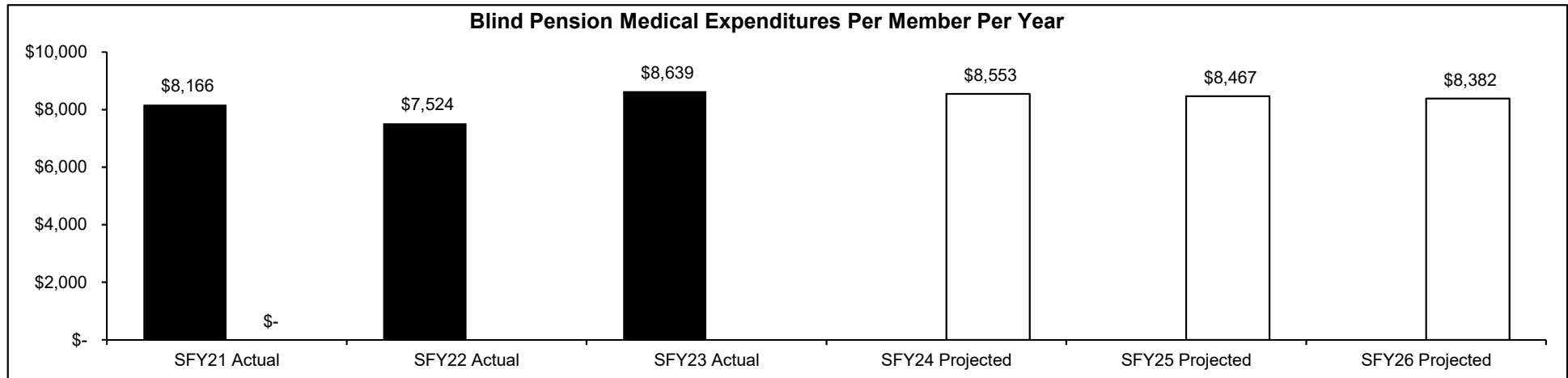
Department: Social Services

HB Section(s): 11.825

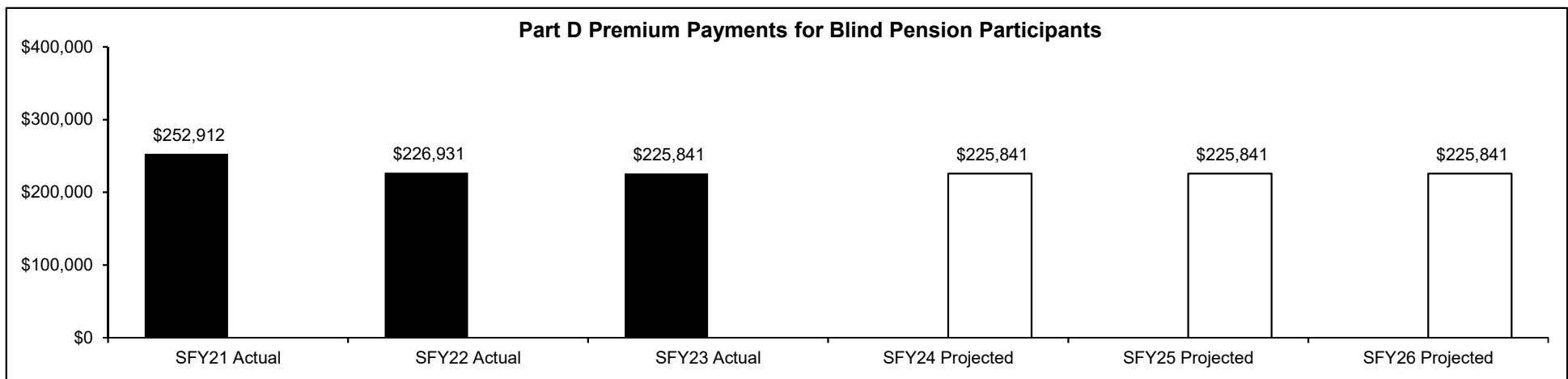
Program Name: Blind Pension Medical

Program is found in the following core budget(s): Blind Pension Medical

2c. Provide a measure of the program's impact.



2d. Provide a measure of the program's efficiency.



Note: For qualifying blind pension participants, MO HealthNet pays the Medicare Part D premium.

PROGRAM DESCRIPTION

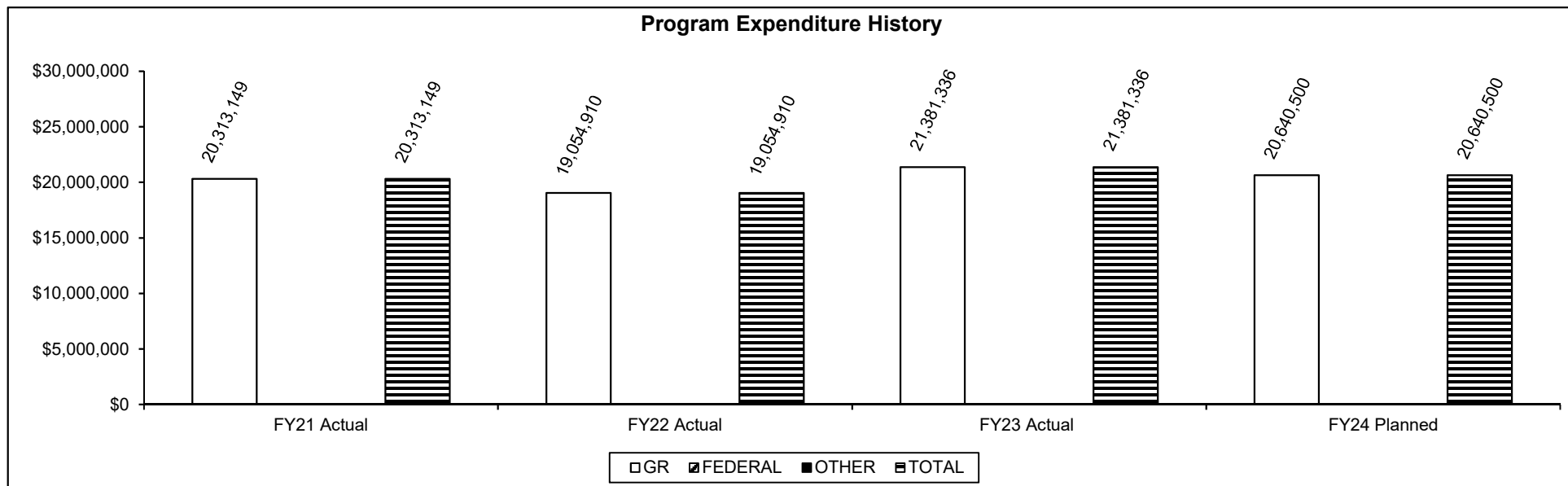
Department: Social Services

HB Section(s): 11.825

Program Name: Blind Pension Medical

Program is found in the following core budget(s): Blind Pension Medical

3. Provide actual expenditures for the prior three fiscal years; planned expenditures for the current fiscal year. (Note: Amounts do not include fringe benefit costs.)



Planned FY24 expenditures are net of reverted.

4. What are the sources of the "Other " funds?

N/A

5. What is the authorization for this program, i.e., federal or state statute, etc.? (Include the federal program number, if applicable.)

State statute: Sections 208.151 and 208.152, RSMo.

6. Are there federal matching requirements? If yes, please explain.

No.

7. Is this a federally mandated program? If yes, please explain.

No.

**Core – Adult
Expansion Group**

CORE DECISION ITEM

Department: Social Services
 Division: MO HealthNet
 Core: Adult Expansion Group

Budget Unit: 90603C
 HB Section: 11.830

1. CORE FINANCIAL SUMMARY

	FY 2025 Budget Request			
	GR	Federal	Other	Total
PS	0	0	0	0
EE	0	0	0	0
PSD	0	3,202,072,784	49,167,586	3,251,240,370
TRF	0	0	0	0
Total	0	3,202,072,784	49,167,586	3,251,240,370
FTE	0.00	0.00	0.00	0.00

	FY 2025 Governor's Recommendation			
	GR	Federal	Other	Total
PS	0	0	0	0
EE	0	0	0	0
PSD	0	0	0	0
TRF	0	0	0	0
Total	0	0	0	0
FTE	0.00	0.00	0.00	0.00

Est. Fringe	0	0	0	0
--------------------	---	---	---	---

Note: Fringes budgeted in House Bill 5 except for certain fringes budgeted directly to MoDOT, Highway Patrol, and Conservation.

Est. Fringe	0	0	0	0
--------------------	---	---	---	---

Note: Fringes budgeted in House Bill 5 except for certain fringes budgeted directly to MoDOT, Highway Patrol, and Conservation.

Other Funds:
 Federal Reimbursement Allowance Fund (FRA) (0142) - \$47,606,270
 Pharmacy Reimbursement Allowance Fund (0144) - \$673,946
 Nursing Facility Reimb Allowance Fund (NFRA) (0196) - \$322,103
 Ambulance Service Reimb Allowance Fund (0958) - \$565,267

Other Funds:

2. CORE DESCRIPTION

This funds the MO HealthNet Managed Care program known as the Adult Expansion Group (AEG) that provides health care services to the MO HealthNet Managed Care adult population, age 19 to 64 with income up to 138% of the Federal Poverty Level (FPL).

3. PROGRAM LISTING (list programs included in this core funding)

Adult Expansion Group

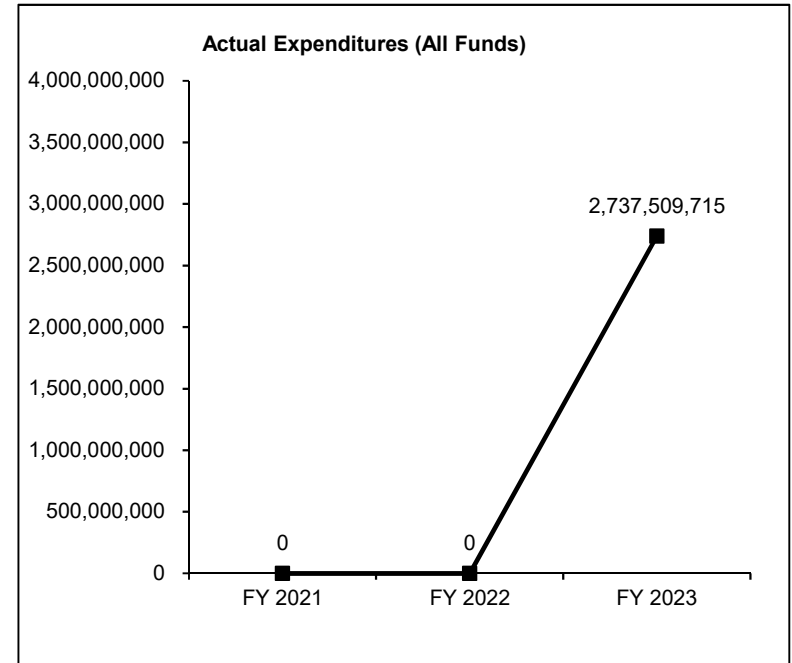
CORE DECISION ITEM

Department: Social Services
Division: MO HealthNet
Core: Adult Expansion Group

Budget Unit: 90603C
HB Section: 11.830

4. FINANCIAL HISTORY

	FY 2021 Actual	FY 2022 Actual	FY 2023 Actual	FY 2024 Current Yr.
Appropriation (All Funds)	0	0	2,920,334,331	3,451,974,278
Less Reverted (All Funds)	0	0	0	0
Less Restricted (All Funds)	0	0	0	0
Budget Authority (All Funds)	0	0	2,920,334,331	3,451,974,278
Actual Expenditures (All Funds)	0	0	2,737,509,715	N/A
Unexpended (All Funds)	0	0	182,824,616	N/A
Unexpended, by Fund:				
General Revenue	0	0	0	N/A
Federal	0	0	176,242,674	N/A
Other	0	0	6,581,942	N/A
			(1)	(2)



*Current Year restricted amount is as of 9/01/2023.

Reverted includes statutory reserve amounts (when applicable).

Restricted includes Governor's expenditure restrictions which remained at the end of the fiscal year.

NOTES:

(1) FY23 - Adult Expansion (HB 11.825) was established in FY23.

(2) FY24 - New Decision Items funded for MHD CTC (\$886,804,852 Fed; \$35,845,476 OTH), Managed Care Actuarial Increase (\$23,415,779 Fed), Pharmacy Specialty PMPM (\$8,359,024 Fed), Pharmacy Non-Specialty PMPM (\$2,371,292 Fed). Supplemental awarded for \$425,156,476.

CORE RECONCILIATION DETAIL

**DEPARTMENT OF SOCIAL SERVICES
ADULT EXPANSION GROUP (AEG)**

5. CORE RECONCILIATION DETAIL

		Budget Class	FTE	GR	Federal	Other	Total	Explanation
TAFP AFTER VETOES								
		PD	0.00		0 3,402,806,692	49,167,586	3,451,974,278	
		Total	0.00		0 3,402,806,692	49,167,586	3,451,974,278	
DEPARTMENT CORE ADJUSTMENTS								
Core Reduction	1128 1991	PD	0.00		0 (178,578,117)		0 (178,578,117)	Core reduction due to estimated lapse.
Core Reduction	1128 1990	PD	0.00		0 (22,155,791)		0 (22,155,791)	Core reduction due to estimated lapse.
	NET DEPARTMENT CHANGES		0.00		0 (200,733,908)		0 (200,733,908)	
DEPARTMENT CORE REQUEST								
		PD	0.00		0 3,202,072,784	49,167,586	3,251,240,370	
		Total	0.00		0 3,202,072,784	49,167,586	3,251,240,370	
GOVERNOR'S RECOMMENDED CORE								
		PD	0.00		0 3,202,072,784	49,167,586	3,251,240,370	
		Total	0.00		0 3,202,072,784	49,167,586	3,251,240,370	

DECISION ITEM SUMMARY

Budget Unit									
Decision Item	FY 2023	FY 2023	FY 2024	FY 2024	FY 2025	FY 2025	*****	*****	
Budget Object Summary	ACTUAL	ACTUAL	BUDGET	BUDGET	DEPT REQ	DEPT REQ	SECURED	SECURED	
Fund	DOLLAR	FTE	DOLLAR	FTE	DOLLAR	FTE	COLUMN	COLUMN	
ADULT EXPANSION GROUP (AEG)									
CORE									
PROGRAM-SPECIFIC									
TITLE XIX ADULT EXPANSION FED	2,464,471,755	0.00	3,106,776,858	0.00	2,928,198,741	0.00	0	0.00	
FMAP ENHANCEMENT - EXPANSION	234,432,182	0.00	296,029,834	0.00	273,874,043	0.00	0	0.00	
FEDERAL REIMBURSEMENT ALLOWANCE	37,540,769	0.00	47,606,270	0.00	47,606,270	0.00	0	0.00	
PHARMACY REIMBURSEMENT ALLOWAN	719,427	0.00	673,946	0.00	673,946	0.00	0	0.00	
NURSING FACILITY FED REIM ALLW	317,220	0.00	322,103	0.00	322,103	0.00	0	0.00	
AMBULANCE SERVICE REIMB ALLOW	28,362	0.00	565,267	0.00	565,267	0.00	0	0.00	
TOTAL - PD	<u>2,737,509,715</u>	<u>0.00</u>	<u>3,451,974,278</u>	<u>0.00</u>	<u>3,251,240,370</u>	<u>0.00</u>	<u>0</u>	<u>0.00</u>	
TOTAL	2,737,509,715	0.00	3,451,974,278	0.00	3,251,240,370	0.00	0	0.00	
MC Actuarial - 1886009									
PROGRAM-SPECIFIC									
TITLE XIX ADULT EXPANSION FED	0	0.00	0	0.00	6,661,139	0.00	0	0.00	
FMAP ENHANCEMENT - EXPANSION	0	0.00	0	0.00	740,126	0.00	0	0.00	
TOTAL - PD	<u>0</u>	<u>0.00</u>	<u>0</u>	<u>0.00</u>	<u>7,401,265</u>	<u>0.00</u>	<u>0</u>	<u>0.00</u>	
TOTAL	0	0.00	0	0.00	7,401,265	0.00	0	0.00	
Pharmacy Specialty PMPM - 1886013									
PROGRAM-SPECIFIC									
TITLE XIX ADULT EXPANSION FED	0	0.00	0	0.00	2,162,836	0.00	0	0.00	
FMAP ENHANCEMENT - EXPANSION	0	0.00	0	0.00	240,315	0.00	0	0.00	
TOTAL - PD	<u>0</u>	<u>0.00</u>	<u>0</u>	<u>0.00</u>	<u>2,403,151</u>	<u>0.00</u>	<u>0</u>	<u>0.00</u>	
TOTAL	0	0.00	0	0.00	2,403,151	0.00	0	0.00	
Pharmacy Non-Specialty PMPM - 1886014									
PROGRAM-SPECIFIC									
TITLE XIX ADULT EXPANSION FED	0	0.00	0	0.00	696,562	0.00	0	0.00	
FMAP ENHANCEMENT - EXPANSION	0	0.00	0	0.00	77,396	0.00	0	0.00	
TOTAL - PD	<u>0</u>	<u>0.00</u>	<u>0</u>	<u>0.00</u>	<u>773,958</u>	<u>0.00</u>	<u>0</u>	<u>0.00</u>	
TOTAL	0	0.00	0	0.00	773,958	0.00	0	0.00	

9/15/23 8:29

im_disummary

DECISION ITEM SUMMARY

Budget Unit									
Decision Item	FY 2023	FY 2023	FY 2024	FY 2024	FY 2025	FY 2025	*****	*****	
Budget Object Summary	ACTUAL	ACTUAL	BUDGET	BUDGET	DEPT REQ	DEPT REQ	SECURED	SECURED	
Fund	DOLLAR	FTE	DOLLAR	FTE	DOLLAR	FTE	COLUMN	COLUMN	
ADULT EXPANSION GROUP (AEG)									
MO MAPS (MHD CTC) - 1886015									
PROGRAM-SPECIFIC									
TITLE XIX ADULT EXPANSION FED	0	0.00	0	0.00	14,727,678	0.00	0	0.00	
INTERGOVERNMENTAL TRANSFER	0	0.00	0	0.00	1,636,409	0.00	0	0.00	
TOTAL - PD	0	0.00	0	0.00	16,364,087	0.00	0	0.00	
TOTAL	0	0.00	0	0.00	16,364,087	0.00	0	0.00	
IGT DMH Increase (CTC) - 1886018									
PROGRAM-SPECIFIC									
TITLE XIX ADULT EXPANSION FED	0	0.00	0	0.00	117,085,497	0.00	0	0.00	
INTERGOVERNMENTAL TRANSFER	0	0.00	0	0.00	13,009,500	0.00	0	0.00	
TOTAL - PD	0	0.00	0	0.00	130,094,997	0.00	0	0.00	
TOTAL	0	0.00	0	0.00	130,094,997	0.00	0	0.00	
MHD CTC - 1886020									
PROGRAM-SPECIFIC									
PHARMACY REIMBURSEMENT ALLOWAN	0	0.00	0	0.00	404,071	0.00	0	0.00	
NURSING FACILITY FED REIM ALLW	0	0.00	0	0.00	267,821	0.00	0	0.00	
AMBULANCE SERVICE REIMB ALLOW	0	0.00	0	0.00	97,275	0.00	0	0.00	
TOTAL - PD	0	0.00	0	0.00	769,167	0.00	0	0.00	
TOTAL	0	0.00	0	0.00	769,167	0.00	0	0.00	
GRAND TOTAL	\$2,737,509,715	0.00	\$3,451,974,278	0.00	\$3,409,046,995	0.00	\$0	0.00	

DECISION ITEM DETAIL

Budget Unit	FY 2023	FY 2023	FY 2024	FY 2024	FY 2025	FY 2025	*****	*****
Decision Item	ACTUAL	ACTUAL	BUDGET	BUDGET	DEPT REQ	DEPT REQ	SECURED	SECURED
Budget Object Class	DOLLAR	FTE	DOLLAR	FTE	DOLLAR	FTE	COLUMN	COLUMN
ADULT EXPANSION GROUP (AEG)								
CORE								
PROGRAM DISTRIBUTIONS	2,737,509,715	0.00	3,451,974,278	0.00	3,251,240,370	0.00	0	0.00
TOTAL - PD	2,737,509,715	0.00	3,451,974,278	0.00	3,251,240,370	0.00	0	0.00
GRAND TOTAL	\$2,737,509,715	0.00	\$3,451,974,278	0.00	\$3,251,240,370	0.00	\$0	0.00
GENERAL REVENUE	\$0	0.00	\$0	0.00	\$0	0.00		0.00
FEDERAL FUNDS	\$2,698,903,937	0.00	\$3,402,806,692	0.00	\$3,202,072,784	0.00		0.00
OTHER FUNDS	\$38,605,778	0.00	\$49,167,586	0.00	\$49,167,586	0.00		0.00

PROGRAM DESCRIPTION

Department: Social Services

HB Section(s):

11.830

Program Name: Adult Expansion Group

Program is found in the following core budget(s): Adult Expansion Group

1a. What strategic priority does this program address?

Ensuring health, safe, and productive lives for MO HealthNet participants.

1b. What does this program do?

On August 4, 2020, a state constitutional amendment (Article IV, Section 36c) was approved by voters to allow for the expansion of Medicaid eligibility to include adults, age 19 to 64 with income up to 138% of the Federal Poverty Level (FPL), effective July 1, 2021. This population is known as the Adult Expansion Group (AEG).

Eligibility Requirements are:

- Adults age 19-64
- Family income at or below 138% of the FPL
- Not entitled to or enrolled in Medicare Part A or B
- Not receiving Supplemental Security Income (SSI)
- Does not qualify for any other MO HealthNet coverage

The program provides eligible adults a benefit package of essential, medically necessary health services including primary care, preventive care, and emergency services to improve comprehensive health coverage for adults.

AEG participants are mandatorily enrolled in MO HealthNet Managed Care (starting October 1st, 2021) but may opt out and receive their services through fee-for-service when certain criteria is met. AEG expenditures are matched at 90% through Title XIX federal funds. Manage Care organizations receive a monthly capitation payment to cover medical cost of the AEG participants. Carved out services (i.e. pharmacy, mental health services) for the AEG population are paid on a fee-for-service basis and also earn the 90% federal match.

PROGRAM DESCRIPTION

Department: Social Services

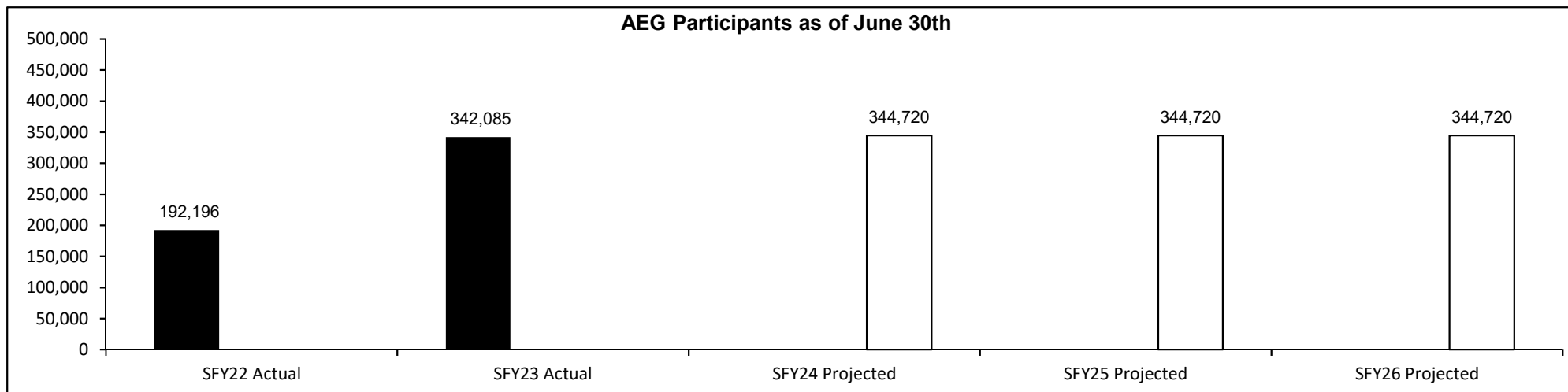
HB Section(s):

11.830

Program Name: Adult Expansion Group

Program is found in the following core budget(s): Adult Expansion Group

2a. Provide an activity measure(s) for the program.



NOTE: Managed Care enrollment for this program began in October 2021; however, due to the eligibility criteria modifications during the Public Health Emergency (PHE), there are participants covered under alternative MHD programs that may become eligible for AEG. MHD has projected enrollment to adjust by the end of SFY24 due to these changes.

2b. Provide a measure(s) of the program's quality.

This is a new program, and MHD will have updated measures once a full year of data is available. This measure will evaluate the percentage of members, 18–85 years of age, who had a diagnosis of hypertension (HTN) and whose blood pressure (BP) was adequately controlled (<140/90 mm Hg) during the measurement year.

2c. Provide a measure(s) of the program's impact.

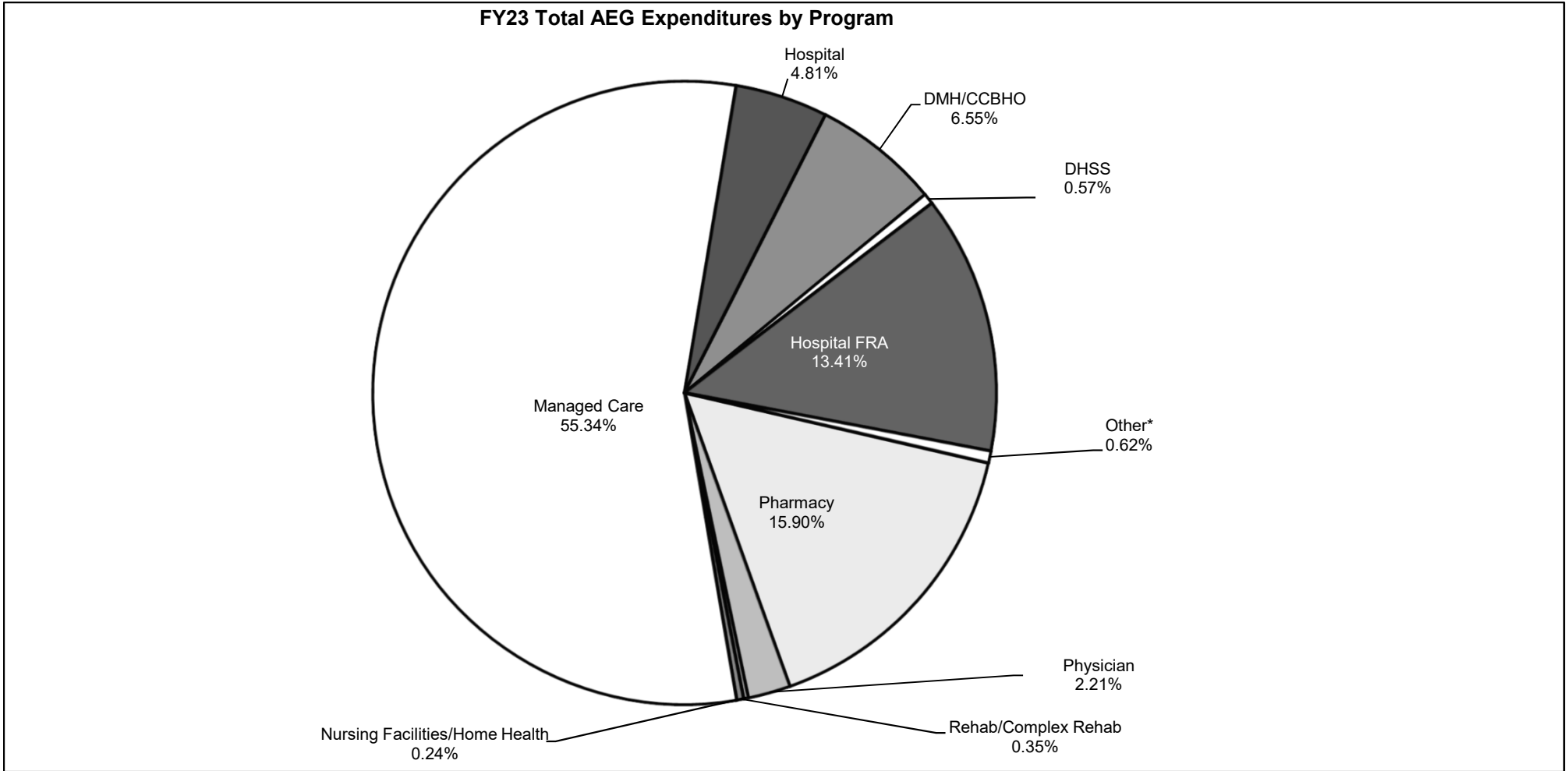
This is a new program, and MHD will have updated measures once a full year of data is available. This measure will evaluate Follow-Up After Emergency Department Visit for Mental Illness (FUM). This percentage is based on emergency department visits for members 19-64 years of age, with a principal diagnosis of mental illness or intentional self-harm, who had a follow-up visit for mental illness within 7 and 30 days.

PROGRAM DESCRIPTION

Department: Social Services
Program Name: Adult Expansion Group
Program is found in the following core budget(s): Adult Expansion Group

HB Section(s): 11.830

2d. Provide a measure(s) of the program's efficiency.



*Other includes: PACE, Dental, NEMT, Health Homes, DESE, Pharmacy FRA, Nursing Facilities FRA, Ambulance Services FRA

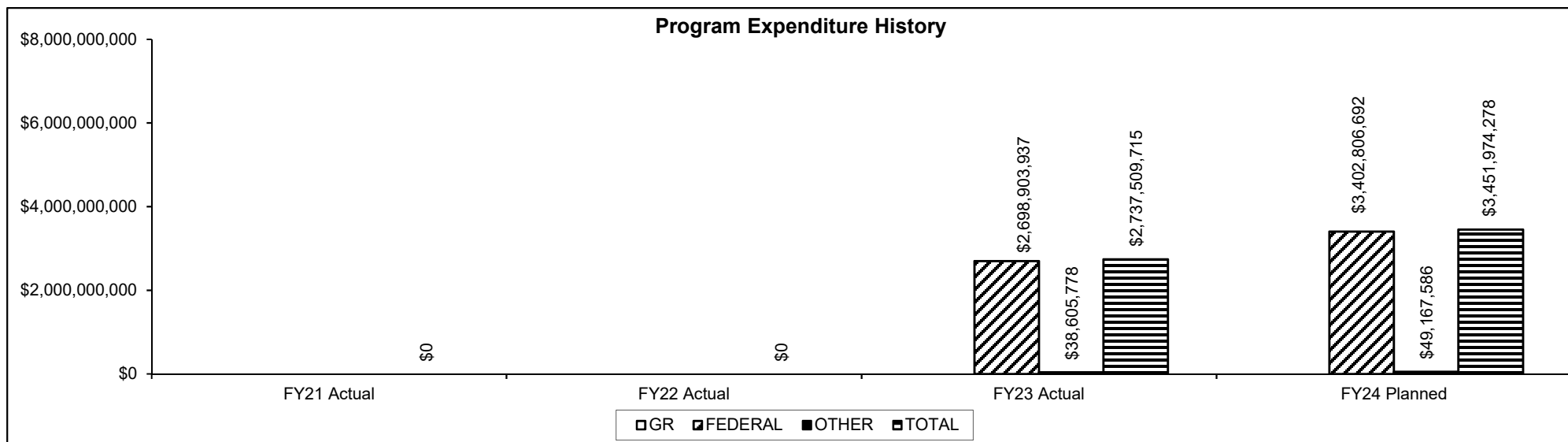
PROGRAM DESCRIPTION

Department: Social Services
 Program Name: Adult Expansion Group

HB Section(s): 11.830

Program is found in the following core budget(s): Adult Expansion Group

3. Provide actual expenditures for the prior three fiscal years and planned expenditures for the current fiscal year. (Note: Amounts do not include fringe benefit costs.)



HB 11.830 was established in FY2023. In FY2022 AEG expenditures were paid from their corresponding HB sections. The state share of AEG payments are paid from the FMAP Enhancement – Expansion Fund which is classified as a federal fund. The revenue source for the fund is from temporary enhanced federal earnings from expanding Medicaid.

4. What are the sources of the "Other " funds?

Federal Reimbursement Allowance Fund (0142), Pharmacy Reimbursement Allowance Fund (0144), Nursing Facility Reimbursement Allowance Fund (0196), and Ambulance Service Reimbursement Fund (0958)

5. What is the authorization for this program, i.e., federal or state statute, etc.? (Include the federal program number, if applicable.)

Section 36c of Article IV of the Missouri Constitution

6. Are there federal matching requirements? If yes, please explain.

Expenditures earn a 90% federal match and require a 10% state share.

7. Is this a federally mandated program? If yes, please explain.

No.

**NDI – MO Medicaid
Access to Physician
Services (MO MAPS)**

Department: Social Services
 Division: MO HealthNet
 DI Name: MO MAPS CTC DI# 1866015

Budget Unit: 90603C
 HB Section: 11.830

1. AMOUNT OF REQUEST

	FY 2025 Budget Request			
	GR	Federal	Other	Total
PS	0	0	0	0
EE	0	0	0	0
PSD	0	14,727,678	1,636,409	16,364,087
TRF	0	0	0	0
Total	0	14,727,678	1,636,409	16,364,087
FTE	0.00	0.00	0.00	0.00

	FY 2025 Governor's Recommendation			
	GR	Federal	Other	Total
PS	0	0	0	0
EE	0	0	0	0
PSD	0	0	0	0
TRF	0	0	0	0
Total	0	0	0	0
FTE	0.00	0.00	0.00	0.00

Est. Fringe	0	0	0	0
<i>Note: Fringes budgeted in House Bill 5 except for certain fringes budgeted directly to MoDOT, Highway Patrol, and Conservation.</i>				

Est. Fringe	0	0	0	0
<i>Note: Fringes budgeted in House Bill 5 except for certain fringes budgeted directly to MoDOT, Highway Patrol, and Conservation.</i>				

Other Funds: Social Services Intergovernmental Transfer Fund (0139)
 Non-Counts: N/A

Other Funds: Social Services Intergovernmental Transfer Fund (0139)
 Non-Counts: N/A

2. THIS REQUEST CAN BE CATEGORIZED AS:

<input type="checkbox"/> New Legislation	<input type="checkbox"/> New Program	<input type="checkbox"/> Fund Switch
<input type="checkbox"/> Federal Mandate	<input type="checkbox"/> Program Expansion	<input checked="" type="checkbox"/> Cost to Continue
<input type="checkbox"/> GR Pick-Up	<input type="checkbox"/> Space Request	<input type="checkbox"/> Equipment Replacement
<input type="checkbox"/> Pay Plan	<input checked="" type="checkbox"/> Other: <u>New appropriation requested within existing program</u>	

Department: Social Services
Division: MO HealthNet
DI Name: MO MAPS CTC **DI# 1866015**

Budget Unit: 90603C
HB Section: 11.830

3. WHY IS THIS FUNDING NEEDED? PROVIDE AN EXPLANATION FOR ITEMS CHECKED IN #2. INCLUDE THE FEDERAL OR STATE STATUTORY OR CONSTITUTIONAL AUTHORIZATION FOR THIS PROGRAM.

Beginning in SFY 2024, the MO HealthNet Division (MHD) is initiating Missouri Medicaid Access to Physician Services (MO MAPS) payments within the Adult Expansion Group (AEG). These payments will be paid for by using the AEG appropriations. Therefore, new appropriations will need to be created within the AEG program section to establish a Department of Social Services Intergovernmental Transfer (IGT) Fund and a Title XIX-Federal and Other Fund to pay for these AEG funded MO MAPS payments.

Funds are needed for the Missouri Medicaid Access to Physician Services (MO MAPS) Program to provide supplemental payments to the State’s essential Medicaid providers—the University of Missouri Health System (MU Health), University Health, and University Health Physicians. The goal is to increase access to primary and specialty care services for MO HealthNet Managed Care members while minimizing the administrative burden on the health plans, providers, and MO HealthNet. This CMS-approved payment methodology is consistent with 42 CFR 438.6(c) and was designed with technical assistance from CMS. Authorization is provided in House Bill 3011 from the 101st General Assembly.

The MO MAPS Program is a payment arrangement intended to supplement, not supplant, the base managed care rates negotiated between health plans and providers. The MO MAPS Program will operate as a pool, in which a set dollar amount is established before the start of the fiscal year that MO HealthNet will distribute to the health plans. Health plans use the pool to increase reimbursement to providers based on utilization and the reimbursement is distributed according to predetermined criteria memorialized in agreements between them and the providers.

4. DESCRIBE THE DETAILED ASSUMPTIONS USED TO DERIVE THE SPECIFIC REQUESTED AMOUNT. (How did you determine that the requested number of FTE were appropriate? From what source or standard did you derive the requested levels of funding? Were alternatives such as outsourcing or automation considered? If based on new legislation, does request tie to TAFP fiscal note? If not, explain why. Detail which portions of the request are one-times and how those amounts were calculated.)

The Department estimates that the total dollar amount for this state directed payment for SFY 2025 will be \$68,300,368 of which \$16,364,087 is projected for the Adult Expansion Group (AEG) population. The Department requests this authority in the AEG section with the associated 90% FMAP. The non-AEG projection is \$51,936,281 and no increase in authority is needed for this portion.

Department Request:

	AEG Section		
	Federal	IGT	Total
FY 2025 Need	\$ 14,727,678	\$ 1,636,409	\$ 16,364,087
Total	\$ 14,727,678	\$ 1,636,409	\$ 16,364,087

FMAP	90.00%
-------------	---------------

Department: Social Services
Division: MO HealthNet
DI Name: MO MAPS CTC

DI# 1866015

Budget Unit: 90603C

HB Section: 11.830

5. BREAK DOWN THE REQUEST BY BUDGET OBJECT CLASS, JOB CLASS, AND FUND SOURCE. IDENTIFY ONE-TIME COSTS.

Budget Object Class/Job Class	Dept Req GR DOLLARS	Dept Req GR FTE	Dept Req FED DOLLARS	Dept Req FED FTE	Dept Req OTHER DOLLARS	Dept Req OTHER FTE	Dept Req TOTAL DOLLARS	Dept Req TOTAL FTE	Dept Req One-Time DOLLARS
800 - Program Distributions			14,727,678		1,636,409		16,364,087		
Total PSD	0		14,727,678		1,636,409		16,364,087		0
Grand Total	0	0.0	14,727,678	0.0	1,636,409	0.0	16,364,087	0.0	0

6. PERFORMANCE MEASURES (If new decision item has an associated core, separately identify projected performance with & without additional funding.)

6a. Provide an activity measure(s) for the program.

Please see the Managed Care core section for performance measures.

6c. Provide a measure(s) of the program's impact.

Please see the Managed Care core section for performance measures.

6b. Provide a measure(s) of the program's quality.

Please see the Managed Care core section for performance measures.

6d. Provide a measure(s) of the program's efficiency.

Please see the Managed Care core section for performance measures.

7. STRATEGIES TO ACHIEVE THE PERFORMANCE MEASUREMENT TARGETS:

N/A

DECISION ITEM DETAIL

Budget Unit	FY 2023	FY 2023	FY 2024	FY 2024	FY 2025	FY 2025	*****	*****
Decision Item	ACTUAL	ACTUAL	BUDGET	BUDGET	DEPT REQ	DEPT REQ	SECURED	SECURED
Budget Object Class	DOLLAR	FTE	DOLLAR	FTE	DOLLAR	FTE	COLUMN	COLUMN
ADULT EXPANSION GROUP (AEG)								
MO MAPS (MHD CTC) - 1886015								
PROGRAM DISTRIBUTIONS	0	0.00	0	0.00	16,364,087	0.00	0	0.00
TOTAL - PD	0	0.00	0	0.00	16,364,087	0.00	0	0.00
GRAND TOTAL	\$0	0.00	\$0	0.00	\$16,364,087	0.00	\$0	0.00
GENERAL REVENUE	\$0	0.00	\$0	0.00	\$0	0.00		0.00
FEDERAL FUNDS	\$0	0.00	\$0	0.00	\$14,727,678	0.00		0.00
OTHER FUNDS	\$0	0.00	\$0	0.00	\$1,636,409	0.00		0.00

NDI - AEG IGT DMH

NEW DECISION ITEM

Department: Social Services
Division: MO HealthNet
DI Name: AEG IGT DMH **DI# 1886018**

Budget Unit: 90603C
HB Section: 11.830

1. AMOUNT OF REQUEST

	FY 2025 Budget Request			
	GR	Federal	Other	Total
PS	0	0	0	0
EE	0	0	0	0
PSD	0	117,085,497	13,009,500	130,094,997
TRF	0	0	0	0
Total	0	117,085,497	13,009,500	130,094,997

FTE 0.00 0.00 0.00 0.00

Est. Fringe	0	0	0	0
<i>Note: Fringes budgeted in House Bill 5 except for certain fringes budgeted directly to MoDOT, Highway Patrol, and Conservation.</i>				

Other Funds: Social Services Intergovernmental Transfer Fund (0139)
 Non-Counts: Social Services Intergovernmental Transfer Fund (0139)
 Title XIX-Federal and Other (0163)

	FY 2025 Governor's Recommendation			
	GR	Federal	Other	Total
PS	0	0	0	0
EE	0	0	0	0
PSD	0	0	0	0
TRF	0	0	0	0
Total	0	0	0	0

FTE 0.00 0.00 0.00 0.00

Est. Fringe	0	0	0	0
<i>Note: Fringes budgeted in House Bill 5 except for certain fringes budgeted directly to MoDOT, Highway Patrol, and Conservation.</i>				

Other Funds: N/A
 Non-Counts: N/A

2. THIS REQUEST CAN BE CATEGORIZED AS:

<input type="checkbox"/> New Legislation	<input type="checkbox"/> New Program	<input type="checkbox"/> Fund Switch
<input type="checkbox"/> Federal Mandate	<input type="checkbox"/> Program Expansion	<input checked="" type="checkbox"/> Cost to Continue
<input type="checkbox"/> GR Pick-Up	<input type="checkbox"/> Space Request	<input type="checkbox"/> Equipment Replacement
<input type="checkbox"/> Pay Plan	<input checked="" type="checkbox"/> Other: <u>New appropriation requested within existing program</u>	

NEW DECISION ITEM

Department: Social Services
Division: MO HealthNet
DI Name: AEG IGT DMH **DI# 1886018**

Budget Unit: 90603C
HB Section: 11.830

3. WHY IS THIS FUNDING NEEDED? PROVIDE AN EXPLANATION FOR ITEMS CHECKED IN #2. INCLUDE THE FEDERAL OR STATE STATUTORY OR CONSTITUTIONAL AUTHORIZATION FOR THIS PROGRAM.

This program provides payments for Community Psychiatric Rehabilitation (CPR), Comprehensive Substance Treatment and Rehabilitation (CSTAR), behavioral health Targeted Case Management (TCM) and Certified Community Behavioral Health Organizations (CCBHO). The Department of Mental Health (DMH) utilizes an intergovernmental transfer (IGT) reimbursement methodology, where DMH serves as a provider of Medicaid services to the Department of Social Services for CSTAR, CPR, TCM and CCBHC services. The state match is provided using an IGT.

Federal Medicaid regulation (42 CFR 433.51) allows state and local governmental units (including public providers) to transfer to the Medicaid agency the non-federal share of Medicaid payments. The amounts transferred are used as the state match to earn federal Medicaid funds. These transfers are called intergovernmental transfers (IGTs). This funding maximizes eligible costs for federal Medicaid funds, utilizing current state and local funding sources as match for services.

MHD is requesting to create two new non-count appropriations within the Adult Expansion Group (AEG) program section related to AEG DMH transfers.

4. DESCRIBE THE DETAILED ASSUMPTIONS USED TO DERIVE THE SPECIFIC REQUESTED AMOUNT. (How did you determine that the requested number of FTE were appropriate? From what source or standard did you derive the requested levels of funding? Were alternatives such as outsourcing or automation considered? If based on new legislation, does request tie to TAFP fiscal note? If not, explain why. Detail which portions of the request are one-times and how those amounts were calculated.)

MHD estimates that the total dollar amount for these AEG DMH claims for SFY 2025 will be \$130,094,997. MHD requests this authority in the AEG section with the associated 90% FMAP.

AEG Section 11.830				
	Federal	IGT	Total	
FY 2025 Need	\$ 117,085,497	\$ 13,009,500	\$	130,094,997
Supplemental Request	\$ 117,085,497	\$ 13,009,500	\$	130,094,997

FMAP 90%

NEW DECISION ITEM

Department: Social Services
Division: MO HealthNet
DI Name: AEG IGT DMH **DI# 1886018**

Budget Unit: 90603C
HB Section: 11.830

5. BREAK DOWN THE REQUEST BY BUDGET OBJECT CLASS, JOB CLASS, AND FUND SOURCE. IDENTIFY ONE-TIME COSTS.

Budget Object Class/Job Class	Dept Req GR DOLLARS	Dept Req GR FTE	Dept Req FED DOLLARS	Dept Req FED FTE	Dept Req OTHER DOLLARS	Dept Req OTHER FTE	Dept Req TOTAL DOLLARS	Dept Req TOTAL FTE	Dept Req One-Time DOLLARS
800 - Program Distributions			117,085,497		13,009,500		130,094,997		
Total PSD	0		117,085,497		13,009,500		130,094,997		0
Grand Total	0	0.0	117,085,497	0.0	13,009,500	0.0	130,094,997	0.0	0

6. PERFORMANCE MEASURES (If new decision item has an associated core, separately identify projected performance with & without additional funding.)

6a. Provide an activity measure(s) for the program.

N/A

6b. Provide a measure(s) of the program's quality.

N/A

6c. Provide a measure(s) of the program's impact.

N/A

6d. Provide a measure(s) of the program's efficiency.

N/A

7. STRATEGIES TO ACHIEVE THE PERFORMANCE MEASUREMENT TARGETS:

N/A

DECISION ITEM DETAIL

Budget Unit	FY 2023	FY 2023	FY 2024	FY 2024	FY 2025	FY 2025	*****	*****
Decision Item	ACTUAL	ACTUAL	BUDGET	BUDGET	DEPT REQ	DEPT REQ	SECURED	SECURED
Budget Object Class	DOLLAR	FTE	DOLLAR	FTE	DOLLAR	FTE	COLUMN	COLUMN
ADULT EXPANSION GROUP (AEG)								
IGT DMH Increase (CTC) - 1886018								
PROGRAM DISTRIBUTIONS	0	0.00	0	0.00	130,094,997	0.00	0	0.00
TOTAL - PD	0	0.00	0	0.00	130,094,997	0.00	0	0.00
GRAND TOTAL	\$0	0.00	\$0	0.00	\$130,094,997	0.00	\$0	0.00
GENERAL REVENUE	\$0	0.00	\$0	0.00	\$0	0.00		0.00
FEDERAL FUNDS	\$0	0.00	\$0	0.00	\$117,085,497	0.00		0.00
OTHER FUNDS	\$0	0.00	\$0	0.00	\$13,009,500	0.00		0.00

**Core – IGT DMH
Medicaid Program**

CORE DECISION ITEM

Department: Social Services
 Division: MO HealthNet
 Core: IGT DMH Medicaid Program

Budget Unit: 90572C

HB Section: 11.855

1. CORE FINANCIAL SUMMARY

	FY 2025 Budget Request			
	GR	Federal	Other	Total
PS	0	0	0	0
EE	0	0	0	0
PSD	0	500,077,646	207,740,879	707,818,525
TRF	0	0	0	0
Total	0	500,077,646	207,740,879	707,818,525
FTE	0.00	0.00	0.00	0.00

	FY 2025 Governor's Recommendation			
	GR	Federal	Other	Total
PS	0	0	0	0
EE	0	0	0	0
PSD	0	0	0	0
TRF	0	0	0	0
Total	0	0	0	0
FTE	0.00	0.00	0.00	0.00

Est. Fringe	0	0	0	0
--------------------	---	---	---	---

Note: Fringes budgeted in House Bill 5 except for certain fringes budgeted directly to MoDOT, Highway Patrol, and Conservation.

Est. Fringe	0	0	0	0
--------------------	---	---	---	---

Note: Fringes budgeted in House Bill 5 except for certain fringes budgeted directly to MoDOT, Highway Patrol, and Conservation.

Other Funds: DSS Intergovernmental Transfer Fund (0139) - \$207,740,879

Other Funds: DSS Intergovernmental Transfer Fund (0139) - \$207,740,879

2. CORE DESCRIPTION

The item funds payments for MO HealthNet participants and the uninsured through intergovernmental transfers for Community Psychiatric Rehabilitation (CPR) services, Comprehensive Substance Abuse Treatment and Rehabilitation (CSTAR) services, Targeted Case Management (TCM) for behavioral health services, and Certified Community Behavioral Health Organizations (CCBHO).

3. PROGRAM LISTING (list programs included in this core funding)

Intergovernmental transfers for DMH Medicaid Program.

CORE DECISION ITEM

Department: Social Services
Division: MO HealthNet
Core: IGT DMH Medicaid Program

Budget Unit: 90572C

HB Section: 11.855

4. FINANCIAL HISTORY

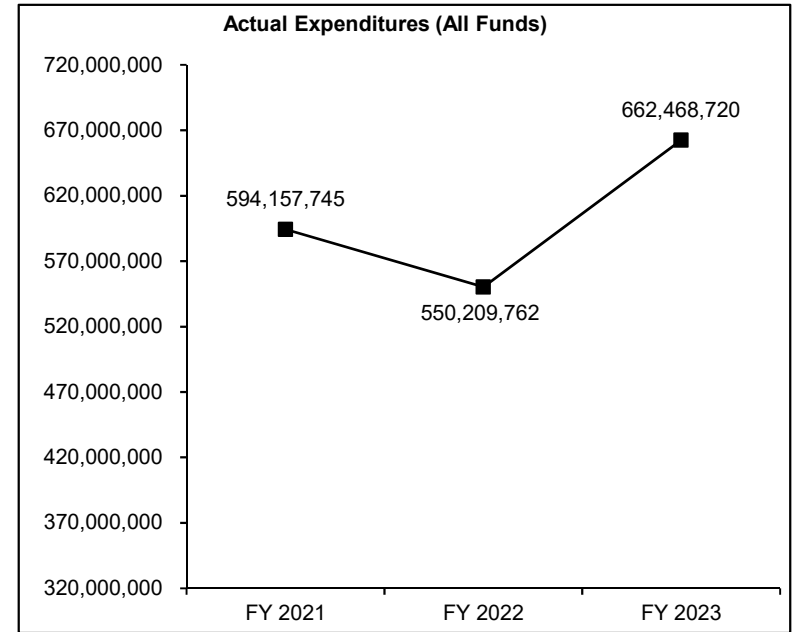
	FY 2021 Actual	FY 2022 Actual	FY 2023 Actual	FY 2024 Current Yr.
Appropriation (All Funds)	707,818,525	707,818,525	707,818,525	707,818,525
Less Reverted (All Funds)	0	0	0	0
Less Restricted (All Funds)	0	0	0	0
Budget Authority (All Funds)	707,818,525	707,818,525	707,818,525	707,818,525
Actual Expenditures (All Funds)	594,157,745	550,209,762	662,468,720	N/A
Unexpended (All Funds)	113,660,780	157,608,763	45,349,805	N/A
Unexpended, by Fund:				
General Revenue	0	0	0	N/A
Federal	64,794,229	93,311,808	0	N/A
Other	48,866,551	64,296,955	45,349,805	N/A

*Current Year restricted amount is as of 9/01/2023.

Reverted includes statutory reserve amounts (when applicable).

Restricted includes Governor's expenditure restrictions which remained at the end of the fiscal year.

NOTES:



CORE RECONCILIATION DETAIL

**DEPARTMENT OF SOCIAL SERVICES
IGT DMH MEDICAID PROGRAM**

5. CORE RECONCILIATION DETAIL

	Budget Class	FTE	GR	Federal	Other	Total	Explanation
TAFP AFTER VETOES							
	PD	0.00	0	500,077,646	207,740,879	707,818,525	
	Total	0.00	0	500,077,646	207,740,879	707,818,525	
DEPARTMENT CORE REQUEST							
	PD	0.00	0	500,077,646	207,740,879	707,818,525	
	Total	0.00	0	500,077,646	207,740,879	707,818,525	
GOVERNOR'S RECOMMENDED CORE							
	PD	0.00	0	500,077,646	207,740,879	707,818,525	
	Total	0.00	0	500,077,646	207,740,879	707,818,525	

DECISION ITEM SUMMARY

Budget Unit								
Decision Item	FY 2023	FY 2023	FY 2024	FY 2024	FY 2025	FY 2025	*****	*****
Budget Object Summary	ACTUAL	ACTUAL	BUDGET	BUDGET	DEPT REQ	DEPT REQ	SECURED	SECURED
Fund	DOLLAR	FTE	DOLLAR	FTE	DOLLAR	FTE	COLUMN	COLUMN
IGT DMH MEDICAID PROGRAM								
CORE								
PROGRAM-SPECIFIC								
TITLE XIX-FEDERAL AND OTHER	500,077,646	0.00	500,077,646	0.00	500,077,646	0.00	0	0.00
INTERGOVERNMENTAL TRANSFER	162,391,074	0.00	207,740,879	0.00	207,740,879	0.00	0	0.00
TOTAL - PD	662,468,720	0.00	707,818,525	0.00	707,818,525	0.00	0	0.00
TOTAL	662,468,720	0.00	707,818,525	0.00	707,818,525	0.00	0	0.00
GRAND TOTAL	\$662,468,720	0.00	\$707,818,525	0.00	\$707,818,525	0.00	\$0	0.00

DECISION ITEM DETAIL

Budget Unit	FY 2023	FY 2023	FY 2024	FY 2024	FY 2025	FY 2025	*****	*****
Decision Item	ACTUAL	ACTUAL	BUDGET	BUDGET	DEPT REQ	DEPT REQ	SECURED	SECURED
Budget Object Class	DOLLAR	FTE	DOLLAR	FTE	DOLLAR	FTE	COLUMN	COLUMN
IGT DMH MEDICAID PROGRAM								
CORE								
PROGRAM DISTRIBUTIONS	662,468,720	0.00	707,818,525	0.00	707,818,525	0.00	0	0.00
TOTAL - PD	662,468,720	0.00	707,818,525	0.00	707,818,525	0.00	0	0.00
GRAND TOTAL	\$662,468,720	0.00	\$707,818,525	0.00	\$707,818,525	0.00	\$0	0.00
GENERAL REVENUE	\$0	0.00	\$0	0.00	\$0	0.00		0.00
FEDERAL FUNDS	\$500,077,646	0.00	\$500,077,646	0.00	\$500,077,646	0.00		0.00
OTHER FUNDS	\$162,391,074	0.00	\$207,740,879	0.00	\$207,740,879	0.00		0.00

PROGRAM DESCRIPTION

Department: Social Services

HB Section(s): 11.855

Program Name: IGT DMH Medicaid Program

Program is found in the following core budget(s): IGT DMH Medicaid Program

1a. What strategic priority does this program address?

Support DMH Behavioral Health Programs

1b. What does this program do?

This program provides payments for Community Psychiatric Rehabilitation (CPR), Comprehensive Substance Treatment and Rehabilitation (CSTAR), behavioral health Targeted Case Management (TCM) and Certified Community Behavioral Health Organizations (CCBHO). The Department of Mental Health (DMH) utilizes an intergovernmental transfer (IGT) reimbursement methodology, where DMH serves as a provider of Medicaid services to the Department of Social Services for CSTAR, CPR, TCM and CCBHC services. The state match is provided using an IGT.

Federal Medicaid regulation (42 CFR 433.51) allows state and local governmental units (including public providers) to transfer to the Medicaid agency the non-federal share of Medicaid payments. The amounts transferred are used as the state match to earn federal Medicaid funds. These transfers are called intergovernmental transfers (IGTs). This funding maximizes eligible costs for federal Medicaid funds, utilizing current state and local funding sources as match for services.

The MO HealthNet Division (MHD) uses an Intergovernmental Transfer (IGT) process for the non-federal share of CPR, CSTAR, TCM, and CCBHO services. MO HealthNet pays DMH a reasonable rate for the total costs of providing CPR, CSTAR, TCM, and CCBHO services. The IGT transfer proves that the state match is available for the CPR, CSTAR, TCM and CCBHO programs. The appropriated transfer from General Revenue is in the DMH budget. Under this methodology, reimbursement rates are established for CSTAR, CPR, TCM and CCBHO services and MHD will reimburse DMH both the state and the federal share for these services.

This program is exempt from performance measures as it is an intergovernmental transfer.

PROGRAM DESCRIPTION

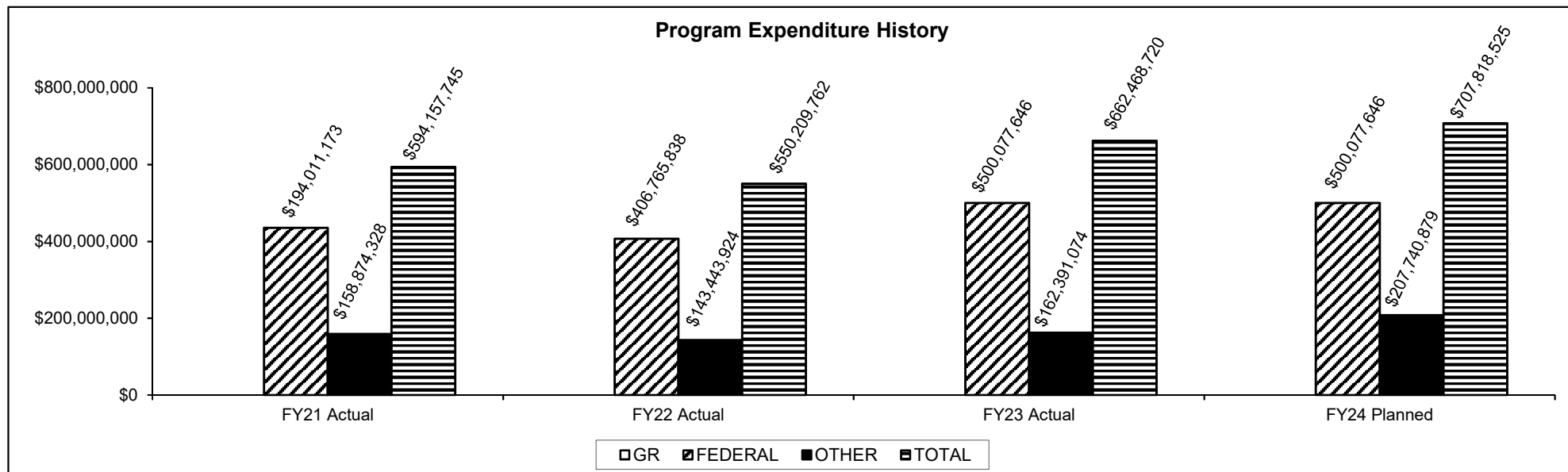
Department: Social Services

HB Section(s): 11.855

Program Name: IGT DMH Medicaid Program

Program is found in the following core budget(s): IGT DMH Medicaid Program

3. Provide actual expenditures for the prior three fiscal years; planned expenditures for the current fiscal year. (Note: Amounts do not include fringe benefit costs.)



4. What are the sources of the "Other " funds?

Intergovernmental Transfer Fund (0139)

5. What is the authorization for this program, i.e., federal or state statute, etc.? (Include the federal program number, if applicable.)

State statute: Sections 208.152 and 208.153, RSMo. Federal law: Social Security Act Sections 1905(a)(1) and (2)(d)(5)(h). Federal Regulations: 42 CFR 433.51 and 440.20.

6. Are there federal matching requirements? If yes, please explain.

The FMAP (Federal Medical Assistance Percentage) fluctuates annually based on state and national economic and population data, but generally the state matching requirement is around 35% and the federal match is around 65%.

7. Is this a federally mandated program? If yes, please explain.

No.

Core – Non-Count Transfers

CORE DECISION ITEM

Department: Social Services
 Division: MO HealthNet
 Core: IGT Expend Transfer

Budget Units: 90570C

HB Sections: 11.850

1. CORE FINANCIAL SUMMARY

	FY 2025 Budget Request			
	GR	Federal	Other	Total
PS	0	0	0	0
EE	0	0	0	0
PSD	0	0	0	0
TRF	0	0	137,074,165	137,074,165
Total	0	0	137,074,165	137,074,165
FTE	0.00	0.00	0.00	0.00

	FY 2025 Governor's Recommendation			
	GR	Federal	Other	Total
PS	0	0	0	0
EE	0	0	0	0
PSD	0	0	0	0
TRF	0	0	0	0
Total	0	0	0	0
FTE	0.00	0.00	0.00	0.00

Est. Fringe	0	0	0	0
--------------------	---	---	---	---

Note: Fringes budgeted in House Bill 5 except for certain fringes budgeted directly to MoDOT, Highway Patrol, and Conservation.

Est. Fringe	0	0	0	0
--------------------	---	---	---	---

Note: Fringes budgeted in House Bill 5 except for certain fringes budgeted directly to MoDOT, Highway Patrol, and Conservation.

Other Funds:
 DSS Intergovernmental Transfer Fund (0139) - \$137,074,165

Other Funds:

2. CORE DESCRIPTION

This authority provides multiple non-counted transfers between funds. Federal regulation requires states to establish that they have sufficient state dollars available in order to draw down the federal matching dollars. These transfers are used for that purpose.

3. PROGRAM LISTING (list programs included in this core funding)

Intergovernmental Transfer

CORE DECISION ITEM

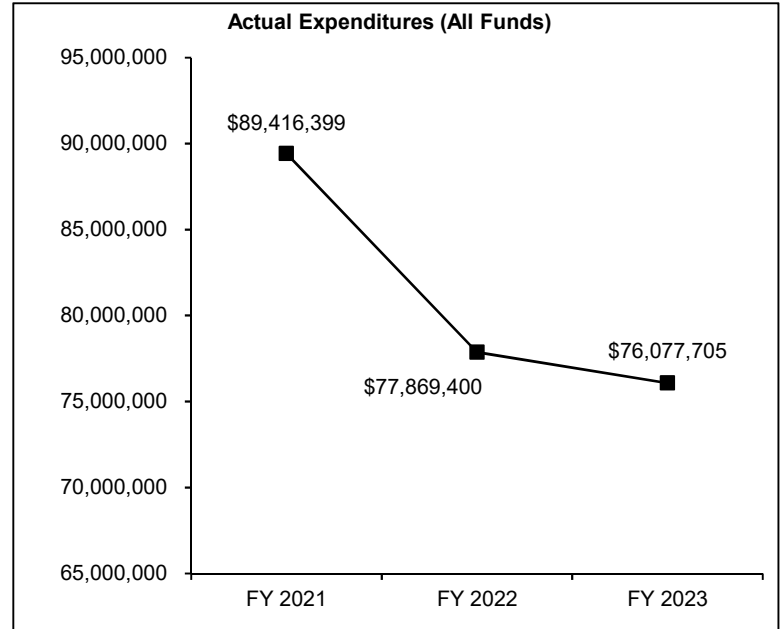
Department: Social Services
Division: MO HealthNet
Core: IGT Expend Transfer

Budget Units: 90570C

HB Sections: 11.850

4. FINANCIAL HISTORY

	FY 2021 Actual	FY 2022 Actual	FY 2023 Actual	FY 2024 Current Yr.
Appropriation (All Funds)	137,074,165	137,074,165	137,074,165	137,074,165
Less Reverted (All Funds)	0	0	0	0
Less Restricted (All Funds)	0	0	0	0
Budget Authority (All Funds)	137,074,165	137,074,165	137,074,165	137,074,165
Actual Expenditures (All Funds)	89,416,399	77,869,400	76,077,705	N/A
Unexpended (All Funds)	47,657,766	59,204,765	60,996,460	N/A
Unexpended, by Fund:				
General Revenue	0	0	0	N/A
Federal	0	0	0	N/A
Other	47,657,766	59,204,765	60,996,460	N/A
				(1)



*Current Year restricted amount is as of 9/01/2023.

Reverted includes statutory reserve amounts (when applicable).

Restricted includes Governor's expenditure restrictions which remained at the end of the fiscal year.

NOTES:

(1) Previously found in MHD Non-Count Transfers Core.

CORE DECISION ITEM

Department: Social Services
 Division: MO HealthNet
 Core: GR Pharmacy FRA Transfer

Budget Units: 90535C

HB Sections: 11.860

1. CORE FINANCIAL SUMMARY

	FY 2025 Budget Request			
	GR	Federal	Other	Total
PS	0	0	0	0
EE	0	0	0	0
PSD	0	0	0	0
TRF	38,737,111	0	0	38,737,111
Total	38,737,111	0	0	38,737,111
FTE	0.00	0.00	0.00	0.00

	FY 2025 Governor's Recommendation			
	GR	Federal	Other	Total
PS	0	0	0	0
EE	0	0	0	0
PSD	0	0	0	0
TRF	0	0	0	0
Total	0	0	0	0
FTE	0.00	0.00	0.00	0.00

Est. Fringe	0	0	0	0
<i>Note: Fringes budgeted in House Bill 5 except for certain fringes budgeted directly to MoDOT, Highway Patrol, and Conservation.</i>				

Est. Fringe	0	0	0	0
<i>Note: Fringes budgeted in House Bill 5 except for certain fringes budgeted directly to MoDOT, Highway Patrol, and Conservation.</i>				

Other Funds: N/A

Other Funds:

2. CORE DESCRIPTION

This authority provides multiple non-counted transfers between funds. Federal regulation requires states to establish that they have sufficient state dollars available in order to draw down the federal matching dollars. These transfers are used for that purpose.

3. PROGRAM LISTING (list programs included in this core funding)

GR Pharmacy FRA Transfer

CORE DECISION ITEM

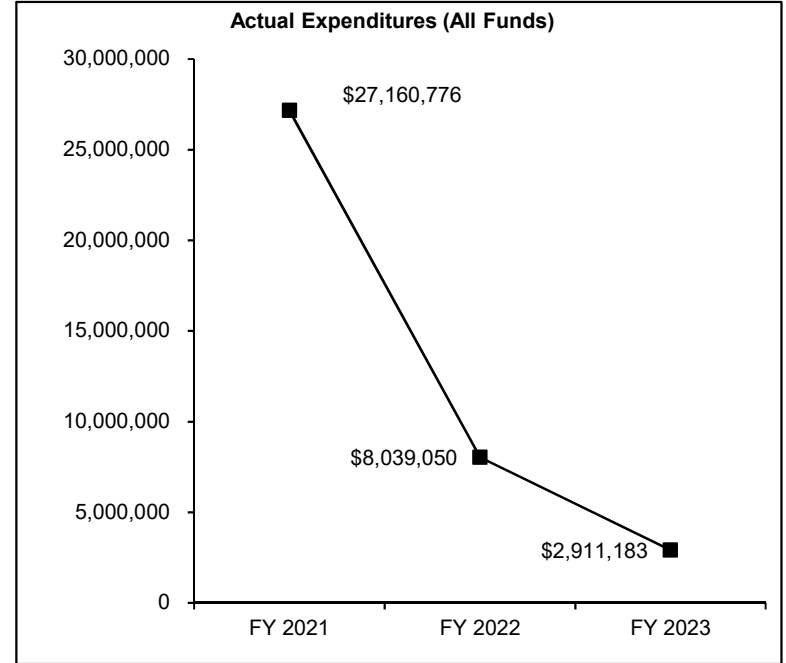
Department: Social Services
Division: MO HealthNet
Core: GR Pharmacy FRA Transfer

Budget Units 90535C

HB Sections: 11.860

4. FINANCIAL HISTORY

	FY 2021 Actual	FY 2022 Actual	FY 2023 Actual	FY 2024 Current Yr.
Appropriation (All Funds)	38,737,111	38,737,111	38,737,111	38,737,111
Less Reverted (All Funds)	0	0	0	0
Less Restricted (All Funds)	0	0	0	0
Budget Authority (All Funds)	38,737,111	38,737,111	38,737,111	38,737,111
Actual Expenditures (All Funds)	27,160,776	8,039,050	2,911,183	N/A
Unexpended (All Funds)	11,576,335	30,698,061	35,825,928	N/A
Unexpended, by Fund:				
General Revenue	11,576,335	30,698,061	35,825,928	N/A
Federal	0	0	0	N/A
Other	0	0	0	N/A
				(1)



*Current Year restricted amount is as of 9/01/2023.

Reverted includes statutory reserve amounts (when applicable).

Restricted includes Governor's expenditure restrictions which remained at the end of the fiscal year.

NOTES:

(1) Previously found in MHD Non-Count Transfers Core.

CORE DECISION ITEM

Department: Social Services
 Division: MO HealthNet
 Core: Pharmacy FRA Transfer

Budget Units: 90537C

HB Sections: 11.865

1. CORE FINANCIAL SUMMARY

	FY 2025 Budget Request			
	GR	Federal	Other	Total
PS	0	0	0	0
EE	0	0	0	0
PSD	0	0	0	0
TRF	0	0	38,737,111	38,737,111
Total	0	0	38,737,111	38,737,111
FTE	0.00	0.00	0.00	0.00

	FY 2025 Governor's Recommendation			
	GR	Federal	Other	Total
PS	0	0	0	0
EE	0	0	0	0
PSD	0	0	0	0
TRF	0	0	0	0
Total	0	0	0	0
FTE	0.00	0.00	0.00	0.00

Est. Fringe	0	0	0	0
--------------------	---	---	---	---

Note: Fringes budgeted in House Bill 5 except for certain fringes budgeted directly to MoDOT, Highway Patrol, and Conservation.

Est. Fringe	0	0	0	0
--------------------	---	---	---	---

Note: Fringes budgeted in House Bill 5 except for certain fringes budgeted directly to MoDOT, Highway Patrol, and Conservation.

Other Funds: Pharmacy Reimbursement Allowance Fund (0144)

Other Funds:

2. CORE DESCRIPTION

This authority provides multiple non-counted transfers between funds. Federal regulation requires states to establish that they have sufficient state dollars available in order to draw down the federal matching dollars. These transfers are used for that purpose.

3. PROGRAM LISTING (list programs included in this core funding)

Pharmacy Reimbursement Allowance Transfer

CORE DECISION ITEM

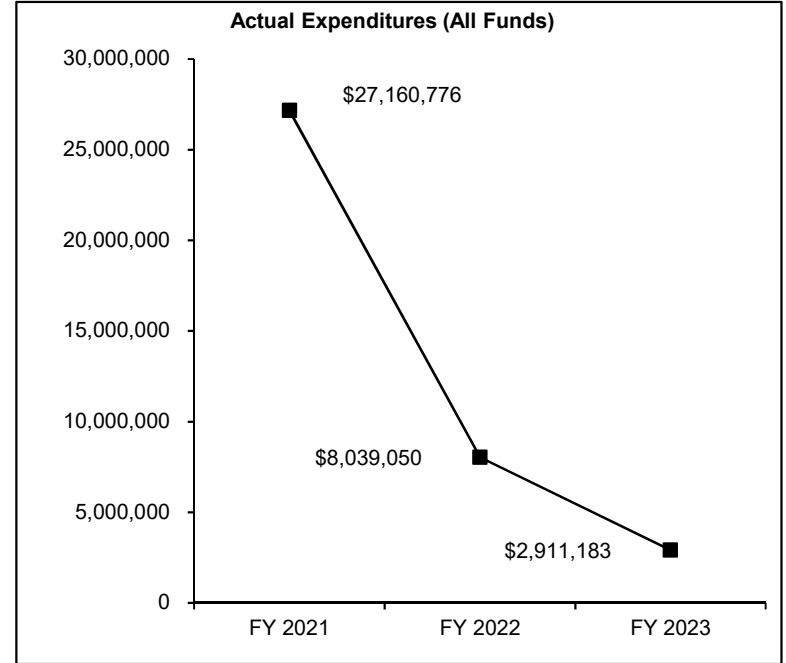
Department: Social Services
Division: MO HealthNet
Core: Pharmacy FRA Transfer

Budget Units 90537C

HB Sections: 11.865

4. FINANCIAL HISTORY

	FY 2021 Actual	FY 2022 Actual	FY 2023 Actual	FY 2024 Current Yr.
Appropriation (All Funds)	38,737,111	38,737,111	38,737,111	38,737,111
Less Reverted (All Funds)	0	0	0	0
Less Restricted (All Funds)	0	0	0	0
Budget Authority (All Funds)	38,737,111	38,737,111	38,737,111	38,737,111
Actual Expenditures (All Funds)	27,160,776	8,039,050	2,911,183	N/A
Unexpended (All Funds)	11,576,335	30,698,061	35,825,928	N/A
Unexpended, by Fund:				
General Revenue	0	0	0	N/A
Federal	0	0	0	N/A
Other	11,576,335	30,698,061	35,825,928	N/A
				(1)



*Current Year restricted amount is as of 9/01/2023.

Reverted includes statutory reserve amounts (when applicable).

Restricted includes Governor's expenditure restrictions which remained at the end of the fiscal year.

NOTES:

(1) Previously found in MHD Non-Count Transfers Core.

CORE DECISION ITEM

Department: Social Services
 Division: MO HealthNet
 Core: Ambulance Service Reimbursement Allowance Transfer

Budget Units: 90581C
 HB Sections: 11.870

1. CORE FINANCIAL SUMMARY

	FY 2025 Budget Request			
	GR	Federal	Other	Total
PS	0	0	0	0
EE	0	0	0	0
PSD	0	0	0	0
TRF	20,837,332	0	0	20,837,332
Total	20,837,332	0	0	20,837,332
FTE	0.00	0.00	0.00	0.00

	FY 2025 Governor's Recommendation			
	GR	Federal	Other	Total
PS	0	0	0	0
EE	0	0	0	0
PSD	0	0	0	0
TRF	0	0	0	0
Total	0	0	0	0
FTE	0.00	0.00	0.00	0.00

Est. Fringe	0	0	0	0
<i>Note: Fringes budgeted in House Bill 5 except for certain fringes budgeted directly to MoDOT, Highway Patrol, and Conservation.</i>				

Est. Fringe	0	0	0	0
<i>Note: Fringes budgeted in House Bill 5 except for certain fringes budgeted directly to MoDOT, Highway Patrol, and Conservation.</i>				

Other Funds: N/A

Other Funds:

2. CORE DESCRIPTION

This authority provides multiple non-counted transfers between funds. Federal regulation requires states to establish that they have sufficient state dollars available in order to draw down the federal matching dollars. These transfers are used for that purpose.

3. PROGRAM LISTING (list programs included in this core funding)

Ambulance Service Reimbursement Allowance Transfer

CORE DECISION ITEM

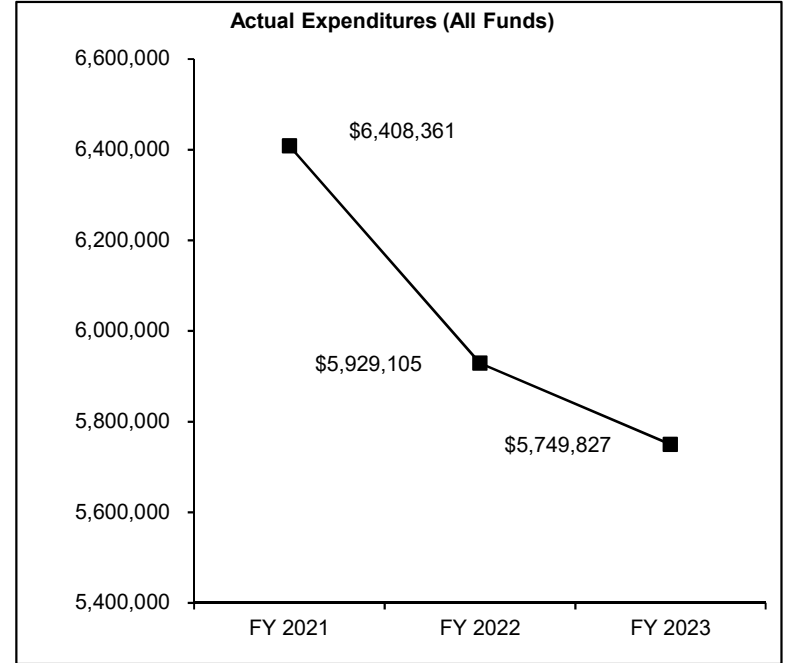
Department: Social Services
Division: MO HealthNet
Core: Ambulance Service Reimbursement Allowance Transfer

Budget Units 90581C

HB Sections: 11.870

4. FINANCIAL HISTORY

	FY 2021 Actual	FY 2022 Actual	FY 2023 Actual	FY 2024 Current Yr.
Appropriation (All Funds)	20,837,332	20,837,332	20,837,332	20,837,332
Less Reverted (All Funds)	0	0	0	0
Less Restricted (All Funds)	0	0	0	0
Budget Authority (All Funds)	20,837,332	20,837,332	20,837,332	20,837,332
Actual Expenditures (All Funds)	6,408,361	5,929,105	5,749,827	N/A
Unexpended (All Funds)	14,428,971	14,908,227	15,087,505	N/A
Unexpended, by Fund:				
General Revenue	14,428,971	14,908,227	15,087,505	N/A
Federal	0	0	0	N/A
Other	0	0	0	N/A
				(1)



*Current Year restricted amount is as of 9/01/2023.

Reverted includes statutory reserve amounts (when applicable).

Restricted includes Governor's expenditure restrictions which remained at the end of the fiscal year.

NOTES:

(1) Previously found in MHD Non-Count Transfers Core.

CORE DECISION ITEM

Department: Social Services
 Division: MO HealthNet
 Core: Ambulance Service to GR Transfer

Budget Units: 90583C

HB Sections: 11.875

1. CORE FINANCIAL SUMMARY

	FY 2025 Budget Request			
	GR	Federal	Other	Total
PS	0	0	0	0
EE	0	0	0	0
PSD	0	0	0	0
TRF	0	0	20,837,332	20,837,332
Total	0	0	20,837,332	20,837,332
FTE	0.00	0.00	0.00	0.00

	FY 2025 Governor's Recommendation			
	GR	Federal	Other	Total
PS	0	0	0	0
EE	0	0	0	0
PSD	0	0	0	0
TRF	0	0	0	0
Total	0	0	0	0
FTE	0.00	0.00	0.00	0.00

Est. Fringe	0	0	0	0
--------------------	---	---	---	---

Note: Fringes budgeted in House Bill 5 except for certain fringes budgeted directly to MoDOT, Highway Patrol, and Conservation.

Est. Fringe	0	0	0	0
--------------------	---	---	---	---

Note: Fringes budgeted in House Bill 5 except for certain fringes budgeted directly to MoDOT, Highway Patrol, and Conservation.

Other Funds: Ambulance Service Reimbursement Allowance Fund (0958)

Other Funds:

2. CORE DESCRIPTION

This authority provides multiple non-counted transfers between funds. Federal regulation requires states to establish that they have sufficient state dollars available in order to draw down the federal matching dollars. These transfers are used for that purpose.

3. PROGRAM LISTING (list programs included in this core funding)

Ambulance Service Reimbursement Allowance Transfer

CORE DECISION ITEM

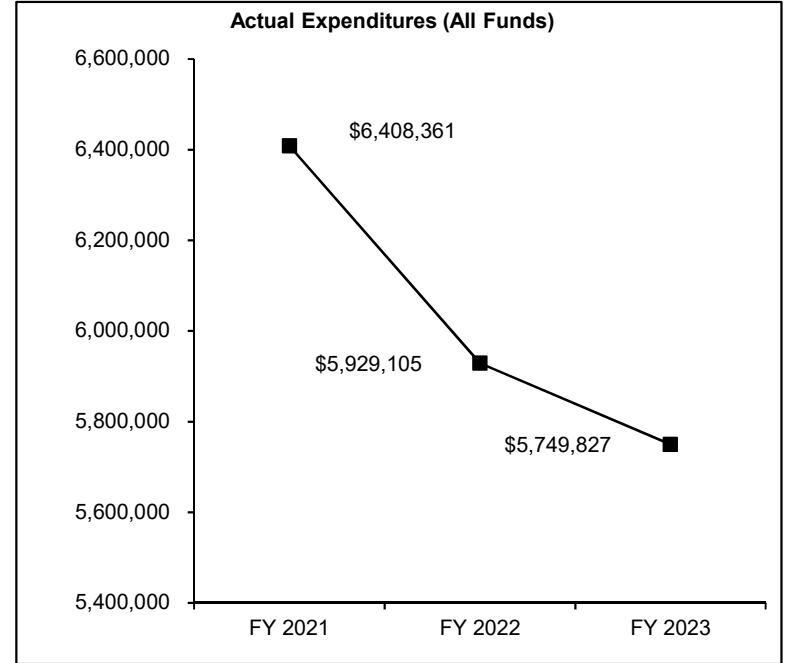
Department: Social Services
Division: MO HealthNet
Core: Ambulance Service to GR Transfer

Budget Units 90583C

HB Sections: 11.875

4. FINANCIAL HISTORY

	FY 2021 Actual	FY 2022 Actual	FY 2023 Actual	FY 2024 Current Yr.
Appropriation (All Funds)	20,837,332	20,837,332	20,837,332	20,837,332
Less Reverted (All Funds)	0	0	0	0
Less Restricted (All Funds)	0	0	0	0
Budget Authority (All Funds)	20,837,332	20,837,332	20,837,332	20,837,332
Actual Expenditures (All Funds)	6,408,361	5,929,105	5,749,827	N/A
Unexpended (All Funds)	14,428,971	14,908,227	15,087,505	N/A
Unexpended, by Fund:				
General Revenue	0	0	0	N/A
Federal	0	0	0	N/A
Other	14,428,971	14,908,227	15,087,505	N/A
				(1)



*Current Year restricted amount is as of 9/01/2023.

Reverted includes statutory reserve amounts (when applicable).

Restricted includes Governor's expenditure restrictions which remained at the end of the fiscal year.

NOTES:

(1) Previously found in MHD Non-Count Transfers Core.

CORE DECISION ITEM

Department: Social Services
 Division: MO HealthNet
 Core: GR FRA Transfer

Budget Units: 90840C

HB Sections: 11.880

1. CORE FINANCIAL SUMMARY

	FY 2025 Budget Request			
	GR	Federal	Other	Total
PS	0	0	0	0
EE	0	0	0	0
PSD	0	0	0	0
TRF	718,701,378	0	0	718,701,378
Total	718,701,378	0	0	718,701,378
FTE	0.00	0.00	0.00	0.00

	FY 2025 Governor's Recommendation			
	GR	Federal	Other	Total
PS	0	0	0	0
EE	0	0	0	0
PSD	0	0	0	0
TRF	0	0	0	0
Total	0	0	0	0
FTE	0.00	0.00	0.00	0.00

Est. Fringe	0	0	0	0
<i>Note: Fringes budgeted in House Bill 5 except for certain fringes budgeted directly to MoDOT, Highway Patrol, and Conservation.</i>				

Est. Fringe	0	0	0	0
<i>Note: Fringes budgeted in House Bill 5 except for certain fringes budgeted directly to MoDOT, Highway Patrol, and Conservation.</i>				

Other Funds: N/A

Other Funds:

2. CORE DESCRIPTION

This authority provides multiple non-counted transfers between funds. Federal regulation requires states to establish that they have sufficient state dollars available in order to draw down the federal matching dollars. These transfers are used for that purpose.

3. PROGRAM LISTING (list programs included in this core funding)

Federal Reimbursement Allowance Transfer

CORE DECISION ITEM

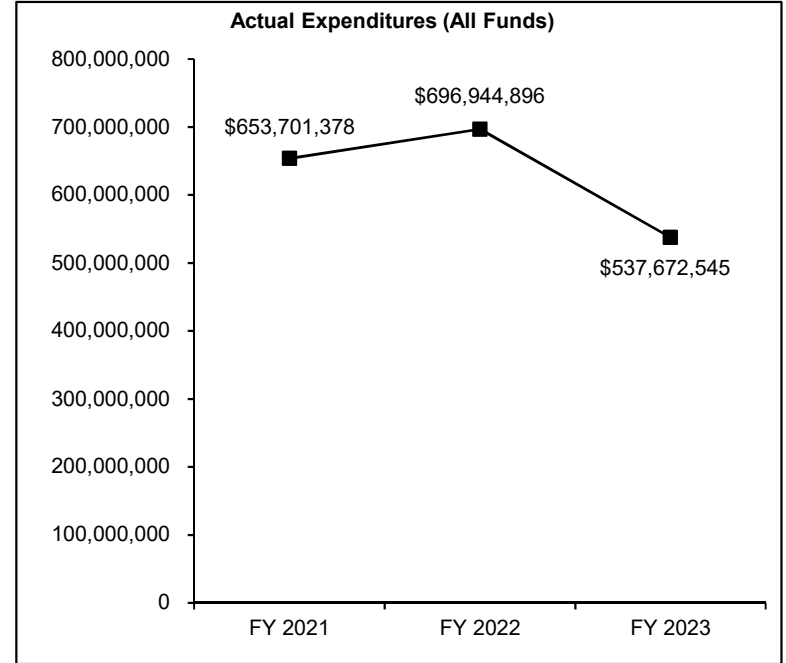
Department: Social Services
Division: MO HealthNet
Core: GR FRA Transfer

Budget Units 90840C

HB Sections: 11.880

4. FINANCIAL HISTORY

	FY 2021 Actual	FY 2022 Actual	FY 2023 Actual	FY 2024 Current Yr.
Appropriation (All Funds)	653,701,378	718,701,378	718,701,378	718,701,378
Less Reverted (All Funds)	0	0	0	0
Less Restricted (All Funds)	0	0	0	0
Budget Authority (All Funds)	<u>653,701,378</u>	<u>718,701,378</u>	<u>718,701,378</u>	<u>718,701,378</u>
Actual Expenditures (All Funds)	<u>653,701,378</u>	<u>696,944,896</u>	<u>537,672,545</u>	<u>N/A</u>
Unexpended (All Funds)	-	21,756,482	181,028,833	N/A
Unexpended, by Fund:				
General Revenue	0	21,756,482	181,028,833	N/A
Federal	0	0	0	N/A
Other	0	0	0	N/A
				(1)



*Current Year restricted amount is as of 9/01/2023.

Reverted includes statutory reserve amounts (when applicable).

Restricted includes Governor's expenditure restrictions which remained at the end of the fiscal year.

NOTES:

(1) Previously found in MHD Non-Count Transfers Core.

CORE DECISION ITEM

Department: Social Services
 Division: MO HealthNet
 Core: Federal Reimbursement Allowance Transfer

Budget Units: 90845C
 HB Sections: 11.885

1. CORE FINANCIAL SUMMARY

	FY 2025 Budget Request			
	GR	Federal	Other	Total
PS	0	0	0	0
EE	0	0	0	0
PSD	0	0	0	0
TRF	0	0	718,701,378	718,701,378
Total	0	0	718,701,378	718,701,378
FTE	0.00	0.00	0.00	0.00

	FY 2025 Governor's Recommendation			
	GR	Federal	Other	Total
PS	0	0	0	0
EE	0	0	0	0
PSD	0	0	0	0
TRF	0	0	0	0
Total	0	0	0	0
FTE	0.00	0.00	0.00	0.00

Est. Fringe	0	0	0	0
--------------------	---	---	---	---

Note: Fringes budgeted in House Bill 5 except for certain fringes budgeted directly to MoDOT, Highway Patrol, and Conservation.

Est. Fringe	0	0	0	0
--------------------	---	---	---	---

Note: Fringes budgeted in House Bill 5 except for certain fringes budgeted directly to MoDOT, Highway Patrol, and Conservation.

Other Funds: Federal Reimbursement Allowance Transfer Fund (0142)

Other Funds:

2. CORE DESCRIPTION

This authority provides multiple non-counted transfers between funds. Federal regulation requires states to establish that they have sufficient state dollars available in order to draw down the federal matching dollars. These transfers are used for that purpose.

3. PROGRAM LISTING (list programs included in this core funding)

Federal Reimbursement Allowance Transfer

CORE DECISION ITEM

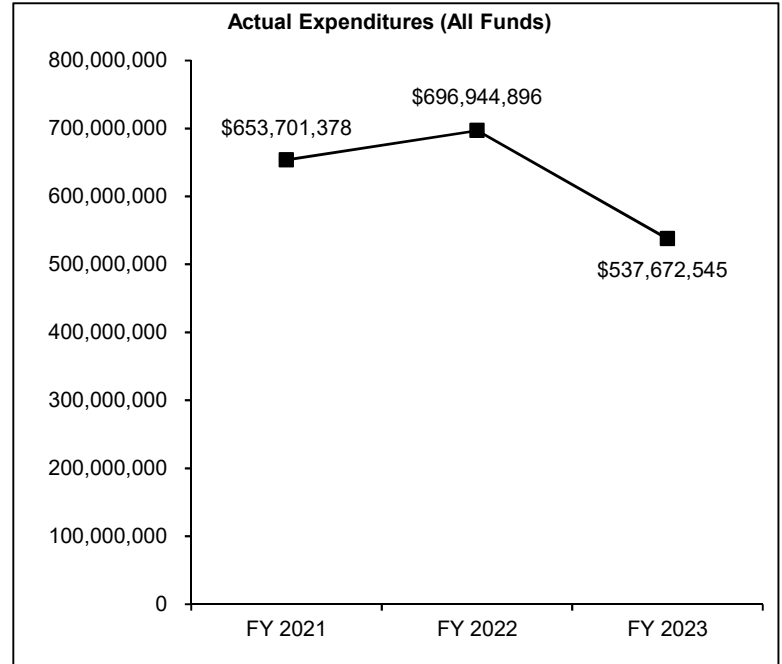
Department: Social Services
Division: MO HealthNet
Core: Federal Reimbursement Allowance Transfer

Budget Units: 90845C

HB Sections: 11.885

4. FINANCIAL HISTORY

	FY 2021 Actual	FY 2022 Actual	FY 2023 Actual	FY 2024 Current Yr.
Appropriation (All Funds)	653,701,378	718,701,378	718,701,378	718,701,378
Less Reverted (All Funds)	0	0	0	0
Less Restricted (All Funds)	0	0	0	0
Budget Authority (All Funds)	653,701,378	718,701,378	718,701,378	718,701,378
Actual Expenditures (All Funds)	653,701,378	696,944,896	537,672,545	N/A
Unexpended (All Funds)	0	21,756,482	181,028,833	N/A
Unexpended, by Fund:				
General Revenue	0	0	0	N/A
Federal	0	0	0	N/A
Other	0	21,756,482	181,028,833	N/A
				(1)



*Current Year restricted amount is as of 9/01/2023.

Reverted includes statutory reserve amounts (when applicable).

Restricted includes Governor's expenditure restrictions which remained at the end of the fiscal year.

NOTES:

(1) Previously found in MHD Non-Count Transfers Core.

CORE DECISION ITEM

Department: Social Services
 Division: MO HealthNet
 Core: GR Nursing Facility FRA Transfer

Budget Units: 90850C

HB Sections: 11.890

1. CORE FINANCIAL SUMMARY

	FY 2025 Budget Request			
	GR	Federal	Other	Total
PS	0	0	0	0
EE	0	0	0	0
PSD	0	0	0	0
TRF	210,950,510	0	0	210,950,510
Total	210,950,510	0	0	210,950,510
FTE	0.00	0.00	0.00	0.00

	FY 2025 Governor's Recommendation			
	GR	Federal	Other	Total
PS	0	0	0	0
EE	0	0	0	0
PSD	0	0	0	0
TRF	0	0	0	0
Total	0	0	0	0
FTE	0.00	0.00	0.00	0.00

Est. Fringe	0	0	0	0
<i>Note: Fringes budgeted in House Bill 5 except for certain fringes budgeted directly to MoDOT, Highway Patrol, and Conservation.</i>				

Est. Fringe	0	0	0	0
<i>Note: Fringes budgeted in House Bill 5 except for certain fringes budgeted directly to MoDOT, Highway Patrol, and Conservation.</i>				

Other Funds: N/A

Other Funds:

2. CORE DESCRIPTION

This authority provides multiple non-counted transfers between funds. Federal regulation requires states to establish that they have sufficient state dollars available in order to draw down the federal matching dollars. These transfers are used for that purpose.

3. PROGRAM LISTING (list programs included in this core funding)

Nursing Facility Reimbursement Allowance Transfer

CORE DECISION ITEM

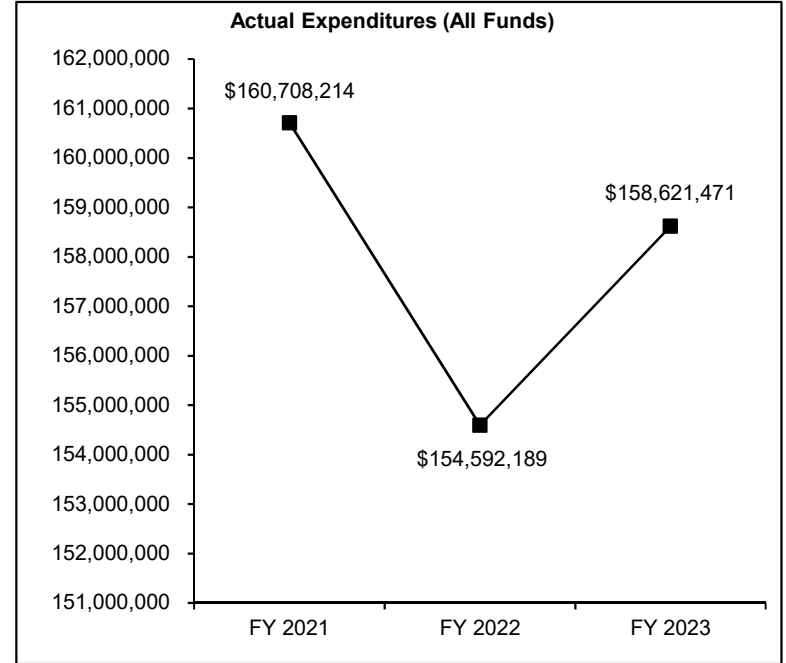
Department: Social Services
Division: MO HealthNet
Core: GR Nursing Facility FRA Transfer

Budget Units 90850C

HB Sections: 11.890

4. FINANCIAL HISTORY

	FY 2021 Actual	FY 2022 Actual	FY 2023 Actual	FY 2024 Current Yr.
Appropriation (All Funds)	210,950,510	210,950,510	210,950,510	210,950,510
Less Reverted (All Funds)	0	0	0	0
Less Restricted (All Funds)	0	0	0	0
Budget Authority (All Funds)	210,950,510	210,950,510	210,950,510	210,950,510
Actual Expenditures (All Funds)	160,708,214	154,592,189	158,621,471	N/A
Unexpended (All Funds)	50,242,296	56,358,321	52,329,039	N/A
Unexpended, by Fund:				
General Revenue	50,242,296	56,358,321	52,329,039	N/A
Federal	0	0	0	N/A
Other	0	0	0	N/A
				(1)



*Current Year restricted amount is as of 9/01/2023.

Reverted includes statutory reserve amounts (when applicable).

Restricted includes Governor's expenditure restrictions which remained at the end of the fiscal year.

NOTES:

(1) Previously found in MHD Non-Count Transfers Core.

CORE DECISION ITEM

Department: Social Services
 Division: MO HealthNet
 Core: Nursing Facility Reimbursement Allowance Transfer

Budget Units: 90855C
 HB Sections: 11.895

1. CORE FINANCIAL SUMMARY

	FY 2025 Budget Request			
	GR	Federal	Other	Total
PS	0	0	0	0
EE	0	0	0	0
PSD	0	0	0	0
TRF	0	0	210,950,510	210,950,510
Total	0	0	210,950,510	210,950,510
FTE	0.00	0.00	0.00	0.00

	FY 2025 Governor's Recommendation			
	GR	Federal	Other	Total
PS	0	0	0	0
EE	0	0	0	0
PSD	0	0	0	0
TRF	0	0	0	0
Total	0	0	0	0
FTE	0.00	0.00	0.00	0.00

Est. Fringe	0	0	0	0
--------------------	---	---	---	---

Note: Fringes budgeted in House Bill 5 except for certain fringes budgeted directly to MoDOT, Highway Patrol, and Conservation.

Est. Fringe	0	0	0	0
--------------------	---	---	---	---

Note: Fringes budgeted in House Bill 5 except for certain fringes budgeted directly to MoDOT, Highway Patrol, and Conservation.

Other Funds: Nursing Facility Reimbursement Allowance Fund (0196)

Other Funds:

2. CORE DESCRIPTION

This authority provides multiple non-counted transfers between funds. Federal regulation requires states to establish that they have sufficient state dollars available in order to draw down the federal matching dollars. These transfers are used for that purpose.

3. PROGRAM LISTING (list programs included in this core funding)

Nursing Facility Reimbursement Allowance Transfer

CORE DECISION ITEM

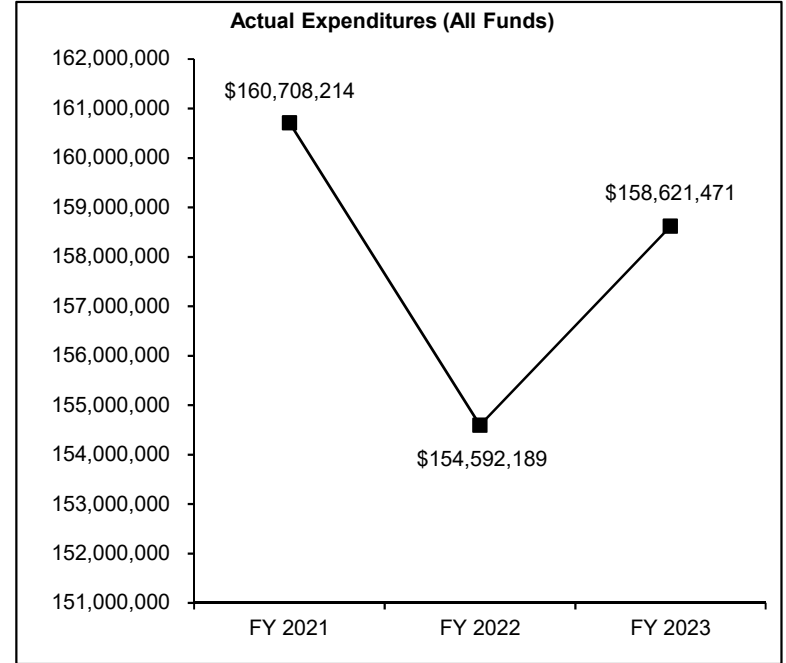
Department: Social Services
Division: MO HealthNet
Core: Nursing Facility Reimbursement Allowance Transfer

Budget Units 90855C

HB Sections: 11.895

4. FINANCIAL HISTORY

	FY 2021 Actual	FY 2022 Actual	FY 2023 Actual	FY 2024 Current Yr.
Appropriation (All Funds)	210,950,510	210,950,510	210,950,510	210,950,510
Less Reverted (All Funds)	0	0	0	0
Less Restricted (All Funds)	0	0	0	0
Budget Authority (All Funds)	210,950,510	210,950,510	210,950,510	210,950,510
Actual Expenditures (All Funds)	160,708,214	154,592,189	158,621,471	N/A
Unexpended (All Funds)	50,242,296	56,358,321	52,329,039	N/A
Unexpended, by Fund:				
General Revenue	0	0	0	N/A
Federal	0	0	0	N/A
Other	50,242,296	56,358,321	52,329,039	N/A
				(1)



*Current Year restricted amount is as of 9/01/2023.

Reverted includes statutory reserve amounts (when applicable).

Restricted includes Governor's expenditure restrictions which remained at the end of the fiscal year.

NOTES:

(1) Previously found in MHD Non-Count Transfers Core.

CORE DECISION ITEM

Department: Social Services
 Division: MO HealthNet
 Core: Nursing Facility Quality Transfer

Budget Units: 90860C

HB Sections: 11.900

1. CORE FINANCIAL SUMMARY

	FY 2025 Budget Request			
	GR	Federal	Other	Total
PS	0	0	0	0
EE	0	0	0	0
PSD	0	0	0	0
TRF	0	0	1,500,000	1,500,000
Total	0	0	1,500,000	1,500,000
FTE	0.00	0.00	0.00	0.00

	FY 2025 Governor's Recommendation			
	GR	Federal	Other	Total
PS	0	0	0	0
EE	0	0	0	0
PSD	0	0	0	0
TRF	0	0	0	0
Total	0	0	0	0
FTE	0.00	0.00	0.00	0.00

Est. Fringe	0	0	0	0
<i>Note: Fringes budgeted in House Bill 5 except for certain fringes budgeted directly to MoDOT, Highway Patrol, and Conservation.</i>				

Est. Fringe	0	0	0	0
<i>Note: Fringes budgeted in House Bill 5 except for certain fringes budgeted directly to MoDOT, Highway Patrol, and Conservation.</i>				

Other Funds: Nursing Facility Reimbursement Allowance Fund (0196)

Other Funds:

2. CORE DESCRIPTION

This authority provides multiple non-counted transfers between funds. Federal regulation requires states to establish that they have sufficient state dollars available in order to draw down the federal matching dollars. These transfers are used for that purpose.

3. PROGRAM LISTING (list programs included in this core funding)

Nursing Facility Quality Transfer

CORE DECISION ITEM

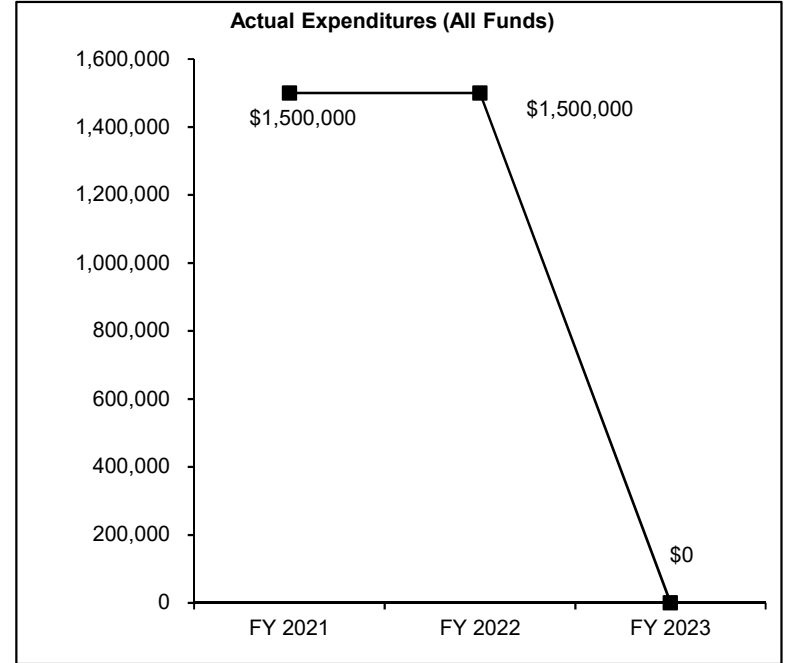
Department: Social Services
Division: MO HealthNet
Core: Nursing Facility Quality Transfer

Budget Units 90860C

HB Sections: 11.900

4. FINANCIAL HISTORY

	FY 2021 Actual	FY 2022 Actual	FY 2023 Actual	FY 2024 Current Yr.
Appropriation (All Funds)	1,500,000	1,500,000	1,500,000	1,500,000
Less Reverted (All Funds)	0	0	0	0
Less Restricted (All Funds)	0	0	0	0
Budget Authority (All Funds)	1,500,000	1,500,000	1,500,000	1,500,000
Actual Expenditures (All Funds)	1,500,000	1,500,000	0	N/A
Unexpended (All Funds)	0	-	1,500,000	N/A
Unexpended, by Fund:				
General Revenue	0	0	0	N/A
Federal	0	0	0	N/A
Other	0	0	1,500,000	N/A
				(1)



*Current Year restricted amount is as of 9/01/2023.

Reverted includes statutory reserve amounts (when applicable).

Restricted includes Governor's expenditure restrictions which remained at the end of the fiscal year.

NOTES:

(1) Previously found in MHD Non-Count Transfers Core.

CORE DECISION ITEM

Department: Social Services
 Division: MO HealthNet
 Core: Enhanced FMAP Transfer

Budget Units: 90531C

HB Sections: 11.905

1. CORE FINANCIAL SUMMARY

	FY 2025 Budget Request			
	GR	Federal	Other	Total
PS	0	0	0	0
EE	0	0	0	0
PSD	0	0	0	0
TRF	0	0	0	0
Total	0	0	0	0
FTE	0.00	0.00	0.00	0.00

	FY 2025 Governor's Recommendation			
	GR	Federal	Other	Total
PS	0	0	0	0
EE	0	0	0	0
PSD	0	0	0	0
TRF	0	0	0	0
Total	0	0	0	0
FTE	0.00	0.00	0.00	0.00

Est. Fringe	0	0	0	0
<i>Note: Fringes budgeted in House Bill 5 except for certain fringes budgeted directly to MoDOT, Highway Patrol, and Conservation.</i>				

Est. Fringe	0	0	0	0
<i>Note: Fringes budgeted in House Bill 5 except for certain fringes budgeted directly to MoDOT, Highway Patrol, and Conservation.</i>				

Other Funds: N/A

Other Funds:

2. CORE DESCRIPTION

This authority provides multiple non-counted transfers between funds. Federal regulation requires states to establish that they have sufficient state dollars available in order to draw down the federal matching dollars. These transfers are used for that purpose.

This transfer was funded as a one-time appropriation in FY 2024.

3. PROGRAM LISTING (list programs included in this core funding)

Enhanced FMAP Transfer

CORE DECISION ITEM

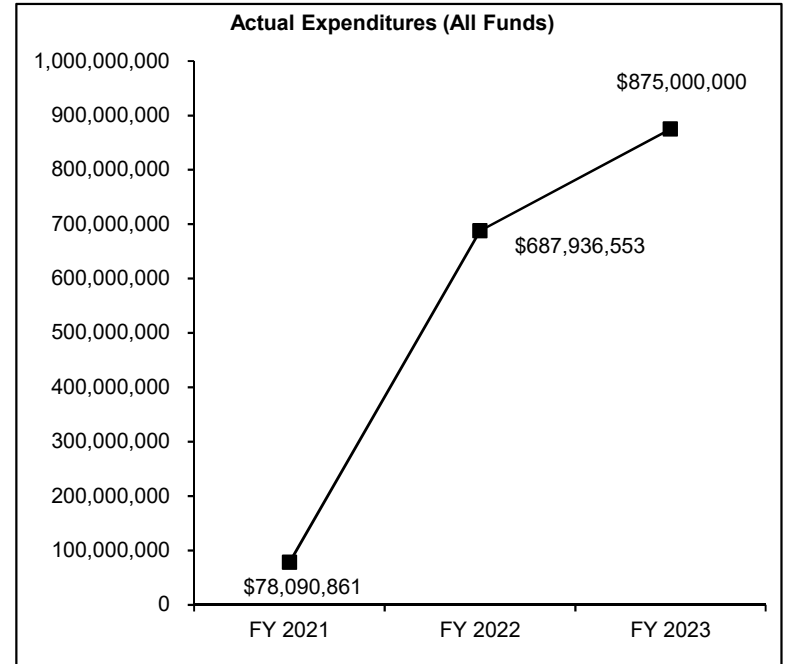
Department: Social Services
Division: MO HealthNet
Core: Enhanced FMAP Transfer

Budget Units 90531C

HB Sections: 11.905

4. FINANCIAL HISTORY

	FY 2021 Actual	FY 2022 Actual	FY 2023 Actual	FY 2024 Current Yr.
Appropriation (All Funds)	158,000,000	1,000,000,000	875,000,000	675,000,000
Less Reverted (All Funds)	0	0	0	0
Less Restricted (All Funds)	0	0	0	0
Budget Authority (All Funds)	158,000,000	1,000,000,000	875,000,000	675,000,000
Actual Expenditures (All Funds)	78,090,861	687,936,553	875,000,000	N/A
Unexpended (All Funds)	79,909,139	312,063,447	-	N/A
Unexpended, by Fund:				
General Revenue	0	0	0	N/A
Federal	79,909,139	312,063,447	0	N/A
Other	0	0	0	N/A



*Current Year restricted amount is as of 9/01/2023.

Reverted includes statutory reserve amounts (when applicable).

Restricted includes Governor's expenditure restrictions which remained at the end of the fiscal year.

NOTES:

This transfer was funded as a one-time appropriation in each fiscal year.

CORE DECISION ITEM

Department: Social Services
 Division: MO HealthNet
 Core: Title XIX - Federal Fund Transfer

Budget Units: 88861C

HB Sections: 11.906

1. CORE FINANCIAL SUMMARY

	FY 2025 Budget Request			
	GR	Federal	Other	Total
PS	0	0	0	0
EE	0	0	0	0
PSD	0	0	0	0
TRF	0	0	0	0
Total	0	0	0	0
FTE	0.00	0.00	0.00	0.00

	FY 2025 Governor's Recommendation			
	GR	Federal	Other	Total
PS	0	0	0	0
EE	0	0	0	0
PSD	0	0	0	0
TRF	0	0	0	0
Total	0	0	0	0
FTE	0.00	0.00	0.00	0.00

Est. Fringe	0	0	0	0
<i>Note: Fringes budgeted in House Bill 5 except for certain fringes budgeted directly to MoDOT, Highway Patrol, and Conservation.</i>				

Est. Fringe	0	0	0	0
<i>Note: Fringes budgeted in House Bill 5 except for certain fringes budgeted directly to MoDOT, Highway Patrol, and Conservation.</i>				

Other Funds: N/A

Other Funds:

2. CORE DESCRIPTION

This authority provides multiple non-counted transfers between funds. Federal regulation requires states to establish that they have sufficient state dollars available in order to draw down the federal matching dollars. These transfers are used for that purpose.

This transfer was funded as a one-time appropriation in FY 2024.

3. PROGRAM LISTING (list programs included in this core funding)

Title XIX - Federal Fund Transfer

CORE DECISION ITEM

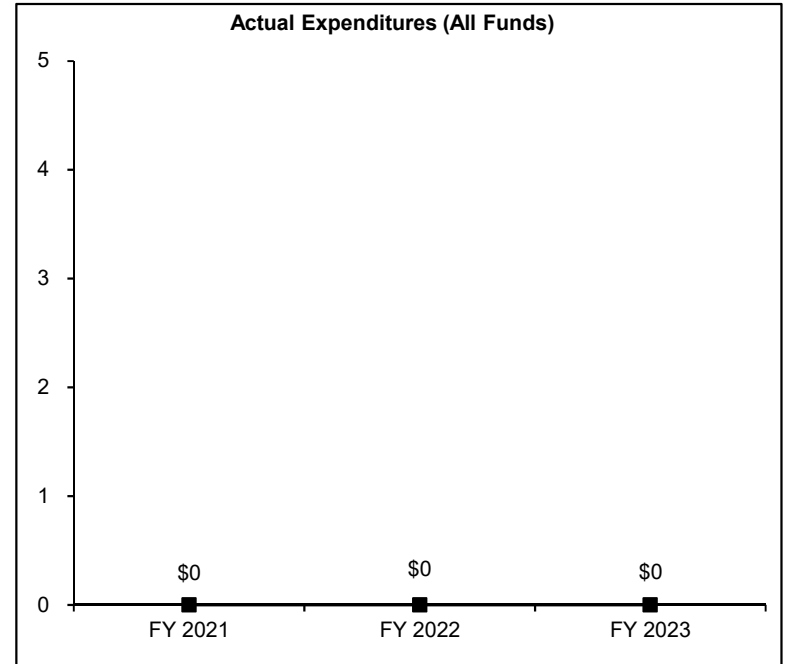
Department: Social Services
Division: MO HealthNet
Core: Title XIX - Federal Fund Transfer

Budget Units 88861C

HB Sections: 11.906

4. FINANCIAL HISTORY

	FY 2021 Actual	FY 2022 Actual	FY 2023 Actual	FY 2024 Current Yr.
Appropriation (All Funds)	0	0	0	188,546,448
Less Reverted (All Funds)	0	0	0	0
Less Restricted (All Funds)	0	0	0	0
Budget Authority (All Funds)	0	0	0	188,546,448
Actual Expenditures (All Funds)	0	0	0	N/A
Unexpended (All Funds)	0	0	0	N/A
Unexpended, by Fund:				
General Revenue	0	0	0	N/A
Federal	0	0	0	N/A
Other	0	0	0	N/A



*Current Year restricted amount is as of 9/01/2023.

Reverted includes statutory reserve amounts (when applicable).

Restricted includes Governor's expenditure restrictions which remained at the end of the fiscal year.

NOTES:

This transfer was funded as a one-time appropriation in each fiscal year.

CORE DECISION ITEM

Department: Social Services
 Division: MO HealthNet
 Core: Federal Fund Transfer

Budget Units: 88863C

HB Sections: 11.908

1. CORE FINANCIAL SUMMARY

	FY 2025 Budget Request			
	GR	Federal	Other	Total
PS	0	0	0	0
EE	0	0	0	0
PSD	0	0	0	0
TRF	0	0	0	0
Total	0	0	0	0
FTE	0.00	0.00	0.00	0.00

	FY 2025 Governor's Recommendation			
	GR	Federal	Other	Total
PS	0	0	0	0
EE	0	0	0	0
PSD	0	0	0	0
TRF	0	0	0	0
Total	0	0	0	0
FTE	0.00	0.00	0.00	0.00

Est. Fringe	0	0	0	0
--------------------	---	---	---	---

Note: Fringes budgeted in House Bill 5 except for certain fringes budgeted directly to MoDOT, Highway Patrol, and Conservation.

Est. Fringe	0	0	0	0
--------------------	---	---	---	---

Note: Fringes budgeted in House Bill 5 except for certain fringes budgeted directly to MoDOT, Highway Patrol, and Conservation.

Other Funds: N/A

Other Funds:

2. CORE DESCRIPTION

This authority provides multiple non-counted transfers between funds. Federal regulation requires states to establish that they have sufficient state dollars available in order to draw down the federal matching dollars. These transfers are used for that purpose.

This transfer was funded as a one-time appropriation in FY 2024.

3. PROGRAM LISTING (list programs included in this core funding)

Federal Fund Transfer

CORE DECISION ITEM

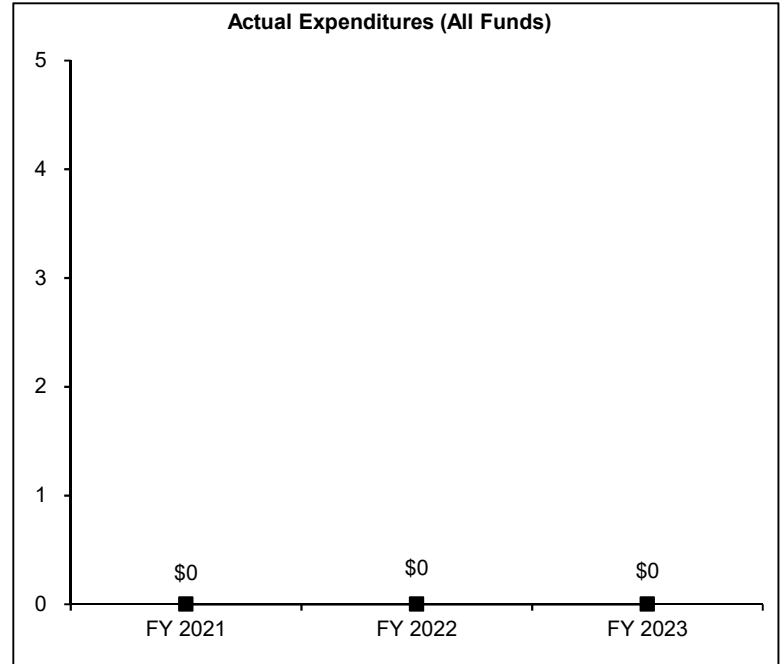
Department: Social Services
Division: MO HealthNet
Core: Federal Fund Transfer

Budget Units: 88863C

HB Sections: 11.908

4. FINANCIAL HISTORY

	FY 2021 Actual	FY 2022 Actual	FY 2023 Actual	FY 2024 Current Yr.
Appropriation (All Funds)	0	0	0	27,683,346
Less Reverted (All Funds)	0	0	0	0
Less Restricted (All Funds)	0	0	0	0
Budget Authority (All Funds)	0	0	0	27,683,346
Actual Expenditures (All Funds)	0	0	0	N/A
Unexpended (All Funds)	0	0	0	N/A
Unexpended, by Fund:				
General Revenue	0	0	0	N/A
Federal	0	0	0	N/A
Other	0	0	0	N/A



*Current Year restricted amount is as of 9/01/2023.

Reverted includes statutory reserve amounts (when applicable).

Restricted includes Governor's expenditure restrictions which remained at the end of the fiscal year.

NOTES:

CORE DECISION ITEM

Department: Social Services
 Division: MO HealthNet
 Core: Federal Stimulus to GR Transfer

Budget Units: 88867C

HB Sections: 11.911

1. CORE FINANCIAL SUMMARY

	FY 2025 Budget Request			
	GR	Federal	Other	Total
PS	0	0	0	0
EE	0	0	0	0
PSD	0	0	0	0
TRF	0	0	0	0
Total	0	0	0	0
FTE	0.00	0.00	0.00	0.00

	FY 2025 Governor's Recommendation			
	GR	Federal	Other	Total
PS	0	0	0	0
EE	0	0	0	0
PSD	0	0	0	0
TRF	0	0	0	0
Total	0	0	0	0
FTE	0.00	0.00	0.00	0.00

Est. Fringe	0	0	0	0
<i>Note: Fringes budgeted in House Bill 5 except for certain fringes budgeted directly to MoDOT, Highway Patrol, and Conservation.</i>				

Est. Fringe	0	0	0	0
<i>Note: Fringes budgeted in House Bill 5 except for certain fringes budgeted directly to MoDOT, Highway Patrol, and Conservation.</i>				

Other Funds: N/A

Other Funds:

2. CORE DESCRIPTION

This authority provides multiple non-counted transfers between funds. Federal regulation requires states to establish that they have sufficient state dollars available in order to draw down the federal matching dollars. These transfers are used for that purpose.

This transfer was funded as a one-time appropriation in FY 2024.

3. PROGRAM LISTING (list programs included in this core funding)

Federal Stimulus to GR Transfer

CORE DECISION ITEM

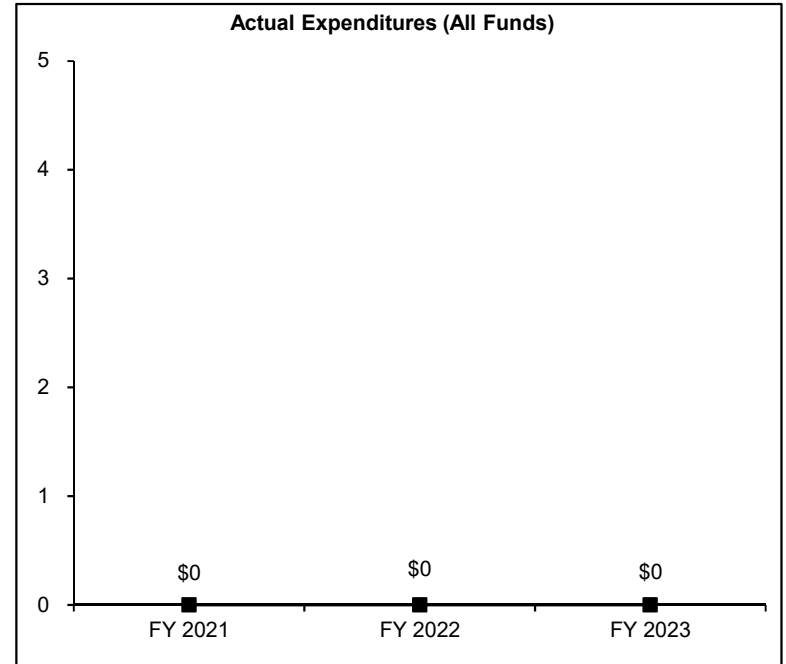
Department: Social Services
Division: MO HealthNet
Core: Federal Stimulus to GR Transfer

Budget Units 88867C

HB Sections: 11.911

4. FINANCIAL HISTORY

	FY 2021 Actual	FY 2022 Actual	FY 2023 Actual	FY 2024 Current Yr.
Appropriation (All Funds)	0	0	0	4,000,000
Less Reverted (All Funds)	0	0	0	0
Less Restricted (All Funds)	0	0	0	0
Budget Authority (All Funds)	0	0	0	4,000,000
Actual Expenditures (All Funds)	0	0	0	N/A
Unexpended (All Funds)	0	0	0	N/A
Unexpended, by Fund:				
General Revenue	0	0	0	N/A
Federal	0	0	0	N/A
Other	0	0	0	N/A



*Current Year restricted amount is as of 9/01/2023.

Reverted includes statutory reserve amounts (when applicable).

Restricted includes Governor's expenditure restrictions which remained at the end of the fiscal year.

NOTES:

This transfer was funded as a one-time appropriation in each fiscal year.

CORE RECONCILIATION DETAIL

**DEPARTMENT OF SOCIAL SERVICES
IGT EXPEND TRANSFER**

5. CORE RECONCILIATION DETAIL

	Budget Class	FTE	GR	Federal	Other	Total	Explanation
TAFP AFTER VETOES							
	TRF	0.00	0	0	137,074,165	137,074,165	
	Total	0.00	0	0	137,074,165	137,074,165	
DEPARTMENT CORE REQUEST							
	TRF	0.00	0	0	137,074,165	137,074,165	
	Total	0.00	0	0	137,074,165	137,074,165	
GOVERNOR'S RECOMMENDED CORE							
	TRF	0.00	0	0	137,074,165	137,074,165	
	Total	0.00	0	0	137,074,165	137,074,165	

CORE RECONCILIATION DETAIL

**DEPARTMENT OF SOCIAL SERVICES
GR PHARMACY FRA TRANSFER**

5. CORE RECONCILIATION DETAIL

	Budget Class	FTE	GR	Federal	Other	Total	Explanation
TAFP AFTER VETOES							
	TRF	0.00	38,737,111	0	0	38,737,111	
	Total	0.00	38,737,111	0	0	38,737,111	
DEPARTMENT CORE REQUEST							
	TRF	0.00	38,737,111	0	0	38,737,111	
	Total	0.00	38,737,111	0	0	38,737,111	
GOVERNOR'S RECOMMENDED CORE							
	TRF	0.00	38,737,111	0	0	38,737,111	
	Total	0.00	38,737,111	0	0	38,737,111	

CORE RECONCILIATION DETAIL

**DEPARTMENT OF SOCIAL SERVICES
PHARMACY FRA TRANSFER**

5. CORE RECONCILIATION DETAIL

	Budget Class	FTE	GR	Federal	Other	Total	Explanation
TAFP AFTER VETOES							
	TRF	0.00	0	0	38,737,111	38,737,111	
	Total	0.00	0	0	38,737,111	38,737,111	
DEPARTMENT CORE REQUEST							
	TRF	0.00	0	0	38,737,111	38,737,111	
	Total	0.00	0	0	38,737,111	38,737,111	
GOVERNOR'S RECOMMENDED CORE							
	TRF	0.00	0	0	38,737,111	38,737,111	
	Total	0.00	0	0	38,737,111	38,737,111	

CORE RECONCILIATION DETAIL

**DEPARTMENT OF SOCIAL SERVICES
AMBULANCE SRV REIM ALLOW TRF**

5. CORE RECONCILIATION DETAIL

	Budget Class	FTE	GR	Federal	Other	Total	Explanation
TAFP AFTER VETOES	TRF	0.00	20,837,332	0	0	20,837,332	
	Total	0.00	20,837,332	0	0	20,837,332	
DEPARTMENT CORE REQUEST	TRF	0.00	20,837,332	0	0	20,837,332	
	Total	0.00	20,837,332	0	0	20,837,332	
GOVERNOR'S RECOMMENDED CORE	TRF	0.00	20,837,332	0	0	20,837,332	
	Total	0.00	20,837,332	0	0	20,837,332	

CORE RECONCILIATION DETAIL

**DEPARTMENT OF SOCIAL SERVICES
GR AMBULANCE SRV REIM ALL TRF**

5. CORE RECONCILIATION DETAIL

	Budget Class	FTE	GR	Federal	Other	Total	Explanation
TAFP AFTER VETOES							
	TRF	0.00	0	0	20,837,332	20,837,332	
	Total	0.00	0	0	20,837,332	20,837,332	
DEPARTMENT CORE REQUEST							
	TRF	0.00	0	0	20,837,332	20,837,332	
	Total	0.00	0	0	20,837,332	20,837,332	
GOVERNOR'S RECOMMENDED CORE							
	TRF	0.00	0	0	20,837,332	20,837,332	
	Total	0.00	0	0	20,837,332	20,837,332	

CORE RECONCILIATION DETAIL

**DEPARTMENT OF SOCIAL SERVICES
GR FRA-TRANSFER**

5. CORE RECONCILIATION DETAIL

	Budget Class	FTE	GR	Federal	Other	Total	Explanation
TAFP AFTER VETOES							
	TRF	0.00	718,701,378	0	0	718,701,378	
	Total	0.00	718,701,378	0	0	718,701,378	
DEPARTMENT CORE REQUEST							
	TRF	0.00	718,701,378	0	0	718,701,378	
	Total	0.00	718,701,378	0	0	718,701,378	
GOVERNOR'S RECOMMENDED CORE							
	TRF	0.00	718,701,378	0	0	718,701,378	
	Total	0.00	718,701,378	0	0	718,701,378	

CORE RECONCILIATION DETAIL

**DEPARTMENT OF SOCIAL SERVICES
FED REIMBURSE ALLOW-TRANSFER**

5. CORE RECONCILIATION DETAIL

	Budget Class	FTE	GR	Federal	Other	Total	Explanation
TAFP AFTER VETOES	TRF	0.00	0	0	718,701,378	718,701,378	
	Total	0.00	0	0	718,701,378	718,701,378	
DEPARTMENT CORE REQUEST	TRF	0.00	0	0	718,701,378	718,701,378	
	Total	0.00	0	0	718,701,378	718,701,378	
GOVERNOR'S RECOMMENDED CORE	TRF	0.00	0	0	718,701,378	718,701,378	
	Total	0.00	0	0	718,701,378	718,701,378	

CORE RECONCILIATION DETAIL

**DEPARTMENT OF SOCIAL SERVICES
GR NFFRA-TRANSFER**

5. CORE RECONCILIATION DETAIL

	Budget Class	FTE	GR	Federal	Other	Total	Explanation
TAFP AFTER VETOES							
	TRF	0.00	210,950,510	0	0	210,950,510	
	Total	0.00	210,950,510	0	0	210,950,510	
DEPARTMENT CORE REQUEST							
	TRF	0.00	210,950,510	0	0	210,950,510	
	Total	0.00	210,950,510	0	0	210,950,510	
GOVERNOR'S RECOMMENDED CORE							
	TRF	0.00	210,950,510	0	0	210,950,510	
	Total	0.00	210,950,510	0	0	210,950,510	

CORE RECONCILIATION DETAIL

**DEPARTMENT OF SOCIAL SERVICES
NURSING FACILITY REIM-TRANSFER**

5. CORE RECONCILIATION DETAIL

	Budget Class	FTE	GR	Federal	Other	Total	Explanation
TAFP AFTER VETOES							
	TRF	0.00	0	0	210,950,510	210,950,510	
	Total	0.00	0	0	210,950,510	210,950,510	
DEPARTMENT CORE REQUEST							
	TRF	0.00	0	0	210,950,510	210,950,510	
	Total	0.00	0	0	210,950,510	210,950,510	
GOVERNOR'S RECOMMENDED CORE							
	TRF	0.00	0	0	210,950,510	210,950,510	
	Total	0.00	0	0	210,950,510	210,950,510	

CORE RECONCILIATION DETAIL

**DEPARTMENT OF SOCIAL SERVICES
NURSING FACILITY QLTY-TRANSFER**

5. CORE RECONCILIATION DETAIL

	Budget Class	FTE	GR	Federal	Other	Total	Explanation
TAFP AFTER VETOES							
	TRF	0.00	0	0	1,500,000	1,500,000	
	Total	0.00	0	0	1,500,000	1,500,000	
DEPARTMENT CORE REQUEST							
	TRF	0.00	0	0	1,500,000	1,500,000	
	Total	0.00	0	0	1,500,000	1,500,000	
GOVERNOR'S RECOMMENDED CORE							
	TRF	0.00	0	0	1,500,000	1,500,000	
	Total	0.00	0	0	1,500,000	1,500,000	

CORE RECONCILIATION DETAIL

**DEPARTMENT OF SOCIAL SERVICES
ENHANCED FMAP TRANSFER**

5. CORE RECONCILIATION DETAIL

	Budget Class	FTE	GR	Federal	Other	Total	Explanation
TAFP AFTER VETOES							
	TRF	0.00	0	675,000,000	0	675,000,000	
	Total	0.00	0	675,000,000	0	675,000,000	
DEPARTMENT CORE ADJUSTMENTS							
1x Expenditures	334 T928 TRF	0.00	0	(675,000,000)	0	(675,000,000)	Core reduction of one-time funding.
	NET DEPARTMENT CHANGES	0.00	0	(675,000,000)	0	(675,000,000)	
DEPARTMENT CORE REQUEST							
	TRF	0.00	0	0	0	0	
	Total	0.00	0	0	0	0	
GOVERNOR'S RECOMMENDED CORE							
	TRF	0.00	0	0	0	0	
	Total	0.00	0	0	0	0	

CORE RECONCILIATION DETAIL

**DEPARTMENT OF SOCIAL SERVICES
TITLE XIX - FED FUND TRANSFER**

5. CORE RECONCILIATION DETAIL

	Budget Class	FTE	GR	Federal	Other	Total	Explanation
TAFP AFTER VETOES							
	TRF	0.00	0	188,543,448	0	188,543,448	
	Total	0.00	0	188,543,448	0	188,543,448	
DEPARTMENT CORE ADJUSTMENTS							
1x Expenditures	199 T217 TRF	0.00	0	(188,543,448)	0	(188,543,448)	Core reduction of one-time funding.
	NET DEPARTMENT CHANGES	0.00	0	(188,543,448)	0	(188,543,448)	
DEPARTMENT CORE REQUEST							
	TRF	0.00	0	0	0	0	
	Total	0.00	0	0	0	0	
GOVERNOR'S RECOMMENDED CORE							
	TRF	0.00	0	0	0	0	
	Total	0.00	0	0	0	0	

CORE RECONCILIATION DETAIL

**DEPARTMENT OF SOCIAL SERVICES
DSS FEDERAL FUND TRANSFER**

5. CORE RECONCILIATION DETAIL

	Budget Class	FTE	GR	Federal	Other	Total	Explanation
TAFP AFTER VETOES							
	TRF	0.00	0	27,683,346	0	27,683,346	
	Total	0.00	0	27,683,346	0	27,683,346	
DEPARTMENT CORE ADJUSTMENTS							
1x Expenditures	201 T219 TRF	0.00	0	(27,683,346)	0	(27,683,346)	Core reduction of one-time funding.
	NET DEPARTMENT CHANGES	0.00	0	(27,683,346)	0	(27,683,346)	
DEPARTMENT CORE REQUEST							
	TRF	0.00	0	0	0	0	
	Total	0.00	0	0	0	0	
GOVERNOR'S RECOMMENDED CORE							
	TRF	0.00	0	0	0	0	
	Total	0.00	0	0	0	0	

CORE RECONCILIATION DETAIL

**DEPARTMENT OF SOCIAL SERVICES
FED STIM TO GR TRANSFER**

5. CORE RECONCILIATION DETAIL

	Budget Class	FTE	GR	Federal	Other	Total	Explanation
TAFP AFTER VETOES							
	TRF	0.00	0	4,000,000	0	4,000,000	
	Total	0.00	0	4,000,000	0	4,000,000	
DEPARTMENT CORE ADJUSTMENTS							
1x Expenditures	332 T175 TRF	0.00	0	(4,000,000)	0	(4,000,000)	Core reduction of one-time funding.
	NET DEPARTMENT CHANGES	0.00	0	(4,000,000)	0	(4,000,000)	
DEPARTMENT CORE REQUEST							
	TRF	0.00	0	0	0	0	
	Total	0.00	0	0	0	0	
GOVERNOR'S RECOMMENDED CORE							
	TRF	0.00	0	0	0	0	
	Total	0.00	0	0	0	0	

DECISION ITEM SUMMARY

Budget Unit									
Decision Item	FY 2023	FY 2023	FY 2024	FY 2024	FY 2025	FY 2025	*****	*****	
Budget Object Summary	ACTUAL	ACTUAL	BUDGET	BUDGET	DEPT REQ	DEPT REQ	SECURED	SECURED	
Fund	DOLLAR	FTE	DOLLAR	FTE	DOLLAR	FTE	COLUMN	COLUMN	
IGT EXPEND TRANSFER									
CORE									
FUND TRANSFERS									
INTERGOVERNMENTAL TRANSFER	76,077,705	0.00	137,074,165	0.00	137,074,165	0.00	0	0.00	
TOTAL - TRF	76,077,705	0.00	137,074,165	0.00	137,074,165	0.00	0	0.00	
TOTAL	76,077,705	0.00	137,074,165	0.00	137,074,165	0.00	0	0.00	
GRAND TOTAL	\$76,077,705	0.00	\$137,074,165	0.00	\$137,074,165	0.00	\$0	0.00	

DECISION ITEM SUMMARY

Budget Unit								
Decision Item	FY 2023	FY 2023	FY 2024	FY 2024	FY 2025	FY 2025	*****	*****
Budget Object Summary	ACTUAL	ACTUAL	BUDGET	BUDGET	DEPT REQ	DEPT REQ	SECURED	SECURED
Fund	DOLLAR	FTE	DOLLAR	FTE	DOLLAR	FTE	COLUMN	COLUMN
GR PHARMACY FRA TRANSFER								
CORE								
FUND TRANSFERS								
GENERAL REVENUE	2,911,183	0.00	38,737,111	0.00	38,737,111	0.00	0	0.00
TOTAL - TRF	2,911,183	0.00	38,737,111	0.00	38,737,111	0.00	0	0.00
TOTAL	2,911,183	0.00	38,737,111	0.00	38,737,111	0.00	0	0.00
GRAND TOTAL	\$2,911,183	0.00	\$38,737,111	0.00	\$38,737,111	0.00	\$0	0.00

DECISION ITEM SUMMARY

Budget Unit								
Decision Item	FY 2023	FY 2023	FY 2024	FY 2024	FY 2025	FY 2025	*****	*****
Budget Object Summary	ACTUAL	ACTUAL	BUDGET	BUDGET	DEPT REQ	DEPT REQ	SECURED	SECURED
Fund	DOLLAR	FTE	DOLLAR	FTE	DOLLAR	FTE	COLUMN	COLUMN
PHARMACY FRA TRANSFER								
CORE								
FUND TRANSFERS								
PHARMACY REIMBURSEMENT ALLOWAN	2,911,183	0.00	38,737,111	0.00	38,737,111	0.00	0	0.00
TOTAL - TRF	2,911,183	0.00	38,737,111	0.00	38,737,111	0.00	0	0.00
TOTAL	2,911,183	0.00	38,737,111	0.00	38,737,111	0.00	0	0.00
GRAND TOTAL	\$2,911,183	0.00	\$38,737,111	0.00	\$38,737,111	0.00	\$0	0.00

DECISION ITEM SUMMARY

Budget Unit								
Decision Item	FY 2023	FY 2023	FY 2024	FY 2024	FY 2025	FY 2025	*****	*****
Budget Object Summary	ACTUAL	ACTUAL	BUDGET	BUDGET	DEPT REQ	DEPT REQ	SECURED	SECURED
Fund	DOLLAR	FTE	DOLLAR	FTE	DOLLAR	FTE	COLUMN	COLUMN
AMBULANCE SRV REIM ALLOW TRF								
CORE								
FUND TRANSFERS								
GENERAL REVENUE	5,749,827	0.00	20,837,332	0.00	20,837,332	0.00	0	0.00
TOTAL - TRF	5,749,827	0.00	20,837,332	0.00	20,837,332	0.00	0	0.00
TOTAL	5,749,827	0.00	20,837,332	0.00	20,837,332	0.00	0	0.00
GRAND TOTAL	\$5,749,827	0.00	\$20,837,332	0.00	\$20,837,332	0.00	\$0	0.00

DECISION ITEM SUMMARY

Budget Unit								
Decision Item	FY 2023	FY 2023	FY 2024	FY 2024	FY 2025	FY 2025	*****	*****
Budget Object Summary	ACTUAL	ACTUAL	BUDGET	BUDGET	DEPT REQ	DEPT REQ	SECURED	SECURED
Fund	DOLLAR	FTE	DOLLAR	FTE	DOLLAR	FTE	COLUMN	COLUMN
GR AMBULANCE SRV REIM ALL TRF								
CORE								
FUND TRANSFERS								
AMBULANCE SERVICE REIMB ALLOW	5,749,827	0.00	20,837,332	0.00	20,837,332	0.00	0	0.00
TOTAL - TRF	5,749,827	0.00	20,837,332	0.00	20,837,332	0.00	0	0.00
TOTAL	5,749,827	0.00	20,837,332	0.00	20,837,332	0.00	0	0.00
GRAND TOTAL	\$5,749,827	0.00	\$20,837,332	0.00	\$20,837,332	0.00	\$0	0.00

DECISION ITEM SUMMARY

Budget Unit									
Decision Item	FY 2023	FY 2023	FY 2024	FY 2024	FY 2025	FY 2025	*****	*****	
Budget Object Summary	ACTUAL	ACTUAL	BUDGET	BUDGET	DEPT REQ	DEPT REQ	SECURED	SECURED	
Fund	DOLLAR	FTE	DOLLAR	FTE	DOLLAR	FTE	COLUMN	COLUMN	
GR FRA-TRANSFER									
CORE									
FUND TRANSFERS									
GENERAL REVENUE	537,672,545	0.00	718,701,378	0.00	718,701,378	0.00	0	0.00	
TOTAL - TRF	537,672,545	0.00	718,701,378	0.00	718,701,378	0.00	0	0.00	
TOTAL	537,672,545	0.00	718,701,378	0.00	718,701,378	0.00	0	0.00	
FRA Transfer Approp (CTC) - 1886017									
FUND TRANSFERS									
GENERAL REVENUE	0	0.00	0	0.00	51,000,000	0.00	0	0.00	
TOTAL - TRF	0	0.00	0	0.00	51,000,000	0.00	0	0.00	
TOTAL	0	0.00	0	0.00	51,000,000	0.00	0	0.00	
GRAND TOTAL	\$537,672,545	0.00	\$718,701,378	0.00	\$769,701,378	0.00	\$0	0.00	

DECISION ITEM SUMMARY

Budget Unit									
Decision Item	FY 2023	FY 2023	FY 2024	FY 2024	FY 2025	FY 2025	*****	*****	
Budget Object Summary	ACTUAL	ACTUAL	BUDGET	BUDGET	DEPT REQ	DEPT REQ	SECURED	SECURED	
Fund	DOLLAR	FTE	DOLLAR	FTE	DOLLAR	FTE	COLUMN	COLUMN	
FED REIMBURSE ALLOW-TRANSFER									
CORE									
FUND TRANSFERS									
FEDERAL REIMBURSMENT ALLOWANCE	537,672,545	0.00	718,701,378	0.00	718,701,378	0.00	0	0.00	
TOTAL - TRF	537,672,545	0.00	718,701,378	0.00	718,701,378	0.00	0	0.00	
TOTAL	537,672,545	0.00	718,701,378	0.00	718,701,378	0.00	0	0.00	
FRA Transfer Approp (CTC) - 1886017									
FUND TRANSFERS									
FEDERAL REIMBURSMENT ALLOWANCE	0	0.00	0	0.00	51,000,000	0.00	0	0.00	
TOTAL - TRF	0	0.00	0	0.00	51,000,000	0.00	0	0.00	
TOTAL	0	0.00	0	0.00	51,000,000	0.00	0	0.00	
GRAND TOTAL	\$537,672,545	0.00	\$718,701,378	0.00	\$769,701,378	0.00	\$0	0.00	

DECISION ITEM SUMMARY

Budget Unit									
Decision Item	FY 2023	FY 2023	FY 2024	FY 2024	FY 2025	FY 2025	*****	*****	
Budget Object Summary	ACTUAL	ACTUAL	BUDGET	BUDGET	DEPT REQ	DEPT REQ	SECURED	SECURED	
Fund	DOLLAR	FTE	DOLLAR	FTE	DOLLAR	FTE	COLUMN	COLUMN	
GR NFFRA-TRANSFER									
CORE									
FUND TRANSFERS									
GENERAL REVENUE	158,621,471	0.00	210,950,510	0.00	210,950,510	0.00	0	0.00	
TOTAL - TRF	158,621,471	0.00	210,950,510	0.00	210,950,510	0.00	0	0.00	
TOTAL	158,621,471	0.00	210,950,510	0.00	210,950,510	0.00	0	0.00	
GRAND TOTAL	\$158,621,471	0.00	\$210,950,510	0.00	\$210,950,510	0.00	\$0	0.00	

DECISION ITEM SUMMARY

Budget Unit								
Decision Item	FY 2023	FY 2023	FY 2024	FY 2024	FY 2025	FY 2025	*****	*****
Budget Object Summary	ACTUAL	ACTUAL	BUDGET	BUDGET	DEPT REQ	DEPT REQ	SECURED	SECURED
Fund	DOLLAR	FTE	DOLLAR	FTE	DOLLAR	FTE	COLUMN	COLUMN
NURSING FACILITY REIM-TRANSFER								
CORE								
FUND TRANSFERS								
NURSING FACILITY FED REIM ALLW	158,621,471	0.00	210,950,510	0.00	210,950,510	0.00	0	0.00
TOTAL - TRF	158,621,471	0.00	210,950,510	0.00	210,950,510	0.00	0	0.00
TOTAL	158,621,471	0.00	210,950,510	0.00	210,950,510	0.00	0	0.00
GRAND TOTAL	\$158,621,471	0.00	\$210,950,510	0.00	\$210,950,510	0.00	\$0	0.00

DECISION ITEM SUMMARY

Budget Unit								
Decision Item	FY 2023	FY 2023	FY 2024	FY 2024	FY 2025	FY 2025	*****	*****
Budget Object Summary	ACTUAL	ACTUAL	BUDGET	BUDGET	DEPT REQ	DEPT REQ	SECURED	SECURED
Fund	DOLLAR	FTE	DOLLAR	FTE	DOLLAR	FTE	COLUMN	COLUMN
NURSING FACILITY QLTY-TRANSFER								
CORE								
FUND TRANSFERS								
NURSING FACILITY FED REIM ALLW	0	0.00	1,500,000	0.00	1,500,000	0.00	0	0.00
TOTAL - TRF	0	0.00	1,500,000	0.00	1,500,000	0.00	0	0.00
TOTAL	0	0.00	1,500,000	0.00	1,500,000	0.00	0	0.00
GRAND TOTAL	\$0	0.00	\$1,500,000	0.00	\$1,500,000	0.00	\$0	0.00

DECISION ITEM SUMMARY

Budget Unit									
Decision Item	FY 2023	FY 2023	FY 2024	FY 2024	FY 2025	FY 2025	*****	*****	
Budget Object Summary	ACTUAL	ACTUAL	BUDGET	BUDGET	DEPT REQ	DEPT REQ	SECURED	SECURED	
Fund	DOLLAR	FTE	DOLLAR	FTE	DOLLAR	FTE	COLUMN	COLUMN	
ENHANCED FMAP TRANSFER									
CORE									
FUND TRANSFERS									
FMAP ENHANCEMENT FUND	875,000,000	0.00	675,000,000	0.00	0	0.00	0	0.00	
TOTAL - TRF	875,000,000	0.00	675,000,000	0.00	0	0.00	0	0.00	
TOTAL	875,000,000	0.00	675,000,000	0.00	0	0.00	0	0.00	
GRAND TOTAL	\$875,000,000	0.00	\$675,000,000	0.00	\$0	0.00	\$0	0.00	

DECISION ITEM SUMMARY

Budget Unit									
Decision Item	FY 2023	FY 2023	FY 2024	FY 2024	FY 2025	FY 2025	*****	*****	
Budget Object Summary	ACTUAL	ACTUAL	BUDGET	BUDGET	DEPT REQ	DEPT REQ	SECURED	SECURED	
Fund	DOLLAR	FTE	DOLLAR	FTE	DOLLAR	FTE	COLUMN	COLUMN	
TITLE XIX - FED FUND TRANSFER									
CORE									
FUND TRANSFERS									
TITLE XIX-FEDERAL AND OTHER	0	0.00	188,543,448	0.00	0	0.00	0	0.00	
TOTAL - TRF	0	0.00	188,543,448	0.00	0	0.00	0	0.00	
TOTAL	0	0.00	188,543,448	0.00	0	0.00	0	0.00	
GRAND TOTAL	\$0	0.00	\$188,543,448	0.00	\$0	0.00	\$0	0.00	

DECISION ITEM SUMMARY

Budget Unit								
Decision Item	FY 2023	FY 2023	FY 2024	FY 2024	FY 2025	FY 2025	*****	*****
Budget Object Summary	ACTUAL	ACTUAL	BUDGET	BUDGET	DEPT REQ	DEPT REQ	SECURED	SECURED
Fund	DOLLAR	FTE	DOLLAR	FTE	DOLLAR	FTE	COLUMN	COLUMN
DSS FEDERAL FUND TRANSFER								
CORE								
FUND TRANSFERS								
DEPT OF SOC SERV FEDERAL & OTH	0	0.00	27,683,346	0.00	0	0.00	0	0.00
TOTAL - TRF	0	0.00	27,683,346	0.00	0	0.00	0	0.00
TOTAL	0	0.00	27,683,346	0.00	0	0.00	0	0.00
GRAND TOTAL	\$0	0.00	\$27,683,346	0.00	\$0	0.00	\$0	0.00

DECISION ITEM SUMMARY

Budget Unit								
Decision Item	FY 2023	FY 2023	FY 2024	FY 2024	FY 2025	FY 2025	*****	*****
Budget Object Summary	ACTUAL	ACTUAL	BUDGET	BUDGET	DEPT REQ	DEPT REQ	SECURED	SECURED
Fund	DOLLAR	FTE	DOLLAR	FTE	DOLLAR	FTE	COLUMN	COLUMN
FED STIM TO GR TRANSFER								
CORE								
FUND TRANSFERS								
FEDERAL STIMULUS-DSS	0	0.00	4,000,000	0.00	0	0.00	0	0.00
TOTAL - TRF	0	0.00	4,000,000	0.00	0	0.00	0	0.00
TOTAL	0	0.00	4,000,000	0.00	0	0.00	0	0.00
GRAND TOTAL	\$0	0.00	\$4,000,000	0.00	\$0	0.00	\$0	0.00

DECISION ITEM DETAIL

Budget Unit	FY 2023	FY 2023	FY 2024	FY 2024	FY 2025	FY 2025	*****	*****
Decision Item	ACTUAL	ACTUAL	BUDGET	BUDGET	DEPT REQ	DEPT REQ	SECURED	SECURED
Budget Object Class	DOLLAR	FTE	DOLLAR	FTE	DOLLAR	FTE	COLUMN	COLUMN
IGT EXPEND TRANSFER								
CORE								
TRANSFERS OUT	76,077,705	0.00	137,074,165	0.00	137,074,165	0.00	0	0.00
TOTAL - TRF	76,077,705	0.00	137,074,165	0.00	137,074,165	0.00	0	0.00
GRAND TOTAL	\$76,077,705	0.00	\$137,074,165	0.00	\$137,074,165	0.00	\$0	0.00
GENERAL REVENUE	\$0	0.00	\$0	0.00	\$0	0.00		0.00
FEDERAL FUNDS	\$0	0.00	\$0	0.00	\$0	0.00		0.00
OTHER FUNDS	\$76,077,705	0.00	\$137,074,165	0.00	\$137,074,165	0.00		0.00

DECISION ITEM DETAIL

Budget Unit	FY 2023	FY 2023	FY 2024	FY 2024	FY 2025	FY 2025	*****	*****
Decision Item	ACTUAL	ACTUAL	BUDGET	BUDGET	DEPT REQ	DEPT REQ	SECURED	SECURED
Budget Object Class	DOLLAR	FTE	DOLLAR	FTE	DOLLAR	FTE	COLUMN	COLUMN
GR PHARMACY FRA TRANSFER								
CORE								
TRANSFERS OUT	2,911,183	0.00	38,737,111	0.00	38,737,111	0.00	0	0.00
TOTAL - TRF	2,911,183	0.00	38,737,111	0.00	38,737,111	0.00	0	0.00
GRAND TOTAL	\$2,911,183	0.00	\$38,737,111	0.00	\$38,737,111	0.00	\$0	0.00
GENERAL REVENUE	\$2,911,183	0.00	\$38,737,111	0.00	\$38,737,111	0.00		0.00
FEDERAL FUNDS	\$0	0.00	\$0	0.00	\$0	0.00		0.00
OTHER FUNDS	\$0	0.00	\$0	0.00	\$0	0.00		0.00

DECISION ITEM DETAIL

Budget Unit	FY 2023	FY 2023	FY 2024	FY 2024	FY 2025	FY 2025	*****	*****
Decision Item	ACTUAL	ACTUAL	BUDGET	BUDGET	DEPT REQ	DEPT REQ	SECURED	SECURED
Budget Object Class	DOLLAR	FTE	DOLLAR	FTE	DOLLAR	FTE	COLUMN	COLUMN
PHARMACY FRA TRANSFER								
CORE								
TRANSFERS OUT	2,911,183	0.00	38,737,111	0.00	38,737,111	0.00	0	0.00
TOTAL - TRF	2,911,183	0.00	38,737,111	0.00	38,737,111	0.00	0	0.00
GRAND TOTAL	\$2,911,183	0.00	\$38,737,111	0.00	\$38,737,111	0.00	\$0	0.00
GENERAL REVENUE	\$0	0.00	\$0	0.00	\$0	0.00		0.00
FEDERAL FUNDS	\$0	0.00	\$0	0.00	\$0	0.00		0.00
OTHER FUNDS	\$2,911,183	0.00	\$38,737,111	0.00	\$38,737,111	0.00		0.00

DECISION ITEM DETAIL

Budget Unit	FY 2023	FY 2023	FY 2024	FY 2024	FY 2025	FY 2025	*****	*****
Decision Item	ACTUAL	ACTUAL	BUDGET	BUDGET	DEPT REQ	DEPT REQ	SECURED	SECURED
Budget Object Class	DOLLAR	FTE	DOLLAR	FTE	DOLLAR	FTE	COLUMN	COLUMN
AMBULANCE SRV REIM ALLOW TRF								
CORE								
TRANSFERS OUT	5,749,827	0.00	20,837,332	0.00	20,837,332	0.00	0	0.00
TOTAL - TRF	5,749,827	0.00	20,837,332	0.00	20,837,332	0.00	0	0.00
GRAND TOTAL	\$5,749,827	0.00	\$20,837,332	0.00	\$20,837,332	0.00	\$0	0.00
GENERAL REVENUE	\$5,749,827	0.00	\$20,837,332	0.00	\$20,837,332	0.00		0.00
FEDERAL FUNDS	\$0	0.00	\$0	0.00	\$0	0.00		0.00
OTHER FUNDS	\$0	0.00	\$0	0.00	\$0	0.00		0.00

DECISION ITEM DETAIL

Budget Unit	FY 2023	FY 2023	FY 2024	FY 2024	FY 2025	FY 2025	*****	*****
Decision Item	ACTUAL	ACTUAL	BUDGET	BUDGET	DEPT REQ	DEPT REQ	SECURED	SECURED
Budget Object Class	DOLLAR	FTE	DOLLAR	FTE	DOLLAR	FTE	COLUMN	COLUMN
GR AMBULANCE SRV REIM ALL TRF								
CORE								
TRANSFERS OUT	5,749,827	0.00	20,837,332	0.00	20,837,332	0.00	0	0.00
TOTAL - TRF	5,749,827	0.00	20,837,332	0.00	20,837,332	0.00	0	0.00
GRAND TOTAL	\$5,749,827	0.00	\$20,837,332	0.00	\$20,837,332	0.00	\$0	0.00
GENERAL REVENUE	\$0	0.00	\$0	0.00	\$0	0.00		0.00
FEDERAL FUNDS	\$0	0.00	\$0	0.00	\$0	0.00		0.00
OTHER FUNDS	\$5,749,827	0.00	\$20,837,332	0.00	\$20,837,332	0.00		0.00

DECISION ITEM DETAIL

Budget Unit	FY 2023	FY 2023	FY 2024	FY 2024	FY 2025	FY 2025	*****	*****
Decision Item	ACTUAL	ACTUAL	BUDGET	BUDGET	DEPT REQ	DEPT REQ	SECURED	SECURED
Budget Object Class	DOLLAR	FTE	DOLLAR	FTE	DOLLAR	FTE	COLUMN	COLUMN
GR FRA-TRANSFER								
CORE								
TRANSFERS OUT	537,672,545	0.00	718,701,378	0.00	718,701,378	0.00	0	0.00
TOTAL - TRF	537,672,545	0.00	718,701,378	0.00	718,701,378	0.00	0	0.00
GRAND TOTAL	\$537,672,545	0.00	\$718,701,378	0.00	\$718,701,378	0.00	\$0	0.00
GENERAL REVENUE	\$537,672,545	0.00	\$718,701,378	0.00	\$718,701,378	0.00		0.00
FEDERAL FUNDS	\$0	0.00	\$0	0.00	\$0	0.00		0.00
OTHER FUNDS	\$0	0.00	\$0	0.00	\$0	0.00		0.00

DECISION ITEM DETAIL

Budget Unit	FY 2023	FY 2023	FY 2024	FY 2024	FY 2025	FY 2025	*****	*****
Decision Item	ACTUAL	ACTUAL	BUDGET	BUDGET	DEPT REQ	DEPT REQ	SECURED	SECURED
Budget Object Class	DOLLAR	FTE	DOLLAR	FTE	DOLLAR	FTE	COLUMN	COLUMN
FED REIMBURSE ALLOW-TRANSFER								
CORE								
TRANSFERS OUT	537,672,545	0.00	718,701,378	0.00	718,701,378	0.00	0	0.00
TOTAL - TRF	537,672,545	0.00	718,701,378	0.00	718,701,378	0.00	0	0.00
GRAND TOTAL	\$537,672,545	0.00	\$718,701,378	0.00	\$718,701,378	0.00	\$0	0.00
GENERAL REVENUE	\$0	0.00	\$0	0.00	\$0	0.00		0.00
FEDERAL FUNDS	\$0	0.00	\$0	0.00	\$0	0.00		0.00
OTHER FUNDS	\$537,672,545	0.00	\$718,701,378	0.00	\$718,701,378	0.00		0.00

DECISION ITEM DETAIL

Budget Unit	FY 2023	FY 2023	FY 2024	FY 2024	FY 2025	FY 2025	*****	*****
Decision Item	ACTUAL	ACTUAL	BUDGET	BUDGET	DEPT REQ	DEPT REQ	SECURED	SECURED
Budget Object Class	DOLLAR	FTE	DOLLAR	FTE	DOLLAR	FTE	COLUMN	COLUMN
GR NFFRA-TRANSFER								
CORE								
TRANSFERS OUT	158,621,471	0.00	210,950,510	0.00	210,950,510	0.00	0	0.00
TOTAL - TRF	158,621,471	0.00	210,950,510	0.00	210,950,510	0.00	0	0.00
GRAND TOTAL	\$158,621,471	0.00	\$210,950,510	0.00	\$210,950,510	0.00	\$0	0.00
GENERAL REVENUE	\$158,621,471	0.00	\$210,950,510	0.00	\$210,950,510	0.00		0.00
FEDERAL FUNDS	\$0	0.00	\$0	0.00	\$0	0.00		0.00
OTHER FUNDS	\$0	0.00	\$0	0.00	\$0	0.00		0.00

DECISION ITEM DETAIL

Budget Unit	FY 2023	FY 2023	FY 2024	FY 2024	FY 2025	FY 2025	*****	*****
Decision Item	ACTUAL	ACTUAL	BUDGET	BUDGET	DEPT REQ	DEPT REQ	SECURED	SECURED
Budget Object Class	DOLLAR	FTE	DOLLAR	FTE	DOLLAR	FTE	COLUMN	COLUMN
NURSING FACILITY REIM-TRANSFER								
CORE								
TRANSFERS OUT	158,621,471	0.00	210,950,510	0.00	210,950,510	0.00	0	0.00
TOTAL - TRF	158,621,471	0.00	210,950,510	0.00	210,950,510	0.00	0	0.00
GRAND TOTAL	\$158,621,471	0.00	\$210,950,510	0.00	\$210,950,510	0.00	\$0	0.00
GENERAL REVENUE	\$0	0.00	\$0	0.00	\$0	0.00		0.00
FEDERAL FUNDS	\$0	0.00	\$0	0.00	\$0	0.00		0.00
OTHER FUNDS	\$158,621,471	0.00	\$210,950,510	0.00	\$210,950,510	0.00		0.00

DECISION ITEM DETAIL

Budget Unit	FY 2023	FY 2023	FY 2024	FY 2024	FY 2025	FY 2025	*****	*****
Decision Item	ACTUAL	ACTUAL	BUDGET	BUDGET	DEPT REQ	DEPT REQ	SECURED	SECURED
Budget Object Class	DOLLAR	FTE	DOLLAR	FTE	DOLLAR	FTE	COLUMN	COLUMN
NURSING FACILITY QLTY-TRANSFER								
CORE								
TRANSFERS OUT	0	0.00	1,500,000	0.00	1,500,000	0.00	0	0.00
TOTAL - TRF	0	0.00	1,500,000	0.00	1,500,000	0.00	0	0.00
GRAND TOTAL	\$0	0.00	\$1,500,000	0.00	\$1,500,000	0.00	\$0	0.00
GENERAL REVENUE	\$0	0.00	\$0	0.00	\$0	0.00		0.00
FEDERAL FUNDS	\$0	0.00	\$0	0.00	\$0	0.00		0.00
OTHER FUNDS	\$0	0.00	\$1,500,000	0.00	\$1,500,000	0.00		0.00

DECISION ITEM DETAIL

Budget Unit	FY 2023	FY 2023	FY 2024	FY 2024	FY 2025	FY 2025	*****	*****
Decision Item	ACTUAL	ACTUAL	BUDGET	BUDGET	DEPT REQ	DEPT REQ	SECURED	SECURED
Budget Object Class	DOLLAR	FTE	DOLLAR	FTE	DOLLAR	FTE	COLUMN	COLUMN
ENHANCED FMAP TRANSFER								
CORE								
TRANSFERS OUT	875,000,000	0.00	675,000,000	0.00	0	0.00	0	0.00
TOTAL - TRF	875,000,000	0.00	675,000,000	0.00	0	0.00	0	0.00
GRAND TOTAL	\$875,000,000	0.00	\$675,000,000	0.00	\$0	0.00	\$0	0.00
GENERAL REVENUE	\$0	0.00	\$0	0.00	\$0	0.00		0.00
FEDERAL FUNDS	\$875,000,000	0.00	\$675,000,000	0.00	\$0	0.00		0.00
OTHER FUNDS	\$0	0.00	\$0	0.00	\$0	0.00		0.00

DECISION ITEM DETAIL

Budget Unit	FY 2023	FY 2023	FY 2024	FY 2024	FY 2025	FY 2025	*****	*****
Decision Item	ACTUAL	ACTUAL	BUDGET	BUDGET	DEPT REQ	DEPT REQ	SECURED	SECURED
Budget Object Class	DOLLAR	FTE	DOLLAR	FTE	DOLLAR	FTE	COLUMN	COLUMN
TITLE XIX - FED FUND TRANSFER								
CORE								
TRANSFERS OUT	0	0.00	188,543,448	0.00	0	0.00	0	0.00
TOTAL - TRF	0	0.00	188,543,448	0.00	0	0.00	0	0.00
GRAND TOTAL	\$0	0.00	\$188,543,448	0.00	\$0	0.00	\$0	0.00
GENERAL REVENUE	\$0	0.00	\$0	0.00	\$0	0.00		0.00
FEDERAL FUNDS	\$0	0.00	\$188,543,448	0.00	\$0	0.00		0.00
OTHER FUNDS	\$0	0.00	\$0	0.00	\$0	0.00		0.00

DECISION ITEM DETAIL

Budget Unit	FY 2023	FY 2023	FY 2024	FY 2024	FY 2025	FY 2025	*****	*****
Decision Item	ACTUAL	ACTUAL	BUDGET	BUDGET	DEPT REQ	DEPT REQ	SECURED	SECURED
Budget Object Class	DOLLAR	FTE	DOLLAR	FTE	DOLLAR	FTE	COLUMN	COLUMN
DSS FEDERAL FUND TRANSFER								
CORE								
TRANSFERS OUT	0	0.00	27,683,346	0.00	0	0.00	0	0.00
TOTAL - TRF	0	0.00	27,683,346	0.00	0	0.00	0	0.00
GRAND TOTAL	\$0	0.00	\$27,683,346	0.00	\$0	0.00	\$0	0.00
GENERAL REVENUE	\$0	0.00	\$0	0.00	\$0	0.00		0.00
FEDERAL FUNDS	\$0	0.00	\$27,683,346	0.00	\$0	0.00		0.00
OTHER FUNDS	\$0	0.00	\$0	0.00	\$0	0.00		0.00

DECISION ITEM DETAIL

Budget Unit	FY 2023	FY 2023	FY 2024	FY 2024	FY 2025	FY 2025	*****	*****
Decision Item	ACTUAL	ACTUAL	BUDGET	BUDGET	DEPT REQ	DEPT REQ	SECURED	SECURED
Budget Object Class	DOLLAR	FTE	DOLLAR	FTE	DOLLAR	FTE	COLUMN	COLUMN
FED STIM TO GR TRANSFER								
CORE								
TRANSFERS OUT	0	0.00	4,000,000	0.00	0	0.00	0	0.00
TOTAL - TRF	0	0.00	4,000,000	0.00	0	0.00	0	0.00
GRAND TOTAL	\$0	0.00	\$4,000,000	0.00	\$0	0.00	\$0	0.00
GENERAL REVENUE	\$0	0.00	\$0	0.00	\$0	0.00		0.00
FEDERAL FUNDS	\$0	0.00	\$4,000,000	0.00	\$0	0.00		0.00
OTHER FUNDS	\$0	0.00	\$0	0.00	\$0	0.00		0.00

**NDI – Non-Count
FRA Transfer
Appropriation**

NEW DECISION ITEM

Department: Social Services
Division: MO HealthNet
DI Name: Non-Count FRA Transfer Appropriation **DI# 1886017**

Budget Unit: 90840C, 90845C
HB Section: 11.880, 11.885

1. AMOUNT OF REQUEST

	FY 2025 Budget Request			
	GR	Federal	Other	Total
PS	0	0	0	0
EE	0	0	0	0
PSD	0	0	0	0
TRF	51,000,000	0	51,000,000	102,000,000
Total	51,000,000	0	51,000,000	102,000,000

FTE 0.00 0.00 0.00 0.00

Est. Fringe	0	0	0	0
<i>Note: Fringes budgeted in House Bill 5 except for certain fringes budgeted directly to MoDOT, Highway Patrol, and Conservation.</i>				

Other Funds: Federal Reimbursement Allowance Fund (0142)
 Non-Counts: General Revenue (0101)
 Federal Reimbursement Allowance Fund (0142)

	FY 2025 Governor's Recommendation			
	GR	Federal	Other	Total
PS	0	0	0	0
EE	0	0	0	0
PSD	0	0	0	0
TRF	0	0	0	0
Total	0	0	0	0

FTE 0.00 0.00 0.00 0.00

Est. Fringe	0	0	0	0
<i>Note: Fringes budgeted in House Bill 5 except for certain fringes budgeted directly to MoDOT, Highway Patrol, and Conservation.</i>				

Other Funds: N/A
 Non-Counts: N/A

2. THIS REQUEST CAN BE CATEGORIZED AS:

<input type="checkbox"/> New Legislation	<input type="checkbox"/> New Program	<input type="checkbox"/> Fund Switch
<input type="checkbox"/> Federal Mandate	<input type="checkbox"/> Program Expansion	<input type="checkbox"/> Cost to Continue
<input type="checkbox"/> GR Pick-Up	<input type="checkbox"/> Space Request	<input type="checkbox"/> Equipment Replacement
<input type="checkbox"/> Pay Plan	<input checked="" type="checkbox"/> Other: <u>Increase Authority</u>	

3. WHY IS THIS FUNDING NEEDED? PROVIDE AN EXPLANATION FOR ITEMS CHECKED IN #2. INCLUDE THE FEDERAL OR STATE STATUTORY OR CONSTITUTIONAL AUTHORIZATION FOR THIS PROGRAM.

Based on projected MO HealthNet transfers for Fiscal Year (FY) 2024, it is anticipated that additional non-count appropriation authority will be necessary to operate the Federal Reimbursement Allowance Fund Transfer in FY 2025.

NEW DECISION ITEM

Department: Social Services
Division: MO HealthNet
DI Name: Non-Count FRA Transfer Appropriation **DI# 1886017**

Budget Unit: 90840C, 90845C
HB Section: 11.880, 11.885

4. DESCRIBE THE DETAILED ASSUMPTIONS USED TO DERIVE THE SPECIFIC REQUESTED AMOUNT. (How did you determine that the requested number of FTE were appropriate? From what source or standard did you derive the requested levels of funding? Were alternatives such as outsourcing or automation considered? If based on new legislation, does request tie to TAFP fiscal note? If not, explain why. Detail which portions of the request are one-times and how those amounts were calculated.)

Federal Medicaid regulation requires states to establish they have sufficient state dollars available in order to receive federal Medicaid matching funds. The Federal Reimbursement Allowance Transfers are used as accounting mechanisms to meet this requirement: Based on projected FY 2024 transfers, additional authority for FY 2025 is needed as follows:

	GR*	Other*	Total
--	-----	--------	-------

Estimated Shortfalls

Federal Reimbursement Allowance	51,000,000	51,000,000	102,000,000
---------------------------------	------------	------------	-------------

*Both GR and Other Fund appropriations are classified as non-count

5. BREAK DOWN THE REQUEST BY BUDGET OBJECT CLASS, JOB CLASS, AND FUND SOURCE. IDENTIFY ONE-TIME COSTS.

Budget Object Class/Job Class	Dept Req GR DOLLARS	Dept Req GR FTE	Dept Req FED DOLLARS	Dept Req FED FTE	Dept Req OTHER DOLLARS	Dept Req OTHER FTE	Dept Req TOTAL DOLLARS	Dept Req TOTAL FTE	Dept Req One-Time DOLLARS
Transfers	51,000,000				51,000,000		102,000,000		
Total TRF	51,000,000		0		51,000,000		102,000,000		0
Grand Total	51,000,000	0.0	0	0.0	51,000,000	0.0	102,000,000	0.0	0

NEW DECISION ITEM

Department: Social Services
Division: MO HealthNet
DI Name: Non-Count FRA Transfer Appropriation **DI# 1886017**

Budget Unit: 90840C, 90845C
HB Section: 11.880, 11.885

6. PERFORMANCE MEASURES (If new decision item has an associated core, separately identify projected performance with & without additional funding.)

6a. Provide an activity measure(s) for the program.

N/A

6b. Provide a measure(s) of the program's quality.

N/A

6c. Provide a measure(s) of the program's impact.

N/A

6d. Provide a measure(s) of the program's efficiency.

N/A

7. STRATEGIES TO ACHIEVE THE PERFORMANCE MEASUREMENT TARGETS:

N/A

DECISION ITEM DETAIL

Budget Unit	FY 2023	FY 2023	FY 2024	FY 2024	FY 2025	FY 2025	*****	*****
Decision Item	ACTUAL	ACTUAL	BUDGET	BUDGET	DEPT REQ	DEPT REQ	SECURED	SECURED
Budget Object Class	DOLLAR	FTE	DOLLAR	FTE	DOLLAR	FTE	COLUMN	COLUMN
GR FRA-TRANSFER								
FRA Transfer Approp (CTC) - 1886017								
TRANSFERS OUT	0	0.00	0	0.00	51,000,000	0.00	0	0.00
TOTAL - TRF	0	0.00	0	0.00	51,000,000	0.00	0	0.00
GRAND TOTAL	\$0	0.00	\$0	0.00	\$51,000,000	0.00	\$0	0.00
GENERAL REVENUE	\$0	0.00	\$0	0.00	\$51,000,000	0.00		0.00
FEDERAL FUNDS	\$0	0.00	\$0	0.00	\$0	0.00		0.00
OTHER FUNDS	\$0	0.00	\$0	0.00	\$0	0.00		0.00

DECISION ITEM DETAIL

Budget Unit	FY 2023	FY 2023	FY 2024	FY 2024	FY 2025	FY 2025	*****	*****
Decision Item	ACTUAL	ACTUAL	BUDGET	BUDGET	DEPT REQ	DEPT REQ	SECURED	SECURED
Budget Object Class	DOLLAR	FTE	DOLLAR	FTE	DOLLAR	FTE	COLUMN	COLUMN
FED REIMBURSE ALLOW-TRANSFER								
FRA Transfer Approp (CTC) - 1886017								
TRANSFERS OUT	0	0.00	0	0.00	51,000,000	0.00	0	0.00
TOTAL - TRF	0	0.00	0	0.00	51,000,000	0.00	0	0.00
GRAND TOTAL	\$0	0.00	\$0	0.00	\$51,000,000	0.00	\$0	0.00
GENERAL REVENUE	\$0	0.00	\$0	0.00	\$0	0.00		0.00
FEDERAL FUNDS	\$0	0.00	\$0	0.00	\$0	0.00		0.00
OTHER FUNDS	\$0	0.00	\$0	0.00	\$51,000,000	0.00		0.00

Core – Legal Expense Fund Transfer

CORE DECISION ITEM

Department: Social Services
 Division: Office of the Director
 Core: Legal Expense Fund Transfer

Budget Unit 90599C
 HB Section 11.950

1. CORE FINANCIAL SUMMARY

	FY 2025 Budget Request			
	GR	Federal	Other	Total
PS	0	0	0	0
EE	0	0	0	0
PSD	0	0	0	0
TRF	1	0	0	1
Total	1	0	0	1
FTE	0.00	0.00	0.00	0.00

Est. Fringe	0	0	0	0
<i>Note: Fringes budgeted in House Bill 5 except for certain fringes budgeted directly to MoDOT, Highway Patrol, and Conservation.</i>				

Other Funds: N/A

	FY 2025 Governor's Recommendation			
	GR	Federal	Other	Total
PS	0	0	0	0
EE	0	0	0	0
PSD	0	0	0	0
TRF	0	0	0	0
Total	0	0	0	0
FTE	0.00	0.00	0.00	0.00

Est. Fringe	0	0	0	0
<i>Note: Fringes budgeted in House Bill 5 except for certain fringes budgeted directly to MoDOT, Highway Patrol, and Conservation.</i>				

Other Funds: N/A

2. CORE DESCRIPTION

In FY 2020, the General Assembly appropriated \$1 for transfer from the department's core budget to the State Legal Expense Fund for the payment of claims, premiums, and expenses provided by Section 105.711 through Section 105.726, RSMo. In order to fund such expenses, the General Assembly also authorized three percent flexibility from various house bill sections in the department's operating budget into the \$1 transfer appropriation.

3. PROGRAM LISTING (list programs included in this core funding)

N/A

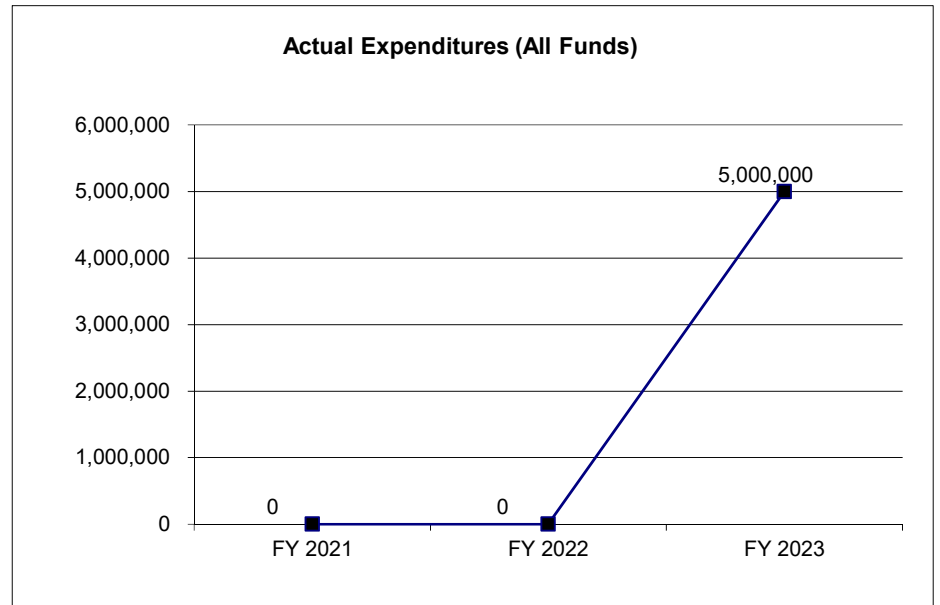
CORE DECISION ITEM

Department: Social Services
Division: Office of the Director
Core: Legal Expense Fund Transfer

Budget Unit 90599C
HB Section 11.950

4. FINANCIAL HISTORY

	FY 2021 Actual	FY 2022 Actual	FY 2023 Actual	FY 2024 Current Yr.
Appropriation (All Funds)	1	1	5,000,001	1
Less Reverted (All Funds)	0	0	0	0
Less Restricted (All Funds)	0	0	0	0
Budget Authority (All Funds)	1	1	5,000,001	1
Actual Expenditures (All Funds)	0	0	5,000,000	N/A
Unexpended (All Funds)	1	0	1	N/A
Unexpended, by Fund:				
General Revenue	1	1	1	N/A
Federal	0	0	0	N/A
Other	0	0	0	N/A
			(1)	



Reverted includes the statutory three-percent reserve amount (when applicable).

Restricted includes any Governor's Expenditure Restrictions which remained at the end of the fiscal year (when applicable).

NOTES:

(1) FY2023 - \$5,000,000 (HB 11.620 \$4,535,000 and HB 11.7000 \$465,000) was flexed to the Legal Expense Fund.

CORE RECONCILIATION DETAIL

**DEPARTMENT OF SOCIAL SERVICES
DSS LEGAL EXPENSE FUND TRF**

5. CORE RECONCILIATION DETAIL

	Budget Class	FTE	GR	Federal	Other	Total	Explanation
TAFP AFTER VETOES	TRF	0.00	1	0	0	1	
	Total	0.00	1	0	0	1	
DEPARTMENT CORE REQUEST	TRF	0.00	1	0	0	1	
	Total	0.00	1	0	0	1	
GOVERNOR'S RECOMMENDED CORE	TRF	0.00	1	0	0	1	
	Total	0.00	1	0	0	1	

DECISION ITEM SUMMARY

Budget Unit								
Decision Item	FY 2023	FY 2023	FY 2024	FY 2024	FY 2025	FY 2025	*****	*****
Budget Object Summary	ACTUAL	ACTUAL	BUDGET	BUDGET	DEPT REQ	DEPT REQ	SECURED	SECURED
Fund	DOLLAR	FTE	DOLLAR	FTE	DOLLAR	FTE	COLUMN	COLUMN
DSS LEGAL EXPENSE FUND TRF								
CORE								
FUND TRANSFERS								
GENERAL REVENUE	5,000,000	0.00	1	0.00	1	0.00	0	0.00
TOTAL - TRF	5,000,000	0.00	1	0.00	1	0.00	0	0.00
TOTAL	5,000,000	0.00	1	0.00	1	0.00	0	0.00
GRAND TOTAL	\$5,000,000	0.00	\$1	0.00	\$1	0.00	\$0	0.00

DECISION ITEM DETAIL

Budget Unit	FY 2023	FY 2023	FY 2024	FY 2024	FY 2025	FY 2025	*****	*****
Decision Item	ACTUAL	ACTUAL	BUDGET	BUDGET	DEPT REQ	DEPT REQ	SECURED	SECURED
Budget Object Class	DOLLAR	FTE	DOLLAR	FTE	DOLLAR	FTE	COLUMN	COLUMN
DSS LEGAL EXPENSE FUND TRF								
CORE								
TRANSFERS OUT	5,000,000	0.00	1	0.00	1	0.00	0	0.00
TOTAL - TRF	5,000,000	0.00	1	0.00	1	0.00	0	0.00
GRAND TOTAL	\$5,000,000	0.00	\$1	0.00	\$1	0.00	\$0	0.00
GENERAL REVENUE	\$5,000,000	0.00	\$1	0.00	\$1	0.00		0.00
FEDERAL FUNDS	\$0	0.00	\$0	0.00	\$0	0.00		0.00
OTHER FUNDS	\$0	0.00	\$0	0.00	\$0	0.00		0.00