


MISSOURI
DEPARTMENT OF
NATURAL RESOURCES

FY 2025

Budget Request



This page was intentionally left blank.



MISSOURI

DEPARTMENT OF NATURAL RESOURCES

Michael L. Parson
Governor

Dru Buntin
Director

September 29, 2023

Dan Haug
Office of Administration
Division of Budget & Planning
State Capitol Building, Room 124
Jefferson City, MO 65101

Dear Dan Haug:

The Department of Natural Resources is pleased to submit its Fiscal Year 2025 Budget Request. In this budget request, we have continued our commitment to fiscal responsibility, transparency, and accountability. We carefully reviewed our appropriation authority, and accordingly propose to reduce our budget request by \$159 thousand in excess operating and pass-through authority. This is in addition to the \$177.2 million of appropriation authority and 46 FTE the department has reduced voluntarily since our FY 2019 budget request.

This budget request reflects department priorities to:

- continue implementing compliance assistance as the most productive way to approach regulatory efforts;
- find more effective and efficient ways to target funding assistance to help Missouri communities thrive;
- improve and maintain infrastructure at Missouri's 93 state parks and historic sites;
- support the completion of Little Otter Creek and Roy Blunt reservoirs, as well as reallocation of Stockton Lake water storage to support long-term water security in southwest Missouri;
- develop new approaches to flood and drought resiliency through the Mo Hydrology Information Center (MoHIC);
- maintain open communication with our external partners.

This budget request also builds upon recent department successes:

- DNR passes approximately 83% of its budget, or more than \$800 million annually, through to Missouri communities and businesses. We awarded over \$136.3 million to five Missouri communities to improve their water and wastewater infrastructure, benefiting more than 148,000 Missourians; and \$40 million to Missouri landowners to fund nearly 6,000 projects designed to save soil and protect water quality.
- We built the partnership that accomplished the groundbreaking Atchison County Levee setback flood resiliency project.

- We continued to progress our maintenance and repair projects in Missouri State Parks, spending more than \$11.2 million last fiscal year on capital improvements and small maintenance and repair projects across the state park system.
- We worked with struggling public drinking water and wastewater systems to ensure clean water for Missourians through regionalization, interconnection, and compliance assistance.
- We focused on providing natural-resource recreational opportunities to underserved communities.

My team and I look forward to working with you to ensure a healthy environment in which to live, work, and enjoy Missouri's great outdoors.

Sincerely,

A handwritten signature in black ink, reading "Dru Buntin". The signature is written in a cursive, flowing style with a large initial "D" and a long, sweeping underline.

Dru Buntin
Director

Missouri Department of Natural Resources

FY 2025 Department Request

Table of Contents

Page #

Page #

Overview Information

Table of Contents	
Department Overview Information	i-iii
State Auditor Reports, Oversight Evaluations, MO Sunset Act Reports	iv-vi

Department Operations

Core - Department Operations	1
Core - Department Operations Flexibility Request	7
Core - Department Operations Program Description	10
NDI - Increased Internal Audit Program Efficiency	15
NDI - Department Risk Management	22

Division of Environmental Quality

Division of Environmental Quality Budget Summary	28
Core - Environmental Quality Operations Flexibility Request	30
Core - Environmental Quality Pass-Through Flexibility Request	31
Core - Financial Assistance Center Operations	32
Core - Water Infrastructure PSD	39
Core - Financial Assistance Center Program Description	45
Core - Water Projects PSD (HB 6.237)	52
Core - Wastewater Projects PSD (HB 6.238)	57
Core - Water and Wastewater Projects Program Description	62
NDI - Water and Wastewater Projects, Implementation & Administration	65
Core - Water Protection Program Operations	73
Core - Water Quality Studies PSD	82
Core - CAFO Closures PSD	87
Core - Water Protection Program Description	92
NDI - Fertilizer Transition Permit Writer	110
NDI - Per and Polyfluoroalkyl Substances (PFAS) Rule	116
Core - Water Quality Monitoring PSD (Elk River)	126
Core - Water Quality Monitoring Program Description (Elk River)	131
Core - Air Pollution Control Program Operations	133
Core - Air Pollution Control Grants and Contracts PSD	141
Core - Air Pollution Control Program Description	146
NDI - Anhydrous Ammonia	157

Division of Environmental Quality (continued)

Core - Environmental Remediation Program Operations	162
Core - Hazardous Sites PSD	170
Core - Environmental Remediation Program Description	175
NDI - General Revenue Transfer to Rad Waste Investigation Fund	186
NDI - Radioactive Waste Investigation Operations	190
NDI - Abandoned Tank Release & Orphaned Tank Closure	198
Core - Superfund Obligations	207
NDI - Superfund Obligations	213
Core - Petroleum Related Activities	224
Core - Petroleum Related Activities Program Description	230
Core - Waste Management Program Operations	237
Core - Solid Waste Management PSD	244
Core - Solid Waste Forfeitures PSD	249
Core - Waste Management Program Description	255
Core - Regional Offices	267
Core - Regional Offices Program Description	277
Core - Environmental Services Program Operations	283
Core - Hazardous Substances Analysis & Emergency Response PSD	291
Core - Environmental Services Program Description	296
Core - Administration Operations	303
Core - Technical Assistance Grants PSD	310
Core - DEQ Administration Program Description	315

Missouri Geological Survey

Core - Missouri Geological Survey Operations	322
Core - Missouri Geological Survey Flexibility Request	332
Core - Resource Development & Sustainability PSD	337
Core - Mined Land Reclamation & Studies PSD	343
Core - Oil & Gas Wells PSD	348
Core - Abandoned Oil & Gas Wells PSD	353
Core - Soil & Water Conservation PSD	358
Core - Soil & Water No Till Drill PSD	364
Core - Missouri Geological Survey Program Description	369
Core - Mined Land Reclamation Transfer	385
Core - Multipurpose Water Resource Program Transfer	390

Missouri Department of Natural Resources
FY 2025 Department Request
Table of Contents

Page #

Page #

Missouri Geological Survey (continued)

NDI - Critical Minerals for a Secure Future	395
NDI - Revive Econ Growth and Reclaim Orphaned Wells (REGROW) ..	406
NDI - USACE Missouri River Flood Risk and Resiliency Studies	417
NDI - Flood Resiliency GR Transfer	423
NDI - Flood Resiliency Program Implementation	428
NDI - Agricultural Resiliency	433
NDI - Soil & Water Conservation Increase to Grants to Districts	442
NDI - Soil & Water Conservation Nutrient Loss Reduction Grant	450
NDI - Soil & Water Conservation Watershed Coordinator	457
NDI - Abandoned Mine Land (AML) Reclamation Project Coord	465
Core - Clarence Cannon Dam Transfer	471
Core - Clarence Cannon Dam Payment	476
Core - Clarence Cannon Dam Transfer & Payment Program Description .	481

Energy

Core - Energy Operations	483
Core - Energy Flexibility Request	488
Core - Energy Efficient Services PSD	491
Core - Energy Program Description	498
NDI - IRA Contractor Training Grant	507
Core - Municipal Utility Emergency Loan Program Transfer	512
Core - Appropriated Tax Credits	517
Core - Appropriated Tax Credits Program Description	522

Missouri State Parks

Core - Missouri State Parks Operations	525
Core - Missouri State Parks & Historic Preservation Flexibility Request	534
Core - Missouri State Parks PSDs	538
Core - Missouri State Parks Program Description	547
NDI - Missouri State Park Continued Operations	559
NDI - Missouri State Parks Ranger Staffing Request	565
NDI - Land & Water Conservation Grant Operations	572
NDI - St Joe State Park Operations & Maintenance	581
Core - Historic Preservation Operations	587
Core - Historic Preservation Grants PSD	594
Core - Historic Preservation Program Description	599

Missouri State Parks (continued)

NDI - Historic Preservation Tax Credit Reviewer Services	607
Core - Historic Preservation Transfer	613

Agency Wide

NDI - Agency Wide GR FTE Alignment	618
Core - Agency Wide Flexibility Request	638
Core - Environmental Restoration	639
Core - Environmental Restoration Program Description	644
Core - Natural Resources Revolving	651
Core - Natural Resources Revolving Program Description	656
Core - Refund Accounts	658
Core - Refund Accounts Program Description	664
Core - Sales Tax Reimbursement to GR	666
Core - Sales Tax Reimbursement to GR Program Description	671
Core - Cost Allocation Transfer	673
Core - HB13 Cost Allocation Transfer	679
Core - ITSD Cost Allocation Transfer	684
Core - Federal ITSD Consolidation Transfer	689
Core - Legal Expense Fund Transfer	694

DNR Supplemental Request

NDI - Water and Wastewater Infrastructure Project Administration	699
--	-----

Organizations Administratively Attached to the Department

Environmental Improvement and Energy Resources Authority

Core - EIERA	704
Core - EIERA Program Description	710

Petroleum Storage Tank Insurance Fund

Core - Petroleum Storage Tank Ins Fund Staff & Expenses	714
Core - Petroleum Storage Tank Ins Fund Flexibility Request	718
Core - Petroleum Storage Tank Ins Fund Claims & Expenses	720
Core - Petroleum Storage Tank Ins Fund Program Description	725

Missouri Department of Natural Resources Overview

Missouri is blessed with natural resource diversity and abundance like few other states in the nation. The Missouri Department of Natural Resources protects our air, land, water, and mineral resources; preserves our unique natural and historic places; and provides recreational and learning opportunities; while promoting the environmentally sound and energy-efficient operations of businesses, communities, agriculture, and industry for the benefit of all Missourians.

The department accomplishes its mission through the Division of Environmental Quality, Missouri State Parks, the Missouri Geological Survey, the Division of Energy, and the Division of Administrative Support. A number of boards and commissions also support and facilitate the department's role and responsibilities.

Environmental Quality

The Division of Environmental Quality protects our air, land, and water and assists communities and businesses in complying with current regulations. The division also helps Missourians prevent pollution and protects the public from emissions in excess of permit limits, discharges, and waste disposal practices.

State Parks and Historic Sites

Missouri State Parks preserves and interprets the state's most outstanding natural landscapes and cultural landmarks, while providing a variety of recreational and learning opportunities.

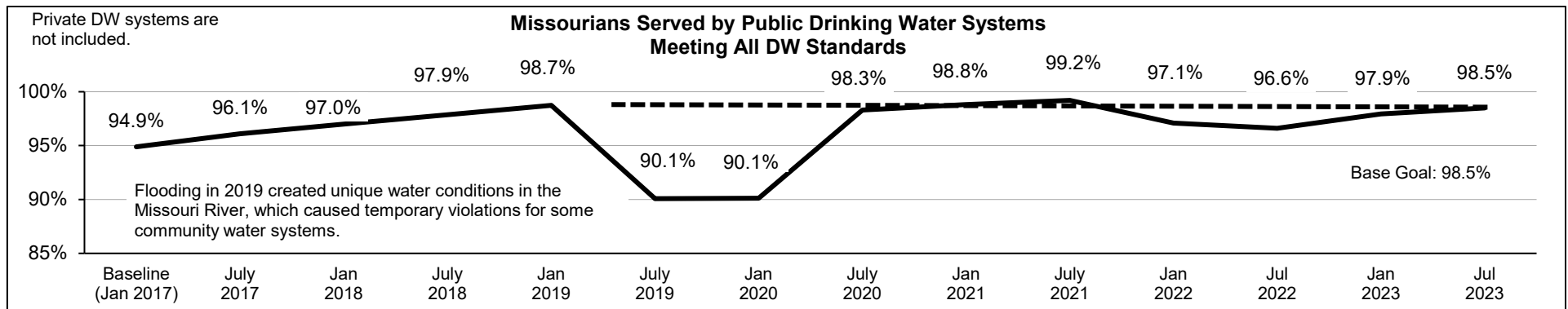
Geological Survey

The Missouri Geological Survey provides reliable scientific information, promotes informed decision-making about Missouri's natural resources, protects the environment, and encourages economic development. The division plans for Missouri's comprehensive water needs by examining both surface and groundwater use and availability, ensures mined lands are reclaimed, and administers soil conservation programs as well as the Missouri Dam and Reservoir Safety Law.

Energy

The Division of Energy promotes the use of diverse energy resources to ensure affordability and reliability of our energy supply, economic growth and investment in the State of Missouri, and energy security for our future.

Environmental Highlights

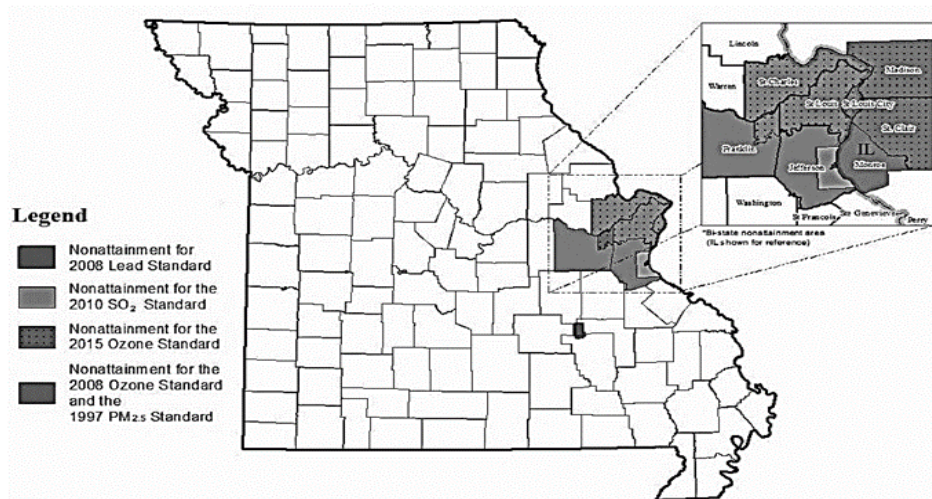


Population Areas Based on Current Air Quality Designations

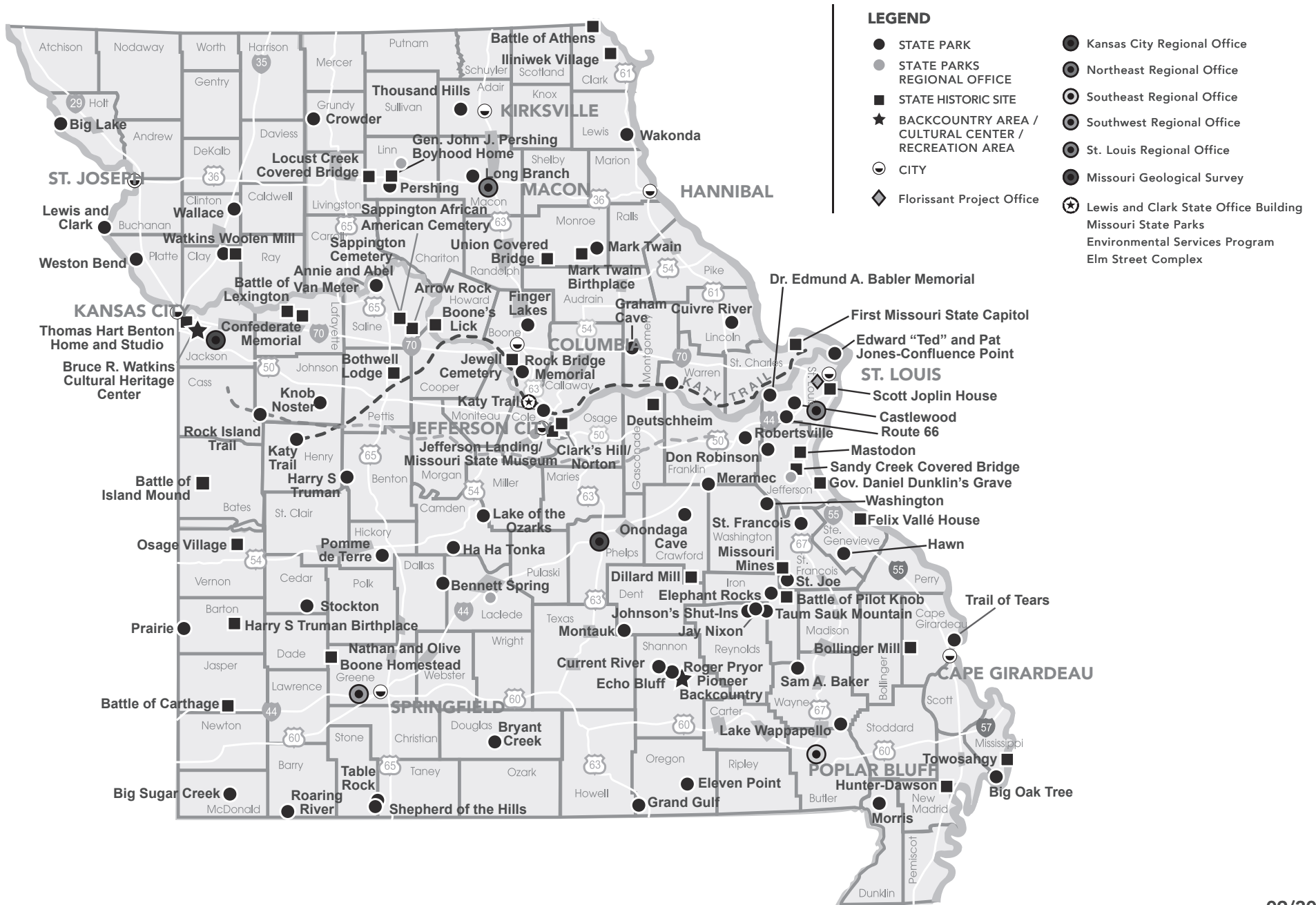
(Attainment Population 67%; Nonattainment Population 33%)

Prior Designated Nonattainment Areas

Currently Designated Nonattainment Areas



In January of 2022, EPA redesignated the nonattainment areas located in Jefferson and Jackson counties to attainment for the 2010 Sulfur Dioxide Standard. In September of 2018, EPA redesignated the St. Louis nonattainment area to attainment for the 2008 ozone standard. The entire state is now in attainment with the 2008 ozone standard. The City of St. Louis, the Counties of St. Charles, St. Louis, and Jefferson and Boles Township of Franklin County are currently designated nonattainment for the 2015 Ozone standard. In addition, in 2020, EPA designated a portion of New Madrid County as nonattainment for the 2010 Sulfur Dioxide standard. The ultimate goal is for 100% of the population to live in areas that meet all national ambient air quality standards.



State Auditor's Reports

Program or Division Name	Type of Report	Date Issued	Website Link
State of Missouri Comprehensive Financial Report on Internal Control, Compliance, and Other Matters Ending 6/30/2022	State	5/2023	https://auditor.mo.gov/AuditReport/Reports?SearchLocalState=3
State of Missouri Statewide Single Audit Ending 6/30/2022	State	7/2023	https://auditor.mo.gov/AuditReport/Reports?SearchLocalState=35
Comprehensive Annual Financial Report Ending 6/30/2022	State	3/2023	https://auditor.mo.gov/AuditReport/Reports?SearchLocalState=3
State of Missouri Comprehensive Financial Report on Internal Control, Compliance, and Other Matters Ending 6/30/2021	State	3/2022	https://auditor.mo.gov/AuditReport/Reports?SearchLocalState=3
State of Missouri Statewide Single Audit Ending 6/30/2021	State	7/2022	https://auditor.mo.gov/AuditReport/Reports?SearchLocalState=35
Comprehensive Annual Financial Report Ending 6/30/2021	State	1/2022	https://auditor.mo.gov/AuditReport/Reports?SearchLocalState=3
State of Missouri Comprehensive Financial Report on Internal Control, Compliance, and Other Matters Ending 6/30/2020	State	3/2021	https://auditor.mo.gov/AuditReport/Reports?SearchLocalState=3
State of Missouri Statewide Single Audit Ending 6/30/2020	State	5/2021	https://auditor.mo.gov/AuditReport/Reports?SearchLocalState=35
Comprehensive Annual Financial Report Ending 6/30/2020	State	2/2021	https://auditor.mo.gov/AuditReport/Reports?SearchLocalState=3

Federal Audits/Reviews (Performance Evaluations and Program Reviews)

Program or Division Name	Type of Report	Date Issued	Website Link
State Revolving Fund Program Review Ending 9/30/2021	Federal	9/2022	Available upon request
Underground Storage Tanks Program Review Ending 9/30/2021	Federal	5/2022	Available upon request
State Energy Program Review Ending 9/30/2021	Federal	5/2022	Available upon request
Tanks Program Review Ending 9/30/2021	Federal	5/2022	Available upon request
Water Protection Program Compliance/Enforcement Program Review Ending 9/30/2020	Federal	10/2021	Available upon request
Water Protection Program Operating Permits Quality Program Review for the period April-June 2020	Federal	6/2021	Available upon request
State Revolving Fund Program Review Ending 9/30/2020	Federal	6/2021	Available upon request
Missouri Geological Survey National Dam Safety Program Review Ending 2/17/2021	Federal	2/2021	Available upon request
Tanks Program Review Ending 9/30/2019	Federal	9/2020	Available upon request
Clean Water and Drinking Water State Revolving Fund Performance Evaluation Ending 9/30/2019	Federal	7/2020	Available upon request
Underground Injection Control Program Review Ending 9/30/2019	Federal	6/2020	Available upon request
Asbestos Program Review Ending 9/30/2019	Federal	5/2020	Available upon request
State Review Framework Program Review Ending 9/30/2019	Federal	5/2020	Available upon request
Public Drinking Water Capacity Development Program Review Ending 9/30/2019	Federal	3/2020	Available upon request
Chemical Analysis of Drinking Water Samples Program Review Ending 9/30/2019	Federal	2/2020	Available upon request
Public Water Supply System Supervision Performance Evaluation 9/30/2019	Federal	2/2020	Available upon request
Drinking Water Laboratory Certification Program Review Ending 9/30/2019	Federal	1/2020	Available upon request

Missouri Sunset Act Reports

Program Name	Statutes Establishing	Sunset Date	Review Status
Wood Energy Tax Credit	Sections 135.300 - 135.311, RSMo	June 30, 2028	
Radioactive Waste Shipments	Section 260.392, RSMo	August 28, 2024	

CORE DECISION ITEM

Department of Natural Resources					Budget Unit 78111C				
Department Operations									
Department Operations Core					HB Section 6.200				
1. CORE FINANCIAL SUMMARY									
FY 2025 Budget Request					FY 2025 Governor's Recommendation				
	GR	Federal	Other	Total		GR	Fed	Other	Total
PS	809,062	554,684	3,319,763	4,683,509	PS	0	0	0	0
EE	62,340	106,434	810,850	979,624	EE	0	0	0	0
PSD	0	0	0	0	PSD	0	0	0	0
Total	871,402	661,118	4,130,613	5,663,133	Total	0	0	0	0
FTE					FTE				
	7.95	8.85	53.33	70.13		0.00	0.00	0.00	0.00
Est. Fringe	493,771	338,524	2,026,051	2,858,346	Est. Fringe	0	0	0	0
Note: Fringes budgeted in House Bill 5 except for certain fringes budgeted directly to MoDOT, Highway Patrol, and Conservation.					Note: Fringes budgeted in House Bill 5 except for certain fringes budgeted directly to MoDOT, Highway Patrol, and Conservation.				
Other Funds: State Park Earnings (0415); DNR Revolving Services Fund (0425); Cost Allocation Fund (0500); Solid Waste Management Fund (0570); Soil and Water Sales Tax Fund (0614)									
Core Reduction: The FY 2025 Budget Request includes a 4.58 FTE reduction (Federal and Other funds) with a corresponding increase of 4.58 FTE new decision item (GR).									
2. CORE DESCRIPTION									
Department Operations includes the Department Director, Deputy Directors, Administrative Support, Communications, and Legal. They are responsible for implementing statewide environmental and natural resource policies resulting in environmentally-sound decisions that protect our air, land, and water while fostering economic development; managing the organizational units within the department; and promoting efficient administration and operations.									

CORE DECISION ITEM

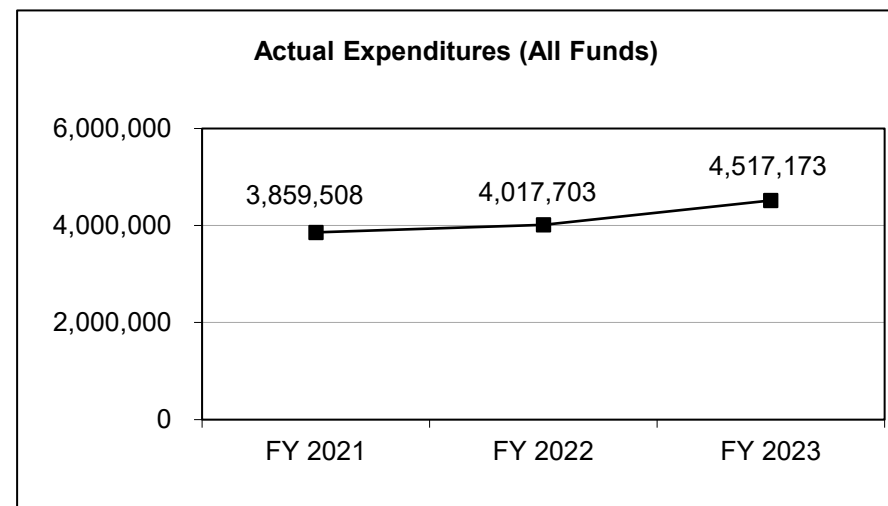
Department of Natural Resources	Budget Unit <u>78111C</u>
Department Operations	
Department Operations Core	HB Section <u>6.200</u>

3. PROGRAM LISTING (list programs included in this core funding)

Department Operations

4. FINANCIAL HISTORY

	FY 2021 Actual	FY 2022 Actual	FY 2023 Actual	FY 2024 Current Yr.
Appropriation (All Funds)	4,916,018	4,955,280	5,281,447	5,663,133
Less Reverted (All Funds)	(6,351)	(6,410)	(14,999)	(26,142)
Less Restricted (All Funds)	0	0	0	0
Budget Authority (All Funds)	4,909,667	4,948,870	5,266,448	5,636,991
Actual Expenditures (All Funds)	3,859,508	4,017,703	4,517,173	N/A
Unexpended (All Funds)	1,050,159	931,167	749,275	N/A
Unexpended, by Fund:				
General Revenue	23,969	4,183	15,229	N/A
Federal	110,147	169,245	52,398	N/A
Other	916,043	757,739	681,648	N/A



Reverted includes the statutory three-percent reserve amount (when applicable).

Restricted includes any Governor's Expenditure Restrictions which remained at the end of the fiscal year (when applicable).

NOTES:

Financial data includes contract audit appropriations, which are set at a level to encumber and pay our commitments. These often span more than one fiscal year. That, in conjunction with staff turnover, have caused unexpended appropriation balances. The department continues to review operating expenditures to be efficient and effective with state resources.

CORE RECONCILIATION DETAIL

DEPARTMENT OF NATURAL RESOURCES DEPARTMENT OPERATIONS

5. CORE RECONCILIATION DETAIL

				Budget Class	FTE	GR	Federal	Other	Total	Explanation
TAFP AFTER VETOES										
				PS	74.71	809,062	554,684	3,319,763	4,683,509	
				EE	0.00	62,340	106,434	810,850	979,624	
				Total	74.71	871,402	661,118	4,130,613	5,663,133	
DEPARTMENT CORE ADJUSTMENTS										
Core Reduction	1743	1813	PS		0.00	0	0	0		0 Core reallocations will more closely align the budget with planned spending.
Core Reduction	1749	1813	PS		(3.46)	0	0	0		0 The FY 2025 Budget Request includes a 4.58 FTE reduction (Federal and Other funds) with a corresponding increase of 4.58 FTE new decision item (GR).
Core Reduction	1749	1810	PS		(1.12)	0	0	0		0 The FY 2025 Budget Request includes a 4.58 FTE reduction (Federal and Other funds) with a corresponding increase of 4.58 FTE new decision item (GR).
Core Reallocation	1743	1810	PS		(0.00)	0	0	0		(0) Core reallocations will more closely align the budget with planned spending.
Core Reallocation	1743	2141	PS		0.00	0	0	0		(0) Core reallocations will more closely align the budget with planned spending.
Core Reallocation	1743	1813	PS		(0.00)	0	0	0		0 Core reallocations will more closely align the budget with planned spending.

CORE RECONCILIATION DETAIL

DEPARTMENT OF NATURAL RESOURCES DEPARTMENT OPERATIONS

5. CORE RECONCILIATION DETAIL

			Budget Class	FTE	GR	Federal	Other	Total	Explanation
DEPARTMENT CORE ADJUSTMENTS									
Core Reallocation	1743	1804	PS	0.00	0	0	0		0 Core reallocations will more closely align the budget with planned spending.
NET DEPARTMENT CHANGES				(4.58)	0	0	0	0	
DEPARTMENT CORE REQUEST									
			PS	70.13	809,062	554,684	3,319,763	4,683,509	
			EE	0.00	62,340	106,434	810,850	979,624	
			Total	70.13	871,402	661,118	4,130,613	5,663,133	
GOVERNOR'S RECOMMENDED CORE									
			PS	70.13	809,062	554,684	3,319,763	4,683,509	
			EE	0.00	62,340	106,434	810,850	979,624	
			Total	70.13	871,402	661,118	4,130,613	5,663,133	

Department of Natural Resources

DECISION ITEM SUMMARY

Budget Unit								
Decision Item	FY 2023	FY 2023	FY 2024	FY 2024	FY 2025	FY 2025	*****	*****
Budget Object Summary	ACTUAL	ACTUAL	BUDGET	BUDGET	DEPT REQ	DEPT REQ	SECURED	SECURED
Fund	DOLLAR	FTE	DOLLAR	FTE	DOLLAR	FTE	COLUMN	COLUMN
DEPARTMENT OPERATIONS								
CORE								
PERSONAL SERVICES								
GENERAL REVENUE	409,155	6.33	809,062	7.95	809,062	7.95	0	0.00
DEPT NATURAL RESOURCES	510,436	7.92	554,684	9.97	554,684	8.85	0	0.00
NATURAL RESOURCES REVOLVING SE	47,816	1.02	52,468	1.00	52,468	1.00	0	0.00
DNR COST ALLOCATION	2,825,456	44.26	3,267,295	55.79	3,267,295	52.33	0	0.00
TOTAL - PS	3,792,863	59.53	4,683,509	74.71	4,683,509	70.13	0	0.00
EXPENSE & EQUIPMENT								
GENERAL REVENUE	60,594	0.00	62,340	0.00	62,340	0.00	0	0.00
DEPT NATURAL RESOURCES	97,370	0.00	106,434	0.00	106,434	0.00	0	0.00
STATE PARKS EARNINGS	40,171	0.00	75,000	0.00	75,000	0.00	0	0.00
DNR COST ALLOCATION	424,594	0.00	507,850	0.00	507,850	0.00	0	0.00
SOLID WASTE MANAGEMENT	23,885	0.00	78,000	0.00	78,000	0.00	0	0.00
SOIL AND WATER SALES TAX	77,696	0.00	150,000	0.00	150,000	0.00	0	0.00
TOTAL - EE	724,310	0.00	979,624	0.00	979,624	0.00	0	0.00
TOTAL	4,517,173	59.53	5,663,133	74.71	5,663,133	70.13	0	0.00
Increased Internal Audit Progr - 1780009								
PERSONAL SERVICES								
GENERAL REVENUE	0	0.00	0	0.00	155,312	0.00	0	0.00
TOTAL - PS	0	0.00	0	0.00	155,312	0.00	0	0.00
EXPENSE & EQUIPMENT								
GENERAL REVENUE	0	0.00	0	0.00	13,210	0.00	0	0.00
TOTAL - EE	0	0.00	0	0.00	13,210	0.00	0	0.00
TOTAL	0	0.00	0	0.00	168,522	0.00	0	0.00
Department Risk Management - 1780010								
PERSONAL SERVICES								
GENERAL REVENUE	0	0.00	0	0.00	67,656	0.00	0	0.00
TOTAL - PS	0	0.00	0	0.00	67,656	0.00	0	0.00

9/22/23 14:52

im_disummary

Department of Natural Resources

DECISION ITEM SUMMARY

Budget Unit								
Decision Item	FY 2023	FY 2023	FY 2024	FY 2024	FY 2025	FY 2025	*****	*****
Budget Object Summary	ACTUAL	ACTUAL	BUDGET	BUDGET	DEPT REQ	DEPT REQ	SECURED	SECURED
Fund	DOLLAR	FTE	DOLLAR	FTE	DOLLAR	FTE	COLUMN	COLUMN
DEPARTMENT OPERATIONS								
Department Risk Management - 1780010								
EXPENSE & EQUIPMENT								
GENERAL REVENUE	0	0.00	0	0.00	9,823	0.00	0	0.00
TOTAL - EE	0	0.00	0	0.00	9,823	0.00	0	0.00
TOTAL	0	0.00	0	0.00	77,479	0.00	0	0.00
GR FTE Alignment - 1780027								
PERSONAL SERVICES								
GENERAL REVENUE	0	0.00	0	0.00	0	4.58	0	0.00
TOTAL - PS	0	0.00	0	0.00	0	4.58	0	0.00
TOTAL	0	0.00	0	0.00	0	4.58	0	0.00
GRAND TOTAL	\$4,517,173	59.53	\$5,663,133	74.71	\$5,909,134	74.71	\$0	0.00

9/22/23 14:52

im_disummary

FLEXIBILITY REQUEST FORM

BUDGET UNIT NUMBER: 78111C BUDGET UNIT NAME: DEPARTMENT OPERATIONS HOUSE BILL SECTION(S): 6.200	DEPARTMENT: NATURAL RESOURCES DIVISION: DEPARTMENT OPERATIONS	
1. Provide the amount by fund of personal service flexibility and the amount by fund of expense and equipment flexibility you are requesting in dollar and percentage terms and explain why the flexibility is needed. If flexibility is being requested among divisions, provide the amount by fund of flexibility you are requesting in dollar and percentage terms and explain why the flexibility is needed.		
DEPARTMENT REQUEST		
The department requests retention of 5% flexibility between funds (Federal and Other). Flexibility will allow the department to align appropriation authority with planned spending during the fiscal year based on funds availability to help ensure effective, responsive service delivery by Department Operations team members. Also included is 3% flexibility from 6.200 to 6.415 (General Revenue) related to the Legal Expense Fund.		
2. Estimate how much flexibility will be used for the budget year. How much flexibility was used in the Prior Year Budget and the Current Year Budget? Please specify the amount.		
PRIOR YEAR ACTUAL AMOUNT OF FLEXIBILITY USED	CURRENT YEAR ESTIMATED AMOUNT OF FLEXIBILITY THAT WILL BE USED	BUDGET REQUEST ESTIMATED AMOUNT OF FLEXIBILITY THAT WILL BE USED
Flexibility was not used in FY 2023.	Flexibility usage is difficult to estimate at this time.	Flexibility usage is difficult to estimate at this time.
3. Please explain how flexibility was used in the prior and/or current years.		
PRIOR YEAR EXPLAIN ACTUAL USE	CURRENT YEAR EXPLAIN PLANNED USE	
Flexibility was not used in FY 2023.	Flexibility will allow the department to align appropriation authority with planned spending during the fiscal year based on funds availability and will help ensure effective, responsive service delivery by Department Operations team members.	

Department of Natural Resources

DECISION ITEM DETAIL

Budget Unit	FY 2023	FY 2023	FY 2024	FY 2024	FY 2025	FY 2025	*****	*****
Decision Item	ACTUAL	ACTUAL	BUDGET	BUDGET	DEPT REQ	DEPT REQ	SECURED	SECURED
Budget Object Class	DOLLAR	FTE	DOLLAR	FTE	DOLLAR	FTE	COLUMN	COLUMN
DEPARTMENT OPERATIONS								
CORE								
STATE DEPARTMENT DIRECTOR	137,063	0.93	160,822	1.00	160,821	1.00	0	0.00
DEPUTY STATE DEPT DIRECTOR	122,323	0.93	139,940	1.00	139,940	1.00	0	0.00
DESIGNATED PRINCIPAL ASST DEPT	385,595	4.66	438,702	5.00	445,661	4.65	0	0.00
DIVISION DIRECTOR	112,229	0.96	122,892	1.00	122,892	1.00	0	0.00
DEPUTY DIVISION DIRECTOR	94,613	0.96	104,457	1.00	104,457	1.00	0	0.00
DESIGNATED PRINCIPAL ASST DIV	46,475	0.96	51,191	1.00	51,191	1.00	0	0.00
LEGAL COUNSEL	102,252	0.93	116,972	1.00	120,021	1.04	0	0.00
MISCELLANEOUS TECHNICAL	18,933	0.38	0	0.00	0	0.00	0	0.00
MISCELLANEOUS PROFESSIONAL	38,386	0.92	0	0.00	0	0.00	0	0.00
SPECIAL ASST PROFESSIONAL	532,791	7.53	835,087	16.00	695,400	14.61	0	0.00
ADMIN SUPPORT ASSISTANT	35,385	1.03	74,143	2.00	36,523	1.00	0	0.00
ADMIN SUPPORT PROFESSIONAL	150,060	3.62	176,342	4.00	169,681	3.72	0	0.00
SENIOR PROGRAM SPECIALIST	64,257	1.13	79,938	2.31	58,869	1.00	0	0.00
PROGRAM MANAGER	76,286	0.96	146,216	2.00	84,220	1.00	0	0.00
RESEARCH/DATA ASSISTANT	17,286	0.46	0	0.00	38,400	0.83	0	0.00
RESEARCH/DATA ANALYST	21,846	0.34	0	0.00	65,220	0.83	0	0.00
SENIOR RESEARCH/DATA ANALYST	0	0.00	71,102	0.00	0	0.00	0	0.00
SR PUBLIC RELATIONS SPECIALIST	9,326	0.18	9,260	0.20	10,957	0.20	0	0.00
PUBLIC RELATIONS COORDINATOR	202,139	3.61	236,470	4.20	255,058	3.85	0	0.00
PUBLIC RELATIONS DIRECTOR	0	0.00	91,851	1.00	41,016	0.95	0	0.00
STAFF DEVELOPMENT TRAINER	43,229	0.96	47,724	1.00	47,725	1.00	0	0.00
STAFF DEV TRAINING SPECIALIST	21,374	0.44	50,872	1.00	50,000	1.00	0	0.00
STAFF DEVELOPMENT TRAINING MGR	48,831	0.75	0	0.00	68,557	0.83	0	0.00
AGENCY BUDGET SENIOR ANALYST	175,132	2.83	197,294	3.00	197,294	2.79	0	0.00
ACCOUNTS ASSISTANT	54,284	1.55	75,499	2.00	35,208	1.00	0	0.00
SENIOR ACCOUNTS ASSISTANT	40,689	0.98	42,576	1.00	86,880	1.76	0	0.00
ACCOUNTANT	106,481	2.30	171,249	2.90	103,584	2.00	0	0.00
INTERMEDIATE ACCOUNTANT	68,121	1.34	69,995	1.10	108,012	1.76	0	0.00
SENIOR ACCOUNTANT	54,698	0.96	57,788	1.00	61,049	1.00	0	0.00
ACCOUNTANT SUPERVISOR	170,955	2.62	143,550	2.00	213,090	2.69	0	0.00
ACCOUNTANT MANAGER	165,640	1.88	190,450	2.00	186,678	1.86	0	0.00
LEAD AUDITOR	99,933	1.72	121,385	2.00	125,310	1.86	0	0.00

Department of Natural Resources

DECISION ITEM DETAIL

Budget Unit	FY 2023	FY 2023	FY 2024	FY 2024	FY 2025	FY 2025	*****	*****
Decision Item	ACTUAL	ACTUAL	BUDGET	BUDGET	DEPT REQ	DEPT REQ	SECURED	SECURED
Budget Object Class	DOLLAR	FTE	DOLLAR	FTE	DOLLAR	FTE	COLUMN	COLUMN
DEPARTMENT OPERATIONS								
CORE								
PROCUREMENT ANALYST	0	0.00	44,465	1.00	67,656	1.00	0	0.00
PROCUREMENT SPECIALIST	46,199	0.76	51,769	1.00	65,220	0.93	0	0.00
PROCUREMENT SUPERVISOR	4,489	0.08	0	0.00	67,656	0.83	0	0.00
HUMAN RESOURCES ASSISTANT	48,002	1.36	77,390	2.00	0	0.00	0	0.00
HUMAN RESOURCES GENERALIST	254,831	5.41	198,205	5.00	295,382	5.48	0	0.00
HUMAN RESOURCES SPECIALIST	38,131	0.64	197,460	3.00	67,656	1.00	0	0.00
HUMAN RESOURCES MANAGER	101,204	1.50	0	0.00	141,746	1.66	0	0.00
HUMAN RESOURCES DIRECTOR	83,395	0.96	90,453	1.00	94,479	1.00	0	0.00
TOTAL - PS	3,792,863	59.53	4,683,509	74.71	4,683,509	70.13	0	0.00
TRAVEL, IN-STATE	41,703	0.00	39,393	0.00	44,393	0.00	0	0.00
TRAVEL, OUT-OF-STATE	16,156	0.00	22,995	0.00	21,995	0.00	0	0.00
FUEL & UTILITIES	0	0.00	307	0.00	307	0.00	0	0.00
SUPPLIES	141,869	0.00	136,627	0.00	142,575	0.00	0	0.00
PROFESSIONAL DEVELOPMENT	143,858	0.00	162,305	0.00	155,789	0.00	0	0.00
COMMUNICATION SERV & SUPP	51,148	0.00	71,975	0.00	64,440	0.00	0	0.00
PROFESSIONAL SERVICES	280,307	0.00	417,496	0.00	440,496	0.00	0	0.00
HOUSEKEEPING & JANITORIAL SERV	0	0.00	518	0.00	518	0.00	0	0.00
M&R SERVICES	7,064	0.00	35,625	0.00	24,625	0.00	0	0.00
COMPUTER EQUIPMENT	0	0.00	8,204	0.00	0	0.00	0	0.00
OFFICE EQUIPMENT	428	0.00	31,154	0.00	27,154	0.00	0	0.00
OTHER EQUIPMENT	15,756	0.00	19,771	0.00	19,771	0.00	0	0.00
BUILDING LEASE PAYMENTS	685	0.00	6,261	0.00	6,261	0.00	0	0.00
EQUIPMENT RENTALS & LEASES	452	0.00	721	0.00	721	0.00	0	0.00
MISCELLANEOUS EXPENSES	24,884	0.00	26,272	0.00	30,579	0.00	0	0.00
TOTAL - EE	724,310	0.00	979,624	0.00	979,624	0.00	0	0.00
GRAND TOTAL	\$4,517,173	59.53	\$5,663,133	74.71	\$5,663,133	70.13	\$0	0.00
GENERAL REVENUE	\$469,749	6.33	\$871,402	7.95	\$871,402	7.95		0.00
FEDERAL FUNDS	\$607,806	7.92	\$661,118	9.97	\$661,118	8.85		0.00
OTHER FUNDS	\$3,439,618	45.28	\$4,130,613	56.79	\$4,130,613	53.33		0.00

PROGRAM DESCRIPTION

Department of Natural Resources

HB Section(s): 6.200

Department Operations

Program is found in the following core budget(s): Department Operations

1a. What strategic priority does this program address?

Department Operations helps Missouri citizens thrive by:

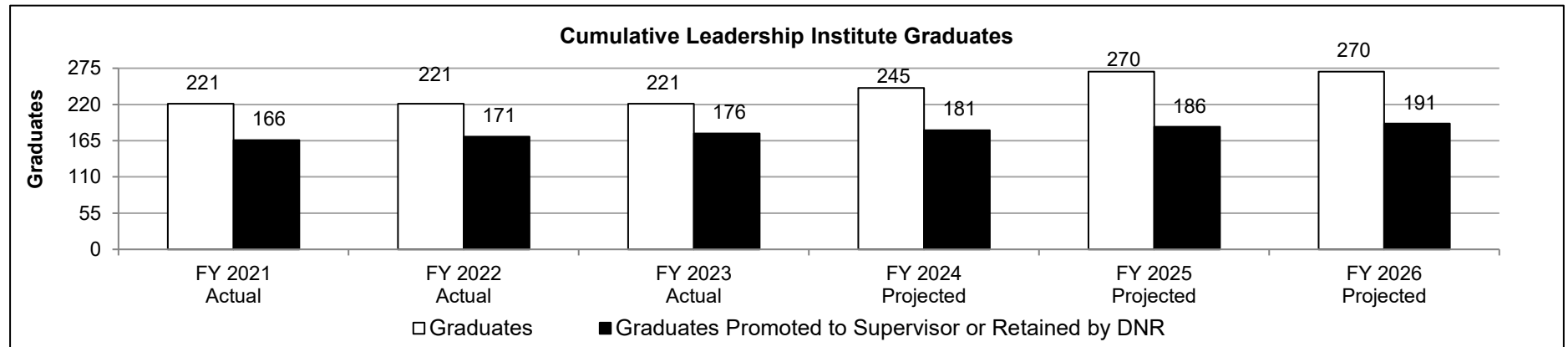
- Promoting environmental responsibility and resource stewardship.
- Enhancing services, information, and communication to improve customer experience.
- Modernizing community infrastructure, strengthening workforce, and supporting economic development.
- Improving internal processes to better serve our customers.

1b. What does this program do?

Department Operations includes the Office of the Director and Division of Administrative Support which are responsible for:

- Implementing statewide environmental and natural resource policies resulting in environmentally-sound decisions that protect our air, land, and water while fostering economic development.
- Providing open communications and timely responses to legislators, elected officials, and the public.
- Managing the organizational units within the department.
- Promoting efficient administration and operations, including continuous improvement efforts.

2a. Provide an activity measure(s) for the program.



By FY 2026, 26% of the department's workforce will be eligible for retirement. The MoDNR's Leadership Institute program is designed to facilitate succession planning for future department leaders. Approximately every 2 fiscal years since 2012, training is provided and 50% of program graduates have been promoted into supervisory or managerial positions within the department, and 75% of graduates remain employed by the department.

PROGRAM DESCRIPTION

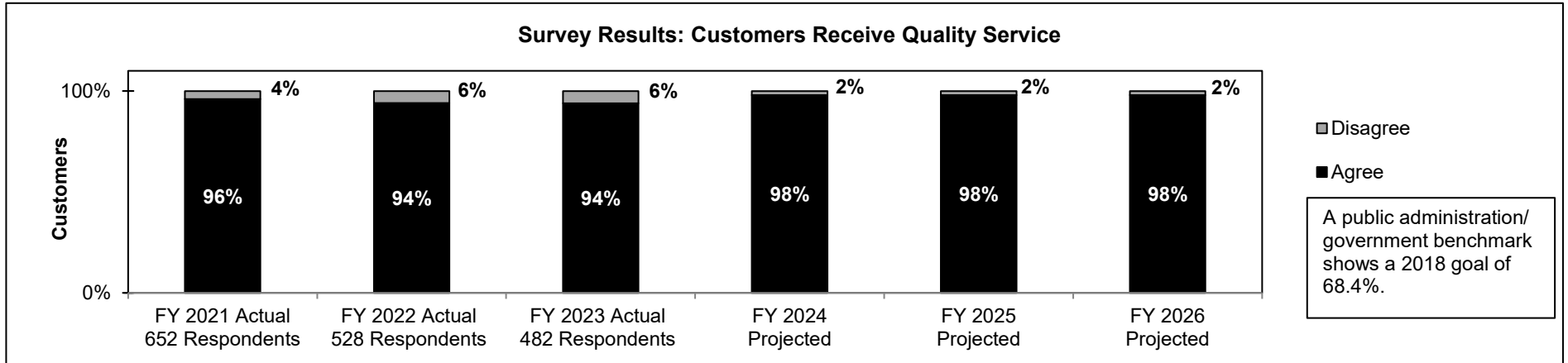
Department of Natural Resources

HB Section(s): 6.200

Department Operations

Program is found in the following core budget(s): Department Operations

2b. Provide a measure(s) of the program's quality.



In February 2018 the department implemented a customer satisfaction survey. Customer feedback is directed to and managed by program staff and then is utilized to improve services.

Goal: The department strives for all customers to receive quality customer service.

2c. Provide a measure(s) of the program's impact.

The effective management of department operations is reflected in the divisions' performance measures.

(impact measures continued on following page)

PROGRAM DESCRIPTION

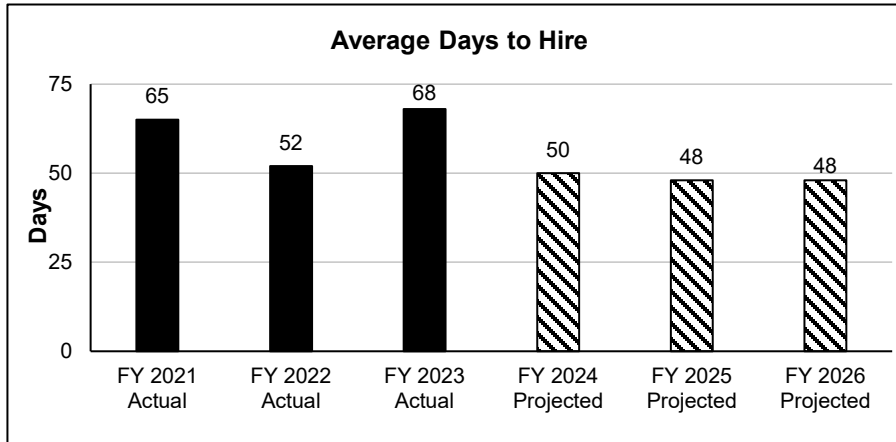
Department of Natural Resources

HB Section(s): 6.200

Department Operations

Program is found in the following core budget(s): Department Operations

2c. Provide a measure(s) of the program's impact. (continued)



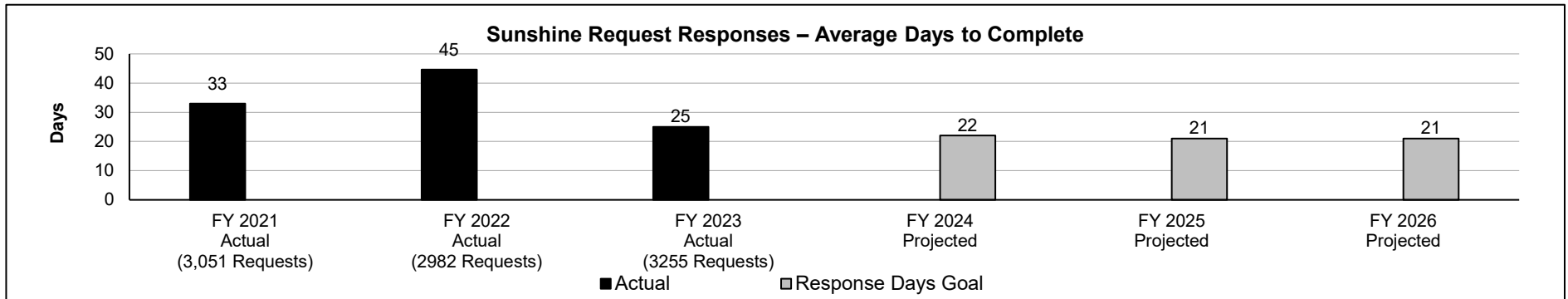
Average days to hire for FY 2023 Actual is from the day the job is posted to the day the applicant accepts the position. This information is tracked in the HireTrue applicant tracking system.

During FY 2023, the department filled a total of 403 positions, 19 of which took more than 200 days to fill. The majority of our difficult-to-fill positions come from the area of STEM (science, technology, engineering and mathematics) positions such as, engineers. Overall, we still see the effects of the changing workforce and labor shortages. The department is looking at ways to creatively build our applicant pipeline. In FY 2023, we rolled out full-cycle recruitment to be more strategic. By making this change we are already seeing success as we routinely receive double the applicants per position compared to other departments.

In FY 2024, we will focus on quality of hire, shifting to a Hiring Success Scorecard.

Base goal: The department will continue to strive to hire team members within 50 days allowing the department to meet its mission.

Stretch goal: The department will continue to find ways to build our applicant pipeline with a goal to hire new team members within 48 days.



Over the last few years, the department has removed duplicative processes and identified ways to improve response times to fulfill requests. The average days to complete increased slightly in FY 2022 due to a change in the Records Manager and Custodian of Records positions. This initiative is part of our commitment to increasing public transparency and engagement and increasing access to information. The department's goal is to complete processing requests in an average of 23 days or less this fiscal year, and progressively improve response times in future years.

Average requests received and processed per week: 58 (FY 2021), 57 (FY 2022), and 63 (FY 2023).

PROGRAM DESCRIPTION

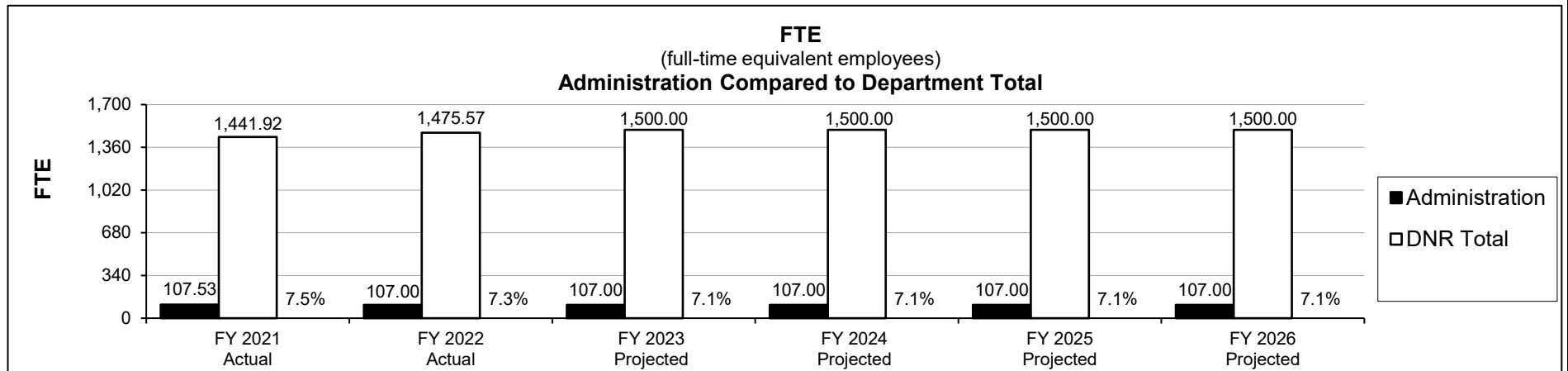
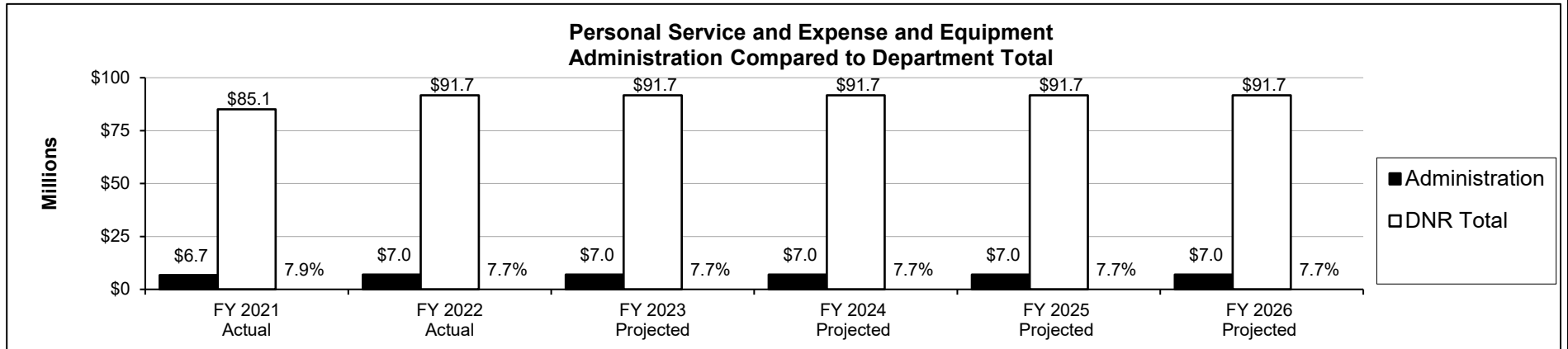
Department of Natural Resources

HB Section(s): 6.200

Department Operations

Program is found in the following core budget(s): Department Operations

2d. Provide a measure(s) of the program's efficiency.



Administration includes Department Operations, and the administration units of Environmental Quality, Missouri Geological Survey, Energy, and State Parks divisions. The department continues to improve processes and program design to operate in the most efficient manner possible.

PROGRAM DESCRIPTION

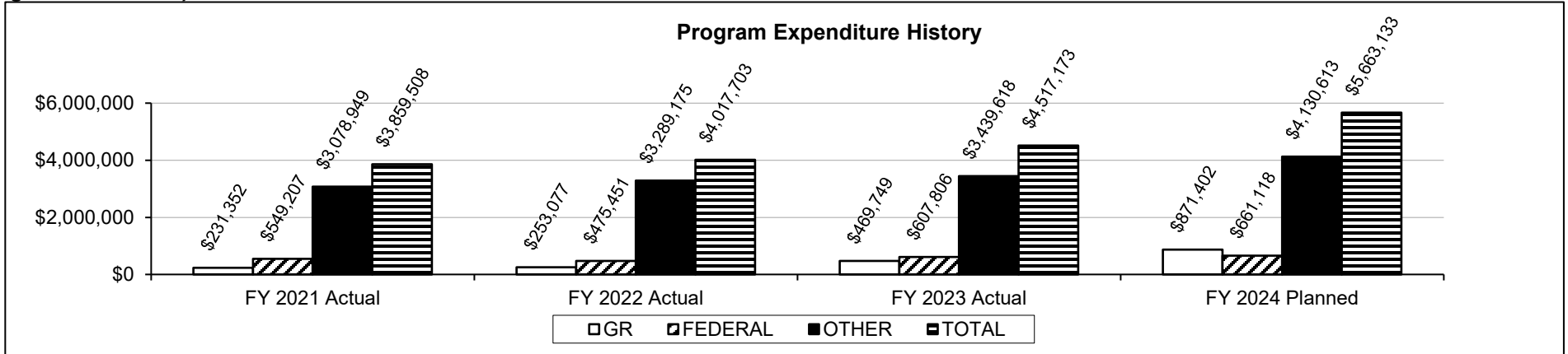
Department of Natural Resources

HB Section(s): 6.200

Department Operations

Program is found in the following core budget(s): Department Operations

3. Provide actual expenditures for the prior three fiscal years and planned expenditures for the current fiscal year. (Note: Amounts do not include fringe benefit costs.)



FY 2024 Planned is shown at full appropriation.

4. What are the sources of the "Other" funds?

State Park Earnings Fund (0415); DNR Revolving Services Fund (0425); Cost Allocation Fund (0500); Solid Waste Management Fund (0570); Soil and Water Sales Tax Fund (0614);

5. What is the authorization for this program, i.e., federal or state statutes, etc.? (Include the federal program number, if applicable.)

The department administers programs that protect our air, land, water, and mineral resources; preserve our unique natural and historic places; and provide recreational and learning opportunities; while promoting the environmentally sound and energy-efficient operations of businesses, communities, agriculture, and industry for the benefit of all Missourians. These programs are authorized by state and federal laws as noted in each of their program descriptions.

6. Are there federal matching requirements? If yes, please explain.

No

7. Is this a federally mandated program? If yes, please explain.

No

NEW DECISION ITEM
RANK: 013 OF 031

Department of Natural Resources	Budget Unit <u>78111C</u>
Department Operations	
Increased Internal Audit Program Efficiency DI# 1780009	HB Section <u>6.200</u>

1. AMOUNT OF REQUEST

FY 2025 Budget Request				
	GR	Federal	Other	Total
PS	155,312	0	0	155,312
EE	13,210	0	0	13,210
PSD	0	0	0	0
TRF	0	0	0	0
Total	168,522	0	0	168,522
FTE	0.00	0.00	0.00	0.00

Est. Fringe	94,787	0	0	94,787
--------------------	--------	---	---	--------

Note: Fringes budgeted in House Bill 5 except for certain fringes budgeted directly to MoDOT, Highway Patrol, and Conservation.

Other Funds: Not applicable
Non-Counts: Not applicable

FY 2025 Governor's Recommendation				
	GR	Federal	Other	Total
PS	0	0	0	0
EE	0	0	0	0
PSD	0	0	0	0
TRF	0	0	0	0
Total	0	0	0	0
FTE	0.00	0.00	0.00	0.00

Est. Fringe	0	0	0	0
--------------------	---	---	---	---

Note: Fringes budgeted in House Bill 5 except for certain fringes budgeted directly to MoDOT, Highway Patrol, and Conservation.

2. THIS REQUEST CAN BE CATEGORIZED AS:

<input type="checkbox"/> New Legislation	<input type="checkbox"/> New Program	<input type="checkbox"/> Fund Switch
<input type="checkbox"/> Federal Mandate	<input checked="" type="checkbox"/> Program Expansion	<input type="checkbox"/> Cost to Continue
<input type="checkbox"/> GR Pick-Up	<input type="checkbox"/> Space Request	<input type="checkbox"/> Equipment Replacement
<input type="checkbox"/> Pay Plan	<input type="checkbox"/> Other: _____	

NEW DECISION ITEM

RANK: 013 OF 031

Department of Natural Resources		Budget Unit	78111C
Department Operations			
Increased Internal Audit Program Efficiency	DI# 1780009	HB Section	6.200

3. WHY IS THIS FUNDING NEEDED? PROVIDE AN EXPLANATION FOR ITEMS CHECKED IN #2. INCLUDE THE FEDERAL OR STATE STATUTORY OR CONSTITUTIONAL AUTHORIZATION FOR THIS PROGRAM.

This increased funding, along with utilizing two existing positions, will allow the hiring of two additional internal auditors.

There are currently two auditors employed by the department. Statutory auditing requirements for Soil and Water Conservation Districts, state park contractors, i.e. concessionaires, Solid Waste Management Districts, and internal department programs are currently accomplished with the support of contracted services. Internal audits are more cost efficient than contract audits.

There are 114 Soil and Water Conservation Districts. Section 278.110.6, RSMo, requires the Missouri Soil and Water Districts Commission to provide an audit of all receipts and disbursements of the districts. With current audit staff and the third-party audit appropriation, we are unable to meet this requirement. In the last three years, only an average of 30 audits have been completed each fiscal year. Even at this level, these audits are paid from the Soil and Water Sales Tax Fund (0614), which could be used for soil and water programs and practices rather than audit costs.

There are 20 state park contractors/concessionaires. Section 253.080.6, RSMo, requires the department to audit the receipts and disbursements of each contractor every two years. We are currently able to complete the required audits with audit staff and a third-party audit firm; however, these audits are paid out of the State Park Earnings Fund (0415), which could be used for park maintenance or other park related projects.

There are 20 Solid Waste Management Districts. Section 260.325.9, RSMo, requires a performance audit of each district every five years. We are currently able to complete the required audits with audit staff and a third-party audit firm; however, funding for these audits is paid out of the Solid Waste Management Fund (0570), which could be used for waste diversion rather than audit costs.

The department has five divisions: Department Operations, Missouri State Parks, Missouri Geological Survey, Division of Environmental Quality, and Division of Energy. There are frequently programs within the department for which management requests an audit; however, we do not have the resources to accomplish those in an effective way due to the regulatory audits that we are required to complete each fiscal year. Also vital to the department is preparing for employee succession/retirements as auditor vacancies have taken longer to fill than other positions.

Based upon recent increases in federal funding alone (\$125 million in the FY 2023 and FY 2024 budgets, plus another \$28 million in the FY 2025 budget request), the need for internal audit services will be greater. The efficiency of our internal auditors is a benefit to the department. The average cost, during the last three fiscal years, for 19 internal audits is \$5,440 in comparison to 15 contract audits at \$9,828.

NEW DECISION ITEM

RANK: 013 OF 031

Department of Natural Resources Department Operations Increased Internal Audit Program Efficiency DI# 1780009	Budget Unit <u>78111C</u> HB Section <u>6.200</u>
4. DESCRIBE THE DETAILED ASSUMPTIONS USED TO DERIVE THE SPECIFIC REQUESTED AMOUNT. (How did you determine that the requested number of FTE were appropriate? From what source or standard did you derive the requested levels of funding? Were alternatives such as outsourcing or automation considered? If based on new legislation, does request tie to TAFP fiscal note? If not, explain why. Detail which portions of the request are one-times and how those amounts were calculated.)	
<p>No full-time equivalent (FTE) positions are requested in this new decision item. Existing FTE authority will be utilized for this request.</p> <p>The auditor position has experienced turnover and difficulty finding qualified candidates, therefore, the requested level of funding was determined by using salary levels from the Office of Administration to attract and retain candidates and retain our current audit program team members. The expansion of the Audit Program will allow the department to meet the demand for requested audits across all divisions. This expansion will necessitate a salary increase for program management due to additional responsibilities from increased FTE.</p> <p>Currently, the Audit Program outsources by utilizing a third-party audit firm; however, internal team members have more knowledge of the inner-workings of the programs, leading to more efficient audit timeframes. Expanding the program would allow positive relationships to be maintained with our external stakeholders and auditees, and additional audit requests to be completed.</p>	

NEW DECISION ITEM
RANK: 013 OF 031

Department of Natural Resources			Budget Unit 78111C						
Department Operations									
Increased Internal Audit Program Efficiency			DI# 1780009		HB Section 6.200				
5. BREAK DOWN THE REQUEST BY BUDGET OBJECT CLASS, JOB CLASS, AND FUND SOURCE. IDENTIFY ONE-TIME COSTS.									
	Dept Req	Dept Req	Dept Req	Dept Req	Dept Req	Dept Req	Dept Req	Dept Req	Dept Req
	GR	GR	FED	FED	OTHER	OTHER	TOTAL	TOTAL	One-Time
Budget Object Class/Job Class	DOLLARS	FTE	DOLLARS	FTE	DOLLARS	FTE	DOLLARS	FTE	DOLLARS
11AD20 / Auditor	155,312						155,312		
Total PS	155,312	0.0	0	0.0	0	0.0	155,312	0.0	0
140 / Travel In-state	2,584						2,584		
160 / Travel Out-of-State	478						478		
190 / Supplies	818						818		
320 / Professional Development	1,122						1,122		
340 / Communication Servs & Supplies	1,086						1,086		
430 / M&R Services	636						636		
480 / Computer Equipment	5,496						5,496		3,730
580 / Office Equipment	764						764		764
740 / Miscellaneous Expenses	226						226		
Total EE	13,210		0		0		13,210		4,494
Program Distributions							0		
Total PSD	0		0		0		0		0
Transfers									
Total TRF	0		0		0		0		0
Grand Total	168,522	0.0	0	0.0	0	0.0	168,522	0.0	4,494

NEW DECISION ITEM
RANK: 013 OF 031

Department of Natural Resources			Budget Unit <u>78111C</u>						
Department Operations									
Increased Internal Audit Program Efficiency			HB Section <u>6.200</u>						
DI# 1780009									
Budget Object Class/Job Class	Gov Rec GR DOLLARS	Gov Rec GR FTE	Gov Rec FED DOLLARS	Gov Rec FED FTE	Gov Rec OTHER DOLLARS	Gov Rec OTHER FTE	Gov Rec TOTAL DOLLARS	Gov Rec TOTAL FTE	Gov Rec One-Time DOLLARS
Total PS	0	0.0	0	0.0	0	0.0	0	0.0	0
Total EE	0		0		0		0		0
Program Distributions							0		
Total PSD	0		0		0		0		0
Transfers									
Total TRF	0		0		0		0		0
Grand Total	0	0.0	0	0.0	0	0.0	0	0.0	0

NEW DECISION ITEM
RANK: 013 OF 031

Department of Natural Resources	Budget Unit	<u>78111C</u>
Department Operations		
Increased Internal Audit Program Efficiency	DI# 1780009	HB Section <u>6.200</u>

6. PERFORMANCE MEASURES (If new decision item has an associated core, separately identify projected performance with & without additional funding.)

6a. Provide an activity measure(s) for the program.

Currently, the contract audit appropriations are paid from the Soil and Water Sales Tax Fund, State Park Earnings Fund, and Solid Waste Management Fund. Every dollar spent on a third-party audit firm is funding taken away from those programs: from parks funding for maintenance projects, from soil and water conservation, and solid waste management efforts.

6b. Provide a measure(s) of the program's quality.

Our audit team members are more familiar with the performance of our programs and can not only focus on the financial aspects of their audit, but also understand the regulatory requirements better than a third-party audit firm.

6c. Provide a measure(s) of the program's impact.

Follow-up on prior audit recommendations is crucial to show the impact of an audit. The number of prior audit recommendations implemented shows the impact of the audit team's work in improving the effectiveness of programs.

6d. Provide a measure(s) of the program's efficiency.

The internal working knowledge of the Audit Program will allow more efficient and timely completed audits, and allow the programs to use the funding for their core work.

7. STRATEGIES TO ACHIEVE THE PERFORMANCE MEASUREMENT TARGETS:

Project management of the audits in process is crucial to achieving performance measurement targets. The audits are monitored through each step of the process, from approval of the audit plan, scheduling, fieldwork, completing the reviews and work papers, drafting reports, time in review, to completion.

Department of Natural Resources

DECISION ITEM DETAIL

Budget Unit	FY 2023	FY 2023	FY 2024	FY 2024	FY 2025	FY 2025	*****	*****
Decision Item	ACTUAL	ACTUAL	BUDGET	BUDGET	DEPT REQ	DEPT REQ	SECURED	SECURED
Budget Object Class	DOLLAR	FTE	DOLLAR	FTE	DOLLAR	FTE	COLUMN	COLUMN
DEPARTMENT OPERATIONS								
Increased Internal Audit Progr - 1780009								
AUDITOR	0	0.00	0	0.00	155,312	0.00	0	0.00
TOTAL - PS	0	0.00	0	0.00	155,312	0.00	0	0.00
TRAVEL, IN-STATE	0	0.00	0	0.00	2,584	0.00	0	0.00
TRAVEL, OUT-OF-STATE	0	0.00	0	0.00	478	0.00	0	0.00
SUPPLIES	0	0.00	0	0.00	818	0.00	0	0.00
PROFESSIONAL DEVELOPMENT	0	0.00	0	0.00	1,122	0.00	0	0.00
COMMUNICATION SERV & SUPP	0	0.00	0	0.00	1,086	0.00	0	0.00
M&R SERVICES	0	0.00	0	0.00	636	0.00	0	0.00
COMPUTER EQUIPMENT	0	0.00	0	0.00	5,496	0.00	0	0.00
OFFICE EQUIPMENT	0	0.00	0	0.00	764	0.00	0	0.00
MISCELLANEOUS EXPENSES	0	0.00	0	0.00	226	0.00	0	0.00
TOTAL - EE	0	0.00	0	0.00	13,210	0.00	0	0.00
GRAND TOTAL	\$0	0.00	\$0	0.00	\$168,522	0.00	\$0	0.00
GENERAL REVENUE	\$0	0.00	\$0	0.00	\$168,522	0.00		0.00
FEDERAL FUNDS	\$0	0.00	\$0	0.00	\$0	0.00		0.00
OTHER FUNDS	\$0	0.00	\$0	0.00	\$0	0.00		0.00

NEW DECISION ITEM
RANK: 014 OF 031

Department of Natural Resources	Budget Unit <u>78111C</u>
Department Operations	
Department Risk Management DI# 1780010	HB Section <u>6.200</u>

1. AMOUNT OF REQUEST

FY 2025 Budget Request					FY 2025 Governor's Recommendation				
	GR	Federal	Other	Total		GR	Federal	Other	Total
PS	67,656	0	0	67,656	PS	0	0	0	0
EE	9,823	0	0	9,823	EE	0	0	0	0
PSD	0	0	0	0	PSD	0	0	0	0
TRF	0	0	0	0	TRF	0	0	0	0
Total	77,479	0	0	77,479	Total	0	0	0	0
FTE	0.00	0.00	0.00	0.00	FTE	0.00	0.00	0.00	0.00
Est. Fringe	41,290	0	0	41,290	Est. Fringe	0	0	0	0
<i>Note: Fringes budgeted in House Bill 5 except for certain fringes budgeted directly to MoDOT, Highway Patrol, and Conservation.</i>					<i>Note: Fringes budgeted in House Bill 5 except for certain fringes budgeted directly to MoDOT, Highway Patrol, and Conservation.</i>				
Other Funds: Not applicable									
Non-Counts: Not applicable									

2. THIS REQUEST CAN BE CATEGORIZED AS:

<input type="checkbox"/> New Legislation	<input type="checkbox"/> New Program	<input type="checkbox"/> Fund Switch
<input type="checkbox"/> Federal Mandate	<input checked="" type="checkbox"/> Program Expansion	<input type="checkbox"/> Cost to Continue
<input type="checkbox"/> GR Pick-Up	<input type="checkbox"/> Space Request	<input type="checkbox"/> Equipment Replacement
<input type="checkbox"/> Pay Plan	<input type="checkbox"/> Other: _____	

NEW DECISION ITEM

RANK: 014 OF 031

Department of Natural Resources	Budget Unit	<u>78111C</u>
Department Operations		
Department Risk Management	DI#	<u>1780010</u>
	HB Section	<u>6.200</u>

3. WHY IS THIS FUNDING NEEDED? PROVIDE AN EXPLANATION FOR ITEMS CHECKED IN #2. INCLUDE THE FEDERAL OR STATE STATUTORY OR CONSTITUTIONAL AUTHORIZATION FOR THIS PROGRAM.

The department currently does not have a Risk Manager or the funding to support a Risk Manager position. In today's world, funding for a risk manger is necessary to be proactive, to prevent tragedies, and to be as prepared as possible in case of an emergency or any safety issue. This position would report to the General Services Program within the Division of Administrative Support.

The Risk Manager would be a vital resource in developing, implementing and enforcing a department-wide risk management plan, coordinating internal emergency response and recovery, managing the department's emergency notification system and making recommendations for improvements. Evaluations of current operations, potential losses, safety issues, and other areas of concern increases our ability to mitigate these risks. The Risk Manager would facilitate prevention efforts, serve as a liaison for statewide risk management, and assist the department in making quick and informed decisions.

The risk management plan would be situation, accident, or hazard specific, requiring the Risk Manager to conduct table-top, functional, and full scale exercises to properly test the plan, make improvements or adjustments where needed, and ensure proper recovery efforts are in place. These efforts will continue after initial development and testing to continue identifying new risks and safety concerns.

The department has 1,100-1,900 team members (depending on the season) across the state in 758 buildings, including 93 state parks and historic sites with a total acreage of 162,672. Team members are performing diverse work such as field inspections and concern investigations, site visits, heavy equipment operation, law enforcement (Park Rangers); all with a significant amount of risk. There will be a high potential of cost savings to the department by reducing accidents, loss and worker's compensation, therefore increasing the safety and efficiency of all team members. The department's FY 2022 and FY 2023 average for worker's compensation (medical) costs was approximately \$613 thousand, and \$98 thousand for 3rd party loss claims. The Risk Manager will uphold and carry out the provisions of multiple health, safety, and risk policies both within the department and within the state.

Department operations slow down or stop when there are incidents that interrupt or prohibit team members or citizens from accessing department facilities or sites. If this position is not funded, the process of putting in place the development of the Risk Management plan for the safety of our team members will be impeded.

4. DESCRIBE THE DETAILED ASSUMPTIONS USED TO DERIVE THE SPECIFIC REQUESTED AMOUNT. (How did you determine that the requested number of FTE were appropriate? From what source or standard did you derive the requested levels of funding? Were alternatives such as outsourcing or automation considered? If based on new legislation, does request tie to TAFP fiscal note? If not, explain why. Detail which portions of the request are one-times and how those amounts were calculated.)

No full-time equivalent (FTE) position is requested in this new decision item. Existing FTE authority will be utilized for this request.

The requested level of funding was determined by comparisons of classifications from the Office of Administration. Equipment and expense funding was derived from current travel per diem rates, and sufficient technology, supplies, and professional development required to perform core functions of the position. Training materials for delivering AED/CPR certifications were calculated based upon current in-seat rates.

Outsourcing or contracting these services were considered; however, an internal team member with an expert working knowledge of the agency is a significant factor in the success and maintenance of the risk management plan.

NEW DECISION ITEM

RANK: 014 OF 031

Department of Natural Resources			Budget Unit 78111C						
Department Operations									
Department Risk Management			DI# 1780010						
			HB Section 6.200						
5. BREAK DOWN THE REQUEST BY BUDGET OBJECT CLASS, JOB CLASS, AND FUND SOURCE. IDENTIFY ONE-TIME COSTS.									
	Dept Req	Dept Req	Dept Req	Dept Req	Dept Req	Dept Req	Dept Req	Dept Req	Dept Req
	GR	GR	FED	FED	OTHER	OTHER	TOTAL	TOTAL	One-Time
Budget Object Class/Job Class	DOLLARS	FTE	DOLLARS	FTE	DOLLARS	FTE	DOLLARS	FTE	DOLLARS
009871 Special Asst Professional	67,656	0.0					67,656		
Total PS	67,656	0.0	0	0.0	0	0.0	67,656	0.0	0
140 / Travel In-state	2,584						2,584		
160 / Travel Out-of-State	478						478		
190 / Supplies	2,414						2,414		
320 / Professional Development	561						561		
340 / Communication Servs & Supplies	543						543		
430 / M&R Services							0		
480 / Computer Equipment	2,748						2,748		1,865
580 / Office Equipment	382						382		382
740 / Miscellaneous Expenses	113						113		
Total EE	9,823		0		0		9,823		2,247
Program Distributions							0		
Total PSD	0		0		0		0		0
Transfers									
Total TRF	0		0		0		0		0
Grand Total	77,479	0.0	0	0.0	0	0.0	77,479	0.0	2,247

NEW DECISION ITEM
RANK: 014 OF 031

Department of Natural Resources			Budget Unit <u>78111C</u>						
Department Operations									
Department Risk Management			HB Section <u>6.200</u>						
DI# 1780010									
Budget Object Class/Job Class	Gov Rec GR DOLLARS	Gov Rec GR FTE	Gov Rec FED DOLLARS	Gov Rec FED FTE	Gov Rec OTHER DOLLARS	Gov Rec OTHER FTE	Gov Rec TOTAL DOLLARS	Gov Rec TOTAL FTE	Gov Rec One-Time DOLLARS
009871 Special Asst Professional							0	0.0	
Total PS	<u>0</u>	<u>0.0</u>	<u>0</u>	<u>0.0</u>	<u>0</u>	<u>0.0</u>	<u>0</u>	<u>0.0</u>	<u>0</u>
140 / Travel In-state									
160 / Travel Out-of-State									
190 / Supplies									
320 / Professional Development									
340 / Communication Servs & Supplies									
430 / M&R Services									
480 / Computer Equipment									
580 / Office Equipment									
740 / Miscellaneous Expenses							0		
Total EE	<u>0</u>		<u>0</u>		<u>0</u>		<u>0</u>		<u>0</u>
Program Distributions							0		
Total PSD	<u>0</u>		<u>0</u>		<u>0</u>		<u>0</u>		<u>0</u>
Transfers									
Total TRF	<u>0</u>		<u>0</u>		<u>0</u>		<u>0</u>		<u>0</u>
Grand Total	<u>0</u>	<u>0.0</u>	<u>0</u>	<u>0.0</u>	<u>0</u>	<u>0.0</u>	<u>0</u>	<u>0.0</u>	<u>0</u>

NEW DECISION ITEM
RANK: 014 OF 031

Department of Natural Resources	Budget Unit <u>78111C</u>
Department Operations	
Department Risk Management DI# 1780010	HB Section <u>6.200</u>

6. PERFORMANCE MEASURES (If new decision item has an associated core, separately identify projected performance with & without additional funding.)

6a. Provide an activity measure(s) for the program.

To develop and implement the department's risk management plan.
To coordinate internal emergency response and recovery.
Administer CPR and AED training and compliance.
Track number of creative solutions found to mitigate risks.

6b. Provide a measure(s) of the program's quality.

After action evaluation of the risk management plan by conducting table top, functional, and full scale exercises and simulations to see how results and response times compare to targets.

6c. Provide a measure(s) of the program's impact.

Implementation of recommendations
Increase team member awareness through various means

6d. Provide a measure(s) of the program's efficiency.

After conducting table top exercises and simulations, the Risk Manager will evaluate the effectiveness of the processes in place and adjust them as needed.
After action reviews describing the response and recovery efforts, needs and preliminary damage assessments will quantify the efficiency of the procedures in place.

7. STRATEGIES TO ACHIEVE THE PERFORMANCE MEASUREMENT TARGETS:

To build a risk management framework to identify risks that prevent the department from implementing our mission critical goals, evaluate and prioritize these risks, and prepare mitigation plans.

Department of Natural Resources

DECISION ITEM DETAIL

Budget Unit	FY 2023	FY 2023	FY 2024	FY 2024	FY 2025	FY 2025	*****	*****
Decision Item	ACTUAL	ACTUAL	BUDGET	BUDGET	DEPT REQ	DEPT REQ	SECURED	SECURED
Budget Object Class	DOLLAR	FTE	DOLLAR	FTE	DOLLAR	FTE	COLUMN	COLUMN
DEPARTMENT OPERATIONS								
Department Risk Management - 1780010								
SPECIAL ASST PROFESSIONAL	0	0.00	0	0.00	67,656	0.00	0	0.00
TOTAL - PS	0	0.00	0	0.00	67,656	0.00	0	0.00
TRAVEL, IN-STATE	0	0.00	0	0.00	2,584	0.00	0	0.00
TRAVEL, OUT-OF-STATE	0	0.00	0	0.00	478	0.00	0	0.00
SUPPLIES	0	0.00	0	0.00	2,414	0.00	0	0.00
PROFESSIONAL DEVELOPMENT	0	0.00	0	0.00	561	0.00	0	0.00
COMMUNICATION SERV & SUPP	0	0.00	0	0.00	543	0.00	0	0.00
COMPUTER EQUIPMENT	0	0.00	0	0.00	2,748	0.00	0	0.00
OFFICE EQUIPMENT	0	0.00	0	0.00	382	0.00	0	0.00
MISCELLANEOUS EXPENSES	0	0.00	0	0.00	113	0.00	0	0.00
TOTAL - EE	0	0.00	0	0.00	9,823	0.00	0	0.00
GRAND TOTAL	\$0	0.00	\$0	0.00	\$77,479	0.00	\$0	0.00
GENERAL REVENUE	\$0	0.00	\$0	0.00	\$77,479	0.00		0.00
FEDERAL FUNDS	\$0	0.00	\$0	0.00	\$0	0.00		0.00
OTHER FUNDS	\$0	0.00	\$0	0.00	\$0	0.00		0.00

**Division of Environmental Quality
FY 2025 Department Request Budget**

Page(s)	DEQ Core (Operating, Pass Through, and Appropriated Trfs):	GR	Fed	Other	Total	FTE
32/39	Financial Assistance Center	9,396,944	16,664,590	771,834,479	797,896,013	37.24
73/82/87	Water Protection Program	1,403,172	21,406,048	8,739,491	31,548,711	127.95
133/141	Air Pollution Control Program	611,373	5,082,734	17,874,639	23,568,746	91.38
162/170/207	Environmental Remediation Program	1,014,187	5,805,219	7,518,412	14,337,818	81.83
237/244/249	Waste Management Program	610,406	1,130,073	18,606,665	20,347,144	73.65
267	Regional Offices	3,750,320	3,799,575	4,810,410	12,360,305	185.25
283/291	Environmental Services Program	2,086,457	3,382,293	2,748,870	8,217,620	80.26
303/310	DEQ Administration	111,408	739,462	1,403,123	2,253,993	18.35
Total Core		18,984,267	58,009,994	833,536,089	910,530,350	695.91
% of Core		2%	6%	92%	100%	
Page	DEQ NDIs:	GR	Fed	Other	Total	FTE
65	Water Infrastructure Projects & Administration	82,527,672	0	0	82,527,672	0.00
110	Fertilizer Transition Permit Writer	75,340	0	0	75,340	1.00
116	Per and Polyfluoroalkyl Substances (PFAS) Rule	0	716,280	234,566	950,846	3.00
157	Anhydrous Ammonia	309,111	0	0	309,111	0.00
186	GR Transfer to Radioactive Waste Investigation Fund	154,639	0	0	154,639	0.00
190	Radioactive Waste Investigation Operations	71,131	0	150,000	221,131	0.00
198	Abandoned Tank Release & Orphaned Tank Closure	6,873,333	0	0	6,873,333	0.00
213	Superfund Obligation GR Transfer	958,632	0	0	958,632	0.00
618	GR FTE Alignment (DEQ portion)	0	0	0	0	46.79
Total NDIs		90,969,858	716,280	384,566	92,070,704	50.79
Total (includes encumbrance appropriation authority)		109,954,125	58,726,274	833,920,655	1,002,601,054	746.70
% of Core & NDI		11%	6%	83%	100%	

(continued on following page)

**Division of Environmental Quality
FY 2025 Department Request Budget**

Page	Encumbrance Appropriation Authority (incl in figures above):	GR	Fed	Other	Total	FTE
39	Water Infrastructure	0	0	220,939,825	220,939,825	
82	Water Quality Studies	0	8,000,000	1,000,000	9,000,000	
Total Encumbrance Appropriation Authority		0	8,000,000	221,939,825	229,939,825	
Total (excludes encumbrance appropriation authority)		109,954,125	50,726,274	611,980,830	772,661,229	746.70
% of Core & NDI		14%	7%	79%	100%	

Note: This summary does not include items in the Agency Wide budget that may also involve DEQ.

FLEXIBILITY REQUEST FORM

BUDGET UNIT NUMBER: 78840C, 78847C, 78865C, 78870C, 78875C, 78855C, 78885C, 78117C BUDGET UNIT NAME: ENVIRONMENTAL QUALITY OPERATIONS HOUSE BILL SECTION(S): 6.225	DEPARTMENT: NATURAL RESOURCES DIVISION: ENVIRONMENTAL QUALITY
1. Provide the amount by fund of personal service flexibility and the amount by fund of expense and equipment flexibility you are requesting in dollar and percentage terms and explain why the flexibility is needed. If flexibility is being requested among divisions, provide the amount by fund of flexibility you are requesting in dollar and percentage terms and explain why the flexibility is needed.	
DEPARTMENT REQUEST	
The Division of Environmental Quality (DEQ) requests retention of 15% flexibility between Personal Service (PS) and Expense and Equipment (E&E) for General Revenue and 15% flexibility between programs and/or regional offices for General Revenue. For Federal and Other Funds, the division requests retention of 25% flexibility between funds. Flexibility will allow the department to address environmental emergencies or other unanticipated needs by aligning appropriation authority with necessary spending during the fiscal year based on funds availability to help ensure effective, responsive service delivery by the division. Also included is 3% flexibility from 6.225 to 6.415 (General Revenue) related to the Legal Expense Fund.	
2. Estimate how much flexibility will be used for the budget year. How much flexibility was used in the Prior Year Budget and the Current Year Budget? Please specify the amount.	
PRIOR YEAR ACTUAL AMOUNT OF FLEXIBILITY USED	CURRENT YEAR ESTIMATED AMOUNT OF FLEXIBILITY THAT WILL BE USED
\$ 740,500 PS Fund to Fund (Federal/Other) \$ 105,000 EE Fund to Fund (Federal/Other) <u>\$ 204,789</u> EE Fund to Fund (Other/Other) \$1,050,289 Total	Flexibility usage is difficult to estimate at this time.
3. Please explain how flexibility was used in the prior and/or current years.	
PRIOR YEAR EXPLAIN ACTUAL USE	CURRENT YEAR EXPLAIN PLANNED USE
Various fund-to-fund, PS to PS, and E&E to E&E flex was used to align operating appropriation authority to proper funding levels based on service delivery needs during the year.	Flexibility will allow the department to address unanticipated needs, such as environmental emergencies or situations that may require an extraordinary response, by aligning appropriation authority with necessary spending based on funds availability to help ensure effective, responsive service delivery by the division.

FLEXIBILITY REQUEST FORM

BUDGET UNIT NUMBER: 79415C, 79405C, 79230C, 79455C 79360C BUDGET UNIT NAME: ENVIRONMENTAL QUALITY PASS-THROUGH HOUSE BILL SECTION(S): 6.235, 6.240, 6.255, 6.280, 6.230	DEPARTMENT: NATURAL RESOURCES DIVISION: ENVIRONMENTAL QUALITY
---	--

1. Provide the amount by fund of personal service flexibility and the amount by fund of expense and equipment flexibility you are requesting in dollar and percentage terms and explain why the flexibility is needed. If flexibility is being requested among divisions, provide the amount by fund of flexibility you are requesting in dollar and percentage terms and explain why the flexibility is needed.

DEPARTMENT REQUEST

The Division of Environmental Quality (DEQ) requests retention of 25% flexibility between funds (Other) for Water and Wastewater Infrastructure (79415C); and between funds (Federal and Other) for these pass-through budget units: Water Quality Studies (79405C); Air Pollution Control Grants & Contracts (79230C); and Technical Assistance Grants (79360C). Flexibility will be used when needed to align appropriation authority with planned spending based on funds availability for pass-through programs.

In addition, DEQ requests retention of 10% flexibility between Personal Service (PS) and Expense and Equipment (E&E) for the Post-Closure Fund (0198) related to closure and postclosure activities at solid waste landfills with forfeited financial assurance instruments (79455C).

2. Estimate how much flexibility will be used for the budget year. How much flexibility was used in the Prior Year Budget and the Current Year Budget? Please specify the amount.

PRIOR YEAR ACTUAL AMOUNT OF FLEXIBILITY USED	CURRENT YEAR ESTIMATED AMOUNT OF FLEXIBILITY THAT WILL BE USED	BUDGET REQUEST ESTIMATED AMOUNT OF FLEXIBILITY THAT WILL BE USED
Flexibility was not used in FY 2023.	Flexibility usage is difficult to estimate at this time.	Flexibility usage is difficult to estimate at this time.

3. Please explain how flexibility was used in the prior and/or current years.

PRIOR YEAR EXPLAIN ACTUAL USE	CURRENT YEAR EXPLAIN PLANNED USE
In the past, flexibility was used to align Construction Grants and Loans and Wastewater Loans appropriation authority based on available funding to process encumbrances and pass through project payments.	Fund flexibility will be used when needed to align appropriation authority with planned spending based on funds availability for pass-through programs. PS and E&E flexibility will be used to ensure effective, responsive service delivery related to solid waste forfeiture sites.

CORE DECISION ITEM

Department of Natural Resources
Division of Environmental Quality
Financial Assistance Center Operations Core

Budget Unit 78840C

HB Section 6.225

1. CORE FINANCIAL SUMMARY

	FY 2025 Budget Request			
	GR	Federal	Other	Total
PS	145,483	627,712	1,574,962	2,348,157
EE	0	91,878	205,124	297,002
PSD	0	0	0	0
Total	145,483	719,590	1,780,086	2,645,159
FTE	0.00	10.20	27.04	37.24

Est. Fringe	88,788	383,093	961,199	1,433,080
--------------------	--------	---------	---------	-----------

Note: Fringes budgeted in House Bill 5 except for certain fringes budgeted directly to MoDOT, Highway Patrol, and Conservation.

	FY 2025 Governor's Recommendation			
	GR	Fed	Other	Total
PS	0	0	0	0
EE	0	0	0	0
PSD	0	0	0	0
Total	0	0	0	0
FTE	0.00	0.00	0.00	0.00

Est. Fringe	0	0	0	0
--------------------	---	---	---	---

Note: Fringes budgeted in House Bill 5 except for certain fringes budgeted directly to MoDOT, Highway Patrol, and Conservation.

Other Funds: Natural Resources Protection Fund - Water Pollution Permit Fee Subaccount (0568) and Water and Wastewater Loan Fund (0649)

Core Reduction: The FY 2025 Budget Request includes a 2.40 FTE reduction (Federal and Other funds) with a corresponding increase of 2.40 FTE new decision item (GR).

2. CORE DESCRIPTION

The Financial Assistance Center is dedicated to helping Missouri communities plan, finance, and build water infrastructure projects that improve the lives of Missourians. To accomplish this goal, the center provides financial assistance to applicants for projects including drinking water and wastewater infrastructure and a variety of other water quality improvements. The center's pass-through authority is located in a separate core decision item form.

CORE DECISION ITEM

Department of Natural Resources
Division of Environmental Quality
Financial Assistance Center Operations Core

Budget Unit 78840C

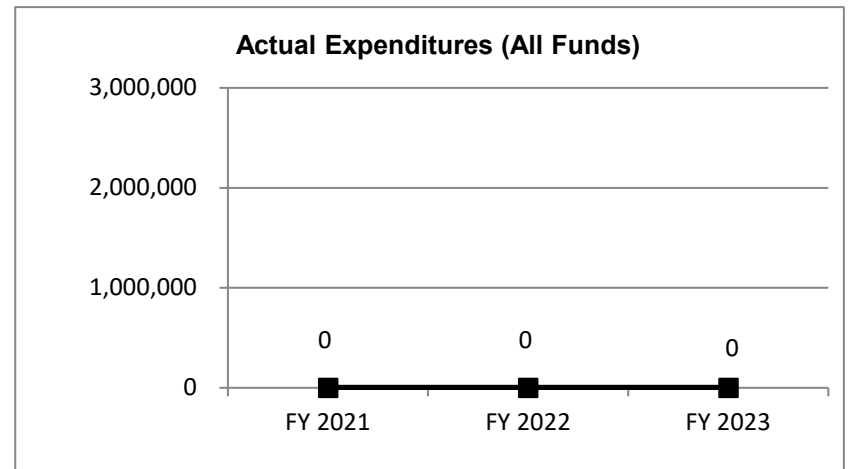
HB Section 6.225

3. PROGRAM LISTING (list programs included in this core funding)

Financial Assistance Center

4. FINANCIAL HISTORY

	FY 2021 Actual	FY 2022 Actual	FY 2023 Actual	FY 2024 Current Yr.
Appropriation (All Funds)	0	0	0	2,645,159
Less Reverted (All Funds)	0	0	0	(4,364)
Less Restricted (All Funds)	0	0	0	0
Budget Authority (All Funds)	0	0	0	2,640,795
Actual Expenditures (All Funds)	0	0	0	N/A
Unexpended (All Funds)	0	0	0	N/A
Unexpended, by Fund:				
General Revenue	0	0	0	N/A
Federal	0	0	0	N/A
Other	0	0	0	N/A
	(1)	(1)	(1)	



Reverted includes the statutory three-percent reserve amount (when applicable).

Restricted includes any Governor's Expenditure Restrictions which remained at the end of the fiscal year (when applicable).

NOTES:

(1) In March 2022, the Water Protection Program's Financial Assistance Center was realigned and shifted from the Water Protection Program to a new program under the Division of Environmental Quality. Prior year actual (FY 2021 – FY 2023) data is included in the Water Protection Program Operations Core form. These changes were reflected in the FY 2024 budget request as this was the first opportunity to adjust the budget.

CORE RECONCILIATION DETAIL

**DEPARTMENT OF NATURAL RESOURCES
FINANCIAL ASST CENTER**

5. CORE RECONCILIATION DETAIL

				Budget Class	FTE	GR	Federal	Other	Total	Explanation
TAFP AFTER VETOES										
				PS	39.64	145,483	627,712	1,574,962	2,348,157	
				EE	0.00	0	91,878	205,124	297,002	
				Total	39.64	145,483	719,590	1,780,086	2,645,159	
DEPARTMENT CORE ADJUSTMENTS										
Core Reduction	1201	2840		PS	(1.50)	0	0	0		0 The FY 2025 Budget Request includes a 2.40 FTE reduction (Federal and Other funds) with a corresponding increase of 2.40 FTE new decision item (GR).
Core Reduction	1201	2835		PS	(0.90)	0	0	0		0 The FY 2025 Budget Request includes a 2.40 FTE reduction (Federal and Other funds) with a corresponding increase of 2.40 FTE new decision item (GR).
Core Reallocation	1033	2840		PS	(0.00)	0	0	0		(0) Core reallocations will more closely align the budget with planned spending.
Core Reallocation	1033	2838		PS	0.00	0	0	0		(0) Core reallocations will more closely align the budget with planned spending.
Core Reallocation	1033	2835		PS	(0.00)	0	0	0		(0) Core reallocations will more closely align the budget with planned spending.
NET DEPARTMENT CHANGES					(2.40)	0	0	0	(0)	
DEPARTMENT CORE REQUEST										
				PS	37.24	145,483	627,712	1,574,962	2,348,157	

CORE RECONCILIATION DETAIL

**DEPARTMENT OF NATURAL RESOURCES
FINANCIAL ASST CENTER**

5. CORE RECONCILIATION DETAIL

	Budget Class	FTE	GR	Federal	Other	Total	Explanation
<hr/>							
DEPARTMENT CORE REQUEST	EE	0.00	0	91,878	205,124	297,002	
	Total	37.24	145,483	719,590	1,780,086	2,645,159	
<hr/>							
GOVERNOR'S RECOMMENDED CORE	PS	37.24	145,483	627,712	1,574,962	2,348,157	
	EE	0.00	0	91,878	205,124	297,002	
	Total	37.24	145,483	719,590	1,780,086	2,645,159	
<hr/>							

Department of Natural Resources

DECISION ITEM SUMMARY

Budget Unit								
Decision Item	FY 2023	FY 2023	FY 2024	FY 2024	FY 2025	FY 2025	*****	*****
Budget Object Summary	ACTUAL	ACTUAL	BUDGET	BUDGET	DEPT REQ	DEPT REQ	SECURED	SECURED
Fund	DOLLAR	FTE	DOLLAR	FTE	DOLLAR	FTE	COLUMN	COLUMN
FINANCIAL ASST CENTER								
CORE								
PERSONAL SERVICES								
GENERAL REVENUE	0	0.00	145,483	0.00	145,483	0.00	0	0.00
DEPT NATURAL RESOURCES	0	0.00	627,712	11.10	627,712	10.20	0	0.00
NRP-WATER POLLUTION PERMIT FEE	0	0.00	530,446	10.03	530,446	10.03	0	0.00
WATER & WASTEWATER LOAN FUND	0	0.00	1,044,516	18.51	1,044,516	17.01	0	0.00
TOTAL - PS	0	0.00	2,348,157	39.64	2,348,157	37.24	0	0.00
EXPENSE & EQUIPMENT								
DEPT NATURAL RESOURCES	0	0.00	91,878	0.00	91,878	0.00	0	0.00
NRP-WATER POLLUTION PERMIT FEE	0	0.00	114,216	0.00	114,216	0.00	0	0.00
WATER & WASTEWATER LOAN FUND	0	0.00	90,908	0.00	90,908	0.00	0	0.00
TOTAL - EE	0	0.00	297,002	0.00	297,002	0.00	0	0.00
TOTAL	0	0.00	2,645,159	39.64	2,645,159	37.24	0	0.00
Water Inf Project Admin - 1780011								
PERSONAL SERVICES								
GENERAL REVENUE	0	0.00	0	0.00	86,652	0.00	0	0.00
TOTAL - PS	0	0.00	0	0.00	86,652	0.00	0	0.00
EXPENSE & EQUIPMENT								
GENERAL REVENUE	0	0.00	0	0.00	12,852	0.00	0	0.00
TOTAL - EE	0	0.00	0	0.00	12,852	0.00	0	0.00
TOTAL	0	0.00	0	0.00	99,504	0.00	0	0.00
GR FTE Alignment - 1780027								
PERSONAL SERVICES								
GENERAL REVENUE	0	0.00	0	0.00	0	2.40	0	0.00
TOTAL - PS	0	0.00	0	0.00	0	2.40	0	0.00
TOTAL	0	0.00	0	0.00	0	2.40	0	0.00
GRAND TOTAL	\$0	0.00	\$2,645,159	39.64	\$2,744,663	39.64	\$0	0.00

9/22/23 14:52

im_disummary

Department of Natural Resources

DECISION ITEM DETAIL

Budget Unit	FY 2023	FY 2023	FY 2024	FY 2024	FY 2025	FY 2025	*****	*****
Decision Item	ACTUAL	ACTUAL	BUDGET	BUDGET	DEPT REQ	DEPT REQ	SECURED	SECURED
Budget Object Class	DOLLAR	FTE	DOLLAR	FTE	DOLLAR	FTE	COLUMN	COLUMN
FINANCIAL ASST CENTER								
CORE								
DESIGNATED PRINCIPAL ASST DIV	0	0.00	91,308	1.00	91,308	1.00	0	0.00
LEGAL COUNSEL	0	0.00	20,642	0.25	20,642	0.25	0	0.00
ADMIN SUPPORT ASSISTANT	0	0.00	68,487	2.00	34,593	1.00	0	0.00
LEAD ADMIN SUPPORT ASSISTANT	0	0.00	42,391	1.00	42,391	1.00	0	0.00
PROGRAM SPECIALIST	0	0.00	56,343	1.00	0	0.00	0	0.00
SENIOR PROGRAM SPECIALIST	0	0.00	57,461	1.00	57,460	1.00	0	0.00
SR PUBLIC RELATIONS SPECIALIST	0	0.00	15,068	0.35	17,492	0.35	0	0.00
PUBLIC RELATIONS COORDINATOR	0	0.00	2,214	0.04	2,337	0.04	0	0.00
ASSOCIATE ENGINEER	0	0.00	183,920	3.00	303,693	4.37	0	0.00
PROFESSIONAL ENGINEER	0	0.00	416,792	6.00	271,655	4.19	0	0.00
ENGINEER SUPERVISOR	0	0.00	159,726	2.00	163,757	1.85	0	0.00
ENVIRONMENTAL PROGRAM ANALYST	0	0.00	632,464	12.00	679,017	10.57	0	0.00
ENVIRONMENTAL PROGRAM SPV	0	0.00	67,828	1.00	133,853	1.95	0	0.00
ENVIRONMENTAL PROGRAM MANAGER	0	0.00	71,669	1.00	71,669	0.90	0	0.00
ACCOUNTANT	0	0.00	323,560	6.00	320,006	6.50	0	0.00
INTERMEDIATE ACCOUNTANT	0	0.00	64,810	1.00	64,809	1.00	0	0.00
ACCOUNTANT SUPERVISOR	0	0.00	73,474	1.00	73,475	1.27	0	0.00
TOTAL - PS	0	0.00	2,348,157	39.64	2,348,157	37.24	0	0.00
TRAVEL, IN-STATE	0	0.00	13,900	0.00	13,900	0.00	0	0.00
TRAVEL, OUT-OF-STATE	0	0.00	12,100	0.00	12,100	0.00	0	0.00
SUPPLIES	0	0.00	9,100	0.00	9,100	0.00	0	0.00
PROFESSIONAL DEVELOPMENT	0	0.00	24,000	0.00	24,000	0.00	0	0.00
COMMUNICATION SERV & SUPP	0	0.00	9,900	0.00	9,900	0.00	0	0.00
PROFESSIONAL SERVICES	0	0.00	222,187	0.00	222,187	0.00	0	0.00
M&R SERVICES	0	0.00	1,750	0.00	1,750	0.00	0	0.00
COMPUTER EQUIPMENT	0	0.00	2	0.00	0	0.00	0	0.00
MOTORIZED EQUIPMENT	0	0.00	2	0.00	0	0.00	0	0.00
OFFICE EQUIPMENT	0	0.00	1,367	0.00	1,167	0.00	0	0.00
OTHER EQUIPMENT	0	0.00	80	0.00	584	0.00	0	0.00
PROPERTY & IMPROVEMENTS	0	0.00	2	0.00	2	0.00	0	0.00
BUILDING LEASE PAYMENTS	0	0.00	1,352	0.00	1,352	0.00	0	0.00
EQUIPMENT RENTALS & LEASES	0	0.00	6	0.00	6	0.00	0	0.00

Department of Natural Resources

DECISION ITEM DETAIL

Budget Unit	FY 2023	FY 2023	FY 2024	FY 2024	FY 2025	FY 2025	*****	*****
Decision Item	ACTUAL	ACTUAL	BUDGET	BUDGET	DEPT REQ	DEPT REQ	SECURED	SECURED
Budget Object Class	DOLLAR	FTE	DOLLAR	FTE	DOLLAR	FTE	COLUMN	COLUMN
FINANCIAL ASST CENTER								
CORE								
MISCELLANEOUS EXPENSES	0	0.00	1,254	0.00	954	0.00	0	0.00
TOTAL - EE	0	0.00	297,002	0.00	297,002	0.00	0	0.00
GRAND TOTAL	\$0	0.00	\$2,645,159	39.64	\$2,645,159	37.24	\$0	0.00
GENERAL REVENUE	\$0	0.00	\$145,483	0.00	\$145,483	0.00		0.00
FEDERAL FUNDS	\$0	0.00	\$719,590	11.10	\$719,590	10.20		0.00
OTHER FUNDS	\$0	0.00	\$1,780,086	28.54	\$1,780,086	27.04		0.00

CORE DECISION ITEM

Department of Natural Resources
Division of Environmental Quality
Water Infrastructure PSD Core

Budget Unit 79415C

HB Section 6.235

1. CORE FINANCIAL SUMMARY

	FY 2025 Budget Request			
	GR	Federal	Other	Total
PS	0	0	0	0
EE	0	0	0	0
PSD	9,251,461	15,945,000	770,054,393	795,250,854
Total	9,251,461	15,945,000	770,054,393	795,250,854

FTE 0.00 0.00 0.00 0.00

Est. Fringe	0	0	0	0
--------------------	---	---	---	---

Note: Fringes budgeted in House Bill 5 except for certain fringes budgeted

	FY 2025 Governor's Recommendation			
	GR	Fed	Other	Total
PS	0	0	0	0
EE	0	0	0	0
PSD	0	0	0	0
Total	0	0	0	0

FTE 0.00 0.00 0.00 0.00

Est. Fringe	0	0	0	0
--------------------	---	---	---	---

Note: Fringes budgeted in House Bill 5 except for certain fringes

Other Funds: Stormwater Control Fund (0302); Water Pollution Control Funds (0329, 0330); Natural Resources Protection Fund - Water Pollution Permit Fee Subaccount (0568); Water and Wastewater Loan Revolving Fund (0602); Water and Wastewater Loan Fund (0649); Stormwater Loan Revolving Fund (0754); Rural Water and Sewer Loan Revolving Fund (0755)

The budget includes appropriation authority of \$220,939,825 to be used for encumbrance purposes only related to Water Infrastructure grants and loans.

2. CORE DESCRIPTION

The Financial Assistance Center provides low-cost financial assistance to aid Missouri communities with capital improvements to water, wastewater, and stormwater systems. The program provides grants and below-market-rate loans for water and wastewater infrastructure. Small communities receive grants for engineering studies to plan for infrastructure improvement. Communities receiving infrastructure loans and grants serve approximately 745,073 Missouri residents annually.

The Drinking Water State Revolving Fund (DWSRF) capitalization grants require matching funds to secure the annual DWSRF capitalization grants. The capitalization grants provide Missouri communities with financial assistance for infrastructure projects.

CORE DECISION ITEM

Department of Natural Resources

Budget Unit 79415C

Division of Environmental Quality

HB Section 6.235

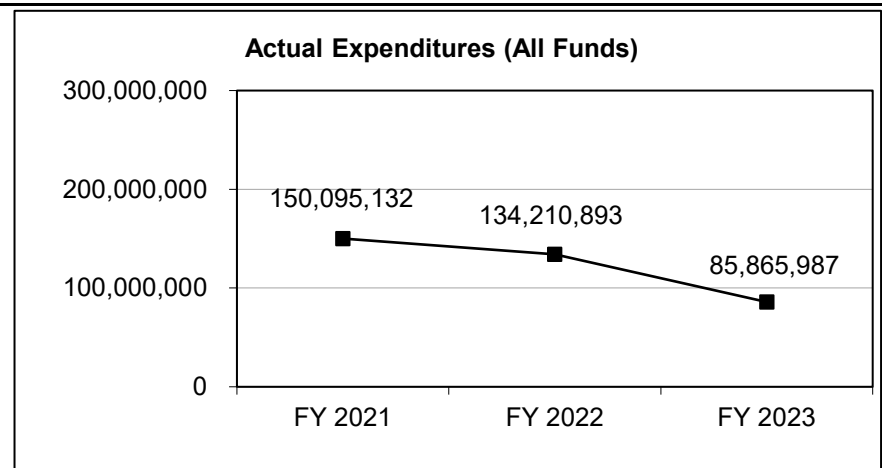
Water Infrastructure PSD Core

3. PROGRAM LISTING (list programs included in this core funding)

Financial Assistance Center

4. FINANCIAL HISTORY

	FY 2021 Actual	FY 2022 Actual	FY 2023 Actual	FY 2024 Current Yr.
Appropriation (All Funds)	540,538,676	539,948,677	781,522,741	795,250,854
Less Reverted (All Funds)	0	0	(224,050)	(277,544)
Less Restricted (All Funds)	0	0	0	0
Budget Authority (All Funds)	540,538,676	539,948,677	781,298,691	794,973,310
Actual Expenditures (All Funds)	150,095,132	134,210,893	85,865,987	N/A
Unexpended (All Funds)	390,443,544	405,737,784	695,432,704	N/A
Unexpended, by Fund:				
General Revenue	0	0	2,763,613	N/A
Federal	0	0	0	N/A
Other	390,443,544	405,737,784	692,669,091	N/A
	(1)	(1)	(1)	



Reverted includes the statutory three-percent reserve amount (when applicable).

Restricted includes any Governor's Expenditure Restrictions which remained at the end of the fiscal year (when applicable).

NOTES:

(1) In many cases, pass-through appropriation has been provided for encumbrance and payment of our commitments which often span multiple fiscal years causing high unexpended balances. Beginning in FY 2014, appropriations were provided for encumbrance purposes separate from expenditures. Both types of appropriations are included in the data above, therefore high unexpended balances will continue to be reflected. The FY 2024 PSD (expenditure only) appropriations are: Drinking Water Match \$9,251,461; Construction Grants \$3,010,000; Clean Water State Revolving Fund Loans \$360,434,199; Rural Water and Sewer Grants and Loans \$1,520,000; Storm Water Control Grants and Loans \$2,433,141; Water Infrastructure Grants and Loans \$15,945,000; and Drinking Water State Revolving Fund Loans \$181,717,228. The FY 2024 budget also includes appropriation authority of \$220,939,825 to be used for encumbrance purposes only for Water Infrastructure loans and grants.

In March 2022, the Water Protection Program's Financial Assistance Center was realigned and shifted from the Water Protection Program to a new program under the Division of Environmental Quality. Since the Water Infrastructure pass-through program is in a separate budget unit, data for that budget unit is reflected above.

CORE DECISION ITEM**Department of Natural Resources****Budget Unit 79415C****Division of Environmental Quality****Water Infrastructure PSD Core****HB Section 6.235****4. FINANCIAL HISTORY (continued)**

The following table shows financial data for the pass-through budget units included in this form.

	FY 2021	FY 2022	FY 2023	FY 2024	FY 2025
	Actual	Actual	Actual	Current Yr	Gov Rec
Water Infrastructure PSD (79415C)	150,095,132	134,210,893	85,865,987	574,311,029	574,311,029
Water Infrastructure Encumbrance (79415C)	n/a encumbrance authority must lapse			220,939,825	220,939,825
Total	150,095,132	134,210,893	85,865,987	795,250,854	795,250,854
Total excluding Encumbrances	150,095,132	134,210,893	85,865,987	574,311,029	574,311,029

The FY 2024 and FY 2025 budget includes appropriation authority of \$220,939,825 to be used for encumbrance purposes only for Water Infrastructure loans and grants. FY 2024 and FY 2025 budgets also include \$234,105,716 Bipartisan Infrastructure Law pass-through funding.

In March 2022, the Water Protection Program's Financial Assistance Center was realigned and shifted from the Water Protection Program to a new program under the Division of Environmental Quality. Since the Water Infrastructure pass-through program is in a separate budget unit, data for that budget unit is reflected above.

CORE RECONCILIATION DETAIL

**DEPARTMENT OF NATURAL RESOURCES
WATER INFRASTRUCTURE**

5. CORE RECONCILIATION DETAIL

	Budget Class	FTE	GR	Federal	Other	Total	Explanation
<hr/>							
TAFP AFTER VETOES	PD	0.00	9,251,461	15,945,000	770,054,393	795,250,854	
	Total	0.00	9,251,461	15,945,000	770,054,393	795,250,854	
<hr/>							
DEPARTMENT CORE REQUEST	PD	0.00	9,251,461	15,945,000	770,054,393	795,250,854	
	Total	0.00	9,251,461	15,945,000	770,054,393	795,250,854	
<hr/>							
GOVERNOR'S RECOMMENDED CORE	PD	0.00	9,251,461	15,945,000	770,054,393	795,250,854	
	Total	0.00	9,251,461	15,945,000	770,054,393	795,250,854	
<hr/>							

Department of Natural Resources

DECISION ITEM SUMMARY

Budget Unit								
Decision Item	FY 2023	FY 2023	FY 2024	FY 2024	FY 2025	FY 2025	*****	*****
Budget Object Summary	ACTUAL	ACTUAL	BUDGET	BUDGET	DEPT REQ	DEPT REQ	SECURED	SECURED
Fund	DOLLAR	FTE	DOLLAR	FTE	DOLLAR	FTE	COLUMN	COLUMN
WATER INFRASTRUCTURE								
CORE								
PROGRAM-SPECIFIC								
GENERAL REVENUE	4,480,685	0.00	9,251,461	0.00	9,251,461	0.00	0	0.00
DEPT NATURAL RESOURCES	0	0.00	15,945,000	0.00	15,945,000	0.00	0	0.00
STORMWATER A-2002-37H	0	0.00	10,000	0.00	10,000	0.00	0	0.00
WPC SERIES A 2007-37G	0	0.00	10,000	0.00	10,000	0.00	0	0.00
WPC SERIES A 2007-37E	0	0.00	20,000	0.00	20,000	0.00	0	0.00
NRP-WATER POLLUTION PERMIT FEE	570,697	0.00	3,000,000	0.00	3,000,000	0.00	0	0.00
WATER & WASTEWATER LOAN REVOLV	60,743,657	0.00	388,456,896	0.00	388,456,896	0.00	0	0.00
WATER & WASTEWATER LOAN FUND	18,823,869	0.00	374,634,356	0.00	374,634,356	0.00	0	0.00
STORM WATER LOAN REVOLVING	970,191	0.00	2,423,141	0.00	2,423,141	0.00	0	0.00
RURAL WATER AND SEWER LOAN REV	276,888	0.00	1,500,000	0.00	1,500,000	0.00	0	0.00
TOTAL - PD	85,865,987	0.00	795,250,854	0.00	795,250,854	0.00	0	0.00
TOTAL	85,865,987	0.00	795,250,854	0.00	795,250,854	0.00	0	0.00
GRAND TOTAL	\$85,865,987	0.00	\$795,250,854	0.00	\$795,250,854	0.00	\$0	0.00

9/22/23 14:52

im_disummary

Department of Natural Resources

DECISION ITEM DETAIL

Budget Unit	FY 2023	FY 2023	FY 2024	FY 2024	FY 2025	FY 2025	*****	*****
Decision Item	ACTUAL	ACTUAL	BUDGET	BUDGET	DEPT REQ	DEPT REQ	SECURED	SECURED
Budget Object Class	DOLLAR	FTE	DOLLAR	FTE	DOLLAR	FTE	COLUMN	COLUMN
WATER INFRASTRUCTURE								
CORE								
PROGRAM DISTRIBUTIONS	85,865,987	0.00	795,250,854	0.00	795,250,854	0.00	0	0.00
TOTAL - PD	85,865,987	0.00	795,250,854	0.00	795,250,854	0.00	0	0.00
GRAND TOTAL	\$85,865,987	0.00	\$795,250,854	0.00	\$795,250,854	0.00	\$0	0.00
GENERAL REVENUE	\$4,480,685	0.00	\$9,251,461	0.00	\$9,251,461	0.00		0.00
FEDERAL FUNDS	\$0	0.00	\$15,945,000	0.00	\$15,945,000	0.00		0.00
OTHER FUNDS	\$81,385,302	0.00	\$770,054,393	0.00	\$770,054,393	0.00		0.00

PROGRAM DESCRIPTION

Department of Natural Resources	HB Section(s): <u>6.225, 6.235</u>																																				
DEQ - Financial Assistance Center																																					
Program is found in the following core budget(s): Financial Assistance Center																																					
<p>1a. What strategic priority does this program address?</p> <p>The Financial Assistance Center helps Missouri citizens thrive by managing natural resources to promote a healthy environment and economy by:</p> <ul style="list-style-type: none"> • Promoting environmental responsibility and resource stewardship. • Enhancing services, information, and communication to improve customer experience. • Modernizing community infrastructure, strengthening workforce, and supporting economic development. • Improving internal processes to better serve our customers. 																																					
<p>1b. What does this program do?</p> <p>The Financial Assistance Center (FAC) is dedicated to helping Missouri communities plan, finance, and build water infrastructure projects that improve the lives of Missourians. To accomplish this goal, the program provides financial assistance to applicants for projects including drinking water and wastewater infrastructure and a variety of other water quality improvements.</p> <p>The FAC provides low-cost financial assistance to aid Missouri communities with capital improvements to water, wastewater, and stormwater systems. The program provides grants and below-market-rate loans for water and wastewater infrastructure. Small communities receive grants for engineering studies to plan for infrastructure improvements. Communities receiving infrastructure loans and grants serve approximately 745,073 Missouri residents annually.</p>																																					
<p>The following table shows financial data for the Financial Assistance Center budget units included in this form.</p> <table border="1" style="width: 100%; border-collapse: collapse; margin-top: 10px;"> <thead> <tr> <th></th> <th style="text-align: center;">FY 2021 Actual</th> <th style="text-align: center;">FY 2022 Actual</th> <th style="text-align: center;">FY 2023 Actual</th> <th style="text-align: center;">FY 2024 Current</th> <th style="text-align: center;">FY 2025 Dept Req</th> </tr> </thead> <tbody> <tr> <td>Operations (78840C)</td> <td colspan="3">n/a data included in Water Protection Program Ops</td> <td style="text-align: right;">2,645,159</td> <td style="text-align: right;">2,645,159</td> </tr> <tr> <td>Water Infrastructure PSD (79415C)</td> <td style="text-align: right;">150,095,132</td> <td style="text-align: right;">134,210,893</td> <td style="text-align: right;">85,865,987</td> <td style="text-align: right;">574,311,029</td> <td style="text-align: right;">574,311,029</td> </tr> <tr> <td>Water Infrastructure Encumbrance (79415C)</td> <td colspan="3">n/a encumbrance authority must lapse</td> <td style="text-align: right;">220,939,825</td> <td style="text-align: right;">220,939,825</td> </tr> <tr> <td style="text-align: right;">Total</td> <td style="text-align: right;">150,095,132</td> <td style="text-align: right;">134,210,893</td> <td style="text-align: right;">85,865,987</td> <td style="text-align: right;">797,896,013</td> <td style="text-align: right;">797,896,013</td> </tr> <tr> <td style="text-align: right;">Total excluding Encumbrances</td> <td style="text-align: right;">150,095,132</td> <td style="text-align: right;">134,210,893</td> <td style="text-align: right;">85,865,987</td> <td style="text-align: right;">576,956,188</td> <td style="text-align: right;">576,956,188</td> </tr> </tbody> </table>			FY 2021 Actual	FY 2022 Actual	FY 2023 Actual	FY 2024 Current	FY 2025 Dept Req	Operations (78840C)	n/a data included in Water Protection Program Ops			2,645,159	2,645,159	Water Infrastructure PSD (79415C)	150,095,132	134,210,893	85,865,987	574,311,029	574,311,029	Water Infrastructure Encumbrance (79415C)	n/a encumbrance authority must lapse			220,939,825	220,939,825	Total	150,095,132	134,210,893	85,865,987	797,896,013	797,896,013	Total excluding Encumbrances	150,095,132	134,210,893	85,865,987	576,956,188	576,956,188
	FY 2021 Actual	FY 2022 Actual	FY 2023 Actual	FY 2024 Current	FY 2025 Dept Req																																
Operations (78840C)	n/a data included in Water Protection Program Ops			2,645,159	2,645,159																																
Water Infrastructure PSD (79415C)	150,095,132	134,210,893	85,865,987	574,311,029	574,311,029																																
Water Infrastructure Encumbrance (79415C)	n/a encumbrance authority must lapse			220,939,825	220,939,825																																
Total	150,095,132	134,210,893	85,865,987	797,896,013	797,896,013																																
Total excluding Encumbrances	150,095,132	134,210,893	85,865,987	576,956,188	576,956,188																																
<p>The FY 2024 and FY 2025 budgets include approximately \$220 million appropriation authority to be used for encumbrance purposes only for Water Infrastructure loans and grants. FY 2024 and FY 2025 also include \$234,105,716 Bipartisan Infrastructure Law pass-through funding.</p>																																					
<p>In March 2022, the Water Protection Program's Financial Assistance Center was realigned and shifted from the Water Protection Program to a new program under the Division of Environmental Quality. Prior year actual (FY 2021 – FY 2023) data is included in the Water Protection Program Operations Core form. These changes were reflected in the FY 2024 budget request as this was the first opportunity to adjust the budget.</p>																																					

PROGRAM DESCRIPTION

Department of Natural Resources	HB Section(s): <u>6.225, 6.235</u>
DEQ - Financial Assistance Center	
Program is found in the following core budget(s): Financial Assistance Center	

2a. Provide an activity measure(s) for the program.

State Revolving Fund Financial Assistance (Loans Issued and Grants Awarded)

	FY 2021 Actual	FY 2022 Actual	FY 2023 Actual	FY 2024 Projected	FY 2025 Projected	FY 2026 Projected
Drinking Water SRF Loans	3	5	2	4	24	29
Drinking Water SRF Grants	2	2	1	5	14	7
Clean Water SRF Loans	8	6	4	35	47	20
Clean Water SRF Grants	4	10	2	27	23	10
Total Assistance Dollars Issued	\$281,529,709	\$58,981,735	\$136,326,000	\$347,862,584	\$1,079,060,149	\$303,911,137

The FAC issues financial assistance through Drinking Water and Clean Water State Revolving Fund (SRF) loans and grants to eligible applicants for drinking water and wastewater infrastructure projects. The number of projected loans and grants in FY 2024 through FY 2026 are increased due to the additional SRF funding expected through the Bipartisan Infrastructure Law. The FY 2024 through FY 2026 assistance dollars are projected to be high due to several large infrastructure projects anticipated to be issued financial assistance during the year. This measure includes infrastructure projects only and does not include planning grants, planning and design loans, or future lead service line inventory loans and grants funded through the SRF.

PROGRAM DESCRIPTION

Department of Natural Resources

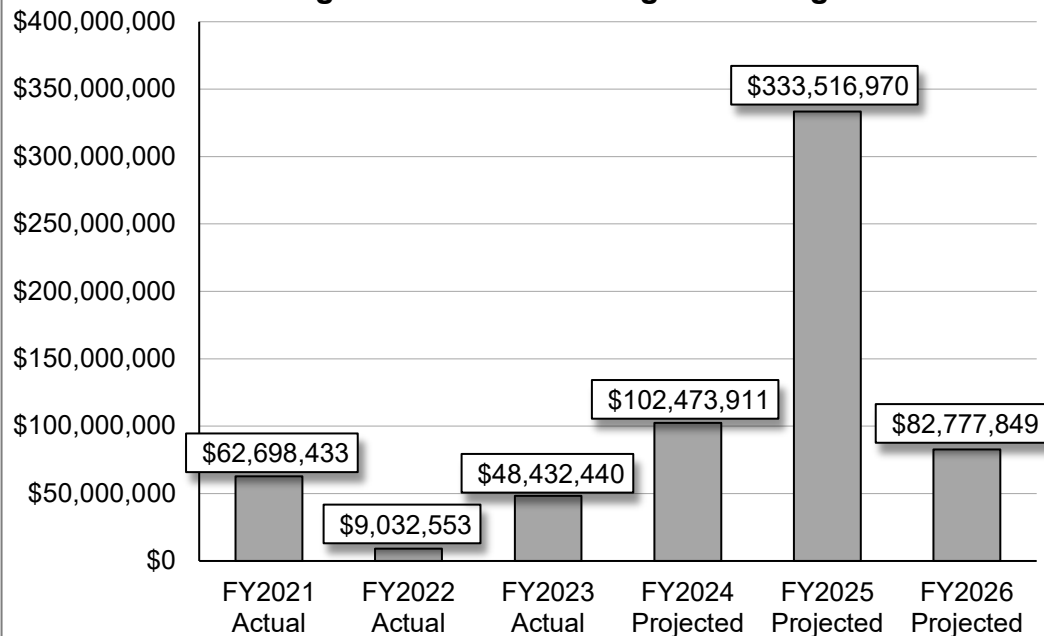
HB Section(s): 6.225, 6.235

DEQ - Financial Assistance Center

Program is found in the following core budget(s): Financial Assistance Center

2b. Provide a measure(s) of the program's quality.

**Interest Savings to Communities Financed
Through the State Revolving Fund Programs**



Fiscal Year	Average Conventional Interest Rate	SRF Average Interest Rate	Difference
FY2021 Actual	2.65	0.80	1.85
FY2022 Actual	2.71	0.82	1.89
FY2023 Actual	4.02	1.21	2.81
FY2024 Projected	3.93	1.18	2.75
FY2025 Projected	4.00	1.20	2.80
FY2026 Projected	4.05	1.22	2.83

*Source: The Bond Buyer

Financing provided through the SRF programs allows communities to save approximately 70% of the interest cost of a conventional loan. For FY 2021, the average conventional interest rate was 2.65% as compared to the SRF average interest rate of 0.80%; a difference of 1.85% (70% savings) resulting in an overall estimated savings to Missouri communities of \$62.7 million. A decrease in FY 2022 interest savings is the result of a decrease in loan demand (as demonstrated by the number of loans issued) with a corresponding decrease in financial assistance awards during this period. For FY 2023, the average conventional interest rate was 4.02% as compared to the SRF average interest rate of 1.21%; a difference of 2.81% (70% savings) resulting in an overall estimated savings to Missouri communities of \$48.4 million. The SRF Program closed on several large loans in FY 2021 and anticipates closing on several more large loans during FY 2024 through FY 2026, resulting in above-average interest savings. The SRF offers 20 year and 30 year loan terms.

PROGRAM DESCRIPTION

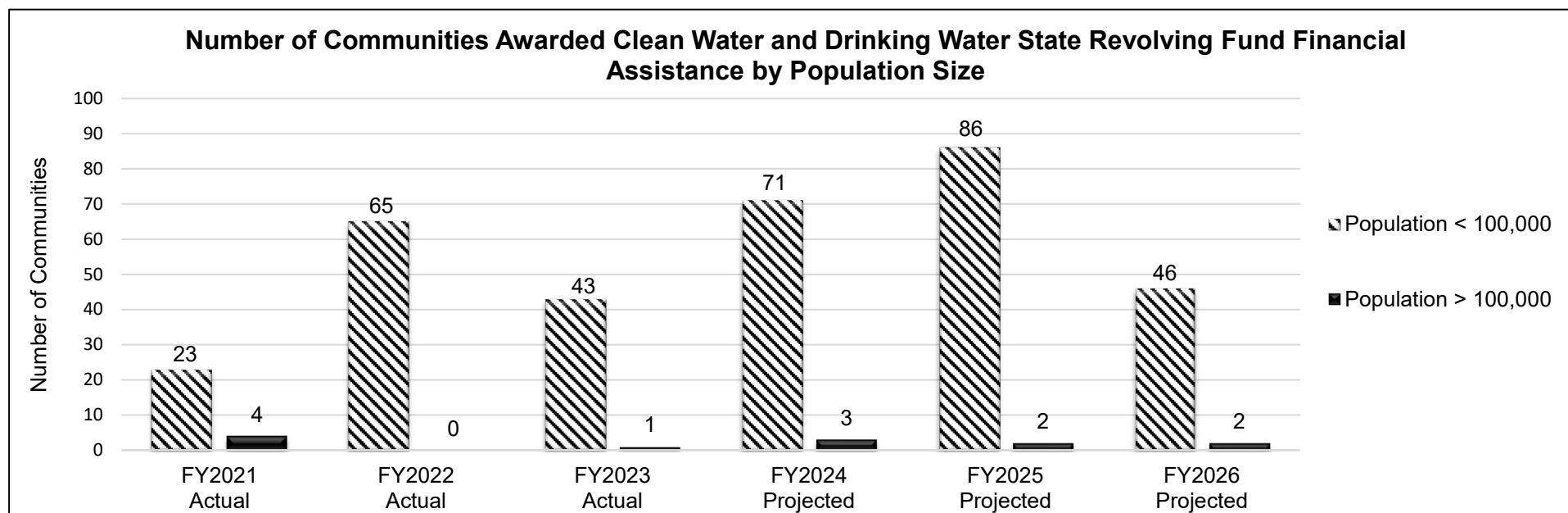
Department of Natural Resources

HB Section(s): 6.225, 6.235

DEQ - Financial Assistance Center

Program is found in the following core budget(s): Financial Assistance Center

2c. Provide a measure(s) of the program's impact (continued).

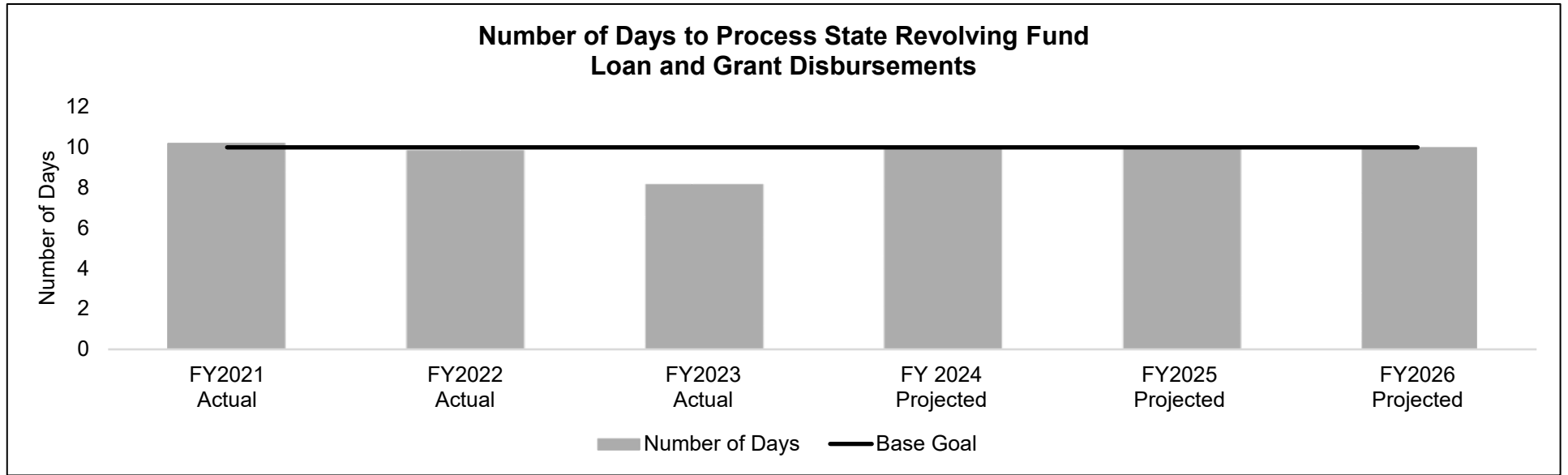


The Clean Water and Drinking Water SRF programs provide assistance to systems serving populations of all sizes. SRF financial assistance is provided through an application process and is based on eligibility. Financial assistance is open for all Missouri cities, towns, counties, regional sewer and water districts, water authorities, public water systems, not-for-profit, and instrumentalities of the state to apply for low interest loans and grants. The program continues marketing efforts and has implemented numerous customer service and process improvements intended to improve efficiency and program attractiveness to borrowers. In FY 2021 the department implemented new grant programs, which increased the number of awards for FY 2022. An increase in awards is expected for FYs 2024 through 2026 due to the additional SRF funding expected through the Bipartisan Infrastructure Law. This measure includes infrastructure assistance as well as planning and lead service line inventory grants and loans funded through the SRF.

The goal is to assist as many communities that apply as possible with water infrastructure improvements through grants and low interest loans. Water infrastructure improvements benefit each community's health, economy, and overall well-being.

PROGRAM DESCRIPTION

Department of Natural Resources	HB Section(s): <u>6.225, 6.235</u>
DEQ - Financial Assistance Center	
Program is found in the following core budget(s): Financial Assistance Center	
2d. Provide a measure(s) of the program's efficiency.	



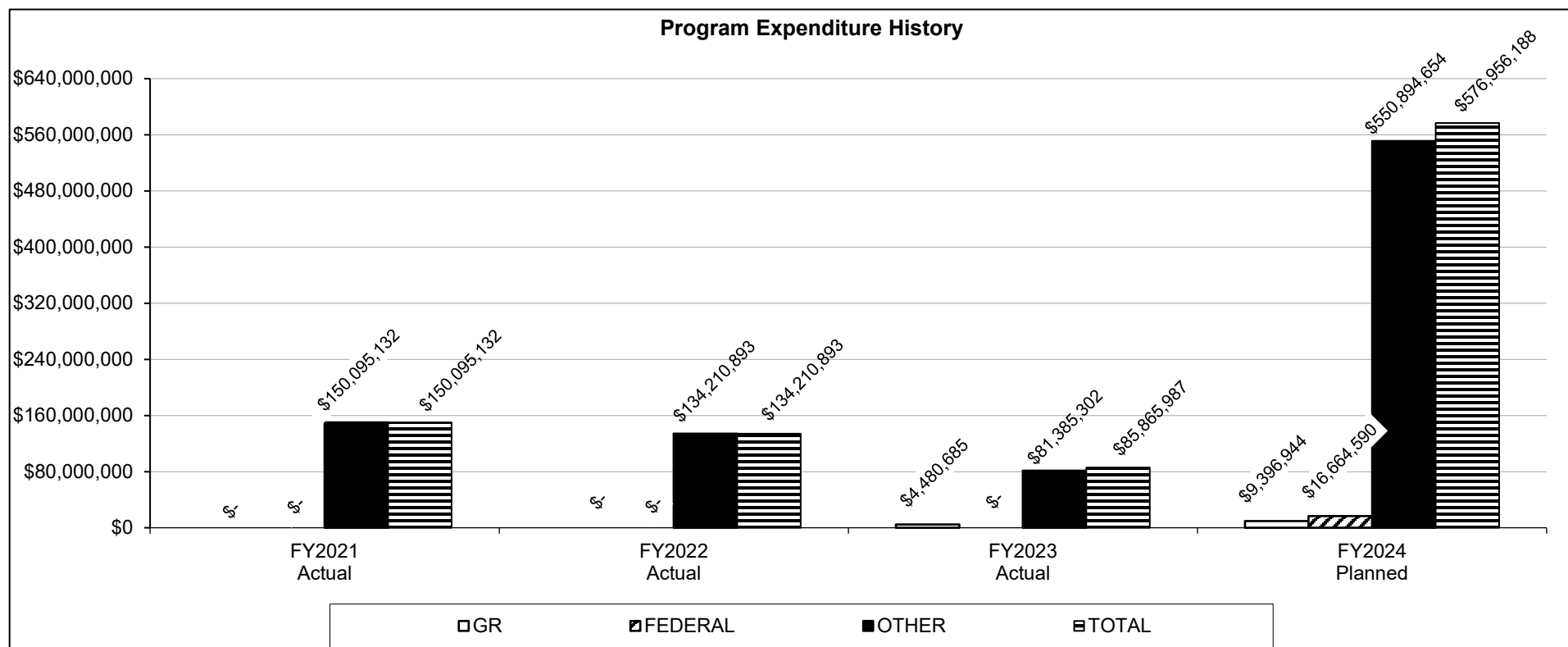
The nature of SRF projects is that funds are disbursed over time as construction proceeds. SRF participants have three years to draw down their loan and two years to draw a grant. The participant submits supporting invoices of costs incurred and requests reimbursement for those costs on a monthly basis. The FAC has an internal goal to reimburse each participant requesting payment within 10 days of receiving the reimbursement request. Meeting this goal is extremely important to ensure Missouri communities have adequate cash flow to pay their engineers and contractors on time for successful completion of the project.

PROGRAM DESCRIPTION

Department of Natural Resources
 DEQ - Financial Assistance Center
 Program is found in the following core budget(s): Financial Assistance Center

HB Section(s): 6.225, 6.235

3. Provide actual expenditures for the prior three fiscal years and planned expenditures for the current fiscal year. (Note: Amounts do not include fringe benefit costs.)



Data from FY 2021 - FY 2023 only reflects the Water Infrastructure pass-through appropriations (Financial Assistance Center operations is included in the Water Protection Program's data for FY 2021 – FY 2023). In many cases, pass-through appropriations have been provided to allow for encumbrance and payment of our commitments, which often span multiple fiscal years causing high unexpended balances. Not included in the data above is appropriation authority of \$220,939,825 for Water Infrastructure loans and grants encumbrance purposes only, which must lapse. Otherwise, FY 2024 Planned is shown at full appropriation.

PROGRAM DESCRIPTION

Department of Natural Resources	HB Section(s): <u>6.225, 6.235</u>																
DEQ - Financial Assistance Center																	
Program is found in the following core budget(s): Financial Assistance Center																	
<p>4. What are the sources of the "Other " funds? Stormwater Control Fund (0302); Water Pollution Control Funds (0329, 0330); Natural Resources Protection Fund - Water Pollution Permit Fee Subaccount (0568); Water and Wastewater Loan Revolving Fund (0602); Water and Wastewater Loan Fund (0649); Stormwater Loan Revolving Fund (0754); Rural Water and Sewer Loan Revolving Fund (0755)</p>																	
<p>5. What is the authorization for this program, i.e., federal or state statute, etc.? (Include the federal program number, if applicable.)</p> <table style="width: 100%; border: none;"> <tr> <td style="width: 50%;">Title 42, Chapter 6A, Subchapter XII, Part B, § 300(g)</td> <td style="width: 50%;">Federal Safe Drinking Water Act</td> </tr> <tr> <td>Title 33, Chapter 26, Subchapters I-IV</td> <td>Federal Clean Water Act</td> </tr> <tr> <td>Public Law (107-117)</td> <td>Recovery from and Response to Terrorist Attacks on the United States Act, 2002</td> </tr> <tr> <td>Missouri Constitution Article III, Sect 37(c),(e),(g), & (h)</td> <td>Water Pollution Control and Storm Water Control Bonds</td> </tr> <tr> <td>RSMo Chapter 644</td> <td>Missouri Clean Water Law</td> </tr> <tr> <td>RSMo 640.100 through 640.140</td> <td>Missouri Drinking Water Law</td> </tr> <tr> <td>RSMo 644.101 through 644.124</td> <td>Water Pollution Grants and Loans or Revolving Fund</td> </tr> <tr> <td>RSMo 644.500 through 644.564</td> <td>Water Pollution Bonds</td> </tr> </table>		Title 42, Chapter 6A, Subchapter XII, Part B, § 300(g)	Federal Safe Drinking Water Act	Title 33, Chapter 26, Subchapters I-IV	Federal Clean Water Act	Public Law (107-117)	Recovery from and Response to Terrorist Attacks on the United States Act, 2002	Missouri Constitution Article III, Sect 37(c),(e),(g), & (h)	Water Pollution Control and Storm Water Control Bonds	RSMo Chapter 644	Missouri Clean Water Law	RSMo 640.100 through 640.140	Missouri Drinking Water Law	RSMo 644.101 through 644.124	Water Pollution Grants and Loans or Revolving Fund	RSMo 644.500 through 644.564	Water Pollution Bonds
Title 42, Chapter 6A, Subchapter XII, Part B, § 300(g)	Federal Safe Drinking Water Act																
Title 33, Chapter 26, Subchapters I-IV	Federal Clean Water Act																
Public Law (107-117)	Recovery from and Response to Terrorist Attacks on the United States Act, 2002																
Missouri Constitution Article III, Sect 37(c),(e),(g), & (h)	Water Pollution Control and Storm Water Control Bonds																
RSMo Chapter 644	Missouri Clean Water Law																
RSMo 640.100 through 640.140	Missouri Drinking Water Law																
RSMo 644.101 through 644.124	Water Pollution Grants and Loans or Revolving Fund																
RSMo 644.500 through 644.564	Water Pollution Bonds																
<p>6. Are there federal matching requirements? If yes, please explain.</p> <table style="width: 100%; border: none;"> <tr> <td style="width: 60%;">Clean Water State Revolving Fund Base Capitalization Grant</td> <td style="width: 40%;">20% State/Local (EPA)</td> </tr> <tr> <td>Clean Water State Revolving Fund BIL General Supplemental Capitalization Grant</td> <td>10% State/Local (EPA)</td> </tr> <tr> <td>Drinking Water State Revolving Fund Base Capitalization Grant</td> <td>20% State/Local (EPA)</td> </tr> <tr> <td>Drinking Water State Revolving Fund BIL General Supplemental Capitalization Grant</td> <td>10% State/Local (EPA)</td> </tr> </table>		Clean Water State Revolving Fund Base Capitalization Grant	20% State/Local (EPA)	Clean Water State Revolving Fund BIL General Supplemental Capitalization Grant	10% State/Local (EPA)	Drinking Water State Revolving Fund Base Capitalization Grant	20% State/Local (EPA)	Drinking Water State Revolving Fund BIL General Supplemental Capitalization Grant	10% State/Local (EPA)								
Clean Water State Revolving Fund Base Capitalization Grant	20% State/Local (EPA)																
Clean Water State Revolving Fund BIL General Supplemental Capitalization Grant	10% State/Local (EPA)																
Drinking Water State Revolving Fund Base Capitalization Grant	20% State/Local (EPA)																
Drinking Water State Revolving Fund BIL General Supplemental Capitalization Grant	10% State/Local (EPA)																
<p>7. Is this a federally mandated program? If yes, please explain.</p> <p>EPA has delegated implementation of the Federal Clean Water Act and the Federal State Drinking Water Act to Missouri. This includes the Clean Water State Revolving Fund and Drinking Water State Revolving Fund.</p> <p>The Federal Safe Drinking Water Act requires public drinking water systems to conduct routine chemical, radiological, and microbiological monitoring of the water. Section 640.100.3, RSMo, mandates that the state will provide this monitoring for these drinking water systems.</p>																	

CORE DECISION ITEM

Department of Natural Resources
Division of Environmental Quality
Financial Assistance Center GR Water Projects

Budget Unit 79421C

HB Section 06.237

1. CORE FINANCIAL SUMMARY

FY 2025 Budget Request				
	GR	Federal	Other	Total
PS	0	0	0	0
EE	0	0	0	0
PSD	0	0	0	0
Total	0	0	0	0

FTE 0.00 0.00 0.00 0.00

Est. Fringe	0	0	0	0
--------------------	---	---	---	---

Note: Fringes budgeted in House Bill 5 except for certain fringes budgeted

FY 2025 Governor's Recommendation				
	GR	Fed	Other	Total
PS	0	0	0	0
EE	0	0	0	0
PSD	0	0	0	0
Total	0	0	0	0

FTE 0.00 0.00 0.00 0.00

Est. Fringe	0	0	0	0
--------------------	---	---	---	---

Note: Fringes budgeted in House Bill 5 except for certain fringes

Other Funds: Not applicable

Core Reduction: The FY 2025 Budget Request includes a core reduction of \$63,913,168 one-time GR authority from the FY 2024 budget.

NOTE: the department has submitted a corresponding NDI requesting remaining funds of \$63.9 million so these multi-year projects can be completed with appropriated funding as requested by the General Assembly.

2. CORE DESCRIPTION

The Missouri General Assembly appropriated approximately \$63.9 million in HB 6, Section 6.237 for specific construction projects as listed below:

HB	Section Name	Total Appropriation
6.237	Mississippi Levee	\$ 5,000,000
6.237	City of Republic	\$ 25,000,000
6.237	Lincoln County	\$ 30,000,000
6.237	City of Marshall	\$ 3,913,168
		<u>\$ 63,913,168</u>

If the project is not completed and there are remaining general revenue funds at the end of FY 2024, the remaining appropriation will be requested in FY 2025.

CORE DECISION ITEM

Department of Natural Resources

Budget Unit 79421C

Division of Environmental Quality

Financial Assistance Center GR Water Projects

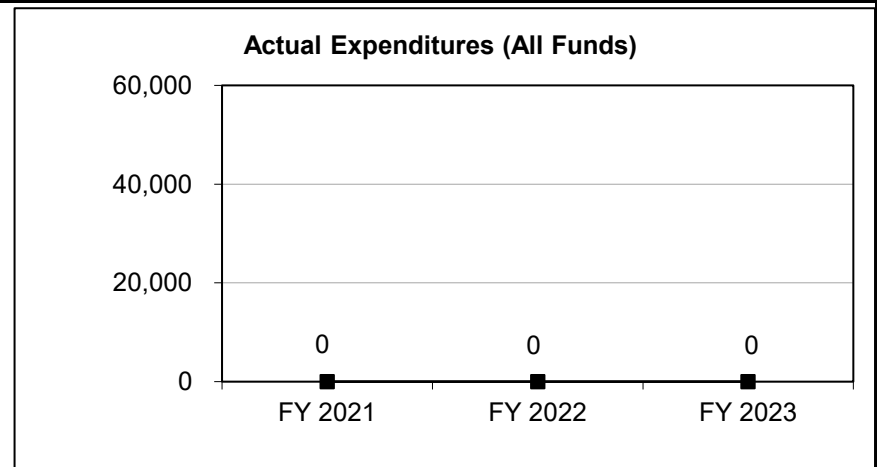
HB Section 06.237

3. PROGRAM LISTING (list programs included in this core funding)

Financial Assistance Center - GR Water Projects

4. FINANCIAL HISTORY

	FY 2021 Actual	FY 2022 Actual	FY 2023 Actual	FY 2024 Current Yr.
Appropriation (All Funds)	0	0	0	63,913,168
Less Reverted (All Funds)	0	0	0	0
Less Restricted (All Funds)	0	0	0	0
Budget Authority (All Funds)	0	0	0	63,913,168
Actual Expenditures (All Funds)	0	0	0	N/A
Unexpended (All Funds)	0	0	0	N/A
Unexpended, by Fund:				
General Revenue	0	0	0	N/A
Federal	0	0	0	N/A
Other	0	0	0	N/A



Reverted includes the statutory three-percent reserve amount (when applicable).

Restricted includes any Governor's Expenditure Restrictions which remained at the end of the fiscal year (when applicable).

NOTES:

The general assembly added one-time appropriation authority in FY 2024 for specific water projects funded with general revenue. The water projects are construction projects and may require more than one fiscal year to complete.

CORE RECONCILIATION DETAIL

DEPARTMENT OF NATURAL RESOURCES WATER PROJECTS

5. CORE RECONCILIATION DETAIL

				Budget Class	FTE	GR	Federal	Other	Total	Explanation
TAFP AFTER VETOES				PD	0.00	63,913,168	0	0	63,913,168	
Total					0.00	63,913,168	0	0	63,913,168	
DEPARTMENT CORE ADJUSTMENTS										
1x Expenditures	1035	4551	PD	0.00	(25,000,000)		0	0	(25,000,000)	GR projects were appropriated as 1x.
1x Expenditures	1035	4558	PD	0.00	(30,000,000)		0	0	(30,000,000)	GR projects were appropriated as 1x.
1x Expenditures	1035	4560	PD	0.00	(3,913,168)		0	0	(3,913,168)	GR projects were appropriated as 1x.
1x Expenditures	1035	4534	PD	0.00	(5,000,000)		0	0	(5,000,000)	GR projects were appropriated as 1x.
NET DEPARTMENT CHANGES					0.00	(63,913,168)	0	0	(63,913,168)	
DEPARTMENT CORE REQUEST										
				PD	0.00	0	0	0	0	
Total					0.00	0	0	0	0	
GOVERNOR'S RECOMMENDED CORE										
				PD	0.00	0	0	0	0	
Total					0.00	0	0	0	0	

Department of Natural Resources

DECISION ITEM SUMMARY

Budget Unit								
Decision Item	FY 2023	FY 2023	FY 2024	FY 2024	FY 2025	FY 2025	*****	*****
Budget Object Summary	ACTUAL	ACTUAL	BUDGET	BUDGET	DEPT REQ	DEPT REQ	SECURED	SECURED
Fund	DOLLAR	FTE	DOLLAR	FTE	DOLLAR	FTE	COLUMN	COLUMN
WATER PROJECTS								
CORE								
PROGRAM-SPECIFIC								
GENERAL REVENUE	0	0.00	63,913,168	0.00	0	0.00	0	0.00
TOTAL - PD	0	0.00	63,913,168	0.00	0	0.00	0	0.00
TOTAL	0	0.00	63,913,168	0.00	0	0.00	0	0.00
Water Inf Project Admin - 1780011								
PROGRAM-SPECIFIC								
GENERAL REVENUE	0	0.00	0	0.00	63,913,168	0.00	0	0.00
TOTAL - PD	0	0.00	0	0.00	63,913,168	0.00	0	0.00
TOTAL	0	0.00	0	0.00	63,913,168	0.00	0	0.00
GRAND TOTAL	\$0	0.00	\$63,913,168	0.00	\$63,913,168	0.00	\$0	0.00

Department of Natural Resources

DECISION ITEM DETAIL

Budget Unit	FY 2023	FY 2023	FY 2024	FY 2024	FY 2025	FY 2025	*****	*****
Decision Item	ACTUAL	ACTUAL	BUDGET	BUDGET	DEPT REQ	DEPT REQ	SECURED	SECURED
Budget Object Class	DOLLAR	FTE	DOLLAR	FTE	DOLLAR	FTE	COLUMN	COLUMN
WATER PROJECTS								
CORE								
PROGRAM DISTRIBUTIONS	0	0.00	63,913,168	0.00	0	0.00	0	0.00
TOTAL - PD	0	0.00	63,913,168	0.00	0	0.00	0	0.00
GRAND TOTAL	\$0	0.00	\$63,913,168	0.00	\$0	0.00	\$0	0.00
GENERAL REVENUE	\$0	0.00	\$63,913,168	0.00	\$0	0.00		0.00
FEDERAL FUNDS	\$0	0.00	\$0	0.00	\$0	0.00		0.00
OTHER FUNDS	\$0	0.00	\$0	0.00	\$0	0.00		0.00

CORE DECISION ITEM

Department of Natural Resources
Division of Environmental Quality
Financial Assistance Center GR Wastewater Projects

Budget Unit 79422C

HB Section 06.238

1. CORE FINANCIAL SUMMARY

FY 2025 Budget Request				
	GR	Federal	Other	Total
PS	0	0	0	0
EE	0	0	0	0
PSD	0	0	0	0
Total	0	0	0	0
FTE	0.00	0.00	0.00	0.00

Est. Fringe	0	0	0	0
--------------------	---	---	---	---

Note: Fringes budgeted in House Bill 5 except for certain fringes budgeted

FY 2025 Governor's Recommendation				
	GR	Fed	Other	Total
PS	0	0	0	0
EE	0	0	0	0
PSD	0	0	0	0
Total	0	0	0	0
FTE	0.00	0.00	0.00	0.00

Est. Fringe	0	0	0	0
--------------------	---	---	---	---

Note: Fringes budgeted in House Bill 5 except for certain fringes

Other Funds: Not applicable

Core Reduction: The FY 2025 Budget Request includes a core reduction of \$18,515,000 one-time GR authority from the FY 2024 budget.

NOTE: the department has submitted a corresponding NDI requesting remaining funds of \$18.5 million so these multi-year projects can be completed with appropriated funding as requested by the General Assembly.

2. CORE DESCRIPTION

The Missouri General Assembly appropriated approximately \$18.5 million in HB 6, Section 6.238 for specific construction projects as listed below:

HB	Section Name	Total Appropriation
6.238	City of Strafford	\$6,000,000
6.238	City of Ellington	\$5,000,000
6.238	City of Silex	\$15,000
6.238	City of Marshfield	\$5,000,000
6.238	Bridge at Fellows Lake	\$2,500,000
		<u>\$18,515,000</u>

If the project is not completed and there are remaining general revenue funds at the end of FY 2024, the remaining appropriation will be requested in FY 2025.

CORE DECISION ITEM

Department of Natural Resources

Budget Unit 79422C

Division of Environmental Quality

Financial Assistance Center GR Wastewater Projects

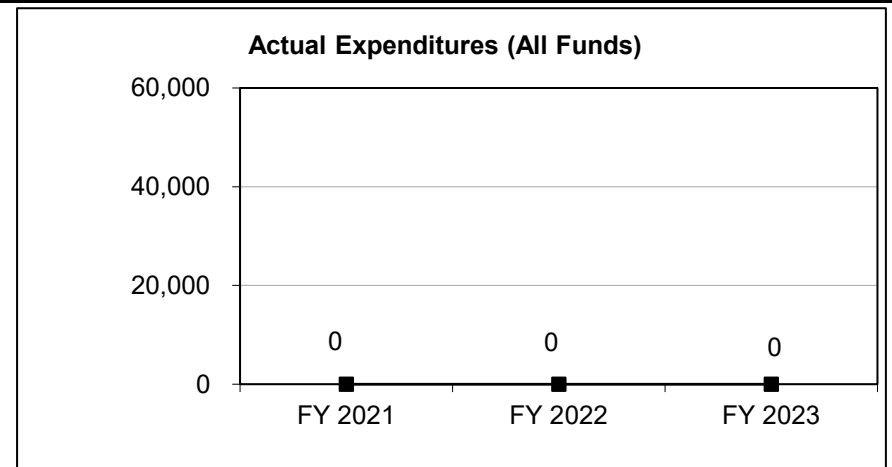
HB Section 06.238

3. PROGRAM LISTING (list programs included in this core funding)

Financial Assistance Center - GR Water Projects

4. FINANCIAL HISTORY

	FY 2021 Actual	FY 2022 Actual	FY 2023 Actual	FY 2024 Current Yr.
Appropriation (All Funds)	0	0	0	18,515,000
Less Reverted (All Funds)	0	0	0	0
Less Restricted (All Funds)	0	0	0	0
Budget Authority (All Funds)	0	0	0	18,515,000
Actual Expenditures (All Funds)	0	0	0	N/A
Unexpended (All Funds)	0	0	0	N/A
Unexpended, by Fund:				
General Revenue	0	0	0	N/A
Federal	0	0	0	N/A
Other	0	0	0	N/A



Reverted includes the statutory three-percent reserve amount (when applicable).

Restricted includes any Governor's Expenditure Restrictions which remained at the end of the fiscal year (when applicable).

NOTES:

The general assembly added one-time appropriation authority in FY 2024 for specific water projects funded with general revenue. The wastewater projects are construction projects and may require more than one fiscal year to complete.

CORE RECONCILIATION DETAIL

DEPARTMENT OF NATURAL RESOURCES WASTEWATER PROJECTS

5. CORE RECONCILIATION DETAIL

			Budget Class	FTE	GR	Federal	Other	Total	Explanation
TAFP AFTER VETOES									
			PD	0.00	18,515,000	0	0	18,515,000	
			Total	0.00	18,515,000	0	0	18,515,000	
DEPARTMENT CORE ADJUSTMENTS									
1x Expenditures	1036 4577		PD	0.00	(5,000,000)	0	0	(5,000,000)	GR projects were appropriated as 1x.
1x Expenditures	1036 4581		PD	0.00	(15,000)	0	0	(15,000)	GR projects were appropriated as 1x.
1x Expenditures	1036 4582		PD	0.00	(5,000,000)	0	0	(5,000,000)	GR projects were appropriated as 1x.
1x Expenditures	1036 4585		PD	0.00	(2,500,000)	0	0	(2,500,000)	GR projects were appropriated as 1x.
1x Expenditures	1036 4571		PD	0.00	(6,000,000)	0	0	(6,000,000)	GR projects were appropriated as 1x.
NET DEPARTMENT CHANGES				0.00	(18,515,000)	0	0	(18,515,000)	
DEPARTMENT CORE REQUEST									
			PD	0.00	0	0	0	0	
			Total	0.00	0	0	0	0	
GOVERNOR'S RECOMMENDED CORE									
			PD	0.00	0	0	0	0	
			Total	0.00	0	0	0	0	

Department of Natural Resources

DECISION ITEM SUMMARY

Budget Unit								
Decision Item	FY 2023	FY 2023	FY 2024	FY 2024	FY 2025	FY 2025	*****	*****
Budget Object Summary	ACTUAL	ACTUAL	BUDGET	BUDGET	DEPT REQ	DEPT REQ	SECURED	SECURED
Fund	DOLLAR	FTE	DOLLAR	FTE	DOLLAR	FTE	COLUMN	COLUMN
WASTEWATER PROJECTS								
CORE								
PROGRAM-SPECIFIC								
GENERAL REVENUE	0	0.00	18,515,000	0.00	0	0.00	0	0.00
TOTAL - PD	0	0.00	18,515,000	0.00	0	0.00	0	0.00
TOTAL	0	0.00	18,515,000	0.00	0	0.00	0	0.00
Water Inf Project Admin - 1780011								
PROGRAM-SPECIFIC								
GENERAL REVENUE	0	0.00	0	0.00	18,515,000	0.00	0	0.00
TOTAL - PD	0	0.00	0	0.00	18,515,000	0.00	0	0.00
TOTAL	0	0.00	0	0.00	18,515,000	0.00	0	0.00
GRAND TOTAL	\$0	0.00	\$18,515,000	0.00	\$18,515,000	0.00	\$0	0.00

Department of Natural Resources

DECISION ITEM DETAIL

Budget Unit	FY 2023	FY 2023	FY 2024	FY 2024	FY 2025	FY 2025	*****	*****
Decision Item	ACTUAL	ACTUAL	BUDGET	BUDGET	DEPT REQ	DEPT REQ	SECURED	SECURED
Budget Object Class	DOLLAR	FTE	DOLLAR	FTE	DOLLAR	FTE	COLUMN	COLUMN
WASTEWATER PROJECTS								
CORE								
PROGRAM DISTRIBUTIONS	0	0.00	18,515,000	0.00	0	0.00	0	0.00
TOTAL - PD	0	0.00	18,515,000	0.00	0	0.00	0	0.00
GRAND TOTAL	\$0	0.00	\$18,515,000	0.00	\$0	0.00	\$0	0.00
GENERAL REVENUE	\$0	0.00	\$18,515,000	0.00	\$0	0.00		0.00
FEDERAL FUNDS	\$0	0.00	\$0	0.00	\$0	0.00		0.00
OTHER FUNDS	\$0	0.00	\$0	0.00	\$0	0.00		0.00

PROGRAM DESCRIPTION

Department of Natural Resources			HB Section(s): <u>6.237 & 6.238</u>		
DEQ - Financial Assistance Center					
Program is found in the following core budget(s): Water Infrastructure Project PSD					
1a. What strategic priority does this program address?					
The Missouri General Assembly appropriated approximately \$63.9 million in HB 6, Section 6.237 and approximately \$18.5 million in HB 6, Section 6.238.					
HB	Section Name	Total Appropriation	HB	Section Name	Total Appropriation
6.237	Mississippi Levee	\$ 5,000,000	6.238	City of Strafford	\$ 6,000,000
6.237	City of Republic	\$25,000,000	6.238	City of Ellington	\$ 5,000,000
6.237	Lincoln County	\$30,000,000	6.238	City of Silex	\$ 15,000
6.237	City of Marshall	\$ 3,913,168	6.238	City of Marshfield	\$ 5,000,000
		<u>\$63,913,168</u>	6.238	Bridge at Fellows Lake	<u>\$ 2,500,000</u>
					<u>\$18,515,000</u>
If the project is not completed and there are remaining general revenue funds at the end of FY 2024, the remaining appropriation will be requested in FY 2025.					
1b. What does this program do?					
These projects were appropriated for a specific purpose as authorized under the provisions of House Bill 6.237 (approximately \$63.9 million) and House Bill 6.238 (approximately \$18.5 million), an Act of the 102nd General Assembly, First Regular Session.					
2a. Provide an activity measure(s) for the program.					
Completion of these one-time projects and disbursement by June 30, 2024. The department plans to request remaining funds in the following fiscal year until the projects are completed or the funds are fully dispersed to these communities/entities.					
2b. Provide a measure(s) of the program's quality.					
Each funded project represents a critical improvement that helps ensure Missouri citizens maintain a continued safe supply of drinking water, and public health and the environment are protected from water pollution.					

PROGRAM DESCRIPTION

Department of Natural Resources DEQ - Financial Assistance Center Program is found in the following core budget(s): Water Infrastructure Project PSD	HB Section(s): <u>6.237 & 6.238</u>																									
<p>2c. Provide a measure(s) of the program's impact (continued).</p> <p>Program impact for pass through funding will be measured by the number of people served by projects. Based on similar infrastructure funding programs, the Department estimates that 54,089 people will be served by every \$10 million spent.</p> <p>Every dollar spent will generate construction jobs throughout Missouri. According to the Water Environment Federation, 16.5 jobs are created for every million dollars in spending through a similar program, the State Revolving Fund Program.</p> <p>2d. Provide a measure(s) of the program's efficiency.</p> <p>Program efficiency for pass through funding is pace of grant awards and pace of disbursements.</p>																										
<p>3. Provide actual expenditures for the prior three fiscal years and planned expenditures for the current fiscal year. (Note: Amounts do not include fringe benefit costs.)</p> <div style="border: 1px solid black; padding: 10px; margin-top: 10px;"> <p style="text-align: center;">Program Expenditure History</p> <table border="1" style="width: 100%; border-collapse: collapse; margin-top: 10px;"> <thead> <tr> <th>Fiscal Year</th> <th>GR</th> <th>FEDERAL</th> <th>OTHER</th> <th>TOTAL</th> </tr> </thead> <tbody> <tr> <td>FY 2021 Actual</td> <td>-</td> <td>-</td> <td>-</td> <td>-</td> </tr> <tr> <td>FY 2022 Actual</td> <td>-</td> <td>-</td> <td>-</td> <td>-</td> </tr> <tr> <td>FY 2023 Actual</td> <td>-</td> <td>-</td> <td>-</td> <td>-</td> </tr> <tr> <td>FY 2024 Planned</td> <td>-</td> <td>-</td> <td>-</td> <td>82,428,168</td> </tr> </tbody> </table> </div> <p style="margin-top: 10px;">FY 2024 Planned is shown at full appropriation.</p>		Fiscal Year	GR	FEDERAL	OTHER	TOTAL	FY 2021 Actual	-	-	-	-	FY 2022 Actual	-	-	-	-	FY 2023 Actual	-	-	-	-	FY 2024 Planned	-	-	-	82,428,168
Fiscal Year	GR	FEDERAL	OTHER	TOTAL																						
FY 2021 Actual	-	-	-	-																						
FY 2022 Actual	-	-	-	-																						
FY 2023 Actual	-	-	-	-																						
FY 2024 Planned	-	-	-	82,428,168																						

PROGRAM DESCRIPTION

Department of Natural Resources	HB Section(s): <u>6.237 & 6.238</u>
DEQ - Financial Assistance Center	
Program is found in the following core budget(s): Water Infrastructure Project PSD	
<p>4. What are the sources of the "Other " funds? Not applicable</p> <p>5. What is the authorization for this program, i.e., federal or state statute, etc.? (Include the federal program number, if applicable.) HB 6, Section 6.237 and 6.238 (2023)</p> <p>6. Are there federal matching requirements? If yes, please explain. No</p> <p>7. Is this a federally mandated program? If yes, please explain. No</p>	

NEW DECISION ITEM									
<u>015</u>					OF <u>031</u>				
Department of Natural Resources					Budget Unit <u>78840C, 79421C, 79422C</u>				
Division of Environmental Quality									
HB 6.237 & 6.238 Water Inf Projects & Administration DI# 1780011					HB Section <u>6.225, 6.237, 6.238</u>				
1. AMOUNT OF REQUEST									
FY 2025 Budget Request					FY 2025 Governor's Recommendation				
	GR	Federal	Other	Total		GR	Federal	Other	Total
PS	86,652	0	0	86,652	PS	0	0	0	0
EE	12,852	0	0	12,852	EE	0	0	0	0
PSD	82,428,168	0	0	82,428,168	PSD	0	0	0	0
TRF	0	0	0	0	TRF	0	0	0	0
Total	82,527,672	0	0	82,527,672	Total	0	0	0	0
FTE	0.00	0.00	0.00	0.00	FTE	0.00	0.00	0.00	0.00
Est. Fringe	52,182	0	0	52,182	Est. Fringe	0	0	0	0
Note: Fringes budgeted in House Bill 5 except for certain fringes budgeted directly to MoDOT, Highway Patrol, and Conservation.					Note: Fringes budgeted in House Bill 5 except for certain fringes budgeted directly to MoDOT, Highway Patrol, and Conservation.				
Other Funds: Not applicable									
Non-Counts: Not applicable									
2. THIS REQUEST CAN BE CATEGORIZED AS:									
New Legislation		X	New Program		Fund Switch				
Federal Mandate			Program Expansion		X		Cost to Continue		
GR Pick-Up			Space Request				Equipment Replacement		
Pay Plan			Other:						

NEW DECISION ITEM

015

OF

031

Department of Natural Resources

Budget Unit 78840C, 79421C, 79422C

Division of Environmental Quality

HB 6.237 & 6.238 Water Inf Projects & Administration DI# 1780011

HB Section 6.225, 6.237, 6.238

3. WHY IS THIS FUNDING NEEDED? PROVIDE AN EXPLANATION FOR ITEMS CHECKED IN #2. INCLUDE THE FEDERAL OR STATE STATUTORY OR CONSTITUTIONAL AUTHORIZATION FOR THIS PROGRAM.

In FY 2024, the Missouri General Assembly appropriated \$108.6 million General Revenue (GR) and Budget Stabilization Fund (BSF) toward twelve projects related to drinking water, wastewater, stormwater, levee, bridge, nursing facility sewer improvements, and greenway development capital infrastructure projects across the State.

The Financial Assistance Center is requesting 'reappropriation' of the \$82.4 million HB 6 project authority (these were identified as one-times in the FY 2024 budget), as well as administrative funding to manage the projects in HBs 6, 19, and 20 (non-ARPA) as identified below.

This request will:

Provide authority to continue funding these one-time legislatively-approved projects, as well as new operating (PS/EE) authority to temporarily fund existing positions (FTE) in the Division of Environmental Quality's Financial Assistance Center (FAC), who is responsible for establishing, operating, and administering the appropriated projects as grant programs. The primary responsibility of the FAC is to administer the federal Clean Water and Drinking Water State Revolving Fund (SRF) programs, which are funded by Environmental Protection Agency SRF capitalization grants. Allowable uses of the SRF capitalization grants are to fund administration and oversight activities of SRF funded projects, therefore FAC does not have funding available to administer these GR and BSF projects.

This request will provide the department the resources to provide guidance, develop, and manage these grant programs until project funding has been fully expended.

HB	Section Name	Total Appropriation
6.237	Mississippi Levee	\$ 5,000,000
6.237	City of Republic	\$ 25,000,000
6.237	City of Lincoln	\$ 30,000,000
6.237	City of Marshall	\$ 3,913,168
		\$ 63,913,168 GR

HB	Section Name	Total Appropriation
6.238	City of Strafford	\$ 6,000,000
6.238	City of Ellington	\$ 5,000,000
6.238	City of Silex	\$ 15,000
6.238	City of Marshfield	\$ 5,000,000
6.238	Bridge at Fellows Lake	\$ 2,500,000
		\$ 18,515,000 GR
Total HB 6 projects		\$ 82,428,168 GR

HB	Section Name	Total Appropriation
19.393	Great Rivers Greenway Dev	\$ 15,000,000 GR

HB	Section Name	Total Appropriation
20.336	Shelby County Nursing Home	\$ 1,200,000 GR
20.648	City of California	\$ 10,000,000 BSF
		\$ 11,200,000 GR/BSF

HB 6, HB 19, HB 20 projects **\$ 108,628,168 GR/BSF**

NEW DECISION ITEM <div style="display: flex; justify-content: space-around; align-items: center;"> <div style="text-align: center;"> <u>015</u> </div> <div style="text-align: center;"> OF </div> <div style="text-align: center;"> <u>031</u> </div> </div>									
Department of Natural Resources				Budget Unit <u>78840C, 79421C, 79422C</u>					
Division of Environmental Quality									
HB 6.237 & 6.238 Water Inf Projects & Administration DI# 1780011				HB Section <u>6.225, 6.237, 6.238</u>					
4. DESCRIBE THE DETAILED ASSUMPTIONS USED TO DERIVE THE SPECIFIC REQUESTED AMOUNT. (How did you determine that the requested number of FTE were appropriate? From what source or standard did you derive the requested levels of funding? Were alternatives such as outsourcing or automation considered? If based on new legislation, does request tie to TAFP fiscal note? If not, explain why. Detail which portions of the request are one-times and how those amounts were calculated.)									
<p>The Missouri General Assembly appropriated \$108.6 million toward twelve projects related to drinking water, wastewater, stormwater, levee, bridge, nursing facility sewer improvements, and greenway development capital infrastructure projects across the State. The department has significant experience managing infrastructure projects such as these and the average project manager manages ten projects simultaneously. Therefore, it was determined that one FTE could successfully manage the projects and an accountant will spend 50 percent of their time reviewing invoices and disbursing the funds. Outsourcing was not considered a viable alternative because the department is responsible for permitting such projects and is experienced in properly managing water infrastructure projects.</p>									
5. BREAK DOWN THE REQUEST BY BUDGET OBJECT CLASS, JOB CLASS, AND FUND SOURCE. IDENTIFY ONE-TIME COSTS.									
Budget Object Class/Job Class	Dept Req GR DOLLARS	Dept Req GR FTE	Dept Req FED DOLLARS	Dept Req FED FTE	Dept Req OTHER DOLLARS	Dept Req OTHER FTE	Dept Req TOTAL DOLLARS	Dept Req TOTAL FTE	Dept Req One-Time DOLLARS
10EP20 / Environmental Program Analyst	57,768						57,768	0.0	
11AC50 / Accountant	28,884						28,884	0.0	
Total PS (78840C)	86,652	0.0	0	0.0	0	0.0	86,652	0.0	0
140-Travel, In-State	2,584						2,584		
160-Travel, Out-of-State	478						478		
190-Supplies	818						818		
320-Professional Development	1,122						1,122		
340-Communication Servs & Supplies	1,086						1,086		
430-M&R Services	636						636		
480-Computer Equipment	5,902						5,902		4,136
740-Miscellaneous Expenses	226						226		
Total EE (78840C)	12,852		0		0		12,852		4,136
Program Distributions	82,428,168				0		82,428,168		82,428,168
Total PSD (79421C, 79422C)	82,428,168		0		0		82,428,168		82,428,168
Transfers									
Total TRF	0		0		0		0		0
Grand Total	82,527,672	0.0	0	0.0	0	0.0	82,527,672	0.0	82,432,304

NEW DECISION ITEM									
<u>015</u> OF <u>031</u>									
Department of Natural Resources				Budget Unit <u>78840C, 79421C, 79422C</u>					
Division of Environmental Quality									
HB 6.237 & 6.238 Water Inf Projects & Administration DI# 1780011				HB Section <u>6.225, 6.237, 6.238</u>					
Budget Object Class/Job Class	Gov Rec GR DOLLARS	Gov Rec GR FTE	Gov Rec FED DOLLARS	Gov Rec FED FTE	Gov Rec OTHER DOLLARS	Gov Rec OTHER FTE	Gov Rec TOTAL DOLLARS	Gov Rec TOTAL FTE	Gov Rec One-Time DOLLARS
							0		
							0	0.0	
Total PS	<u>0</u>	<u>0.0</u>	<u>0</u>	<u>0.0</u>	<u>0</u>	<u>0.0</u>	<u>0</u>	<u>0.0</u>	<u>0</u>
							0		
							0		
							0		
Total EE	<u>0</u>		<u>0</u>		<u>0</u>		<u>0</u>		<u>0</u>
Program Distributions							0		
Total PSD	<u>0</u>		<u>0</u>		<u>0</u>		<u>0</u>		<u>0</u>
Transfers									
Total TRF	<u>0</u>		<u>0</u>		<u>0</u>		<u>0</u>		<u>0</u>
Grand Total	<u>0</u>	<u>0.0</u>	<u>0</u>	<u>0.0</u>	<u>0</u>	<u>0.0</u>	<u>0</u>	<u>0.0</u>	<u>0</u>

NEW DECISION ITEM <div style="display: flex; justify-content: space-around; align-items: center;"> <div style="text-align: center;"> <u>015</u> </div> <div style="text-align: center;"> OF </div> <div style="text-align: center;"> <u>031</u> </div> </div>	
Department of Natural Resources	Budget Unit <u>78840C, 79421C, 79422C</u>
Division of Environmental Quality	
HB 6.237 & 6.238 Water Inf Projects & Administration DI# 1780011	HB Section <u>6.225, 6.237, 6.238</u>
6. PERFORMANCE MEASURES (If new decision item has an associated core, separately identify projected performance with & without additional funding.)	
<div style="margin-bottom: 10px;"> 6a. Provide an activity measure(s) for the program. Activity measures for the pass through funding will include the number of projects funded. </div> <div style="margin-bottom: 10px;"> 6b. Provide a measure(s) of the program's quality. Each funded project represents a critical improvement that helps ensure Missouri citizens maintain a continued safe supply of drinking water, and public health and the environment are protected from water pollution. </div> <div style="margin-bottom: 10px;"> 6c. Provide a measure(s) of the program's impact. <p>Program impact for pass through funding will be measured by the number of people served by projects. Based on similar infrastructure funding programs, the department estimates 54,089 people will be served by every \$10 million spent.</p> <p>Every dollar spent will generate construction jobs throughout Missouri. According to the Water Environment Federation, 16.5 jobs are created for every million dollars in spending through a similar program, the State Revolving Fund Program.</p> </div> <div> 6d. Provide a measure(s) of the program's efficiency. Program efficiency for pass through funding is pace of grant awards and pace of disbursements. </div>	
7. STRATEGIES TO ACHIEVE THE PERFORMANCE MEASUREMENT TARGETS:	
<p>Securing personal service funding and pass-through appropriation authority will ensure the state is able to take advantage of a unique opportunity to invest the allocations in drinking water, wastewater, levee, and bridge infrastructure projects that are difficult for communities to finance with existing resources.</p> <p>The department will provide proper oversight of team members with existing, experienced managers.</p>	

Department of Natural Resources

DECISION ITEM DETAIL

Budget Unit	FY 2023	FY 2023	FY 2024	FY 2024	FY 2025	FY 2025	*****	*****
Decision Item	ACTUAL	ACTUAL	BUDGET	BUDGET	DEPT REQ	DEPT REQ	SECURED	SECURED
Budget Object Class	DOLLAR	FTE	DOLLAR	FTE	DOLLAR	FTE	COLUMN	COLUMN
FINANCIAL ASST CENTER								
Water Inf Project Admin - 1780011								
ENVIRONMENTAL PROGRAM ANALYST	0	0.00	0	0.00	57,768	0.00	0	0.00
ACCOUNTANT	0	0.00	0	0.00	28,884	0.00	0	0.00
TOTAL - PS	0	0.00	0	0.00	86,652	0.00	0	0.00
TRAVEL, IN-STATE	0	0.00	0	0.00	2,584	0.00	0	0.00
TRAVEL, OUT-OF-STATE	0	0.00	0	0.00	478	0.00	0	0.00
SUPPLIES	0	0.00	0	0.00	818	0.00	0	0.00
PROFESSIONAL DEVELOPMENT	0	0.00	0	0.00	1,122	0.00	0	0.00
COMMUNICATION SERV & SUPP	0	0.00	0	0.00	1,086	0.00	0	0.00
M&R SERVICES	0	0.00	0	0.00	636	0.00	0	0.00
COMPUTER EQUIPMENT	0	0.00	0	0.00	5,902	0.00	0	0.00
MISCELLANEOUS EXPENSES	0	0.00	0	0.00	226	0.00	0	0.00
TOTAL - EE	0	0.00	0	0.00	12,852	0.00	0	0.00
GRAND TOTAL	\$0	0.00	\$0	0.00	\$99,504	0.00	\$0	0.00
GENERAL REVENUE	\$0	0.00	\$0	0.00	\$99,504	0.00		0.00
FEDERAL FUNDS	\$0	0.00	\$0	0.00	\$0	0.00		0.00
OTHER FUNDS	\$0	0.00	\$0	0.00	\$0	0.00		0.00

Department of Natural Resources

DECISION ITEM DETAIL

Budget Unit	FY 2023	FY 2023	FY 2024	FY 2024	FY 2025	FY 2025	*****	*****
Decision Item	ACTUAL	ACTUAL	BUDGET	BUDGET	DEPT REQ	DEPT REQ	SECURED	SECURED
Budget Object Class	DOLLAR	FTE	DOLLAR	FTE	DOLLAR	FTE	COLUMN	COLUMN
WATER PROJECTS								
Water Inf Project Admin - 1780011								
PROGRAM DISTRIBUTIONS	0	0.00	0	0.00	63,913,168	0.00	0	0.00
TOTAL - PD	0	0.00	0	0.00	63,913,168	0.00	0	0.00
GRAND TOTAL	\$0	0.00	\$0	0.00	\$63,913,168	0.00	\$0	0.00
GENERAL REVENUE	\$0	0.00	\$0	0.00	\$63,913,168	0.00		0.00
FEDERAL FUNDS	\$0	0.00	\$0	0.00	\$0	0.00		0.00
OTHER FUNDS	\$0	0.00	\$0	0.00	\$0	0.00		0.00

Department of Natural Resources

DECISION ITEM DETAIL

Budget Unit	FY 2023	FY 2023	FY 2024	FY 2024	FY 2025	FY 2025	*****	*****
Decision Item	ACTUAL	ACTUAL	BUDGET	BUDGET	DEPT REQ	DEPT REQ	SECURED	SECURED
Budget Object Class	DOLLAR	FTE	DOLLAR	FTE	DOLLAR	FTE	COLUMN	COLUMN
WASTEWATER PROJECTS								
Water Inf Project Admin - 1780011								
PROGRAM DISTRIBUTIONS	0	0.00	0	0.00	18,515,000	0.00	0	0.00
TOTAL - PD	0	0.00	0	0.00	18,515,000	0.00	0	0.00
GRAND TOTAL	\$0	0.00	\$0	0.00	\$18,515,000	0.00	\$0	0.00
GENERAL REVENUE	\$0	0.00	\$0	0.00	\$18,515,000	0.00		0.00
FEDERAL FUNDS	\$0	0.00	\$0	0.00	\$0	0.00		0.00
OTHER FUNDS	\$0	0.00	\$0	0.00	\$0	0.00		0.00

CORE DECISION ITEM

Department of Natural Resources
Division of Environmental Quality
Water Protection Program Operations Core

Budget Unit 78847C
HB Section 6.225

1. CORE FINANCIAL SUMMARY

	FY 2025 Budget Request			
	GR	Federal	Other	Total
PS	1,236,666	2,924,321	3,396,629	7,557,616
EE	166,506	984,267	1,378,010	2,528,783
PSD	0	0	5,000	5,000
Total	1,403,172	3,908,588	4,779,639	10,091,399
FTE	9.00	53.75	65.20	127.95

Est. Fringe	754,737	1,784,713	2,072,963	4,612,413
--------------------	---------	-----------	-----------	-----------

Note: Fringes budgeted in House Bill 5 except for certain fringes budgeted directly to MoDOT, Highway Patrol, and Conservation.

	FY 2025 Governor's Recommendation			
	GR	Fed	Other	Total
PS	0	0	0	0
EE	0	0	0	0
PSD	0	0	0	0
Total	0	0	0	0
FTE	0.00	0.00	0.00	0.00

Est. Fringe	0	0	0	0
--------------------	---	---	---	---

Note: Fringes budgeted in House Bill 5 except for certain fringes budgeted directly to MoDOT, Highway Patrol, and Conservation.

Other Funds: Natural Resources Protection Fund - Water Pollution Permit Fee Subaccount (0568); Safe Drinking Water Fund (0679)

Core Reduction: The FY2025 Budget Request includes a core reduction of \$1,000 Expense and Equipment (Other Funds) and a 9.80 FTE reduction (Federal and Other funds) with a corresponding increase of 9.80 FTE new decision item (GR).

2. CORE DESCRIPTION

The Water Protection Program (WPP) works to protect surface water and groundwater, and promotes safe drinking water for all Missourians. To accomplish this goal, the program provides financial and technical assistance, issues permits, conducts compliance assistance, and classifies water bodies to protect their uses. Encompassed in WPP is the Nonpoint Source (NPS) Management Program which provides federal Clean Water Act Section 319 implementation grants to accomplish significant results in the control and mitigation of NPS pollution. The program's pass-through authority is located in a separate core decision item form.

CORE DECISION ITEM

Department of Natural Resources

Budget Unit 78847C

Division of Environmental Quality

Water Protection Program Operations Core

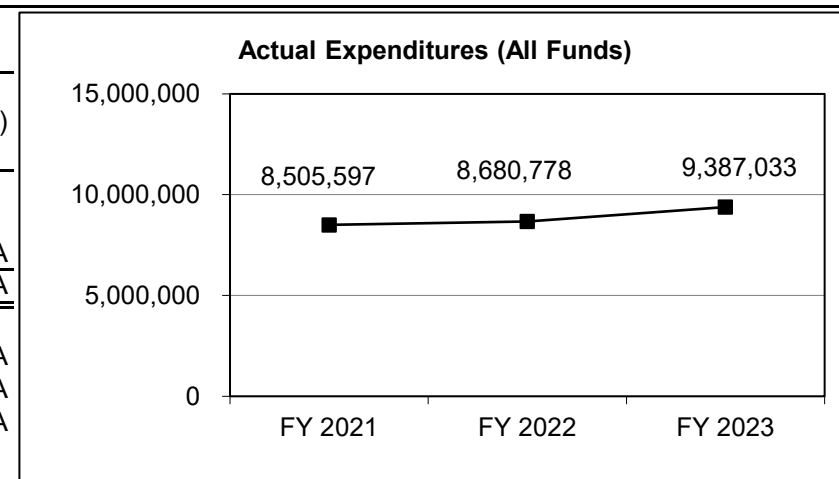
HB Section 6.225

3. PROGRAM LISTING (list programs included in this core funding)

Water Protection Program

4. FINANCIAL HISTORY

	FY 2021 Actual	FY 2022 Actual	FY 2023 Actual	FY 2024 Current Yr.
Appropriation (All Funds)	10,731,326	10,748,580	11,699,565	10,092,399
Less Reverted (All Funds)	(17,737)	(17,865)	(23,961)	(42,095)
Less Restricted (All Funds)	0	0	0	0
Budget Authority (All Funds)	10,713,589	10,730,715	11,675,604	10,050,304
Actual Expenditures (All Funds)	8,505,597	8,680,778	9,387,033	N/A
Unexpended (All Funds)	2,207,992	2,049,937	2,288,571	N/A
Unexpended, by Fund:				
General Revenue	24,855	4,373	1	N/A
Federal	514,225	831,688	870,178	N/A
Other	1,668,912	1,213,876	1,418,392	N/A
	(1)	(1)	(1)	



Reverted includes the statutory three-percent reserve amount (when applicable).

Restricted includes any Governor's Expenditure Restrictions which remained at the end of the fiscal year (when applicable).

NOTES:

(1) Fiscal uncertainties and hiring limitations have resulted in lower expenditures. The program manages expenditures to stay within available revenues. In addition, federal expense and equipment appropriations have been maintained to allow for new federal funding that may become available.

In March 2022, the Water Protection Program's Financial Assistance Center was realigned and shifted from the Water Protection Program to a new program under the Division of Environmental, and the Non-Point Source Unit was realigned and shifted from the Soil and Water Conservation Program to the Water Protection Program. Prior year actual (FY 2021 – FY 2023) year data for Financial Assistance Center is included in the Water Protection Program Operations Core form. Prior year actual (FY 2021 - FY 2023) year data for the 319 Unit is included in Soil and Water Conservation Program Operations. These changes are reflected in the FY 2024 budget request as this was the first opportunity to adjust the budget.

CORE RECONCILIATION DETAIL

DEPARTMENT OF NATURAL RESOURCES WATER PROTECTION PROGRAM

5. CORE RECONCILIATION DETAIL

		Budget Class	FTE	GR	Federal	Other	Total	Explanation
TAFP AFTER VETOES								
		PS	137.75	1,236,666	2,924,321	3,396,629	7,557,616	
		EE	0.00	166,506	984,267	1,379,010	2,529,783	
		PD	0.00	0	0	5,000	5,000	
		Total	137.75	1,403,172	3,908,588	4,780,639	10,092,399	
DEPARTMENT CORE ADJUSTMENTS								
Core Reduction	1039 7178	EE	0.00	0	0	(1,000)	(1,000)	Voluntary core reductions will more closely align the budget with planned spending.
Core Reduction	1042 7173	PS	(4.00)	0	0	0	0	The FY 2025 Budget Request includes a 9.80 FTE reduction (Federal and Other funds) with a corresponding increase of 9.80 FTE new decision item (GR).
Core Reduction	1042 7175	PS	(0.80)	0	0	0	0	The FY 2025 Budget Request includes a 9.80 FTE reduction (Federal and Other funds) with a corresponding increase of 9.80 FTE new decision item (GR).
Core Reduction	1042 7174	PS	(5.00)	0	0	0	0	The FY 2025 Budget Request includes a 9.80 FTE reduction (Federal and Other funds) with a corresponding increase of 9.80 FTE new decision item (GR).
Core Reallocation	1037 8222	PS	(0.01)	0	0	(644)	(644)	Core reallocations will more closely align the budget with planned spending.

CORE RECONCILIATION DETAIL

**DEPARTMENT OF NATURAL RESOURCES
WATER PROTECTION PROGRAM**

5. CORE RECONCILIATION DETAIL

		Budget Class	FTE	GR	Federal	Other	Total	Explanation
DEPARTMENT CORE ADJUSTMENTS								
Core Reallocation	1037 8219	PS	(0.05)	0	0	(3,785)	(3,785)	Core reallocations will more closely align the budget with planned spending.
Core Reallocation	1037 8221	PS	(0.01)	0	0	(700)	(700)	Core reallocations will more closely align the budget with planned spending.
Core Reallocation	1037 8220	PS	(0.01)	0	0	(700)	(700)	Core reallocations will more closely align the budget with planned spending.
Core Reallocation	1037 7175	PS	(0.32)	0	0	0	0	Core reallocations will more closely align the budget with planned spending.
Core Reallocation	1037 7174	PS	0.40	0	0	5,829	5,829	Core reallocations will more closely align the budget with planned spending.
NET DEPARTMENT CHANGES			(9.80)	0	0	(1,000)	(1,000)	
DEPARTMENT CORE REQUEST								
		PS	127.95	1,236,666	2,924,321	3,396,629	7,557,616	
		EE	0.00	166,506	984,267	1,378,010	2,528,783	
		PD	0.00	0	0	5,000	5,000	
		Total	127.95	1,403,172	3,908,588	4,779,639	10,091,399	
GOVERNOR'S RECOMMENDED CORE								
		PS	127.95	1,236,666	2,924,321	3,396,629	7,557,616	
		EE	0.00	166,506	984,267	1,378,010	2,528,783	

CORE RECONCILIATION DETAIL

**DEPARTMENT OF NATURAL RESOURCES
WATER PROTECTION PROGRAM**

5. CORE RECONCILIATION DETAIL

	Budget Class	FTE	GR	Federal	Other	Total	Explanation
GOVERNOR'S RECOMMENDED CORE							
	PD	0.00	0	0	5,000	5,000	
	Total	127.95	1,403,172	3,908,588	4,779,639	10,091,399	

Department of Natural Resources

DECISION ITEM SUMMARY

Budget Unit								
Decision Item	FY 2023	FY 2023	FY 2024	FY 2024	FY 2025	FY 2025	*****	*****
Budget Object Summary	ACTUAL	ACTUAL	BUDGET	BUDGET	DEPT REQ	DEPT REQ	SECURED	SECURED
Fund	DOLLAR	FTE	DOLLAR	FTE	DOLLAR	FTE	COLUMN	COLUMN
WATER PROTECTION PROGRAM								
CORE								
PERSONAL SERVICES								
GENERAL REVENUE	613,231	11.36	1,236,666	9.00	1,236,666	9.00	0	0.00
DEPT NATURAL RESOURCES	2,565,171	49.27	2,924,321	57.75	2,924,321	53.75	0	0.00
NATURAL RESOURCES PROTECTION	1,711	0.02	3,785	0.05	0	0.00	0	0.00
NRP-WATER POLLUTION PERMIT FEE	2,646,044	50.17	2,734,545	54.74	2,740,374	50.14	0	0.00
SOLID WASTE MANAGEMENT	0	0.00	700	0.01	0	0.00	0	0.00
UNDERGROUND STOR TANK REG PROG	0	0.00	700	0.01	0	0.00	0	0.00
WATER & WASTEWATER LOAN FUND	1,017,849	18.29	0	0.00	0	0.00	0	0.00
HAZARDOUS WASTE FUND	214	0.00	644	0.01	0	0.00	0	0.00
SAFE DRINKING WATER FUND	635,265	12.62	656,255	16.18	656,255	15.06	0	0.00
TOTAL - PS	7,479,485	141.73	7,557,616	137.75	7,557,616	127.95	0	0.00
EXPENSE & EQUIPMENT								
GENERAL REVENUE	161,511	0.00	166,506	0.00	166,506	0.00	0	0.00
DEPT NATURAL RESOURCES	839,613	0.00	984,267	0.00	984,267	0.00	0	0.00
NATURAL RESOURCES PROTECTION	6	0.00	1,000	0.00	0	0.00	0	0.00
NRP-WATER POLLUTION PERMIT FEE	186,989	0.00	642,275	0.00	642,275	0.00	0	0.00
WATER & WASTEWATER LOAN FUND	196,843	0.00	0	0.00	0	0.00	0	0.00
SAFE DRINKING WATER FUND	522,586	0.00	735,735	0.00	735,735	0.00	0	0.00
TOTAL - EE	1,907,548	0.00	2,529,783	0.00	2,528,783	0.00	0	0.00
PROGRAM-SPECIFIC								
NRP-WATER POLLUTION PERMIT FEE	0	0.00	5,000	0.00	5,000	0.00	0	0.00
TOTAL - PD	0	0.00	5,000	0.00	5,000	0.00	0	0.00
TOTAL	9,387,033	141.73	10,092,399	137.75	10,091,399	127.95	0	0.00
Fertilizer Trans Permit Writer - 1780006								
PERSONAL SERVICES								
GENERAL REVENUE	0	0.00	0	0.00	57,768	1.00	0	0.00
TOTAL - PS	0	0.00	0	0.00	57,768	1.00	0	0.00
EXPENSE & EQUIPMENT								
GENERAL REVENUE	0	0.00	0	0.00	17,572	0.00	0	0.00
TOTAL - EE	0	0.00	0	0.00	17,572	0.00	0	0.00
TOTAL	0	0.00	0	0.00	75,340	1.00	0	0.00

9/22/23 14:52

im_disummary

Department of Natural Resources

DECISION ITEM SUMMARY

Budget Unit								
Decision Item	FY 2023	FY 2023	FY 2024	FY 2024	FY 2025	FY 2025	*****	*****
Budget Object Summary	ACTUAL	ACTUAL	BUDGET	BUDGET	DEPT REQ	DEPT REQ	SECURED	SECURED
Fund	DOLLAR	FTE	DOLLAR	FTE	DOLLAR	FTE	COLUMN	COLUMN
WATER PROTECTION PROGRAM								
Federal Drinking Wtr PFAS Rule - 1780016								
PERSONAL SERVICES								
SAFE DRINKING WATER FUND	0	0.00	0	0.00	57,768	1.00	0	0.00
TOTAL - PS	0	0.00	0	0.00	57,768	1.00	0	0.00
EXPENSE & EQUIPMENT								
SAFE DRINKING WATER FUND	0	0.00	0	0.00	20,420	0.00	0	0.00
TOTAL - EE	0	0.00	0	0.00	20,420	0.00	0	0.00
TOTAL	0	0.00	0	0.00	78,188	1.00	0	0.00
GR FTE Alignment - 1780027								
PERSONAL SERVICES								
GENERAL REVENUE	0	0.00	0	0.00	0	9.80	0	0.00
TOTAL - PS	0	0.00	0	0.00	0	9.80	0	0.00
TOTAL	0	0.00	0	0.00	0	9.80	0	0.00
GRAND TOTAL	\$9,387,033	141.73	\$10,092,399	137.75	\$10,244,927	139.75	\$0	0.00

9/22/23 14:52

im_disummary

Department of Natural Resources

DECISION ITEM DETAIL

Budget Unit	FY 2023	FY 2023	FY 2024	FY 2024	FY 2025	FY 2025	*****	*****
Decision Item	ACTUAL	ACTUAL	BUDGET	BUDGET	DEPT REQ	DEPT REQ	SECURED	SECURED
Budget Object Class	DOLLAR	FTE	DOLLAR	FTE	DOLLAR	FTE	COLUMN	COLUMN
WATER PROTECTION PROGRAM								
CORE								
DESIGNATED PRINCIPAL ASST DIV	82,360	0.95	0	0.00	0	0.00	0	0.00
STAFF DIRECTOR	15,133	0.16	99,129	1.00	0	0.00	0	0.00
LEGAL COUNSEL	58,989	0.76	49,552	0.50	61,926	0.83	0	0.00
CLERK	34,230	0.58	0	0.00	0	0.00	0	0.00
MISCELLANEOUS TECHNICAL	39,199	1.19	0	0.00	0	0.00	0	0.00
MISCELLANEOUS PROFESSIONAL	31,767	0.90	0	0.00	0	0.00	0	0.00
SPECIAL ASST PROFESSIONAL	78,656	0.96	86,556	1.00	90,887	1.00	0	0.00
PRINCIPAL ASST BOARD/COMMISSON	86,013	1.00	90,887	1.00	90,887	1.00	0	0.00
ADMIN SUPPORT ASSISTANT	328,913	9.72	396,076	11.00	391,194	11.00	0	0.00
LEAD ADMIN SUPPORT ASSISTANT	315,803	8.57	350,048	9.00	344,823	9.00	0	0.00
ADMIN SUPPORT PROFESSIONAL	126,505	2.92	137,196	3.00	137,197	3.00	0	0.00
ADMINISTRATIVE MANAGER	70,309	1.01	74,534	1.00	74,535	1.00	0	0.00
PROGRAM SPECIALIST	145,107	2.63	115,519	2.00	110,125	2.00	0	0.00
SENIOR PROGRAM SPECIALIST	51,734	0.95	0	0.00	0	0.00	0	0.00
PROGRAM COORDINATOR	53,666	0.95	58,698	1.00	59,350	1.00	0	0.00
ASSOC RESEARCH/DATA ANALYST	165,095	3.87	225,991	5.00	222,595	5.00	0	0.00
SENIOR RESEARCH/DATA ANALYST	61,134	1.00	64,809	1.00	64,809	1.00	0	0.00
RESEARCH DATA ANALYSIS SPV/MGR	61,135	0.99	64,808	1.00	64,809	1.00	0	0.00
SR PUBLIC RELATIONS SPECIALIST	42,052	0.88	31,965	0.74	55,020	1.09	0	0.00
PUBLIC RELATIONS COORDINATOR	4,070	0.07	2,214	0.04	4,383	0.07	0	0.00
ASSISTANT ENGINEER	256,472	4.72	0	0.00	0	0.00	0	0.00
ASSOCIATE ENGINEER	304,414	5.22	558,118	9.00	550,480	9.00	0	0.00
PROFESSIONAL ENGINEER	454,711	6.94	348,020	5.00	348,988	5.00	0	0.00
ENGINEER SUPERVISOR	332,021	4.45	238,062	3.00	228,978	3.00	0	0.00
ENGNG SURVEYING & FIELD AIDE	16,150	0.45	38,320	1.00	0	0.00	0	0.00
ENVIRONMENTAL PROGRAM ASST	688,911	16.34	0	0.00	0	0.00	0	0.00
ENVIRONMENTAL PROGRAM ANALYST	1,214,169	24.80	2,217,377	46.23	2,253,076	33.45	0	0.00
ENVIRONMENTAL PROGRAM SPEC	683,708	11.89	865,521	14.03	859,692	17.05	0	0.00
ENVIRONMENTAL PROGRAM SPV	724,561	11.82	910,215	13.70	913,017	14.00	0	0.00
ENVIRONMENTAL PROGRAM MANAGER	585,420	8.20	514,626	7.00	613,757	8.00	0	0.00
ACCOUNTS ASSISTANT	10,308	0.31	13,661	0.38	11,949	0.34	0	0.00
SENIOR ACCOUNTS ASSISTANT	6,373	0.15	5,714	0.13	5,139	0.12	0	0.00

Department of Natural Resources

DECISION ITEM DETAIL

Budget Unit	FY 2023	FY 2023	FY 2024	FY 2024	FY 2025	FY 2025	*****	*****
Decision Item	ACTUAL	ACTUAL	BUDGET	BUDGET	DEPT REQ	DEPT REQ	SECURED	SECURED
Budget Object Class	DOLLAR	FTE	DOLLAR	FTE	DOLLAR	FTE	COLUMN	COLUMN
WATER PROTECTION PROGRAM								
CORE								
ACCOUNTANT	224,060	4.44	0	0.00	0	0.00	0	0.00
INTERMEDIATE ACCOUNTANT	59,410	0.97	0	0.00	0	0.00	0	0.00
ACCOUNTANT SUPERVISOR	66,927	0.97	0	0.00	0	0.00	0	0.00
TOTAL - PS	7,479,485	141.73	7,557,616	137.75	7,557,616	127.95	0	0.00
TRAVEL, IN-STATE	57,981	0.00	78,549	0.00	71,049	0.00	0	0.00
TRAVEL, OUT-OF-STATE	53,536	0.00	42,056	0.00	56,306	0.00	0	0.00
SUPPLIES	91,276	0.00	140,267	0.00	137,766	0.00	0	0.00
PROFESSIONAL DEVELOPMENT	80,782	0.00	109,091	0.00	109,091	0.00	0	0.00
COMMUNICATION SERV & SUPP	36,319	0.00	43,272	0.00	46,213	0.00	0	0.00
PROFESSIONAL SERVICES	1,543,052	0.00	2,044,075	0.00	2,043,526	0.00	0	0.00
M&R SERVICES	8,952	0.00	19,064	0.00	18,564	0.00	0	0.00
COMPUTER EQUIPMENT	0	0.00	2,941	0.00	0	0.00	0	0.00
MOTORIZED EQUIPMENT	0	0.00	3	0.00	3	0.00	0	0.00
OFFICE EQUIPMENT	14,070	0.00	28,789	0.00	27,289	0.00	0	0.00
OTHER EQUIPMENT	18,121	0.00	9,542	0.00	7,792	0.00	0	0.00
PROPERTY & IMPROVEMENTS	0	0.00	629	0.00	629	0.00	0	0.00
BUILDING LEASE PAYMENTS	1,850	0.00	1,358	0.00	608	0.00	0	0.00
EQUIPMENT RENTALS & LEASES	14	0.00	2,603	0.00	2,603	0.00	0	0.00
MISCELLANEOUS EXPENSES	1,595	0.00	7,544	0.00	7,344	0.00	0	0.00
TOTAL - EE	1,907,548	0.00	2,529,783	0.00	2,528,783	0.00	0	0.00
REFUNDS	0	0.00	5,000	0.00	5,000	0.00	0	0.00
TOTAL - PD	0	0.00	5,000	0.00	5,000	0.00	0	0.00
GRAND TOTAL	\$9,387,033	141.73	\$10,092,399	137.75	\$10,091,399	127.95	\$0	0.00
GENERAL REVENUE	\$774,742	11.36	\$1,403,172	9.00	\$1,403,172	9.00		0.00
FEDERAL FUNDS	\$3,404,784	49.27	\$3,908,588	57.75	\$3,908,588	53.75		0.00
OTHER FUNDS	\$5,207,507	81.10	\$4,780,639	71.00	\$4,779,639	65.20		0.00

CORE DECISION ITEM

Department of Natural Resources
Division of Environmental Quality
Water Quality Studies PSD Core

Budget Unit 79405C

HB Section 6.240

1. CORE FINANCIAL SUMMARY

FY 2025 Budget Request				
	GR	Federal	Other	Total
PS	0	0	0	0
EE	0	2,669,747	2,719,853	5,389,600
PSD	0	14,827,713	1,179,999	16,007,712
Total	0	17,497,460	3,899,852	21,397,312
FTE	0.00	0.00	0.00	0.00

Est. Fringe	0	0	0	0
--------------------	---	---	---	---

Note: Fringes budgeted in House Bill 5 except for certain fringes budgeted

FY 2025 Governor's Recommendation				
	GR	Fed	Other	Total
PS	0	0	0	0
EE	0	0	0	0
PSD	0	0	0	0
Total	0	0	0	0
FTE	0.00	0.00	0.00	0.00

Est. Fringe	0	0	0	0
--------------------	---	---	---	---

Note: Fringes budgeted in House Bill 5 except for certain fringes

Other Funds: Natural Resources Protection Fund - Water Pollution Permit Fee Subaccount (0568); Safe Drinking Water Fund (0679)

The budget includes appropriation authority of \$9,000,000 to be used for encumbrance purposes only.

2. CORE DESCRIPTION

The Water Protection Program provides management and oversight of:

Public Drinking Water Sample Analysis - Provides funding for statutorily-required routine sampling for Missouri's community and non-community public water systems.

Water Quality Studies - Through this appropriation, the department provides funding to strategically monitor a portion of the state's waters that have designated uses. These data inform decisions on how to protect and improve water quality.

CORE DECISION ITEM

Department of Natural Resources
Division of Environmental Quality
Water Quality Studies PSD Core

Budget Unit 79405C

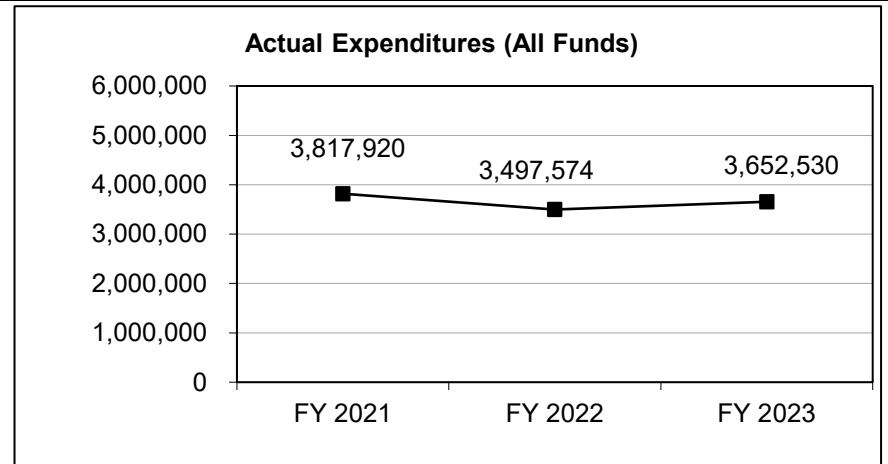
HB Section 6.240

3. PROGRAM LISTING (list programs included in this core funding)

Water Protection Program

4. FINANCIAL HISTORY

	FY 2021 Actual	FY 2022 Actual	FY 2023 Actual	FY 2024 Current Yr.
Appropriation (All Funds)	24,399,852	19,899,852	21,397,312	21,397,312
Less Reverted (All Funds)	0	0	0	0
Less Restricted (All Funds)	0	0	0	0
Budget Authority (All Funds)	24,399,852	19,899,852	21,397,312	21,397,312
Actual Expenditures (All Funds)	3,817,920	3,497,574	3,652,530	N/A
Unexpended (All Funds)	20,581,932	16,402,278	17,744,782	N/A
Unexpended, by Fund:				
General Revenue	0	0	0	N/A
Federal	16,552,337	13,579,828	15,143,777	N/A
Other	4,029,595	2,822,450	2,601,005	N/A
	(1)	(1)	(1)	



Reverted includes the statutory three-percent reserve amount (when applicable).

Restricted includes any Governor's Expenditure Restrictions which remained at the end of the fiscal year (when applicable).

NOTES:

(1) In many cases, pass-through appropriation has been provided for encumbrance and payment of our commitments which often span multiple fiscal years causing high unexpended balances. Beginning in FY 2014, appropriations were provided for encumbrance purposes separate from expenditures. Both types of appropriations are included in the data above, therefore high unexpended balances will continue to be reflected. The FY 2024 PSD (expenditure only) appropriations are: Water Quality Studies \$11,797,460 and Drinking Water Analysis \$599,852. The FY 2024 budget includes appropriation authority of \$9,000,000 to be used for encumbrance purposes only.

CORE RECONCILIATION DETAIL

**DEPARTMENT OF NATURAL RESOURCES
WATER QUALITY STUDIES**

5. CORE RECONCILIATION DETAIL

	Budget Class	FTE	GR	Federal	Other	Total	Explanation
TAFP AFTER VETOES							
	EE	0.00	0	2,669,747	2,719,853	5,389,600	
	PD	0.00	0	14,827,713	1,179,999	16,007,712	
	Total	0.00	0	17,497,460	3,899,852	21,397,312	
DEPARTMENT CORE REQUEST							
	EE	0.00	0	2,669,747	2,719,853	5,389,600	
	PD	0.00	0	14,827,713	1,179,999	16,007,712	
	Total	0.00	0	17,497,460	3,899,852	21,397,312	
GOVERNOR'S RECOMMENDED CORE							
	EE	0.00	0	2,669,747	2,719,853	5,389,600	
	PD	0.00	0	14,827,713	1,179,999	16,007,712	
	Total	0.00	0	17,497,460	3,899,852	21,397,312	

Department of Natural Resources

DECISION ITEM SUMMARY

Budget Unit								
Decision Item	FY 2023	FY 2023	FY 2024	FY 2024	FY 2025	FY 2025	*****	*****
Budget Object Summary	ACTUAL	ACTUAL	BUDGET	BUDGET	DEPT REQ	DEPT REQ	SECURED	SECURED
Fund	DOLLAR	FTE	DOLLAR	FTE	DOLLAR	FTE	COLUMN	COLUMN
WATER QUALITY STUDIES								
CORE								
EXPENSE & EQUIPMENT								
DEPT NATURAL RESOURCES	371,000	0.00	2,669,747	0.00	2,669,747	0.00	0	0.00
NRP-WATER POLLUTION PERMIT FEE	1,088,918	0.00	2,120,001	0.00	2,120,001	0.00	0	0.00
SAFE DRINKING WATER FUND	209,929	0.00	599,852	0.00	599,852	0.00	0	0.00
TOTAL - EE	1,669,847	0.00	5,389,600	0.00	5,389,600	0.00	0	0.00
PROGRAM-SPECIFIC								
DEPT NATURAL RESOURCES	1,982,683	0.00	14,827,713	0.00	14,827,713	0.00	0	0.00
NRP-WATER POLLUTION PERMIT FEE	0	0.00	1,179,999	0.00	1,179,999	0.00	0	0.00
TOTAL - PD	1,982,683	0.00	16,007,712	0.00	16,007,712	0.00	0	0.00
TOTAL	3,652,530	0.00	21,397,312	0.00	21,397,312	0.00	0	0.00
GRAND TOTAL	\$3,652,530	0.00	\$21,397,312	0.00	\$21,397,312	0.00	\$0	0.00

Department of Natural Resources

DECISION ITEM DETAIL

Budget Unit	FY 2023	FY 2023	FY 2024	FY 2024	FY 2025	FY 2025	*****	*****
Decision Item	ACTUAL	ACTUAL	BUDGET	BUDGET	DEPT REQ	DEPT REQ	SECURED	SECURED
Budget Object Class	DOLLAR	FTE	DOLLAR	FTE	DOLLAR	FTE	COLUMN	COLUMN
WATER QUALITY STUDIES								
CORE								
SUPPLIES	0	0.00	1	0.00	1	0.00	0	0.00
PROFESSIONAL SERVICES	1,669,847	0.00	5,389,598	0.00	5,389,598	0.00	0	0.00
OTHER EQUIPMENT	0	0.00	1	0.00	1	0.00	0	0.00
TOTAL - EE	1,669,847	0.00	5,389,600	0.00	5,389,600	0.00	0	0.00
PROGRAM DISTRIBUTIONS	1,982,683	0.00	16,007,712	0.00	16,007,712	0.00	0	0.00
TOTAL - PD	1,982,683	0.00	16,007,712	0.00	16,007,712	0.00	0	0.00
GRAND TOTAL	\$3,652,530	0.00	\$21,397,312	0.00	\$21,397,312	0.00	\$0	0.00
GENERAL REVENUE	\$0	0.00	\$0	0.00	\$0	0.00		0.00
FEDERAL FUNDS	\$2,353,683	0.00	\$17,497,460	0.00	\$17,497,460	0.00		0.00
OTHER FUNDS	\$1,298,847	0.00	\$3,899,852	0.00	\$3,899,852	0.00		0.00

CORE DECISION ITEM

Department of Natural Resources

Budget Unit 79425C

Division of Environmental Quality

CAFO Closures PSD Core

HB Section 6.245

1. CORE FINANCIAL SUMMARY

FY 2025 Budget Request				
	GR	Federal	Other	Total
PS	0	0	0	0
EE	0	0	6	6
PSD	0	0	59,994	59,994
Total	0	0	60,000	60,000
FTE	0.00	0.00	0.00	0.00

Est. Fringe	0	0	0	0
--------------------	---	---	---	---

Note: Fringes budgeted in House Bill 5 except for certain fringes budgeted

Other Funds: Concentrated Animal Feeding Operation Indemnity Fund (0834)

FY 2025 Governor's Recommendation				
	GR	Fed	Other	Total
PS	0	0	0	0
EE	0	0	0	0
PSD	0	0	0	0
Total	0	0	0	0
FTE	0.00	0.00	0.00	0.00

Est. Fringe	0	0	0	0
--------------------	---	---	---	---

Note: Fringes budgeted in House Bill 5 except for certain fringes

2. CORE DESCRIPTION

The Water Protection Program provides management and oversight of:

CAFO Closures - This appropriation authorizes the expenditure of Concentrated Animal Feeding Operation Indemnity Funds for closure of certain lagoon structures placed under state control due to bankruptcy, failure to pay property taxes, or abandonment. When the department determines that an owner has successfully closed a CAFO, all moneys paid into the fund by such operation are returned to the owner.

CORE DECISION ITEM

Department of Natural Resources

Budget Unit 79425C

Division of Environmental Quality

HB Section 6.245

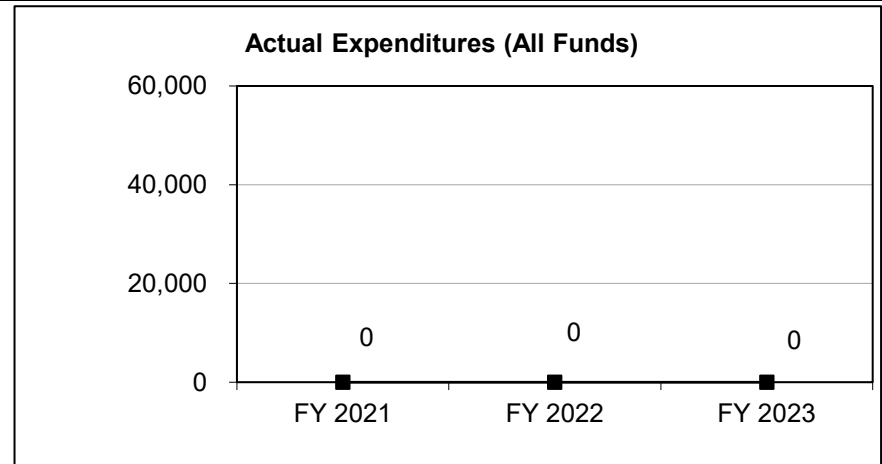
CAFO Closures PSD Core

3. PROGRAM LISTING (list programs included in this core funding)

Water Protection Program

4. FINANCIAL HISTORY

	FY 2021 Actual	FY 2022 Actual	FY 2023 Actual	FY 2024 Current Yr.
Appropriation (All Funds)	60,000	60,000	60,000	60,000
Less Reverted (All Funds)	0	0	0	0
Less Restricted (All Funds)	0	0	0	0
Budget Authority (All Funds)	60,000	60,000	60,000	60,000
Actual Expenditures (All Funds)	0	0	0	N/A
Unexpended (All Funds)	60,000	60,000	60,000	N/A
Unexpended, by Fund:				
General Revenue	0	0	0	N/A
Federal	0	0	0	N/A
Other	60,000	60,000	60,000	N/A



Reverted includes the statutory three-percent reserve amount (when applicable).

Restricted includes any Governor's Expenditure Restrictions which remained at the end of the fiscal year (when applicable).

NOTES:

A fee of ten cents per permitted animal unit is paid annually for a period of ten years by the owner or operator of each class IA concentrated animal feeding operation (CAFO) utilizing flush systems. While only class IA CAFOs pay a fee, the fund shall be expended to close class IA, class IB, class IC and class II concentrated feeding operations that have been placed in control of the government due to bankruptcy, failure to pay property taxes, or abandonment. In the event a concentrated animal feeding operation successfully closes, Section 640.747, RSMo, indicates that all money paid by such operator into this fund shall be returned to such operation. To-date, none of the criteria has been met, therefore the appropriation lapses.

CORE RECONCILIATION DETAIL

**DEPARTMENT OF NATURAL RESOURCES
CAFO CLOSURES**

5. CORE RECONCILIATION DETAIL

	Budget Class	FTE	GR	Federal	Other	Total	Explanation
TAFP AFTER VETOES							
	EE	0.00	0	0	6	6	
	PD	0.00	0	0	59,994	59,994	
	Total	0.00	0	0	60,000	60,000	
DEPARTMENT CORE REQUEST							
	EE	0.00	0	0	6	6	
	PD	0.00	0	0	59,994	59,994	
	Total	0.00	0	0	60,000	60,000	
GOVERNOR'S RECOMMENDED CORE							
	EE	0.00	0	0	6	6	
	PD	0.00	0	0	59,994	59,994	
	Total	0.00	0	0	60,000	60,000	

Department of Natural Resources

DECISION ITEM SUMMARY

Budget Unit								
Decision Item	FY 2023	FY 2023	FY 2024	FY 2024	FY 2025	FY 2025	*****	*****
Budget Object Summary	ACTUAL	ACTUAL	BUDGET	BUDGET	DEPT REQ	DEPT REQ	SECURED	SECURED
Fund	DOLLAR	FTE	DOLLAR	FTE	DOLLAR	FTE	COLUMN	COLUMN
CAFO CLOSURES								
CORE								
EXPENSE & EQUIPMENT								
CONCENT ANIMAL FEEDING	0	0.00	6	0.00	6	0.00	0	0.00
TOTAL - EE	0	0.00	6	0.00	6	0.00	0	0.00
PROGRAM-SPECIFIC								
CONCENT ANIMAL FEEDING	0	0.00	59,994	0.00	59,994	0.00	0	0.00
TOTAL - PD	0	0.00	59,994	0.00	59,994	0.00	0	0.00
TOTAL	0	0.00	60,000	0.00	60,000	0.00	0	0.00
GRAND TOTAL	\$0	0.00	\$60,000	0.00	\$60,000	0.00	\$0	0.00

Department of Natural Resources

DECISION ITEM DETAIL

Budget Unit	FY 2023	FY 2023	FY 2024	FY 2024	FY 2025	FY 2025	*****	*****
Decision Item	ACTUAL	ACTUAL	BUDGET	BUDGET	DEPT REQ	DEPT REQ	SECURED	SECURED
Budget Object Class	DOLLAR	FTE	DOLLAR	FTE	DOLLAR	FTE	COLUMN	COLUMN
CAFO CLOSURES								
CORE								
PROFESSIONAL SERVICES	0	0.00	3	0.00	3	0.00	0	0.00
PROPERTY & IMPROVEMENTS	0	0.00	1	0.00	1	0.00	0	0.00
MISCELLANEOUS EXPENSES	0	0.00	2	0.00	2	0.00	0	0.00
TOTAL - EE	0	0.00	6	0.00	6	0.00	0	0.00
PROGRAM DISTRIBUTIONS	0	0.00	59,994	0.00	59,994	0.00	0	0.00
TOTAL - PD	0	0.00	59,994	0.00	59,994	0.00	0	0.00
GRAND TOTAL	\$0	0.00	\$60,000	0.00	\$60,000	0.00	\$0	0.00
GENERAL REVENUE	\$0	0.00	\$0	0.00	\$0	0.00		0.00
FEDERAL FUNDS	\$0	0.00	\$0	0.00	\$0	0.00		0.00
OTHER FUNDS	\$0	0.00	\$60,000	0.00	\$60,000	0.00		0.00

PROGRAM DESCRIPTION

Department of Natural Resources	HB Section(s): <u>6.225, 6.240, 6.245</u>
DEQ - Water Protection Program	
Program is found in the following core budget(s): <u>Water Protection Program</u>	
<p>1a. What strategic priority does this program address?</p> <p>The Water Protection Program helps Missouri citizens thrive by managing natural resources to promote a healthy environment and economy by:</p> <ul style="list-style-type: none"> • Promoting environmental responsibility and resource stewardship. • Enhancing services, information, and communication to improve customer experience. • Modernizing community infrastructure, strengthening workforce, and supporting economic development. • Improving internal processes to better serve our customers. <p>1b. What does this program do?</p> <p>The Water Protection Program works to protect surface water and groundwater, and promote safe drinking water for all Missourians by implementing standards and providing tools to assist water and wastewater facilities. The program implements regulations, issues permits, provides financial and technical assistance, conducts training and certification for operators, conducts monitoring, utilizes compliance assistance and enforcement tools, and implements strategies to restore impaired water bodies.</p> <p>Nonpoint Source Implementation - Coordinates the State's nonpoint source pollution reduction efforts through technical assistance, financial assistance, education, training, technology transfer, demonstration projects, and monitoring pursuant to Section 319 of the Federal Clean Water Act (CWA). Nonpoint source pollution in a watershed cannot be traced back to a single source, and can come from multiple sources within a watershed such as stormwater runoff, agricultural practices, land disturbance, and development activities, or ineffective on-site wastewater systems.</p> <p>Public Drinking Water Sample Analysis - Provides funding for statutorily-required routine sampling for Missouri's community and non-community public water systems.</p> <p>Water Quality Studies - Provides funding to strategically monitor a portion of the state's waters that have designated uses. These data inform decisions on how to protect and improve water quality.</p> <p>CAFO Closures - This appropriation authorizes the expenditure of Concentrated Animal Feeding Operation Indemnity Funds for closure of certain lagoon structures placed under state control due to bankruptcy, failure to pay property taxes, or abandonment. When the department determines that an owner has successfully closed a CAFO, all moneys paid into the fund by such operation are returned to the owner.</p>	

PROGRAM DESCRIPTION

Department of Natural Resources	HB Section(s): 6.225, 6.240, 6.245
DEQ - Water Protection Program	
Program is found in the following core budget(s): Water Protection Program	
1b. What does this program do? (continued)	

The following table shows financial data for the budget units included in this form.

	FY 2021 Actual	FY 2022 Actual	FY 2023 Actual	FY 2024 Current	FY 2025 Request
Water Protection Operations (78847C)	8,505,597	8,680,778	9,387,033	10,092,399	10,092,399
Water Quality Studies PSD (79405C)	3,817,920	3,497,574	3,652,530	12,397,312	12,397,312
Water Quality Studies Encumbrance (79405C)	n/a encumbrance authority must lapse			9,000,000	9,000,000
CAFO Closures PSD (79425C)	0	0	0	60,000	60,000
Total	12,323,517	12,178,352	13,039,563	31,549,711	31,549,711
Total excluding Encumbrances	12,323,517	12,178,352	13,039,563	22,549,711	22,549,711

The FY 2024 and FY 2025 budget includes appropriation authority of \$9,000,000 to be used for encumbrance purposes only for Water Quality Studies.

In March 2022, the Water Protection Program's Financial Assistance Center was realigned and shifted from the Water Protection Program to a new program under the Division of Environmental Quality and the Non-Point Source Unit was realigned and shifted from the Soil and Water Conservation Program to the Water Protection Program. Prior year actual (FY 2021 - FY 2023) data for Financial Assistance Center is included in the Water Protection Program Operations Core form. Prior year actual (FY 2021 - FY 2023) data for the 319 Unit is included in Soil and Water Conservation Program Operations. These changes are reflected in the FY 2024 budget request as this was the first opportunity to adjust the budget.

PROGRAM DESCRIPTION

Department of Natural Resources

HB Section(s): 6.225, 6.240, 6.245

DEQ - Water Protection Program

Program is found in the following core budget(s): Water Protection Program

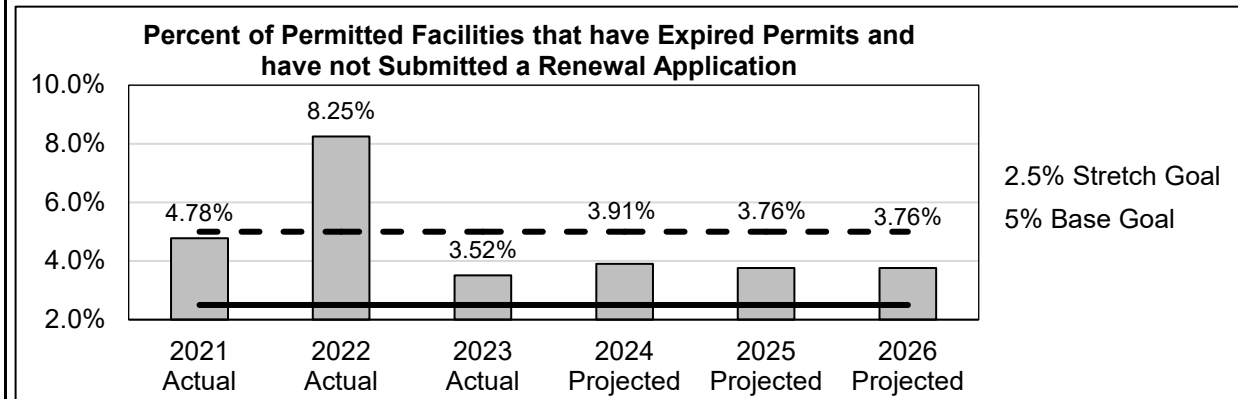
2a. Provide an activity measure(s) for the program.

Annual Count of Permit Renewals Processed

Type	FY 2021 Actual	FY 2022 Actual	FY 2023 Actual	FY2024 Projected	FY 2025 Projected	FY 2026 Projected
Site-Specific	404	271	488	634	533	300
General	360	537	1,440	1,494	717	170
Total	764	808	1,928	2,128	1,250	470

These values do not include the number of modifications, terminations, applications for new permits, or denials. Site-specific permits and General Permit Covered Facilities (general permits) expire every five years; however, the number of permits expiring for these two major types of permits are not static from year to year. This results in some fiscal years having higher counts of expired permits versus other years with lower counts of expired permits. FY 2021 and FY 2022 permit renewals processed are lower due to increased vacancies and lower productivity due to training new permit writers. FY 2026 projections are lower due to it being the year with the lowest number of permits expiring.

Permitted Facilities that have Expired Permits and have not Submitted a Renewal Application - Significant Noncompliance Reduction



State Fiscal Year	Permits Evaluated	Expired Permits without Renewal Application
2021 Actual	6,736	322
2022 Actual	6,692	552
2023 Actual	6,428	226
2024 Projected	6,600	250
2025 Projected	6,375	240
2026 Projected	6,375	240

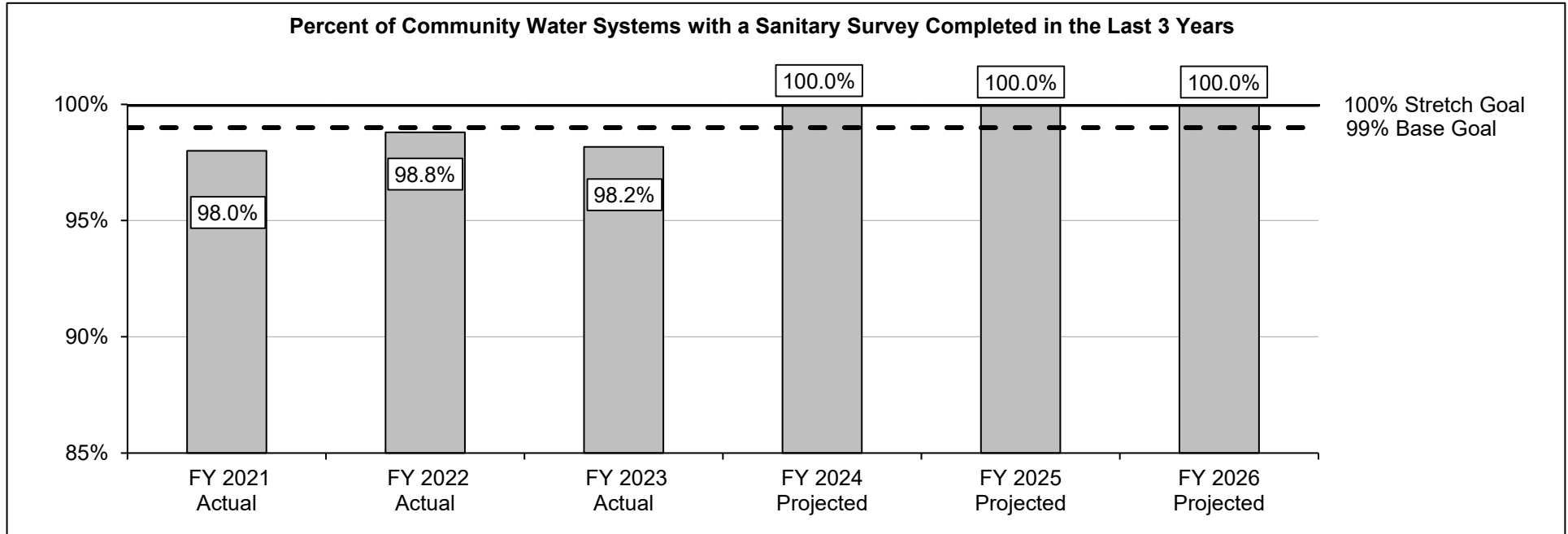
The Program is reaching out to permittees who have not renewed their permits, which reduces the rate of significant noncompliance. In other words, this metric shows the noncompliance rate associated with permittees who have made no attempt to renew their permit.

□ In 2021, field staff worked with facilities to submit renewal applications during COVID-19 when field activities were reduced, resulting in a decrease in expired permits without a renewal application.

□ In 2022, field staff time shifted back to core field work activities, reducing the number of staff working directly with facilities to submit renewal applications. This coupled with the higher percentage of site-specific and general permits that expired in 2022 resulted in a greater universe of expired permits without a renewal application.

PROGRAM DESCRIPTION

Department of Natural Resources	HB Section(s): <u>6.225, 6.240, 6.245</u>
DEQ - Water Protection Program	
Program is found in the following core budget(s): <u>Water Protection Program</u>	
2a. Provide an activity measure(s) for the program (continued).	



A sanitary survey is an assessment of a community water system's capacity to supply safe drinking water to the public. Each year, the department performs a sanitary survey on about one-third of the state's 1,429 community water systems. This proactive public health measure is required by the EPA through the federal Safe Drinking Water Act.

PROGRAM DESCRIPTION

Department of Natural Resources

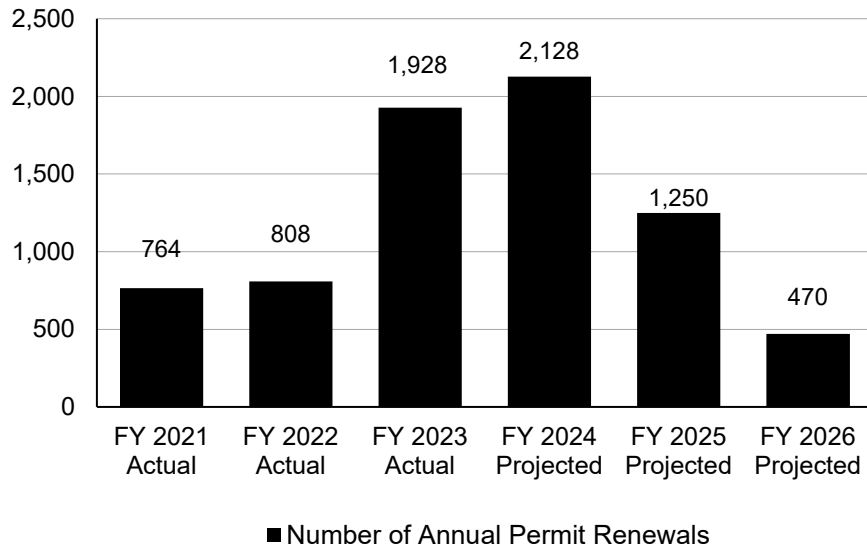
HB Section(s): 6.225, 6.240, 6.245

DEQ - Water Protection Program

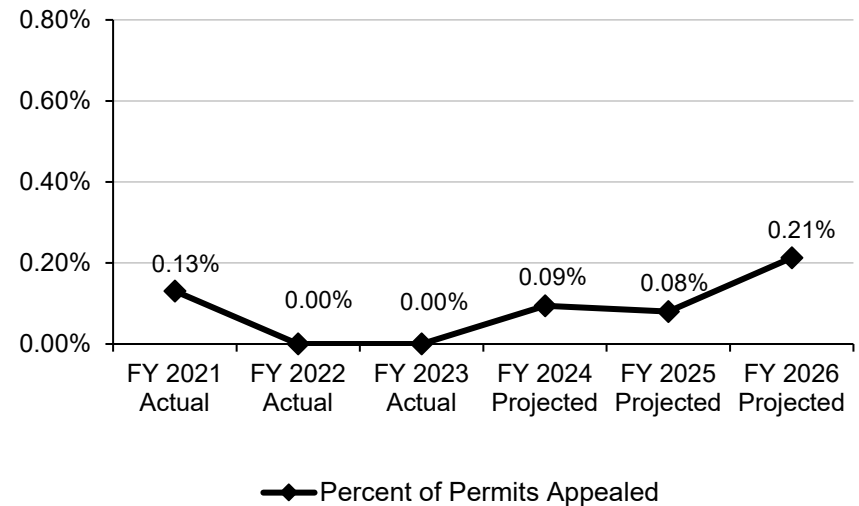
Program is found in the following core budget(s): Water Protection Program

2b. Provide a measure(s) of the program's quality (continued).

Number of Annual Permit Renewals



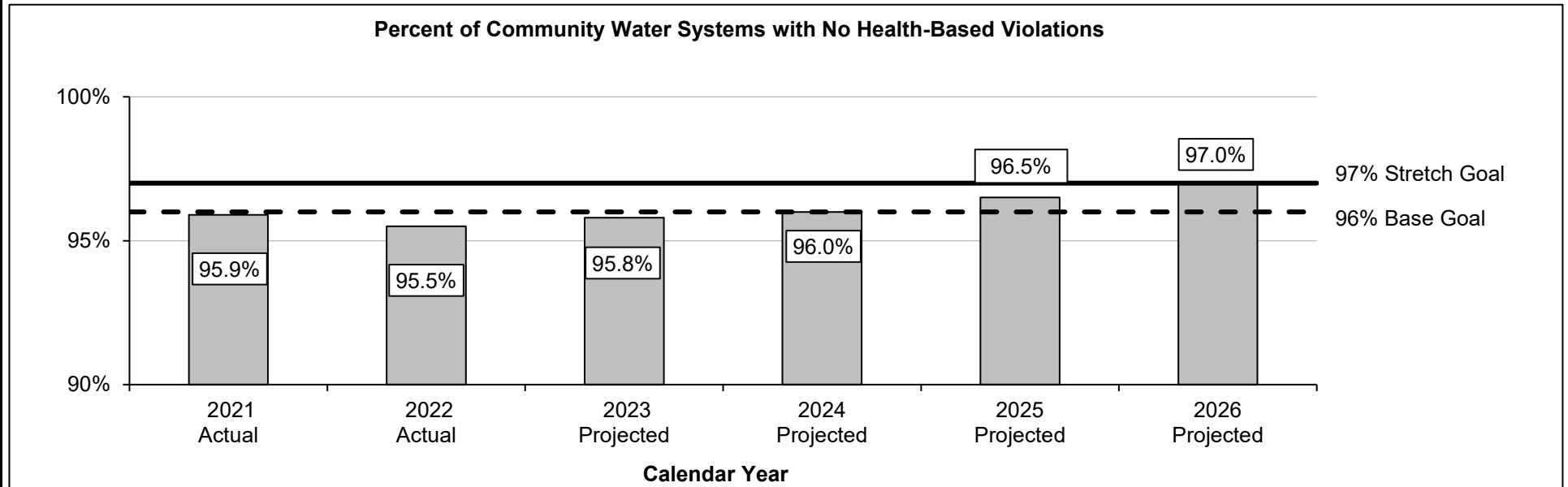
Percent of Permits Appealed



Factors that cause variations in the annual number of permit renewals include the number of general permits and watershed-based permitting cycles. Reduction in the number of appeals is the result of increased permit quality and proactive engagement with permittees and stakeholders prior to issuance.

PROGRAM DESCRIPTION

Department of Natural Resources	HB Section(s): <u>6.225, 6.240, 6.245</u>
DEQ - Water Protection Program	
Program is found in the following core budget(s): Water Protection Program	
2b. Provide a measure(s) of the program's quality (continued).	



Health-based violations are exceedances of Maximum Contaminant Levels, failing to meet a treatment technique, such as failing to meet a turbidity or disinfection standard, or failing to address a significant deficiency. Each community water system must monitor for contaminants listed in the Safe Drinking Water Act. The monitoring schedules and sampling frequencies for the contaminants vary by source water type, population, if a water system produces water or purchases water, if the contaminant is considered an acute risk to public health or a chronic risk based on a lifetime exposure, etc.

PROGRAM DESCRIPTION

Department of Natural Resources

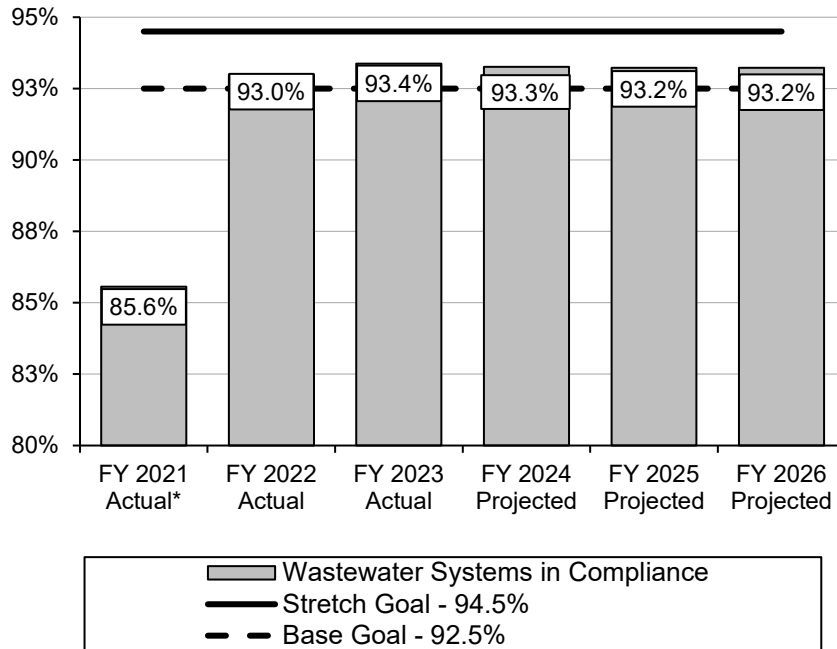
HB Section(s): 6.225, 6.240, 6.245

DEQ - Water Protection Program

Program is found in the following core budget(s): **Water Protection Program**

2c. Provide a measure(s) of the program's impact.

**Wastewater Systems in Compliance
with Effluent Limitations**



*COVID-19 was a major cause of reduced compliance in FY 2021. The department will continue to provide additional compliance assistance to facilities that have struggled with compliance.

State Fiscal Year	Evaluated Permits
2021	2,597
2022	2,667
2023	2,716

FY 2022 actuals changed due to data clean up.

The Missouri Clean Water Law requires any person operating, using, or maintaining a wastewater system or point source to obtain a permit and verify the discharge complies with the limitations contained in the permit to protect the beneficial uses of the receiving stream. Permittees must analyze discharges for the contaminants listed in the permit and submit results to the Water Protection Program on discharge monitoring reports. The program monitors compliance with effluent limitations and reporting requirements each quarter and notifies the permitted entity when significant noncompliance occurs. Significant noncompliance includes but is not limited to the following:

- Exceeding a permit limitation 4 out of 6 consecutive months
- Exceeding a permit limitation by 1.4 times for conventional contaminants and 1.2 for toxic water contaminants 2 out of 6 consecutive months

Effluent limitation violations which meet the definition of significant noncompliance most often indicate aging infrastructure that is no longer able to adequately treat wastewater. The condition develops more slowly than other violations. In many cases, constructed upgrades to the facility are required in order to resolve the violations. Construction upgrades require engineering and may take up to two years depending on the extent of upgrades required. If a municipality is involved, an additional 2-3 years are required to obtain funding.

To increase effluent limitation compliance, the Water Protection Program will target those entities in significant noncompliance for inspections. Team members will review discharge monitoring report (DMR) data to determine which permittees will benefit from improved operation of their facility and which should receive guidance on the process of developing and funding or their facility. Regional Office team members will work with facilities to improve operations using creative and cost effective solutions.

PROGRAM DESCRIPTION

Department of Natural Resources

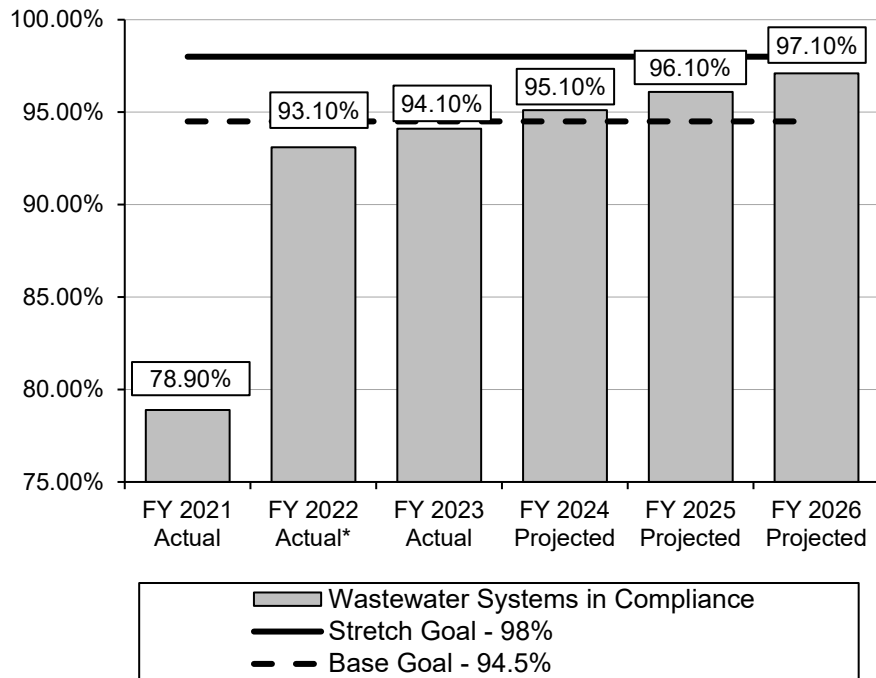
HB Section(s): 6.225, 6.240, 6.245

DEQ - Water Protection Program

Program is found in the following core budget(s): Water Protection Program

2c. Provide a measure(s) of the program's impact.

Wastewater Systems in Compliance with Reporting Requirements



*FY 2022 actuals
changed due to data
clean up.

State Fiscal Year	Evaluated Permits
2021	2,597
2022	2,667
2023	2,716

The Missouri Clean Water Law requires any person operating, using, or maintaining a wastewater system or point source to obtain a permit and verify the discharge complies with the limitations contained in the permit to protect the beneficial uses of the receiving stream. Permittees must analyze discharges for the contaminants listed in the permit and submit results to the Water Protection Program on discharge monitoring reports. The program monitors compliance with reporting requirements each quarter and notifies the permitted entity when significant noncompliance occurs. Significant noncompliance related to DMRs is defined as failing to submit the report within 30 days of the due date.

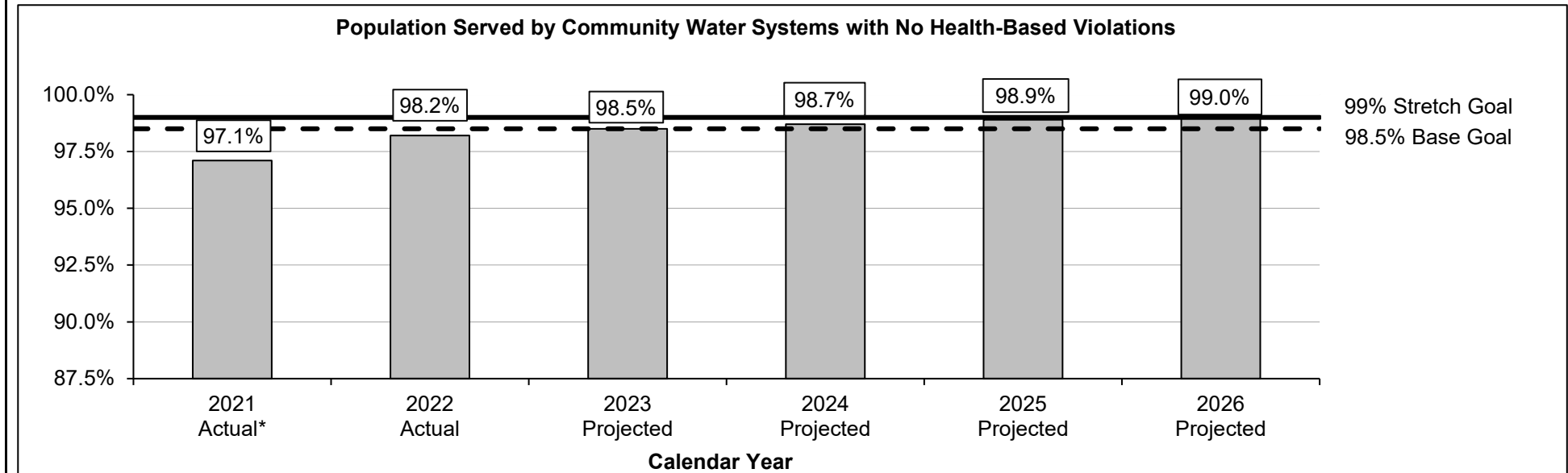
To increase reporting requirement compliance, the Water Protection Program continues to use Record Reviews to identify and target those entities in significant noncompliance.

The Water Protection Program uses the auto-dialer monthly to make calls informing permittees their DMR is late and should be submitted immediately, before reaching significant noncompliance. Program team members provide region team members with lists of the permittees with the most reporting violations for enhanced compliance assistance.

Electronic discharge monitoring (eDMR) was implemented on November 9, 2020, that resulted in a temporary drop in one time submissions in FY2021. However, the new system is easier and reminds users of missing reports or parameters; therefore, submissions are improving again.

PROGRAM DESCRIPTION

Department of Natural Resources	HB Section(s): <u>6.225, 6.240, 6.245</u>
DEQ - Water Protection Program	
Program is found in the following core budget(s): <u>Water Protection Program</u>	
2c. Provide a measure(s) of the program's impact (continued).	



* A public water system serving just over 100,000 customers received a health-based violation. The system returned to compliance the following month, but the violation resulted in approximately a 2% overall reduction in this percentage.

The department is working to reduce health-based violations through compliance assistance efforts, operator training, performing sanitary surveys, reviewing designs for water systems, the use of circuit riders, and the community assistance portal. Health-based violations are issued when water sample results show the presence of contaminant(s) at numbers above a Maximum Contaminant Level (MCL) or when a treatment technique is not met. MCLs are set by the U.S. Environmental Protection Agency and are based on human health and safety standards. The treatment techniques are specified processes intended to reduce contaminant levels. Health-based violations include, but are not limited to, MCL and treatment technique violations of health-based standards related to violations of the groundwater rule, chemicals, stage 1 and stage 2 disinfection byproducts, bacteriological, radiological, and surface water treatment.

PROGRAM DESCRIPTION

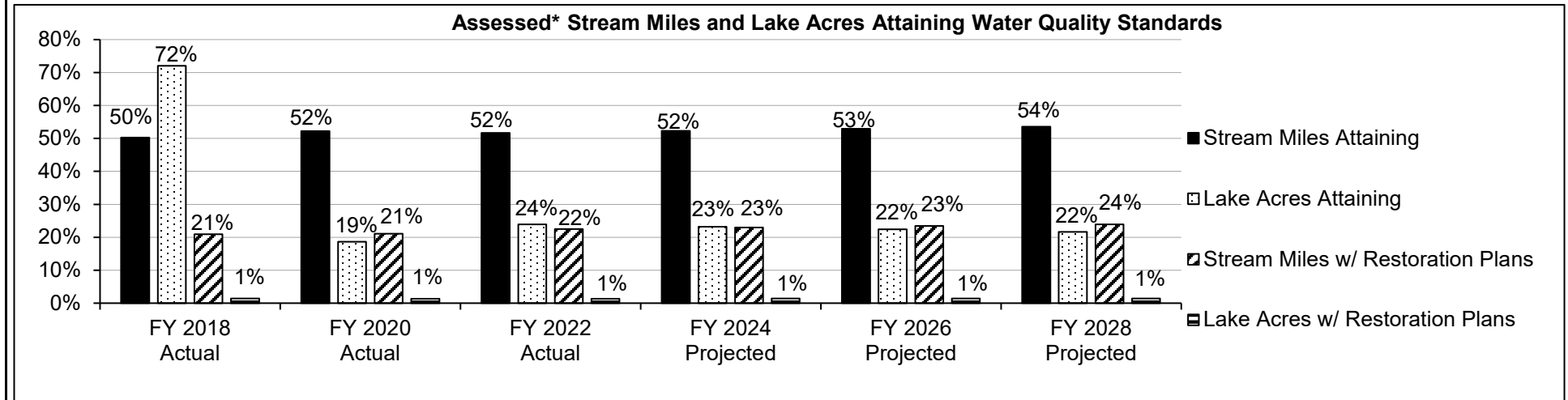
Department of Natural Resources

HB Section(s): 6.225, 6.240, 6.245

DEQ - Water Protection Program

Program is found in the following core budget(s): Water Protection Program

2c. Provide a measure(s) of the program's impact (continued).



Base Goal: By 2026, increase the number of assessed stream miles and lake acres attaining water quality standards to 53% for stream miles and 22% for lake acres.

Stretch Goal: By 2028, increase the number of assessed stream miles and lake acres attaining water quality standards to 54% for stream miles and 22% for lake acres.

*Assessed waters are those that have sufficient data to conduct an assessment as required by Section 303(d) of the Clean Water Act.

FY 2020 Lake Acres Attaining shows a reduction because more lakes were listed impaired as a result of lake nutrient water quality standards approved by EPA in calendar year 2019. Beginning with the 2020 cycle and into the future, the number of lakes identified as impaired is likely to increase as the department assesses more lakes. For the 2022 reporting cycle, the 303(d) List is still in progress, numbers are best estimate.

Water quality restoration plans are integrated, comprehensive strategies focused on restoring and protecting water quality in Missouri's impaired streams and lakes. Restoration plans may include Total Maximum Daily Loads (TMDLs), EPA approved 9-element watershed management plans, or other comprehensive alternative restoration or protection plans.

PROGRAM DESCRIPTION

Department of Natural Resources

HB Section(s): 6.225, 6.240, 6.245

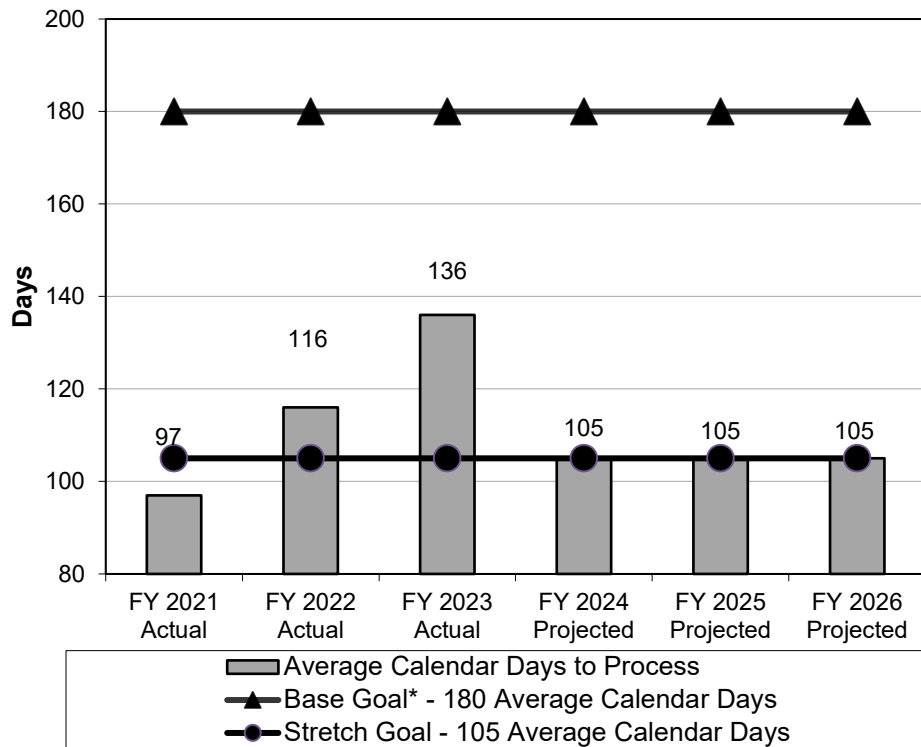
DEQ - Water Protection Program

Program is found in the following core budget(s): Water Protection Program

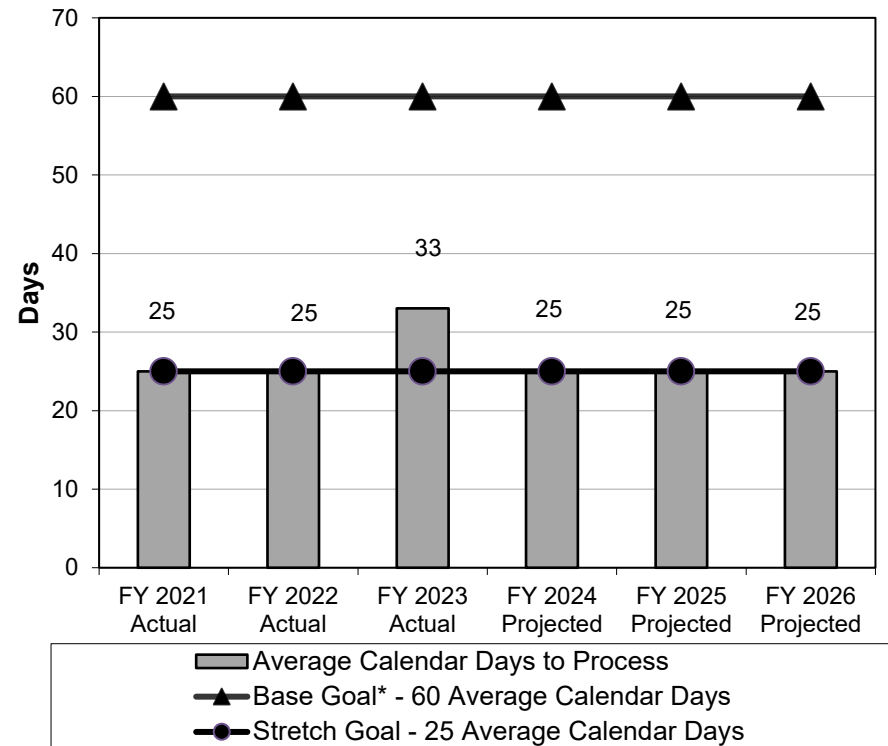
2d. Provide a measure(s) of the program's efficiency.

Processing Time for Construction Permits

Average Days to Issue New Wastewater Construction Permits



Average Days to Issue Sewer Extension Construction Permits



* Baseline goals are derived from statutory requirements.

PROGRAM DESCRIPTION

Department of Natural Resources

HB Section(s): 6.225, 6.240, 6.245

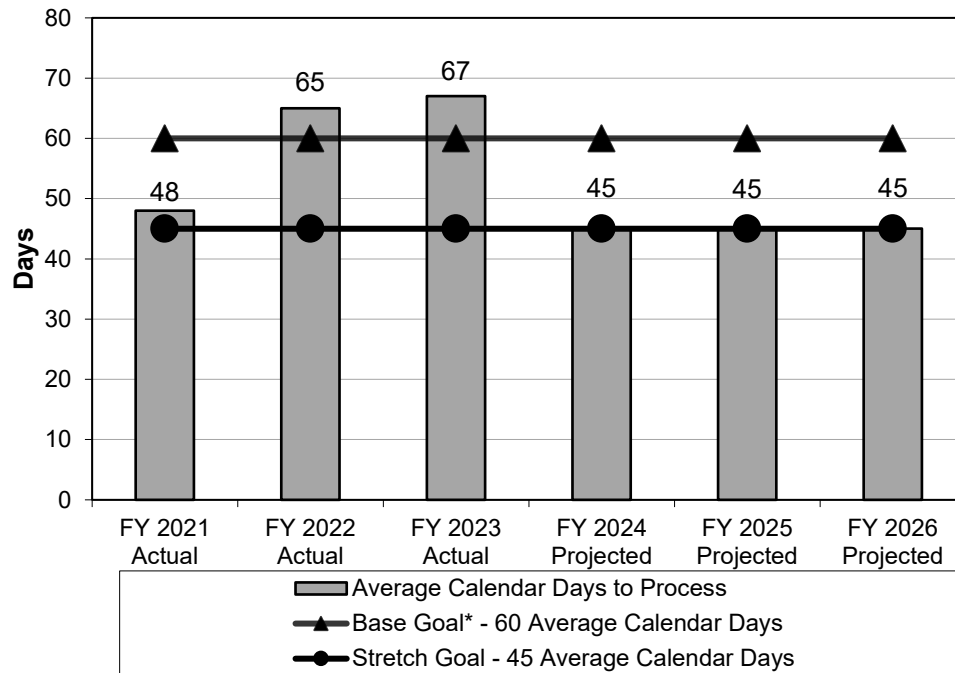
DEQ - Water Protection Program

Program is found in the following core budget(s): Water Protection Program

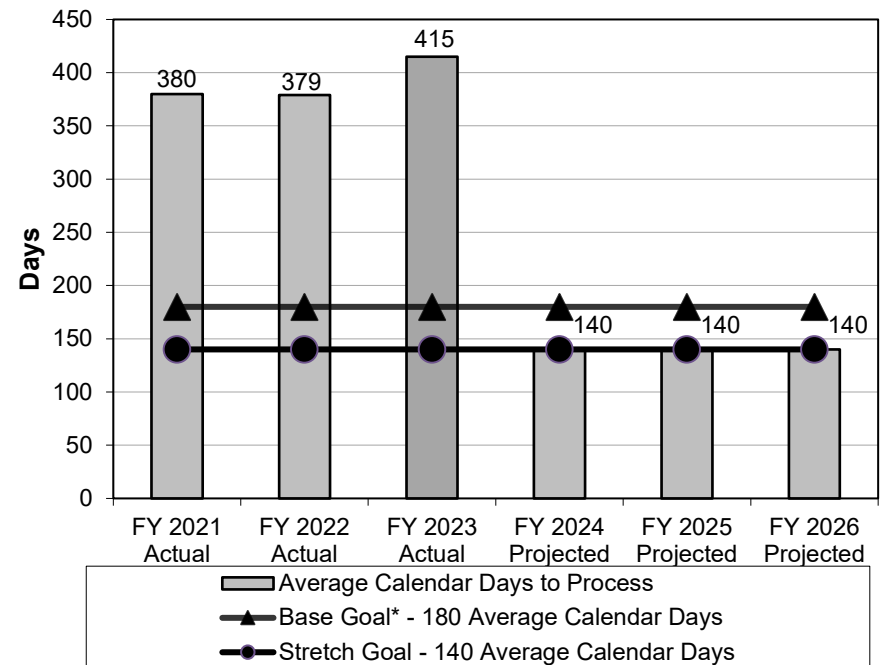
2d. Provide a measure(s) of the program's efficiency (continued).

Processing Time for Wastewater Operating Permits

**Average Days to Issue
General Operating Permits**



**Average Days to Issue
Site-Specific Permits**



* Baseline goals are derived from statutory requirements.

In FY 2022 and 2023, a variety of factors including vacancies, application deadlines, and expiring permits impacted permit processing time.

Average processing times for site specific renewals will continue to be variable or high until the permit backlog is eliminated. This is because many backlog permits have been in process for hundreds of days so when backlog permits are issued this negatively impacts the average processing times as a whole.

PROGRAM DESCRIPTION

Department of Natural Resources

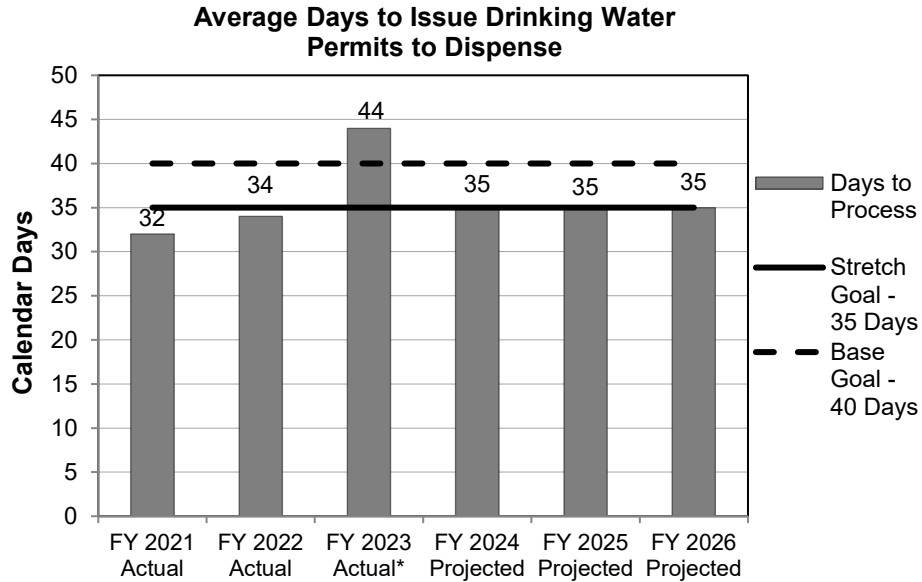
HB Section(s): 6.225, 6.240, 6.245

DEQ - Water Protection Program

Program is found in the following core budget(s): Water Protection Program

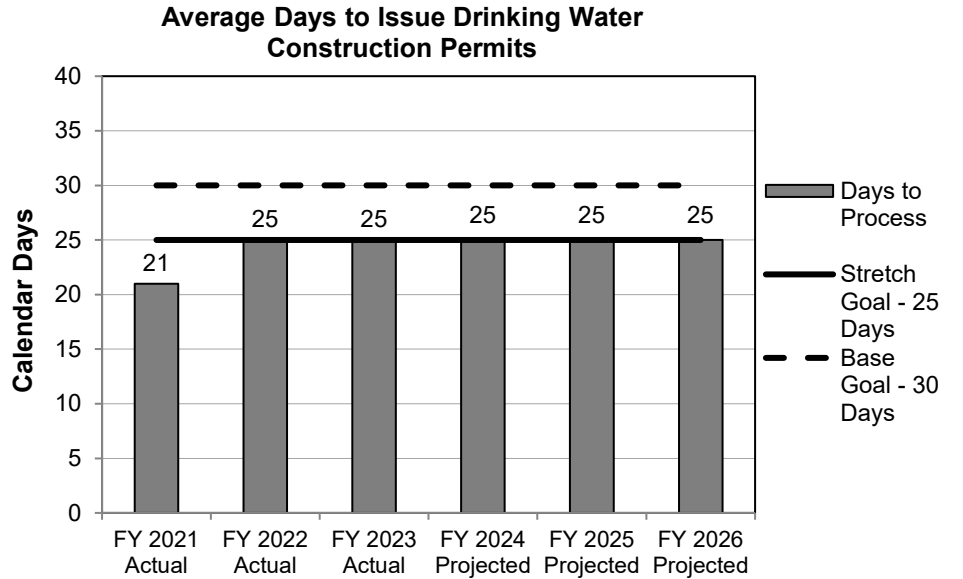
2d. Provide a measure(s) of the program's efficiency (continued).

Processing Time for Drinking Water Permits



All water systems are required to obtain a permit to dispense from the department before a source of supply is used or water dispensed to the public pursuant to Section 640.115, RSMo. These permits are required for new systems and when there is a transfer of ownership. These permits do not expire; however, the department periodically replaces permits to ensure the information is current.

*In FY 2023, the department began excluding replacement permits, which are department initiated and can be generated more quickly, allowing this metric to better reflect responsiveness to water system initiated requests.



All water systems are required to obtain authorization from the department prior to construction, alteration, or extension of a public water system pursuant to Section 640.115, RSMo.

PROGRAM DESCRIPTION

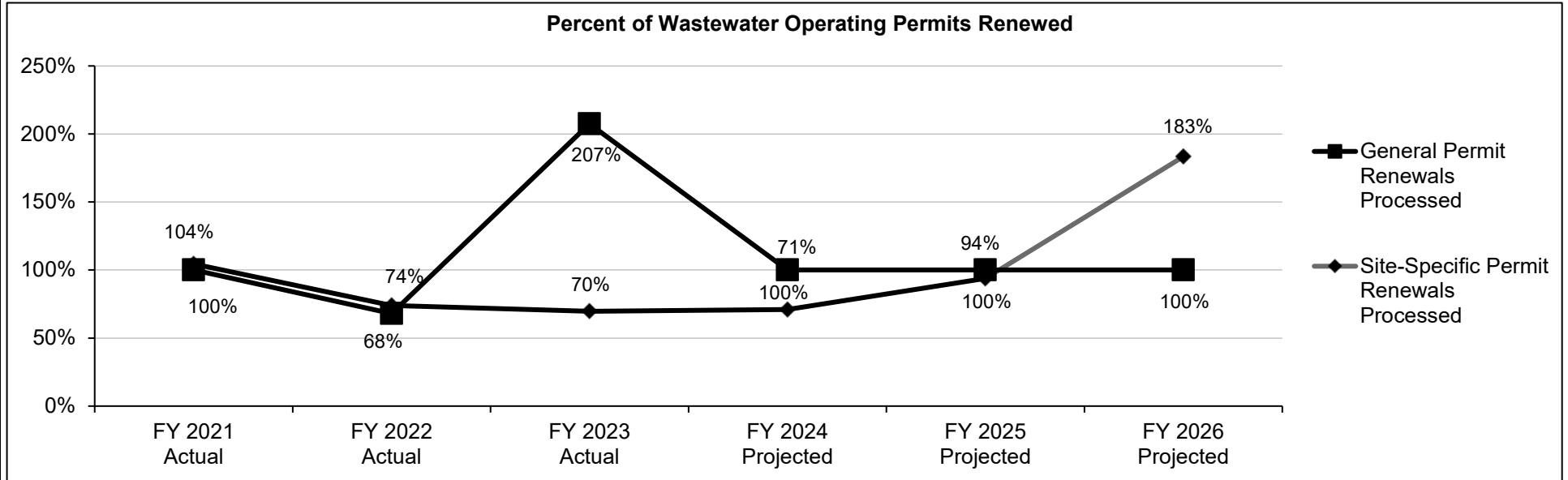
Department of Natural Resources

HB Section(s): 6.225, 6.240, 6.245

DEQ - Water Protection Program

Program is found in the following core budget(s): Water Protection Program

2d. Provide a measure(s) of the program's efficiency (continued).



Percent of permits renewed equals the number of permits renewed divided by the number of permit applications received in that fiscal year, which may cause the percentage to exceed 100 percent.

Permits cannot be reissued before the expiration date. The department has been reducing the backlog of permits since 2017, and anticipates eliminating the permit backlog by end of fiscal year 2026.

PROGRAM DESCRIPTION

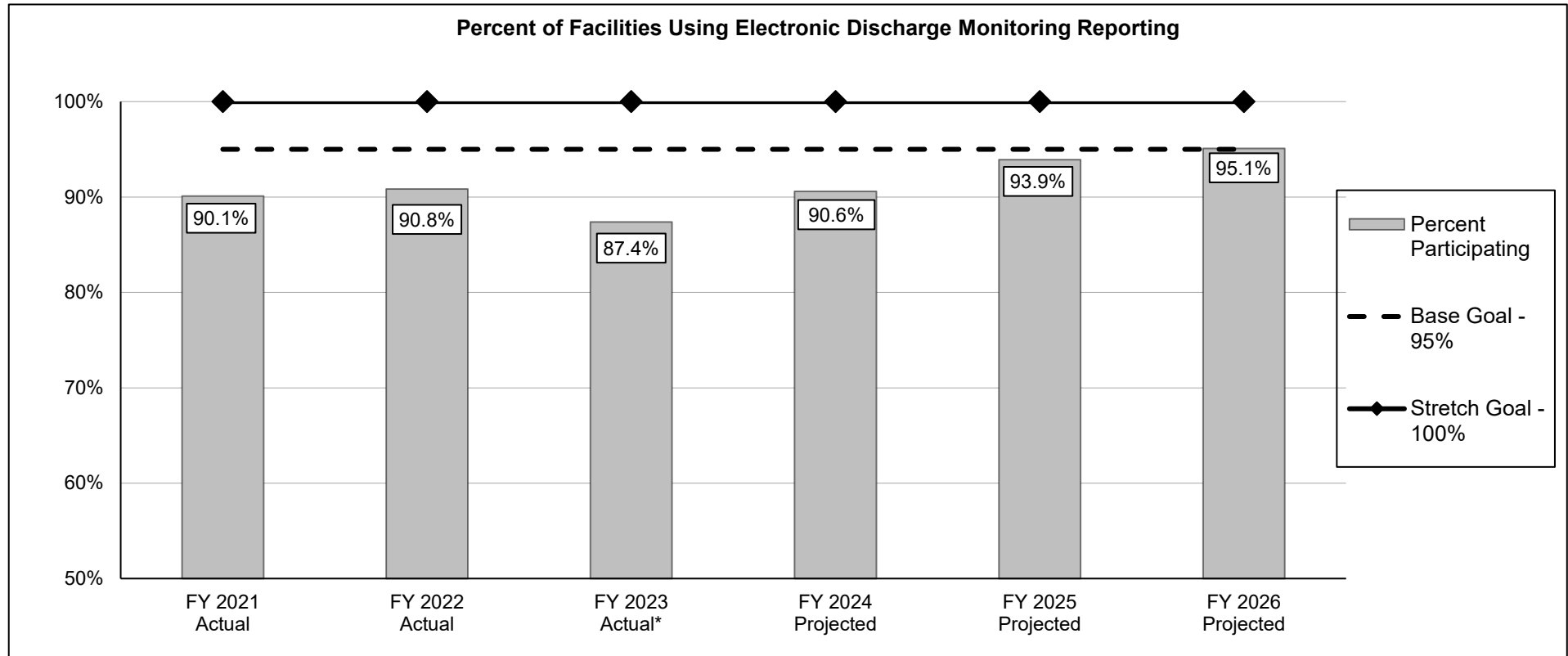
Department of Natural Resources

HB Section(s): 6.225, 6.240, 6.245

DEQ - Water Protection Program

Program is found in the following core budget(s): Water Protection Program

2d. Provide a measure(s) of the program's efficiency (continued).



*In FY2023, the percentage of facilities using the eDMR application decreased due to the new reporting requirement for MOGS and MOG01 Concentrated Animal Feeding Operation general permits. Previously both permit types did not require reporting thus were not included in the eDMR facility count. When these permits were renewed earlier this year they both required reporting on an annual basis. These permits are eligible to use the eDMR application, but have not since their reports are not due.

This is a measure of the number of National Pollution Discharge Elimination System regulated facilities that are required by the EPA eReporting Rule to submit discharge monitoring reports (DMRs) electronically known as eDMR. Until October 1, 2016, the use of eDMR was voluntary. After that date, all permits are required to use the eDMR system at renewal when submitting DMRs. With over 40,000 DMRs received by the program annually, the benefit of using eDMR is to streamline the submittal process, reduce transcription errors, and to have the ability to submit DMRs instantaneously.

PROGRAM DESCRIPTION

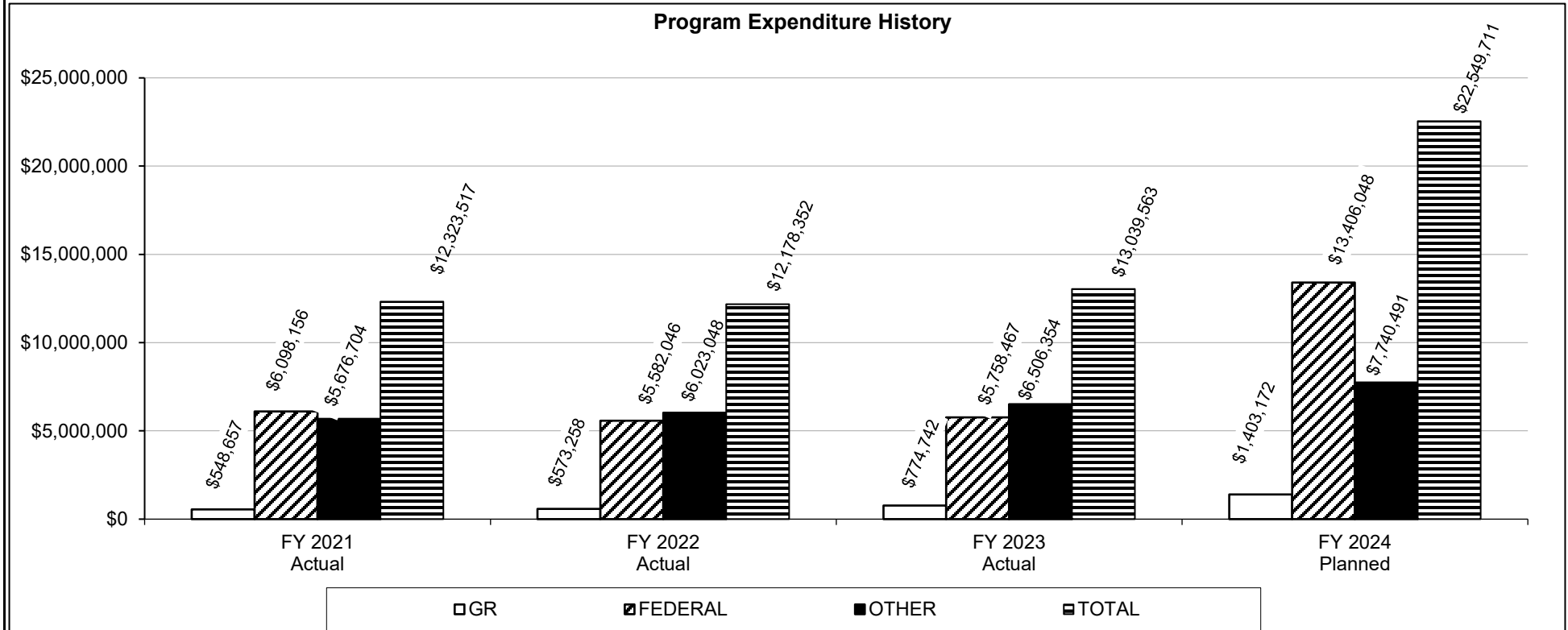
Department of Natural Resources

HB Section(s): 6.225, 6.240, 6.245

DEQ - Water Protection Program

Program is found in the following core budget(s): Water Protection Program

3. Provide actual expenditures for the prior three fiscal years and planned expenditures for the current fiscal year. (Note: Amounts do not include fringe benefit costs.)



Financial data for FY 2021 - FY 2023 includes Water Protection Program and Financial Assistance Center (FAC) operating authority and pass-through authority for Water Quality Studies and CAFO Closures. The Water Infrastructure pass-through appropriations are located in FAC's budget forms. In many cases, pass-through appropriations have been provided to allow for encumbrance and payment of our commitments, which often span multiple fiscal years causing high unexpended balances. Not included in the data above is appropriation authority of \$9,000,000 for Water Quality Studies encumbrance purposes only, which must lapse. Otherwise, FY 2024 Planned is shown at full appropriation.

PROGRAM DESCRIPTION

Department of Natural Resources	HB Section(s): <u>6.225, 6.240, 6.245</u>
DEQ - Water Protection Program	
Program is found in the following core budget(s): <u>Water Protection Program</u>	
4. What are the sources of the "Other " funds?	
<p>Natural Resources Protection Fund - Damages Subaccount (0555); Natural Resources Protection Fund - Water Pollution Permit Fee Subaccount (0568); Solid Waste Management Fund (0570); Underground Storage Tank Regulation Program Fund (0586); Hazardous Waste Fund (0676); Safe Drinking Water</p>	
5. What is the authorization for this program, i.e., federal or state statute, etc.? (Include the federal program number, if applicable.)	
<p>Title 42, Chapter 6A, Subchapter XII, Part B, § 300(g) Title 33, Chapter 26, Subchapters I-IV Section 319(h) Section 604(b) Section 104(b)(3) Public Law (107-117) USGS Organic Act of 1879 RSMo Chapter 644 RSMo 640.100 through 640.140 RSMo 640.100.3 and 640.120 RSMo 644.006 through 644.096 and RSMo 644.125 through 644.150 RSMo 640.700 through 640.758 RSMo 640.130</p>	<p>Federal Safe Drinking Water Act Federal Clean Water Act Federal Clean Water Act Federal Clean Water Act Federal Clean Water Act Recovery from and Response to Terrorist Attacks on the United States Act, 2002 USGS Survey Research and Data Acquisition Missouri Clean Water Law Missouri Drinking Water Law Water Testing Required Planning, Permitting, Inspection, Remediation, Technical Assistance, Enforcement, and Wastewater Operator Certification Concentrated Animal Feeding Operation Emergencies (Drinking Water Supplies) - actions to be taken - penalties</p>

PROGRAM DESCRIPTION

Department of Natural Resources	HB Section(s): <u>6.225, 6.240, 6.245</u>
DEQ - Water Protection Program	
Program is found in the following core budget(s): <u>Water Protection Program</u>	
6. Are there federal matching requirements? If yes, please explain.	
<div style="display: flex; justify-content: space-between;"> <div style="width: 45%;"> Clean Water Act §319(h) Non-point Source Management Grant Clean Water Act §604(b) Water Quality Management Planning Grant Drinking Water State Revolving Fund Capitalization Grant Performance Partnership Grant funds for Water Pollution Performance Partnership Grant funds for Drinking Water Section 106 Special Monitoring Grant Small and Disadvantaged Communities Drinking Water Grant Bipartisan Infrastructure Law; Gulf Hypoxia Program Grant </div> <div style="width: 50%;"> 40% State/Local (EPA) 100% Federal (EPA) 20% State/Local (EPA) \$438,127 State (EPA) 25% State (EPA) 100% Federal (EPA) 45% State/Local (EPA) 100% Federal (EPA) </div> </div>	
7. Is this a federally mandated program? If yes, please explain.	
<p>EPA has delegated implementation of the Federal Clean Water Act and the Federal State Drinking Water Act to Missouri. This includes the Drinking Water State Revolving Fund.</p> <p>The Federal Safe Drinking Water Act requires public drinking water systems to conduct routine chemical, radiological, and microbiological monitoring of the water. Section 640.100.3, RSMo, mandates that the state will provide this monitoring for these drinking water systems.</p> <p>The Water Quality Studies appropriation funds mandates of the Federal Clean Water Act to report on water quality, identify impaired waters, and develop permits and strategies to restore and maintain water bodies.</p>	

NEW DECISION ITEM

RANK: 010 OF 031

Department of Natural Resources	Budget Unit <u>78847C</u>
Division of Environmental Quality	
Fertilizer Transition Permit Writer	HB Section <u>6.225</u>
DI# <u>1780006</u>	

1. AMOUNT OF REQUEST

FY 2025 Budget Request					FY 2025 Governor's Recommendation				
	GR	Federal	Other	Total		GR	Federal	Other	Total
PS	57,768	0	0	57,768	PS	0	0	0	0
EE	17,572	0	0	17,572	EE	0	0	0	0
PSD	0	0	0	0	PSD	0	0	0	0
TRF	0	0	0	0	TRF	0	0	0	0
Total	<u>75,340</u>	<u>0</u>	<u>0</u>	<u>75,340</u>	Total	<u>0</u>	<u>0</u>	<u>0</u>	<u>0</u>
FTE	1.00	0.00	0.00	1.00	FTE	0.00	0.00	0.00	0.00
Est. Fringe	<u>35,256</u>	<u>0</u>	<u>0</u>	<u>35,256</u>	Est. Fringe	<u>0</u>	<u>0</u>	<u>0</u>	<u>0</u>
<i>Note: Fringes budgeted in House Bill 5 except for certain fringes budgeted directly to MoDOT, Highway Patrol, and Conservation.</i>					<i>Note: Fringes budgeted in House Bill 5 except for certain fringes budgeted directly to MoDOT, Highway Patrol, and Conservation.</i>				
Other Funds: Not applicable									
Non-Counts: Not applicable									

2. THIS REQUEST CAN BE CATEGORIZED AS:

<input type="checkbox"/> New Legislation	<input type="checkbox"/> New Program	<input type="checkbox"/> Fund Switch
<input type="checkbox"/> Federal Mandate	<input checked="" type="checkbox"/> Program Expansion	<input type="checkbox"/> Cost to Continue
<input type="checkbox"/> GR Pick-Up	<input type="checkbox"/> Space Request	<input type="checkbox"/> Equipment Replacement
<input type="checkbox"/> Pay Plan	<input type="checkbox"/> Other: _____	

NEW DECISION ITEM

RANK: 010 OF 031

Department of Natural Resources	Budget Unit	<u>78847C</u>
Division of Environmental Quality		
Fertilizer Transition Permit Writer	DI#	<u>1780006</u>
	HB Section	<u>6.225</u>

3. WHY IS THIS FUNDING NEEDED? PROVIDE AN EXPLANATION FOR ITEMS CHECKED IN #2. INCLUDE THE FEDERAL OR STATE STATUTORY OR CONSTITUTIONAL AUTHORIZATION FOR THIS PROGRAM.

The Missouri Fertilizer Control Board recently issued a new determination that certain wastewater and other process wastes would no longer qualify for fertilizer licenses that allowed these materials to be exempt from department permitting requirements. The department had permit exemptions for approximately 150 materials based on these licenses, and these materials will now need to be covered under a new permit, or by modifying an existing permit, to authorize continued land application of these process wastes. Permitting actions require application submittal, application completeness and regulatory review, permit processing, tracking, administrative management, inspections, and other compliance evaluations. One Environmental Program Assistant/Analyst will be needed to conduct these activities listed herein.

4. DESCRIBE THE DETAILED ASSUMPTIONS USED TO DERIVE THE SPECIFIC REQUESTED AMOUNT. (How did you determine that the requested number of FTE were appropriate? From what source or standard did you derive the requested levels of funding? Were alternatives such as outsourcing or automation considered? If based on new legislation, does request tie to TAFP fiscal note? If not, explain why. Detail which portions of the request are one-times and how those amounts were calculated.)

The department determined this new oversight role for these previously exempted materials would require review, modification, or issuance of new or amended permits for all 150 process wastes. This includes review of the source facilities as well as the final, newly regulated land application activities. These materials have been a source of frequent complaints and requests for investigation; however, under the previous exemptions, the department's authority to respond was limited. With the new regulatory obligation, the department will be required to review sampling data, records submittal, conduct inspections and other compliance evaluations, as well as manage all permitting activities, including evaluation of relevant source facility information. The requested FTE need is based on experience with implementing other permits and associated activities for similar, existing permitted industrial facilities. The regulatory nature of this work does not allow for outsourcing or automation of this work. The department already has processes and procedures in place for this work.

NEW DECISION ITEM
RANK: 010 OF 031

Department of Natural Resources			Budget Unit 78847C						
Division of Environmental Quality									
Fertilizer Transition Permit Writer			DI# 1780006		HB Section 6.225				
5. BREAK DOWN THE REQUEST BY BUDGET OBJECT CLASS, JOB CLASS, AND FUND SOURCE. IDENTIFY ONE-TIME COSTS.									
	Dept Req	Dept Req	Dept Req	Dept Req	Dept Req	Dept Req	Dept Req	Dept Req	Dept Req
	GR	GR	FED	FED	OTHER	OTHER	TOTAL	TOTAL	One-Time
Budget Object Class/Job Class	DOLLARS	FTE	DOLLARS	FTE	DOLLARS	FTE	DOLLARS	FTE	DOLLARS
10EP20/Environmental Program Analyst	57,768	1.00					57,768	1.00	
Total PS	57,768	1.00	0	0.00	0	0.00	57,768	1.00	0
140/Travel, In-State	1,292						1,292		
160/Travel, Out-of-State	239						239		
190/Supplies	409						409		
320/Professional Development	561						561		
340/Communication Servs & Supplies	543						543		
430/M&R Services	318						318		
480/Computer Equipment	2,951						2,951		2,068
580/Office Equipment	11,146						11,146		11,146
740/Miscellaneous Expenses	113						113		
Total EE	17,572		0		0		17,572		13,214
Program Distributions							0		
Total PSD	0		0		0		0		0
Transfers									
Total TRF	0		0		0		0		0
Grand Total	75,340	1.00	0	0.00	0	0.00	75,340	1.00	13,214

NEW DECISION ITEM
RANK: 010 OF 031

Department of Natural Resources			Budget Unit <u>78847C</u>						
Division of Environmental Quality									
Fertilizer Transition Permit Writer			HB Section <u>6.225</u>						
DI# 1780006									
Budget Object Class/Job Class	Gov Rec GR DOLLARS	Gov Rec GR FTE	Gov Rec FED DOLLARS	Gov Rec FED FTE	Gov Rec OTHER DOLLARS	Gov Rec OTHER FTE	Gov Rec TOTAL DOLLARS	Gov Rec TOTAL FTE	Gov Rec One-Time DOLLARS
							0		
							0	0.00	
Total PS	0	0.00	0	0.00	0	0.00	0	0.00	0
							0		
							0		
							0		
Total EE	0		0		0		0		0
Program Distributions							0		
Total PSD	0		0		0		0		0
Transfers									
Total TRF	0		0		0		0		0
Grand Total	0	0.00	0	0.00	0	0.00	0	0.00	0

NEW DECISION ITEM

RANK: 010 OF 031

Department of Natural Resources	Budget Unit <u>78847C</u>
Division of Environmental Quality	
Fertilizer Transition Permit Writer	DI# <u>1780006</u> HB Section <u>6.225</u>

6. PERFORMANCE MEASURES (If new decision item has an associated core, separately identify projected performance with & without additional funding.)

6a. Provide an activity measure(s) for the program.

Number of applications received and number of permits and permit modifications issued.

6b. Provide a measure(s) of the program's quality.

The number of annual permits issued and percentage of permits appealed.

6c. Provide a measure(s) of the program's impact.

The percentage of wastewater systems in compliance with report requirements.

6d. Provide a measure(s) of the program's efficiency.

The program's efficiency will be measured by processing time for issuing permits.

7. STRATEGIES TO ACHIEVE THE PERFORMANCE MEASUREMENT TARGETS:

The Water Protection Program will:

1. Provide technical assistance and training to facilities generating, managing, storing, and land applying these previously exempted materials.
2. Review existing data on these materials and assess options for permitting and compliance for land application of these previously exempted materials.
3. Develop efficient and effective internal processes to monitor and meet baseline standards.

Department of Natural Resources

DECISION ITEM DETAIL

Budget Unit	FY 2023	FY 2023	FY 2024	FY 2024	FY 2025	FY 2025	*****	*****
Decision Item	ACTUAL	ACTUAL	BUDGET	BUDGET	DEPT REQ	DEPT REQ	SECURED	SECURED
Budget Object Class	DOLLAR	FTE	DOLLAR	FTE	DOLLAR	FTE	COLUMN	COLUMN
WATER PROTECTION PROGRAM								
Fertilizer Trans Permit Writer - 1780006								
ENVIRONMENTAL PROGRAM ANALYST	0	0.00	0	0.00	57,768	1.00	0	0.00
TOTAL - PS	0	0.00	0	0.00	57,768	1.00	0	0.00
TRAVEL, IN-STATE	0	0.00	0	0.00	1,292	0.00	0	0.00
TRAVEL, OUT-OF-STATE	0	0.00	0	0.00	239	0.00	0	0.00
SUPPLIES	0	0.00	0	0.00	409	0.00	0	0.00
PROFESSIONAL DEVELOPMENT	0	0.00	0	0.00	561	0.00	0	0.00
COMMUNICATION SERV & SUPP	0	0.00	0	0.00	543	0.00	0	0.00
M&R SERVICES	0	0.00	0	0.00	318	0.00	0	0.00
COMPUTER EQUIPMENT	0	0.00	0	0.00	2,951	0.00	0	0.00
OFFICE EQUIPMENT	0	0.00	0	0.00	11,146	0.00	0	0.00
MISCELLANEOUS EXPENSES	0	0.00	0	0.00	113	0.00	0	0.00
TOTAL - EE	0	0.00	0	0.00	17,572	0.00	0	0.00
GRAND TOTAL	\$0	0.00	\$0	0.00	\$75,340	1.00	\$0	0.00
GENERAL REVENUE	\$0	0.00	\$0	0.00	\$75,340	1.00		0.00
FEDERAL FUNDS	\$0	0.00	\$0	0.00	\$0	0.00		0.00
OTHER FUNDS	\$0	0.00	\$0	0.00	\$0	0.00		0.00

NEW DECISION ITEM
RANK: 020 OF 031

Department of Natural Resources	Budget Unit <u>78847C, 78885C</u>
Division of Environmental Quality	
Per and Polyfluoroalkyl Substances (PFAS) Rule <u>DI# 1780016</u>	HB Section <u>6.225</u>

1. AMOUNT OF REQUEST

FY 2025 Budget Request					FY 2025 Governor's Recommendation				
	GR	Federal	Other	Total		GR	Federal	Other	Total
PS	0	0	173,304	173,304	PS	0	0	0	0
EE	0	716,280	61,262	777,542	EE	0	0	0	0
PSD	0	0	0	0	PSD	0	0	0	0
TRF	0	0	0	0	TRF	0	0	0	0
Total	0	716,280	234,566	950,846	Total	0	0	0	0
FTE	0.00	0.00	3.00	3.00	FTE	0.00	0.00	0.00	0.00
Est. Fringe	<u>0</u>	<u>0</u>	<u>105,767</u>	<u>105,767</u>	Est. Fringe	<u>0</u>	<u>0</u>	<u>0</u>	<u>0</u>
<i>Note: Fringes budgeted in House Bill 5 except for certain fringes budgeted directly to MoDOT, Highway Patrol, and Conservation.</i>					<i>Note: Fringes budgeted in House Bill 5 except for certain fringes budgeted directly to MoDOT, Highway Patrol, and Conservation.</i>				
Other Funds: Safe Drinking Water Fund (0679)					Other Funds:				
Non-Counts:					Non-Counts:				

2. THIS REQUEST CAN BE CATEGORIZED AS:

<input type="checkbox"/> New Legislation	<input type="checkbox"/> New Program	<input type="checkbox"/> Fund Switch
<input checked="" type="checkbox"/> Federal Mandate	<input checked="" type="checkbox"/> Program Expansion	<input type="checkbox"/> Cost to Continue
<input type="checkbox"/> GR Pick-Up	<input type="checkbox"/> Space Request	<input type="checkbox"/> Equipment Replacement
<input type="checkbox"/> Pay Plan	<input type="checkbox"/> Other: _____	

NEW DECISION ITEM

RANK: 020 OF 031

Department of Natural Resources Division of Environmental Quality Per and Polyfluoroalkyl Substances (PFAS) Rule DI# 1780016	Budget Unit 78847C, 78885C HB Section 6.225
3. WHY IS THIS FUNDING NEEDED? PROVIDE AN EXPLANATION FOR ITEMS CHECKED IN #2. INCLUDE THE FEDERAL OR STATE STATUTORY OR CONSTITUTIONAL AUTHORIZATION FOR THIS PROGRAM.	
<p>The U.S. Environmental Protection Agency (EPA) proposed a new National Primary Drinking Water Regulation for Per and Polyfluoroalkyl Substances (PFAS) (40 CFR Parts 141 and 142). EPA expects to finalize this major new rule at the end of 2023 or early 2024. Finalization of this rule will trigger a two-year requirement for the Department to promulgate state regulations and to submit to EPA a request for state delegation, or "primacy," for the rule, which allows the state to have primary enforcement authority. The proposed PFAS Rule will establish new monitoring requirements for public water systems, new maximum contaminant levels for perfluorooctanoic acid (PFOA) and perfluorooctane sulfonate (PFOS), a new Hazard Index for four other PFAS; and new compliance determinations, record keeping, and reporting requirements. One Environmental Program Assistant/Analyst will be needed to implement the rule, which is necessary for the state to maintain primary enforcement authority of the Safe Drinking Water Act. Missouri Revised Statutes, Sections 640.100 - 640.140, require the implementation, administration, and enforcement of the federal Safe Drinking Water Act.</p> <p>Two Senior Laboratory Scientists FTEs will be needed to accommodate the additional sample analysis workload for the forthcoming EPA regulations being promulgated for drinking water samples for Perfluoroalkyl and Polyfluoroalkyl substances (PFAS), estimating 1,000 samples annually. Current staffing levels are insufficient for the additional sample workload and the demands of learning, operating, and maintaining the complex instrumentation that must be purchased for the processing of those samples.</p> <p>The expected start date for states to begin mandatory evaluation of PFAS is in 2026. The Department's Chemical Analysis Section (CAS) laboratory is the primacy testing facility for drinking water samples in the state of Missouri, and to perform the new analysis, the laboratory will need to purchase instrumentation that is more advanced than anything currently used in the facility from the standpoints of setup, operation, data interpretation, troubleshooting, and maintenance. Additionally, the PFAS analysis methods involve the use of chemical extraction techniques that are slow and meticulous, and must be completed with special precautions and due diligence to avoid contamination from a wide variety of sources including many common commercial products used in homes and laboratories. Before testing can commence, the instrument and analysts must undergo a series of documented performance evaluations to obtain drinking water analysis certification from EPA Region VII.</p> <p>Due to the high demands of the EPA-approved analysis methods available and the instrumentation required, coupled with the state's obligations to test for these substances in public drinking water samples, CAS is requesting two FTE to learn, operate, and maintain the specialized equipment; to conduct the extraction steps; and to provide fully cross-trained backup to each other to provide uninterrupted support for PFAS analysis. The requirements of the PFAS methods are not amenable to cross-training current team members with preexisting analysis method sample workloads. If the state fails to meet the mandatory sample workload for PFAS, samples would be subcontracted to a commercial laboratory at greater expense to the department.</p>	

NEW DECISION ITEM

RANK: 020 OF 031

Department of Natural Resources	Budget Unit <u>78847C, 78885C</u>
Division of Environmental Quality	
Per and Polyfluoroalkyl Substances (PFAS) Rule DI# <u>1780016</u>	HB Section <u>6.225</u>

4. DESCRIBE THE DETAILED ASSUMPTIONS USED TO DERIVE THE SPECIFIC REQUESTED AMOUNT. (How did you determine that the requested number of FTE were appropriate? From what source or standard did you derive the requested levels of funding? Were alternatives such as outsourcing or automation considered? If based on new legislation, does request tie to TAFP fiscal note? If not, explain why. Detail which portions of the request are one-times and how those amounts were calculated.)

The department determined the new PFAS Rule will apply to over 1,700 public water systems in Missouri. Section 640.100, RSMo requires the department to provide laboratory services for public water supplies. As a result, the department will be responsible for ensuring these systems are placed on an appropriate monitoring schedule and for coordinating the collection and analysis of samples. The department will also be responsible for reviewing all analytical results, making compliance determinations, issuing violations when appropriate, as well as requiring public notice and corrective actions to address any PFAS issues identified. The department is requesting one Environmental Program Assistant/Analyst to serve as the PFAS rule manager to implement the primacy agency responsibilities of the rule and to assist systems with compliance. The requested FTE need is based on experience from implementing other national primary regulations with similar monitoring requirements such as the Disinfection Byproducts Rule, Radionuclides Rule, and the Revised Total Coliform Rule. The regulatory nature of this work does not allow for outsourcing or automation of this work.

(continued on following page)

NEW DECISION ITEM

RANK: 020 OF 031

Department of Natural Resources	Budget Unit <u>78847C, 78885C</u>
Division of Environmental Quality	
Per and Polyfluoroalkyl Substances (PFAS) Rule DI# 1780016	HB Section <u>6.225</u>

4. DESCRIBE THE DETAILED ASSUMPTIONS USED TO DERIVE THE SPECIFIC REQUESTED AMOUNT. (Continued)

A number of considerations were made for the request of two Senior Laboratory Scientist FTEs. These include:

- Instrument and method setup: New instrumentation must be purchased to perform the various PFAS methods that are available. This involves liquid chromatography (LC) with tandem mass spectrometry (MS/MS). The hardware and software control is more advanced than anything currently in CAS and will take an estimated 8 to 12 months for the analysts to learn and optimize.
- EPA method/instrument/analyst certification: After the instrument is in place, the instrument and method must be verified with an Initial Demonstration of Capability (IDC) and the analysts must determine Method Detection Limits (MDL) for the analytes that meet or exceed regulatory performance criteria. These results must all be submitted to EPA Region VII for review to certify CAS to test for PFAS in public drinking water samples.
- Estimated annual sample workload: Currently, the Public Drinking Water Branch estimates approximately 1,000 samples per year, but this could increase depending on EPA's final rule dictating which drinking water supplies will require testing.
- Processing time per sample: Extractions are estimated to take up to 90 minutes per sample, with the number of samples processed per day being limited by the extraction equipment capacity. Instrumental analysis is expected to acquire data for no less than 20 minutes per sample.
- Dilutions: Due to the prevalence of PFAS in the environment, it may be observed that samples contain contaminants at levels greater than the instrument calibration range. This would necessitate dilutions treated as additional samples, and add to the preparation and analysis time.
- Subcontracting costs: If CAS is unable to perform the mandatory EPA contaminant compliance testing, samples will be required to be subcontracted for analysis. This may occur due to instrument breakdown, insufficient extraction capabilities, or the absence of the trained analyst due to vacation or illness.
- Current contract laboratory pricing is \$479 per sample, bringing the current anticipated annual cost of subcontracting PFAS samples to \$479,000, which is approximately four times more than the annual salary of two Senior Laboratory Scientists (2x \$60,000). The additional annual cost of method supplies and chemicals is expected to still fall below the subcontracting rate.
- It is expected to take two years until the cost savings outweigh the contract laboratory pricing due to the initial startup costs including instrument purchase, analyst training, and method development.
- Turnaround times: Subcontracting samples increases the shipment times, which subtracts from the method-specified maximum holding times between sample collection and data acquisition, and increases the likelihood of data qualifiers or resampling due to container breakage or falling out of compliance for very low method-required sample storage temperatures. Analyzing PFAS samples within CAS will shorten the elapsed time between sample collection and issuing final result reports to the client program.
- Evolving needs: Due to PFAS being newly labeled as contaminants, and the current expected number of regulated PFAS analytes123131 being very low compared to the broad spectrum of PFAS that have been synthesized and identified, there is an expectation that there will be more PFAS added to the list of regulated contaminants in the future, which will add to analysis time per sample.

NEW DECISION ITEM
RANK: 020 OF 031

Department of Natural Resources			Budget Unit 78847C, 78885C						
Division of Environmental Quality									
Per and Polyfluoroalkyl Substances (PFAS) Rule			DI# 1780016		HB Section 6.225				
5. BREAK DOWN THE REQUEST BY BUDGET OBJECT CLASS, JOB CLASS, AND FUND SOURCE. IDENTIFY ONE-TIME COSTS.									
	Dept Req	Dept Req	Dept Req	Dept Req	Dept Req	Dept Req	Dept Req	Dept Req	Dept Req
	GR	GR	FED	FED	OTHER	OTHER	TOTAL	TOTAL	One-Time
Budget Object Class/Job Class	DOLLARS	FTE	DOLLARS	FTE	DOLLARS	FTE	DOLLARS	FTE	DOLLARS
10EP20 Env Program Analyst					57,768	1.00	57,768	1.00	
19LB60 Senior Lab Scientist					115,536	2.00	115,536	2.00	
Total PS	0	0.00	0	0.00	173,304	3.00	173,304	3.00	0
140/Travel, In-state					3,876		3,876		
160/Travel, Out of state					717		717		
190/ Supplies					5,409		5,409		
320/Professional Development					1,683		1,683		
340/Communication Servs & Supplies					1,629		1,629		
430/M&R Services					5,318		5,318		
480/Computer Equipment					8,853		8,853		6,204
580/Office Equipment					33,438		33,438		33,438
590/Other Equipment			716,280		0		716,280		716,280
740/Miscellaneous Expenses					339		339		
Total EE	0		716,280		61,262		777,542		755,922
Program Distributions							0		
Total PSD	0		0		0		0		0
Transfers									
Total TRF	0		0		0		0		0
Grand Total	0	0.00	716,280	0.00	234,566	3.00	950,846	3.00	755,922

NEW DECISION ITEM

RANK: 020 OF 031

Department of Natural Resources				Budget Unit 78847C, 78885C					
Division of Environmental Quality									
Per and Polyfluoroalkyl Substances (PFAS) Rule		DI# 1780016		HB Section		6.225			
Budget Object Class/Job Class	Gov Rec GR DOLLARS	Gov Rec GR FTE	Gov Rec FED DOLLARS	Gov Rec FED FTE	Gov Rec OTHER DOLLARS	Gov Rec OTHER FTE	Gov Rec TOTAL DOLLARS	Gov Rec TOTAL FTE	Gov Rec One-Time DOLLARS
							0		
							0	0.00	
Total PS	0	0.00	0	0.00	0	0.00	0	0.00	0
							0		
							0		
							0		
Total EE	0		0		0		0		0
Program Distributions							0		
Total PSD	0		0		0		0		0
Transfers									
Total TRF	0		0		0		0		0
Grand Total	0	0.00	0	0.00	0	0.00	0	0.00	0

NEW DECISION ITEM

RANK: 020 OF 031

Department of Natural Resources	Budget Unit	78847C, 78885C
Division of Environmental Quality		
Per and Polyfluoroalkyl Substances (PFAS) Rule	DI# 1780016	HB Section 6.225

6. PERFORMANCE MEASURES (If new decision item has an associated core, separately identify projected performance with & without additional funding.)

6a. Provide an activity measure(s) for the program.

Number of public water systems monitored and the number of PFAS samples analyzed.

6b. Provide a measure(s) of the program's quality.

Instances of data qualifiers: PFAS samples analyzed by CAS should see fewer instances of data qualifiers for temperature compliance and holding time exceedances compared to subcontracting.

Percentage of community and nontransient noncommunity systems in compliance with the monitoring requirements of the rule.

6c. Provide a measure(s) of the program's impact.

Cost savings: Samples analyzed by the department are charged more at-cost than the rates charged by a for-profit subcontractor.

Percentage of community and nontransient noncommunity systems providing water in compliance with the new PFAS maximum contaminant levels.

NEW DECISION ITEM

RANK: 020 OF 031

Department of Natural Resources	Budget Unit <u>78847C, 78885C</u>
Division of Environmental Quality	
Per and Polyfluoroalkyl Substances (PFAS) Rule <u>DI# 1780016</u>	HB Section <u>6.225</u>

6d. Provide a measure(s) of the program's efficiency.

The program's efficiency will be measured by the number of days to review PFAS sample results from the laboratory and making initial compliance determinations.

7. STRATEGIES TO ACHIEVE THE PERFORMANCE MEASUREMENT TARGETS:

Performance targets are achieved through having dedicated Senior Laboratory Scientists specially trained and approved by EPA Region VII for the usage and maintenance of the new advanced instrumentation and software, and reporting PFAS data from the CAS instrumentation. This is supplemented by having an annual instrument service contract on all relevant pieces of instrumentation, so if an issue arises beyond the routine troubleshooting abilities of the analysts the vendor will send a field service engineer to repair the system. Cross-training between these two positions ensures the method can continue being run in some fashion should one of the analysts be unavailable. It also provides a more thorough level of peer review over generated results, and allows the combination of shared team-based knowledge to approach any issues that arise.

The Water Protection Program will:

1. Provide technical assistance and training to public water systems on new regulatory requirements.
2. Provide training to department Regional Office team members and public water systems on the proper sample collection procedures for PFAS samples to avoid contamination during sampling.
3. Develop efficient and effective internal processes to meet baseline standards.

Department of Natural Resources

DECISION ITEM DETAIL

Budget Unit	FY 2023	FY 2023	FY 2024	FY 2024	FY 2025	FY 2025	*****	*****
Decision Item	ACTUAL	ACTUAL	BUDGET	BUDGET	DEPT REQ	DEPT REQ	SECURED	SECURED
Budget Object Class	DOLLAR	FTE	DOLLAR	FTE	DOLLAR	FTE	COLUMN	COLUMN
WATER PROTECTION PROGRAM								
Federal Drinking Wtr PFAS Rule - 1780016								
ENVIRONMENTAL PROGRAM ANALYST	0	0.00	0	0.00	57,768	1.00	0	0.00
TOTAL - PS	0	0.00	0	0.00	57,768	1.00	0	0.00
TRAVEL, IN-STATE	0	0.00	0	0.00	1,292	0.00	0	0.00
TRAVEL, OUT-OF-STATE	0	0.00	0	0.00	239	0.00	0	0.00
SUPPLIES	0	0.00	0	0.00	1,803	0.00	0	0.00
PROFESSIONAL DEVELOPMENT	0	0.00	0	0.00	561	0.00	0	0.00
COMMUNICATION SERV & SUPP	0	0.00	0	0.00	543	0.00	0	0.00
M&R SERVICES	0	0.00	0	0.00	1,772	0.00	0	0.00
COMPUTER EQUIPMENT	0	0.00	0	0.00	2,951	0.00	0	0.00
OFFICE EQUIPMENT	0	0.00	0	0.00	11,146	0.00	0	0.00
MISCELLANEOUS EXPENSES	0	0.00	0	0.00	113	0.00	0	0.00
TOTAL - EE	0	0.00	0	0.00	20,420	0.00	0	0.00
GRAND TOTAL	\$0	0.00	\$0	0.00	\$78,188	1.00	\$0	0.00
GENERAL REVENUE	\$0	0.00	\$0	0.00	\$0	0.00		0.00
FEDERAL FUNDS	\$0	0.00	\$0	0.00	\$0	0.00		0.00
OTHER FUNDS	\$0	0.00	\$0	0.00	\$78,188	1.00		0.00

Department of Natural Resources

DECISION ITEM DETAIL

Budget Unit	FY 2023	FY 2023	FY 2024	FY 2024	FY 2025	FY 2025	*****	*****
Decision Item	ACTUAL	ACTUAL	BUDGET	BUDGET	DEPT REQ	DEPT REQ	SECURED	SECURED
Budget Object Class	DOLLAR	FTE	DOLLAR	FTE	DOLLAR	FTE	COLUMN	COLUMN
ENVIRONMENTAL SERVICES PRGM								
Federal Drinking Wtr PFAS Rule - 1780016								
SENIOR LABORATORY SCIENTIST	0	0.00	0	0.00	115,536	2.00	0	0.00
TOTAL - PS	0	0.00	0	0.00	115,536	2.00	0	0.00
TRAVEL, IN-STATE	0	0.00	0	0.00	2,584	0.00	0	0.00
TRAVEL, OUT-OF-STATE	0	0.00	0	0.00	478	0.00	0	0.00
SUPPLIES	0	0.00	0	0.00	3,606	0.00	0	0.00
PROFESSIONAL DEVELOPMENT	0	0.00	0	0.00	1,122	0.00	0	0.00
COMMUNICATION SERV & SUPP	0	0.00	0	0.00	1,086	0.00	0	0.00
M&R SERVICES	0	0.00	0	0.00	3,546	0.00	0	0.00
COMPUTER EQUIPMENT	0	0.00	0	0.00	5,902	0.00	0	0.00
OFFICE EQUIPMENT	0	0.00	0	0.00	22,292	0.00	0	0.00
OTHER EQUIPMENT	0	0.00	0	0.00	716,280	0.00	0	0.00
MISCELLANEOUS EXPENSES	0	0.00	0	0.00	226	0.00	0	0.00
TOTAL - EE	0	0.00	0	0.00	757,122	0.00	0	0.00
GRAND TOTAL	\$0	0.00	\$0	0.00	\$872,658	2.00	\$0	0.00
GENERAL REVENUE	\$0	0.00	\$0	0.00	\$0	0.00		0.00
FEDERAL FUNDS	\$0	0.00	\$0	0.00	\$716,280	0.00		0.00
OTHER FUNDS	\$0	0.00	\$0	0.00	\$156,378	2.00		0.00

CORE DECISION ITEM

Department of Natural Resources
Division of Environmental Quality
Water Quality Monitoring PSD - Elk River

Budget Unit 79410C

HB Section 06.241

1. CORE FINANCIAL SUMMARY

	FY 2025 Budget Request			
	GR	Federal	Other	Total
PS	0	0	0	0
EE	0	0	0	0
PSD	0	0	0	0
Total	0	0	0	0

FTE 0.00 0.00 0.00 0.00

Est. Fringe	0	0	0	0
--------------------	---	---	---	---

Note: Fringes budgeted in House Bill 5 except for certain fringes budgeted

	FY 2025 Governor's Recommendation			
	GR	Fed	Other	Total
PS	0	0	0	0
EE	0	0	0	0
PSD	0	0	0	0
Total	0	0	0	0

FTE 0.00 0.00 0.00 0.00

Est. Fringe	0	0	0	0
--------------------	---	---	---	---

Note: Fringes budgeted in House Bill 5 except for certain fringes

Other Funds: Not applicable

Core Reduction: The FY 2025 Budget Request includes a core reduction of \$41,000 one-time GR authority from the FY 2024 budget.

2. CORE DESCRIPTION

Additional ambient water quality monitoring in the Elk River watershed will provide updated information on the status of nutrients and bacteria in the Elk River and its major tributaries. The Elk River TMDL (total maximum daily load) for nutrients was approved by U.S. Environmental Protection Agency (EPA) in March 2004 and only limited nutrient data (i.e., Total Nitrogen, Total Phosphorous) has been collected since that time. Additionally, the major tributaries to the Elk River have not had bacteria (i.e., E.coli) data collected since 2007. Collecting additional nutrient and bacteria data in the Elk River watershed will provide updated information on how water quality may have changed over the past two decades and provide insight on what additional pollutant reductions may be necessary to achieve water quality standards.

CORE DECISION ITEM

Department of Natural Resources

Budget Unit 79410C

Division of Environmental Quality

Water Quality Monitoring PSD - Elk River

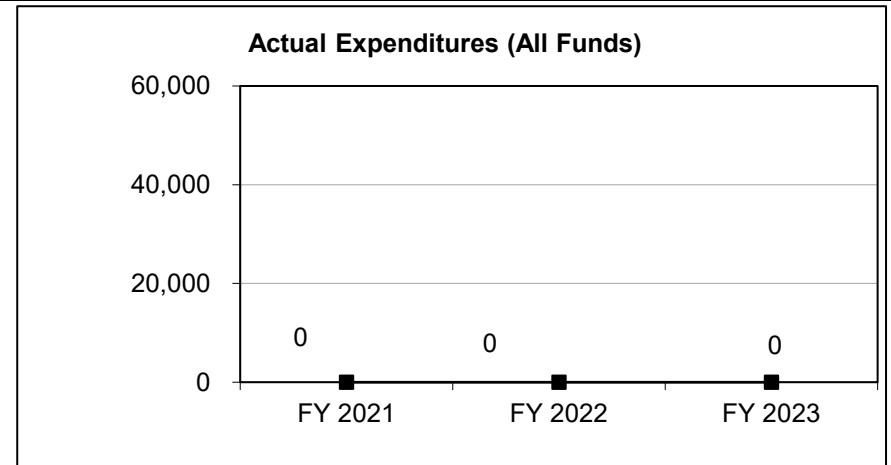
HB Section 06.241

3. PROGRAM LISTING (list programs included in this core funding)

Water Quality Monitoring - Elk River

4. FINANCIAL HISTORY

	FY 2021 Actual	FY 2022 Actual	FY 2023 Actual	FY 2024 Current Yr.
Appropriation (All Funds)	0	0	0	41,000
Less Reverted (All Funds)	0	0	0	(1,230)
Less Restricted (All Funds)	0	0	0	0
Budget Authority (All Funds)	0	0	0	39,770
Actual Expenditures (All Funds)	0	0	0	N/A
Unexpended (All Funds)	0	0	0	N/A
Unexpended, by Fund:				
General Revenue	0	0	0	N/A
Federal	0	0	0	N/A
Other	0	0	0	N/A



Reverted includes the statutory three-percent reserve amount (when applicable).

Restricted includes any Governor's Expenditure Restrictions which remained at the end of the fiscal year (when applicable).

NOTES:

The general assembly added one-time appropriation authority in FY 2024 to monitor water quality in the Elk River watershed.

CORE RECONCILIATION DETAIL

DEPARTMENT OF NATURAL RESOURCES WATER QUALITY MONITORING

5. CORE RECONCILIATION DETAIL

		Budget Class	FTE	GR	Federal	Other	Total	Explanation
TAFP AFTER VETOES								
		PD	0.00	41,000	0	0	41,000	
		Total	0.00	41,000	0	0	41,000	
DEPARTMENT CORE ADJUSTMENTS								
1x Expenditures	1040 4093	PD	0.00	(41,000)	0	0	(41,000)	Water Quality Monitoring Elk River appropriated as 1x GR funding.
NET DEPARTMENT CHANGES			0.00	(41,000)	0	0	(41,000)	
DEPARTMENT CORE REQUEST								
		PD	0.00	0	0	0	0	
		Total	0.00	0	0	0	0	
GOVERNOR'S RECOMMENDED CORE								
		PD	0.00	0	0	0	0	
		Total	0.00	0	0	0	0	

Department of Natural Resources

DECISION ITEM SUMMARY

Budget Unit								
Decision Item	FY 2023	FY 2023	FY 2024	FY 2024	FY 2025	FY 2025	*****	*****
Budget Object Summary	ACTUAL	ACTUAL	BUDGET	BUDGET	DEPT REQ	DEPT REQ	SECURED	SECURED
Fund	DOLLAR	FTE	DOLLAR	FTE	DOLLAR	FTE	COLUMN	COLUMN
WATER QUALITY MONITORING								
CORE								
PROGRAM-SPECIFIC								
GENERAL REVENUE	0	0.00	41,000	0.00	0	0.00	0	0.00
TOTAL - PD	0	0.00	41,000	0.00	0	0.00	0	0.00
TOTAL	0	0.00	41,000	0.00	0	0.00	0	0.00
GRAND TOTAL	\$0	0.00	\$41,000	0.00	\$0	0.00	\$0	0.00

9/22/23 14:52

im_disummary

Department of Natural Resources

DECISION ITEM DETAIL

Budget Unit	FY 2023	FY 2023	FY 2024	FY 2024	FY 2025	FY 2025	*****	*****
Decision Item	ACTUAL	ACTUAL	BUDGET	BUDGET	DEPT REQ	DEPT REQ	SECURED	SECURED
Budget Object Class	DOLLAR	FTE	DOLLAR	FTE	DOLLAR	FTE	COLUMN	COLUMN
WATER QUALITY MONITORING								
CORE								
PROGRAM DISTRIBUTIONS	0	0.00	41,000	0.00	0	0.00	0	0.00
TOTAL - PD	0	0.00	41,000	0.00	0	0.00	0	0.00
GRAND TOTAL	\$0	0.00	\$41,000	0.00	\$0	0.00	\$0	0.00
GENERAL REVENUE	\$0	0.00	\$41,000	0.00	\$0	0.00		0.00
FEDERAL FUNDS	\$0	0.00	\$0	0.00	\$0	0.00		0.00
OTHER FUNDS	\$0	0.00	\$0	0.00	\$0	0.00		0.00

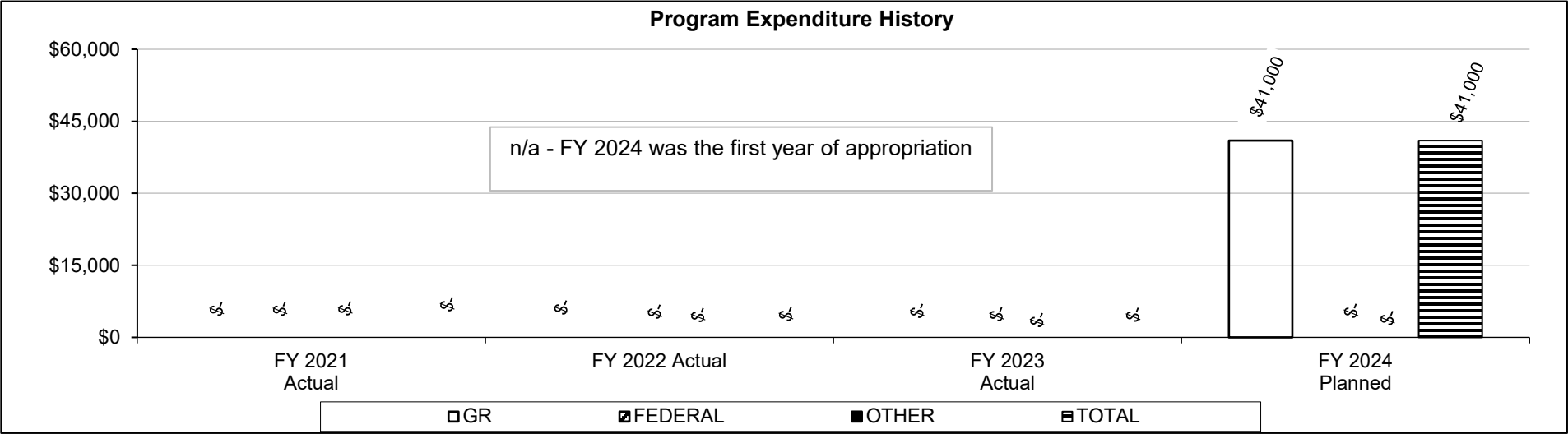
PROGRAM DESCRIPTION

Department of Natural Resources	HB Section(s): 6.241
DEQ - Water Protection Program	
Program is found in the following core budget(s): Water Quality Monitoring - Elk River	
1a. What strategic priority does this program address?	
Water Quality Monitoring Improvement	
1b. What does this program do?	
Additional ambient water quality monitoring in the Elk River watershed will provide updated information on the status of nutrients and bacteria in the Elk River and its major tributaries. The Elk River Total Maximum Daily Load (TMDL) for nutrients was approved by U.S. Environmental Protection Agency (EPA) in March 2004 and only limited nutrient data (i.e., Total Nitrogen, Total Phosphorous) has been collected since that time. Additionally, the major tributaries to the Elk River have not had bacteria (i.e., E.coli) data collected since 2007. Collecting additional nutrient and bacteria data in the Elk River watershed will provide updated information on how water quality may have changed over the past two decades and provide insight on what additional pollutant reductions may be necessary to achieve water quality standards.	
2a. Provide an activity measure(s) for the program.	
Completion of the one-time project and disbursement by June 30, 2024.	
2b. Provide a measure(s) of the program's quality.	
Completion of the project meets all planned specifications.	
2c. Provide a measure(s) of the program's impact (continued).	
Updated information provided on the status of nutrients and bacteria in the Elk River and its major tributaries.	
2d. Provide a measure(s) of the program's efficiency.	
Project is completed within budget.	

PROGRAM DESCRIPTION

Department of Natural Resources	HB Section(s): 6.241
DEQ - Water Protection Program	
Program is found in the following core budget(s): Water Quality Monitoring - Elk River	

3. Provide actual expenditures for the prior three fiscal years and planned expenditures for the current fiscal year. (Note: Amounts do not include fringe benefit costs.)



FY 2024 Planned is shown at full appropriation.

4. What are the sources of the "Other " funds?
Not applicable
5. What is the authorization for this program, i.e., federal or state statute, etc.? (Include the federal program number, if applicable.)
HB 6, Section 6.241 (2023)
6. Are there federal matching requirements? If yes, please explain.
No
7. Is this a federally mandated program? If yes, please explain.
No. Sampling specific to the Elk River watershed is not federally mandated, but the monitoring will be used to fulfill the federal requirements to identify impairments and develop strategies (TMDLs) for restoration.

CORE DECISION ITEM

Department of Natural Resources	Budget Unit <u>78865C</u>
Division of Environmental Quality	
Air Pollution Control Program Operations Core	HB Section <u>6.225</u>

1. CORE FINANCIAL SUMMARY

	FY 2025 Budget Request			
	GR	Federal	Other	Total
PS	611,373	1,280,159	4,033,088	5,924,620
EE	0	116,081	241,551	357,632
PSD	0	0	0	0
Total	611,373	1,396,240	4,274,639	6,282,252
FTE	4.40	21.19	65.79	91.38

Est. Fringe	373,121	781,281	2,461,394	3,615,796
--------------------	---------	---------	-----------	-----------

Note: Fringes budgeted in House Bill 5 except for certain fringes budgeted directly to MoDOT, Highway Patrol, and Conservation.

	FY 2025 Governor's Recommendation			
	GR	Fed	Other	Total
PS	0	0	0	0
EE	0	0	0	0
PSD	0	0	0	0
Total	0	0	0	0
FTE	0.00	0.00	0.00	0.00

Est. Fringe	0	0	0	0
--------------------	---	---	---	---

Note: Fringes budgeted in House Bill 5 except for certain fringes budgeted directly to MoDOT, Highway Patrol, and Conservation.

Other Funds: Missouri Air Emission Reduction Fund (0267); Volkswagen Environmental Mitigation Trust Proceeds Fund (0268); Natural Resources Protection Fund - Air Pollution Asbestos Fee Subaccount (0584); Natural Resources Protection Fund - Air Pollution Permit Fee Subaccount (0594)

Core Reduction: The FY 2025 Budget Request includes a core reduction of \$19,937 one-time Expense and Equipment (federal funds) from the FY 2024 budget. The request also includes a 4.60 FTE reduction (other funds), with a corresponding 4.60 FTE new decision item (GR).

2. CORE DESCRIPTION

The Air Pollution Control Program strives to maintain and improve the quality of Missouri's air to protect public health, general welfare, and the environment. The program issues construction and operating permits to help ensure facilities are built in compliance with the laws and rules designed to protect public health. The program, working with the department's regional offices, identifies facilities that are not in compliance and works with them to reach compliance. By collecting air monitoring and emission inventory information, the program provides benchmark data for the state's air-quality planning efforts. Air monitoring data can be measured against that benchmark to provide an indicator of whether air pollution control in Missouri is successful. In the St. Louis area, the department and the Missouri State Highway Patrol oversee the joint vehicle emissions and safety inspection program. The program's pass-through authority is located in a separate core decision item form.

3. PROGRAM LISTING (list programs included in this core funding)

Air Pollution Control Program

CORE DECISION ITEM

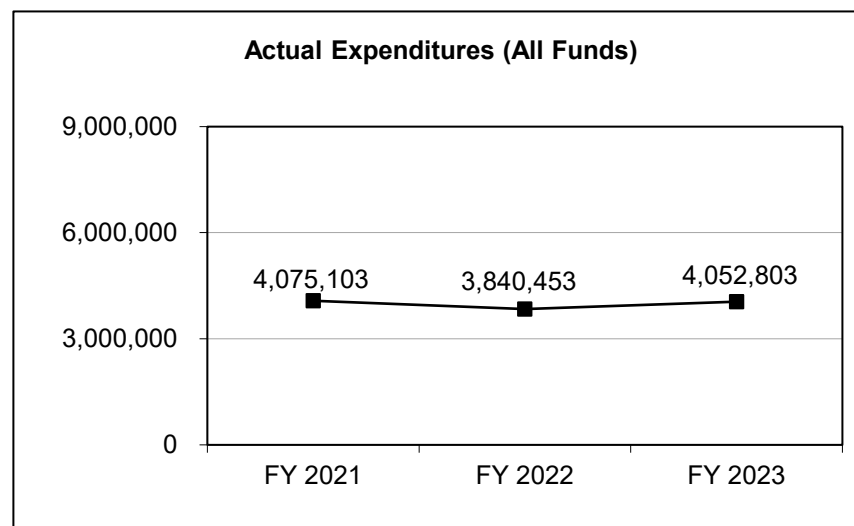
Department of Natural Resources
Division of Environmental Quality
Air Pollution Control Program Operations Core

Budget Unit 78865C

HB Section 6.225

4. FINANCIAL HISTORY

	FY 2021	FY 2022	FY 2023	FY 2024
	Actual	Actual	Actual	Current Yr.
Appropriation (All Funds)	5,314,289	5,293,119	5,643,091	6,302,189
Less Reverted (All Funds)	0	0	(7,241)	(18,341)
Less Restricted (All Funds)	0	0	0	0
Budget Authority (All Funds)	5,314,289	5,293,119	5,635,850	6,283,848
Actual Expenditures (All Funds)	4,075,103	3,840,453	4,052,803	N/A
Unexpended (All Funds)	1,239,186	1,452,666	1,583,047	N/A
Unexpended, by Fund:				
General Revenue	0	0	0	N/A
Federal	711,057	568,595	513,568	N/A
Other	528,129	884,071	1,069,479	N/A
	(1)	(1)	(1)	



Reverted includes the statutory three-percent reserve amount (when applicable).

Restricted includes any Governor's Expenditure Restrictions which remained at the end of the fiscal year (when applicable).

NOTES:

(1) The department continues to review operating expenditures to be efficient and effective with state resources.

CORE RECONCILIATION DETAIL

**DEPARTMENT OF NATURAL RESOURCES
AIR POLLUTION CONTROL PGRM**

5. CORE RECONCILIATION DETAIL

				Budget Class	FTE	GR	Federal	Other	Total	Explanation
TAFP AFTER VETOES										
				PS	95.98	611,373	1,280,159	4,033,088	5,924,620	
				EE	0.00	0	136,018	241,551	377,569	
				Total	95.98	611,373	1,416,177	4,274,639	6,302,189	
DEPARTMENT CORE ADJUSTMENTS										
1x Expenditures	708	5372		EE	0.00	0	(19,937)	0	(19,937)	Core reduction of FY 2024 one-time authority.
Core Reduction	711	5368		PS	(1.00)	0	0	0	0	The FY 2025 Budget Request include a 4.60 FTE reduction (Federal and Other funds) with a corresponding increase of 4.60 FTE new decision item (GR).
Core Reduction	711	5367		PS	(0.10)	0	0	0	0	The FY 2025 Budget Request include a 4.60 FTE reduction (Federal and Other funds) with a corresponding increase of 4.60 FTE new decision item (GR).
Core Reduction	711	5369		PS	(3.50)	0	0	0	0	The FY 2025 Budget Request include a 4.60 FTE reduction (Federal and Other funds) with a corresponding increase of 4.60 FTE new decision item (GR).
Core Reallocation	709	5369		PS	0.00	0	0	0	0	Core reallocations will more closely align the budget with planned spending.
Core Reallocation	709	9585		PS	0.00	0	0	0	(0)	Core reallocations will more closely align the budget with planned spending.

CORE RECONCILIATION DETAIL

**DEPARTMENT OF NATURAL RESOURCES
AIR POLLUTION CONTROL PGRM**

5. CORE RECONCILIATION DETAIL

				Budget Class	FTE	GR	Federal	Other	Total	Explanation
DEPARTMENT CORE ADJUSTMENTS										
Core Reallocation	709	4594	PS		0.00	0	0	0		0 Core reallocations will more closely align the budget with planned spending.
Core Reallocation	709	5368	PS		0.00	0	0	0		0 Core reallocations will more closely align the budget with planned spending.
Core Reallocation	709	5367	PS		0.00	0	0	0		0 Core reallocations will more closely align the budget with planned spending.
Core Reallocation	709	4381	PS		0.00	0	0	0		(0) Core reallocations will more closely align the budget with planned spending.
NET DEPARTMENT CHANGES					(4.60)	0	(19,937)	0	(19,937)	
DEPARTMENT CORE REQUEST										
			PS		91.38	611,373	1,280,159	4,033,088	5,924,620	
			EE		0.00	0	116,081	241,551	357,632	
			Total		91.38	611,373	1,396,240	4,274,639	6,282,252	
GOVERNOR'S RECOMMENDED CORE										
			PS		91.38	611,373	1,280,159	4,033,088	5,924,620	
			EE		0.00	0	116,081	241,551	357,632	
			Total		91.38	611,373	1,396,240	4,274,639	6,282,252	

Department of Natural Resources

DECISION ITEM SUMMARY

Budget Unit								
Decision Item	FY 2023	FY 2023	FY 2024	FY 2024	FY 2025	FY 2025	*****	*****
Budget Object Summary	ACTUAL	ACTUAL	BUDGET	BUDGET	DEPT REQ	DEPT REQ	SECURED	SECURED
Fund	DOLLAR	FTE	DOLLAR	FTE	DOLLAR	FTE	COLUMN	COLUMN
AIR POLLUTION CONTROL PGRM								
CORE								
PERSONAL SERVICES								
GENERAL REVENUE	234,139	3.73	611,373	4.40	611,373	4.40	0	0.00
DEPT NATURAL RESOURCES	674,441	11.78	1,280,159	21.29	1,280,159	21.19	0	0.00
MO AIR EMISSION REDUCTION	781,124	14.63	989,109	15.53	989,109	15.53	0	0.00
VW ENV TRUST FUND	65,097	1.12	129,510	1.93	129,510	1.93	0	0.00
NRP-AIR POLLUTION ASBESTOS FEE	8,873	0.16	228,272	5.09	228,272	4.09	0	0.00
NRP-AIR POLLUTION PERMIT FEE	2,142,856	38.86	2,686,197	47.74	2,686,197	44.24	0	0.00
TOTAL - PS	3,906,530	70.28	5,924,620	95.98	5,924,620	91.38	0	0.00
EXPENSE & EQUIPMENT								
DEPT NATURAL RESOURCES	14,538	0.00	136,018	0.00	116,081	0.00	0	0.00
MO AIR EMISSION REDUCTION	57,536	0.00	65,902	0.00	65,902	0.00	0	0.00
VW ENV TRUST FUND	96	0.00	37,836	0.00	37,836	0.00	0	0.00
NRP-AIR POLLUTION ASBESTOS FEE	8,514	0.00	21,716	0.00	21,716	0.00	0	0.00
NRP-AIR POLLUTION PERMIT FEE	65,589	0.00	116,097	0.00	116,097	0.00	0	0.00
TOTAL - EE	146,273	0.00	377,569	0.00	357,632	0.00	0	0.00
TOTAL	4,052,803	70.28	6,302,189	95.98	6,282,252	91.38	0	0.00
Anhydrous Ammonia - 1780005								
PERSONAL SERVICES								
GENERAL REVENUE	0	0.00	0	0.00	169,296	0.00	0	0.00
TOTAL - PS	0	0.00	0	0.00	169,296	0.00	0	0.00
EXPENSE & EQUIPMENT								
GENERAL REVENUE	0	0.00	0	0.00	139,815	0.00	0	0.00
TOTAL - EE	0	0.00	0	0.00	139,815	0.00	0	0.00
TOTAL	0	0.00	0	0.00	309,111	0.00	0	0.00

9/22/23 14:52

im_disummary

Department of Natural Resources

DECISION ITEM SUMMARY

Budget Unit								
Decision Item	FY 2023	FY 2023	FY 2024	FY 2024	FY 2025	FY 2025	*****	*****
Budget Object Summary	ACTUAL	ACTUAL	BUDGET	BUDGET	DEPT REQ	DEPT REQ	SECURED	SECURED
Fund	DOLLAR	FTE	DOLLAR	FTE	DOLLAR	FTE	COLUMN	COLUMN
AIR POLLUTION CONTROL PGRM								
GR FTE Alignment - 1780027								
PERSONAL SERVICES								
GENERAL REVENUE	0	0.00	0	0.00	0	4.60	0	0.00
TOTAL - PS	0	0.00	0	0.00	0	4.60	0	0.00
TOTAL	0	0.00	0	0.00	0	4.60	0	0.00
GRAND TOTAL	\$4,052,803	70.28	\$6,302,189	95.98	\$6,591,363	95.98	\$0	0.00

9/22/23 14:52

im_disummary

Department of Natural Resources

DECISION ITEM DETAIL

Budget Unit	FY 2023	FY 2023	FY 2024	FY 2024	FY 2025	FY 2025	*****	*****
Decision Item	ACTUAL	ACTUAL	BUDGET	BUDGET	DEPT REQ	DEPT REQ	SECURED	SECURED
Budget Object Class	DOLLAR	FTE	DOLLAR	FTE	DOLLAR	FTE	COLUMN	COLUMN
AIR POLLUTION CONTROL PGRM								
CORE								
STAFF DIRECTOR	15,260	0.17	98,958	1.00	0	(0.00)	0	0.00
LEGAL COUNSEL	3,717	0.05	0	0.00	0	0.00	0	0.00
MISCELLANEOUS PROFESSIONAL	51,263	0.97	0	0.00	0	0.00	0	0.00
SPECIAL ASST PROFESSIONAL	53,444	0.75	67,283	0.84	0	0.00	0	0.00
ADMIN SUPPORT ASSISTANT	132,859	3.71	151,237	4.00	151,373	4.00	0	0.00
LEAD ADMIN SUPPORT ASSISTANT	110,787	3.00	117,445	3.00	117,445	3.00	0	0.00
ADMIN SUPPORT PROFESSIONAL	42,574	0.99	45,133	1.00	45,132	1.00	0	0.00
ADMINISTRATIVE MANAGER	69,063	1.00	73,215	1.00	73,214	1.00	0	0.00
PROGRAM ASSISTANT	42,107	1.00	44,642	1.00	44,642	1.00	0	0.00
ASSOC RESEARCH/DATA ANALYST	54,710	1.29	91,539	2.00	88,647	2.00	0	0.00
RESEARCH/DATA ANALYST	81,082	1.59	110,341	2.00	106,400	2.00	0	0.00
SR PUBLIC RELATIONS SPECIALIST	15,653	0.31	17,034	0.32	17,531	0.32	0	0.00
PUBLIC RELATIONS COORDINATOR	14,470	0.25	15,743	0.26	15,583	0.26	0	0.00
ASSISTANT ENGINEER	125,133	2.26	0	0.00	0	0.00	0	0.00
ASSOCIATE ENGINEER	604,522	10.22	1,179,829	19.00	1,173,402	19.00	0	0.00
PROFESSIONAL ENGINEER	140,884	2.11	552,098	7.98	543,664	8.00	0	0.00
ENGINEER SUPERVISOR	292,448	3.97	313,008	3.81	313,008	4.00	0	0.00
ENVIRONMENTAL PROGRAM ASST	265,741	6.38	0	0.00	0	0.00	0	0.00
ENVIRONMENTAL PROGRAM ANALYST	554,742	11.14	1,415,513	26.91	1,657,105	22.51	0	0.00
ENVIRONMENTAL PROGRAM SPEC	426,852	7.34	707,312	9.57	547,529	9.00	0	0.00
ENVIRONMENTAL PROGRAM SPV	292,285	4.80	390,683	6.00	384,254	6.00	0	0.00
ENVIRONMENTAL PROGRAM MANAGER	441,416	5.79	389,217	5.00	488,173	6.00	0	0.00
ACCOUNTS ASSISTANT	4,927	0.14	6,530	0.18	6,914	0.20	0	0.00
SENIOR ACCOUNTS ASSISTANT	3,046	0.07	2,731	0.06	2,974	0.07	0	0.00
ACCOUNTANT	0	0.00	57,768	0.00	0	0.00	0	0.00
SENIOR EPIDEMIOLOGIST	67,545	0.98	73,233	1.00	73,233	1.00	0	0.00
LEGAL COUNSEL	0	0.00	4,128	0.05	74,397	1.02	0	0.00
TOTAL - PS	3,906,530	70.28	5,924,620	95.98	5,924,620	91.38	0	0.00
TRAVEL, IN-STATE	52,737	0.00	76,356	0.00	76,356	0.00	0	0.00
TRAVEL, OUT-OF-STATE	7,628	0.00	10,040	0.00	12,040	0.00	0	0.00
SUPPLIES	17,514	0.00	51,342	0.00	50,987	0.00	0	0.00
PROFESSIONAL DEVELOPMENT	5,380	0.00	27,216	0.00	26,716	0.00	0	0.00

Department of Natural Resources

DECISION ITEM DETAIL

Budget Unit	FY 2023	FY 2023	FY 2024	FY 2024	FY 2025	FY 2025	*****	*****
Decision Item	ACTUAL	ACTUAL	BUDGET	BUDGET	DEPT REQ	DEPT REQ	SECURED	SECURED
Budget Object Class	DOLLAR	FTE	DOLLAR	FTE	DOLLAR	FTE	COLUMN	COLUMN
AIR POLLUTION CONTROL PGRM								
CORE								
COMMUNICATION SERV & SUPP	20,863	0.00	39,671	0.00	39,671	0.00	0	0.00
PROFESSIONAL SERVICES	17,995	0.00	87,555	0.00	87,305	0.00	0	0.00
M&R SERVICES	8,873	0.00	24,002	0.00	25,002	0.00	0	0.00
COMPUTER EQUIPMENT	0	0.00	5,460	0.00	0	0.00	0	0.00
MOTORIZED EQUIPMENT	0	0.00	500	0.00	500	0.00	0	0.00
OFFICE EQUIPMENT	1,878	0.00	27,550	0.00	11,678	0.00	0	0.00
OTHER EQUIPMENT	12,890	0.00	8,522	0.00	8,522	0.00	0	0.00
BUILDING LEASE PAYMENTS	60	0.00	10,320	0.00	10,070	0.00	0	0.00
EQUIPMENT RENTALS & LEASES	0	0.00	2,234	0.00	1,984	0.00	0	0.00
MISCELLANEOUS EXPENSES	455	0.00	6,801	0.00	6,801	0.00	0	0.00
TOTAL - EE	146,273	0.00	377,569	0.00	357,632	0.00	0	0.00
GRAND TOTAL	\$4,052,803	70.28	\$6,302,189	95.98	\$6,282,252	91.38	\$0	0.00
GENERAL REVENUE	\$234,139	3.73	\$611,373	4.40	\$611,373	4.40		0.00
FEDERAL FUNDS	\$688,979	11.78	\$1,416,177	21.29	\$1,396,240	21.19		0.00
OTHER FUNDS	\$3,129,685	54.77	\$4,274,639	70.29	\$4,274,639	65.79		0.00

CORE DECISION ITEM

Department of Natural Resources					Budget Unit 79230C				
Division of Environmental Quality									
Air Pollution Control Grants and Contracts PSD Core					HB Section 6.255				
1. CORE FINANCIAL SUMMARY									
FY 2025 Budget Request					FY 2025 Governor's Recommendation				
	GR	Federal	Other	Total		GR	Fed	Other	Total
PS	0	0	0	0	PS	0	0	0	0
EE	0	0	0	0	EE	0	0	0	0
PSD	0	3,686,494	13,600,000	17,286,494	PSD	0	0	0	0
Total	0	3,686,494	13,600,000	17,286,494	Total	0	0	0	0
FTE	0.00	0.00	0.00	0.00	FTE	0.00	0.00	0.00	0.00
Est. Fringe	0	0	0	0	Est. Fringe	0	0	0	0
Note: Fringes budgeted in House Bill 5 except for certain fringes budgeted directly to MoDOT, Highway Patrol, and Conservation.					Note: Fringes budgeted in House Bill 5 except for certain fringes budgeted directly to MoDOT, Highway Patrol, and Conservation.				
Other Funds: Volkswagen Environmental Mitigation Trust Proceeds Fund (0268); Natural Resources Protection Fund - Air Pollution Permit Fee Subaccount (0594)									
2. CORE DESCRIPTION									
The Air Pollution Control Program provides financial assistance to entities through grants or contracts to carry out activities aimed at reducing air pollution.									

CORE DECISION ITEM

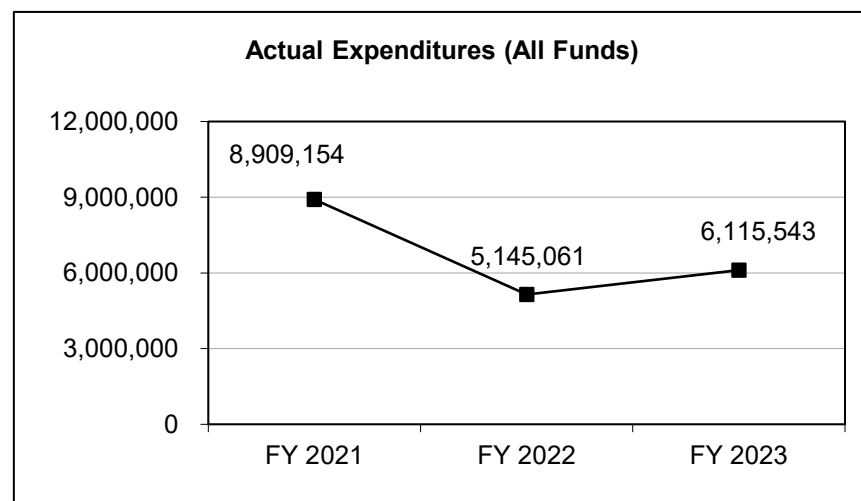
Department of Natural Resources	Budget Unit <u>79230C</u>
Division of Environmental Quality	
Air Pollution Control Grants and Contracts PSD Core	HB Section <u>6.255</u>

3. PROGRAM LISTING (list programs included in this core funding)

Air Pollution Control Program

4. FINANCIAL HISTORY

	FY 2021	FY 2022	FY 2023	FY 2024
	Actual	Actual	Actual	Current Yr.
Appropriation (All Funds)	15,100,000	14,600,000	14,600,000	17,286,494
Less Reverted (All Funds)	0	0	0	0
Less Restricted (All Funds)	0	0	0	0
Budget Authority (All Funds)	15,100,000	14,600,000	14,600,000	17,286,494
Actual Expenditures (All Funds)	8,909,154	5,145,061	6,115,543	N/A
Unexpended (All Funds)	6,190,846	9,454,939	8,484,457	N/A
Unexpended, by Fund:				
General Revenue	0	0	0	N/A
Federal	1,198,006	724,334	562,401	N/A
Other	4,992,840	8,730,065	7,922,056	N/A
	(1)(2)	(1)(2)	(1)(2)	(1)



Reverted includes the statutory three-percent reserve amount (when applicable).

Restricted includes any Governor's Expenditure Restrictions which remained at the end of the fiscal year (when applicable).

NOTES:

(1) Unexpended appropriations are due to timing of grant awards and payments to subgrantees.

(2) Volkswagen Mitigation Trust Fund appropriation (other funds) of \$13,500,000 FY 2021 through FY 2024; expenditures totaled \$8,558,310 in FY 2021, \$4,814,718 in FY 2022, and \$5,628,430 in FY 2023.

CORE RECONCILIATION DETAIL

DEPARTMENT OF NATURAL RESOURCES AIR POLLUTION CONTROL GRANTS

5. CORE RECONCILIATION DETAIL

	Budget Class	FTE	GR	Federal	Other	Total	Explanation
TAFP AFTER VETOES							
	PD	0.00	0	3,686,494	13,600,000	17,286,494	
	Total	0.00	0	3,686,494	13,600,000	17,286,494	
DEPARTMENT CORE REQUEST							
	PD	0.00	0	3,686,494	13,600,000	17,286,494	
	Total	0.00	0	3,686,494	13,600,000	17,286,494	
GOVERNOR'S RECOMMENDED CORE							
	PD	0.00	0	3,686,494	13,600,000	17,286,494	
	Total	0.00	0	3,686,494	13,600,000	17,286,494	

Department of Natural Resources

DECISION ITEM SUMMARY

Budget Unit								
Decision Item	FY 2023	FY 2023	FY 2024	FY 2024	FY 2025	FY 2025	*****	*****
Budget Object Summary	ACTUAL	ACTUAL	BUDGET	BUDGET	DEPT REQ	DEPT REQ	SECURED	SECURED
Fund	DOLLAR	FTE	DOLLAR	FTE	DOLLAR	FTE	COLUMN	COLUMN
AIR POLLUTION CONTROL GRANTS								
CORE								
PROGRAM-SPECIFIC								
DEPT NATURAL RESOURCES	437,599	0.00	3,686,494	0.00	3,686,494	0.00	0	0.00
VW ENV TRUST FUND	5,628,430	0.00	13,500,000	0.00	13,500,000	0.00	0	0.00
NRP-AIR POLLUTION PERMIT FEE	49,514	0.00	100,000	0.00	100,000	0.00	0	0.00
TOTAL - PD	6,115,543	0.00	17,286,494	0.00	17,286,494	0.00	0	0.00
TOTAL	6,115,543	0.00	17,286,494	0.00	17,286,494	0.00	0	0.00
GRAND TOTAL	\$6,115,543	0.00	\$17,286,494	0.00	\$17,286,494	0.00	\$0	0.00

9/22/23 14:52

im_disummary

Department of Natural Resources

DECISION ITEM DETAIL

Budget Unit	FY 2023	FY 2023	FY 2024	FY 2024	FY 2025	FY 2025	*****	*****
Decision Item	ACTUAL	ACTUAL	BUDGET	BUDGET	DEPT REQ	DEPT REQ	SECURED	SECURED
Budget Object Class	DOLLAR	FTE	DOLLAR	FTE	DOLLAR	FTE	COLUMN	COLUMN
AIR POLLUTION CONTROL GRANTS								
CORE								
PROGRAM DISTRIBUTIONS	6,115,543	0.00	17,286,494	0.00	17,286,494	0.00	0	0.00
TOTAL - PD	6,115,543	0.00	17,286,494	0.00	17,286,494	0.00	0	0.00
GRAND TOTAL	\$6,115,543	0.00	\$17,286,494	0.00	\$17,286,494	0.00	\$0	0.00
GENERAL REVENUE	\$0	0.00	\$0	0.00	\$0	0.00		0.00
FEDERAL FUNDS	\$437,599	0.00	\$3,686,494	0.00	\$3,686,494	0.00		0.00
OTHER FUNDS	\$5,677,944	0.00	\$13,600,000	0.00	\$13,600,000	0.00		0.00

PROGRAM DESCRIPTION

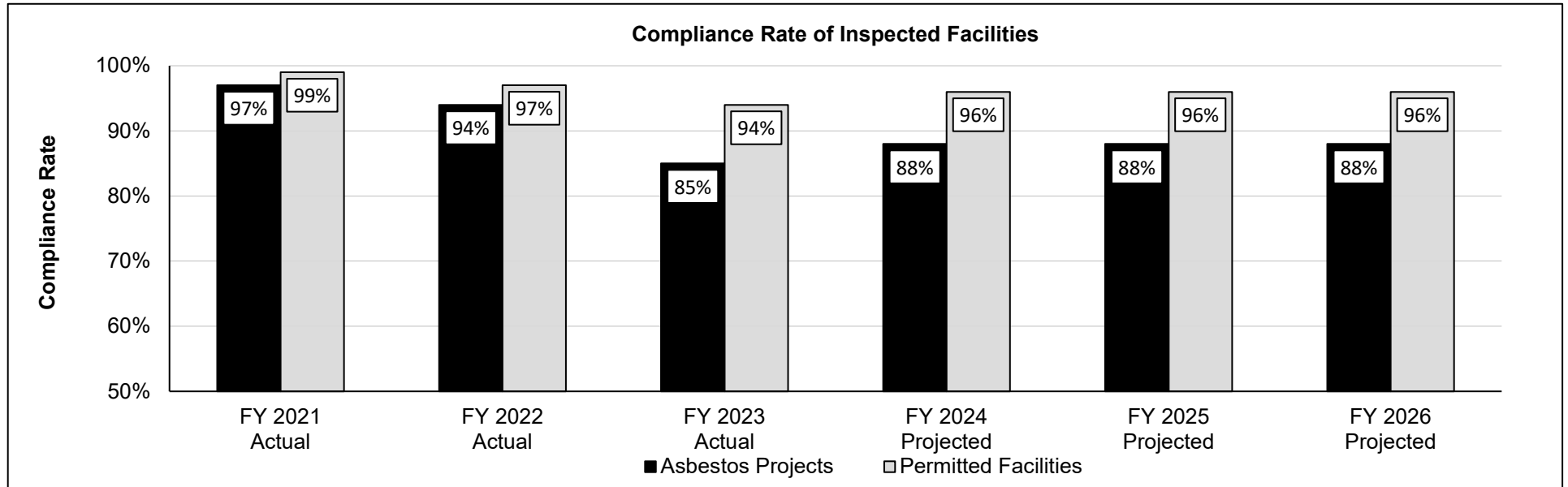
Department of Natural Resources

HB Section(s): 6.225, 6.255

DEQ - Air Pollution Control Program

Program is found in the following core budget(s): Air Pollution Control Program

2a. Provide an activity measure(s) for the program.



Asbestos Projects: The base compliance rate goal for regulated asbestos projects is 85%; the stretch goal is 100%.

Permitted Facilities: The base compliance rate goal for permitted facilities is 94%; the stretch goal is 100%.

-The lower Asbestos Compliance Rate in FY 2023 is due to fewer inspections conducted (largely due to vacancies) with more violations documented during those inspections.

The Department commits to U.S. Environmental Protection Agency to conduct a minimum of 600 annual inspections of permitted facilities and asbestos projects. In FY 2023, the department inspected 78 (of 175) regulated asbestos abatement projects and 682 (of 2,053) permitted facilities, for a total of 760 inspections.

All facility types (Part 70 Permit, Intermediate Permit, No Operating Permit, and Construction Permit-No Operating Permit) are included in an inspection rotation that ranges from 2 to 7 years based upon facility type.

PROGRAM DESCRIPTION

Department of Natural Resources

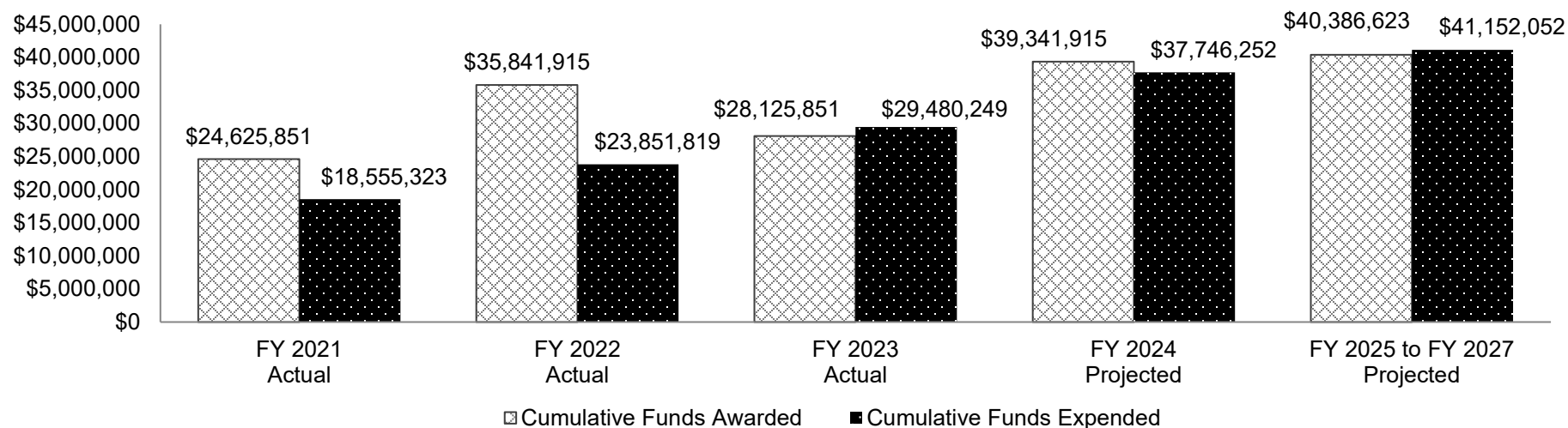
HB Section(s): 6.225, 6.255

DEQ - Air Pollution Control Program

Program is found in the following core budget(s): Air Pollution Control Program

2a. Provide an activity measure(s) for the program (continued).

Volkswagen Environmental Mitigation Trust Fund Proceeds Awarded and Expended



Activity is measured by VW Trust funds awarded and expended during the fiscal year. FY 2019 was the first year of appropriation. FY 2019 through FY 2022 includes \$1 million of funds appropriated to the Department of Corrections. By FY 2027, the entire \$41,152,051 of the trust will be expended. Awarded projects are typically only paid upon completion of all program requirements, unless circumstances exist that require advanced payment. Therefore, payment for awarded projects may not occur in the same fiscal year as the award is approved.

In FY 2020, the Department awarded approximately \$7.6 million in projects, but was not able to disperse all of these funds by fiscal year end. These awards were processed and distributed in FY 2021, FY 2022 and FY2023 due to disruptions in the supply chain.

PROGRAM DESCRIPTION

Department of Natural Resources

HB Section(s): 6.225, 6.255

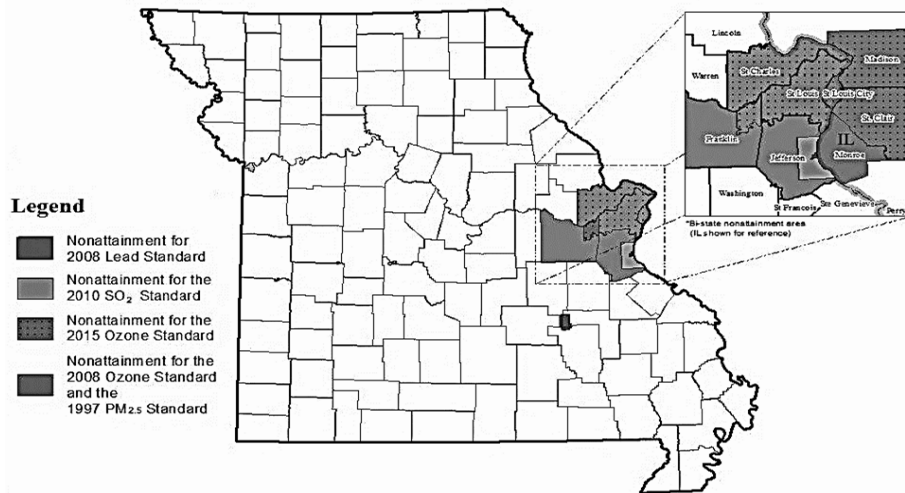
DEQ - Air Pollution Control Program

Program is found in the following core budget(s): Air Pollution Control Program

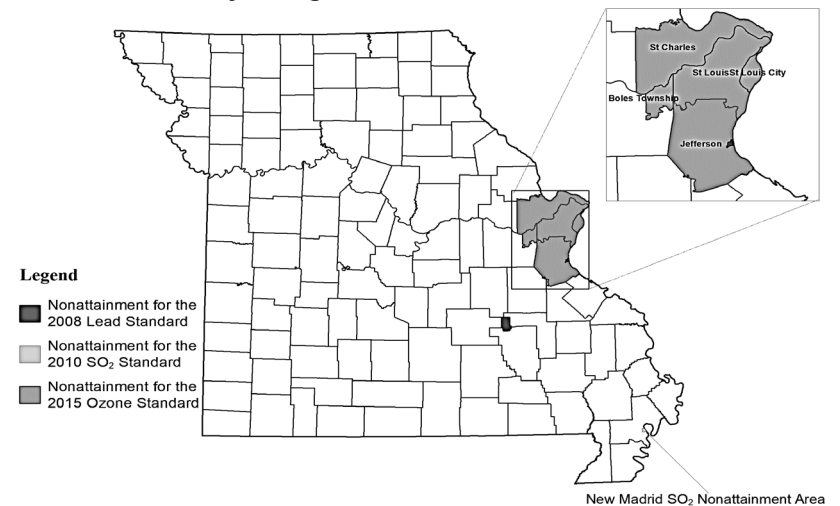
2b. Provide a measure(s) of the program's quality.

Population Areas Based on Current Air Quality Designations (Attainment Population 67%; Nonattainment Population 33%)

Prior Designated Nonattainment Areas



Currently Designated Nonattainment Areas



In January of 2022, EPA redesignated the nonattainment areas located in Jefferson and Jackson counties to attainment for the 2010 Sulfur Dioxide Standard. In September of 2018, EPA redesignated the St. Louis nonattainment area to attainment for the 2008 ozone standard. The entire state is now in attainment with the 2008 ozone standard. The City of St. Louis, the Counties of St. Charles, St. Louis, and Jefferson and Boles Township of Franklin County are currently designated nonattainment for the 2015 Ozone standard. In addition, in 2020, EPA designated a portion of New Madrid County as nonattainment for the 2010 Sulfur Dioxide standard.

Base Goal: Prior to the redesignations for Jackson and Jefferson counties, 66% of Missourians lived in designated attainment areas. Now 67% of Missourians live in designated attainment areas.

Stretch Goal: Attainment areas are reviewed as federal air quality standards are updated (the Clean Air Act requires EPA to evaluate standards every five years) and as air quality monitoring data is quality assured. The ultimate goal is for 100% of the population to live in areas that meet all national ambient air quality standards.

PROGRAM DESCRIPTION

Department of Natural Resources

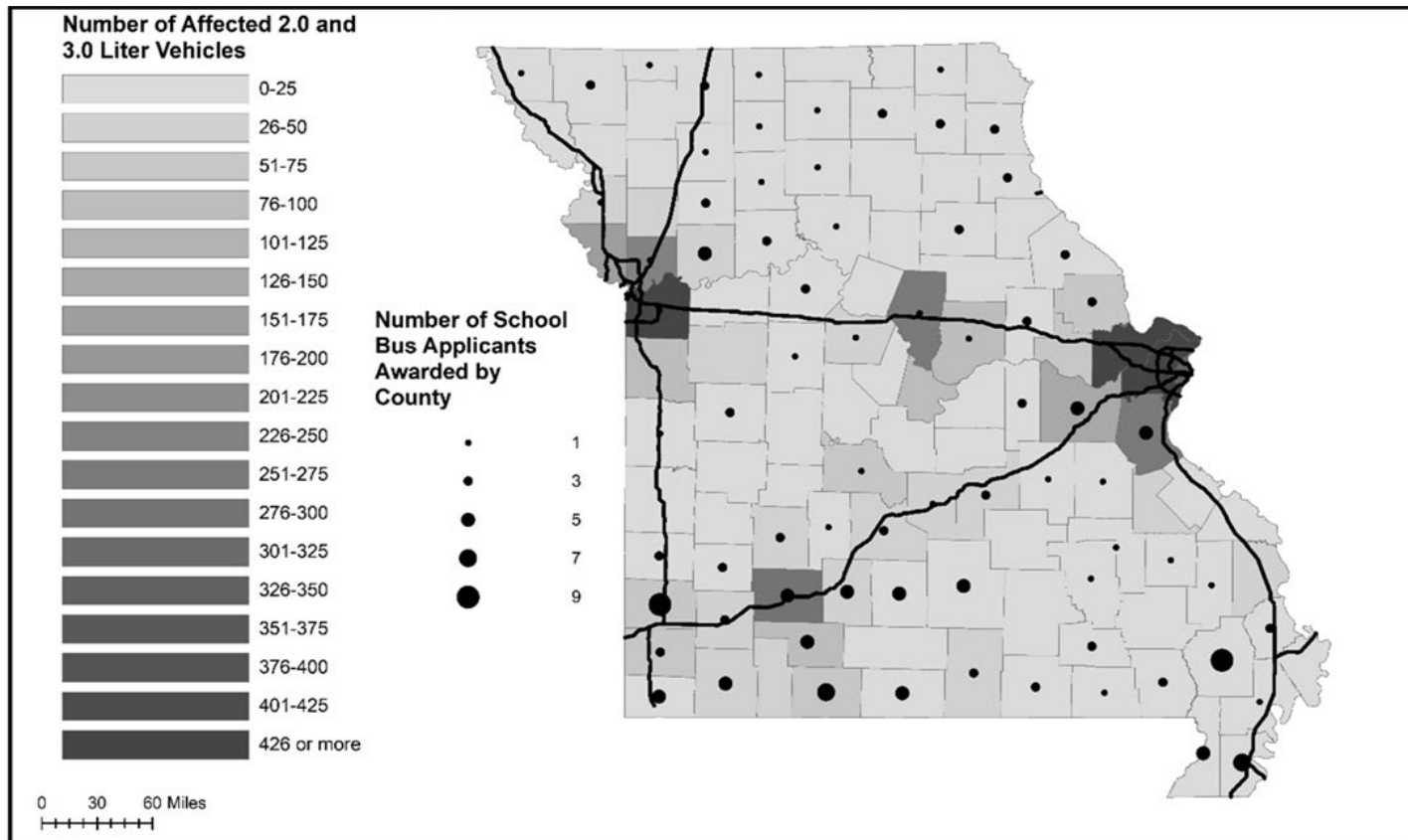
HB Section(s): 6.225, 6.255

DEQ - Air Pollution Control Program

Program is found in the following core budget(s): Air Pollution Control Program

2b. Provide a measure(s) of the program's quality (continued).

Volkswagen School Bus Total Applications Awarded



The map shows applications (circles) for school buses awarded to date and represent districts that own their own buses.

Applicants align spatially with the planned goal of spreading the new buses across the state, and their emission reductions will begin to offset emissions in counties with the higher numbers of affected Volkswagen vehicles.

Since implementation of the trust, the department has approved 195 school bus replacement awards in 65 counties.

PROGRAM DESCRIPTION

Department of Natural Resources

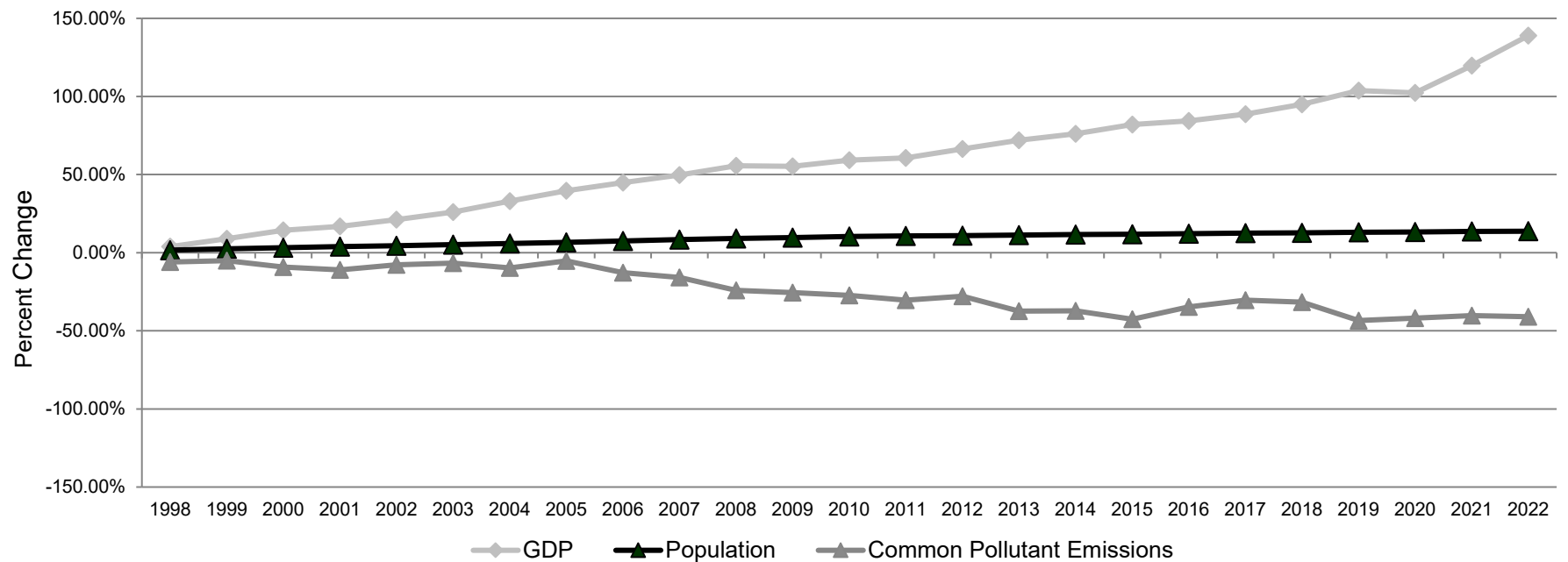
HB Section(s): 6.225, 6.255

DEQ - Air Pollution Control Program

Program is found in the following core budget(s): Air Pollution Control Program

2c. Provide a measure(s) of the program's impact.

Missouri Economic Indicators versus Emissions of Common Pollutants



Base/Stretch Goal: Missouri's emissions continue to trend downward as economic investment and development increases.

Common Pollutants include: Carbon Monoxide, Fine Particulate, Sulfur Dioxide, Nitrogen Dioxide, and Volatile Organic Compounds

This chart reflects the most recent available data.

PROGRAM DESCRIPTION

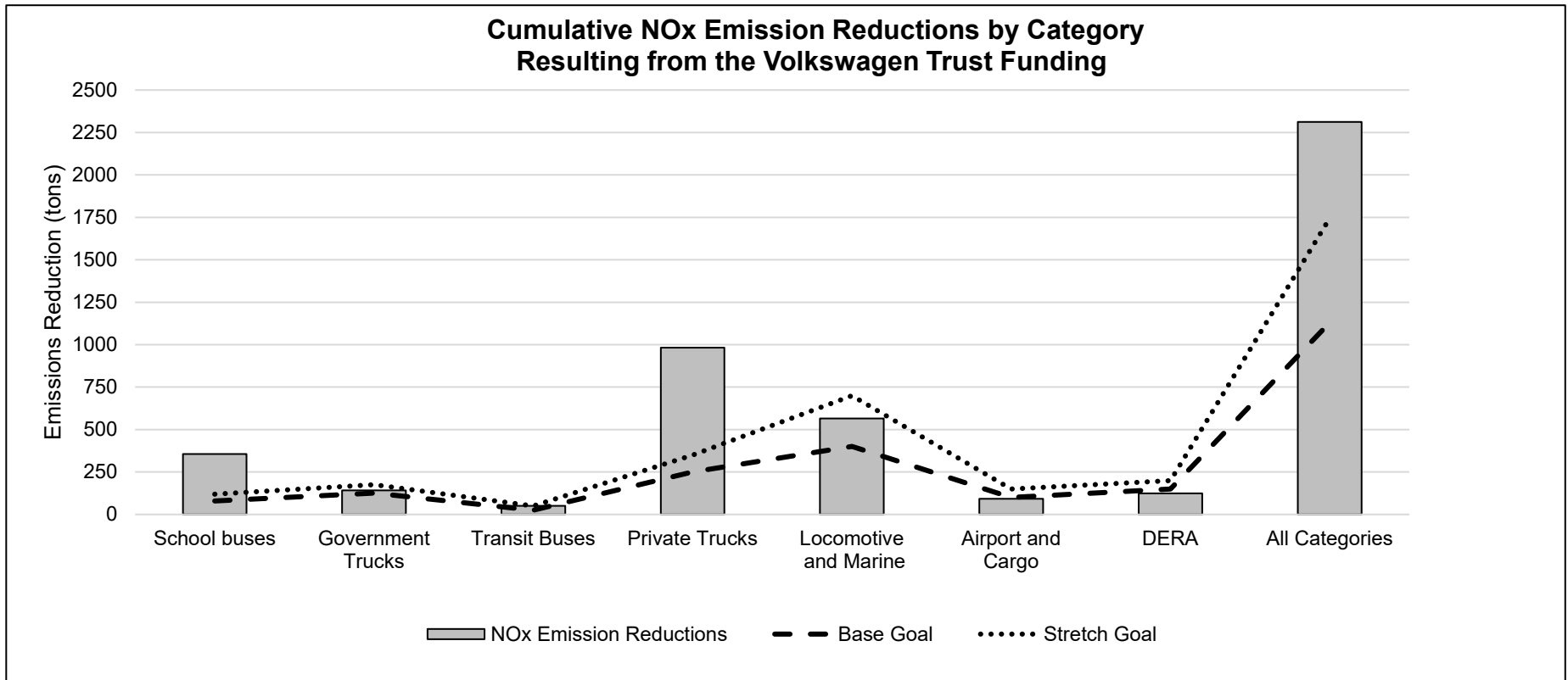
Department of Natural Resources

HB Section(s): 6.225, 6.255

DEQ - Air Pollution Control Program

Program is found in the following core budget(s): Air Pollution Control Program

2c. Provide a measure(s) of the program's impact (continued).



Beginning in FY 2019, emission reduction goals were estimated assuming average emission reductions based on the amount of funding allocated to the eight different award categories under Missouri's Beneficiary Mitigation Plan. Actual emission reductions are the result of the projects selected and completed. Although awarded in FY 2020 and FY 2021, projects continued through FY 2022 and FY 2023. The chart is based on awarded applications and represents the expected total overall emission reductions.

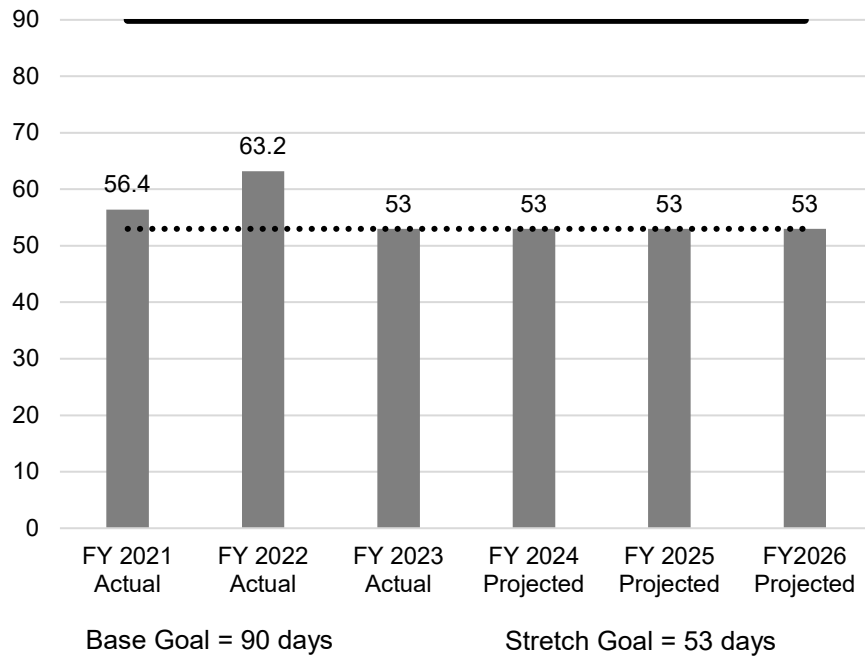
PROGRAM DESCRIPTION

Department of Natural Resources
 DEQ - Air Pollution Control Program
 Program is found in the following core budget(s): Air Pollution Control Program

HB Section(s): 6.225, 6.255

2d. Provide a measure(s) of the program's efficiency.

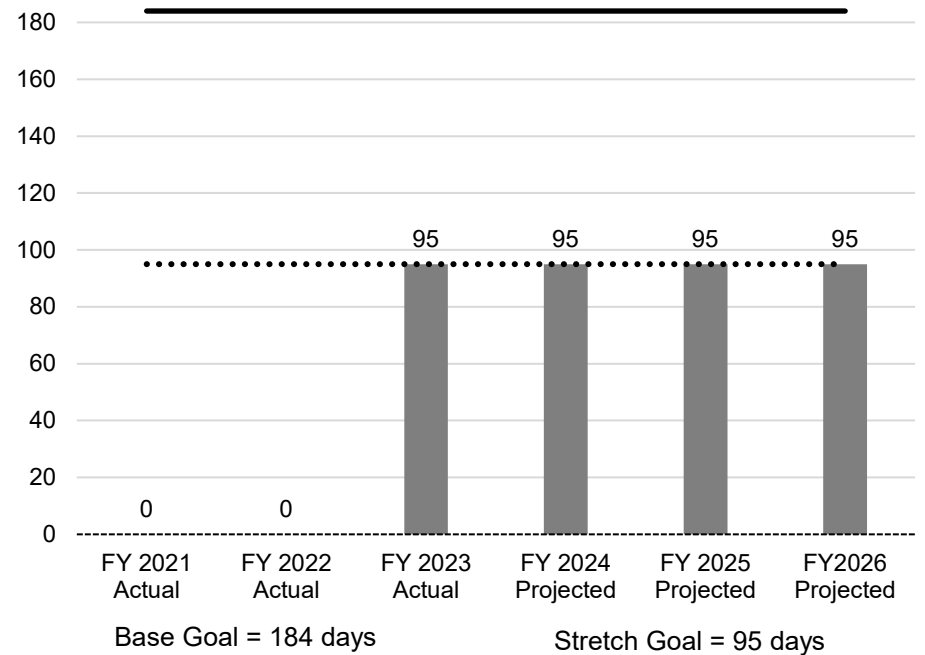
Days to Issue De Minimis/Minor Permits



FY 2021 numbers were impacted by a high number of vacant permit writer positions.

Regulatory and statutory requirements are to issue permits in 90 days for De Minimis/Minor or 184 days for Major permit types.

Days to Issue Major Permits



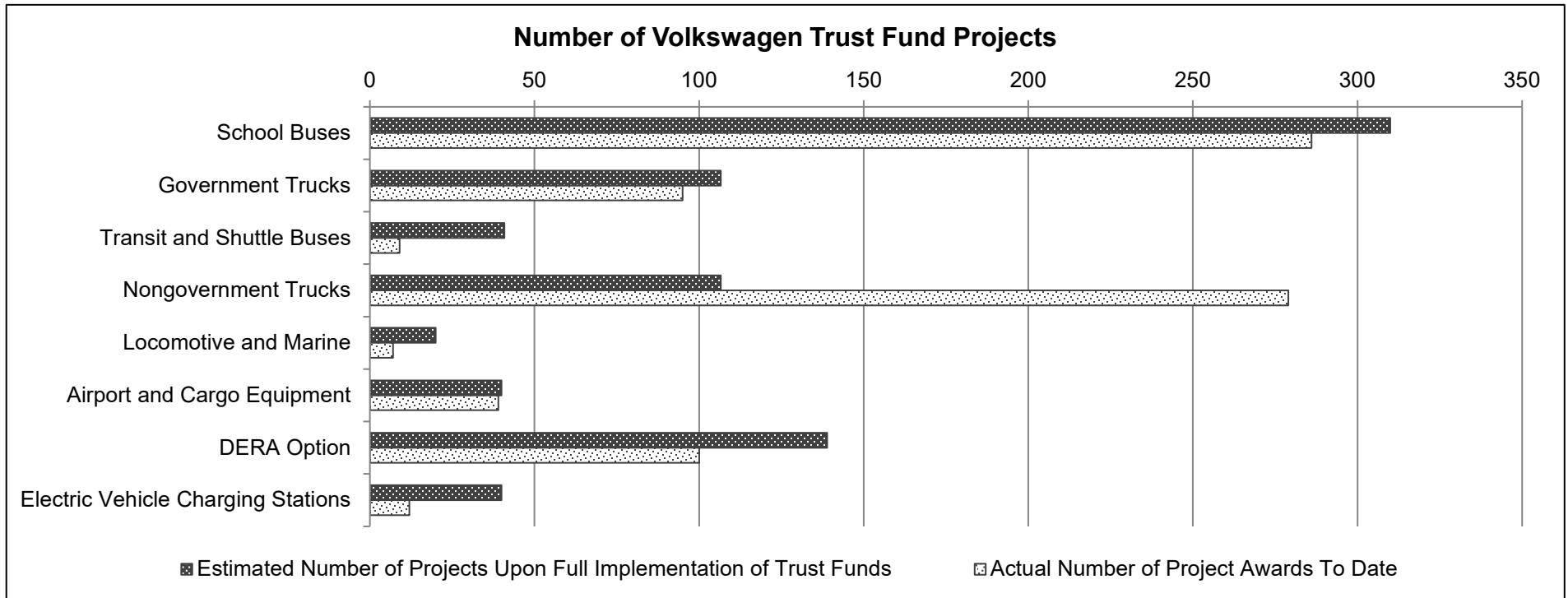
No major permits issued in FY 2021 or FY 2022.

PROGRAM DESCRIPTION

Department of Natural Resources
 DEQ - Air Pollution Control Program
 Program is found in the following core budget(s): Air Pollution Control Program

HB Section(s): 6.225, 6.255

2d. Provide a measure(s) of the program's efficiency (continued).

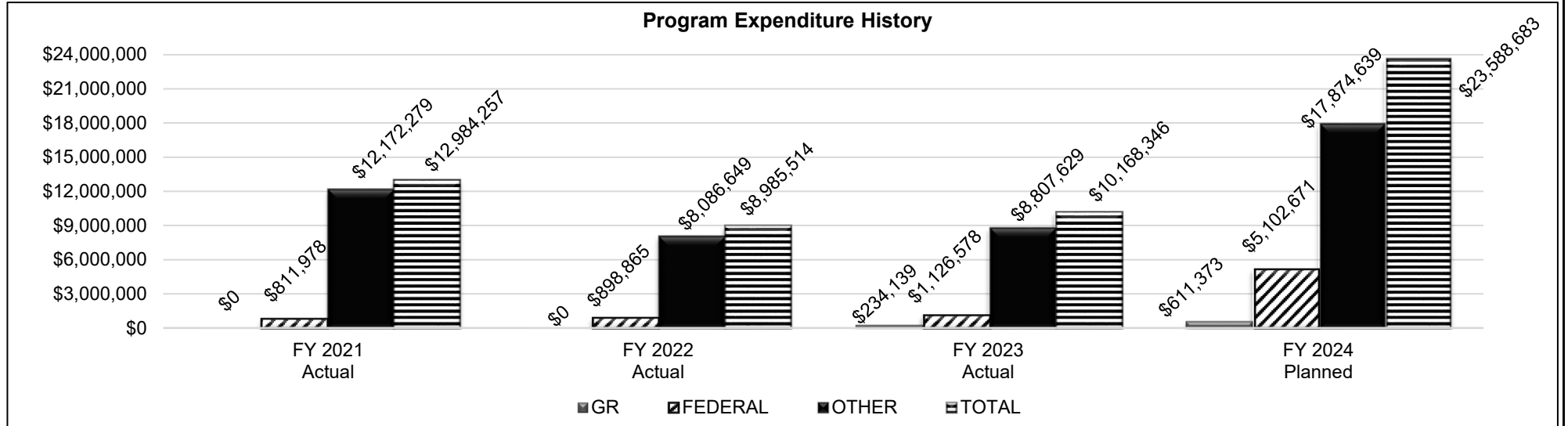


Expected number of projects are based on funding in the eight award categories in Missouri's Beneficiary Mitigation Plan.

PROGRAM DESCRIPTION

Department of Natural Resources	HB Section(s): 6.225, 6.255
DEQ - Air Pollution Control Program	
Program is found in the following core budget(s): Air Pollution Control Program	

3. Provide actual expenditures for the prior three fiscal years and planned expenditures for the current fiscal year. (Note: Amounts do not include fringe benefit costs.)



Financial data includes operating and pass-through appropriations. Pass-through appropriations are set at a level to encumber and pay our commitments, which often span multiple fiscal years. FY 2024 Planned is shown at full appropriation.

4. What are the sources of the "Other " funds?

Missouri Air Emissions Reduction Fund (0267); Volkswagen Environmental Trust Fund (0268); Natural Resources Protection Fund-Air Pollution Asbestos Fee Subaccount (0584); Natural Resources Protection Fund-Air Pollution Permit Fee Subaccount (0594)

PROGRAM DESCRIPTION

Department of Natural Resources	HB Section(s): 6.225, 6.255																								
DEQ - Air Pollution Control Program																									
Program is found in the following core budget(s): Air Pollution Control Program																									
<p>5. What is the authorization for this program, i.e., federal or state statute, etc.? (Include the federal program number, if applicable.)</p> <table style="width: 100%; border: none;"> <tr> <td style="width: 50%;">Federal Clean Air Act, with amendments, 1990</td> <td style="width: 50%;">40 CFR Part 51 Subpart S</td> </tr> <tr> <td>Energy Policy Act of 2005</td> <td></td> </tr> <tr> <td>RSMo 643.010 through 643.220</td> <td>Prevention, abatement, and control of air pollution</td> </tr> <tr> <td>RSMo 643.225 through 643.265</td> <td>Asbestos abatement</td> </tr> <tr> <td>RSMo 643.300 through 643.355</td> <td>Air Quality Attainment Act</td> </tr> <tr> <td>RSMo Chapter 643</td> <td>Prevention, Abatement, and Control of Air Pollution</td> </tr> <tr> <td>RSMo 643.050</td> <td>Power and duties of commission - rules, procedure</td> </tr> <tr> <td>United States v. Volkswagen AG, et al., No 16-cv-295 (N.D. Cal.).</td> <td></td> </tr> </table> <p>6. Are there federal matching requirements? If yes, please explain.</p> <table style="width: 100%; border: none;"> <tr> <td style="width: 50%;">The Performance Partnership Grant requires the state to provide a continuing level of state funding.</td> <td style="width: 50%;">Approximately 60% Federal (EPA)/40% State Match</td> </tr> <tr> <td>Clean Air Act Section 103 Grant</td> <td>100% Federal (EPA)</td> </tr> <tr> <td>National Air Toxic Trends Site Grant</td> <td>100% Federal (EPA)</td> </tr> <tr> <td>State Clean Diesel Grant</td> <td>100% Federal (EPA)</td> </tr> </table> <p>7. Is this a federally mandated program? If yes, please explain.</p> <p>EPA has delegated to the department authority to ensure compliance with the requirements of the federal Clean Air Act. Additionally, the 1990 federal Clean Air Act Amendments require states to monitor air quality for compliance with the federal, health-based standards (NAAQS). St. Louis currently is designated a "moderate" ozone nonattainment area. Pursuant to the federal Clean Air Act and regulations promulgated thereunder, a moderate ozone nonattainment area is required to have a vehicle emissions Inspection/Maintenance (I/M) program.</p>		Federal Clean Air Act, with amendments, 1990	40 CFR Part 51 Subpart S	Energy Policy Act of 2005		RSMo 643.010 through 643.220	Prevention, abatement, and control of air pollution	RSMo 643.225 through 643.265	Asbestos abatement	RSMo 643.300 through 643.355	Air Quality Attainment Act	RSMo Chapter 643	Prevention, Abatement, and Control of Air Pollution	RSMo 643.050	Power and duties of commission - rules, procedure	United States v. Volkswagen AG, et al., No 16-cv-295 (N.D. Cal.).		The Performance Partnership Grant requires the state to provide a continuing level of state funding.	Approximately 60% Federal (EPA)/40% State Match	Clean Air Act Section 103 Grant	100% Federal (EPA)	National Air Toxic Trends Site Grant	100% Federal (EPA)	State Clean Diesel Grant	100% Federal (EPA)
Federal Clean Air Act, with amendments, 1990	40 CFR Part 51 Subpart S																								
Energy Policy Act of 2005																									
RSMo 643.010 through 643.220	Prevention, abatement, and control of air pollution																								
RSMo 643.225 through 643.265	Asbestos abatement																								
RSMo 643.300 through 643.355	Air Quality Attainment Act																								
RSMo Chapter 643	Prevention, Abatement, and Control of Air Pollution																								
RSMo 643.050	Power and duties of commission - rules, procedure																								
United States v. Volkswagen AG, et al., No 16-cv-295 (N.D. Cal.).																									
The Performance Partnership Grant requires the state to provide a continuing level of state funding.	Approximately 60% Federal (EPA)/40% State Match																								
Clean Air Act Section 103 Grant	100% Federal (EPA)																								
National Air Toxic Trends Site Grant	100% Federal (EPA)																								
State Clean Diesel Grant	100% Federal (EPA)																								

NEW DECISION ITEM

RANK: 009 OF 031

Department of Natural Resources	Budget Unit <u>78865C</u>
Division of Environmental Quality	
Anhydrous Ammonia	HB Section <u>6.225</u>
DI# <u>1780005</u>	

1. AMOUNT OF REQUEST

FY 2025 Budget Request				
	GR	Federal	Other	Total
PS	169,296	0	0	169,296
EE	139,815	0	0	139,815
PSD	0	0	0	0
TRF	0	0	0	0
Total	<u>309,111</u>	<u>0</u>	<u>0</u>	<u>309,111</u>
FTE	0.00	0.00	0.00	0.00

Est. Fringe	<u>103,321</u>	<u>0</u>	<u>0</u>	<u>103,321</u>
--------------------	----------------	----------	----------	----------------

Note: Fringes budgeted in House Bill 5 except for certain fringes budgeted directly to MoDOT, Highway Patrol, and Conservation.

Other Funds: Not applicable
Non-Counts: Not applicable

FY 2025 Governor's Recommendation				
	GR	Federal	Other	Total
PS	0	0	0	0
EE	0	0	0	0
PSD	0	0	0	0
TRF	0	0	0	0
Total	<u>0</u>	<u>0</u>	<u>0</u>	<u>0</u>
FTE	0.00	0.00	0.00	0.00

Est. Fringe	<u>0</u>	<u>0</u>	<u>0</u>	<u>0</u>
--------------------	----------	----------	----------	----------

Note: Fringes budgeted in House Bill 5 except for certain fringes budgeted directly to MoDOT, Highway Patrol, and Conservation.

2. THIS REQUEST CAN BE CATEGORIZED AS:

<input checked="" type="checkbox"/> New Legislation	<input checked="" type="checkbox"/> New Program	<input type="checkbox"/> Fund Switch
<input type="checkbox"/> Federal Mandate	<input type="checkbox"/> Program Expansion	<input type="checkbox"/> Cost to Continue
<input type="checkbox"/> GR Pick-Up	<input type="checkbox"/> Space Request	<input type="checkbox"/> Equipment Replacement
<input type="checkbox"/> Pay Plan	<input type="checkbox"/> Other: _____	

3. WHY IS THIS FUNDING NEEDED? PROVIDE AN EXPLANATION FOR ITEMS CHECKED IN #2. INCLUDE THE FEDERAL OR STATE STATUTORY OR CONSTITUTIONAL AUTHORIZATION FOR THIS PROGRAM.

During the 2022 First Extraordinary Session, the Missouri Legislature passed House Bill 3, authorizing the Department of Natural Resources to obtain the transfer of the Risk Management Plan (RMP) program, under 42 U.S.C. Section 7412(r) for agricultural facilities that use, store, or sell anhydrous ammonia, from the federal Environmental Protection Agency (EPA) to the Missouri Department of Natural Resources and to develop regulations necessary to implement and enforce the risk management plans. The Bill repealed provisions of law (266.355, RSMo.) that gives the Department of Agriculture oversight over standards relating to anhydrous ammonia. It authorizes the Air Conservation Commission (amendments to Sections 643.050, 643.079, and 643.245, RSMo.) to adopt, promulgate, amend, and repeal rules and regulations for covered processes at agricultural stationary sources that use, store, or sell anhydrous ammonia, and regulations necessary to implement and enforce the RMPs under the federal Clean Air Act. (continued on following page)

NEW DECISION ITEM

RANK: 009 OF 031

Department of Natural Resources	Budget Unit	<u>78865C</u>
Division of Environmental Quality		
Anhydrous Ammonia	DI#	<u>1780005</u>
	HB Section	<u>6.225</u>

3. WHY IS THIS FUNDING NEEDED? PROVIDE AN EXPLANATION FOR ITEMS CHECKED IN #2. INCLUDE THE FEDERAL OR STATE STATUTORY OR CONSTITUTIONAL AUTHORIZATION FOR THIS PROGRAM (continued).

The department anticipates public and stakeholder outreach, a rulemaking, a request to EPA for delegation authority, inspector credentialing, and other actions, such as creating a database and reporting system, which will be necessary to comply with the provisions of the Bill. Retail agricultural facilities will be required to pay an annual registration fee of \$200 and to pay tonnage fees of \$1.25 per ton of anhydrous ammonia sold. All distributors or terminal agricultural facilities that use, store, or sell anhydrous ammonia, which is an air contaminant source, must pay an annual registration fee of \$5,000, but no tonnage fee.

Due to the complexity of the provisions of the Bill, the department anticipates implementing the fees and processes will take a minimum of twenty-four (24) months to complete. The department is planning to start collecting the required fees during calendar year 2026 (second half of FY 2026). As none of the new anhydrous ammonia regulatory activities are allowable expenditures under the department's current funding sources, the department is requesting General Revenue to pay for personal service and related expense and equipment costs for 3.0 existing FTE that will perform program implementation efforts. This includes initial public and stakeholder outreach, rulemaking, the request to EPA for delegation authority, and the development of the database and reporting system.

During FY 2025, the department plans to hire and train the FTE funded by this NDI. By January 2025, the department anticipates full implementation of the program, registering all of the anhydrous ammonia sources, tracking RMPs, and inspection, compliance assistance, and enforcement activities. Fee collection is anticipated to begin in spring of calendar year 2026.

4. DESCRIBE THE DETAILED ASSUMPTIONS USED TO DERIVE THE SPECIFIC REQUESTED AMOUNT. (How did you determine that the requested number of FTE were appropriate? From what source or standard did you derive the requested levels of funding? Were alternatives such as outsourcing or automation considered? If based on new legislation, does request tie to TAFP fiscal note? If not, explain why. Detail which portions of the request are one-times and how those amounts were calculated.)

The department estimates 3 FTE will be needed in FY 2025 to complete the rulemaking and delegation request needed to comply with the new law and for full implementation of the program, which will require registering all of the anhydrous ammonia sources, prepare for fee collection, tracking RMPs, and inspection, compliance assistance, and enforcement activities. These FTE will need to be hired, trained, and certified to allow the Department to implement the program starting in calendar year 2025. The department estimates a one time cost of \$60,000 for database development and annual operating and maintenance costs of \$50,000.

Existing FTE in the department will be used for the needed FTE; however, funding for the FTE is being requested as there are no allowable funding sources to fund the FTE.

DRAFT

NEW DECISION ITEM

RANK: 009 OF 031

Department of Natural Resources			Budget Unit 78865C						
Division of Environmental Quality									
Anhydrous Ammonia		DI# 1780005	HB Section 6.225						
5. BREAK DOWN THE REQUEST BY BUDGET OBJECT CLASS, JOB CLASS, AND FUND SOURCE. IDENTIFY ONE-TIME COSTS.									
	Dept Req	Dept Req	Dept Req	Dept Req	Dept Req	Dept Req	Dept Req	Dept Req	Dept Req
	GR	GR	FED	FED	OTHER	OTHER	TOTAL	TOTAL	One-Time
Budget Object Class/Job Class	DOLLARS	FTE	DOLLARS	FTE	DOLLARS	FTE	DOLLARS	FTE	DOLLARS
Two (2) Environmental Program Analyst	115,536						115,536		
Professional Engineer	53,760						53,760	0.00	
Total PS	169,296	0.00	0	0.00	0	0.00	169,296	0.00	0
140 - Travel, In-State	3,876						3,876		
160 - Travel, Out-of-State	717						717		
190 - Supplies	1,227						1,227		
320 - Professional Development	1,683						1,683		
340 - Communication Serv & Supplies	1,629						1,629		
400 - Professional Serv	110,000						110,000		60,000
430 - M&R Services	954						954		
480 - Computer Equipment	8,244						8,244		5,595
580 - Office Equipment	11,146						11,146		11,146
740 - Misc Expenses	339						339		
Total EE	139,815		0		0		139,815		76,741
Program Distributions							0		
Total PSD	0		0		0		0		0
Transfers									
Total TRF	0		0		0		0		0
Grand Total	309,111	0.00	0	0.00	0	0.00	309,111	0.00	76,741

NEW DECISION ITEM

RANK: 009 OF 031

Department of Natural Resources Division of Environmental Quality Anhydrous Ammonia DI# 1780005	Budget Unit <u>78865C</u> HB Section <u>6.225</u>
6. PERFORMANCE MEASURES (If new decision item has an associated core, separately identify projected performance with & without additional funding.)	
<div style="margin-bottom: 10px;"> 6a. Provide an activity measure(s) for the program. Develop a rulemaking, request EPA delegation of the program, and create the database necessary to track the facilities, RMPs, third party compliance evaluations, and accidental releases, as well as store emergency contact information. </div> <div style="margin-bottom: 10px;"> 6b. Provide a measure(s) of the program's quality. Obtain the Air Conservation Commission's approval of the rulemaking, EPA approval of the delegation of authority, and develop a functioning database system. </div> <div style="margin-bottom: 10px;"> 6c. Provide a measure(s) of the program's impact. Comply with the new law and work towards implementing the full program. </div> <div> 6d. Provide a measure(s) of the program's efficiency. Complete the rulemaking, receive delegation of authority from EPA, and complete the database all within the department's set timeframes. </div>	
7. STRATEGIES TO ACHIEVE THE PERFORMANCE MEASUREMENT TARGETS:	
Establish timelines and milestones for the rulemaking, delegation request, and database development. Work with stakeholders during the rulemaking process to ensure regulated sources can provide input and understand how the new program will work.	

Department of Natural Resources

DECISION ITEM DETAIL

Budget Unit	FY 2023	FY 2023	FY 2024	FY 2024	FY 2025	FY 2025	*****	*****
Decision Item	ACTUAL	ACTUAL	BUDGET	BUDGET	DEPT REQ	DEPT REQ	SECURED	SECURED
Budget Object Class	DOLLAR	FTE	DOLLAR	FTE	DOLLAR	FTE	COLUMN	COLUMN
AIR POLLUTION CONTROL PGRM								
Anhydrous Ammonia - 1780005								
PROFESSIONAL ENGINEER	0	0.00	0	0.00	53,760	0.00	0	0.00
ENVIRONMENTAL PROGRAM ASST	0	0.00	0	0.00	115,536	0.00	0	0.00
TOTAL - PS	0	0.00	0	0.00	169,296	0.00	0	0.00
TRAVEL, IN-STATE	0	0.00	0	0.00	3,876	0.00	0	0.00
TRAVEL, OUT-OF-STATE	0	0.00	0	0.00	717	0.00	0	0.00
SUPPLIES	0	0.00	0	0.00	1,227	0.00	0	0.00
PROFESSIONAL DEVELOPMENT	0	0.00	0	0.00	1,683	0.00	0	0.00
COMMUNICATION SERV & SUPP	0	0.00	0	0.00	1,629	0.00	0	0.00
PROFESSIONAL SERVICES	0	0.00	0	0.00	110,000	0.00	0	0.00
M&R SERVICES	0	0.00	0	0.00	954	0.00	0	0.00
COMPUTER EQUIPMENT	0	0.00	0	0.00	8,244	0.00	0	0.00
OFFICE EQUIPMENT	0	0.00	0	0.00	11,146	0.00	0	0.00
MISCELLANEOUS EXPENSES	0	0.00	0	0.00	339	0.00	0	0.00
TOTAL - EE	0	0.00	0	0.00	139,815	0.00	0	0.00
GRAND TOTAL	\$0	0.00	\$0	0.00	\$309,111	0.00	\$0	0.00
GENERAL REVENUE	\$0	0.00	\$0	0.00	\$309,111	0.00		0.00
FEDERAL FUNDS	\$0	0.00	\$0	0.00	\$0	0.00		0.00
OTHER FUNDS	\$0	0.00	\$0	0.00	\$0	0.00		0.00

CORE DECISION ITEM

Department of Natural Resources	Budget Unit <u>78870C</u>
Division of Environmental Quality	
Environmental Remediation Program Operations Core	HB Section <u>6.225</u>

1. CORE FINANCIAL SUMMARY

	FY 2025 Budget Request			
	GR	Federal	Other	Total
PS	353,781	2,943,788	1,572,240	4,869,809
EE	0	261,431	280,559	541,990
PSD	0	0	0	0
Total	353,781	3,205,219	1,852,799	5,411,799
FTE	0.00	55.25	26.58	81.83

Est. Fringe	215,913	1,796,594	959,538	2,972,044
<i>Note: Fringes budgeted in House Bill 5 except for certain fringes budgeted directly to MoDOT, Highway Patrol, and Conservation.</i>				

	FY 2025 Governor's Recommendation			
	GR	Fed	Other	Total
PS	0	0	0	0
EE	0	0	0	0
PSD	0	0	0	0
Total	0	0	0	0
FTE	0.00	0.00	0.00	0.00

Est. Fringe	0	0	0	0
<i>Note: Fringes budgeted in House Bill 5 except for certain fringes budgeted directly to MoDOT, Highway Patrol, and Conservation.</i>				

Other Funds: Natural Resources Protection Fund - Damages Subaccount (0555); Solid Waste Management Fund (0570); Underground Storage Tank Regulation Program Fund (0586); Environmental Radiation Monitoring Fund (0656); Hazardous Waste Fund (0676)

Core Reallocation: The FY 2025 budget includes a core reallocation of \$44,119 PS and 0.50 FTE to the Waste Management Program. This reallocation is needed to complete the reorganization between Environmental Remediation Program and Waste Management Program from the FY 2021 budget.

Core Reduction: The FY 2025 Budget Request includes a voluntary core reduction of \$25,000 Expense and Equipment (Federal). The FY 2025 budget also includes a 5.90 FTE reduction (Federal and Other funds) with a corresponding increase of 5.90 FTE new decision item (GR).

This core budget is facing fiscal challenges.

2. CORE DESCRIPTION

The Environmental Remediation Program protects human health and the environment from threats posed by hazardous waste and other contaminants. The program oversees the cleanup of contamination, which promotes property re-use; regulates the management, closure, and risk-based cleanup of petroleum storage tank sites; and ensures long-term stewardship of sites where contamination remains. The program's pass-through authority is located in a separate core decision item form.

CORE DECISION ITEM

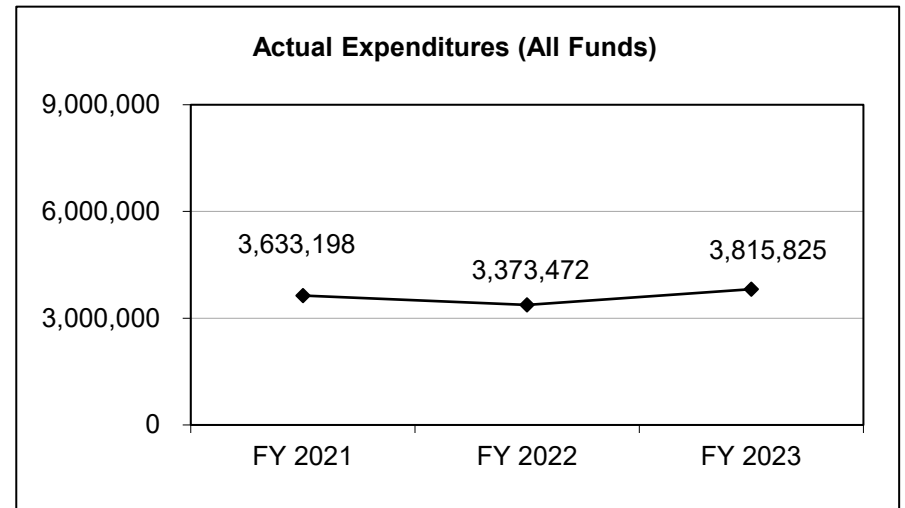
Department of Natural Resources	Budget Unit <u>78870C</u>
Division of Environmental Quality	
Environmental Remediation Program Operations Core	HB Section <u>6.225</u>

3. PROGRAM LISTING (list programs included in this core funding)

Environmental Remediation Program

4. FINANCIAL HISTORY

	FY 2021 Actual	FY 2022 Actual	FY 2023 Actual	FY 2024 Current Yr.
Appropriation (All Funds)	4,969,311	4,820,053	5,092,475	5,480,918
Less Reverted (All Funds)	0	0	0	(10,613)
Less Restricted (All Funds)	0	0	0	0
Budget Authority (All Funds)	4,969,311	4,820,053	5,092,475	5,470,305
Actual Expenditures (All Funds)	3,633,198	3,373,472	3,815,825	N/A
Unexpended (All Funds)	1,336,113	1,446,581	1,276,650	N/A
Unexpended, by Fund:				
General Revenue	0	0	0	N/A
Federal	951,160	879,646	869,945	N/A
Other	384,953	566,935	406,705	N/A
	(1) (2)	(1) (2)	(1) (2)	(1) (2)



Reverted includes the statutory three-percent reserve amount (when applicable).

Restricted includes any Governor's Expenditure Restrictions which remained at the end of the fiscal year (when applicable).

NOTES:

(1) Fiscal uncertainties and hiring limitations have resulted in lower operating expenditures. The program has managed expenditures to stay within available resources.

(2) Beginning in FY 2021, data reflects the reallocation of staff to the Waste Management Program.

CORE RECONCILIATION DETAIL

DEPARTMENT OF NATURAL RESOURCES ENV REMEDIATION PROGRAM

5. CORE RECONCILIATION DETAIL

				Budget Class	FTE	GR	Federal	Other	Total	Explanation
TAFP AFTER VETOES										
				PS	88.23	353,781	2,987,907	1,572,240	4,913,928	
				EE	0.00	0	286,431	280,559	566,990	
				Total	88.23	353,781	3,274,338	1,852,799	5,480,918	
DEPARTMENT CORE ADJUSTMENTS										
Core Reduction	1462 5382		EE		0.00	0	(25,000)	0	(25,000)	Voluntary core reductions will more closely align the budget with planned spending.
Core Reduction	1752 5376		PS		(4.50)	0	0	0	0	The FY 2025 Budget Request includes a 5.90 FTE reduction (Federal and Other funds) with a corresponding increase of 5.90 FTE new decision item (GR).
Core Reduction	1752 5380		PS		(1.40)	0	0	0	0	The FY 2025 Budget Request includes a 5.90 FTE reduction (Federal and Other funds) with a corresponding increase of 5.90 FTE new decision item (GR).
Core Reallocation	1464 5376		PS		(0.50)	0	(44,119)	0	(44,119)	Core reallocation from Environmental Remediation Program to Waste Management Program
Core Reallocation	1465 5380		PS		0.00	0	0	0	(0)	Core reallocations will more closely align the budget with planned spending.
Core Reallocation	1465 6841		PS		0.00	0	0	0	(0)	Core reallocations will more closely align the budget with planned spending.

CORE RECONCILIATION DETAIL

**DEPARTMENT OF NATURAL RESOURCES
ENV REMEDIATION PROGRAM**

5. CORE RECONCILIATION DETAIL

		Budget Class	FTE	GR	Federal	Other	Total	Explanation
DEPARTMENT CORE ADJUSTMENTS								
Core Reallocation	1465 5376	PS	(0.00)	0	0	0		(0) Core reallocations will more closely align the budget with planned spending.
Core Reallocation	1465 5379	PS	0.00	0	0	0		(0) Core reallocations will more closely align the budget with planned spending.
Core Reallocation	1465 5377	PS	0.00	0	0	0		(0) Core reallocations will more closely align the budget with planned spending.
NET DEPARTMENT CHANGES			(6.40)	0	(69,119)	0	(69,119)	
DEPARTMENT CORE REQUEST								
		PS	81.83	353,781	2,943,788	1,572,240	4,869,809	
		EE	0.00	0	261,431	280,559	541,990	
		Total	81.83	353,781	3,205,219	1,852,799	5,411,799	
GOVERNOR'S RECOMMENDED CORE								
		PS	81.83	353,781	2,943,788	1,572,240	4,869,809	
		EE	0.00	0	261,431	280,559	541,990	
		Total	81.83	353,781	3,205,219	1,852,799	5,411,799	

Department of Natural Resources

DECISION ITEM SUMMARY

Budget Unit								
Decision Item	FY 2023	FY 2023	FY 2024	FY 2024	FY 2025	FY 2025	*****	*****
Budget Object Summary	ACTUAL	ACTUAL	BUDGET	BUDGET	DEPT REQ	DEPT REQ	SECURED	SECURED
Fund	DOLLAR	FTE	DOLLAR	FTE	DOLLAR	FTE	COLUMN	COLUMN
ENV REMEDIATION PROGRAM								
CORE								
PERSONAL SERVICES								
GENERAL REVENUE	0	0.00	353,781	0.00	353,781	0.00	0	0.00
DEPT NATURAL RESOURCES	2,172,049	40.22	2,987,907	60.25	2,943,788	55.25	0	0.00
NATURAL RESOURCES PROTECTION	214,144	3.68	317,503	5.46	317,503	5.46	0	0.00
SOLID WASTE MANAGEMENT	0	0.00	16,589	0.50	16,589	0.50	0	0.00
UNDERGROUND STOR TANK REG PROG	46,346	0.91	126,387	2.61	126,387	2.61	0	0.00
ENVIRONMENTAL RADIATION MONITR	29,399	0.50	33,210	0.52	33,210	0.52	0	0.00
HAZARDOUS WASTE FUND	989,222	18.38	1,078,551	18.89	1,078,551	17.49	0	0.00
TOTAL - PS	3,451,160	63.69	4,913,928	88.23	4,869,809	81.83	0	0.00
EXPENSE & EQUIPMENT								
DEPT NATURAL RESOURCES	232,301	0.00	286,431	0.00	261,431	0.00	0	0.00
NATURAL RESOURCES PROTECTION	13,154	0.00	40,114	0.00	40,114	0.00	0	0.00
UNDERGROUND STOR TANK REG PROG	5,911	0.00	41,166	0.00	41,166	0.00	0	0.00
ENVIRONMENTAL RADIATION MONITR	53,698	0.00	44,882	0.00	44,882	0.00	0	0.00
HAZARDOUS WASTE FUND	59,601	0.00	154,397	0.00	154,397	0.00	0	0.00
TOTAL - EE	364,665	0.00	566,990	0.00	541,990	0.00	0	0.00
TOTAL	3,815,825	63.69	5,480,918	88.23	5,411,799	81.83	0	0.00
Rad Waste Invest Operations - 1780008								
PERSONAL SERVICES								
GENERAL REVENUE	0	0.00	0	0.00	67,656	0.00	0	0.00
TOTAL - PS	0	0.00	0	0.00	67,656	0.00	0	0.00
EXPENSE & EQUIPMENT								
GENERAL REVENUE	0	0.00	0	0.00	3,475	0.00	0	0.00
TOTAL - EE	0	0.00	0	0.00	3,475	0.00	0	0.00
TOTAL	0	0.00	0	0.00	71,131	0.00	0	0.00

9/22/23 14:52

im_disummary

Department of Natural Resources

DECISION ITEM SUMMARY

Budget Unit								
Decision Item	FY 2023	FY 2023	FY 2024	FY 2024	FY 2025	FY 2025	*****	*****
Budget Object Summary	ACTUAL	ACTUAL	BUDGET	BUDGET	DEPT REQ	DEPT REQ	SECURED	SECURED
Fund	DOLLAR	FTE	DOLLAR	FTE	DOLLAR	FTE	COLUMN	COLUMN
ENV REMEDIATION PROGRAM								
GR FTE Alignment - 1780027								
PERSONAL SERVICES								
GENERAL REVENUE	0	0.00	0	0.00	0	5.90	0	0.00
TOTAL - PS	0	0.00	0	0.00	0	5.90	0	0.00
TOTAL	0	0.00	0	0.00	0	5.90	0	0.00
GRAND TOTAL	\$3,815,825	63.69	\$5,480,918	88.23	\$5,482,930	87.73	\$0	0.00

9/22/23 14:52

im_disummary

Department of Natural Resources

DECISION ITEM DETAIL

Budget Unit	FY 2023	FY 2023	FY 2024	FY 2024	FY 2025	FY 2025	*****	*****
Decision Item	ACTUAL	ACTUAL	BUDGET	BUDGET	DEPT REQ	DEPT REQ	SECURED	SECURED
Budget Object Class	DOLLAR	FTE	DOLLAR	FTE	DOLLAR	FTE	COLUMN	COLUMN
ENV REMEDIATION PROGRAM								
CORE								
STAFF DIRECTOR	9,119	0.10	74,347	0.75	0	0.00	0	0.00
LEGAL COUNSEL	3,907	0.05	4,128	0.05	1,651	0.02	0	0.00
COMMISSION MEMBER	1,000	0.00	2,621	0.00	1,200	0.00	0	0.00
SPECIAL ASST PROFESSIONAL	36,492	0.53	46,603	0.63	36,686	0.50	0	0.00
ADMINISTRATIVE SUPPORT CLERK	6,569	0.19	35,636	1.00	0	0.00	0	0.00
ADMIN SUPPORT ASSISTANT	63,303	1.92	79,740	2.30	109,730	3.11	0	0.00
LEAD ADMIN SUPPORT ASSISTANT	144,508	3.94	309,695	7.96	239,055	6.26	0	0.00
ADMIN SUPPORT PROFESSIONAL	79,055	1.87	77,877	1.75	65,578	1.73	0	0.00
ADMINISTRATIVE MANAGER	59,618	0.89	56,591	0.79	52,299	0.73	0	0.00
PROGRAM SPECIALIST	85,199	1.69	108,000	2.00	107,160	2.00	0	0.00
SENIOR PROGRAM SPECIALIST	95,722	1.81	112,648	2.00	97,440	1.73	0	0.00
PROGRAM COORDINATOR	79,399	1.41	89,893	1.50	74,204	1.23	0	0.00
RESEARCH/DATA ANALYST	16,903	0.33	13,567	0.25	54,266	1.00	0	0.00
SR PUBLIC RELATIONS SPECIALIST	5,381	0.11	5,856	0.11	6,026	0.11	0	0.00
PUBLIC RELATIONS COORDINATOR	4,974	0.09	5,412	0.09	5,357	0.09	0	0.00
ASSISTANT ENGINEER	39,554	0.72	0	0.00	0	0.00	0	0.00
ASSOCIATE ENGINEER	162,343	2.78	333,717	5.40	276,906	4.50	0	0.00
PROFESSIONAL ENGINEER	104,522	1.57	161,875	2.30	160,863	2.38	0	0.00
ENGINEER SUPERVISOR	143,142	1.91	158,963	2.00	158,962	2.00	0	0.00
ENVIRONMENTAL PROGRAM ASST	136,617	3.21	0	0.00	0	0.00	0	0.00
ENVIRONMENTAL PROGRAM ANALYST	1,024,521	20.76	2,051,455	39.50	2,048,692	34.15	0	0.00
ENVIRONMENTAL PROGRAM SPEC	289,883	4.93	285,178	4.90	416,369	6.66	0	0.00
ENVIRONMENTAL PROGRAM SPV	478,143	7.29	509,449	7.26	501,430	7.48	0	0.00
ENVIRONMENTAL PROGRAM MANAGER	284,774	3.74	267,242	3.45	351,066	4.28	0	0.00
ACCOUNTS ASSISTANT	4,733	0.14	6,272	0.18	6,465	0.19	0	0.00
SENIOR ACCOUNTS ASSISTANT	2,926	0.07	2,624	0.06	2,781	0.06	0	0.00
GRANTS SPECIALIST	88,853	1.64	114,539	2.00	95,623	1.62	0	0.00
TOTAL - PS	3,451,160	63.69	4,913,928	88.23	4,869,809	81.83	0	0.00
TRAVEL, IN-STATE	52,688	0.00	134,327	0.00	115,804	0.00	0	0.00
TRAVEL, OUT-OF-STATE	73,057	0.00	39,375	0.00	51,664	0.00	0	0.00
SUPPLIES	24,044	0.00	53,638	0.00	46,596	0.00	0	0.00
PROFESSIONAL DEVELOPMENT	49,216	0.00	45,698	0.00	47,501	0.00	0	0.00

Department of Natural Resources

DECISION ITEM DETAIL

Budget Unit	FY 2023	FY 2023	FY 2024	FY 2024	FY 2025	FY 2025	*****	*****
Decision Item	ACTUAL	ACTUAL	BUDGET	BUDGET	DEPT REQ	DEPT REQ	SECURED	SECURED
Budget Object Class	DOLLAR	FTE	DOLLAR	FTE	DOLLAR	FTE	COLUMN	COLUMN
ENV REMEDIATION PROGRAM								
CORE								
COMMUNICATION SERV & SUPP	20,904	0.00	48,029	0.00	43,397	0.00	0	0.00
PROFESSIONAL SERVICES	53,654	0.00	153,497	0.00	152,154	0.00	0	0.00
HOUSEKEEPING & JANITORIAL SERV	525	0.00	1,575	0.00	627	0.00	0	0.00
M&R SERVICES	2,539	0.00	10,030	0.00	10,072	0.00	0	0.00
MOTORIZED EQUIPMENT	0	0.00	3	0.00	3	0.00	0	0.00
OFFICE EQUIPMENT	10,526	0.00	22,193	0.00	22,967	0.00	0	0.00
OTHER EQUIPMENT	74,704	0.00	43,502	0.00	36,502	0.00	0	0.00
PROPERTY & IMPROVEMENTS	0	0.00	430	0.00	10	0.00	0	0.00
BUILDING LEASE PAYMENTS	776	0.00	7,384	0.00	7,384	0.00	0	0.00
EQUIPMENT RENTALS & LEASES	276	0.00	5,816	0.00	5,816	0.00	0	0.00
MISCELLANEOUS EXPENSES	1,756	0.00	1,493	0.00	1,493	0.00	0	0.00
TOTAL - EE	364,665	0.00	566,990	0.00	541,990	0.00	0	0.00
GRAND TOTAL	\$3,815,825	63.69	\$5,480,918	88.23	\$5,411,799	81.83	\$0	0.00
GENERAL REVENUE	\$0	0.00	\$353,781	0.00	\$353,781	0.00		0.00
FEDERAL FUNDS	\$2,404,350	40.22	\$3,274,338	60.25	\$3,205,219	55.25		0.00
OTHER FUNDS	\$1,411,475	23.47	\$1,852,799	27.98	\$1,852,799	26.58		0.00

CORE DECISION ITEM

Department of Natural Resources					Budget Unit <u>79445C</u>																																																						
Division of Environmental Quality																																																											
Hazardous Sites PSD Core					HB Section <u>6.265</u>																																																						
1. CORE FINANCIAL SUMMARY																																																											
<div><div></div><div>FY 2025 Budget Request</div><table><tr><td></td><td>GR</td><td>Federal</td><td>Other</td><td>Total</td></tr><tr><td>PS</td><td>0</td><td>0</td><td>0</td><td>0</td></tr><tr><td>EE</td><td>0</td><td>2,599,998</td><td>1,116,149</td><td>3,716,147</td></tr><tr><td>PSD</td><td>0</td><td>2</td><td>4,549,464</td><td>4,549,466</td></tr><tr><td>Total</td><td>0</td><td>2,600,000</td><td>5,665,613</td><td>8,265,613</td></tr></table></div>						GR	Federal	Other	Total	PS	0	0	0	0	EE	0	2,599,998	1,116,149	3,716,147	PSD	0	2	4,549,464	4,549,466	Total	0	2,600,000	5,665,613	8,265,613	<div><div></div><div>FY 2025 Governor's Recommendation</div><table><tr><td></td><td>GR</td><td>Fed</td><td>Other</td><td>Total</td></tr><tr><td>PS</td><td>0</td><td>0</td><td>0</td><td>0</td></tr><tr><td>EE</td><td>0</td><td>0</td><td>0</td><td>0</td></tr><tr><td>PSD</td><td>0</td><td>0</td><td>0</td><td>0</td></tr><tr><td>Total</td><td>0</td><td>0</td><td>0</td><td>0</td></tr></table></div>						GR	Fed	Other	Total	PS	0	0	0	0	EE	0	0	0	0	PSD	0	0	0	0	Total	0	0	0	0
	GR	Federal	Other	Total																																																							
PS	0	0	0	0																																																							
EE	0	2,599,998	1,116,149	3,716,147																																																							
PSD	0	2	4,549,464	4,549,466																																																							
Total	0	2,600,000	5,665,613	8,265,613																																																							
	GR	Fed	Other	Total																																																							
PS	0	0	0	0																																																							
EE	0	0	0	0																																																							
PSD	0	0	0	0																																																							
Total	0	0	0	0																																																							
FTE0.000.000.000.00					FTE0.000.000.000.00																																																						
Est. Fringe0000					Est. Fringe0000																																																						
Note: Fringes budgeted in House Bill 5 except for certain fringes budgeted directly to MoDOT, Highway Patrol, and Conservation.					Note: Fringes budgeted in House Bill 5 except for certain fringes budgeted directly to MoDOT, Highway Patrol, and Conservation.																																																						
Other Funds: Hazardous Waste Fund (0676)																																																											
This core budget is facing fiscal challenges.																																																											
2. CORE DESCRIPTION																																																											
The Environmental Remediation Program addresses environmental contamination caused by human activity at sites such as industrial facilities, gas stations, mining sites, and other sites. The program sets standards and oversees investigation and cleanup activities conducted by responsible parties; businesses and developers; and federal, state, and local governments. In some cases, the program directly controls the investigation or cleanup at a site using federal or state funds to contract for activities including preparing work plans and reports, conducting chemical analysis, performing cleanup, and related activities. Where appropriate, the department will perform operation and maintenance or long-term stewardship activities at sites where remedial action has occurred to help ensure the remedy remains protective of human health and the environment.																																																											

CORE DECISION ITEM

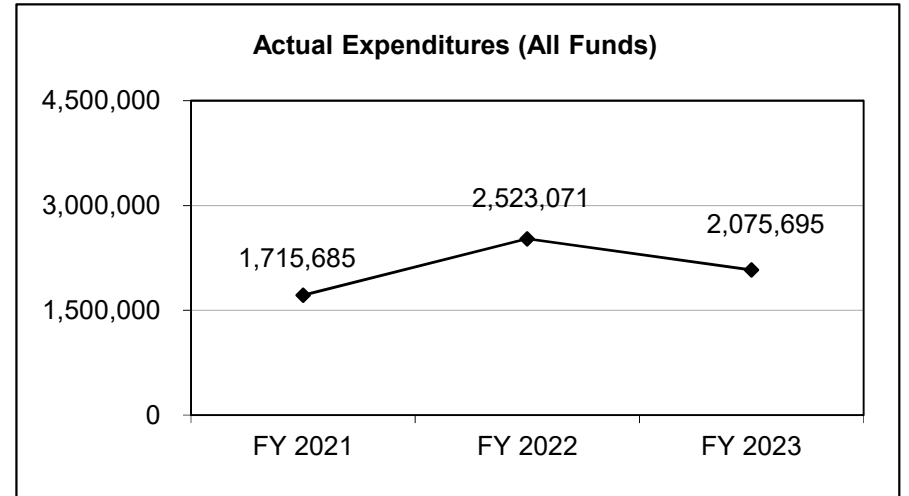
Department of Natural Resources	Budget Unit <u>79445C</u>
Division of Environmental Quality	
Hazardous Sites PSD Core	HB Section <u>6.265</u>

3. PROGRAM LISTING (list programs included in this core funding)

Environmental Remediation Program

4. FINANCIAL HISTORY

	FY 2021 Actual	FY 2022 Actual	FY 2023 Actual	FY 2024 Current Yr.
Appropriation (All Funds)	3,978,944	3,903,944	5,403,944	8,265,613
Less Reverted (All Funds)	0	0	0	0
Less Restricted (All Funds)	0	0	0	0
Budget Authority (All Funds)	3,978,944	3,903,944	5,403,944	8,265,613
Actual Expenditures (All Funds)	1,715,685	2,523,071	2,075,695	N/A
Unexpended (All Funds)	2,263,259	1,380,873	3,328,249	N/A
Unexpended, by Fund:				
General Revenue	0	0	0	N/A
Federal	996,795	745,412	2,108,765	N/A
Other	1,266,464	635,461	1,219,484	N/A
	(1)	(1)	(1)	(1) (2)



Reverted includes the statutory three-percent reserve amount (when applicable).

Restricted includes any Governor's Expenditure Restrictions which remained at the end of the fiscal year (when applicable).

NOTES:

(1) In many cases, pass-through appropriations are set at a level to encumber and pay our commitments, which often span multiple fiscal years. This may often cause high unexpended appropriation balances.

(2) FY 2024 PSD appropriations include Contaminated Sites \$2,600,000 and Superfund Cleanup \$5,665,613.

CORE RECONCILIATION DETAIL

**DEPARTMENT OF NATURAL RESOURCES
HAZARDOUS SITES PSD**

5. CORE RECONCILIATION DETAIL

	Budget Class	FTE	GR	Federal	Other	Total	Explanation
TAFP AFTER VETOES							
	EE	0.00	0	2,599,998	1,116,149	3,716,147	
	PD	0.00	0	2	4,549,464	4,549,466	
	Total	0.00	0	2,600,000	5,665,613	8,265,613	
DEPARTMENT CORE REQUEST							
	EE	0.00	0	2,599,998	1,116,149	3,716,147	
	PD	0.00	0	2	4,549,464	4,549,466	
	Total	0.00	0	2,600,000	5,665,613	8,265,613	
GOVERNOR'S RECOMMENDED CORE							
	EE	0.00	0	2,599,998	1,116,149	3,716,147	
	PD	0.00	0	2	4,549,464	4,549,466	
	Total	0.00	0	2,600,000	5,665,613	8,265,613	

Department of Natural Resources

DECISION ITEM SUMMARY

Budget Unit								
Decision Item	FY 2023	FY 2023	FY 2024	FY 2024	FY 2025	FY 2025	*****	*****
Budget Object Summary	ACTUAL	ACTUAL	BUDGET	BUDGET	DEPT REQ	DEPT REQ	SECURED	SECURED
Fund	DOLLAR	FTE	DOLLAR	FTE	DOLLAR	FTE	COLUMN	COLUMN
HAZARDOUS SITES PSD								
CORE								
EXPENSE & EQUIPMENT								
DEPT NATURAL RESOURCES	491,235	0.00	2,599,998	0.00	2,599,998	0.00	0	0.00
HAZARDOUS WASTE FUND	458,315	0.00	1,116,149	0.00	1,116,149	0.00	0	0.00
TOTAL - EE	949,550	0.00	3,716,147	0.00	3,716,147	0.00	0	0.00
PROGRAM-SPECIFIC								
DEPT NATURAL RESOURCES	0	0.00	2	0.00	2	0.00	0	0.00
HAZARDOUS WASTE FUND	1,126,145	0.00	4,549,464	0.00	4,549,464	0.00	0	0.00
TOTAL - PD	1,126,145	0.00	4,549,466	0.00	4,549,466	0.00	0	0.00
TOTAL	2,075,695	0.00	8,265,613	0.00	8,265,613	0.00	0	0.00
Rad Waste Invest Operations - 1780008								
EXPENSE & EQUIPMENT								
RADIOACTIVE WASTE INVEST FUND	0	0.00	0	0.00	150,000	0.00	0	0.00
TOTAL - EE	0	0.00	0	0.00	150,000	0.00	0	0.00
TOTAL	0	0.00	0	0.00	150,000	0.00	0	0.00
Abandoned Tank Release - 1780012								
EXPENSE & EQUIPMENT								
GENERAL REVENUE	0	0.00	0	0.00	6,873,333	0.00	0	0.00
TOTAL - EE	0	0.00	0	0.00	6,873,333	0.00	0	0.00
TOTAL	0	0.00	0	0.00	6,873,333	0.00	0	0.00
GRAND TOTAL	\$2,075,695	0.00	\$8,265,613	0.00	\$15,288,946	0.00	\$0	0.00

9/22/23 14:52

im_disummary

Department of Natural Resources

DECISION ITEM DETAIL

Budget Unit	FY 2023	FY 2023	FY 2024	FY 2024	FY 2025	FY 2025	*****	*****
Decision Item	ACTUAL	ACTUAL	BUDGET	BUDGET	DEPT REQ	DEPT REQ	SECURED	SECURED
Budget Object Class	DOLLAR	FTE	DOLLAR	FTE	DOLLAR	FTE	COLUMN	COLUMN
HAZARDOUS SITES PSD								
CORE								
PROFESSIONAL SERVICES	949,550	0.00	3,716,145	0.00	3,716,145	0.00	0	0.00
PROPERTY & IMPROVEMENTS	0	0.00	2	0.00	2	0.00	0	0.00
TOTAL - EE	949,550	0.00	3,716,147	0.00	3,716,147	0.00	0	0.00
PROGRAM DISTRIBUTIONS	1,126,145	0.00	4,549,466	0.00	4,549,466	0.00	0	0.00
TOTAL - PD	1,126,145	0.00	4,549,466	0.00	4,549,466	0.00	0	0.00
GRAND TOTAL	\$2,075,695	0.00	\$8,265,613	0.00	\$8,265,613	0.00	\$0	0.00
GENERAL REVENUE	\$0	0.00	\$0	0.00	\$0	0.00		0.00
FEDERAL FUNDS	\$491,235	0.00	\$2,600,000	0.00	\$2,600,000	0.00		0.00
OTHER FUNDS	\$1,584,460	0.00	\$5,665,613	0.00	\$5,665,613	0.00		0.00

PROGRAM DESCRIPTION

Department of Natural Resources

HB Section(s): 6.225, 6.265

DEQ - Environmental Remediation Program

Program is found in the following core budget(s): Environmental Remediation Program

1a. What strategic priority does this program address?

The Environmental Remediation Program helps Missouri citizens by managing natural resources to promote a healthy environment and economy by:

- Promoting environmental responsibility and resource stewardship.
- Enhancing services, information, and communication to improve customer experience.
- Modernizing community infrastructure, strengthening workforce, and supporting economic development.
- Improving internal processes to better serve our customers.

1b. What does this program do?

The major functions of the Environmental Remediation Program are:

Pollution Prevention

- Prevents environmental damages and impacts to public health
- Promotes safe operation of approximately 3,260 underground storage tank sites by registering tanks, maintaining data, providing compliance assistance, conducting inspections, and taking appropriate enforcement actions
- Provides training and equipment to first responders along radioactive materials transportation routes

Remediation

- Addresses environmental contamination through investigation, remediation of contaminated sites, and restoration of land to productive use
- Implements laws that require responsible parties to be accountable for contamination
- Facilitates environmental remediation when parties seek to voluntarily clean up contaminated sites
- Provides oversight of parties conducting remediation

Long-Term Stewardship

- Implements long-term management to protect human health and the environment following risk-based cleanups
- Performs operation and maintenance activities
- Conducts inspections
- Maintains a registry and on-line mapper, providing information to the public on appropriate and productive reuse of properties

(continued on following page)

PROGRAM DESCRIPTION

Department of Natural Resources	HB Section(s): 6.225, 6.265																								
DEQ - Environmental Remediation Program																									
Program is found in the following core budget(s): Environmental Remediation Program																									
<p>1b. What does this program do (continued)?</p> <p><u>Environmental Restoration</u> Assesses, restores, or rehabilitates damage to natural resources</p> <p>The Environmental Remediation Program utilizes program-specific distribution appropriations in conjunction with operating appropriations to:</p> <ul style="list-style-type: none"> • Contract cleanup, monitoring, assessment work, manage data, perform relevant environmental studies, or related activities • Meet state obligations at Superfund sites • Investigate radiological contaminated sites <div style="border: 1px solid black; padding: 10px; margin-top: 10px;"> <p>The following table shows financial data for the budget units included in this form.</p> <table style="width: 100%; border-collapse: collapse;"> <thead> <tr> <th></th> <th style="text-align: right;">FY 2021 Actual</th> <th style="text-align: right;">FY 2022 Actual</th> <th style="text-align: right;">FY 2023 Actual</th> <th style="text-align: right;">FY 2024 Current</th> <th style="text-align: right;">FY 2025 Request</th> </tr> </thead> <tbody> <tr> <td>Environmental Remediation Operations (78870C)</td> <td style="text-align: right;">3,633,198</td> <td style="text-align: right;">3,373,472</td> <td style="text-align: right;">3,815,825</td> <td style="text-align: right;">5,480,918</td> <td style="text-align: right;">5,411,799</td> </tr> <tr> <td>Hazardous Sites PSD (79445C)</td> <td style="text-align: right;">1,715,685</td> <td style="text-align: right;">2,523,071</td> <td style="text-align: right;">2,075,695</td> <td style="text-align: right;">8,265,613</td> <td style="text-align: right;">8,265,613</td> </tr> <tr> <td style="text-align: right;">Total</td> <td style="text-align: right;">5,348,883</td> <td style="text-align: right;">5,896,543</td> <td style="text-align: right;">5,891,520</td> <td style="text-align: right;">13,746,531</td> <td style="text-align: right;">13,677,412</td> </tr> </tbody> </table> </div>			FY 2021 Actual	FY 2022 Actual	FY 2023 Actual	FY 2024 Current	FY 2025 Request	Environmental Remediation Operations (78870C)	3,633,198	3,373,472	3,815,825	5,480,918	5,411,799	Hazardous Sites PSD (79445C)	1,715,685	2,523,071	2,075,695	8,265,613	8,265,613	Total	5,348,883	5,896,543	5,891,520	13,746,531	13,677,412
	FY 2021 Actual	FY 2022 Actual	FY 2023 Actual	FY 2024 Current	FY 2025 Request																				
Environmental Remediation Operations (78870C)	3,633,198	3,373,472	3,815,825	5,480,918	5,411,799																				
Hazardous Sites PSD (79445C)	1,715,685	2,523,071	2,075,695	8,265,613	8,265,613																				
Total	5,348,883	5,896,543	5,891,520	13,746,531	13,677,412																				
<p>2a. Provide an activity measure(s) for the program.</p> <p>Clients served represents a known universe of persons and facilities regulated through licenses, registrations, and certifications plus sites either being assessed for contamination or sites in cleanup oversight.</p> <table style="width: 100%; border-collapse: collapse; margin-top: 10px;"> <thead> <tr> <th style="text-align: left;">Clients Served</th> <th style="text-align: right;">FY 2021</th> <th style="text-align: right;">FY 2022</th> <th style="text-align: right;">FY 2023</th> </tr> </thead> <tbody> <tr> <td>Underground Storage Tanks (UST)/Leaking UST sites</td> <td style="text-align: right;">3,274</td> <td style="text-align: right;">3,276</td> <td style="text-align: right;">3,260</td> </tr> <tr> <td>Federal Facility sites</td> <td style="text-align: right;">246</td> <td style="text-align: right;">256</td> <td style="text-align: right;">256</td> </tr> <tr> <td>Brownfields/Voluntary Cleanup Program (BVCP) sites</td> <td style="text-align: right;">674</td> <td style="text-align: right;">776</td> <td style="text-align: right;">807</td> </tr> <tr> <td>Superfund Sites Evaluated Under CERCLA</td> <td style="text-align: right;">253</td> <td style="text-align: right;">251</td> <td style="text-align: right;">230</td> </tr> <tr> <td>Totals</td> <td style="text-align: right;">4,447</td> <td style="text-align: right;">4,559</td> <td style="text-align: right;">4,553</td> </tr> </tbody> </table>		Clients Served	FY 2021	FY 2022	FY 2023	Underground Storage Tanks (UST)/Leaking UST sites	3,274	3,276	3,260	Federal Facility sites	246	256	256	Brownfields/Voluntary Cleanup Program (BVCP) sites	674	776	807	Superfund Sites Evaluated Under CERCLA	253	251	230	Totals	4,447	4,559	4,553
Clients Served	FY 2021	FY 2022	FY 2023																						
Underground Storage Tanks (UST)/Leaking UST sites	3,274	3,276	3,260																						
Federal Facility sites	246	256	256																						
Brownfields/Voluntary Cleanup Program (BVCP) sites	674	776	807																						
Superfund Sites Evaluated Under CERCLA	253	251	230																						
Totals	4,447	4,559	4,553																						

PROGRAM DESCRIPTION

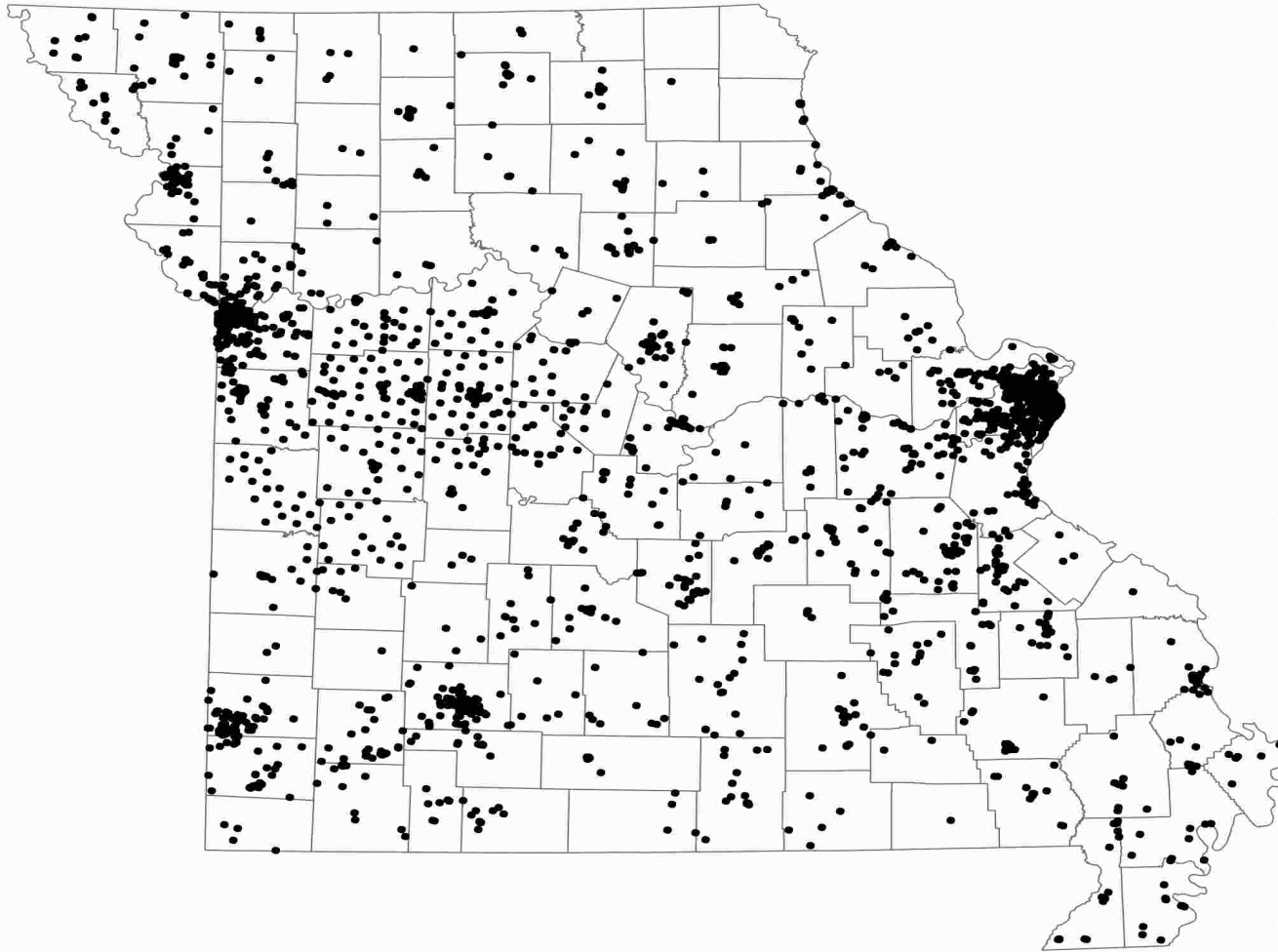
Department of Natural Resources

HB Section(s): 6.225, 6.265

DEQ - Environmental Remediation Program

Program is found in the following core budget(s): Environmental Remediation Program

2a. Provide an activity measure(s) for the program (continued).



Ongoing Active Cleanup and Long-Term Stewardship Sites as of June 2023

Each dot represents one Superfund, BVCP, or Federal Facilities site where the Department provides cleanup oversight or long-term stewardship monitoring.

Brownfields/Voluntary Cleanup Program (BVCP) -
The program provides funding and technical assistance to help assess the environmental condition of properties; addresses and oversees brownfield cleanups; and provides long-term stewardship of completed sites.

Superfund - EPA, the State, and responsible parties provide funding for assessment activities, oversight, and cleanup at Superfund sites. The state pays 10% of the total EPA cleanup costs and 100% of ongoing operation and maintenance at sites without responsible parties.

Federal Facilities - Federal agencies provide funding to oversee cleanup at U.S. Department of Defense and Department of Energy sites.

PROGRAM DESCRIPTION

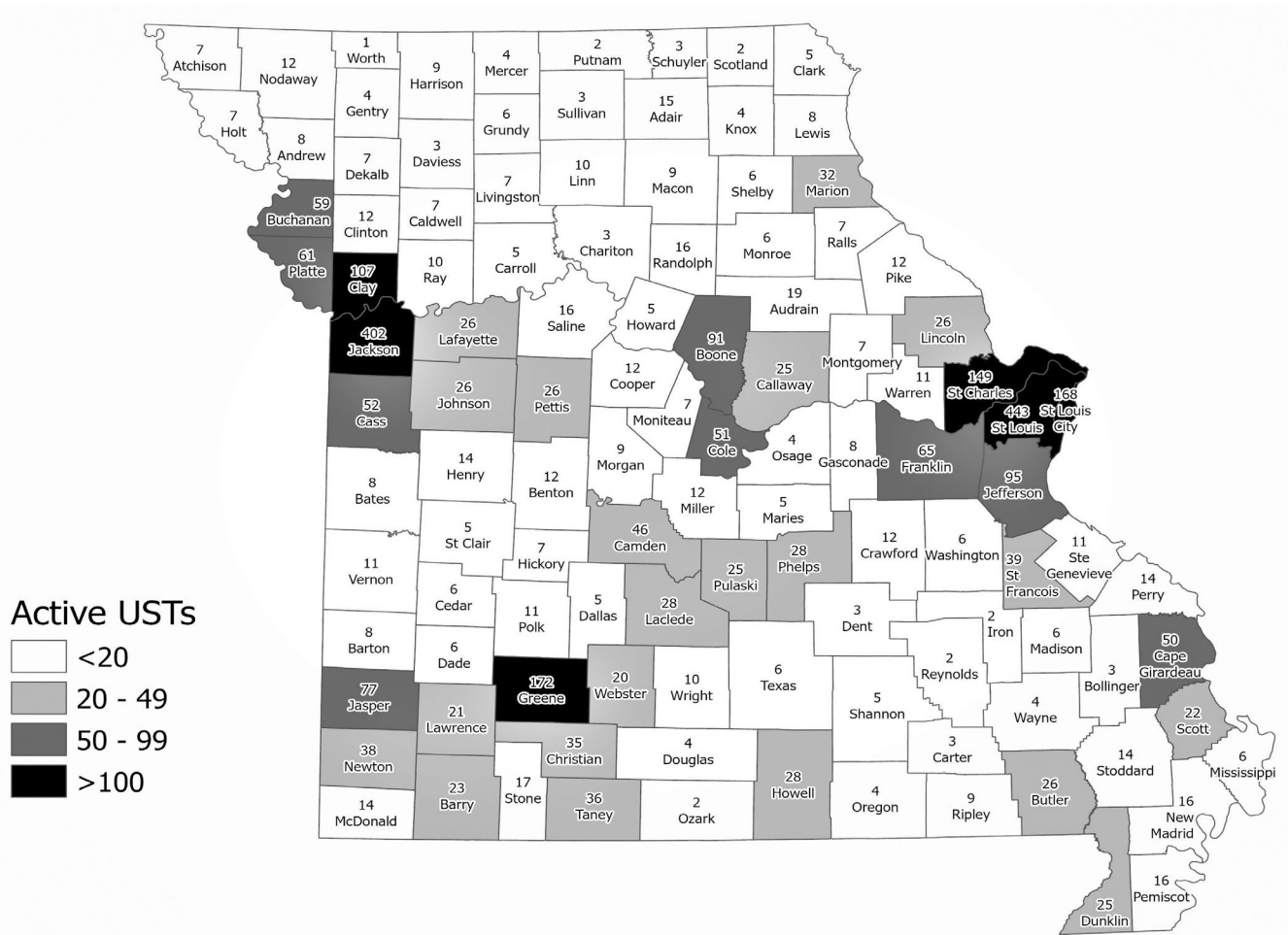
Department of Natural Resources

HB Section(s): 6.225, 6.265

DEQ - Environmental Remediation Program

Program is found in the following core budget(s): Environmental Remediation Program

2a. Provide an activity measure(s) for the program (continued).



Active Underground Storage Tank Facilities

This map represents, by county, the number of active facilities with underground petroleum storage tanks as of June 2023.

Total active facilities = 3,260

Active facilities are sites that have either currently-in-use, or out-of-use tanks, or a combination of both.

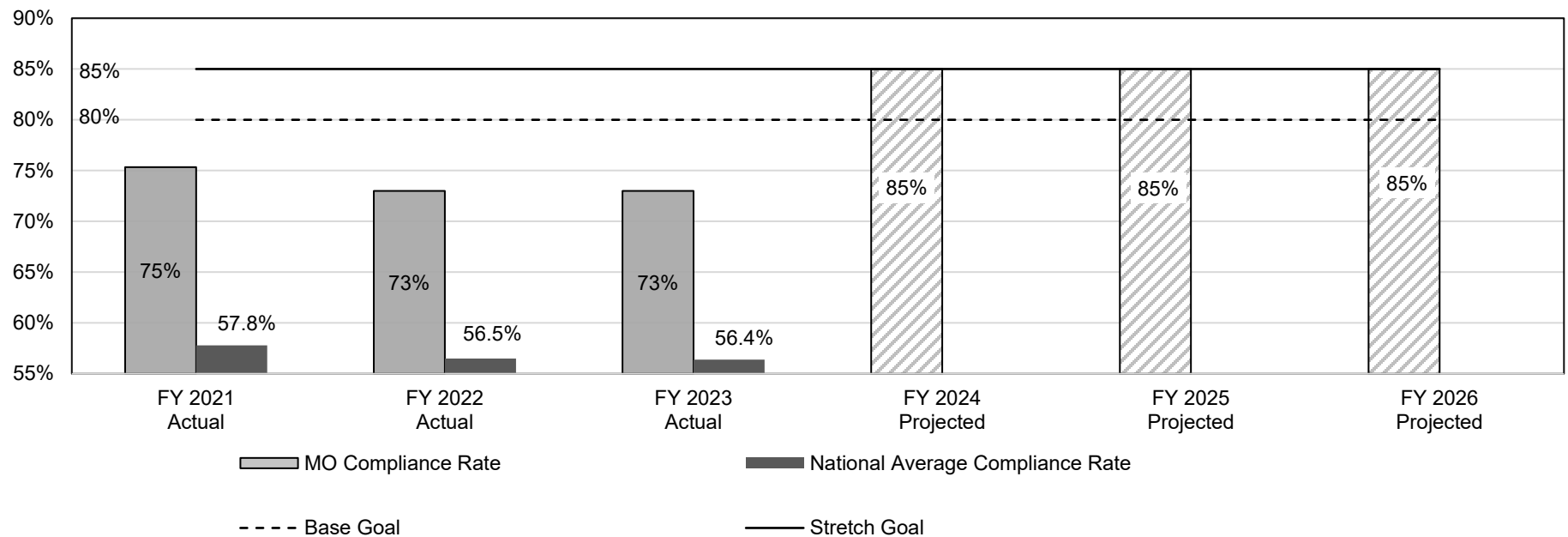
PROGRAM DESCRIPTION

Department of Natural Resources
 DEQ - Environmental Remediation Program
 Program is found in the following core budget(s): Environmental Remediation Program

HB Section(s): 6.225, 6.265

2b. Provide a measure(s) of the program's quality.

Inspection Compliance Rates for Underground Petroleum Storage Tanks



Compliant facilities have achieved operating compliance with spill, overfill, corrosion protection, and release detection. FY 2021 and FY 2022 numbers dipped slightly as some facilities were not immediately in compliance with federal regulations effective January 1, 2021 due to significant supply chain and logistic delays in acquiring parts for repair, along with labor shortages. In FY 2023, the Department began reporting the new Technical Compliance Rate, which replaces the Significant Operational Compliance Rate. Missouri's compliance rate is expected to continue to surpass the national goal in future fiscal years.

PROGRAM DESCRIPTION

Department of Natural Resources

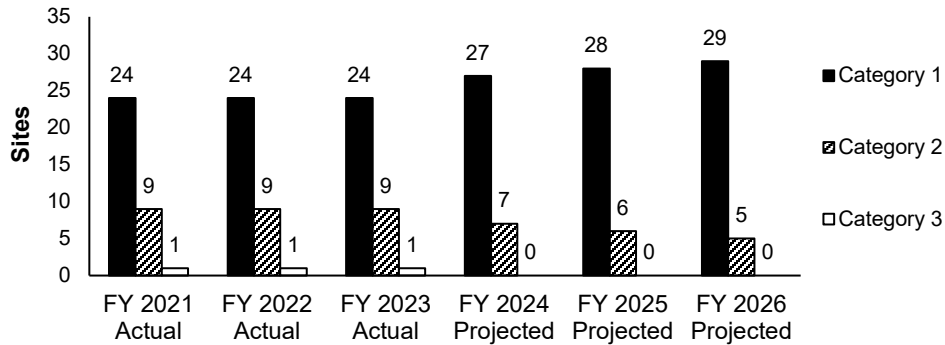
HB Section(s): 6.225, 6.265

DEQ - Environmental Remediation Program

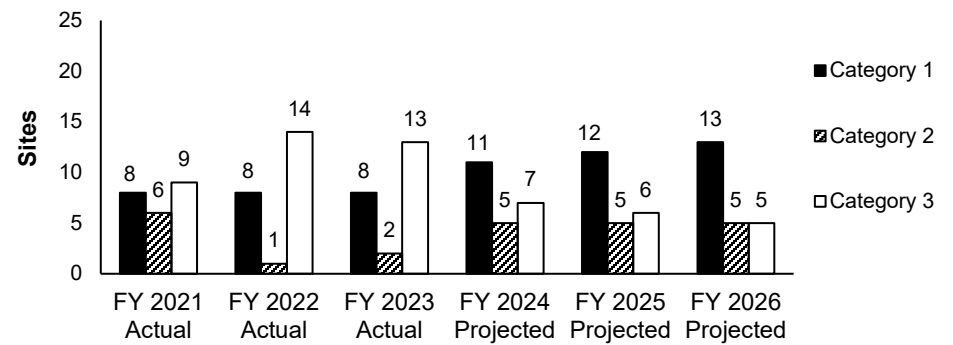
Program is found in the following core budget(s): Environmental Remediation Program

2c. Provide a measure(s) of the program's impact.

Status of Human Exposure At Active Superfund Sites Under Missouri and EPA Region VII Authority (34 sites)



Status of Human Exposure At Active Superfund Sites Under Missouri Environmental Remediation Program Authority Only (23 sites)



Category 1 - Sites where people are not exposed to unacceptable levels of contaminants.

Category 2 - Sites where people could be exposed to unacceptable levels of contaminants, but work is in progress to eliminate unacceptable exposure.

Category 3 - Sites where there is uncertainty regarding human exposure; additional data collection and evaluation is needed.

Base Goal = 1 site moving from a Category 3 to a Category 2

Stretch Goal = 1 site moving from Category 3 to a Category 1

Cleaning up Superfund sites is a complex, multi-phase process that can take decades. The amount of time it takes to cleanup a site depends upon the type, volume, extent, and location of contamination, risk to human health and the environment, and the cleanup technology used.

The 34 sites under both EPA and Missouri authority are National Priority Listed (NPL) sites. These sites are among the Nation's highest priority for cleanup of hazardous substances. The primary concern at thirteen NPL sites is volatile organic compound (VOC) groundwater contamination, which is typically treated by removing the source contamination then pumping groundwater to the surface and using technology to remove pollutants. An additional ten sites are from former lead mining activities, encompassing thousands of acres across whole counties that have contaminated soil, groundwater, and surface water with thousands of residential yards requiring cleanup.

PROGRAM DESCRIPTION

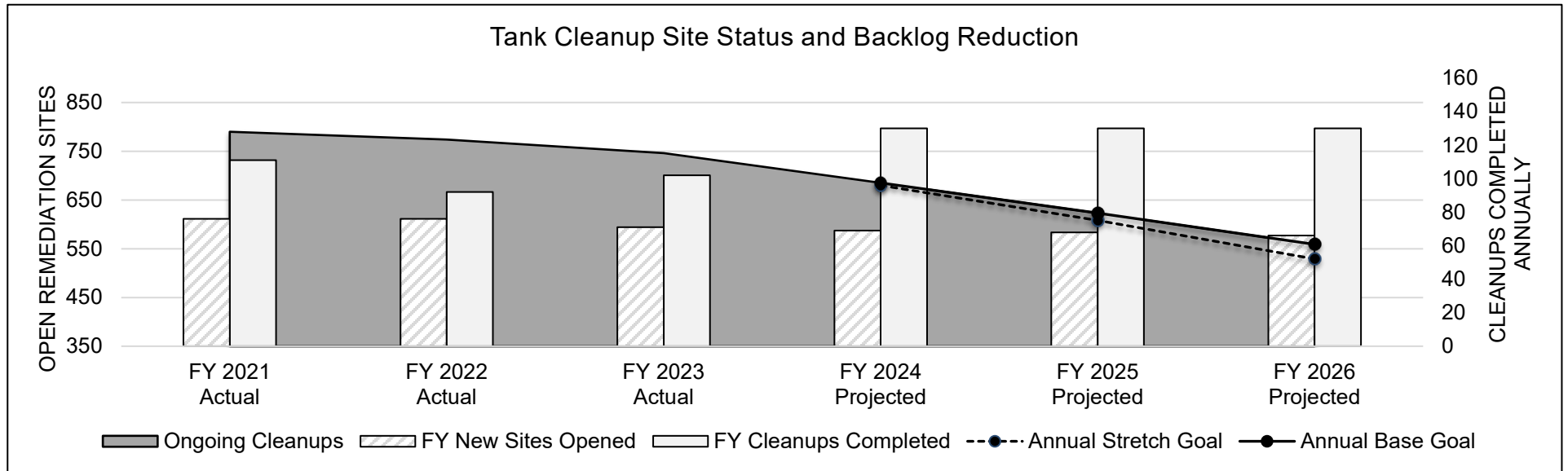
Department of Natural Resources

HB Section(s): 6.225, 6.265

DEQ - Environmental Remediation Program

Program is found in the following core budget(s): Environmental Remediation Program

2d. Provide a measure(s) of the program's efficiency.



	FY 2021 Actual	FY 2022 Actual	FY 2023 Actual	FY 2024 Projected	FY 2025 Projected	FY 2026 Projected
Active Cleanup Backlog	790	774	746	685	623	559
FY Cleanups Completed	111	92	102	130	130	130
FY Releases Added	76	76	71	69	68	66
FY Reduction of Sites	35	16	31	61	62	64

Base Goal: Backlog reduction with **130** cleanups completed each year.

Stretch Goal: Backlog reduction beginning with **145** cleanups completed in FY 2024 and increasing by 5 sites each year.

Missouri has completed 7,421 cleanups (91%) of the petroleum releases reported to date, exceeding U.S. EPA's national cleanup goal of 88%. At full appropriation, 15.75 project-managers work on 746 active tank remediation projects, approximately 47 sites per project-manager. Reporting of new petroleum releases are anticipated to decline in future years due to tank installation certification and operator self-inspection requirements. Receiving fewer new releases allows more time to work on existing petroleum cleanups. Turnover in previous fiscal years and the need to train new team members has impacted the cleanups completed per year.

PROGRAM DESCRIPTION

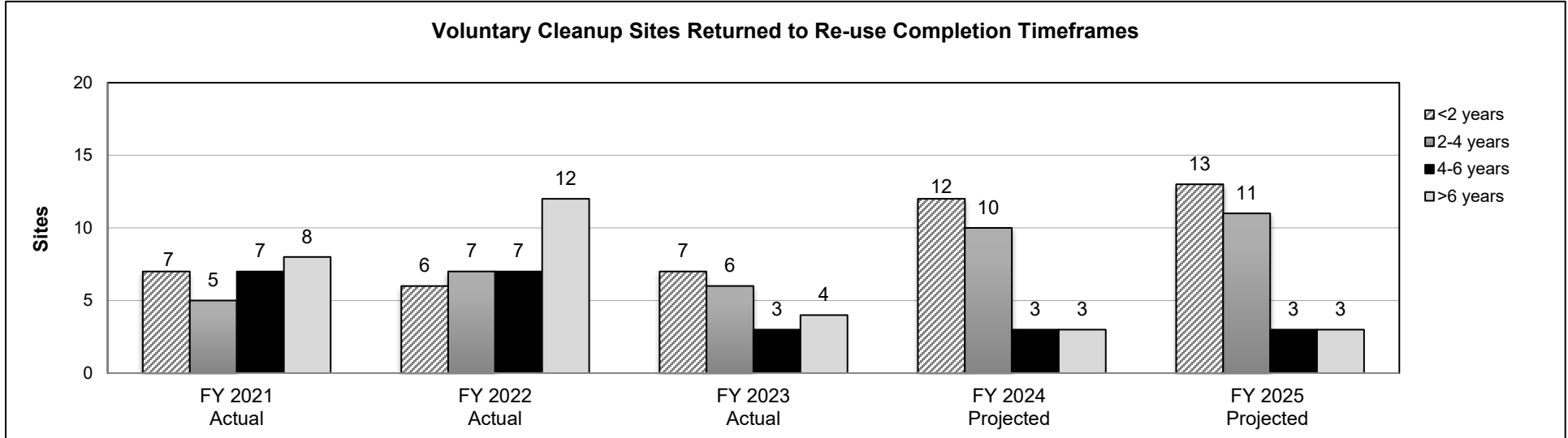
Department of Natural Resources

HB Section(s): 6.225, 6.265

DEQ - Environmental Remediation Program

Program is found in the following core budget(s): Environmental Remediation Program

2d. Provide a measure(s) of the program's efficiency (continued).



Properties in the Voluntary Cleanup Program range from residential to small businesses to multi-acre heavy industrial manufacturing facilities, with cleanups ranging from lead-based paint to extensive soil, groundwater, and indoor air contamination.

Since the beginning of the Voluntary Cleanup Program, approximately 42.5% of the properties complete the process within two years. The time to completion for a given site depends on the nature and extent of contamination and the effort with which the voluntary participant wishes to pursue site cleanup. Since inception of the program in 1995, 1,039 sites have been cleaned up. Totals vary due to a number of factors including participant financial issues, legal issues with adjacent landowners, complex sites requiring more time to cleanup, and participant delays in completing environmental covenant processes. In some cases, progress has slowed or stopped due to changes in work practice, consultant availability, and impacts on property transactions.

Goal: Complete 30-40 sites annually

PROGRAM DESCRIPTION

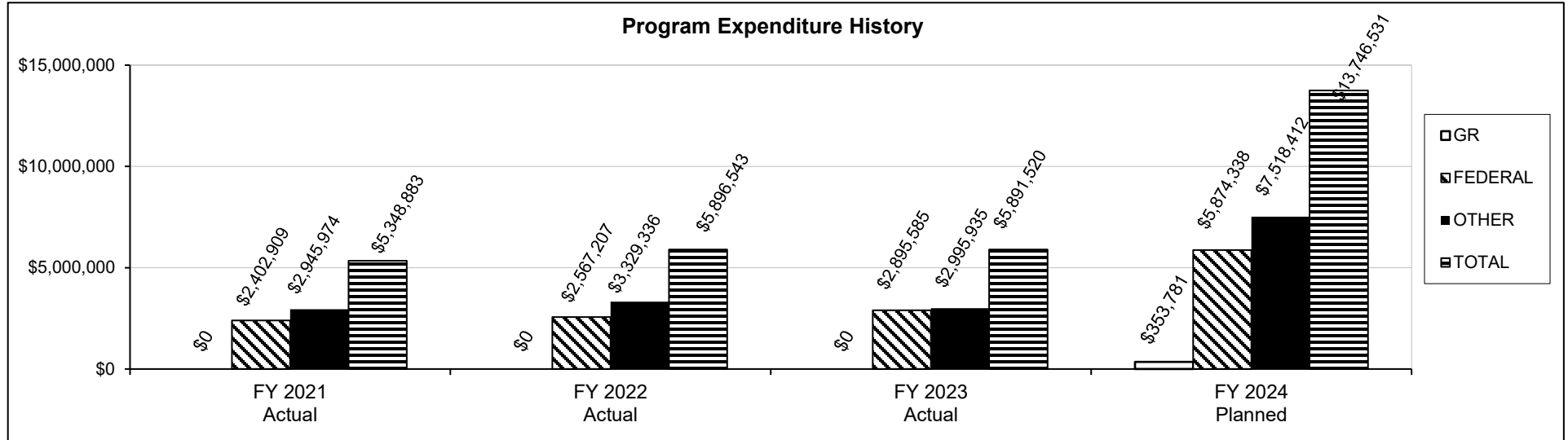
Department of Natural Resources

HB Section(s): 6.225, 6.265

DEQ - Environmental Remediation Program

Program is found in the following core budget(s): Environmental Remediation Program

3. Provide actual expenditures for the prior three fiscal years and planned expenditures for the current fiscal year. (Note: Amounts do not include fringe benefit costs.)



Financial data includes operating and pass-through appropriations. Beginning in FY 2013, core pass-through appropriations were set at a level to encumber and pay our commitments, which often span multiple fiscal years. FY 2024 Planned is shown at full appropriation.

4. What are the sources of the "Other " funds?

Natural Resources Protection Fund - Damages Subaccounts (0555); Solid Waste Management Fund (0570); Underground Storage Tank Regulation Program Fund (0586); Environmental Radiation Monitoring Fund (0656); Hazardous Waste Fund (0676)

PROGRAM DESCRIPTION

Department of Natural Resources		HB Section(s): 6.225, 6.265
DEQ - Environmental Remediation Program		
Program is found in the following core budget(s): Environmental Remediation Program		
5. What is the authorization for this program, i.e., federal or state statute, etc.? (Include the federal program number, if applicable.)		
<u>Pollution Prevention</u>		
Resource Conservation and Recovery Act of 1976 (RCRA), as amended		
Solid Waste Disposal Act of 1976		
Energy Policy Act of 2005		
RSMo 319.100 through 319.139	Petroleum Storage Tanks	
Title 42, USC part 9607(f)	Comprehensive Environmental Response, Compensation, and Liability Act of 1980, Oil Pollution Act of 1990	
RSMo Chapters 640 and 644	Missouri Clean Water Law	
RSMo Chapter 640	Missouri Safe Drinking Water Law	
RSMo 643.010 through 643.192	Air Pollution Control	
RSMo 260.200 through 260.255	Solid Waste Management	
<u>Remediation, Restoration, and Long-Term Stewardship</u>		
Title 42, USC part 9607(f)	Comprehensive Environmental Response, Compensation, and Liability Act of 1980	
Superfund Amendments and Reauthorization Act of 1986		
Atomic Energy Act of 1954, as amended, Section 21		
Energy Reorganization Act of 1974		
Department of Energy Organization Act of 1977, as amended		
Energy Policy Act of 1992, Title X and XI		
Small Business Liability Relief and Brownfields Revitalization Act 2002		
RSMo 260.435 through 260.480	Abandoned or Uncontrolled Sites (Registry)	
RSMo 260.565 through 260.609 and RSMo 447.700 through 447.708	Voluntary Remediation including Brownfields	
RSMo 319.100 through 319.139	Petroleum Storage Tanks	
RSMo 260.750	Environmental Radiation Monitoring	
RSMo 260.1039	Missouri Environmental Covenants Act	
RSMo 640.235	Natural Resources Protection Fund Damages	

PROGRAM DESCRIPTION

Department of Natural Resources	HB Section(s): <u>6.225, 6.265</u>
DEQ - Environmental Remediation Program	
Program is found in the following core budget(s): <u>Environmental Remediation Program</u>	
6. Are there federal matching requirements? If yes, please explain.	
<ul style="list-style-type: none"> Performance Partnership Grant - RCRA Brownfields 128 (a) Brownfields 104 (k) Defense/State Memorandum of Agreement (DSMOA) Ellisville Superfund Cooperative Agreement United States Department of Agriculture - Grain Bin Sites Superfund Combined Cooperative Agreement - Core Superfund Combined Cooperative Agreement - Pre-Remedial Response Superfund Combined Cooperative Agreement - Support Agency Weldon Spring Long-Term Surveillance and Maintenance Project Leaking Underground Storage Tank-Preventative Leaking Underground Storage Tank Trust Fund-Corrective Action Minuteman II Longterm Stewardship General Services Administration (GSA) - Environmental Project Assistance Oronogo Duenweg OU1 Reverse Cooperative Agreement Various State Superfund Contracts Tri-State Mining District Restoration Compensatory Determination Plan Greenfields Multistate Agreement MO Army National Guard - OTAG 	<ul style="list-style-type: none"> 25% State (EPA) 100% Federal (EPA) 100% Federal (EPA) 100% Federal (DOD) 100% Federal (EPA) 100% Federal (USDA) 10% State (EPA) 100% Federal (EPA) 100% Federal (EPA) 100% Federal (DOE) 25% State (EPA) 10% State (EPA) 100% Federal (DOD) 100% Federal (GSA) 100% State (EPA) 10% State (this covers our 10% state Superfund obligation) 100% Federal (US Fish and Wildlife Service) 100% Federal (Multistate Trust) 100% Federal (MOARNG)
7. Is this a federally mandated program? If yes, please explain.	
<p>Through delegation from, and agreements with, the U.S. Environmental Protection Agency, the Environmental Remediation Program supports the federal Resource Conservation and Recovery Act (RCRA), Section 9004 of the Solid Waste Disposal Act as amended by RCRA, the Superfund Amendments and Reauthorization Act of 1986, and 40 CFR Part 281. In addition, work performed under the Comprehensive Environmental Response Compensation and Liability Act (CERCLA), as well as cleanup oversight at Federal Facilities sites, is mandated by the federal government.</p>	

NEW DECISION ITEM
RANK: 011 OF 031

Department of Natural Resources	Budget Unit <u>79241C</u>
Division of Environmental Quality	
GR Trf to Radioactive Waste Investigation Fund DI# 1780007	HB Section <u>6.261</u>

1. AMOUNT OF REQUEST

FY 2025 Budget Request					FY 2025 Governor's Recommendation				
	GR	Federal	Other	Total		GR	Federal	Other	Total
PS	0	0	0	0	PS	0	0	0	0
EE	0	0	0	0	EE	0	0	0	0
PSD	0	0	0	0	PSD	0	0	0	0
TRF	154,639	0	0	154,639	TRF	0	0	0	0
Total	154,639	0	0	154,639	Total	0	0	0	0
FTE	0.00	0.00	0.00	0.00	FTE	0.00	0.00	0.00	0.00
Est. Fringe	0	0	0	0	Est. Fringe	0	0	0	0
Note: Fringes budgeted in House Bill 5 except for certain fringes budgeted directly to MoDOT, Highway Patrol, and Conservation.					Note: Fringes budgeted in House Bill 5 except for certain fringes budgeted directly to MoDOT, Highway Patrol, and Conservation.				

Other Funds: Not applicable
Non-Counts: Not applicable

2. THIS REQUEST CAN BE CATEGORIZED AS:

<input checked="" type="checkbox"/> New Legislation	<input type="checkbox"/> New Program	<input type="checkbox"/> Fund Switch
<input type="checkbox"/> Federal Mandate	<input type="checkbox"/> Program Expansion	<input type="checkbox"/> Cost to Continue
<input type="checkbox"/> GR Pick-Up	<input type="checkbox"/> Space Request	<input type="checkbox"/> Equipment Replacement
<input type="checkbox"/> Pay Plan	<input type="checkbox"/> Other: _____	

NEW DECISION ITEM
RANK: 011 **OF** 031

Department of Natural Resources	Budget Unit <u>79241C</u>
Division of Environmental Quality	
GR Trf to Radioactive Waste Investigation Fund <u>DI# 1780007</u>	HB Section <u>6.261</u>

3. WHY IS THIS FUNDING NEEDED? PROVIDE AN EXPLANATION FOR ITEMS CHECKED IN #2. INCLUDE THE FEDERAL OR STATE STATUTORY OR CONSTITUTIONAL AUTHORIZATION FOR THIS PROGRAM.

This request is for the transfer of \$150,000 (after 3% reserve) from General Revenue to the Radioactive Waste Investigation Fund (0560) for the contractual costs of investigations. This transfer will allow the department to oversee and perform radioactive waste investigations throughout the state.

The department oversees radioactive investigations conducted by the federal government related to the Manhattan Project, primarily in the St. Louis area. Section 260.391, RSMo. allows transfer of funds from the Hazardous Waste Fund to the Radioactive Waste Investigation Fund (Section 260.558, RSMo.) for the purpose of investigating concerns of exposure to radioactive waste by request of a local governing body. It is anticipated that the department will receive requests for investigations of various locations, potentially throughout the state, and contract services will be needed to perform the sampling associated with the investigations. The Hazardous Waste Fund is experiencing solvency issues and is currently projected to be insolvent in FY 2027.

Citizens and lawmakers are concerned with impacts of past and current federal government activities related to radioactive waste handling and remediation. Currently, the department has no sustainable funds to oversee the federal government's remediation activities or to conduct radioactive investigations under Section 260.558, RSMo. Due to the increased interest in the radiological remediation projects currently underway and numerous issues that have drawn the public interest, it is anticipated that the department will receive numerous requests for investigations. General Revenue is being requested because the current Hazardous Waste Fund balance cannot support the current workload as well as the radioactive waste investigation workload. As a result, without this General Revenue funding, the department would be unable to fund the vast majority of these requests.

4. DESCRIBE THE DETAILED ASSUMPTIONS USED TO DERIVE THE SPECIFIC REQUESTED AMOUNT. (How did you determine that the requested number of FTE were appropriate? From what source or standard did you derive the requested levels of funding? Were alternatives such as outsourcing or automation considered? If based on new legislation, does request tie to TAFP fiscal note? If not, explain why. Detail which portions of the request are one-times and how those amounts were calculated.)

Contractual Cost of Samples Per Area of Interest (AOI):	Total Units	Cost Per Unit	Total Cost
Quality Assurance Project Plan, Investigation Workplan, Perform Sampling, Investigation Report	3	\$ 50,000	\$ 150,000 (after 3% reserve)

See corresponding Radioactive Waste Investigation Operations new decision item for operating and pass-through (contractual) authority.

NEW DECISION ITEM
RANK: 011 OF 031

Department of Natural Resources			Budget Unit 79241C						
Division of Environmental Quality									
GR Trf to Radioactive Waste Investigation Fund		DI# 1780007	HB Section		6.261				
5. BREAK DOWN THE REQUEST BY BUDGET OBJECT CLASS, JOB CLASS, AND FUND SOURCE. IDENTIFY ONE-TIME COSTS.									
Budget Object Class/Job Class	Dept Req GR DOLLARS	Dept Req GR FTE	Dept Req FED DOLLARS	Dept Req FED FTE	Dept Req OTHER DOLLARS	Dept Req OTHER FTE	Dept Req TOTAL DOLLARS	Dept Req TOTAL FTE	Dept Req One-Time DOLLARS
Total PS	0	0.00	0	0.00	0	0.00	0	0.00	0
Total EE	0		0		0		0		0
Total PSD	0		0		0		0		0
Transfers	154,639						154,639		
Total TRF	154,639		0		0		154,639		0
Grand Total	154,639	0.00	0	0.00	0	0.00	154,639	0.00	0
Budget Object Class/Job Class	Gov Rec GR DOLLARS	Gov Rec GR FTE	Gov Rec FED DOLLARS	Gov Rec FED FTE	Gov Rec OTHER DOLLARS	Gov Rec OTHER FTE	Gov Rec TOTAL DOLLARS	Gov Rec TOTAL FTE	Gov Rec One-Time DOLLARS
Total PS	0	0.00	0	0.00	0	0.00	0	0.00	0
Total EE	0		0		0		0		0
Total PSD	0		0		0		0		0
Transfers							0		
Total TRF	0		0		0		0		0
Grand Total	0	0.00	0	0.00	0	0.00	0	0.00	0

Department of Natural Resources

DECISION ITEM DETAIL

Budget Unit	FY 2023	FY 2023	FY 2024	FY 2024	FY 2025	FY 2025	*****	*****
Decision Item	ACTUAL	ACTUAL	BUDGET	BUDGET	DEPT REQ	DEPT REQ	SECURED	SECURED
Budget Object Class	DOLLAR	FTE	DOLLAR	FTE	DOLLAR	FTE	COLUMN	COLUMN
GR TRF TO RAD WASTE INVESTGN								
GR Trf to Rad Waste Inves Fund - 1780007								
TRANSFERS OUT	0	0.00	0	0.00	154,639	0.00	0	0.00
TOTAL - TRF	0	0.00	0	0.00	154,639	0.00	0	0.00
GRAND TOTAL	\$0	0.00	\$0	0.00	\$154,639	0.00	\$0	0.00
GENERAL REVENUE	\$0	0.00	\$0	0.00	\$154,639	0.00		0.00
FEDERAL FUNDS	\$0	0.00	\$0	0.00	\$0	0.00		0.00
OTHER FUNDS	\$0	0.00	\$0	0.00	\$0	0.00		0.00

NEW DECISION ITEM
RANK: 012 OF 031

Department of Natural Resources	Budget Unit 78870C, 79445C
Division of Environmental Quality	
Radioactive Waste Investigation Operations DI# 1780008	HB Section 6.225, 6.265

1. AMOUNT OF REQUEST

FY 2025 Budget Request					FY 2025 Governor's Recommendation				
	GR	Federal	Other	Total		GR	Federal	Other	Total
PS	67,656	0	0	67,656	PS	0	0	0	0
EE	3,475	0	150,000	153,475	EE	0	0	0	0
PSD	0	0	0	0	PSD	0	0	0	0
TRF	0	0	0	0	TRF	0	0	0	0
Total	71,131	0	150,000	221,131	Total	0	0	0	0
FTE	0.00	0.00	0.00	0.00	FTE	0.00	0.00	0.00	0.00

Est. Fringe	41,290	0	0	41,290
--------------------	--------	---	---	--------

Note: Fringes budgeted in House Bill 5 except for certain fringes budgeted directly to MoDOT, Highway Patrol, and Conservation.

Other Funds: Radioactive Waste Investigation Fund (0560)
Non-Counts: Radioactive Waste Investigation Fund (0560)

Est. Fringe	0	0	0	0
--------------------	---	---	---	---

Note: Fringes budgeted in House Bill 5 except for certain fringes budgeted directly to MoDOT, Highway Patrol, and Conservation.

2. THIS REQUEST CAN BE CATEGORIZED AS:

<input type="checkbox"/> New Legislation	<input type="checkbox"/> New Program	<input type="checkbox"/> Fund Switch
<input type="checkbox"/> Federal Mandate	<input type="checkbox"/> Program Expansion	<input type="checkbox"/> Cost to Continue
<input type="checkbox"/> GR Pick-Up	<input type="checkbox"/> Space Request	<input type="checkbox"/> Equipment Replacement
<input type="checkbox"/> Pay Plan	<input checked="" type="checkbox"/> Other: Statutorily Requested, Section 260.391 RSMo	

NEW DECISION ITEM
RANK: 012 OF 031

Department of Natural Resources	Budget Unit <u>78870C, 79445C</u>
Division of Environmental Quality	
Radioactive Waste Investigation Operations DI# 1780008	HB Section <u>6.225, 6.265</u>

3. WHY IS THIS FUNDING NEEDED? PROVIDE AN EXPLANATION FOR ITEMS CHECKED IN #2. INCLUDE THE FEDERAL OR STATE STATUTORY OR CONSTITUTIONAL AUTHORIZATION FOR THIS PROGRAM.

This request is for operating costs (Personal Service and Expense and Equipment) for one Assistant/Associate Engineer from General Revenue and \$150,000 from the Radioactive Waste Investigation Fund (0560) for the cost of investigations. These appropriations will allow the department to oversee and perform radioactive waste investigations throughout the state.

The department oversees radioactive investigations conducted by the federal government related to the Manhattan Project, primarily in the St. Louis area. Section 260.391, RSMo. allows transfer of funds from the Hazardous Waste Fund to the Radioactive Waste Investigation Fund (Section 260.558, RSMo.) for the purpose of investigating concerns of exposure to radioactive waste by request of a local governing body. It is anticipated that the department will receive requests for investigations of various locations, potentially throughout the state, and contract services will be needed to perform the sampling associated with the investigations. The Hazardous Waste Fund is experiencing solvency issues and is currently projected to be insolvent in FY 2027.

Citizens and lawmakers are concerned with impacts of past and current federal government activities related to radioactive waste handling and remediation. Currently, the department has no sustainable funds to oversee the federal government's remediation activities or to conduct radioactive investigations under Section 260.558, RSMo. Due to the increased interest in the radiological remediation projects currently underway and to numerous issues that have drawn the public interest, it is anticipated that the department will receive numerous requests for investigations. General Revenue is being requested because the current Hazardous Waste Fund balance cannot support the current workload as well as the radioactive waste investigation workload. As a result, without this General Revenue funding, the department would be unable to fund the vast majority of these requests.

NEW DECISION ITEM
RANK: 012 OF 031

Department of Natural Resources	Budget Unit 78870C, 79445C
Division of Environmental Quality	
Radioactive Waste Investigation Operations DI# 1780008	HB Section 6.225, 6.265

4. DESCRIBE THE DETAILED ASSUMPTIONS USED TO DERIVE THE SPECIFIC REQUESTED AMOUNT. (How did you determine that the requested number of FTE were appropriate? From what source or standard did you derive the requested levels of funding? Were alternatives such as outsourcing or automation considered? If based on new legislation, does request tie to TAFP fiscal note? If not, explain why. Detail which portions of the request are one-times and how those amounts were calculated.)

Although existing FTE will be used, personal service appropriation authority is needed as there are no allowable funding sources to fund the FTE. See corresponding new decision item for the \$150,000 transfer authority from GR to the Radioactive Waste Investigation Fund.

The following is a breakdown of the costs for overseeing and conducting radioactive investigations throughout the state:

Contractual Cost of Samples Per Area of Interest (AOI):	Total Units	Cost Per Unit	Total Cost
Quality Assurance Project Plan, Investigation Workplan, Perform Sampling, Investigation Report	3	\$ 50,000	\$ 150,000
Personal Service (Existing Assistant Associate Engineer FTE)	2,080	\$ 32.53	\$ 67,656
Project Management, Oversight, Review and Prioritization of Requests	780		
Educate and Public Outreach	120		
Contract Scope of Work, Draft and Finalize	80		
Contractor Bids - Review and Selection	80		
Field Reconnaissance, Property Access Agreement (3 AOIs at 60 hrs/AOI)	180		
Quality Assurance Project Plan (QAPP), Review and Approve Draft and Final (3 AOIs at 60 hrs/AOI)	180		
Investigation Workplan, Review and Approve (3 AOIs at 60 hrs/AOI)	180		
Oversee Sampling, Property Access Issues (3 AOIs at 60 hrs/AOI)	180		
Investigation Report, Review and Approve Draft and Final (3 AOIs at 80 hrs/AOI)	240		
Report Results to Attorney General's Office, Local Governing Body, and Website (3 AOIs at 20 hrs/AOI)	60		
Operating E&E			\$ 3,475
Total costs for overseeing and conducting radioactive investigations throughout the state is estimated at:			\$ 221,131

NEW DECISION ITEM
RANK: 012 OF 031

Department of Natural Resources			Budget Unit 78870C, 79445C						
Division of Environmental Quality									
Radioactive Waste Investigation Operations		DI# 1780008		HB Section		6.225, 6.265			
5. BREAK DOWN THE REQUEST BY BUDGET OBJECT CLASS, JOB CLASS, AND FUND SOURCE. IDENTIFY ONE-TIME COSTS.									
	Dept Req	Dept Req	Dept Req	Dept Req	Dept Req	Dept Req	Dept Req	Dept Req	Dept Req
	GR	GR	FED	FED	OTHER	OTHER	TOTAL	TOTAL	One-Time
Budget Object Class/Job Class	DOLLARS	FTE	DOLLARS	FTE	DOLLARS	FTE	DOLLARS	FTE	DOLLARS
09ER20 - Associate Engineer	67,656	0.0					67,656	0.0	
Total PS (78870C)	67,656	0.00	0	0.00	0	0.00	67,656	0.00	0
140 - Travel, In-State	1,292						1,292		
160 - Travel, Out-of-State	239						239		
190 - Supplies	409						409		
320 - Professional Development	561						561		
340 - Communication Servs & Supplies	543						543		
400 - Professional Services					150,000		150,000		
430 - M&R Services	318						318		
480 - Computer Equipment							0		
580 - Office Equipment	113						113		
740 - Miscellaneous Expenses							0		
Total EE (78870C, 79445C)	3,475		0		150,000		153,475		0
Total PSD	0		0		0		0		0
Total TRF	0		0		0		0		0
Grand Total	71,131	0.00	0	0.00	150,000	0.00	221,131	0.00	0

NEW DECISION ITEM
RANK: 012 OF 031

Department of Natural Resources			Budget Unit <u>78870C, 79445C</u>						
Division of Environmental Quality									
Radioactive Waste Investigation Operations			HB Section <u>6.225, 6.265</u>						
Budget Object Class/Job Class	Gov Rec GR DOLLARS	Gov Rec GR FTE	Gov Rec FED DOLLARS	Gov Rec FED FTE	Gov Rec OTHER DOLLARS	Gov Rec OTHER FTE	Gov Rec TOTAL DOLLARS	Gov Rec TOTAL FTE	Gov Rec One-Time DOLLARS
09ER20 - Associate Engineer							0	0.0	
Total PS	<u>0</u>	<u>0.0</u>	<u>0</u>	<u>0.0</u>	<u>0</u>	<u>0.0</u>	<u>0</u>	<u>0.0</u>	<u>0</u>
140 - Travel, In-State							0		
160 - Travel, Out-of-State							0		
190 - Supplies							0		
320 - Professional Development							0		
340 - Communication Servs & Supplies							0		
400 - Professional Services							0		
430 - M&R Services							0		
480 - Computer Equipment							0		
580 - Office Equipment							0		
740 - Miscellaneous Expenses							0		
Total EE	<u>0</u>		<u>0</u>		<u>0</u>		<u>0</u>		<u>0</u>
Program Distributions							0		
Total PSD	<u>0</u>		<u>0</u>		<u>0</u>		<u>0</u>		<u>0</u>
Total TRF	<u>0</u>		<u>0</u>		<u>0</u>		<u>0</u>		<u>0</u>
Grand Total	<u>0</u>	<u>0.0</u>	<u>0</u>	<u>0.0</u>	<u>0</u>	<u>0.0</u>	<u>0</u>	<u>0.0</u>	<u>0</u>

NEW DECISION ITEM
RANK: 012 OF 031

Department of Natural Resources	Budget Unit	<u>78870C, 79445C</u>
Division of Environmental Quality		
Radioactive Waste Investigation Operations	DI#	<u>1780008</u>
	HB Section	<u>6.225, 6.265</u>

6. PERFORMANCE MEASURES (If new decision item has an associated core, separately identify projected performance with & without additional funding.)

6a. Provide an activity measure(s) for the program.

Number of investigations completed.

6b. Provide a measure(s) of the program's quality.

Number of requests received versus time until response.

6c. Provide a measure(s) of the program's impact.

Number of responses and concerns addressed versus number of investigations requested.

Population served per request.

6d. Provide a measure(s) of the program's efficiency.

Number of requests received versus number of requests responded to.

7. STRATEGIES TO ACHIEVE THE PERFORMANCE MEASUREMENT TARGETS:

Securing appropriation authority will ensure the state is able to meet the statutory requirement to perform or oversee radioactive waste investigations when requested by a local governing body. This work would provide reasonable response times to the public's request for radiological investigations. These investigations would alleviate public concerns and provide protection of human health and the environment.

Department of Natural Resources

DECISION ITEM DETAIL

Budget Unit	FY 2023	FY 2023	FY 2024	FY 2024	FY 2025	FY 2025	*****	*****
Decision Item	ACTUAL	ACTUAL	BUDGET	BUDGET	DEPT REQ	DEPT REQ	SECURED	SECURED
Budget Object Class	DOLLAR	FTE	DOLLAR	FTE	DOLLAR	FTE	COLUMN	COLUMN
ENV REMEDIATION PROGRAM								
Rad Waste Invest Operations - 1780008								
ASSOCIATE ENGINEER	0	0.00	0	0.00	67,656	0.00	0	0.00
TOTAL - PS	0	0.00	0	0.00	67,656	0.00	0	0.00
TRAVEL, IN-STATE	0	0.00	0	0.00	1,292	0.00	0	0.00
TRAVEL, OUT-OF-STATE	0	0.00	0	0.00	239	0.00	0	0.00
SUPPLIES	0	0.00	0	0.00	409	0.00	0	0.00
PROFESSIONAL DEVELOPMENT	0	0.00	0	0.00	561	0.00	0	0.00
COMMUNICATION SERV & SUPP	0	0.00	0	0.00	543	0.00	0	0.00
M&R SERVICES	0	0.00	0	0.00	318	0.00	0	0.00
OFFICE EQUIPMENT	0	0.00	0	0.00	113	0.00	0	0.00
TOTAL - EE	0	0.00	0	0.00	3,475	0.00	0	0.00
GRAND TOTAL	\$0	0.00	\$0	0.00	\$71,131	0.00	\$0	0.00
GENERAL REVENUE	\$0	0.00	\$0	0.00	\$71,131	0.00		0.00
FEDERAL FUNDS	\$0	0.00	\$0	0.00	\$0	0.00		0.00
OTHER FUNDS	\$0	0.00	\$0	0.00	\$0	0.00		0.00

Department of Natural Resources

DECISION ITEM DETAIL

Budget Unit	FY 2023	FY 2023	FY 2024	FY 2024	FY 2025	FY 2025	*****	*****
Decision Item	ACTUAL	ACTUAL	BUDGET	BUDGET	DEPT REQ	DEPT REQ	SECURED	SECURED
Budget Object Class	DOLLAR	FTE	DOLLAR	FTE	DOLLAR	FTE	COLUMN	COLUMN
HAZARDOUS SITES PSD								
Rad Waste Invest Operations - 1780008								
PROFESSIONAL SERVICES	0	0.00	0	0.00	150,000	0.00	0	0.00
TOTAL - EE	0	0.00	0	0.00	150,000	0.00	0	0.00
GRAND TOTAL	\$0	0.00	\$0	0.00	\$150,000	0.00	\$0	0.00
GENERAL REVENUE								
	\$0	0.00	\$0	0.00	\$0	0.00		0.00
FEDERAL FUNDS								
	\$0	0.00	\$0	0.00	\$0	0.00		0.00
OTHER FUNDS								
	\$0	0.00	\$0	0.00	\$150,000	0.00		0.00

NEW DECISION ITEM
RANK: 016 OF 031

Department of Natural Resources	Budget Unit 79445C
Division of Environmental Quality	
Abandoned Tank Release & Orphaned Tank Closure DI# 1780012	HB Section 6.265

1. AMOUNT OF REQUEST

FY 2025 Budget Request				
	GR	Federal	Other	Total
PS	0	0	0	0
EE	6,873,333	0	0	6,873,333
PSD	0	0	0	0
TRF	0	0	0	0
Total	6,873,333	0	0	6,873,333
FTE	0.00	0.00	0.00	0.00

Est. Fringe	0	0	0	0
--------------------	---	---	---	---

Note: Fringes budgeted in House Bill 5 except for certain fringes budgeted directly to MoDOT, Highway Patrol, and Conservation.

Other Funds: Not applicable
Non-Counts: Not applicable

FY 2025 Governor's Recommendation				
	GR	Federal	Other	Total
PS	0	0	0	0
EE	0	0	0	0
PSD	0	0	0	0
TRF	0	0	0	0
Total	0	0	0	0
FTE	0.00	0.00	0.00	0.00

Est. Fringe	0	0	0	0
--------------------	---	---	---	---

Note: Fringes budgeted in House Bill 5 except for certain fringes budgeted directly to MoDOT, Highway Patrol, and Conservation.

2. THIS REQUEST CAN BE CATEGORIZED AS:

<input checked="" type="checkbox"/> New Legislation	<input type="checkbox"/> New Program	<input type="checkbox"/> Fund Switch
<input type="checkbox"/> Federal Mandate	<input type="checkbox"/> Program Expansion	<input type="checkbox"/> Cost to Continue
<input type="checkbox"/> GR Pick-Up	<input type="checkbox"/> Space Request	<input type="checkbox"/> Equipment Replacement
<input type="checkbox"/> Pay Plan	<input type="checkbox"/> Other: _____	

NEW DECISION ITEM
RANK: 016 OF 031

Department of Natural Resources	Budget Unit <u>79445C</u>
Division of Environmental Quality	
Abandoned Tank Release & Orphaned Tank Closure DI# 1780012	HB Section <u>6.265</u>

3. WHY IS THIS FUNDING NEEDED? PROVIDE AN EXPLANATION FOR ITEMS CHECKED IN #2. INCLUDE THE FEDERAL OR STATE STATUTORY OR CONSTITUTIONAL AUTHORIZATION FOR THIS PROGRAM.

This new appropriation authority will allow the department to address several abandoned petroleum tank releases into the environment and the removal of orphaned petroleum tanks. The department has not received an increase in federal core funding under the current assistance agreement with the Environmental Protection Agency (EPA) for the last several years. In addition, the department did not receive authorized funding under the American Rescue Plan Act for these activities. Therefore, the department is requesting General Revenue funds to properly address petroleum releases and remove abandoned tanks from the environment.

Missouri has delegated federal authority to administer the state underground storage tank program under the Solid Waste Disposal Act. Title 40 of the Code of Federal Regulations § 281.21(d) requires an existing state funding mechanism to meet the costs of administering and enforcing the required program elements. EPA reviews any restrictions or limitations placed upon this funding and ensures the program operates on a basis no less stringent than federal law. Without sufficient independent funding, Missouri may be unable to meet the requirements for continued state program approval by EPA. With no viable responsible party, corrective action consistent with the substantive requirements of 40 CFR 280.60 through 280.66 for these abandoned releases and closure of orphaned tanks becomes the responsibility of the state.

The department proposes to assess and remediate abandoned and orphaned petroleum tank sites, many of which may be in economically disadvantaged communities. A petroleum tank site is considered abandoned when an owner/operator does not exist, or when the ability to pay for cleanup does not exist, such as a financially bankrupt responsible party. A petroleum tank site is considered orphaned when it is buried underground and needs to be properly closed, but is without a viable or responsible party. These sites threaten soil and groundwater and are barriers for redevelopment/reuse of properties, often located along high-visibility urban corridors, thus contributing to blight.

The department identified 55 sites that are not eligible for insurance coverage through the Petroleum Storage Tank Insurance Fund (PSTIF) and whose owners are not responsible by law to remove petroleum contamination or underground storage tanks. The department proposes to establish selection criteria based on environmental concern and opportunity for redevelopment within disadvantaged and low income communities. The department will work with communities or property owners to provide an assessment on the extent of contamination and cleanup, including tank closure of abandoned gasoline stations for petroleum contamination. This effort will consist of conducting environmental site characterizations, remediation and cleanup work, and some tank removals, if applicable. The department will procure contracts to conduct this work to include project execution, tracking, and reporting.

The department also identified 56 petroleum storage tank release sites that need to meet the \$10,000 insurance deductible required by the PSTIF, which exists in part to fund cleanups at old, non-insured tank sites. Meeting the deductible would leverage up to \$1,000,000 per occurrence less the deductible to address cleanups at these sites. In addition, the department identified 72 sites with 187 orphaned tanks remaining underground. Many of these tanks are located in economically disadvantaged areas and communities. These tanks pose future environmental liability through misuse or release into the environment and need to be removed.

(continued on following page)

NEW DECISION ITEM
RANK: 016 OF 031

Department of Natural Resources Division of Environmental Quality Abandoned Tank Release & Orphaned Tank Closure DI# 1780012	Budget Unit 79445C HB Section 6.265
---	--

3. WHY IS THIS FUNDING NEEDED? PROVIDE AN EXPLANATION FOR ITEMS CHECKED IN #2. INCLUDE THE FEDERAL OR STATE STATUTORY OR CONSTITUTIONAL AUTHORIZATION FOR THIS PROGRAM (continued).

Property owners of former tank sites will be better served by cleaning up backlogged remediation sites faster. Cleaning up sites faster means putting properties back into use, which benefits not only the property owners, but the communities affected by these often unused and blighted properties. These properties can be returned to productive use and create jobs that redevelop these properties.

Eligible activities include:

- Tank closure of orphaned tanks;
- Technical assistance to evaluate closure of abandoned releases;
- Provide risk assessments to evaluate exposures to human health and the environment;
- Provide site characterization work to delineate the petroleum contamination;
- Provide corrective action activities to remediate contamination or recover free product to the extent practicable; and
- Provide groundwater monitoring and evaluation of the data to determine plume stability.

4. DESCRIBE THE DETAILED ASSUMPTIONS USED TO DERIVE THE SPECIFIC REQUESTED AMOUNT. (How did you determine that the requested number of FTE were appropriate? From what source or standard did you derive the requested levels of funding? Were alternatives such as outsourcing or automation considered? If based on new legislation, does request tie to TAFP fiscal note? If not, explain why. Detail which portions of the request are one-times and how those amounts were calculated.)

The following is a breakdown of the costs for conducting investigation and remediation activities at the 111 tank sites and removal cost for 187 orphaned tanks that is anticipated to be completed over three to five years:

55 abandoned sites ineligible for insurance coverage through PSTIF (\$18 million)

30 sites with monitoring wells at \$150,000 per site = \$4,500,000

10 sites with monitoring wells and product removal at \$300,000 per site = \$3,000,000

15 sites with monitoring wells, product removal, and additional corrective action at \$700,000 per site = \$10,500,000

56 petroleum tank release sites need to meet the \$10,000 insurance deductible required by the state Petroleum Storage Tank Insurance Fund. Average cost per tank release site is estimated at \$13,393 to ensure deductible requirements are met = **\$750,000**

Removal cost for orphaned underground petroleum storage tanks is estimated at **\$1,870,000** overall for 187 tanks at \$10,000 for each tank removed.

Total costs for conducting investigation and remediation activities at the 111 tank sites and removal of 187 orphaned tanks is estimated at **\$20,620,000**.

NEW DECISION ITEM
RANK: 016 OF 031

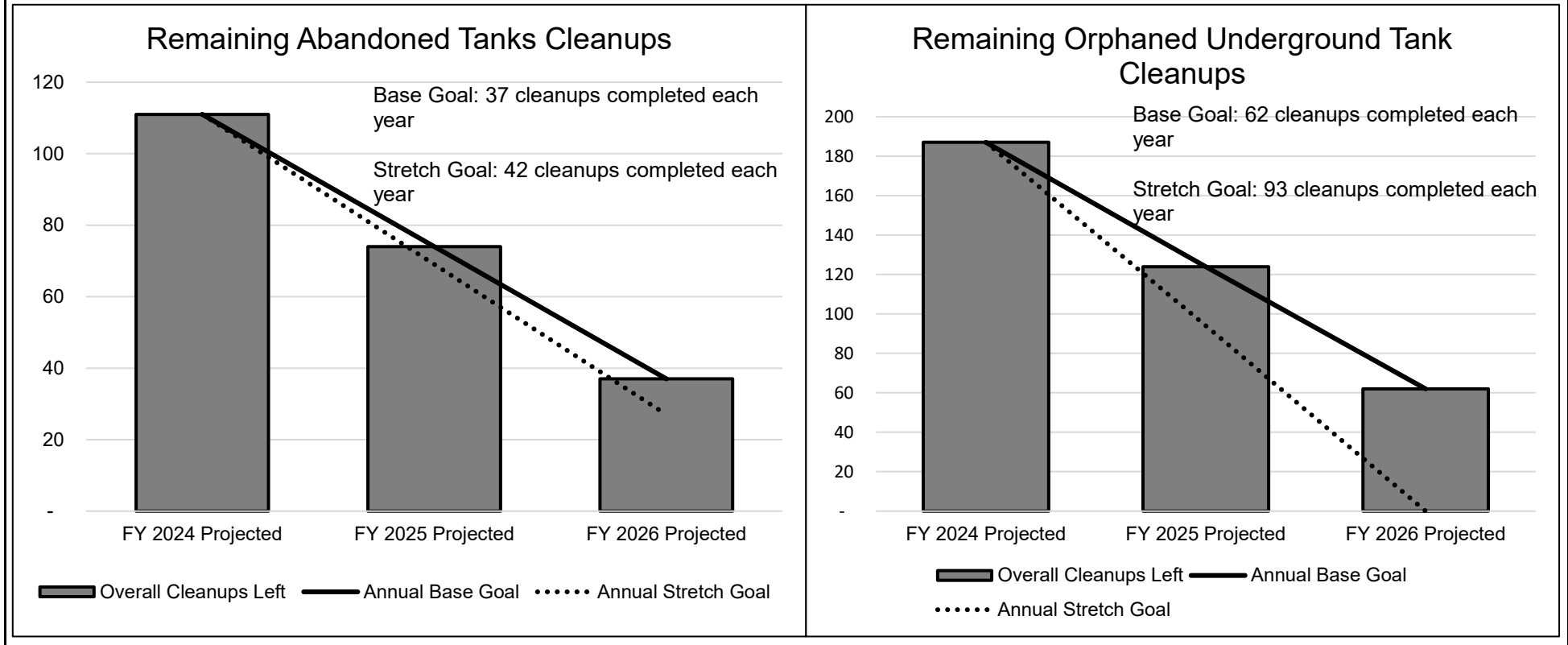
Department of Natural Resources			Budget Unit 79445C						
Division of Environmental Quality									
Abandoned Tank Release & Orphaned Tank Closure DI# 1780012			HB Section 6.265						
5. BREAK DOWN THE REQUEST BY BUDGET OBJECT CLASS, JOB CLASS, AND FUND SOURCE. IDENTIFY ONE-TIME COSTS.									
Budget Object Class/Job Class	Dept Req GR DOLLARS	Dept Req GR FTE	Dept Req FED DOLLARS	Dept Req FED FTE	Dept Req OTHER DOLLARS	Dept Req OTHER FTE	Dept Req TOTAL DOLLARS	Dept Req TOTAL FTE	Dept Req One-Time DOLLARS
Total PS	0 0	0.00 0.00	0	0.00	0	0.00	0	0.00	0
400 - Professional Services	6,873,333						6,873,333		
Total EE	6,873,333		0		0		6,873,333		0
Total PSD	0		0		0		0		0
Grand Total	6,873,333	0.00	0	0.00	0	0.00	6,873,333	0.00	0
Budget Object Class/Job Class	Gov Rec GR DOLLARS	Gov Rec GR FTE	Gov Rec FED DOLLARS	Gov Rec FED FTE	Gov Rec OTHER DOLLARS	Gov Rec OTHER FTE	Gov Rec TOTAL DOLLARS	Gov Rec TOTAL FTE	Gov Rec One-Time DOLLARS
Total PS	0	0.00	0	0.00	0	0.00	0	0.00	0
400 - Professional Services							0		
Total EE	0		0		0		0		0
Total PSD	0		0		0		0		0
Grand Total	0	0.00	0	0.00	0	0.00	0	0.00	0

Department of Natural Resources	Budget Unit <u>79445C</u>
Division of Environmental Quality	
Abandoned Tank Release & Orphaned Tank Closure DI# <u>1780012</u>	HB Section <u>6.265</u>

6. PERFORMANCE MEASURES (If new decision item has an associated core, separately identify projected performance with & without additional funding.)

6a. Provide an activity measure(s) for the program.

This appropriation authority will allow the department to conduct cleanup activities at 111 sites that are abandoned and have no viable responsible party to conduct the activities and remove 187 orphaned underground storage tanks. This would increase the number of cleanups completed each year. This is a new measure so no prior year data is available.

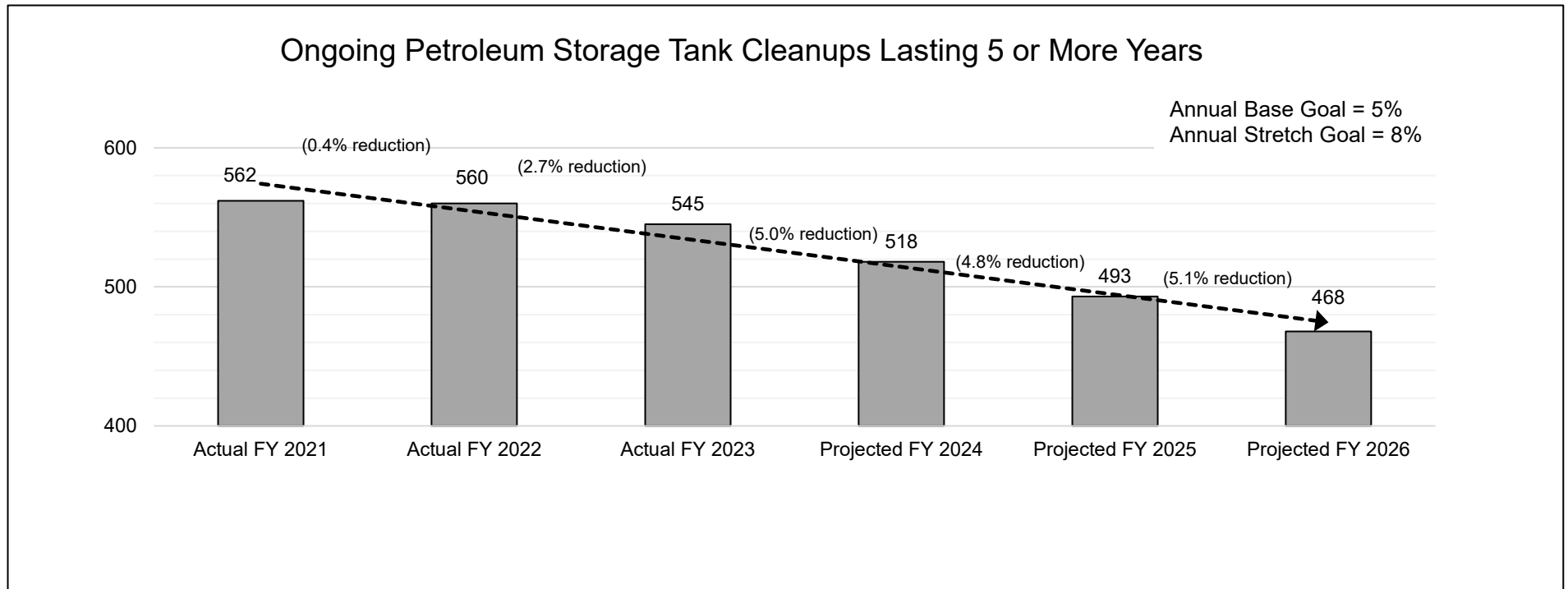


NEW DECISION ITEM
RANK: 016 OF 031

Department of Natural Resources	Budget Unit 79445C
Division of Environmental Quality	
Abandoned Tank Release & Orphaned Tank Closure DI# 1780012	HB Section 6.265

6b. Provide a measure(s) of the program's quality.

The department's goal is to reduce the number of legacy site cleanups so more sites can be cleaned up within 5 years or less. Many of these abandoned cleanups are greater than 20 years old. This funding would reduce the percentage of older cleanups and achieve backlog reduction.



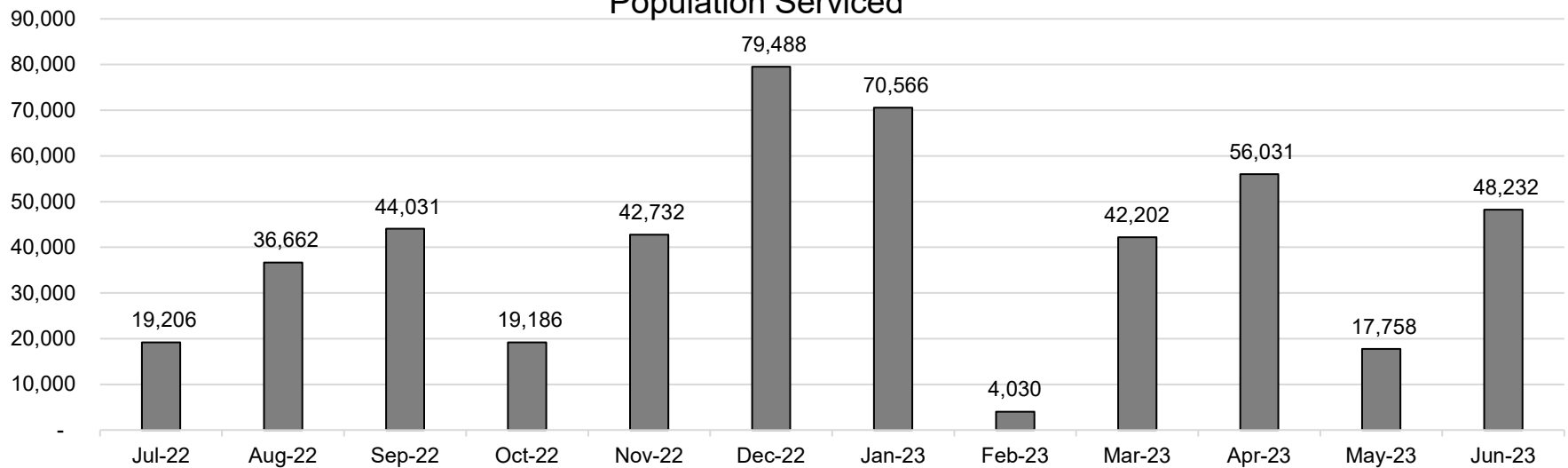
NEW DECISION ITEM
RANK: 016 OF 031

Department of Natural Resources	Budget Unit 79445C
Division of Environmental Quality	
Abandoned Tank Release & Orphaned Tank Closure DI# 1780012	HB Section 6.265

6c. Provide a measure(s) of the program's impact.

The cleanup of an abandoned release site or the removal of orphaned tanks will have an impact on the population that benefited from an Underground Storage Tank (UST) cleanup.

Population Served

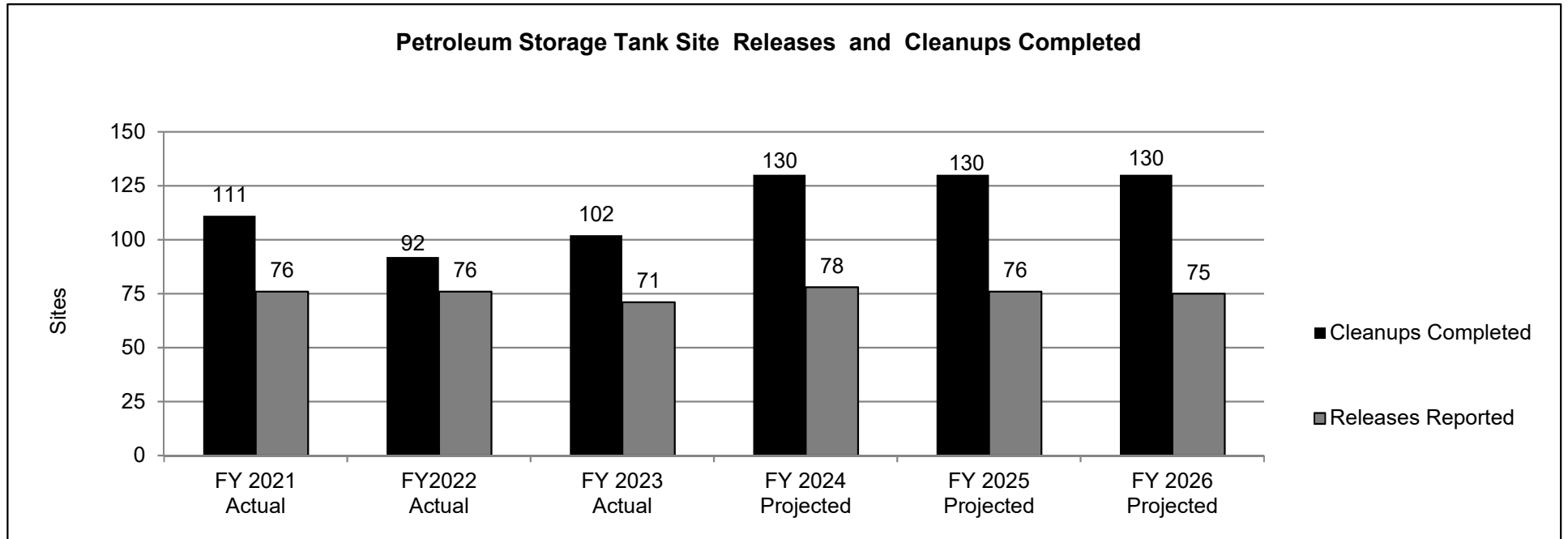


This data shows the population that benefited from a UST cleanup. The population is measured within a one mile radius of a UST cleanup site. For example, in June of 2023, 48,232 Missouri citizens environmentally benefited when 8 UST cleanups were completed.

Department of Natural Resources	Budget Unit <u>79445C</u>
Division of Environmental Quality	
Abandoned Tank Release & Orphaned Tank Closure DI# 1780012	HB Section <u>6.265</u>

6d. Provide a measure(s) of the program's efficiency.

The department proposes to address the investigation and cleanup of several abandoned tank releases where there is not a viable responsibility party to perform the work. Advancing cleanup on the 111 sites that are not currently being addressed will increase the number of completed cleanups and reduce the backlog of older cleanup projects.



FY 2021 through FY 2023 cleanups were lower due to reduced contractor activities and property transfers, as well as the department's replacement of several senior project-manager positions. As new team members gain experience and as the economy rebounds, cleanup numbers are projected to increase.

7. STRATEGIES TO ACHIEVE THE PERFORMANCE MEASUREMENT TARGETS:

Securing appropriation authority will ensure the state is able to meet its obligation to ensure these abandoned releases are cleaned up and orphaned tanks are properly closed. This will reduce the backlog of petroleum sites that require cleanup.

Department of Natural Resources

DECISION ITEM DETAIL

Budget Unit	FY 2023	FY 2023	FY 2024	FY 2024	FY 2025	FY 2025	*****	*****
Decision Item	ACTUAL	ACTUAL	BUDGET	BUDGET	DEPT REQ	DEPT REQ	SECURED	SECURED
Budget Object Class	DOLLAR	FTE	DOLLAR	FTE	DOLLAR	FTE	COLUMN	COLUMN
HAZARDOUS SITES PSD								
Abandoned Tank Release - 1780012								
PROFESSIONAL SERVICES	0	0.00	0	0.00	6,873,333	0.00	0	0.00
TOTAL - EE	0	0.00	0	0.00	6,873,333	0.00	0	0.00
GRAND TOTAL	\$0	0.00	\$0	0.00	\$6,873,333	0.00	\$0	0.00
GENERAL REVENUE	\$0	0.00	\$0	0.00	\$6,873,333	0.00		0.00
FEDERAL FUNDS	\$0	0.00	\$0	0.00	\$0	0.00		0.00
OTHER FUNDS	\$0	0.00	\$0	0.00	\$0	0.00		0.00

CORE DECISION ITEM

Department of Natural Resources					Budget Unit 79240C				
Division of Environmental Quality									
Superfund Obligations Core GR Transfer					HB Section 06.260				
1. CORE FINANCIAL SUMMARY									
FY 2025 Budget Request					FY 2025 Governor's Recommendation				
	GR	Federal	Other	Total		GR	Fed	Other	Total
PS	0	0	0	0	PS	0	0	0	0
EE	0	0	0	0	EE	0	0	0	0
PSD	0	0	0	0	PSD	0	0	0	0
TRF	660,406	0	0	660,406	TRF	0	0	0	0
Total	660,406	0	0	660,406	Total	0	0	0	0
FTE	0.00	0.00	0.00	0.00	FTE	0.00	0.00	0.00	0.00
Est. Fringe	0	0	0	0	Est. Fringe	0	0	0	0
Note: Fringes budgeted in House Bill 5 except for certain fringes budgeted directly to MoDOT, Highway Patrol, and Conservation.					Note: Fringes budgeted in House Bill 5 except for certain fringes budgeted directly to MoDOT, Highway Patrol, and Conservation.				
Other Funds: Not applicable									
Core Reduction: The FY 2025 Budget Request includes a core reduction of \$4,776,251 one-time authority from the FY 2024 budget.									
2. CORE DESCRIPTION									
<p>The department's Environmental Remediation Program assesses contaminated sites and oversees the remedial action at sites subject to Federal Superfund Law and other applicable laws. Superfund obligations represent the state's share of costs for remedial action currently underway or already completed in Missouri where the responsible party is either unknown, uncooperative, or insolvent. The U.S. Environmental Protection Agency (EPA) uses federal Superfund dollars to pay for the clean-up, and the state pays 10% of remedial action costs and 100% of operations and maintenance (O&M) through Superfund state contracts. State-funded O&M is needed once EPA transfers the site back to state authority. O&M can include repair, maintenance, or replacement of engineered structures or mechanical systems; addressing erosion on earthen caps or maintenance to groundwater extraction treatment systems; conducting inspections, sampling and monitoring groundwater and/or other environmental media; maintenance and compliance activities related to institutional controls governing property uses; and other routine activities such as interagency coordination, site visits, technical meetings, and participation in five-year reviews of remedial actions.</p>									
<p>Section 260.391.7, RSMo, passed in 2005, directs that "...the department shall request an annual appropriation of general revenue equal to any state match obligation to the U.S. Environmental Protection Agency for cleanup performed pursuant to the authority of the Comprehensive Environmental Response, Compensation and Liability Act of 1980 (CERCLA)." This core General Revenue transfer, when combined with the new decision item request, meets this obligation.</p>									

CORE DECISION ITEM

Department of Natural Resources	Budget Unit <u>79240C</u>
Division of Environmental Quality	
Superfund Obligations Core GR Transfer	HB Section <u>06.260</u>
2. CORE DESCRIPTION (continued)	
The State's Superfund obligations include the 10% cost share for four (4) active remediation sites (as invoiced by EPA) and 100% of the cost of O&M for sites that have completed active remediation. These obligations are itemized below.	
	<u>Request</u>
Madison County OU3 (Removal of lead contamination from residential yards)	\$ 15,951
Madison County OU5 (Removal of lead mine waste)	\$ 8,203
Newton County Mine Site OU1 & OU2 (Removal of mine waste and lead-contaminated residential soils)	\$ 1,205,721
Riverfront OU4 (Cleanup of TCE contaminated soil through in-situ chemical oxidation)	\$ 9,419
Operations & Maintenance * (sites listed below)	<u>\$ 379,744</u>
Total GR Transfer Requested	\$ 1,619,038
 Superfund Obligations GR Transfer Core	 \$ 660,406
Superfund Obligations GR Transfer NDI (See Superfund Obligations NDI)	<u>\$ 958,632</u>
Total GR Transfer Requested	\$ 1,619,038
* State-funded O&M is needed once EPA transfers the site back to state authority. Sites included in this O&M request are: Valley Park, Madison County, Times Beach, Bee Cee, Annapolis, Quality Plating, Jasper County, Riverfront, Washington County, and Oak Grove Village.	

CORE DECISION ITEM

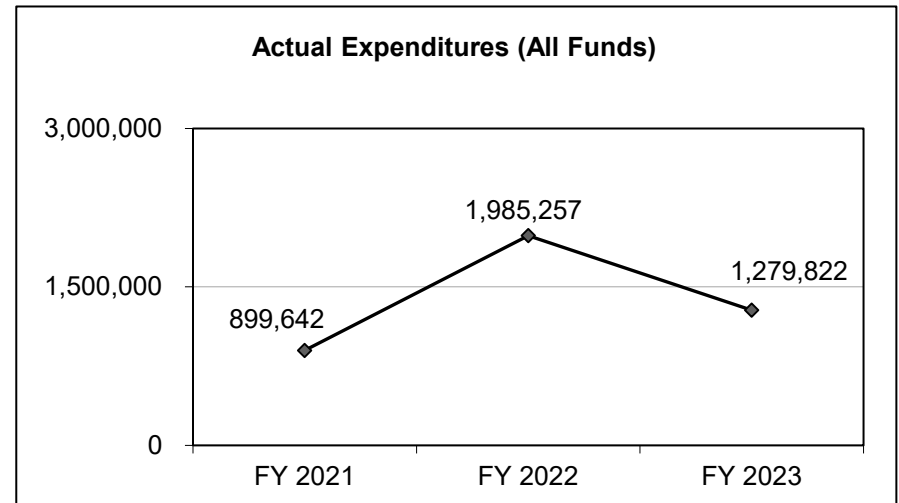
Department of Natural Resources	Budget Unit <u>79240C</u>
Division of Environmental Quality	
Superfund Obligations Core GR Transfer	HB Section <u>06.260</u>

3. PROGRAM LISTING (list programs included in this core funding)

Not applicable

4. FINANCIAL HISTORY

	FY 2021	FY 2022	FY 2023	FY 2024
	Actual	Actual	Actual	Current Yr.
Appropriation (All Funds)	899,642	1,985,257	1,279,822	5,436,657
Less Reverted (All Funds)	0	0	0	(163,100)
Less Restricted (All Funds)	0	0	0	0
Budget Authority (All Funds)	899,642	1,985,257	1,279,822	5,273,557
Actual Expenditures (All Funds)	899,642	1,985,257	1,279,822	N/A
Unexpended (All Funds)	0	0	0	N/A
Unexpended, by Fund:				
General Revenue	0	0	0	N/A
Federal	0	0	0	N/A
Other	0	0	0	N/A
	(1)	(1)	(1)	(1)



Reverted includes the statutory three-percent reserve amount (when applicable).

Restricted includes any Governor's Expenditure Restrictions which remained at the end of the fiscal year (when applicable).

NOTES:

(1) In FY 2021, the core was reduced to \$660,406. In addition to the core, FY 2021, FY 2022, FY 2023 and FY 2024 appropriations include one-time Superfund obligation authority of \$239,236, \$1,324,851, \$619,416 and \$4,776,251 respectively.

CORE RECONCILIATION DETAIL

DEPARTMENT OF NATURAL RESOURCES GR TRF TO HAZARDOUS WASTE

5. CORE RECONCILIATION DETAIL

				Budget Class	FTE	GR	Federal	Other	Total	Explanation
TAFP AFTER VETOES										
				TRF	0.00	5,436,657	0	0	5,436,657	
				Total	0.00	5,436,657	0	0	5,436,657	
DEPARTMENT CORE ADJUSTMENTS										
1x Expenditures	1467	T453	TRF		0.00	(4,776,251)	0	0	(4,776,251)	Core reduction of FY24 one-time authority
NET DEPARTMENT CHANGES					0.00	(4,776,251)	0	0	(4,776,251)	
DEPARTMENT CORE REQUEST										
				TRF	0.00	660,406	0	0	660,406	
				Total	0.00	660,406	0	0	660,406	
GOVERNOR'S RECOMMENDED CORE										
				TRF	0.00	660,406	0	0	660,406	
				Total	0.00	660,406	0	0	660,406	

Department of Natural Resources

DECISION ITEM SUMMARY

Budget Unit								
Decision Item	FY 2023	FY 2023	FY 2024	FY 2024	FY 2025	FY 2025	*****	*****
Budget Object Summary	ACTUAL	ACTUAL	BUDGET	BUDGET	DEPT REQ	DEPT REQ	SECURED	SECURED
Fund	DOLLAR	FTE	DOLLAR	FTE	DOLLAR	FTE	COLUMN	COLUMN
GR TRF TO HAZARDOUS WASTE								
CORE								
FUND TRANSFERS								
GENERAL REVENUE	1,279,822	0.00	5,436,657	0.00	660,406	0.00	0	0.00
TOTAL - TRF	1,279,822	0.00	5,436,657	0.00	660,406	0.00	0	0.00
TOTAL	1,279,822	0.00	5,436,657	0.00	660,406	0.00	0	0.00
Superfund Obligations - 1780001								
FUND TRANSFERS								
GENERAL REVENUE	0	0.00	0	0.00	958,632	0.00	0	0.00
TOTAL - TRF	0	0.00	0	0.00	958,632	0.00	0	0.00
TOTAL	0	0.00	0	0.00	958,632	0.00	0	0.00
GRAND TOTAL	\$1,279,822	0.00	\$5,436,657	0.00	\$1,619,038	0.00	\$0	0.00

Department of Natural Resources

DECISION ITEM DETAIL

Budget Unit	FY 2023	FY 2023	FY 2024	FY 2024	FY 2025	FY 2025	*****	*****
Decision Item	ACTUAL	ACTUAL	BUDGET	BUDGET	DEPT REQ	DEPT REQ	SECURED	SECURED
Budget Object Class	DOLLAR	FTE	DOLLAR	FTE	DOLLAR	FTE	COLUMN	COLUMN
GR TRF TO HAZARDOUS WASTE								
CORE								
TRANSFERS OUT	1,279,822	0.00	5,436,657	0.00	660,406	0.00	0	0.00
TOTAL - TRF	1,279,822	0.00	5,436,657	0.00	660,406	0.00	0	0.00
GRAND TOTAL	\$1,279,822	0.00	\$5,436,657	0.00	\$660,406	0.00	\$0	0.00
GENERAL REVENUE	\$1,279,822	0.00	\$5,436,657	0.00	\$660,406	0.00		0.00
FEDERAL FUNDS	\$0	0.00	\$0	0.00	\$0	0.00		0.00
OTHER FUNDS	\$0	0.00	\$0	0.00	\$0	0.00		0.00

NEW DECISION ITEM									
RANK: 005					OF 031				
Department of Natural Resources					Budget Unit 79240C				
Division of Environmental Quality									
Superfund Obligations DI# 1780001					HB Section 6.260				
1. AMOUNT OF REQUEST									
FY 2025 Budget Request					FY 2025 Governor's Recommendation				
	GR	Federal	Other	Total		GR	Federal	Other	Total
PS	0	0	0	0	PS	0	0	0	0
EE	0	0	0	0	EE	0	0	0	0
PSD	0	0	0	0	PSD	0	0	0	0
TRF	958,632	0	0	958,632	TRF	0	0	0	0
Total	958,632	0	0	958,632	Total	0	0	0	0
FTE	0.00	0.00	0.00	0.00	FTE	0.00	0.00	0.00	0.00
Est. Fringe	0	0	0	0	Est. Fringe	0	0	0	0
Note: Fringes budgeted in House Bill 5 except for certain fringes					Note: Fringes budgeted in House Bill 5 except for certain fringes				
Other Funds: Not applicable					Other Funds:				
Non-Counts: Not applicable									
2. THIS REQUEST CAN BE CATEGORIZED AS:									
New Legislation		New Program		Fund Switch					
Federal Mandate		Program Expansion		Cost to Continue					
GR Pick-Up		Space Request		Equipment Replacement					
Pay Plan		X Other: Statutorily-Mandated Request, Section 260.391.7 RSMo							
3. WHY IS THIS FUNDING NEEDED? PROVIDE AN EXPLANATION FOR ITEMS CHECKED IN #2. INCLUDE THE FEDERAL OR STATE STATUTORY OR CONSTITUTIONAL AUTHORIZATION FOR THIS PROGRAM.									
<p>Superfund obligations represent the state's share of cost for remedial action currently underway or already completed in Missouri where the responsible party is either unknown, uncooperative, or insolvent. The U.S. Environmental Protection Agency (EPA) uses federal Superfund dollars to pay for the clean-up and the state pays 10% of remedial action costs and 100% of operations and maintenance through Superfund state contracts. The level of Operation and Maintenance (O&M) response depends on the complexity of the cleanup and the extent of potential failure of any components of the remedial actions. O&M can include repair, maintenance, or replacement of engineered structures or mechanical systems; addressing erosion on earthen caps or maintenance to groundwater extraction treatment systems; conducting inspections; sampling and monitoring groundwater and/or other environmental media; maintenance and compliance activities related to institutional controls governing property uses; and other routine activities such as interagency coordination, site visits, technical meetings, and participation in five-year reviews of remedial actions.</p> <p>Section 260.391.7 RSMo, passed in 2005, directs "...the department shall request an annual appropriation of general revenue equal to any state match obligation to the U.S. Environmental Protection Agency for cleanup performed pursuant to the authority of the Comprehensive Environmental Response, Compensation and Liability Act of 1980 (CERCLA)." This new decision item, when combined with the core General Revenue transfer request, meets this obligation.</p>									

NEW DECISION ITEM	
RANK: 005	OF 031
Department of Natural Resources	Budget Unit 79240C
Division of Environmental Quality	
Superfund Obligations DI# 1780001	HB Section 6.260

4. DESCRIBE THE DETAILED ASSUMPTIONS USED TO DERIVE THE SPECIFIC REQUESTED AMOUNT. (How did you determine that the requested number of FTE were appropriate? From what source or standard did you derive the requested levels of funding? Were alternatives such as outsourcing or automation considered? If based on new legislation, does request tie to TAFP fiscal note? If not, explain why. Detail which portions of the request are one-times and how those amounts were calculated.)

The State's Superfund obligations include the 10% cost share for four (4) active remediation sites (as invoiced by EPA) and 100% of the cost of O&M for sites that have completed active remediation. These obligations are itemized below.

	<u>Request</u>
Madison County OU3 (Removal of lead contamination from residential yards)	\$ 15,951
Madison County OU5 (Removal of lead mine waste)	\$ 8,203
Newton County Mine Site OU1 & OU2 (Removal of mine waste and lead-contaminated residential soils)	\$ 1,205,721
Riverfront OU4 (Cleanup of TCE contaminated soil through in-situ chemical oxidation)	\$ 9,419
Operations & Maintenance* (sites listed below)	<u>\$ 379,744</u>
Total GR Transfer Requested	\$ 1,619,038
Superfund Obligations GR Transfer Core (see GR Transfer Core form)	\$ 660,406
Superfund Obligations GR Transfer NDI	<u>\$ 958,632</u>
Total GR Transfer Requested	\$ 1,619,038

* State-funded O&M is needed once EPA transfers the site back to state authority. Sites included in this O&M request are: Valley Park, Madison County, Times Beach, Bee Cee, Annapolis, Quality Plating, Jasper County, Riverfront, Washington County, and Oak Grove Village.

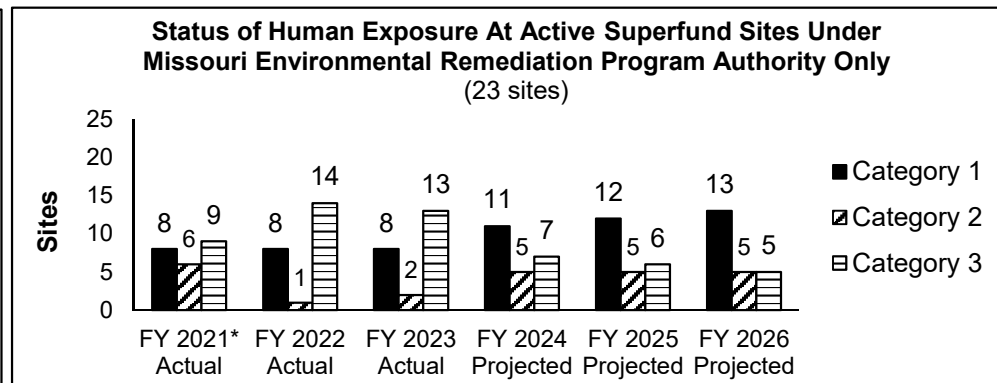
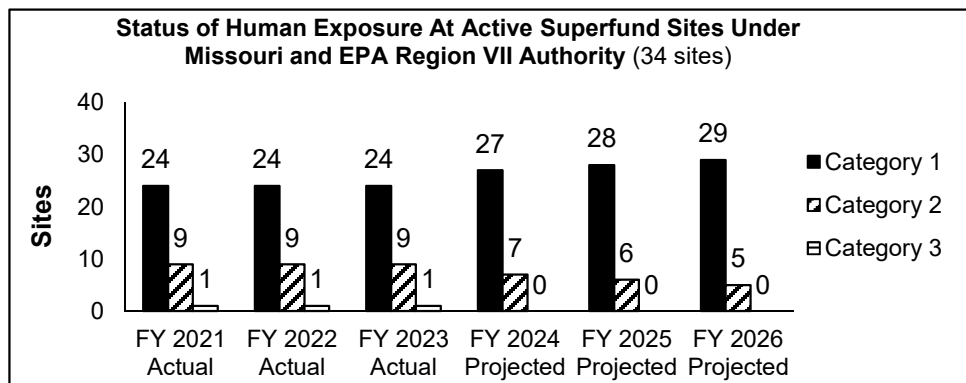
NEW DECISION ITEM									
RANK: <u>005</u> OF <u>031</u>									
Department of Natural Resources					Budget Unit <u>79240C</u>				
Division of Environmental Quality									
Superfund Obligations <u>DI# 1780001</u>					HB Section <u>6.260</u>				
5. BREAK DOWN THE REQUEST BY BUDGET OBJECT CLASS, JOB CLASS, AND FUND SOURCE. IDENTIFY ONE-TIME COSTS.									
Budget Object Class/Job Class	Dept Req GR DOLLARS	Dept Req GR FTE	Dept Req FED DOLLARS	Dept Req FED FTE	Dept Req OTHER DOLLARS	Dept Req OTHER FTE	Dept Req TOTAL DOLLARS	Dept Req TOTAL FTE	Dept Req One-Time DOLLARS
Total PS	0	0.00	0	0.00	0	0.00	0	0.00	0
Total EE	0		0		0		0		0
Program Distributions							0		
Total PSD	0		0		0		0		0
Transfers	958,632						958,632		958,632
Total TRF	958,632		0		0		958,632		958,632
Grand Total	958,632	0.00	0	0.00	0	0.00	958,632	0.00	958,632
Budget Object Class/Job Class	Gov Rec GR DOLLARS	Gov Rec GR FTE	Gov Rec FED DOLLARS	Gov Rec FED FTE	Gov Rec OTHER DOLLARS	Gov Rec OTHER FTE	Gov Rec TOTAL DOLLARS	Gov Rec TOTAL FTE	Gov Rec One-Time DOLLARS
Total PS	0	0.00	0	0.00	0	0.00	0	0.00	0
Total EE	0		0		0		0		0
Program Distributions							0		
Total PSD	0		0		0		0		0
Transfers	0						0		0
Total TRF	0		0		0		0		0
Grand Total	0	0.00	0	0.00	0	0.00	0	0.00	0

NEW DECISION ITEM
RANK: 005 OF 031

Department of Natural Resources	Budget Unit 79240C
Division of Environmental Quality	
Superfund Obligations	HB Section 6.260
DI# 1780001	

6. PERFORMANCE MEASURES (If new decision item has an associated core, separately identify projected performance with & without additional funding.)

6a. Provide an activity measure(s) for the program.



Category 1: Sites where people are not exposed to unacceptable levels of contaminants.

Category 2: Sites where people could be exposed to unacceptable levels of contaminants, but work is in progress to eliminate unacceptable exposure.

Category 3: Sites where there is uncertainty regarding human exposure; additional data collection and evaluation is needed.

Base Goal = 1 site moving from Category 3 to Category 2

Stretch Goal = 1 site moving from Category 3 to Category 1

Cleaning up Superfund sites is a complex, multi-phase process that can take decades. The amount of time it takes to clean up a site depends upon the type, volume, extent, and location of contamination, risk to human health and the environment, and the cleanup technology used.

The 34 sites under both EPA and Missouri authority are National Priority Listed (NPL) sites. These sites are among the Nation's highest priority for cleanup of hazardous substances. The primary concern at thirteen NPL sites is volatile organic compound (VOC) groundwater contamination, which is typically treated by removing the source contamination then pumping groundwater to the surface and using technology to remove pollutants. An additional ten sites are from former lead mining activities, encompassing thousands of acres across whole counties that have contaminated soil, groundwater, and surface water with thousands of residential yards requiring cleanup.

NEW DECISION ITEM	
RANK: 005	OF 031
Department of Natural Resources	Budget Unit 79240C
Division of Environmental Quality	
Superfund Obligations	HB Section 6.260
DI# 1780001	
6a. Provide an activity measure(s) for the program (continued).	
The Department currently coordinates the remedial action at 13 sites through superfund state contracts with the Environmental Protection Agency and is responsible for operation and maintenance of 15 sites. The Department is requesting a General Revenue transfer to the Hazardous Waste Fund for these activities that impact the following counties:	
2020 Census Population:	
Franklin County (Riverfront)	104,682
St. Louis County (Times Beach & Valley Park)	1,004,125
Jasper County	122,761
Jefferson County	226,739
Madison County	12,626
Washington County	23,514
Scott County (Quality Plating)	38,059
Dunklin County (Bee Cee Manufacturing)	28,283
Iron County (Annapolis)	9,537
Newton County	58,648

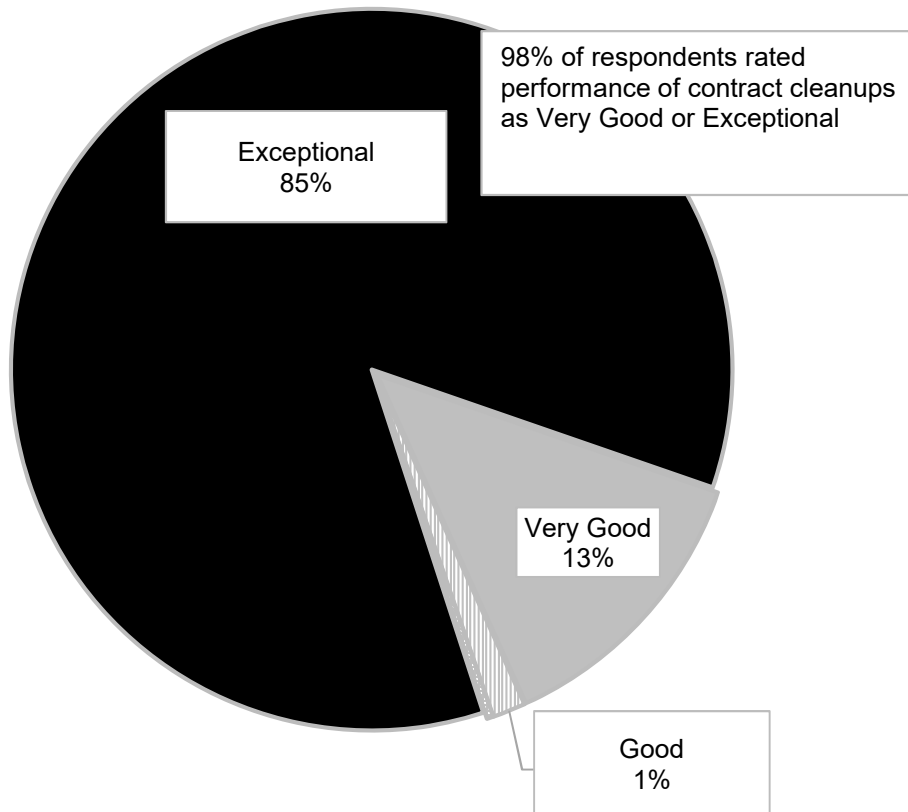
NEW DECISION ITEM

RANK: 005 OF 031

Department of Natural Resources	Budget Unit <u>79240C</u>
Division of Environmental Quality	
Superfund Obligations	HB Section <u>6.260</u>
DI# <u>1780001</u>	

6b. Provide a measure(s) of the program's quality.

FY2023 Residential Yard Cleanups Overseen by the Department, Survey Results



The Environmental Protection Agency (EPA) maintains the National Priorities List (NPL) for Superfund sites. Lead mining sites make up approximately 1/3 of all NPL sites in the state. Much of the contamination at these mining sites is widespread, encompassing hundreds of square miles of mine waste and contaminated soil, groundwater and surface water with thousands of residential yards that require cleanup of soil with elevated lead levels.

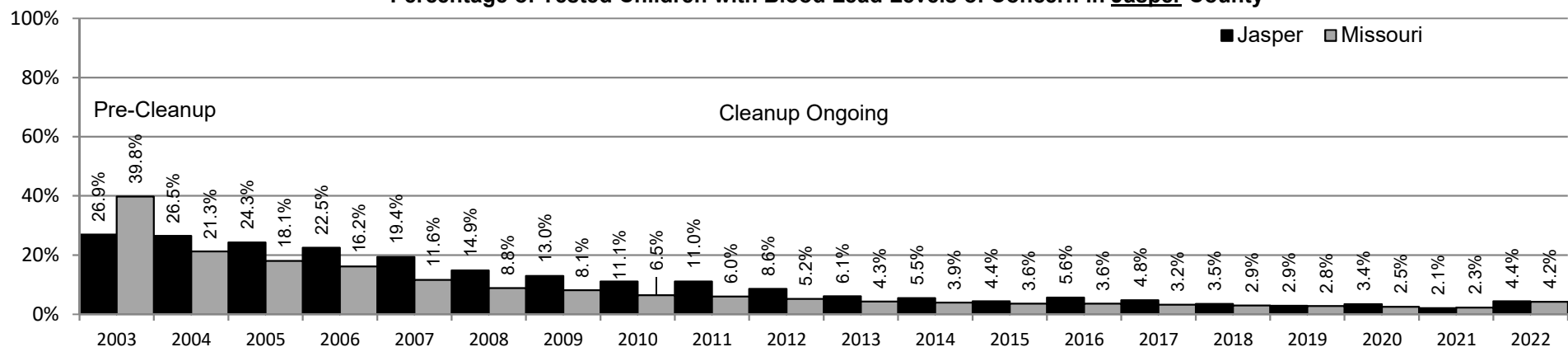
Missouri is working with EPA to oversee cleanup at these sites. When EPA hires contractors to clean up contaminated residential yards, they provide property owners with a satisfaction survey to rate their performance.

The chart represents responses from 340 residents.

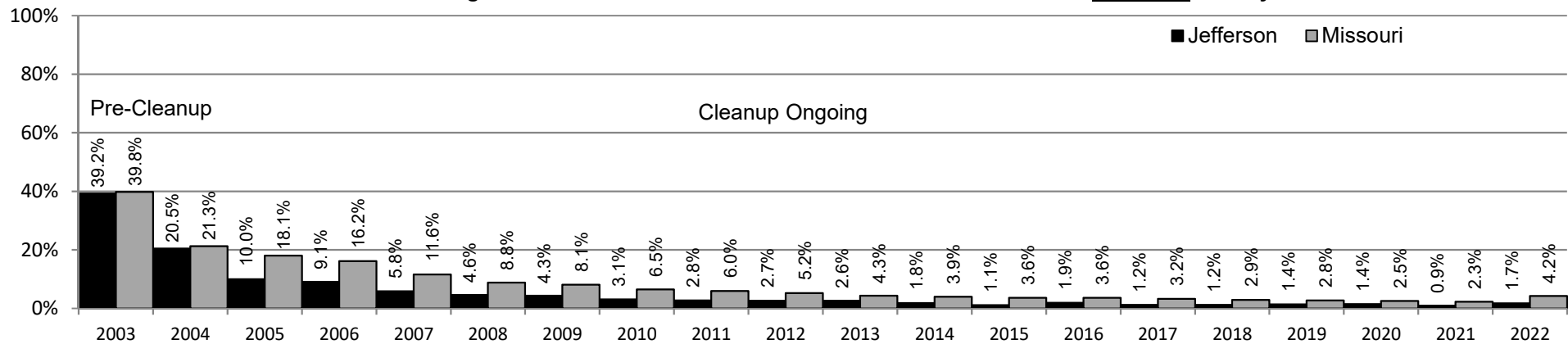
Department of Natural Resources	Budget Unit 79240C
Division of Environmental Quality	
Superfund Obligations	HB Section 6.260
DI# 1780001	

6c. Provide a measure(s) of the program's impact.

Percentage of Tested Children with Blood Lead Levels of Concern in Jasper County



Percentage of Tested Children with Blood Lead Levels of Concern in Jefferson County



NEW DECISION ITEM

RANK: 005 OF 031

Department of Natural Resources

Budget Unit 79240C

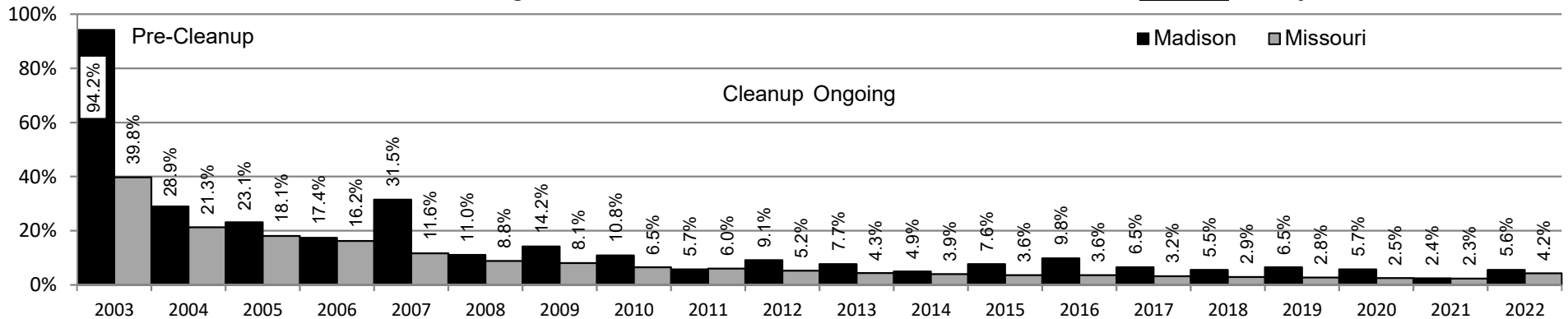
Division of Environmental Quality

Superfund Obligations

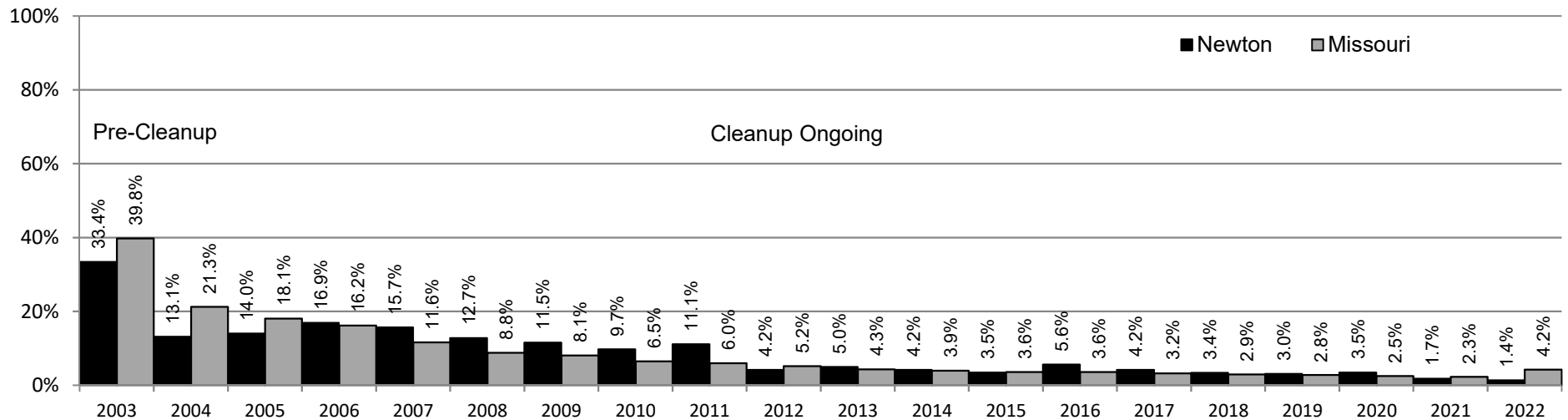
DI# 1780001

HB Section 6.260

Percentage of Tested Children with Blood Lead Levels of Concern in Madison County



Percentage of Tested Children with Blood Lead Levels of Concern in Newton County



NEW DECISION ITEM

RANK: 005 OF 031

Department of Natural Resources

Budget Unit 79240C

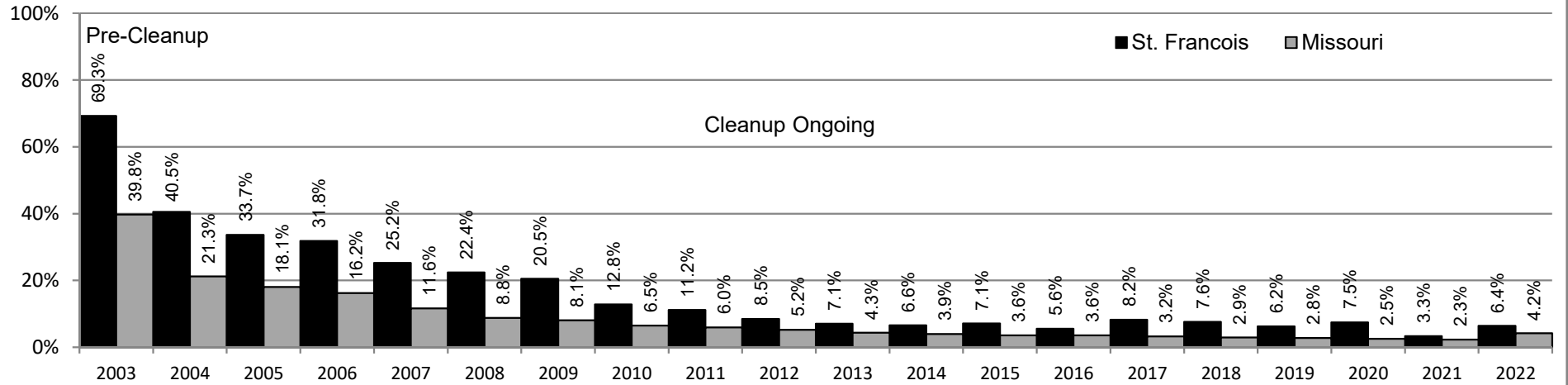
Division of Environmental Quality

Superfund Obligations

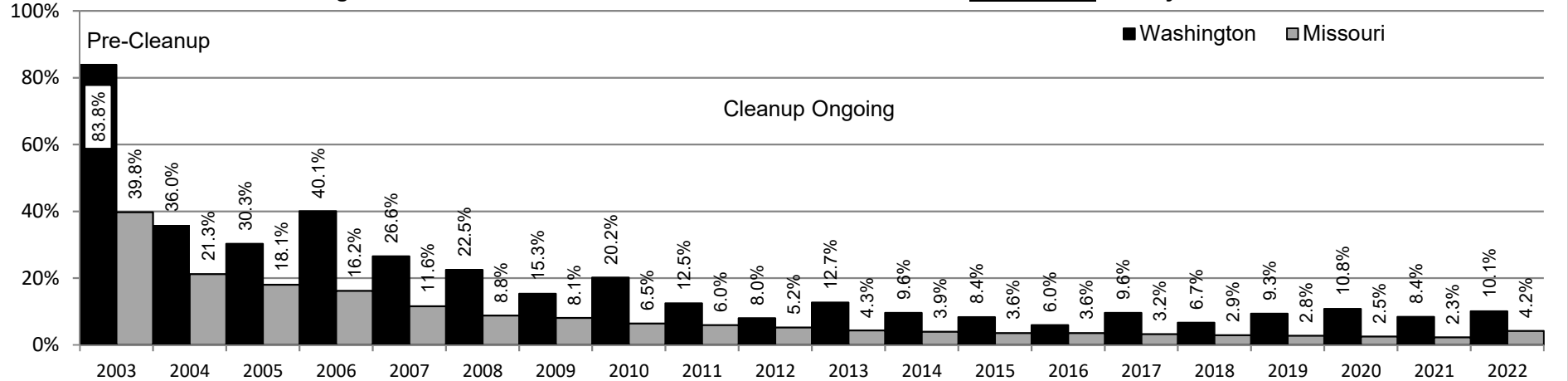
DI# 1780001

HB Section 6.260

Percentage of Tested Children with Blood Lead Levels of Concern in St Francois County



Percentage of Tested Children with Blood Lead Levels of Concern in Washington County



NEW DECISION ITEM			
RANK: 005		OF 031	
Department of Natural Resources		Budget Unit 79240C	
Division of Environmental Quality			
Superfund Obligations		HB Section 6.260	
DI# 1780001			
6d. Provide a measure(s) of the program's efficiency.			
<p>The State of Missouri's oversight and commitment to pay 10% of the cost of clean-up of these sites leverages a substantial amount of federal funding. The state has paid approximately \$4.13 million to leverage \$41.5 million in federal funds at 15 sites where environmental work has been completed.</p>			
7. STRATEGIES TO ACHIEVE THE PERFORMANCE MEASUREMENT TARGETS:			
<p>Work with Environmental Protection Agency to administer the Comprehensive Environmental Response, Compensation, and Liability Act of 1980 (CERCLA) in Missouri.</p> <p>Monitor remediated sites where contamination is contained in place or remedial action systems must be operated, monitored, and maintained for a period of time to achieve cleanup objectives.</p>			

Department of Natural Resources

DECISION ITEM DETAIL

Budget Unit	FY 2023	FY 2023	FY 2024	FY 2024	FY 2025	FY 2025	*****	*****
Decision Item	ACTUAL	ACTUAL	BUDGET	BUDGET	DEPT REQ	DEPT REQ	SECURED	SECURED
Budget Object Class	DOLLAR	FTE	DOLLAR	FTE	DOLLAR	FTE	COLUMN	COLUMN
GR TRF TO HAZARDOUS WASTE								
Superfund Obligations - 1780001								
TRANSFERS OUT	0	0.00	0	0.00	958,632	0.00	0	0.00
TOTAL - TRF	0	0.00	0	0.00	958,632	0.00	0	0.00
GRAND TOTAL	\$0	0.00	\$0	0.00	\$958,632	0.00	\$0	0.00
GENERAL REVENUE								
	\$0	0.00	\$0	0.00	\$958,632	0.00		0.00
FEDERAL FUNDS								
	\$0	0.00	\$0	0.00	\$0	0.00		0.00
OTHER FUNDS								
	\$0	0.00	\$0	0.00	\$0	0.00		0.00

CORE DECISION ITEM

Department of Natural Resources	Budget Unit <u>78116C</u>
Agency Wide Operations	
Agency Wide Operations - Petroleum Related Activities	HB Section <u>6.290</u>

1. CORE FINANCIAL SUMMARY

FY 2025 Budget Request					FY 2025 Governor's Recommendation				
	GR	Federal	Other	Total		GR	Fed	Other	Total
PS	0	0	1,245,610	1,245,610	PS	0	0	0	0
EE	0	0	84,673	84,673	EE	0	0	0	0
PSD	0	0	0	0	PSD	0	0	0	0
Total	0	0	1,330,283	1,330,283	Total	0	0	0	0
FTE	0.00	0.00	21.20	21.20	FTE	0.00	0.00	0.00	0.00
Est. Fringe	0	0	760,196	760,196	Est. Fringe	0	0	0	0
<i>Note: Fringes budgeted in House Bill 5 except for certain fringes budgeted directly to MoDOT, Highway Patrol, and Conservation.</i>					<i>Note: Fringes budgeted in House Bill 5 except for certain fringes budgeted directly to MoDOT, Highway Patrol, and Conservation.</i>				

Other Funds: Petroleum Storage Tank Insurance Fund (0585)

2. CORE DESCRIPTION

Underground Storage Tank (UST) efforts protect human health and the environment by registering USTs, implementing a tank inspection program including the oversight of contract inspections, ensuring compliance with state and federal UST laws, overseeing the investigation and risk-based cleanup of contamination from leaking tanks, and overseeing the closure of out-of-use tanks. The risk based cleanup of underground storage tank sites is often the key to the transfer, sale, or reuse of the property.

CORE DECISION ITEM

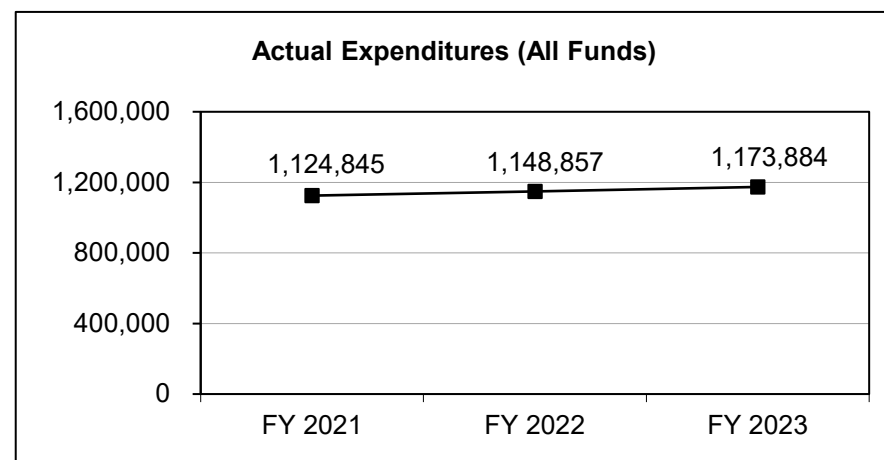
Department of Natural Resources	Budget Unit <u>78116C</u>
Agency Wide Operations	
Agency Wide Operations - Petroleum Related Activities	HB Section <u>6.290</u>

3. PROGRAM LISTING (list programs included in this core funding)

Petroleum Related Activities

4. FINANCIAL HISTORY

	FY 2021	FY 2022	FY 2023	FY 2024
	Actual	Actual	Actual	Current Yr.
Appropriation (All Funds)	1,141,079	1,151,644	1,230,589	1,330,283
Less Reverted (All Funds)	0	0	0	0
Less Restricted (All Funds)	0	0	0	0
Budget Authority (All Funds)	1,141,079	1,151,644	1,230,589	1,330,283
Actual Expenditures (All Funds)	1,124,845	1,148,857	1,173,884	N/A
Unexpended (All Funds)	16,234	2,787	56,705	N/A
Unexpended, by Fund:				
General Revenue	0	0	0	N/A
Federal	0	0	0	N/A
Other	16,234	2,787	56,705	N/A



Reverted includes the statutory three-percent reserve amount (when applicable).

Restricted includes any Governor's Expenditure Restrictions which remained at the end of the fiscal year (when applicable).

CORE RECONCILIATION DETAIL

**DEPARTMENT OF NATURAL RESOURCES
PETROLEUM RELATED ACTIVITIES**

5. CORE RECONCILIATION DETAIL

		Budget Class	FTE	GR	Federal	Other	Total	Explanation
TAFP AFTER VETOES								
		PS	21.20	0	0	1,245,610	1,245,610	
		EE	0.00	0	0	84,673	84,673	
		Total	21.20	0	0	1,330,283	1,330,283	
DEPARTMENT CORE ADJUSTMENTS								
Core Reallocation	1461 0925	PS	0.00	0	0	0		(0) Core reallocations will more closely align the budget with planned spending.
NET DEPARTMENT CHANGES			0.00	0	0	0	(0)	
DEPARTMENT CORE REQUEST								
		PS	21.20	0	0	1,245,610	1,245,610	
		EE	0.00	0	0	84,673	84,673	
		Total	21.20	0	0	1,330,283	1,330,283	
GOVERNOR'S RECOMMENDED CORE								
		PS	21.20	0	0	1,245,610	1,245,610	
		EE	0.00	0	0	84,673	84,673	
		Total	21.20	0	0	1,330,283	1,330,283	

Department of Natural Resources

DECISION ITEM SUMMARY

Budget Unit								
Decision Item	FY 2023	FY 2023	FY 2024	FY 2024	FY 2025	FY 2025	*****	*****
Budget Object Summary	ACTUAL	ACTUAL	BUDGET	BUDGET	DEPT REQ	DEPT REQ	SECURED	SECURED
Fund	DOLLAR	FTE	DOLLAR	FTE	DOLLAR	FTE	COLUMN	COLUMN
PETROLEUM RELATED ACTIVITIES								
CORE								
PERSONAL SERVICES								
PETROLEUM STORAGE TANK INS	1,100,035	22.38	1,245,610	21.20	1,245,610	21.20	0	0.00
TOTAL - PS	1,100,035	22.38	1,245,610	21.20	1,245,610	21.20	0	0.00
EXPENSE & EQUIPMENT								
PETROLEUM STORAGE TANK INS	73,849	0.00	84,673	0.00	84,673	0.00	0	0.00
TOTAL - EE	73,849	0.00	84,673	0.00	84,673	0.00	0	0.00
TOTAL	1,173,884	22.38	1,330,283	21.20	1,330,283	21.20	0	0.00
GRAND TOTAL	\$1,173,884	22.38	\$1,330,283	21.20	\$1,330,283	21.20	\$0	0.00

Department of Natural Resources

DECISION ITEM DETAIL

Budget Unit	FY 2023	FY 2023	FY 2024	FY 2024	FY 2025	FY 2025	*****	*****
Decision Item	ACTUAL	ACTUAL	BUDGET	BUDGET	DEPT REQ	DEPT REQ	SECURED	SECURED
Budget Object Class	DOLLAR	FTE	DOLLAR	FTE	DOLLAR	FTE	COLUMN	COLUMN
PETROLEUM RELATED ACTIVITIES								
CORE								
STAFF DIRECTOR	6,080	0.07	24,783	0.25	0	0.00	0	0.00
LEGAL COUNSEL	781	0.01	826	0.01	1,651	0.02	0	0.00
MISCELLANEOUS PROFESSIONAL	1,399	0.04	0	0.00	0	0.00	0	0.00
SPECIAL ASST PROFESSIONAL	7,545	0.11	11,897	0.15	16,881	0.23	0	0.00
ADMINISTRATIVE SUPPORT CLERK	23,780	0.72	0	0.00	0	0.00	0	0.00
ADMIN SUPPORT ASSISTANT	35,172	1.06	61,948	1.70	66,685	1.89	0	0.00
LEAD ADMIN SUPPORT ASSISTANT	102,265	2.82	40,371	1.04	104,634	2.74	0	0.00
ADMIN SUPPORT PROFESSIONAL	1,400	0.03	11,957	0.25	24,255	0.27	0	0.00
ADMINISTRATIVE MANAGER	7,964	0.12	15,052	0.21	19,344	0.27	0	0.00
PROGRAM SPECIALIST	3,722	0.07	0	0.00	0	0.00	0	0.00
SENIOR PROGRAM SPECIALIST	7,670	0.15	0	0.00	15,207	0.27	0	0.00
PROGRAM COORDINATOR	22,782	0.41	28,199	0.50	46,453	0.77	0	0.00
RESEARCH/DATA ANALYST	32,025	0.63	40,699	0.75	0	0.00	0	0.00
ASSISTANT ENGINEER	44,252	0.83	0	0.00	0	0.00	0	0.00
ASSOCIATE ENGINEER	31,479	0.53	36,732	0.60	92,302	1.50	0	0.00
PROFESSIONAL ENGINEER	34,032	0.53	48,257	0.70	41,906	0.62	0	0.00
ENVIRONMENTAL PROGRAM ASST	104,739	2.53	0	0.00	0	0.00	0	0.00
ENVIRONMENTAL PROGRAM ANALYST	334,448	6.85	434,458	7.65	388,324	6.16	0	0.00
ENVIRONMENTAL PROGRAM SPEC	128,535	2.31	263,981	4.10	177,551	2.84	0	0.00
ENVIRONMENTAL PROGRAM SPV	108,784	1.69	184,577	2.74	168,931	2.52	0	0.00
ENVIRONMENTAL PROGRAM MANAGER	51,760	0.69	41,873	0.55	59,056	0.72	0	0.00
GRANTS SPECIALIST	9,421	0.18	0	0.00	22,430	0.38	0	0.00
TOTAL - PS	1,100,035	22.38	1,245,610	21.20	1,245,610	21.20	0	0.00
TRAVEL, IN-STATE	11,243	0.00	17,891	0.00	14,630	0.00	0	0.00
TRAVEL, OUT-OF-STATE	1,738	0.00	2,366	0.00	3,210	0.00	0	0.00
FUEL & UTILITIES	0	0.00	550	0.00	550	0.00	0	0.00
SUPPLIES	12,829	0.00	8,721	0.00	12,120	0.00	0	0.00
PROFESSIONAL DEVELOPMENT	26,006	0.00	15,719	0.00	20,093	0.00	0	0.00
COMMUNICATION SERV & SUPP	5,902	0.00	6,387	0.00	4,195	0.00	0	0.00
PROFESSIONAL SERVICES	829	0.00	22,613	0.00	15,391	0.00	0	0.00
HOUSEKEEPING & JANITORIAL SERV	0	0.00	50	0.00	50	0.00	0	0.00
M&R SERVICES	1,965	0.00	2,014	0.00	1,388	0.00	0	0.00

Department of Natural Resources

DECISION ITEM DETAIL

Budget Unit	FY 2023	FY 2023	FY 2024	FY 2024	FY 2025	FY 2025	*****	*****
Decision Item	ACTUAL	ACTUAL	BUDGET	BUDGET	DEPT REQ	DEPT REQ	SECURED	SECURED
Budget Object Class	DOLLAR	FTE	DOLLAR	FTE	DOLLAR	FTE	COLUMN	COLUMN
PETROLEUM RELATED ACTIVITIES								
CORE								
MOTORIZED EQUIPMENT	0	0.00	50	0.00	50	0.00	0	0.00
OFFICE EQUIPMENT	7,298	0.00	4,670	0.00	11,120	0.00	0	0.00
OTHER EQUIPMENT	3,225	0.00	818	0.00	818	0.00	0	0.00
PROPERTY & IMPROVEMENTS	0	0.00	50	0.00	50	0.00	0	0.00
BUILDING LEASE PAYMENTS	2,700	0.00	2,250	0.00	750	0.00	0	0.00
EQUIPMENT RENTALS & LEASES	0	0.00	88	0.00	88	0.00	0	0.00
MISCELLANEOUS EXPENSES	114	0.00	436	0.00	170	0.00	0	0.00
TOTAL - EE	73,849	0.00	84,673	0.00	84,673	0.00	0	0.00
GRAND TOTAL	\$1,173,884	22.38	\$1,330,283	21.20	\$1,330,283	21.20	\$0	0.00
GENERAL REVENUE	\$0	0.00	\$0	0.00	\$0	0.00		0.00
FEDERAL FUNDS	\$0	0.00	\$0	0.00	\$0	0.00		0.00
OTHER FUNDS	\$1,173,884	22.38	\$1,330,283	21.20	\$1,330,283	21.20		0.00

PROGRAM DESCRIPTION

Department of Natural Resources	HB Section(s): 6.290
AWO - Petroleum Related Activities	
Agency Wide Operations - Petroleum Related Activities	
1a. What strategic priority does this program address?	
<p>The Environmental Remediation Program helps Missouri citizens thrive by managing natural resources to promote a healthy environment and economy by:</p> <ul style="list-style-type: none">• Promoting environmental responsibility and resource stewardship.• Enhancing services, information, and communication to improve customer experience.• Modernizing community infrastructure, strengthening workforce, and supporting economic development.• Improving internal processes to better serve our customers.	
1b. What does this program do?	
<ul style="list-style-type: none">• Regulates 3,260 underground petroleum storage tank (UST) facilities.• Promotes the safe operation, closure, and remediation of tanks sites.• Oversees the registration, inspection, and closure of UST systems.• Reports, investigates, and performs risk-based cleanups of releases from USTs and aboveground storage tanks (ASTs).• Ensures compliance with financial responsibility requirements.	

PROGRAM DESCRIPTION

Department of Natural Resources

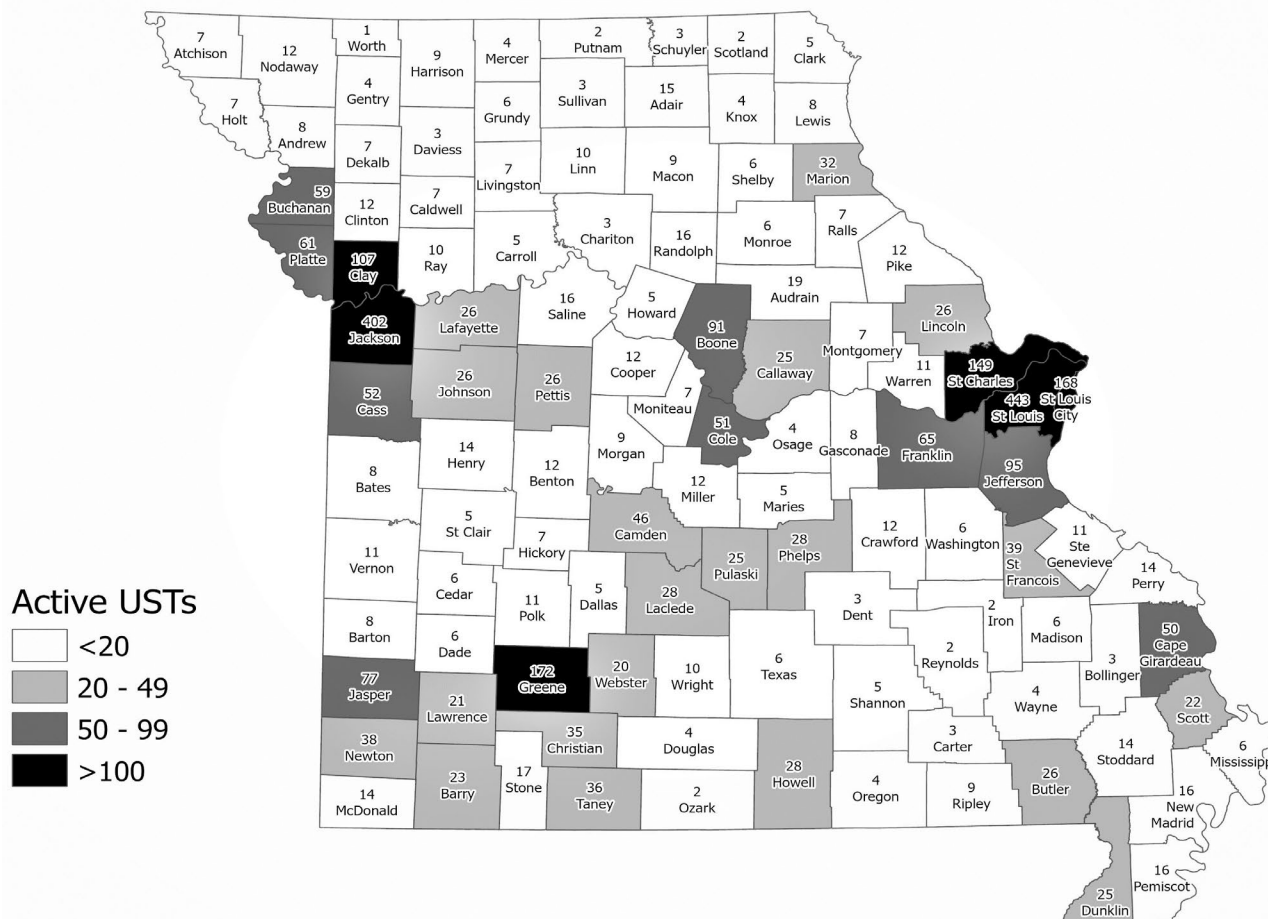
HB Section(s): 6.290

AWO - Petroleum Related Activities

Agency Wide Operations - Petroleum Related Activities

2a. Provide an activity measure(s) for the program.

3,260 Active Underground Storage Tank Facilities as of June 2023



Active Underground Storage Tank Facilities

This map represents, by county, the number of active facilities with underground petroleum storage tanks as of June 2023.

Total Active Facilities = 3,260
Active Facilities are sites that have either currently-in-use, or out-of-use tanks, or a combination of both.

PROGRAM DESCRIPTION

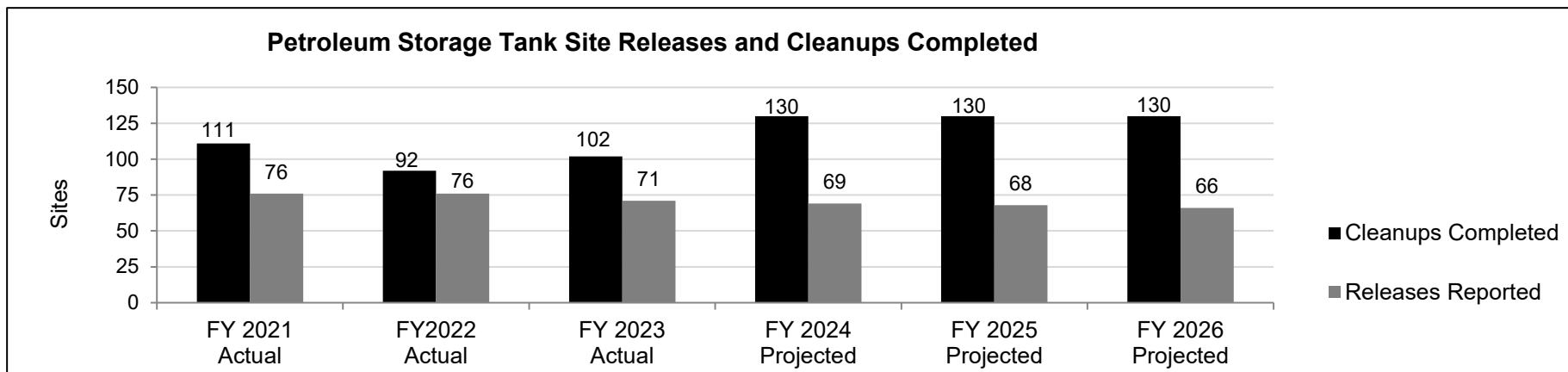
Department of Natural Resources

HB Section(s): 6.290

AWO - Petroleum Related Activities

Agency Wide Operations - Petroleum Related Activities

2a. Provide an activity measure(s) for the program (continued).



Base Goal: Complete 130 Cleanups

Stretch Goal: Complete 145 Cleanups

The Program currently projects cleanups of 130 sites annually. The three-year average of new releases reported is 74 per year. We anticipate this number to decline in future years due to tank installation certification and operator self-inspection requirements. Turnover and the need to train new team members impacted the cleanups completed per year.

PROGRAM DESCRIPTION

Department of Natural Resources

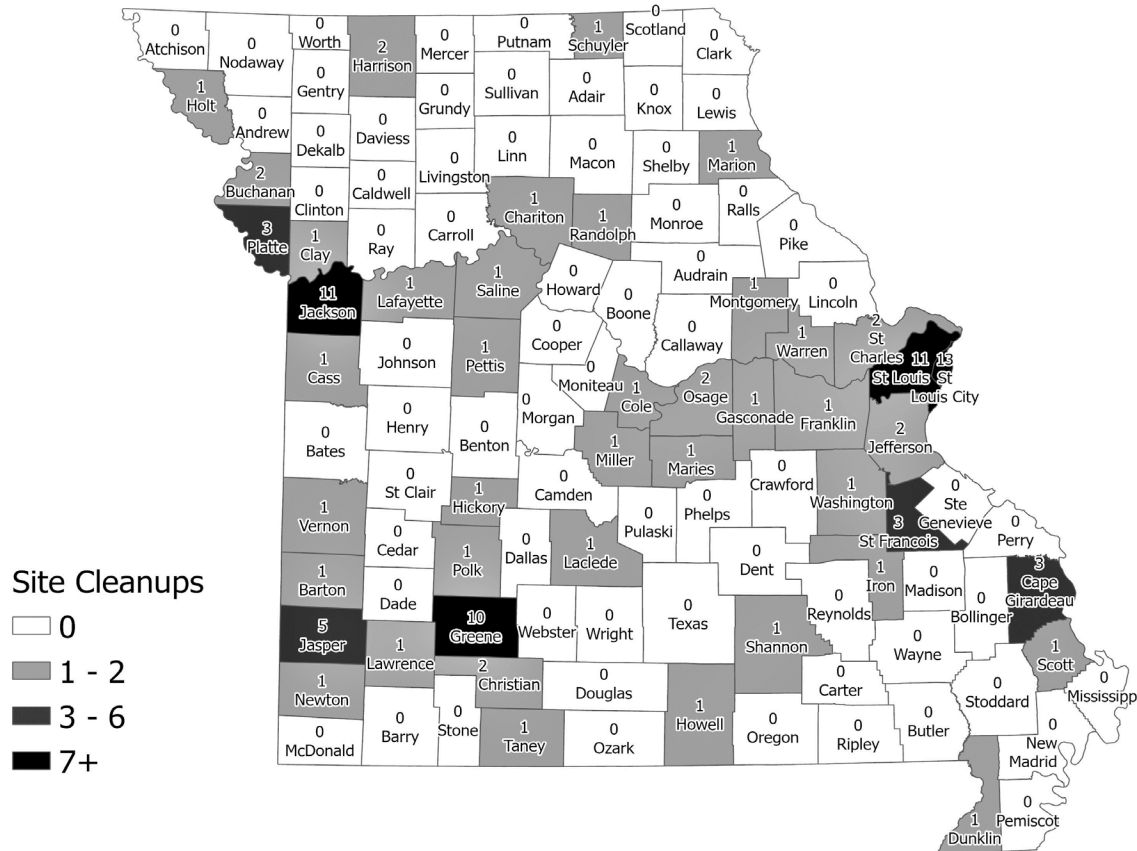
HB Section(s): 6.290

AWO - Petroleum Related Activities

Agency Wide Operations - Petroleum Related Activities

2b. Provide a measure(s) of the program's quality.

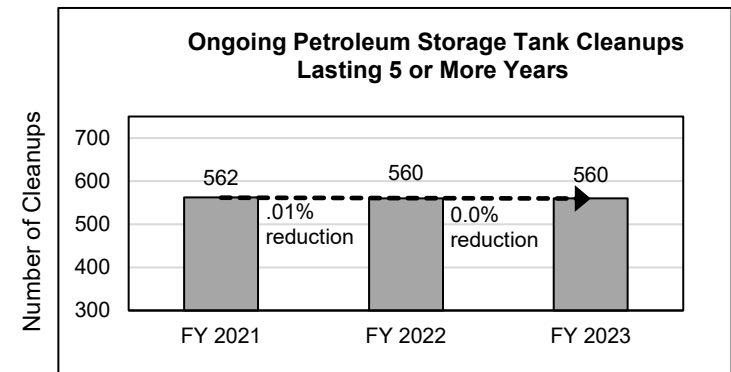
102 Petroleum Storage Tank Release Cleanups Completed in Fiscal Year 2023



Missouri has completed 7,421 cleanups (90.87%) of the petroleum releases reported to date. This exceeds U.S. EPA's national cleanup goal of 88.4%.

Base Goal = 91.0%

Stretch Goal = 92.0%



Ongoing Cleanups (746)

186 sites

560 sites

Years in Cleanup

0 to < 5 Years

> 5 Years

The department's goal is to reduce the number of legacy site cleanups so that more sites can be cleaned up within 5 years or less.

Annual Base Goal = 5%

Annual Stretch Goal = 8%

PROGRAM DESCRIPTION

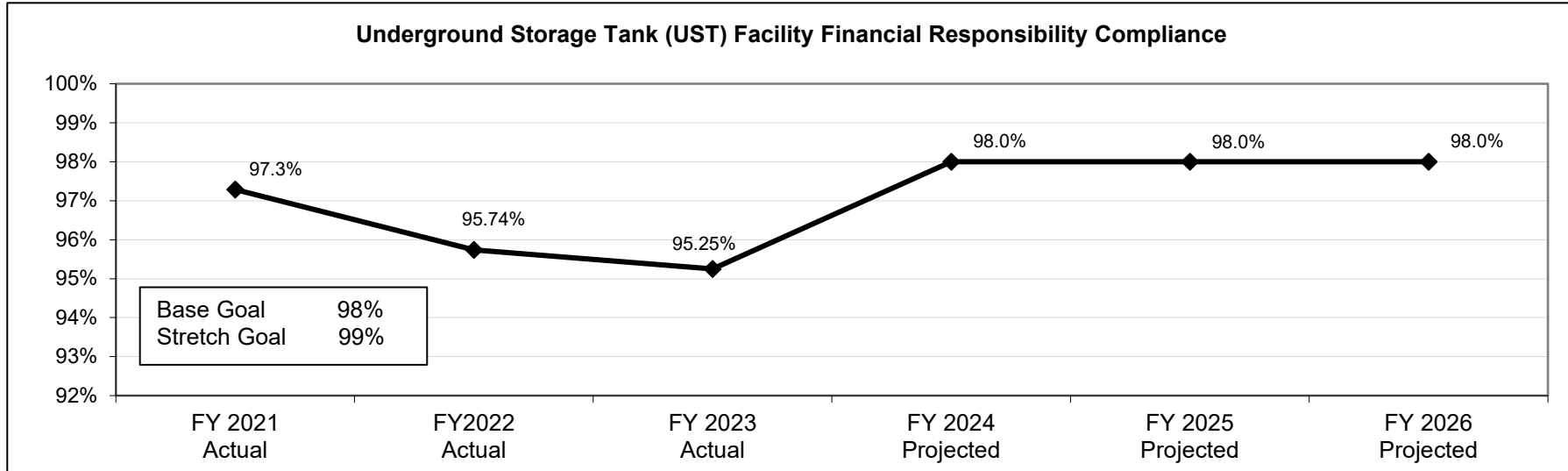
Department of Natural Resources

HB Section(s): 6.290

AWO - Petroleum Related Activities

Agency Wide Operations - Petroleum Related Activities

2c. Provide a measure(s) of the program's impact.



Financial Responsibility (FR) is required for all regulated facilities, approximately 3,116. This requirement assures money will be available for cleanup if a UST leak occurs. Not having an FR mechanism in place can delay or even halt a cleanup. About 75% of tank owners use the Petroleum Storage Tank Insurance Fund (PSTIF) to satisfy their FR requirement. The department assumes the decline in the percentage of facilities having financial responsibility is attributed to inflation; as costs of goods and services go up, facilities are allowing their policies to lapse to save money.

PROGRAM DESCRIPTION

Department of Natural Resources

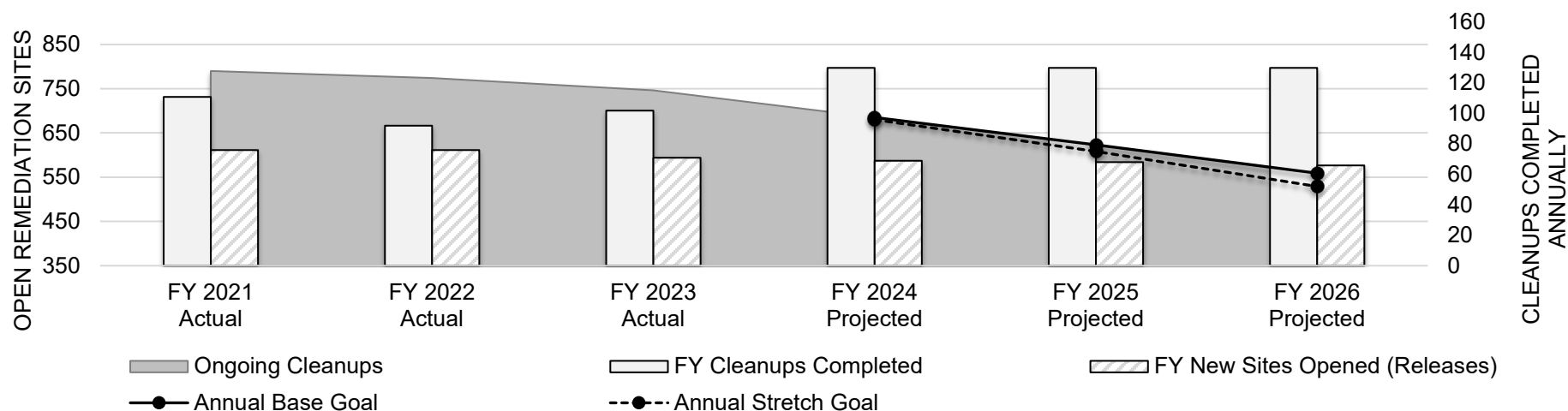
HB Section(s): 6.290

AWO - Petroleum Related Activities

Agency Wide Operations - Petroleum Related Activities

2d. Provide a measure(s) of the program's efficiency.

Tank Cleanup Site Status and Backlog Reduction



	FY 2021 Actual	FY 2022 Actual	FY 2023 Actual	FY 2024 Projected	FY 2025 Projected	FY 2026 Projected
Active Cleanup Backlog	790	774	746	685	623	559
FY Cleanups Completed	111	92	102	130	130	130
FY Releases Added	76	76	71	69	68	66
FY Reduction of Sites	35	16	31	61	62	64

Base Goal: Backlog reduction with 130 cleanups completed each year.

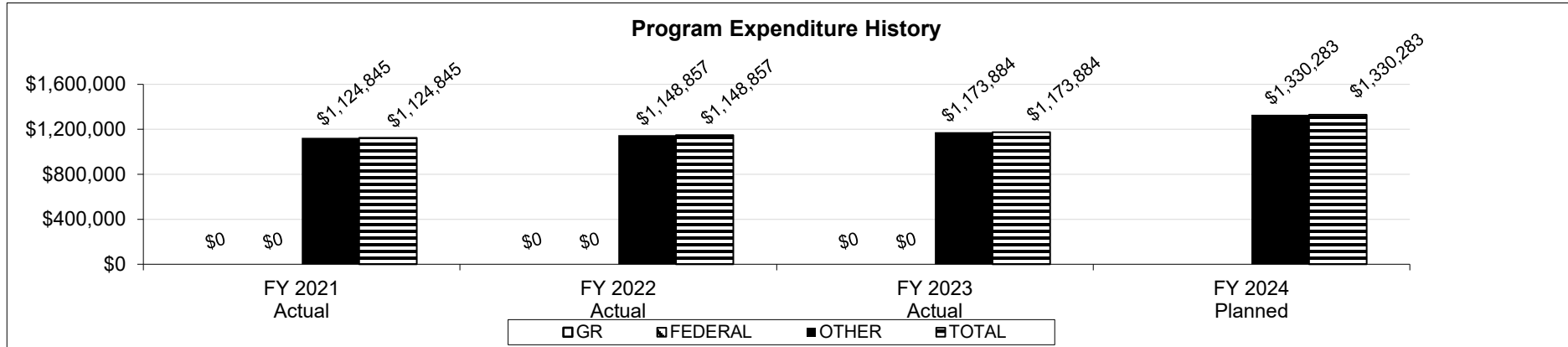
Stretch Goal: Backlog reduction beginning with 145 cleanups completed in FY 2024 and increasing by 5 sites each year.

Missouri has completed 7,421 cleanups (91%) of the petroleum releases reported to date, exceeding U.S. EPA's national cleanup goal of 88%. At full appropriation, 15.75 project-managers work on 746 active tank remediation projects, approximately 47 sites per project-manager. Reporting of new petroleum releases are anticipated to decline in future years due to tank installation certification and operator self-inspection requirements. Receiving fewer new releases allows more time to work on existing petroleum cleanups. Turnover in previous fiscal years and the need to train new team members impacted the cleanups completed per year.

PROGRAM DESCRIPTION

Department of Natural Resources	HB Section(s): <u>6.290</u>
AWO - Petroleum Related Activities	
Agency Wide Operations - Petroleum Related Activities	

3. Provide actual expenditures for the prior three fiscal years and planned expenditures for the current fiscal year. (Note: Amounts do not include fringe benefit costs.)



This budget does not contain General Revenue.

FY 2024 Planned is shown at full appropriation.

4. What are the sources of the "Other " funds?

Petroleum Storage Tank Insurance Fund (0585)

5. What is the authorization for this program, i.e., federal or state statute, etc.? (Include the federal program number, if applicable.)

40 CFR Part 281

RSMo 319.100 through 319.139

Underground Storage Tank (UST) Program

Petroleum Storage Tanks

6. Are there federal matching requirements? If yes, please explain.

No

7. Is this a federally mandated program? If yes, please explain.

The state has authority under 40 CFR Part 281 and has received approval from EPA to operate the UST Program.

CORE DECISION ITEM

Department of Natural Resources	Budget Unit <u>78875C</u>
Division of Environmental Quality	
Waste Management Program Operations Core	HB Section <u>6.225</u>

1. CORE FINANCIAL SUMMARY

	FY 2025 Budget Request			
	GR	Federal	Other	Total
PS	158,578	1,070,873	3,320,298	4,549,749
EE	0	59,200	362,192	421,392
PSD	0	0	0	0
Total	158,578	1,130,073	3,682,490	4,971,141
FTE	0.00	18.92	54.73	73.65

Est. Fringe	96,780	653,554	2,026,378	2,776,712
--------------------	--------	---------	-----------	-----------

Note: Fringes budgeted in House Bill 5 except for certain fringes budgeted directly to MoDOT, Highway Patrol, and Conservation.

	FY 2025 Governor's Recommendation			
	GR	Fed	Other	Total
PS	0	0	0	0
EE	0	0	0	0
PSD	0	0	0	0
Total	0	0	0	0
FTE	0.00	0.00	0.00	0.00

Est. Fringe	0	0	0	0
--------------------	---	---	---	---

Note: Fringes budgeted in House Bill 5 except for certain fringes budgeted directly to MoDOT, Highway Patrol, and Conservation.

Other Funds: Coal Combustion Residuals (0551); Solid Waste Management Fund - Scrap Tire Subaccount (0569); Solid Waste Management Fund (0570); Hazardous Waste Fund (0676)

Core Reallocation: The FY 2025 Budget Request includes a core reallocation of \$44,119 and 0.5 FTE from the Environmental Remediation Program. This reallocation is needed to complete the reorganization between the Environmental Remediation and Waste Management Programs from the FY 2021 budget.

Core Reduction: The FY 2025 Budget includes a 2.80 FTE reduction (Federal and Other funds) with a corresponding increase of 2.80 FTE new decision item (GR).

This core budget is facing fiscal challenges.

2. CORE DESCRIPTION

The Waste Management Program operates two federally-authorized Resource Conservation and Recovery Act (RCRA) regulatory programs, one pursuant to 40 CFR Part 258, Subtitle D for Sanitary Landfill design and operation, and one pursuant to 40 CFR §272.1300 authorizing Missouri to administer and enforce a hazardous waste management program in lieu of the Federal RCRA Subtitle C program.

Under RCRA Subtitle D and state laws and regulations, the program issues permits, enforces, and oversees sanitary, construction and demolition, special waste, and utility waste landfills; solid waste processing facilities, such as transfer stations; infectious waste; and material recovery facilities, as set forth in the Solid Waste Management Law. Program staff conducts civil investigations of illegal dumping and investigates possible migration of methane gas from solid waste disposal areas and seepage of leachate and methane gas into groundwater. The Scrap Tire Unit plans and oversees scrap tire dump cleanup activities; awards scrap tire material resurfacing and market development grants; reviews scrap tire hauler, processor, and site permits; and provides technical assistance for beneficial use determinations. The program, working with a statewide network of partners, strives to protect the environment and public health by minimizing solid waste generated by Missouri citizens, businesses, and institutions through effective and efficient materials management through department oversight of the twenty (20) solid waste management districts and the district grant program.

CORE DECISION ITEM

Department of Natural Resources

Budget Unit 78875C

Division of Environmental Quality

Waste Management Program Operations Core

HB Section 6.225

2. CORE DESCRIPTION (continued)

Under RCRA Subtitle C and state laws and regulations, the program issues permits, enforces, and oversees the management of hazardous waste including efforts to reduce hazardous waste production and oversight of hazardous waste generation, transportation, storage, and disposal at businesses in accordance with the federal Toxic Substance Control Act.

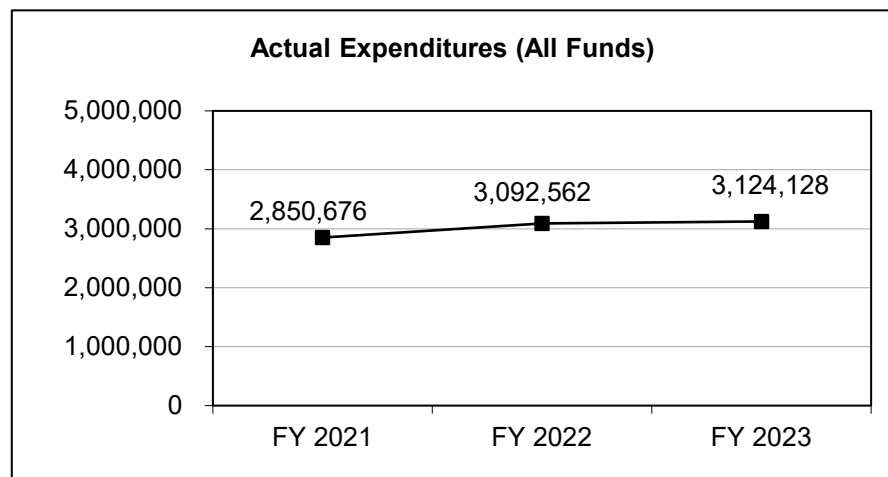
The program's pass-through authority is located in a separate core decision item form.

3. PROGRAM LISTING (list programs included in this core funding)

Waste Management Program

4. FINANCIAL HISTORY

	FY 2021 Actual	FY 2022 Actual	FY 2023 Actual	FY 2024 Current Yr.
Appropriation (All Funds)	4,191,519	4,304,255	4,561,353	4,927,022
Less Reverted (All Funds)	0	0	0	(4,757)
Less Restricted (All Funds)	0	0	0	0
Budget Authority (All Funds)	4,191,519	4,304,255	4,561,353	4,922,265
Actual Expenditures (All Funds)	2,850,676	3,092,562	3,124,128	N/A
Unexpended (All Funds)	1,340,843	1,211,693	1,437,225	N/A
Unexpended, by Fund:				
General Revenue	0	0	0	N/A
Federal	205,019	385,286	515,045	N/A
Other	1,135,824	826,407	922,180	N/A
	(1) (2)	(1) (2)	(1) (2)	



Reverted includes the statutory three-percent reserve amount (when applicable).

Restricted includes any Governor's Expenditure Restrictions which remained at the end of the fiscal year (when applicable).

NOTES:

- (1) Fiscal uncertainties and hiring limitations have resulted in lower operating expenditures. The program has managed expenditures to stay within available resources.
- (2) Beginning in FY 2021, data reflects the reallocation of staff from the Environmental Remediation Program.

CORE RECONCILIATION DETAIL

DEPARTMENT OF NATURAL RESOURCES WASTE MGMT PROGRAM

5. CORE RECONCILIATION DETAIL

		Budget Class	FTE	GR	Federal	Other	Total	Explanation
TAFP AFTER VETOES								
		PS	75.95	158,578	1,026,754	3,320,298	4,505,630	
		EE	0.00	0	59,200	362,192	421,392	
		Total	75.95	158,578	1,085,954	3,682,490	4,927,022	
DEPARTMENT CORE ADJUSTMENTS								
Core Reduction	1758 6095	PS	(1.20)	0	0	0		0 The FY 2025 Budget Request includes a 2.80 FTE reduction (Federal and Other funds) with a corresponding increase of 2.80 FTE new decision item (GR).
Core Reduction	1758 6667	PS	(1.60)	0	0	0		0 The FY 2025 Budget Request includes a 2.80 FTE reduction (Federal and Other funds) with a corresponding increase of 2.80 FTE new decision item (GR).
Core Reallocation	1445 6095	PS	(0.00)	0	0	0		(0) Core reallocations will more closely align the budget with planned spending.
Core Reallocation	1445 5390	PS	0.00	0	0	0		0 Core reallocations will more closely align the budget with planned spending.
Core Reallocation	1445 6667	PS	0.00	0	0	0		0 Core reallocations will more closely align the budget with planned spending.
Core Reallocation	1445 5389	PS	0.00	0	0	0		0 Core reallocations will more closely align the budget with planned spending.

CORE RECONCILIATION DETAIL

DEPARTMENT OF NATURAL RESOURCES WASTE MGMT PROGRAM

5. CORE RECONCILIATION DETAIL

		Budget Class	FTE	GR	Federal	Other	Total	Explanation
DEPARTMENT CORE ADJUSTMENTS								
Core Reallocation	1459 6667	PS	0.50	0	44,119	0	44,119	Core reallocation to Waste Management Program from Environmental Remediation Program.
NET DEPARTMENT CHANGES			(2.30)	0	44,119	0	44,119	
DEPARTMENT CORE REQUEST								
		PS	73.65	158,578	1,070,873	3,320,298	4,549,749	
		EE	0.00	0	59,200	362,192	421,392	
		Total	73.65	158,578	1,130,073	3,682,490	4,971,141	
GOVERNOR'S RECOMMENDED CORE								
		PS	73.65	158,578	1,070,873	3,320,298	4,549,749	
		EE	0.00	0	59,200	362,192	421,392	
		Total	73.65	158,578	1,130,073	3,682,490	4,971,141	

Department of Natural Resources

DECISION ITEM SUMMARY

Budget Unit								
Decision Item	FY 2023	FY 2023	FY 2024	FY 2024	FY 2025	FY 2025	*****	*****
Budget Object Summary	ACTUAL	ACTUAL	BUDGET	BUDGET	DEPT REQ	DEPT REQ	SECURED	SECURED
Fund	DOLLAR	FTE	DOLLAR	FTE	DOLLAR	FTE	COLUMN	COLUMN
WASTE MGMT PROGRAM								
CORE								
PERSONAL SERVICES								
GENERAL REVENUE	0	0.00	158,578	0.00	158,578	0.00	0	0.00
DEPT NATURAL RESOURCES	561,425	10.01	1,026,754	20.02	1,070,873	18.92	0	0.00
COAL COMBUSTION RESIDUALS SUB	0	0.00	334,506	5.00	334,506	5.00	0	0.00
SOLID WASTE MGMT-SCRAP TIRE	197,013	3.75	280,429	4.70	280,429	4.70	0	0.00
SOLID WASTE MANAGEMENT	1,451,188	25.41	1,909,381	31.30	1,909,381	31.30	0	0.00
HAZARDOUS WASTE FUND	713,902	13.41	795,982	14.93	795,982	13.73	0	0.00
TOTAL - PS	2,923,528	52.58	4,505,630	75.95	4,549,749	73.65	0	0.00
EXPENSE & EQUIPMENT								
DEPT NATURAL RESOURCES	9,484	0.00	59,200	0.00	59,200	0.00	0	0.00
COAL COMBUSTION RESIDUALS SUB	0	0.00	27,002	0.00	27,002	0.00	0	0.00
SOLID WASTE MGMT-SCRAP TIRE	7,365	0.00	27,001	0.00	27,001	0.00	0	0.00
SOLID WASTE MANAGEMENT	156,327	0.00	274,189	0.00	274,189	0.00	0	0.00
HAZARDOUS WASTE FUND	27,424	0.00	34,000	0.00	34,000	0.00	0	0.00
TOTAL - EE	200,600	0.00	421,392	0.00	421,392	0.00	0	0.00
TOTAL	3,124,128	52.58	4,927,022	75.95	4,971,141	73.65	0	0.00
GR FTE Alignment - 1780027								
PERSONAL SERVICES								
GENERAL REVENUE	0	0.00	0	0.00	0	2.80	0	0.00
TOTAL - PS	0	0.00	0	0.00	0	2.80	0	0.00
TOTAL	0	0.00	0	0.00	0	2.80	0	0.00
GRAND TOTAL	\$3,124,128	52.58	\$4,927,022	75.95	\$4,971,141	76.45	\$0	0.00

9/22/23 14:52

im_disummary

Department of Natural Resources

DECISION ITEM DETAIL

Budget Unit	FY 2023	FY 2023	FY 2024	FY 2024	FY 2025	FY 2025	*****	*****
Decision Item	ACTUAL	ACTUAL	BUDGET	BUDGET	DEPT REQ	DEPT REQ	SECURED	SECURED
Budget Object Class	DOLLAR	FTE	DOLLAR	FTE	DOLLAR	FTE	COLUMN	COLUMN
WASTE MGMT PROGRAM								
CORE								
STAFF DIRECTOR	14,642	0.17	95,015	1.00	0	0.00	0	0.00
LEGAL COUNSEL	2,935	0.04	0	0.00	3,302	0.04	0	0.00
MISCELLANEOUS TECHNICAL	18,979	0.56	0	0.00	0	0.00	0	0.00
SPECIAL ASST PROFESSIONAL	34,607	0.50	42,704	0.58	20,012	0.30	0	0.00
ADMIN SUPPORT ASSISTANT	99,900	2.92	144,617	4.00	111,156	3.00	0	0.00
LEAD ADMIN SUPPORT ASSISTANT	25,905	0.70	40,426	2.00	35,424	1.00	0	0.00
ADMIN SUPPORT PROFESSIONAL	121,375	2.58	151,058	3.00	97,045	3.00	0	0.00
ADMINISTRATIVE MANAGER	51,269	0.76	73,215	1.00	67,355	1.00	0	0.00
PROGRAM SPECIALIST	27,744	0.56	54,012	1.00	53,376	1.00	0	0.00
SENIOR PROGRAM SPECIALIST	39,713	0.76	53,455	1.00	55,437	1.00	0	0.00
PROGRAM COORDINATOR	107,786	1.92	168,376	3.00	177,769	3.00	0	0.00
ASSOC RESEARCH/DATA ANALYST	92,184	2.15	134,627	3.00	133,933	3.00	0	0.00
SR PUBLIC RELATIONS SPECIALIST	7,337	0.15	7,985	0.15	8,217	0.15	0	0.00
PUBLIC RELATIONS COORDINATOR	6,783	0.12	7,380	0.12	7,305	0.12	0	0.00
ASSISTANT ENGINEER	234,446	4.38	0	0.00	0	0.00	0	0.00
ASSOCIATE ENGINEER	456,348	7.85	984,636	16.00	918,108	15.00	0	0.00
PROFESSIONAL ENGINEER	0	0.00	339,041	5.00	255,376	4.00	0	0.00
SENIOR PROFESSIONAL ENGINEER	71,910	0.98	77,835	1.00	77,835	1.00	0	0.00
ENGINEER SUPERVISOR	266,466	3.54	322,516	4.00	313,432	4.00	0	0.00
ENVIRONMENTAL PROGRAM ASST	169,238	3.88	0	0.00	0	0.00	0	0.00
ENVIRONMENTAL PROGRAM ANALYST	296,659	6.14	1,030,029	17.97	1,371,038	19.31	0	0.00
ENVIRONMENTAL PROGRAM SPEC	297,292	4.80	300,900	5.00	346,266	5.50	0	0.00
ENVIRONMENTAL PROGRAM SPV	222,253	3.63	260,015	4.00	181,385	4.00	0	0.00
ENVIRONMENTAL PROGRAM MANAGER	224,243	2.81	159,617	2.00	254,632	3.00	0	0.00
ACCOUNTS ASSISTANT	2,633	0.08	3,491	0.10	5,682	0.17	0	0.00
SENIOR ACCOUNTS ASSISTANT	1,629	0.04	1,460	0.03	2,444	0.06	0	0.00
ACCOUNTANT	27,716	0.54	53,220	1.00	53,220	1.00	0	0.00
SENIOR EPIDEMIOLOGIST	1,536	0.02	0	0.00	0	0.00	0	0.00
TOTAL - PS	2,923,528	52.58	4,505,630	75.95	4,549,749	73.65	0	0.00
TRAVEL, IN-STATE	28,490	0.00	74,031	0.00	74,031	0.00	0	0.00
TRAVEL, OUT-OF-STATE	5,945	0.00	7,723	0.00	13,783	0.00	0	0.00
FUEL & UTILITIES	253	0.00	360	0.00	360	0.00	0	0.00

Department of Natural Resources

DECISION ITEM DETAIL

Budget Unit	FY 2023	FY 2023	FY 2024	FY 2024	FY 2025	FY 2025	*****	*****
Decision Item	ACTUAL	ACTUAL	BUDGET	BUDGET	DEPT REQ	DEPT REQ	SECURED	SECURED
Budget Object Class	DOLLAR	FTE	DOLLAR	FTE	DOLLAR	FTE	COLUMN	COLUMN
WASTE MGMT PROGRAM								
CORE								
SUPPLIES	16,776	0.00	48,859	0.00	46,859	0.00	0	0.00
PROFESSIONAL DEVELOPMENT	38,702	0.00	52,311	0.00	52,311	0.00	0	0.00
COMMUNICATION SERV & SUPP	12,895	0.00	27,292	0.00	27,292	0.00	0	0.00
PROFESSIONAL SERVICES	63,857	0.00	144,088	0.00	135,712	0.00	0	0.00
M&R SERVICES	7,368	0.00	19,392	0.00	16,007	0.00	0	0.00
MOTORIZED EQUIPMENT	0	0.00	1	0.00	1	0.00	0	0.00
OFFICE EQUIPMENT	0	0.00	11,113	0.00	16,102	0.00	0	0.00
OTHER EQUIPMENT	4,135	0.00	30,800	0.00	30,800	0.00	0	0.00
PROPERTY & IMPROVEMENTS	0	0.00	1	0.00	1	0.00	0	0.00
BUILDING LEASE PAYMENTS	21,882	0.00	3,465	0.00	6,177	0.00	0	0.00
EQUIPMENT RENTALS & LEASES	0	0.00	1,064	0.00	1,064	0.00	0	0.00
MISCELLANEOUS EXPENSES	297	0.00	892	0.00	892	0.00	0	0.00
TOTAL - EE	200,600	0.00	421,392	0.00	421,392	0.00	0	0.00
GRAND TOTAL	\$3,124,128	52.58	\$4,927,022	75.95	\$4,971,141	73.65	\$0	0.00
GENERAL REVENUE	\$0	0.00	\$158,578	0.00	\$158,578	0.00		0.00
FEDERAL FUNDS	\$570,909	10.01	\$1,085,954	20.02	\$1,130,073	18.92		0.00
OTHER FUNDS	\$2,553,219	42.57	\$3,682,490	55.93	\$3,682,490	54.73		0.00

CORE DECISION ITEM

Department of Natural Resources
Division of Environmental Quality
Solid Waste Management PSDs Core

Budget Unit 79340C

HB Section 6.270

1. CORE FINANCIAL SUMMARY

	FY 2025 Budget Request			
	GR	Federal	Other	Total
PS	0	0	0	0
EE	0	0	1,220,308	1,220,308
PSD	0	0	13,278,512	13,278,512
Total	0	0	14,498,820	14,498,820
FTE	0.00	0.00	0.00	0.00

Est. Fringe	0	0	0	0
--------------------	---	---	---	---

Note: Fringes budgeted in House Bill 5 except for certain fringes budgeted directly to MoDOT, Highway Patrol, and Conservation.

	FY 2025 Governor's Recommendation			
	GR	Fed	Other	Total
PS	0	0	0	0
EE	0	0	0	0
PSD	0	0	0	0
Total	0	0	0	0
FTE	0.00	0.00	0.00	0.00

Est. Fringe	0	0	0	0
--------------------	---	---	---	---

Note: Fringes budgeted in House Bill 5 except for certain fringes budgeted directly to MoDOT, Highway Patrol, and Conservation.

Other Funds: Solid Waste Management Fund - Scrap Tire Subaccount (0569); Solid Waste Management Fund (0570)

2. CORE DESCRIPTION

The Waste Management Program provides management and oversight of:

Solid Waste Management PSDs: The program provides approximately \$10 million annually to the solid waste management districts for administration and funding of community-based "reduce, reuse, and recycle" grants. This grant program builds solid waste management infrastructure to better use materials that otherwise would have been disposed of in landfills or illegally dumped. Through projects funded by the district grant program, opportunities are provided to communities throughout Missouri to create and/or retain "green jobs" in the recycling sector of the Missouri economy. These grants encourage waste reduction, reuse, recycling, energy recovery, and efficient processing of Missouri's solid wastes. Local governments, small and large businesses, schools, sheltered workshops, and individuals seek and receive grants to support activities to remove materials from the waste stream and return the materials for beneficial reuse or energy recovery. The program also supports the removal of illegally dumped scrap tires from the environment by providing funds for tire dump cleanup activities, as well as funding scrap tire material surfacing grants.

CORE DECISION ITEM

Department of Natural Resources
Division of Environmental Quality
Solid Waste Management PSDs Core

Budget Unit 79340C

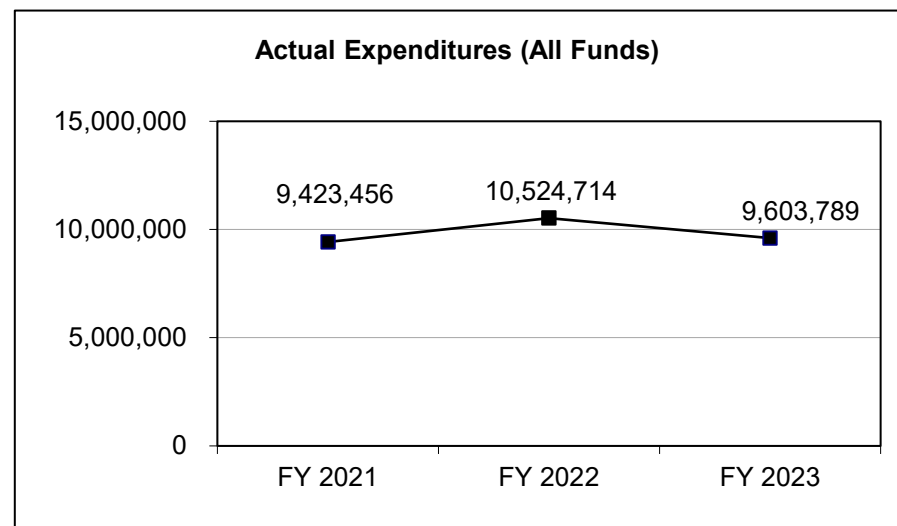
HB Section 6.270

3. PROGRAM LISTING (list programs included in this core funding)

Waste Management Program

4. FINANCIAL HISTORY

	FY 2021 Actual	FY 2022 Actual	FY 2023 Actual	FY 2024 Current Yr.
Appropriation (All Funds)	14,498,820	14,498,820	14,498,820	14,498,820
Less Reverted (All Funds)	0	0	0	0
Less Restricted (All Funds)	0	0	0	0
Budget Authority (All Funds)	14,498,820	14,498,820	14,498,820	14,498,820
Actual Expenditures (All Funds)	9,423,456	10,524,714	9,603,789	N/A
Unexpended (All Funds)	5,075,364	3,974,106	4,895,031	N/A
Unexpended, by Fund:				
General Revenue	0	0	0	N/A
Federal	0	0	0	N/A
Other	5,075,364	3,974,106	4,895,031	N/A
	(1)	(1)	(1)	(2)



Reverted includes the statutory three-percent reserve amount (when applicable).

Restricted includes any Governor's Expenditure Restrictions which remained at the end of the fiscal year (when applicable).

NOTES:

(1) Appropriations are set at a level to accommodate solid waste management district allocation amounts as they become known and remittable, and scrap tire activities as they are awarded and completed. Funds obligated for multi-year projects roll to the next fiscal year's core appropriation, resulting in large unexpended balances.

(2) The FY 2024 PSD core appropriations include: \$12,498,820 for solid waste activities from the Solid Waste Management Fund (0570) and \$2,000,000 for scrap tire activities from the SWMF-Scrap Tire Subaccount (0569).

CORE RECONCILIATION DETAIL

**DEPARTMENT OF NATURAL RESOURCES
SOLID WASTE MANAGEMENT PSDS**

5. CORE RECONCILIATION DETAIL

	Budget Class	FTE	GR	Federal	Other	Total	Explanation
TAFP AFTER VETOES							
	EE	0.00	0	0	1,220,308	1,220,308	
	PD	0.00	0	0	13,278,512	13,278,512	
	Total	0.00	0	0	14,498,820	14,498,820	
DEPARTMENT CORE REQUEST							
	EE	0.00	0	0	1,220,308	1,220,308	
	PD	0.00	0	0	13,278,512	13,278,512	
	Total	0.00	0	0	14,498,820	14,498,820	
GOVERNOR'S RECOMMENDED CORE							
	EE	0.00	0	0	1,220,308	1,220,308	
	PD	0.00	0	0	13,278,512	13,278,512	
	Total	0.00	0	0	14,498,820	14,498,820	

Department of Natural Resources

DECISION ITEM SUMMARY

Budget Unit								
Decision Item	FY 2023	FY 2023	FY 2024	FY 2024	FY 2025	FY 2025	*****	*****
Budget Object Summary	ACTUAL	ACTUAL	BUDGET	BUDGET	DEPT REQ	DEPT REQ	SECURED	SECURED
Fund	DOLLAR	FTE	DOLLAR	FTE	DOLLAR	FTE	COLUMN	COLUMN
SOLID WASTE MANAGEMENT PSDS								
CORE								
EXPENSE & EQUIPMENT								
SOLID WASTE MGMT-SCRAP TIRE	227,775	0.00	750,000	0.00	750,000	0.00	0	0.00
SOLID WASTE MANAGEMENT	0	0.00	470,308	0.00	470,308	0.00	0	0.00
TOTAL - EE	227,775	0.00	1,220,308	0.00	1,220,308	0.00	0	0.00
PROGRAM-SPECIFIC								
SOLID WASTE MGMT-SCRAP TIRE	541,756	0.00	1,250,000	0.00	1,250,000	0.00	0	0.00
SOLID WASTE MANAGEMENT	8,834,258	0.00	12,028,512	0.00	12,028,512	0.00	0	0.00
TOTAL - PD	9,376,014	0.00	13,278,512	0.00	13,278,512	0.00	0	0.00
TOTAL	9,603,789	0.00	14,498,820	0.00	14,498,820	0.00	0	0.00
GRAND TOTAL	\$9,603,789	0.00	\$14,498,820	0.00	\$14,498,820	0.00	\$0	0.00

Department of Natural Resources

DECISION ITEM DETAIL

Budget Unit	FY 2023	FY 2023	FY 2024	FY 2024	FY 2025	FY 2025	*****	*****
Decision Item	ACTUAL	ACTUAL	BUDGET	BUDGET	DEPT REQ	DEPT REQ	SECURED	SECURED
Budget Object Class	DOLLAR	FTE	DOLLAR	FTE	DOLLAR	FTE	COLUMN	COLUMN
SOLID WASTE MANAGEMENT PSDS								
CORE								
TRAVEL, IN-STATE	112	0.00	42,500	0.00	42,500	0.00	0	0.00
FUEL & UTILITIES	0	0.00	1,200	0.00	1,200	0.00	0	0.00
SUPPLIES	0	0.00	40,012	0.00	40,012	0.00	0	0.00
PROFESSIONAL DEVELOPMENT	0	0.00	2	0.00	2	0.00	0	0.00
COMMUNICATION SERV & SUPP	0	0.00	1,101	0.00	1,101	0.00	0	0.00
PROFESSIONAL SERVICES	227,663	0.00	1,117,483	0.00	1,117,483	0.00	0	0.00
M&R SERVICES	0	0.00	9,000	0.00	9,000	0.00	0	0.00
OFFICE EQUIPMENT	0	0.00	1	0.00	1	0.00	0	0.00
OTHER EQUIPMENT	0	0.00	7,505	0.00	7,505	0.00	0	0.00
EQUIPMENT RENTALS & LEASES	0	0.00	1,502	0.00	1,502	0.00	0	0.00
MISCELLANEOUS EXPENSES	0	0.00	2	0.00	2	0.00	0	0.00
TOTAL - EE	227,775	0.00	1,220,308	0.00	1,220,308	0.00	0	0.00
PROGRAM DISTRIBUTIONS	9,376,014	0.00	13,278,512	0.00	13,278,512	0.00	0	0.00
TOTAL - PD	9,376,014	0.00	13,278,512	0.00	13,278,512	0.00	0	0.00
GRAND TOTAL	\$9,603,789	0.00	\$14,498,820	0.00	\$14,498,820	0.00	\$0	0.00
GENERAL REVENUE	\$0	0.00	\$0	0.00	\$0	0.00		0.00
FEDERAL FUNDS	\$0	0.00	\$0	0.00	\$0	0.00		0.00
OTHER FUNDS	\$9,603,789	0.00	\$14,498,820	0.00	\$14,498,820	0.00		0.00

CORE DECISION ITEM

Department of Natural Resources	Budget Unit 79455C
Division of Environmental Quality	
Solid Waste Forfeitures PSD Core	HB Section 6.280

1. CORE FINANCIAL SUMMARY

FY 2025 Budget Request					FY 2025 Governor's Recommendation				
	GR	Federal	Other	Total		GR	Fed	Other	Total
PS	22,844	0	1,382	24,226	PS	0	0	0	0
EE	427,475	0	423,883	851,358	EE	0	0	0	0
PSD	1,509	0	90	1,599	PSD	0	0	0	0
Total	451,828	0	425,355	877,183	Total	0	0	0	0
FTE	0.00	0.00	0.00	0.00	FTE	0.00	0.00	0.00	0.00
Est. Fringe	13,942	0	843	14,785	Est. Fringe	0	0	0	0
<i>Note: Fringes budgeted in House Bill 5 except for certain fringes budgeted directly to MoDOT, Highway Patrol, and Conservation.</i>					<i>Note: Fringes budgeted in House Bill 5 except for certain fringes budgeted directly to MoDOT, Highway Patrol, and Conservation.</i>				

Other Funds: Postclosure Fund (0198)

2. CORE DESCRIPTION

The Waste Management Program provides management and oversight of:

Financial Assurance Instruments (FAIs) PSD: FAIs are collateral provided to the state by landfill and scrap tire site owners/operators to properly implement closure and/or postclosure activities should the owner/operator fail to do so or is no longer capable of doing so. Sufficient financial assurance is needed to ensure closure and/or postclosure activities for solid waste facilities are conducted when needed to protect public health and the environment. This involves activities required to ensure closed landfills have adequate funding and controls in place to ensure environmental protection for at least 30 years after the landfill closes. Such activities include: maintenance or replacement of the landfill cover, which costs several thousands of dollars per acre; an adequate soil/vegetative cap to prevent water infiltration; methane gas monitoring to protect public safety; monitoring for potential groundwater and surface water impacts; and erosion control and groundskeeping (i.e., mowing and removal of trees).

CORE DECISION ITEM

Department of Natural Resources
Division of Environmental Quality
Solid Waste Forfeitures PSD Core

Budget Unit 79455C

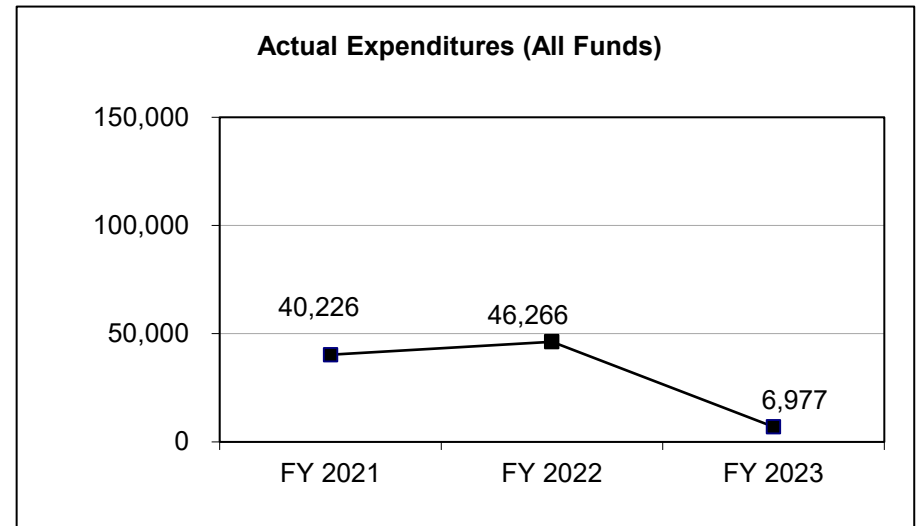
HB Section 6.280

3. PROGRAM LISTING (list programs included in this core funding)

Waste Management Program

4. FINANCIAL HISTORY

	FY 2021 Actual	FY 2022 Actual	FY 2023 Actual	FY 2024 Current Yr.
Appropriation (All Funds)	574,889	575,098	1,423,018	877,183
Less Reverted (All Funds)	0	0	(4,500)	0
Less Restricted (All Funds)	0	0	0	0
Budget Authority (All Funds)	574,889	575,098	1,418,518	877,183
Actual Expenditures (All Funds)	40,226	46,266	6,977	N/A
Unexpended (All Funds)	534,663	528,832	1,411,541	N/A
Unexpended, by Fund:				
General Revenue	110,582	109,800	989,696	N/A
Federal	0	0	0	N/A
Other	424,081	419,032	421,845	N/A
	(1) (2)	(1) (2)	(1) (2)	(3)



Reverted includes the statutory three-percent reserve amount (when applicable).

Restricted includes any Governor's Expenditure Restrictions which remained at the end of the fiscal year (when applicable).

(continued on following page)

CORE DECISION ITEM

Department of Natural Resources
Division of Environmental Quality
Solid Waste Forfeitures PSD Core

Budget Unit 79455C

HB Section 6.280

4. FINANCIAL HISTORY (continued)

NOTES:

(1) Appropriations are set at a level to accommodate work awarded and completed on landfills where the program had forfeited assurance instrument funds available for payment. Funds obligated for multi-year projects roll to the next fiscal year's core appropriation, resulting in large unexpended balances.

(2) General Revenue and other funds lapses are due to the multi-year nature and timing of forfeiture encumbrances and expenditures. During postclosure maintenance, extraordinary expenses may periodically occur and require immediate attention (e.g., methane gas system repairs, erosion control, cap failures, and leachate collection system repairs). However, if those expenses do not occur, the appropriation balance may lapse.

In FY 2023, a request was made to have the appropriation authority increased to cover future potential expenditures using the projected cash balance at the end of FY 2022; however, it was approved as a one-time appropriation increase instead of an on-going appropriation increase. This resulted in a higher lapse in funds than previous Fiscal Years. This request was made to allow the department to complete larger projects within one fiscal year, reducing the additional costs of multiple mobilizations. The request was also made to allow the department to more efficiently utilize forfeited FAls to save time and reduce overall costs.

FY 2023 expenditures were for regular groundcover maintenance at closed landfills. The Waste Management Program (WMP) was unable to award a contract for gas migration activities for the Links at Stone Canyon (the highest value project that WMP has pending) due to the continued issues with a lengthy bid process, increased labor and material costs, and general contractor fees. In May 2023, WMP received department approval to implement new strategies for initiating and awarding project contracts.

(3) The FY 2024 PSD core appropriations include: \$451,828 forfeited financial assurance instrument funds and accrued interest held as required by 260.228 RSMo in the State General Revenue Fund (0101); and \$425,355 for forfeited financial assurance instrument funds and accrued interest held in the Postclosure Fund (0198) to allow for expenditures that may be ongoing over a 30-year period for each of the specified facilities.

CORE RECONCILIATION DETAIL

**DEPARTMENT OF NATURAL RESOURCES
SOLID WASTE FORFEITURES**

5. CORE RECONCILIATION DETAIL

	Budget Class	FTE	GR	Federal	Other	Total	Explanation
TAFP AFTER VETOES							
	PS	0.00	22,844	0	1,382	24,226	
	EE	0.00	427,475	0	423,883	851,358	
	PD	0.00	1,509	0	90	1,599	
	Total	0.00	451,828	0	425,355	877,183	
DEPARTMENT CORE REQUEST							
	PS	0.00	22,844	0	1,382	24,226	
	EE	0.00	427,475	0	423,883	851,358	
	PD	0.00	1,509	0	90	1,599	
	Total	0.00	451,828	0	425,355	877,183	
GOVERNOR'S RECOMMENDED CORE							
	PS	0.00	22,844	0	1,382	24,226	
	EE	0.00	427,475	0	423,883	851,358	
	PD	0.00	1,509	0	90	1,599	
	Total	0.00	451,828	0	425,355	877,183	

Department of Natural Resources

DECISION ITEM SUMMARY

Budget Unit								
Decision Item	FY 2023	FY 2023	FY 2024	FY 2024	FY 2025	FY 2025	*****	*****
Budget Object Summary	ACTUAL	ACTUAL	BUDGET	BUDGET	DEPT REQ	DEPT REQ	SECURED	SECURED
Fund	DOLLAR	FTE	DOLLAR	FTE	DOLLAR	FTE	COLUMN	COLUMN
SOLID WASTE FORFEITURES								
CORE								
PERSONAL SERVICES								
GENERAL REVENUE	745	0.01	22,844	0.00	22,844	0.00	0	0.00
POST-CLOSURE	0	0.00	1,382	0.00	1,382	0.00	0	0.00
TOTAL - PS	745	0.01	24,226	0.00	24,226	0.00	0	0.00
EXPENSE & EQUIPMENT								
GENERAL REVENUE	2,832	0.00	427,475	0.00	427,475	0.00	0	0.00
POST-CLOSURE	3,400	0.00	423,883	0.00	423,883	0.00	0	0.00
TOTAL - EE	6,232	0.00	851,358	0.00	851,358	0.00	0	0.00
PROGRAM-SPECIFIC								
GENERAL REVENUE	0	0.00	1,509	0.00	1,509	0.00	0	0.00
POST-CLOSURE	0	0.00	90	0.00	90	0.00	0	0.00
TOTAL - PD	0	0.00	1,599	0.00	1,599	0.00	0	0.00
TOTAL	6,977	0.01	877,183	0.00	877,183	0.00	0	0.00
GRAND TOTAL	\$6,977	0.01	\$877,183	0.00	\$877,183	0.00	\$0	0.00

9/22/23 14:52

im_disummary

Department of Natural Resources

DECISION ITEM DETAIL

Budget Unit	FY 2023	FY 2023	FY 2024	FY 2024	FY 2025	FY 2025	*****	*****
Decision Item	ACTUAL	ACTUAL	BUDGET	BUDGET	DEPT REQ	DEPT REQ	SECURED	SECURED
Budget Object Class	DOLLAR	FTE	DOLLAR	FTE	DOLLAR	FTE	COLUMN	COLUMN
SOLID WASTE FORFEITURES								
CORE								
ASSOCIATE ENGINEER	429	0.01	0	0.00	0	0.00	0	0.00
PROFESSIONAL ENGINEER	0	0.00	12,176	0.00	12,176	0.00	0	0.00
ENGINEER SUPERVISOR	316	0.00	0	0.00	0	0.00	0	0.00
ENVIRONMENTAL PROGRAM SPV	0	0.00	12,050	0.00	12,050	0.00	0	0.00
TOTAL - PS	745	0.01	24,226	0.00	24,226	0.00	0	0.00
SUPPLIES	0	0.00	5	0.00	5	0.00	0	0.00
PROFESSIONAL SERVICES	6,232	0.00	849,850	0.00	849,850	0.00	0	0.00
M&R SERVICES	0	0.00	1	0.00	1	0.00	0	0.00
OTHER EQUIPMENT	0	0.00	1	0.00	1	0.00	0	0.00
EQUIPMENT RENTALS & LEASES	0	0.00	502	0.00	502	0.00	0	0.00
MISCELLANEOUS EXPENSES	0	0.00	999	0.00	999	0.00	0	0.00
TOTAL - EE	6,232	0.00	851,358	0.00	851,358	0.00	0	0.00
PROGRAM DISTRIBUTIONS	0	0.00	1,599	0.00	1,599	0.00	0	0.00
TOTAL - PD	0	0.00	1,599	0.00	1,599	0.00	0	0.00
GRAND TOTAL	\$6,977	0.01	\$877,183	0.00	\$877,183	0.00	\$0	0.00
GENERAL REVENUE	\$3,577	0.01	\$451,828	0.00	\$451,828	0.00		0.00
FEDERAL FUNDS	\$0	0.00	\$0	0.00	\$0	0.00		0.00
OTHER FUNDS	\$3,400	0.00	\$425,355	0.00	\$425,355	0.00		0.00

PROGRAM DESCRIPTION

Department of Natural Resources

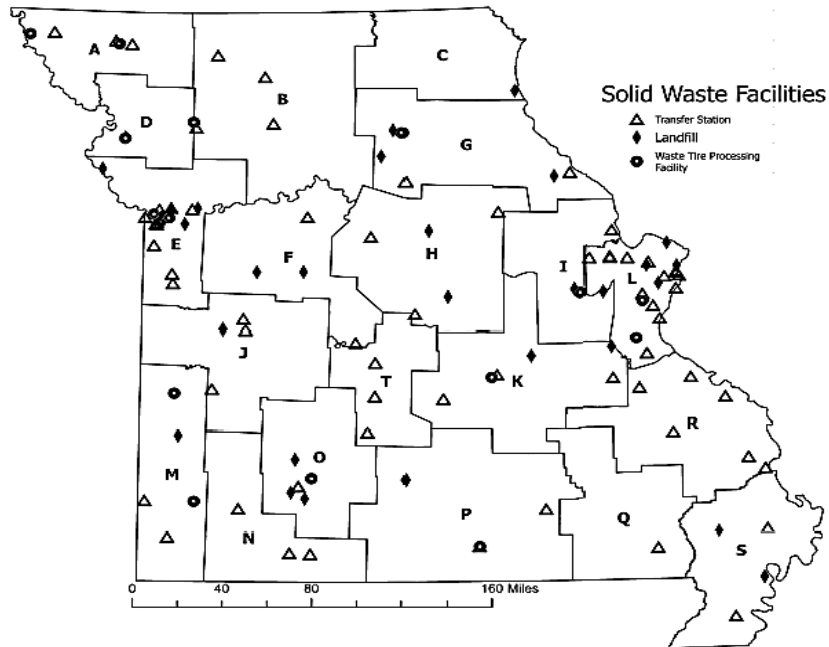
HB Section(s): 6.225, 6.270, 6.280

DEQ - Waste Management Program

Program is found in the following core budget(s): Waste Management Program

2a. Provide an activity measure(s) for the program.

Solid Waste Management District Funding Allocations⁷ and Active Solid Waste Regulated Facilities



Missouri Solid Waste Management Districts	Scrap Tire Processors	Landfills	Processing Facility
A - Northwest Missouri SWMD	2	0	3
B - North Missouri SWMD	0	0	4
C - Northeast Missouri SWMD	0	1	0
D - Region D SWMD	2	1	0
E - Mid-America Regional Council	3	5	11
F - West Central Missouri SWMD	0	2	2
G - Mark Twain SWMD	0	3	2
H - Mid-Missouri SWMD	0	2	3
I - East Central SWMD	2	2	1
J - Quad Lakes SWMD	0	1	3
K - Ozark Rivers SWMD	1	2	3
L - St. Louis - Jefferson SWMD	2	4	15
M - Region M SWMD	1	1	2
N - Southwest Missouri SWMD	1	0	3
O - Solid Waste District "O"	1	3	3
P - South Central SWMD	1	1	2
Q - Ozark Foothills Regional SWMD	0	0	1
R - Southeast Missouri SWMD	0	0	6
S - Bootheel SWMD	0	2	2
T - Lake of the Ozarks SWMD	0	0	3

FY 2025 Projected Funding Allocations

10 Districts Funded Less than \$250,000
 8 Districts Funded \$250,000 to \$799,999
 2 Districts Funded Greater than \$800,000

PROGRAM DESCRIPTION

Department of Natural Resources

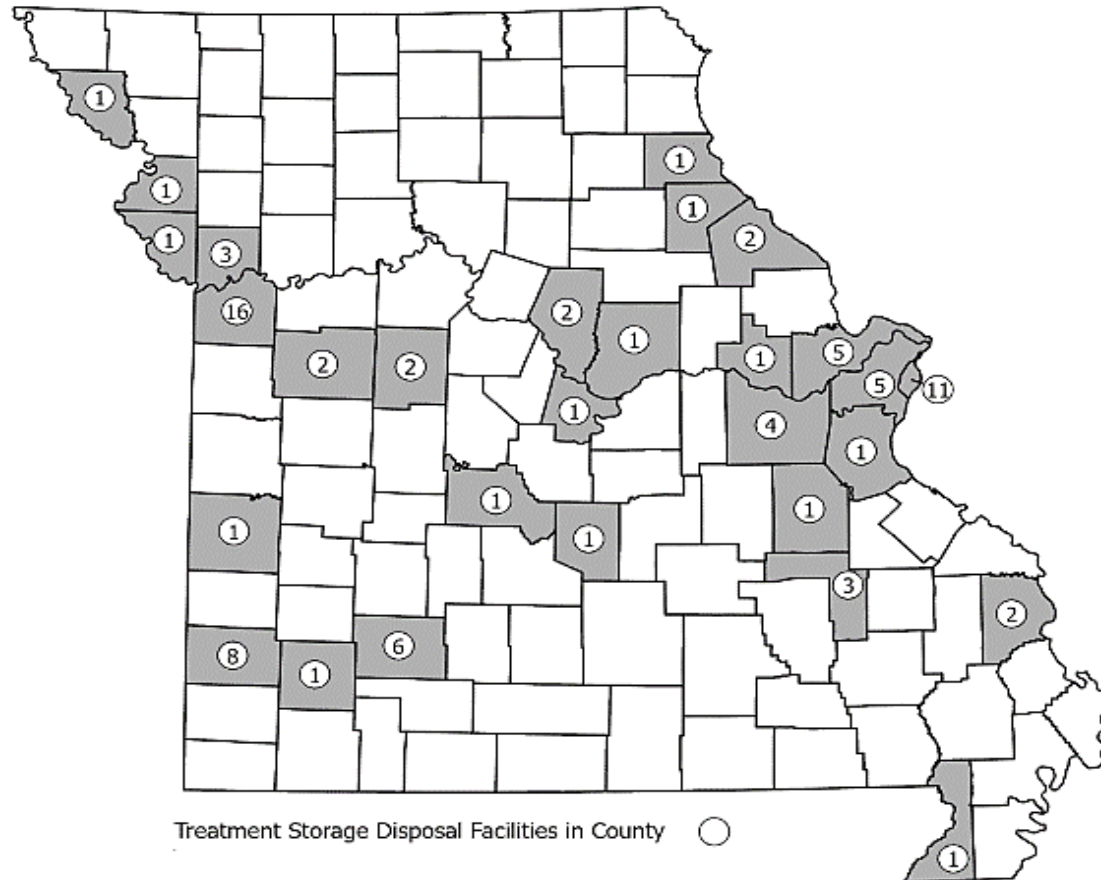
HB Section(s): 6.225, 6.270, 6.280

DEQ - Waste Management Program

Program is found in the following core budget(s): Waste Management Program

2a. Provide an activity measure(s) for the program (continued).

FY 2023 Treatment, Storage, and Disposal Facilities

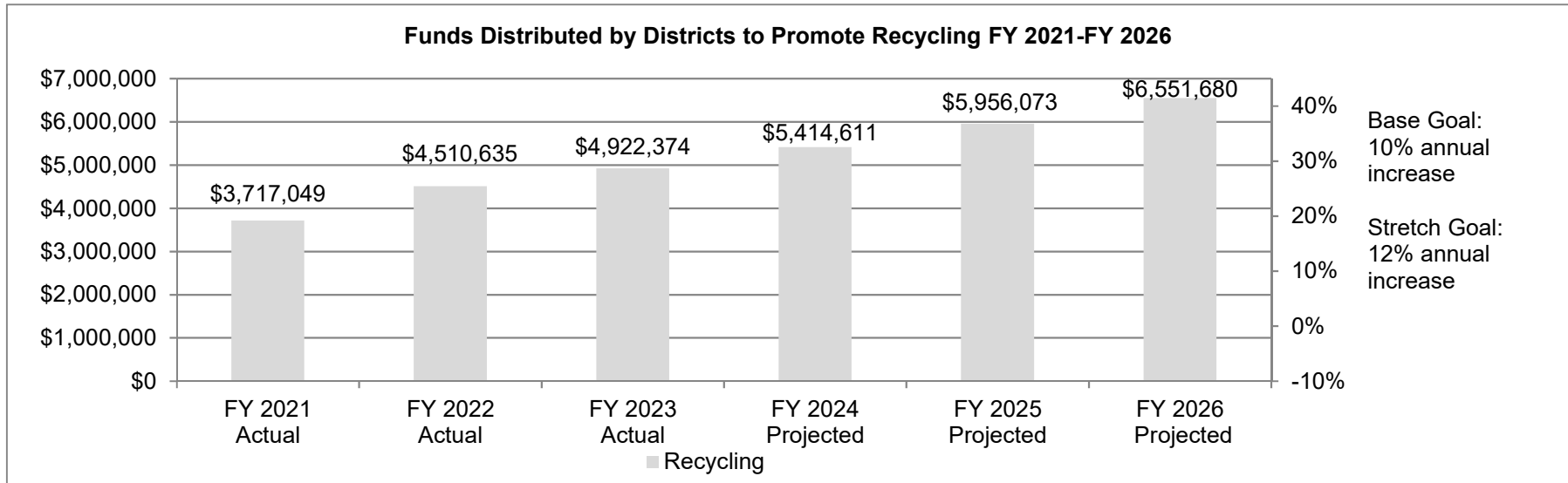


Treatment, Storage, and Disposal Facilities (TSDs):

Pursuant to the Missouri Hazardous Waste Management Law, businesses that want to actively treat, store (for more than 90 days), or dispose of hazardous waste in Missouri must obtain a hazardous waste permit. As of July 2023, 86 approved Treatment, Storage, and Disposal Facilities operate in Missouri.

PROGRAM DESCRIPTION

Department of Natural Resources	HB Section(s): 6.225, 6.270, 6.280
DEQ - Waste Management Program	
Program is found in the following core budget(s): Waste Management Program	
2b. Provide a measure(s) of the program's quality.	



	FY 2021 Actual	FY 2022 Actual	FY 2023 Actual	FY 2024 Projected	FY 2025 Projected	FY 2026 Projected	
Market Development	\$177,435	\$232,981	\$233,521	\$259,208	\$290,313	\$325,151	
Waste Reduction	\$701,643	\$1,121,845	\$1,142,063	\$1,142,063	\$1,142,063	\$1,142,063	
Recycling	\$3,717,049	\$4,510,635	\$4,922,374	\$5,414,611	\$5,956,073	\$6,551,680	10% projected increase
Composting	\$377,092	\$470,515	\$496,326	\$496,326	\$496,326	\$496,326	
Education	\$789,444	\$788,706	\$992,429	\$992,429	\$992,429	\$992,429	
Plan Implementation	\$926,238	\$1,015,795	\$934,818	\$934,818	\$934,818	\$934,818	
District Administration	\$1,772,737	\$1,717,478	\$1,873,348	\$1,873,348	\$1,873,348	\$1,873,348	
Total	\$8,461,638	\$9,857,955	\$10,594,879	\$11,112,804	\$11,685,370	\$12,315,815	

(continued on following page)

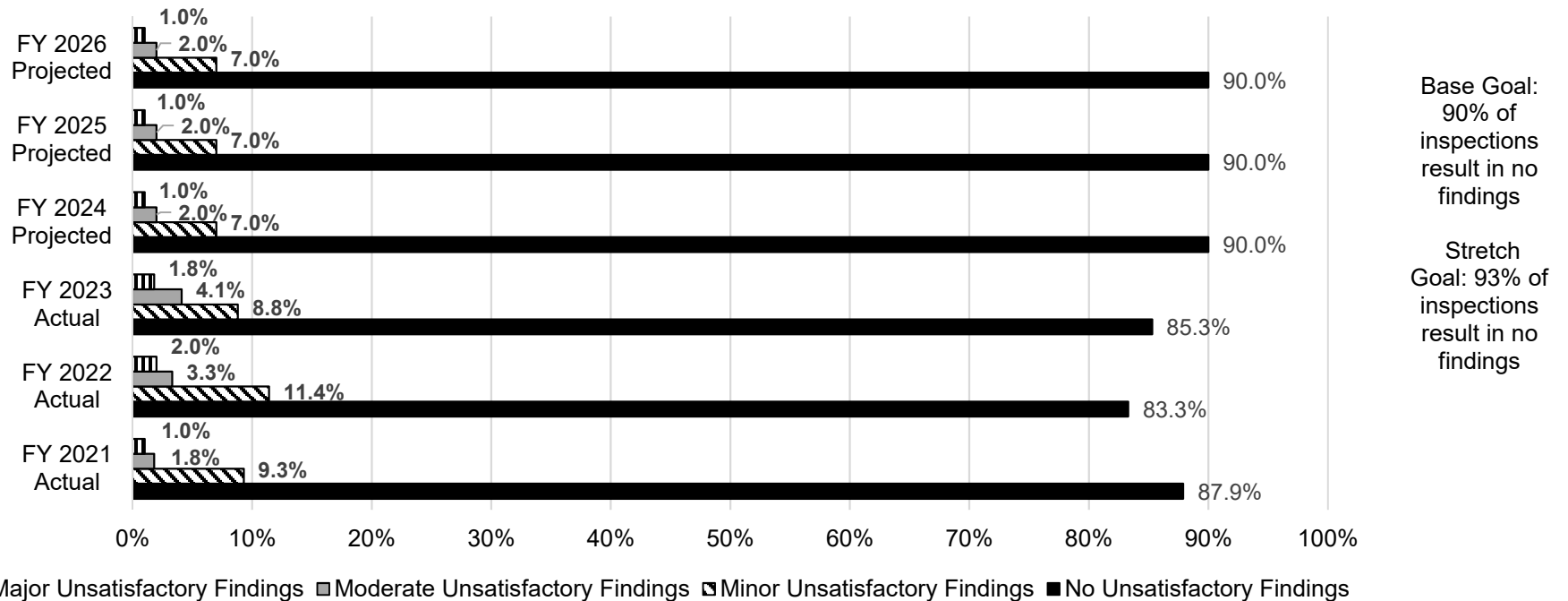
PROGRAM DESCRIPTION

Department of Natural Resources	HB Section(s): 6.225, 6.270, 6.280
DEQ - Waste Management Program	
Program is found in the following core budget(s): Waste Management Program	
2b. Provide a measure(s) of the program's quality (continued).	
<p>Recycling prices are heavily influenced by world markets. China is the biggest consumer of recyclable materials and has significantly reduced its intake over the past five years and set very low limits for allowable contamination (0.5%). This resulted in other consumer countries being flooded with recyclables, and those countries also reducing their intakes and setting lower contamination limits. It is critical that Missouri focus appropriate solid waste management funding and efforts to develop and/or further expand domestic end markets for recycled materials. Missouri's recycling businesses continue to be vulnerable to national and international end market fluctuations, and decreases in overall recycling that stemmed from the closure of many recycling businesses.</p> <p>WMP works with Missouri's Solid Waste Advisory Board (SWAB), the solid waste management districts, Environmental Improvement and Energy Resources Authority, and the Department of Economic Development to focus solid waste management funds to develop, expand, and promote end-use markets for waste materials.</p> <p>Pursuant to Section 260.335, RSMo, the department provides grant funding to Missouri's twenty (20) solid waste management districts to fund their operations and community-based waste diversion projects. SWAB provides annual recommendations in addition to the statutorily-established solid waste management criteria for usage of these district grant funds. The department and SWAB monitor the performance of this district grant program. Local governments, small and large businesses, schools, sheltered workshops, and individuals seek and receive grants to support activities to remove materials from the waste stream and continue to seek opportunities to beneficially reuse materials.</p>	

PROGRAM DESCRIPTION

Department of Natural Resources	HB Section(s): 6.225, 6.270, 6.280
DEQ - Waste Management Program	
Program is found in the following core budget(s): Waste Management Program	
2c. Provide a measure(s) of the program's impact.	

Solid Waste Facility Compliance Findings Resulting from Inspection



Solid waste management facility inspections, investigations, and compliance assistance visits are conducted by department team members. Issues identified during these activities are documented and classified according to severity and potential impact to human health and the environment. Examples of the levels of "Unsatisfactory Findings" include: "Major" - landfill gas migration or leachate (contaminated storm water) leaving the permitted property; "Moderate" - inadequate landfill cover; and "Minor" - record keeping related issues. Waste Management Program team members monitor and coordinate closely with facilities to provide compliance assistance and prompt higher compliance rates.

PROGRAM DESCRIPTION

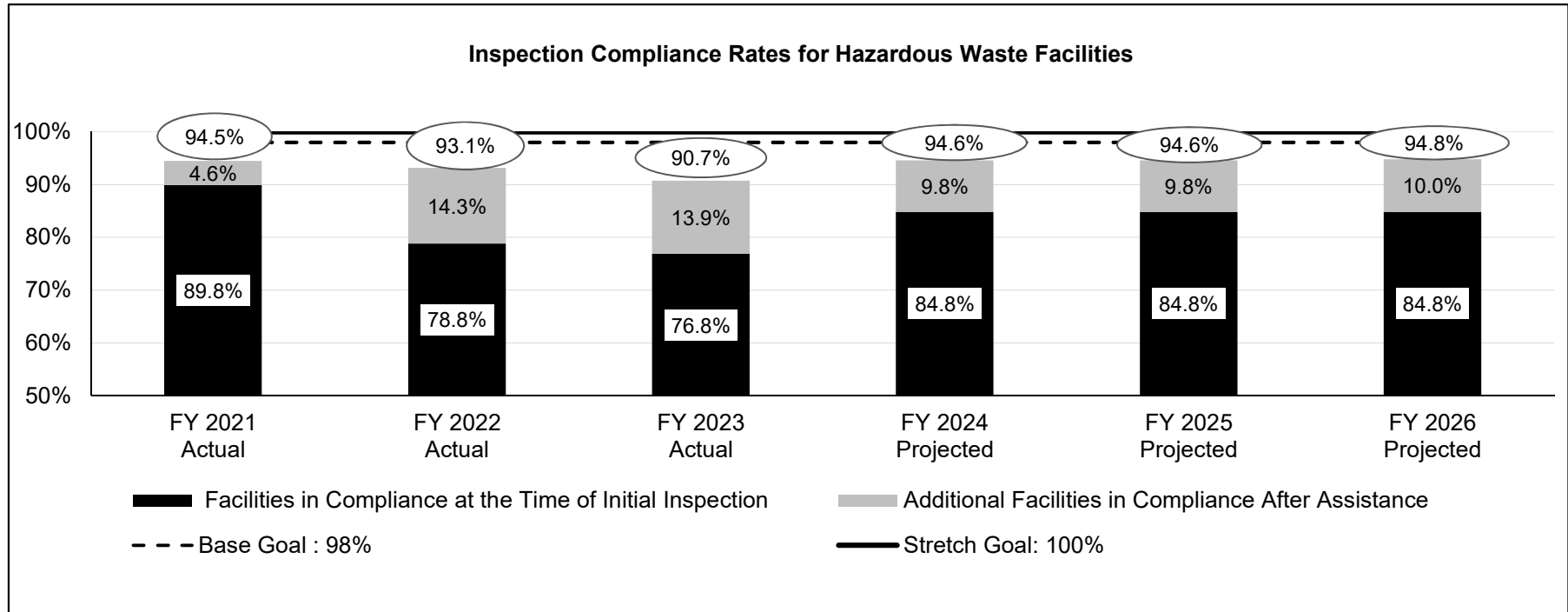
Department of Natural Resources

HB Section(s): 6.225, 6.270, 6.280

DEQ - Waste Management Program

Program is found in the following core budget(s): Waste Management Program

2c. Provide a measure(s) of the program's impact (continued).



Inspected facilities include hazardous waste generators and permitted treatment, storage, and disposal facilities. All facilities not in compliance at the time of initial inspection receive compliance assistance to resolve outstanding issues. Notices of violation are issued when necessary to correct deficiencies.

PROGRAM DESCRIPTION

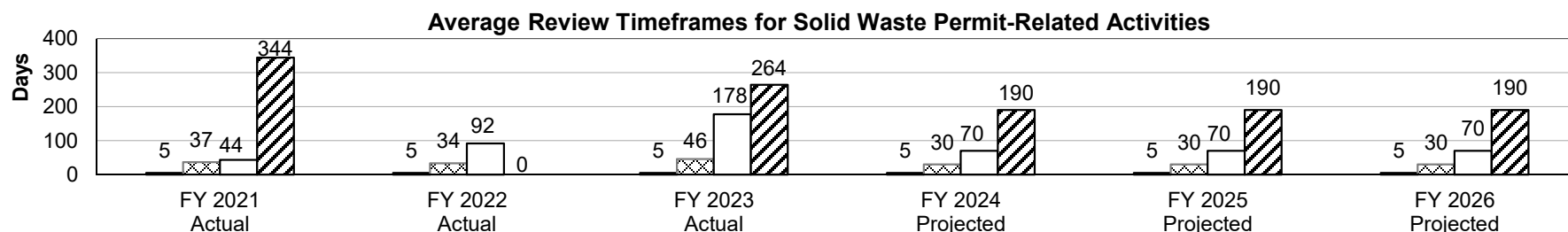
Department of Natural Resources

HB Section(s): 6.225, 6.270, 6.280

DEQ - Waste Management Program

Program is found in the following core budget(s): Waste Management Program

2d. Provide a measure(s) of the program's efficiency.

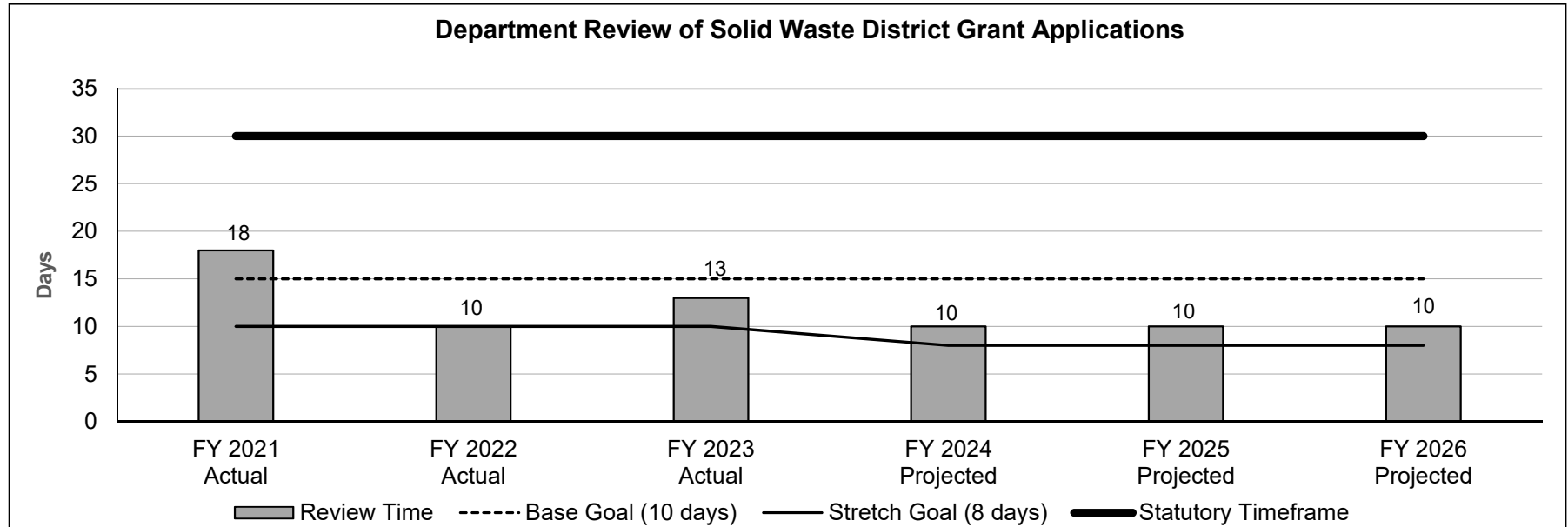


Legend	Regulated Entity/ Permit Activity	Established Timeframe per 10 CSR 80-2.020	Base Goal (days)	Stretch Goal (days)	Number of Permits (FY 2023)
	Scrap Tire Haulers Permit	Within 14 Days	8	5	77
	Authorization to Operate/Operating Permits	Within 60 Days	45	30	10
	New Construction Permits: Solid Waste Transfer Stations	Within 180 Days	100	70	18
	Permit Modifications: Solid Waste Disposal Areas (landfills) and Transfer Stations, and Material Recovery Facilities	Within 365 Days	200	190	1

The Waste Management Program provides permits for a variety of businesses in the solid waste management industry. The degree of technical review required, and volume of requests received, varies greatly according to permit type (e.g., the high volumes of scrap tire hauler permit requests require less review time than the landfill new construction permit requests, which are received less frequently). During FY 2021, the Waste Management Program had several review engineer vacancies and received a greater number of technically complex applications resulting in increased review times for the permit types that fall within the 365 day regulatory timeframe. Again in FY 2023, engineer vacancies and the time necessary for new team members to obtain training and the experience to work independently, resulted in longer application review timeframes.

PROGRAM DESCRIPTION

Department of Natural Resources	HB Section(s): 6.225, 6.270, 6.280
DEQ - Waste Management Program	
Program is found in the following core budget(s): Waste Management Program	
2d. Provide an efficiency measure (continued).	



The department provides grant funding to Missouri's solid waste management districts to fund their operations and community-based waste diversion projects. The districts send approximately 100 grant applications per year to the department for review to ensure appropriate usage of these funds. In order to ensure this funding is distributed to these districts, businesses, and communities in a timely manner, statute requires the department's initial review not to exceed 30 days. The district then has 30 days to respond to questions and deficiencies. The department then has an additional 30 days to approve or deny each district grant.

The department and solid waste management districts continue to seek opportunities to streamline the district grant application process to expedite the distribution of these funds.

PROGRAM DESCRIPTION

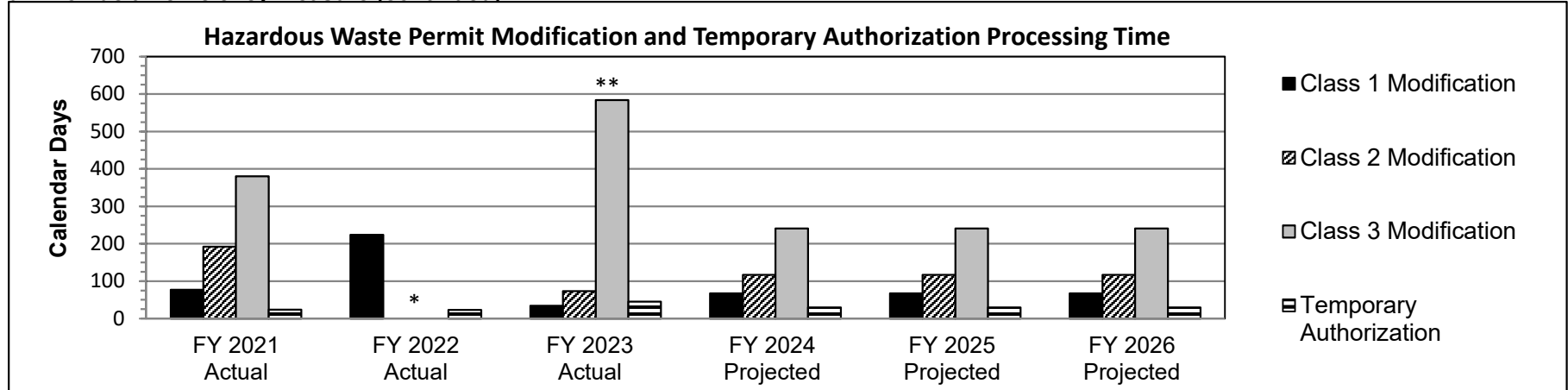
Department of Natural Resources

HB Section(s): 6.225, 6.270, 6.280

DEQ - Waste Management Program

Program is found in the following core budget(s): Waste Management Program

2d. Provide an efficiency measure (continued).



* No Class 2 or Class 3 Modifications were submitted in FY2022.

** FY 2023 had a record number of Class 3 Modifications requested and issued.

Class 1 Modifications - minor changes that do not substantially alter the permit conditions

Class 2 Modifications - changes that can be implemented without substantially changing design specifications or management practices in the permit

Class 3 Modifications - substantially alters the facility or its operation

Temporary Authorizations - grants the permittee a temporary authorization

Base Goal: 5% annual reduction Stretch Goal: 5% reduction from base goals

Hazardous Waste Permit Modification Requests Approved

	FY 2021 Actual	FY 2022 Actual	FY 2023 Actual	FY 2024 Projected	FY 2025 Projected	FY 2026 Projected
Class 1 Modification	20	16	27	19	19	19
Class 2 Modification	2	0	3	2	2	2
Class 3 Modification	1	0	4	1	1	1
Temporary Authorization	2	4	5	2	2	2

PROGRAM DESCRIPTION

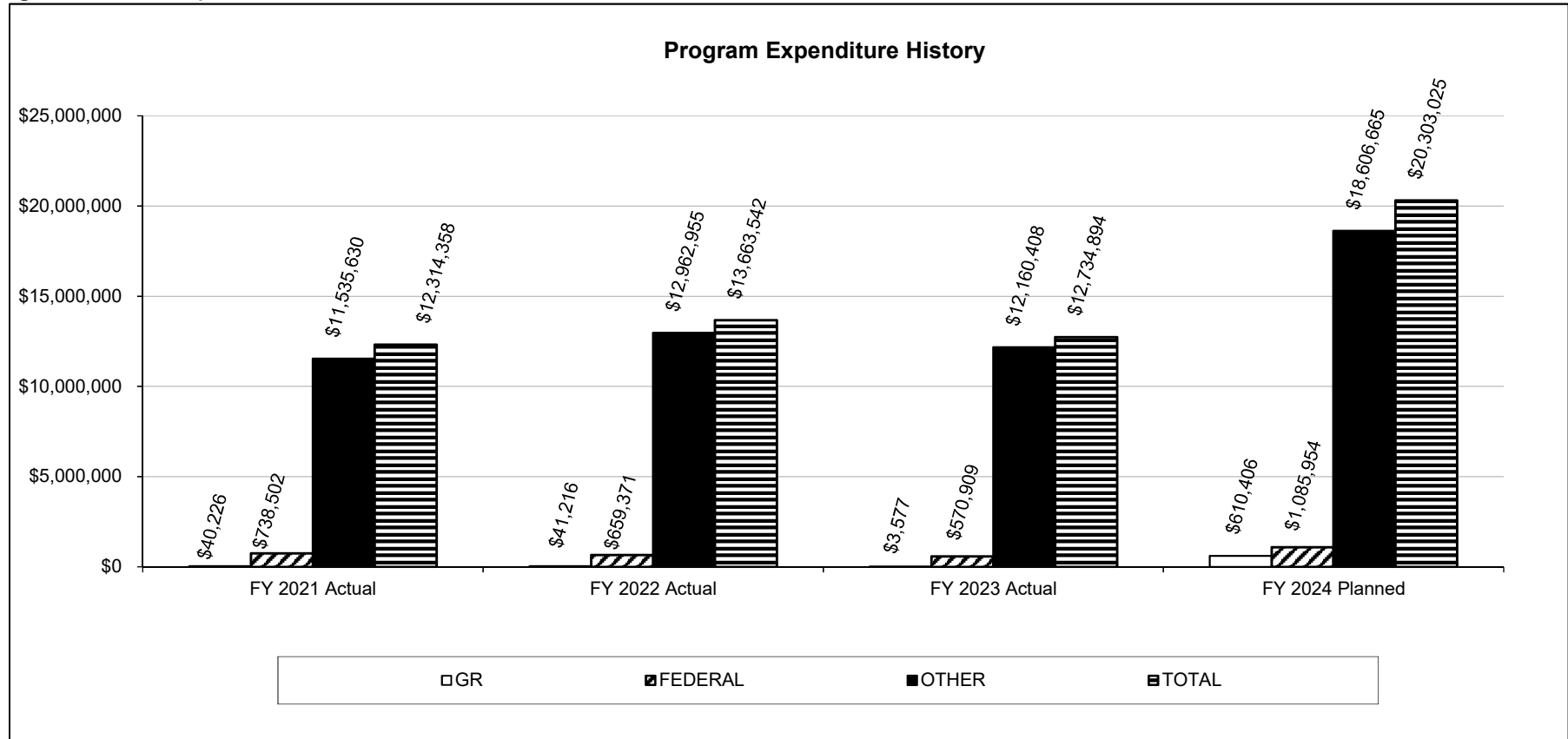
Department of Natural Resources

HB Section(s): 6.225, 6.270, 6.280

DEQ - Waste Management Program

Program is found in the following core budget(s): Waste Management Program

3. Provide actual expenditures for the prior three fiscal years and planned expenditures for the current fiscal year. (Note: Amounts do not include fringe benefit costs.)



Financial data includes operating and pass-through appropriations. FY 2024 Planned is shown at full appropriation.

PROGRAM DESCRIPTION

Department of Natural Resources	HB Section(s): 6.225, 6.270, 6.280																										
DEQ - Waste Management Program																											
Program is found in the following core budget(s): Waste Management Program																											
<p>4. What are the sources of the "Other " funds?</p> <p>Postclosure Fund (0198); Coal Combustion Residuals (0551); Solid Waste Management Fund - Scrap Tire Subaccount (0569); Solid Waste Management Fund (0570); Hazardous Waste Fund (0676)</p> <p>5. What is the authorization for this program, i.e., federal or state statute, etc.? (Include the federal program number if applicable.)</p> <table style="width: 100%;"> <tr> <td style="width: 30%;">42 U.S.C. 6901-6991k</td> <td>Solid Waste Disposal/Resource Conservation and Recovery Act and Major Amendments</td> </tr> <tr> <td>40 CFR Part 258</td> <td>Criteria for Municipal Solid Waste Landfills</td> </tr> <tr> <td>40 CFR Part 258, Subpart G</td> <td>Financial Assurance Criteria</td> </tr> <tr> <td>40 CFR Part 257</td> <td>Coal Combustion Residuals</td> </tr> <tr> <td>260.200 through 260.345 RSMo</td> <td>Solid Waste Management Law</td> </tr> <tr> <td>260.226 - 260.228, RSMo</td> <td>Landfill Closure/Postclosure Plan</td> </tr> <tr> <td>260.275 RSMo</td> <td>Scrap Tire Site Closure Plan</td> </tr> <tr> <td>260.250 through 260.434 RSMo</td> <td>Hazardous Waste Inspection and Enforcement and Permitting Resource Conservation and Recovery Act (RCRA)</td> </tr> <tr> <td>260.375 RSMo</td> <td>Hazardous Waste Transporter Licensing</td> </tr> <tr> <td>260.390 RSMo</td> <td>Commercial Hazardous Waste Facility Inspection Program</td> </tr> <tr> <td>260.396 RSMo</td> <td>PCB Inspections</td> </tr> </table> <p>6. Are there federal matching requirements? If yes, please explain.</p> <table style="width: 100%;"> <tr> <td style="width: 60%;">Performance Partnership Grant - RCRA</td> <td>25% State (EPA)</td> </tr> <tr> <td>Performance Partnership Grant - Toxic Substances Control Act (TSCA) Air Toxic Inspections.</td> <td>25% State (EPA)</td> </tr> </table> <p>7. Is this a federally mandated program? If yes, please explain.</p> <p>The program has U.S. Environmental Protection Agency approval to implement 40 CFR Part 258 Subtitle D landfill regulations under the Resource Conservation and Recovery Act.</p> <p>Through delegation from, and agreements with, the U.S. Environmental Protection Agency, the Waste Management Program supports the federal Resource Conservation and Recovery Act (RCRA), Section 9004 of the Solid Waste Disposal Act as amended by RCRA.</p>		42 U.S.C. 6901-6991k	Solid Waste Disposal/Resource Conservation and Recovery Act and Major Amendments	40 CFR Part 258	Criteria for Municipal Solid Waste Landfills	40 CFR Part 258, Subpart G	Financial Assurance Criteria	40 CFR Part 257	Coal Combustion Residuals	260.200 through 260.345 RSMo	Solid Waste Management Law	260.226 - 260.228, RSMo	Landfill Closure/Postclosure Plan	260.275 RSMo	Scrap Tire Site Closure Plan	260.250 through 260.434 RSMo	Hazardous Waste Inspection and Enforcement and Permitting Resource Conservation and Recovery Act (RCRA)	260.375 RSMo	Hazardous Waste Transporter Licensing	260.390 RSMo	Commercial Hazardous Waste Facility Inspection Program	260.396 RSMo	PCB Inspections	Performance Partnership Grant - RCRA	25% State (EPA)	Performance Partnership Grant - Toxic Substances Control Act (TSCA) Air Toxic Inspections.	25% State (EPA)
42 U.S.C. 6901-6991k	Solid Waste Disposal/Resource Conservation and Recovery Act and Major Amendments																										
40 CFR Part 258	Criteria for Municipal Solid Waste Landfills																										
40 CFR Part 258, Subpart G	Financial Assurance Criteria																										
40 CFR Part 257	Coal Combustion Residuals																										
260.200 through 260.345 RSMo	Solid Waste Management Law																										
260.226 - 260.228, RSMo	Landfill Closure/Postclosure Plan																										
260.275 RSMo	Scrap Tire Site Closure Plan																										
260.250 through 260.434 RSMo	Hazardous Waste Inspection and Enforcement and Permitting Resource Conservation and Recovery Act (RCRA)																										
260.375 RSMo	Hazardous Waste Transporter Licensing																										
260.390 RSMo	Commercial Hazardous Waste Facility Inspection Program																										
260.396 RSMo	PCB Inspections																										
Performance Partnership Grant - RCRA	25% State (EPA)																										
Performance Partnership Grant - Toxic Substances Control Act (TSCA) Air Toxic Inspections.	25% State (EPA)																										

CORE DECISION ITEM

Department of Natural Resources	Budget Unit <u>78855C</u>
Division of Environmental Quality	
Regional Offices Operations Core	HB Section <u>6.225</u>

1. CORE FINANCIAL SUMMARY

	FY 2025 Budget Request			
	GR	Federal	Other	Total
PS	3,592,508	3,439,634	4,326,673	11,358,815
EE	157,812	359,941	483,737	1,001,490
PSD	0	0	0	0
Total	3,750,320	3,799,575	4,810,410	12,360,305
FTE	45.67	57.92	81.66	185.25

Est. Fringe	2,192,508	2,099,209	2,640,569	6,932,285
--------------------	-----------	-----------	-----------	-----------

Note: Fringes budgeted in House Bill 5 except for certain fringes budgeted directly to MoDOT, Highway Patrol, and Conservation.

	FY 2025 Governor's Recommendation			
	GR	Fed	Other	Total
PS	0	0	0	0
EE	0	0	0	0
PSD	0	0	0	0
Total	0	0	0	0
FTE	0.00	0.00	0.00	0.00

Est. Fringe	0	0	0	0
--------------------	---	---	---	---

Note: Fringes budgeted in House Bill 5 except for certain fringes budgeted directly to MoDOT, Highway Patrol, and Conservation.

Other Funds: Missouri Air Emission Reduction Fund (0267); Cost Allocation Fund (0500); Natural Resources Protection Fund - Water Pollution Permit Fee Subaccount (0568); Solid Waste Management Fund – Scrap Tire Subaccount (0569); Solid Waste Management Fund (0570); Natural Resources Protection Fund - Air Pollution Asbestos Fee Subaccount (0584); Natural Resources Protection Fund – Air Pollution Permit Fee Subaccount (0594); Hazardous Waste Fund (0676); and Safe Drinking Water Fund (0679)

Core Reduction: The FY2025 Budget Request includes voluntary core reductions of \$48,000 (Other Funds) Expense and Equipment authority and \$35,000 (Other Funds) Personal Service authority. The FY 2025 Budget Request also includes a 10.90 FTE reduction (Federal and Other funds) with a corresponding increase of 10.90 FTE new decision item (GR).

2. CORE DESCRIPTION

The Regional Offices and Central Field Operations are located throughout the state of Missouri and work in partnership with the DEQ environmental programs to protect the state's air, land, and water resources, which are important for Missouri citizens' quality of life and the economy. The program provides consistent, efficient delivery of services closer to where Missourians live and work. This is accomplished through timely compliance assistance, inspection, on-site visits to permitted facilities, wastewater and air burn permit issuance, and investigating reported environmental concerns. Regional offices are located throughout the state to provide more local access to those we serve.

CORE DECISION ITEM

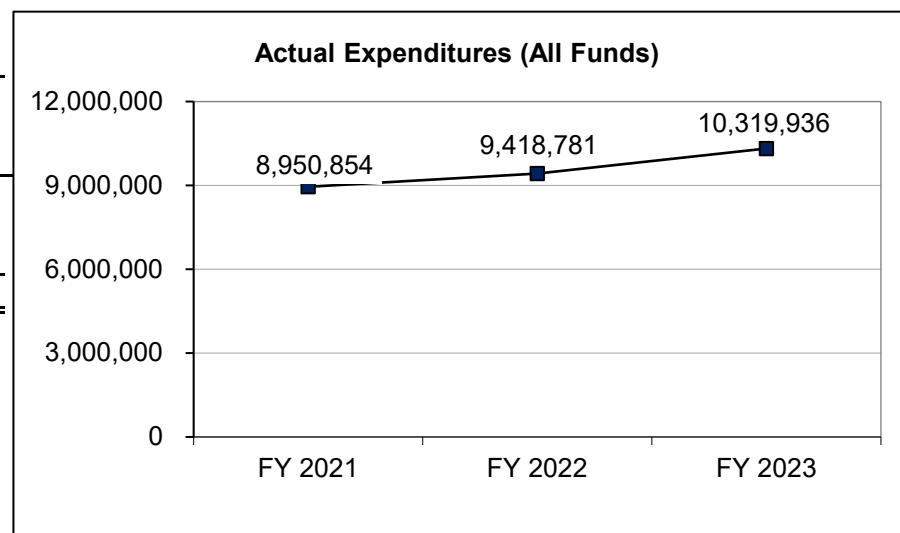
Department of Natural Resources	Budget Unit <u>78855C</u>
Division of Environmental Quality	
Regional Offices Operations Core	HB Section <u>6.225</u>

3. PROGRAM LISTING (list programs included in this core funding)

Regional Offices

4. FINANCIAL HISTORY

	FY 2021	FY 2022	FY 2023	FY 2024
	Actual	Actual	Actual	Current Yr.
Appropriation (All Funds)	10,917,910	10,914,648	11,531,350	12,443,305
Less Reverted (All Funds)	(72,582)	(71,745)	(87,425)	(112,509)
Less Restricted (All Funds)	0	0	0	0
Budget Authority (All Funds)	10,845,328	10,842,903	11,443,925	12,330,796
Actual Expenditures (All Funds)	8,950,854	9,418,781	10,319,936	N/A
Unexpended (All Funds)	1,894,474	1,424,122	1,123,989	N/A
Unexpended, by Fund:				
General Revenue	159,568	5,238	48,166	N/A
Federal	595,903	395,861	579,469	N/A
Other	1,139,003	1,023,023	496,354	N/A
	(1)	(1)	(1)	



Reverted includes the statutory three-percent reserve amount (when applicable).

Restricted includes any Governor's Expenditure Restrictions which remained at the end of the fiscal year (when applicable).

NOTES:

(1) The department continues to review operating expenditures to be efficient and effective with state resources.

CORE RECONCILIATION DETAIL

**DEPARTMENT OF NATURAL RESOURCES
REGIONAL OFFICES**

5. CORE RECONCILIATION DETAIL

				Budget Class	FTE	GR	Federal	Other	Total	Explanation
TAFP AFTER VETOES										
				PS	196.15	3,592,508	3,439,634	4,361,673	11,393,815	
				EE	0.00	157,812	359,941	531,737	1,049,490	
				Total	196.15	3,750,320	3,799,575	4,893,410	12,443,305	
DEPARTMENT CORE ADJUSTMENTS										
Core Reduction	712	8863	EE	0.00	0	0	(3,000)	(3,000)		Voluntary core reductions will more closely align the budget with planned spending.
Core Reduction	712	5353	EE	0.00	0	0	(5,000)	(5,000)		Voluntary core reductions will more closely align the budget with planned spending.
Core Reduction	712	5358	EE	0.00	0	0	(25,000)	(25,000)		Voluntary core reductions will more closely align the budget with planned spending.
Core Reduction	712	5355	EE	0.00	0	0	(10,000)	(10,000)		Voluntary core reductions will more closely align the budget with planned spending.
Core Reduction	712	5352	EE	0.00	0	0	(5,000)	(5,000)		Voluntary core reductions will more closely align the budget with planned spending.
Core Reduction	714	7790	PS	(0.15)	0	0	0	0	0	The FY 2025 Budget Request includes a 10.90 FTE reduction (Federal and Other funds) with a corresponding increase of 10.90 FTE new decision item (GR).

CORE RECONCILIATION DETAIL

**DEPARTMENT OF NATURAL RESOURCES
REGIONAL OFFICES**

5. CORE RECONCILIATION DETAIL

				Budget Class	FTE	GR	Federal	Other	Total	Explanation
DEPARTMENT CORE ADJUSTMENTS										
Core Reduction	714	7316	PS		(0.85)	0	0	0	0	0 The FY 2025 Budget Request includes a 10.90 FTE reduction (Federal and Other funds) with a corresponding increase of 10.90 FTE new decision item (GR).
Core Reduction	714	6013	PS		(0.15)	0	0	0	0	0 The FY 2025 Budget Request includes a 10.90 FTE reduction (Federal and Other funds) with a corresponding increase of 10.90 FTE new decision item (GR).
Core Reduction	714	5348	PS		(0.75)	0	0	0	0	0 The FY 2025 Budget Request includes a 10.90 FTE reduction (Federal and Other funds) with a corresponding increase of 10.90 FTE new decision item (GR).
Core Reduction	714	5346	PS		(1.00)	0	0	0	0	0 The FY 2025 Budget Request includes a 10.90 FTE reduction (Federal and Other funds) with a corresponding increase of 10.90 FTE new decision item (GR).
Core Reduction	714	5342	PS		(2.00)	0	0	0	0	0 The FY 2025 Budget Request includes a 10.90 FTE reduction (Federal and Other funds) with a corresponding increase of 10.90 FTE new decision item (GR).

CORE RECONCILIATION DETAIL

DEPARTMENT OF NATURAL RESOURCES REGIONAL OFFICES

5. CORE RECONCILIATION DETAIL

			Budget Class	FTE	GR	Federal	Other	Total	Explanation
DEPARTMENT CORE ADJUSTMENTS									
Core Reduction	714	5341	PS	(6.00)	0	0	0	0	The FY 2025 Budget Request includes a 10.90 FTE reduction (Federal and Other funds) with a corresponding increase of 10.90 FTE new decision item (GR).
Core Reduction	1270	5346	PS	0.00	0	0	(25,000)	(25,000)	Voluntary core reductions will more closely align the budget with planned spending.
Core Reduction	1270	8858	PS	0.00	0	0	(10,000)	(10,000)	Voluntary core reductions will more closely align the budget with planned spending.
Core Reallocation	713	5342	PS	0.00	0	0	0	(0)	Core reallocations will more closely align the budget with planned spending.
Core Reallocation	713	5340	PS	0.00	0	0	0	0	Core reallocations will more closely align the budget with planned spending.
NET DEPARTMENT CHANGES				(10.90)	0	0	(83,000)	(83,000)	
DEPARTMENT CORE REQUEST									
			PS	185.25	3,592,508	3,439,634	4,326,673	11,358,815	
			EE	0.00	157,812	359,941	483,737	1,001,490	
			Total	185.25	3,750,320	3,799,575	4,810,410	12,360,305	
GOVERNOR'S RECOMMENDED CORE									
			PS	185.25	3,592,508	3,439,634	4,326,673	11,358,815	

CORE RECONCILIATION DETAIL

DEPARTMENT OF NATURAL RESOURCES
REGIONAL OFFICES

5. CORE RECONCILIATION DETAIL

	Budget Class	FTE	GR	Federal	Other	Total	Explanation
GOVERNOR'S RECOMMENDED CORE							
	EE	0.00	157,812	359,941	483,737	1,001,490	
	Total	185.25	3,750,320	3,799,575	4,810,410	12,360,305	

Department of Natural Resources

DECISION ITEM SUMMARY

Budget Unit								
Decision Item	FY 2023	FY 2023	FY 2024	FY 2024	FY 2025	FY 2025	*****	*****
Budget Object Summary	ACTUAL	ACTUAL	BUDGET	BUDGET	DEPT REQ	DEPT REQ	SECURED	SECURED
Fund	DOLLAR	FTE	DOLLAR	FTE	DOLLAR	FTE	COLUMN	COLUMN
REGIONAL OFFICES								
CORE								
PERSONAL SERVICES								
GENERAL REVENUE	2,629,582	53.06	3,592,508	45.67	3,592,508	45.67	0	0.00
DEPT NATURAL RESOURCES	2,282,320	43.56	3,439,634	63.92	3,439,634	57.92	0	0.00
MO AIR EMISSION REDUCTION	60,911	1.12	200,707	3.05	190,707	3.05	0	0.00
DNR COST ALLOCATION	386,810	8.52	389,680	9.36	389,680	8.51	0	0.00
NRP-WATER POLLUTION PERMIT FEE	1,180,674	22.70	1,179,230	22.95	1,179,230	20.95	0	0.00
SOLID WASTE MGMT-SCRAP TIRE	262,346	5.11	284,146	4.80	284,146	4.80	0	0.00
SOLID WASTE MANAGEMENT	448,232	8.37	461,796	9.28	461,796	9.28	0	0.00
NRP-AIR POLLUTION ASBESTOS FEE	71,118	1.37	77,470	1.92	77,470	1.77	0	0.00
NRP-AIR POLLUTION PERMIT FEE	362,938	6.68	444,541	9.89	419,541	8.89	0	0.00
HAZARDOUS WASTE FUND	245,832	4.66	234,159	4.62	234,159	4.47	0	0.00
SAFE DRINKING WATER FUND	1,620,393	30.11	1,089,944	20.69	1,089,944	19.94	0	0.00
TOTAL - PS	9,551,156	185.26	11,393,815	196.15	11,358,815	185.25	0	0.00
EXPENSE & EQUIPMENT								
GENERAL REVENUE	148,991	0.00	157,812	0.00	157,812	0.00	0	0.00
DEPT NATURAL RESOURCES	327,265	0.00	359,941	0.00	359,941	0.00	0	0.00
MO AIR EMISSION REDUCTION	6,492	0.00	20,133	0.00	17,133	0.00	0	0.00
NRP-WATER POLLUTION PERMIT FEE	0	0.00	108,798	0.00	108,798	0.00	0	0.00
SOLID WASTE MGMT-SCRAP TIRE	22,012	0.00	30,248	0.00	25,248	0.00	0	0.00
SOLID WASTE MANAGEMENT	36,883	0.00	51,815	0.00	46,815	0.00	0	0.00
NRP-AIR POLLUTION ASBESTOS FEE	16,679	0.00	17,000	0.00	17,000	0.00	0	0.00
NRP-AIR POLLUTION PERMIT FEE	32,610	0.00	61,743	0.00	51,743	0.00	0	0.00
HAZARDOUS WASTE FUND	10,262	0.00	16,211	0.00	16,211	0.00	0	0.00
SAFE DRINKING WATER FUND	167,586	0.00	225,789	0.00	200,789	0.00	0	0.00
TOTAL - EE	768,780	0.00	1,049,490	0.00	1,001,490	0.00	0	0.00
TOTAL	10,319,936	185.26	12,443,305	196.15	12,360,305	185.25	0	0.00

9/22/23 14:52

im_disummary

Department of Natural Resources

DECISION ITEM SUMMARY

Budget Unit								
Decision Item	FY 2023	FY 2023	FY 2024	FY 2024	FY 2025	FY 2025	*****	*****
Budget Object Summary	ACTUAL	ACTUAL	BUDGET	BUDGET	DEPT REQ	DEPT REQ	SECURED	SECURED
Fund	DOLLAR	FTE	DOLLAR	FTE	DOLLAR	FTE	COLUMN	COLUMN
REGIONAL OFFICES								
GR FTE Alignment - 1780027								
PERSONAL SERVICES								
GENERAL REVENUE	0	0.00	0	0.00	0	10.90	0	0.00
TOTAL - PS	0	0.00	0	0.00	0	10.90	0	0.00
TOTAL	0	0.00	0	0.00	0	10.90	0	0.00
GRAND TOTAL	\$10,319,936	185.26	\$12,443,305	196.15	\$12,360,305	196.15	\$0	0.00

9/22/23 14:52

im_disummary

Department of Natural Resources

DECISION ITEM DETAIL

Budget Unit	FY 2023	FY 2023	FY 2024	FY 2024	FY 2025	FY 2025	*****	*****
Decision Item	ACTUAL	ACTUAL	BUDGET	BUDGET	DEPT REQ	DEPT REQ	SECURED	SECURED
Budget Object Class	DOLLAR	FTE	DOLLAR	FTE	DOLLAR	FTE	COLUMN	COLUMN
REGIONAL OFFICES								
CORE								
OFFICE WORKER MISCELLANEOUS	18,424	0.56	0	0.00	0	0.00	0	0.00
MISCELLANEOUS TECHNICAL	57,479	1.75	0	0.00	0	0.00	0	0.00
MISCELLANEOUS PROFESSIONAL	3,795	0.12	0	0.00	0	0.00	0	0.00
ADMINISTRATIVE SUPPORT CLERK	32,479	1.00	0	0.00	0	0.00	0	0.00
ADMIN SUPPORT ASSISTANT	543,773	16.06	636,171	17.70	597,378	16.70	0	0.00
LEAD ADMIN SUPPORT ASSISTANT	3,251	0.08	0	0.00	39,132	0.35	0	0.00
ADMIN SUPPORT PROFESSIONAL	225,000	4.96	251,004	5.30	240,689	5.10	0	0.00
ASSISTANT ENGINEER	119,264	2.23	0	0.00	0	0.00	0	0.00
ASSOCIATE ENGINEER	686,384	11.66	926,349	15.00	935,509	15.00	0	0.00
PROFESSIONAL ENGINEER	167,309	2.57	211,112	3.00	142,173	2.00	0	0.00
ENGINEER SUPERVISOR	190,966	2.91	208,176	3.00	275,065	4.00	0	0.00
ENGNG SURVEYING & FIELD AIDE	147,476	3.99	156,339	4.00	156,340	4.00	0	0.00
ENVIRONMENTAL PROGRAM ASST	893,842	21.17	0	0.00	0	0.00	0	0.00
ENVIRONMENTAL PROGRAM ANALYST	3,349,061	68.18	5,518,139	97.16	5,504,916	87.10	0	0.00
ENVIRONMENTAL PROGRAM SPEC	478,603	8.44	542,564	9.00	589,075	10.00	0	0.00
ENVIRONMENTAL PROGRAM SPV	1,488,246	24.05	1,712,705	25.99	1,633,850	25.00	0	0.00
ENVIRONMENTAL PROGRAM MANAGER	1,145,804	15.53	1,231,256	16.00	1,244,688	16.00	0	0.00
TOTAL - PS	9,551,156	185.26	11,393,815	196.15	11,358,815	185.25	0	0.00
TRAVEL, IN-STATE	167,957	0.00	242,356	0.00	218,856	0.00	0	0.00
TRAVEL, OUT-OF-STATE	6,097	0.00	14,696	0.00	12,696	0.00	0	0.00
FUEL & UTILITIES	0	0.00	22,098	0.00	22,098	0.00	0	0.00
SUPPLIES	192,693	0.00	262,813	0.00	251,813	0.00	0	0.00
PROFESSIONAL DEVELOPMENT	85,995	0.00	77,882	0.00	76,382	0.00	0	0.00
COMMUNICATION SERV & SUPP	78,194	0.00	111,095	0.00	107,595	0.00	0	0.00
PROFESSIONAL SERVICES	51,652	0.00	108,900	0.00	108,900	0.00	0	0.00
HOUSEKEEPING & JANITORIAL SERV	280	0.00	8,101	0.00	8,101	0.00	0	0.00
M&R SERVICES	78,452	0.00	90,261	0.00	85,261	0.00	0	0.00
MOTORIZED EQUIPMENT	0	0.00	4	0.00	4	0.00	0	0.00
OFFICE EQUIPMENT	33,130	0.00	44,029	0.00	43,029	0.00	0	0.00
OTHER EQUIPMENT	52,271	0.00	35,034	0.00	35,034	0.00	0	0.00
BUILDING LEASE PAYMENTS	558	0.00	2,155	0.00	2,155	0.00	0	0.00
EQUIPMENT RENTALS & LEASES	15,973	0.00	17,657	0.00	17,157	0.00	0	0.00

Department of Natural Resources

DECISION ITEM DETAIL

Budget Unit	FY 2023	FY 2023	FY 2024	FY 2024	FY 2025	FY 2025	*****	*****
Decision Item	ACTUAL	ACTUAL	BUDGET	BUDGET	DEPT REQ	DEPT REQ	SECURED	SECURED
Budget Object Class	DOLLAR	FTE	DOLLAR	FTE	DOLLAR	FTE	COLUMN	COLUMN
REGIONAL OFFICES								
CORE								
MISCELLANEOUS EXPENSES	5,528	0.00	12,409	0.00	12,409	0.00	0	0.00
TOTAL - EE	768,780	0.00	1,049,490	0.00	1,001,490	0.00	0	0.00
GRAND TOTAL	\$10,319,936	185.26	\$12,443,305	196.15	\$12,360,305	185.25	\$0	0.00
GENERAL REVENUE	\$2,778,573	53.06	\$3,750,320	45.67	\$3,750,320	45.67		0.00
FEDERAL FUNDS	\$2,609,585	43.56	\$3,799,575	63.92	\$3,799,575	57.92		0.00
OTHER FUNDS	\$4,931,778	88.64	\$4,893,410	86.56	\$4,810,410	81.66		0.00

PROGRAM DESCRIPTION	
Department of Natural Resources	HB Section(s): <u>6.225</u>
DEQ - Regional Offices	
Program is found in the following core budget(s): <u>Regional Offices</u>	
1a. What strategic priority does this program address?	
<p>The Regional Offices and Central Field Operations office help Missouri citizens thrive by managing natural resources to promote a healthy environment and economy by:</p> <ul style="list-style-type: none"> • Promoting environmental responsibility and resource stewardship. • Enhancing services, information, and communication to improve customer experience. • Modernizing community infrastructure, strengthening workforce, and supporting economic development. • Improving internal processes to better serve our customers. 	
1b. What does this program do?	
<p>Five Regional Offices and the Central Field Operations office are located throughout the state to provide locally-available technical expertise, assistance, and knowledge of department resources and services to the public and regulated entities to promote environmental protection. (Lee's Summit, Macon, St. Louis, Springfield, Poplar Bluff, and Jefferson City).</p> <p>Regional Offices/Central Field Operations office:</p> <p>Provide training, customer service, and environmental assistance to the public, regulated entities, agencies, local government and organizations, and other department team members.</p> <p>Provide compliance assistance to regulated entities and the public.</p> <p>Conduct inspections of regulated entities and issue permits to maintain environmental protection.</p> <p>Respond to environmental concerns reported by citizens.</p> <p>Respond to environmental emergencies like flooding, drinking water outages, storm damage, and fish kills.</p>	

PROGRAM DESCRIPTION

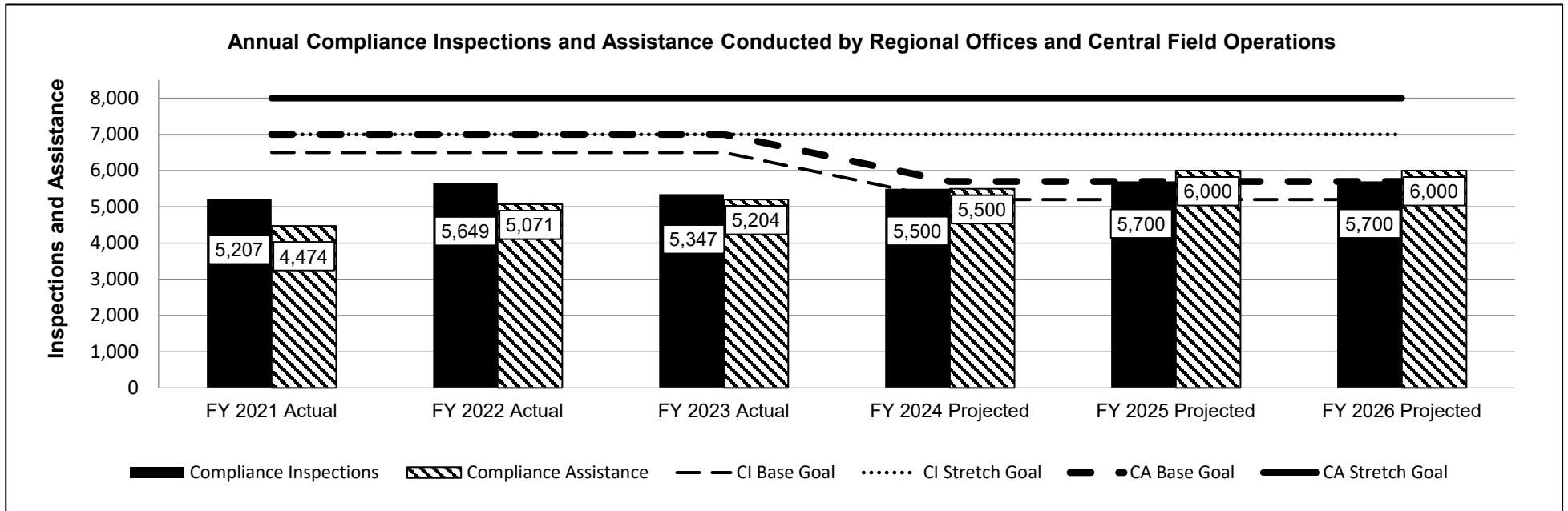
Department of Natural Resources

HB Section(s): 6.225

DEQ - Regional Offices

Program is found in the following core budget(s): Regional Offices

2a. Provide an activity measure(s) for the program.



Compliance Inspections:

The number of inspections varies based on demand work, environmental concerns, EPA priority, and risk. The EPA inspection goal for Missouri in 2023 was 3,241. Limitations on field activities and vacancies impacted on-site inspection numbers in FY 2021 and FY 2022. Vacancies and training of new team members impacted on-site inspection numbers in FY 2023.

Compliance Assistance:

Compliance assistance efforts consist of field and office work that provide technical expertise, guidance, or training to an entity in order to assist them in returning to or maintaining compliance with environmental rules and regulations. Limitations on field activities impacted on-site assistance numbers in FY 2021 and FY 2022.

PROGRAM DESCRIPTION

Department of Natural Resources

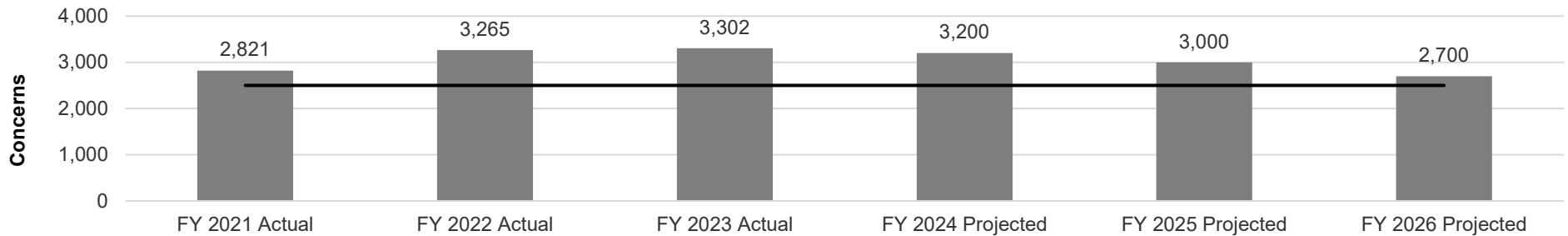
HB Section(s): 6.225

DEQ - Regional Offices

Program is found in the following core budget(s): Regional Offices

2a. Provide an activity measure(s) for the program (continued).

Environmental Concerns Reported and Investigated

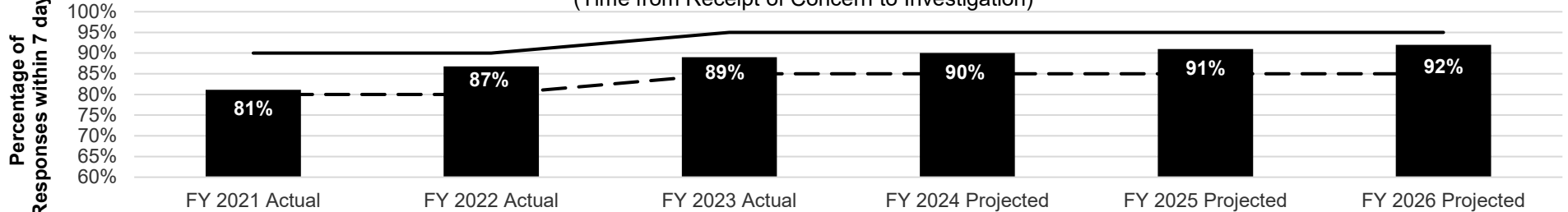


Base Goal: These are demand activities - all credible concerns must be evaluated and addressed - Stretch Goal: 2,500

As a result of increased compliance assistance, the department expects a reduction in concerns. In FY 2021, the department received fewer reported concerns likely due to the reduction of regulated activities.

2b. Provide a measure(s) of the program's quality.

Environmental Concerns Response Rate within 7 Days (Time from Receipt of Concern to Investigation)



Base Goal: within 7 days 85% of the time - Stretch Goal: within 7 days 95% of the time

Limitations on field activities and vacancies impacted overall response time in FY 2021; however, 91% of responses were within 15 days.

PROGRAM DESCRIPTION

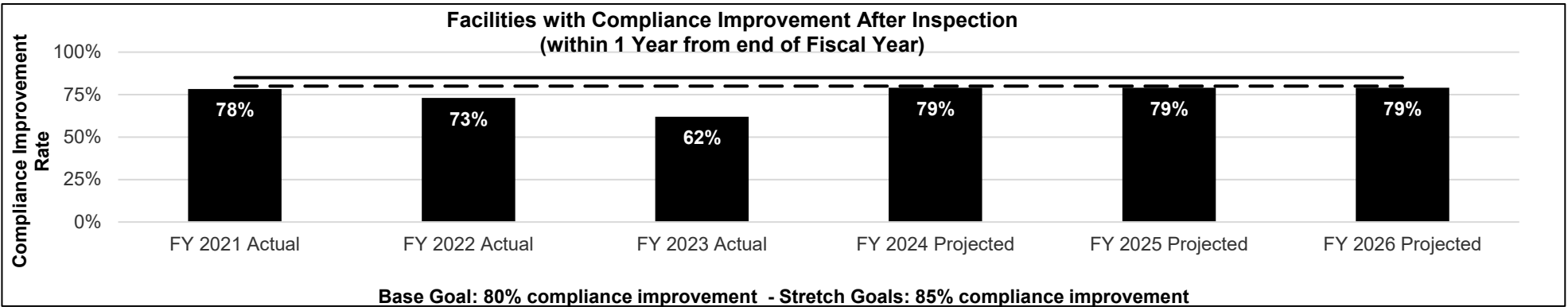
Department of Natural Resources

HB Section(s): 6.225

DEQ - Regional Offices

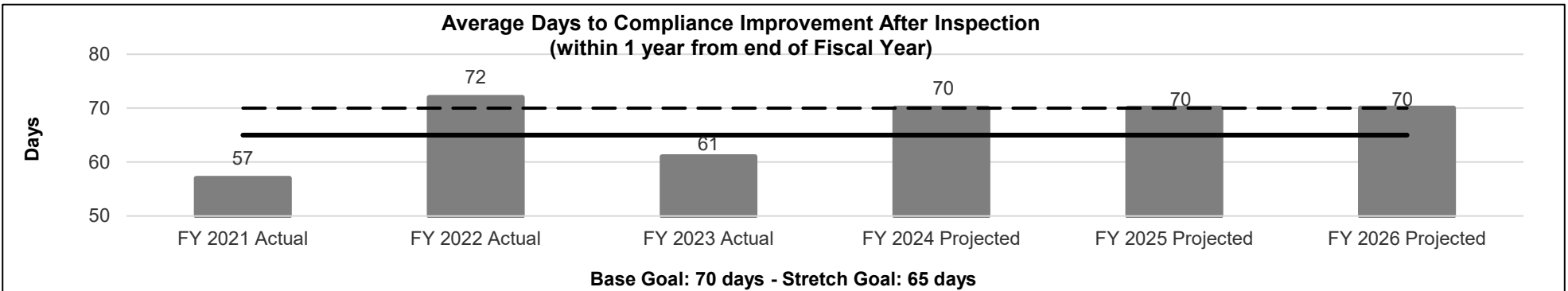
Program is found in the following core budget(s): Regional Offices

2c. Provide a measure(s) of the program's impact.



Each year's data represented above is a result of facilities' efforts and team member compliance assistance efforts performed since the date of the previous fiscal year's inspection.

2d. Provide a measure(s) of the program's efficiency.



Each year's data represented above is a result of facilities' efforts and team member compliance assistance efforts performed since the date of the previous fiscal year's inspection. FY 2024 through FY 2026 projections anticipate an increase in average days to compliance as industrial activities and inspections increase to prior levels.

PROGRAM DESCRIPTION

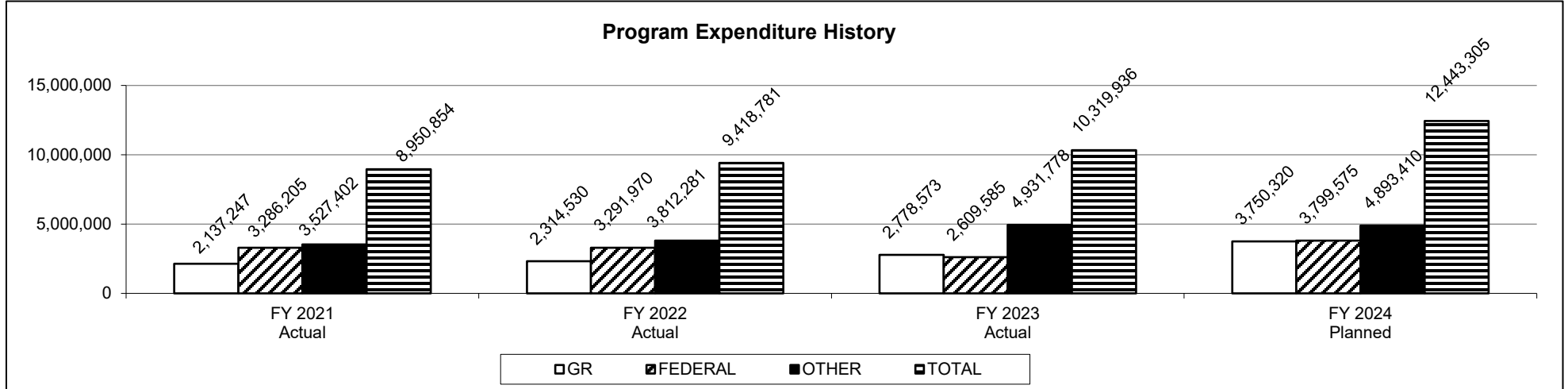
Department of Natural Resources

HB Section(s): 6.225

DEQ - Regional Offices

Program is found in the following core budget(s): Regional Offices

3. Provide actual expenditures for the prior three fiscal years and planned expenditures for the current fiscal year. (Note: Amounts do not include fringe benefit costs.)



FY 2024 Planned is shown at full appropriation.

4. What are the sources of the "Other " funds?

Missouri Air Emission Reduction Fund (0267); Cost Allocation Fund (0500); Natural Resources Protection Fund - Water Pollution Permit Fee Subaccount (0568); Solid Waste Management Fund - Scrap Tire Subaccount (0569); Solid Waste Management Fund (0570); Natural Resources Protection Fund - Air Pollution Asbestos Fee Subaccount (0584); Natural Resources Protection Fund - Air Pollution Permit Fee Subaccount (0594); Hazardous Waste Fund (0676); and Safe Drinking Water Fund (0679).

PROGRAM DESCRIPTION

Department of Natural Resources

HB Section(s): 6.225

DEQ - Regional Offices

Program is found in the following core budget(s): Regional Offices

5. What is the authorization for this program, i.e., federal or state statute, etc.? (Include the federal program number, if applicable.)

Federal Clean Water Act, as amended
Federal Safe Drinking Water Act, as amended
Federal Clean Air Act, with amendments, 1990
Federal Comprehensive Environmental Response, Compensation, and Liability Act of 1980, as amended
Federal Superfund Amendments and Reauthorization Act of 1986
Federal Resource Conservation and Recovery Act of 1976, as amended
Federal Solid Waste Disposal Act of 1976, as amended
RSMo 640.040 Cleanup of Controlled Substance
RSMo 260.500 through 260.552 Hazardous Substance Emergency Response

Also see program authorization in the core operating budgets for the Division of Environmental Quality's Water Protection Program, Air Pollution Control Program, Environmental Remediation Program, and Waste Management Program.

6. Are there federal matching requirements? If yes, please explain.

Performance Partnership Grant	Match varies by component
Drinking Water State Revolving Fund	20% State

7. Is this a federally mandated program? If yes, please explain.

The Regional Offices and Central Field Operations office provide support to implement the Clean Water Act; Safe Drinking Water Act; Clean Air Act; Resource Conservation and Recovery Act; Comprehensive Environmental Response, Compensation, and Liability Act; and Superfund Amendments and Reauthorization Act.

CORE DECISION ITEM

Department of Natural Resources
Division of Environmental Quality
Environmental Services Program Operations Core

Budget Unit 78885C

HB Section 6.225

1. CORE FINANCIAL SUMMARY

	FY 2025 Budget Request			
	GR	Federal	Other	Total
PS	1,796,692	1,586,791	1,973,001	5,356,484
EE	289,765	1,795,502	475,869	2,561,136
PSD	0	0	0	0
Total	2,086,457	3,382,293	2,448,870	7,917,620
FTE	21.95	26.03	32.28	80.26

Est. Fringe	1,096,521	968,419	1,204,123	3,269,062
--------------------	-----------	---------	-----------	-----------

Note: Fringes budgeted in House Bill 5 except for certain fringes budgeted directly to MoDOT, Highway Patrol, and Conservation.

	FY 2025 Governor's Recommendation			
	GR	Fed	Other	Total
PS	0	0	0	0
EE	0	0	0	0
PSD	0	0	0	0
Total	0	0	0	0
FTE	0.00	0.00	0.00	0.00

Est. Fringe	0	0	0	0
--------------------	---	---	---	---

Note: Fringes budgeted in House Bill 5 except for certain fringes budgeted directly to MoDOT, Highway Patrol, and Conservation.

Other Funds: Natural Resources Protection Fund - Damages Subaccount (0555); Natural Resources Protection Fund - Water Pollution Permit Fee Subaccount (0568); Solid Waste Management Fund (0570); Natural Resources Protection Fund – Air Pollution Permit Fee Subaccount (0594); Environmental Radiation Monitoring Fund (0656); Hazardous Waste Fund (0676); and Safe Drinking Water Fund (0679)

Core Reduction: The FY 2025 Budget Request includes an 8.74 FTE reduction (Federal and Other funds) with a corresponding increase of 8.74 FTE new decision item (GR).

2. CORE DESCRIPTION

The Environmental Services Program (ESP) provides field support and monitoring functions throughout Missouri. The Environmental Emergency Response Section maintains 24 hour per day support and response capability for hazardous substance releases, radiological incidents, homeland security events, and natural disasters. Local fire departments, haz-mat teams, law enforcement, and first responders rely upon these services. In FY 2023, nearly 800 hazardous substance spills, leaks, and other chemical-related incidents were reported through the emergency response system. ESP includes the state's environmental laboratory, which is certified by the U.S. Environmental Protection Agency (EPA). The program performs chemical analysis of public drinking water supplies and also collects and analyzes air, water, and soil samples. ESP provides management and oversight for the Hazardous Substances Analysis & Emergency Response PSD budget unit, which is located in a separate core decision item form.

CORE DECISION ITEM

Department of Natural Resources
Division of Environmental Quality
Environmental Services Program Operations Core

Budget Unit 78885C

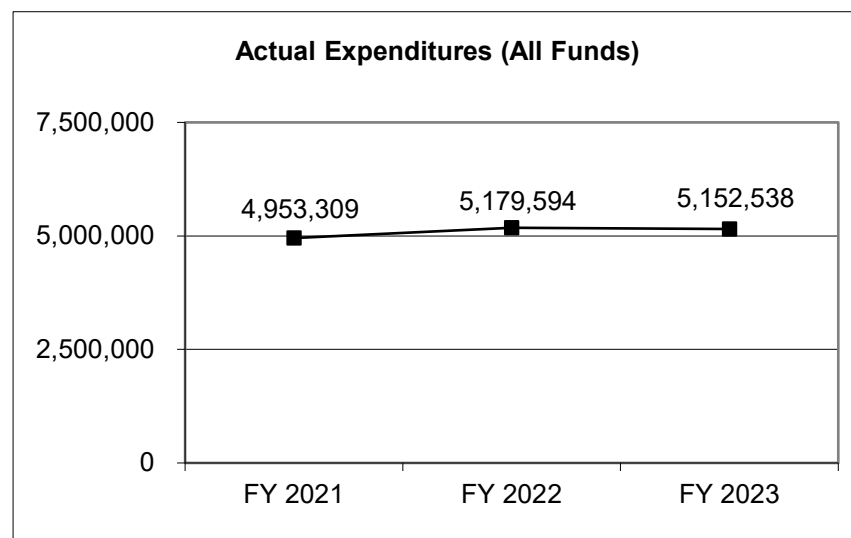
HB Section 6.225

3. PROGRAM LISTING (list programs included in this core funding)

Environmental Services Program

4. FINANCIAL HISTORY

	FY 2021 Actual	FY 2022 Actual	FY 2023 Actual	FY 2024 Current Yr.
Appropriation (All Funds)	5,882,144	5,862,097	6,172,446	7,926,911
Less Reverted (All Funds)	(43,458)	(41,771)	(48,085)	(62,873)
Less Restricted (All Funds)	0	0	0	0
Budget Authority (All Funds)	5,838,686	5,820,326	6,124,361	7,864,038
Actual Expenditures (All Funds)	4,953,309	5,179,594	5,152,538	N/A
Unexpended (All Funds)	885,377	640,732	971,823	N/A
Unexpended, by Fund:				
General Revenue	315,168	1,556	29,099	N/A
Federal	286,314	177,993	329,355	N/A
Other	283,895	461,183	613,369	N/A
	(1)	(1)	(1)	



Reverted includes the statutory three-percent reserve amount (when applicable).

Restricted includes any Governor's Expenditure Restrictions which remained at the end of the fiscal year (when applicable).

NOTES:

(1) The department continues to review operating expenditures to be efficient and effective with state resources.

CORE RECONCILIATION DETAIL

DEPARTMENT OF NATURAL RESOURCES ENVIRONMENTAL SERVICES PRGM

5. CORE RECONCILIATION DETAIL

			Budget Class	FTE	GR	Federal	Other	Total	Explanation
TAFP AFTER VETOES									
			PS	89.00	1,796,692	1,586,791	1,973,001	5,356,484	
			EE	0.00	299,056	1,795,502	475,869	2,570,427	
			Total	89.00	2,095,748	3,382,293	2,448,870	7,926,911	
DEPARTMENT CORE ADJUSTMENTS									
1x Expenditures	1189 5417		EE	0.00	(9,291)	0	0	(9,291)	Core reduction of FY 2024 one-time authority.
Core Reduction	1200 5410		PS	(0.80)	0	0	0	0	The FY 2025 Budget Request includes a 8.74 FTE reduction (Federal and Other funds) with a corresponding increase of 8.74 FTE new decision item (GR).
Core Reduction	1200 5408		PS	(6.33)	0	0	0	0	The FY 2025 Budget Request includes a 8.74 FTE reduction (Federal and Other funds) with a corresponding increase of 8.74 FTE new decision item (GR).
Core Reduction	1200 5415		PS	(1.61)	0	0	0	0	The FY 2025 Budget Request includes a 8.74 FTE reduction (Federal and Other funds) with a corresponding increase of 8.74 FTE new decision item (GR).
Core Reallocation	1190 5415		PS	0.00	0	0	0	0	Core reallocations will more closely align the budget with planned spending.
Core Reallocation	1190 7363		PS	0.00	0	0	0	0	(0) Core reallocations will more closely align the budget with planned spending.

CORE RECONCILIATION DETAIL

DEPARTMENT OF NATURAL RESOURCES ENVIRONMENTAL SERVICES PRGM

5. CORE RECONCILIATION DETAIL

			Budget Class	FTE	GR	Federal	Other	Total	Explanation
DEPARTMENT CORE ADJUSTMENTS									
Core Reallocation	1190	5410	PS	0.00	0	0	0		0 Core reallocations will more closely align the budget with planned spending.
Core Reallocation	1190	5413	PS	0.00	0	0	0		0 Core reallocations will more closely align the budget with planned spending.
Core Reallocation	1190	5412	PS	(0.00)	0	0	0		(0) Core reallocations will more closely align the budget with planned spending.
Core Reallocation	1190	5406	PS	0.00	0	0	0		0 Core reallocations will more closely align the budget with planned spending.
NET DEPARTMENT CHANGES				(8.74)	(9,291)	0	0	(9,291)	
DEPARTMENT CORE REQUEST									
			PS	80.26	1,796,692	1,586,791	1,973,001	5,356,484	
			EE	0.00	289,765	1,795,502	475,869	2,561,136	
			Total	80.26	2,086,457	3,382,293	2,448,870	7,917,620	
GOVERNOR'S RECOMMENDED CORE									
			PS	80.26	1,796,692	1,586,791	1,973,001	5,356,484	
			EE	0.00	289,765	1,795,502	475,869	2,561,136	
			Total	80.26	2,086,457	3,382,293	2,448,870	7,917,620	

Department of Natural Resources

DECISION ITEM SUMMARY

Budget Unit								
Decision Item	FY 2023	FY 2023	FY 2024	FY 2024	FY 2025	FY 2025	*****	*****
Budget Object Summary	ACTUAL	ACTUAL	BUDGET	BUDGET	DEPT REQ	DEPT REQ	SECURED	SECURED
Fund	DOLLAR	FTE	DOLLAR	FTE	DOLLAR	FTE	COLUMN	COLUMN
ENVIRONMENTAL SERVICES PRGM								
CORE								
PERSONAL SERVICES								
GENERAL REVENUE	1,276,329	21.88	1,796,692	21.95	1,796,692	21.95	0	0.00
DEPT NATURAL RESOURCES	1,276,396	24.59	1,586,791	32.36	1,586,791	26.03	0	0.00
NATURAL RESOURCES PROTECTION	0	0.00	9,109	0.15	9,109	0.15	0	0.00
NRP-WATER POLLUTION PERMIT FEE	390,933	7.67	369,205	7.27	369,205	6.47	0	0.00
SOLID WASTE MANAGEMENT	49,370	0.86	66,994	1.00	66,994	1.00	0	0.00
NRP-AIR POLLUTION PERMIT FEE	417,155	7.89	667,337	9.97	667,337	9.97	0	0.00
ENVIRONMENTAL RADIATION MONITR	1,458	0.02	4,448	0.08	4,448	0.08	0	0.00
HAZARDOUS WASTE FUND	48,767	0.86	92,454	1.23	92,454	1.23	0	0.00
SAFE DRINKING WATER FUND	659,294	13.13	763,454	14.99	763,454	13.38	0	0.00
TOTAL - PS	4,119,702	76.90	5,356,484	89.00	5,356,484	80.26	0	0.00
EXPENSE & EQUIPMENT								
GENERAL REVENUE	249,296	0.00	299,056	0.00	289,765	0.00	0	0.00
DEPT NATURAL RESOURCES	406,488	0.00	1,795,502	0.00	1,795,502	0.00	0	0.00
NATURAL RESOURCES PROTECTION	0	0.00	8,869	0.00	8,869	0.00	0	0.00
NRP-WATER POLLUTION PERMIT FEE	9,731	0.00	27,000	0.00	27,000	0.00	0	0.00
SOLID WASTE MANAGEMENT	2,307	0.00	8,108	0.00	8,108	0.00	0	0.00
NRP-AIR POLLUTION PERMIT FEE	347,005	0.00	398,840	0.00	398,840	0.00	0	0.00
ENVIRONMENTAL RADIATION MONITR	533	0.00	2,420	0.00	2,420	0.00	0	0.00
HAZARDOUS WASTE FUND	17,476	0.00	30,632	0.00	30,632	0.00	0	0.00
TOTAL - EE	1,032,836	0.00	2,570,427	0.00	2,561,136	0.00	0	0.00
TOTAL	5,152,538	76.90	7,926,911	89.00	7,917,620	80.26	0	0.00
Federal Drinking Wtr PFAS Rule - 1780016								
PERSONAL SERVICES								
SAFE DRINKING WATER FUND	0	0.00	0	0.00	115,536	2.00	0	0.00
TOTAL - PS	0	0.00	0	0.00	115,536	2.00	0	0.00
EXPENSE & EQUIPMENT								
DEPT NATURAL RESOURCES	0	0.00	0	0.00	716,280	0.00	0	0.00
SAFE DRINKING WATER FUND	0	0.00	0	0.00	40,842	0.00	0	0.00
TOTAL - EE	0	0.00	0	0.00	757,122	0.00	0	0.00
TOTAL	0	0.00	0	0.00	872,658	2.00	0	0.00

9/22/23 14:52

im_disummary

Department of Natural Resources

DECISION ITEM SUMMARY

Budget Unit								
Decision Item	FY 2023	FY 2023	FY 2024	FY 2024	FY 2025	FY 2025	*****	*****
Budget Object Summary	ACTUAL	ACTUAL	BUDGET	BUDGET	DEPT REQ	DEPT REQ	SECURED	SECURED
Fund	DOLLAR	FTE	DOLLAR	FTE	DOLLAR	FTE	COLUMN	COLUMN
ENVIRONMENTAL SERVICES PRGM								
GR FTE Alignment - 1780027								
PERSONAL SERVICES								
GENERAL REVENUE	0	0.00	0	0.00	0	8.74	0	0.00
TOTAL - PS	0	0.00	0	0.00	0	8.74	0	0.00
TOTAL	0	0.00	0	0.00	0	8.74	0	0.00
GRAND TOTAL	\$5,152,538	76.90	\$7,926,911	89.00	\$8,790,278	91.00	\$0	0.00

9/22/23 14:52

im_disummary

Department of Natural Resources

DECISION ITEM DETAIL

Budget Unit	FY 2023	FY 2023	FY 2024	FY 2024	FY 2025	FY 2025	*****	*****
Decision Item	ACTUAL	ACTUAL	BUDGET	BUDGET	DEPT REQ	DEPT REQ	SECURED	SECURED
Budget Object Class	DOLLAR	FTE	DOLLAR	FTE	DOLLAR	FTE	COLUMN	COLUMN
ENVIRONMENTAL SERVICES PRGM								
CORE								
MISCELLANEOUS TECHNICAL	12,455	0.38	0	0.00	0	0.00	0	0.00
MISCELLANEOUS PROFESSIONAL	11,453	0.34	0	0.00	0	0.00	0	0.00
SPECIAL ASST PROFESSIONAL	0	0.00	15,927	0.22	0	0.00	0	0.00
ADMIN SUPPORT ASSISTANT	39,723	1.00	42,110	1.00	42,110	1.00	0	0.00
LEAD ADMIN SUPPORT ASSISTANT	107,346	2.94	116,897	3.00	113,721	3.00	0	0.00
ADMIN SUPPORT PROFESSIONAL	56,174	1.33	43,045	1.00	89,012	2.00	0	0.00
ADMINISTRATIVE MANAGER	69,062	1.00	73,215	1.00	73,215	1.00	0	0.00
SENIOR PROGRAM SPECIALIST	57,748	1.00	61,219	1.00	61,219	1.00	0	0.00
RESEARCH/DATA ANALYST	33,488	0.62	59,712	1.00	54,785	1.00	0	0.00
SENIOR RESEARCH/DATA ANALYST	38,276	0.61	70,275	1.00	63,394	1.00	0	0.00
SR PUBLIC RELATIONS SPECIALIST	3,913	0.08	4,259	0.08	4,383	0.08	0	0.00
PUBLIC RELATIONS COORDINATOR	3,617	0.06	3,936	0.06	3,896	0.06	0	0.00
ENVIRONMENTAL PROGRAM ASST	187,712	4.41	0	0.00	0	0.00	0	0.00
ENVIRONMENTAL PROGRAM ANALYST	1,275,918	24.65	2,285,590	36.33	2,385,635	30.77	0	0.00
ENVIRONMENTAL PROGRAM SPEC	353,417	5.68	379,000	6.00	374,630	6.00	0	0.00
ENVIRONMENTAL PROGRAM SPV	458,983	6.60	490,271	7.00	470,073	7.00	0	0.00
ENVIRONMENTAL PROGRAM MANAGER	296,540	3.88	324,205	4.00	324,032	4.00	0	0.00
ACCOUNTS ASSISTANT	24,385	0.76	42,669	1.23	40,849	1.18	0	0.00
SENIOR ACCOUNTS ASSISTANT	24,312	0.59	48,041	1.08	2,633	0.06	0	0.00
PROCUREMENT ANALYST	47,323	1.00	48,811	1.00	51,263	1.00	0	0.00
LABORATORY SUPPORT TECHNICIAN	92,921	2.55	119,639	3.00	116,152	3.00	0	0.00
SENIOR LABORATORY SUPPORT TECH	35,883	0.91	42,057	1.00	42,057	1.53	0	0.00
LABORATORY SUPPORT SUPERVISOR	34,766	0.86	45,339	1.00	42,967	1.00	0	0.00
LABORATORY SCIENTIST	71,668	1.71	89,324	2.00	134,160	3.00	0	0.00
SENIOR LABORATORY SCIENTIST	550,736	10.16	688,723	12.00	605,335	7.58	0	0.00
LABORATORY SUPERVISOR	116,039	1.85	134,514	2.00	133,257	2.00	0	0.00
LABORATORY MANAGER	62,881	0.93	71,559	1.00	71,559	1.00	0	0.00
HEALTH AND SAFETY SPECIALIST	52,963	1.00	56,147	1.00	56,147	1.00	0	0.00
TOTAL - PS	4,119,702	76.90	5,356,484	89.00	5,356,484	80.26	0	0.00
TRAVEL, IN-STATE	168,573	0.00	187,125	0.00	206,416	0.00	0	0.00
TRAVEL, OUT-OF-STATE	4,450	0.00	13,399	0.00	18,399	0.00	0	0.00
FUEL & UTILITIES	30,810	0.00	42,572	0.00	45,572	0.00	0	0.00

Department of Natural Resources

DECISION ITEM DETAIL

Budget Unit	FY 2023	FY 2023	FY 2024	FY 2024	FY 2025	FY 2025	*****	*****
Decision Item	ACTUAL	ACTUAL	BUDGET	BUDGET	DEPT REQ	DEPT REQ	SECURED	SECURED
Budget Object Class	DOLLAR	FTE	DOLLAR	FTE	DOLLAR	FTE	COLUMN	COLUMN
ENVIRONMENTAL SERVICES PRGM								
CORE								
SUPPLIES	236,156	0.00	264,507	0.00	275,681	0.00	0	0.00
PROFESSIONAL DEVELOPMENT	15,417	0.00	27,434	0.00	27,434	0.00	0	0.00
COMMUNICATION SERV & SUPP	87,277	0.00	112,605	0.00	107,605	0.00	0	0.00
PROFESSIONAL SERVICES	152,233	0.00	623,414	0.00	610,414	0.00	0	0.00
HOUSEKEEPING & JANITORIAL SERV	1,623	0.00	10,583	0.00	10,583	0.00	0	0.00
M&R SERVICES	95,697	0.00	112,629	0.00	112,629	0.00	0	0.00
COMPUTER EQUIPMENT	0	0.00	1,820	0.00	0	0.00	0	0.00
MOTORIZED EQUIPMENT	0	0.00	10,001	0.00	10,001	0.00	0	0.00
OFFICE EQUIPMENT	0	0.00	18,855	0.00	10,919	0.00	0	0.00
OTHER EQUIPMENT	235,302	0.00	1,128,045	0.00	1,108,045	0.00	0	0.00
BUILDING LEASE PAYMENTS	2,590	0.00	787	0.00	787	0.00	0	0.00
EQUIPMENT RENTALS & LEASES	1,578	0.00	10,496	0.00	10,496	0.00	0	0.00
MISCELLANEOUS EXPENSES	1,130	0.00	6,155	0.00	6,155	0.00	0	0.00
TOTAL - EE	1,032,836	0.00	2,570,427	0.00	2,561,136	0.00	0	0.00
GRAND TOTAL	\$5,152,538	76.90	\$7,926,911	89.00	\$7,917,620	80.26	\$0	0.00
GENERAL REVENUE	\$1,525,625	21.88	\$2,095,748	21.95	\$2,086,457	21.95		0.00
FEDERAL FUNDS	\$1,682,884	24.59	\$3,382,293	32.36	\$3,382,293	26.03		0.00
OTHER FUNDS	\$1,944,029	30.43	\$2,448,870	34.69	\$2,448,870	32.28		0.00

CORE DECISION ITEM

Department of Natural Resources	Budget Unit <u>79475C</u>
Division of Environmental Quality	
Hazardous Substances Analysis & Emergency Response PSD Core	HB Section <u>6.285</u>

1. CORE FINANCIAL SUMMARY

	FY 2025 Budget Request			
	GR	Federal	Other	Total
PS	0	0	0	0
EE	0	0	300,000	300,000
PSD	0	0	0	0
Total	0	0	300,000	300,000
FTE	0.00	0.00	0.00	0.00

Est. Fringe	0	0	0	0
--------------------	---	---	---	---

Note: Fringes budgeted in House Bill 5 except for certain fringes budgeted directly to MoDOT, Highway Patrol, and Conservation.

Other Funds: Hazardous Waste Fund (0676)

Core Reduction: The FY2025 Budget Request includes a voluntary core reduction of \$50,000 (Other Funds) pass-through authority.

	FY 2025 Governor's Recommendation			
	GR	Fed	Other	Total
PS	0	0	0	0
EE	0	0	0	0
PSD	0	0	0	0
Total	0	0	0	0
FTE	0.00	0.00	0.00	0.00

Est. Fringe	0	0	0	0
--------------------	---	---	---	---

Note: Fringes budgeted in House Bill 5 except for certain fringes budgeted directly to MoDOT, Highway Patrol, and Conservation.

2. CORE DESCRIPTION

In cases where a responsible party cannot be located or fails to take timely action, Environmental Services Program may hire a contractor to address threats to public health or the environment. Emergency situations are unpredictable and occur without warning, and the size and scope of required actions vary widely and may be extreme. This appropriation is needed to alleviate potentially catastrophic events.

3. PROGRAM LISTING (list programs included in this core funding)

Environmental Services Program

CORE DECISION ITEM

Department of Natural Resources
Division of Environmental Quality
Hazardous Substances Analysis & Emergency Response PSD Core

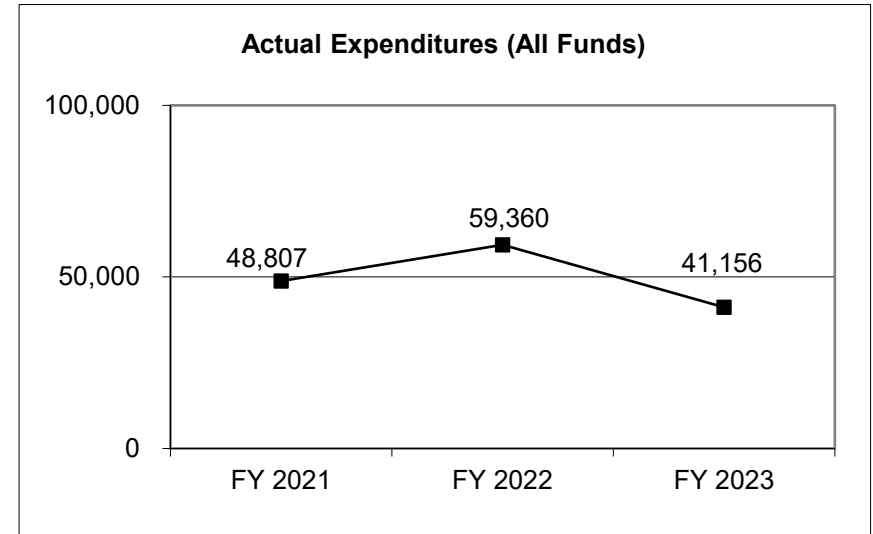
Budget Unit 79475C

HB Section 6.285

4. FINANCIAL HISTORY

	FY 2021 Actual	FY 2022 Actual	FY 2023 Actual	FY 2024 Current Yr.
Appropriation (All Funds)	600,000	500,000	450,000	350,000
Less Reverted (All Funds)	0	0	0	0
Less Restricted (All Funds)	0	0	0	0
Budget Authority (All Funds)	600,000	500,000	450,000	350,000
Actual Expenditures (All Funds)	48,807	59,360	41,156	N/A
Unexpended (All Funds)	551,193	440,640	408,844	N/A
Unexpended, by Fund:				
General Revenue	0	0	0	N/A
Federal	97,993	50,000	43,341	N/A
Other	453,200	390,640	365,503	N/A

(1)



Reverted includes the statutory three-percent reserve amount (when applicable).

Restricted includes any Governor's Expenditure Restrictions which remained at the end of the fiscal year (when applicable).

NOTES:

(1) The FY 2024 appropriation is : Environmental Emergency Response \$350,000.

CORE RECONCILIATION DETAIL

DEPARTMENT OF NATURAL RESOURCES HAZARD SUB & EMERGENCY RESPONSE

5. CORE RECONCILIATION DETAIL

			Budget Class	FTE	GR	Federal	Other	Total	Explanation
TAFP AFTER VETOES									
			EE	0.00	0	0	350,000	350,000	
			Total	0.00	0	0	350,000	350,000	
DEPARTMENT CORE ADJUSTMENTS									
Core Reduction	1323	3082	EE	0.00	0	0	(50,000)	(50,000)	Voluntary core reductions will more closely align the budget with planned spending.
NET DEPARTMENT CHANGES				0.00	0	0	(50,000)	(50,000)	
DEPARTMENT CORE REQUEST									
			EE	0.00	0	0	300,000	300,000	
			Total	0.00	0	0	300,000	300,000	
GOVERNOR'S RECOMMENDED CORE									
			EE	0.00	0	0	300,000	300,000	
			Total	0.00	0	0	300,000	300,000	

Department of Natural Resources

DECISION ITEM SUMMARY

Budget Unit								
Decision Item	FY 2023	FY 2023	FY 2024	FY 2024	FY 2025	FY 2025	*****	*****
Budget Object Summary	ACTUAL	ACTUAL	BUDGET	BUDGET	DEPT REQ	DEPT REQ	SECURED	SECURED
Fund	DOLLAR	FTE	DOLLAR	FTE	DOLLAR	FTE	COLUMN	COLUMN
HAZARD SUB & EMERGNCY RESPONSE								
CORE								
EXPENSE & EQUIPMENT								
DEPT NATURAL RESOURCES	6,659	0.00	0	0.00	0	0.00	0	0.00
HAZARDOUS WASTE FUND	34,497	0.00	350,000	0.00	300,000	0.00	0	0.00
TOTAL - EE	41,156	0.00	350,000	0.00	300,000	0.00	0	0.00
TOTAL	41,156	0.00	350,000	0.00	300,000	0.00	0	0.00
GRAND TOTAL	\$41,156	0.00	\$350,000	0.00	\$300,000	0.00	\$0	0.00

Department of Natural Resources

DECISION ITEM DETAIL

Budget Unit	FY 2023	FY 2023	FY 2024	FY 2024	FY 2025	FY 2025	*****	*****
Decision Item	ACTUAL	ACTUAL	BUDGET	BUDGET	DEPT REQ	DEPT REQ	SECURED	SECURED
Budget Object Class	DOLLAR	FTE	DOLLAR	FTE	DOLLAR	FTE	COLUMN	COLUMN
HAZARD SUB & EMERGNCY RESPONSE								
CORE								
TRAVEL, IN-STATE	104	0.00	1	0.00	1	0.00	0	0.00
PROFESSIONAL SERVICES	41,052	0.00	349,998	0.00	299,998	0.00	0	0.00
M&R SERVICES	0	0.00	1	0.00	1	0.00	0	0.00
TOTAL - EE	41,156	0.00	350,000	0.00	300,000	0.00	0	0.00
GRAND TOTAL	\$41,156	0.00	\$350,000	0.00	\$300,000	0.00	\$0	0.00
GENERAL REVENUE	\$0	0.00	\$0	0.00	\$0	0.00		0.00
FEDERAL FUNDS	\$6,659	0.00	\$0	0.00	\$0	0.00		0.00
OTHER FUNDS	\$34,497	0.00	\$350,000	0.00	\$300,000	0.00		0.00

PROGRAM DESCRIPTION

Department of Natural Resources	HB Section(s): <u>6.225, 6.285</u>
DEQ - Environmental Services Program	
Program is found in the following core budget(s): Environmental Services Program	
<p>1a. What strategic priority does this program address?</p> <p>The Environmental Services Program helps Missouri citizens thrive by managing natural resources to promote a healthy environment and economy by:</p> <ul style="list-style-type: none"> • Promoting environmental responsibility and resource stewardship. • Enhancing services, information, and communication to improve customer experience. • Modernizing community infrastructure, strengthening workforce, and supporting economic development. • Improving internal processes to better serve our customers. 	
<p>1b. What does this program do?</p> <p>The Environmental Services Program (ESP) produces environmental data used by the department's programs. Areas of emphasis include:</p> <ul style="list-style-type: none"> • Air Quality Monitoring <ul style="list-style-type: none"> • Ambient air monitoring 365 days a year at 40 key locations across Missouri • 193 monitoring instruments generate 10,000,000 measurements annually • 6,000 quality control checks annually • Chemical Analysis of Environmental Samples (Laboratory) <ul style="list-style-type: none"> • Report over 270,000 results from over 20,000 samples annually • Chemical analysis of public water supplies statewide • Certification of other laboratories performing chemical analysis of drinking water samples • Chemical analysis of soil and non-potable water samples • Water Quality Monitoring <ul style="list-style-type: none"> • Field collection of approximately 1,400 samples annually (includes non-potable water, sediment, and fish tissue samples) • Completion of over 1,000 sampling events at approximately 400 sites annually • Process approximately 90 samples providing microscopic identification of 75,000 macroinvertebrates annually to assess Missouri stream health • Analyze approximately 600 samples annually collected from public swim areas at state parks for E.coli • Monitoring and Support <ul style="list-style-type: none"> • Conduct over 250 performance evaluations/audits of public and private air-monitoring instruments to ensure accuracy and performance • Maintain over 200 Standard Operating Procedures to ensure consistency and quality of data • Conduct over 30 sampling investigations at 24 hazardous waste sites each year <p>(continued on following page)</p>	

PROGRAM DESCRIPTION

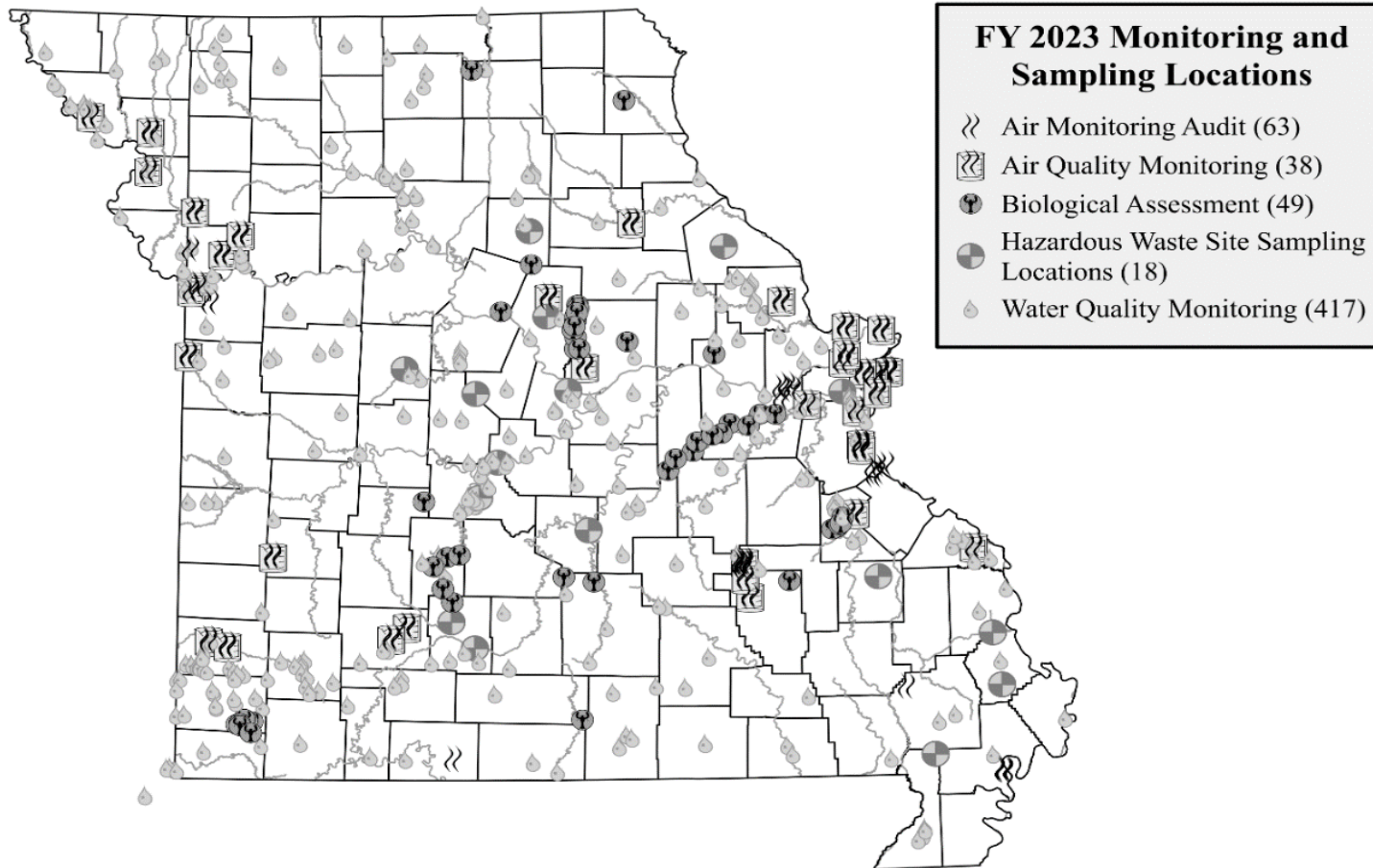
Department of Natural Resources

HB Section(s): 6.225, 6.285

DEQ - Environmental Services Program

Program is found in the following core budget(s): Environmental Services Program

2a. Provide an activity measure(s) for the program.



PROGRAM DESCRIPTION

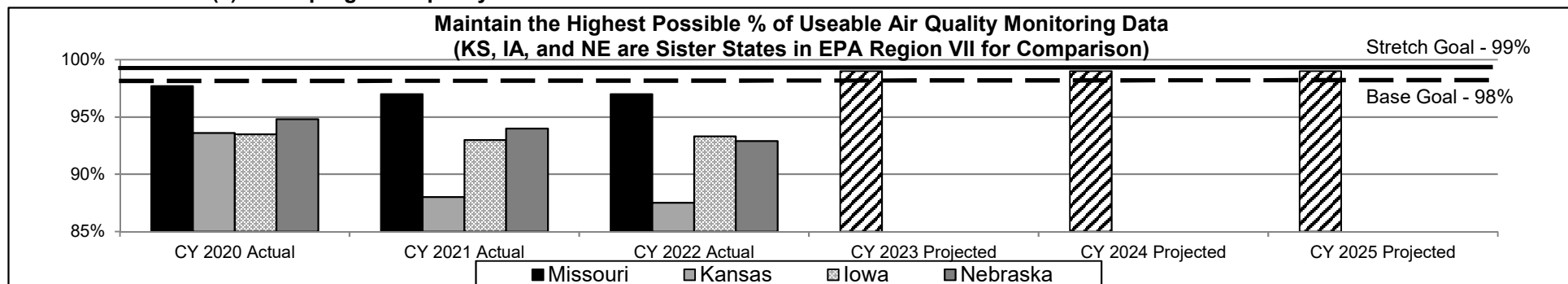
Department of Natural Resources

HB Section(s): 6.225, 6.285

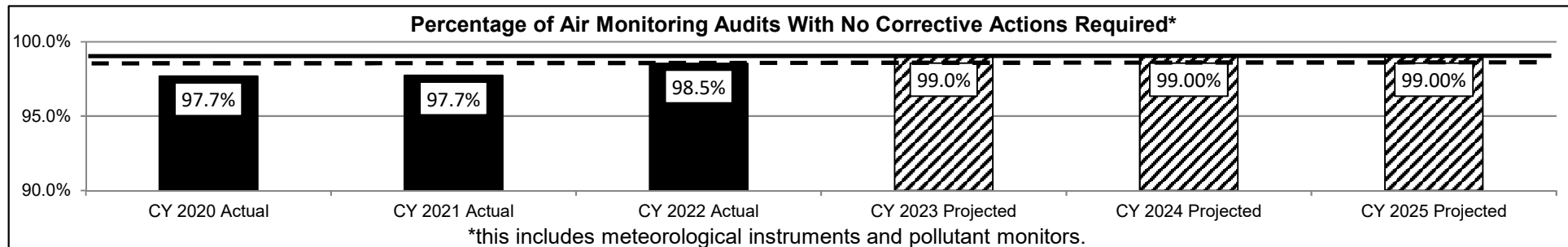
DEQ - Environmental Services Program

Program is found in the following core budget(s): Environmental Services Program

2b. Provide a measure(s) of the program's quality.



The department operates 193 air-monitoring instruments at 40 locations throughout Missouri. The instruments in the network collect air pollution data required by the Clean Air Act, which addresses specific Missouri air quality health concerns. Data are “useable” if they pass quality-control checks and validation measures. The department needs useable data to make decisions that ensure steady progress in reducing smog-forming pollution and protecting public health in communities across the State of Missouri.



The department performs approximately 272 internal audits throughout the year on all data-collection efforts across the entire statewide air monitoring site network. These audits ensure the quality and defensibility of the data collected, by independently verifying standardized methods and procedures are followed. The base goal is 98.5% and the stretch goal is 99%.

PROGRAM DESCRIPTION

Department of Natural Resources

DEQ - Environmental Services Program

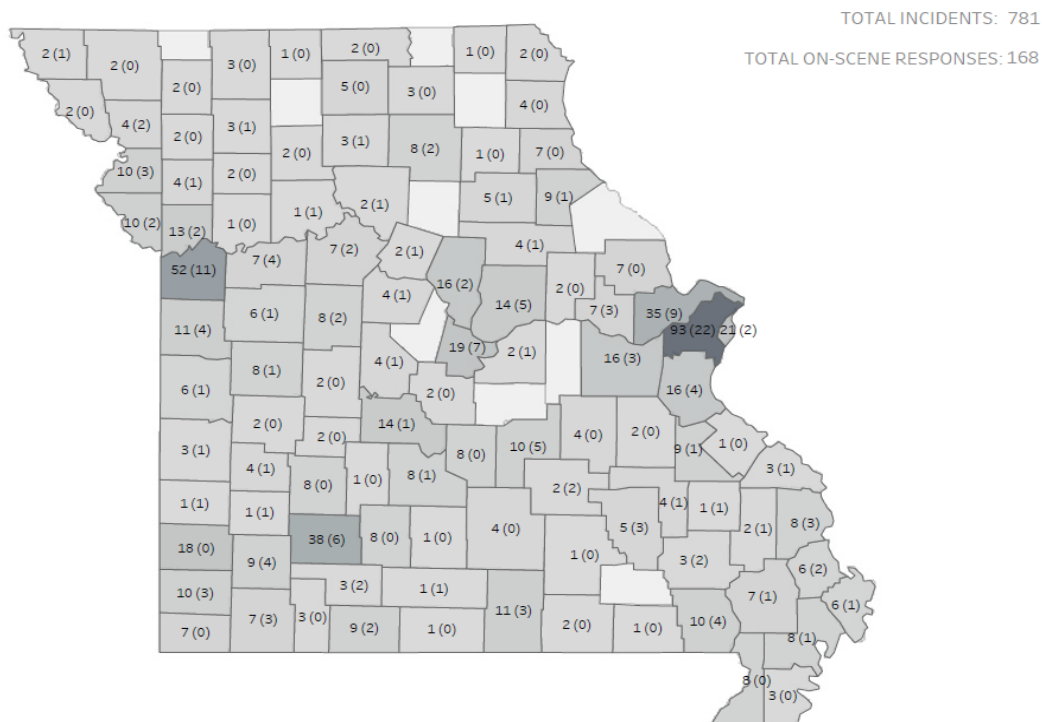
Program is found in the following core budget(s): Environmental Services Program

HB Section(s): 6.225, 6.285

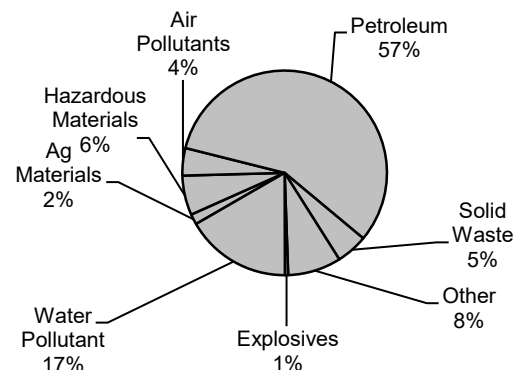
2c. Provide a measure(s) of the program's impact.



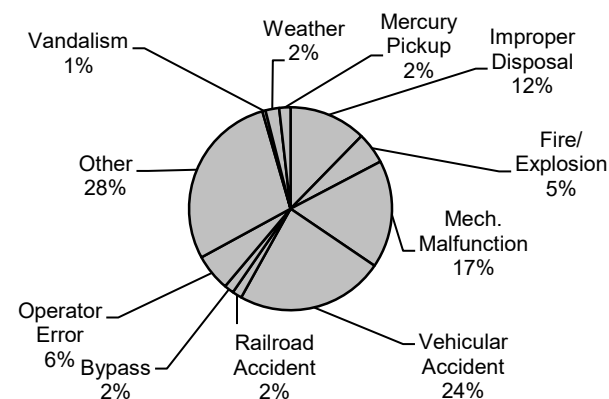
MISSOURI DEPARTMENT OF NATURAL RESOURCES
ENVIRONMENTAL EMERGENCY RESPONSE
INCIDENTS REPORTED (ON-SCENE RESPONSES) IN STATE FISCAL YEAR 2023



Environmental Emergency Response (EER) FY 2023 Materials Released



Environmental Emergency Response (EER) FY 2023 Incident Causes



PROGRAM DESCRIPTION

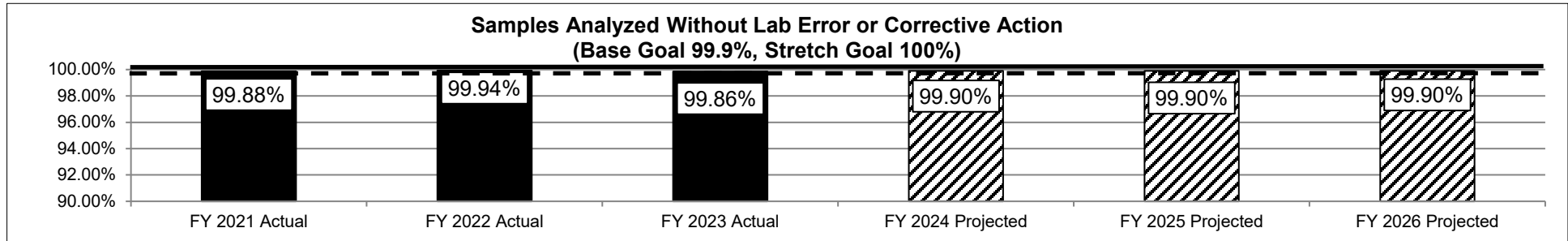
Department of Natural Resources

HB Section(s): 6.225, 6.285

DEQ - Environmental Services Program

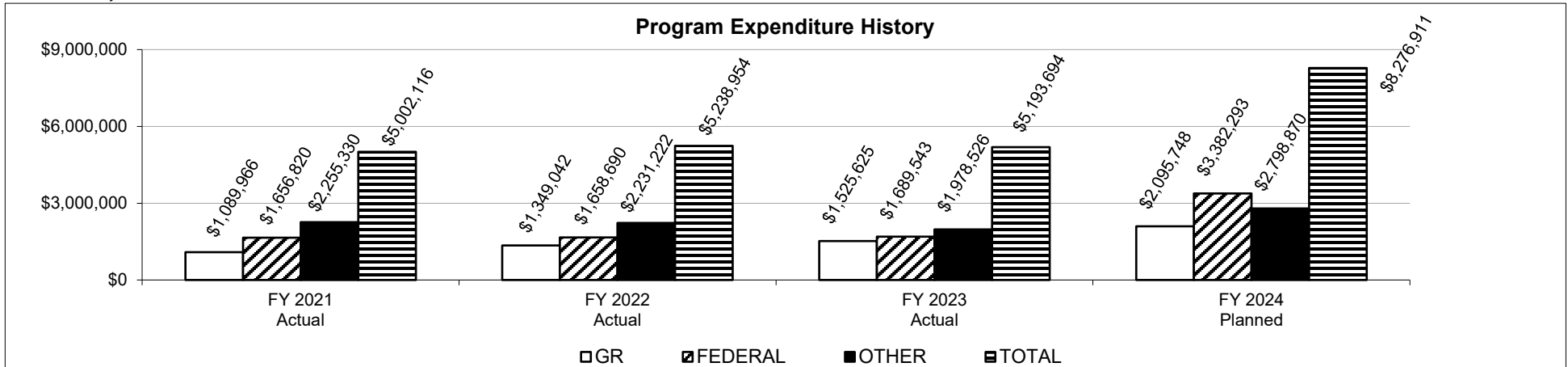
Program is found in the following core budget(s): Environmental Services Program

2d. Provide a measure(s) of the program's efficiency.



Occurrences in the laboratory that prevent the reporting of results for a sample are deemed "laboratory errors" and require Corrective Actions to minimize further instances. ESP analyzes over 20,000 samples annually and strives to keep laboratory errors to a minimum. FY 2021, FY 2022, and FY 2023 recorded errors were 24, 15, and 29 respectively. FY 2023 was higher due to vacancies and training new team members.

3. Provide actual expenditures for the prior three fiscal years and planned expenditures for the current fiscal year. (Note: Amounts do not include fringe benefit costs.)



Financial data includes operating and pass-through appropriations. FY 2024 Planned is shown at full appropriation.

PROGRAM DESCRIPTION

Department of Natural Resources	HB Section(s): <u>6.225, 6.285</u>										
DEQ - Environmental Services Program											
Program is found in the following core budget(s): Environmental Services Program											
<p>4. What are the sources of the "Other " funds?</p> <p>Natural Resources Protection Fund - Damages Subaccount (0555); Natural Resources Protection Fund - Water Pollution Permit Fee Subaccount (0568); Solid Waste Management Fund (0570); Natural Resources Protection Fund - Air Pollution Permit Fee Subaccount (0594); Environmental Radiation Monitoring Fund (0656); Hazardous Waste Fund (0676); and Safe Drinking Water Fund (0679)</p> <p>5. What is the authorization for this program, i.e., federal or state statute, etc.? (Include the federal program number, if applicable.)</p> <p>Federal Clean Water Act, as amended Federal Safe Drinking Water Act, as amended Federal Clean Air Act, with amendments, 1990 Federal Comprehensive Environmental Response, Compensation, and Liability Act of 1980, as amended Federal Superfund Amendments and Reauthorization Act of 1986 Federal Resource Conservation and Recovery Act of 1976, as amended Federal Solid Waste Disposal Act of 1976, as amended Oil Pollution Act of 1990</p> <table style="width: 100%; border: none;"> <tr> <td style="width: 50%;">RSMo 260.500 through 260.552</td> <td style="width: 50%;">Hazardous Substance Emergency Response</td> </tr> <tr> <td>RSMo 260.818 through 260.819</td> <td>Oil Spill Response, National Contingency Plan</td> </tr> <tr> <td>RSMo 640.040</td> <td>Cleanup of Controlled Substance</td> </tr> <tr> <td>RSMo 260.750</td> <td>Environmental Radiation Monitoring</td> </tr> </table> <p>Also see program authorization in the core operating budgets for the Division of Environmental Quality's (DEQ) Water Protection Program, Air Pollution Control Program, Environmental Remediation Program, and Waste Management Program.</p> <p>6. Are there federal matching requirements? If yes, please explain.</p> <table style="width: 100%; border: none;"> <tr> <td style="width: 50%;">Grant funding through various DEQ programs</td> <td style="width: 50%;">Varies</td> </tr> </table> <p>7. Is this a federally mandated program? If yes, please explain.</p> <p>The Environmental Services Program provides support to implement the Clean Water Act; the Safe Drinking Water Act; the Clean Air Act; the Resource Conservation and Recovery Act; the Comprehensive Environmental Response, Compensation, and Liability Act; and the Superfund Amendments and Reauthorization Act.</p>		RSMo 260.500 through 260.552	Hazardous Substance Emergency Response	RSMo 260.818 through 260.819	Oil Spill Response, National Contingency Plan	RSMo 640.040	Cleanup of Controlled Substance	RSMo 260.750	Environmental Radiation Monitoring	Grant funding through various DEQ programs	Varies
RSMo 260.500 through 260.552	Hazardous Substance Emergency Response										
RSMo 260.818 through 260.819	Oil Spill Response, National Contingency Plan										
RSMo 640.040	Cleanup of Controlled Substance										
RSMo 260.750	Environmental Radiation Monitoring										
Grant funding through various DEQ programs	Varies										

CORE DECISION ITEM

Department of Natural Resources
Division of Environmental Quality
Division of Environmental Quality - Administration Operations Core

Budget Unit 78117C

HB Section 6.225

1. CORE FINANCIAL SUMMARY

FY 2025 Budget Request				
	GR	Federal	Other	Total
PS	111,408	339,462	941,086	1,391,956
EE	0	50,000	112,037	162,037
PSD	0	0	0	0
Total	0	389,462	1,053,123	1,553,993

FTE **0.00** **5.00** **13.35** **18.35**

Est. Fringe	67,992	207,174	574,345	849,511
--------------------	--------	---------	---------	---------

Note: Fringes budgeted in House Bill 5 except for certain fringes budgeted directly to MoDOT, Highway Patrol, and Conservation.

FY 2025 Governor's Recommendation				
	GR	Fed	Other	Total
PS	0	0	0	0
EE	0	0	0	0
PSD	0	0	0	0
Total	0	0	0	0

FTE **0.00** **0.00** **0.00** **0.00**

Est. Fringe	0	0	0	0
--------------------	---	---	---	---

Note: Fringes budgeted in House Bill 5 except for certain fringes budgeted directly to MoDOT, Highway Patrol, and Conservation.

Other Funds: Cost Allocation Fund (0500)

Core Reduction: The FY 2025 Budget Request includes a 1.65 FTE reduction (Federal and Other funds) with a corresponding increase of 1.65 FTE new decision item

2. CORE DESCRIPTION

This decision item funds the administration of the Division of Environmental Quality (DEQ), which includes the Financial Assistance Center, Water Protection Program, Air Pollution Control Program, Environmental Remediation Program, Waste Management Program, Central Field Operations, Regional Offices (St. Louis, Lee's Summit, Macon, Poplar Bluff, and Springfield), and Environmental Services Program.

Division administration is responsible for long-range planning to implement policies to protect public health and the environment. These responsibilities include the integration, direction, coordination, and other management functions for the programs' statutory mandates. In addition, the division's Environmental Investigation Unit investigates criminal violations of environmental laws.

The program's pass-through authority is located in a separate core decision item form.

CORE DECISION ITEM

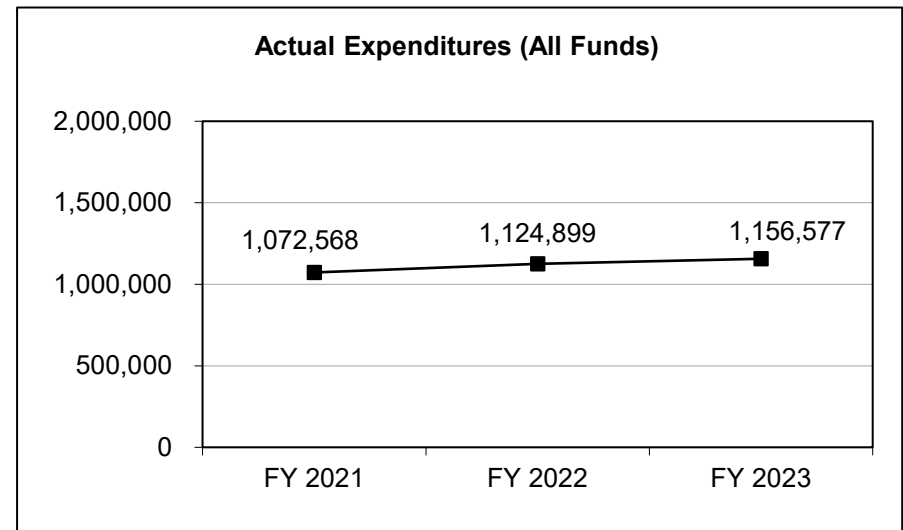
Department of Natural Resources	Budget Unit <u>78117C</u>
Division of Environmental Quality	
Division of Environmental Quality - Administration Operations Core	HB Section <u>6.225</u>

3. PROGRAM LISTING (list programs included in this core funding)

Division of Environmental Quality - Administration

4. FINANCIAL HISTORY

	FY 2021 Actual	FY 2022 Actual	FY 2023 Actual	FY 2024 Current Yr.
Appropriation (All Funds)	1,401,962	1,363,862	1,442,585	1,553,993
Less Reverted (All Funds)	0	0	0	(3,342)
Less Restricted (All Funds)	0	0	0	0
Budget Authority (All Funds)	1,401,962	1,363,862	1,442,585	1,550,651
Actual Expenditures (All Funds)	1,072,568	1,124,899	1,156,577	N/A
Unexpended (All Funds)	329,394	238,963	286,008	N/A
Unexpended, by Fund:				
General Revenue	0	0	0	N/A
Federal	109,443	81,942	105,757	N/A
Other	219,951	157,021	180,251	N/A
	(1)	(1)	(1)	



Reverted includes the statutory three-percent reserve amount (when applicable).

Restricted includes any Governor's Expenditure Restrictions which remained at the end of the fiscal year (when applicable).

NOTES:

(1) Federal operating E&E appropriations have historically been set at a level to take advantage of potential federal funding opportunities. The department continues to review operating expenditures to be efficient and effective with state resources.

CORE RECONCILIATION DETAIL

**DEPARTMENT OF NATURAL RESOURCES
ENVIRONMENTAL QUALITY ADMIN**

5. CORE RECONCILIATION DETAIL

				Budget Class	FTE	GR	Federal	Other	Total	Explanation
TAFP AFTER VETOES										
				PS	20.00	111,408	339,462	941,086	1,391,956	
				EE	0.00	0	50,000	112,037	162,037	
				Total	20.00	111,408	389,462	1,053,123	1,553,993	
DEPARTMENT CORE ADJUSTMENTS										
Core Reduction	1216	1873		PS	(1.20)	0	0	0		0 The FY 2025 Budget Request includes a 1.65 FTE reduction (Federal and Other funds) with a corresponding increase of 1.65 FTE new decision item (GR).
Core Reduction	1216	1860		PS	(0.45)	0	0	0		0 The FY 2025 Budget Request includes a 1.65 FTE reduction (Federal and Other funds) with a corresponding increase of 1.65 FTE new decision item (GR).
Core Reallocation	1214	1873		PS	0.00	0	0	0		(0) Core reallocations will more closely align the budget with planned spending.
Core Reallocation	1214	1860		PS	(0.00)	0	0	0		(0) Core reallocations will more closely align the budget with planned spending.
NET DEPARTMENT CHANGES					(1.65)	0	0	0	(0)	
DEPARTMENT CORE REQUEST										
				PS	18.35	111,408	339,462	941,086	1,391,956	
				EE	0.00	0	50,000	112,037	162,037	
				Total	18.35	111,408	389,462	1,053,123	1,553,993	

CORE RECONCILIATION DETAIL

**DEPARTMENT OF NATURAL RESOURCES
ENVIRONMENTAL QUALITY ADMIN**

5. CORE RECONCILIATION DETAIL

	Budget Class	FTE	GR	Federal	Other	Total	Explanation
GOVERNOR'S RECOMMENDED CORE							
	PS	18.35	111,408	339,462	941,086	1,391,956	
	EE	0.00	0	50,000	112,037	162,037	
	Total	18.35	111,408	389,462	1,053,123	1,553,993	

Department of Natural Resources

DECISION ITEM SUMMARY

Budget Unit								
Decision Item	FY 2023	FY 2023	FY 2024	FY 2024	FY 2025	FY 2025	*****	*****
Budget Object Summary	ACTUAL	ACTUAL	BUDGET	BUDGET	DEPT REQ	DEPT REQ	SECURED	SECURED
Fund	DOLLAR	FTE	DOLLAR	FTE	DOLLAR	FTE	COLUMN	COLUMN
ENVIRONMENTAL QUALITY ADMIN								
CORE								
PERSONAL SERVICES								
GENERAL REVENUE	0	0.00	111,408	0.00	111,408	0.00	0	0.00
DEPT NATURAL RESOURCES	283,156	3.99	339,462	5.45	339,462	5.00	0	0.00
DNR COST ALLOCATION	815,156	11.50	941,086	14.55	941,086	13.35	0	0.00
TOTAL - PS	1,098,312	15.49	1,391,956	20.00	1,391,956	18.35	0	0.00
EXPENSE & EQUIPMENT								
DEPT NATURAL RESOURCES	549	0.00	50,000	0.00	50,000	0.00	0	0.00
DNR COST ALLOCATION	57,716	0.00	112,037	0.00	112,037	0.00	0	0.00
TOTAL - EE	58,265	0.00	162,037	0.00	162,037	0.00	0	0.00
TOTAL	1,156,577	15.49	1,553,993	20.00	1,553,993	18.35	0	0.00
GR FTE Alignment - 1780027								
PERSONAL SERVICES								
GENERAL REVENUE	0	0.00	0	0.00	0	1.65	0	0.00
TOTAL - PS	0	0.00	0	0.00	0	1.65	0	0.00
TOTAL	0	0.00	0	0.00	0	1.65	0	0.00
GRAND TOTAL	\$1,156,577	15.49	\$1,553,993	20.00	\$1,553,993	20.00	\$0	0.00

9/22/23 14:52

im_disummary

Department of Natural Resources

DECISION ITEM DETAIL

Budget Unit	FY 2023	FY 2023	FY 2024	FY 2024	FY 2025	FY 2025	*****	*****
Decision Item	ACTUAL	ACTUAL	BUDGET	BUDGET	DEPT REQ	DEPT REQ	SECURED	SECURED
Budget Object Class	DOLLAR	FTE	DOLLAR	FTE	DOLLAR	FTE	COLUMN	COLUMN
ENVIRONMENTAL QUALITY ADMIN								
CORE								
DIVISION DIRECTOR	120,725	0.96	133,855	1.00	133,855	1.00	0	0.00
DEPUTY DIVISION DIRECTOR	164,131	1.58	219,036	2.00	219,036	2.00	0	0.00
DESIGNATED PRINCIPAL ASST DIV	94,965	1.66	129,788	2.00	124,049	2.00	0	0.00
LEGAL COUNSEL	88,735	1.25	94,069	1.25	86,436	1.15	0	0.00
SPECIAL ASST PROFESSIONAL	92,072	1.03	99,783	1.00	137,733	1.69	0	0.00
ADMIN SUPPORT PROFESSIONAL	39,989	0.96	44,350	1.00	44,350	1.00	0	0.00
ADMINISTRATIVE MANAGER	73,447	0.96	81,413	1.00	81,413	1.00	0	0.00
PROGRAM SPECIALIST	58,015	0.96	64,345	1.00	64,344	1.00	0	0.00
SENIOR PROGRAM SPECIALIST	74,787	1.33	216,777	4.85	55,438	1.00	0	0.00
MULTIMEDIA SPECIALIST	25,853	0.68	41,532	1.00	38,208	1.00	0	0.00
PUBLIC RELATIONS COORDINATOR	69,082	1.01	73,235	1.00	73,234	1.00	0	0.00
ASSOCIATE ENGINEER	893	0.01	0	0.00	0	0.00	0	0.00
ENGINEER SUPERVISOR	1,746	0.02	0	0.00	0	0.00	0	0.00
ENVIRONMENTAL PROGRAM ASST	1,793	0.04	0	0.00	0	0.00	0	0.00
ENVIRONMENTAL PROGRAM ANALYST	5,018	0.10	0	0.00	0	0.00	0	0.00
ENVIRONMENTAL PROGRAM SPEC	125,596	1.92	136,604	2.00	276,692	3.61	0	0.00
ENVIRONMENTAL PROGRAM SPV	2,489	0.04	0	0.00	0	0.00	0	0.00
AGENCY BUDGET SENIOR ANALYST	58,351	0.97	57,169	0.90	57,168	0.90	0	0.00
ACCOUNTANT	625	0.01	0	0.00	0	0.00	0	0.00
TOTAL - PS	1,098,312	15.49	1,391,956	20.00	1,391,956	18.35	0	0.00
TRAVEL, IN-STATE	14,101	0.00	22,124	0.00	19,124	0.00	0	0.00
TRAVEL, OUT-OF-STATE	4,017	0.00	7,621	0.00	7,621	0.00	0	0.00
SUPPLIES	7,058	0.00	22,111	0.00	18,611	0.00	0	0.00
PROFESSIONAL DEVELOPMENT	5,965	0.00	25,073	0.00	18,073	0.00	0	0.00
COMMUNICATION SERV & SUPP	8,217	0.00	22,737	0.00	22,737	0.00	0	0.00
PROFESSIONAL SERVICES	1,634	0.00	17,985	0.00	17,985	0.00	0	0.00
M&R SERVICES	85	0.00	8,729	0.00	8,729	0.00	0	0.00
MOTORIZED EQUIPMENT	0	0.00	5	0.00	5	0.00	0	0.00
OFFICE EQUIPMENT	5,355	0.00	10,284	0.00	16,284	0.00	0	0.00
OTHER EQUIPMENT	1,561	0.00	7,552	0.00	7,552	0.00	0	0.00
PROPERTY & IMPROVEMENTS	0	0.00	3,142	0.00	3,642	0.00	0	0.00
BUILDING LEASE PAYMENTS	8,500	0.00	1,770	0.00	8,770	0.00	0	0.00

Department of Natural Resources

DECISION ITEM DETAIL

Budget Unit	FY 2023	FY 2023	FY 2024	FY 2024	FY 2025	FY 2025	*****	*****
Decision Item	ACTUAL	ACTUAL	BUDGET	BUDGET	DEPT REQ	DEPT REQ	SECURED	SECURED
Budget Object Class	DOLLAR	FTE	DOLLAR	FTE	DOLLAR	FTE	COLUMN	COLUMN
ENVIRONMENTAL QUALITY ADMIN								
CORE								
EQUIPMENT RENTALS & LEASES	260	0.00	4,346	0.00	4,346	0.00	0	0.00
MISCELLANEOUS EXPENSES	1,512	0.00	8,558	0.00	8,558	0.00	0	0.00
TOTAL - EE	58,265	0.00	162,037	0.00	162,037	0.00	0	0.00
GRAND TOTAL	\$1,156,577	15.49	\$1,553,993	20.00	\$1,553,993	18.35	\$0	0.00
GENERAL REVENUE	\$0	0.00	\$111,408	0.00	\$111,408	0.00		0.00
FEDERAL FUNDS	\$283,705	3.99	\$389,462	5.45	\$389,462	5.00		0.00
OTHER FUNDS	\$872,872	11.50	\$1,053,123	14.55	\$1,053,123	13.35		0.00

CORE DECISION ITEM

Department of Natural Resources
Division of Environmental Quality
Technical Assistance Grants Core

Budget Unit 79360C

HB Section 6.230

1. CORE FINANCIAL SUMMARY

	FY 2025 Budget Request			
	GR	Federal	Other	Total
PS	0	0	0	0
EE	0	49,085	50,000	99,085
PSD	0	300,915	300,000	600,915
Total	0	350,000	350,000	700,000
FTE	0.00	0.00	0.00	0.00

Est. Fringe	0	0	0	0
--------------------	---	---	---	---

Note: Fringes budgeted in House Bill 5 except for certain fringes budgeted directly to MoDOT, Highway Patrol, and Conservation.

	FY 2025 Governor's Recommendation			
	GR	Fed	Other	Total
PS	0	0	0	0
EE	0	0	0	0
PSD	0	0	0	0
Total	0	0	0	0
FTE	0.00	0.00	0.00	0.00

Est. Fringe	0	0	0	0
--------------------	---	---	---	---

Note: Fringes budgeted in House Bill 5 except for certain fringes budgeted directly to MoDOT, Highway Patrol, and Conservation.

Other Funds: Natural Resources Protection Fund - Water Pollution Permit Fee Subaccount (0568)

2. CORE DESCRIPTION

The Technical Assistance Grants PSD provides authority for technical assistance grants, environmental studies, environmental education projects, and demonstration and pilot projects. In addition, this appropriation allows the department to develop partnerships and pursue federal funds that often have a competitive application process.

3. PROGRAM LISTING (list programs included in this core funding)

Division of Environmental Quality - Administration

CORE DECISION ITEM

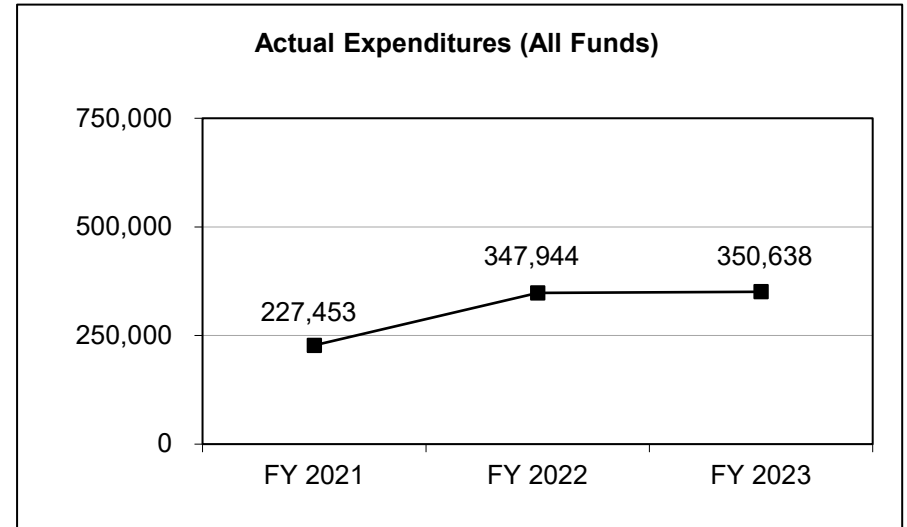
Department of Natural Resources
Division of Environmental Quality
Technical Assistance Grants Core

Budget Unit 79360C

HB Section 6.230

4. FINANCIAL HISTORY

	FY 2021 Actual	FY 2022 Actual	FY 2023 Actual	FY 2024 Current Yr.
Appropriation (All Funds)	800,000	700,000	700,000	700,000
Less Reverted (All Funds)	0	0	0	0
Less Restricted (All Funds)	0	0	0	0
Budget Authority (All Funds)	800,000	700,000	700,000	700,000
Actual Expenditures (All Funds)	227,453	347,944	350,638	N/A
Unexpended (All Funds)	572,547	352,056	349,362	N/A
Unexpended, by Fund:				
General Revenue	0	0	0	N/A
Federal	178,381	119,533	83,676	N/A
Other	394,166	232,523	265,686	N/A
	(1)	(1)	(1)	



Reverted includes the statutory three-percent reserve amount (when applicable).

Restricted includes any Governor's Expenditure Restrictions which remained at the end of the fiscal year (when applicable).

NOTES:

(1) In many cases, pass-through appropriations are set at a level to encumber and pay our commitments, which often span multiple fiscal years. This often causes high unexpended appropriation balances.

CORE RECONCILIATION DETAIL

**DEPARTMENT OF NATURAL RESOURCES
TECHNICAL ASSISTANCE GRANTS**

5. CORE RECONCILIATION DETAIL

	Budget Class	FTE	GR	Federal	Other	Total	Explanation
TAFP AFTER VETOES							
	EE	0.00	0	49,085	50,000	99,085	
	PD	0.00	0	300,915	300,000	600,915	
	Total	0.00	0	350,000	350,000	700,000	
DEPARTMENT CORE REQUEST							
	EE	0.00	0	49,085	50,000	99,085	
	PD	0.00	0	300,915	300,000	600,915	
	Total	0.00	0	350,000	350,000	700,000	
GOVERNOR'S RECOMMENDED CORE							
	EE	0.00	0	49,085	50,000	99,085	
	PD	0.00	0	300,915	300,000	600,915	
	Total	0.00	0	350,000	350,000	700,000	

Department of Natural Resources

DECISION ITEM SUMMARY

Budget Unit								
Decision Item	FY 2023	FY 2023	FY 2024	FY 2024	FY 2025	FY 2025	*****	*****
Budget Object Summary	ACTUAL	ACTUAL	BUDGET	BUDGET	DEPT REQ	DEPT REQ	SECURED	SECURED
Fund	DOLLAR	FTE	DOLLAR	FTE	DOLLAR	FTE	COLUMN	COLUMN
TECHNICAL ASSISTANCE GRANTS								
CORE								
EXPENSE & EQUIPMENT								
DEPT NATURAL RESOURCES	0	0.00	49,085	0.00	49,085	0.00	0	0.00
NRP-WATER POLLUTION PERMIT FEE	0	0.00	50,000	0.00	50,000	0.00	0	0.00
TOTAL - EE	0	0.00	99,085	0.00	99,085	0.00	0	0.00
PROGRAM-SPECIFIC								
DEPT NATURAL RESOURCES	266,324	0.00	300,915	0.00	300,915	0.00	0	0.00
NRP-WATER POLLUTION PERMIT FEE	84,314	0.00	300,000	0.00	300,000	0.00	0	0.00
TOTAL - PD	350,638	0.00	600,915	0.00	600,915	0.00	0	0.00
TOTAL	350,638	0.00	700,000	0.00	700,000	0.00	0	0.00
GRAND TOTAL	\$350,638	0.00	\$700,000	0.00	\$700,000	0.00	\$0	0.00

9/22/23 14:52

im_disummary

Department of Natural Resources

DECISION ITEM DETAIL

Budget Unit	FY 2023	FY 2023	FY 2024	FY 2024	FY 2025	FY 2025	*****	*****
Decision Item	ACTUAL	ACTUAL	BUDGET	BUDGET	DEPT REQ	DEPT REQ	SECURED	SECURED
Budget Object Class	DOLLAR	FTE	DOLLAR	FTE	DOLLAR	FTE	COLUMN	COLUMN
TECHNICAL ASSISTANCE GRANTS								
CORE								
SUPPLIES	0	0.00	657	0.00	657	0.00	0	0.00
PROFESSIONAL SERVICES	0	0.00	86,988	0.00	86,988	0.00	0	0.00
M&R SERVICES	0	0.00	2,820	0.00	2,820	0.00	0	0.00
MOTORIZED EQUIPMENT	0	0.00	4,700	0.00	4,700	0.00	0	0.00
OTHER EQUIPMENT	0	0.00	1,880	0.00	1,880	0.00	0	0.00
PROPERTY & IMPROVEMENTS	0	0.00	1,100	0.00	1,100	0.00	0	0.00
MISCELLANEOUS EXPENSES	0	0.00	940	0.00	940	0.00	0	0.00
TOTAL - EE	0	0.00	99,085	0.00	99,085	0.00	0	0.00
PROGRAM DISTRIBUTIONS	350,638	0.00	600,915	0.00	600,915	0.00	0	0.00
TOTAL - PD	350,638	0.00	600,915	0.00	600,915	0.00	0	0.00
GRAND TOTAL	\$350,638	0.00	\$700,000	0.00	\$700,000	0.00	\$0	0.00
GENERAL REVENUE	\$0	0.00	\$0	0.00	\$0	0.00		0.00
FEDERAL FUNDS	\$266,324	0.00	\$350,000	0.00	\$350,000	0.00		0.00
OTHER FUNDS	\$84,314	0.00	\$350,000	0.00	\$350,000	0.00		0.00

PROGRAM DESCRIPTION

Department of Natural Resources	HB Section(s): <u>6.225, 6.230</u>
DEQ - Administration	
Program is found in the following core budget(s): Division of Environmental Quality Administration	
<p>1a. What strategic priority does this program address?</p> <p>The Division of Environmental Quality helps Missouri citizens thrive by managing natural resources to promote a healthy environment and economy by:</p> <ul style="list-style-type: none"> • Promoting environmental responsibility and resource stewardship. • Enhancing services, information, and communication to improve customer experience. • Modernizing community infrastructure, strengthening workforce, and supporting economic development. • Improving internal processes to better serve our customers. <p>1b. What does this program do?</p> <p>The Division of Environmental Quality includes the Financial Assistance Center, Water Protection Program, Air Pollution Control Program, Environmental Remediation Program, Waste Management Program, Central Field Operations, Regional Offices (St. Louis, Lee's Summit, Macon, Poplar Bluff, and Springfield), and Environmental Services Program.</p> <p>In March 2022, the Division of Environmental Quality was realigned, which shifted the Soil and Water Conservation Program to the department's Missouri Geological Survey, the Financial Assistance Center from the Water Protection Program to a new program within the Division, and a portion of the department's Water Non-Point Source activities and FTE from the Soil and Water Conservation Program into the division's Water Protection Program. These changes were reflected in the FY 2024 budget -</p> <p>The Division of Environmental Quality Administration responsibilities include:</p> <ul style="list-style-type: none"> • Implementing statewide environmental and natural resource policies resulting in environmentally-sound decisions that protect our air, land, and water while fostering economic development. • Overseeing the administration of low-interest loan and grant programs for the construction of water and wastewater infrastructure projects at an affordable cost. • Managing the organizational units within the division. • Promoting efficient administration and operations. • Long-range planning to implement policies to protect human health and the environment. <p><u>Technical Assistance Grants PSD:</u> The division provides technical assistance to businesses, citizens, and local governments to increase compliance with statutes and regulations and promote pollution prevention strategies. This assistance is offered through federal and state funded training and certification of drinking water operators and wastewater operators. Other activities include environmental studies, demonstration projects, and pilot projects.</p>	

PROGRAM DESCRIPTION

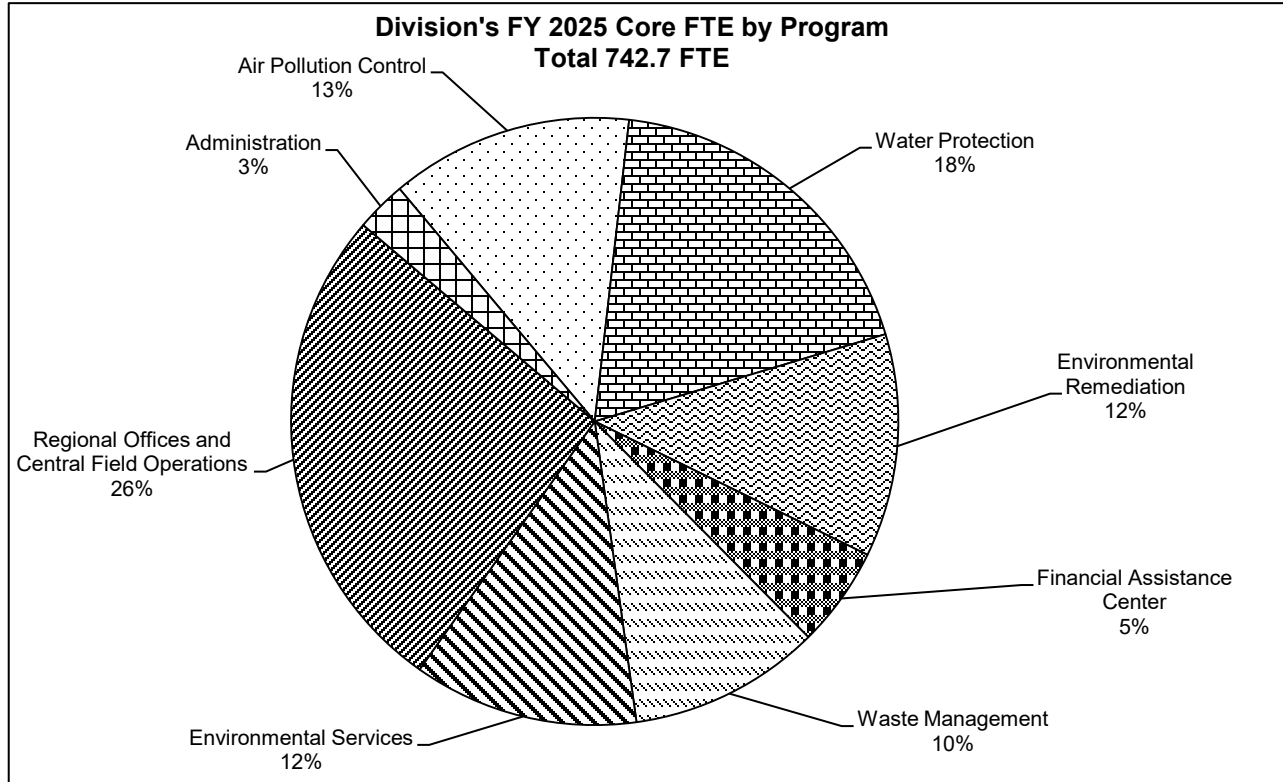
Department of Natural Resources

HB Section(s): 6.225, 6.230

DEQ - Administration

Program is found in the following core budget(s): Division of Environmental Quality Administration

2b. Provide a measure(s) of the program's quality.



The division serves the programs by aiding in resource maximization with only a small percent of total FTE.

Financial Assistance Center, Water Protection, Air Pollution Control, Environmental Remediation, Waste Management, Central Field Operations, Regional Offices, and Environmental Services.

Division Budget Unit Net FTE Reductions:

FY 2018 = 5 FTE

FY 2019 = 6.82 FTE

FY 2020 = 16 FTE

FY 2021 = 0 FTE

FY 2022 = 14.42 FTE

FY 2023 = 0 FTE

FY 2024 = 0 FTE

TOTAL Net Reductions = 42.24 FTE

Note: FY 2019 and FY 2020 5 FTE increase in Agency-wide PSTIF Budget Unit; FY 2022 2 FTE increase in Water Protection Budget Unit; FY 2023 7 FTE increase in Financial Assistance Center (BIL/IIJA); FY 2024 1 FTE increase in ESP budget unit

PROGRAM DESCRIPTION

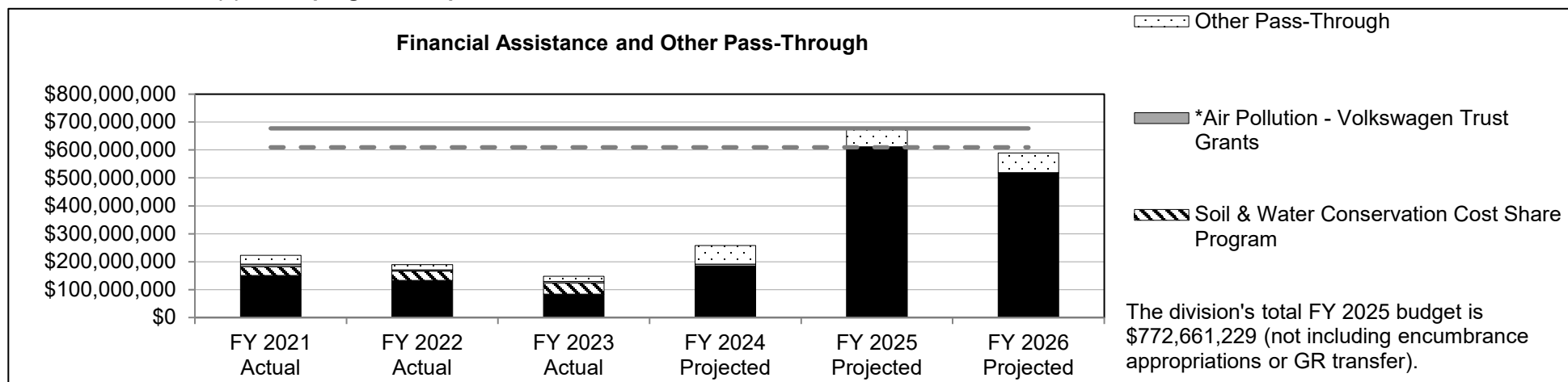
Department of Natural Resources

HB Section(s): 6.225, 6.230

DEQ - Administration

Program is found in the following core budget(s): Division of Environmental Quality Administration

2c. Provide a measure(s) of the program's impact.



Other Pass-Through includes Solid Waste District grants, scrap tire grants, non-point source water protection, regional water quality planning, water and wastewater operator certification, clean up and emergency response activities, environmental restoration, water quality monitoring, and soil and water cost share .

Water and Wastewater Infrastructure Grants and Loans - Projects are multiyear; therefore, funds are expended over a 24-month period for wastewater projects and over an 18-month period for drinking water projects. State Revolving Fund (SRF) program demand is increasing. Increases in FY 2024 through FY 2026 are planned disbursements for SRF applications the department is currently processing, including several very large projects. The increase is also attributable to the increase in capitalization grant allotments through the Bipartisan Infrastructure Law funding.

*The Volkswagen Trust Agreement allows beneficiaries to continue disbursements through October 1, 2027. The slowdown in parts/vehicle manufacturing and shipping affects the date of fully expending the funding. The department awarded the remainder of the Electric Vehicle Charging Infrastructure allotment in calendar year 2022, and project completions are expected no later than FY 2027. Earned interest will be disbursed last, consistent with Missouri's Beneficiary Mitigation Plan.

**In March 2022 the Soil and Water Conservation Program (SWCP) was shifted from the Division of Environmental Quality to the department's Missouri Geological Survey. Therefore, the performance measure includes FY 2021-FY 2023 actual SWCP data, but projections for FY 2024 to FY 2026 do not include SWCP activities.

PROGRAM DESCRIPTION

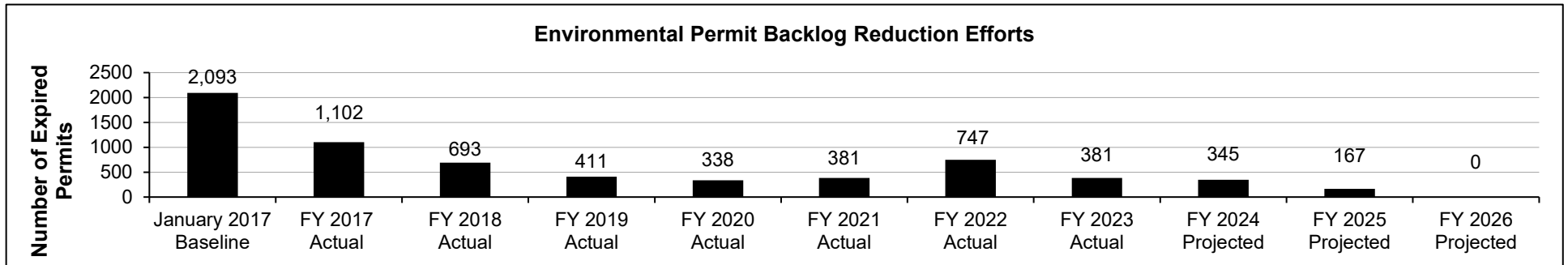
Department of Natural Resources

HB Section(s): 6.225, 6.230

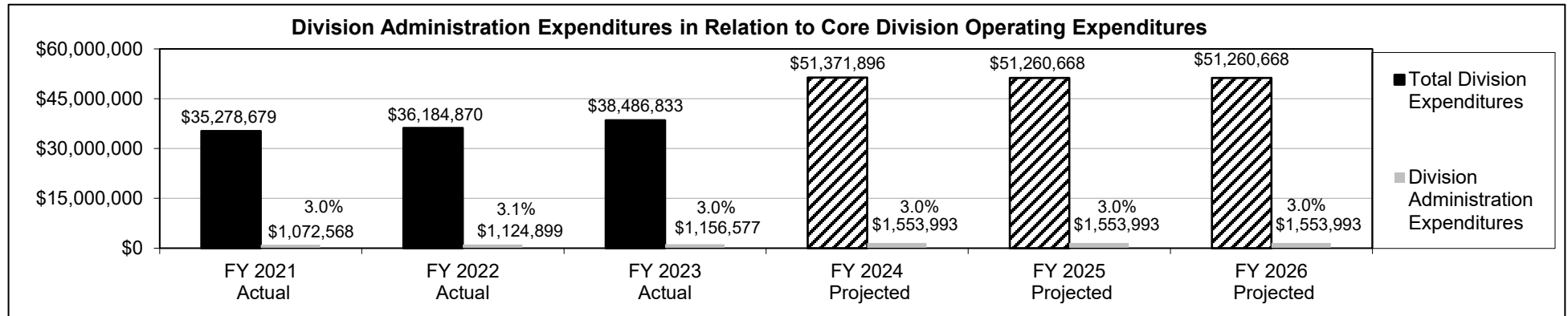
DEQ - Administration

Program is found in the following core budget(s): Division of Environmental Quality Administration

2d. Provide a measure(s) of the program's efficiency.



Beginning baseline January 2017, the division's environmental permits include air, hazardous waste, drinking water, wastewater, and solid waste facilities. A variety of factors including vacancies, as well as regular permit application deadlines and expirations, impacted the department's FY 2022 actual permit backlog. The department's base goal is to eliminate the backlog by the end of calendar year 2025.



Projections are based on full appropriation spending. These projections only include operating appropriations; pass-through appropriations are not included.

*In March 2022, the Soil and Water Conservation Program (SWCP) was shifted from the Division of Environmental Quality to the department's Missouri Geological Survey. Therefore, the performance measure includes FY2021-FY 2023 actual SWCP data, but projections for FY 2024 to FY 2026 do not include SWCP appropriations.

PROGRAM DESCRIPTION

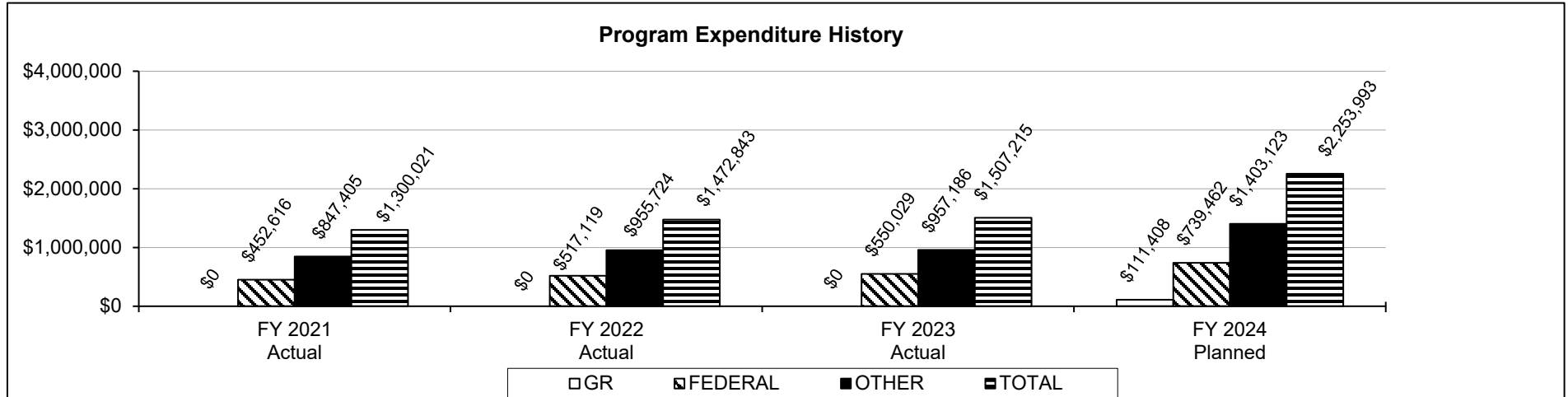
Department of Natural Resources

HB Section(s): 6.225, 6.230

DEQ - Administration

Program is found in the following core budget(s): Division of Environmental Quality Administration

3. Provide actual expenditures for the prior three fiscal years and planned expenditures for the current fiscal year. (Note: Amounts do not include fringe benefit costs.)



Financial data includes operating and pass-through appropriations. Core pass-through appropriations are set at a level to encumber and pay our commitments, which often span multiple fiscal years.

FY 2024 Planned is shown at full appropriation.

4. What are the sources of the "Other " funds?

Cost Allocation Fund (0500); Natural Resources Protection Fund - Water Pollution Permit Fee Subaccount (0568)

PROGRAM DESCRIPTION

Department of Natural Resources	HB Section(s): <u>6.225, 6.230</u>										
DEQ - Administration											
Program is found in the following core budget(s): <u>Division of Environmental Quality Administration</u>											
<p>5. What is the authorization for this program, i.e., federal or state statute, etc.? (Include the federal program number, if applicable.)</p> <p>The Division of Environmental Quality administers programs that protect human health, public welfare, and the environment. These programs are authorized by state and federal laws as noted in each of their program descriptions. These laws deal with air quality, solid and hazardous wastes, voluntary cleanup, petroleum storage tanks, clean water, and drinking water.</p> <table style="width: 100%; border: none;"> <tr> <td style="width: 30%;">RSMo 640.010 – 640.758</td> <td>Department of Natural Resources - Duties associated with environmental assistance on behalf of the Department</td> </tr> <tr> <td>RSMo 640.100</td> <td>Drinking Water Operator Certification; Safe Drinking Water Act</td> </tr> <tr> <td>RSMo 643.173 and 643.175</td> <td>Small Business Technical Assistance Program</td> </tr> <tr> <td>RSMo 643.060 (2)</td> <td>Prevention, Abatement, and Control of Air Pollution</td> </tr> <tr> <td>RSMo 644.006 through 644.096</td> <td>Water Pollution Planning, Permitting, Inspection, Remediation, Technical Assistance</td> </tr> </table>		RSMo 640.010 – 640.758	Department of Natural Resources - Duties associated with environmental assistance on behalf of the Department	RSMo 640.100	Drinking Water Operator Certification; Safe Drinking Water Act	RSMo 643.173 and 643.175	Small Business Technical Assistance Program	RSMo 643.060 (2)	Prevention, Abatement, and Control of Air Pollution	RSMo 644.006 through 644.096	Water Pollution Planning, Permitting, Inspection, Remediation, Technical Assistance
RSMo 640.010 – 640.758	Department of Natural Resources - Duties associated with environmental assistance on behalf of the Department										
RSMo 640.100	Drinking Water Operator Certification; Safe Drinking Water Act										
RSMo 643.173 and 643.175	Small Business Technical Assistance Program										
RSMo 643.060 (2)	Prevention, Abatement, and Control of Air Pollution										
RSMo 644.006 through 644.096	Water Pollution Planning, Permitting, Inspection, Remediation, Technical Assistance										
<p>6. Are there federal matching requirements? If yes, please explain.</p> <p>The division receives several federal grants. The matching requirements for these are listed in each of the applicable program descriptions.</p> <table style="width: 100%; border: none;"> <tr> <td style="width: 50%;">Drinking Water SRF Capitalization Grant - Local & Other Set-Aside</td> <td>100% Federal (EPA)</td> </tr> <tr> <td>Other competitive grants may require various matching ratios</td> <td>Varies</td> </tr> </table>		Drinking Water SRF Capitalization Grant - Local & Other Set-Aside	100% Federal (EPA)	Other competitive grants may require various matching ratios	Varies						
Drinking Water SRF Capitalization Grant - Local & Other Set-Aside	100% Federal (EPA)										
Other competitive grants may require various matching ratios	Varies										
<p>7. Is this a federally mandated program? If yes, please explain.</p> <p>Division Administration oversees and coordinates programmatic responsibilities for which the state has elected, through environmental statutes, to seek delegation of federal programs. As it relates to Technical Assistance Grants, federal law mandates that operators of public drinking water systems be certified.</p>											

CORE DECISION ITEM

Department of Natural Resources	Budget Unit <u>78510C</u>
Missouri Geological Survey	
Missouri Geological Survey Operations Core	HB Section <u>6.295</u>

1. CORE FINANCIAL SUMMARY

	FY 2025 Budget Request			
	GR	Federal	Other	Total
PS	3,309,888	1,974,888	3,560,207	8,844,983
EE	1,552,671	499,497	662,190	2,714,358
PSD	0	0	0	0
TRF	0	0	0	0
Total	4,862,559	2,474,385	4,222,397	11,559,341

FTE	43.28	32.17	63.13	138.58
------------	--------------	--------------	--------------	---------------

Est. Fringe	2,020,025	1,205,274	2,172,794	5,398,093
--------------------	------------------	------------------	------------------	------------------

Note: Fringes budgeted in House Bill 5 except for certain fringes budgeted directly to MoDOT, Highway Patrol, and Conservation.

	FY 2025 Governor's Recommendation			
	GR	Fed	Other	Total
PS	0	0	0	0
EE	0	0	0	0
PSD	0	0	0	0
TRF	0	0	0	0
Total	0	0	0	0

FTE	0.00	0.00	0.00	0.00
------------	-------------	-------------	-------------	-------------

Est. Fringe	0	0	0	0
--------------------	----------	----------	----------	----------

Note: Fringes budgeted in House Bill 5 except for certain fringes budgeted directly to MoDOT, Highway Patrol, and Conservation.

Federal Funds: DNR Federal Fund (0140); Abandoned Mine Reclamation Fund (0697)

Other Funds: DNR Revolving Services Fund (0425); Cost Allocation Fund (0500); Oil and Gas Resources Fund (0543); Coal Combustion Residuals Subaccount (0551); Natural Resources Protection Fund - Damages Subaccount (0555); Natural Resources Protection Fund - Water Pollution Permit Fees (0568); Solid Waste Management Fund (0570); Metallic Minerals Waste Management Fund (0575); Soil and Water Sales Tax Fund (0614); Groundwater Protection Fund (0660); Hazardous Waste Fund (0676); Oil and Gas Remedial Fund (0699); Geologic Resources Fund (0801); Multipurpose Water Resource Program Fund (0815); Mined Land Reclamation Fund (0906)

Core Reduction: The FY 2025 Budget Request includes a core reduction of \$729,646 one-time authority from the FY 2024 budget, and a 2.00 FTE reduction (Federal and Other funds) with a corresponding increase of 2.00 FTE new decision item (GR).

CORE DECISION ITEM

Department of Natural Resources	Budget Unit <u>78510C</u>
Missouri Geological Survey	
Missouri Geological Survey Operations Core	HB Section <u>6.295</u>
2. CORE DESCRIPTION	
<p>The Missouri Geological Survey (MGS) includes the Geological Survey Program, Land Reclamation Program, Dam and Reservoir Safety Program, Water Resources Center, and Soil and Water Conservation Program.</p> <p>The Geological Survey Program investigates the state's geology and provides geologic and hydrologic information to assist with decisions relating to economic development, site remediation, contaminant migration, subsurface investigations, and geologic hazards. The program also determines the character and availability of the state's energy and mineral resources. Staff implement the Water Well Drillers' Act by establishing standards for domestic water wells, monitoring wells, and geothermal ground source heat pump wells.</p> <p>The Land Reclamation Program regulates surface mining of coal and industrial minerals, regulates and administers reclamation of coal mine and industrial mine lands on which bonds were forfeited, regulates and administers reclamation of coal mine lands abandoned prior to 1977, and regulates the metallic mineral waste disposal areas of mining operations.</p> <p>The Dam and Reservoir Safety Program administers the provisions of the Missouri Dam and Reservoir Safety Law. The Missouri Department of Natural Resources regulates nonfederal, nonagricultural dams 35 feet and higher through inspections, registration, and issuance of construction permits. Dams are a critical part of our state's infrastructure, providing many benefits including water supply, flood protection, hydropower, irrigation, and recreation. There are approximately 732 regulated dams. The program works with citizens, dam owners, engineers, and emergency managers to ensure dams in Missouri are constructed, maintained, and operated in a safe manner.</p> <p>Water Resources Center (WRC) provides information for Missouri's comprehensive water needs by examining both surface and groundwater use and availability. WRC investigates water supply issues; maintains and updates Missouri's Public Water Supply database for groundwater wells; collects, analyzes and distributes groundwater-level data from a statewide network of observation wells; evaluates public water supply wells; and provides casing and total depth specifications. WRC provides guidance and technical expertise for planning and development of regional water supply projects throughout Missouri. WRC defends the state's vital water resources interests, including those related to navigation, flood control, and other uses of the Missouri and Mississippi rivers before numerous interstate and interagency river basin associations.</p> <p>The Soil and Water Conservation Program (SWCP) provides guidance and support to the Soil and Water Districts Commission and the 114 local soil and water conservation districts throughout the state. SWCP administers the Cost-Share, Conservation Monitoring, and District Grants programs, as well as various research and planning projects. SWCP administers the conservation programs through the soil and water conservation districts for the control and reduction of soil erosion on agricultural land and protection of water resources. Missouri's SWCP and soil and water conservation districts are recognized, locally and nationally, for their successful efforts to reduce soil erosion and address water quality on agricultural land.</p> <p>The division's pass-through authority is located in a separate core decision item forms.</p>	

CORE DECISION ITEM

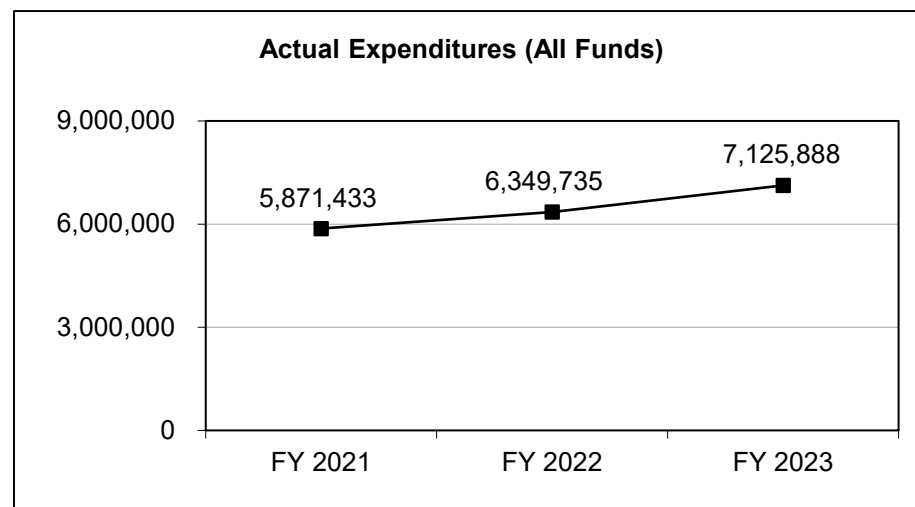
Department of Natural Resources	Budget Unit <u>78510C</u>
Missouri Geological Survey	
Missouri Geological Survey Operations Core	HB Section <u>6.295</u>

3. PROGRAM LISTING (list programs included in this core funding)

Missouri Geological Survey

4. FINANCIAL HISTORY

	FY 2021 Actual	FY 2022 Actual	FY 2023 Actual	FY 2024 Current Yr.
Appropriation (All Funds)	7,576,059	7,709,747	9,008,510	12,288,987
Less Reverted (All Funds)	(102,787)	(107,301)	(127,093)	(152,627)
Less Restricted (All Funds)	0	0	0	0
Budget Authority (All Funds)	7,473,272	7,602,446	8,881,417	12,136,360
Actual Expenditures (All Funds)	5,871,433	6,349,735	7,125,888	N/A
Unexpended (All Funds)	1,601,839	1,252,711	1,755,529	N/A
Unexpended, by Fund:				
General Revenue	253,207	202,698	32,849	N/A
Federal	406,363	300,178	766,240	N/A
Other	942,269	749,835	956,440	N/A



Reverted includes the statutory three-percent reserve amount (when applicable).

Restricted includes any Governor's Expenditure Restrictions which remained at the end of the fiscal year (when applicable).

NOTES:

FY 2021 - FY 2023: The division continuously looks for federal funding opportunities or partnerships to maximize these appropriations to fulfill our mission. Unexpended in Other Funds appropriation is usually the result of fee fund availability or staff turnover.

FY 2024: In March 2022, the Soil and Water Conservation Program (SWCP) within the Division of Environmental Quality (DEQ) was reallocated to the Missouri Geological Survey. These changes are reflected in the FY 2024 budget.

CORE RECONCILIATION DETAIL

DEPARTMENT OF NATURAL RESOURCES GEOLOGICAL SURVEY OPERATIONS

5. CORE RECONCILIATION DETAIL

			Budget Class	FTE	GR	Federal	Other	Total	Explanation
TAFP AFTER VETOES									
			PS	140.58	3,309,888	1,974,888	3,560,207	8,844,983	
			EE	0.00	2,277,671	504,143	662,190	3,444,004	
			Total	140.58	5,587,559	2,479,031	4,222,397	12,288,987	
DEPARTMENT CORE ADJUSTMENTS									
1x Expenditures	1636 2396		EE	0.00	(725,000)	0	0	(725,000)	Core reduction of FY 2024 one-time authority.
1x Expenditures	1636 2408		EE	0.00	0	(4,646)	0	(4,646)	Core reduction of FY 2024 one-time authority.
Core Reduction	1696 2401		PS	(2.00)	0	0	0	0	The FY 2025 Budget Request includes a 2.00 FTE reduction (Federal and Other funds) with a corresponding increase of 2.00 FTE new decision item (GR).
Core Reallocation	1466 2161		PS	0.00	0	0	0	(0)	Core reallocations will more closely align the budget with planned spending.
Core Reallocation	1466 2395		PS	0.00	0	0	0	0	Core reallocations will more closely align the budget with planned spending.
Core Reallocation	1466 2401		PS	(0.00)	0	0	0	(0)	Core reallocations will more closely align the budget with planned spending.
Core Reallocation	1466 2165		PS	0.00	0	0	0	0	Core reallocations will more closely align the budget with planned spending.

CORE RECONCILIATION DETAIL

**DEPARTMENT OF NATURAL RESOURCES
GEOLOGICAL SURVEY OPERATIONS**

5. CORE RECONCILIATION DETAIL

		Budget Class	FTE	GR	Federal	Other	Total	Explanation
DEPARTMENT CORE ADJUSTMENTS								
Core Reallocation	1466 2853	PS	0.00	0	0	0		0 Core reallocations will more closely align the budget with planned spending.
Core Reallocation	1466 2861	PS	0.00	0	0	0		0 Core reallocations will more closely align the budget with planned spending.
Core Reallocation	1466 6010	PS	(0.00)	0	0	0		(0) Core reallocations will more closely align the budget with planned spending.
Core Reallocation	1466 2402	PS	0.00	0	0	0		0 Core reallocations will more closely align the budget with planned spending.
Core Reallocation	1466 2163	PS	(0.00)	0	0	0		(0) Core reallocations will more closely align the budget with planned spending.
Core Reallocation	1466 1907	PS	(0.00)	0	0	0		(0) Core reallocations will more closely align the budget with planned spending.
Core Reallocation	1466 1197	PS	0.00	0	0	0		0 Core reallocations will more closely align the budget with planned spending.
NET DEPARTMENT CHANGES			(2.00)	(725,000)	(4,646)	0	(729,646)	
DEPARTMENT CORE REQUEST								
		PS	138.58	3,309,888	1,974,888	3,560,207	8,844,983	
		EE	0.00	1,552,671	499,497	662,190	2,714,358	
		Total	138.58	4,862,559	2,474,385	4,222,397	11,559,341	

CORE RECONCILIATION DETAIL

**DEPARTMENT OF NATURAL RESOURCES
GEOLOGICAL SURVEY OPERATIONS**

5. CORE RECONCILIATION DETAIL

	Budget Class	FTE	GR	Federal	Other	Total	Explanation
GOVERNOR'S RECOMMENDED CORE							
	PS	138.58	3,309,888	1,974,888	3,560,207	8,844,983	
	EE	0.00	1,552,671	499,497	662,190	2,714,358	
	Total	138.58	4,862,559	2,474,385	4,222,397	11,559,341	

Department of Natural Resources

DECISION ITEM SUMMARY

Budget Unit								
Decision Item	FY 2023	FY 2023	FY 2024	FY 2024	FY 2025	FY 2025	*****	*****
Budget Object Summary	ACTUAL	ACTUAL	BUDGET	BUDGET	DEPT REQ	DEPT REQ	SECURED	SECURED
Fund	DOLLAR	FTE	DOLLAR	FTE	DOLLAR	FTE	COLUMN	COLUMN
GEOLOGICAL SURVEY OPERATIONS								
CORE								
PERSONAL SERVICES								
GENERAL REVENUE	2,736,532	45.23	3,309,888	43.28	3,309,888	43.28	0	0.00
DEPT NATURAL RESOURCES	1,252,538	22.29	1,974,888	34.17	1,974,888	32.17	0	0.00
NATURAL RESOURCES REVOLVING SE	16,643	0.48	21,156	0.59	21,156	0.59	0	0.00
DNR COST ALLOCATION	4,205	0.08	17,908	0.38	17,908	0.38	0	0.00
OIL AND GAS RESOURCES FUND	32,170	0.57	109,623	2.00	109,623	2.00	0	0.00
COAL COMBUSTION RESIDUALS SUB	0	0.00	68,938	1.00	68,938	1.00	0	0.00
NATURAL RESOURCES PROTECTION	0	0.00	12,494	0.24	12,494	0.24	0	0.00
NRP-WATER POLLUTION PERMIT FEE	3,150	0.05	16,658	0.73	16,658	0.73	0	0.00
SOLID WASTE MANAGEMENT	138,919	2.45	209,822	3.00	209,822	3.00	0	0.00
METALLIC MINERALS WASTE MGMT	8,418	0.15	39,754	1.20	39,754	1.20	0	0.00
SOIL AND WATER SALES TAX	0	0.00	1,374,345	23.36	1,374,345	23.36	0	0.00
GROUNDWATER PROTECTION	521,663	10.97	724,617	13.80	724,617	13.80	0	0.00
HAZARDOUS WASTE FUND	160,919	2.75	177,326	4.00	177,326	4.00	0	0.00
OIL AND GAS REMEDIAL	0	0.00	9,112	0.17	9,112	0.17	0	0.00
GEOLOGIC RESOURCES FUND	58,946	0.89	132,293	2.23	132,293	2.23	0	0.00
MP WRP RENEWABLE WATER PROGRAM	5,098	0.07	108,306	1.50	108,306	1.50	0	0.00
MINED LAND RECLAMATION	403,792	7.11	537,855	8.93	537,855	8.93	0	0.00
TOTAL - PS	5,342,993	93.09	8,844,983	140.58	8,844,983	138.58	0	0.00
EXPENSE & EQUIPMENT								
GENERAL REVENUE	1,340,000	0.00	2,277,671	0.00	1,552,671	0.00	0	0.00
DEPT NATURAL RESOURCES	297,717	0.00	504,130	0.00	499,484	0.00	0	0.00
ABANDONED MINE RECLAMATION	0	0.00	13	0.00	13	0.00	0	0.00
DNR COST ALLOCATION	1,864	0.00	4,105	0.00	4,105	0.00	0	0.00
OIL AND GAS RESOURCES FUND	209	0.00	12,006	0.00	12,006	0.00	0	0.00
COAL COMBUSTION RESIDUALS SUB	0	0.00	5,401	0.00	5,401	0.00	0	0.00
NATURAL RESOURCES PROTECTION	0	0.00	2,000	0.00	2,000	0.00	0	0.00
NRP-WATER POLLUTION PERMIT FEE	178	0.00	5,072	0.00	5,072	0.00	0	0.00
SOLID WASTE MANAGEMENT	14,481	0.00	9,480	0.00	9,480	0.00	0	0.00
METALLIC MINERALS WASTE MGMT	4,194	0.00	13,761	0.00	13,761	0.00	0	0.00
SOIL AND WATER SALES TAX	0	0.00	249,982	0.00	249,982	0.00	0	0.00
GROUNDWATER PROTECTION	56,179	0.00	97,497	0.00	97,497	0.00	0	0.00
HAZARDOUS WASTE FUND	15,054	0.00	31,010	0.00	31,010	0.00	0	0.00
OIL AND GAS REMEDIAL	0	0.00	7,625	0.00	7,625	0.00	0	0.00

9/22/23 14:52

im_disummary

Department of Natural Resources

DECISION ITEM SUMMARY

Budget Unit								
Decision Item	FY 2023	FY 2023	FY 2024	FY 2024	FY 2025	FY 2025	*****	*****
Budget Object Summary	ACTUAL	ACTUAL	BUDGET	BUDGET	DEPT REQ	DEPT REQ	SECURED	SECURED
Fund	DOLLAR	FTE	DOLLAR	FTE	DOLLAR	FTE	COLUMN	COLUMN
GEOLOGICAL SURVEY OPERATIONS								
CORE								
EXPENSE & EQUIPMENT								
GEOLOGIC RESOURCES FUND	5,861	0.00	18,270	0.00	18,270	0.00	0	0.00
MP WRP RENEWABLE WATER PROGRAM	0	0.00	3,902	0.00	3,902	0.00	0	0.00
MINED LAND RECLAMATION	47,158	0.00	202,079	0.00	202,079	0.00	0	0.00
TOTAL - EE	1,782,895	0.00	3,444,004	0.00	2,714,358	0.00	0	0.00
TOTAL	7,125,888	93.09	12,288,987	140.58	11,559,341	138.58	0	0.00
Critical Minerals - 1780002								
PERSONAL SERVICES								
GENERAL REVENUE	0	0.00	0	0.00	245,760	4.00	0	0.00
TOTAL - PS	0	0.00	0	0.00	245,760	4.00	0	0.00
EXPENSE & EQUIPMENT								
GENERAL REVENUE	0	0.00	0	0.00	1,101,188	0.00	0	0.00
TOTAL - EE	0	0.00	0	0.00	1,101,188	0.00	0	0.00
TOTAL	0	0.00	0	0.00	1,346,948	4.00	0	0.00
Agricultural Resiliency - 1780004								
PERSONAL SERVICES								
GENERAL REVENUE	0	0.00	0	0.00	423,456	0.00	0	0.00
TOTAL - PS	0	0.00	0	0.00	423,456	0.00	0	0.00
EXPENSE & EQUIPMENT								
GENERAL REVENUE	0	0.00	0	0.00	26,544	0.00	0	0.00
TOTAL - EE	0	0.00	0	0.00	26,544	0.00	0	0.00
TOTAL	0	0.00	0	0.00	450,000	0.00	0	0.00
REGROW - 1780020								
PERSONAL SERVICES								
DEPT NATURAL RESOURCES	0	0.00	0	0.00	73,264	1.30	0	0.00
TOTAL - PS	0	0.00	0	0.00	73,264	1.30	0	0.00

9/22/23 14:52

im_disummary

Department of Natural Resources

DECISION ITEM SUMMARY

Budget Unit								
Decision Item	FY 2023	FY 2023	FY 2024	FY 2024	FY 2025	FY 2025	*****	*****
Budget Object Summary	ACTUAL	ACTUAL	BUDGET	BUDGET	DEPT REQ	DEPT REQ	SECURED	SECURED
Fund	DOLLAR	FTE	DOLLAR	FTE	DOLLAR	FTE	COLUMN	COLUMN
GEOLOGICAL SURVEY OPERATIONS								
REGROW - 1780020								
EXPENSE & EQUIPMENT								
DEPT NATURAL RESOURCES	0	0.00	0	0.00	18,759	0.00	0	0.00
TOTAL - EE	0	0.00	0	0.00	18,759	0.00	0	0.00
TOTAL	0	0.00	0	0.00	92,023	1.30	0	0.00
Nutrient Loss Reduction - 1780022								
PERSONAL SERVICES								
DEPT NATURAL RESOURCES	0	0.00	0	0.00	67,656	1.00	0	0.00
TOTAL - PS	0	0.00	0	0.00	67,656	1.00	0	0.00
EXPENSE & EQUIPMENT								
DEPT NATURAL RESOURCES	0	0.00	0	0.00	17,572	0.00	0	0.00
TOTAL - EE	0	0.00	0	0.00	17,572	0.00	0	0.00
TOTAL	0	0.00	0	0.00	85,228	1.00	0	0.00
Soil and Water Watershed Coord - 1780024								
PERSONAL SERVICES								
SOIL AND WATER SALES TAX	0	0.00	0	0.00	67,656	1.00	0	0.00
TOTAL - PS	0	0.00	0	0.00	67,656	1.00	0	0.00
EXPENSE & EQUIPMENT								
SOIL AND WATER SALES TAX	0	0.00	0	0.00	82,572	0.00	0	0.00
TOTAL - EE	0	0.00	0	0.00	82,572	0.00	0	0.00
TOTAL	0	0.00	0	0.00	150,228	1.00	0	0.00
Abandoned Mine Reclamation - 1780025								
PERSONAL SERVICES								
DEPT NATURAL RESOURCES	0	0.00	0	0.00	115,536	2.00	0	0.00
TOTAL - PS	0	0.00	0	0.00	115,536	2.00	0	0.00
EXPENSE & EQUIPMENT								
DEPT NATURAL RESOURCES	0	0.00	0	0.00	34,738	0.00	0	0.00
TOTAL - EE	0	0.00	0	0.00	34,738	0.00	0	0.00
TOTAL	0	0.00	0	0.00	150,274	2.00	0	0.00

9/22/23 14:52

im_disummary

Department of Natural Resources

DECISION ITEM SUMMARY

Budget Unit								
Decision Item	FY 2023	FY 2023	FY 2024	FY 2024	FY 2025	FY 2025	*****	*****
Budget Object Summary	ACTUAL	ACTUAL	BUDGET	BUDGET	DEPT REQ	DEPT REQ	SECURED	SECURED
Fund	DOLLAR	FTE	DOLLAR	FTE	DOLLAR	FTE	COLUMN	COLUMN
SOIL & WATER CONSERVATION								
CORE								
PERSONAL SERVICES								
DEPT NATURAL RESOURCES	251,361	4.71	0	0.00	0	0.00	0	0.00
SOIL AND WATER SALES TAX	1,047,295	19.16	0	0.00	0	0.00	0	0.00
TOTAL - PS	1,298,656	23.87	0	0.00	0	0.00	0	0.00
EXPENSE & EQUIPMENT								
DEPT NATURAL RESOURCES	9,296	0.00	0	0.00	0	0.00	0	0.00
SOIL AND WATER SALES TAX	170,041	0.00	0	0.00	0	0.00	0	0.00
TOTAL - EE	179,337	0.00	0	0.00	0	0.00	0	0.00
TOTAL	1,477,993	23.87	0	0.00	0	0.00	0	0.00
GRAND TOTAL	\$1,477,993	23.87	\$0	0.00	\$0	0.00	\$0	0.00

9/22/23 14:52

im_disummary

FLEXIBILITY REQUEST FORM

BUDGET UNIT NUMBER: 78510C, 78520C, 78851C BUDGET UNIT NAME: GEOLOGICAL SURVEY OPERATIONS; CLARENCE CANNON HOUSE BILL SECTION(S): 6.295, 6.306, 6.330	DEPARTMENT: NATURAL RESOURCES DIVISION: MISSOURI GEOLOGICAL SURVEY
---	---

1. Provide the amount by fund of personal service flexibility and the amount by fund of expense and equipment flexibility you are requesting in dollar and percentage terms and explain why the flexibility is needed. If flexibility is being requested among divisions, provide the amount by fund of flexibility you are requesting in dollar and percentage terms and explain why the flexibility is needed.

DEPARTMENT REQUEST
The Missouri Geological Survey requests retention of 25% flexibility between funds (Federal and Other) for Geological Survey Operations (78510C). Flexibility will allow the department to address unanticipated needs by aligning appropriation authority with necessary spending during the fiscal year based on funds availability to help ensure effective, responsive service delivery by the division. Also included is 3% flexibility from 6.295, 6.306, and 6.330 to 6.415 (General Revenue) related to the Legal Expense Fund.

2. Estimate how much flexibility will be used for the budget year. How much flexibility was used in the Prior Year Budget and the Current Year Budget? Please specify the amount.

PRIOR YEAR ACTUAL AMOUNT OF FLEXIBILITY USED	CURRENT YEAR ESTIMATED AMOUNT OF FLEXIBILITY THAT WILL BE USED	BUDGET REQUEST ESTIMATED AMOUNT OF FLEXIBILITY THAT WILL BE USED
\$5,000 EE Fund to Fund (Federal/Other)	Flexibility usage is difficult to estimate at this time.	Flexibility usage is difficult to estimate at this time.

3. Please explain how flexibility was used in the prior and/or current years.

PRIOR YEAR EXPLAIN ACTUAL USE	CURRENT YEAR EXPLAIN PLANNED USE
Fund-to-fund flex was used to align operating EE appropriation authority to proper funding levels based on service delivery needs during the year.	Flexibility will allow the department to address unanticipated needs by aligning appropriation authority with necessary spending during the fiscal year based on funds availability to help ensure effective, responsive service delivery by the division.

Department of Natural Resources

DECISION ITEM DETAIL

Budget Unit	FY 2023	FY 2023	FY 2024	FY 2024	FY 2025	FY 2025	*****	*****
Decision Item	ACTUAL	ACTUAL	BUDGET	BUDGET	DEPT REQ	DEPT REQ	SECURED	SECURED
Budget Object Class	DOLLAR	FTE	DOLLAR	FTE	DOLLAR	FTE	COLUMN	COLUMN
GEOLOGICAL SURVEY OPERATIONS								
CORE								
DIVISION DIRECTOR	124,994	1.05	128,669	1.00	122,891	1.00	0	0.00
DEPUTY DIVISION DIRECTOR	103,168	1.01	109,369	1.00	109,369	1.00	0	0.00
DESIGNATED PRINCIPAL ASST DIV	108,592	1.38	158,497	2.00	164,369	2.00	0	0.00
STAFF DIRECTOR	13,935	0.17	178,933	2.00	0	0.00	0	0.00
LEGAL COUNSEL	43,758	0.59	46,387	0.60	53,566	0.69	0	0.00
MISCELLANEOUS TECHNICAL	56,024	1.58	41,033	1.11	105,082	2.84	0	0.00
MISCELLANEOUS PROFESSIONAL	15,379	0.43	16,279	0.48	12,160	0.31	0	0.00
MISCELLANEOUS SUPERVISORY	180	0.00	0	0.00	0	0.00	0	0.00
SPECIAL ASST PROFESSIONAL	104,249	1.50	111,418	1.30	145,872	2.12	0	0.00
ADMIN SUPPORT ASSISTANT	90,370	2.66	195,427	5.00	145,089	3.69	0	0.00
LEAD ADMIN SUPPORT ASSISTANT	137,708	3.72	234,280	5.00	175,780	4.00	0	0.00
ADMIN SUPPORT PROFESSIONAL	122,615	2.92	203,981	4.50	357,219	7.74	0	0.00
ADMINISTRATIVE MANAGER	81,648	1.01	86,551	1.00	86,550	1.00	0	0.00
PROGRAM SPECIALIST	0	0.00	59,701	1.00	59,701	1.00	0	0.00
SENIOR PROGRAM SPECIALIST	4,392	0.06	75,430	1.00	0	0.00	0	0.00
MULTIMEDIA SPECIALIST	46,200	1.00	45,339	1.00	49,904	1.00	0	0.00
SR PUBLIC RELATIONS SPECIALIST	0	0.00	2,662	0.05	2,739	0.05	0	0.00
PUBLIC RELATIONS COORDINATOR	23,356	0.42	56,470	1.04	60,872	1.00	0	0.00
ASSISTANT ENGINEER	125,062	2.33	112,844	2.00	171,250	3.00	0	0.00
ASSOCIATE ENGINEER	146,267	2.54	197,139	3.00	152,572	2.50	0	0.00
PROFESSIONAL ENGINEER	68,062	1.00	146,836	1.90	234,101	2.90	0	0.00
SENIOR PROFESSIONAL ENGINEER	150,334	2.00	280,603	3.00	159,369	2.00	0	0.00
ENGINEER MANAGER	81,237	1.00	86,120	1.00	86,119	1.00	0	0.00
ENGNG SURVEYING & FIELD AIDE	38,614	1.00	40,934	1.00	40,934	1.00	0	0.00
ENGNG SURVEYING & FIELD TECH	229,036	5.75	254,198	6.00	257,329	6.00	0	0.00
ENVIRONMENTAL PROGRAM ASST	44,326	1.04	133,480	3.00	265,889	6.00	0	0.00
ENVIRONMENTAL PROGRAM ANALYST	988,995	19.51	1,999,909	35.81	2,645,270	38.70	0	0.00
ENVIRONMENTAL PROGRAM SPEC	1,137,283	18.54	2,099,568	30.75	1,258,935	19.00	0	0.00
ENVIRONMENTAL PROGRAM SPV	970,582	14.09	1,167,453	15.00	1,169,061	16.00	0	0.00
ENVIRONMENTAL PROGRAM MANAGER	153,666	1.78	302,102	4.00	484,339	6.00	0	0.00
ACCOUNTS ASSISTANT	0	0.00	1,032	0.03	1,057	0.03	0	0.00
SENIOR ACCOUNTS ASSISTANT	0	0.00	432	0.01	449	0.01	0	0.00

Department of Natural Resources

DECISION ITEM DETAIL

Budget Unit	FY 2023	FY 2023	FY 2024	FY 2024	FY 2025	FY 2025	*****	*****
Decision Item	ACTUAL	ACTUAL	BUDGET	BUDGET	DEPT REQ	DEPT REQ	SECURED	SECURED
Budget Object Class	DOLLAR	FTE	DOLLAR	FTE	DOLLAR	FTE	COLUMN	COLUMN
GEOLOGICAL SURVEY OPERATIONS								
CORE								
INTERMEDIATE ACCOUNTANT	3,045	0.05	65,305	1.00	69,000	1.00	0	0.00
SENIOR ACCOUNTANT	60,949	0.97	67,550	1.00	69,000	1.00	0	0.00
ARCHAEOLOGIST	0	0.00	65,221	1.00	52,176	1.00	0	0.00
MAINTENANCE/GROUNDS WORKER	31,263	0.98	33,913	1.00	35,857	1.00	0	0.00
MAINTENANCE/GROUNDS TECHNICIAN	37,704	1.01	39,918	1.00	41,113	1.00	0	0.00
TOTAL - PS	5,342,993	93.09	8,844,983	140.58	8,844,983	138.58	0	0.00
TRAVEL, IN-STATE	143,970	0.00	314,858	0.00	300,058	0.00	0	0.00
TRAVEL, OUT-OF-STATE	79,084	0.00	100,220	0.00	116,120	0.00	0	0.00
FUEL & UTILITIES	34,459	0.00	43,906	0.00	44,138	0.00	0	0.00
SUPPLIES	173,345	0.00	276,122	0.00	275,972	0.00	0	0.00
PROFESSIONAL DEVELOPMENT	111,848	0.00	170,130	0.00	183,229	0.00	0	0.00
COMMUNICATION SERV & SUPP	74,725	0.00	96,974	0.00	104,774	0.00	0	0.00
PROFESSIONAL SERVICES	1,003,819	0.00	1,825,361	0.00	1,304,361	0.00	0	0.00
HOUSEKEEPING & JANITORIAL SERV	6,384	0.00	9,626	0.00	9,576	0.00	0	0.00
M&R SERVICES	24,186	0.00	65,204	0.00	68,204	0.00	0	0.00
COMPUTER EQUIPMENT	0	0.00	910	0.00	0	0.00	0	0.00
MOTORIZED EQUIPMENT	0	0.00	6,004	0.00	6,004	0.00	0	0.00
OFFICE EQUIPMENT	4,647	0.00	33,454	0.00	33,486	0.00	0	0.00
OTHER EQUIPMENT	104,955	0.00	429,321	0.00	210,521	0.00	0	0.00
PROPERTY & IMPROVEMENTS	8,857	0.00	30,454	0.00	16,454	0.00	0	0.00
BUILDING LEASE PAYMENTS	725	0.00	5,340	0.00	5,341	0.00	0	0.00
EQUIPMENT RENTALS & LEASES	1,129	0.00	9,850	0.00	9,850	0.00	0	0.00
MISCELLANEOUS EXPENSES	10,762	0.00	26,270	0.00	26,270	0.00	0	0.00
TOTAL - EE	1,782,895	0.00	3,444,004	0.00	2,714,358	0.00	0	0.00
GRAND TOTAL	\$7,125,888	93.09	\$12,288,987	140.58	\$11,559,341	138.58	\$0	0.00
GENERAL REVENUE	\$4,076,532	45.23	\$5,587,559	43.28	\$4,862,559	43.28		0.00
FEDERAL FUNDS	\$1,550,255	22.29	\$2,479,031	34.17	\$2,474,385	32.17		0.00
OTHER FUNDS	\$1,499,101	25.57	\$4,222,397	63.13	\$4,222,397	63.13		0.00

Department of Natural Resources

DECISION ITEM DETAIL

Budget Unit	FY 2023	FY 2023	FY 2024	FY 2024	FY 2025	FY 2025	*****	*****
Decision Item	ACTUAL	ACTUAL	BUDGET	BUDGET	DEPT REQ	DEPT REQ	SECURED	SECURED
Budget Object Class	DOLLAR	FTE	DOLLAR	FTE	DOLLAR	FTE	COLUMN	COLUMN
SOIL & WATER CONSERVATION								
CORE								
STAFF DIRECTOR	13,500	0.17	0	0.00	0	0.00	0	0.00
MISCELLANEOUS TECHNICAL	565	0.02	0	0.00	0	0.00	0	0.00
SPECIAL ASST PROFESSIONAL	23,111	0.30	0	0.00	0	0.00	0	0.00
ADMIN SUPPORT ASSISTANT	118	0.00	0	0.00	0	0.00	0	0.00
LEAD ADMIN SUPPORT ASSISTANT	1,773	0.05	0	0.00	0	0.00	0	0.00
ADMIN SUPPORT PROFESSIONAL	95,440	2.00	0	0.00	0	0.00	0	0.00
PROGRAM SPECIALIST	56,316	1.00	0	0.00	0	0.00	0	0.00
SR PUBLIC RELATIONS SPECIALIST	2,446	0.05	0	0.00	0	0.00	0	0.00
PUBLIC RELATIONS COORDINATOR	2,261	0.04	0	0.00	0	0.00	0	0.00
ENVIRONMENTAL PROGRAM ASST	92,609	2.21	0	0.00	0	0.00	0	0.00
ENVIRONMENTAL PROGRAM ANALYST	565,658	11.20	0	0.00	0	0.00	0	0.00
ENVIRONMENTAL PROGRAM SPEC	55,467	1.00	0	0.00	0	0.00	0	0.00
ENVIRONMENTAL PROGRAM SPV	63,722	1.00	0	0.00	0	0.00	0	0.00
ENVIRONMENTAL PROGRAM MANAGER	249,302	3.53	0	0.00	0	0.00	0	0.00
ACCOUNTS ASSISTANT	778	0.02	0	0.00	0	0.00	0	0.00
SENIOR ACCOUNTS ASSISTANT	481	0.01	0	0.00	0	0.00	0	0.00
INTERMEDIATE ACCOUNTANT	58,557	0.95	0	0.00	0	0.00	0	0.00
ARCHAEOLOGIST	16,552	0.32	0	0.00	0	0.00	0	0.00
TOTAL - PS	1,298,656	23.87	0	0.00	0	0.00	0	0.00
TRAVEL, IN-STATE	49,830	0.00	0	0.00	0	0.00	0	0.00
TRAVEL, OUT-OF-STATE	12,136	0.00	0	0.00	0	0.00	0	0.00
SUPPLIES	15,121	0.00	0	0.00	0	0.00	0	0.00
PROFESSIONAL DEVELOPMENT	17,063	0.00	0	0.00	0	0.00	0	0.00
COMMUNICATION SERV & SUPP	12,797	0.00	0	0.00	0	0.00	0	0.00
PROFESSIONAL SERVICES	54,549	0.00	0	0.00	0	0.00	0	0.00
M&R SERVICES	4,442	0.00	0	0.00	0	0.00	0	0.00
OFFICE EQUIPMENT	5,100	0.00	0	0.00	0	0.00	0	0.00
OTHER EQUIPMENT	1,665	0.00	0	0.00	0	0.00	0	0.00
BUILDING LEASE PAYMENTS	2,686	0.00	0	0.00	0	0.00	0	0.00
EQUIPMENT RENTALS & LEASES	75	0.00	0	0.00	0	0.00	0	0.00

Department of Natural Resources

DECISION ITEM DETAIL

Budget Unit	FY 2023	FY 2023	FY 2024	FY 2024	FY 2025	FY 2025	*****	*****
Decision Item	ACTUAL	ACTUAL	BUDGET	BUDGET	DEPT REQ	DEPT REQ	SECURED	SECURED
Budget Object Class	DOLLAR	FTE	DOLLAR	FTE	DOLLAR	FTE	COLUMN	COLUMN
SOIL & WATER CONSERVATION								
CORE								
MISCELLANEOUS EXPENSES	3,873	0.00	0	0.00	0	0.00	0	0.00
TOTAL - EE	179,337	0.00	0	0.00	0	0.00	0	0.00
GRAND TOTAL	\$1,477,993	23.87	\$0	0.00	\$0	0.00	\$0	0.00
GENERAL REVENUE	\$0	0.00	\$0	0.00	\$0	0.00		0.00
FEDERAL FUNDS	\$260,657	4.71	\$0	0.00	\$0	0.00		0.00
OTHER FUNDS	\$1,217,336	19.16	\$0	0.00	\$0	0.00		0.00

CORE DECISION ITEM

Department of Natural Resources	Budget Unit <u>78525C</u>
Missouri Geological Survey	
Resource Development & Sustainability PSD Core	HB Section <u>6.305</u>

1. CORE FINANCIAL SUMMARY

	FY 2025 Budget Request			
	GR	Federal	Other	Total
PS	0	0	0	0
EE	924,920	0	3,750,000	4,674,920
PSD	0	0	44,437,310	44,437,310
TRF	0	0	0	0
Total	924,920	0	48,187,310	49,112,230

FTE 0.00 0.00 0.00 0.00

Est. Fringe	0	0	0	0
--------------------	---	---	---	---

Note: Fringes budgeted in House Bill 5 except for certain fringes budgeted directly to MoDOT, Highway Patrol, and Conservation.

	FY 2025 Governor's Recommendation			
	GR	Fed	Other	Total
PS	0	0	0	0
EE	0	0	0	0
PSD	0	0	0	0
TRF	0	0	0	0
Total	0	0	0	0

FTE 0.00 0.00 0.00 0.00

Est. Fringe	0	0	0	0
--------------------	---	---	---	---

Note: Fringes budgeted in House Bill 5 except for certain fringes budgeted directly to MoDOT, Highway Patrol, and Conservation.

Other Funds: Multipurpose Water Resource Program Fund (0815)

Core Reallocation: The FY 2025 Budget Request includes a core reallocation of \$37,437,310 from the Resource Development & Sustainability PSD budget unit to a separate Multipurpose Water Resource Program Transfer budget unit.

2. CORE DESCRIPTION

Water Resources Center, provides management and oversight of the following pass-through programs:

Multipurpose Water Resource Program PSD: The Multipurpose Water Resource Program fund is intended to support development of public water supply, flood control storage, and treatment and transmission facilities. The Multipurpose Water Resource Act authorizes the department to administer moneys appropriated to the fund through provision of grants or other financial assistance and allows for the state to participate with a sponsor in the development, construction, or renovation of a water resource project providing a long-term solution to water supply needs.

State Water Plan: This appropriation is used for professional services to implement the State Water Plan and advance the department's efforts and responsibilities to ensure that the availability of water resources supports Missouri's current and future beneficial uses and is not a limiting factor in economic growth. The primary areas of this effort include water supply availability, drought response, watershed feasibility studies, and addressing interstate water needs.

CORE DECISION ITEM

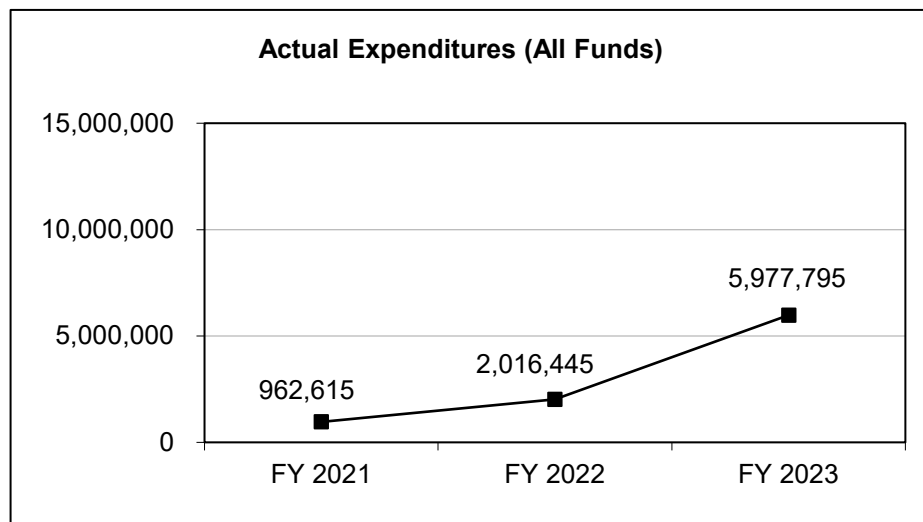
Department of Natural Resources	Budget Unit <u>78525C</u>
Missouri Geological Survey	
Resource Development & Sustainability PSD Core	HB Section <u>6.305</u>

3. PROGRAM LISTING (list programs included in this core funding)

Missouri Geological Survey

4. FINANCIAL HISTORY

	FY 2021 Actual	FY 2022 Actual	FY 2023 Actual	FY 2024 Current Yr.
Appropriation (All Funds)	25,939,962	18,612,230	33,612,230	49,112,230
Less Reverted (All Funds)	(27,748)	(27,748)	(27,748)	(27,748)
Less Restricted (All Funds)	0	0	0	0
Budget Authority (All Funds)	25,912,214	18,584,482	33,584,482	49,084,482
Actual Expenditures (All Funds)	962,615	2,016,445	5,977,795	N/A
Unexpended (All Funds)	24,949,599	16,568,037	27,606,687	N/A
Unexpended, by Fund:				
General Revenue	146	0	0	N/A
Federal	0	0	0	N/A
Other	24,949,453	16,568,037	27,606,687	N/A



Reverted includes the statutory three-percent reserve amount (when applicable).

Restricted includes any Governor's Expenditure Restrictions which remained at the end of the fiscal year (when applicable).

NOTES:

FY 2021 - FY 2023: The majority of lapse is attributed to the Multipurpose Water Resource Program (Other). Appropriations are set to allow the department to encumber all contracts in place at any one time even though expenditures could occur over multiple years.

FY 2024: Appropriations include Multipurpose Water Resource Program \$48,187,310 and State Water Plan \$924,920.

CORE RECONCILIATION DETAIL

DEPARTMENT OF NATURAL RESOURCES RESOURCE DEV & SUSTAINABILITY

5. CORE RECONCILIATION DETAIL

		Budget Class	FTE	GR	Federal	Other	Total	Explanation
TAFP AFTER VETOES								
		EE	0.00	924,920	0	3,750,000	4,674,920	
		PD	0.00	0	0	44,437,310	44,437,310	
		TRF	0.00	37,437,310	0	0	37,437,310	
		Total	0.00	38,362,230	0	48,187,310	86,549,540	
DEPARTMENT CORE ADJUSTMENTS								
Core Reallocation	1629 T224	TRF	0.00	(37,437,310)	0	0	(37,437,310)	Core reallocation from Resource Development & Sustainability PSD budget unit to Multipurpose Water Resource Program Transfer budget unit.
NET DEPARTMENT CHANGES			0.00	(37,437,310)	0	0	(37,437,310)	
DEPARTMENT CORE REQUEST								
		EE	0.00	924,920	0	3,750,000	4,674,920	
		PD	0.00	0	0	44,437,310	44,437,310	
		TRF	0.00	0	0	0	0	
		Total	0.00	924,920	0	48,187,310	49,112,230	
GOVERNOR'S RECOMMENDED CORE								
		EE	0.00	924,920	0	3,750,000	4,674,920	
		PD	0.00	0	0	44,437,310	44,437,310	
		TRF	0.00	0	0	0	0	
		Total	0.00	924,920	0	48,187,310	49,112,230	

Department of Natural Resources

DECISION ITEM SUMMARY

Budget Unit								
Decision Item	FY 2023	FY 2023	FY 2024	FY 2024	FY 2025	FY 2025	*****	*****
Budget Object Summary	ACTUAL	ACTUAL	BUDGET	BUDGET	DEPT REQ	DEPT REQ	SECURED	SECURED
Fund	DOLLAR	FTE	DOLLAR	FTE	DOLLAR	FTE	COLUMN	COLUMN
RESOURCE DEV & SUSTAINABILITY								
CORE								
EXPENSE & EQUIPMENT								
GENERAL REVENUE	897,172	0.00	924,920	0.00	924,920	0.00	0	0.00
MP WRP RENEWABLE WATER PROGRAM	1,002,287	0.00	3,750,000	0.00	3,750,000	0.00	0	0.00
TOTAL - EE	1,899,459	0.00	4,674,920	0.00	4,674,920	0.00	0	0.00
PROGRAM-SPECIFIC								
MP WRP RENEWABLE WATER PROGRAM	4,078,336	0.00	44,437,310	0.00	44,437,310	0.00	0	0.00
TOTAL - PD	4,078,336	0.00	44,437,310	0.00	44,437,310	0.00	0	0.00
FUND TRANSFERS								
GENERAL REVENUE	30,979,191	0.00	37,437,310	0.00	0	0.00	0	0.00
TOTAL - TRF	30,979,191	0.00	37,437,310	0.00	0	0.00	0	0.00
TOTAL	36,956,986	0.00	86,549,540	0.00	49,112,230	0.00	0	0.00
MO River Flood Risk Studies - 1780003								
EXPENSE & EQUIPMENT								
GENERAL REVENUE	0	0.00	0	0.00	5,154,639	0.00	0	0.00
TOTAL - EE	0	0.00	0	0.00	5,154,639	0.00	0	0.00
TOTAL	0	0.00	0	0.00	5,154,639	0.00	0	0.00
Agricultural Resiliency - 1780004								
EXPENSE & EQUIPMENT								
GENERAL REVENUE	0	0.00	0	0.00	500,000	0.00	0	0.00
TOTAL - EE	0	0.00	0	0.00	500,000	0.00	0	0.00
PROGRAM-SPECIFIC								
GENERAL REVENUE	0	0.00	0	0.00	9,050,000	0.00	0	0.00
TOTAL - PD	0	0.00	0	0.00	9,050,000	0.00	0	0.00
TOTAL	0	0.00	0	0.00	9,550,000	0.00	0	0.00
Flood Resiliency Program Imple - 1780014								
EXPENSE & EQUIPMENT								
FLOOD RESILIENCY IMPROVEMENT	0	0.00	0	0.00	100,000	0.00	0	0.00
TOTAL - EE	0	0.00	0	0.00	100,000	0.00	0	0.00

9/22/23 14:52

im_disummary

Department of Natural Resources

DECISION ITEM SUMMARY

Budget Unit								
Decision Item	FY 2023	FY 2023	FY 2024	FY 2024	FY 2025	FY 2025	*****	*****
Budget Object Summary	ACTUAL	ACTUAL	BUDGET	BUDGET	DEPT REQ	DEPT REQ	SECURED	SECURED
Fund	DOLLAR	FTE	DOLLAR	FTE	DOLLAR	FTE	COLUMN	COLUMN
RESOURCE DEV & SUSTAINABILITY								
Flood Resiliency Program Imple - 1780014								
PROGRAM-SPECIFIC								
FLOOD RESILIENCY IMPROVEMENT	0	0.00	0	0.00	600,000	0.00	0	0.00
TOTAL - PD	0	0.00	0	0.00	600,000	0.00	0	0.00
TOTAL	0	0.00	0	0.00	700,000	0.00	0	0.00
GRAND TOTAL								
	\$36,956,986	0.00	\$86,549,540	0.00	\$64,516,869	0.00	\$0	0.00

Department of Natural Resources

DECISION ITEM DETAIL

Budget Unit	FY 2023	FY 2023	FY 2024	FY 2024	FY 2025	FY 2025	*****	*****
Decision Item	ACTUAL	ACTUAL	BUDGET	BUDGET	DEPT REQ	DEPT REQ	SECURED	SECURED
Budget Object Class	DOLLAR	FTE	DOLLAR	FTE	DOLLAR	FTE	COLUMN	COLUMN
RESOURCE DEV & SUSTAINABILITY								
CORE								
SUPPLIES	0	0.00	20,000	0.00	20,000	0.00	0	0.00
PROFESSIONAL SERVICES	1,899,459	0.00	4,654,920	0.00	4,654,920	0.00	0	0.00
TOTAL - EE	1,899,459	0.00	4,674,920	0.00	4,674,920	0.00	0	0.00
PROGRAM DISTRIBUTIONS	4,078,336	0.00	44,437,310	0.00	44,437,310	0.00	0	0.00
TOTAL - PD	4,078,336	0.00	44,437,310	0.00	44,437,310	0.00	0	0.00
TRANSFERS OUT	30,979,191	0.00	37,437,310	0.00	0	0.00	0	0.00
TOTAL - TRF	30,979,191	0.00	37,437,310	0.00	0	0.00	0	0.00
GRAND TOTAL	\$36,956,986	0.00	\$86,549,540	0.00	\$49,112,230	0.00	\$0	0.00
GENERAL REVENUE	\$31,876,363	0.00	\$38,362,230	0.00	\$924,920	0.00		0.00
FEDERAL FUNDS	\$0	0.00	\$0	0.00	\$0	0.00		0.00
OTHER FUNDS	\$5,080,623	0.00	\$48,187,310	0.00	\$48,187,310	0.00		0.00

CORE DECISION ITEM

Department of Natural Resources	Budget Unit <u>79465C</u>
Missouri Geological Survey	
Mined Land Reclamation & Studies PSD Core	HB Section <u>6.310</u>

1. CORE FINANCIAL SUMMARY

	FY 2025 Budget Request			
	GR	Federal	Other	Total
PS	0	0	0	0
EE	0	9,232,499	349,999	9,582,498
PSD	0	1,001	1	1,002
TRF	0	0	0	0
Total	0	9,233,500	350,000	9,583,500

FTE 0.00 0.00 0.00 0.00

Est. Fringe	0	0	0	0
--------------------	---	---	---	---

Note: Fringes budgeted in House Bill 5 except for certain fringes budgeted directly to MoDOT, Highway Patrol, and Conservation.

	FY 2025 Governor's Recommendation			
	GR	Fed	Other	Total
PS	0	0	0	0
EE	0	0	0	0
PSD	0	0	0	0
TRF	0	0	0	0
Total	0	0	0	0

FTE 0.00 0.00 0.00 0.00

Est. Fringe	0	0	0	0
--------------------	---	---	---	---

Note: Fringes budgeted in House Bill 5 except for certain fringes budgeted directly to MoDOT, Highway Patrol, and Conservation.

Other Funds: Mined Land Reclamation Fund (0906)

2. CORE DESCRIPTION

The division's Land Reclamation Program provides management and oversight of the following programs:

The Abandoned Mine Land (AML) unit oversees the reclamation of abandoned mine sites in Missouri, including sites abandoned prior to the Surface Mining Control and Reclamation Act of 1977. For coal sites abandoned prior to 1977, the program uses federal funds to directly contract for the reclamation activities at these sites.

The Mined Land Reclamation Fund PSD provides appropriation authority for reclamation of sites where bonds have been forfeited on permit-revoked mine sites. Reclamation involves work to restore mined lands to productive uses such as agricultural, wildlife habitat, water impoundment, or development. The program may collect reclamation bonds and directly contract for the reclamation activities, or the program may allow the surety bond holder to perform the reclamation in place of the original permit holder.

3. PROGRAM LISTING (list programs included in this core funding)

Missouri Geological Survey

CORE DECISION ITEM

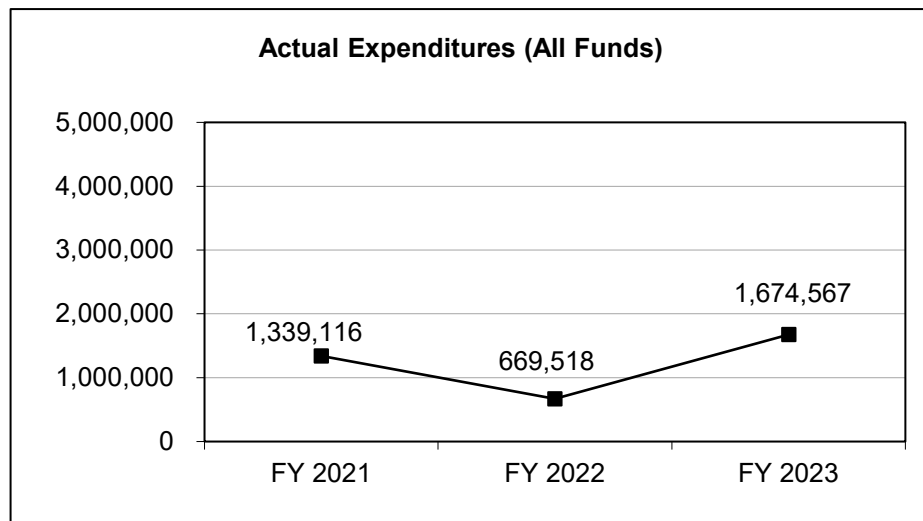
Department of Natural Resources
Missouri Geological Survey
Mined Land Reclamation & Studies PSD Core

Budget Unit 79465C

HB Section 6.310

4. FINANCIAL HISTORY

	FY 2021 Actual	FY 2022 Actual	FY 2023 Actual	FY 2024 Current Yr.
Appropriation (All Funds)	4,083,500	4,083,500	9,583,500	9,583,500
Less Reverted (All Funds)	0	0	0	0
Less Restricted (All Funds)	0	0	0	0
Budget Authority (All Funds)	4,083,500	4,083,500	9,583,500	9,583,500
Actual Expenditures (All Funds)	1,339,116	669,518	1,674,567	N/A
Unexpended (All Funds)	2,744,384	3,413,982	7,908,933	N/A
Unexpended, by Fund:				
General Revenue	0	0	0	N/A
Federal	2,394,384	3,073,773	7,568,724	N/A
Other	350,000	340,209	340,209	N/A



Reverted includes the statutory three-percent reserve amount (when applicable).

Restricted includes any Governor's Expenditure Restrictions which remained at the end of the fiscal year (when applicable).

NOTES:

FY 2021 - FY 2023: The majority of lapses are attributed to the Land Reclamation PSD (Federal). Appropriations are set to allow the department to encumber all contracts in place at any one time even though expenditures could occur over multiple years. In addition, the division continuously looks for federal funding opportunities or partnerships to maximize these appropriations to fulfill our mission.

FY 2024: PSD appropriations are aligned to deliver results to citizens and are: Land Reclamation Bond Forfeitures \$350,000; AML Reclamation \$9,232,500; and Small Operator Assistance \$1,000.

CORE RECONCILIATION DETAIL

**DEPARTMENT OF NATURAL RESOURCES
MINED LAND RECLAM & STUDIES**

5. CORE RECONCILIATION DETAIL

	Budget Class	FTE	GR	Federal	Other	Total	Explanation
TAFP AFTER VETOES							
	EE	0.00	0	9,232,499	349,999	9,582,498	
	PD	0.00	0	1,001	1	1,002	
	Total	0.00	0	9,233,500	350,000	9,583,500	
DEPARTMENT CORE REQUEST							
	EE	0.00	0	9,232,499	349,999	9,582,498	
	PD	0.00	0	1,001	1	1,002	
	Total	0.00	0	9,233,500	350,000	9,583,500	
GOVERNOR'S RECOMMENDED CORE							
	EE	0.00	0	9,232,499	349,999	9,582,498	
	PD	0.00	0	1,001	1	1,002	
	Total	0.00	0	9,233,500	350,000	9,583,500	

Department of Natural Resources

DECISION ITEM SUMMARY

Budget Unit								
Decision Item	FY 2023	FY 2023	FY 2024	FY 2024	FY 2025	FY 2025	*****	*****
Budget Object Summary	ACTUAL	ACTUAL	BUDGET	BUDGET	DEPT REQ	DEPT REQ	SECURED	SECURED
Fund	DOLLAR	FTE	DOLLAR	FTE	DOLLAR	FTE	COLUMN	COLUMN
MINED LAND RECLAM & STUDIES								
CORE								
EXPENSE & EQUIPMENT								
DEPT NATURAL RESOURCES	1,664,776	0.00	9,232,499	0.00	9,232,499	0.00	0	0.00
MINED LAND RECLAMATION	9,791	0.00	349,999	0.00	349,999	0.00	0	0.00
TOTAL - EE	1,674,567	0.00	9,582,498	0.00	9,582,498	0.00	0	0.00
PROGRAM-SPECIFIC								
DEPT NATURAL RESOURCES	0	0.00	1,001	0.00	1,001	0.00	0	0.00
MINED LAND RECLAMATION	0	0.00	1	0.00	1	0.00	0	0.00
TOTAL - PD	0	0.00	1,002	0.00	1,002	0.00	0	0.00
TOTAL	1,674,567	0.00	9,583,500	0.00	9,583,500	0.00	0	0.00
GRAND TOTAL	\$1,674,567	0.00	\$9,583,500	0.00	\$9,583,500	0.00	\$0	0.00

9/22/23 14:52

im_disummary

Department of Natural Resources

DECISION ITEM DETAIL

Budget Unit	FY 2023	FY 2023	FY 2024	FY 2024	FY 2025	FY 2025	*****	*****
Decision Item	ACTUAL	ACTUAL	BUDGET	BUDGET	DEPT REQ	DEPT REQ	SECURED	SECURED
Budget Object Class	DOLLAR	FTE	DOLLAR	FTE	DOLLAR	FTE	COLUMN	COLUMN
MINED LAND RECLAM & STUDIES								
CORE								
SUPPLIES	0	0.00	64,502	0.00	64,502	0.00	0	0.00
PROFESSIONAL SERVICES	1,674,567	0.00	9,517,989	0.00	9,517,989	0.00	0	0.00
M&R SERVICES	0	0.00	2	0.00	2	0.00	0	0.00
OTHER EQUIPMENT	0	0.00	2	0.00	2	0.00	0	0.00
PROPERTY & IMPROVEMENTS	0	0.00	1	0.00	1	0.00	0	0.00
MISCELLANEOUS EXPENSES	0	0.00	2	0.00	2	0.00	0	0.00
TOTAL - EE	1,674,567	0.00	9,582,498	0.00	9,582,498	0.00	0	0.00
PROGRAM DISTRIBUTIONS	0	0.00	1,002	0.00	1,002	0.00	0	0.00
TOTAL - PD	0	0.00	1,002	0.00	1,002	0.00	0	0.00
GRAND TOTAL	\$1,674,567	0.00	\$9,583,500	0.00	\$9,583,500	0.00	\$0	0.00
GENERAL REVENUE	\$0	0.00	\$0	0.00	\$0	0.00		0.00
FEDERAL FUNDS	\$1,664,776	0.00	\$9,233,500	0.00	\$9,233,500	0.00		0.00
OTHER FUNDS	\$9,791	0.00	\$350,000	0.00	\$350,000	0.00		0.00

CORE DECISION ITEM

Department of Natural Resources	Budget Unit <u>78526C</u>
Missouri Geological Survey	
Oil and Gas Wells PSD Core	HB Section <u>6.315</u>

1. CORE FINANCIAL SUMMARY

	FY 2025 Budget Request			
	GR	Federal	Other	Total
PS	0	0	0	0
EE	0	3,830,000	150,000	3,980,000
PSD	0	0	0	0
TRF	0	0	0	0
Total	0	3,830,000	150,000	3,980,000

FTE 0.00 0.00 0.00 0.00

Est. Fringe	0	0	0	0
--------------------	---	---	---	---

Note: Fringes budgeted in House Bill 5 except for certain fringes budgeted directly to MoDOT, Highway Patrol, and Conservation.

	FY 2025 Governor's Recommendation			
	GR	Fed	Other	Total
PS	0	0	0	0
EE	0	0	0	0
PSD	0	0	0	0
TRF	0	0	0	0
Total	0	0	0	0

FTE 0.00 0.00 0.00 0.00

Est. Fringe	0	0	0	0
--------------------	---	---	---	---

Note: Fringes budgeted in House Bill 5 except for certain fringes budgeted directly to MoDOT, Highway Patrol, and Conservation.

Other Funds: Oil and Gas Remedial Fund (0699)

Core Reallocation: The FY 2025 Budget Request includes a core reallocation of \$3,830,000 to the Oil and Gas Wells PSD budget unit from the Abandoned Oil & Gas Wells PSD budget unit.

2. CORE DESCRIPTION

The division's Geological Survey Program provides management and oversight of the following pass-through programs:

Oil and Gas Remedial Fund: This appropriation is used to plug abandoned oil and gas wells that have the potential to impact surface and groundwater resources and may pose a threat to human health. The fund is also used to handle emergency situations, such as a leaking gas well.

Abandoned Oil and Gas Wells: This federal appropriation from Bipartisan Infrastructure Law funding is used to supplement and sustain an abandoned oil and gas well program in Missouri. This funding is used to assess, inventory, plug and remediate, and reclaim abandoned oil and gas wells and surrounding land for new beneficial purposes. This strengthens the Oil and Gas Remedial Fund, which is currently inadequate to address liabilities associated with abandoned oil and gas wells.

CORE DECISION ITEM

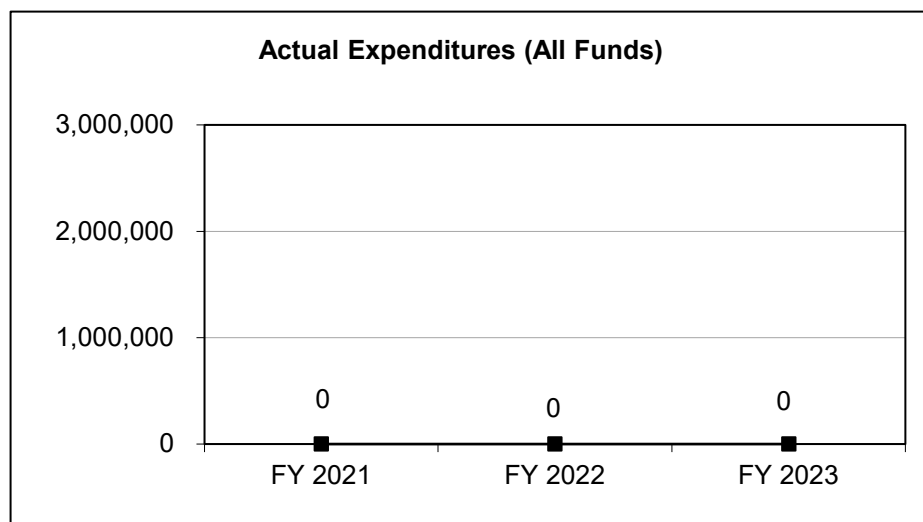
Department of Natural Resources	Budget Unit <u>78526C</u>
Missouri Geological Survey	
Oil and Gas Wells PSD Core	HB Section <u>6.315</u>

3. PROGRAM LISTING (list programs included in this core funding)

Missouri Geological Survey

4. FINANCIAL HISTORY

	FY 2021 Actual	FY 2022 Actual	FY 2023 Actual	FY 2024 Current Yr.
Appropriation (All Funds)	150,000	150,000	150,000	150,000
Less Reverted (All Funds)	0	0	0	0
Less Restricted (All Funds)*	0	0	0	0
Budget Authority (All Funds)	150,000	150,000	150,000	150,000
Actual Expenditures (All Funds)	0	0	0	N/A
Unexpended (All Funds)	150,000	150,000	150,000	N/A
Unexpended, by Fund:				
General Revenue	0	0	0	N/A
Federal	0	0	0	N/A
Other	150,000	150,000	150,000	N/A



Reverted includes the statutory three-percent reserve amount (when applicable).

Restricted includes any Governor's Expenditure Restrictions which remained at the end of the fiscal year (when applicable).

NOTES:

FY 2021 - FY 2023: Lapse occurred due to no emergency situations addressed, and federal funds related to the Abandoned Oil and Gas Wells appropriation are yet to be awarded. Once awarded these projects will require contracts over multiple years.

FY 2024: PSD appropriations are aligned to deliver results to citizens and are: Oil and Gas Remedial Fund \$150,000; and Abandoned Oil and Gas Wells \$3,830,000 (We are anticipating receiving an initial small scale grant award of \$4.8 million in FY 2024. Of this amount, \$3.7 million is contractual. We will also be applying for a formula grant and will likely be receiving this in FY 2024. Encumbrances/expenditures are anticipated to begin in FY 2024.)

CORE RECONCILIATION DETAIL

**DEPARTMENT OF NATURAL RESOURCES
OIL AND GAS WELLS PSD**

5. CORE RECONCILIATION DETAIL

		Budget Class	FTE	GR	Federal	Other	Total	Explanation
TAFP AFTER VETOES								
		EE	0.00	0	0	150,000	150,000	
		Total	0.00	0	0	150,000	150,000	
DEPARTMENT CORE ADJUSTMENTS								
Core Reallocation	1633 9034	EE	0.00	0	3,830,000	0	3,830,000	Core reallocation to the Oil and Gas Wells PSD budget unit from the Abandoned Oil & Gas Wells PSD budget unit.
NET DEPARTMENT CHANGES			0.00	0	3,830,000	0	3,830,000	
DEPARTMENT CORE REQUEST								
		EE	0.00	0	3,830,000	150,000	3,980,000	
		Total	0.00	0	3,830,000	150,000	3,980,000	
GOVERNOR'S RECOMMENDED CORE								
		EE	0.00	0	3,830,000	150,000	3,980,000	
		Total	0.00	0	3,830,000	150,000	3,980,000	

Department of Natural Resources

DECISION ITEM SUMMARY

Budget Unit								
Decision Item	FY 2023	FY 2023	FY 2024	FY 2024	FY 2025	FY 2025	*****	*****
Budget Object Summary	ACTUAL	ACTUAL	BUDGET	BUDGET	DEPT REQ	DEPT REQ	SECURED	SECURED
Fund	DOLLAR	FTE	DOLLAR	FTE	DOLLAR	FTE	COLUMN	COLUMN
OIL AND GAS WELLS PSD								
CORE								
EXPENSE & EQUIPMENT								
DEPT NATURAL RESOURCES	0	0.00	0	0.00	3,830,000	0.00	0	0.00
OIL AND GAS REMEDIAL	0	0.00	150,000	0.00	150,000	0.00	0	0.00
TOTAL - EE	0	0.00	150,000	0.00	3,980,000	0.00	0	0.00
TOTAL	0	0.00	150,000	0.00	3,980,000	0.00	0	0.00
REGROW - 1780020								
EXPENSE & EQUIPMENT								
DEPT NATURAL RESOURCES	0	0.00	0	0.00	24,903,234	0.00	0	0.00
TOTAL - EE	0	0.00	0	0.00	24,903,234	0.00	0	0.00
TOTAL	0	0.00	0	0.00	24,903,234	0.00	0	0.00
GRAND TOTAL	\$0	0.00	\$150,000	0.00	\$28,883,234	0.00	\$0	0.00

Department of Natural Resources

DECISION ITEM DETAIL

Budget Unit	FY 2023	FY 2023	FY 2024	FY 2024	FY 2025	FY 2025	*****	*****
Decision Item	ACTUAL	ACTUAL	BUDGET	BUDGET	DEPT REQ	DEPT REQ	SECURED	SECURED
Budget Object Class	DOLLAR	FTE	DOLLAR	FTE	DOLLAR	FTE	COLUMN	COLUMN
OIL AND GAS WELLS PSD								
CORE								
PROFESSIONAL SERVICES	0	0.00	150,000	0.00	3,980,000	0.00	0	0.00
TOTAL - EE	0	0.00	150,000	0.00	3,980,000	0.00	0	0.00
GRAND TOTAL	\$0	0.00	\$150,000	0.00	\$3,980,000	0.00	\$0	0.00
GENERAL REVENUE	\$0	0.00	\$0	0.00	\$0	0.00		0.00
FEDERAL FUNDS	\$0	0.00	\$0	0.00	\$3,830,000	0.00		0.00
OTHER FUNDS	\$0	0.00	\$150,000	0.00	\$150,000	0.00		0.00

CORE DECISION ITEM

Department of Natural Resources	Budget Unit <u>78527C</u>
Missouri Geological Survey	
Abandoned Oil & Gas Wells PSD Core	HB Section <u>6.320</u>

1. CORE FINANCIAL SUMMARY

	FY 2025 Budget Request			
	GR	Federal	Other	Total
PS	0	0	0	0
EE	0	0	0	0
PSD	0	0	0	0
TRF	0	0	0	0
Total	0	0	0	0

FTE 0.00 0.00 0.00 0.00

Est. Fringe	0	0	0	0
--------------------	---	---	---	---

Note: Fringes budgeted in House Bill 5 except for certain fringes budgeted directly to MoDOT, Highway Patrol, and Conservation.

	FY 2025 Governor's Recommendation			
	GR	Fed	Other	Total
PS	0	0	0	0
EE	0	0	0	0
PSD	0	0	0	0
TRF	0	0	0	0
Total	0	0	0	0

FTE 0.00 0.00 0.00 0.00

Est. Fringe	0	0	0	0
--------------------	---	---	---	---

Note: Fringes budgeted in House Bill 5 except for certain fringes budgeted directly to MoDOT, Highway Patrol, and Conservation.

Other Funds: Not applicable

Core Reallocation: The FY 2025 Budget Request includes a core reallocation of \$3,830,000 from the Abandoned Oil & Gas Wells PSD budget unit to the Oil and Gas Wells PSD budget unit.

2. CORE DESCRIPTION

The division's Geological Survey Program provides management and oversight of the following pass-through program:

Abandoned Oil & Gas Wells: This federal appropriation from Bipartisan Infrastructure Law funding is used to supplement and sustain an abandoned oil and gas well program in Missouri. This funding is used to assess, inventory, plug and remediate, and reclaim abandoned oil and gas wells and surrounding land for new beneficial purposes. This strengthens the Oil and Gas Remedial Fund, which is currently inadequate to address liabilities associated with abandoned oil and gas wells.

3. PROGRAM LISTING (list programs included in this core funding)

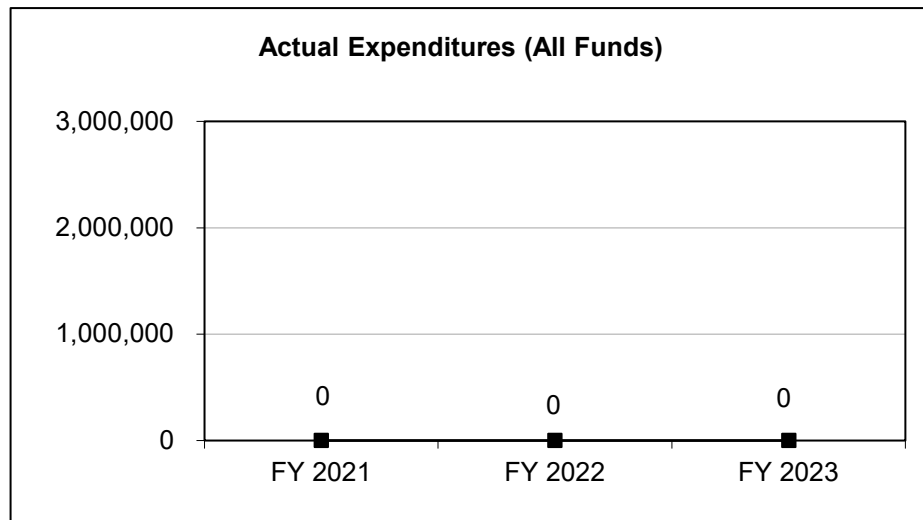
Missouri Geological Survey

CORE DECISION ITEM

Department of Natural Resources	Budget Unit <u>78527C</u>
Missouri Geological Survey	
Abandoned Oil & Gas Wells PSD Core	HB Section <u>6.320</u>

4. FINANCIAL HISTORY

	FY 2021 Actual	FY 2022 Actual	FY 2023 Actual	FY 2024 Current Yr.
Appropriation (All Funds)	0	0	3,830,000	3,830,000
Less Reverted (All Funds)	0	0	0	0
Less Restricted (All Funds)*	0	0	0	0
Budget Authority (All Funds)	0	0	3,830,000	3,830,000
Actual Expenditures (All Funds)	0	0	0	N/A
Unexpended (All Funds)	0	0	3,830,000	N/A
Unexpended, by Fund:				
General Revenue	0	0	0	N/A
Federal	0	0	3,830,000	N/A
Other	0	0	0	N/A



Reverted includes the statutory three-percent reserve amount (when applicable).

Restricted includes any Governor's Expenditure Restrictions which remained at the end of the fiscal year (when applicable).

NOTES:

FY 2023: New in the FY 2023 budget is federal Abandoned Oil and Gas Wells authority. Lapse occurred as federal funds are yet to be awarded. Once awarded these projects will require contracts over multiple years.

FY 2024: We are anticipating receiving an initial small scale grant award of \$4.8 million in FY 2024. Of this amount, \$3.7 million is contractual. We will also be applying for a formula grant and will likely be receiving this in FY 2024. Encumbrances/expenditures are anticipated to begin in FY 2024.

CORE RECONCILIATION DETAIL

DEPARTMENT OF NATURAL RESOURCES ABANDONED OIL & GAS WELLS

5. CORE RECONCILIATION DETAIL

		Budget Class	FTE	GR	Federal	Other	Total	Explanation
TAFP AFTER VETOES								
		EE	0.00	0	3,830,000	0	3,830,000	
		Total	0.00	0	3,830,000	0	3,830,000	
DEPARTMENT CORE ADJUSTMENTS								
Core Reallocation	1632 2189	EE	0.00	0	(3,830,000)	0	(3,830,000)	Core reallocation from Abandoned Oil & Gas Wells PSD budget unit to the Oil and Gas Wells PSD budget unit.
NET DEPARTMENT CHANGES			0.00	0	(3,830,000)	0	(3,830,000)	
DEPARTMENT CORE REQUEST								
		EE	0.00	0	0	0	0	
		Total	0.00	0	0	0	0	
GOVERNOR'S RECOMMENDED CORE								
		EE	0.00	0	0	0	0	
		Total	0.00	0	0	0	0	

Department of Natural Resources

DECISION ITEM SUMMARY

Budget Unit								
Decision Item	FY 2023	FY 2023	FY 2024	FY 2024	FY 2025	FY 2025	*****	*****
Budget Object Summary	ACTUAL	ACTUAL	BUDGET	BUDGET	DEPT REQ	DEPT REQ	SECURED	SECURED
Fund	DOLLAR	FTE	DOLLAR	FTE	DOLLAR	FTE	COLUMN	COLUMN
ABANDONED OIL & GAS WELLS								
CORE								
EXPENSE & EQUIPMENT								
DEPT NATURAL RESOURCES	0	0.00	3,830,000	0.00	0	0.00	0	0.00
TOTAL - EE	0	0.00	3,830,000	0.00	0	0.00	0	0.00
TOTAL	0	0.00	3,830,000	0.00	0	0.00	0	0.00
GRAND TOTAL	\$0	0.00	\$3,830,000	0.00	\$0	0.00	\$0	0.00

9/22/23 14:52

im_disummary

Department of Natural Resources

DECISION ITEM DETAIL

Budget Unit	FY 2023	FY 2023	FY 2024	FY 2024	FY 2025	FY 2025	*****	*****
Decision Item	ACTUAL	ACTUAL	BUDGET	BUDGET	DEPT REQ	DEPT REQ	SECURED	SECURED
Budget Object Class	DOLLAR	FTE	DOLLAR	FTE	DOLLAR	FTE	COLUMN	COLUMN
ABANDONED OIL & GAS WELLS								
CORE								
PROFESSIONAL SERVICES	0	0.00	3,830,000	0.00	0	0.00	0	0.00
TOTAL - EE	0	0.00	3,830,000	0.00	0	0.00	0	0.00
GRAND TOTAL	\$0	0.00	\$3,830,000	0.00	\$0	0.00	\$0	0.00
GENERAL REVENUE								
	\$0	0.00	\$0	0.00	\$0	0.00		0.00
FEDERAL FUNDS								
	\$0	0.00	\$3,830,000	0.00	\$0	0.00		0.00
OTHER FUNDS								
	\$0	0.00	\$0	0.00	\$0	0.00		0.00

CORE DECISION ITEM

Department of Natural Resources					Budget Unit 79435C				
Missouri Geological Survey									
Soil and Water Conservation PSD Core					HB Section 6.325				
1. CORE FINANCIAL SUMMARY									
FY 2025 Budget Request					FY 2025 Governor's Recommendation				
	GR	Federal	Other	Total		GR	Fed	Other	Total
PS	0	0	0	0	PS	0	0	0	0
EE	0	100,000	850,000	950,000	EE	0	0	0	0
PSD	0	900,000	68,705,570	69,605,570	PSD	0	0	0	0
TRF	0	0	0	0	TRF	0	0	0	0
Total	0	1,000,000	69,555,570	70,555,570	Total	0	0	0	0
FTE	0.00	0.00	0.00	0.00	FTE	0.00	0.00	0.00	0.00
Est. Fringe	0	0	0	0	Est. Fringe	0	0	0	0
Note: Fringes budgeted in House Bill 5 except for certain fringes budgeted directly to MoDOT, Highway Patrol, and Conservation.					Note: Fringes budgeted in House Bill 5 except for certain fringes budgeted directly to MoDOT, Highway Patrol, and Conservation.				
Other Funds: Soil and Water Sales Tax Fund (0614)									
Core Reallocation: The FY 2025 Budget Request includes a core reallocation of \$75,000 to the Soil and Water Conservation PSD budget unit from the No Till Drill PSD budget unit.									

CORE DECISION ITEM

Department of Natural Resources	Budget Unit <u>79435C</u>
Missouri Geological Survey	
Soil and Water Conservation PSD Core	HB Section <u>6.325</u>

2. CORE DESCRIPTION

The division's Soil and Water Conservation Program (SWCP) provides management and oversight of the following pass-through financial assistance programs:

Cost-Share Grants: Funds 75% of the state average cost to install soil and water conservation practices that reduce soil erosion on agricultural land and protect water resources. Practices are designed to maintain soil productivity and prevent continued degradation of water quality. Agricultural landowners are less likely to implement these practices without the financial incentives and technical assistance made possible by the citizens of Missouri through the Parks and Soil and Water Sales Tax. Over 1 million tons of soil is saved annually as a result of practices implemented through the cost share grants.

Grants to Soil and Water Conservation Districts: This appropriation provides funds for the operation of each of Missouri's 114 Soil and Water Conservation Districts. The SWCP allocates funds to each district. The locally elected soil and water district board of supervisors specifically budget and allocate how the funds will be spent depending on the needs of that district. Funding is provided for district personnel salaries, benefits, information/education programs, equipment, and general administrative expenses. The districts provide support to landowners participating in conservation practices as well as to farmers and landowners who may not participate in conservation programs by providing technical assistance and information/education programs.

Technical Grants: This federal fund appropriation is used to build technical capacity in the districts. The department pays for technical equipment, supplies, and training to assist district employees in the implementation of conservation practices.

Conservation Monitoring: This appropriation funds continuous water quality monitoring streamgages, and edge of field monitoring stations. The data is used to measure the effectiveness of practices at reducing the nutrient and sediment runoff and to determine where to focus efforts of conservation practices.

Research Grant: A grant to Missouri state colleges and universities to perform soil and water conservation related research, which gathers data for the development and refinement of conservation programs.

No Till Drill: A grant program to Soil and Water Conservation Districts to provide up to \$7,500 per district to buy or replace no-till drills.

3. PROGRAM LISTING (list programs included in this core funding)

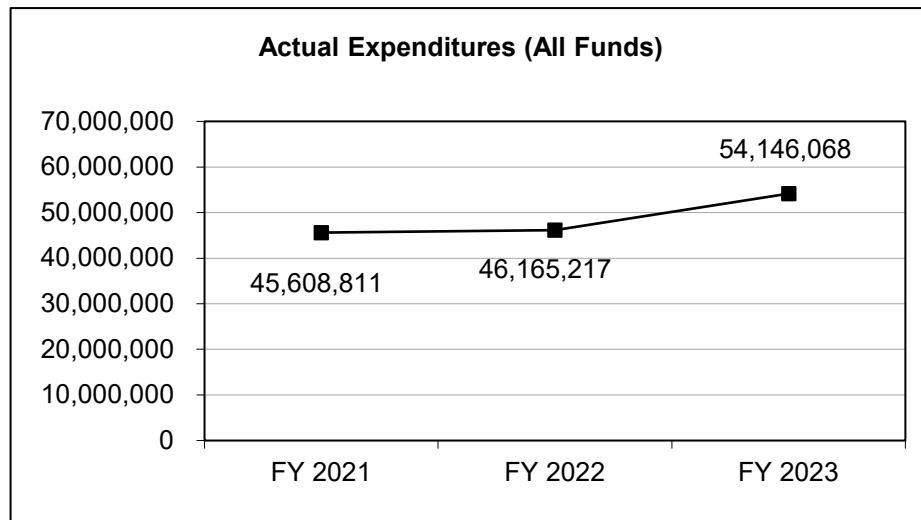
Missouri Geological Survey

CORE DECISION ITEM

Department of Natural Resources	Budget Unit <u>79435C</u>
Missouri Geological Survey	
Soil and Water Conservation PSD Core	HB Section <u>6.325</u>

4. FINANCIAL HISTORY

	FY 2021 Actual	FY 2022 Actual	FY 2023 Actual	FY 2024 Current Yr.
Appropriation (All Funds)	56,480,570	56,480,570	56,480,570	70,480,570
Less Reverted (All Funds)	0	0	0	0
Less Restricted (All Funds)	0	0	0	0
Budget Authority (All Funds)	56,480,570	56,480,570	56,480,570	70,480,570
Actual Expenditures (All Funds)	45,608,811	46,165,217	54,146,068	N/A
Unexpended (All Funds)	10,871,759	10,315,353	2,334,502	N/A
Unexpended, by Fund:				
General Revenue	0	0	0	N/A
Federal	244,747	993,681	987,088	N/A
Other	10,627,012	9,321,672	1,347,414	N/A



Reverted includes the statutory three-percent reserve amount (when applicable).

Restricted includes any Governor's Expenditure Restrictions which remained at the end of the fiscal year (when applicable).

NOTES:

FY 2021 - FY 2023: Appropriations are set to allow the department to encumber all contracts in place at any one time. In addition, the division continuously looks for federal funding opportunities or partnerships to maximize appropriation to fulfill our mission.

FY 2024: PSD appropriations are aligned to deliver results to citizens and are: Cost Share Grants \$50,000,000; Grants to Soil Districts \$18,680,570; Conservation Monitoring Program \$400,000; Soil and Water Research Grants \$400,000; and Technical Grants \$1,000,000.

CORE RECONCILIATION DETAIL

**DEPARTMENT OF NATURAL RESOURCES
SOIL & WATER CONSERVATION PSD**

5. CORE RECONCILIATION DETAIL

		Budget Class	FTE	GR	Federal	Other	Total	Explanation
TAFP AFTER VETOES								
		EE	0.00	0	100,000	850,000	950,000	
		PD	0.00	0	900,000	68,630,570	69,530,570	
		Total	0.00	0	1,000,000	69,480,570	70,480,570	
DEPARTMENT CORE ADJUSTMENTS								
Core Reallocation	1635 4897	PD	0.00	0	0	75,000	75,000	Core reallocation to the Soil and Water Conservation PSD budget unit from the No Till Drill PSD budget unit.
NET DEPARTMENT CHANGES			0.00	0	0	75,000	75,000	
DEPARTMENT CORE REQUEST								
		EE	0.00	0	100,000	850,000	950,000	
		PD	0.00	0	900,000	68,705,570	69,605,570	
		Total	0.00	0	1,000,000	69,555,570	70,555,570	
GOVERNOR'S RECOMMENDED CORE								
		EE	0.00	0	100,000	850,000	950,000	
		PD	0.00	0	900,000	68,705,570	69,605,570	
		Total	0.00	0	1,000,000	69,555,570	70,555,570	

Department of Natural Resources

DECISION ITEM SUMMARY

Budget Unit								
Decision Item	FY 2023	FY 2023	FY 2024	FY 2024	FY 2025	FY 2025	*****	*****
Budget Object Summary	ACTUAL	ACTUAL	BUDGET	BUDGET	DEPT REQ	DEPT REQ	SECURED	SECURED
Fund	DOLLAR	FTE	DOLLAR	FTE	DOLLAR	FTE	COLUMN	COLUMN
SOIL & WATER CONSERVATION PSD								
CORE								
EXPENSE & EQUIPMENT								
DEPT NATURAL RESOURCES	10,599	0.00	100,000	0.00	100,000	0.00	0	0.00
SOIL AND WATER SALES TAX	409,352	0.00	850,000	0.00	850,000	0.00	0	0.00
TOTAL - EE	419,951	0.00	950,000	0.00	950,000	0.00	0	0.00
PROGRAM-SPECIFIC								
DEPT NATURAL RESOURCES	2,313	0.00	900,000	0.00	900,000	0.00	0	0.00
SOIL AND WATER SALES TAX	53,723,804	0.00	68,630,570	0.00	68,705,570	0.00	0	0.00
TOTAL - PD	53,726,117	0.00	69,530,570	0.00	69,605,570	0.00	0	0.00
TOTAL	54,146,068	0.00	70,480,570	0.00	70,555,570	0.00	0	0.00
Soil and Water District Grants - 1780019								
PROGRAM-SPECIFIC								
SOIL AND WATER SALES TAX	0	0.00	0	0.00	1,000,000	0.00	0	0.00
TOTAL - PD	0	0.00	0	0.00	1,000,000	0.00	0	0.00
TOTAL	0	0.00	0	0.00	1,000,000	0.00	0	0.00
Nutrient Loss Reduction - 1780022								
PROGRAM-SPECIFIC								
DEPT NATURAL RESOURCES	0	0.00	0	0.00	514,772	0.00	0	0.00
TOTAL - PD	0	0.00	0	0.00	514,772	0.00	0	0.00
TOTAL	0	0.00	0	0.00	514,772	0.00	0	0.00
GRAND TOTAL	\$54,146,068	0.00	\$70,480,570	0.00	\$72,070,342	0.00	\$0	0.00

9/22/23 14:52

im_disummary

Department of Natural Resources

DECISION ITEM DETAIL

Budget Unit	FY 2023	FY 2023	FY 2024	FY 2024	FY 2025	FY 2025	*****	*****
Decision Item	ACTUAL	ACTUAL	BUDGET	BUDGET	DEPT REQ	DEPT REQ	SECURED	SECURED
Budget Object Class	DOLLAR	FTE	DOLLAR	FTE	DOLLAR	FTE	COLUMN	COLUMN
SOIL & WATER CONSERVATION PSD								
CORE								
TRAVEL, IN-STATE	495	0.00	15,000	0.00	15,000	0.00	0	0.00
PROFESSIONAL DEVELOPMENT	0	0.00	2,000	0.00	2,000	0.00	0	0.00
PROFESSIONAL SERVICES	409,352	0.00	723,500	0.00	723,500	0.00	0	0.00
M&R SERVICES	4,779	0.00	204,000	0.00	204,000	0.00	0	0.00
BUILDING LEASE PAYMENTS	0	0.00	500	0.00	500	0.00	0	0.00
MISCELLANEOUS EXPENSES	5,325	0.00	5,000	0.00	5,000	0.00	0	0.00
TOTAL - EE	419,951	0.00	950,000	0.00	950,000	0.00	0	0.00
PROGRAM DISTRIBUTIONS	53,726,117	0.00	69,530,570	0.00	69,605,570	0.00	0	0.00
TOTAL - PD	53,726,117	0.00	69,530,570	0.00	69,605,570	0.00	0	0.00
GRAND TOTAL	\$54,146,068	0.00	\$70,480,570	0.00	\$70,555,570	0.00	\$0	0.00
GENERAL REVENUE								
	\$0	0.00	\$0	0.00	\$0	0.00		0.00
FEDERAL FUNDS								
	\$12,912	0.00	\$1,000,000	0.00	\$1,000,000	0.00		0.00
OTHER FUNDS								
	\$54,133,156	0.00	\$69,480,570	0.00	\$69,555,570	0.00		0.00

CORE DECISION ITEM

Department of Natural Resources	Budget Unit <u>79436C</u>
Missouri Geological Survey	
No Till Drill PSD Core	HB Section <u>06.326</u>

1. CORE FINANCIAL SUMMARY

	FY 2025 Budget Request			
	GR	Federal	Other	Total
PS	0	0	0	0
EE	0	0	0	0
PSD	0	0	0	0
TRF	0	0	0	0
Total	0	0	0	0
FTE	0.00	0.00	0.00	0.00

Est. Fringe	0	0	0	0
--------------------	---	---	---	---

Note: Fringes budgeted in House Bill 5 except for certain fringes budgeted directly to MoDOT, Highway Patrol, and Conservation.

	FY 2025 Governor's Recommendation			
	GR	Fed	Other	Total
PS	0	0	0	0
EE	0	0	0	0
PSD	0	0	0	0
TRF	0	0	0	0
Total	0	0	0	0
FTE	0.00	0.00	0.00	0.00

Est. Fringe	0	0	0	0
--------------------	---	---	---	---

Note: Fringes budgeted in House Bill 5 except for certain fringes budgeted directly to MoDOT, Highway Patrol, and Conservation.

Other Funds: Soil and Water Sales Tax Fund (0614)

Core Reallocation: The FY 2025 Budget Request includes a core reallocation of \$75,000 from the No Till Drill PSD budget unit to the Soil and Water Conservation PSD budget unit.

2. CORE DESCRIPTION

The Soil and Water Conservation Program (SWCP) provides management and oversight of the following pass-through financial assistance program:

No Till Drill: A grant program to Soil and Water Conservation Districts to provide up to \$7,500 per county, designated to buy or replace no-till drills.

3. PROGRAM LISTING (list programs included in this core funding)

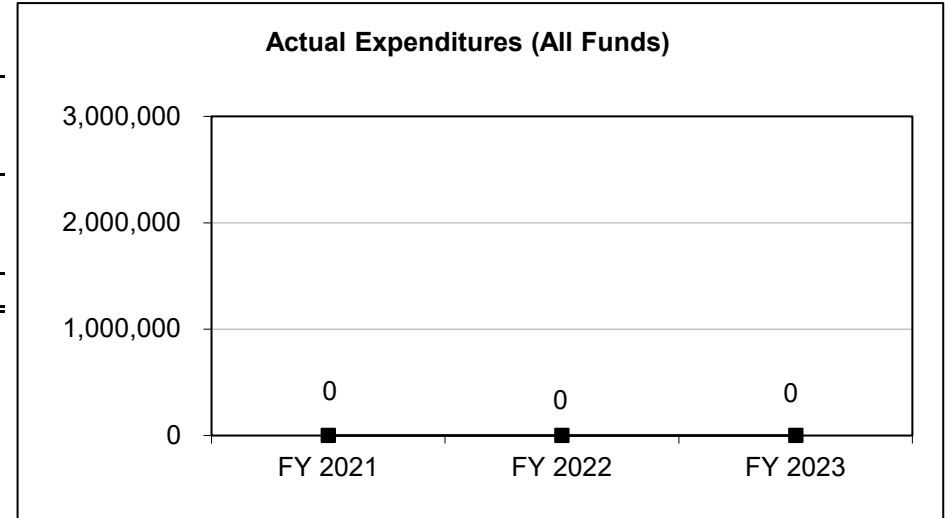
Missouri Geological Survey

CORE DECISION ITEM

Department of Natural Resources	Budget Unit <u>79436C</u>
Missouri Geological Survey	
No Till Drill PSD Core	HB Section <u>06.326</u>

4. FINANCIAL HISTORY

	FY 2021 Actual	FY 2022 Actual	FY 2023 Actual	FY 2024 Current Yr.
Appropriation (All Funds)	0	0	0	75,000
Less Reverted (All Funds)	0	0	0	0
Less Restricted (All Funds)	0	0	0	0
Budget Authority (All Funds)	0	0	0	75,000
Actual Expenditures (All Funds)	0	0	0	N/A
Unexpended (All Funds)	0	0	0	N/A
Unexpended, by Fund:				
General Revenue	0	0	0	N/A
Federal	0	0	0	N/A
Other	0	0	0	N/A



Reverted includes the statutory three-percent reserve amount (when applicable).

Restricted includes any Governor's Expenditure Restrictions which remained at the end of the fiscal year (when applicable).

NOTES:

FY 2024: New in the FY 2024 budget is No Till Drill PSD authority.

CORE RECONCILIATION DETAIL

DEPARTMENT OF NATURAL RESOURCES NO TILL DRILL

5. CORE RECONCILIATION DETAIL

				Budget Class	FTE	GR	Federal	Other	Total	Explanation
TAFP AFTER VETOES				PD	0.00	0	0	75,000	75,000	
Total					0.00	0	0	75,000	75,000	
DEPARTMENT CORE ADJUSTMENTS										
Core Reallocation	1634	3523	PD		0.00	0	0	(75,000)	(75,000)	Core reallocation from the No Till Drill PSD budget unit to the Soil and Water Conservation PSD budget unit.
NET DEPARTMENT CHANGES					0.00	0	0	(75,000)	(75,000)	
DEPARTMENT CORE REQUEST				PD	0.00	0	0	0	0	
Total					0.00	0	0	0	0	
GOVERNOR'S RECOMMENDED CORE				PD	0.00	0	0	0	0	
Total					0.00	0	0	0	0	

Department of Natural Resources

DECISION ITEM SUMMARY

Budget Unit								
Decision Item	FY 2023	FY 2023	FY 2024	FY 2024	FY 2025	FY 2025	*****	*****
Budget Object Summary	ACTUAL	ACTUAL	BUDGET	BUDGET	DEPT REQ	DEPT REQ	SECURED	SECURED
Fund	DOLLAR	FTE	DOLLAR	FTE	DOLLAR	FTE	COLUMN	COLUMN
NO TILL DRILL								
CORE								
PROGRAM-SPECIFIC								
SOIL AND WATER SALES TAX	0	0.00	75,000	0.00	0	0.00	0	0.00
TOTAL - PD	0	0.00	75,000	0.00	0	0.00	0	0.00
TOTAL	0	0.00	75,000	0.00	0	0.00	0	0.00
GRAND TOTAL	\$0	0.00	\$75,000	0.00	\$0	0.00	\$0	0.00

Department of Natural Resources

DECISION ITEM DETAIL

Budget Unit	FY 2023	FY 2023	FY 2024	FY 2024	FY 2025	FY 2025	*****	*****
Decision Item	ACTUAL	ACTUAL	BUDGET	BUDGET	DEPT REQ	DEPT REQ	SECURED	SECURED
Budget Object Class	DOLLAR	FTE	DOLLAR	FTE	DOLLAR	FTE	COLUMN	COLUMN
<hr/>								
NO TILL DRILL								
CORE								
PROGRAM DISTRIBUTIONS	0	0.00	75,000	0.00	0	0.00	0	0.00
TOTAL - PD	0	0.00	75,000	0.00	0	0.00	0	0.00
<hr/>								
GRAND TOTAL	\$0	0.00	\$75,000	0.00	\$0	0.00	\$0	0.00
<hr/>								
GENERAL REVENUE	\$0	0.00	\$0	0.00	\$0	0.00		0.00
FEDERAL FUNDS	\$0	0.00	\$0	0.00	\$0	0.00		0.00
OTHER FUNDS	\$0	0.00	\$75,000	0.00	\$0	0.00		0.00

PROGRAM DESCRIPTION

Department of Natural Resources	HB Section(s): 6.295, 6.305, 6.310, 6.315, 6.325
Missouri Geological Survey	
Program is found in the following core budget(s): Missouri Geological Survey	
1a. What strategic priority does this program address? <p>The Missouri Geological Survey Division helps Missouri citizens thrive by managing natural resources to promote a healthy environment and economy by:</p> <ul style="list-style-type: none"> • Promoting environmental responsibility and resource stewardship. • Enhancing services, information, and communication to improve customer experience. • Modernizing community infrastructure, strengthening workforce, and supporting economic development. • Improving internal processes to better serve our customers. 	
1b. What does this program do? <p>The Missouri Geological Survey (MGS) includes the Geological Survey Program, Land Reclamation Program, Dam and Reservoir Safety Program, Water Resources Center, and Soil and Water Conservation Program. MGS assists citizens, industry, and government in increasing the knowledge of Missouri's natural resources to achieve economic growth and provide for a healthy environment. MGS leadership provides management, fiscal direction, priority development, and support services. The division coordinates and integrates scientific information and services for efficient state and national distribution of technical information.</p> <p>Geological Survey Program (GSP): Applies Geoscience for Critical Resource Needs</p> <ul style="list-style-type: none"> • Performs detailed geoscience investigations for exploration, identification, development, and understanding Missouri's energy, mineral, and water resources and potential hazards to human health and safety, such as sinkholes and earthquakes. The value of a geologic map is estimated to be 25 to 39 times the cost to produce the map, and developers and engineers save about \$50,000 per project when modern geologic maps are available. As of FY 2023, the program has produced 348 geologic maps with an estimated economic value of \$470.8 million. • Serves the public, industry, academia, and other entities by providing geologic and groundwater information necessary to address environmental concerns and make economic decisions such as siting landfills and characterizing valuable mineral resources. • Collects, interprets, and maintains geologic data on Missouri's energy, mineral, and water resources and provides services for professional, technical, and educational use. • Provides technical and field assistance to determine potential or existing environmental hazards posed by waste disposal practices and spills of hazardous materials. • Protects Missouri's valuable fresh groundwater resources by establishing standards for the construction and proper plugging of wells and licensing qualified well installation contractors. • Serves as the official Missouri Mine Map Repository and maintains the McCracken Core Library and Research Center, housing nearly 8 million feet of geologic rock core and cuttings. 	

PROGRAM DESCRIPTION

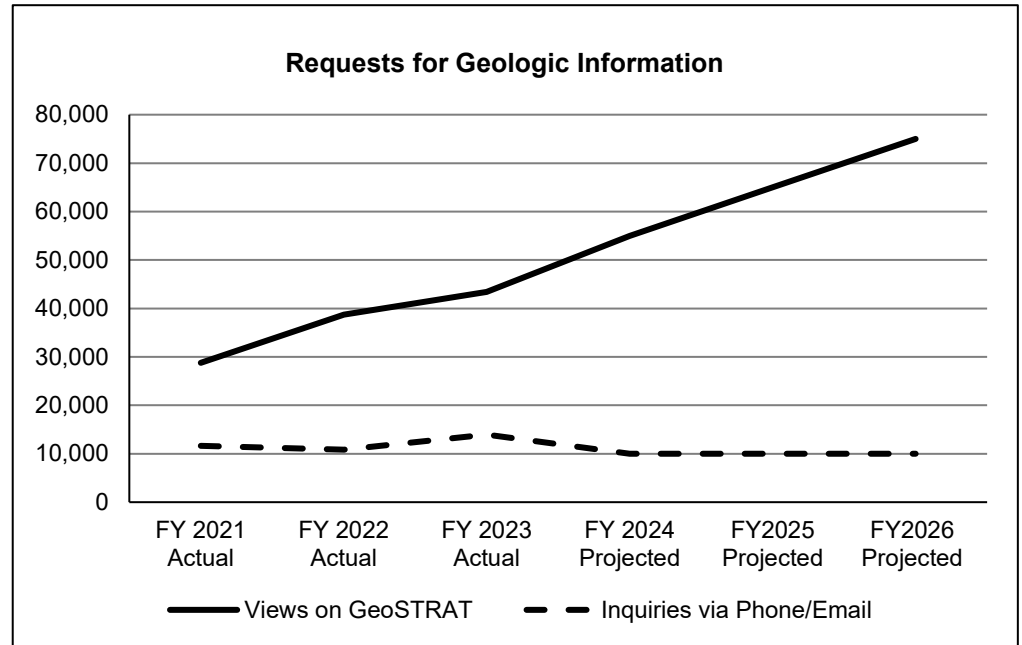
Department of Natural Resources	HB Section(s): 6.295, 6.305, 6.310, 6.315, 6.325
Missouri Geological Survey	
Program is found in the following core budget(s): Missouri Geological Survey	
1b. What does this program do? (continued) <p>Dam and Reservoir Safety Program (DRSP): Ensures Public Safety Against Dam Failure</p> <ul style="list-style-type: none"> • Provides public safety for downstream populations and property associated with 732 regulated dams by administering the provisions of the Missouri Dam and Reservoir Safety Law. Dam failures can cause loss of life and serious damage to buildings, critical infrastructure, industries, and local economies. • Regulates nonfederal, nonagricultural dams 35 feet and higher through inspections, and issuance of registration, safety, and construction permits. • Ensures critical dam infrastructure continues to be operated and maintained in accordance with state law. • Performs emergency response to dams in distress and provides engineering evaluation of conditions during natural disasters to protect life and property. • Provides technical assistance to regulated and non-regulated dams. <p>Water Resources Center: Defends, Monitors, and Develops Water Resources</p> <ul style="list-style-type: none"> • Defends Missouri's interests and claims to water in the Missouri and Mississippi Rivers. • Develops, maintains, and periodically updates the Missouri Water Resources Plan to assess current water use in the state, future needs, and water availability. • Monitors surface and groundwater levels by operating and maintaining a network of groundwater observation wells and participating in the stream gage network administered by USGS. • Collects annual water use data from individuals or businesses that have the capacity to withdraw more than 100,000 gallons of water per day, in accordance with the Major Water Users Law. • Provides technical expertise for the development or expansion of water distribution systems, water storage capabilities, and water supply sources to help regional water supply projects minimize the impacts of stress on their water systems. • Performs groundwater studies to evaluate the quantity and quality of Missouri's springs and determine safe groundwater yields from the state's aquifers. • Provides planning and resources for local partners on flood and drought resiliency projects throughout the state. <p>Land Reclamation Program: Ensures Mining Compliance and Reclamation</p> <ul style="list-style-type: none"> • Permits and inspects industrial mineral mining sites to ensure compliance with The Land Reclamation Act. • Implements the Metallic Minerals Waste Management Act, which covers the metallic mineral waste disposal areas to ensure these areas are properly reclaimed. • Utilizes funding provided by U.S. Department of Interior Office of Surface Mining to enable the Abandoned Mine Land unit to oversee reclamation of coal mine sites abandoned prior to 1977. Reclamation includes closing dangerous mine shafts, eliminating dangerous high walls, improving severely impacted land, and stabilizing subsiding ground beneath homes and roads. • Permits and inspects active coal sites and oversees reclamation of coal mine land. • Serves as the regulatory authority for coal mine permitting, inspection, enforcement, and maintains certification for blasters at coal mines in compliance with the federal Surface Mining Control and Reclamation Act (SMCRA). 	

PROGRAM DESCRIPTION

Department of Natural Resources	HB Section(s): 6.295, 6.305, 6.310, 6.315, 6.325
Missouri Geological Survey	
Program is found in the following core budget(s): Missouri Geological Survey	
1b. What does this program do? (continued)	
<p>Soil and Water Conservation Program: Implements Soil and Water Conservation Practices</p> <ul style="list-style-type: none"> • Provides education, conservation, technical and administrative support, and financial incentives for the purpose of conserving soil and water resources through the Parks, Soil and Water Sales Tax. • Administers agricultural practice policies developed by the Soil and Water Districts Commission to assist agricultural landowners and farmers. <p>Missouri Geological Survey provides management and oversight of the following pass-through programs:</p> <p><u>Multipurpose Water Resource Program PSD:</u> The Multipurpose Water Resource Program fund is intended to support development of public water supply, flood control storage, and treatment and transmission facilities. The Multipurpose Water Resource Act (Sections 256.435 - 256.445, RSMo) authorizes the department to administer moneys appropriated to the fund through provision of grants or other financial assistance and allows for the state to participate with a sponsor in the development, construction, or renovation of a water resource project providing a long-term solution to water supply needs.</p> <p><u>State Water Plan:</u> This appropriation is used for professional services to implement the State Water Plan and advance the department's efforts and responsibilities to ensure that the availability of water resources supports Missouri's current and future beneficial uses and is not a limiting factor in economic growth. The primary areas of this effort include water supply availability, drought response and watershed feasibility studies, and addressing interstate water needs.</p> <p><u>Land Reclamation PSD:</u> Allows the program to contract with surety bond holders, engineering, excavating, and construction companies to reclaim abandoned and bond forfeiture sites. Over 111 eligible Abandoned Mine Land (AML) areas exist consisting of 12,882 acres with public health, safety, and environmental issues and an estimated reclamation cost of \$135.2 million. Reclamation costs of eligible lands increased from \$123 million to \$135.2 million due to the federal law change allowing states to fund "Priority 3" stand alone projects and updating statewide inventory.</p> <p><u>Oil and Gas Wells PSD:</u> Allows the plugging of abandoned oil and gas wells that have the potential to impact surface and groundwater resources and may pose a threat to human health. The Oil and Gas Remedial Fund is also used to handle emergency situations such as a leaking natural gas well. The federal fund appropriation from Bipartisan Infrastructure Law strengthens the Oil and Gas Remedial Fund, which is currently inadequate to address liabilities associated with abandoned oil and gas wells, and is used to assess, inventory, plug and remediate, and reclaim abandoned oil and gas wells and surrounding land for new beneficial purposes.</p> <p><u>Soil and Water Conservation PSD:</u> Provides partial reimbursement to landowners for the installation of soil and water conservation practices that prevent or control excessive erosion and improve water quality. Soil and water conservation districts in each of Missouri's 114 counties are supported by district grant funds to allow local district boards to provide technical assistance to landowners and deliver information and educational programs. Also funded are research and monitoring necessary to understand the effectiveness of conservation practices and to inform future practice implementation.</p>	

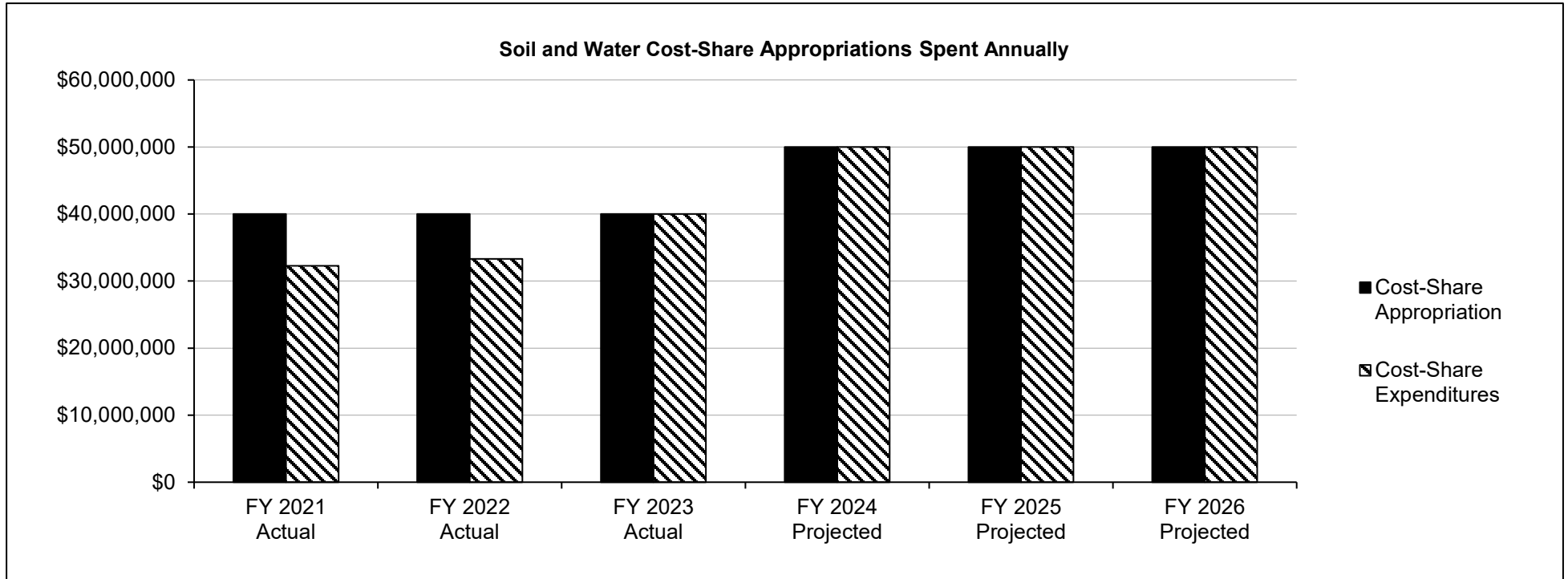
PROGRAM DESCRIPTION

Department of Natural Resources	HB Section(s): 6.295, 6.305, 6.310, 6.315, 6.325
Missouri Geological Survey	
Program is found in the following core budget(s): Missouri Geological Survey	
<p>2a. Provide an activity measure(s) for the program.</p> <p>Every year the Geological Survey Program responds to thousands of requests for geologic information from our customers including businesses, farmers, and citizens. A few examples include:</p> <ul style="list-style-type: none"> ▪ Businesses such as well drillers, oil and gas operators, mining and quarry operations, and environmental consultants. ▪ Farmers who own land with known or potential geologic resources and/or geologic hazards. ▪ Landowners and potential landowners needing geologic information such as private water wells, oil and gas leases, and potential for geologic resources and/or hazards. ▪ Citizens inquiring about the geologic resources of Missouri. <p>The Geological Survey Program is committed to making geologic information more accessible to the public. In FY 2018, the Department's online Geosciences Technical Resource Assessment Tool (GeoSTRAT) was upgraded to an ArcGIS Online platform. This web-based, interactive tool provides geologic and geotechnical data on a variety of platforms including mobile devices. Beginning in FY 2020, the number of views on GeoSTRAT exceeded the number of phone and email inquiries received for geologic information, demonstrating our customers are accessing geologic information online for data assessments in disciplines such as hazards assessment, environmental consulting and engineering, local and regional planning, insurance assessment, and others. We expect this trend to continue as we expand our efforts to provide more accessible online geologic maps and information that have been produced and collected for over 165 years at the Missouri Geological Survey. In FY 2020, we launched the new Geologic Map Index, as one of six additional ArcGIS Online applications. The map index serves nearly 3,400 scanned geologic maps that can be viewed and downloaded.</p>	



PROGRAM DESCRIPTION

Department of Natural Resources	HB Section(s): 6.295, 6.305, 6.310, 6.315, 6.325
Missouri Geological Survey	
Program is found in the following core budget(s): Missouri Geological Survey	
2a. Provide an activity measure(s) for the program. (continued)	



Disruptions impacting USDA office access, turnover in district staff, and ongoing economic impacts, program delivery was limited during FY 2021 through FY 2022, resulting in reduced cost share utilization. In FY 2023, requests for assistance exceeded the appropriation by approximately \$2 million, and landowner reimbursement rates have increased. The increase in landowner participation and component costs will continue into future years. The department projects spending full appropriation in FY 2024 through FY 2026 based on projected available funds.

The goal is to maximize funding available to landowners.

PROGRAM DESCRIPTION

Department of Natural Resources

HB Section(s): 6.295, 6.305, 6.310, 6.315, 6.325

Missouri Geological Survey

Program is found in the following core budget(s): Missouri Geological Survey

2b. Provide a measure(s) of the program's quality.

Protecting the Missouri River

The department serves Missourians by protecting the quantity of water in the Missouri River for water supply purposes. Approximately 45% of community water systems rely on the Missouri River as a source of drinking water. Other benefits of the program's work include ensuring Missouri River flows are adequate to support recreation, agriculture (irrigation and livestock), flood control, fish and wildlife, water-borne commerce, and industrial usage.

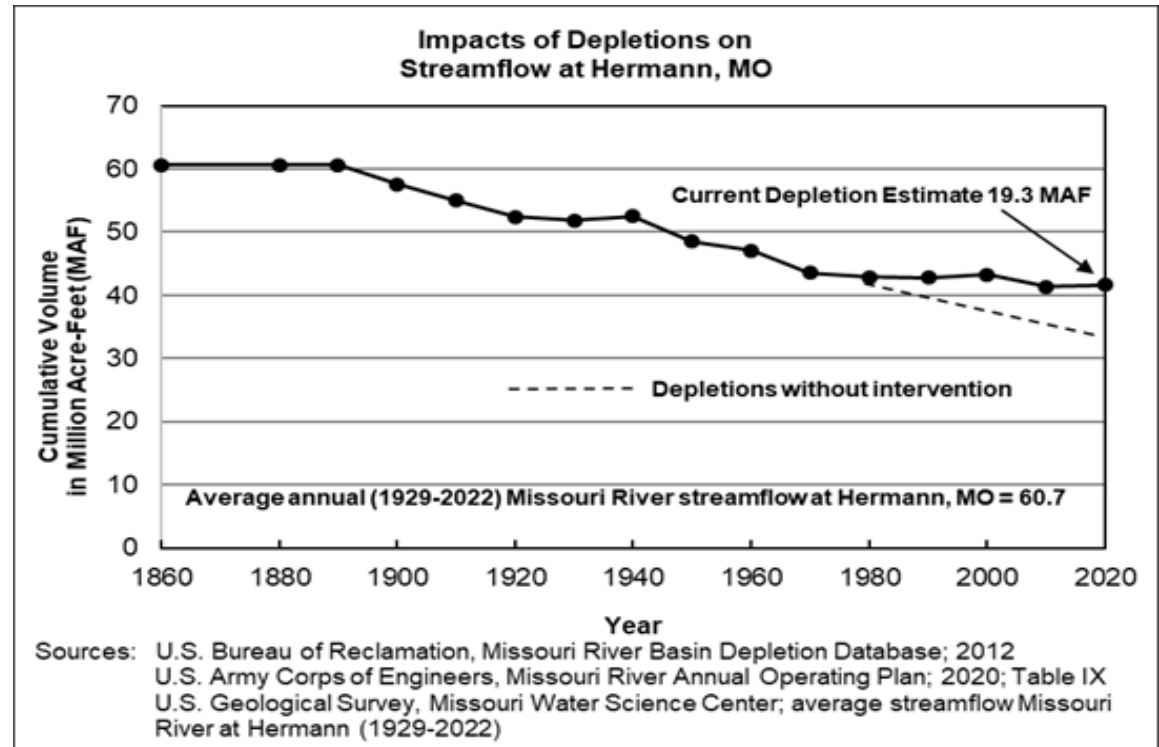
Missourians using Missouri River for drinking water:

FY 2019	FY 2020	FY 2021	FY 2022	FY 2023
2,465,508	2,512,106	2,440,038	2,453,581	2,498,562

Missouri River Water Rights

The Missouri River Master Manual is administered by the U.S. Army Corps of Engineers and is the primary document governing the operation of the Missouri River mainstem reservoirs. The department engages with the Corps and other stakeholders to advocate for management outcomes that protect river uses Missourians need. During the Master Manual update and development of the Missouri River Ecosystem Restoration Plan, the department prevented several proposed river operation changes that would have hampered Missourians' rights to navigate and use the Missouri River and likely would have increased flooding on Missouri property. The department also successfully worked to establish a consensus-based Missouri River Recovery Implementation Committee (MRRIC) to ensure Missourians have a voice in Missouri River management. These efforts help ensure Missouri's interests in the river (such as drinking water, power generation, river commerce, recreation, and fish and wildlife) are protected and maintained.

The department is instrumental in providing technical and legal assistance in challenging out-of-basin diversions of Missouri River water. The department's work has prevented, delayed, or minimized the scope of several proposed diversions.



PROGRAM DESCRIPTION

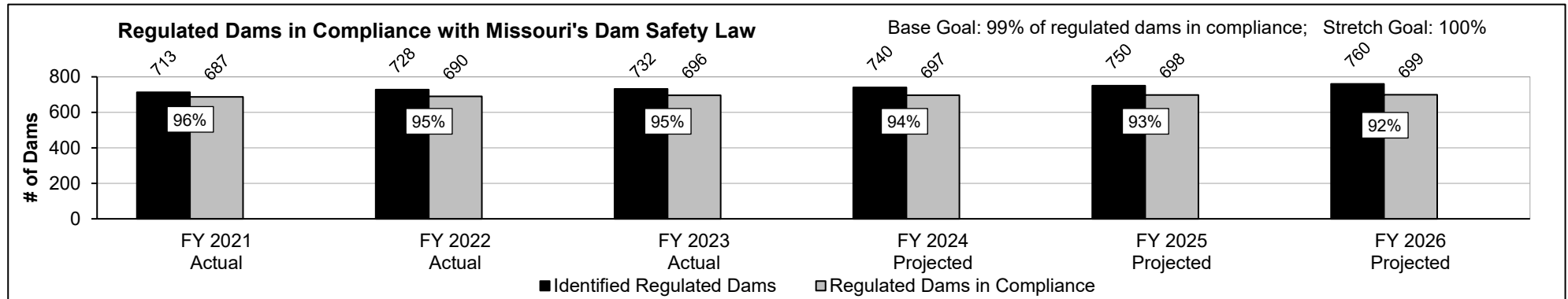
Department of Natural Resources

HB Section(s): 6.295, 6.305, 6.310, 6.315, 6.325

Missouri Geological Survey

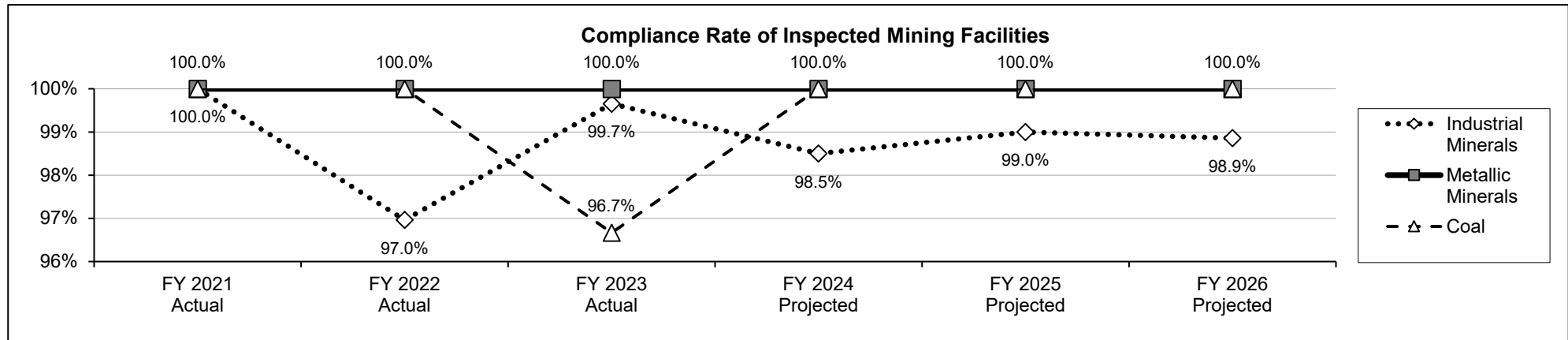
Program is found in the following core budget(s): Missouri Geological Survey

2c. Provide a measure(s) of the program's impact.



The increase in number of regulated dams projected from FY 2024 through FY 2026 is based on evaluations of dams built without a permit in Missouri. As the program continues to identify regulated dams that have historically not been permitted by the program, we expect compliance to dip temporarily as there will be a higher ratio of known dams to dams in compliance.

Construction and operating permits are required for dams 35 feet or higher in height. Missouri dams are aging with many built in the 1960s and '70s. The inspection and permitting process identifies deficiencies requiring repair or maintenance to be undertaken by dam owners to ensure the dam continues to operate as designed.

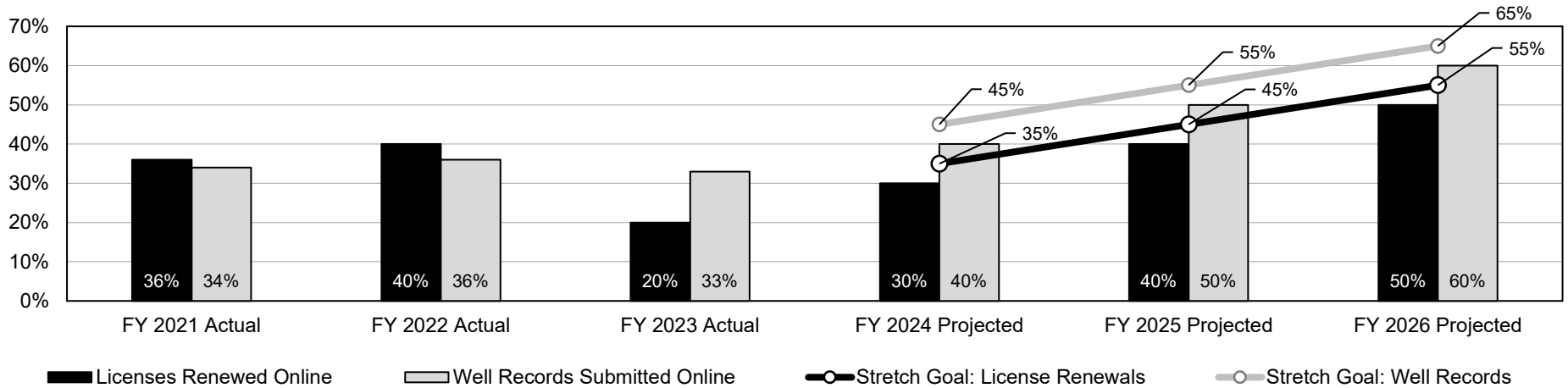


For 733 Industrial Mineral, 11 Metallic Mineral, and 5 Coal Facilities, the Land Reclamation Program routinely provides compliance assistance to regulated facilities using conference, conciliation, and persuasion (CC&P) to correct issues. Goals for this measure are to maintain the compliance rate for all three categories at 100%.

PROGRAM DESCRIPTION

Department of Natural Resources	HB Section(s): 6.295, 6.305, 6.310, 6.315, 6.325
Missouri Geological Survey	
Program is found in the following core budget(s): Missouri Geological Survey	
2c. Provide a measure(s) of the program's impact. (continued)	

**Percent of Well and Pump Installation Contractor
License Renewals and Well Records Submitted Online**

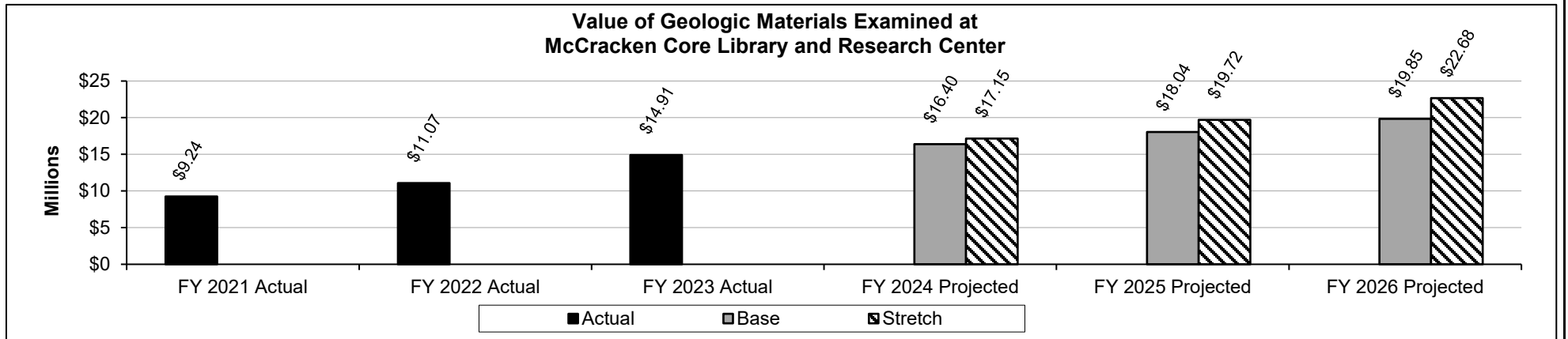


Base Goals are the Projected amounts.

The Well Installation Section protects valuable groundwater resources by implementing the Water Well Drillers' Act (256.600-256.640, RSMo). Each year team members process and review approximately 10,000 forms with data on well construction and plugging. Well installation contractors have the ability to enter records online through the Well Information Management System (WIMS 2.0). WIMS 2.0, a new IT application for well installation contractors, was deployed in late FY 2022. As well contractors and team members learn the new system, the department anticipates an increase in online submittal of well records and license submittals in future years saving time and resources for internal and external customers. The Well Installation Section continues to work proactively with contractors and the Office of Administration's ITSD team to make improvements to the system to continuously improve the customer experience.

PROGRAM DESCRIPTION

Department of Natural Resources	HB Section(s): 6.295, 6.305, 6.310, 6.315, 6.325
Missouri Geological Survey	
Program is found in the following core budget(s): Missouri Geological Survey	
2c. Provide a measure(s) of the program's impact. (continued)	



This performance measure is based on: the amount of core and cuttings accessed by customers; the depth of drilling required to obtain the samples; and the current estimate of the average cost per foot of drilling. In FY 2023, 53,787 feet of core stored at this facility was examined by our customers. The majority of interest at this time is in core that encompasses Precambrian or “basement” bedrock. Assuming a cost of \$60 per foot to drill, the value of this core is equivalent to approximately \$3,230,000. When drill cuttings are also considered, the value of these materials to our customers in FY 2023 is approximately \$3,841,324 for an overall increase of 34% over FY 2022. A newly established hand sample archive contains samples from multiple sites now inaccessible, including closed mines. The archive includes samples collected by MGS staff as far back as the 1800s, and is continually being added to.

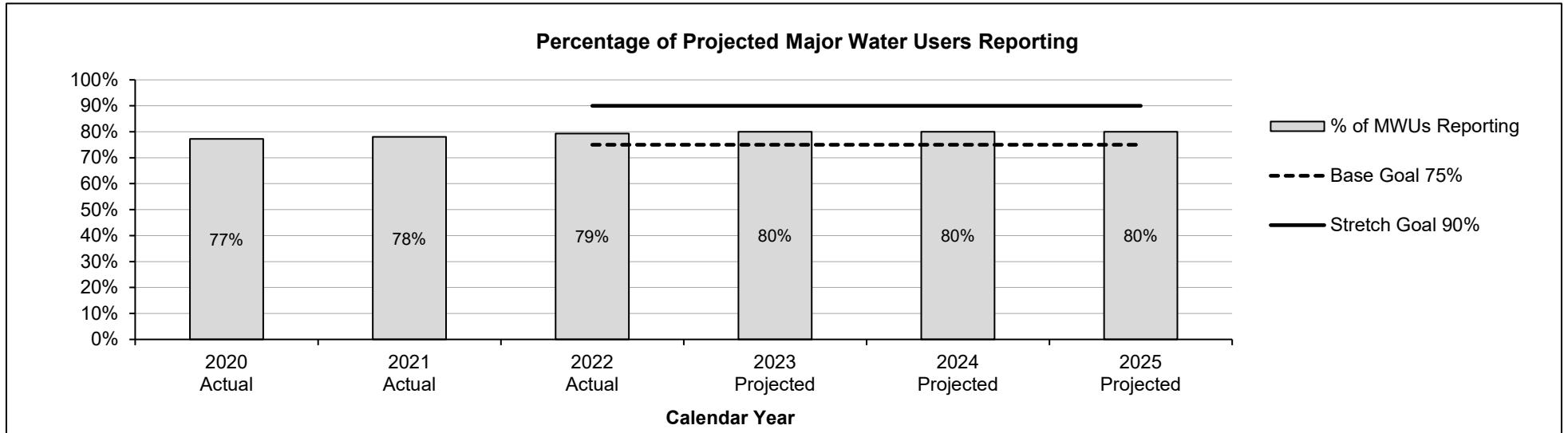
Of the total feet of geologic materials accessed, more than 8,400 linear feet was used by an exploration company for potential cobalt exploration in Missouri. Cobalt is recognized as a mineral critical to the United States. Data were also collected from multiple hand samples in the collection housed at McCracken. The cost savings for the company were more than \$504,000. A separate company evaluated more than 1,500 linear feet of core to evaluate potash potential in Missouri Precambrian-age rocks. Cost savings to this company were more than \$93,500.

Base Goal: FY 2023 Actual with annual 10% increases.

Stretch Goal: FY 2023 Actual with annual 15% increases.

PROGRAM DESCRIPTION

Department of Natural Resources	HB Section(s): 6.295, 6.305, 6.310, 6.315, 6.325
Missouri Geological Survey	
Program is found in the following core budget(s): Missouri Geological Survey	
2d. Provide a measure(s) of the program's efficiency.	



Any water user withdrawing 100,000 gallons or more per day from any water source (stream, river, lake, well, spring, or other water source) is considered a major water user in Missouri. All major water users are required by law to register and report water use annually. Reporting water use facilitates the study and understanding of water use trends and patterns over time. Neighboring states that utilize a water rights framework have more data regarding their water use. It is important that Missouri have sufficient data to defend the needs of its users and the use of our water.

PROGRAM DESCRIPTION

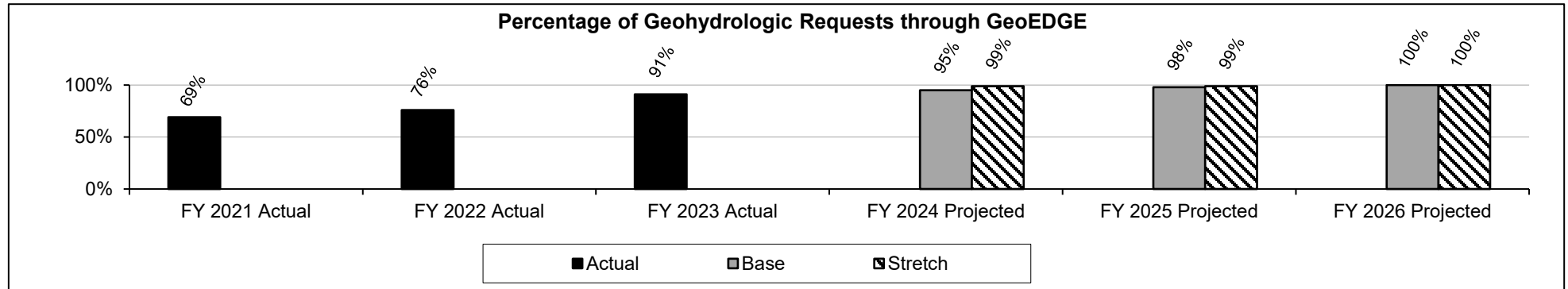
Department of Natural Resources

HB Section(s): 6.295, 6.305, 6.310, 6.315, 6.325

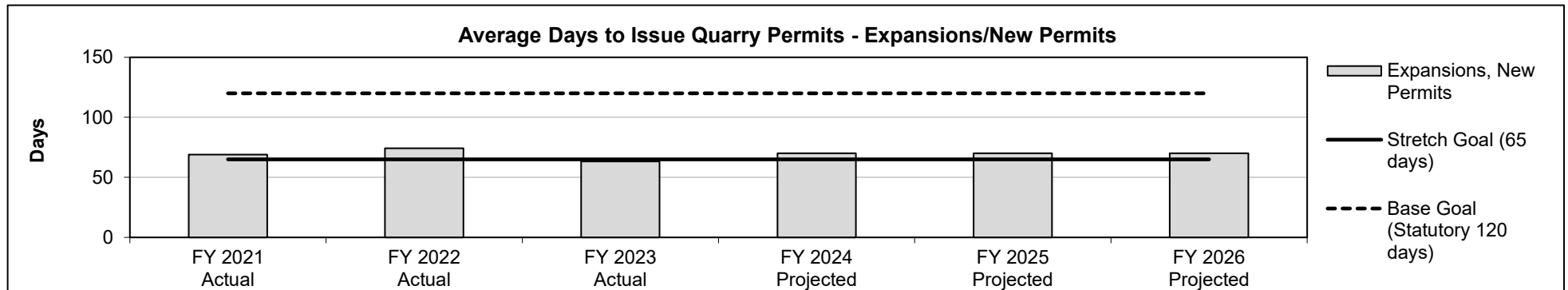
Missouri Geological Survey

Program is found in the following core budget(s): Missouri Geological Survey

2d. Provide a measure(s) of the program's efficiency. (continued)



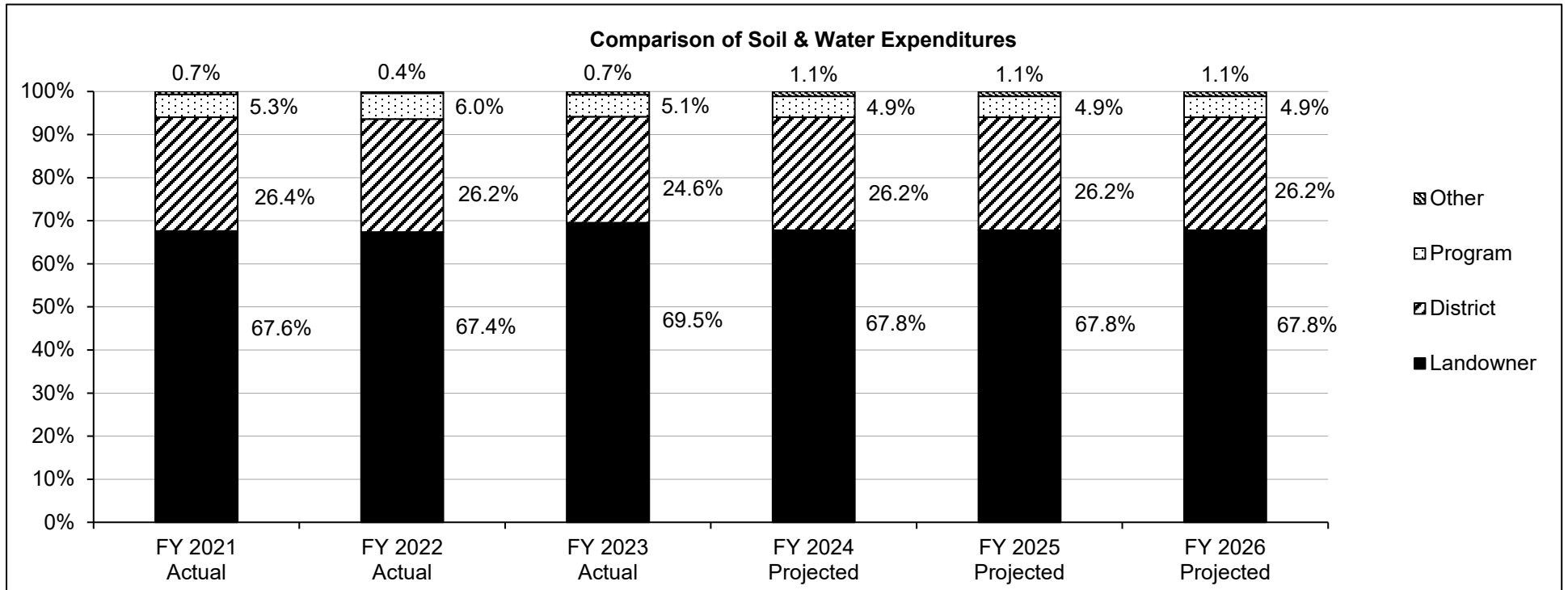
The Geologic Evaluation Data Gateway Exchange (GeoEDGE) provides a convenient, paperless option for customers to submit requests for geohydrologic evaluations for liquid waste treatment, solid waste disposal, mining areas, and residential housing developments. These evaluations provide the requestor, property owner, and the permit writers with site-specific information needed to design and install appropriate waste treatment or monitoring systems. The GeoEDGE web application reduces time and money the requestor or developer spends on completing and submitting paper forms. It also reduces team member's time entering requests and mailing out reports. Customers are now able to instantly track their requests and receive expedited results through an email.



Missouri law allows 120 days to issue a permit, which includes a minimum 45-day comment period for new industrial permits and expansions. When public meetings and hearings are held, however, substantially more than 45 days is needed. The Land Reclamation Program issued 343 industrial minerals permits in FY 2023 covering approximately 733 mining sites.

PROGRAM DESCRIPTION

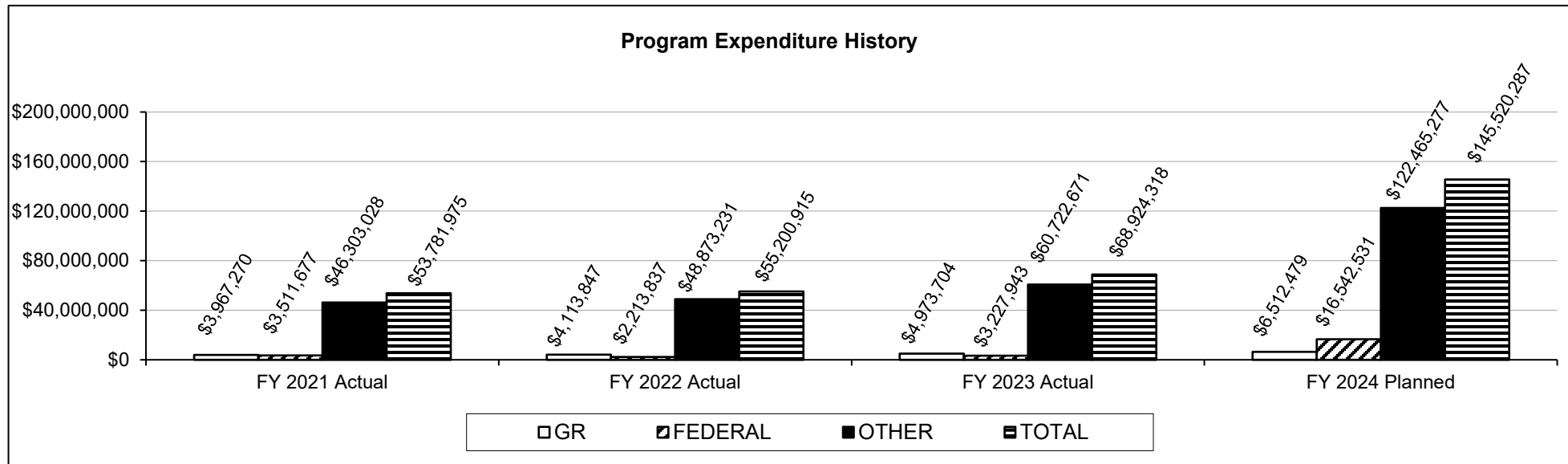
Department of Natural Resources	HB Section(s): 6.295, 6.305, 6.310, 6.315, 6.325
Missouri Geological Survey	
Program is found in the following core budget(s): Missouri Geological Survey	
2d. Provide a measure(s) of the program's efficiency. (continued)	



This chart represents full costs of the Soil and Water Sales Tax Fund (pass-through payments, personal services, fringe benefits, operating expenses, and other costs). Program expenditures from soil and water sales tax revenue are monitored to ensure the fund purpose of implementing conservation practices to preserve the productive power of Missouri agricultural land will continue to comprise the principal part of expenditures.

PROGRAM DESCRIPTION

Department of Natural Resources	HB Section(s): 6.295, 6.305, 6.310, 6.315, 6.325
Missouri Geological Survey	
Program is found in the following core budget(s): Missouri Geological Survey	
3. Provide actual expenditures for the prior three fiscal years and planned expenditures for the current fiscal year. (Note: Amounts do not include fringe benefit costs.)	



Financial data includes operating and pass-through appropriations. FY 2024 Planned is shown at full appropriation.

In March 2022, the Soil and Water Conservation Program (SWCP) within the Division of Environmental Quality (DEQ) was reallocated to the Missouri Geological Survey. These changes are reflected in the FY 2024 budget.

4. What are the sources of the "Other " funds?

DNR Revolving Services Fund (0425); Cost Allocation Fund (0500); Oil and Gas Resources Fund (0543); Coal Combustion Residuals Subaccount (0551); Natural Resources Protection Fund - Damages Subaccount (0555); Natural Resources Protection Fund-Water Pollution Permit Fees (0568); Solid Waste Management Fund (0570); Metallic Minerals Waste Management Fund (0575); Soil and Water Sales Tax Fund (0614); Groundwater Protection Fund (0660); Hazardous Waste Fund (0676); Oil and Gas Remedial Fund (0699); Geologic Resources Fund (0801); Multipurpose Water Resource Program Fund (0815); Mined Land Reclamation Fund (0906)

PROGRAM DESCRIPTION

Department of Natural Resources	HB Section(s): 6.295, 6.305, 6.310, 6.315, 6.325
Missouri Geological Survey	
Program is found in the following core budget(s): Missouri Geological Survey	
5. What is the authorization for this program, i.e., federal or state statute, etc.? (Include the federal program number, if applicable.)	
RSMo 256.050	Geologic Assistance, Geologic Information and Maps
RSMo 256.112	Mine Map Repository
RSMo 256.170-256.173	Geologic Hazard Assessment
RSMo 319.200	Ground Shaking Notification
RSMo 256.090	Minerals, Rocks and Fossils
RSMo 578.200-578.225	Cave Resources Act
RSMo 256.010-256.080	Provides technical and administrative oversight of all direct program statutory mandates
RSMo 259	Oil and Gas Act
RSMo 256.700-256.710	Geologic Resource Fund and related duties
RSMo 260.205	Solid Waste Management
RSMo 256.600-256.640	The Water Well Drillers' Act
RSMo 256.700 and 444.760-444.790	Industrial Minerals
RSMo 236.400-236.500	Dam, Mills and Electric Power
RSMo 256.060	Survey of water resources of state
RSMo 256.200	Commission to collect and coordinate water data
RSMo 256.400-256.430	Water Usage Law, users to file registration
RSMo 256.435-256.445	Multipurpose Water Resource Act
RSMo 640.400-640.430	Negotiation of interstate compacts, surface and groundwater monitoring, state water resources plan and annual report and special water protection areas
RSMo Chapter 257	Water Conservancy Districts
RSMo 444.350 through 444.380	Metallic Minerals
RSMo 444.500 through 444.755	Strip Mining
RSMo 444.760 through 444.790	Land Reclamation Act
RSMo 444.800 through 444.970 and 30 CFR Part 700.01 through 955.17	Coal, Bond Forfeiture and Abandoned Mine Lands
Missouri Constitution, Article IV, Section 47a	Sales and Use Tax Levied for Soil and Water Conservation
RSMo 278.080	State's Soil and Water Districts Commission
Bipartisan Infrastructure Law (BIL):	
Title VI Sec. 40601	Revive Economic Growth and Reclaim Orphaned Wells (REGROW)
Division D, Title X Sec. 41003 (a)	National Geological & Geophysical Data Preservation Program (NGGDPP)
Division D, Title II, Sec. 40201	Earth Mapping Resources Initiative (Earth MRI) for Critical Mineral Resources
Title VII Section 40701 through 40703	Abandoned Mine Land Reclamation
Division J, Title I	Dam Safety Assistance to States

PROGRAM DESCRIPTION

Department of Natural Resources	HB Section(s): 6.295, 6.305, 6.310, 6.315, 6.325																						
Missouri Geological Survey																							
Program is found in the following core budget(s): Missouri Geological Survey																							
<p>6. Are there federal matching requirements? If yes, please explain.</p> <table style="width: 100%; border: none;"> <tr> <td style="width: 40%;">State Geologic Mapping Program</td> <td style="width: 60%;">50% Federal (USGS)</td> </tr> <tr> <td>Underground Injection Control (UIC)</td> <td>75% Federal (EPA)</td> </tr> <tr> <td>Geodata Preservation</td> <td>50% Federal (USGS)</td> </tr> <tr> <td>National Dam Safety Assistance Award</td> <td>100% Federal (FEMA)</td> </tr> <tr> <td>Drinking Water State Revolving Fund Capitalization Grant</td> <td>20% State/Local (EPA)</td> </tr> <tr> <td>Coal Administration and Enforcement Grant</td> <td>50% Federal (OSM)</td> </tr> <tr> <td>Abandoned Mine Land Grant</td> <td>100% Federal (OSM)</td> </tr> <tr> <td>National Groundwater Monitoring Network</td> <td>63% Federal (USGS)</td> </tr> <tr> <td>Missouri Earth Mapping Resources Initiative (Earth MRI)</td> <td>100% Federal (USGS)</td> </tr> <tr> <td>Kansas Earth MRI</td> <td>100% Federal (USGS)</td> </tr> <tr> <td>SWCP Staffing Contribution MOU</td> <td>50% Federal (USDA/NRCS)</td> </tr> </table> <p>7. Is this a federally mandated program? If yes, please explain.</p> <p>The Missouri Geological Survey provides the technical geologic expertise for the state's federally-delegated environmental programs. In addition, the EPA has delegated authority to the department to ensure compliance with the requirements of the Safe Drinking Water Act as it relates to underground injection control.</p> <p>The state has primacy as approved by the U.S. Department of Interior, Office of Surface Mining to maintain and enforce coal mine regulations, abandoned mine land reclamation, coal bond forfeiture reclamation, and other associated programs.</p>		State Geologic Mapping Program	50% Federal (USGS)	Underground Injection Control (UIC)	75% Federal (EPA)	Geodata Preservation	50% Federal (USGS)	National Dam Safety Assistance Award	100% Federal (FEMA)	Drinking Water State Revolving Fund Capitalization Grant	20% State/Local (EPA)	Coal Administration and Enforcement Grant	50% Federal (OSM)	Abandoned Mine Land Grant	100% Federal (OSM)	National Groundwater Monitoring Network	63% Federal (USGS)	Missouri Earth Mapping Resources Initiative (Earth MRI)	100% Federal (USGS)	Kansas Earth MRI	100% Federal (USGS)	SWCP Staffing Contribution MOU	50% Federal (USDA/NRCS)
State Geologic Mapping Program	50% Federal (USGS)																						
Underground Injection Control (UIC)	75% Federal (EPA)																						
Geodata Preservation	50% Federal (USGS)																						
National Dam Safety Assistance Award	100% Federal (FEMA)																						
Drinking Water State Revolving Fund Capitalization Grant	20% State/Local (EPA)																						
Coal Administration and Enforcement Grant	50% Federal (OSM)																						
Abandoned Mine Land Grant	100% Federal (OSM)																						
National Groundwater Monitoring Network	63% Federal (USGS)																						
Missouri Earth Mapping Resources Initiative (Earth MRI)	100% Federal (USGS)																						
Kansas Earth MRI	100% Federal (USGS)																						
SWCP Staffing Contribution MOU	50% Federal (USDA/NRCS)																						

CORE DECISION ITEM

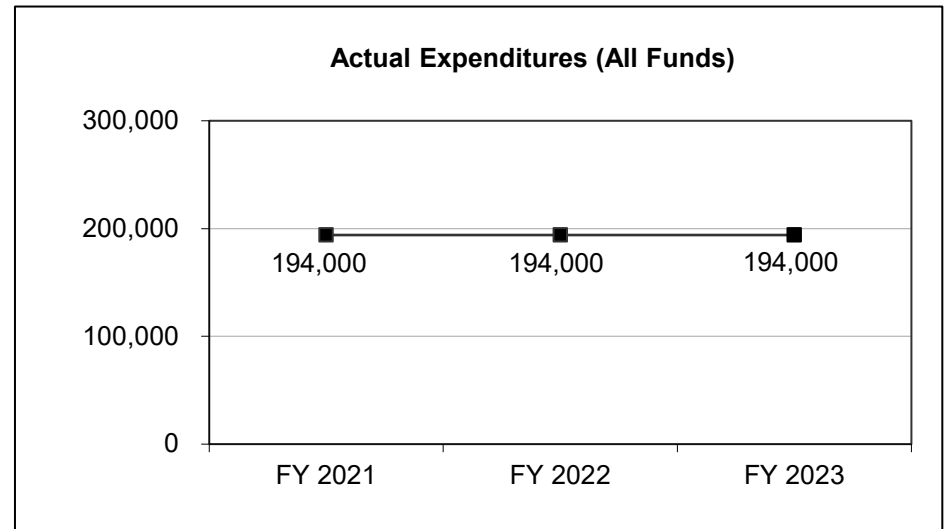
Department of Natural Resources					Budget Unit <u>78520C</u>				
Missouri Geological Survey					HB Section <u>6.306</u>				
Mined Land Reclamation Transfer Core									
1. CORE FINANCIAL SUMMARY									
FY 2025 Budget Request					FY 2025 Governor's Recommendation				
	GR	Federal	Other	Total		GR	Fed	Other	Total
PS	0	0	0	0	PS	0	0	0	0
EE	0	0	0	0	EE	0	0	0	0
PSD	0	0	0	0	PSD	0	0	0	0
TRF	200,000	0	0	200,000	TRF	0	0	0	0
Total	200,000	0	0	200,000	Total	0	0	0	0
FTE	0.00	0.00	0.00	0.00	FTE	0.00	0.00	0.00	0.00
Est. Fringe	0	0	0	0	Est. Fringe	0	0	0	0
<i>Note: Fringes budgeted in House Bill 5 except for certain fringes budgeted directly to MoDOT, Highway Patrol, and Conservation.</i>					<i>Note: Fringes budgeted in House Bill 5 except for certain fringes budgeted directly to MoDOT, Highway Patrol, and Conservation.</i>				
Other Funds: Not applicable									
2. CORE DESCRIPTION									
A General Revenue transfer, beginning in FY 2020, is used to match federal funding for the coal program.									
Reference(s): Sections 444.772, 444.820, 444.905, RSMo. This fund is used for administration and enforcement of Sections 444.500 - 444.970, RSMo, Strip Mine Law and Surface Coal Mining Law, and for reclamation of land affected by strip mining and surface mining and for no other purpose.									
The department utilizes funding provided by the U.S. Department of Interior Office of Surface Mining to enable the Abandoned Mine Land (AML) unit to oversee reclamation of coal mine sites abandoned prior to 1977. Reclamation includes closing dangerous mine shafts, eliminating dangerous high walls, improving severely impacted land, and stabilizing subsiding ground beneath homes and roads.									
The AML unit permits and inspects active coal sites and oversees reclamation of coal mine land; serves as the regulatory authority for coal mine permitting, inspection, and enforcement; and maintains certification for blasters at coal mines in compliance with the federal Surface Mining Control and Reclamation Act (SMCRA).									
3. PROGRAM LISTING (list programs included in this core funding)									
Not applicable. This core decision item is a transfer of funds to the Mined Land Reclamation Fund (0906). This transfer provides funding for activities included in the Missouri Geological Survey Operations Core.									

CORE DECISION ITEM

Department of Natural Resources	Budget Unit <u>78520C</u>
Missouri Geological Survey	
Mined Land Reclamation Transfer Core	HB Section <u>6.306</u>

4. FINANCIAL HISTORY

	FY 2021 Actual	FY 2022 Actual	FY 2023 Actual	FY 2024 Current Yr.
Appropriation (All Funds)	200,000	200,000	200,000	200,000
Less Reverted (All Funds)	(6,000)	(6,000)	(6,000)	(6,000)
Less Restricted (All Funds)	0	0	0	0
Budget Authority (All Funds)	194,000	194,000	194,000	194,000
Actual Expenditures (All Funds)	194,000	194,000	194,000	N/A
Unexpended (All Funds)	0	0	0	N/A
Unexpended, by Fund:				
General Revenue	0	0	0	N/A
Federal	0	0	0	N/A
Other	0	0	0	N/A



Reverted includes the statutory three-percent reserve amount (when applicable).

Restricted includes any Governor's Expenditure Restrictions which remained at the end of the fiscal year (when applicable).

CORE RECONCILIATION DETAIL

**DEPARTMENT OF NATURAL RESOURCES
MIND LAND RECLAMATION TRANSFER**

5. CORE RECONCILIATION DETAIL

	Budget Class	FTE	GR	Federal	Other	Total	Explanation
<hr/>							
TAFP AFTER VETOES	TRF	0.00	200,000	0	0	200,000	
	Total	0.00	200,000	0	0	200,000	
<hr/>							
DEPARTMENT CORE REQUEST	TRF	0.00	200,000	0	0	200,000	
	Total	0.00	200,000	0	0	200,000	
<hr/>							
GOVERNOR'S RECOMMENDED CORE	TRF	0.00	200,000	0	0	200,000	
	Total	0.00	200,000	0	0	200,000	
<hr/>							

Department of Natural Resources

DECISION ITEM SUMMARY

Budget Unit								
Decision Item	FY 2023	FY 2023	FY 2024	FY 2024	FY 2025	FY 2025	*****	*****
Budget Object Summary	ACTUAL	ACTUAL	BUDGET	BUDGET	DEPT REQ	DEPT REQ	SECURED	SECURED
Fund	DOLLAR	FTE	DOLLAR	FTE	DOLLAR	FTE	COLUMN	COLUMN
MIND LAND RECLAMATION TRANSFER								
CORE								
FUND TRANSFERS								
GENERAL REVENUE	194,000	0.00	200,000	0.00	200,000	0.00	0	0.00
TOTAL - TRF	194,000	0.00	200,000	0.00	200,000	0.00	0	0.00
TOTAL	194,000	0.00	200,000	0.00	200,000	0.00	0	0.00
GRAND TOTAL	\$194,000	0.00	\$200,000	0.00	\$200,000	0.00	\$0	0.00

9/22/23 14:52

im_disummary

Department of Natural Resources

DECISION ITEM DETAIL

Budget Unit	FY 2023	FY 2023	FY 2024	FY 2024	FY 2025	FY 2025	*****	*****
Decision Item	ACTUAL	ACTUAL	BUDGET	BUDGET	DEPT REQ	DEPT REQ	SECURED	SECURED
Budget Object Class	DOLLAR	FTE	DOLLAR	FTE	DOLLAR	FTE	COLUMN	COLUMN
MIND LAND RECLAMATION TRANSFER								
CORE								
TRANSFERS OUT	194,000	0.00	200,000	0.00	200,000	0.00	0	0.00
TOTAL - TRF	194,000	0.00	200,000	0.00	200,000	0.00	0	0.00
GRAND TOTAL	\$194,000	0.00	\$200,000	0.00	\$200,000	0.00	\$0	0.00
GENERAL REVENUE	\$194,000	0.00	\$200,000	0.00	\$200,000	0.00		0.00
FEDERAL FUNDS	\$0	0.00	\$0	0.00	\$0	0.00		0.00
OTHER FUNDS	\$0	0.00	\$0	0.00	\$0	0.00		0.00

CORE DECISION ITEM

Department of Natural Resources					Budget Unit <u>78521C</u>				
Missouri Geological Survey					HB Section <u>6.300</u>				
Multipurpose Water Resource Program Transfer Core									
1. CORE FINANCIAL SUMMARY									
FY 2025 Budget Request					FY 2025 Governor's Recommendation				
	GR	Federal	Other	Total		GR	Fed	Other	Total
PS	0	0	0	0	PS	0	0	0	0
EE	0	0	0	0	EE	0	0	0	0
PSD	0	0	0	0	PSD	0	0	0	0
TRF	31,937,310	0	0	31,937,310	TRF	0	0	0	0
Total	31,937,310	0	0	31,937,310	Total	0	0	0	0
FTE	0.00	0.00	0.00	0.00	FTE	0.00	0.00	0.00	0.00
Est. Fringe	0	0	0	0	Est. Fringe	0	0	0	0
<i>Note: Fringes budgeted in House Bill 5 except for certain fringes budgeted directly to MoDOT, Highway Patrol, and Conservation.</i>					<i>Note: Fringes budgeted in House Bill 5 except for certain fringes budgeted directly to MoDOT, Highway Patrol, and Conservation.</i>				
Other Funds: Not applicable									
<u>Core Reallocation:</u> The FY 2025 Budget Request includes a core reallocation of \$37,437,310 to a separate Multipurpose Water Resource Program Transfer budget unit from the Resource Development & Sustainability PSD budget unit.									
<u>Core Reduction:</u> The FY 2025 Budget Request includes a core reduction of \$5,500,000 one-time authority from the FY 2024 budget.									
2. CORE DESCRIPTION									
A General Revenue transfer, beginning in FY 2019, for the purposes of carrying out provisions of the Multipurpose Water Resource Act (Section 256.435 to 256.445, RSMo).									
The transfer supports development of public water supply, flood control storage, and treatment and transmission facilities. It allows for the state to participate with a sponsor in the development, construction, or renovation of a water resource project providing a long-term solution to water supply needs.									
3. PROGRAM LISTING (list programs included in this core funding)									
Not applicable. This core decision item is a transfer of funds to the Multipurpose Water Resource Program Fund (0815). This transfer provides funding for activities included in the Missouri Geological Survey Resource Development & Sustainability PSD Core.									

CORE DECISION ITEM

Department of Natural Resources					Budget Unit	78521C
Missouri Geological Survey						
Multipurpose Water Resource Program Transfer Core					HB Section	6.300
4. FINANCIAL HISTORY						
	FY 2021	FY 2022	FY 2023	FY 2024		
	Actual	Actual	Actual	Current Yr.		
Appropriation (All Funds)	12,104,030	16,937,310	31,937,310	37,437,310		
Less Reverted (All Funds)	(363,120)	(508,119)	(958,119)	(1,123,119)		
Less Restricted (All Funds)	0		0	0		
Budget Authority (All Funds)	11,740,910	16,429,191	30,979,191	36,314,191		
Actual Expenditures (All Funds)	11,740,910	16,429,191	30,979,191	N/A		
Unexpended (All Funds)	0	0	0	N/A		
Unexpended, by Fund:						
General Revenue	0	0	0	N/A		
Federal	0	0	0	N/A		
Other	0	0	0	N/A		

Actual Expenditures (All Funds)

Fiscal Year	Expenditure Amount
FY 2021	11,740,910
FY 2022	16,429,191
FY 2023	30,979,191

Reverted includes the statutory three-percent reserve amount (when applicable).

Restricted includes any Governor's Expenditure Restrictions which remained at the end of the fiscal year (when applicable).

Reverted includes the statutory three-percent reserve amount (when applicable).

Restricted includes any Governor's Expenditure Restrictions which remained at the end of the fiscal year (when applicable).

CORE RECONCILIATION DETAIL

DEPARTMENT OF NATURAL RESOURCES MULTI WATER TRANSFER

5. CORE RECONCILIATION DETAIL

				Budget Class	FTE	GR	Federal	Other	Total	Explanation
DEPARTMENT CORE ADJUSTMENTS										
1x Expenditures	1631	T348	TRF		0.00	(5,500,000)	0	0	(5,500,000)	Core reduction of FY 2024 one-time authority.
Core Reallocation	1630	T348	TRF		0.00	37,437,310	0	0	37,437,310	Core reallocation to Multipurpose Water Resource Program Transfer budget unit from Resource Development & Sustainability PSD budget unit.
NET DEPARTMENT CHANGES					0.00	31,937,310	0	0	31,937,310	
DEPARTMENT CORE REQUEST										
			TRF		0.00	31,937,310	0	0	31,937,310	
			Total		0.00	31,937,310	0	0	31,937,310	
GOVERNOR'S RECOMMENDED CORE										
			TRF		0.00	31,937,310	0	0	31,937,310	
			Total		0.00	31,937,310	0	0	31,937,310	

Department of Natural Resources

DECISION ITEM SUMMARY

Budget Unit								
Decision Item	FY 2023	FY 2023	FY 2024	FY 2024	FY 2025	FY 2025	*****	*****
Budget Object Summary	ACTUAL	ACTUAL	BUDGET	BUDGET	DEPT REQ	DEPT REQ	SECURED	SECURED
Fund	DOLLAR	FTE	DOLLAR	FTE	DOLLAR	FTE	COLUMN	COLUMN
MULTI WATER TRANSFER								
CORE								
FUND TRANSFERS								
GENERAL REVENUE	0	0.00	0	0.00	31,937,310	0.00	0	0.00
TOTAL - TRF	0	0.00	0	0.00	31,937,310	0.00	0	0.00
TOTAL	0	0.00	0	0.00	31,937,310	0.00	0	0.00
GRAND TOTAL	\$0	0.00	\$0	0.00	\$31,937,310	0.00	\$0	0.00

9/22/23 14:52

im_disummary

Department of Natural Resources

DECISION ITEM DETAIL

Budget Unit	FY 2023	FY 2023	FY 2024	FY 2024	FY 2025	FY 2025	*****	*****
Decision Item	ACTUAL	ACTUAL	BUDGET	BUDGET	DEPT REQ	DEPT REQ	SECURED	SECURED
Budget Object Class	DOLLAR	FTE	DOLLAR	FTE	DOLLAR	FTE	COLUMN	COLUMN
MULTI WATER TRANSFER								
CORE								
TRANSFERS OUT	0	0.00	0	0.00	31,937,310	0.00	0	0.00
TOTAL - TRF	0	0.00	0	0.00	31,937,310	0.00	0	0.00
GRAND TOTAL	\$0	0.00	\$0	0.00	\$31,937,310	0.00	\$0	0.00
GENERAL REVENUE	\$0	0.00	\$0	0.00	\$31,937,310	0.00		0.00
FEDERAL FUNDS	\$0	0.00	\$0	0.00	\$0	0.00		0.00
OTHER FUNDS	\$0	0.00	\$0	0.00	\$0	0.00		0.00

NEW DECISION ITEM
RANK: 006 **OF** 031

Department of Natural Resources	Budget Unit <u>78510C</u>
Missouri Geological Survey	
Critical Minerals for a Secure Future DI# 1780002	HB Section <u>6.295</u>

1. AMOUNT OF REQUEST

FY 2025 Budget Request					FY 2025 Governor's Recommendation				
	GR	Federal	Other	Total		GR	Federal	Other	Total
PS	245,760	0	0	245,760	PS	0	0	0	0
EE	1,101,188	0	0	1,101,188	EE	0	0	0	0
PSD	0	0	0	0	PSD	0	0	0	0
TRF	0	0	0	0	TRF	0	0	0	0
Total	1,346,948	0	0	1,346,948	Total	0	0	0	0
FTE	4.00	0.00	0.00	4.00	FTE	0.00	0.00	0.00	0.00

Est. Fringe	<u>149,987</u>	<u>0</u>	<u>0</u>	<u>149,987</u>
<i>Note: Fringes budgeted in House Bill 5 except for certain fringes budgeted directly to MoDOT, Highway Patrol, and Conservation.</i>				

Est. Fringe	<u>0</u>	<u>0</u>	<u>0</u>	<u>0</u>
<i>Note: Fringes budgeted in House Bill 5 except for certain fringes budgeted directly to MoDOT, Highway Patrol, and Conservation.</i>				

Other Funds: Not applicable
Non-Counts: Not applicable

2. THIS REQUEST CAN BE CATEGORIZED AS:

<input type="checkbox"/> New Legislation	<input type="checkbox"/> New Program	<input type="checkbox"/> Fund Switch
<input type="checkbox"/> Federal Mandate	<input checked="" type="checkbox"/> Program Expansion	<input type="checkbox"/> Cost to Continue
<input type="checkbox"/> GR Pick-Up	<input type="checkbox"/> Space Request	<input type="checkbox"/> Equipment Replacement
<input type="checkbox"/> Pay Plan	<input type="checkbox"/> Other: _____	

NEW DECISION ITEMRANK: 006 OF 031

Department of Natural Resources	Budget Unit	<u>78510C</u>
Missouri Geological Survey		
Critical Minerals for a Secure Future	DI# 1780002	HB Section <u>6.295</u>

3. WHY IS THIS FUNDING NEEDED? PROVIDE AN EXPLANATION FOR ITEMS CHECKED IN #2. INCLUDE THE FEDERAL OR STATE STATUTORY OR CONSTITUTIONAL AUTHORIZATION FOR THIS PROGRAM.

Over the last decade, critical minerals have moved to the forefront of national and international discussions, as they are the building blocks of many modern technologies and essential to national security and economic prosperity. For several decades leading up to now, mining and post-processing operations moved abroad, leading to a decline in basic exploration needed to identify mineral resources, and development and processing for domestic minerals production. These declines have put the United States behind in collecting crucial information for prospective critical minerals. This new decision item will support ongoing and new collaborations with state, federal, university, and private partners to catalyze critical minerals interest in the Midwest and support a "cradle to grave" approach to develop these minerals.

New federal programs such as the U.S. Geological Survey's Earth Mapping Resources Initiative (EarthMRI) Program, with additional funding from the Bipartisan Infrastructure Law, are strengthening economic geology and basic science throughout the nation. Missouri, with a rich mining history dating back to the 1700s and host to 29 of the 50 critical mineral commodities identified by USGS, has greatly benefited from this program. To date, Missouri will receive nearly \$1.1 million in federal funding to support this effort through detailed geologic mapping and geochemistry. In addition, EarthMRI is supporting modern geophysical flights, which are uncovering and refining areas of critical mineral potential. Once complete, these surveys will cover nearly one-quarter of the state. Current critical minerals projects are using all available federal funding, some of which require state matching dollars. However, as projects are accelerating, additional FTE are needed to produce quality products for customers including industry, academia, and government entities. Continued investments will allow Missouri to maintain a competitive advantage when compared with other states in the nation in understanding and developing critical mineral resources.

These efforts can be accelerated with additional new decision item funding to: build expertise in ore deposit geology and data analysis; continue refining geologic maps to aid exploration in areas of critical mineral potential; improve data discovery and accessibility for Missouri citizens, including exploration companies; collect subsurface rock core in areas of known critical mineral potential; and through acquisition of modern analytical equipment to collect critical mineral data. Continued investment in this new decision item will support these projects leading to job creation, economic development, and a reduction in U.S. dependence on foreign supplies of minerals.

(Geologic Assistance, Geologic Information and Maps, RSMo 256.050)

NEW DECISION ITEM

RANK: 006 OF 031

Department of Natural Resources	Budget Unit <u>78510C</u>
Missouri Geological Survey	
Critical Minerals for a Secure Future DI# 1780002	HB Section <u>6.295</u>

4. DESCRIBE THE DETAILED ASSUMPTIONS USED TO DERIVE THE SPECIFIC REQUESTED AMOUNT. (How did you determine that the requested number of FTE were appropriate? From what source or standard did you derive the requested levels of funding? Were alternatives such as outsourcing or automation considered? If based on new legislation, does request tie to TAFP fiscal note? If not, explain why. Detail which portions of the request are one-times and how those amounts were calculated.)

This budget request consists of 5 main items:

- 1) Funding for one Geologist (Environmental Program Specialist) to build in-house expertise in economic geology and ore deposits.
- 2) Funding for one Geologist (Environmental Program Specialist) to accelerate geologic mapping in areas of critical mineral resource potential.
- 3) Funding for one Information Science Specialist (Program Specialist) to improve organization and access to critical mineral resource information.
- 4) Funding for contracting drilling to support geologic data collection and mapping to better define areas of known critical mineral potential.
- 5) Purchase of a multi-sensor core logger and one Geologist (Environmental Program Analyst) to run and maintain the equipment.

Operating PS/EE	316,048
Contractual Expenses for Drilling	206,200
Multi-sensor Core Scanner	824,700
FY2025 Department Request	<u><u>1,346,948</u></u>

1) **Ore Deposit Geologist** - In the U.S., exploration and mining companies have been in the process of moving operations overseas for several decades for a variety of reasons. Over time, this impact was felt at state geological surveys that lacked the dedicated funding to hire and retain this expertise. With increased interest and funding for building our understanding of domestic critical mineral potential, this expertise is now essential to better define these ore deposits. This new decision item requests funding to support 1 FTE for the purposes of building and expanding mapping expertise in economic geology in areas related to ore deposits that builds capacity to better understand and define Missouri's critical mineral resources.

2) **Mapping Geologist** - The current national focus on supply chain resiliency in the United States and the role of critical minerals is unprecedented and presents a unique opportunity to expand knowledge of Missouri's mineral resources to inform economic development. Detailed geologic mapping in areas with critical mineral potential provides baseline information to assist exploration, among other uses. Contracting this work is not desirable because in-house mapping expertise is not easily replicated in the private sector and would produce challenges to ensure consistency in methods and geospatial standards for mapping products as required by the federal grant award. Additionally, it is more efficient using in-house resources and would be cost prohibitive to contract this effort. This new decision item requests 1 FTE to support geologic mapping in areas of critical mineral resource potential, providing needed resources to complete these efforts in a timely manner.

NEW DECISION ITEM

RANK: 006 OF 031

Department of Natural Resources		Budget Unit	78510C
Missouri Geological Survey			
Critical Minerals for a Secure Future	DI# 1780002	HB Section	6.295
<p>3) Information Science Specialist - Earth science data collection, storage, and dissemination has been a core part of the MGS mission since its creation in 1853. As information acquisition increases through new funding related to critical minerals, opportunities and challenges exist to better organize and improve accessibility to Missouri Geological Survey's physical and digital collections that span the course of 170 years. This new decision item requests funding to support 1 FTE to manage and modernize access to existing and new data that fulfills our mission of providing quality geologic information to a diverse range of customers.</p> <p>4) Contractual Drilling - Despite an increase in federal funding to perform geologic mapping and collect geochemical data in areas of the state with critical mineral potential, these funds do not adequately support collection of subsurface information in the form of bedrock drill core. This new decision item requests funding to contract approximately 3 strategically placed drill cores from surface to basement bedrock in areas of the state with critical mineral potential and where limited subsurface data exists to support current Earth MRI geologic mapping. This item also requests to maintain a core budget of \$78,000 to address future investigative ability.</p> <p>5) Multi-Sensor Core Logger and Analytical Support - The Department of Natural Resources' McCracken Core Library and Research Center houses rock core from more than 3,300 drill holes; nearly a quarter of these were drilled into materials with the potential to host critical minerals. Achieving a better understanding of these mineral resources requires a variety of analyses. Acquisition and use of a multi-sensor core logger located at the McCracken Core Library and Research Center will provide fast, simple, non-destructive chemical analysis of minerals, rocks, and fluids at a facility that is designed to store and manage bedrock core. This equipment will provide crucial information on Missouri's surface and subsurface mineral resources. Recent technological advances in multi-sensor scanners perform a wide variety of simultaneous nondestructive analyses, providing a clear picture of the minerals contained in each box of core. This equipment will advance our understanding of Missouri's mineral resources beyond critical mineral identification in areas such as industrial mineral assays to support infrastructure such as roads, bridges, and highways and understanding the potential for oil and gas resources. Analytical information from this equipment will be preserved and made easily accessible to the public online. This new decision item requests \$824,700 (one-time) to purchase a multi-sensor core scanner and funding to support 1 FTE to maintain and run analytical equipment including the multi-sensor core logger and tabletop XRF equipment, purchased through FY24 new decision item funding. This position will analyze datasets, coordinate with internal and external geologists and projects that require these data, and assist with ensuring new data is publicly accessible. Additional duties would include sample preparation, assistance with laboratory and analytical equipment such as the thin section scanner and spectrofluorometer, and conodont (microfossil) analysis sample preparation to support the industrial minerals industry and other geologic mapping efforts.</p>			

NEW DECISION ITEM
RANK: 006 OF 031

Department of Natural Resources			Budget Unit 78510C						
Missouri Geological Survey									
Critical Minerals for a Secure Future		DI# 1780002	HB Section 6.295						
5. BREAK DOWN THE REQUEST BY BUDGET OBJECT CLASS, JOB CLASS, AND FUND SOURCE. IDENTIFY ONE-TIME COSTS.									
Budget Object Class/Job Class	Dept Req GR DOLLARS	Dept Req GR FTE	Dept Req FED DOLLARS	Dept Req FED FTE	Dept Req OTHER DOLLARS	Dept Req OTHER FTE	Dept Req TOTAL DOLLARS	Dept Req TOTAL FTE	Dept Req One-Time DOLLARS
10EP30 / Environmental Program Specialist	135,312	2.00					135,312	2.00	
02PS20 / Program Specialist	52,680	1.00					52,680	1.00	
10EP20 / Environmental Program Analyst	57,768	1.00					57,768	1.00	
Total PS	245,760	4.00	0	0.00	0	0.00	245,760	4.00	0
140 / Travel, In-State	5,168						5,168		
160 / Travel, Out-of-State	956						956		
190 / Supplies	1,636						1,636		
320 / Professional Development	2,244						2,244		
340 / Communication Servs & Supplies	2,172						2,172		
400 / Professional Services	206,200						206,200		128,200
430 / M&R Services	1,272						1,272		
480 / Computer Equipment	11,804						11,804		8,272
580 / Office Equipment	44,584						44,584		44,584
590 / Other Equipment	824,700						824,700		824,700
740 / Miscellaneous Expenses	452						452		
Total EE	1,101,188		0		0		1,101,188		1,005,756
Program Distributions							0		
Total PSD	0		0		0		0		0
Transfers									
Total TRF	0		0		0		0		0
Grand Total	1,346,948	4.00	0	0.00	0	0.00	1,346,948	4.00	1,005,756

NEW DECISION ITEM
RANK: 006 OF 031

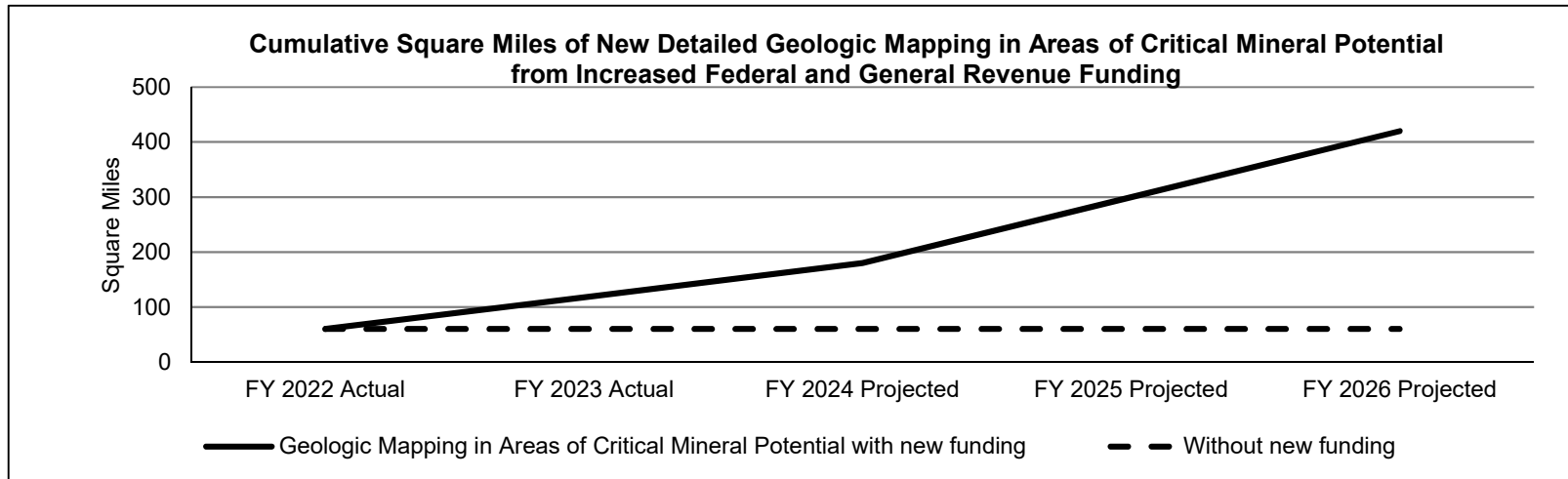
Department of Natural Resources			Budget Unit 78510C						
Missouri Geological Survey									
Critical Minerals for a Secure Future		DI# 1780002	HB Section 6.295						
5. BREAK DOWN THE REQUEST BY BUDGET OBJECT CLASS, JOB CLASS, AND FUND SOURCE. IDENTIFY ONE-TIME COSTS. (continued)									
	Gov Rec	Gov Rec	Gov Rec	Gov Rec	Gov Rec	Gov Rec	Gov Rec	Gov Rec	Gov Rec
	GR	GR	FED	FED	OTHER	OTHER	TOTAL	TOTAL	One-Time
Budget Object Class/Job Class	DOLLARS	FTE	DOLLARS	FTE	DOLLARS	FTE	DOLLARS	FTE	DOLLARS
10EP30 / Environmental Program Specialist							0	0.00	
02PS20 / Program Specialist							0	0.00	
10EP20 / Environmental Program Analyst							0	0.00	
Total PS	0	0.00	0	0.00	0	0.00	0	0.00	0
140 / Travel, In-State							0		
160 / Travel, Out-of-State							0		
190 / Supplies							0		
320 / Professional Development							0		
340 / Communication Servs & Supplies							0		
400 / Professional Services							0		
430 / M&R Services							0		
480 / Computer Equipment							0		
580 / Office Equipment							0		
590 / Other Equipment							0		
740 / Miscellaneous Expenses							0		
Total EE	0		0		0		0		0
Program Distributions							0		
Total PSD	0		0		0		0		0
Transfers									
Total TRF	0		0		0		0		0
Grand Total	0	0.00	0	0.00	0	0.00	0	0.00	0

NEW DECISION ITEM
RANK: 006 **OF** 031

Department of Natural Resources	Budget Unit <u>78510C</u>
Missouri Geological Survey	
Critical Minerals for a Secure Future DI# <u>1780002</u>	HB Section <u>6.295</u>

6. PERFORMANCE MEASURES (If new decision item has an associated core, separately identify projected performance with & without additional

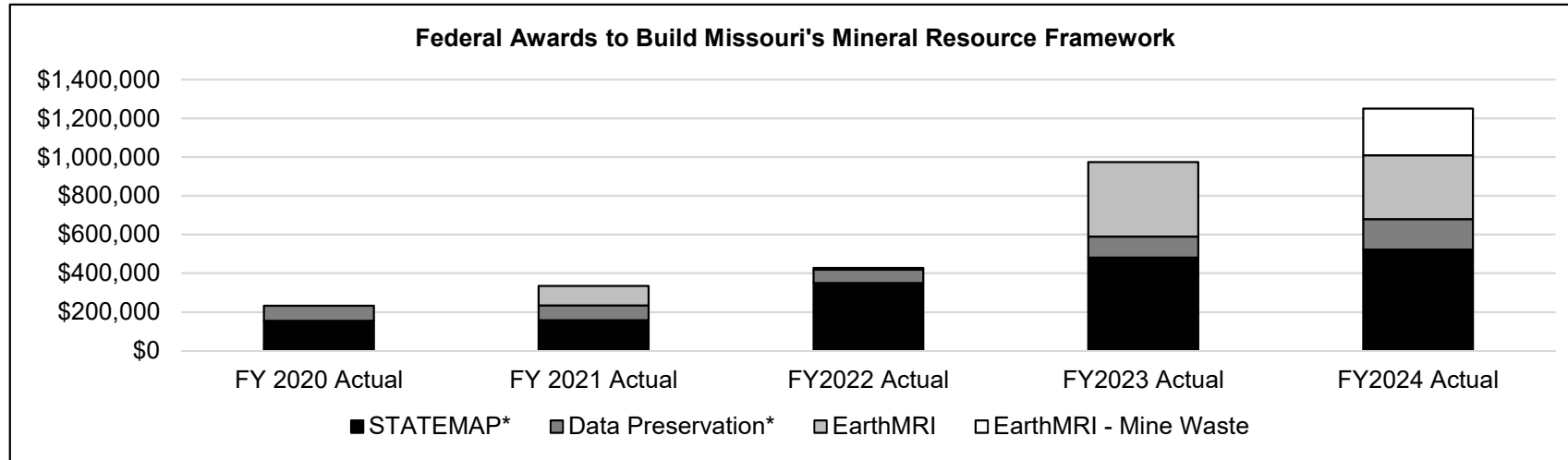
6a. Provide an activity measure(s) for the program.



New federal funding has accelerated detailed geologic mapping and geochemical analyses in areas of critical mineral potential in Missouri. Additional new decision item funding to support this effort will improve the quality and accuracy of these mapping products, constraining areas for potential exploration and providing new information to build a critical minerals framework for Missouri. Some of these maps could not be produced without state matching funds to leverage new federal dollars. An additional mapping geologist would support these new funding efforts providing needed resources to accelerate completion of these mapping products in areas of critical mineral resource potential.

Department of Natural Resources	Budget Unit 78510C
Missouri Geological Survey	
Critical Minerals for a Secure Future	DI# 1780002
	HB Section 6.295

6b. Provide a measure(s) of the program's quality.

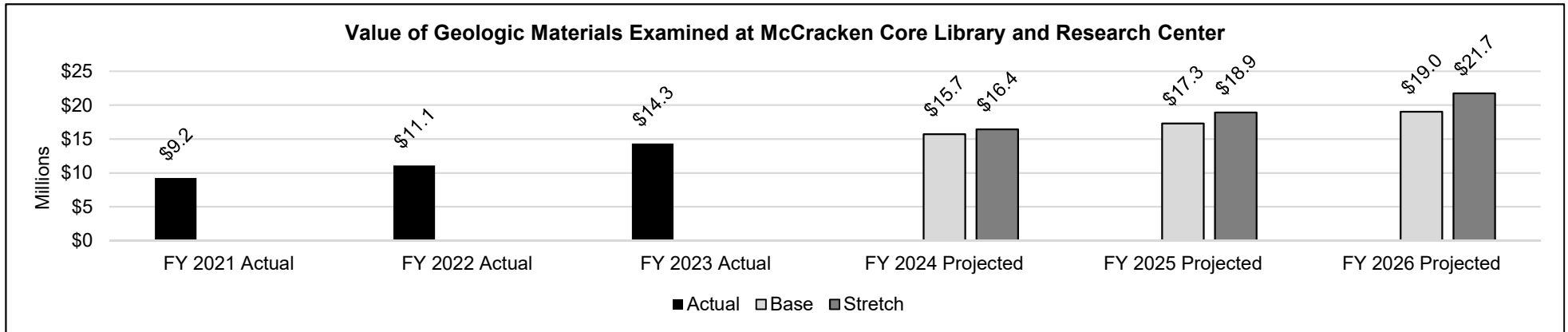


Every year Missouri applies for competitive federal grants to conduct projects that build Missouri's mineral resource framework. This chart shows how Missouri's federal awards have dramatically increased over the last 5 years. Missouri ranks comparably, if not higher, than most surrounding Midwestern states, and consistently above the national average in federal funding for geologic mapping. Some grants (*) require 1:1 state matching funds supported by available general revenue. With increased investment, additional FTE are now needed to support quality products for customers including industry, academia, and government entities. Continued investments in these projects will allow Missouri to maintain a competitive advantage when compared with other states in the nation in understanding and developing critical mineral resources.

NEW DECISION ITEM
RANK: 006 **OF** 031

Department of Natural Resources	Budget Unit <u>78510C</u>
Missouri Geological Survey	
Critical Minerals for a Secure Future DI# 1780002	HB Section <u>6.295</u>

6c. Provide a measure(s) of the program's impact.



The Department of Natural Resources' McCracken Core Library and Research Center houses more than 8 million feet of subsurface geologic material and is one of the largest public collections of drilling core and cuttings in the nation. Each year, customers from industry, academia, government and the public view these materials. In FY2023, 53,787 feet of core stored at this facility was viewed by our customers. Based on current cost per foot to drill (~\$60/ft.), the value of this core to our customers in total was approximately \$3,230,000.

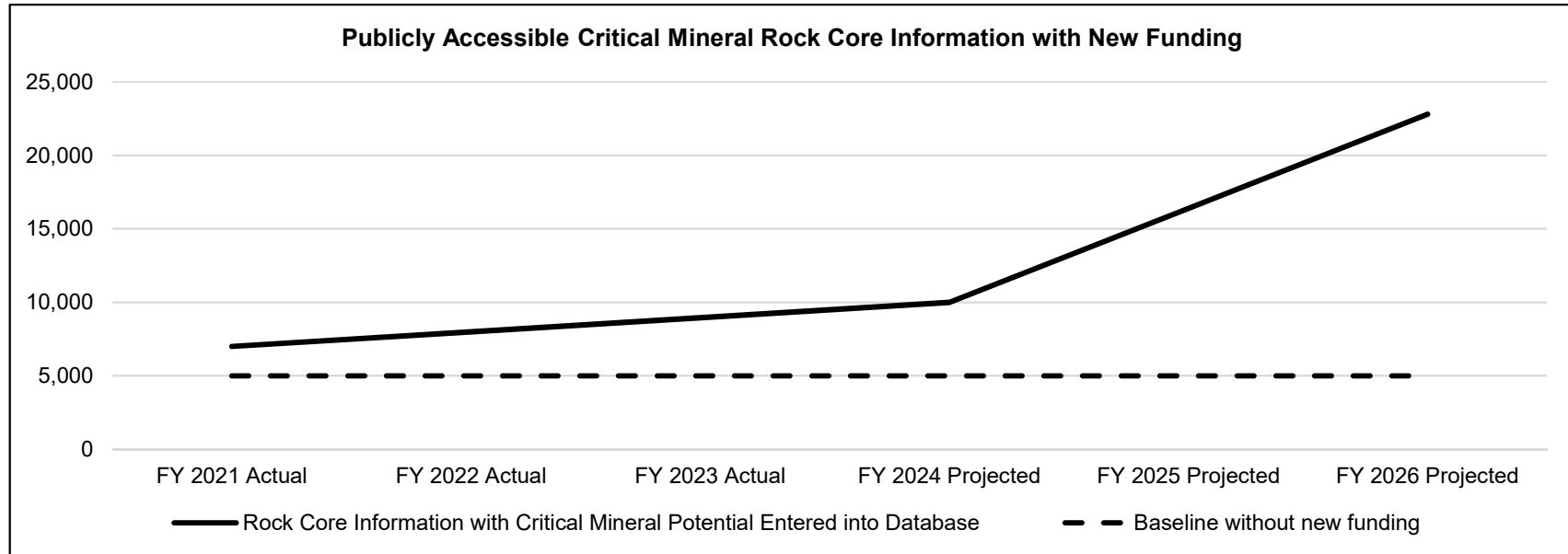
Of the total feet of geologic materials accessed, more than 8,400 linear feet was used by an exploration company for potential cobalt exploration in Missouri. Data also were collected from multiple hand samples in the collection housed at McCracken. The cost savings for the company were more than \$504,000. A separate company evaluated more than 1,500 linear feet of core to evaluate potash potential in Missouri Precambrian-age rocks. Cost savings to this company were more than \$93,500.

New analytical equipment will expand our knowledge of the critical mineral potential of these subsurface materials, allowing for simple, fast, and accurate data collection that will be made publicly accessible.

NEW DECISION ITEM
RANK: 006 **OF** 031

Department of Natural Resources	Budget Unit <u>78510C</u>
Missouri Geological Survey	
Critical Minerals for a Secure Future DI# <u>1780002</u>	HB Section <u>6.295</u>

6d. Provide a measure(s) of the program's efficiency.



Increased funding for preserving Missouri's nearly 170 years of physical and digital data with a focus on resources with critical mineral potential has improved accessibility to these materials. Over the last 4 years, approximately 1,000 paper core logs with critical mineral potential have been made available annually to our customers through a searchable database, ensuring this information is now easily findable. For many decades, this legacy database contained only approximately 5,000 logs; however, with new funding, this number will double in FY 2024. New decision item funding for a Science Information Specialist will assist in accelerating these and other similar efforts such as rock core scanning, x-ray fluorescence, and photography, ensuring valuable critical minerals data is findable and accessible through online databases for all interested customers.

7. STRATEGIES TO ACHIEVE THE PERFORMANCE MEASUREMENT TARGETS:

To achieve the performance measure targets, the Geological Survey Program will actively pursue partnerships with other states and federal agencies, universities, and industry, as well as strive to innovate technology such as high quality geophysics and geochemistry, and use information collected by the Missouri Geological Survey over the last 170 years to inform critical minerals research, exploration, and development in Missouri.

Department of Natural Resources

DECISION ITEM DETAIL

Budget Unit	FY 2023	FY 2023	FY 2024	FY 2024	FY 2025	FY 2025	*****	*****
Decision Item	ACTUAL	ACTUAL	BUDGET	BUDGET	DEPT REQ	DEPT REQ	SECURED	SECURED
Budget Object Class	DOLLAR	FTE	DOLLAR	FTE	DOLLAR	FTE	COLUMN	COLUMN
GEOLOGICAL SURVEY OPERATIONS								
Critical Minerals - 1780002								
PROGRAM SPECIALIST	0	0.00	0	0.00	52,680	1.00	0	0.00
ENVIRONMENTAL PROGRAM ANALYST	0	0.00	0	0.00	57,768	1.00	0	0.00
ENVIRONMENTAL PROGRAM SPEC	0	0.00	0	0.00	135,312	2.00	0	0.00
TOTAL - PS	0	0.00	0	0.00	245,760	4.00	0	0.00
TRAVEL, IN-STATE	0	0.00	0	0.00	5,168	0.00	0	0.00
TRAVEL, OUT-OF-STATE	0	0.00	0	0.00	956	0.00	0	0.00
SUPPLIES	0	0.00	0	0.00	1,636	0.00	0	0.00
PROFESSIONAL DEVELOPMENT	0	0.00	0	0.00	2,244	0.00	0	0.00
COMMUNICATION SERV & SUPP	0	0.00	0	0.00	2,172	0.00	0	0.00
PROFESSIONAL SERVICES	0	0.00	0	0.00	206,200	0.00	0	0.00
M&R SERVICES	0	0.00	0	0.00	1,272	0.00	0	0.00
COMPUTER EQUIPMENT	0	0.00	0	0.00	11,804	0.00	0	0.00
OFFICE EQUIPMENT	0	0.00	0	0.00	44,584	0.00	0	0.00
OTHER EQUIPMENT	0	0.00	0	0.00	824,700	0.00	0	0.00
MISCELLANEOUS EXPENSES	0	0.00	0	0.00	452	0.00	0	0.00
TOTAL - EE	0	0.00	0	0.00	1,101,188	0.00	0	0.00
GRAND TOTAL	\$0	0.00	\$0	0.00	\$1,346,948	4.00	\$0	0.00
GENERAL REVENUE	\$0	0.00	\$0	0.00	\$1,346,948	4.00		0.00
FEDERAL FUNDS	\$0	0.00	\$0	0.00	\$0	0.00		0.00
OTHER FUNDS	\$0	0.00	\$0	0.00	\$0	0.00		0.00

NEW DECISION ITEM
RANK: 024 OF 031

Department of Natural Resources	Budget Unit <u>78510C, 78526C</u>
Missouri Geological Survey	
Revive Economic Growth & Reclaim Orphaned Wells DI# 1780020	HB Section <u>6.295, 6.315</u>

1. AMOUNT OF REQUEST

	FY 2025 Budget Request			
	GR	Federal	Other	Total
PS	0	73,264	0	73,264
EE	0	24,921,993	0	24,921,993
PSD	0	0	0	0
TRF	0	0	0	0
Total	0	24,995,257	0	24,995,257
FTE	0.00	1.30	0.00	1.30

Est. Fringe	<u>0</u>	<u>44,713</u>	<u>0</u>	<u>44,713</u>
--------------------	----------	---------------	----------	---------------

Note: Fringes budgeted in House Bill 5 except for certain fringes

Other Funds: Not applicable
Non-Counts: Not applicable

	FY 2025 Governor's Recommendation			
	GR	Federal	Other	Total
PS	0	0	0	0
EE	0	0	0	0
PSD	0	0	0	0
TRF	0	0	0	0
Total	0	0	0	0
FTE	0.00	0.00	0.00	0.00

Est. Fringe	<u>0</u>	<u>0</u>	<u>0</u>	<u>0</u>
--------------------	----------	----------	----------	----------

Note: Fringes budgeted in House Bill 5 except for certain fringes

2. THIS REQUEST CAN BE CATEGORIZED AS:

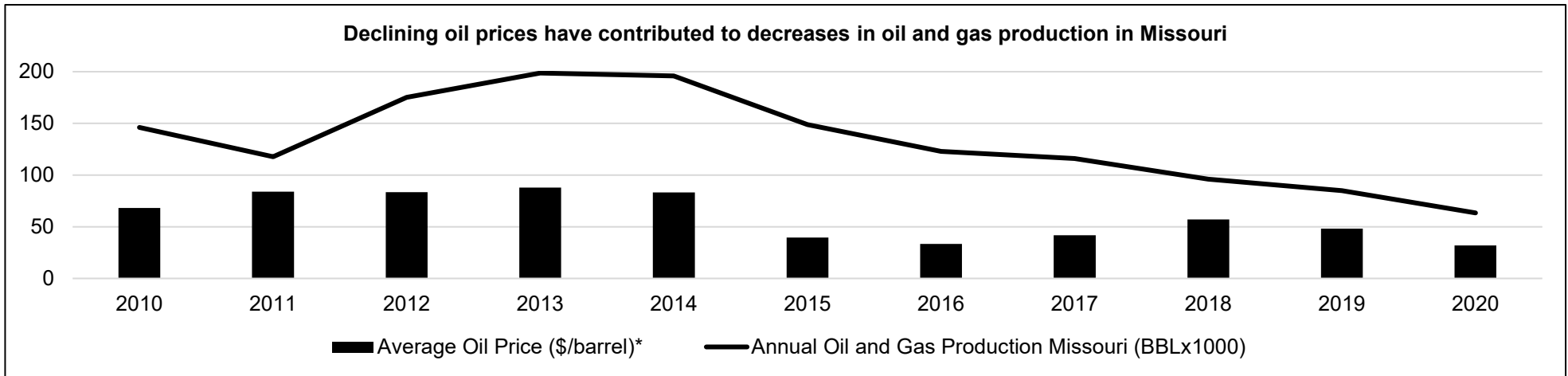
<input type="checkbox"/> New Legislation	<input type="checkbox"/> New Program	<input type="checkbox"/> Fund Switch
<input type="checkbox"/> Federal Mandate	<input checked="" type="checkbox"/> Program Expansion	<input type="checkbox"/> Cost to Continue
<input type="checkbox"/> GR Pick-Up	<input type="checkbox"/> Space Request	<input type="checkbox"/> Equipment Replacement
<input type="checkbox"/> Pay Plan	<input type="checkbox"/> Other: _____	

NEW DECISION ITEM

RANK: 024 OF 031

Department of Natural Resources	Budget Unit <u>78510C, 78526C</u>
Missouri Geological Survey	
Revive Economic Growth & Reclaim Orphaned Wells DI# 1780020	HB Section <u>6.295, 6.315</u>

3. WHY IS THIS FUNDING NEEDED? PROVIDE AN EXPLANATION FOR ITEMS CHECKED IN #2. INCLUDE THE FEDERAL OR STATE STATUTORY OR CONSTITUTIONAL AUTHORIZATION FOR THIS PROGRAM.



Missouri has produced oil and gas since the 1860s and has a long-standing and growing problem with abandoned or “orphan” oil and gas wells. These wells have been abandoned by historic oil and gas operations and by companies that are no longer in business due to declines in energy production. Missouri has an estimated 4,800 abandoned oil and gas wells located on farms, in urban areas, and backyards throughout areas of the state that have potential for oil and gas commodities.

Unplugged wells are dangerous and can leak methane gas, contribute to environmental degradation, and contaminate groundwater resources. Although the Department maintains an Oil and Gas Remedial Fund, which may be used by the Department to pay for the plugging of, or other remedial measures on, wells, it is largely underfunded with no fixed revenue stream. Liabilities associated with abandoned oil and gas wells are estimated near \$50 million, yet the Remedial Fund has a balance of less than \$100K, enough to plug approximately 10 wells. Additionally, current bonding requirements for new oil and gas wells are inadequate to pay for the cost to plug abandoned wells. This new decision item will provide the authority to expend federal funding from the Bipartisan Infrastructure Law (BIL) and implement a sustained effort to plug abandoned oil and gas wells in Missouri. This federal program will provide funds to state governments to plug, remediate, and reclaim abandoned oil and gas wells and surrounding land for new beneficial purposes.

State administrative costs are anticipated to be minimal with the vast majority of funding being distributed in the form of contracts to private industry to plug and remediate abandoned wells.

*Data for average oil price is reported to the Missouri Geological Survey by Missouri Oil and Gas Producers.

(State Oil and Gas Council Sections 259.010 - 256.230, RSMo)

NEW DECISION ITEM

RANK: 024 OF 031

Department of Natural Resources Missouri Geological Survey Revive Economic Growth & Reclaim Orphaned Wells DI# 1780020	Budget Unit <u>78510C, 78526C</u> HB Section <u>6.295, 6.315</u>						
<p>4. DESCRIBE THE DETAILED ASSUMPTIONS USED TO DERIVE THE SPECIFIC REQUESTED AMOUNT. (How did you determine that the requested number of FTE were appropriate? From what source or standard did you derive the requested levels of funding? Were alternatives such as outsourcing or automation considered? If based on new legislation, does request tie to TAFP fiscal note? If not, explain why. Detail which portions of the request are one-times and how those amounts were calculated.)</p> <p>An increase in appropriation authority is needed to accept and expend any new federal funds. Personal service expenses are necessary to build a comprehensive abandoned oil and gas well inventory and administer the funds needed to plug abandoned oil and gas wells. Reliable information regarding the location and condition of these abandoned wells is poorly documented. Accurate records of oil and gas well drilling were not systematically maintained until the late 1970s. Therefore, an estimated 4,800 abandoned oil and gas wells in Missouri have little or no information. Under the BIL, states can apply for grants to develop a comprehensive and detailed inventory of abandoned oil and gas wells and later apply for grant awards to plug and remediate abandoned wells. This will be accomplished by awarding contracts to private industry.</p> <p>Appropriation authority is requested to provide federal funds to properly plug and remediate Missouri's estimated 4,800 abandoned oil and gas wells. The cost to plug an oil and gas well can range from \$6,000-\$10,000 per well. Therefore, it is estimated Missouri has more than \$20 million in funding needs to address abandoned oil and gas wells. In August 2023, the Department submitted an Initial Grant application of nearly \$5 million to inventory and characterize 1,960 abandoned wells to accurately update Department records and prioritize the wells for plugging. Of these estimated 4,800 documented oil and gas wells, the Department has prioritized 1,960 wells to assess and rank based on expected impacts to human health and the environment. The remaining abandoned oil and gas wells pose less of a risk to human health and the environment or have already been prioritized for plugging due to their compliance status. The Department plans to apply for a Formula Grant in late 2023 that has fund eligibility of nearly \$25 million. Without knowing how or when contracts for characterization or plugging are issued, the Department anticipates a</p> <div style="text-align: right; margin-top: 20px;"> <table style="margin-left: auto; margin-right: auto;"> <tr> <td>Operating PS/EE</td> <td align="right">92,023</td> </tr> <tr> <td>Contractual Expenses (pass-through)</td> <td align="right"><u>24,903,234</u></td> </tr> <tr> <td>FY2025 Department Request</td> <td align="right"><u>24,995,257</u></td> </tr> </table> </div>		Operating PS/EE	92,023	Contractual Expenses (pass-through)	<u>24,903,234</u>	FY2025 Department Request	<u>24,995,257</u>
Operating PS/EE	92,023						
Contractual Expenses (pass-through)	<u>24,903,234</u>						
FY2025 Department Request	<u>24,995,257</u>						

NEW DECISION ITEM
RANK: 024 OF 031

Department of Natural Resources			Budget Unit 78510C, 78526C						
Missouri Geological Survey									
Revive Economic Growth & Reclaim Orphaned Wells DI# 1780020			HB Section 6.295, 6.315						
5. BREAK DOWN THE REQUEST BY BUDGET OBJECT CLASS, JOB CLASS, AND FUND SOURCE. IDENTIFY ONE-TIME COSTS.									
	Dept Req	Dept Req	Dept Req	Dept Req	Dept Req	Dept Req	Dept Req	Dept Req	Dept Req
	GR	GR	FED	FED	OTHER	OTHER	TOTAL	TOTAL	One-Time
Budget Object Class/Job Class	DOLLARS	FTE	DOLLARS	FTE	DOLLARS	FTE	DOLLARS	FTE	DOLLARS
10EP40/Environmental Pgm Supervisor			13,440	0.25			13,440	0.25	
02AM30/Lead Administrative Support Assist			2,056	0.05			2,056	0.05	
10EP20/Environmental Program Analyst			57,768	1.00			57,768	1.00	
Total PS	0	0.00	73,264	1.30	0	0.00	73,264	1.30	0
140/Travel, In-State			1,809				1,809		
160/Travel, Out-of-State			335				335		
190/Supplies			573				573		
320/Professional Development			785				785		
340/Communication Services & Supplies			760				760		
400/Professional Services			24,903,234				24,903,234		
430/M&R Services			445				445		
480/Computer Equipment			2,748				2,748		1,865
580/Office Equipment			11,146				11,146		11,146
740/Misc Expenses			158				158		
Total EE	0	0.00	24,921,993	0.00	0	0.00	24,921,993	0.00	13,011
Program Distributions			0				0		
Total PSD	0		0		0		0		0
Transfers									
Total TRF	0		0		0		0		0
Grand Total	0	0.00	24,995,257	1.30	0	0.00	24,995,257	1.30	13,011

NEW DECISION ITEM

RANK: 024 OF 031

Department of Natural Resources			Budget Unit <u>78510C, 78526C</u>						
Missouri Geological Survey									
Revive Economic Growth & Reclaim Orphaned Wells DI# 1780020			HB Section <u>6.295, 6.315</u>						
Budget Object Class/Job Class	Gov Rec GR DOLLARS	Gov Rec GR FTE	Gov Rec FED DOLLARS	Gov Rec FED FTE	Gov Rec OTHER DOLLARS	Gov Rec OTHER FTE	Gov Rec TOTAL DOLLARS	Gov Rec TOTAL FTE	Gov Rec One-Time DOLLARS
10EP40/Environmental Pgm Supervisor							0	0.00	
02AM30/Lead Administrative Support Assist							0	0.00	
10EP20/Environmental Program Analyst							0	0.00	
Total PS	0	0.00	0	0.00	0	0.00	0	0.00	0
140/Travel, In-State							0		
160/Travel, Out-of-State							0		
190/Supplies							0		
320/Professional Development							0		
340/Communication Services & Supplies							0		
400/Professional Services							0		
430/M&R Services							0		
480/Computer Equipment							0		
580/Office Equipment							0		
740/Misc Expenses							0		
Total EE	0		0		0		0		0
Program Distributions							0		
Total PSD	0		0		0		0		0
Transfers									
Total TRF	0		0		0		0		0
Grand Total	0	0.00	0	0.00	0	0.00	0	0.00	0

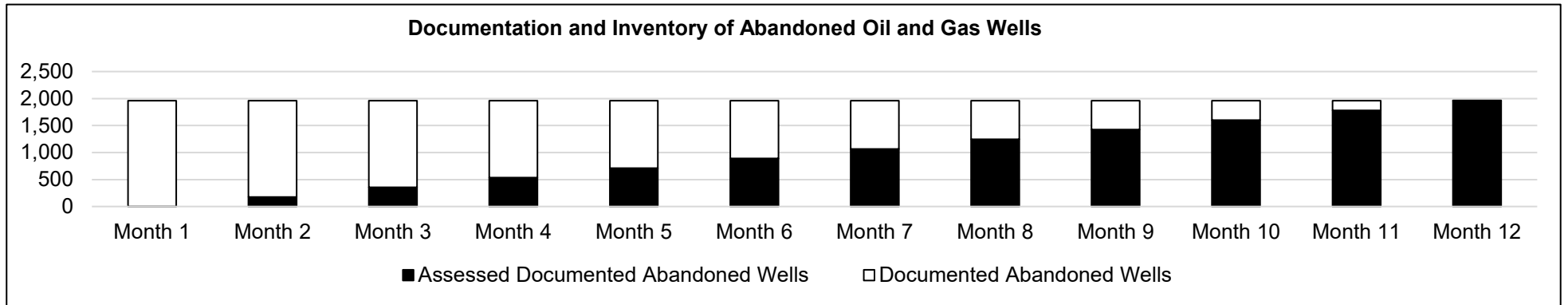
NEW DECISION ITEM

RANK: 024 OF 031

Department of Natural Resources	Budget Unit <u>78510C, 78526C</u>
Missouri Geological Survey	
Revive Economic Growth & Reclaim Orphaned Wells DI# 1780020	HB Section <u>6.295, 6.315</u>

6. PERFORMANCE MEASURES (If new decision item has an associated core, separately identify projected performance with & without additional funding.)

6a. Provide an activity measure(s) for the program.



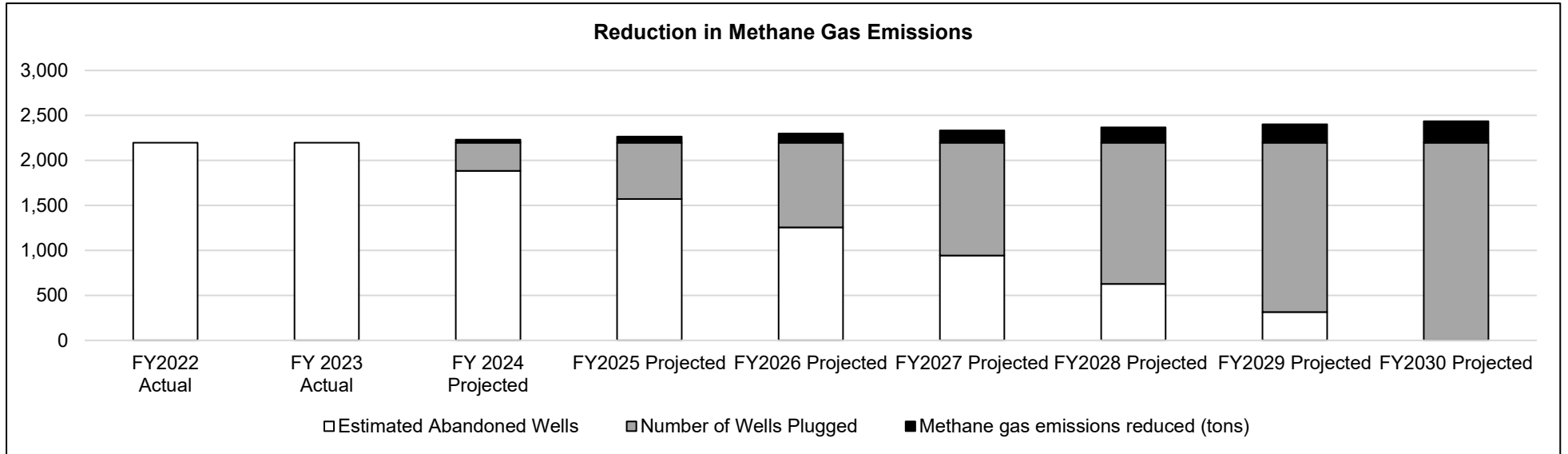
Initial efforts will be focused on documentation of 1,960 abandoned oil and gas wells through a comprehensive data inventory and catalog. This will provide accurate information on the precise number of wells, well location, well condition, construction details, landowner data, and estimated costs to inform well plugging.

NEW DECISION ITEM

RANK: 024 **OF** 031

Department of Natural Resources	Budget Unit <u>78510C, 78526C</u>
Missouri Geological Survey	
Revive Economic Growth & Reclaim Orphaned Wells DI# 1780020	HB Section <u>6.295, 6.315</u>

6b. Provide a measure(s) of the program(s) quality.



Unplugged oil and gas wells can leak methane gas, contribute to environmental degradation, and contaminate groundwater resources. It is estimated that plugging 2,198 abandoned oil and gas wells will decrease methane emissions in Missouri by 240 tons by 2030¹. The number of wells that will be plugged is estimated from wells being assessed (1,960) and known wells with compliance issues (238).

¹ Methane emissions from abandoned oil and gas wells. Mary Kang, Cynthia M. Kanno, Matthew C. Reid, Xin Zhang, Denise L. Mauzerall, Michael A. Celia, Yuheng Chen, Tullis C. Onstott. Proceedings of the National Academy of Sciences Dec 2014, 111 (51) 18173-18177; DOI: 10.1073/pnas.1408315111

NEW DECISION ITEM

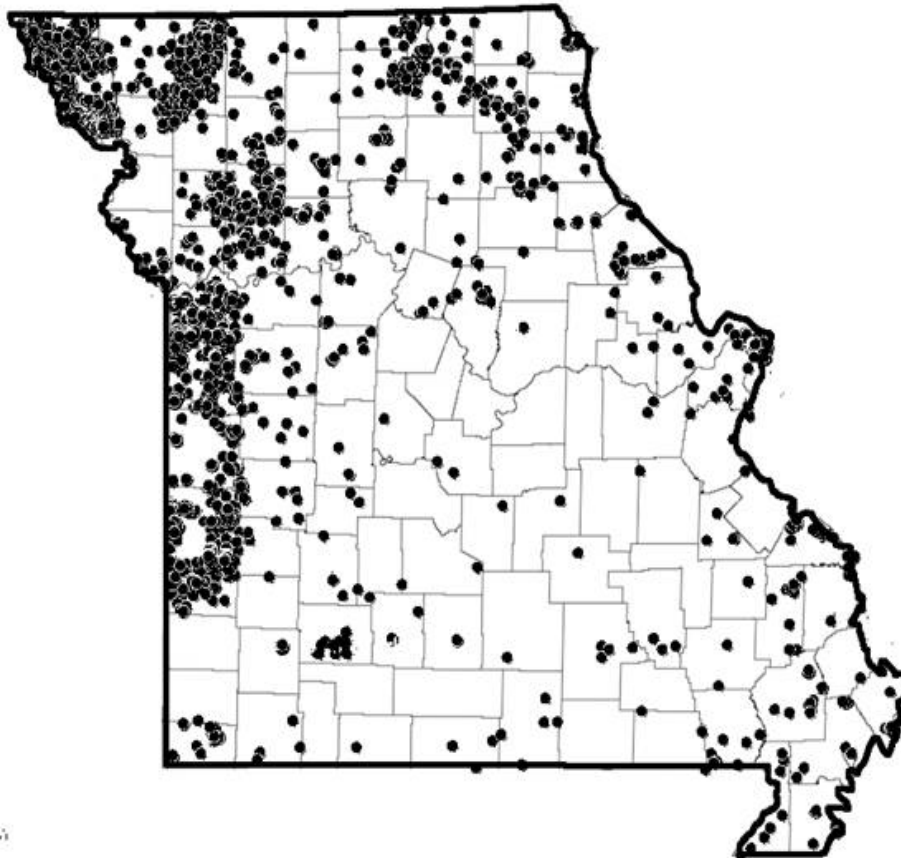
RANK: 024 OF 031

Department of Natural Resources
Missouri Geological Survey
Revive Economic Growth & Reclaim Orphaned Wells DI# 1780020

Budget Unit 78510C, 78526C
HB Section 6.295, 6.315

6c. Provide a measure(s) of the program's impact.

Abandoned Oil and Gas Wells in Missouri



Missouri's abandoned oil and gas wells are located throughout the state; however, the majority of these wells are in Cass, Jackson, and Vernon Counties. These three counties are home to more than 820,000 Missourians¹, many without the means to plug abandoned oil and gas wells.

Plugging these wells will bring direct and indirect economic development opportunities, including new well plugging industry jobs, increases in economic activity, and approximately 4,000 acres of land improvements in these areas.

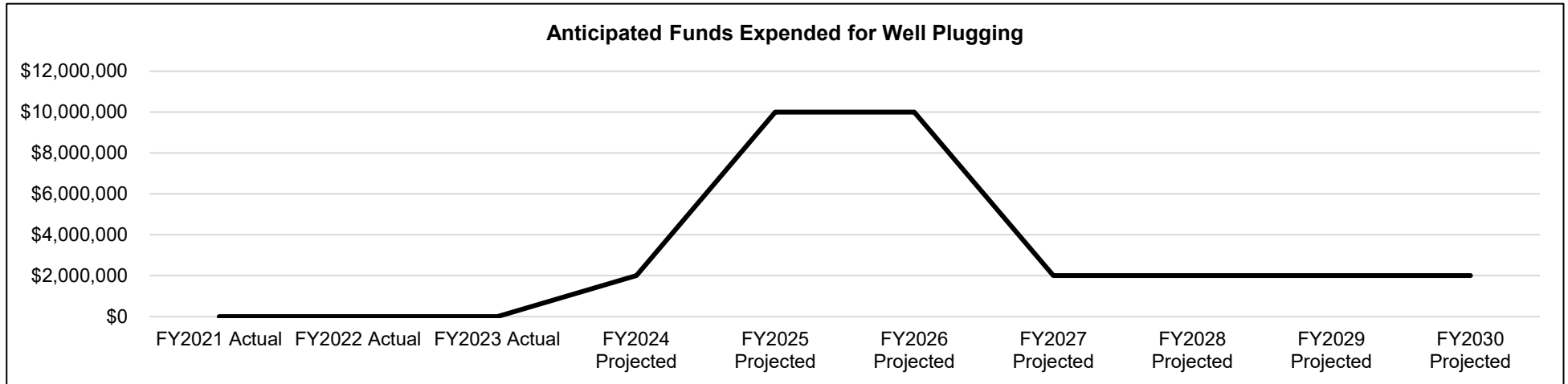
¹2020 U.S. Census Data

NEW DECISION ITEM

RANK: 024 OF 031

Department of Natural Resources	Budget Unit <u>78510C, 78526C</u>
Missouri Geological Survey	
Revive Economic Growth & Reclaim Orphaned Wells DI# 1780020	HB Section <u>6.295, 6.315</u>

6d. Provide a measure(s) of the program's efficiency.



This chart demonstrates the anticipated funds expended from FY2021-FY2030 on properly plugging oil and gas wells.

7. STRATEGIES TO ACHIEVE THE PERFORMANCE MEASUREMENT TARGETS:

To achieve the performance measure targets, the Geological Survey Program will build upon its 170 years of geologic expertise and historic administration of implementing the rules and regulations of the State Oil and Gas Council to pursue large-scale plugging of oil and gas wells in Missouri. Established relationships with Missouri's oil and gas and well drilling industries will facilitate accomplishing these goals.

Department of Natural Resources

DECISION ITEM DETAIL

Budget Unit	FY 2023	FY 2023	FY 2024	FY 2024	FY 2025	FY 2025	*****	*****
Decision Item	ACTUAL	ACTUAL	BUDGET	BUDGET	DEPT REQ	DEPT REQ	SECURED	SECURED
Budget Object Class	DOLLAR	FTE	DOLLAR	FTE	DOLLAR	FTE	COLUMN	COLUMN
GEOLOGICAL SURVEY OPERATIONS								
REGROW - 1780020								
LEAD ADMIN SUPPORT ASSISTANT	0	0.00	0	0.00	2,056	0.05	0	0.00
ENVIRONMENTAL PROGRAM ANALYST	0	0.00	0	0.00	57,768	1.00	0	0.00
ENVIRONMENTAL PROGRAM SPV	0	0.00	0	0.00	13,440	0.25	0	0.00
TOTAL - PS	0	0.00	0	0.00	73,264	1.30	0	0.00
TRAVEL, IN-STATE	0	0.00	0	0.00	1,809	0.00	0	0.00
TRAVEL, OUT-OF-STATE	0	0.00	0	0.00	335	0.00	0	0.00
SUPPLIES	0	0.00	0	0.00	573	0.00	0	0.00
PROFESSIONAL DEVELOPMENT	0	0.00	0	0.00	785	0.00	0	0.00
COMMUNICATION SERV & SUPP	0	0.00	0	0.00	760	0.00	0	0.00
M&R SERVICES	0	0.00	0	0.00	445	0.00	0	0.00
COMPUTER EQUIPMENT	0	0.00	0	0.00	2,748	0.00	0	0.00
OFFICE EQUIPMENT	0	0.00	0	0.00	11,146	0.00	0	0.00
MISCELLANEOUS EXPENSES	0	0.00	0	0.00	158	0.00	0	0.00
TOTAL - EE	0	0.00	0	0.00	18,759	0.00	0	0.00
GRAND TOTAL	\$0	0.00	\$0	0.00	\$92,023	1.30	\$0	0.00
GENERAL REVENUE	\$0	0.00	\$0	0.00	\$0	0.00		0.00
FEDERAL FUNDS	\$0	0.00	\$0	0.00	\$92,023	1.30		0.00
OTHER FUNDS	\$0	0.00	\$0	0.00	\$0	0.00		0.00

Department of Natural Resources

DECISION ITEM DETAIL

Budget Unit	FY 2023	FY 2023	FY 2024	FY 2024	FY 2025	FY 2025	*****	*****
Decision Item	ACTUAL	ACTUAL	BUDGET	BUDGET	DEPT REQ	DEPT REQ	SECURED	SECURED
Budget Object Class	DOLLAR	FTE	DOLLAR	FTE	DOLLAR	FTE	COLUMN	COLUMN
OIL AND GAS WELLS PSD								
REGROW - 1780020								
PROFESSIONAL SERVICES	0	0.00	0	0.00	24,903,234	0.00	0	0.00
TOTAL - EE	0	0.00	0	0.00	24,903,234	0.00	0	0.00
GRAND TOTAL	\$0	0.00	\$0	0.00	\$24,903,234	0.00	\$0	0.00
GENERAL REVENUE	\$0	0.00	\$0	0.00	\$0	0.00		0.00
FEDERAL FUNDS	\$0	0.00	\$0	0.00	\$24,903,234	0.00		0.00
OTHER FUNDS	\$0	0.00	\$0	0.00	\$0	0.00		0.00

NEW DECISION ITEM

RANK: 007 OF 031

Department of Natural Resources	Budget Unit <u>78525C</u>
Missouri Geological Survey	
Missouri River Flood Risk and Resiliency Studies <u>DI# 1780003</u>	HB Section <u>6.305</u>

1. AMOUNT OF REQUEST

	FY 2025 Budget Request			
	GR	Federal	Other	Total
PS	0	0	0	0
EE	5,154,639	0	0	5,154,639
PSD	0	0	0	0
TRF	0	0	0	0
Total	<u>5,154,639</u>	<u>0</u>	<u>0</u>	<u>5,154,639</u>
FTE	0.00	0.00	0.00	0.00

Est. Fringe	<u>0</u>	<u>0</u>	<u>0</u>	<u>0</u>
--------------------	----------	----------	----------	----------

Note: Fringes budgeted in House Bill 5 except for certain fringes budgeted directly to MoDOT, Highway Patrol, and Conservation.

Other Funds: Not applicable

Non-Counts: Not applicable

	FY 2025 Governor's Recommendation			
	GR	Federal	Other	Total
PS	0	0	0	0
EE	0	0	0	0
PSD	0	0	0	0
TRF	0	0	0	0
Total	<u>0</u>	<u>0</u>	<u>0</u>	<u>0</u>
FTE	0.00	0.00	0.00	0.00

Est. Fringe	<u>0</u>	<u>0</u>	<u>0</u>	<u>0</u>
--------------------	----------	----------	----------	----------

Note: Fringes budgeted in House Bill 5 except for certain fringes budgeted directly to MoDOT, Highway Patrol, and Conservation.

2. THIS REQUEST CAN BE CATEGORIZED AS:

<input type="checkbox"/> New Legislation	<input type="checkbox"/> New Program	<input type="checkbox"/> Fund Switch
<input type="checkbox"/> Federal Mandate	<input type="checkbox"/> Program Expansion	<input checked="" type="checkbox"/> Cost to Continue
<input type="checkbox"/> GR Pick-Up	<input type="checkbox"/> Space Request	<input type="checkbox"/> Equipment Replacement
<input type="checkbox"/> Pay Plan	<input type="checkbox"/> Other: _____	

NEW DECISION ITEMRANK: 007 OF 031

Department of Natural Resources	Budget Unit	<u>78525C</u>
Missouri Geological Survey		
Missouri River Flood Risk and Resiliency Studies	DI# 1780003	HB Section <u>6.305</u>

3. WHY IS THIS FUNDING NEEDED? PROVIDE AN EXPLANATION FOR ITEMS CHECKED IN #2. INCLUDE THE FEDERAL OR STATE STATUTORY OR CONSTITUTIONAL AUTHORIZATION FOR THIS PROGRAM.

This new decision item continues to fund the cooperative work between the states of Missouri, Kansas, Iowa, and Nebraska along with the U.S. Army Corps of Engineers (USACE) to provide strategies and design solutions to create better systemic flood protection and resiliency for the Missouri River. Many Missouri citizens, cities and towns, agriculture producers, and other businesses stand to benefit from a Missouri River system that serves more reliably and consistently in its roles as a vital transportation artery and a recreational and habitat asset. These studies seek to create a system that maximizes benefits of the river while mitigating and protecting from the impacts of recurring flood events.

The funds for this item support the following Lower Missouri (LoMo) River projects in Missouri, which have begun and are expected to continue until 2026:

LoMo spin-off study: Brunswick
LoMo spin-off study: Holt County
LoMo spin-off study: Jefferson City

Section 216 of the Water Resources Development Act (WRDA) 2020 provides authority for site-specific feasibility studies (spin-off studies) in priority flood risk areas to begin prior to completion of the system plan. This concurrent effort allows for seamless progression into design for project areas with approved feasibility reports.

The feasibility cost-share agreements for the three initial spin-off studies (Brunswick, Holt County, Jefferson City) were signed in fall 2022, and these projects are underway. More sites may be determined as the system plan progresses. Current efforts include scheduled site visits from USACE's Project Delivery Team to provide background for development of the project scope and timeline. While these types of projects generally follow the USACE's 3 by 3 by 3 framework of 3-year studies, 3 million dollars, and 3 levels of USACE review, the project scope and timeline for each of the three spin-off studies will vary due to the differences in the geographic sizes of the project areas, site-specific challenges, and other such factors. MoDNR supports USACE's scoping efforts and understands that while the 3 by 3 by 3 model has been in place for quite some time, due to factors such as inflation, it will be necessary to spend more than \$3 million on these studies. The scoping efforts for these spin-off studies are nearly complete, and the studies are anticipated for completion sometime in 2026.

NEW DECISION ITEM

RANK: 007 OF 031

Department of Natural Resources	Budget Unit	78525C
Missouri Geological Survey		
Missouri River Flood Risk and Resiliency Studies	DI# 1780003	HB Section 6.305

4. DESCRIBE THE DETAILED ASSUMPTIONS USED TO DERIVE THE SPECIFIC REQUESTED AMOUNT. (How did you determine that the requested number of FTE were appropriate? From what source or standard did you derive the requested levels of funding? Were alternatives such as outsourcing or automation considered? If based on new legislation, does request tie to TAFP fiscal note? If not, explain why. Detail which portions of the request are one-times and how those amounts were calculated.)

In FY 2022, \$4,500,000 was appropriated for Missouri's portion of these spin-off studies. As the studies have progressed for Brunswick, Jefferson City, and Holt County, the cost estimates for the studies have been revised by the USACE beyond the standard project study cap due to the geographic extent and complexity of the studies. Total costs for Missouri's portion of the LoMo spin-off studies have increased from \$4,500,000 to \$9,500,000. These increases have led to the need for this additional \$5,000,000 NDI to fully fund the state's portion of the studies and bring these projects to completion.

	Total Revised Estimated Study Costs	Federal Share	State Share	
Lower Missouri - Brunswick Spin-off Study	5,000,000	2,500,000	2,500,000	50/50 cost share agreement
Lower Missouri - Jefferson City Spin-off Study	4,000,000	2,000,000	2,000,000	50/50 cost share agreement
Lower Missouri - Holt County Spin-off Study	10,000,000	5,000,000	5,000,000	50/50 cost share agreement
total obligations	19,000,000	9,500,000	9,500,000	
			9,500,000	Missouri's total obligation
			(4,500,000)	less existing authority
			5,000,000	Missouri's balance due
			154,639	plus standard 3% GR reserve
			<u>5,154,639</u>	FY2025 Department Request

NEW DECISION ITEM

RANK: 007 OF 031

Department of Natural Resources			Budget Unit 78525C						
Missouri Geological Survey									
Missouri River Flood Risk and Resiliency Studies			DI# 1780003		HB Section		6.305		
5. BREAK DOWN THE REQUEST BY BUDGET OBJECT CLASS, JOB CLASS, AND FUND SOURCE. IDENTIFY ONE-TIME COSTS.									
	Dept Req	Dept Req	Dept Req	Dept Req	Dept Req	Dept Req	Dept Req	Dept Req	Dept Req
	GR	GR	FED	FED	OTHER	OTHER	TOTAL	TOTAL	One-Time
Budget Object Class/Job Class	DOLLARS	FTE	DOLLARS	FTE	DOLLARS	FTE	DOLLARS	FTE	DOLLARS
400/Professional Services	5,154,639						5,154,639		5,154,639
Total EE	5,154,639		0		0		5,154,639		5,154,639
Program Distributions							0		
Total PSD	0		0		0		0		0
Grand Total	5,154,639	0.00	0	0.00	0	0.00	5,154,639	0.00	5,154,639
	Gov Rec	Gov Rec	Gov Rec	Gov Rec	Gov Rec	Gov Rec	Gov Rec	Gov Rec	Gov Rec
	GR	GR	FED	FED	OTHER	OTHER	TOTAL	TOTAL	One-Time
Budget Object Class/Job Class	DOLLARS	FTE	DOLLARS	FTE	DOLLARS	FTE	DOLLARS	FTE	DOLLARS
400/Professional Services							0		
Total EE	0		0		0		0		0
Program Distributions							0		
Total PSD	0		0		0		0		0
Grand Total	0	0.00	0	0.00	0	0.00	0	0.00	0

NEW DECISION ITEM

RANK: 007 OF 031

Department of Natural Resources	Budget Unit <u>78525C</u>
Missouri Geological Survey	
Missouri River Flood Risk and Resiliency Studies DI# 1780003	HB Section <u>6.305</u>

6. PERFORMANCE MEASURES (If new decision item has an associated core, separately identify projected performance with & without additional funding.)

6a. Provide an activity measure(s) for the program.

The measure of activity for this project will be the completion of the planned products: a flood resilience system plan and initial construction design for flood protection improvements in selected problem areas along the Missouri River.

6b. Provide a measure(s) of the program's quality.

These studies should produce flood protection and resiliency measures that are readily implementable and acceptable to local stakeholders.

6c. Provide a measure(s) of the program's impact.

With program success, we will be able to measure and reduce the cost from damages along the Missouri River for Missouri stakeholders impacted by Missouri River flooding.

6d. Provide a measure(s) of the program's efficiency.

In coordination with USACE, completing these studies on time and within budget.

7. STRATEGIES TO ACHIEVE THE PERFORMANCE MEASUREMENT TARGETS:

As this proposal is intended to produce a system plan and implementable flood protection and resiliency solutions, it will be critical to maintain clear communication and coordination with the other states, the USACE, and stakeholders. The states also will need to continue to engage their local stakeholders to ensure local stakeholders are aware of and supportive of the range of alternatives considered as part of a system plan. Identification of a technically sound and locally preferred alternative is an important component in advancing the spin-off study recommendations to future implementation.

Department of Natural Resources

DECISION ITEM DETAIL

Budget Unit	FY 2023	FY 2023	FY 2024	FY 2024	FY 2025	FY 2025	*****	*****
Decision Item	ACTUAL	ACTUAL	BUDGET	BUDGET	DEPT REQ	DEPT REQ	SECURED	SECURED
Budget Object Class	DOLLAR	FTE	DOLLAR	FTE	DOLLAR	FTE	COLUMN	COLUMN
RESOURCE DEV & SUSTAINABILITY								
MO River Flood Risk Studies - 1780003								
PROFESSIONAL SERVICES	0	0.00	0	0.00	5,154,639	0.00	0	0.00
TOTAL - EE	0	0.00	0	0.00	5,154,639	0.00	0	0.00
GRAND TOTAL	\$0	0.00	\$0	0.00	\$5,154,639	0.00	\$0	0.00
GENERAL REVENUE	\$0	0.00	\$0	0.00	\$5,154,639	0.00		0.00
FEDERAL FUNDS	\$0	0.00	\$0	0.00	\$0	0.00		0.00
OTHER FUNDS	\$0	0.00	\$0	0.00	\$0	0.00		0.00

NEW DECISION ITEM

RANK: 017 OF 031

Department of Natural Resources	Budget Unit	78522C
Missouri Geological Survey		
Flood Resiliency Fund Transfer	DI# 1780013	HB Section 6.301

1. AMOUNT OF REQUEST

FY 2025 Budget Request					FY 2025 Governor's Recommendation				
	GR	Federal	Other	Total		GR	Federal	Other	Total
PS	0	0	0	0	PS	0	0	0	0
EE	0	0	0	0	EE	0	0	0	0
PSD	0	0	0	0	PSD	0	0	0	0
TRF	721,649	0	0	721,649	TRF	0	0	0	0
Total	721,649	0	0	721,649	Total	0	0	0	0
FTE	0.00	0.00	0.00	0.00	FTE	0.00	0.00	0.00	0.00

Est. Fringe	0	0	0	0
--------------------	---	---	---	---

Note: Fringes budgeted in House Bill 5 except for certain fringes budgeted directly to MoDOT, Highway Patrol, and Conservation.

Est. Fringe	0	0	0	0
--------------------	---	---	---	---

Note: Fringes budgeted in House Bill 5 except for certain fringes budgeted directly to MoDOT, Highway Patrol, and Conservation.

Other Funds: Not applicable

Non-Counts: Not applicable

2. THIS REQUEST CAN BE CATEGORIZED AS:

<input checked="" type="checkbox"/> New Legislation	<input checked="" type="checkbox"/> New Program	<input type="checkbox"/> Fund Switch
<input type="checkbox"/> Federal Mandate	<input type="checkbox"/> Program Expansion	<input type="checkbox"/> Cost to Continue
<input type="checkbox"/> GR Pick-Up	<input type="checkbox"/> Space Request	<input type="checkbox"/> Equipment Replacement
<input type="checkbox"/> Pay Plan	<input type="checkbox"/> Other: _____	

NEW DECISION ITEM

RANK: 017 **OF** 031

Department of Natural Resources	Budget Unit <u>78522C</u>
Missouri Geological Survey	
Flood Resiliency Fund Transfer DI# 1780013	HB Section <u>6.301</u>

3. WHY IS THIS FUNDING NEEDED? PROVIDE AN EXPLANATION FOR ITEMS CHECKED IN #2. INCLUDE THE FEDERAL OR STATE STATUTORY OR CONSTITUTIONAL AUTHORIZATION FOR THIS PROGRAM.

This item requests a general revenue transfer to the Flood Resiliency Improvement Fund, enacted as the primary component of the 2023 Flood Resiliency Act (RSMo 256.800), which allows for flood risk and resiliency planning, as well as implementation of recommended actions. This will include a pilot project with the City of De Soto, who is seeking support for planning and implementation of flood resiliency measures to advance recommendations provided in their previously completed Flood Management Plan, hydraulic analyses, and forthcoming Flood Resiliency Plan.

The 2019 flooding events impacting the Missouri and Mississippi basins caused an estimated \$20 billion in losses. Duration of flooding well surpassed that of the 1993 flood, with locations on the Missouri River in declared flood state for 279 days and on the Mississippi for close to 100 days. Further, analysis shows that Missouri is experiencing and can expect more frequent and intense rain events. The magnitude of these events and the subsequent understanding that we have to approach these events differently, in part by moving from a reactive to proactive approach, has demonstrated the need for a suite of innovative approaches to ensure better flood protection and future flood resiliency in Missouri.

The Department is taking a leading role in coordinating and fostering collaboration across other state and federal agencies, as well as academia, to develop a singular approach to flood resiliency planning and implementation of actions. Sustainable funding and dedicated resources within the Department will ensure the proper attention in coordination, planning, and technical work is placed on this issue. This funding will work as a complement to the Missouri Hydrology Information Center, proposed by Governor Parson in Missouri's Plan for American Rescue Plan Act State Fiscal Recovery Funds.

This funding provides something our stakeholders need and ask for often – a flexible, long-term source of funding. Flood resiliency projects don't happen over the course of one fiscal year. These projects take time to plan and implement, and with the many stakeholders involved in these types of projects, it takes time to build shared support that can lead to a successful, lasting outcome for both the project and the community it will serve.

The benefits of this program are providing funds for projects that support building of stronger Missouri communities by improving flood resiliency in repetitive-loss communities along the Missouri and Mississippi Rivers and their tributaries. This financial assistance tool is not intended to compete with or be a substitute for other existing grant or loan programs. The Flood Resiliency Improvement Fund will be used to provide funding to projects that have unmet need and/or may not qualify to be fully funded through existing funding options.

NEW DECISION ITEM

RANK: 017 OF 031

Department of Natural Resources	Budget Unit	78522C
Missouri Geological Survey		
Flood Resiliency Fund Transfer	DI# 1780013	HB Section 6.301

4. DESCRIBE THE DETAILED ASSUMPTIONS USED TO DERIVE THE SPECIFIC REQUESTED AMOUNT. (How did you determine that the requested number of FTE were appropriate? From what source or standard did you derive the requested levels of funding? Were alternatives such as outsourcing or automation considered? If based on new legislation, does request tie to TAFP fiscal note? If not, explain why. Detail which portions of the request are one-times and how those amounts were calculated.)

This transfer request is based on estimated expenditures through FY25 from known projects. Additional projects are expected to apply to the fund moving forward. The state may also promote a flood resiliency project and initiate a plan on its own accord.

The pilot project for the Flood Resiliency Improvement Fund involves the City of De Soto seeking support for planning and implementation of flood resiliency measures to advance recommendations provided in their previously completed Flood Management Plan, hydraulic analyses, and forthcoming Flood Resiliency Plan. Additionally, the Department intends to facilitate a "call" (request) for other potential project partners to aid in future requests as appropriate.

This request assumes a standard three percent governor's reserve $\$721,649 \times 97\% = \$700,000$ transfer to the Flood Resiliency Improvement Fund (0238). See corresponding Flood Resiliency Program Implementation NDI.

5. BREAK DOWN THE REQUEST BY BUDGET OBJECT CLASS, JOB CLASS, AND FUND SOURCE. IDENTIFY ONE-TIME COSTS.

Budget Object Class/Job Class	Dept Req GR DOLLARS	Dept Req GR FTE	Dept Req FED DOLLARS	Dept Req FED FTE	Dept Req OTHER DOLLARS	Dept Req OTHER FTE	Dept Req TOTAL DOLLARS	Dept Req TOTAL FTE	Dept Req One-Time DOLLARS
Transfers	721,649						721,649		
Total TRF	721,649		0		0		721,649		0
Grand Total	721,649	0.00	0	0.00	0	0.00	721,649	0.00	0

Budget Object Class/Job Class	Gov Rec GR DOLLARS	Gov Rec GR FTE	Gov Rec FED DOLLARS	Gov Rec FED FTE	Gov Rec OTHER DOLLARS	Gov Rec OTHER FTE	Gov Rec TOTAL DOLLARS	Gov Rec TOTAL FTE	Gov Rec One-Time DOLLARS
Transfers									
Total TRF	0		0		0		0		0
Grand Total	0	0.00	0	0.00	0	0.00	0	0.00	0

Department of Natural Resources

DECISION ITEM SUMMARY

Budget Unit								
Decision Item	FY 2023	FY 2023	FY 2024	FY 2024	FY 2025	FY 2025	*****	*****
Budget Object Summary	ACTUAL	ACTUAL	BUDGET	BUDGET	DEPT REQ	DEPT REQ	SECURED	SECURED
Fund	DOLLAR	FTE	DOLLAR	FTE	DOLLAR	FTE	COLUMN	COLUMN
GR TRF TO FLOOD RESIL IMPRVMT								
Flood Resiliency Fund Transfer - 1780013								
FUND TRANSFERS								
GENERAL REVENUE	0	0.00	0	0.00	721,649	0.00	0	0.00
TOTAL - TRF	0	0.00	0	0.00	721,649	0.00	0	0.00
TOTAL	0	0.00	0	0.00	721,649	0.00	0	0.00
GRAND TOTAL	\$0	0.00	\$0	0.00	\$721,649	0.00	\$0	0.00

9/22/23 14:52

im_disummary

Department of Natural Resources

DECISION ITEM DETAIL

Budget Unit	FY 2023	FY 2023	FY 2024	FY 2024	FY 2025	FY 2025	*****	*****
Decision Item	ACTUAL	ACTUAL	BUDGET	BUDGET	DEPT REQ	DEPT REQ	SECURED	SECURED
Budget Object Class	DOLLAR	FTE	DOLLAR	FTE	DOLLAR	FTE	COLUMN	COLUMN
GR TRF TO FLOOD RESIL IMPRVMT								
Flood Resiliency Fund Transfer - 1780013								
TRANSFERS OUT	0	0.00	0	0.00	721,649	0.00	0	0.00
TOTAL - TRF	0	0.00	0	0.00	721,649	0.00	0	0.00
GRAND TOTAL	\$0	0.00	\$0	0.00	\$721,649	0.00	\$0	0.00
GENERAL REVENUE	\$0	0.00	\$0	0.00	\$721,649	0.00		0.00
FEDERAL FUNDS	\$0	0.00	\$0	0.00	\$0	0.00		0.00
OTHER FUNDS	\$0	0.00	\$0	0.00	\$0	0.00		0.00

NEW DECISION ITEM

RANK: 018 OF 031

Department of Natural Resources	Budget Unit <u>78525C</u>
Missouri Geological Survey	
Flood Resiliency Program Implementation	HB Section <u>06.305</u>
DI# <u>1780014</u>	

1. AMOUNT OF REQUEST

FY 2025 Budget Request					FY 2025 Governor's Recommendation				
	GR	Federal	Other	Total		GR	Federal	Other	Total
PS	0	0	0	0	PS	0	0	0	0
EE	0	0	100,000	100,000	EE	0	0	0	0
PSD	0	0	600,000	600,000	PSD	0	0	0	0
TRF	0	0	0	0	TRF	0	0	0	0
Total	<u>0</u>	<u>0</u>	<u>700,000</u>	<u>700,000</u>	Total	<u>0</u>	<u>0</u>	<u>0</u>	<u>0</u>
FTE	0.00	0.00	0.00	0.00	FTE	0.00	0.00	0.00	0.00
Est. Fringe	<u>0</u>	<u>0</u>	<u>0</u>	<u>0</u>	Est. Fringe	<u>0</u>	<u>0</u>	<u>0</u>	<u>0</u>
<i>Note: Fringes budgeted in House Bill 5 except for certain fringes budgeted directly to MoDOT, Highway Patrol, and Conservation.</i>					<i>Note: Fringes budgeted in House Bill 5 except for certain fringes budgeted directly to MoDOT, Highway Patrol, and Conservation.</i>				
Other Funds: Flood Resiliency Improvement Fund (0238)									
Non-Counts: Flood Resiliency Improvement Fund (0238)									

2. THIS REQUEST CAN BE CATEGORIZED AS:

<input checked="" type="checkbox"/> New Legislation	<input checked="" type="checkbox"/> New Program	<input type="checkbox"/> Fund Switch
<input type="checkbox"/> Federal Mandate	<input type="checkbox"/> Program Expansion	<input type="checkbox"/> Cost to Continue
<input type="checkbox"/> GR Pick-Up	<input type="checkbox"/> Space Request	<input type="checkbox"/> Equipment Replacement
<input type="checkbox"/> Pay Plan	<input type="checkbox"/> Other: _____	

NEW DECISION ITEMRANK: 018 OF 031

Department of Natural Resources	Budget Unit	<u>78525C</u>
Missouri Geological Survey		
Flood Resiliency Program Implementation	DI#	<u>1780014</u>
	HB Section	<u>06.305</u>

3. WHY IS THIS FUNDING NEEDED? PROVIDE AN EXPLANATION FOR ITEMS CHECKED IN #2. INCLUDE THE FEDERAL OR STATE STATUTORY OR CONSTITUTIONAL AUTHORIZATION FOR THIS PROGRAM.

This item requests funding for the Flood Resiliency Improvement Fund, enacted as the primary component of the 2023 Flood Resiliency Act (RSMo 256.800), which allows for flood risk and resiliency planning, as well as implementation of recommended actions. This will include a pilot project with the City of De Soto, who is seeking support for planning and implementation of flood resiliency measures to advance recommendations provided in their previously completed Flood Management Plan, hydraulic analyses, and forthcoming Flood Resiliency Plan.

The 2019 flooding events impacting the Missouri and Mississippi basins caused an estimated \$20 billion in losses. Duration of flooding well surpassed that of the 1993 flood, with locations on the Missouri River in declared flood state for 279 days and on the Mississippi for close to 100 days. Further, analysis shows that Missouri is experiencing and can expect more frequent and intense rain events. The magnitude of these events and the subsequent understanding that we have to approach these events differently, in part by moving from a reactive to proactive approach, has demonstrated the need for a suite of innovative approaches to ensure better flood protection and future flood resiliency in Missouri.

The department is taking a leading role in coordinating and fostering collaboration across other state and federal agencies, as well as academia, to develop a singular approach to flood resiliency planning and implementation of actions. Sustainable funding and dedicated resources within the department will ensure the proper attention in coordination, planning, and technical work is placed on this issue. This funding will work as a complement to the Missouri Hydrology Information Center, proposed by Governor Parson in Missouri's Plan for American Rescue Plan Act State Fiscal Recovery Funds.

This funding provides something our stakeholders need and ask for often – a flexible, long-term source of funding. Flood resiliency projects don't happen over the course of one fiscal year. These projects take time to plan and implement, and with the many stakeholders involved in these types of projects, it takes time to build shared support that can lead to a successful, lasting outcome for both the project and the community it will serve.

The benefits of this program are providing funds for projects that support building of stronger Missouri communities by improving flood resiliency in repetitive-loss communities along the Missouri and Mississippi Rivers and their tributaries. This financial assistance tool is not intended to compete with or be a substitute for other existing grant or loan programs. The Flood Resiliency Improvement Fund will be used to provide funding to projects that have unmet need and/or may not qualify to be fully funded through existing funding options.

NEW DECISION ITEM

RANK: 018 OF 031

Department of Natural Resources	Budget Unit	78525C
Missouri Geological Survey		
Flood Resiliency Program Implementation	DI# 1780014	HB Section 06.305

4. DESCRIBE THE DETAILED ASSUMPTIONS USED TO DERIVE THE SPECIFIC REQUESTED AMOUNT. (How did you determine that the requested number of FTE were appropriate? From what source or standard did you derive the requested levels of funding? Were alternatives such as outsourcing or automation considered? If based on new legislation, does request tie to TAFP fiscal note? If not, explain why. Detail which portions of the request are one-times and how those amounts were calculated.)

Estimated expenditures through FY25 from known projects informed the request. Additional projects are expected to apply to the fund moving forward. The state may also promote a flood resiliency project and initiate a plan on its own accord.

The pilot project for the Flood Resiliency Improvement Fund involves the City of De Soto seeking support for planning and implementation of flood resiliency measures to advance recommendations provided in their previously completed Flood Management Plan, hydraulic analyses, and forthcoming Flood Resiliency Plan. Additionally, the department intends to facilitate a "call" (request) for other potential project partners to aid in future requests as appropriate.

See corresponding Flood Resiliency Fund Transfer NDI.

5. BREAK DOWN THE REQUEST BY BUDGET OBJECT CLASS, JOB CLASS, AND FUND SOURCE. IDENTIFY ONE-TIME COSTS.

Budget Object Class/Job Class	Dept Req GR DOLLARS	Dept Req GR FTE	Dept Req FED DOLLARS	Dept Req FED FTE	Dept Req OTHER DOLLARS	Dept Req OTHER FTE	Dept Req TOTAL DOLLARS	Dept Req TOTAL FTE	Dept Req One-Time DOLLARS
400 / Professional Services					100,000		100,000		
Total EE	0		0		100,000		100,000		0
Program Distributions					600,000		600,000		
Total PSD	0		0		600,000		600,000		0
Grand Total	0	0.00	0	0.00	700,000	0.00	700,000	0.00	0

NEW DECISION ITEM
RANK: 018 OF 031

Department of Natural Resources	Budget Unit	78525C
Missouri Geological Survey		
Flood Resiliency Program Implementation	DI# 1780014	HB Section 06.305

5. BREAK DOWN THE REQUEST BY BUDGET OBJECT CLASS, JOB CLASS, AND FUND SOURCE. IDENTIFY ONE-TIME COSTS.

Budget Object Class/Job Class	Gov Rec GR DOLLARS	Gov Rec GR FTE	Gov Rec FED DOLLARS	Gov Rec FED FTE	Gov Rec OTHER DOLLARS	Gov Rec OTHER FTE	Gov Rec TOTAL DOLLARS	Gov Rec TOTAL FTE	Gov Rec One-Time DOLLARS
400 / Professional Services							0		
Total EE	0		0		0		0		0
Program Distributions							0		
Total PSD	0		0		0		0		0
Grand Total	0	0.00	0	0.00	0	0.00	0	0.00	0

6. PERFORMANCE MEASURES (If new decision item has an associated core, separately identify projected performance with & without additional funding.)

6a. Provide an activity measure(s) for the program.

Activity of the program can be measured by the number of projects funded in flood-prone and/or repetitive-loss communities.

6b. Provide a measure(s) of the program's quality.

Quality of the program can be measured through tracking the number of communities with funded projects who demonstrate improved resilience to flooding conditions.

6c. Provide a measure(s) of the program's impact.

Impact of the program can be measured through tracking number of Missourians positively impacted as a result of achieving increased flood resiliency.

6d. Provide a measure(s) of the program's efficiency.

Efficiency of the program can be measured through the completion of projects on time and within budget.

7. STRATEGIES TO ACHIEVE THE PERFORMANCE MEASUREMENT TARGETS:

Projects for development under the Flood Resiliency Program will be determined through various means, including information resulting from the establishment of the Missouri Hydrology Information Center, as well as collaboration with partners and stakeholders. Project status will be measured and tracked by a project manager, and available for reporting purposes.

Department of Natural Resources

DECISION ITEM DETAIL

Budget Unit	FY 2023	FY 2023	FY 2024	FY 2024	FY 2025	FY 2025	*****	*****
Decision Item	ACTUAL	ACTUAL	BUDGET	BUDGET	DEPT REQ	DEPT REQ	SECURED	SECURED
Budget Object Class	DOLLAR	FTE	DOLLAR	FTE	DOLLAR	FTE	COLUMN	COLUMN
RESOURCE DEV & SUSTAINABILITY								
Flood Resiliency Program Imple - 1780014								
PROFESSIONAL SERVICES	0	0.00	0	0.00	100,000	0.00	0	0.00
TOTAL - EE	0	0.00	0	0.00	100,000	0.00	0	0.00
PROGRAM DISTRIBUTIONS	0	0.00	0	0.00	600,000	0.00	0	0.00
TOTAL - PD	0	0.00	0	0.00	600,000	0.00	0	0.00
GRAND TOTAL	\$0	0.00	\$0	0.00	\$700,000	0.00	\$0	0.00
GENERAL REVENUE	\$0	0.00	\$0	0.00	\$0	0.00		0.00
FEDERAL FUNDS	\$0	0.00	\$0	0.00	\$0	0.00		0.00
OTHER FUNDS	\$0	0.00	\$0	0.00	\$700,000	0.00		0.00

NEW DECISION ITEM
RANK: 008 OF 031

Department of Natural Resources	Budget Unit <u>78510C, 78525C</u>
Missouri Geological Survey	
Agricultural Resiliency	DI# <u>1780004</u> HB Section <u>6.295, 6.305</u>

1. AMOUNT OF REQUEST

	FY 2025 Budget Request			
	GR	Federal	Other	Total
PS	423,456	0	0	423,456
EE	526,544	0	0	526,544
PSD	9,050,000	0	0	9,050,000
TRF	0	0	0	0
Total	10,000,000	0	0	10,000,000

FTE 0.00 0.00 0.00 0.00

Est. Fringe	154,477	0	0	154,477
--------------------	---------	---	---	---------

Note: Fringes budgeted in House Bill 5 except for certain fringes budgeted directly to MoDOT, Highway Patrol, and Conservation.

Other Funds: Not applicable
Non-Counts: Not applicable

	FY 2025 Governor's Recommendation			
	GR	Federal	Other	Total
PS	0	0	0	0
EE	0	0	0	0
PSD	0	0	0	0
TRF	0	0	0	0
Total	0	0	0	0

FTE 0.00 0.00 0.00 0.00

Est. Fringe	0	0	0	0
--------------------	---	---	---	---

Note: Fringes budgeted in House Bill 5 except for certain fringes budgeted directly to MoDOT, Highway Patrol, and Conservation.

2. THIS REQUEST CAN BE CATEGORIZED AS:

<input type="checkbox"/> New Legislation	<input type="checkbox"/> New Program	<input type="checkbox"/> Fund Switch
<input type="checkbox"/> Federal Mandate	<input checked="" type="checkbox"/> Program Expansion	<input type="checkbox"/> Cost to Continue
<input type="checkbox"/> GR Pick-Up	<input type="checkbox"/> Space Request	<input type="checkbox"/> Equipment Replacement
<input type="checkbox"/> Pay Plan	<input type="checkbox"/> Other: _____	

NEW DECISION ITEM
RANK: 008 OF 031

Department of Natural Resources		Budget Unit	78510C, 78525C
Missouri Geological Survey			
Agricultural Resiliency	DI# 1780004	HB Section	6.295, 6.305

3. WHY IS THIS FUNDING NEEDED? PROVIDE AN EXPLANATION FOR ITEMS CHECKED IN #2. INCLUDE THE FEDERAL OR STATE STATUTORY OR CONSTITUTIONAL AUTHORIZATION FOR THIS PROGRAM.

Missouri agricultural landowners have dealt with drought in 2018, 2022, and 2023, as well as flooding in 2019. With the increasing number of natural disasters occurring in Missouri, there is a need to provide funding to assist agricultural landowners and producers to mitigate and recover from natural disasters, as well as become more resilient to future events. Chapter 7 of the 2020 Missouri Water Resources Plan identifies options for future water needs. This request seeks to establish and appropriate General Revenue for an Agricultural Resiliency effort for mitigating drought and flood impacts to be implemented pursuant to the authority in Sections 640.400-640.435, RSMo (the Missouri Water Resource Law), specifically Section 640.415.4(2), RSMo (state water plan), and is consistent with executive order 23-05 issued by Governor Parson, which directs the Missouri Department of Natural Resources to "provide assistance in mitigating the effects of drought conditions in all affected communities." This effort would be administered by the department's Missouri Geological Survey to provide assistance to agricultural landowners to invest in capital improvements and subsidies, improve sustainability, and establish economic solutions.

The Missouri Geological Survey's (MGS) Soil and Water Conservation Program (SWCP) has a cost-share assistance program in place that is used to make payments to agricultural landowners for installing soil erosion and water quality conservation practices. The department, through the SWCP, has provided certain types of drought-related assistance to agricultural producers where such assistance has aligned with the intent of the parks, soils, and water sales tax purpose. However, the funding requested by this NDI would be used for practices and assistance that fall outside the purpose of the tax and allows more flexibility for producers to install practices that suit their needs to address future drought and flood impacts. The proposed funding is an investment in Missouri's economy and achieving resiliency for agricultural producers to continue producing food and fiber for consumers.

NEW DECISION ITEM
RANK: 008 OF 031

Department of Natural Resources	Budget Unit	<u>78510C, 78525C</u>
Missouri Geological Survey		
Agricultural Resiliency	DI# 1780004	HB Section <u>6.295, 6.305</u>

4. DESCRIBE THE DETAILED ASSUMPTIONS USED TO DERIVE THE SPECIFIC REQUESTED AMOUNT. (How did you determine that the requested number of FTE were appropriate? From what source or standard did you derive the requested levels of funding? Were alternatives such as outsourcing or automation considered? If based on new legislation, does request tie to TAFP fiscal note? If not, explain why. Detail which portions of the request are one-times and how those amounts were calculated.)

The state of Missouri has experienced two consecutive years of drought and weather extremes, which have notably impacted the livestock producing sector of agriculture. The impacts of the drought and weather extremes have put a strain on the water supply, resulting in the inability to utilize pastures and reduced feedstock for livestock producers. In some cases this has resulted in partial or full liquidation of cattle herds. Missouri is the number three cattle producing state, and the recent cattle sales will have a lasting impact on the Missouri agricultural industry. Additionally, row crop producers have also been impacted by consecutive years of drought. While crop insurance provides some support, a resiliency investment in this sector of agriculture will have positive economic impacts as well.

To invest in agricultural resiliency, this funding will be used to help manage water supply and forage shortfalls, and manage surface water runoff. The funding will invest in practices assisting agriculture producers to evaluate their best needs for water supply such as building livestock water supply ponds, reestablishing water storage capacity in existing ponds (sediment clean out), or developing wells or springs. There will also be incentives to establish native warm season forages, which has better root structure than cool season grass, that helps with water infiltration in wet times and forage production during drought. Additional investments will be in cover crops, field borders, and riparian buffers to address surface water management and improve the water holding capacity of the soil. Chapter 7 of the 2020 Missouri Water Resources Plan provides more information about the need for Missouri to facilitate improved resiliency through better water management associated with the agricultural sector.

The amount requested from general revenue should have a substantial impact in the agriculture sector, a significant economic driver in Missouri, and help sustain the agricultural industry into the future. Current MGS staff, including SWCP staff, of approximately 7.0 FTE will be utilized to support this project, with salary support being provided by this funding request. Agreements with technical service providers will also be considered in the event that assistance to landowners is necessary beyond what can be provided by the department. Lastly, this NDI will provide funding to modify an existing grant portal website/application to facilitate online submission and approval of producer applications and streamline the process for this new grant/subsidy effort.

NEW DECISION ITEM
RANK: 008 OF 031

Department of Natural Resources			Budget Unit 78510C, 78525C						
Missouri Geological Survey									
Agricultural Resiliency			HB Section 6.295, 6.305						
DI# 1780004									
5. BREAK DOWN THE REQUEST BY BUDGET OBJECT CLASS, JOB CLASS, AND FUND SOURCE. IDENTIFY ONE-TIME COSTS.									
	Dept Req	Dept Req	Dept Req	Dept Req	Dept Req	Dept Req	Dept Req	Dept Req	Dept Req
	GR	GR	FED	FED	OTHER	OTHER	TOTAL	TOTAL	One-Time
Budget Object Class/Job Class	DOLLARS	FTE	DOLLARS	FTE	DOLLARS	FTE	DOLLARS	FTE	DOLLARS
10EP20 Environmental Program Analyst	217,056						217,056	0.00	
10EP50 Environmental Program Mananger	88,032						88,032	0.00	
02AM40 Admin Support Professional	54,024						54,024	0.00	
11AC60 Intermediate Accountant	34,500						34,500	0.00	
02PS20 Program Specialist	29,844						29,844	0.00	
Total PS (78510C)	423,456	0.00	0	0.00	0	0.00	423,456	0.00	0
EE							0		
140 Travel, In-State	11,263						11,263		
160 Travel, Out-of-State	1,673						1,673		
190 Supplies	2,863						2,863		
320 Professional Development	3,927						3,927		
340 Communication Servs & Supplies	3,801						3,801		
430 M&R Services	2,226						2,226		
740 Miscellaneous Expense	791						791		
Total EE (78510C)	26,544		0		0		26,544		0
Program Distributions BOC 400	500,000						500,000		
Program Distributions BOC 800	9,050,000						9,050,000		
Total PSD (78525C)	9,550,000		0		0		9,550,000		0
Transfers									
Total TRF	0		0		0		0		0
Grand Total	10,000,000	0.00		0.00	0	0.00	10,000,000	0.00	0

NEW DECISION ITEM
RANK: 008 OF 031

Department of Natural Resources			Budget Unit <u>78510C, 78525C</u>						
Missouri Geological Survey									
Agricultural Resiliency			DI# <u>1780004</u>		HB Section <u>6.295, 6.305</u>				
5. BREAK DOWN THE REQUEST BY BUDGET OBJECT CLASS, JOB CLASS, AND FUND SOURCE. IDENTIFY ONE-TIME COSTS.									
Budget Object Class/Job Class	Gov Rec GR DOLLARS	Gov Rec GR FTE	Gov Rec FED DOLLARS	Gov Rec FED FTE	Gov Rec OTHER DOLLARS	Gov Rec OTHER FTE	Gov Rec TOTAL DOLLARS	Gov Rec TOTAL FTE	Gov Rec One-Time DOLLARS
							0		
							0	0.00	
Total PS	0	0.00	0	0.00	0	0.00	0	0.00	0
							0		
Total EE	0		0		0		0		0
Program Distributions							0		
Total PSD	0		0		0		0		0
Transfers							0		
Total TRF	0		0		0		0		0
Grand Total	0	0.00	0	0.00	0	0.00	0	0.00	0

NEW DECISION ITEM
RANK: 008 OF 031

Department of Natural Resources	Budget Unit	78510C, 78525C
Missouri Geological Survey		
Agricultural Resiliency	DI# 1780004	HB Section 6.295, 6.305

6. PERFORMANCE MEASURES (If new decision item has an associated core, separately identify projected performance with & without additional funding.)

6a. Provide an activity measure(s) for the program.

The activity measure of the program will be the number of agricultural producers by county participating in these agricultural resiliency efforts.

Additionally, long-term resiliency can be investing in native warm season forages and surface water management. The number of acres converted to native warm season forages will be documented. The increase in native warm season forage acres provide an example of increased forage supplies during drought years.

6c. Provide a measure(s) of the program's impact.

The impact of the program can be measured by comparing the number of mature cattle sold during the summer of 2023 to the number sold in future droughts.

Additionally, providing pond cleanout practices to mitigate drought impacts will not only increase water volume storage and water quality for livestock, but also improve forage utilization throughout livestock grazing systems. With increased forage utilization, livestock producers will become more resilient to extreme natural disasters and will be able to continue to contribute to Missouri's strong Agricultural economy.

6b. Provide a measure(s) of the program's quality.

The qualitative measure of the program will be the percentage of dollars that will be utilized in the areas of extreme or exceptional drought the past two years providing future drought resiliency.

Additionally, providing a regenerated water source while improving the quality of water will return a pond to the original water storage volume. Water storage will be calculated before the pond sediment is removed and after removal to determine the amount of increase in water storage from the cleanout. Increasing storage volume in ponds will also decrease the risk of future floods within the watershed by holding additional water during heavy rain events.

6d. Provide a measure(s) of the program's efficiency.

The efficiency of the program will be measured in the amount of time between landowner application and the payment made after implementation of the practice.

NEW DECISION ITEM
RANK: 008 OF 031

Department of Natural Resources		Budget Unit	78510C, 78525C
Missouri Geological Survey			
Agricultural Resiliency	DI# 1780004	HB Section	6.295, 6.305

7. STRATEGIES TO ACHIEVE THE PERFORMANCE MEASUREMENT TARGETS:

To achieve the performance measure targets, the department will actively increase outreach promoting the agricultural resiliency effort. Additionally, partnerships with Soil and Water Conservation Districts, Missouri Department of Agriculture, Missouri Department of Conservation, other state and federal agencies, as well as farm commodity groups across the state will be utilized to promote the effort. Recommendations from the partners on best practices to mitigate future natural disasters will help determine available practices for assistance.

Specific steps that will be taken to achieve these goals are:

- Target the areas of the state with the most extreme natural disasters
- Partner with the above listed groups to actively advertise the availability of the assistance funding
- Develop a streamlined application process to assist in the efficient distribution of funds

Department of Natural Resources

DECISION ITEM DETAIL

Budget Unit	FY 2023	FY 2023	FY 2024	FY 2024	FY 2025	FY 2025	*****	*****
Decision Item	ACTUAL	ACTUAL	BUDGET	BUDGET	DEPT REQ	DEPT REQ	SECURED	SECURED
Budget Object Class	DOLLAR	FTE	DOLLAR	FTE	DOLLAR	FTE	COLUMN	COLUMN
GEOLOGICAL SURVEY OPERATIONS								
Agricultural Resiliency - 1780004								
ADMIN SUPPORT PROFESSIONAL	0	0.00	0	0.00	54,024	0.00	0	0.00
PROGRAM SPECIALIST	0	0.00	0	0.00	29,844	0.00	0	0.00
ENVIRONMENTAL PROGRAM ANALYST	0	0.00	0	0.00	217,056	0.00	0	0.00
ENVIRONMENTAL PROGRAM MANAGER	0	0.00	0	0.00	88,032	0.00	0	0.00
INTERMEDIATE ACCOUNTANT	0	0.00	0	0.00	34,500	0.00	0	0.00
TOTAL - PS	0	0.00	0	0.00	423,456	0.00	0	0.00
TRAVEL, IN-STATE	0	0.00	0	0.00	11,263	0.00	0	0.00
TRAVEL, OUT-OF-STATE	0	0.00	0	0.00	1,673	0.00	0	0.00
SUPPLIES	0	0.00	0	0.00	2,863	0.00	0	0.00
PROFESSIONAL DEVELOPMENT	0	0.00	0	0.00	3,927	0.00	0	0.00
COMMUNICATION SERV & SUPP	0	0.00	0	0.00	3,801	0.00	0	0.00
M&R SERVICES	0	0.00	0	0.00	2,226	0.00	0	0.00
MISCELLANEOUS EXPENSES	0	0.00	0	0.00	791	0.00	0	0.00
TOTAL - EE	0	0.00	0	0.00	26,544	0.00	0	0.00
GRAND TOTAL	\$0	0.00	\$0	0.00	\$450,000	0.00	\$0	0.00
GENERAL REVENUE	\$0	0.00	\$0	0.00	\$450,000	0.00		0.00
FEDERAL FUNDS	\$0	0.00	\$0	0.00	\$0	0.00		0.00
OTHER FUNDS	\$0	0.00	\$0	0.00	\$0	0.00		0.00

Department of Natural Resources

DECISION ITEM DETAIL

Budget Unit	FY 2023	FY 2023	FY 2024	FY 2024	FY 2025	FY 2025	*****	*****
Decision Item	ACTUAL	ACTUAL	BUDGET	BUDGET	DEPT REQ	DEPT REQ	SECURED	SECURED
Budget Object Class	DOLLAR	FTE	DOLLAR	FTE	DOLLAR	FTE	COLUMN	COLUMN
RESOURCE DEV & SUSTAINABILITY								
Agricultural Resiliency - 1780004								
PROFESSIONAL SERVICES	0	0.00	0	0.00	500,000	0.00	0	0.00
TOTAL - EE	0	0.00	0	0.00	500,000	0.00	0	0.00
PROGRAM DISTRIBUTIONS	0	0.00	0	0.00	9,050,000	0.00	0	0.00
TOTAL - PD	0	0.00	0	0.00	9,050,000	0.00	0	0.00
GRAND TOTAL	\$0	0.00	\$0	0.00	\$9,550,000	0.00	\$0	0.00
GENERAL REVENUE	\$0	0.00	\$0	0.00	\$9,550,000	0.00		0.00
FEDERAL FUNDS	\$0	0.00	\$0	0.00	\$0	0.00		0.00
OTHER FUNDS	\$0	0.00	\$0	0.00	\$0	0.00		0.00

NEW DECISION ITEM

RANK: 023 OF 031

Department Natural Resources	Budget Unit <u>79435C</u>
Missouri Geological Survey	
Soil & Water Conservation District Grants Increase DI# 1780019	HB Section <u>6.325</u>

1. AMOUNT OF REQUEST

	FY 2025 Budget Request			
	GR	Federal	Other	Total
PS	0	0	0	0
EE	0	0	0	0
PSD	0	0	1,000,000	1,000,000
TRF	0	0	0	0
Total	0	0	1,000,000	1,000,000
FTE	0.00	0.00	0.00	0.00

Est. Fringe	0	0	0	0
--------------------	---	---	---	---

Note: Fringes budgeted in House Bill 5 except for certain fringes budgeted directly to MoDOT, Highway Patrol, and Conservation.

Other Funds: Soil and Water Sales Tax Fund (0614)

Non-Counts: Not applicable

	FY 2025 Governor's Recommendation			
	GR	Federal	Other	Total
PS	0	0	0	0
EE	0	0	0	0
PSD	0	0	0	0
TRF	0	0	0	0
Total	0	0	0	0
FTE	0.00	0.00	0.00	0.00

Est. Fringe	0	0	0	0
--------------------	---	---	---	---

Note: Fringes budgeted in House Bill 5 except for certain fringes budgeted directly to MoDOT, Highway Patrol, and Conservation.

2. THIS REQUEST CAN BE CATEGORIZED AS:

<input type="checkbox"/> New Legislation	<input type="checkbox"/> New Program	<input type="checkbox"/> Fund Switch
<input type="checkbox"/> Federal Mandate	<input checked="" type="checkbox"/> Program Expansion	<input type="checkbox"/> Cost to Continue
<input type="checkbox"/> GR Pick-Up	<input type="checkbox"/> Space Request	<input type="checkbox"/> Equipment Replacement
<input type="checkbox"/> Pay Plan	<input type="checkbox"/> Other: _____	

3. WHY IS THIS FUNDING NEEDED? PROVIDE AN EXPLANATION FOR ITEMS CHECKED IN #2. INCLUDE THE FEDERAL OR STATE STATUTORY OR CONSTITUTIONAL AUTHORIZATION FOR THIS PROGRAM.

Soil and water conservation districts in each of Missouri's 114 counties are supported by district grant funds from the department to allow local district boards to provide technical assistance to landowners and deliver information and educational programs.

Beginning in fiscal year 2024, the Soil and Water Conservation Program's appropriation for cost-share increased by \$10 million. This allows the Soil and Water Conservation Districts (SWCDs) to execute approximately 1,500 more contracts with farmers than previous fiscal years. To ensure the ability to adequately meet the demand of these additional contracts and continue to provide quality service to Missouri citizens requires retaining current district employees and recruiting in critical areas. In addition, the primary partner (Natural Resources Conservation Service - NRCS) that has provided robust technical training and assistance to SWCDs is seeing unprecedented growth in their own programs, which reduces the amount of technical assistance they can provide to SWCDs. Retention of longer tenure, highly skilled district employees is especially important because these individuals must be leveraged to deliver crucial technical training necessary for a successful program.

NEW DECISION ITEM

RANK: 023 OF 031

Department Natural Resources	Budget Unit	79435C
Missouri Geological Survey		
Soil & Water Conservation District Grants Increase	DI# 1780019	HB Section 6.325

3. WHY IS THIS FUNDING NEEDED? PROVIDE AN EXPLANATION FOR ITEMS CHECKED IN #2. INCLUDE THE FEDERAL OR STATE STATUTORY OR CONSTITUTIONAL AUTHORIZATION FOR THIS PROGRAM. (continued)

This increased appropriation will allow the department to provide funding to the districts that would further help recruit and retain soil and water district staff, increase cost-share provided to agricultural landowners, and maintain valuable partnerships that benefit the state environmentally and economically.

Mo. Const. art. IV, section 47(a)-(c) (Sales and use tax levied for soil and water conservation); Section 278.080, RSMo (Soil and Water Conservation Districts)

4. DESCRIBE THE DETAILED ASSUMPTIONS USED TO DERIVE THE SPECIFIC REQUESTED AMOUNT. (How did you determine that the requested number of FTE were appropriate? From what source or standard did you derive the requested levels of funding? Were alternatives such as outsourcing or automation considered? If based on new legislation, does request tie to TAFP fiscal note? If not, explain why. Detail which portions of the request are one-times and how those amounts were calculated.)

The turnover rate of SWCD staff positions has a clear effect on the amount of cost-share assistance that can be provided to farmers in the state. The SWCP has been implementing a long-term plan to increase district worker compensation through an improved benefit package in order to recruit and retain staff to best serve the citizens of the state. Great progress has been made to increase the baseline stipends for district staff, but market wages have risen more steeply than predicted (8.7% for state workers in FY23). This additional \$1 million appropriation will allow the program to expand the benefit package for district employees to better align with other state and local government competitors as well as implement performance-based incentives that will encourage veteran district staff to serve as trainers and mentors for newer employees.

Current Appropriation	18,680,570
Requested Increase	<u>1,000,000</u>
Revised Appropriation	19,680,570

NEW DECISION ITEM
RANK: 023 OF 031

Department Natural Resources	Budget Unit <u>79435C</u>
Missouri Geological Survey	
Soil & Water Conservation District Grants Increase DI# 1780019	HB Section <u>6.325</u>

5. BREAK DOWN THE REQUEST BY BUDGET OBJECT CLASS, JOB CLASS, AND FUND SOURCE. IDENTIFY ONE-TIME COSTS.

Budget Object Class/Job Class	Dept Req GR DOLLARS	Dept Req GR FTE	Dept Req FED DOLLARS	Dept Req FED FTE	Dept Req OTHER DOLLARS	Dept Req OTHER FTE	Dept Req TOTAL DOLLARS	Dept Req TOTAL FTE	Dept Req One-Time DOLLARS
Total PS	0	0.0	0	0.0	0	0.0	0	0.0	0
Total EE	0		0		0		0		0
800/Program Distributions					1,000,000		1,000,000		
Total PSD	0		0		1,000,000		1,000,000		0
Transfers							0		
Total TRF	0		0		0		0		0
Grand Total	0	0.0	0	0.0	1,000,000	0.0	1,000,000	0.0	0

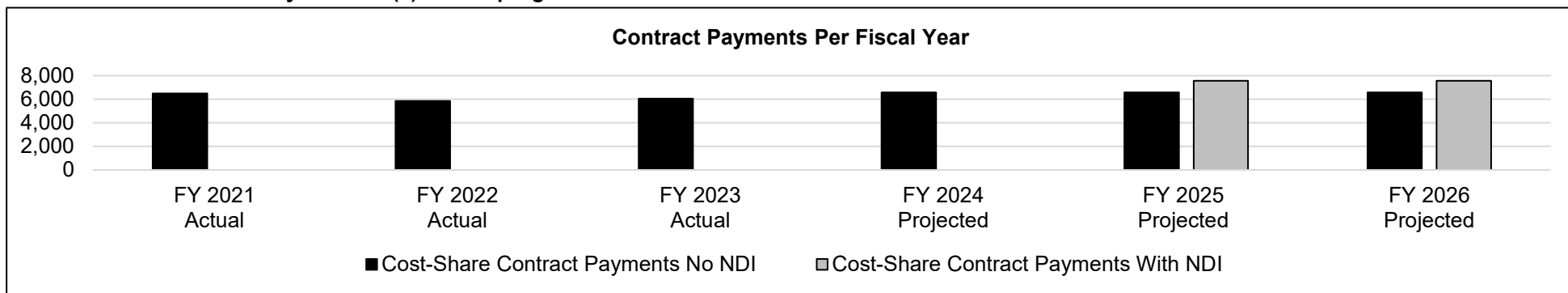
Budget Object Class/Job Class	Gov Rec GR DOLLARS	Gov Rec GR FTE	Gov Rec FED DOLLARS	Gov Rec FED FTE	Gov Rec OTHER DOLLARS	Gov Rec OTHER FTE	Gov Rec TOTAL DOLLARS	Gov Rec TOTAL FTE	Gov Rec One-Time DOLLARS
Total PS	0	0.0	0	0.0	0	0.0	0	0.0	0
Total EE	0		0		0		0		0
800/Program Distributions							0		
Total PSD	0		0		0		0		0
Transfers							0		
Total TRF	0		0		0		0		0
Grand Total	0	0.0	0	0.0	0	0.0	0	0.0	0

NEW DECISION ITEM
RANK: 023 OF 031

Department Natural Resources	Budget Unit 79435C
Missouri Geological Survey	
Soil & Water Conservation District Grants Increase DI# 1780019	HB Section 6.325

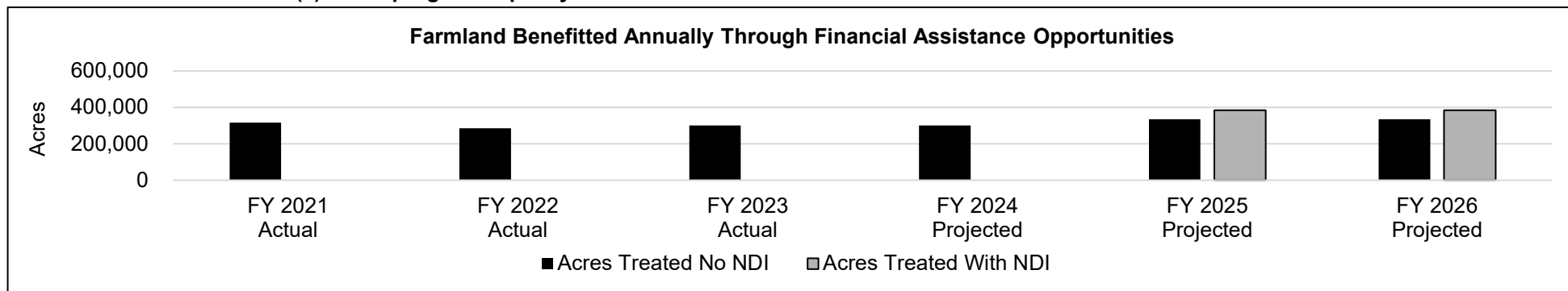
6. PERFORMANCE MEASURES (If new decision item has an associated core, separately identify projected performance with & without additional funding.)

6a. Provide an activity measure(s) for the program.



FY 2024-2026 projected without the NDI is based on FY 2023 dollars per contract on the original FY 2024 appropriation. FY 2024-2026 projected with this NDI is based on FY 2023 dollars per contract on the final FY 2024 appropriation. The additional appropriation in this request will help recruit and retain staff, which we project will increase the number of cost-share contracts that can be completed, further utilizing the cost-share appropriation.

6b. Provide a measure(s) of the program's quality.



FY 2024-2026 projected is based on FY 2023 cost-share expenditures times cost per acre served. The additional appropriation in this request will help recruit and retain staff, which we project will increase the number of acres with conservation practices applied.

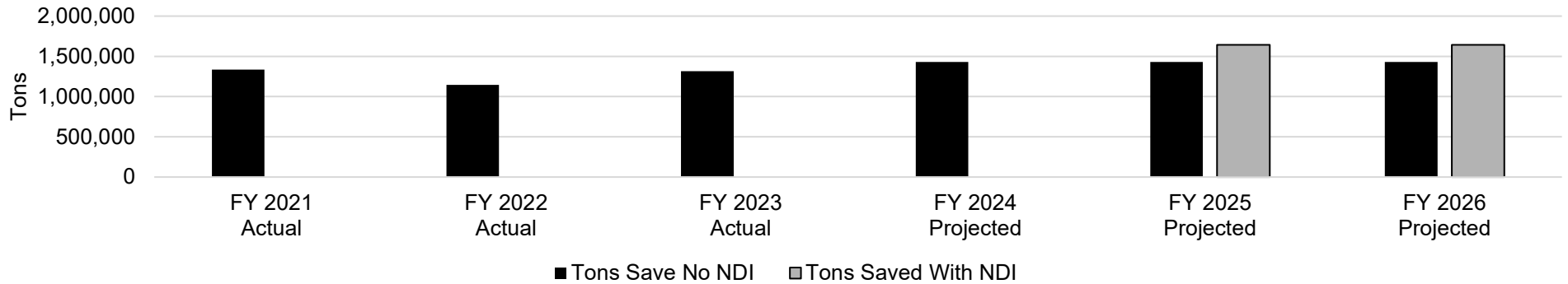
NEW DECISION ITEM

RANK: 023 OF 031

Department Natural Resources	Budget Unit <u>79435C</u>
Missouri Geological Survey	
Soil & Water Conservation District Grants Increase DI# 1780019	HB Section <u>6.325</u>

6c. Provide a measure(s) of the program's impact.

Soil Conserved Annually



FY 2024-2026 projected without the NDI is based on FY 2023 dollars per contract on the original FY 2024 appropriation request. FY 2024-2026 projected with the NDI is based on FY 2023 dollars per contract on the final FY 2024 appropriation. The additional appropriation in this request will help recruit and retain staff, which we project will increase cost-share utilization resulting in increased soil conserved.

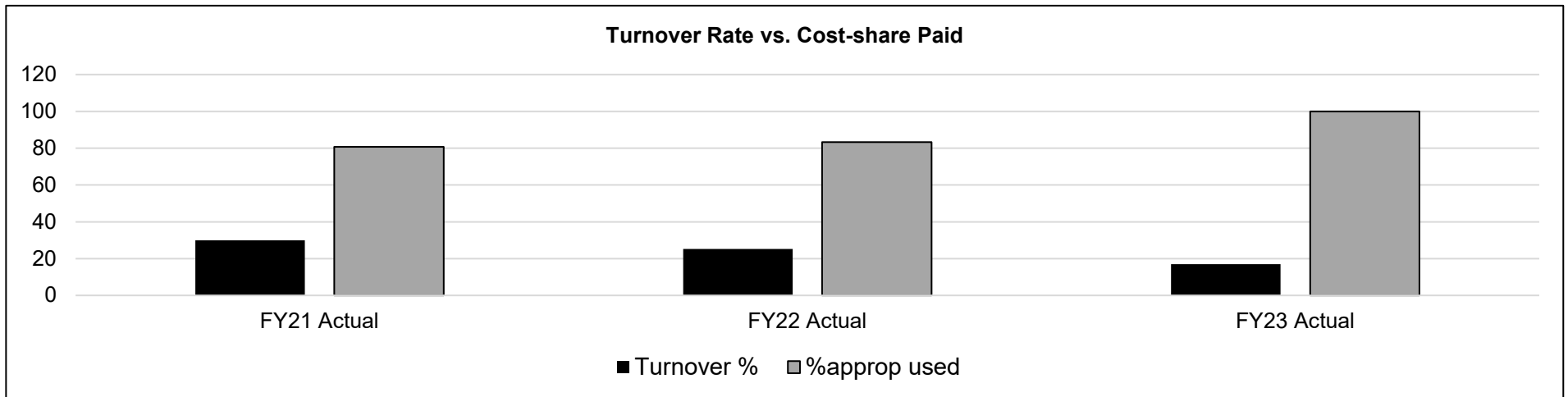
NEW DECISION ITEM

RANK: 023 OF 031

Department Natural Resources	Budget Unit 79435C
Missouri Geological Survey	
Soil & Water Conservation District Grants Increase DI# 1780019	HB Section 6.325

6d. Provide a measure(s) of the program's efficiency.

Correcting identified issues relating to recruitment and retention of district employees will result in more efficient use of cost-share funding. As expertise is shared across county lines, opportunities for landowners will expand. Retaining qualified staff should eliminate delays in service and practice implementation issues that occur with vacancies.



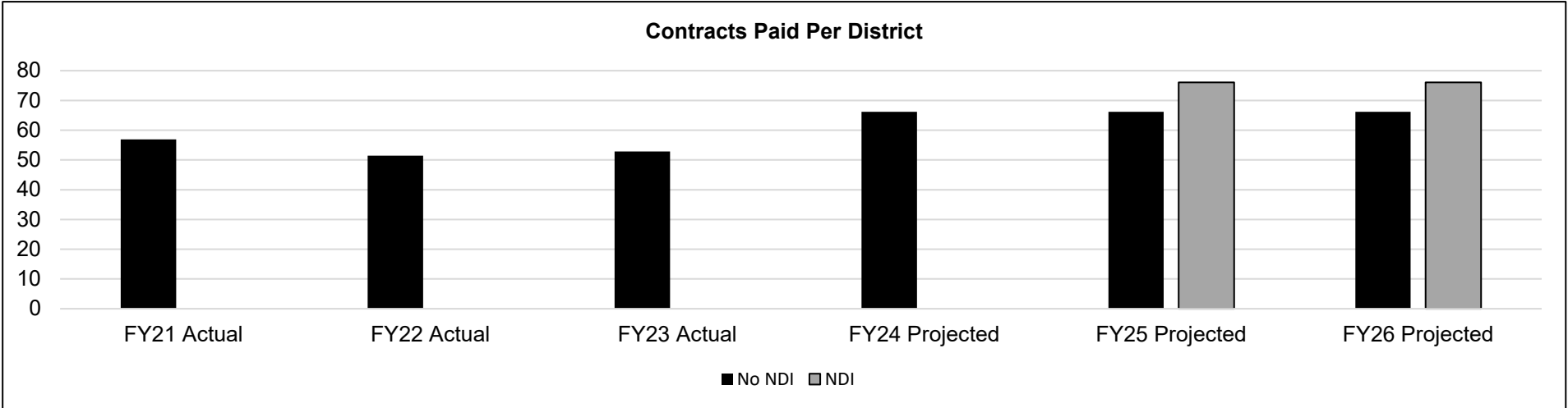
Percent of district employee positions vacated at least once during the fiscal year vs. percent of cost-share appropriation paid out per fiscal year.

NEW DECISION ITEM
RANK: 023 OF 031

Department Natural Resources	Budget Unit <u>79435C</u>
Missouri Geological Survey	
Soil & Water Conservation District Grants Increase DI# 1780019	HB Section <u>6.325</u>

6d. Provide a measure(s) of the program's efficiency. (continued)

Contracts Paid Per District



Average number of contracts paid per district per fiscal year. Projections are based on the 3-year average for FY 2021-2023.

7. STRATEGIES TO ACHIEVE THE PERFORMANCE MEASUREMENT TARGETS:

Strategies implemented as a result of this increased appropriation will have a significant and far reaching impact on employee recruitment and retention at the district level, which are the most significant factors influencing the above-mentioned targets. Specific steps that will be taken to achieve these goals are:

- Enhancement of the districts' Employee Compensation Package to more closely align with state employee compensation levels
- Increase the baseline wages for District Staff progression line
- Increased staffing in high workload areas
- Improved training and mentorship opportunities for SWCD staff
- Financial incentives for highly skilled district staff to act as trainers for district and partner staff

Department of Natural Resources

DECISION ITEM DETAIL

Budget Unit	FY 2023	FY 2023	FY 2024	FY 2024	FY 2025	FY 2025	*****	*****
Decision Item	ACTUAL	ACTUAL	BUDGET	BUDGET	DEPT REQ	DEPT REQ	SECURED	SECURED
Budget Object Class	DOLLAR	FTE	DOLLAR	FTE	DOLLAR	FTE	COLUMN	COLUMN
SOIL & WATER CONSERVATION PSD								
Soil and Water District Grants - 1780019								
PROGRAM DISTRIBUTIONS	0	0.00	0	0.00	1,000,000	0.00	0	0.00
TOTAL - PD	0	0.00	0	0.00	1,000,000	0.00	0	0.00
GRAND TOTAL	\$0	0.00	\$0	0.00	\$1,000,000	0.00	\$0	0.00
GENERAL REVENUE								
	\$0	0.00	\$0	0.00	\$0	0.00		0.00
FEDERAL FUNDS								
	\$0	0.00	\$0	0.00	\$0	0.00		0.00
OTHER FUNDS								
	\$0	0.00	\$0	0.00	\$1,000,000	0.00		0.00

NEW DECISION ITEM
RANK: 026 OF 031

Department of Natural Resources					Budget Unit <u>78510C, 79435C</u>				
Missouri Geological Survey									
Soil & Water Conservation Nutrient Loss Reduction DI# 1780022					HB Section <u>6.295, 6.325</u>				
1. AMOUNT OF REQUEST									
FY 2025 Budget Request					FY 2025 Governor's Recommendation				
	GR	Federal	Other	Total		GR	Federal	Other	Total
PS	0	67,656	0	67,656	PS	0	0	0	0
EE	0	17,572	0	17,572	EE	0	0	0	0
PSD	0	514,772	0	514,772	PSD	0	0	0	0
TRF	0	0	0	0	TRF	0	0	0	0
Total	0	600,000	0	600,000	Total	0	0	0	0
FTE	0.00	1.00	0.00	1.00	FTE	0.00	0.00	0.00	0.00
Est. Fringe	0	41,290	0	41,290	Est. Fringe	0	0	0	0
<i>Note: Fringes budgeted in House Bill 5 except for certain fringes budgeted directly to MoDOT, Highway Patrol, and Conservation.</i>					<i>Note: Fringes budgeted in House Bill 5 except for certain fringes budgeted directly to MoDOT, Highway Patrol, and Conservation.</i>				
Other Funds: Not applicable									
Non-Counts: Not applicable									
2. THIS REQUEST CAN BE CATEGORIZED AS:									
<input type="checkbox"/> New Legislation <input type="checkbox"/> Federal Mandate <input type="checkbox"/> GR Pick-Up <input type="checkbox"/> Pay Plan					<input type="checkbox"/> New Program <input checked="" type="checkbox"/> Program Expansion <input type="checkbox"/> Space Request <input type="checkbox"/> Other: _____				
					<input type="checkbox"/> Fund Switch <input type="checkbox"/> Cost to Continue <input type="checkbox"/> Equipment Replacement				

NEW DECISION ITEM
RANK: 026 OF 031

<u>Department of Natural Resources</u>	Budget Unit <u>78510C, 79435C</u>
<u>Missouri Geological Survey</u>	
<u>Soil & Water Conservation Nutrient Loss Reduction</u> <u>DI# 1780022</u>	HB Section <u>6.295, 6.325</u>
3. WHY IS THIS FUNDING NEEDED? PROVIDE AN EXPLANATION FOR ITEMS CHECKED IN #2. INCLUDE THE FEDERAL OR STATE STATUTORY OR CONSTITUTIONAL AUTHORIZATION FOR THIS PROGRAM.	
<p>Grant funding from the U.S. Environmental Protection Agency (EPA) for the Gulf Hypoxia Program (GHP) is available to the 12 states in the Mississippi River basin to invest in strategies to reduce nutrient runoff and improve water quality, to ultimately reduce the hypoxia zone in the Gulf of Mexico. To utilize this federal funding, the Soil and Water Conservation Program (SWCP) is requesting federal appropriation authority and 1.0 FTE. The federal funding will be used for new and innovative nutrient loss reduction soil and water conservation practices in select watersheds to address priorities in reducing sediment and nutrient runoff. The requested FTE is necessary for the management and implementation of the grant. The new EPA funding is beyond the current scope of work for the SWCP and the capacity of existing staff to manage the federal funding appropriately.</p>	
4. DESCRIBE THE DETAILED ASSUMPTIONS USED TO DERIVE THE SPECIFIC REQUESTED AMOUNT. (How did you determine that the requested number of FTE were appropriate? From what source or standard did you derive the requested levels of funding? Were alternatives such as outsourcing or automation considered? If based on new legislation, does request tie to TAFP fiscal note? If not, explain why. Detail which portions of the request are one-times and how those amounts were calculated.)	
<p>The GHP funding is the second installment of funding offered to the state to further the objectives of Missouri's 2014 Nutrient Loss Reduction Strategy (NLRS). Initial installments of GHP grant funding were utilized by the department's Water Protection Program for water quality monitoring and other contractual services to further NLRS progress.</p> <p>This request will be the second portion of GHP grant funding for a multiple-year project focused on the implementation of nutrient-reduction soil and water conservation practices. This funding will be utilized for an FTE that will serve as project manager to prioritize and increase water quality and soil erosion practices within selected watersheds. Missouri is proposing to use the GHP grant funding to fully fund or provide cost share practices such as upgrading drainage ditches to two-stage ditches, field borders, riparian areas, and blind inlets on terrace systems, to reduce nutrient runoff and ultimately have a positive effect on the Gulf of Mexico hypoxia zone. The new and innovative practices will be implemented to the benefit of Missouri agricultural landowners.</p>	

NEW DECISION ITEM
RANK: 026 OF 031

Department of Natural Resources			Budget Unit 78510C, 79435C						
Missouri Geological Survey									
Soil & Water Conservation Nutrient Loss Reduction			DI# 1780022	HB Section 6.295, 6.325					
5. BREAK DOWN THE REQUEST BY BUDGET OBJECT CLASS, JOB CLASS, AND FUND SOURCE. IDENTIFY ONE-TIME COSTS.									
	Dept Req	Dept Req	Dept Req	Dept Req	Dept Req	Dept Req	Dept Req	Dept Req	Dept Req
Budget Object Class/Job Class	GR DOLLARS	GR FTE	FED DOLLARS	FED FTE	OTHER DOLLARS	OTHER FTE	TOTAL DOLLARS	TOTAL FTE	One-Time DOLLARS
10EP30/Environmental Program Specialist			67,656	1.00	0		67,656	1.00	
Total PS (78510C)	0	0.00	67,656	1.00	0	0.00	67,656	1.00	0
140 / Travel, In-State			1,292				1,292		
160 / Travel, Out-of-State			239				239		
190 / Supplies			409				409		
320 / Professional Development			561				561		
340 / Communication Servs & Supplies			543				543		
430 / M&R Services			318				318		
480 / Computer Equipment			2,951				2,951		2,068
580 / Office Equipment			11,146				11,146		11,146
740 / Miscellaneous Expenses			113				113		
Total EE (78510C)	0		17,572		0		17,572		13,214
800 / Program Distributions			514,772				514,772		
Total PSD (79435C)	0		514,772		0		514,772		0
Transfers									
Total TRF	0		0		0		0		0
Grand Total	0	0.00	600,000	1.00	0	0.00	600,000	1.00	13,214

NEW DECISION ITEM
RANK: 026 OF 031

Department of Natural Resources			Budget Unit 78510C, 79435C						
Missouri Geological Survey									
Soil & Water Conservation Nutrient Loss Reduction			DI# 1780022	HB Section 6.295, 6.325					
5. BREAK DOWN THE REQUEST BY BUDGET OBJECT CLASS, JOB CLASS, AND FUND SOURCE. IDENTIFY ONE-TIME COSTS.									
	Gov Rec	Gov Rec	Gov Rec	Gov Rec	Gov Rec	Gov Rec	Gov Rec	Gov Rec	Gov Rec
	GR	GR	FED	FED	OTHER	OTHER	TOTAL	TOTAL	One-Time
Budget Object Class/Job Class	DOLLARS	FTE	DOLLARS	FTE	DOLLARS	FTE	DOLLARS	FTE	DOLLARS
10EP30/Environmental Program Specialist							0		
							0	0.00	
Total PS	0	0.00	0	0.00	0	0.00	0	0.00	0
							0		
							0		
							0		
Total EE	0		0		0		0		0
Program Distributions							0		
Total PSD	0		0		0		0		0
Transfers									
Total TRF	0		0		0		0		0
Grand Total	0	0.00	0	0.00	0	0.00	0	0.00	0

NEW DECISION ITEM
RANK: 026 OF 031

Department of Natural Resources Missouri Geological Survey Soil & Water Conservation Nutrient Loss Reduction DI# 1780022	Budget Unit <u>78510C, 79435C</u> HB Section <u>6.295, 6.325</u>
6. PERFORMANCE MEASURES (If new decision item has an associated core, separately identify projected performance with & without additional funding.)	
<p>6a. Provide an activity measure(s) for the program.</p> <p>Practices focused on with EPA funding are not widely used or available with the state cost-share program. Further promotion and education efforts about the practices will increase usage.</p> <p>6c. Provide a measure(s) of the program's impact.</p> <p>The targeted watersheds will have a higher percentage of the watershed acreage with conservation practices applied as a result of the program.</p>	<p>6b. Provide a measure(s) of the program's quality.</p> <p>In the Lower Grand Watershed, the baseline will be established using the existing stream gage. After practices are implemented, the data from the stream gage will be used to determine practice effectiveness.</p> <p>6d. Provide a measure(s) of the program's efficiency.</p> <p>Funding will be used to evaluate the efficiencies of grouping multiple locations together to contract the installation in a procedure called batch and build.</p>
7. STRATEGIES TO ACHIEVE THE PERFORMANCE MEASUREMENT TARGETS:	
<p>Utilizing these EPA dollars will have significant and far reaching impacts of increasing water quality and soil erosion practices on farmland in Missouri and the Gulf of Mexico hypoxia zone. Specific steps that will be taken to achieve these goals are:</p> <ul style="list-style-type: none"> • Target watersheds of interest to the department, commission, and stakeholders • Focus on specific practices that would be available to landowners that reduce soil erosion and improve water quality • Manage each watershed specifically for the impairment • Move towards streamlining the cost-share process for farmers and ranchers in targeted watersheds • Provide support in implementing practices or procedures that currently are not done in the state (e.g. Two-Stage Ditches, Field Borders, Filter Strips) 	

Department of Natural Resources

DECISION ITEM DETAIL

Budget Unit	FY 2023	FY 2023	FY 2024	FY 2024	FY 2025	FY 2025	*****	*****
Decision Item	ACTUAL	ACTUAL	BUDGET	BUDGET	DEPT REQ	DEPT REQ	SECURED	SECURED
Budget Object Class	DOLLAR	FTE	DOLLAR	FTE	DOLLAR	FTE	COLUMN	COLUMN
GEOLOGICAL SURVEY OPERATIONS								
Nutrient Loss Reduction - 1780022								
ENVIRONMENTAL PROGRAM SPEC	0	0.00	0	0.00	67,656	1.00	0	0.00
TOTAL - PS	0	0.00	0	0.00	67,656	1.00	0	0.00
TRAVEL, IN-STATE	0	0.00	0	0.00	1,292	0.00	0	0.00
TRAVEL, OUT-OF-STATE	0	0.00	0	0.00	239	0.00	0	0.00
SUPPLIES	0	0.00	0	0.00	409	0.00	0	0.00
PROFESSIONAL DEVELOPMENT	0	0.00	0	0.00	561	0.00	0	0.00
COMMUNICATION SERV & SUPP	0	0.00	0	0.00	543	0.00	0	0.00
M&R SERVICES	0	0.00	0	0.00	318	0.00	0	0.00
COMPUTER EQUIPMENT	0	0.00	0	0.00	2,951	0.00	0	0.00
OFFICE EQUIPMENT	0	0.00	0	0.00	11,146	0.00	0	0.00
MISCELLANEOUS EXPENSES	0	0.00	0	0.00	113	0.00	0	0.00
TOTAL - EE	0	0.00	0	0.00	17,572	0.00	0	0.00
GRAND TOTAL	\$0	0.00	\$0	0.00	\$85,228	1.00	\$0	0.00
GENERAL REVENUE	\$0	0.00	\$0	0.00	\$0	0.00		0.00
FEDERAL FUNDS	\$0	0.00	\$0	0.00	\$85,228	1.00		0.00
OTHER FUNDS	\$0	0.00	\$0	0.00	\$0	0.00		0.00

Department of Natural Resources

DECISION ITEM DETAIL

Budget Unit	FY 2023	FY 2023	FY 2024	FY 2024	FY 2025	FY 2025	*****	*****
Decision Item	ACTUAL	ACTUAL	BUDGET	BUDGET	DEPT REQ	DEPT REQ	SECURED	SECURED
Budget Object Class	DOLLAR	FTE	DOLLAR	FTE	DOLLAR	FTE	COLUMN	COLUMN
SOIL & WATER CONSERVATION PSD								
Nutrient Loss Reduction - 1780022								
PROGRAM DISTRIBUTIONS	0	0.00	0	0.00	514,772	0.00	0	0.00
TOTAL - PD	0	0.00	0	0.00	514,772	0.00	0	0.00
GRAND TOTAL	\$0	0.00	\$0	0.00	\$514,772	0.00	\$0	0.00
GENERAL REVENUE	\$0	0.00	\$0	0.00	\$0	0.00		0.00
FEDERAL FUNDS	\$0	0.00	\$0	0.00	\$514,772	0.00		0.00
OTHER FUNDS	\$0	0.00	\$0	0.00	\$0	0.00		0.00

NEW DECISION ITEM

RANK: 028 OF 031

Department of Natural Resources	Budget Unit <u>78510C</u>
Missouri Geological Survey	
Soil and Water Conservation Watershed Coordinator DI# 1780024	HB Section <u>6.295</u>

1. AMOUNT OF REQUEST

FY 2025 Budget Request					FY 2025 Governor's Recommendation				
	GR	Federal	Other	Total		GR	Federal	Other	Total
PS	0	0	67,656	67,656	PS	0	0	0	0
EE	0	0	82,572	82,572	EE	0	0	0	0
PSD	0	0	0	0	PSD	0	0	0	0
TRF	0	0	0	0	TRF	0	0	0	0
Total	<u>0</u>	<u>0</u>	<u>150,228</u>	<u>150,228</u>	Total	<u>0</u>	<u>0</u>	<u>0</u>	<u>0</u>
FTE	0.00	0.00	1.00	1.00	FTE	0.00	0.00	0.00	0.00

Est. Fringe	0	0	41,290	41,290
--------------------	---	---	--------	--------

Note: Fringes budgeted in House Bill 5 except for certain fringes budgeted directly to MoDOT, Highway Patrol, and Conservation.

Est. Fringe	0	0	0	0
--------------------	---	---	---	---

Note: Fringes budgeted in House Bill 5 except for certain fringes budgeted directly to MoDOT, Highway Patrol, and Conservation.

Other Funds: Soil and Water Sales Tax Fund (0614)

Non-Counts: Not applicable

2. THIS REQUEST CAN BE CATEGORIZED AS:

<input type="checkbox"/> New Legislation	<input type="checkbox"/> New Program	<input type="checkbox"/> Fund Switch
<input type="checkbox"/> Federal Mandate	<input checked="" type="checkbox"/> Program Expansion	<input type="checkbox"/> Cost to Continue
<input type="checkbox"/> GR Pick-Up	<input type="checkbox"/> Space Request	<input type="checkbox"/> Equipment Replacement
<input type="checkbox"/> Pay Plan	<input type="checkbox"/> Other: _____	

NEW DECISION ITEM

RANK: 028 **OF** 031

Department of Natural Resources Missouri Geological Survey Soil and Water Conservation Watershed Coordinator DI# 1780024	Budget Unit <u>78510C</u> HB Section <u>6.295</u>
3. WHY IS THIS FUNDING NEEDED? PROVIDE AN EXPLANATION FOR ITEMS CHECKED IN #2. INCLUDE THE FEDERAL OR STATE STATUTORY OR CONSTITUTIONAL AUTHORIZATION FOR THIS PROGRAM.	
<p>Due to the FY 2024 increased appropriation in cost-share (from \$40 million to \$50 million) and interest in implementing a focused watershed approach for soil and water conservation practices from the DNR Soil and Water Conservation Program (SWCP) and Soil and Water Districts Commission, the department is requesting increased operating appropriation authority, one FTE, and a vehicle. The FTE will travel statewide to manage the new focused watershed projects. The focused watershed approach will place emphasis on improving water quality and reducing soil erosion, resulting in sediment and nutrient reductions in the targeted watersheds. The program's funding is solely derived through the dedicated Parks, Soils, and Water 1/10 of 1% sales tax managed through the Department of Natural Resources.</p>	
4. DESCRIBE THE DETAILED ASSUMPTIONS USED TO DERIVE THE SPECIFIC REQUESTED AMOUNT. (How did you determine that the requested number of FTE were appropriate? From what source or standard did you derive the requested levels of funding? Were alternatives such as outsourcing or automation considered? If based on new legislation, does request tie to TAFP fiscal note? If not, explain why. Detail which portions of the request are one-times and how those amounts were calculated.)	
<p>One FTE is needed to serve as a project manager of new focused watershed projects, coordinating with multiple Soil and Water Conservation Districts and other state agencies. The new watershed projects are beyond the current scope of work for the SWCP and the capacity of existing staff to manage the projects. To accomplish the goals of the SWCP, increased appropriation authority for FY 2025 is needed. A vehicle is being requested to accommodate the extensive statewide travel and specialized technical equipment. By increasing one FTE and a vehicle, the program will increase cost-share assistance of water quality and soil erosion practices to farmers and ranchers in selected watersheds. Outsourcing and automation are not feasible due to the depth of knowledge needed to manage projects and provide assistance to multiple diverse stakeholders.</p>	

NEW DECISION ITEM
RANK: 028 OF 031

Department of Natural Resources			Budget Unit 78510C						
Missouri Geological Survey									
Soil and Water Conservation Watershed Coordinator DI# 1780024			HB Section 6.295						
5. BREAK DOWN THE REQUEST BY BUDGET OBJECT CLASS, JOB CLASS, AND FUND SOURCE. IDENTIFY ONE-TIME COSTS.									
	Dept Req	Dept Req	Dept Req	Dept Req	Dept Req	Dept Req	Dept Req	Dept Req	Dept Req
	GR	GR	FED	FED	OTHER	OTHER	TOTAL	TOTAL	One-Time
Budget Object Class/Job Class	DOLLARS	FTE	DOLLARS	FTE	DOLLARS	FTE	DOLLARS	FTE	DOLLARS
10EP30 / Environmental Program Specialist					67,656	1.00	67,656	1.00	
							0	0.00	
Total PS	0	0.00	0	0.00	67,656	1.00	67,656	1.00	0
140 / Travel, In-State					6,292		6,292		
160 / Travel, Out-of-State					239		239		
190 / Supplies					409		409		
320 / Professional Development					561		561		
340 / Communication Servs & Supplies					543		543		
430 / M&R Services					318		318		
480 / Computer Equipment					2,951		2,951		2,068
560 / Motorized Equipment					60,000		60,000		60,000
580 / Office Equipment					11,146		11,146		11,146
740 / Miscellaneous Expenses					113		113		
Total EE	0		0		82,572		82,572		73,214
Program Distributions							0		
Total PSD	0		0		0		0		0
Transfers									
Total TRF	0		0		0		0		0
Grand Total	0	0.00	0	0.00	150,228	1.00	150,228	1.00	73,214

NEW DECISION ITEM
RANK: 028 OF 031

Department of Natural Resources			Budget Unit 78510C						
Missouri Geological Survey									
Soil and Water Conservation Watershed Coordinator DI# 1780024			HB Section 6.295						
5. BREAK DOWN THE REQUEST BY BUDGET OBJECT CLASS, JOB CLASS, AND FUND SOURCE. IDENTIFY ONE-TIME COSTS.									
	Gov Rec	Gov Rec	Gov Rec	Gov Rec	Gov Rec	Gov Rec	Gov Rec	Gov Rec	Gov Rec
	GR	GR	FED	FED	OTHER	OTHER	TOTAL	TOTAL	One-Time
Budget Object Class/Job Class	DOLLARS	FTE	DOLLARS	FTE	DOLLARS	FTE	DOLLARS	FTE	DOLLARS
10EP30 / Environmental Program Specialist							0		
							0	0.0	
Total PS	0	0.00	0	0.00	0	0.00	0	0.00	0
140 / Travel, In-State							0		
160 / Travel, Out-of-State							0		
190 / Supplies							0		
320 / Professional Development							0		
340 / Communication Servs & Supplies							0		
430 / M&R Services							0		
480 / Computer Equipment							0		
560 / Motorized Equipment							0		
580 / Office Equipment							0		
740 / Miscellaneous Expenses							0		
Total EE	0		0		0		0		0
Program Distributions							0		
Total PSD	0		0		0		0		0
Transfers									
Total TRF	0		0		0		0		0
Grand Total	0	0.00	0	0.00	0	0.00	0	0.00	0

NEW DECISION ITEM
RANK: 028 OF 031

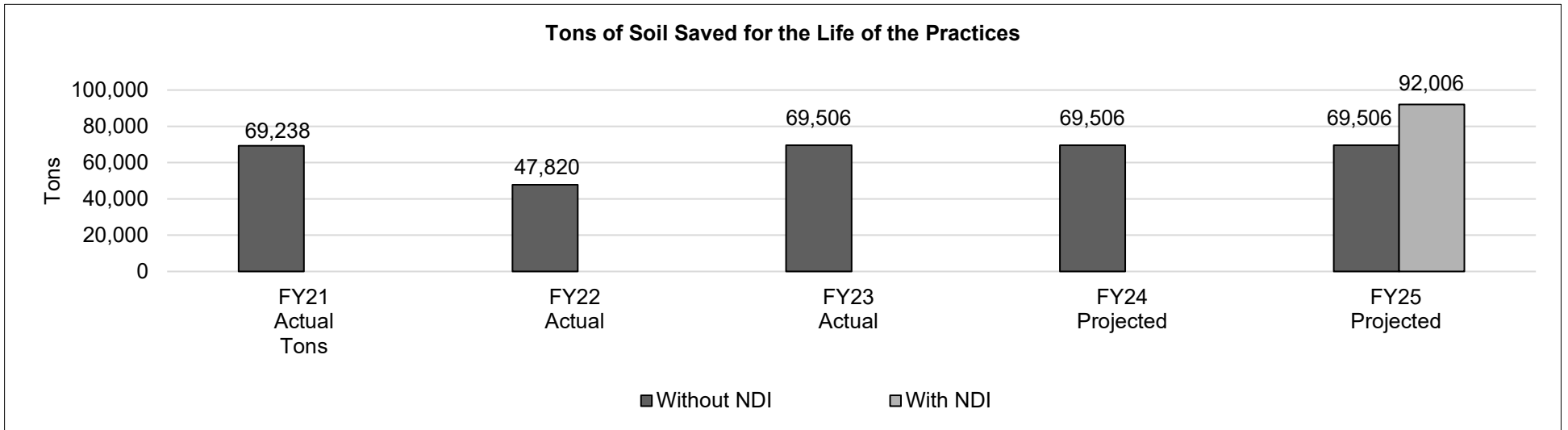
Department of Natural Resources	Budget Unit <u>78510C</u>
Missouri Geological Survey	
Soil and Water Conservation Watershed Coordinator DI# 1780024	HB Section <u>6.295</u>

6. PERFORMANCE MEASURES (If new decision item has an associated core, separately identify projected performance with & without additional funding.)

6a. Provide an activity measure(s) for the program.

Certain practices (e.g. field borders and filter strips) are not highly used practices statewide, but could have a significant impact on sediment and nutrient reduction. A goal of this FTE is to promote these types of practices and increase their utilization on a watershed scale.

6b. Provide a measure(s) of the program's quality.



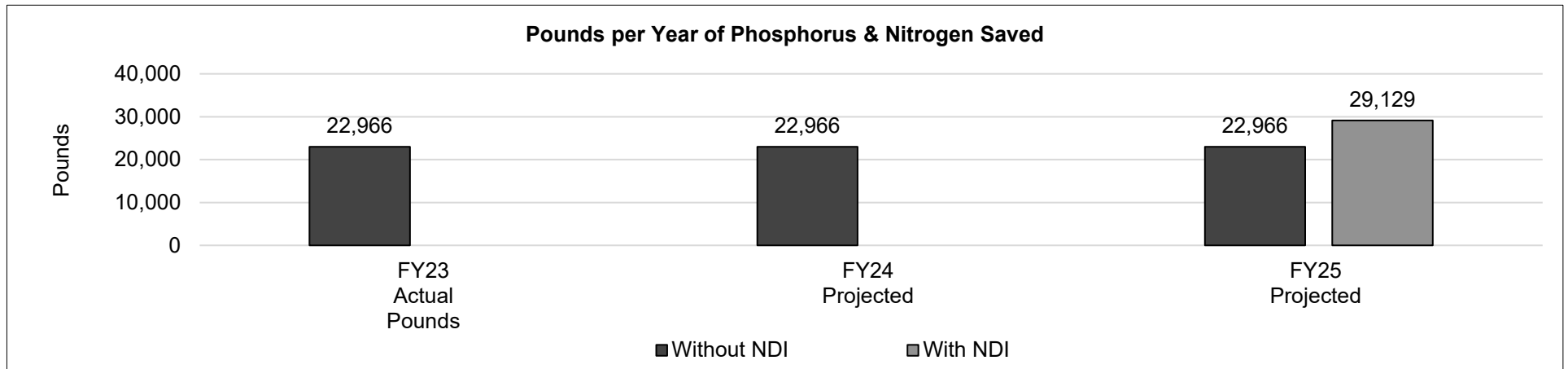
Lower Grand Watershed (for example) – comparison of tons of soil saved vs projected future savings.

NEW DECISION ITEM
RANK: 028 OF 031

Department of Natural Resources
Missouri Geological Survey
Soil and Water Conservation Watershed Coordinator DI# 1780024

Budget Unit 78510C
HB Section 6.295

6c. Provide a measure(s) of the program's impact.



Lower Grand Watershed (for example) – comparison of projected nutrient savings.

6d. Provide a measure(s) of the program's efficiency.

This FTE will also promote the program's most effective practices. Currently, the cover crop practice has the most significant nitrogen, phosphorus, and sediment savings according to the Pollutant Load Estimation Tool. The FTE will strive to increase cover crop contract obligations and practice utilization within the watershed to increase the program's efficiency.

NEW DECISION ITEM

RANK: 028 **OF** 031

Department of Natural Resources	Budget Unit <u>78510C</u>
Missouri Geological Survey	
Soil and Water Conservation Watershed Coordinator DI# 1780024	HB Section <u>6.295</u>

7. STRATEGIES TO ACHIEVE THE PERFORMANCE MEASUREMENT TARGETS:

Strategies that will be implemented as a result of receiving this increased appropriation for an additional FTE and a vehicle will have significant and far reaching impacts of increasing water quality and soil erosion practices on farmland in the state of Missouri, which will result in a reduction of nutrients entering Missouri's waterbodies. Specific steps that will be taken to achieve these goals are:

- Target watersheds of interest to the department, commission, and stakeholders
- Focus on specific practices that would be available to landowners that are most effective in reducing soil erosion and improving water quality
- Manage each watershed specifically for the impairment
- Move towards streamlining the cost-share process for farmers and ranchers in targeted watersheds
- Provide additional support in implementing underutilized practices (e.g. Saturated Buffers, Denitrifying Bioreactor, Field Borders, Filter Strips)

Department of Natural Resources

DECISION ITEM DETAIL

Budget Unit	FY 2023	FY 2023	FY 2024	FY 2024	FY 2025	FY 2025	*****	*****
Decision Item	ACTUAL	ACTUAL	BUDGET	BUDGET	DEPT REQ	DEPT REQ	SECURED	SECURED
Budget Object Class	DOLLAR	FTE	DOLLAR	FTE	DOLLAR	FTE	COLUMN	COLUMN
GEOLOGICAL SURVEY OPERATIONS								
Soil and Water Watershed Coord - 1780024								
ENVIRONMENTAL PROGRAM SPEC	0	0.00	0	0.00	67,656	1.00	0	0.00
TOTAL - PS	0	0.00	0	0.00	67,656	1.00	0	0.00
TRAVEL, IN-STATE	0	0.00	0	0.00	6,292	0.00	0	0.00
TRAVEL, OUT-OF-STATE	0	0.00	0	0.00	239	0.00	0	0.00
SUPPLIES	0	0.00	0	0.00	409	0.00	0	0.00
PROFESSIONAL DEVELOPMENT	0	0.00	0	0.00	561	0.00	0	0.00
COMMUNICATION SERV & SUPP	0	0.00	0	0.00	543	0.00	0	0.00
M&R SERVICES	0	0.00	0	0.00	318	0.00	0	0.00
COMPUTER EQUIPMENT	0	0.00	0	0.00	2,951	0.00	0	0.00
MOTORIZED EQUIPMENT	0	0.00	0	0.00	60,000	0.00	0	0.00
OFFICE EQUIPMENT	0	0.00	0	0.00	11,146	0.00	0	0.00
MISCELLANEOUS EXPENSES	0	0.00	0	0.00	113	0.00	0	0.00
TOTAL - EE	0	0.00	0	0.00	82,572	0.00	0	0.00
GRAND TOTAL	\$0	0.00	\$0	0.00	\$150,228	1.00	\$0	0.00
GENERAL REVENUE	\$0	0.00	\$0	0.00	\$0	0.00		0.00
FEDERAL FUNDS	\$0	0.00	\$0	0.00	\$0	0.00		0.00
OTHER FUNDS	\$0	0.00	\$0	0.00	\$150,228	1.00		0.00

NEW DECISION ITEM

RANK: 029 OF 031

Department of Natural Resources	Budget Unit <u>78510C</u>
Missouri Geological Survey	
Abandoned Mine Land Reclamation Project Coord DI# 1780025	HB Section <u>6.295</u>

1. AMOUNT OF REQUEST

FY 2025 Budget Request				
	GR	Federal	Other	Total
PS	0	115,536	0	115,536
EE	0	34,738	0	34,738
PSD	0	0	0	0
TRF	0	0	0	0
Total	<u>0</u>	<u>150,274</u>	<u>0</u>	<u>150,274</u>
FTE	0.00	2.00	0.00	2.00

Est. Fringe	0	70,512	0	70,512
--------------------	---	--------	---	--------

Note: Fringes budgeted in House Bill 5 except for certain fringes budgeted directly to MoDOT, Highway Patrol, and Conservation.

Other Funds: Not applicable
Non-Counts: Not applicable

FY 2025 Governor's Recommendation				
	GR	Federal	Other	Total
PS	0	0	0	0
EE	0	0	0	0
PSD	0	0	0	0
TRF	0	0	0	0
Total	<u>0</u>	<u>0</u>	<u>0</u>	<u>0</u>
FTE	0.00	0.00	0.00	0.00

Est. Fringe	0	0	0	0
--------------------	---	---	---	---

Note: Fringes budgeted in House Bill 5 except for certain fringes budgeted directly to MoDOT, Highway Patrol, and Conservation.

2. THIS REQUEST CAN BE CATEGORIZED AS:

<input type="checkbox"/> New Legislation	<input type="checkbox"/> New Program	<input type="checkbox"/> Fund Switch
<input type="checkbox"/> Federal Mandate	<input checked="" type="checkbox"/> Program Expansion	<input type="checkbox"/> Cost to Continue
<input type="checkbox"/> GR Pick-Up	<input type="checkbox"/> Space Request	<input type="checkbox"/> Equipment Replacement
<input type="checkbox"/> Pay Plan	<input type="checkbox"/> Other: _____	

NEW DECISION ITEM

RANK: 029 OF 031

Department of Natural Resources	Budget Unit <u>78510C</u>
Missouri Geological Survey	
Abandoned Mine Land Reclamation Project Coord DI# <u>1780025</u>	HB Section <u>6.295</u>

3. WHY IS THIS FUNDING NEEDED? PROVIDE AN EXPLANATION FOR ITEMS CHECKED IN #2. INCLUDE THE FEDERAL OR STATE STATUTORY OR CONSTITUTIONAL AUTHORIZATION FOR THIS PROGRAM.

In FY 2023, the Abandoned Mine Land (AML) Program began receiving additional federal funding of approximately \$5.8 million per year for the next 15 years from the Bipartisan Infrastructure Law (BIL). This triples the current grant funding of the AML Program, which will now consist of regular/core AML federal grant funding, as well as new funding from BIL. In anticipation of BIL funding, additional contractual authority was added in the FY 2023 budget. However, additional operating authority for these federal grants of 2.00 FTE and related personal service and expense and equipment is needed in FY 2025 to coordinate the extraordinary increase in projects located throughout Missouri and ensure effective completion of the projects and expenditure of funds.

The program utilizes funding provided by the Department of Interior Office of Surface Mining to enable the AML unit to oversee reclamation of coal mine sites abandoned prior to 1977. Reclamation includes closing dangerous mine shafts, eliminating dangerous high walls, improving severely impacted land, and stabilizing subsiding ground beneath homes and roads.

As critical mineral exploration, mining, and processing expands in the state, we need to be cognizant of past mining practices that have occurred creating a legacy of public harm and impact to the environment across the state. The AML Program is currently addressing the past impact of mining practices. The addition of the Bipartisan Infrastructure Bill money over the next 15 years provides a great opportunity to reclaim many abandoned mine lands. The additional authority will allow the program to utilize more available funding that is then provided to contractors to complete abandoned mine land reclamation projects.

(Land Reclamation Act RSMo 444.760 through 444.790; Coal, Bond Forfeiture and Abandoned Mine Lands RSMo 444.800 through 444.970 and 30 CFR Part 700.01 through 955.17)

4. DESCRIBE THE DETAILED ASSUMPTIONS USED TO DERIVE THE SPECIFIC REQUESTED AMOUNT. (How did you determine that the requested number of FTE were appropriate? From what source or standard did you derive the requested levels of funding? Were alternatives such as outsourcing or automation considered? If based on new legislation, does request tie to TAFP fiscal note? If not, explain why. Detail which portions of the request are one-times and how those amounts were calculated.)

Through the Bipartisan Infrastructure Law, the AML Program will be tripling the amount of grant funding received each fiscal year. The current program budget (operating and contractual) is approximately \$2.8 million per year and supports 8 full time staff. This request is for an additional 2.00 FTE to provide project management and oversight on AML projects funded by this additional grant. The program plans to outsource a portion of the project work to consultants related to field assessment, engineering design, and reclamation activities, which will require program review and oversight. This grant is 100% federally funded (requires no match).

NEW DECISION ITEM

RANK: 029 OF 031

Department of Natural Resources			Budget Unit 78510C						
Missouri Geological Survey									
Abandoned Mine Land Reclamation Project Coord			DI# 1780025	HB Section		6.295			
5. BREAK DOWN THE REQUEST BY BUDGET OBJECT CLASS, JOB CLASS, AND FUND SOURCE. IDENTIFY ONE-TIME COSTS.									
	Dept Req	Dept Req	Dept Req	Dept Req	Dept Req	Dept Req	Dept Req	Dept Req	Dept Req
	GR	GR	FED	FED	OTHER	OTHER	TOTAL	TOTAL	One-Time
Budget Object Class/Job Class	DOLLARS	FTE	DOLLARS	FTE	DOLLARS	FTE	DOLLARS	FTE	DOLLARS
10EP20 / Environmental Program Analyst			115,536	2.00			115,536	2.00	
Total PS	0	0.00	115,536	2.00	0	0.00	115,536	2.00	0
140 / Travel In-state			2,584				2,584		
160 / Travel Out-of-State			478				478		
190 / Supplies			818				818		
320 / Professional Development			1,122				1,122		
340 / Communication Servs & Supplies			1,086				1,086		
430 / M&R Services			636				636		
480 / Computer Equipment			5,496				5,496		3,730
580 / Office Equipment			22,292				22,292		22,292
740 / Miscellaneous Expenses			226				226		
Total EE	0		34,738		0		34,738		26,022
Program Distributions							0		
Total PSD	0		0		0		0		0
Transfers									
Total TRF	0		0		0		0		0
Grand Total	0	0.00	150,274	2.00	0	0.00	150,274	2.00	26,022

NEW DECISION ITEM

RANK: 029 OF 031

Department of Natural Resources				Budget Unit <u>78510C</u>					
Missouri Geological Survey									
Abandoned Mine Land Reclamation Project Coord DI# 1780025				HB Section <u>6.295</u>					
5. BREAK DOWN THE REQUEST BY BUDGET OBJECT CLASS, JOB CLASS, AND FUND SOURCE. IDENTIFY ONE-TIME COSTS. (continued)									
Budget Object Class/Job Class	Gov Rec GR DOLLARS	Gov Rec GR FTE	Gov Rec FED DOLLARS	Gov Rec FED FTE	Gov Rec OTHER DOLLARS	Gov Rec OTHER FTE	Gov Rec TOTAL DOLLARS	Gov Rec TOTAL FTE	Gov Rec One-Time DOLLARS
10EP20 / Environmental Program Analyst							0	0.00	
Total PS	<u>0</u>	<u>0.00</u>	<u>0</u>	<u>0.00</u>	<u>0</u>	<u>0.00</u>	<u>0</u>	<u>0.00</u>	<u>0</u>
140 / Travel In-state							0		
160 / Travel Out-of-State							0		
190 / Supplies							0		
320 / Professional Development							0		
340 / Communication Servs & Supplies							0		
430 / M&R Services							0		
480 / Computer Equipment							0		
580 / Office Equipment							0		
740 / Miscellaneous Expenses							0		
Total EE	<u>0</u>		<u>0</u>		<u>0</u>		<u>0</u>		<u>0</u>
Program Distributions							0		
Total PSD	<u>0</u>		<u>0</u>		<u>0</u>		<u>0</u>		<u>0</u>
Transfers							0		
Total TRF	<u>0</u>		<u>0</u>		<u>0</u>		<u>0</u>		<u>0</u>
Grand Total	<u>0</u>	<u>0.00</u>	<u>0</u>	<u>0.00</u>	<u>0</u>	<u>0.00</u>	<u>0</u>	<u>0.00</u>	<u>0</u>

NEW DECISION ITEM

RANK: 029 OF 031

Department of Natural Resources	Budget Unit <u>78510C</u>
Missouri Geological Survey	
Abandoned Mine Land Reclamation Project Coord <u>DI# 1780025</u>	HB Section <u>6.295</u>

6. PERFORMANCE MEASURES (If new decision item has an associated core, separately identify projected performance with & without additional funding.)

6a. Provide an activity measure(s) for the program.

Amount of funds allocated to operating budget and reclamation projects completed with 8.00 FTE = approximately \$2.8 million. Amount of funds allocated to operating budget and reclamation projects with 2 additional FTE and outsourced consultant project management = approximately \$8 million.

6b. Provide a measure(s) of the program's quality.

Amount of funding allocated to AML project management, which includes staffing, and allocating funding to contractors for field reclamation work will increase from approximately \$2.8 million to approximately \$8 million. Efficiently expending additional grant funding per the state reclamation plan will lead to more acres of mine land reclaimed, job creation, environmental benefit, and enhanced public safety.

6c. Provide a measure(s) of the program's impact.

Amount of AML reclamation work completed, which includes closing dangerous mine shafts, eliminating dangerous high walls, improving severely impacted land and water quality, and stabilizing subsiding ground beneath homes and roads.

6d. Provide a measure(s) of the program's efficiency.

Over 111 eligible AML areas exist consisting of 12,882 acres with public health, safety, and environmental issues at an estimated reclamation cost of \$135.2 million. Only several projects a year can be completed with current funding and staffing. The additional federal funds and staffing would allow the AML Program to address the eligible AML areas in a more timely fashion.

7. STRATEGIES TO ACHIEVE THE PERFORMANCE MEASUREMENT TARGETS:

Hire competent team members and continue to support training in the area of abandoned mine land reclamation. Contract consultants and field contractors through the state bidding process to ensure good qualified businesses are utilized to efficiently manage the project implementation and ensure excellent reclamation work is completed to protect public health and the environment.

Department of Natural Resources

DECISION ITEM DETAIL

Budget Unit	FY 2023	FY 2023	FY 2024	FY 2024	FY 2025	FY 2025	*****	*****
Decision Item	ACTUAL	ACTUAL	BUDGET	BUDGET	DEPT REQ	DEPT REQ	SECURED	SECURED
Budget Object Class	DOLLAR	FTE	DOLLAR	FTE	DOLLAR	FTE	COLUMN	COLUMN
GEOLOGICAL SURVEY OPERATIONS								
Abandoned Mine Reclamation - 1780025								
ENVIRONMENTAL PROGRAM ANALYST	0	0.00	0	0.00	115,536	2.00	0	0.00
TOTAL - PS	0	0.00	0	0.00	115,536	2.00	0	0.00
TRAVEL, IN-STATE	0	0.00	0	0.00	2,584	0.00	0	0.00
TRAVEL, OUT-OF-STATE	0	0.00	0	0.00	478	0.00	0	0.00
SUPPLIES	0	0.00	0	0.00	818	0.00	0	0.00
PROFESSIONAL DEVELOPMENT	0	0.00	0	0.00	1,122	0.00	0	0.00
COMMUNICATION SERV & SUPP	0	0.00	0	0.00	1,086	0.00	0	0.00
M&R SERVICES	0	0.00	0	0.00	636	0.00	0	0.00
COMPUTER EQUIPMENT	0	0.00	0	0.00	5,496	0.00	0	0.00
OFFICE EQUIPMENT	0	0.00	0	0.00	22,292	0.00	0	0.00
MISCELLANEOUS EXPENSES	0	0.00	0	0.00	226	0.00	0	0.00
TOTAL - EE	0	0.00	0	0.00	34,738	0.00	0	0.00
GRAND TOTAL	\$0	0.00	\$0	0.00	\$150,274	2.00	\$0	0.00
GENERAL REVENUE	\$0	0.00	\$0	0.00	\$0	0.00		0.00
FEDERAL FUNDS	\$0	0.00	\$0	0.00	\$150,274	2.00		0.00
OTHER FUNDS	\$0	0.00	\$0	0.00	\$0	0.00		0.00

CORE DECISION ITEM

Department of Natural Resources	Budget Unit <u>78851C</u>
Missouri Geological Survey	
Clarence Cannon Dam Transfer	HB Section <u>6.330</u>

1. CORE FINANCIAL SUMMARY

	FY 2025 Budget Request			
	GR	Federal	Other	Total
PS	0	0	0	0
EE	0	0	0	0
PSD	0	0	0	0
TRF	600,000	0	0	600,000
Total	600,000	0	0	600,000

FTE **0.00** **0.00** **0.00** **0.00**

Est. Fringe	0	0	0	0
--------------------	---	---	---	---

Note: Fringes budgeted in House Bill 5 except for certain fringes budgeted directly to MoDOT, Highway Patrol, and Conservation.

Other Funds: Not applicable

	FY 2025 Governor's Recommendation			
	GR	Fed	Other	Total
PS	0	0	0	0
EE	0	0	0	0
PSD	0	0	0	0
TRF	0	0	0	0
Total	0	0	0	0

FTE **0.00** **0.00** **0.00** **0.00**

Est. Fringe	0	0	0	0
--------------------	---	---	---	---

Note: Fringes budgeted in House Bill 5 except for certain fringes budgeted directly to MoDOT, Highway Patrol, and Conservation.

2. CORE DESCRIPTION

Transfer from General Revenue to the Water Development Fund for the cost of water supply storage, pursuant to the Clarence Cannon Water Contract. The FY 2025 budget will pay the FFY 2023 water supply storage expenses. The state's payment obligation is currently estimated to be completed in State FY 2040 for FFY 2038 storage. Appropriation will be utilized for payment of the annual water supply storage invoice and for the reduction of principal of the state contract.

3. PROGRAM LISTING (list programs included in this core funding)

Clarence Cannon Dam

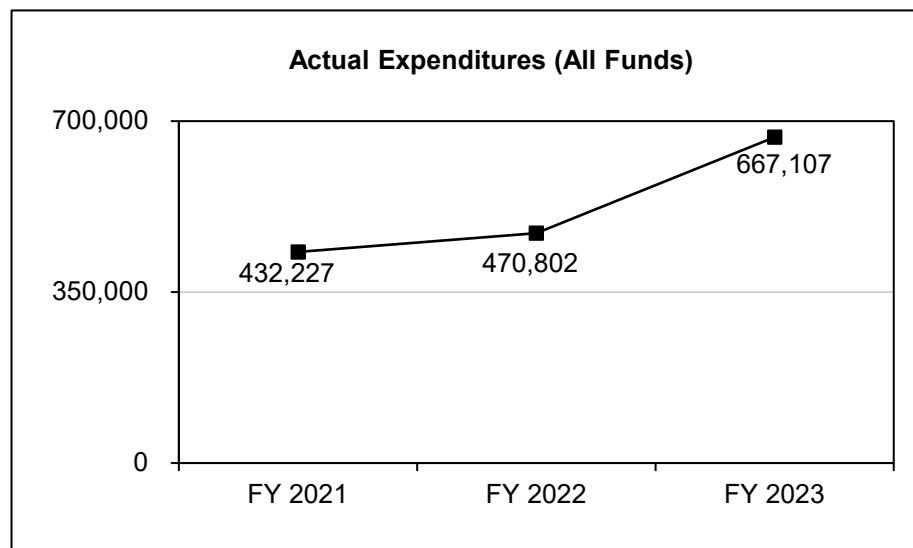
CORE DECISION ITEM

Department of Natural Resources
Missouri Geological Survey
Clarence Cannon Dam Transfer

Budget Unit 78851C
HB Section 6.330

4. FINANCIAL HISTORY

	FY 2021 Actual	FY 2022 Actual	FY 2023 Actual	FY 2024 Current Yr.
Appropriation (All Funds)	477,098	477,098	667,107	600,000
Less Reverted (All Funds)	(14,313)	(6,296)	0	(18,000)
Less Restricted (All Funds)	0	0	0	0
Budget Authority (All Funds)	462,785	470,802	667,107	582,000
Actual Expenditures (All Funds)	432,227	470,802	667,107	N/A
Unexpended (All Funds)	30,558	0	0	N/A
Unexpended, by Fund:				
General Revenue	30,558	0	0	N/A
Federal	0	0	0	N/A
Other	0	0	0	N/A



Reverted includes the statutory three-percent reserve amount (when applicable).

Restricted includes any Governor's Expenditure Restrictions which remained at the end of the fiscal year (when applicable).

Notes:

FY 2021: Lapse is due to the actual invoice received being less than the estimated billing.

CORE RECONCILIATION DETAIL

**DEPARTMENT OF NATURAL RESOURCES
CLARENCE CANNON TRANSFER**

5. CORE RECONCILIATION DETAIL

	Budget Class	FTE	GR	Federal	Other	Total	Explanation
<hr/>							
TAFP AFTER VETOES							
	TRF	0.00	600,000	0	0	600,000	
	Total	0.00	600,000	0	0	600,000	
<hr/>							
DEPARTMENT CORE REQUEST							
	TRF	0.00	600,000	0	0	600,000	
	Total	0.00	600,000	0	0	600,000	
<hr/>							
GOVERNOR'S RECOMMENDED CORE							
	TRF	0.00	600,000	0	0	600,000	
	Total	0.00	600,000	0	0	600,000	
<hr/>							

Department of Natural Resources

DECISION ITEM SUMMARY

Budget Unit								
Decision Item	FY 2023	FY 2023	FY 2024	FY 2024	FY 2025	FY 2025	*****	*****
Budget Object Summary	ACTUAL	ACTUAL	BUDGET	BUDGET	DEPT REQ	DEPT REQ	SECURED	SECURED
Fund	DOLLAR	FTE	DOLLAR	FTE	DOLLAR	FTE	COLUMN	COLUMN
CLARENCE CANNON TRANSFER								
CORE								
FUND TRANSFERS								
GENERAL REVENUE	667,107	0.00	600,000	0.00	600,000	0.00	0	0.00
TOTAL - TRF	667,107	0.00	600,000	0.00	600,000	0.00	0	0.00
TOTAL	667,107	0.00	600,000	0.00	600,000	0.00	0	0.00
GRAND TOTAL	\$667,107	0.00	\$600,000	0.00	\$600,000	0.00	\$0	0.00

9/22/23 14:52

im_disummary

Department of Natural Resources

DECISION ITEM DETAIL

Budget Unit	FY 2023	FY 2023	FY 2024	FY 2024	FY 2025	FY 2025	*****	*****
Decision Item	ACTUAL	ACTUAL	BUDGET	BUDGET	DEPT REQ	DEPT REQ	SECURED	SECURED
Budget Object Class	DOLLAR	FTE	DOLLAR	FTE	DOLLAR	FTE	COLUMN	COLUMN
CLARENCE CANNON TRANSFER								
CORE								
TRANSFERS OUT	667,107	0.00	600,000	0.00	600,000	0.00	0	0.00
TOTAL - TRF	667,107	0.00	600,000	0.00	600,000	0.00	0	0.00
GRAND TOTAL	\$667,107	0.00	\$600,000	0.00	\$600,000	0.00	\$0	0.00
GENERAL REVENUE	\$667,107	0.00	\$600,000	0.00	\$600,000	0.00		0.00
FEDERAL FUNDS	\$0	0.00	\$0	0.00	\$0	0.00		0.00
OTHER FUNDS	\$0	0.00	\$0	0.00	\$0	0.00		0.00

CORE DECISION ITEM

Department of Natural Resources Missouri Geological Survey Clarence Cannon Dam Payment	Budget Unit <u>78852C</u> HB Section <u>6.335</u>																																																																																										
1. CORE FINANCIAL SUMMARY																																																																																											
<table style="width: 100%; border-collapse: collapse;"> <thead> <tr> <th></th> <th colspan="4" style="text-align: center; border-bottom: 1px solid black;">FY 2025 Budget Request</th> </tr> <tr> <th></th> <th style="text-align: center;">GR</th> <th style="text-align: center;">Federal</th> <th style="text-align: center;">Other</th> <th style="text-align: center;">Total</th> </tr> </thead> <tbody> <tr> <td>PS</td> <td style="text-align: center;">0</td> <td style="text-align: center;">0</td> <td style="text-align: center;">0</td> <td style="text-align: center;">0</td> </tr> <tr> <td>EE</td> <td style="text-align: center;">0</td> <td style="text-align: center;">0</td> <td style="text-align: center;">600,000</td> <td style="text-align: center;">600,000</td> </tr> <tr> <td>PSD</td> <td style="text-align: center;">0</td> <td style="text-align: center;">0</td> <td style="text-align: center;">0</td> <td style="text-align: center;">0</td> </tr> <tr> <td>TRF</td> <td style="text-align: center;">0</td> <td style="text-align: center;">0</td> <td style="text-align: center;">0</td> <td style="text-align: center;">0</td> </tr> <tr> <td>Total</td> <td style="text-align: center; border-top: 1px solid black; border-bottom: 3px double black;">0</td> <td style="text-align: center; border-top: 1px solid black; border-bottom: 3px double black;">0</td> <td style="text-align: center; border-top: 1px solid black; border-bottom: 3px double black;">600,000</td> <td style="text-align: center; border-top: 1px solid black; border-bottom: 3px double black;">600,000</td> </tr> <tr> <td>FTE</td> <td style="text-align: center;">0.00</td> <td style="text-align: center;">0.00</td> <td style="text-align: center;">0.00</td> <td style="text-align: center;">0.00</td> </tr> </tbody> </table> <table style="width: 100%; border-collapse: collapse; margin-top: 5px;"> <tr> <td style="width: 15%;">Est. Fringe</td> <td style="width: 15%; text-align: center;">0</td> <td style="width: 15%; text-align: center;">0</td> <td style="width: 15%; text-align: center;">0</td> <td style="width: 15%; text-align: center;">0</td> </tr> </table> <p style="font-size: small; margin-top: 5px;"><i>Note: Fringes budgeted in House Bill 5 except for certain fringes budgeted directly to MoDOT, Highway Patrol, and Conservation.</i></p> <p style="font-size: small; margin-top: 5px;">Other Funds: Water Development Fund (0174)</p>		FY 2025 Budget Request					GR	Federal	Other	Total	PS	0	0	0	0	EE	0	0	600,000	600,000	PSD	0	0	0	0	TRF	0	0	0	0	Total	0	0	600,000	600,000	FTE	0.00	0.00	0.00	0.00	Est. Fringe	0	0	0	0	<table style="width: 100%; border-collapse: collapse;"> <thead> <tr> <th></th> <th colspan="4" style="text-align: center; border-bottom: 1px solid black;">FY 2025 Governor's Recommendation</th> </tr> <tr> <th></th> <th style="text-align: center;">GR</th> <th style="text-align: center;">Fed</th> <th style="text-align: center;">Other</th> <th style="text-align: center;">Total</th> </tr> </thead> <tbody> <tr> <td>PS</td> <td style="text-align: center;">0</td> <td style="text-align: center;">0</td> <td style="text-align: center;">0</td> <td style="text-align: center;">0</td> </tr> <tr> <td>EE</td> <td style="text-align: center;">0</td> <td style="text-align: center;">0</td> <td style="text-align: center;">0</td> <td style="text-align: center;">0</td> </tr> <tr> <td>PSD</td> <td style="text-align: center;">0</td> <td style="text-align: center;">0</td> <td style="text-align: center;">0</td> <td style="text-align: center;">0</td> </tr> <tr> <td>TRF</td> <td style="text-align: center;">0</td> <td style="text-align: center;">0</td> <td style="text-align: center;">0</td> <td style="text-align: center;">0</td> </tr> <tr> <td>Total</td> <td style="text-align: center; border-top: 1px solid black; border-bottom: 3px double black;">0</td> <td style="text-align: center; border-top: 1px solid black; border-bottom: 3px double black;">0</td> <td style="text-align: center; border-top: 1px solid black; border-bottom: 3px double black;">0</td> <td style="text-align: center; border-top: 1px solid black; border-bottom: 3px double black;">0</td> </tr> <tr> <td>FTE</td> <td style="text-align: center;">0.00</td> <td style="text-align: center;">0.00</td> <td style="text-align: center;">0.00</td> <td style="text-align: center;">0.00</td> </tr> </tbody> </table> <table style="width: 100%; border-collapse: collapse; margin-top: 5px;"> <tr> <td style="width: 15%;">Est. Fringe</td> <td style="width: 15%; text-align: center;">0</td> <td style="width: 15%; text-align: center;">0</td> <td style="width: 15%; text-align: center;">0</td> <td style="width: 15%; text-align: center;">0</td> </tr> </table> <p style="font-size: small; margin-top: 5px;"><i>Note: Fringes budgeted in House Bill 5 except for certain fringes budgeted directly to MoDOT, Highway Patrol, and Conservation.</i></p>		FY 2025 Governor's Recommendation					GR	Fed	Other	Total	PS	0	0	0	0	EE	0	0	0	0	PSD	0	0	0	0	TRF	0	0	0	0	Total	0	0	0	0	FTE	0.00	0.00	0.00	0.00	Est. Fringe	0	0	0	0
	FY 2025 Budget Request																																																																																										
	GR	Federal	Other	Total																																																																																							
PS	0	0	0	0																																																																																							
EE	0	0	600,000	600,000																																																																																							
PSD	0	0	0	0																																																																																							
TRF	0	0	0	0																																																																																							
Total	0	0	600,000	600,000																																																																																							
FTE	0.00	0.00	0.00	0.00																																																																																							
Est. Fringe	0	0	0	0																																																																																							
	FY 2025 Governor's Recommendation																																																																																										
	GR	Fed	Other	Total																																																																																							
PS	0	0	0	0																																																																																							
EE	0	0	0	0																																																																																							
PSD	0	0	0	0																																																																																							
TRF	0	0	0	0																																																																																							
Total	0	0	0	0																																																																																							
FTE	0.00	0.00	0.00	0.00																																																																																							
Est. Fringe	0	0	0	0																																																																																							
2. CORE DESCRIPTION																																																																																											
<p>The Water Development Fund is used to pay the cost of water supply storage, pursuant to the Clarence Cannon Water Contract. The FY 2025 budget will pay the FFY 2023 water supply storage expenses. The state's payment obligation is currently estimated to be completed in State FY 2040 for FFY 2038 storage. Appropriation will be utilized for payment of the annual water supply storage invoice and for the reduction of principal of the state contract.</p>																																																																																											
3. PROGRAM LISTING (list programs included in this core funding)																																																																																											
Clarence Cannon Dam																																																																																											

CORE DECISION ITEM

Department of Natural Resources

Budget Unit 78852C

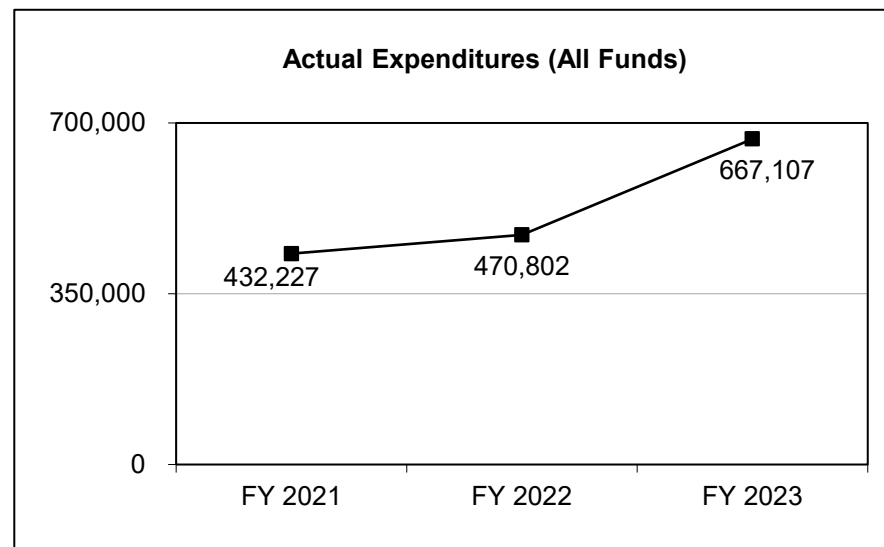
Missouri Geological Survey

Clarence Cannon Dam Payment

HB Section 6.335

4. FINANCIAL HISTORY

	FY 2021 Actual	FY 2022 Actual	FY 2023 Actual	FY 2024 Current Yr.
Appropriation (All Funds)	477,098	477,098	667,107	600,000
Less Reverted (All Funds)	0	0	0	0
Less Restricted (All Funds)	0	0	0	0
Budget Authority (All Funds)	477,098	477,098	667,107	600,000
Actual Expenditures (All Funds)	432,227	470,802	667,107	N/A
Unexpended (All Funds)	44,871	6,296	0	N/A
Unexpended, by Fund:				
General Revenue	0	0	0	N/A
Federal	0	0	0	N/A
Other	44,871	6,296	0	N/A



Reverted includes the statutory three-percent reserve amount (when applicable).

Restricted includes any Governor's Expenditure Restrictions which remained at the end of the fiscal year (when applicable).

NOTES:

FY 2021 and FY 2022: Lapse is due to the actual invoice received being less than the estimated billing.

CORE RECONCILIATION DETAIL

DEPARTMENT OF NATURAL RESOURCES
CLARENCE CANNON PAYMENT

5. CORE RECONCILIATION DETAIL

	Budget Class	FTE	GR	Federal	Other	Total	Explanation
TAFP AFTER VETOES	EE	0.00	0	0	600,000	600,000	
	Total	0.00	0	0	600,000	600,000	
DEPARTMENT CORE REQUEST	EE	0.00	0	0	600,000	600,000	
	Total	0.00	0	0	600,000	600,000	
GOVERNOR'S RECOMMENDED CORE	EE	0.00	0	0	600,000	600,000	
	Total	0.00	0	0	600,000	600,000	

Department of Natural Resources

DECISION ITEM SUMMARY

Budget Unit								
Decision Item	FY 2023	FY 2023	FY 2024	FY 2024	FY 2025	FY 2025	*****	*****
Budget Object Summary	ACTUAL	ACTUAL	BUDGET	BUDGET	DEPT REQ	DEPT REQ	SECURED	SECURED
Fund	DOLLAR	FTE	DOLLAR	FTE	DOLLAR	FTE	COLUMN	COLUMN
CLARENCE CANNON PAYMENT								
CORE								
EXPENSE & EQUIPMENT								
MO WATER DEVELOPMENT	667,107	0.00	600,000	0.00	600,000	0.00	0	0.00
TOTAL - EE	667,107	0.00	600,000	0.00	600,000	0.00	0	0.00
TOTAL	667,107	0.00	600,000	0.00	600,000	0.00	0	0.00
GRAND TOTAL								
	\$667,107	0.00	\$600,000	0.00	\$600,000	0.00	\$0	0.00

Department of Natural Resources

DECISION ITEM DETAIL

Budget Unit	FY 2023	FY 2023	FY 2024	FY 2024	FY 2025	FY 2025	*****	*****
Decision Item	ACTUAL	ACTUAL	BUDGET	BUDGET	DEPT REQ	DEPT REQ	SECURED	SECURED
Budget Object Class	DOLLAR	FTE	DOLLAR	FTE	DOLLAR	FTE	COLUMN	COLUMN
CLARENCE CANNON PAYMENT								
CORE								
MISCELLANEOUS EXPENSES	667,107	0.00	600,000	0.00	600,000	0.00	0	0.00
TOTAL - EE	667,107	0.00	600,000	0.00	600,000	0.00	0	0.00
GRAND TOTAL	\$667,107	0.00	\$600,000	0.00	\$600,000	0.00	\$0	0.00
GENERAL REVENUE	\$0	0.00	\$0	0.00	\$0	0.00		0.00
FEDERAL FUNDS	\$0	0.00	\$0	0.00	\$0	0.00		0.00
OTHER FUNDS	\$667,107	0.00	\$600,000	0.00	\$600,000	0.00		0.00

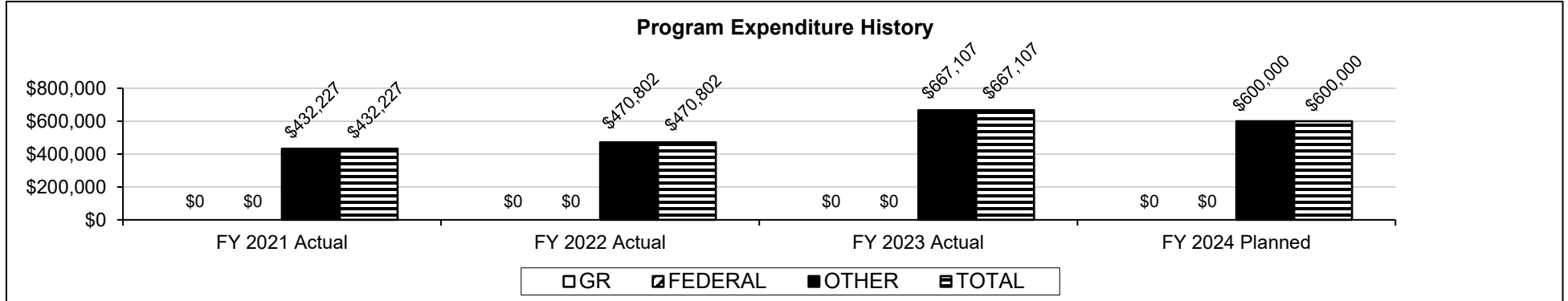
PROGRAM DESCRIPTION

Department of Natural Resources	HB Section(s): <u>6.330, 6.335</u>
Missouri Geological Survey	
Program is found in the following core budget(s): Clarence Cannon Dam Transfer and Payment	
1a. What strategic priority does this program address?	
<ul style="list-style-type: none">• Securing a reliable source of drinking water for Missourians.	
1b. What does this program do?	
<ul style="list-style-type: none">• The U.S. Army Corps of Engineers and the State of Missouri entered into a contract in 1988 obligating the state to repay the Corps of Engineers for 20,000 acre-feet of water supply storage into the Clarence Cannon Dam and Mark Twain Lake project. The payment is limited to 3.22% interest and a portion of the overall project's operation and maintenance expenses.• The FY 2025 budget will pay the FFY 2023 water supply storage interest and operations and maintenance expenses.• The Clarence Cannon Wholesale Water Commission markets and develops water from the Mark Twain Lake.	
2a. Provide an activity measure(s) for the program.	
<p>The water supply contract between the U.S. Army Corps of Engineers, the State of Missouri, and the Clarence Cannon Wholesale Water Commission (CCWWC) is executed in compliance with appropriate Federal and State statutes.</p> <p>The Clarence Cannon Wholesale Water Commission (CCWWC) serves an estimated 73,724 citizens: 71,519 buy directly from CCWWC and another 2,205 buy from secondary water supply systems that purchase from CCWWC.</p>	
2b. Provide a measure(s) of the program's quality.	
Not available	
2c. Provide a measure(s) of the program's impact.	
Not available	
2d. Provide a measure(s) of the program's efficiency.	
Not available	

PROGRAM DESCRIPTION

Department of Natural Resources	HB Section(s): <u>6.330, 6.335</u>
Missouri Geological Survey	
Program is found in the following core budget(s): <u>Clarence Cannon Dam Transfer and Payment</u>	

3. Provide actual expenditures for the prior three fiscal years and planned expenditures for the current fiscal year. (Note: Amounts do not include fringe benefit costs.)



FY 2024 Planned is shown at full appropriation.

4. What are the sources of the "Other " funds?

Water Development Fund (0174)

Cash is transferred from General Revenue to the Water Development Fund for payment to the Corps of Engineers.

5. What is the authorization for this program, i.e., federal or state statute, etc.? (Include the federal program number, if applicable.)

Water Supply Act of 1958 (1958 WSA; P.L. 85-500; 72 Stat. 319; 43 U.S.C. 390b)

Section 256.290, RSMo

Missouri Water Development Fund

Sections 393.700-770, RSMo

Clarence Cannon Wholesale Water Commission

6. Are there federal matching requirements? If yes, please explain.

No

7. Is this a federally mandated program? If yes, please explain.

The state has entered into a contract with U.S. Army Corps of Engineers to secure future water supply.

CORE DECISION ITEM

Department of Natural Resources
Division of Energy
Energy Operations Core

Budget Unit 78210C

HB Section 6.340

1. CORE FINANCIAL SUMMARY

	FY 2025 Budget Request			
	GR	Federal	Other	Total
PS	154,008	1,756,768	1,014,739	2,925,515
EE	0	795,469	174,583	970,052
PSD	0	0	0	0
Total	154,008	2,552,237	1,189,322	3,895,567

FTE 0.00 21.90 14.05 35.95

Est. Fringe	93,991	1,072,156	619,295	1,785,442
--------------------	--------	-----------	---------	-----------

Note: Fringes budgeted in House Bill 5 except for certain fringes budgeted directly to MoDOT, Highway Patrol, and Conservation.

	FY 2025 Governor's Recommendation			
	GR	Fed	Other	Total
PS	0	0	0	0
EE	0	0	0	0
PSD	0	0	0	0
Total	0	0	0	0

FTE 0.00 0.00 0.00 0.00

Est. Fringe	0	0	0	0
--------------------	---	---	---	---

Note: Fringes budgeted in House Bill 5 except for certain fringes budgeted directly to MoDOT, Highway Patrol, and Conservation.

Other Funds: Cost Allocation Fund (0500); Energy Set-Aside Fund (0667); Energy Futures Fund (0935)

Core Reduction: The FY 2025 Budget Request includes a core reduction of \$19,056 one-time Expense and Equipment (federal funds from the FY 2024 budget. The request also includes a 2.00 FTE reduction (federal and other funds), with a corresponding 2.00 FTE new decision item (GR).

2. CORE DESCRIPTION

The Division of Energy advances the efficient use of diverse energy resources through financial and technical assistance and education. The division operates as the designated State Energy Office, directing the use of federal State Energy Program funds to support state-led energy initiatives.

Division staff members support business and community development and the use of diverse in-state resources and energy efficiency through interaction with utility companies, Public Service Commission staff, the Department of Natural Resources' environmental programs, and the Department of Economic Development's business expansion and attraction operations. Division staff also support the increased use and innovative development of bioenergy solutions, as well as market research and demonstration projects that advance the use of reliable and affordable domestic energy resources and technologies.

The division's pass-through authority is located in a separate core decision item form.

CORE DECISION ITEM

Department of Natural Resources
Division of Energy
Energy Operations Core

Budget Unit 78210C

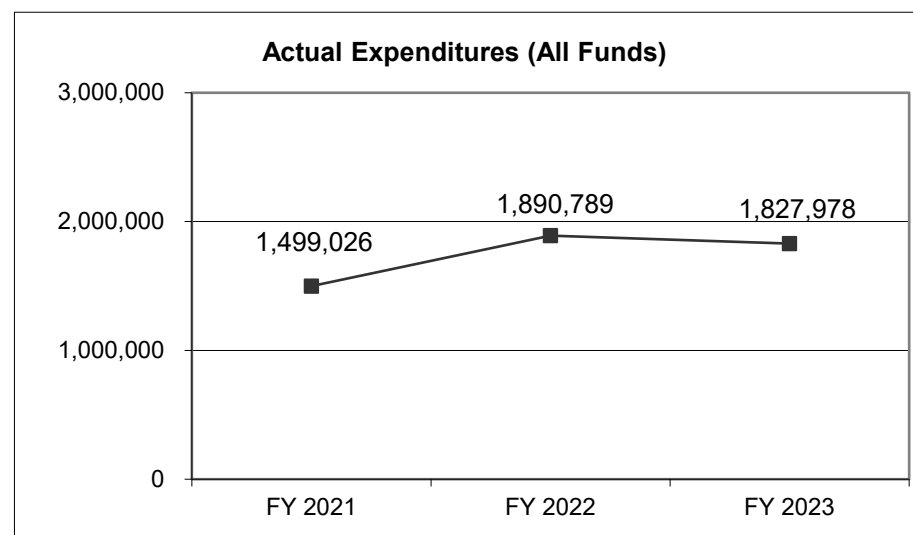
HB Section 6.340

3. PROGRAM LISTING (list programs included in this core funding)

Division of Energy Operating

4. FINANCIAL HISTORY

	FY 2021 Actual	FY 2022 Actual	FY 2023 Actual	FY 2024 Current Yr.
Appropriation (All Funds)	2,868,177	2,752,350	3,294,686	3,914,623
Less Reverted (All Funds)	0	0	0	(4,620)
Less Restricted (All Funds)	0	0	0	0
Budget Authority (All Funds)	2,868,177	2,752,350	3,294,686	3,910,003
Actual Expenditures (All Funds)	1,499,026	1,890,789	1,827,978	N/A
Unexpended (All Funds)	1,369,151	861,561	1,466,708	N/A
Unexpended, by Fund:				
General Revenue	0	0	0	N/A
Federal	843,180	170,052	770,633	N/A
Other	525,971	691,509	696,075	N/A
	(1)	(1)	(1)	



Reverted includes the statutory three-percent reserve amount (when applicable).

Restricted includes any Governor's Expenditure Restrictions which remained at the end of the fiscal year (when applicable).

NOTES:

(1) The department continues to review operating expenditures to be efficient and effective with state resources.

CORE RECONCILIATION DETAIL

DEPARTMENT OF NATURAL RESOURCES ENERGY DIV OPERATIONS

5. CORE RECONCILIATION DETAIL

				Budget Class	FTE	GR	Federal	Other	Total	Explanation
TAFP AFTER VETOES										
				PS	38.00	154,008	1,756,768	1,014,739	2,925,515	
				EE	0.00	0	814,525	174,583	989,108	
				Total	38.00	154,008	2,571,293	1,189,322	3,914,623	
DEPARTMENT CORE ADJUSTMENTS										
1x Expenditures	716	3296	EE		0.00	0	(19,056)	0	(19,056)	Core reduction of FY 2024 one-time authority.
Core Reduction	1180	3294	PS		(2.00)	0	0	0	0	The FY 2025 Budget Request includes a 2.00 FTE reduction (Federal and Other funds) with a corresponding increase of 2.00 FTE new decision item (GR).
Core Reallocation	1117	3294	PS		(0.00)	0	0	0	(0)	Core reallocations will more closely align the budget with planned spending.
Core Reallocation	1117	2702	PS		0.00	0	0	0	0	Core reallocations will more closely align the budget with planned spending.
NET DEPARTMENT CHANGES					(2.00)	0	(19,056)	0	(19,056)	
DEPARTMENT CORE REQUEST										
				PS	36.00	154,008	1,756,768	1,014,739	2,925,515	
				EE	0.00	0	795,469	174,583	970,052	
				Total	36.00	154,008	2,552,237	1,189,322	3,895,567	
GOVERNOR'S RECOMMENDED CORE										
				PS	36.00	154,008	1,756,768	1,014,739	2,925,515	

CORE RECONCILIATION DETAIL

DEPARTMENT OF NATURAL RESOURCES
ENERGY DIV OPERATIONS

5. CORE RECONCILIATION DETAIL

	Budget Class	FTE	GR	Federal	Other	Total	Explanation
GOVERNOR'S RECOMMENDED CORE							
	EE	0.00	0	795,469	174,583	970,052	
	Total	36.00	154,008	2,552,237	1,189,322	3,895,567	

Department of Natural Resources

DECISION ITEM SUMMARY

Budget Unit								
Decision Item	FY 2023	FY 2023	FY 2024	FY 2024	FY 2025	FY 2025	*****	*****
Budget Object Summary	ACTUAL	ACTUAL	BUDGET	BUDGET	DEPT REQ	DEPT REQ	SECURED	SECURED
Fund	DOLLAR	FTE	DOLLAR	FTE	DOLLAR	FTE	COLUMN	COLUMN
ENERGY DIV OPERATIONS								
CORE								
PERSONAL SERVICES								
GENERAL REVENUE	0	0.00	154,008	0.00	154,008	0.00	0	0.00
DEPT NATURAL RESOURCES	1,132,459	20.13	1,756,768	23.90	1,756,768	21.90	0	0.00
DNR COST ALLOCATION	50,711	0.60	71,207	0.84	71,207	0.84	0	0.00
ENERGY SET-ASIDE PROGRAM	340,252	5.81	851,057	11.68	851,057	11.68	0	0.00
ENERGY FUTURES FUND	8,734	0.16	92,475	1.58	92,475	1.58	0	0.00
TOTAL - PS	1,532,156	26.70	2,925,515	38.00	2,925,515	36.00	0	0.00
EXPENSE & EQUIPMENT								
DEPT NATURAL RESOURCES	277,791	0.00	814,525	0.00	795,469	0.00	0	0.00
DNR COST ALLOCATION	0	0.00	4,215	0.00	4,215	0.00	0	0.00
ENERGY SET-ASIDE PROGRAM	15,905	0.00	150,368	0.00	150,368	0.00	0	0.00
ENERGY FUTURES FUND	2,126	0.00	20,000	0.00	20,000	0.00	0	0.00
TOTAL - EE	295,822	0.00	989,108	0.00	970,052	0.00	0	0.00
TOTAL	1,827,978	26.70	3,914,623	38.00	3,895,567	36.00	0	0.00
GR FTE Alignment - 1780027								
PERSONAL SERVICES								
GENERAL REVENUE	0	0.00	0	0.00	0	2.00	0	0.00
TOTAL - PS	0	0.00	0	0.00	0	2.00	0	0.00
TOTAL	0	0.00	0	0.00	0	2.00	0	0.00
GRAND TOTAL	\$1,827,978	26.70	\$3,914,623	38.00	\$3,895,567	38.00	\$0	0.00

9/22/23 14:52

im_disummary

FLEXIBILITY REQUEST FORM

BUDGET UNIT NUMBER: 78210C, 78220C, 78225C BUDGET UNIT NAME: ENERGY OPERATIONS; ENERGY EFFICIENT SERVICES; APPROPRIATED TAX CREDITS HOUSE BILL SECTION(S): 6.340, 6.350 & 6.355	DEPARTMENT: NATURAL RESOURCES DIVISION: ENERGY
1. Provide the amount by fund of personal service flexibility and the amount by fund of expense and equipment flexibility you are requesting in dollar and percentage terms and explain why the flexibility is needed. If flexibility is being requested among divisions, provide the amount by fund of flexibility you are requesting in dollar and percentage terms and explain why the flexibility is needed.	
DEPARTMENT REQUEST	
<p>The Division of Energy requests retention of 50% flexibility between federal and other fund operating appropriations (78210C) and 25% flexibility between federal and other fund pass-through appropriations (78220C). Flexibility is needed to ensure our ability to immediately address any identified operational modifications to ensure the provision of the highest quality services to Missourians and will be used when needed to align appropriation authority with planned spending based on funds availability for pass-through programs.</p> <p>Also included for the Wood Energy Tax Credit Program (78225C) is 3% flexibility from 6.355 to 6.415 (General Revenue) related to the Legal Expense Fund.</p>	
2. Estimate how much flexibility will be used for the budget year. How much flexibility was used in the Prior Year Budget and the Current Year Budget? Please specify the amount.	
PRIOR YEAR ACTUAL AMOUNT OF FLEXIBILITY USED	CURRENT YEAR ESTIMATED AMOUNT OF FLEXIBILITY THAT WILL BE USED
Flexibility was not used in FY 2023.	Flexibility usage is difficult to estimate at this time.
3. Please explain how flexibility was used in the prior and/or current years.	
PRIOR YEAR EXPLAIN ACTUAL USE	CURRENT YEAR EXPLAIN PLANNED USE
Flexibility was not used in FY 2023.	Flexibility will allow the department to align appropriation authority with planned spending during the fiscal year based on funds availability and will help ensure effective, responsive service delivery by Energy Operations team members.

Department of Natural Resources

DECISION ITEM DETAIL

Budget Unit	FY 2023	FY 2023	FY 2024	FY 2024	FY 2025	FY 2025	*****	*****
Decision Item	ACTUAL	ACTUAL	BUDGET	BUDGET	DEPT REQ	DEPT REQ	SECURED	SECURED
Budget Object Class	DOLLAR	FTE	DOLLAR	FTE	DOLLAR	FTE	COLUMN	COLUMN
ENERGY DIV OPERATIONS								
CORE								
DIVISION DIRECTOR	115,924	1.00	122,891	1.00	122,891	1.00	0	0.00
DESIGNATED PRINCIPAL ASST DIV	116,426	1.72	244,301	3.00	174,301	2.00	0	0.00
LEGAL COUNSEL	28,773	0.40	32,128	0.25	32,128	0.25	0	0.00
MISCELLANEOUS PROFESSIONAL	20,173	0.44	90,297	0.30	86,152	1.00	0	0.00
LEAD ADMIN SUPPORT ASSISTANT	29,987	0.81	99,703	2.00	95,707	1.50	0	0.00
ADMIN SUPPORT PROFESSIONAL	33,859	0.85	69,231	1.00	65,876	1.00	0	0.00
ADMINISTRATIVE MANAGER	82,413	0.97	93,578	1.00	66,805	1.00	0	0.00
ASSOC RESEARCH/DATA ANALYST	126,451	2.59	296,129	4.37	287,446	4.17	0	0.00
RESEARCH/DATA ANALYST	144,518	2.68	421,257	6.00	349,582	5.00	0	0.00
SENIOR RESEARCH/DATA ANALYST	20,509	0.33	0	0.00	67,000	1.00	0	0.00
RESEARCH DATA ANALYSIS SPV/MGR	60,129	0.89	74,696	1.00	72,834	1.00	0	0.00
PUBLIC RELATIONS COORDINATOR	11,305	0.19	46,729	0.60	50,233	0.70	0	0.00
ASSOCIATE ENGINEER	53,658	0.92	78,751	1.00	56,163	0.80	0	0.00
PROFESSIONAL ENGINEER	66,450	0.92	91,852	1.20	88,479	1.00	0	0.00
ENVIRONMENTAL PROGRAM ASST	70,892	1.55	55,060	0.00	140,653	2.00	0	0.00
ENVIRONMENTAL PROGRAM ANALYST	111,252	2.27	335,668	4.20	287,062	1.20	0	0.00
ENVIRONMENTAL PROGRAM SPEC	93,356	1.74	138,864	2.00	111,361	1.30	0	0.00
ENVIRONMENTAL PROGRAM SPV	48,785	0.73	80,852	1.00	75,680	1.00	0	0.00
ENVIRONMENTAL PROGRAM MANAGER	86,051	1.17	78,671	1.00	164,423	2.00	0	0.00
AGENCY BUDGET SENIOR ANALYST	4,593	0.08	5,090	0.08	5,090	0.08	0	0.00
SENIOR ACCOUNTS ASSISTANT	0	0.00	55,760	1.00	70,760	1.00	0	0.00
ACCOUNTANT	64,601	1.32	72,769	1.00	149,945	2.00	0	0.00
GRANTS ASSOCIATE	0	0.00	49,243	1.00	66,396	1.00	0	0.00
GRANTS OFFICER	74,938	1.87	135,644	2.00	76,818	1.00	0	0.00
GRANTS SPECIALIST	52,534	1.00	77,715	1.00	79,495	1.00	0	0.00
GRANTS SUPERVISOR	14,579	0.26	78,636	1.00	82,235	1.00	0	0.00
TOTAL - PS	1,532,156	26.70	2,925,515	38.00	2,925,515	36.00	0	0.00
TRAVEL, IN-STATE	39,634	0.00	48,762	0.00	48,762	0.00	0	0.00
TRAVEL, OUT-OF-STATE	30,437	0.00	35,837	0.00	35,837	0.00	0	0.00
SUPPLIES	4,619	0.00	62,616	0.00	63,081	0.00	0	0.00
PROFESSIONAL DEVELOPMENT	78,404	0.00	179,590	0.00	179,590	0.00	0	0.00
COMMUNICATION SERV & SUPP	13,705	0.00	42,724	0.00	42,724	0.00	0	0.00

Department of Natural Resources

DECISION ITEM DETAIL

Budget Unit	FY 2023	FY 2023	FY 2024	FY 2024	FY 2025	FY 2025	*****	*****
Decision Item	ACTUAL	ACTUAL	BUDGET	BUDGET	DEPT REQ	DEPT REQ	SECURED	SECURED
Budget Object Class	DOLLAR	FTE	DOLLAR	FTE	DOLLAR	FTE	COLUMN	COLUMN
ENERGY DIV OPERATIONS								
CORE								
PROFESSIONAL SERVICES	98,798	0.00	497,720	0.00	480,620	0.00	0	0.00
M&R SERVICES	1,390	0.00	21,599	0.00	21,599	0.00	0	0.00
COMPUTER EQUIPMENT	0	0.00	3,649	0.00	0	0.00	0	0.00
OFFICE EQUIPMENT	0	0.00	20,165	0.00	4,293	0.00	0	0.00
OTHER EQUIPMENT	25,745	0.00	12,384	0.00	29,384	0.00	0	0.00
BUILDING LEASE PAYMENTS	560	0.00	55,883	0.00	55,883	0.00	0	0.00
EQUIPMENT RENTALS & LEASES	585	0.00	1,000	0.00	1,100	0.00	0	0.00
MISCELLANEOUS EXPENSES	1,945	0.00	7,179	0.00	7,179	0.00	0	0.00
TOTAL - EE	295,822	0.00	989,108	0.00	970,052	0.00	0	0.00
GRAND TOTAL	\$1,827,978	26.70	\$3,914,623	38.00	\$3,895,567	36.00	\$0	0.00
GENERAL REVENUE	\$0	0.00	\$154,008	0.00	\$154,008	0.00		0.00
FEDERAL FUNDS	\$1,410,250	20.13	\$2,571,293	23.90	\$2,552,237	21.90		0.00
OTHER FUNDS	\$417,728	6.57	\$1,189,322	14.10	\$1,189,322	14.10		0.00

CORE DECISION ITEM

Department of Natural Resources
Division of Energy
Energy Efficient Services PSD Core

Budget Unit 78220C

HB Section 6.350

1. CORE FINANCIAL SUMMARY

	FY 2025 Budget Request			
	GR	Federal	Other	Total
PS	0	0	0	0
EE	0	11,726,628	4,167,500	15,894,128
PSD	0	99,970,520	23,832,600	123,803,120
Total	0	111,697,148	28,000,100	139,697,248

FTE **0.00** **0.00** **0.00** **0.00**

Est. Fringe	0	0	0	0
--------------------	---	---	---	---

Note: Fringes budgeted in House Bill 5 except for certain fringes budgeted directly to MoDOT, Highway Patrol, and Conservation.

	FY 2025 Governor's Recommendation			
	GR	Fed	Other	Total
PS	0	0	0	0
EE	0	0	0	0
PSD	0	0	0	0
Total	0	0	0	0

FTE **0.00** **0.00** **0.00** **0.00**

Est. Fringe	0	0	0	0
--------------------	---	---	---	---

Note: Fringes budgeted in House Bill 5 except for certain fringes budgeted directly to MoDOT, Highway Patrol, and Conservation.

Federal Funds: DNR Federal Fund (0140); DNR Federal Stimulus 2021 Fund (2449)

Other Funds: Utilicare Stabilization Fund (0134); Energy Set-Aside Fund (0667); Energy Futures Fund (0935)

2. CORE DESCRIPTION

The Division of Energy advances the efficient use of diverse energy resources to improve the affordability and reliability of energy services, achieve greater energy security for future generations, and balance a healthy environment with a healthy economy. Through the energy efficiency loans, grants, and services programs, the division helps to ensure energy resilience and affordability for communities and residents by supporting local energy efficiency and renewable energy projects.

The Division's Energy Loan Program, a revolving loan fund capitalized through Petroleum Violation Escrow (PVE) funds, partners with DNR environmental programs and other governmental entities to achieve greater environmental quality and improve affordability and reliability through energy improvements. Staff also provide technical and financial assistance to state and local governments, school districts, businesses, industries, and citizens for energy improvements.

CORE DECISION ITEM	
Department of Natural Resources Division of Energy Energy Efficient Services PSD Core	Budget Unit <u>78220C</u> HB Section <u>6.350</u>
2. CORE DESCRIPTION (Continued)	
<p>Designated as the State Weatherization Office, staff administers pass-through federal and other funds for energy efficiency and renewable energy activities. To deliver services, the division collaborates with a broad network of subgrantees (18 local, community based agencies), utility service providers, vendors, and installers to deploy energy-efficiency programs to improve the health, safety, and comfort of income-eligible households. The program improves long-term energy affordability for client households and enables the more efficient use of public assistance dollars.</p> <p>The division implements funding across the state from the Infrastructure Investment and Jobs Act/Bipartisan Infrastructure Law and the Inflation Reduction Act. Activities supported through these federal funds include grid resilience improvements, cost-saving energy rebates for households, energy education and workforce development, community energy projects, and financing energy efficiency measures.</p>	
3. PROGRAM LISTING (list programs included in this core funding)	
Energy Efficient Services PSD	

CORE DECISION ITEM

Department of Natural Resources

Budget Unit 78220C

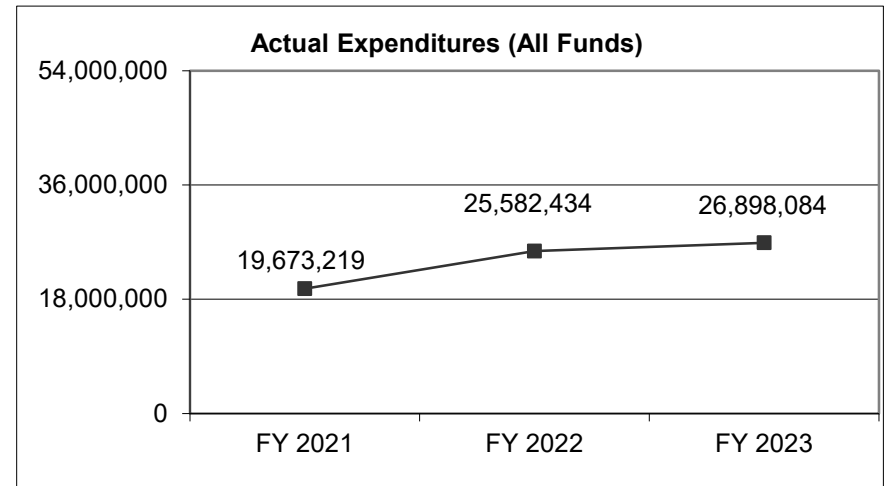
Division of Energy

Energy Efficient Services PSD Core

HB Section 6.350

4. FINANCIAL HISTORY

	FY 2021 Actual	FY 2022 Actual	FY 2023 Actual	FY 2024 Current Yr.
Appropriation (All Funds)	49,655,832	59,201,858	76,207,111	139,697,248
Less Reverted (All Funds)	0	0	0	0
Less Restricted (All Funds)	0	0	0	0
Budget Authority (All Funds)	49,655,832	59,201,858	76,207,111	139,697,248
Actual Expenditures (All Funds)	19,673,219	25,582,434	26,898,084	N/A
Unexpended (All Funds)	29,982,613	33,619,424	49,309,027	N/A
Unexpended, by Fund:				
General Revenue	0	0	0	N/A
Federal	8,363,548	15,474,675	22,137,613	N/A
Other	21,619,065	18,144,749	27,171,414	N/A
	(1)	(1)	(1)	(1)



Reverted includes the statutory three-percent reserve amount (when applicable).

Restricted includes any Governor's Expenditure Restrictions which remained at the end of the fiscal year (when applicable).

NOTES:

(1) In many cases, pass-through appropriation has been provided for encumbrance and payment of our commitments which often span multiple fiscal years causing high unexpended balances. Beginning in FY 2014, appropriations were provided for encumbrance purposes separate from expenditures. Both types of appropriations are included in the data above, therefore high unexpended balances will continue to be reflected. The FY 2024 PSD (expenditure only) appropriations are Energy Efficient Services \$101,364,613 and Low Income Weatherization Assistance \$20,332,635. The FY 2024 budget also includes \$18,000,000 encumbrance authority.

CORE DECISION ITEM

Department of Natural Resources

Budget Unit 78220C

Division of Energy

Energy Efficient Services PSD Core

HB Section 6.350

4. FINANCIAL HISTORY (continued)

The following table shows financial data for the appropriations included in this form.

	FY 2021	FY 2022	FY 2023	FY 2024	FY 2025
	Actual	Actual	Actual	Current Yr	Request
Energy Efficient Services PSD	19,673,219	25,582,434	26,898,084	121,697,248	121,697,248
Energy Efficient Svcs Encumbrance	n/a encumbrance authority must lapse			18,000,000	18,000,000
Total	19,673,219	25,582,434	26,898,084	139,697,248	139,697,248

The FY 2024 and FY 2025 budgets include appropriation authority of \$18,000,000 to be used for encumbrance purposes only, which must lapse.

CORE RECONCILIATION DETAIL

**DEPARTMENT OF NATURAL RESOURCES
ENERGY EFFICIENT SERVICES**

5. CORE RECONCILIATION DETAIL

	Budget Class	FTE	GR	Federal	Other	Total	Explanation
TAFP AFTER VETOES							
	EE	0.00	0	11,726,628	4,167,500	15,894,128	
	PD	0.00	0	99,970,520	23,832,600	123,803,120	
	Total	0.00	0	111,697,148	28,000,100	139,697,248	
DEPARTMENT CORE REQUEST							
	EE	0.00	0	11,726,628	4,167,500	15,894,128	
	PD	0.00	0	99,970,520	23,832,600	123,803,120	
	Total	0.00	0	111,697,148	28,000,100	139,697,248	
GOVERNOR'S RECOMMENDED CORE							
	EE	0.00	0	11,726,628	4,167,500	15,894,128	
	PD	0.00	0	99,970,520	23,832,600	123,803,120	
	Total	0.00	0	111,697,148	28,000,100	139,697,248	

Department of Natural Resources

DECISION ITEM SUMMARY

Budget Unit								
Decision Item	FY 2023	FY 2023	FY 2024	FY 2024	FY 2025	FY 2025	*****	*****
Budget Object Summary	ACTUAL	ACTUAL	BUDGET	BUDGET	DEPT REQ	DEPT REQ	SECURED	SECURED
Fund	DOLLAR	FTE	DOLLAR	FTE	DOLLAR	FTE	COLUMN	COLUMN
ENERGY EFFICIENT SERVICES								
CORE								
EXPENSE & EQUIPMENT								
DEPT NATURAL RESOURCES	0	0.00	11,726,628	0.00	11,726,628	0.00	0	0.00
ENERGY SET-ASIDE PROGRAM	0	0.00	3,067,500	0.00	3,067,500	0.00	0	0.00
ENERGY FUTURES FUND	0	0.00	1,100,000	0.00	1,100,000	0.00	0	0.00
TOTAL - EE	0	0.00	15,894,128	0.00	15,894,128	0.00	0	0.00
PROGRAM-SPECIFIC								
DEPT NATURAL RESOURCES	18,104,856	0.00	89,586,178	0.00	89,586,178	0.00	0	0.00
DNR FEDERAL STIM 2021 FUND	7,964,542	0.00	10,384,342	0.00	10,384,342	0.00	0	0.00
UTILICARE STABILIZATION	0	0.00	100	0.00	100	0.00	0	0.00
ENERGY SET-ASIDE PROGRAM	0	0.00	18,932,500	0.00	18,932,500	0.00	0	0.00
ENERGY FUTURES FUND	828,686	0.00	4,900,000	0.00	4,900,000	0.00	0	0.00
TOTAL - PD	26,898,084	0.00	123,803,120	0.00	123,803,120	0.00	0	0.00
TOTAL	26,898,084	0.00	139,697,248	0.00	139,697,248	0.00	0	0.00
Energy IRA Contractor Training - 1780026								
PROGRAM-SPECIFIC								
DEPT NATURAL RESOURCES	0	0.00	0	0.00	1,389,560	0.00	0	0.00
TOTAL - PD	0	0.00	0	0.00	1,389,560	0.00	0	0.00
TOTAL	0	0.00	0	0.00	1,389,560	0.00	0	0.00
GRAND TOTAL	\$26,898,084	0.00	\$139,697,248	0.00	\$141,086,808	0.00	\$0	0.00

9/22/23 14:52

im_disummary

Department of Natural Resources

DECISION ITEM DETAIL

Budget Unit	FY 2023	FY 2023	FY 2024	FY 2024	FY 2025	FY 2025	*****	*****
Decision Item	ACTUAL	ACTUAL	BUDGET	BUDGET	DEPT REQ	DEPT REQ	SECURED	SECURED
Budget Object Class	DOLLAR	FTE	DOLLAR	FTE	DOLLAR	FTE	COLUMN	COLUMN
ENERGY EFFICIENT SERVICES								
CORE								
SUPPLIES	0	0.00	5,000	0.00	5,000	0.00	0	0.00
PROFESSIONAL SERVICES	0	0.00	15,884,927	0.00	15,884,927	0.00	0	0.00
OTHER EQUIPMENT	0	0.00	4,200	0.00	4,200	0.00	0	0.00
PROPERTY & IMPROVEMENTS	0	0.00	1	0.00	1	0.00	0	0.00
TOTAL - EE	0	0.00	15,894,128	0.00	15,894,128	0.00	0	0.00
PROGRAM DISTRIBUTIONS	26,898,084	0.00	123,803,120	0.00	123,803,120	0.00	0	0.00
TOTAL - PD	26,898,084	0.00	123,803,120	0.00	123,803,120	0.00	0	0.00
GRAND TOTAL	\$26,898,084	0.00	\$139,697,248	0.00	\$139,697,248	0.00	\$0	0.00
GENERAL REVENUE	\$0	0.00	\$0	0.00	\$0	0.00		0.00
FEDERAL FUNDS	\$26,069,398	0.00	\$111,697,148	0.00	\$111,697,148	0.00		0.00
OTHER FUNDS	\$828,686	0.00	\$28,000,100	0.00	\$28,000,100	0.00		0.00

PROGRAM DESCRIPTION

Department of Natural Resources

HB Section(s): 6.340, 6.350

Division of Energy

Program is found in the following core budget(s): Energy

1a. What strategic priority does this program address?

The Division of Energy helps Missouri citizens thrive by managing natural resources to promote a healthy environment and economy by:

- Promoting environmental responsibility and resource stewardship.
- Enhancing services, information, and communication to improve customer experience.
- Modernizing community infrastructure, strengthening workforce, and supporting economic development.
- Improving internal processes to better serve our customers.
- Planning for current and future energy needs by engaging stakeholders in the ongoing State Energy Planning process.

1b. What does this program do?

- The Division of Energy educates Missourians about cost-effective and efficient uses of energy resources, assists in finding funding for energy improvements, and provides opportunities to Missourians to advance the efficient use of energy resources to drive economic growth, provide for a healthy environment, and achieve a better Missouri for future generations.
- The division offers a revolving loan program primarily to public K-12 schools, public universities and colleges, public and not-for-profit hospitals, and local governments to implement energy efficiency projects and renewable energy generation systems that lower utility bills while enhancing workplace or educational environmental quality and comfort, improving productivity, and encouraging job growth.
- The division implements funding across the state from the Infrastructure Investment and Jobs Act/Bipartisan Infrastructure Law and the Inflation Reduction Act. Activities supported through these federal funds include grid resilience improvements, cost-saving energy rebates for households, energy education and workforce development, community energy projects, and financing energy efficiency measures.
- The division implements the federal Low-Income Weatherization Assistance Program, which provides funding and training to eighteen sub recipient agencies to weatherize residences of income-eligible Missourians. Weatherization measures increase energy efficiency and improve client safety and comfort while reducing their utility burden.
- Key Division activities also include:
 - Engaging with energy providers and stakeholders to determine Missouri's future energy needs;
 - Researching and sharing information on grant and other funding opportunities for energy-related projects;
 - Working with state agencies to increase the energy efficiency of state facilities and fleets;
 - Participating in emergency response and recovery activities to prepare for energy emergencies and ease energy supply disruptions;
 - Appearing in energy-related regulatory cases to promote energy supply affordability, reliability, and diversity as well as in-state resource development; and,
 - Certifying renewable energy resources, energy-efficient homes, and energy efficiency auditors.

PROGRAM DESCRIPTION

Department of Natural Resources

HB Section(s): 6.340, 6.350

Division of Energy

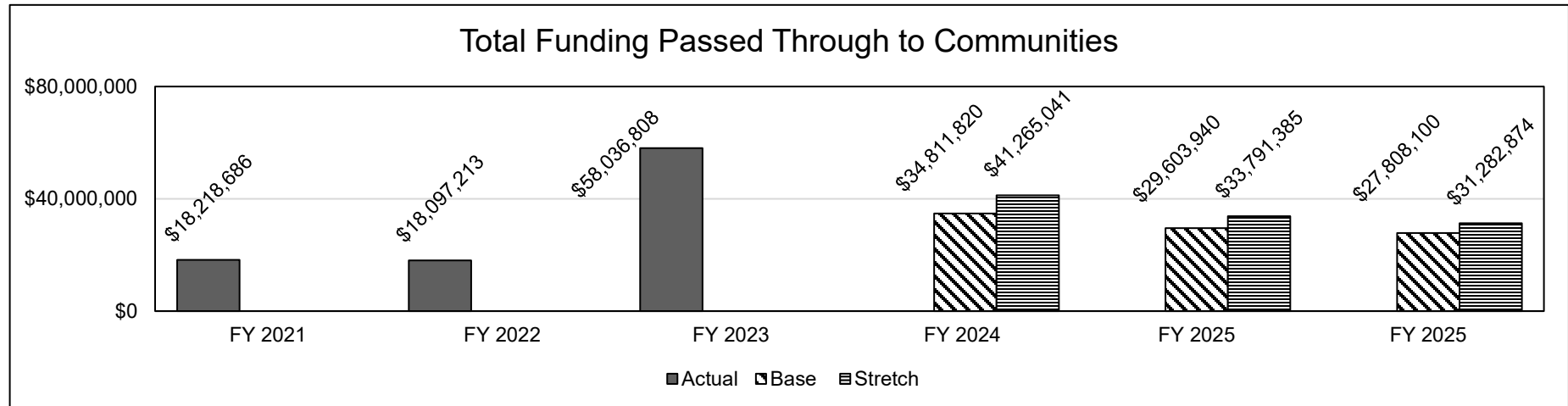
Program is found in the following core budget(s): Energy

2a. Provide an activity measure(s) for the program.

DIVISION OF ENERGY CONTACTS

	FY 2021 Actual	FY 2022 Actual	FY 2023 Actual	FY 2024 Projected	FY 2025 Projected	FY 2026 Projected
Energy Technical and Information	377,278	326,321	382,039	396,853	404,789	412,884
Energy Loan Technical Assistance	200	49	788	803	820	836
Energy Loans Awarded	-	1	-	10	10	10
Individuals Served by Weatherization	2,915	2,619	3,000	3,000	3,000	3,000

- Energy Technical and Information Contacts include communications with clients from commercial and agricultural operations, utility companies and customers, private-sector consultants, energy developers, residential sector, industries, schools, colleges, universities, state and local governments, and hospitals.
- Energy Loan Technical Assistance is outreach directed at prospective loan clients and includes site visits, public presentations, display and informational booths at conferences, presentations at Regional Planning Commissions and Local Councils of Government, and marketing calls.



(continued on following page)

PROGRAM DESCRIPTION				
Department of Natural Resources			HB Section(s): 6.340, 6.350	
Division of Energy				
Program is found in the following core budget(s): Energy				
2a. Provide an activity measure(s) for the program (continued).				
<u>Energy Loans:</u>				
<ul style="list-style-type: none">Primary client base includes public K-12 schools, public colleges and universities, state and local governments, and public or not-for-profit hospitals.The formal loan cycle will be moved to an annual revolving fund, which will give additional time for application submittals.				
<u>Low-Income Weatherization:</u>				
<ul style="list-style-type: none">Clients include income-eligible homeowners, renters, and landlords.Low-Income Weatherization Funds Distributed includes both federal Low-Income Home Energy Assistance Program (LIHEAP) and federal Low-Income Weatherization Assistance Program (LIWAP) funding.The increase in Weatherization funds available in FY2021 is partially based on the \$8.4M in federal funds and \$1.9M from the CARES Act in LIHEAP monies received from the Department of Social Services to increase the number of weatherized homes.				
	FY	FY	FY	
	2024	2025	2026	
Energy Loans Awarded of Funds Available (Base)	93%	93%	93%	Base Goal is estimated on calculated fund availability, historical trends, and increased marketing efforts to potential borrowers.
Energy Loans Awarded of Funds Available (Stretch)	100%	100%	100%	Stretch Goal is estimated as full expenditure of calculated funds available.
Low-Income Weatherization Awarded (Base and Stretch)	100%	100%	100%	

PROGRAM DESCRIPTION

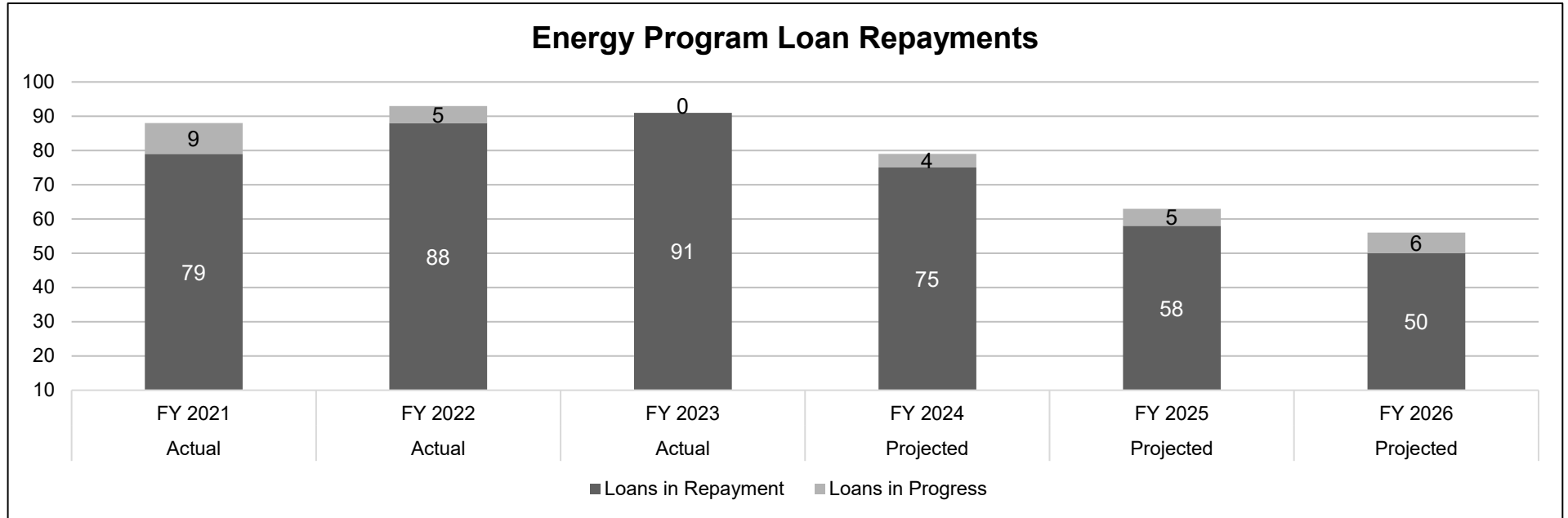
Department of Natural Resources

HB Section(s): 6.340, 6.350

Division of Energy

Program is found in the following core budget(s): Energy

2b. Provide a measure(s) of the program's quality.



Loans in Repayment are typically of ten years duration or less.

Loans in Progress can span over multiple fiscal years before completion and start of repayment.

Loans in Progress can be withdrawn by the borrower at any time prior to payment of loan proceeds.

PROGRAM DESCRIPTION

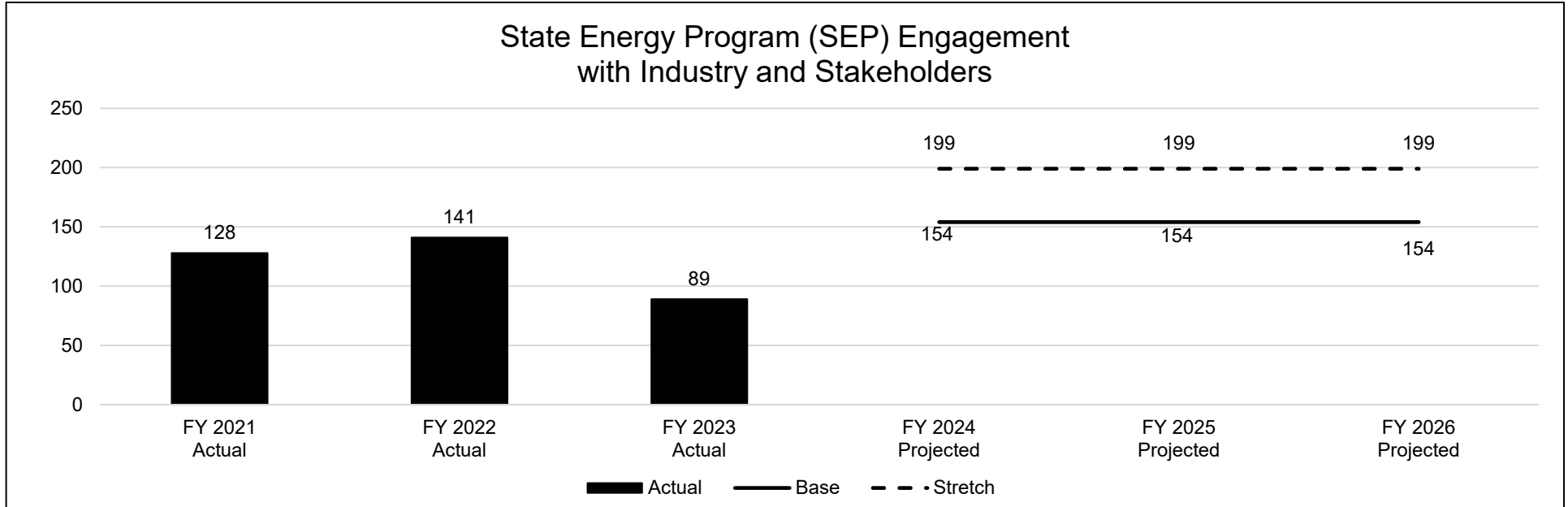
Department of Natural Resources

HB Section(s): 6.340, 6.350

Division of Energy

Program is found in the following core budget(s): Energy

2c. Provide a measure(s) of the program's impact.



This measure reflects engaging with energy providers and stakeholders to identify Missouri's future energy needs, collaboratively achieving grant milestones, supporting and improving stakeholder initiatives, streamlining the division's regulatory processes, and identifying energy-savings opportunities. Stakeholder engagement includes one-on-one interactions as well as collaboration with private-sector and public-sector partners to better meet identified goals.

PROGRAM DESCRIPTION

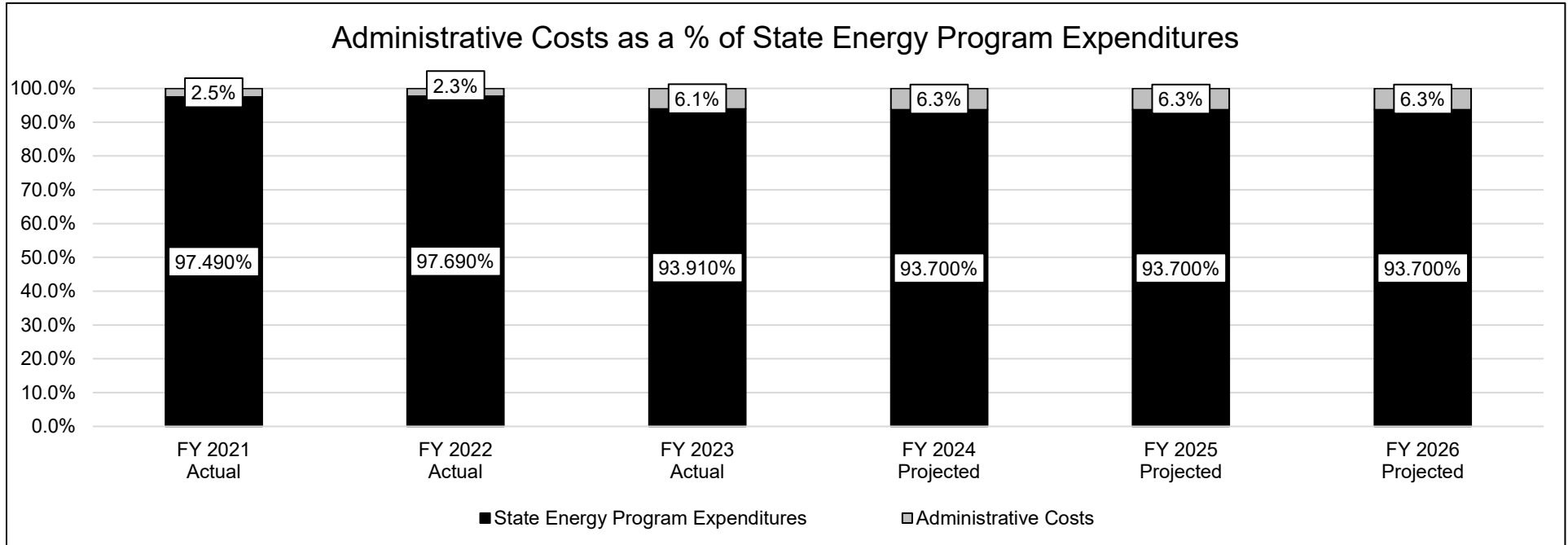
Department of Natural Resources

HB Section(s): 6.340, 6.350

Division of Energy

Program is found in the following core budget(s): Energy

2d. Provide a measure(s) of the program's efficiency.



The Division of Energy's fiscal staff provide administrative services to support programmatic activities of the State Energy Program. Services include, but are not limited to: grant applications, reporting and expenditure tracking; accounts payable and receivable processing; budgeting; and procurement.

The base goal of 6.3% and the stretch goal of 6.0% are based on steady funding levels and increased staff productivity due to software enhancements and skills gained through on-the-job training.

The actual rates in FY 2021 and FY 2022 are outliers caused by loans from prior years paying out during that year.

PROGRAM DESCRIPTION

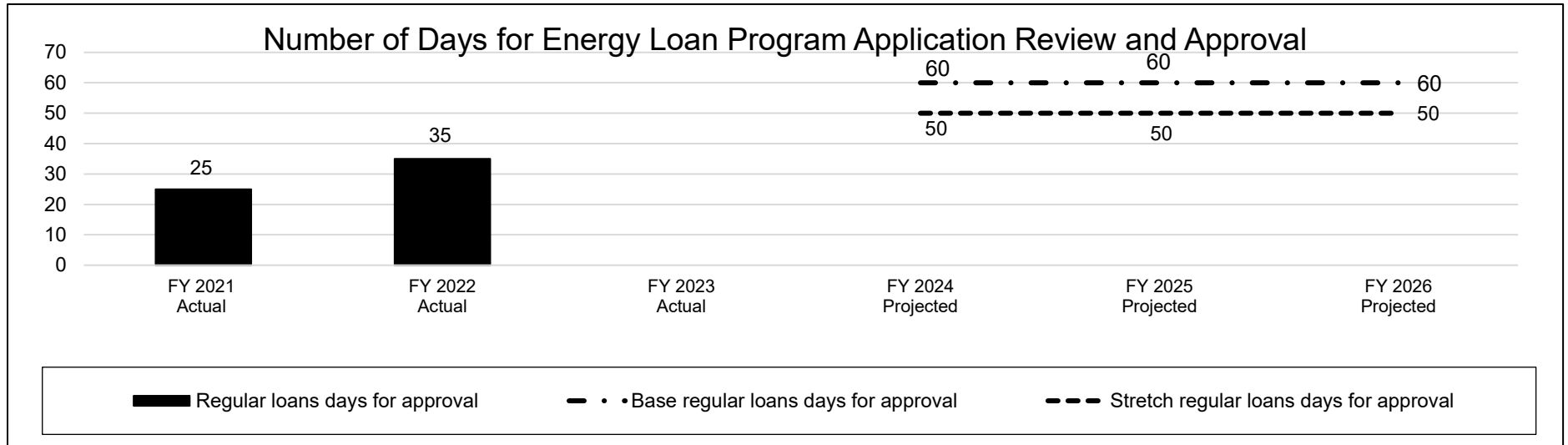
Department of Natural Resources

HB Section(s): 6.340, 6.350

Division of Energy

Program is found in the following core budget(s): Energy

2d. Provide a measure(s) of the program's efficiency (continued).



Per Energy Loan Program rules, the Division of Energy has 90 days after the application submission deadline to review and approve or disapprove loan requests. The deadline is extended if the division requests additional information or clarification from the prospective borrower.

Energy Loan Program review includes receipt of a fully completed application with supporting documentation, evaluation by a Division of Energy Professional Engineer to ensure the estimates appear to be reasonable and the project feasible, and approval from the department's chain of command to offer the loan.

With highly fluctuating interest rates and expectation of federal grant funding for schools being available, loan demand has been low for the last two years. The program has moved to an open cycle to garner additional interest in the program.

There were no emergency loans in FY 2020 through FY 2023. However, the goal is to process these loans within 6-10 days.

There were no loans in FY 2023.

PROGRAM DESCRIPTION

Department of Natural Resources

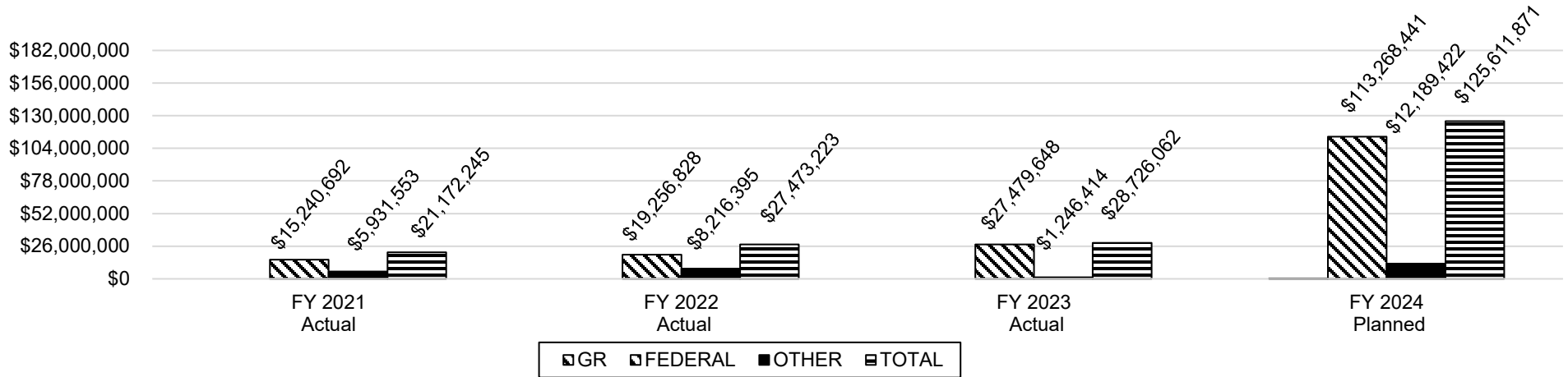
HB Section(s): 6.340, 6.350

Division of Energy

Program is found in the following core budget(s): Energy

3. Provide actual expenditures for the prior three fiscal years and planned expenditures for the current fiscal year. (Note: Amounts do not include fringe

Program Expenditure History



Financial data includes operating and pass-through appropriations. Pass-through appropriations have been provided to allow for encumbrance and payment of our commitments, which often span multiple fiscal years causing high unexpended balances. Not included in the data above is appropriation authority of \$18,000,000 in FY 2024 for encumbrance purposes only, which must lapse. Otherwise, FY 2024 Planned is shown at full appropriation.

The following table shows financial data for the budget units included in this form.

	Actual	Actual	Actual	Current	Request
Energy Operations (78210C)	1,499,026	1,890,789	1,827,978	3,914,623	3,895,567
Energy Efficiency PSDs (78220C)	19,673,219	25,582,434	26,898,084	121,697,248	121,697,248
Energy Efficiency Services Encumbrance	n/a - encumbrance authority must lapse			18,000,000	18,000,000
Total	21,172,245	27,473,223	28,726,062	143,611,871	143,592,815

PROGRAM DESCRIPTION	
Department of Natural Resources	HB Section(s): 6.340, 6.350
Division of Energy	
Program is found in the following core budget(s): Energy	
4. What are the sources of the "Other " funds?	
Utilicare Stabilization Fund (0134); Cost Allocation Fund (0500); Energy Set-Aside Fund (0667); Energy Futures Fund (0935)	
5. What is the authorization for this program, i.e., federal or state statute, etc.? (Include the federal program number, if applicable.)	
Federal regulations for the State Energy Program	10 CFR 420
Federal regulations for the Low-Income Weatherization Assistance Program	10 CFR 440
RSMo 640.665	Energy Set-Aside Program Fund
RSMo 640.160	Energy Futures Fund
RSMo 640.651-640.686	Energy Conservation Loan Program
RSMo 620.035	General Energy statutes
6. Are there federal matching requirements? If yes, please explain.	
State Energy Program (SEP)	0% State/Local (Match waived by DOE in FY 2023 and FY 2024)
State Heating Oil and Propane Program (SHOPP)	50% State/Local
7. Is this a federally mandated program? If yes, please explain.	
The National Energy Policy and Conservation Act sets forth requirements for state energy offices; the Division of Energy is recognized by the federal government as Missouri's official state energy office.	

NEW DECISION ITEM

RANK: 030 OF 031

Department of Natural Resources	Budget Unit <u>78220C</u>
Division of Energy	
IRA Contractor Training Grant	HB Section <u>6.350</u>
DI# <u>1780026</u>	

1. AMOUNT OF REQUEST

FY 2025 Budget Request					FY 2025 Governor's Recommendation				
	GR	Federal	Other	Total		GR	Federal	Other	Total
PS	0	0	0	0	PS	0	0	0	0
EE	0	0	0	0	EE	0	0	0	0
PSD	0	1,389,560	0	1,389,560	PSD	0	0	0	0
TRF	0	0	0	0	TRF	0	0	0	0
Total	0	1,389,560	0	1,389,560	Total	0	0	0	0
FTE	0.00	0.00	0.00	0.00	FTE	0.00	0.00	0.00	0.00

Est. Fringe	<u>0</u>	<u>0</u>	<u>0</u>	<u>0</u>
<i>Note: Fringes budgeted in House Bill 5 except for certain fringes budgeted directly to MoDOT, Highway Patrol, and Conservation.</i>				

Est. Fringe	<u>0</u>	<u>0</u>	<u>0</u>	<u>0</u>
<i>Note: Fringes budgeted in House Bill 5 except for certain fringes budgeted directly to MoDOT, Highway Patrol, and Conservation.</i>				

Other Funds: Not applicable

Non-Counts: Not applicable

2. THIS REQUEST CAN BE CATEGORIZED AS:

<input checked="" type="checkbox"/> New Legislation	<input type="checkbox"/> New Program	<input type="checkbox"/> Fund Switch
<input type="checkbox"/> Federal Mandate	<input type="checkbox"/> Program Expansion	<input type="checkbox"/> Cost to Continue
<input type="checkbox"/> GR Pick-Up	<input type="checkbox"/> Space Request	<input type="checkbox"/> Equipment Replacement
<input type="checkbox"/> Pay Plan	<input type="checkbox"/> Other: _____	

NEW DECISION ITEM

RANK: 030 OF 031

Department of Natural Resources	Budget Unit 78220C
Division of Energy	
IRA Contractor Training Grant DI# 1780026	HB Section 6.350

3. WHY IS THIS FUNDING NEEDED? PROVIDE AN EXPLANATION FOR ITEMS CHECKED IN #2. INCLUDE THE FEDERAL OR STATE STATUTORY OR CONSTITUTIONAL AUTHORIZATION FOR THIS PROGRAM.

The Missouri Department of Natural Resources, Division of Energy, (MoDNR-DE) expects to receive \$2,779,120 in formula funding through the Inflation Reduction Act (IRA) of 2022 State-Based Home Energy Efficiency Contractor Training Grant (CTG) Program, administered by the U.S. Department of Energy's (DOE) Office of State and Community Energy Programs. Eligibility for these awards is restricted to State Energy Offices such as MoDNR-DE.

With DOE's funding of programs under the IRA and Bipartisan Infrastructure Law, an increase in the number of trained, certified, skilled workers will be needed to fill vacancies and meet demand in Missouri's energy efficiency workforce.

MoDNR-DE will establish its CTG program as pass-through funding to existing eligible training providers in the State of Missouri. Funds will be used specifically to provide training and support services to workers and businesses to deliver the influx of new federally-funded energy efficiency and electrification programs -- including the IRA-funded Home Energy Rebate programs. Per DOE guidance, the CTG program would be designed to garner participation from disadvantaged communities.

Specific activities funded will include testing and certification of employees, upskilling and reskilling of employees, and strengthening career-awareness programs to increase interest in relevant energy workforce careers.

No state match is required to receive this funding.

The expected period of performance for the grant is 48 months.

4. DESCRIBE THE DETAILED ASSUMPTIONS USED TO DERIVE THE SPECIFIC REQUESTED AMOUNT. (How did you determine that the requested number of FTE were appropriate? From what source or standard did you derive the requested levels of funding? Were alternatives such as outsourcing or automation considered? If based on new legislation, does request tie to TAFP fiscal note? If not, explain why. Detail which portions of the request are one-times and how those amounts were calculated.)

The specific amount of the grant is determined by state formula award allocations as established by DOE in their Administrative and Legal Requirements document. DOE allocated \$2,779,120 by formula to Missouri, which will be disbursed to Missouri in two equal portions contingent on completion of required activities. Of the allocated funds, up to 10% may be retained for administrative expenses, with the balance being used for pass-through purposes.

The expected workload for the corresponding job duties is based upon the division's historical experience, which equates to approximately .75 FTE who would provide grant oversight and administration of contracts to deliver these programs in Missouri, which will be performed using existing staff. There would be no new FTE or operating costs as a result of this NDI. This NDI requests one half of the grant (\$1,389,560) and the remaining portion is expected to be available in a subsequent fiscal year.

NEW DECISION ITEM
RANK: 030 OF 031

Department of Natural Resources				Budget Unit <u>78220C</u>					
Division of Energy									
IRA Contractor Training Grant DI# 1780026				HB Section <u>6.350</u>					
5. BREAK DOWN THE REQUEST BY BUDGET OBJECT CLASS, JOB CLASS, AND FUND SOURCE. IDENTIFY ONE-TIME COSTS.									
Budget Object Class/Job Class	Dept Req GR DOLLARS	Dept Req GR FTE	Dept Req FED FTE	Dept Req OTHER DOLLARS	Dept Req OTHER FTE	Dept Req TOTAL DOLLARS	Dept Req TOTAL FTE	Dept Req One-Time DOLLARS	
800/Program Distributions			1,389,560			1,389,560			
Total PSD	0		1,389,560	0		1,389,560		0	
Transfers									
Total TRF	0		0	0		0		0	
Grand Total	0	0.00	1,389,560	0.00	0	0.00	1,389,560	0.00	
Budget Object Class/Job Class	Gov Rec GR DOLLARS	Gov Rec GR FTE	Gov Rec FED DOLLARS	Gov Rec FED FTE	Gov Rec OTHER DOLLARS	Gov Rec OTHER FTE	Gov Rec TOTAL DOLLARS	Gov Rec TOTAL FTE	Gov Rec One-Time DOLLARS
800/Program Distributions			0				0		
Total PSD	0		0		0		0		0
Transfers									
Total TRF	0		0		0		0		0
Grand Total	0	0.00	0	0.00	0	0.00	0	0.00	0

NEW DECISION ITEM

RANK: 030 OF 031

Department of Natural Resources	Budget Unit	78220C
Division of Energy		
IRA Contractor Training Grant	DI# 1780026	HB Section 6.350

6. PERFORMANCE MEASURES (If new decision item has an associated core, separately identify projected performance with & without additional funding.)

Please note these metrics are provisional, subject to U.S. DOE award negotiation and discussions with program partners.

6a. Provide an activity measure(s) for the program.

Number of individuals enrolled in program. (*Base goal = 40, Stretch goal = 50*)

Number of training sessions / courses provided by contracted training providers. (*Base goal = 20, Stretch goal = 25*)

Number of community engagement events held. (*Base goal = 5, Stretch goal = 10*)

6b. Provide a measure(s) of the program's quality.

Number of credentials earned by program participants. (*Base goal = 10, Stretch goal = 15*)

Percentage of program participants employed in energy efficiency careers one year after completion of training. (*Base goal = 50%, Stretch goal = 65%*)

6c. Provide a measure(s) of the program's impact.

Wage / salary levels one year after completion of training. (*Base goal = 100% of prevailing wage, Stretch goal = 110%*)

Promotions two years after completion of training. (*Base goal = 10% of graduates receiving promotions, Stretch goal = 20% of graduates receiving promotions*)

6d. Provide a measure(s) of the program's efficiency.

Efficient use of funds for administrative expenses. (*Base goal = 10%, Stretch goal = 8%*)

7. STRATEGIES TO ACHIEVE THE PERFORMANCE MEASUREMENT TARGETS:

The Division of Energy will work with training providers to identify metrics and collect data related to recruitment / community engagement, enrollment, completion, and employment status.

Department of Natural Resources

DECISION ITEM DETAIL

Budget Unit	FY 2023	FY 2023	FY 2024	FY 2024	FY 2025	FY 2025	*****	*****
Decision Item	ACTUAL	ACTUAL	BUDGET	BUDGET	DEPT REQ	DEPT REQ	SECURED	SECURED
Budget Object Class	DOLLAR	FTE	DOLLAR	FTE	DOLLAR	FTE	COLUMN	COLUMN
ENERGY EFFICIENT SERVICES								
Energy IRA Contractor Training - 1780026								
PROGRAM DISTRIBUTIONS	0	0.00	0	0.00	1,389,560	0.00	0	0.00
TOTAL - PD	0	0.00	0	0.00	1,389,560	0.00	0	0.00
GRAND TOTAL	\$0	0.00	\$0	0.00	\$1,389,560	0.00	\$0	0.00
GENERAL REVENUE								
	\$0	0.00	\$0	0.00	\$0	0.00		0.00
FEDERAL FUNDS								
	\$0	0.00	\$0	0.00	\$1,389,560	0.00		0.00
OTHER FUNDS								
	\$0	0.00	\$0	0.00	\$0	0.00		0.00

CORE DECISION ITEM

Department of Natural Resources	Budget Unit <u>78221C</u>
Division of Energy	
Municipal Utility Relief Transfer to GR	HB Section <u>6.345</u>

1. CORE FINANCIAL SUMMARY

FY 2025 Budget Request					FY 2025 Governor's Recommendation				
	GR	Federal	Other	Total		GR	Fed	Other	Total
PS	0	0	0	0	PS	0	0	0	0
EE	0	0	0	0	EE	0	0	0	0
PSD	0	0	0	0	PSD	0	0	0	0
TRF	0	0	12,300,000	12,300,000	TRF	0	0	0	0
Total	0	0	12,300,000	12,300,000	Total	0	0	0	0
FTE	0.00	0.00	0.00	0.00	FTE	0.00	0.00	0.00	0.00
Est. Fringe	0	0	0	0	Est. Fringe	0	0	0	0
<i>Note: Fringes budgeted in House Bill 5 except for certain fringes budgeted directly to MoDOT, Highway Patrol, and Conservation.</i>					<i>Note: Fringes budgeted in House Bill 5 except for certain fringes budgeted directly to MoDOT, Highway Patrol, and Conservation.</i>				

Other Funds: Utility Revolving Fund (0874)

2. CORE DESCRIPTION

The General Assembly created the Municipal Utility Emergency Loan Program (MUELP) in House Bill 15 (2021) to provide \$50 million in zero-interest loans to natural gas and electricity municipal utilities and municipal utilities' commissions for increased costs incurred due to the February 2021 extreme winter weather event. The Division of Energy began accepting applications on June 2, 2021, and as of June 30, 2022, had loaned (expended) approximately \$43 million.

Loans are to be repaid within 5 years; repayments are deposited into the Utility Revolving Fund. This appropriation allows transfer of the repayments from the Utility Revolving Fund into the General Revenue Fund.

3. PROGRAM LISTING (list programs included in this core funding)

Not applicable

CORE DECISION ITEM

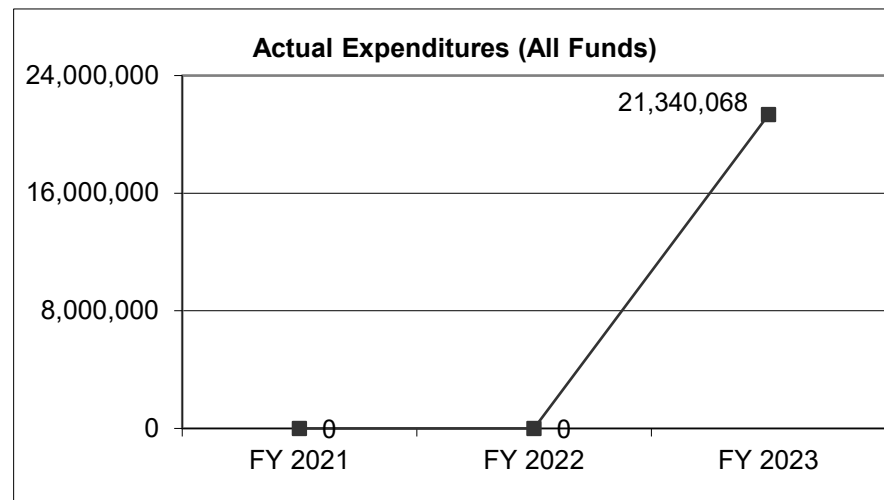
Department of Natural Resources
Division of Energy
Municipal Utility Relief Transfer to GR

Budget Unit 78221C
HB Section 6.345

4. FINANCIAL HISTORY

	FY 2021 Actual	FY 2022 Actual	FY 2023 Actual	FY 2024 Current Yr.
Appropriation (All Funds)	0	0	21,340,068	12,300,000
Less Reverted (All Funds)	0	0	0	0
Less Restricted (All Funds)	0	0	0	0
Budget Authority (All Funds)	0	0	21,340,068	12,300,000
Actual Expenditures (All Funds)	0	0	21,340,068	N/A
Unexpended (All Funds)	0	0	0	N/A
Unexpended, by Fund:				
General Revenue	0	0	0	N/A
Federal	0	0	0	N/A
Other	0	0	0	N/A

(1)



Reverted includes the statutory three-percent reserve amount (when applicable).

Restricted includes any Governor's Expenditure Restrictions which remained at the end of the fiscal year (when applicable).

NOTES:

(1) The Municipal Utility Relief Program pass-through authority was first appropriated in FY 2021 and subsequently reduced in the FY 2023 budget (see table below). The corresponding repayment to GR appropriation was first appropriated in FY 2023.

	FY 2021 Actual	FY 2022 Actual	FY 2023 Actual	FY 2024 Current Yr.	FY 2025 Request
Municipal Utility Relief <u>Payment</u> (78222C)	39,459,932	3,722,900	0	0	0
Municipal Utility Relief <u>Transfer</u> to GR (78221C)	0	0	21,340,068	12,300,000	12,300,000
Total	39,459,932	3,722,900	21,340,068	12,300,000	12,300,000

CORE RECONCILIATION DETAIL

**DEPARTMENT OF NATURAL RESOURCES
MUNICIPAL UTILITY RLF TRANSFER**

5. CORE RECONCILIATION DETAIL

	Budget Class	FTE	GR	Federal	Other	Total	Explanation
TAFP AFTER VETOES							
	TRF	0.00	0	0	12,300,000	12,300,000	
	Total	0.00	0	0	12,300,000	12,300,000	
DEPARTMENT CORE REQUEST							
	TRF	0.00	0	0	12,300,000	12,300,000	
	Total	0.00	0	0	12,300,000	12,300,000	
GOVERNOR'S RECOMMENDED CORE							
	TRF	0.00	0	0	12,300,000	12,300,000	
	Total	0.00	0	0	12,300,000	12,300,000	

Department of Natural Resources

DECISION ITEM SUMMARY

Budget Unit								
Decision Item	FY 2023	FY 2023	FY 2024	FY 2024	FY 2025	FY 2025	*****	*****
Budget Object Summary	ACTUAL	ACTUAL	BUDGET	BUDGET	DEPT REQ	DEPT REQ	SECURED	SECURED
Fund	DOLLAR	FTE	DOLLAR	FTE	DOLLAR	FTE	COLUMN	COLUMN
MUNICIPAL UTILITY RLF TRANSFER								
CORE								
FUND TRANSFERS								
UTILITY REVOLVING FUND	21,340,068	0.00	12,300,000	0.00	12,300,000	0.00	0	0.00
TOTAL - TRF	21,340,068	0.00	12,300,000	0.00	12,300,000	0.00	0	0.00
TOTAL	21,340,068	0.00	12,300,000	0.00	12,300,000	0.00	0	0.00
GRAND TOTAL	\$21,340,068	0.00	\$12,300,000	0.00	\$12,300,000	0.00	\$0	0.00

9/22/23 14:52

im_disummary

Department of Natural Resources

DECISION ITEM DETAIL

Budget Unit	FY 2023	FY 2023	FY 2024	FY 2024	FY 2025	FY 2025	*****	*****
Decision Item	ACTUAL	ACTUAL	BUDGET	BUDGET	DEPT REQ	DEPT REQ	SECURED	SECURED
Budget Object Class	DOLLAR	FTE	DOLLAR	FTE	DOLLAR	FTE	COLUMN	COLUMN
MUNICIPAL UTILITY RLF TRANSFER								
CORE								
TRANSFERS OUT	21,340,068	0.00	12,300,000	0.00	12,300,000	0.00	0	0.00
TOTAL - TRF	21,340,068	0.00	12,300,000	0.00	12,300,000	0.00	0	0.00
GRAND TOTAL	\$21,340,068	0.00	\$12,300,000	0.00	\$12,300,000	0.00	\$0	0.00
GENERAL REVENUE	\$0	0.00	\$0	0.00	\$0	0.00		0.00
FEDERAL FUNDS	\$0	0.00	\$0	0.00	\$0	0.00		0.00
OTHER FUNDS	\$21,340,068	0.00	\$12,300,000	0.00	\$12,300,000	0.00		0.00

CORE DECISION ITEM

Department of Natural Resources	Budget Unit	78225C
Division of Energy		
Appropriated Tax Credits Core	HB Section	6.355

1. CORE FINANCIAL SUMMARY

	FY 2025 Budget Request			
	GR	Federal	Other	Total
PS	0	0	0	0
EE	0	0	0	0
PSD	3,000,000	0	0	3,000,000
TRF	0	0	0	0
Total	3,000,000	0	0	3,000,000
FTE	0.00	0.00	0.00	0.00

Est. Fringe	0	0	0	0
--------------------	---	---	---	---

Note: Fringes budgeted in House Bill 5 except for certain fringes budgeted directly to MoDOT, Highway Patrol, and Conservation.

Other Funds: Not Applicable

	FY 2025 Governor's Recommendation			
	GR	Federal	Other	Total
PS	0	0	0	0
EE	0	0	0	0
PSD	0	0	0	0
TRF	0	0	0	0
Total	0	0	0	0
FTE	0.00	0.00	0.00	0.00

Est. Fringe	0	0	0	0
--------------------	---	---	---	---

Note: Fringes budgeted in House Bill 5 except for certain fringes budgeted directly to MoDOT, Highway Patrol, and Conservation.

2. CORE DESCRIPTION

This core spending allows for the redemption of approved Wood Energy tax credits.

3. PROGRAM LISTING (list programs included in this core funding)

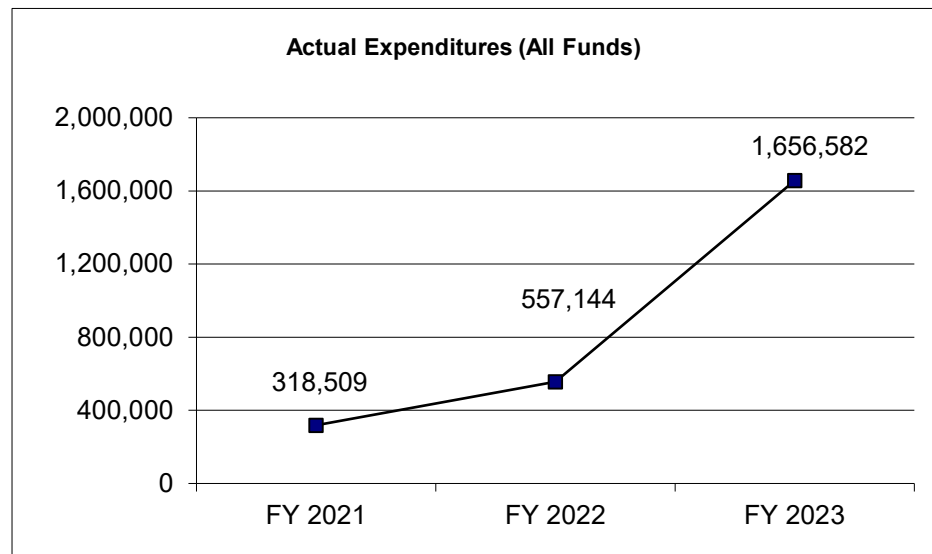
Wood Energy Tax Credit

CORE DECISION ITEM

Department of Natural Resources	Budget Unit	78225C
Division of Energy		
Appropriated Tax Credits Core	HB Section	6.355

4. FINANCIAL HISTORY

	FY 2021 Actual	FY 2022 Actual	FY 2023 Actual	FY 2024 Current Yr.
Appropriation (All Funds)	740,000	1,500,000	6,000,000	3,000,000
Less Reverted (All Funds)	(22,000)	(45,000)	(90,000)	(90,000)
Less Restricted (All Funds)	0	0	0	0
Budget Authority (All Funds)	718,000	1,455,000	5,910,000	2,910,000
Actual Expenditures (All Funds)	318,509	557,144	1,656,582	N/A
Unexpended (All Funds)	399,491	897,856	4,253,418	N/A
Unexpended, by Fund:				
General Revenue	399,491	897,856	4,253,418	N/A
Federal	0	0	0	N/A
Other	0	0	0	N/A
	(1) (2)	(1) (2)	(1) (2) (3)	(1)



Reverted includes the statutory three-percent reserve amount (when applicable).

Restricted includes any Governor's Expenditure Restrictions which remained at the end of the fiscal year (when applicable).

NOTES:

(1) Appropriation for Wood Energy decreased to \$740,000 in FY 2021, increased to \$1,500,000 in FY2022, and increased to \$3,000,000 core in FY 2023 and FY 2024. Statutory authority for the authorization of credits lapsed on June 30, 2020, and was reinstated and extended to June 30, 2028.

(2) Expenditures from this appropriation include tax credits issued and redeemed during the fiscal year.

(3) The Wood Energy Tax Credit sunset in FY 2023, and was extended by HB 3 in the First Extraordinary Session of 2022. FY 2023 appropriation language did not allow for tax credits to be issued in FY 2023. A FY 2023 Supplemental Bill passed, with language allowing expenditure for the tax credits, tied to an additional \$3,000,000, for a total of \$6,000,000 appropriated. To prevent exceeding \$3,000,000 allowed for the credit, the department placed \$3,000,000 of the appropriation in agency reserve.

CORE RECONCILIATION DETAIL

**DEPARTMENT OF NATURAL RESOURCES
APPROPRIATED TAX CREDITS**

5. CORE RECONCILIATION DETAIL

	Budget Class	FTE	GR	Federal	Other	Total	Explanation
TAFP AFTER VETOES							
	PD	0.00	3,000,000	0	0	3,000,000	
	Total	0.00	3,000,000	0	0	3,000,000	
DEPARTMENT CORE REQUEST							
	PD	0.00	3,000,000	0	0	3,000,000	
	Total	0.00	3,000,000	0	0	3,000,000	
GOVERNOR'S RECOMMENDED CORE							
	PD	0.00	3,000,000	0	0	3,000,000	
	Total	0.00	3,000,000	0	0	3,000,000	

Department of Natural Resources

DECISION ITEM SUMMARY

Budget Unit								
Decision Item	FY 2023	FY 2023	FY 2024	FY 2024	FY 2025	FY 2025	*****	*****
Budget Object Summary	ACTUAL	ACTUAL	BUDGET	BUDGET	DEPT REQ	DEPT REQ	SECURED	SECURED
Fund	DOLLAR	FTE	DOLLAR	FTE	DOLLAR	FTE	COLUMN	COLUMN
APPROPRIATED TAX CREDITS								
CORE								
PROGRAM-SPECIFIC								
GENERAL REVENUE	1,656,582	0.00	3,000,000	0.00	3,000,000	0.00	0	0.00
TOTAL - PD	1,656,582	0.00	3,000,000	0.00	3,000,000	0.00	0	0.00
TOTAL	1,656,582	0.00	3,000,000	0.00	3,000,000	0.00	0	0.00
GRAND TOTAL	\$1,656,582	0.00	\$3,000,000	0.00	\$3,000,000	0.00	\$0	0.00

9/22/23 14:52

im_disummary

Department of Natural Resources

DECISION ITEM DETAIL

Budget Unit	FY 2023	FY 2023	FY 2024	FY 2024	FY 2025	FY 2025	*****	*****
Decision Item	ACTUAL	ACTUAL	BUDGET	BUDGET	DEPT REQ	DEPT REQ	SECURED	SECURED
Budget Object Class	DOLLAR	FTE	DOLLAR	FTE	DOLLAR	FTE	COLUMN	COLUMN
APPROPRIATED TAX CREDITS								
CORE								
PROGRAM DISTRIBUTIONS	1,656,582	0.00	3,000,000	0.00	3,000,000	0.00	0	0.00
TOTAL - PD	1,656,582	0.00	3,000,000	0.00	3,000,000	0.00	0	0.00
GRAND TOTAL	\$1,656,582	0.00	\$3,000,000	0.00	\$3,000,000	0.00	\$0	0.00
GENERAL REVENUE	\$1,656,582	0.00	\$3,000,000	0.00	\$3,000,000	0.00		0.00
FEDERAL FUNDS	\$0	0.00	\$0	0.00	\$0	0.00		0.00
OTHER FUNDS	\$0	0.00	\$0	0.00	\$0	0.00		0.00

PROGRAM DESCRIPTION

Department of Natural Resources									
Division of Energy					HB Section(s) 6.355				
Program is found in the following core budget(s): Appropriated Tax Credits									
1a. What strategic priority does this program address? <p>The Division of Energy helps Missouri citizens thrive by managing natural resources to promote a healthy environment and economy by:</p> <ul style="list-style-type: none"> Promoting environmental responsibility and resource stewardship. Enhancing services, information, and communication to improve customer experience. Modernizing community infrastructure, strengthening workforce, and supporting economic development. Improving internal processes to better serve our customers. Planning for current and future energy needs by engaging stakeholders in the ongoing State Energy Planning process. 									
1b. What does this program do? <ul style="list-style-type: none"> The purpose of this appropriation is to allow for redemptions of the Appropriated Tax Credits and to reimburse the Department of Revenue's (DOR) General Revenue Tax Refund Appropriation. The Division of Energy is responsible for processing applications and the DOR is responsible for processing and tracking redemptions. The Wood Energy Tax Credit allows individuals or businesses processing Missouri forestry industry residues into fuels a state income tax credit of \$5.00 per ton of processed material (e.g., wood pellets). To be considered an eligible fuel, forestry industry residues must have undergone some thermal, chemical or mechanical processing sufficient to alter residues into a fuel product. 									
2a. Provide an activity measure(s) for the program.									
Wood Energy	FY 2021		FY 2022		FY 2023		FY 2024	FY 2025	FY 2026
	Projected	Actual	Projected	Actual	Projected	Actual	Projected	Projected	Projected
Applicants	8	8	0	0	0	5	6	6	6
Amount Issued	\$717,800	\$717,800	\$0	\$0	\$3,000,000	\$3,000,000	\$2,289,295	\$3,000,000	\$3,000,000
Amount Redeemed*	\$717,800	\$318,509	\$555,362	\$557,144	\$3,516,356	\$1,656,582	\$3,000,000	\$3,000,000	\$3,000,000
<p>The tax credit sunset June 30, 2020. The passage of HB 3 (2022) during the First Extraordinary Session of the 101st General Assembly extended the sunset to June 30, 2028. Projections have been updated to reflect anticipated authorizations.</p>									

PROGRAM DESCRIPTION

Department of Natural Resources	
Division of Energy	HB Section(s) 6.355
Program is found in the following core budget(s): Appropriated Tax Credits	

2b. Provide a measure(s) of the program's quality.

N/A. This program has a small number of applicants. Feedback has been gathered through an informal process as applications are received and processed as a means to better deliver the program.

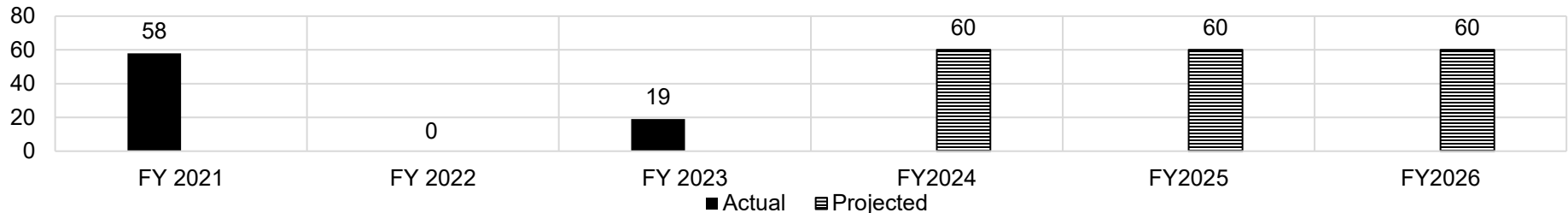
2c. Provide a measure(s) of the program's impact.

Wood Energy	FY 2021		FY 2022		FY 2023		FY 2024	FY 2025	FY 2026
	Projected	Actual	Projected	Actual	Projected	Actual	Projected	Projected	Projected
Residue Used (tons)	640,387	640,387	-	-	740,000	606,269	451,092	740,000	740,000

Residue Used is the number of tons of waste used by companies who have applied for the tax credit (based on amount issued) to produce and sell a qualifying product. The passage of HB 3 (2022) during the First Extraordinary Session of the 101st General Assembly extended the sunset to June 30, 2028. Projections have been updated to reflect anticipated authorizations.

2d. Provide a measure(s) of the program's efficiency.

Wood Energy Application Processing Time (days)



Processing time is average time to review and approve applications. It starts when the required documentation has been received to process the application and ends when the application has been approved to receive a tax credit.

Projections have been updated to reflect anticipated authorizations.

PROGRAM DESCRIPTION

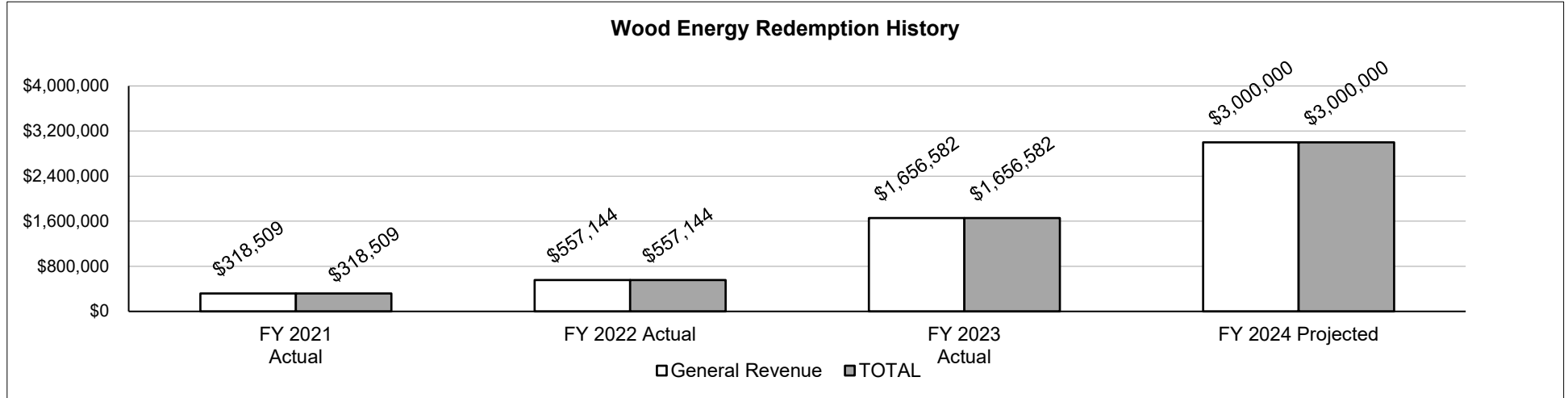
Department of Natural Resources

Division of Energy

HB Section(s) 6.355

Program is found in the following core budget(s): Appropriated Tax Credits

3. Provide actual expenditures for the prior three fiscal years and planned expenditures for the current fiscal year. (Note: Amounts do not include fringe benefit costs.)



The Wood Energy Tax Credit was first appropriated in the FY 2016 budget. Amounts above reflect redemptions issued prior to and including those since the tax credit was appropriated. FY 2024 Planned is shown at full appropriation.

4. What are the sources of the "Other " funds?

N/A

5. What is the authorization for this program, i.e., federal or state statute, etc.? (Include the federal program number, if applicable.)

Section 135.305 RSMo Wood Energy Tax Credit

6. Are there federal matching requirements? If yes, please explain.

No

7. Is this a federally mandated program? If yes, please explain.

No

CORE DECISION ITEM

Department of Natural Resources
Missouri State Parks
Missouri State Parks Operations Core

Budget Unit 78415C

HB Section 6.360

1. CORE FINANCIAL SUMMARY

	FY 2025 Budget Request			
	GR	Federal	Other	Total
PS	141,137	139,158	29,861,106	30,141,401
EE	0	190,340	15,100,486	15,290,826
PSD	0	0	0	0
Total	141,137	329,498	44,961,592	45,432,227
FTE	0.00	4.87	658.73	663.60

Est. Fringe	86,136	84,928	18,224,233	18,395,297
<i>Note: Fringes budgeted in House Bill 5 except for certain fringes budgeted directly to MoDOT, Highway Patrol, and Conservation.</i>				

	FY 2025 Governor's Recommendation			
	GR	Fed	Other	Total
PS	0	0	0	0
EE	0	0	0	0
PSD	0	0	0	0
Total	0	0	0	0
FTE	0.00	0.00	0.00	0.00

Est. Fringe	0	0	0	0
<i>Note: Fringes budgeted in House Bill 5 except for certain fringes budgeted directly to MoDOT, Highway Patrol, and Conservation.</i>				

Federal Funds: DNR Federal Fund (0140); DNR Federal Stimulus 2021 Fund (2449)

Other Funds: State Park Earnings Fund (0415); Cost Allocation Fund (0500); Parks Sales Tax Fund (0613); Meramec-Onondaga State Parks Fund (0698); Rock Island Trail State Park Endowment Fund (0908); and Babler State Park Fund (0911)

Core Reduction: The FY 2025 Budget Request includes a core reduction of \$1,368,059 one-time authority from the FY 2024 budget, and a 1.83 FTE reduction (Federal and Other funds) with a corresponding increase of 1.83 FTE new decision item (GR).

2. CORE DESCRIPTION

Missouri State Parks operates and/or maintains 93 state parks and historic sites plus the trails of Roger Pryor Pioneer Backcountry. The total acreage of the state parks and historic sites (approximately 162,000 acres) is less than one half of 1% of the total acres in Missouri. The mission of the division is to preserve and interpret the state's most outstanding natural features and cultural landmarks and to provide appropriate recreational opportunities in these areas. The program's pass-through authority is located in a separate core decision item form.

CORE DECISION ITEM

Department of Natural Resources
Missouri State Parks
Missouri State Parks Operations Core

Budget Unit 78415C

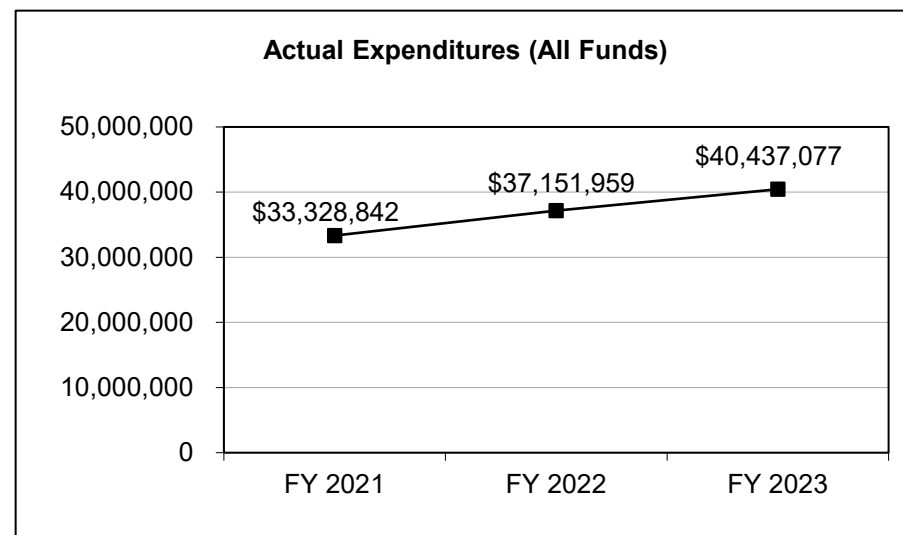
HB Section 6.360

3. PROGRAM LISTING (list programs included in this core funding)

Missouri State Parks

4. FINANCIAL HISTORY

	FY 2021 Actual	FY 2022 Actual	FY 2023 Actual	FY 2024 Current Yr.
Appropriation (All Funds)	38,847,347	39,107,631	42,424,457	46,815,286
Less Reverted (All Funds)	0	0	0	(4,234)
Less Restricted (All Funds)	0	0	0	0
Budget Authority (All Funds)	38,847,347	39,107,631	42,424,457	46,811,052
Actual Expenditures (All Funds)	33,328,842	37,151,959	40,437,077	N/A
Unexpended (All Funds)	5,518,505	1,955,672	1,987,380	N/A
Unexpended, by Fund:				
General Revenue	0	0	0	N/A
Federal	78,937	62,926	235,574	N/A
Other	5,439,568	1,892,746	1,751,806	N/A



Reverted includes the statutory three-percent reserve amount (when applicable).

Restricted includes any Governor's Expenditure Restrictions which remained at the end of the fiscal year (when applicable).

NOTES:
FY 2021 - FY 2023: The department continues to review operating expenditures to be efficient and effective with state resources.

CORE RECONCILIATION DETAIL

**DEPARTMENT OF NATURAL RESOURCES
STATE PARKS OPERATION**

5. CORE RECONCILIATION DETAIL

			Budget Class	FTE	GR	Federal	Other	Total	Explanation
TAFP AFTER VETOES									
			PS	667.21	141,137	139,158	29,937,992	30,218,287	
			EE	0.00	0	640,340	18,861,895	19,502,235	
			PD	0.00	150,000	35,200,000	141,000	35,491,000	
			Total	667.21	291,137	35,979,498	48,940,887	85,211,522	
DEPARTMENT CORE ADJUSTMENTS									
1x Expenditures	1740 0664	EE		0.00	0	0	(445,994)	(445,994)	Core reduction of FY 2024 one-time authority.
1x Expenditures	1740 9494	EE		0.00	0	0	(114,022)	(114,022)	Core reduction of FY 2024 one-time authority.
1x Expenditures	1740 1941	EE		0.00	0	0	(808,043)	(808,043)	Core reduction of FY 2024 one-time authority.
Core Reduction	1730 1952	PS		(1.63)	0	0	(0)	0	The FY 2025 Budget Request includes a 1.83 FTE reduction (Federal and Other funds) with a corresponding increase of 1.83 FTE new decision item (GR).
Core Reduction	1730 1946	PS		(0.20)	0	0	0	0	The FY 2025 Budget Request includes a 1.83 FTE reduction (Federal and Other funds) with a corresponding increase of 1.83 FTE new decision item (GR).
Core Reallocation	1714 1952	PS		(0.00)	0	0	0	(0)	Core reallocations will more closely align the budget with planned spending.

CORE RECONCILIATION DETAIL

**DEPARTMENT OF NATURAL RESOURCES
STATE PARKS OPERATION**

5. CORE RECONCILIATION DETAIL

			Budget Class	FTE	GR	Federal	Other	Total	Explanation
DEPARTMENT CORE ADJUSTMENTS									
Core Reallocation	1714	2082	PS	0.00	0	0	0	(0)	Core reallocations will more closely align the budget with planned spending.
Core Reallocation	1731	8764	PS	(1.78)	0	0	(76,886)	(76,886)	Core reallocation from Missouri State Parks Operating budget unit to a separate Missouri State Parks PSD budget unit.
Core Reallocation	1731	7816	EE	0.00	0	0	(750,000)	(750,000)	Core reallocation from Missouri State Parks Operating budget unit to a separate Missouri State Parks PSD budget unit.
Core Reallocation	1731	7815	EE	0.00	0	0	(20,000)	(20,000)	Core reallocation from Missouri State Parks Operating budget unit to a separate Missouri State Parks PSD budget unit.
Core Reallocation	1731	7820	EE	0.00	0	0	(410,000)	(410,000)	Core reallocation from Missouri State Parks Operating budget unit to a separate Missouri State Parks PSD budget unit.
Core Reallocation	1731	7819	EE	0.00	0	(450,000)	0	(450,000)	Core reallocation from Missouri State Parks Operating budget unit to a separate Missouri State Parks PSD budget unit.

CORE RECONCILIATION DETAIL

**DEPARTMENT OF NATURAL RESOURCES
STATE PARKS OPERATION**

5. CORE RECONCILIATION DETAIL

			Budget Class	FTE	GR	Federal	Other	Total	Explanation
DEPARTMENT CORE ADJUSTMENTS									
Core Reallocation	1731	1942	EE	0.00	0	0	(15,000)	(15,000)	Core reallocation from Missouri State Parks Operating budget unit to a separate Missouri State Parks PSD budget unit.
Core Reallocation	1731	7818	EE	0.00	0	0	(198,350)	(198,350)	Core reallocation from Missouri State Parks Operating budget unit to a separate Missouri State Parks PSD budget unit.
Core Reallocation	1731	7817	EE	0.00	0	0	(1,000,000)	(1,000,000)	Core reallocation from Missouri State Parks Operating budget unit to a separate Missouri State Parks PSD budget unit.
Core Reallocation	1731	7820	PD	0.00	0	0	(40,000)	(40,000)	Core reallocation from Missouri State Parks Operating budget unit to a separate Missouri State Parks PSD budget unit.
Core Reallocation	1731	7818	PD	0.00	0	0	(1,000)	(1,000)	Core reallocation from Missouri State Parks Operating budget unit to a separate Missouri State Parks PSD budget unit.

CORE RECONCILIATION DETAIL

**DEPARTMENT OF NATURAL RESOURCES
STATE PARKS OPERATION**

5. CORE RECONCILIATION DETAIL

			Budget Class	FTE	GR	Federal	Other	Total	Explanation
DEPARTMENT CORE ADJUSTMENTS									
Core Reallocation	1731	7814	PD	0.00	0	0	(100,000)	(100,000)	Core reallocation from Missouri State Parks Operating budget unit to a separate Missouri State Parks PSD budget unit.
Core Reallocation	1731	2412	PD	0.00	(150,000)	0	0	(150,000)	Core reallocation from Missouri State Parks Operating budget unit to a separate Missouri State Parks PSD budget unit.
Core Reallocation	1731	8538	PD	0.00	0	(27,400,000)	0	(27,400,000)	Core reallocation from Missouri State Parks Operating budget unit to a separate Missouri State Parks PSD budget unit.
Core Reallocation	1731	7821	PD	0.00	0	(7,800,000)	0	(7,800,000)	Core reallocation from Missouri State Parks Operating budget unit to a separate Missouri State Parks PSD budget unit.
NET DEPARTMENT CHANGES				(3.61)	(150,000)	(35,650,000)	(3,979,295)	(39,779,295)	
DEPARTMENT CORE REQUEST									
			PS	663.60	141,137	139,158	29,861,106	30,141,401	
			EE	0.00	0	190,340	15,100,486	15,290,826	
			PD	0.00	0	0	0	0	
			Total	663.60	141,137	329,498	44,961,592	45,432,227	

CORE RECONCILIATION DETAIL

**DEPARTMENT OF NATURAL RESOURCES
STATE PARKS OPERATION**

5. CORE RECONCILIATION DETAIL

	Budget Class	FTE	GR	Federal	Other	Total	Explanation
GOVERNOR'S RECOMMENDED CORE							
	PS	663.60	141,137	139,158	29,861,106	30,141,401	
	EE	0.00	0	190,340	15,100,486	15,290,826	
	PD	0.00	0	0	0	0	
	Total	663.60	141,137	329,498	44,961,592	45,432,227	

Department of Natural Resources

DECISION ITEM SUMMARY

Budget Unit								
Decision Item	FY 2023	FY 2023	FY 2024	FY 2024	FY 2025	FY 2025	*****	*****
Budget Object Summary	ACTUAL	ACTUAL	BUDGET	BUDGET	DEPT REQ	DEPT REQ	SECURED	SECURED
Fund	DOLLAR	FTE	DOLLAR	FTE	DOLLAR	FTE	COLUMN	COLUMN
STATE PARKS OPERATION								
CORE								
PERSONAL SERVICES								
GENERAL REVENUE	0	0.00	141,137	0.00	141,137	0.00	0	0.00
DEPT NATURAL RESOURCES	74,364	1.44	139,158	5.07	139,158	4.87	0	0.00
STATE PARKS EARNINGS	1,369,079	28.00	1,733,539	30.23	1,656,653	28.45	0	0.00
DNR COST ALLOCATION	855,011	13.69	1,052,792	19.50	1,052,792	17.87	0	0.00
PARKS SALES TAX	24,255,690	556.81	26,842,986	605.41	26,842,986	605.41	0	0.00
ROCK ISLAND TRAIL SP FUND	38,697	0.63	233,023	5.00	233,023	5.00	0	0.00
BABLER STATE PARK	62,743	1.77	75,652	2.00	75,652	2.00	0	0.00
TOTAL - PS	26,655,584	602.34	30,218,287	667.21	30,141,401	663.60	0	0.00
EXPENSE & EQUIPMENT								
DEPT NATURAL RESOURCES	236,978	0.00	481,718	0.00	31,718	0.00	0	0.00
DNR FEDERAL STIM 2021 FUND	0	0.00	158,622	0.00	158,622	0.00	0	0.00
STATE PARKS EARNINGS	4,053,958	0.00	6,497,061	0.00	3,330,668	0.00	0	0.00
DNR COST ALLOCATION	67,435	0.00	68,159	0.00	68,159	0.00	0	0.00
PARKS SALES TAX	10,225,737	0.00	11,243,676	0.00	10,762,682	0.00	0	0.00
MERAMEC-ONONDAGA STATE PARKS	36,295	0.00	65,000	0.00	65,000	0.00	0	0.00
ROCK ISLAND TRAIL SP FUND	242,509	0.00	912,999	0.00	798,977	0.00	0	0.00
BABLER STATE PARK	52,000	0.00	75,000	0.00	75,000	0.00	0	0.00
TOTAL - EE	14,914,912	0.00	19,502,235	0.00	15,290,826	0.00	0	0.00
PROGRAM-SPECIFIC								
GENERAL REVENUE	150,000	0.00	150,000	0.00	0	0.00	0	0.00
DEPT NATURAL RESOURCES	2,539,686	0.00	35,200,000	0.00	0	0.00	0	0.00
STATE PARKS EARNINGS	32,951	0.00	41,000	0.00	0	0.00	0	0.00
PARKS SALES TAX	100,000	0.00	100,000	0.00	0	0.00	0	0.00
TOTAL - PD	2,822,637	0.00	35,491,000	0.00	0	0.00	0	0.00
TOTAL	44,393,133	602.34	85,211,522	667.21	45,432,227	663.60	0	0.00
MSP Continued Operations - 1780017								
EXPENSE & EQUIPMENT								
STATE PARKS EARNINGS	0	0.00	0	0.00	7,139	0.00	0	0.00

9/22/23 14:52

im_disummary

Department of Natural Resources

DECISION ITEM SUMMARY

Budget Unit								
Decision Item	FY 2023	FY 2023	FY 2024	FY 2024	FY 2025	FY 2025	*****	*****
Budget Object Summary	ACTUAL	ACTUAL	BUDGET	BUDGET	DEPT REQ	DEPT REQ	SECURED	SECURED
Fund	DOLLAR	FTE	DOLLAR	FTE	DOLLAR	FTE	COLUMN	COLUMN
STATE PARKS OPERATION								
MSP Continued Operations - 1780017								
EXPENSE & EQUIPMENT								
PARKS SALES TAX	0	0.00	0	0.00	630,124	0.00	0	0.00
TOTAL - EE	0	0.00	0	0.00	637,263	0.00	0	0.00
TOTAL	0	0.00	0	0.00	637,263	0.00	0	0.00
Ranger Staffing - 1780018								
PERSONAL SERVICES								
PARKS SALES TAX	0	0.00	0	0.00	165,264	3.00	0	0.00
TOTAL - PS	0	0.00	0	0.00	165,264	3.00	0	0.00
EXPENSE & EQUIPMENT								
PARKS SALES TAX	0	0.00	0	0.00	335,610	0.00	0	0.00
TOTAL - EE	0	0.00	0	0.00	335,610	0.00	0	0.00
TOTAL	0	0.00	0	0.00	500,874	3.00	0	0.00
Land and Water Conser Grant Op - 1780021								
PERSONAL SERVICES								
DEPT NATURAL RESOURCES	0	0.00	0	0.00	108,351	2.00	0	0.00
TOTAL - PS	0	0.00	0	0.00	108,351	2.00	0	0.00
EXPENSE & EQUIPMENT								
DEPT NATURAL RESOURCES	0	0.00	0	0.00	91,502	0.00	0	0.00
TOTAL - EE	0	0.00	0	0.00	91,502	0.00	0	0.00
TOTAL	0	0.00	0	0.00	199,853	2.00	0	0.00
St. Joe O&M - 1780023								
PERSONAL SERVICES								
PARKS SALES TAX	0	0.00	0	0.00	43,460	1.00	0	0.00
TOTAL - PS	0	0.00	0	0.00	43,460	1.00	0	0.00
EXPENSE & EQUIPMENT								
PARKS SALES TAX	0	0.00	0	0.00	432,000	0.00	0	0.00
TOTAL - EE	0	0.00	0	0.00	432,000	0.00	0	0.00
TOTAL	0	0.00	0	0.00	475,460	1.00	0	0.00

9/22/23 14:52

im_disummary

FLEXIBILITY REQUEST FORM

BUDGET UNIT NUMBER: 78415C, 78420C, 78424C, 78485C BUDGET UNIT NAME: STATE PARKS OPERATIONS HISTORIC PRESERVATION HOUSE BILL SECTION(S): 6.360, 6.365, 6.370	DEPARTMENT: NATURAL RESOURCES DIVISION: MISSOURI STATE PARKS
--	---

1. Provide the amount by fund of personal service flexibility and the amount by fund of expense and equipment flexibility you are requesting in dollar and percentage terms and explain why the flexibility is needed. If flexibility is being requested among divisions, provide the amount by fund of flexibility you are requesting in dollar and percentage terms and explain why the flexibility is needed.

DEPARTMENT REQUEST

Missouri State Parks requests an increase of 5% flexibility (to 10%) between funds (Federal and Other) for State Parks Operations (78415C) and 25% flexibility between funds (Federal and Other) for State Historic Preservation Operations (78420C). Included is 25% flexibility between funds (Federal and Other) for State Historic Preservation Grants (78424C). Flexibility will allow the department to address unanticipated needs by aligning appropriation authority with necessary spending during the fiscal year based on funds availability to help ensure effective, responsive service delivery and pass-through program requirements. Also included is 3% flexibility from the Historic Preservation Transfer in section 6.370 to 6.415 (General Revenue) related to the Legal Expense Fund.

2. Estimate how much flexibility will be used for the budget year. How much flexibility was used in the Prior Year Budget and the Current Year Budget? Please specify the amount.

PRIOR YEAR ACTUAL AMOUNT OF FLEXIBILITY USED	CURRENT YEAR ESTIMATED AMOUNT OF FLEXIBILITY THAT WILL BE USED	BUDGET REQUEST ESTIMATED AMOUNT OF FLEXIBILITY THAT WILL BE USED
\$52,000 PS Fund to Fund (Other/Other)	Flexibility usage is difficult to estimate at this time.	Flexibility usage is difficult to estimate at this time.

3. Please explain how flexibility was used in the prior and/or current years.

PRIOR YEAR EXPLAIN ACTUAL USE	CURRENT YEAR EXPLAIN PLANNED USE
Fund-to-fund flex was used to align operating appropriation authority to proper funding levels based on service delivery needs during the year.	Flexibility will allow the department to address unanticipated needs by aligning appropriation authority with necessary spending during the fiscal year based on funds availability to help ensure effective, responsive service delivery and pass-through program requirements.

Department of Natural Resources

DECISION ITEM DETAIL

Budget Unit	FY 2023	FY 2023	FY 2024	FY 2024	FY 2025	FY 2025	*****	*****
Decision Item	ACTUAL	ACTUAL	BUDGET	BUDGET	DEPT REQ	DEPT REQ	SECURED	SECURED
Budget Object Class	DOLLAR	FTE	DOLLAR	FTE	DOLLAR	FTE	COLUMN	COLUMN
STATE PARKS OPERATION								
CORE								
DIVISION DIRECTOR	103,427	0.83	133,854	1.00	133,855	1.00	0	0.00
DEPUTY DIVISION DIRECTOR	188,364	1.83	219,036	2.00	219,035	2.00	0	0.00
DESIGNATED PRINCIPAL ASST DIV	122,043	2.46	97,381	2.00	97,383	2.00	0	0.00
LEGAL COUNSEL	61,145	0.85	64,822	0.85	38,131	0.50	0	0.00
MISCELLANEOUS TECHNICAL	2,727	0.08	0	0.00	0	0.00	0	0.00
SEASONAL AIDE	3,665,958	113.88	3,399,380	127.98	3,322,494	126.12	0	0.00
SPECIAL ASST PROFESSIONAL	296,822	5.37	263,676	3.40	248,665	4.40	0	0.00
SPECIAL ASST OFFICE & CLERICAL	40,826	1.00	123,685	1.00	43,279	1.00	0	0.00
ADMIN SUPPORT ASSISTANT	657,265	18.11	749,248	19.50	701,752	18.75	0	0.00
LEAD ADMIN SUPPORT ASSISTANT	291,547	7.98	308,761	8.00	311,424	8.00	0	0.00
ADMIN SUPPORT PROFESSIONAL	231,542	5.64	311,844	7.00	302,186	7.00	0	0.00
PROGRAM SPECIALIST	301,000	5.96	321,231	6.00	425,141	5.00	0	0.00
SENIOR PROGRAM SPECIALIST	242,484	4.42	290,974	5.00	292,643	5.00	0	0.00
PROGRAM COORDINATOR	188,501	2.83	203,342	3.00	212,750	3.00	0	0.00
PROGRAM MANAGER	832,352	11.84	896,386	12.00	896,388	12.00	0	0.00
RESEARCH/DATA ANALYST	39,094	0.82	0	0.00	41,136	1.00	0	0.00
STORES/WAREHOUSE ASSOCIATE	34,378	1.00	36,444	1.00	36,444	1.00	0	0.00
STORES/WAREHOUSE SUPERVISOR	40,988	0.94	46,405	1.00	39,574	1.00	0	0.00
PUBLIC RELATIONS SPECIALIST	172,951	4.19	221,238	5.00	214,719	5.00	0	0.00
PUBLIC RELATIONS COORDINATOR	130,398	2.40	232,415	4.00	219,939	4.00	0	0.00
DESIGNER	43,750	0.83	56,333	1.00	56,332	1.00	0	0.00
ARCHITECT	178,703	2.50	298,301	4.00	230,242	3.00	0	0.00
PROFESSIONAL ENGINEER	122,692	1.67	235,689	3.00	234,008	3.00	0	0.00
ENGNG SURVEYING & FIELD TECH	133,074	3.00	141,071	3.00	141,072	3.00	0	0.00
ENGNG/ARCHITECT PROJECT MGR	42,175	0.67	0	0.00	260,880	4.00	0	0.00
SR ENGNG/ARCHITECT PROJECT MGR	21,178	0.29	0	0.00	76,090	1.00	0	0.00
LAND SURVEYOR	56,316	1.00	58,532	1.00	59,701	1.00	0	0.00
ENVIRONMENTAL PROGRAM ASST	48,361	1.02	50,463	1.00	50,463	1.00	0	0.00
ENVIRONMENTAL PROGRAM ANALYST	319,867	6.08	334,404	6.00	334,403	6.00	0	0.00
ENVIRONMENTAL PROGRAM SPEC	32,038	0.58	59,701	1.00	56,568	1.00	0	0.00
ENVIRONMENTAL PROGRAM MANAGER	318,814	4.05	333,380	4.00	333,450	4.00	0	0.00
AGENCY BUDGET ANALYST	32,062	0.67	102,384	2.00	102,384	2.00	0	0.00

Department of Natural Resources

DECISION ITEM DETAIL

Budget Unit	FY 2023	FY 2023	FY 2024	FY 2024	FY 2025	FY 2025	*****	*****
Decision Item	ACTUAL	ACTUAL	BUDGET	BUDGET	DEPT REQ	DEPT REQ	SECURED	SECURED
Budget Object Class	DOLLAR	FTE	DOLLAR	FTE	DOLLAR	FTE	COLUMN	COLUMN
STATE PARKS OPERATION								
CORE								
AGENCY BUDGET SENIOR ANALYST	82,586	1.43	67,660	1.00	67,660	1.00	0	0.00
ACCOUNTS ASSISTANT	51,563	1.54	68,342	1.89	69,145	(0.00)	0	0.00
SENIOR ACCOUNTS ASSISTANT	31,879	0.74	28,585	0.63	28,508	0.00	0	0.00
ACCOUNTANT MANAGER	71,785	0.83	92,386	1.00	92,386	1.00	0	0.00
GRANTS OFFICER	145,392	2.85	161,410	3.00	162,023	3.00	0	0.00
GRANTS SUPERVISOR	41,933	0.71	63,561	1.00	57,988	1.00	0	0.00
PROCUREMENT ANALYST	36,290	0.69	56,333	1.00	56,332	1.00	0	0.00
PROCUREMENT SPECIALIST	57,895	1.00	61,187	1.00	61,187	1.00	0	0.00
PROCUREMENT SUPERVISOR	54,084	0.84	68,877	1.00	68,876	1.00	0	0.00
HUMAN RESOURCES ASSISTANT	7,857	0.22	12,770	0.33	0	0.00	0	0.00
HUMAN RESOURCES GENERALIST	16,567	0.34	0	0.00	41,094	0.83	0	0.00
CULTURAL RESOURCE SPECIALIST	50,946	1.00	54,008	1.00	54,008	1.00	0	0.00
ARCHAEOLOGIST	112,628	2.01	118,665	2.00	118,665	2.00	0	0.00
MUSEUM CURATOR	72,100	1.68	88,297	2.00	90,660	2.00	0	0.00
SENIOR MUSEUM CURATOR	50,946	1.00	54,008	1.00	54,008	1.00	0	0.00
MUSEUM MANAGER	65,591	1.00	69,527	1.00	69,527	1.00	0	0.00
PARK RANGER	791,056	17.10	1,332,206	27.00	1,283,870	26.00	0	0.00
PARK RANGER CORPORAL	324,009	6.18	450,658	8.00	506,991	9.00	0	0.00
PARK RANGER SERGEANT	343,850	6.02	429,649	7.00	429,647	7.00	0	0.00
PARK RANGER MANAGER	265,850	3.73	377,373	5.00	377,373	5.00	0	0.00
PARK/HISTORIC SITE TECHNICIAN	38,345	1.11	36,482	1.00	71,764	2.00	0	0.00
PARK/HISTORIC SITE SPECIALIST	2,016,238	46.66	2,224,890	48.50	2,283,337	50.00	0	0.00
SENIOR PARK/HISTORIC SITE SPEC	677,330	13.31	805,379	15.00	807,930	15.00	0	0.00
PARK/HISTORIC SITE COORDINATOR	765,192	14.72	873,537	16.00	825,953	15.00	0	0.00
PARK/HISTORIC SITE SUPERVISOR	1,681,793	32.45	1,830,843	34.00	1,988,973	36.00	0	0.00
PARK/HISTORIC SITE MANAGER	2,867,373	49.77	3,165,333	52.00	3,056,245	50.00	0	0.00
TRANSPORT DRIVER	37,655	1.00	39,918	1.00	39,918	1.00	0	0.00
MAINTENANCE/GROUNDS TECHNICIAN	2,811,924	78.84	3,166,132	88.13	3,253,348	86.00	0	0.00
SPECIALIZED TRADES WORKER	3,824,126	93.80	4,442,146	103.00	4,104,937	102.00	0	0.00
SPECIALIZED TRADES SUPERVISOR	55,169	0.96	61,188	1.00	61,188	1.00	0	0.00
CONSTRUCTION PROJECT SPEC	7,459	0.14	47,832	1.00	0	0.00	0	0.00

Department of Natural Resources

DECISION ITEM DETAIL

Budget Unit	FY 2023	FY 2023	FY 2024	FY 2024	FY 2025	FY 2025	*****	*****
Decision Item	ACTUAL	ACTUAL	BUDGET	BUDGET	DEPT REQ	DEPT REQ	SECURED	SECURED
Budget Object Class	DOLLAR	FTE	DOLLAR	FTE	DOLLAR	FTE	COLUMN	COLUMN
STATE PARKS OPERATION								
CORE								
CONSTRUCTION PROJECT SPV	205,331	3.88	278,725	5.00	225,329	4.00	0	0.00
TOTAL - PS	26,655,584	602.34	30,218,287	667.21	30,141,401	663.60	0	0.00
TRAVEL, IN-STATE	1,088,285	0.00	1,129,997	0.00	1,255,252	0.00	0	0.00
TRAVEL, OUT-OF-STATE	55,285	0.00	51,229	0.00	51,228	0.00	0	0.00
FUEL & UTILITIES	2,183,963	0.00	2,492,962	0.00	2,470,962	0.00	0	0.00
SUPPLIES	4,898,099	0.00	5,283,860	0.00	4,106,167	0.00	0	0.00
PROFESSIONAL DEVELOPMENT	156,250	0.00	158,286	0.00	159,411	0.00	0	0.00
COMMUNICATION SERV & SUPP	384,202	0.00	527,525	0.00	481,194	0.00	0	0.00
PROFESSIONAL SERVICES	1,786,753	0.00	2,384,075	0.00	2,080,267	0.00	0	0.00
HOUSEKEEPING & JANITORIAL SERV	531,301	0.00	525,040	0.00	521,435	0.00	0	0.00
M&R SERVICES	849,810	0.00	994,019	0.00	851,019	0.00	0	0.00
COMPUTER EQUIPMENT	500	0.00	11,710	0.00	0	0.00	0	0.00
MOTORIZED EQUIPMENT	1,121,192	0.00	1,806,450	0.00	1,285,999	0.00	0	0.00
OFFICE EQUIPMENT	76,564	0.00	70,886	0.00	56,586	0.00	0	0.00
OTHER EQUIPMENT	653,963	0.00	2,144,563	0.00	723,924	0.00	0	0.00
PROPERTY & IMPROVEMENTS	382,705	0.00	1,220,721	0.00	947,970	0.00	0	0.00
BUILDING LEASE PAYMENTS	38,641	0.00	41,250	0.00	59,750	0.00	0	0.00
EQUIPMENT RENTALS & LEASES	265,020	0.00	306,593	0.00	166,493	0.00	0	0.00
MISCELLANEOUS EXPENSES	113,541	0.00	208,069	0.00	73,169	0.00	0	0.00
REBILLABLE EXPENSES	328,838	0.00	145,000	0.00	0	0.00	0	0.00
TOTAL - EE	14,914,912	0.00	19,502,235	0.00	15,290,826	0.00	0	0.00
PROGRAM DISTRIBUTIONS	2,822,637	0.00	35,491,000	0.00	0	0.00	0	0.00
TOTAL - PD	2,822,637	0.00	35,491,000	0.00	0	0.00	0	0.00
GRAND TOTAL	\$44,393,133	602.34	\$85,211,522	667.21	\$45,432,227	663.60	\$0	0.00
GENERAL REVENUE	\$150,000	0.00	\$291,137	0.00	\$141,137	0.00		0.00
FEDERAL FUNDS	\$2,851,028	1.44	\$35,979,498	5.07	\$329,498	4.87		0.00
OTHER FUNDS	\$41,392,105	600.90	\$48,940,887	662.14	\$44,961,592	658.73		0.00

CORE DECISION ITEM

Department of Natural Resources

Budget Unit 78418C

Missouri State Parks

Missouri State Parks PSD Core

HB Section 6.360

1. CORE FINANCIAL SUMMARY

	FY 2025 Budget Request			
	GR	Federal	Other	Total
PS	0	0	76,886	76,886
EE	0	450,000	2,393,350	2,843,350
PSD	150,000	35,200,000	141,000	35,491,000
Total	150,000	35,650,000	2,611,236	38,411,236
FTE	0.00	0.00	1.78	1.78

Est. Fringe	0	0	46,924	46,924
--------------------	---	---	--------	--------

Note: Fringes budgeted in House Bill 5 except for certain fringes budgeted directly to MoDOT, Highway Patrol, and Conservation.

	FY 2025 Governor's Recommendation			
	GR	Fed	Other	Total
PS	0	0	0	0
EE	0	0	0	0
PSD	0	0	0	0
Total	0	0	0	0
FTE	0.00	0.00	0.00	0.00

Est. Fringe	0	0	0	0
--------------------	---	---	---	---

Note: Fringes budgeted in House Bill 5 except for certain fringes budgeted directly to MoDOT, Highway Patrol, and Conservation.

Other Funds: State Park Earnings Fund (0415); Parks Sales Tax Fund (0613)

The budget includes appropriation authority of \$27,400,000 to be used for encumbrance purposes only related to Outdoor Recreation Grants.

Core Reallocation: The FY 2025 Budget Request includes a net zero core reallocation of \$38,411,236 to a separate Missouri State Parks PSD budget unit (78418C) from the Missouri State Parks Operating budget unit (78415C).

2. CORE DESCRIPTION (continued)

Missouri State Parks provides management and oversight of several pass-through programs:

Bruce R. Watkins Center: The department, through a contractual agreement, assists the Kansas City Board of Parks and Recreation Commissioners with the operation of the Bruce R. Watkins Cultural Heritage Center. The Center works to commemorate and interpret the African American diaspora, particularly in Missouri and Kansas City, through fostering educational and cultural programs regarding the past, present, and contemporary contributions of African Americans who served to shape the city and state's history and culture.

Levy District Payments: Missouri State Parks (MSP) owns land that is protected by levy districts. Payments made to the levy districts are for the cost to maintain the levy, in order to avoid flooding.

CORE DECISION ITEM

Department of Natural Resources

Budget Unit 78418C

Missouri State Parks

Missouri State Parks PSD Core

HB Section 6.360

2. CORE DESCRIPTION

Payment in Lieu of Taxes: The department meets the intent of the State Constitution and uses Parks Sales Tax funds to make payments to counties in lieu of property taxes on lands acquired by the department after July 1, 1985.

Gifts to State Parks: Purchases can be made with funds MSP receives from donors, insurance settlements, court awards, and other sources that are usually directed toward the accomplishment of a specific purpose, for example, a memorial park bench.

State Parks Resale: MSP purchases items for resale to the public and to stock a central warehouse for sale to the individual parks and sites. Resale items include souvenirs and publications, and also includes visitor convenience and safety items sold at small park stores.

Concession Default: State park concession operations will be operated and managed by MSP should a concessionaire be unable to complete the period of their contract or if other emergency situations arise, such as not being able to award a contract or not having bidders for a contract. MSP will operate until a new concessionaire contract can be awarded or the division obtains additional appropriation authority to operate the concession on a permanent basis so customer service is uninterrupted.

State Park Grants: The division can receive federal grant awards to meet operational and resource needs of the state park system. MSP also has one state-sponsored bus grant program which increases opportunities to engage school children in the state's natural and cultural resources.

Federal Outdoor Recreation Grants: Depending upon the grant, the division can distribute federal matching grants to cities, counties, school districts, and nonprofit organizations to develop parks and trails.

- The Land and Water Conservation Program offers funding for the acquisition and development of public outdoor recreation areas and facilities.
- The Outdoor Recreation Legacy Partnership Program seeks to provide new or significantly improved recreation opportunities in economically disadvantaged communities.
- The Recreational Trails Program provides funding to develop and maintain recreational trails and trail-related facilities for both non-motorized and motorized recreational trail uses.

3. PROGRAM LISTING (list programs included in this core funding)

Missouri State Parks

CORE DECISION ITEM

Department of Natural Resources

Budget Unit 78418C

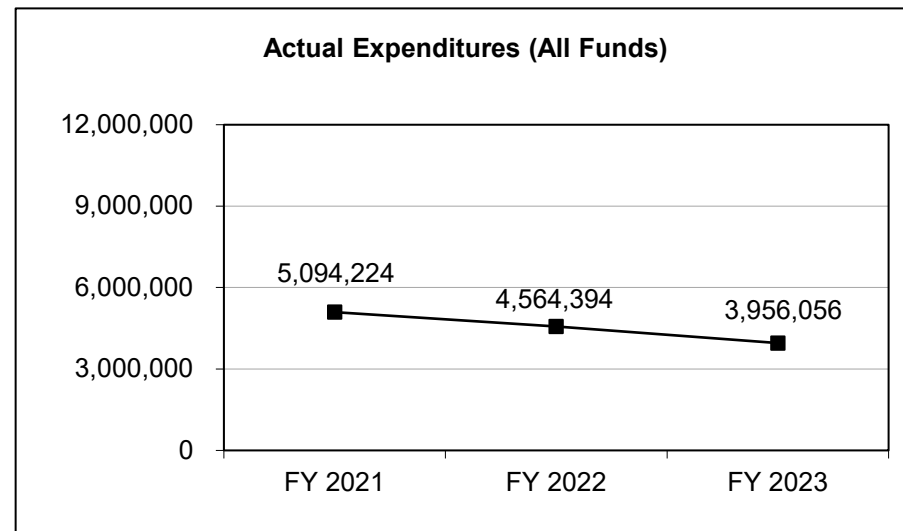
Missouri State Parks

Missouri State Parks PSD Core

HB Section 6.360

4. FINANCIAL HISTORY

	FY 2021 Actual	FY 2022 Actual	FY 2023 Actual	FY 2024 Current Yr.
Appropriation (All Funds) *	28,735,174	28,875,732	38,490,082	38,396,236
Less Reverted (All Funds)	0	0	0	(4,500)
Less Restricted (All Funds)	0	0	0	0
Budget Authority (All Funds)	28,735,174	28,875,732	38,490,082	38,391,736
Actual Expenditures (All Funds)	5,094,224	4,564,394	3,956,056	N/A
Unexpended (All Funds)	23,640,950	24,311,338	34,534,026	N/A
Unexpended, by Fund:				
General Revenue	0	0	0	N/A
Federal	21,954,427	22,573,558	32,892,484	N/A
Other	1,686,523	1,737,780	1,641,542	N/A



* for comparison purposes, the financial history shows data for the pass-through components of the Missouri State Parks Operating budget unit (78415C)

Reverted includes the statutory three-percent reserve amount (when applicable).

Restricted includes any Governor's Expenditure Restrictions which remained at the end of the fiscal year (when applicable).

NOTES:

FY 2021 - FY 2024: In many cases, pass-through appropriation has been provided to allow for encumbrance and payment of our commitments, which often span multiple fiscal years, causing high unexpended balances. Included in the data is also appropriation authority to encumber outdoor recreation grant commitments which must lapse (\$17.8 million FY 2021 - FY 2022, and \$27.4 million FY 2023 - FY 2024).

FY 2022 - FY 2024: Includes \$150,000 for Bruce R. Watkins Strategic Plan & Programming.

CORE DECISION ITEM

Department of Natural Resources	Budget Unit <u>78418C</u>
Missouri State Parks	
Missouri State Parks PSD Core	HB Section <u>6.360</u>

4. FINANCIAL HISTORY (continued)

The following table shows financial data for the pass-through appropriations included in this form.

	FY 2021	FY 2022	FY 2023	FY 2024	FY 2025
	Actual	Actual	Actual	Current	Request
Bruce R. Watkins	100,000	100,000	100,000	100,000	100,000
Bruce R. Watkins Strategic Plan & Programming	n/a	1,427	150,000	150,000	150,000
Levy District Payments	n/a - included in MSP Operations (FY21-24)				15,000
Payment In Lieu of Taxes	5,173	629	0	20,000	20,000
Gifts to State Parks	186,267	64,573	78,099	750,000	750,000
Parks Resale	669,503	863,709	835,131	1,000,000	1,000,000
Concession Default	34,769	28,983	0	276,236	276,236
State Park Grants	134,520	275,320	253,140	900,000	900,000
Outdoor Recreation Grants	3,963,992	3,229,753	2,539,686	7,800,000	7,800,000
Outdoor Recreation Grants Encumbrance	n/a-encumbrance authority must lapse			27,400,000	27,400,000
Total	5,094,224	4,564,394	3,956,056	38,396,236	38,411,236
Total excluding Encumbrances	5,094,224	4,564,394	3,956,056	10,996,236	11,011,236

The FY 2024 and FY 2025 budgets include appropriation authority of \$27,400,000 to be used for encumbrance purposes only related to Outdoor Recreation Grants.

CORE RECONCILIATION DETAIL

**DEPARTMENT OF NATURAL RESOURCES
STATE PARKS PSD**

5. CORE RECONCILIATION DETAIL

		Budget Class	FTE	GR	Federal	Other	Total	Explanation
DEPARTMENT CORE ADJUSTMENTS								
Core Reallocation	1737 4905	PS	1.78	0	0	76,886	76,886	Core reallocation to a separate Missouri State Parks PSD budget unit from the Missouri State Parks Operating budget unit.
Core Reallocation	1737 4917	EE	0.00	0	0	750,000	750,000	Core reallocation to a separate Missouri State Parks PSD budget unit from the Missouri State Parks Operating budget unit.
Core Reallocation	1737 4898	EE	0.00	0	450,000	0	450,000	Core reallocation to a separate Missouri State Parks PSD budget unit from the Missouri State Parks Operating budget unit.
Core Reallocation	1737 4902	EE	0.00	0	0	20,000	20,000	Core reallocation to a separate Missouri State Parks PSD budget unit from the Missouri State Parks Operating budget unit.
Core Reallocation	1737 4921	EE	0.00	0	0	1,000,000	1,000,000	Core reallocation to a separate Missouri State Parks PSD budget unit from the Missouri State Parks Operating budget unit.
Core Reallocation	1737 4922	EE	0.00	0	0	380,000	380,000	Core reallocation to a separate Missouri State Parks PSD budget unit from the Missouri State Parks Operating budget unit.
Core Reallocation	1737 4908	EE	0.00	0	0	198,350	198,350	Core reallocation to a separate Missouri State Parks PSD budget unit from the Missouri State Parks Operating budget unit.

CORE RECONCILIATION DETAIL

**DEPARTMENT OF NATURAL RESOURCES
STATE PARKS PSD**

5. CORE RECONCILIATION DETAIL

		Budget Class	FTE	GR	Federal	Other	Total	Explanation
DEPARTMENT CORE ADJUSTMENTS								
Core Reallocation	1737 4901	EE	0.00	0	0	15,000	15,000	Core reallocation to a separate Missouri State Parks PSD budget unit from the Missouri State Parks Operating budget unit.
Core Reallocation	1737 4922	PD	0.00	0	0	70,000	70,000	Core reallocation to a separate Missouri State Parks PSD budget unit from the Missouri State Parks Operating budget unit.
Core Reallocation	1737 4908	PD	0.00	0	0	1,000	1,000	Core reallocation to a separate Missouri State Parks PSD budget unit from the Missouri State Parks Operating budget unit.
Core Reallocation	1737 4904	PD	0.00	150,000	0	0	150,000	Core reallocation to a separate Missouri State Parks PSD budget unit from the Missouri State Parks Operating budget unit.
Core Reallocation	1737 4903	PD	0.00	0	0	100,000	100,000	Core reallocation to a separate Missouri State Parks PSD budget unit from the Missouri State Parks Operating budget unit.
Core Reallocation	1737 4900	PD	0.00	0	27,400,000	0	27,400,000	Core reallocation to a separate Missouri State Parks PSD budget unit from the Missouri State Parks Operating budget unit.

CORE RECONCILIATION DETAIL

DEPARTMENT OF NATURAL RESOURCES STATE PARKS PSD

5. CORE RECONCILIATION DETAIL

		Budget Class	FTE	GR	Federal	Other	Total	Explanation
DEPARTMENT CORE ADJUSTMENTS								
Core Reallocation	1737 4899	PD	0.00	0	7,800,000	0	7,800,000	Core reallocation to a separate Missouri State Parks PSD budget unit from the Missouri State Parks Operating budget unit.
NET DEPARTMENT CHANGES			1.78	150,000	35,650,000	2,611,236	38,411,236	
DEPARTMENT CORE REQUEST								
		PS	1.78	0	0	76,886	76,886	
		EE	0.00	0	450,000	2,363,350	2,813,350	
		PD	0.00	150,000	35,200,000	171,000	35,521,000	
		Total	1.78	150,000	35,650,000	2,611,236	38,411,236	
GOVERNOR'S RECOMMENDED CORE								
		PS	1.78	0	0	76,886	76,886	
		EE	0.00	0	450,000	2,363,350	2,813,350	
		PD	0.00	150,000	35,200,000	171,000	35,521,000	
		Total	1.78	150,000	35,650,000	2,611,236	38,411,236	

Department of Natural Resources

DECISION ITEM SUMMARY

Budget Unit								
Decision Item	FY 2023	FY 2023	FY 2024	FY 2024	FY 2025	FY 2025	*****	*****
Budget Object Summary	ACTUAL	ACTUAL	BUDGET	BUDGET	DEPT REQ	DEPT REQ	SECURED	SECURED
Fund	DOLLAR	FTE	DOLLAR	FTE	DOLLAR	FTE	COLUMN	COLUMN
STATE PARKS PSD								
CORE								
PERSONAL SERVICES								
STATE PARKS EARNINGS	0	0.00	0	0.00	76,886	1.78	0	0.00
TOTAL - PS	0	0.00	0	0.00	76,886	1.78	0	0.00
EXPENSE & EQUIPMENT								
DEPT NATURAL RESOURCES	0	0.00	0	0.00	450,000	0.00	0	0.00
STATE PARKS EARNINGS	0	0.00	0	0.00	2,328,350	0.00	0	0.00
PARKS SALES TAX	0	0.00	0	0.00	35,000	0.00	0	0.00
TOTAL - EE	0	0.00	0	0.00	2,813,350	0.00	0	0.00
PROGRAM-SPECIFIC								
GENERAL REVENUE	0	0.00	0	0.00	150,000	0.00	0	0.00
DEPT NATURAL RESOURCES	0	0.00	0	0.00	35,200,000	0.00	0	0.00
STATE PARKS EARNINGS	0	0.00	0	0.00	71,000	0.00	0	0.00
PARKS SALES TAX	0	0.00	0	0.00	100,000	0.00	0	0.00
TOTAL - PD	0	0.00	0	0.00	35,521,000	0.00	0	0.00
TOTAL	0	0.00	0	0.00	38,411,236	1.78	0	0.00
GRAND TOTAL	\$0	0.00	\$0	0.00	\$38,411,236	1.78	\$0	0.00

9/22/23 14:52

im_disummary

Department of Natural Resources

DECISION ITEM DETAIL

Budget Unit	FY 2023	FY 2023	FY 2024	FY 2024	FY 2025	FY 2025	*****	*****
Decision Item	ACTUAL	ACTUAL	BUDGET	BUDGET	DEPT REQ	DEPT REQ	SECURED	SECURED
Budget Object Class	DOLLAR	FTE	DOLLAR	FTE	DOLLAR	FTE	COLUMN	COLUMN
STATE PARKS PSD								
CORE								
SEASONAL AIDE	0	0.00	0	0.00	76,886	1.78	0	0.00
TOTAL - PS	0	0.00	0	0.00	76,886	1.78	0	0.00
TRAVEL, IN-STATE	0	0.00	0	0.00	24,745	0.00	0	0.00
TRAVEL, OUT-OF-STATE	0	0.00	0	0.00	1	0.00	0	0.00
FUEL & UTILITIES	0	0.00	0	0.00	24,000	0.00	0	0.00
SUPPLIES	0	0.00	0	0.00	959,230	0.00	0	0.00
PROFESSIONAL DEVELOPMENT	0	0.00	0	0.00	18,875	0.00	0	0.00
COMMUNICATION SERV & SUPP	0	0.00	0	0.00	8,331	0.00	0	0.00
PROFESSIONAL SERVICES	0	0.00	0	0.00	252,058	0.00	0	0.00
HOUSEKEEPING & JANITORIAL SERV	0	0.00	0	0.00	7,000	0.00	0	0.00
M&R SERVICES	0	0.00	0	0.00	40,000	0.00	0	0.00
MOTORIZED EQUIPMENT	0	0.00	0	0.00	93,500	0.00	0	0.00
OFFICE EQUIPMENT	0	0.00	0	0.00	13,800	0.00	0	0.00
OTHER EQUIPMENT	0	0.00	0	0.00	541,559	0.00	0	0.00
PROPERTY & IMPROVEMENTS	0	0.00	0	0.00	242,751	0.00	0	0.00
BUILDING LEASE PAYMENTS	0	0.00	0	0.00	500	0.00	0	0.00
EQUIPMENT RENTALS & LEASES	0	0.00	0	0.00	152,100	0.00	0	0.00
MISCELLANEOUS EXPENSES	0	0.00	0	0.00	84,900	0.00	0	0.00
REBILLABLE EXPENSES	0	0.00	0	0.00	350,000	0.00	0	0.00
TOTAL - EE	0	0.00	0	0.00	2,813,350	0.00	0	0.00
PROGRAM DISTRIBUTIONS	0	0.00	0	0.00	35,521,000	0.00	0	0.00
TOTAL - PD	0	0.00	0	0.00	35,521,000	0.00	0	0.00
GRAND TOTAL	\$0	0.00	\$0	0.00	\$38,411,236	1.78	\$0	0.00
GENERAL REVENUE	\$0	0.00	\$0	0.00	\$150,000	0.00		0.00
FEDERAL FUNDS	\$0	0.00	\$0	0.00	\$35,650,000	0.00		0.00
OTHER FUNDS	\$0	0.00	\$0	0.00	\$2,611,236	1.78		0.00

PROGRAM DESCRIPTION

Department of Natural Resources	HB Section(s): <u>6.360</u>
Missouri State Parks	
Program is found in the following core budget(s): Missouri State Parks	
<p>1a. What strategic priority does this program address?</p> <p>The Missouri State Parks system preserves and interprets the state's most outstanding natural and cultural resources and provides family friendly outdoor recreational opportunities.</p> <p>1b. What does this program do?</p> <ul style="list-style-type: none"> • <u>Recreation Management and Law Enforcement</u>: Operate and/or maintain 93 State Parks and Historic Sites statewide with a wide variety of amenities such as camping, lodging, park stores, boat rentals, trail system, and other visitor services. State Park Rangers provide law enforcement services and protect park visitors, their property, and cultural and natural resources. • <u>Maintenance, Repair, and Construction</u>: Evaluate, design, and construct projects and major repairs to parks' facilities such as buildings, roads, bridges, trails, visitor centers, campgrounds, shower houses, historic properties, and water/wastewater systems. • <u>Natural Resource Management</u>: Preserve and manage native ecosystems and species, manage invasive species and conduct prescribed burns, secure research agreements, and maintain natural resource collections and databases. • <u>Cultural Resource Management</u>: Identify and preserve historic buildings and landscapes, archaeological sites, artifacts, and other cultural resources. • <u>Resource Interpretation Management</u>: Develop and review exhibits and interpretive panels; implement facility-specific interpretative plans; and develop and present interpretive programs and other educational material to help the public understand and appreciate the natural and cultural resources of Missouri. • <u>Grants Management</u>: Provide outdoor recreation grants to local communities from federal, state, or other sources. Identify grants for state park facilities, operations, and programs. • <u>Program-Specific Funding</u>: Includes authority for the Bruce R. Watkins Cultural Heritage Center, Payment in Lieu of Taxes (PILT), Gifts to State Parks, State Parks Resale, Concession Default, State Park Grants, and Outdoor Recreation Grants. This authority is needed to honor contractual agreements as well as statutorily and constitutionally mandated obligations, and provides authority to spend donations/awarded grants, conduct resale operations in state parks and historic sites, administer federal pass-through grants, and for continuation of public services in the event of contracted concessionaire default. 	

PROGRAM DESCRIPTION

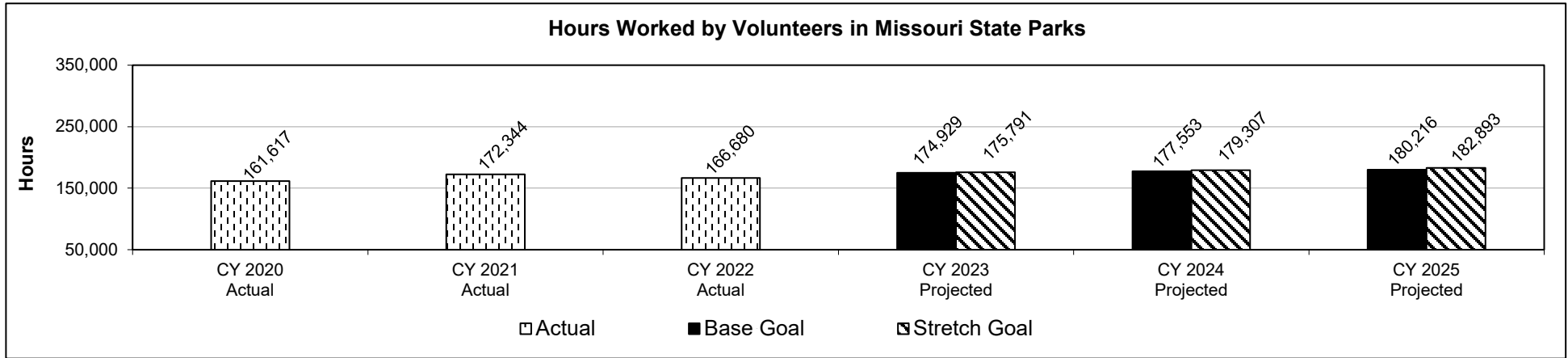
Department of Natural Resources

HB Section(s): 6.360

Missouri State Parks

Program is found in the following core budget(s): Missouri State Parks

2a. Provide an activity measure(s) for the program.



Each year thousands of Missourians choose to volunteer allowing State Park staff to focus time and resources toward mission-critical functions. The Volunteer in Parks Program utilizes volunteers in a variety of capacities, such as resource stewardship, trail maintenance, customer service, campground operations, general ground and building maintenance, interpretive and recreational programming, office and visitor center reception, and more.

Base Goal is the highest actual with 1.5% annual increase.

Stretch Goal is the highest actual with 2% annual increase.

Total Number of Volunteers	
2020	1,931
2021	1,698
2022	1,709

PROGRAM DESCRIPTION

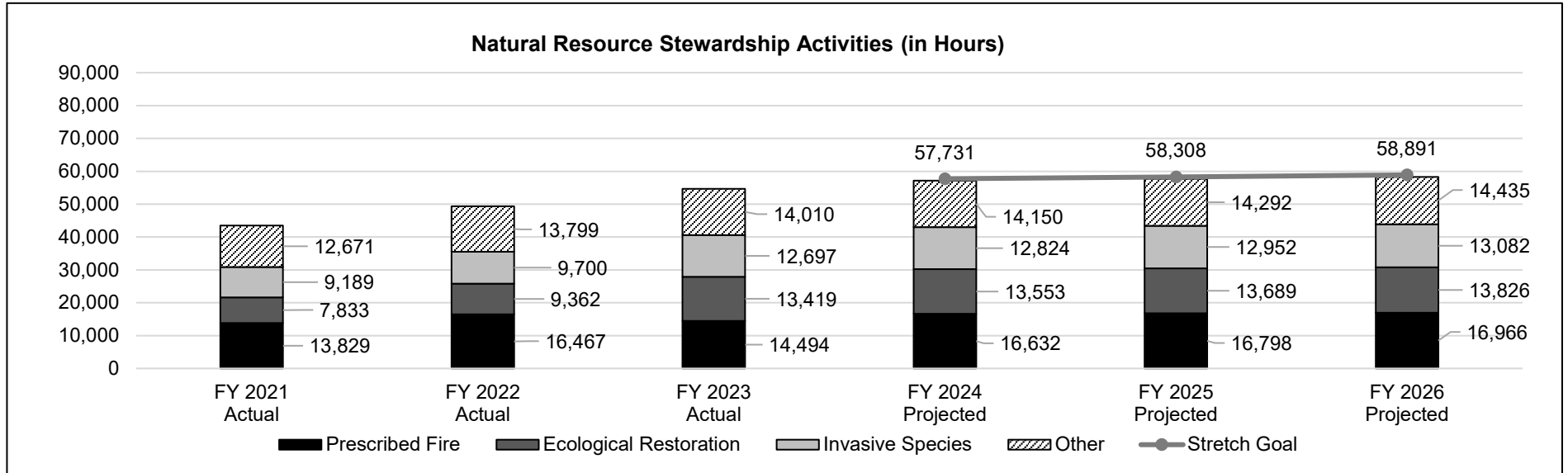
Department of Natural Resources

HB Section(s): 6.360

Missouri State Parks

Program is found in the following core budget(s): Missouri State Parks

2a. Provide an activity measure(s) for the program. (continued)



A Stewardship Tracking system was implemented July 1, 2020 and tracks hours worked doing natural resource stewardship activities. These hours are reported for employees, volunteers, AmeriCorps, contractors, and others and within nine categories: prescribed fire, fire line preparation, invasive species, ecological restoration, biological inventory and monitoring, stewardship training (provide and receive), feral hog control, deer management, and other.

Base Goal is the previous year actual plus 1% annual increase.

Stretch Goal is the previous year actual plus 2% annual increase.

PROGRAM DESCRIPTION

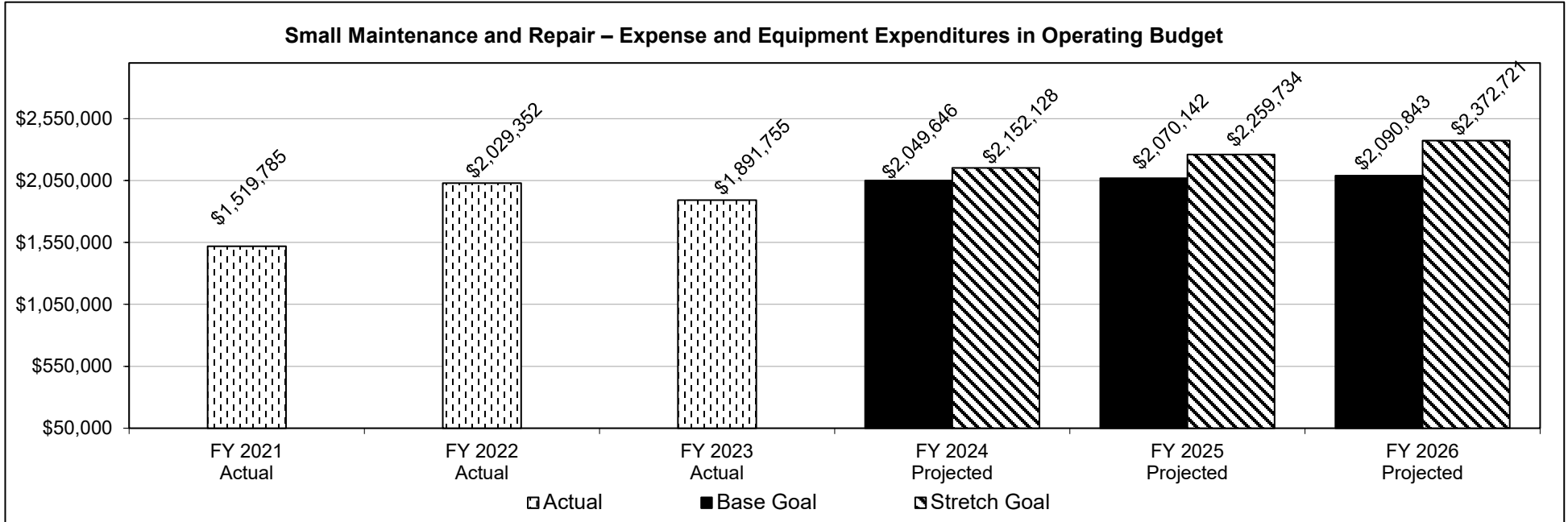
Department of Natural Resources

HB Section(s): 6.360

Missouri State Parks

Program is found in the following core budget(s): Missouri State Parks

2b. Provide a measure(s) of the program's quality.



This chart reflects spending on small projects such as patching roofs, interior and exterior painting, repair of heating and air conditioning units, and repairing lighting and water leaks. Beginning in FY 2022, MSP began the initiative of implementing a renewed focus on small maintenance and repair projects. This spending, combined with the Capital Improvements budget, reflects the focus to maintain our existing parks and historic sites.

Base Goal is the highest actual from prior 3 years plus a 1% annual increase.

Stretch Goal is the base goal plus a 5% annual increase.

PROGRAM DESCRIPTION

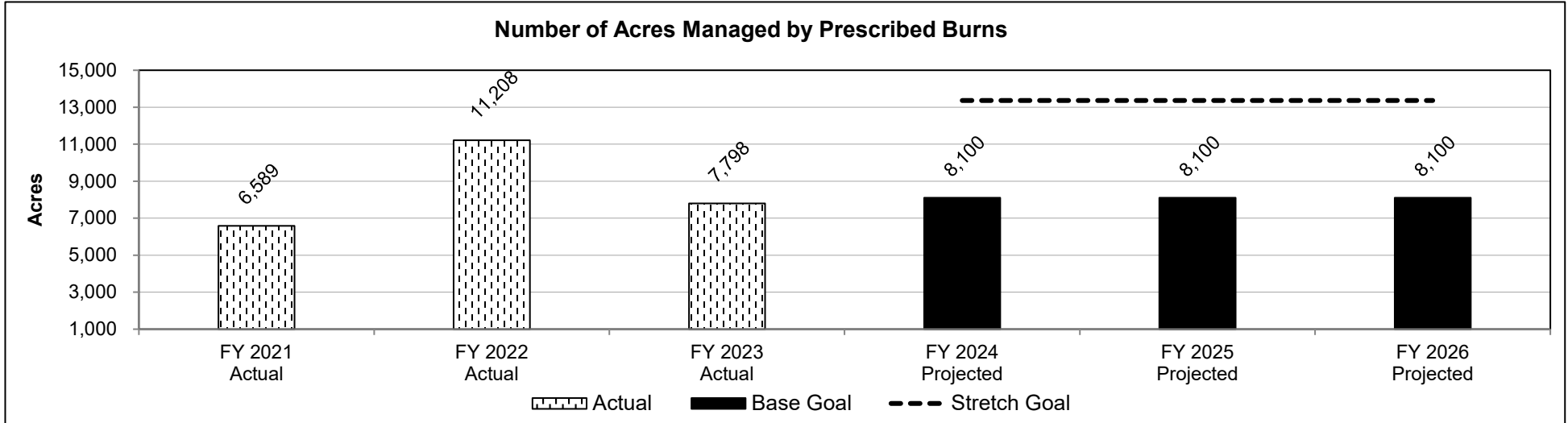
Department of Natural Resources

HB Section(s): 6.360

Missouri State Parks

Program is found in the following core budget(s): Missouri State Parks

2b. Provide a measure(s) of the program's quality (continued).



Prescribed fire is used to restore natural communities, preserve natural areas, manage native plants and wildlife, improve pollinator habitat, suppress invasive plants, and reduce wildfire potential. The prescribed burn management goal is to burn each unit on a 3-5 year cycle, ideally every three years. The fire season runs from October through March each year. Percentage of designated acreage burned are as follows: FY 2021 is 17%, FY 2022 is 28%, and FY 2023 is 19%.

Base Goal is 20% of the 40,500 acres currently designated for fire management.

Stretch Goal is 33% of the 40,500 acres currently designated for fire management.

The number of acres managed annually is heavily dependent on weather conditions.

Conditions during FY 2020 and FY 2021 limited the amount of fire management through the fall.

Conditions during FY 2022 provided more opportunities to complete prescribed burns.

Total Number of State Parks Improved	
FY 2021	31
FY 2022	33
FY 2023	27

PROGRAM DESCRIPTION

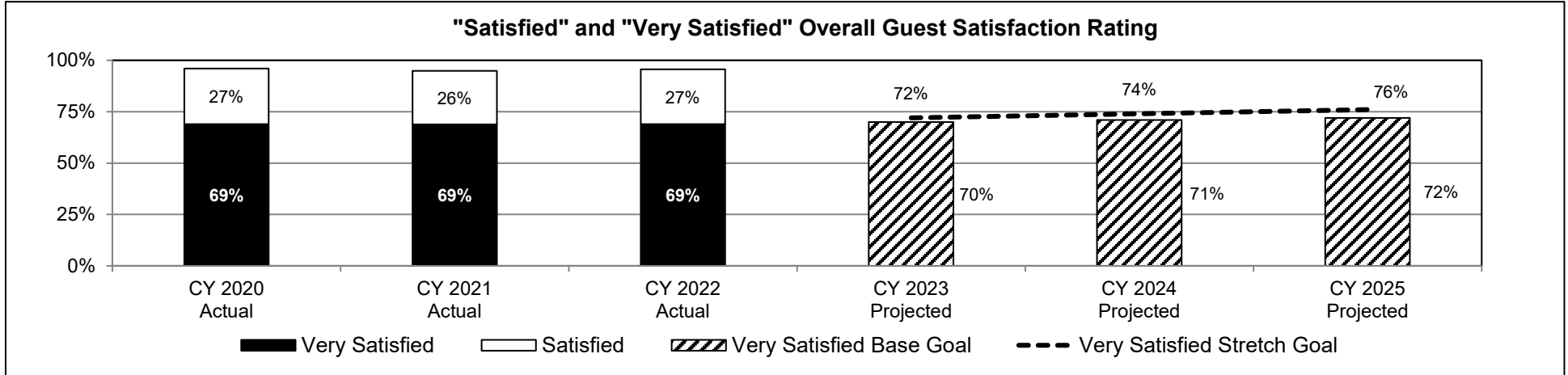
Department of Natural Resources

HB Section(s): 6.360

Missouri State Parks

Program is found in the following core budget(s): Missouri State Parks

2b. Provide a measure(s) of the program's quality (continued).



Data based on "Satisfied" and "Very Satisfied" overall satisfaction rating on Guest Comment Cards and Guest Experience Responses submitted to us from Missouri State Park guests. In CY 2020, in an effort to use technology to better capture our customer feedback, MSP implemented a new online system (Guest Experience) for customers to submit satisfaction surveys and comments.

Overall total satisfaction rating was 96% for CY 2020, 95% for CY 2021 and 96% for CY 2022.

Base Goal is the average of actuals plus 1% increase and 1% thereafter.

Stretch Goal is the average of actuals plus 3% increase and 2% thereafter.

Rating By Category				
Year	Very Dissatisfied	Dissatisfied	Satisfied	Very Satisfied
CY 2020	1%	3%	27%	69%
CY 2021	2%	3%	26%	69%
CY 2022	1%	3%	27%	69%

Total Number of Responses	
CY 2020	7,083
CY 2021	10,258
CY 2022	7,789

PROGRAM DESCRIPTION

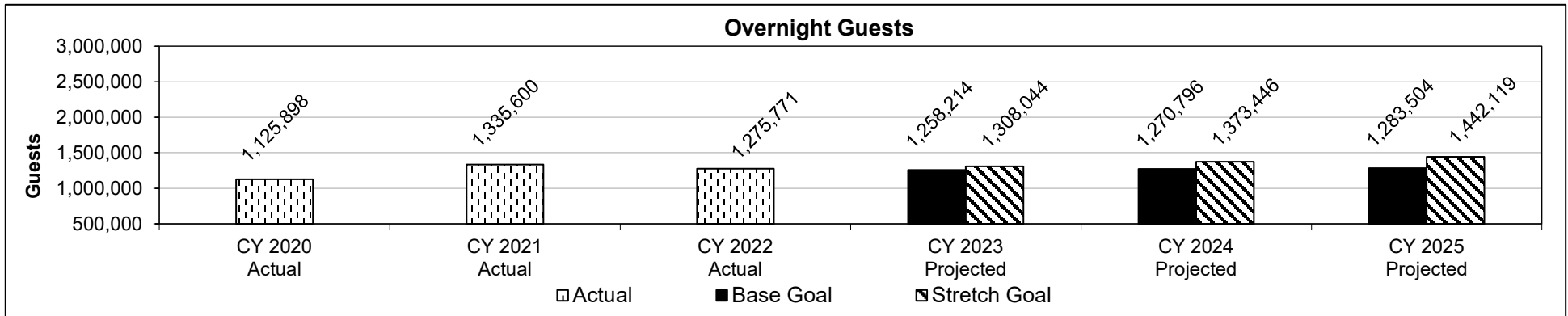
Department of Natural Resources

HB Section(s): 6.360

Missouri State Parks

Program is found in the following core budget(s): Missouri State Parks

2c. Provide a measure(s) of the program's impact.



Data includes camping, lodging, and group camps. CY 2021 experienced historically high camping and lodging usage. Calendar year 2022 saw a slight decline in overnight guests as anticipated.

Base Goal is the average of 3 year actuals plus a 1% annual increase.

Stretch Goal is the average of 3 year actuals plus a 5% annual increase.

PROGRAM DESCRIPTION

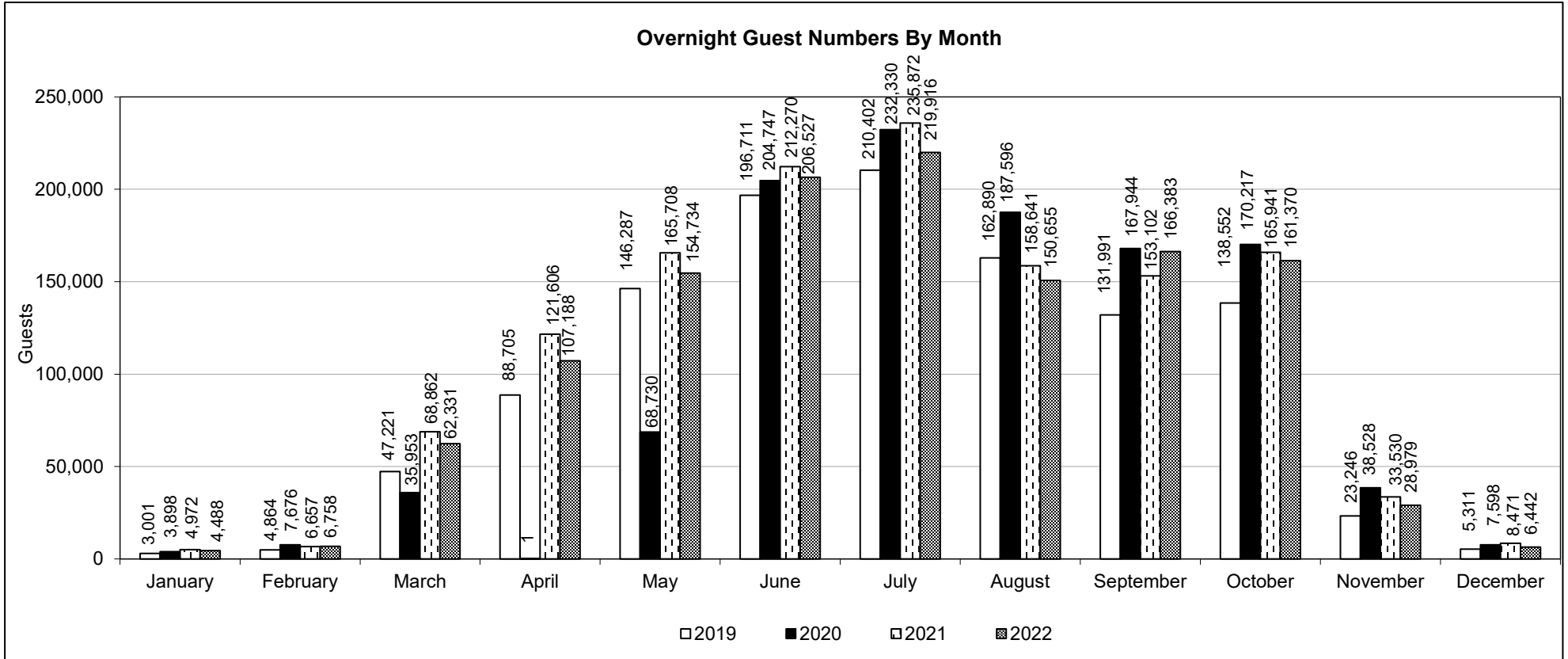
Department of Natural Resources

HB Section(s): 6.360

Missouri State Parks

Program is found in the following core budget(s): Missouri State Parks

2c. Provide a measure(s) of the program's impact (continued).



The number of overnight guests in Missouri State Parks have recorded historic numbers for camping and lodging for second half of CY 2020 and all of CY 2021. CY 2022 saw a slight decline in number of overnight guests compared to those of CY 2021; however, CY 2022 is more representative of the historical average number of overnight guests.

PROGRAM DESCRIPTION

Department of Natural Resources

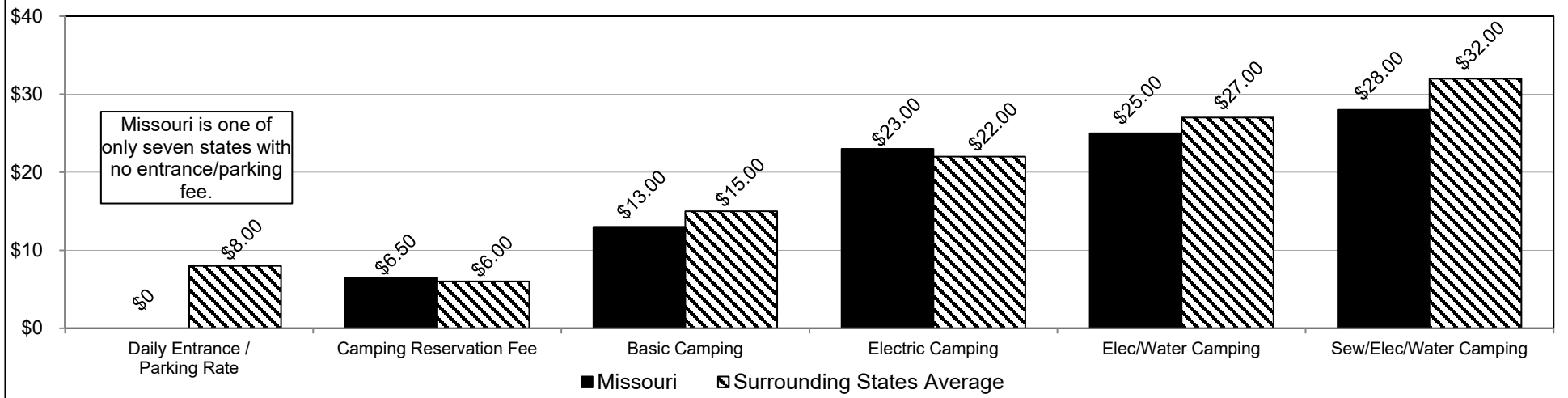
HB Section(s): 6.360

Missouri State Parks

Program is found in the following core budget(s): Missouri State Parks

2d. Provide a measure(s) of the program's efficiency.

State Park Rate Comparison



Surrounding states average includes Arkansas, Illinois, Iowa, Kansas, Kentucky, Nebraska, Oklahoma, and Tennessee. Rate comparison data for the 2022 camping season. Missouri is one of only seven state park systems where visitors are not required to pay a parking or entrance fee.

For the first time since 2003, MSP lowered their reservation fee. Beginning in 2022, web reservations are now \$6.50 and call center reservations are \$8.00, down from \$8.50.

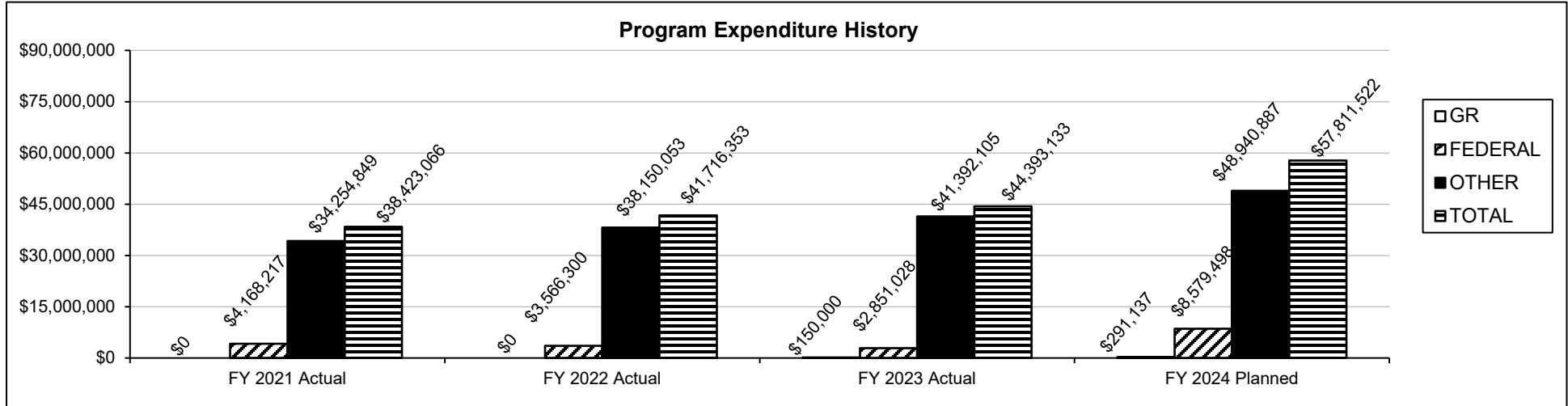
The cost of a two-night stay for an electric site at Missouri State Parks is \$52.50, which includes electric camping rate and web reservation fee.

The average cost of a two-night stay for an electric site in the surrounding states is \$58, which includes electric camping rate, entrance rate, and camping reservation fee.

PROGRAM DESCRIPTION

Department of Natural Resources	HB Section(s): 6.360
Missouri State Parks	
Program is found in the following core budget(s): Missouri State Parks	

3. Provide actual expenditures for the prior three fiscal years and planned expenditures for the current fiscal year. (Note: Amounts do not include fringe benefit costs.)



Financial data includes operating and pass-through appropriations. In many cases, pass-through appropriation has been provided to allow for encumbrance and payment of our commitments, which often span multiple fiscal years causing high unexpended balances. Not included in the data above is appropriation authority of \$27,400,000 for Outdoor Recreation Grants encumbrance purposes only which must lapse. FY 2024 Planned is shown at full appropriation.

4. What are the sources of the "Other " funds?

State Park Earnings Fund (0415); Cost Allocation Fund (0500); Parks Sales Tax Fund (0613); Meramec-Onondaga State Parks Fund (0698); Rock Island Trail State Park Endowment Fund (0908); and Babler State Park Fund (0911)

PROGRAM DESCRIPTION

Department of Natural Resources	HB Section(s): <u>6.360</u>																	
Missouri State Parks																		
Program is found in the following core budget(s): Missouri State Parks																		
<p>5. What is the authorization for this program, i.e., federal or state statute, etc.? (Include the federal program number, if applicable.)</p> <table style="width: 100%;"> <tr> <td style="width: 60%;"> Chapter 253, RSMo Missouri Constitution, Article IV, Sections 47(a)(b)(c) Chapter 258, RSMo Section 6, Land and Water Conservation Fund Act of 1965, as amended (16 USC 4601-4 et seq.) FAST Act Section 1109(b)(7), amending 23 USC 133(h) </td> <td style="width: 40%;"> State Parks and Historic Preservation Sales and Use Tax Levied for State Parks Outdoor Recreation Land and Water Conservation Fund (LWCF) Recreational Trails Program (RTP) </td> </tr> </table> <p>6. Are there federal matching requirements? If yes, please explain.</p> <table style="width: 100%;"> <tr> <td style="width: 35%;">Land and Water Conservation Fund Grant</td> <td style="width: 25%;">50% State/Local</td> <td style="width: 40%;"></td> </tr> <tr> <td>Recreational Trails Program</td> <td>20% State/Local</td> <td></td> </tr> </table> <p>The division applies for various small grants throughout the fiscal year (matching requirements vary by grant). Current grants are as follows:</p> <table style="width: 100%;"> <tr> <td style="width: 35%;">Missouri Bird Conservation Initiative Grants</td> <td style="width: 25%;">50% State</td> <td style="width: 40%;"></td> </tr> <tr> <td>United States Army Corp of Engineer Grants</td> <td>100% Federal</td> <td></td> </tr> <tr> <td>Institute of Museum and Library Services</td> <td>50% State</td> <td></td> </tr> </table> <p>7. Is this a federally mandated program? If yes, please explain.</p> <p>The department administers the Land and Water Conservation Fund (LWCF) on behalf of the National Park Service and the Recreational Trails Program (RTP) on behalf of the Federal Highway Administration.</p>		Chapter 253, RSMo Missouri Constitution, Article IV, Sections 47(a)(b)(c) Chapter 258, RSMo Section 6, Land and Water Conservation Fund Act of 1965, as amended (16 USC 4601-4 et seq.) FAST Act Section 1109(b)(7), amending 23 USC 133(h)	State Parks and Historic Preservation Sales and Use Tax Levied for State Parks Outdoor Recreation Land and Water Conservation Fund (LWCF) Recreational Trails Program (RTP)	Land and Water Conservation Fund Grant	50% State/Local		Recreational Trails Program	20% State/Local		Missouri Bird Conservation Initiative Grants	50% State		United States Army Corp of Engineer Grants	100% Federal		Institute of Museum and Library Services	50% State	
Chapter 253, RSMo Missouri Constitution, Article IV, Sections 47(a)(b)(c) Chapter 258, RSMo Section 6, Land and Water Conservation Fund Act of 1965, as amended (16 USC 4601-4 et seq.) FAST Act Section 1109(b)(7), amending 23 USC 133(h)	State Parks and Historic Preservation Sales and Use Tax Levied for State Parks Outdoor Recreation Land and Water Conservation Fund (LWCF) Recreational Trails Program (RTP)																	
Land and Water Conservation Fund Grant	50% State/Local																	
Recreational Trails Program	20% State/Local																	
Missouri Bird Conservation Initiative Grants	50% State																	
United States Army Corp of Engineer Grants	100% Federal																	
Institute of Museum and Library Services	50% State																	

NEW DECISION ITEM									
RANK: 021					OF 031				
Department of Natural Resources					Budget Unit 78415C				
Missouri State Parks									
Missouri State Parks Continued Operations DI# 1780017					HB Section 6.360				
1. AMOUNT OF REQUEST									
FY 2025 Budget Request					FY 2025 Governor's Recommendation				
	GR	Federal	Other	Total		GR	Federal	Other	Total
PS	0	0	0	0	PS	0	0	0	0
EE	0	0	637,263	637,263	EE	0	0	0	0
PSD	0	0	0	0	PSD	0	0	0	0
TRF	0	0	0	0	TRF	0	0	0	0
Total	0	0	637,263	637,263	Total	0	0	0	0
FTE	0.00	0.00	0.00	0.00	FTE	0.00	0.00	0.00	0.00
Est. Fringe	0	0	0	0	Est. Fringe	0	0	0	0
Note: Fringes budgeted in House Bill 5 except for certain fringes budgeted directly to MoDOT, Highway Patrol, and Conservation.					Note: Fringes budgeted in House Bill 5 except for certain fringes budgeted directly to MoDOT, Highway Patrol, and Conservation.				
Other Funds: State Park Earnings Fund (0415), Parks Sales Tax Fund (0613)									
Non-Counts: Not applicable									
2. THIS REQUEST CAN BE CATEGORIZED AS:									
New Legislation		New Program		Fund Switch					
Federal Mandate		Program Expansion		X Cost to Continue					
GR Pick-Up		Space Request		Equipment Replacement					
Pay Plan		Other:							

NEW DECISION ITEM					
RANK: 021		OF 031			
Department of Natural Resources			Budget Unit 78415C		
Missouri State Parks					
Missouri State Parks Continued Operations		DI# 1780017	HB Section 6.360		
3. WHY IS THIS FUNDING NEEDED? PROVIDE AN EXPLANATION FOR ITEMS CHECKED IN #2. INCLUDE THE FEDERAL OR STATE STATUTORY OR CONSTITUTIONAL AUTHORIZATION FOR THIS PROGRAM.					
<p>Missouri State Parks operates and maintains 93 state parks and historic sites. This request for additional authority will allow for the continued support of our park system and its operations.</p> <p>Since 2012, ten parks/sites have been added to the system with very minimal increase to the division's operating authority. The additional \$637,263 will allow the department to continue to carry out mission critical operations and provide visitors with meaningful experiences.</p> <p>The cost of utilities and fuel has continued to rise, and the operations of the state park system have been greatly impacted. The additional authority will help offset increased fuel prices and utility rates, as well as account for the anticipated utility costs of the revenue bond projects currently being constructed.</p> <p><i>Chapter 253, RSMo, State Parks and Historic Preservation</i></p>					
4. DESCRIBE THE DETAILED ASSUMPTIONS USED TO DERIVE THE SPECIFIC REQUESTED AMOUNT. (How did you determine that the requested number of FTE were appropriate? From what source or standard did you derive the requested levels of funding? Were alternatives such as outsourcing or automation considered? If based on new legislation, does request tie to TAFP fiscal note? If not, explain why. Detail which portions of the request are one-times and how those amounts were calculated.)					
<p>The cost of utilities continue to increase. Missouri State Parks (MSP) experienced an average 4% increase over the last three years. Approximately \$3 million is spent, on average, for utilities in Missouri State Parks. Anticipated utility costs for revenue bond projects are also factored into the department's request.</p> <p>Average fuel prices in Missouri increased by 32% in FY 2022, costing MSP an additional \$250,000, on average, over the last three fiscal years. Missouri State Parks expends nearly \$1 million annually on fuel, based on the last three fiscal years (FY 2021 to FY 2023.)</p>					
Expense	Average Annual Expenditures	Average Operational Increases		Anticipated Utility Cost for New Facilities	Total Increase
Utilities	\$ 2,882,854	4%	\$ 115,314	\$ 316,827	\$ 432,141
Fuel	\$ 891,833	23%	\$ 205,122		\$ 205,122
Total					\$ 637,263

NEW DECISION ITEM									
RANK: 021 OF 031									
Department of Natural Resources				Budget Unit 78415C					
Missouri State Parks									
Missouri State Parks Continued Operations				DI# 1780017		HB Section 6.360			
5. BREAK DOWN THE REQUEST BY BUDGET OBJECT CLASS, JOB CLASS, AND FUND SOURCE. IDENTIFY ONE-TIME COSTS.									
Budget Object Class/Job Class	Dept Req GR DOLLARS	Dept Req GR FTE	Dept Req FED DOLLARS	Dept Req FED FTE	Dept Req OTHER DOLLARS	Dept Req OTHER FTE	Dept Req TOTAL DOLLARS	Dept Req TOTAL FTE	Dept Req One-Time DOLLARS
Total PS	0	0.0	0	0.0	0	0.0	0	0.0	0
180 / Fuel & Utilities					637,263		637,263		
Total EE	0		0		637,263		637,263		0
Total PSD	0		0		0		0		0
Transfers							0		
Total TRF	0		0		0		0		0
Grand Total	0	0.0	0	0.0	637,263	0.0	637,263	0.0	0
Budget Object Class/Job Class	Gov Rec GR DOLLARS	Gov Rec GR FTE	Gov Rec FED DOLLARS	Gov Rec FED FTE	Gov Rec OTHER DOLLARS	Gov Rec OTHER FTE	Gov Rec TOTAL DOLLARS	Gov Rec TOTAL FTE	Gov Rec One-Time DOLLARS
Total PS	0	0.0	0	0.0	0	0.0	0	0.0	0
Total EE	0		0		0		0		0
Total PSD	0		0		0		0		0
Total TRF	0		0		0		0		0
Grand Total	0	0.0	0	0.0	0	0.0	0	0.0	0

NEW DECISION ITEM
RANK: 021 OF 031

Department of Natural Resources	Budget Unit 78415C
Missouri State Parks	
Missouri State Parks Continued Operations	DI# 1780017
	HB Section 6.360

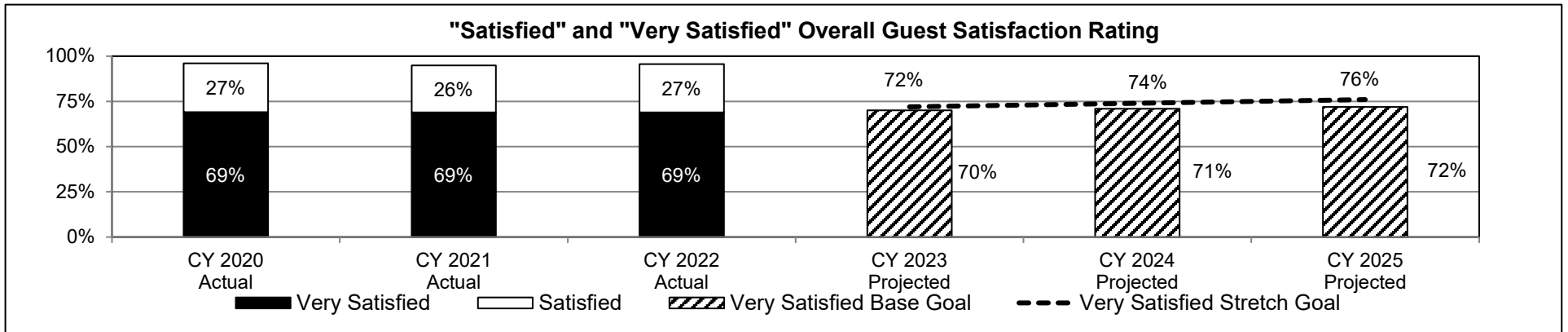
6. PERFORMANCE MEASURES (If new decision item has an associated core, separately identify projected performance with & without additional funding.)

6a. Provide an activity measure(s) for the program.

With this additional authority, the division would ensure we continue to offer a full range of services and programs to our visitors.

6b. Provide a measure(s) of the program's quality.

Guest satisfaction is important to the division and is an indicator of the quality of our service.



Data based on "Satisfied" and "Very Satisfied" overall satisfaction rating on Guest Comment Cards and Guest Experience Responses submitted to us from Missouri State Park guests. In CY 2020, in an effort to use technology to better capture our customer feedback, MSP implemented a new online system (Guest Experience) for customers to submit satisfaction surveys and comments.

Overall total satisfaction rating was 96% for CY 2020, 95% for CY 2021 and 96% for CY 2022.

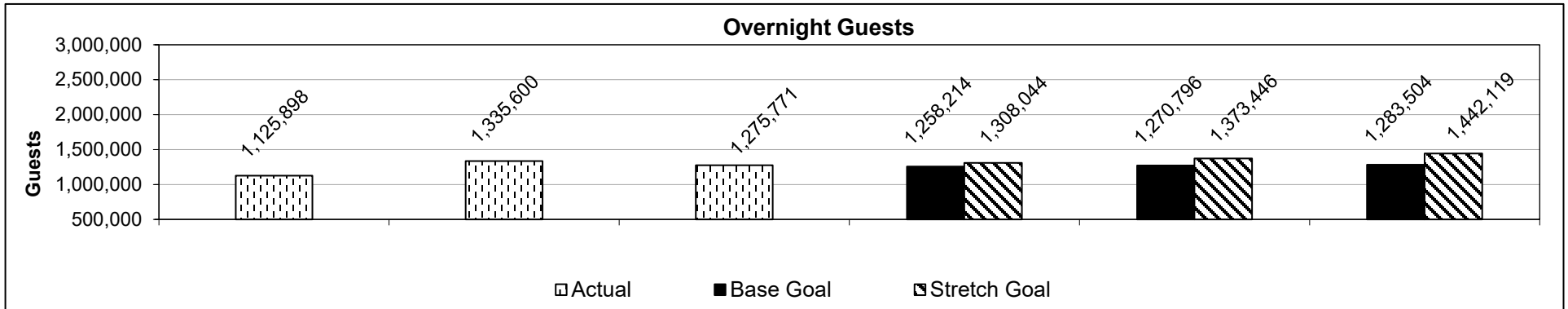
NEW DECISION ITEM
RANK: 021 OF 031

Department of Natural Resources	Budget Unit 78415C
Missouri State Parks	
Missouri State Parks Continued Operations	HB Section 6.360
DI# 1780017	

6. PERFORMANCE MEASURES (If new decision item has an associated core, separately identify projected performance with & without additional funding.)

6c. Provide a measure(s) of the program's impact.

Missouri State Parks continues to see an increase in visitors and overnight guests. In 2022, Missouri State Parks saw nearly 20 million visitors to our state parks and historic sites. As shown below, nearly 1.3 million guests stayed overnight in a Missouri State Park facility.



6d. Provide a measure(s) of the program's efficiency.

Missouri State Parks continues to make every effort to be good stewards of the funds appropriated. With the new revenue bond facilities currently being constructed, efforts are being made to ensure energy efficiency is considered.

7. STRATEGIES TO ACHIEVE THE PERFORMANCE MEASUREMENT TARGETS:

Request additional authority to assist with increasing fuel and utilities expense for Missouri State Park operations.

Department of Natural Resources

DECISION ITEM DETAIL

Budget Unit	FY 2023	FY 2023	FY 2024	FY 2024	FY 2025	FY 2025	*****	*****
Decision Item	ACTUAL	ACTUAL	BUDGET	BUDGET	DEPT REQ	DEPT REQ	SECURED	SECURED
Budget Object Class	DOLLAR	FTE	DOLLAR	FTE	DOLLAR	FTE	COLUMN	COLUMN
STATE PARKS OPERATION								
MSP Continued Operations - 1780017								
FUEL & UTILITIES	0	0.00	0	0.00	637,263	0.00	0	0.00
TOTAL - EE	0	0.00	0	0.00	637,263	0.00	0	0.00
GRAND TOTAL	\$0	0.00	\$0	0.00	\$637,263	0.00	\$0	0.00
GENERAL REVENUE	\$0	0.00	\$0	0.00	\$0	0.00		0.00
FEDERAL FUNDS	\$0	0.00	\$0	0.00	\$0	0.00		0.00
OTHER FUNDS	\$0	0.00	\$0	0.00	\$637,263	0.00		0.00

NEW DECISION ITEM
RANK: 022 OF 031

Department of Natural Resources	Budget Unit <u>78415C</u>
Missouri State Parks	
Missouri State Parks Ranger Staffing Request	HB Section <u>6.360</u>
DI# <u>1780018</u>	

1. AMOUNT OF REQUEST

	FY 2025 Budget Request			
	GR	Federal	Other	Total
PS	0	0	165,264	165,264
EE	0	0	335,610	335,610
PSD	0	0	0	0
TRF	0	0	0	0
Total	<u>0</u>	<u>0</u>	<u>500,874</u>	<u>500,874</u>
FTE	0.00	0.00	3.00	3.00

Est. Fringe	<u>0</u>	<u>0</u>	<u>100,861</u>	<u>100,861</u>
--------------------	----------	----------	----------------	----------------

Note: Fringes budgeted in House Bill 5 except for certain fringes budgeted directly to MoDOT, Highway Patrol, and Conservation.

Other Funds: Parks Sales Tax Fund (0613)
Non-Counts: Not Applicable

	FY 2025 Governor's Recommendation			
	GR	Federal	Other	Total
PS	0	0	0	0
EE	0	0	0	0
PSD	0	0	0	0
TRF	0	0	0	0
Total	<u>0</u>	<u>0</u>	<u>0</u>	<u>0</u>
FTE	0.00	0.00	0.00	0.00

Est. Fringe	<u>0</u>	<u>0</u>	<u>0</u>	<u>0</u>
--------------------	----------	----------	----------	----------

Note: Fringes budgeted in House Bill 5 except for certain fringes budgeted directly to MoDOT, Highway Patrol, and Conservation.

2. THIS REQUEST CAN BE CATEGORIZED AS:

<input type="checkbox"/> New Legislation	<input type="checkbox"/> New Program	<input type="checkbox"/> Fund Switch
<input type="checkbox"/> Federal Mandate	<input checked="" type="checkbox"/> Program Expansion	<input type="checkbox"/> Cost to Continue
<input type="checkbox"/> GR Pick-Up	<input type="checkbox"/> Space Request	<input type="checkbox"/> Equipment Replacement
<input type="checkbox"/> Pay Plan	<input type="checkbox"/> Other: _____	

NEW DECISION ITEM
RANK: 022 OF 031

Department of Natural Resources	Budget Unit 78415C
Missouri State Parks	
Missouri State Parks Ranger Staffing Request	DI# 1780018
	HB Section 6.360

3. WHY IS THIS FUNDING NEEDED? PROVIDE AN EXPLANATION FOR ITEMS CHECKED IN #2. INCLUDE THE FEDERAL OR STATE STATUTORY OR CONSTITUTIONAL AUTHORIZATION FOR THIS PROGRAM.

This request for additional operating authority, full-time equivalents (FTE), and three ranger vehicles will allow for the continued safety of our park system and its operations. Missouri State Parks (MSP) operates and maintains 93 state parks and historic sites and saw nearly 20 million visitors in 2022. Since 2012, ten parks/sites have been added to the system with minimal increase to the Missouri State Parks Ranger Program. In the FY 2023 budget, Missouri State Parks received two additional FTE to assist with coverage of Rock Island State Park. This brought the total Ranger Program to 47 FTE. The additional \$500,874 and three FTE will allow the department to continue to carry out mission critical operations and provide visitors with meaningful experiences while protecting and serving Missouri State Parks visitors and the people within those local communities. Missouri State Park Rangers provide assistance to other city and county agencies when needed.

Park Rangers and corresponding command staff are required to obtain extensive training as outlined in Chapter 590 RSMo, and are held to standards equal to those of all other state law enforcement.

Additionally:

Section 253.065, RSMo. grants Missouri State Park Rangers the same powers as other peace officers to maintain order, preserve the peace and make arrests for violations of law on all land under the jurisdiction and control of the director and on all state and county highways within the boundaries of state parks.

As licenced peace officers, rangers must be POST certified (Missouri Department of Public Safety's Peace Officer Standards and Training Program), Section 590.030, RSMo.

4. DESCRIBE THE DETAILED ASSUMPTIONS USED TO DERIVE THE SPECIFIC REQUESTED AMOUNT. (How did you determine that the requested number of FTE were appropriate? From what source or standard did you derive the requested levels of funding? Were alternatives such as outsourcing or automation considered? If based on new legislation, does request tie to TAFP fiscal note? If not, explain why. Detail which portions of the request are one-times and how those amounts were calculated.)

With the additional 10 facilities added to the park system since 2012, rangers are patrolling larger areas, traveling more miles, and available for emergency responses 24/7 in a wider range of areas. Rangers are responding to higher volumes of violence, car accidents, park disturbances involving armed subjects, etc.

* Other one-time expenses include (for example): standard ranger vehicle equipment add-ons (and installation), laptop, radio, repeater, weapons, gear, etc

Request Items	Number of Positions and Expenses	Amount
Park Rangers FTE and Salaries	3	165,264
Other Operating Expense & Equipment		18,000
Vehicles - One-Time Expense	3	180,000
Other One-Time Expenses *		137,610
Total:		\$ 500,874

NEW DECISION ITEM

RANK: 022 OF 031

Department of Natural Resources				Budget Unit		78415C			
Missouri State Parks									
Missouri State Parks Ranger Staffing Request		DI# 1780018		HB Section		6.360			
5. BREAK DOWN THE REQUEST BY BUDGET OBJECT CLASS, JOB CLASS, AND FUND SOURCE. IDENTIFY ONE-TIME COSTS.									
	Dept Req	Dept Req	Dept Req	Dept Req	Dept Req	Dept Req	Dept Req	Dept Req	Dept Req
	GR	GR	FED	FED	OTHER	OTHER	TOTAL	TOTAL	One-Time
Budget Object Class/Job Class	DOLLARS	FTE	DOLLARS	FTE	DOLLARS	FTE	DOLLARS	FTE	DOLLARS
17PE20/Park Ranger					165,264	3.00	165,264	3.00	
Total PS	0	0.00	0	0.00	165,264	3.00	165,264	3.00	0
140/In-State Travel					3,000		3,000		
190/Supplies					12,000		12,000		
320/Professional Development					1,500		1,500		
340/Communication Srv & Supp					1,500		1,500		
480/Computer Equipment					17,775		17,775		17,775
590/Other Equipment					119,835		119,835		119,835
560/Motorized Equipment - Vehicles					180,000		180,000		180,000
Total EE	0		0		335,610		335,610		317,610
							0		
Total PSD	0		0		0		0		0
							0		
Total TRF	0		0		0		0		0
Grand Total	0	0.00	0	0.00	500,874	3.00	500,874	3.00	317,610

NEW DECISION ITEM
RANK: 022 OF 031

Department of Natural Resources			Budget Unit 78415C						
Missouri State Parks									
Missouri State Parks Ranger Staffing Request			DI# 1780018						
			HB Section 6.360						
5. BREAK DOWN THE REQUEST BY BUDGET OBJECT CLASS, JOB CLASS, AND FUND SOURCE. IDENTIFY ONE-TIME COSTS. (continued)									
	Gov Rec	Gov Rec	Gov Rec	Gov Rec	Gov Rec	Gov Rec	Gov Rec	Gov Rec	Gov Rec
	GR	GR	FED	FED	OTHER	OTHER	TOTAL	TOTAL	One-Time
Budget Object Class/Job Class	DOLLARS	FTE	DOLLARS	FTE	DOLLARS	FTE	DOLLARS	FTE	DOLLARS
							0	0.00	
Total PS	0	0.00	0	0.00	0	0.00	0	0.00	0
							0		
Total EE	0		0		0		0		0
Program Distributions							0		
Total PSD	0		0		0		0		0
Transfers							0		
Total TRF	0		0		0		0		0
Grand Total	0	0.00	0	0.00	0	0.00	0	0.00	0

NEW DECISION ITEM
RANK: 022 OF 031

Department of Natural Resources	Budget Unit <u>78415C</u>
Missouri State Parks	
Missouri State Parks Ranger Staffing Request	HB Section <u>6.360</u>
DI# <u>1780018</u>	

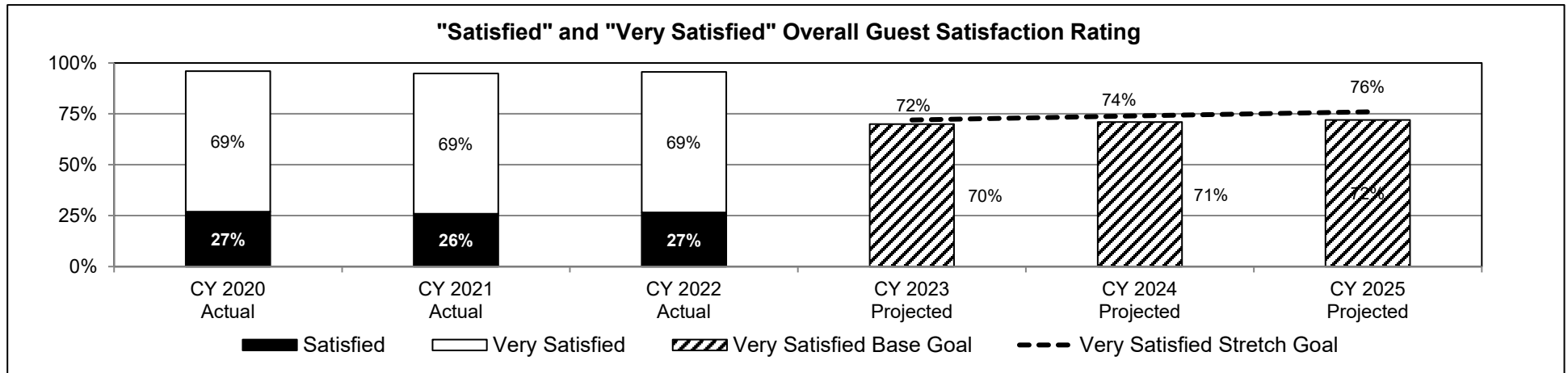
6. PERFORMANCE MEASURES (If new decision item has an associated core, separately identify projected performance with & without additional funding.)

6a. Provide an activity measure(s) for the program.

Increased patrol for higher volume violence rates and larger area of coverage.

6b. Provide a measure(s) of the program's quality.

Visitors consistently feel safer in state parks with the presence of State Park Rangers. The graph below depicts overall Guest satisfaction.



Data based on "Satisfied" and "Very Satisfied" overall satisfaction rating on Guest Comment Cards and Guest Experience Responses submitted to us from Missouri State Park guests. In CY 2020, in an effort to use technology to better capture our customer feedback, MSP implemented a new online system (Guest Experience) for customers to submit satisfaction surveys and comments.

Overall total satisfaction rating was 96% for CY 2020, 95% for CY 2021 and 96% for CY 2022.

NEW DECISION ITEM
RANK: 022 OF 031

Department of Natural Resources	Budget Unit <u>78415C</u>
Missouri State Parks	
Missouri State Parks Ranger Staffing Request DI# 1780018	HB Section <u>6.360</u>

6. PERFORMANCE MEASURES (If new decision item has an associated core, separately identify projected performance with & without additional funding.) (continued)

6c. Provide a measure(s) of the program's impact.

Increased ranger coverage can impact the retention of staff, by individual staff traveling less, being closer to home, and increasing overall employee satisfaction, thereby leading to less turnover.

Position Title	Average years of service
Park Ranger	4*
Park Ranger Corporal	11
Sergeant	12
All Park Ranger Team Members	11

* Ten of the current 26 Park Rangers have less than one year of service

6d. Provide a measure(s) of the program's efficiency.

Efficiencies are gained by increased patrols completed and the number of miles traveled by individual rangers. Additional staff will also allow for a safer environment.

7. STRATEGIES TO ACHIEVE THE PERFORMANCE MEASUREMENT TARGETS:

To achieve the performance measure targets, MSP will recruit and hire the rangers and reassess coverage areas.

Department of Natural Resources

DECISION ITEM DETAIL

Budget Unit	FY 2023	FY 2023	FY 2024	FY 2024	FY 2025	FY 2025	*****	*****
Decision Item	ACTUAL	ACTUAL	BUDGET	BUDGET	DEPT REQ	DEPT REQ	SECURED	SECURED
Budget Object Class	DOLLAR	FTE	DOLLAR	FTE	DOLLAR	FTE	COLUMN	COLUMN
STATE PARKS OPERATION								
Ranger Staffing - 1780018								
PARK RANGER	0	0.00	0	0.00	165,264	3.00	0	0.00
TOTAL - PS	0	0.00	0	0.00	165,264	3.00	0	0.00
TRAVEL, IN-STATE	0	0.00	0	0.00	3,000	0.00	0	0.00
SUPPLIES	0	0.00	0	0.00	12,000	0.00	0	0.00
PROFESSIONAL DEVELOPMENT	0	0.00	0	0.00	1,500	0.00	0	0.00
COMMUNICATION SERV & SUPP	0	0.00	0	0.00	1,500	0.00	0	0.00
COMPUTER EQUIPMENT	0	0.00	0	0.00	17,775	0.00	0	0.00
MOTORIZED EQUIPMENT	0	0.00	0	0.00	180,000	0.00	0	0.00
OTHER EQUIPMENT	0	0.00	0	0.00	119,835	0.00	0	0.00
TOTAL - EE	0	0.00	0	0.00	335,610	0.00	0	0.00
GRAND TOTAL	\$0	0.00	\$0	0.00	\$500,874	3.00	\$0	0.00
GENERAL REVENUE	\$0	0.00	\$0	0.00	\$0	0.00		0.00
FEDERAL FUNDS	\$0	0.00	\$0	0.00	\$0	0.00		0.00
OTHER FUNDS	\$0	0.00	\$0	0.00	\$500,874	3.00		0.00

NEW DECISION ITEM

RANK: 025 OF 031

Department of Natural Resources	Budget Unit <u>78415C</u>
Missouri State Parks	
Land and Water Conservation Grant Operations DI# 1780021	HB Section <u>6.360</u>

1. AMOUNT OF REQUEST

FY 2025 Budget Request				
	GR	Federal	Other	Total
PS	0	108,351	0	108,351
EE	0	91,502	0	91,502
PSD	0	0	0	0
TRF	0	0	0	0
Total	0	199,853	0	199,853
FTE	0.00	2.00	0.00	2.00

Est. Fringe	<u>0</u>	<u>66,127</u>	<u>0</u>	<u>66,127</u>
--------------------	----------	---------------	----------	---------------

Note: Fringes budgeted in House Bill 5 except for certain fringes budgeted directly to MoDOT, Highway Patrol, and Conservation.

Other Funds: Not applicable

Non-Counts: Not applicable

FY 2025 Governor's Recommendation				
	GR	Federal	Other	Total
PS	0	0	0	0
EE	0	0	0	0
PSD	0	0	0	0
TRF	0	0	0	0
Total	0	0	0	0
FTE	0.00	0.00	0.00	0.00

Est. Fringe	<u>0</u>	<u>0</u>	<u>0</u>	<u>0</u>
--------------------	----------	----------	----------	----------

Note: Fringes budgeted in House Bill 5 except for certain fringes budgeted directly to MoDOT, Highway Patrol, and Conservation.

2. THIS REQUEST CAN BE CATEGORIZED AS:

<input type="checkbox"/> New Legislation	<input type="checkbox"/> New Program	<input type="checkbox"/> Fund Switch
<input type="checkbox"/> Federal Mandate	<input checked="" type="checkbox"/> Program Expansion	<input type="checkbox"/> Cost to Continue
<input type="checkbox"/> GR Pick-Up	<input type="checkbox"/> Space Request	<input type="checkbox"/> Equipment Replacement
<input type="checkbox"/> Pay Plan	<input type="checkbox"/> Other: _____	

NEW DECISION ITEM

RANK: 025 OF 031

Department of Natural Resources	Budget Unit <u>78415C</u>
Missouri State Parks	
Land and Water Conservation Grant Operations DI# 1780021	HB Section <u>6.360</u>

3. WHY IS THIS FUNDING NEEDED? PROVIDE AN EXPLANATION FOR ITEMS CHECKED IN #2. INCLUDE THE FEDERAL OR STATE STATUTORY OR CONSTITUTIONAL AUTHORIZATION FOR THIS PROGRAM.

The current FFY 2023 federal budget includes language to provide for administrative grants to states and territories in an effort to administer the ever growing Land and Water Conservation Fund (LWCF) federal grant program. The National Park Service (NPS) within the Department of the Interior has reinstated the administrative grant which allows states to recover costs related to overseeing and managing the grant program.

The FFY 2023 Consolidated Appropriations Act, P.L. 117-328, included a provision fulfilling the president's request to allow the NPS to retain up to seven percent of the FFY 2023 State Conservation Grants funding to provide to states with 50:50 matching grants to support state administration of the LWCF State and Local Assistance (SLA) Program. The principal purpose of the LWCF administrative grant program is to support building and increasing state capacity to implement the LWCF program's requirements, which have grown with increased funding following passage of the Great American Outdoors Act in 2020. This request will allow the department to use the federal administrative funds to comply with currently unfunded federal mandates related to administration of the program.

The Land and Water Conservation Fund SLA Program is administered jointly by the NPS and the states, who carry out broad and essential program responsibilities including: statewide planning; project solicitation, selection, and submission; grant administration; and perpetual post-award oversight responsibilities. While the authority for the administrative grants is currently provided only for FFY 2023, the NPS is committed to continuing to request the authority in future years and work to permanently authorize this crucial authority and funding.

4. DESCRIBE THE DETAILED ASSUMPTIONS USED TO DERIVE THE SPECIFIC REQUESTED AMOUNT. (How did you determine that the requested number of FTE were appropriate? From what source or standard did you derive the requested levels of funding? Were alternatives such as outsourcing or automation considered? If based on new legislation, does request tie to TAFP fiscal note? If not, explain why. Detail which portions of the request are one-times and how those amounts were calculated.)

To ensure compliance with the LWCF State Assistance program, the department completed an evaluation to determine the amount of time it would take to inspect the more than 1,700 project sites on a five-year rotation and address any stewardship and non-compliance concerns, while also administering active grant projects.

It was determined two additional federal FTE are needed to fulfill the department's obligations for administering the grant program (the department will use existing other fund authority to meet the state's 50% match requirement). One of the positions will be used to satisfy the program's stewardship obligations, which include inspecting more than 1,700 project sites every five years to ensure the parks are open and available for public use, as well as developing GIS-based LWCF boundary maps to ensure compliance with the LWCF Act. A second position will be used to complete cultural survey requests for communities and agencies applying for LWCF grants, which will eliminate undue financial burden on the communities from having to contract for these services, and will have the added benefit of accelerating the federal approval process.

NEW DECISION ITEM
RANK: 025 OF 031

Department of Natural Resources			Budget Unit 78415C						
Missouri State Parks									
Land and Water Conservation Grant Operations		DI# 1780021	HB Section 6.360						
5. BREAK DOWN THE REQUEST BY BUDGET OBJECT CLASS, JOB CLASS, AND FUND SOURCE. IDENTIFY ONE-TIME COSTS.									
Budget Object Class/Job Class	Dept Req GR DOLLARS	Dept Req GR FTE	Dept Req FED DOLLARS	Dept Req FED FTE	Dept Req OTHER DOLLARS	Dept Req OTHER FTE	Dept Req TOTAL DOLLARS	Dept Req TOTAL FTE	Dept Req One-Time DOLLARS
11GR30/Grants Specialist			54,343	1.00			54,343	1.00	
11GR20/Grants Officer			54,008	1.00			54,008	1.00	
Total PS	0	0.00	108,351	2.00	0	0.00	108,351	2.00	0
140/Travel, In State			23,710				23,710		
190/Supplies			18,535				18,535		
320/Professional Development			26,000				26,000		
340/Communications Servs & Supplies			1,185				1,185		
430/M&R Services			1,700				1,700		
480/Computer Equipment			4,500				4,500		4,500
580/Office Equipment			15,872				15,872		15,872
Total EE	0		91,502		0		91,502		20,372
Program Distributions							0		
Total PSD	0		0		0		0		0
Transfers									
Total TRF	0		0		0		0		0
Grand Total	0	0.00	199,853	2.00	0	0.00	199,853	2.00	20,372

NEW DECISION ITEM
RANK: 025 OF 031

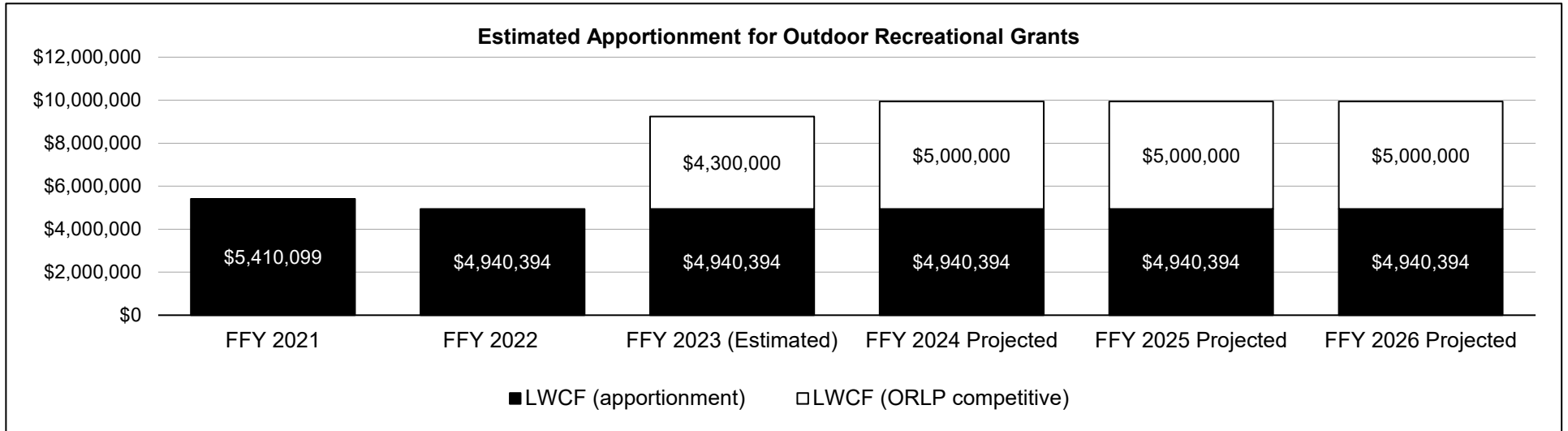
Department of Natural Resources			Budget Unit <u>78415C</u>						
Missouri State Parks									
Land and Water Conservation Grant Operations		DI# 1780021	HB Section <u>6.360</u>						
Budget Object Class/Job Class	Gov Rec GR DOLLARS	Gov Rec GR FTE	Gov Rec FED DOLLARS	Gov Rec FED FTE	Gov Rec OTHER DOLLARS	Gov Rec OTHER FTE	Gov Rec TOTAL DOLLARS	Gov Rec TOTAL FTE	Gov Rec One-Time DOLLARS
Total PS	<u>0</u>	<u>0.00</u>	<u>0</u>	<u>0.00</u>	<u>0</u>	<u>0.00</u>	<u>0</u>	<u>0.00</u>	<u>0</u>
Total EE	<u>0</u>		<u>0</u>		<u>0</u>		<u>0</u>		<u>0</u>
Program Distributions							<u>0</u>		
Total PSD	<u>0</u>		<u>0</u>		<u>0</u>		<u>0</u>		<u>0</u>
Transfers							<u>0</u>		
Total TRF	<u>0</u>		<u>0</u>		<u>0</u>		<u>0</u>		<u>0</u>
Grand Total	<u>0</u>	<u>0.00</u>	<u>0</u>	<u>0.00</u>	<u>0</u>	<u>0.00</u>	<u>0</u>	<u>0.00</u>	<u>0</u>

NEW DECISION ITEM
RANK: 025 OF 031

Department of Natural Resources	Budget Unit 78415C
Missouri State Parks	
Land and Water Conservation Grant Operations DI# 1780021	HB Section 6.360

6. PERFORMANCE MEASURES (If new decision item has an associated core, separately identify projected performance with & without additional funding.)

6a. Provide an activity measure(s) for the program.

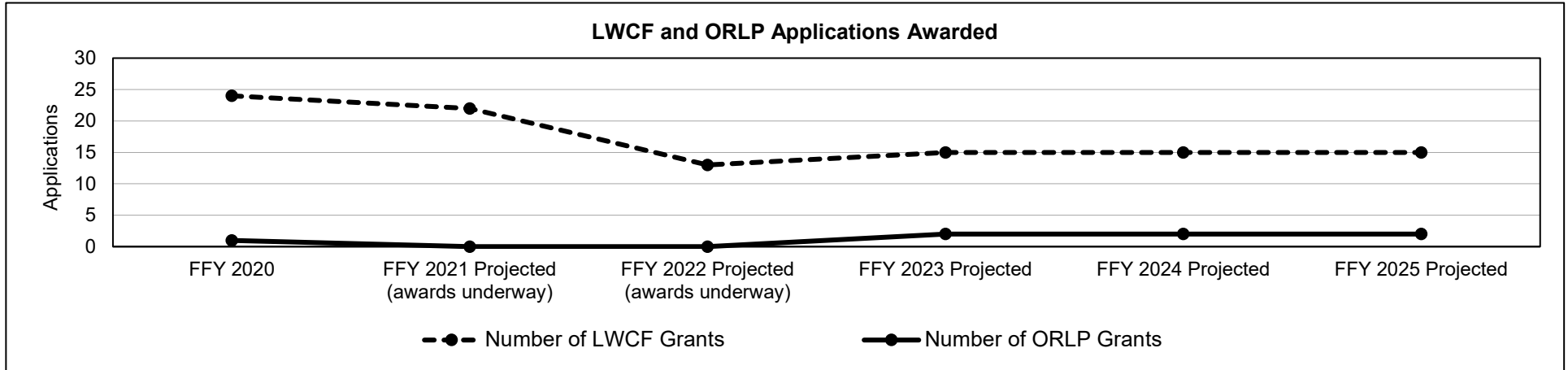


Increased personnel will allow the department to ensure that grant applications are successful and allow the department to apply for and secure additional federal grant funding of outdoor recreation projects for Missouri applicants. Pending LWCF projects have received preliminary National Park Service (NPS) approval and are awaiting formal award of funds.

LWCF = Land and Water Conservation Fund; ORLP = Outdoor Recreation Legacy Partnership

Department of Natural Resources	Budget Unit <u>78415C</u>
Missouri State Parks	
Land and Water Conservation Grant Operations	DI# <u>1780021</u>
	HB Section <u>6.360</u>

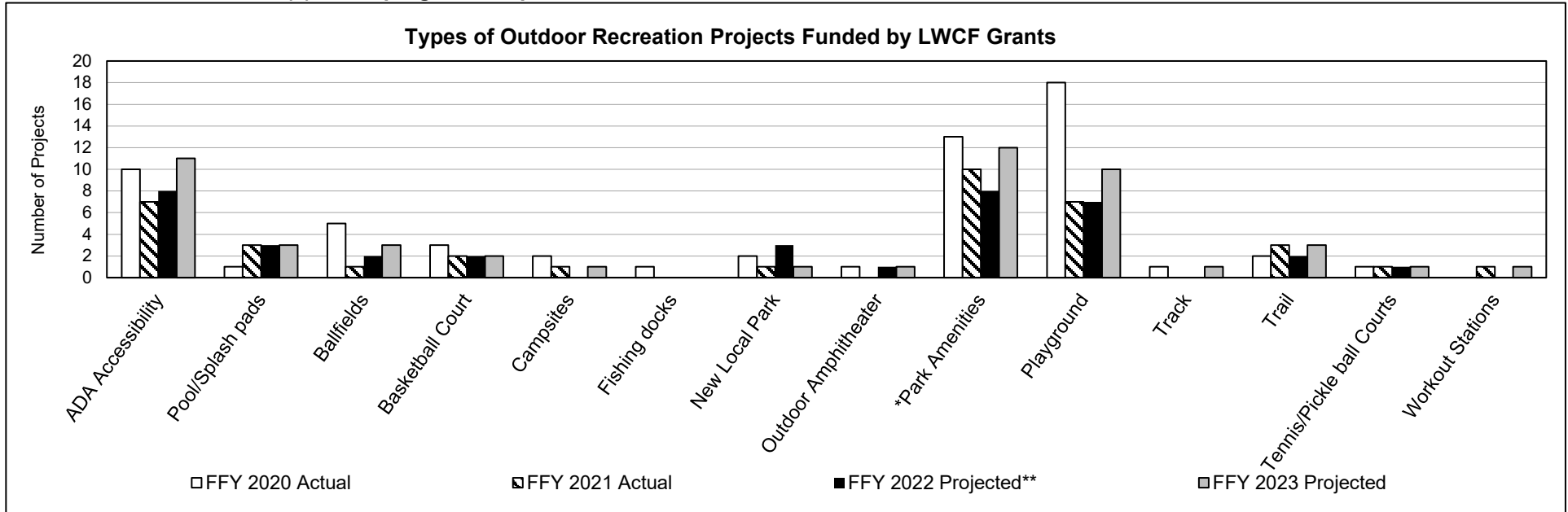
6b. Provide a measure(s) of the program's quality.



The department receives Land and Water Conservation Fund (LWCF) and Outdoor Recreation Legacy Partnership Program (ORLP) grants to help communities develop outdoor recreation opportunities. Total number of applications received far exceeds the annual funding available. Additionally, rising construction and material costs have seen a reciprocal increase in the grant amounts being requested. Consequently, the department is funding higher dollar projects which results in fewer overall projects being funded on an annual basis.

Department of Natural Resources	Budget Unit <u>78415C</u>
Missouri State Parks	
Land and Water Conservation Grant Operations	DI# <u>1780021</u>
	HB Section <u>6.360</u>

6c. Provide a measure(s) of the program's impact.



The department receives Land and Water Conservation Fund (LWCF) and Outdoor Recreation Legacy Partnership Program (ORLP) funds to help communities develop outdoor recreation opportunities in their area.

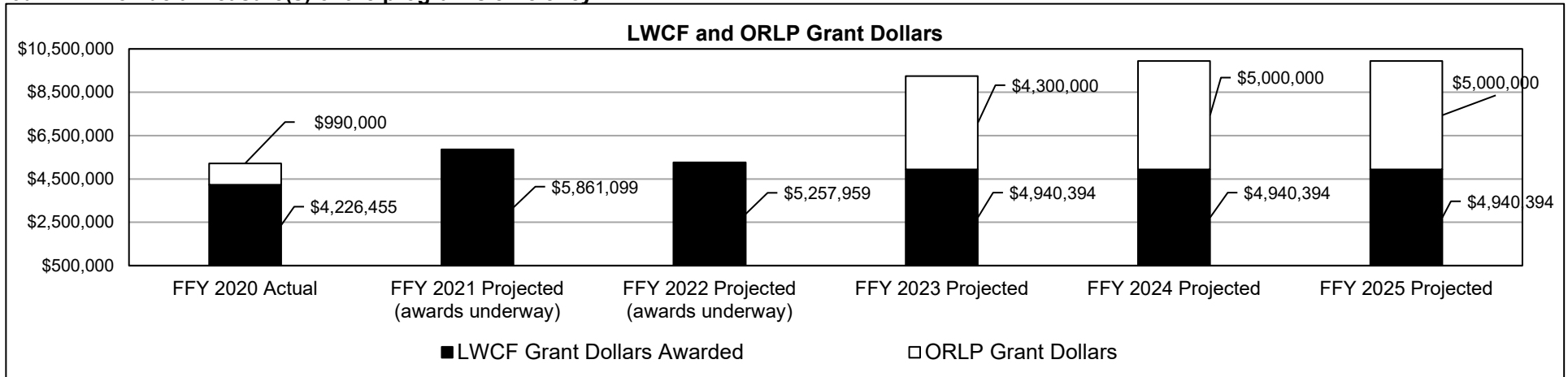
* Park amenities are a portion of most projects and may include projects like restrooms, parking, and water fountains.

**FFY 2022 Projected will be updated in October to actuals.

NEW DECISION ITEM
RANK: 025 OF 031

Department of Natural Resources	Budget Unit 78415C
Missouri State Parks	
Land and Water Conservation Grant Operations DI# 1780021	HB Section 6.360

6d. Provide a measure(s) of the program's efficiency.



The department receives funding for Land and Water Conservation Fund (LWCF) and Outdoor Recreation Legacy Partnership Program (ORLP) pass-through grant programs.

The department has submitted grant applications to the National Park Service (NPS) for all FFY 2021 and FFY 2022 grant funds. These awards are listed as underway due to the National Park Service (NPS) award approval process which can exceed 12 months.

7. STRATEGIES TO ACHIEVE THE PERFORMANCE MEASUREMENT TARGETS:

To apply for additional authority for National Park Service Land and Water Conservation Fund administrative grants and hire two new team members so MSP can oversee and manage the ever-growing grant program, and can adequately serve communities.

Department of Natural Resources

DECISION ITEM DETAIL

Budget Unit	FY 2023	FY 2023	FY 2024	FY 2024	FY 2025	FY 2025	*****	*****
Decision Item	ACTUAL	ACTUAL	BUDGET	BUDGET	DEPT REQ	DEPT REQ	SECURED	SECURED
Budget Object Class	DOLLAR	FTE	DOLLAR	FTE	DOLLAR	FTE	COLUMN	COLUMN
STATE PARKS OPERATION								
Land and Water Conser Grant Op - 1780021								
GRANTS OFFICER	0	0.00	0	0.00	54,008	1.00	0	0.00
GRANTS SPECIALIST	0	0.00	0	0.00	54,343	1.00	0	0.00
TOTAL - PS	0	0.00	0	0.00	108,351	2.00	0	0.00
TRAVEL, IN-STATE	0	0.00	0	0.00	23,710	0.00	0	0.00
SUPPLIES	0	0.00	0	0.00	18,535	0.00	0	0.00
PROFESSIONAL DEVELOPMENT	0	0.00	0	0.00	26,000	0.00	0	0.00
COMMUNICATION SERV & SUPP	0	0.00	0	0.00	1,185	0.00	0	0.00
M&R SERVICES	0	0.00	0	0.00	1,700	0.00	0	0.00
COMPUTER EQUIPMENT	0	0.00	0	0.00	4,500	0.00	0	0.00
OFFICE EQUIPMENT	0	0.00	0	0.00	15,872	0.00	0	0.00
TOTAL - EE	0	0.00	0	0.00	91,502	0.00	0	0.00
GRAND TOTAL	\$0	0.00	\$0	0.00	\$199,853	2.00	\$0	0.00
GENERAL REVENUE	\$0	0.00	\$0	0.00	\$0	0.00		0.00
FEDERAL FUNDS	\$0	0.00	\$0	0.00	\$199,853	2.00		0.00
OTHER FUNDS	\$0	0.00	\$0	0.00	\$0	0.00		0.00

NEW DECISION ITEM

RANK: 027 OF 031

Department of Natural Resources	Budget Unit <u>78415C</u>
Missouri State Parks	
St. Joe State Park - Operation and Maintenance	HB Section <u>6.360</u>
DI# <u>1780023</u>	

1. AMOUNT OF REQUEST

FY 2025 Budget Request					FY 2025 Governor's Recommendation				
	GR	Federal	Other	Total		GR	Federal	Other	Total
PS	0	0	43,460	43,460	PS	0	0	0	0
EE	0	0	432,000	432,000	EE	0	0	0	0
PSD	0	0	0	0	PSD	0	0	0	0
TRF	0	0	0	0	TRF	0	0	0	0
Total	<u>0</u>	<u>0</u>	<u>475,460</u>	<u>475,460</u>	Total	<u>0</u>	<u>0</u>	<u>0</u>	<u>0</u>
FTE	0.00	0.00	1.00	1.00	FTE	0.00	0.00	0.00	0.00

Est. Fringe	<u>0</u>	<u>0</u>	<u>26,524</u>	<u>26,524</u>
--------------------	----------	----------	---------------	---------------

Note: Fringes budgeted in House Bill 5 except for certain fringes budgeted directly to MoDOT, Highway Patrol, and Conservation.

Est. Fringe	<u>0</u>	<u>0</u>	<u>0</u>	<u>0</u>
--------------------	----------	----------	----------	----------

Note: Fringes budgeted in House Bill 5 except for certain fringes budgeted directly to MoDOT, Highway Patrol, and Conservation.

Other Funds: Parks Sales Tax Fund (0613)

Non-Counts: Not Applicable

2. THIS REQUEST CAN BE CATEGORIZED AS:

<input type="checkbox"/>	New Legislation	<input type="checkbox"/>	New Program	<input type="checkbox"/>	Fund Switch
<input checked="" type="checkbox"/>	Federal Mandate	<input type="checkbox"/>	Program Expansion	<input type="checkbox"/>	Cost to Continue
<input type="checkbox"/>	GR Pick-Up	<input type="checkbox"/>	Space Request	<input type="checkbox"/>	Equipment Replacement
<input type="checkbox"/>	Pay Plan	<input type="checkbox"/>	Other: _____		

NEW DECISION ITEM

RANK: 027 OF 031

Department of Natural Resources	Budget Unit <u>78415C</u>
Missouri State Parks	
St. Joe State Park - Operation and Maintenance DI# 1780023	HB Section <u>6.360</u>

3. WHY IS THIS FUNDING NEEDED? PROVIDE AN EXPLANATION FOR ITEMS CHECKED IN #2. INCLUDE THE FEDERAL OR STATE STATUTORY OR CONSTITUTIONAL AUTHORIZATION FOR THIS PROGRAM.

Missouri State Parks and the Doe Run Resources Corporation have been designated by U.S. Environmental Protection Agency (EPA) as responsible parties under Section 107(A) of the Comprehensive Environmental Response, Compensation and Liability Act of 1980, as amended, 42 U.S.C. Section 9607(a), for the Federal Tailings Pile Superfund Site located within St. Joe State Park.

Pursuant to a 2011 Administrative Settlement Agreement and Order on Consent, the parties undertook a removal action to address elevated lead levels at the site resulting from historic mining operations, and Missouri State Parks agreed to accept all responsibility for operation and maintenance once completed and accepted by EPA.

The work is now nearing completion, and Missouri State Parks is required to undertake extensive monitoring and maintenance of the trail network and the erosion control measures to prevent exposure to maximum level of lead allowed in recreational areas. This maintenance requires an annual purchase of a significant amount of aggregate (e.g. gravel) to cover the trail network as well as maintain the storm water control structures. The park would benefit greatly by having a road grader to effectively and properly maintain the site while still providing the recreational benefit to off-road vehicle users. The addition of a Specialized Trades Worker (Heavy Equipment Operator) would also assist with this effort and afford the additional labor to take on this responsibility.

4. DESCRIBE THE DETAILED ASSUMPTIONS USED TO DERIVE THE SPECIFIC REQUESTED AMOUNT. (How did you determine that the requested number of FTE were appropriate? From what source or standard did you derive the requested levels of funding? Were alternatives such as outsourcing or automation considered? If based on new legislation, does request tie to TAFP fiscal note? If not, explain why. Detail which portions of the request are one-times and how those amounts were calculated.)

Missouri State Parks is requesting 1.00 FTE, the purchase of a road grader, and ongoing operation and maintenance expenses:

PS, Equipment, Operations and Maintenance	
Specialized Trades Worker	\$43,460
Road Grader (one-time expense)	\$350,000
Professional Dev, Travel and Supplies	\$7,000
Operation and Maintenance	\$75,000
Total:	\$475,460

NEW DECISION ITEM

RANK: 027 OF 031

Department of Natural Resources			Budget Unit 78415C						
Missouri State Parks									
St. Joe State Park - Operation and Maintenance		DI# 1780023		HB Section 6.360					
5. BREAK DOWN THE REQUEST BY BUDGET OBJECT CLASS, JOB CLASS, AND FUND SOURCE. IDENTIFY ONE-TIME COSTS.									
Budget Object Class/Job Class	Dept Req GR DOLLARS	Dept Req GR FTE	Dept Req FED DOLLARS	Dept Req FED FTE	Dept Req OTHER DOLLARS	Dept Req OTHER FTE	Dept Req TOTAL DOLLARS	Dept Req TOTAL FTE	Dept Req One-Time DOLLARS
22ST20/Specialized Trades Worker					43,460	1.00	43,460	1.00	
Total PS	0	0.00	0	0.00	43,460	1.00	43,460	1.00	0
140/Travel, In-State					1,000		1,000		
190/Supplies					1,000		1,000		
190/Supplies (Other Repair & Maintenance Supplies)					75,000		75,000		
320/Professional Development					5,000		5,000		
560/Motorized Equipment					350,000		350,000		350,000
Total EE	0		0		432,000		432,000		350,000
Program Distributions							0		
Total PSD	0		0		0		0		0
Transfers									
Total TRF	0		0		0		0		0
Grand Total	0	0.00	0	0.00	475,460	1.00	475,460	1.00	350,000

NEW DECISION ITEM

RANK: 027 OF 031

Department of Natural Resources			Budget Unit 78415C						
Missouri State Parks									
St. Joe State Park - Operation and Maintenance		DI# 1780023		HB Section 6.360					
5. BREAK DOWN THE REQUEST BY BUDGET OBJECT CLASS, JOB CLASS, AND FUND SOURCE. IDENTIFY ONE-TIME COSTS.									
Budget Object Class/Job Class	Gov Rec GR DOLLARS	Gov Rec GR FTE	Gov Rec FED DOLLARS	Gov Rec FED FTE	Gov Rec OTHER DOLLARS	Gov Rec OTHER FTE	Gov Rec TOTAL DOLLARS	Gov Rec TOTAL FTE	Gov Rec One-Time DOLLARS
Total PS	0	0.00	0	0.00	0	0.00	0	0.00	0
							0		
							0		
							0		
							0		
Total EE	0		0		0		0		0
Program Distributions							0		
Total PSD	0		0		0		0		0
Transfers									
Total TRF	0		0		0		0		0
Grand Total	0	0.00	0	0.00	0	0.00	0	0.00	0

NEW DECISION ITEM

RANK: 027 OF 031

Department of Natural Resources	Budget Unit <u>78415C</u>
Missouri State Parks	
St. Joe State Park - Operation and Maintenance	HB Section <u>6.360</u>
DI# <u>1780023</u>	

6. PERFORMANCE MEASURES (If new decision item has an associated core, separately identify projected performance with & without additional funding.)

6a. Provide an activity measure(s) for the program.

Conduct necessary operation and maintenance activities to continue providing a safe and healthy environment for family recreation activities.

6b. Provide a measure(s) of the program's quality.

Continue to offer a diverse mix of outdoor activities for the whole family. The most distinctive feature of St. Joe State Park is the riding area for off-road vehicle (ORV) use. Six separate trails wind through the wooded portions of the park, as well as through the sand flats, an area created by the sand like residue - or tailings - from the lead mining process. Hikers, equestrians and mountain bicyclists enjoy the trails winding through the hills and across serene creeks. Signs clearly mark the boundaries of the ORV area, and all off-road vehicles must stay within these boundaries at all times. For visitors who want to spend the night on the trail, five basic trailside sites are available. Trails from the campground to the ORV area provide access for unlicensed ORVs that are not permitted on park roads.

6c. Provide a measure(s) of the program's impact.

St. Joe State Park has become one of the premier Off Road Vehicle Riding Areas in the Midwest. In CY 2022, the park generated over \$160,000 in ORV and UTV permits and \$261,000 in Camping. The park also hosts numerous national, regional, and local special events. These include:

National Endurance	Dealership Demo Days (Closed Track Demos)
Lead Belt Sprint Enduro	Halloween Event (Park Sponsored)
Lead Belt Hare Scrambles	Midwest Sports Rally at the Mines
National Enduro Race	

6d. Provide a measure(s) of the program's efficiency.

St. Joe State Park has numerous activities all at one park location, from camping with basic campsites or electrical hookups for ORV campers, winding trails for bicycles, UTVs, snow mobiles, to walking trails for visitor leisure and pleasure. St. Joe State Park also offers swimming, fishing, horseback riding, and canoeing meeting all of the surrounding communities' outdoor recreation needs as well as visitors from all over the United States.

7. STRATEGIES TO ACHIEVE THE PERFORMANCE MEASUREMENT TARGETS:

Requesting additional authority and FTE to maintain business operations, ensure compliance with EPA requirements, and ensure remediation measures remain protective.

Department of Natural Resources

DECISION ITEM DETAIL

Budget Unit	FY 2023	FY 2023	FY 2024	FY 2024	FY 2025	FY 2025	*****	*****
Decision Item	ACTUAL	ACTUAL	BUDGET	BUDGET	DEPT REQ	DEPT REQ	SECURED	SECURED
Budget Object Class	DOLLAR	FTE	DOLLAR	FTE	DOLLAR	FTE	COLUMN	COLUMN
STATE PARKS OPERATION								
St. Joe O&M - 1780023								
SPECIALIZED TRADES WORKER	0	0.00	0	0.00	43,460	1.00	0	0.00
TOTAL - PS	0	0.00	0	0.00	43,460	1.00	0	0.00
TRAVEL, IN-STATE	0	0.00	0	0.00	1,000	0.00	0	0.00
SUPPLIES	0	0.00	0	0.00	1,000	0.00	0	0.00
PROFESSIONAL DEVELOPMENT	0	0.00	0	0.00	75,000	0.00	0	0.00
COMMUNICATION SERV & SUPP	0	0.00	0	0.00	5,000	0.00	0	0.00
MOTORIZED EQUIPMENT	0	0.00	0	0.00	350,000	0.00	0	0.00
TOTAL - EE	0	0.00	0	0.00	432,000	0.00	0	0.00
GRAND TOTAL	\$0	0.00	\$0	0.00	\$475,460	1.00	\$0	0.00
GENERAL REVENUE	\$0	0.00	\$0	0.00	\$0	0.00		0.00
FEDERAL FUNDS	\$0	0.00	\$0	0.00	\$0	0.00		0.00
OTHER FUNDS	\$0	0.00	\$0	0.00	\$475,460	1.00		0.00

CORE DECISION ITEM

Department of Natural Resources	Budget Unit <u>78420C</u>
Missouri State Parks	
State Historic Preservation Operations Core	HB Section <u>6.365</u>

1. CORE FINANCIAL SUMMARY

	FY 2025 Budget Request			
	GR	Federal	Other	Total
PS	40,379	464,139	379,261	883,779
EE	0	50,169	42,262	92,431
PSD	0	0	0	0
Total	40,379	514,308	421,523	976,210
FTE	0.00	9.36	7.14	16.50

Est. Fringe	24,643	283,264	231,463	539,370
<i>Note: Fringes budgeted in House Bill 5 except for certain fringes budgeted directly to MoDOT, Highway Patrol, and Conservation.</i>				

	FY 2025 Governor's Recommendation			
	GR	Fed	Other	Total
PS	0	0	0	0
EE	0	0	0	0
PSD	0	0	0	0
Total	0	0	0	0
FTE	0.00	0.00	0.00	0.00

Est. Fringe	0	0	0	0
<i>Note: Fringes budgeted in House Bill 5 except for certain fringes budgeted directly to MoDOT, Highway Patrol, and Conservation.</i>				

Other Funds: Historic Preservation Revolving Fund (0430); Economic Development Advancement Fund (0783)

Core Reduction: The FY 2025 Budget Request includes a 0.75 FTE reduction (Federal funds) with a corresponding increase of 0.75 FTE new decision item (GR).

2. CORE DESCRIPTION

The State Historic Preservation Office (SHPO) works with citizens and groups throughout the state to identify, evaluate, and protect Missouri's diverse range of historic, architectural, and archaeological resources. The SHPO coordinates nominations to the National Register of Historic Places, conducts Section 106 reviews (under Section 106 of the National Historic Preservation Act, SHPO must participate in the review of all federal agency actions when federal funding, permitting, or licensing is involved), reviews rehabilitation projects for state and federal income tax credits, and responds to archaeological issues such as unmarked human burials. The program's pass-through authority is located in a separate core decision item form.

CORE DECISION ITEM

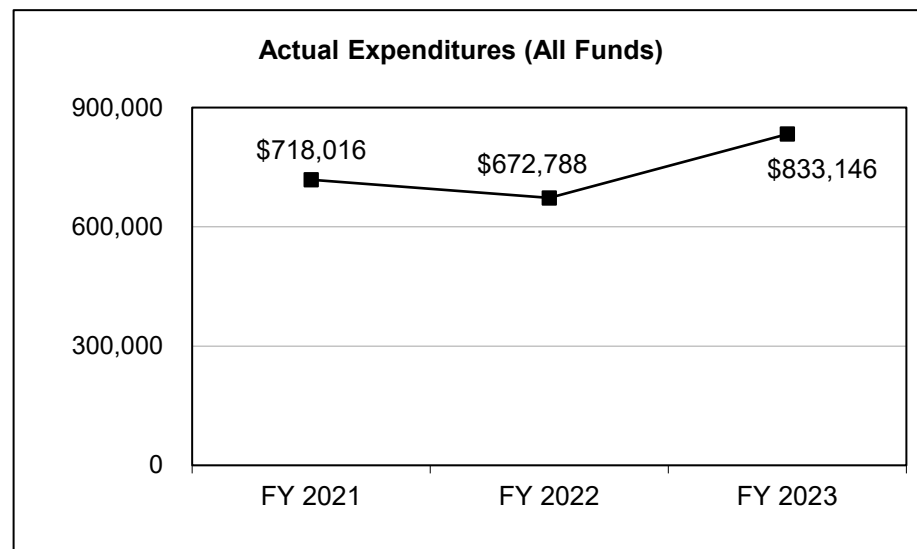
Department of Natural Resources	Budget Unit <u>78420C</u>
Missouri State Parks	
State Historic Preservation Operations Core	HB Section <u>6.365</u>

3. PROGRAM LISTING (list programs included in this core funding)

State Historic Preservation

4. FINANCIAL HISTORY

	FY 2021	FY 2022	FY 2023	FY 2024
	Actual	Actual	Actual	Current Yr.
Appropriation (All Funds)	839,353	846,825	905,238	976,210
Less Reverted (All Funds)	0	0	0	(1,211)
Less Restricted (All Funds)	0	0	0	0
Budget Authority (All Funds)	839,353	846,825	905,238	974,999
Actual Expenditures (All Funds)	718,016	672,788	833,146	N/A
Unexpended (All Funds)	121,337	174,037	72,092	N/A
Unexpended, by Fund:				
General Revenue	0	0	0	N/A
Federal	47,046	83,025	26,362	N/A
Other	74,291	91,012	45,730	N/A



Reverted includes the statutory three-percent reserve amount (when applicable).

Restricted includes any Governor's Expenditure Restrictions which remained at the end of the fiscal year (when applicable).

CORE RECONCILIATION DETAIL

**DEPARTMENT OF NATURAL RESOURCES
HISTORIC PRESERVATION**

5. CORE RECONCILIATION DETAIL

				Budget Class	FTE	GR	Federal	Other	Total	Explanation
TAFP AFTER VETOES										
				PS	17.25	40,379	464,139	379,261	883,779	
				EE	0.00	0	90,169	42,262	132,431	
				PD	0.00	0	560,000	1,841,667	2,401,667	
				Total	17.25	40,379	1,114,308	2,263,190	3,417,877	
DEPARTMENT CORE ADJUSTMENTS										
Core Reduction	1706	1883		PS	(0.75)	0	0	0	0	0 The FY 2025 Budget Request includes a .75 FTE reduction (Federal and Other funds) with a corresponding increase of .75 FTE new decision item (GR).
Core Reallocation	1677	1885		PS	0.00	0	0	0	(0)	(0) Core reallocations will more closely align the budget with planned spending.
Core Reallocation	1677	1883		PS	0.00	0	0	0	0	0 Core reallocations will more closely align the budget with planned spending.
Core Reallocation	1747	7822		EE	0.00	0	(40,000)	0	(40,000)	Core reallocation from the State Historic Preservation Operating budget unit to a separate State Historic Preservation PSD budget unit.
Core Reallocation	1747	7823		PD	0.00	0	0	(1,841,667)	(1,841,667)	Core reallocation from the State Historic Preservation Operating budget unit to a separate State Historic Preservation PSD budget unit.

CORE RECONCILIATION DETAIL

DEPARTMENT OF NATURAL RESOURCES HISTORIC PRESERVATION

5. CORE RECONCILIATION DETAIL

		Budget Class	FTE	GR	Federal	Other	Total	Explanation
DEPARTMENT CORE ADJUSTMENTS								
Core Reallocation	1747 7822	PD	0.00	0	(560,000)	0	(560,000)	Core reallocation from the State Historic Preservation Operating budget unit to a separate State Historic Preservation PSD budget unit.
NET DEPARTMENT CHANGES			(0.75)	0	(600,000)	(1,841,667)	(2,441,667)	
DEPARTMENT CORE REQUEST								
		PS	16.50	40,379	464,139	379,261	883,779	
		EE	0.00	0	50,169	42,262	92,431	
		PD	0.00	0	0	0	0	
		Total	16.50	40,379	514,308	421,523	976,210	
GOVERNOR'S RECOMMENDED CORE								
		PS	16.50	40,379	464,139	379,261	883,779	
		EE	0.00	0	50,169	42,262	92,431	
		PD	0.00	0	0	0	0	
		Total	16.50	40,379	514,308	421,523	976,210	

Department of Natural Resources

DECISION ITEM SUMMARY

Budget Unit								
Decision Item	FY 2023	FY 2023	FY 2024	FY 2024	FY 2025	FY 2025	*****	*****
Budget Object Summary	ACTUAL	ACTUAL	BUDGET	BUDGET	DEPT REQ	DEPT REQ	SECURED	SECURED
Fund	DOLLAR	FTE	DOLLAR	FTE	DOLLAR	FTE	COLUMN	COLUMN
HISTORIC PRESERVATION								
CORE								
PERSONAL SERVICES								
GENERAL REVENUE	0	0.00	40,379	0.00	40,379	0.00	0	0.00
DEPT NATURAL RESOURCES	438,775	8.48	464,139	10.11	464,139	9.36	0	0.00
HISTORIC PRESERVATION REVOLV	202,386	4.00	251,566	4.60	251,566	4.60	0	0.00
ECON DEVELOP ADVANCEMENT FUND	101,703	1.90	127,695	2.54	127,695	2.54	0	0.00
TOTAL - PS	742,864	14.38	883,779	17.25	883,779	16.50	0	0.00
EXPENSE & EQUIPMENT								
DEPT NATURAL RESOURCES	49,028	0.00	90,169	0.00	50,169	0.00	0	0.00
HISTORIC PRESERVATION REVOLV	31,304	0.00	31,385	0.00	31,385	0.00	0	0.00
ECON DEVELOP ADVANCEMENT FUND	9,950	0.00	10,877	0.00	10,877	0.00	0	0.00
TOTAL - EE	90,282	0.00	132,431	0.00	92,431	0.00	0	0.00
PROGRAM-SPECIFIC								
DEPT NATURAL RESOURCES	154,902	0.00	560,000	0.00	0	0.00	0	0.00
HISTORIC PRESERVATION REVOLV	0	0.00	1,841,667	0.00	0	0.00	0	0.00
TOTAL - PD	154,902	0.00	2,401,667	0.00	0	0.00	0	0.00
TOTAL	988,048	14.38	3,417,877	17.25	976,210	16.50	0	0.00
Historic Tax Credit Review Svc - 1780015								
EXPENSE & EQUIPMENT								
HISTORIC PRESERVATION REVOLV	0	0.00	0	0.00	45,000	0.00	0	0.00
TOTAL - EE	0	0.00	0	0.00	45,000	0.00	0	0.00
TOTAL	0	0.00	0	0.00	45,000	0.00	0	0.00
GR FTE Alignment - 1780027								
PERSONAL SERVICES								
GENERAL REVENUE	0	0.00	0	0.00	0	0.75	0	0.00
TOTAL - PS	0	0.00	0	0.00	0	0.75	0	0.00
TOTAL	0	0.00	0	0.00	0	0.75	0	0.00
GRAND TOTAL	\$988,048	14.38	\$3,417,877	17.25	\$1,021,210	17.25	\$0	0.00

9/22/23 14:52

im_disummary

Department of Natural Resources

DECISION ITEM DETAIL

Budget Unit	FY 2023	FY 2023	FY 2024	FY 2024	FY 2025	FY 2025	*****	*****
Decision Item	ACTUAL	ACTUAL	BUDGET	BUDGET	DEPT REQ	DEPT REQ	SECURED	SECURED
Budget Object Class	DOLLAR	FTE	DOLLAR	FTE	DOLLAR	FTE	COLUMN	COLUMN
HISTORIC PRESERVATION								
CORE								
OFFICE WORKER MISCELLANEOUS	52,028	1.11	21,667	0.95	3,727	0.48	0	0.00
SEASONAL AIDE	41	0.00	0	0.00	0	0.00	0	0.00
SPECIAL ASST PROFESSIONAL	22,567	0.29	24,458	0.30	24,458	0.30	0	0.00
ADMIN SUPPORT ASSISTANT	51,448	1.52	70,880	2.00	111,221	3.00	0	0.00
LEAD ADMIN SUPPORT ASSISTANT	10,679	0.30	39,764	1.00	0	0.00	0	0.00
ADMIN SUPPORT PROFESSIONAL	27,907	0.70	0	0.00	0	0.00	0	0.00
ARCHITECT	0	0.00	58,027	1.00	0	0.00	0	0.00
GRANTS SPECIALIST	49,512	1.00	51,191	1.00	54,350	1.00	0	0.00
CULTURAL RESOURCE SUPERVISOR	45,197	0.77	61,188	1.00	65,478	1.00	0	0.00
ARCHITECTURAL HISTORIAN	299,705	5.70	361,845	7.00	428,618	7.72	0	0.00
ARCHAEOLOGIST	111,867	1.99	118,535	2.00	119,703	2.00	0	0.00
PARK/HISTORIC SITE MANAGER	71,859	1.00	76,224	1.00	76,224	1.00	0	0.00
SPECIALIZED TRADES WORKER	54	0.00	0	0.00	0	0.00	0	0.00
TOTAL - PS	742,864	14.38	883,779	17.25	883,779	16.50	0	0.00
TRAVEL, IN-STATE	13,516	0.00	16,151	0.00	16,151	0.00	0	0.00
TRAVEL, OUT-OF-STATE	8,077	0.00	5,550	0.00	5,550	0.00	0	0.00
FUEL & UTILITIES	0	0.00	3	0.00	3	0.00	0	0.00
SUPPLIES	11,036	0.00	17,589	0.00	11,989	0.00	0	0.00
PROFESSIONAL DEVELOPMENT	23,775	0.00	25,673	0.00	21,673	0.00	0	0.00
COMMUNICATION SERV & SUPP	3,611	0.00	8,661	0.00	8,661	0.00	0	0.00
PROFESSIONAL SERVICES	29,022	0.00	51,305	0.00	21,505	0.00	0	0.00
HOUSEKEEPING & JANITORIAL SERV	0	0.00	3	0.00	3	0.00	0	0.00
M&R SERVICES	226	0.00	639	0.00	639	0.00	0	0.00
OFFICE EQUIPMENT	66	0.00	1,412	0.00	1,412	0.00	0	0.00
OTHER EQUIPMENT	53	0.00	3,301	0.00	2,701	0.00	0	0.00
MISCELLANEOUS EXPENSES	900	0.00	2,144	0.00	2,144	0.00	0	0.00
TOTAL - EE	90,282	0.00	132,431	0.00	92,431	0.00	0	0.00

Department of Natural Resources

DECISION ITEM DETAIL

Budget Unit	FY 2023	FY 2023	FY 2024	FY 2024	FY 2025	FY 2025	*****	*****
Decision Item	ACTUAL	ACTUAL	BUDGET	BUDGET	DEPT REQ	DEPT REQ	SECURED	SECURED
Budget Object Class	DOLLAR	FTE	DOLLAR	FTE	DOLLAR	FTE	COLUMN	COLUMN
HISTORIC PRESERVATION								
CORE								
PROGRAM DISTRIBUTIONS	154,902	0.00	2,401,667	0.00	0	0.00	0	0.00
TOTAL - PD	154,902	0.00	2,401,667	0.00	0	0.00	0	0.00
GRAND TOTAL	\$988,048	14.38	\$3,417,877	17.25	\$976,210	16.50	\$0	0.00
GENERAL REVENUE	\$0	0.00	\$40,379	0.00	\$40,379	0.00		0.00
FEDERAL FUNDS	\$642,705	8.48	\$1,114,308	10.11	\$514,308	9.36		0.00
OTHER FUNDS	\$345,343	5.90	\$2,263,190	7.14	\$421,523	7.14		0.00

CORE DECISION ITEM

Department of Natural Resources	Budget Unit <u>78424C</u>
Missouri State Parks	
State Historic Preservation PSD Core	HB Section <u>6.365</u>

1. CORE FINANCIAL SUMMARY

	FY 2025 Budget Request			
	GR	Federal	Other	Total
PS	0	0	0	0
EE	0	40,000	0	40,000
PSD	0	560,000	1,841,667	2,401,667
Total	0	600,000	1,841,667	2,441,667
FTE	0.00	0.00	0.00	0.00

Est. Fringe	0	0	0	0
--------------------	---	---	---	---

Note: Fringes budgeted in House Bill 5 except for certain fringes budgeted directly to MoDOT, Highway Patrol, and Conservation.

	FY 2025 Governor's Recommendation			
	GR	Fed	Other	Total
PS	0	0	0	0
EE	0	0	0	0
PSD	0	0	0	0
Total	0	0	0	0
FTE	0.00	0.00	0.00	0.00

Est. Fringe	0	0	0	0
--------------------	---	---	---	---

Note: Fringes budgeted in House Bill 5 except for certain fringes budgeted directly to MoDOT, Highway Patrol, and Conservation.

Other Funds: Historic Preservation Revolving Fund (0430)

Core Reallocation: The FY 2025 Budget Request includes a net zero core reallocation of \$2,441,667 to a separate State Historic Preservation PSD budget unit (78424C) from the State Historic Preservation Operating budget unit (78420C).

2. CORE DESCRIPTION

The State Historic Preservation Office (SHPO) provides management and oversight of the Historic Preservation Grants pass-through program. Historic Preservation Grants provides authority to distribute funds for historic preservation grants and contracts. These funds are part of the department's grant from the federal Historic Preservation Fund and are used to support preservation activities in Missouri. This appropriation also provides authority to distribute Historic Preservation Revolving funds.

3. PROGRAM LISTING (list programs included in this core funding)

State Historic Preservation

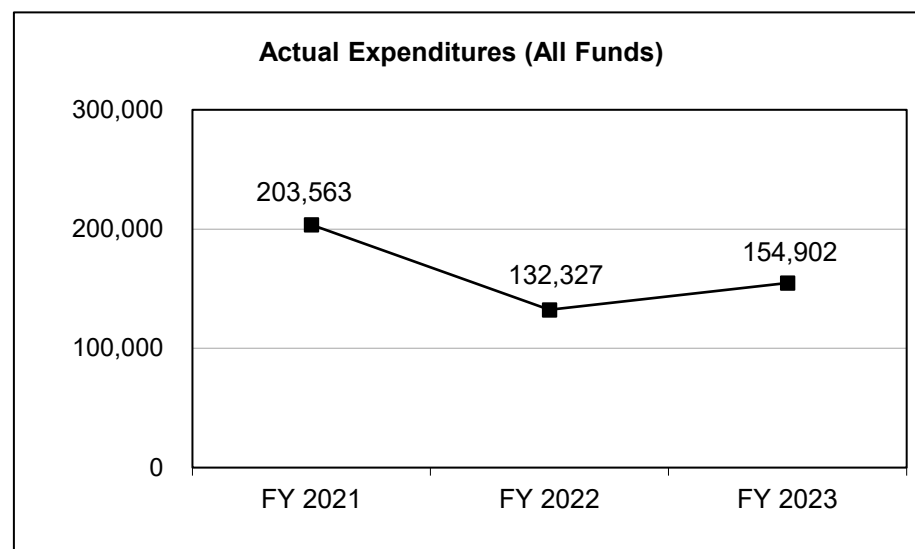
CORE DECISION ITEM

Department of Natural Resources
Missouri State Parks
State Historic Preservation PSD Core

Budget Unit 78424C
HB Section 6.365

4. FINANCIAL HISTORY

	FY 2021 Actual	FY 2022 Actual	FY 2023 Actual	FY 2024 Current Yr.
Appropriation (All Funds) *	1,917,243	1,600,000	1,925,000	2,441,667
Less Reverted (All Funds)	0	0	0	0
Less Restricted (All Funds)	0	0	0	0
Budget Authority (All Funds)	1,917,243	1,600,000	1,925,000	2,441,667
Actual Expenditures (All Funds)	203,563	132,327	154,902	N/A
Unexpended (All Funds)	1,713,680	1,467,673	1,770,098	N/A
Unexpended, by Fund:				
General Revenue	0	0	0	N/A
Federal	396,437	467,673	445,098	N/A
Other	1,317,243	1,000,000	1,325,000	N/A



** for comparison purposes, the financial history shows data for the pass-through component of the State Historic Preservation Operating budget unit (78420C)*

Reverted includes the statutory three-percent reserve amount (when applicable).

Restricted includes any Governor's Expenditure Restrictions which remained at the end of the fiscal year (when applicable).

NOTES:

FY 2021 - FY 2023: In many cases, pass-through appropriations are set at a level to encumber and pay our commitments, which often span multiple fiscal years. This often causes high unexpended appropriation balance.

CORE RECONCILIATION DETAIL

DEPARTMENT OF NATURAL RESOURCES HISTORIC PRESERVATION GRANTS

5. CORE RECONCILIATION DETAIL

		Budget Class	FTE	GR	Federal	Other	Total	Explanation
DEPARTMENT CORE ADJUSTMENTS								
Core Reallocation	1748 4924	EE	0.00	0	40,000	0	40,000	Core reallocation to a separate State Historic Preservation PSD budget unit from the State Historic Preservation Operating budget unit.
Core Reallocation	1748 4925	PD	0.00	0	0	1,841,667	1,841,667	Core reallocation to a separate State Historic Preservation PSD budget unit from the State Historic Preservation Operating budget unit.
Core Reallocation	1748 4924	PD	0.00	0	560,000	0	560,000	Core reallocation to a separate State Historic Preservation PSD budget unit from the State Historic Preservation Operating budget unit.
NET DEPARTMENT CHANGES			0.00	0	600,000	1,841,667	2,441,667	
DEPARTMENT CORE REQUEST								
		EE	0.00	0	40,000	0	40,000	
		PD	0.00	0	560,000	1,841,667	2,401,667	
		Total	0.00	0	600,000	1,841,667	2,441,667	
GOVERNOR'S RECOMMENDED CORE								
		EE	0.00	0	40,000	0	40,000	
		PD	0.00	0	560,000	1,841,667	2,401,667	
		Total	0.00	0	600,000	1,841,667	2,441,667	

Department of Natural Resources

DECISION ITEM SUMMARY

Budget Unit								
Decision Item	FY 2023	FY 2023	FY 2024	FY 2024	FY 2025	FY 2025	*****	*****
Budget Object Summary	ACTUAL	ACTUAL	BUDGET	BUDGET	DEPT REQ	DEPT REQ	SECURED	SECURED
Fund	DOLLAR	FTE	DOLLAR	FTE	DOLLAR	FTE	COLUMN	COLUMN
HISTORIC PRESERVATION GRANTS								
CORE								
EXPENSE & EQUIPMENT								
DEPT NATURAL RESOURCES	0	0.00	0	0.00	40,000	0.00	0	0.00
TOTAL - EE	0	0.00	0	0.00	40,000	0.00	0	0.00
PROGRAM-SPECIFIC								
DEPT NATURAL RESOURCES	0	0.00	0	0.00	560,000	0.00	0	0.00
HISTORIC PRESERVATION REVOLV	0	0.00	0	0.00	1,841,667	0.00	0	0.00
TOTAL - PD	0	0.00	0	0.00	2,401,667	0.00	0	0.00
TOTAL	0	0.00	0	0.00	2,441,667	0.00	0	0.00
GRAND TOTAL	\$0	0.00	\$0	0.00	\$2,441,667	0.00	\$0	0.00

Department of Natural Resources

DECISION ITEM DETAIL

Budget Unit	FY 2023	FY 2023	FY 2024	FY 2024	FY 2025	FY 2025	*****	*****
Decision Item	ACTUAL	ACTUAL	BUDGET	BUDGET	DEPT REQ	DEPT REQ	SECURED	SECURED
Budget Object Class	DOLLAR	FTE	DOLLAR	FTE	DOLLAR	FTE	COLUMN	COLUMN
HISTORIC PRESERVATION GRANTS								
CORE								
PROFESSIONAL SERVICES	0	0.00	0	0.00	40,000	0.00	0	0.00
TOTAL - EE	0	0.00	0	0.00	40,000	0.00	0	0.00
PROGRAM DISTRIBUTIONS	0	0.00	0	0.00	2,401,667	0.00	0	0.00
TOTAL - PD	0	0.00	0	0.00	2,401,667	0.00	0	0.00
GRAND TOTAL	\$0	0.00	\$0	0.00	\$2,441,667	0.00	\$0	0.00
GENERAL REVENUE	\$0	0.00	\$0	0.00	\$0	0.00		0.00
FEDERAL FUNDS	\$0	0.00	\$0	0.00	\$600,000	0.00		0.00
OTHER FUNDS	\$0	0.00	\$0	0.00	\$1,841,667	0.00		0.00

PROGRAM DESCRIPTION

Department of Natural Resources	HB Section(s): <u>6.365</u>																								
MSP - State Historic Preservation																									
Program is found in the following core budget(s): <u>State Historic Preservation</u>																									
<p>1a. What strategic priority does this program address?</p> <p>The State Historic Preservation Office provides knowledge and resources to our citizens to build stronger and more resilient communities.</p>																									
<p>1b. What does this program do?</p> <p>The State Historic Preservation Office provides historic preservation services to the citizens of Missouri and is responsible for establishing, implementing, and administering federal and state programs or plans for historic preservation. The responsibilities of the State Historic Preservation Office include:</p> <ul style="list-style-type: none"> • Coordinating the National Register of Historic Places program for the state of Missouri, including the identification of eligible properties and processing of incoming nominations. • Preparing and implementing a comprehensive statewide historic preservation plan, coordinating survey efforts of historic properties, and maintaining inventories of archaeological and architectural properties. • Administering the state program of federal assistance for historic preservation within the state, including administration of historic preservation fund grants. • Cooperating with local governments in the development of local historic preservation programs. • Consulting with federal agencies in accordance with the National Historic Preservation Act (NHPA) on federal undertakings that may affect historic properties. • Providing advice and assistance in the evaluation of proposals for rehabilitation projects that may qualify for state or federal assistance (such as preservation tax incentives). • Assuming responsibility for unmarked human burials or human skeletal remains and ensuring proper disposition in compliance with state and federal requirements. • Providing public information, education and training, and technical assistance relating to the federal and state historic preservation programs. 																									
<p>The following table shows financial data for the budget units included in this form.</p> <table border="1" style="width: 100%; border-collapse: collapse; margin-top: 10px;"> <thead> <tr> <th></th> <th style="text-align: center;">FY 2021 Actual</th> <th style="text-align: center;">FY 2022 Actual</th> <th style="text-align: center;">FY 2023 Actual</th> <th style="text-align: center;">FY 2024 Current</th> <th style="text-align: center;">FY 2025 Request</th> </tr> </thead> <tbody> <tr> <td>State Historic Preservation Office (78420C)</td> <td style="text-align: right;">718,016</td> <td style="text-align: right;">672,788</td> <td style="text-align: right;">833,146</td> <td style="text-align: right;">976,210</td> <td style="text-align: right;">976,210</td> </tr> <tr> <td>Historic Preservation Grants (78424C)</td> <td style="text-align: right;">203,563</td> <td style="text-align: right;">132,327</td> <td style="text-align: right;">154,902</td> <td style="text-align: right;">2,441,667</td> <td style="text-align: right;">2,441,667</td> </tr> <tr> <td style="text-align: right;">Total</td> <td style="text-align: right;">921,579</td> <td style="text-align: right;">805,115</td> <td style="text-align: right;">988,048</td> <td style="text-align: right;">3,417,877</td> <td style="text-align: right;">3,417,877</td> </tr> </tbody> </table>			FY 2021 Actual	FY 2022 Actual	FY 2023 Actual	FY 2024 Current	FY 2025 Request	State Historic Preservation Office (78420C)	718,016	672,788	833,146	976,210	976,210	Historic Preservation Grants (78424C)	203,563	132,327	154,902	2,441,667	2,441,667	Total	921,579	805,115	988,048	3,417,877	3,417,877
	FY 2021 Actual	FY 2022 Actual	FY 2023 Actual	FY 2024 Current	FY 2025 Request																				
State Historic Preservation Office (78420C)	718,016	672,788	833,146	976,210	976,210																				
Historic Preservation Grants (78424C)	203,563	132,327	154,902	2,441,667	2,441,667																				
Total	921,579	805,115	988,048	3,417,877	3,417,877																				

PROGRAM DESCRIPTION

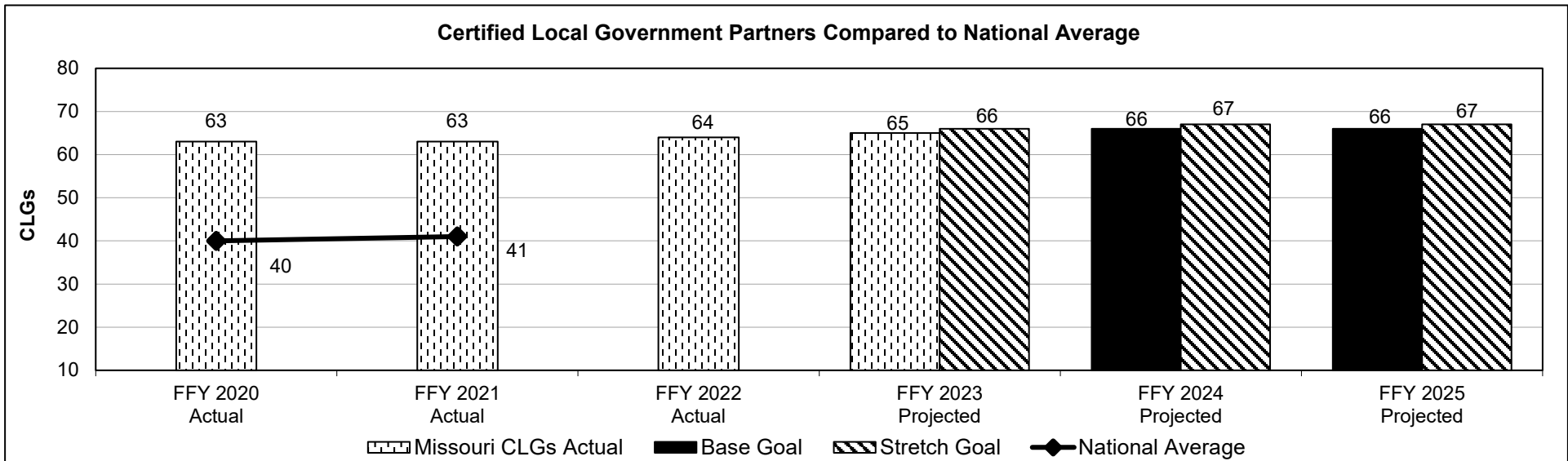
Department of Natural Resources

HB Section(s): 6.365

MSP - State Historic Preservation

Program is found in the following core budget(s): State Historic Preservation

2a. Provide an activity measure(s) for the program.



The Certified Local Government (CLG) program is the official preservation partnership connecting local, state, and federal governments. Communities in this network receive technical and financial assistance to save local historic places for future generations. Since the program's creation in 1980, it has grown to include 2,073 CLGs with 64 in Missouri, ranking us 12th nationally for the most CLGs.

Base Goal is the highest actual from prior 3 years plus a slight annual increase.

Stretch Goal is one additional over the base goal.

PROGRAM DESCRIPTION

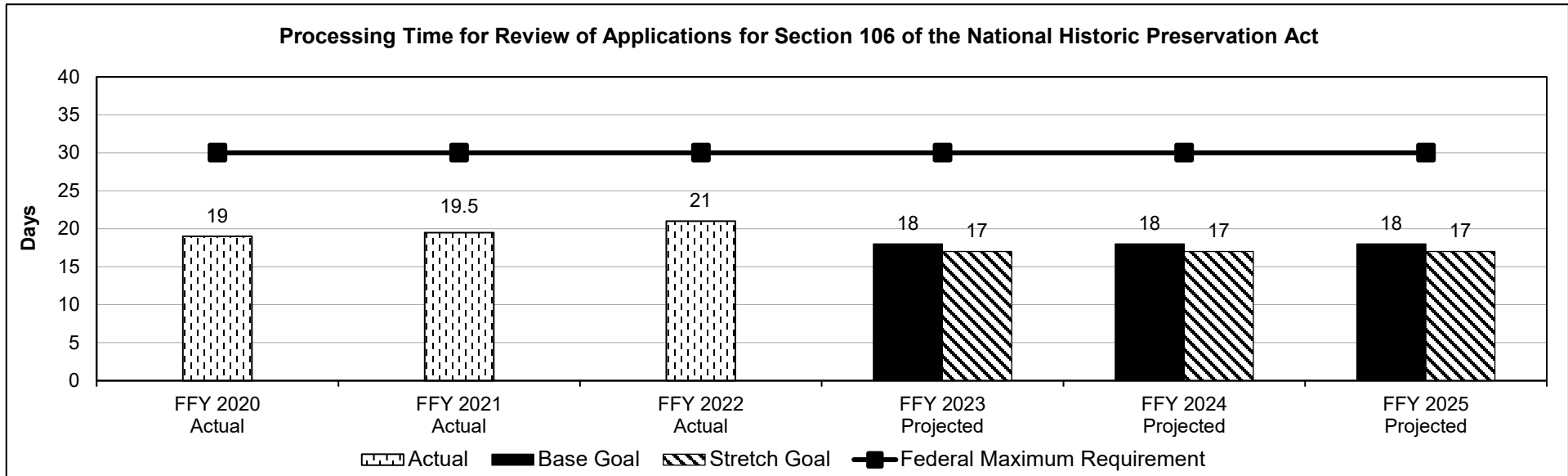
Department of Natural Resources

HB Section(s): 6.365

MSP - State Historic Preservation

Program is found in the following core budget(s): State Historic Preservation

2b. Provide a measure(s) of the program's quality.



Under Section 106 of the National Historic Preservation Act, SHPO reviews federal agency undertakings when federal funding, licenses, permits or projects that take place on federal land are involved to determine if the project has the potential to affect historic properties. The department expects an increase of Section 106 reviews associated with the American Rescue Plan Act (ARPA), the Infrastructure Investment and Jobs Act, and any other stimulus funding; FFY 2023 to FFY 2025 average processing times may be impacted.

Base Goal: Review applications in 18 days or less.

Stretch Goal: Decrease the number of days it takes to review Section 106 applications to 17 days or less.

Number of Project Applications		
FFY	Received	Reviewed**
2020	3,473	3,895
2021	2,952	3,251
2022	2,075	2,830

**Some projects may require multiple reviews throughout the application process. Processing time averages include each review separately.

PROGRAM DESCRIPTION

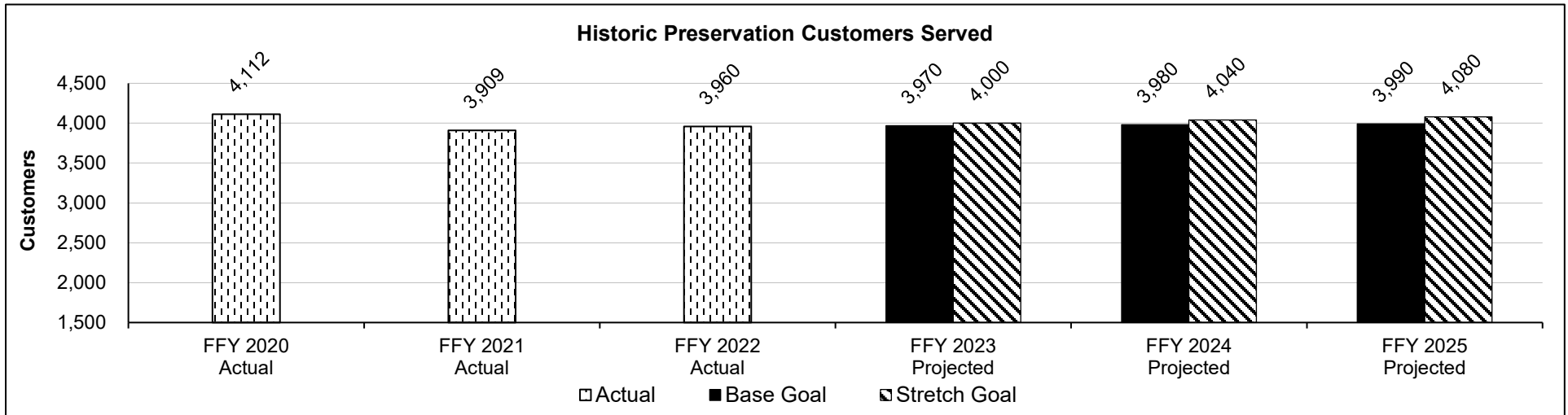
Department of Natural Resources

HB Section(s): 6.365

MSP - State Historic Preservation

Program is found in the following core budget(s): State Historic Preservation

2c. Provide a measure(s) of the program's impact.



SHPO helps customers with a variety of historic preservation needs including: applications, nominations, grants awarded, Certified Local Government evaluations, and outreach services.

Base Goal uses prior information collected and shows a slight annual increase.

Stretch Goal assumes a 1% annual increase over prior stretch goal.

PROGRAM DESCRIPTION

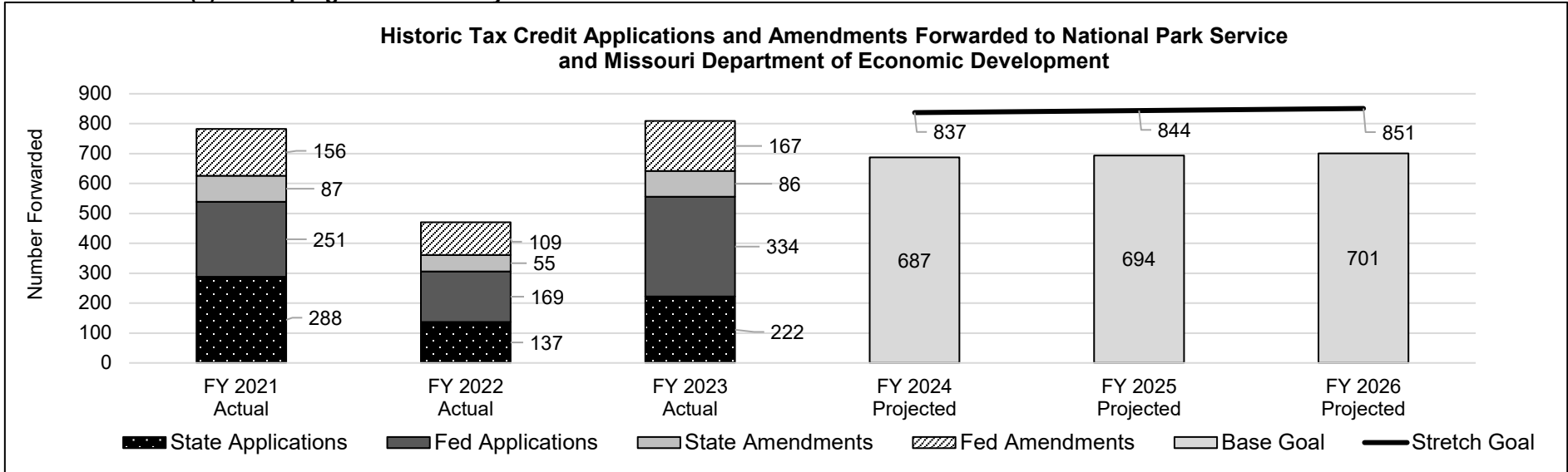
Department of Natural Resources

HB Section(s): 6.365

MSP - State Historic Preservation

Program is found in the following core budget(s): State Historic Preservation

2d. Provide a measure(s) of the program's efficiency.



The State Historic Preservation Office (SHPO) is responsible for assisting the National Park Service and the Missouri Department of Economic Development in administering their historic tax credit programs by reviewing federal and state historic tax credit applications. SHPO's role is to determine whether the proposed and completed rehabilitation meets the Secretary of the U.S. Department of the Interior's rehabilitation standards. Processing time is a coordination between the SHPO, the applicant, and other agencies. Missouri is consistently ranked in the top 5 nationally for federal historic tax credit applications forwarded in an individual year.

Base Goal: Three year average of historic tax applications processed; increased 1% each year after.

Stretch Goal: Base goal plus 150 applications.

Total Number of Applications			
Fiscal Year	Received	Processed	Pending
2020	794	1,071	264
2021	636	782	118
2022	678	470	313
Total	2,108	2,323	695

PROGRAM DESCRIPTION

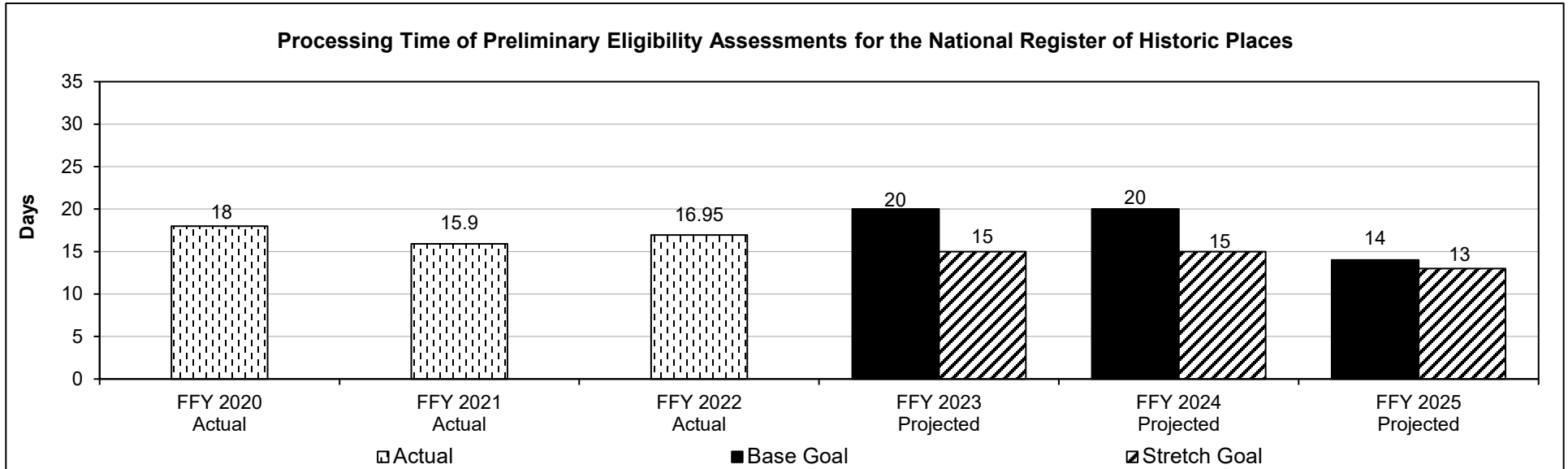
Department of Natural Resources

HB Section(s): 6.365

MSP - State Historic Preservation

Program is found in the following core budget(s): State Historic Preservation

2d. Provide a measure(s) of the program's efficiency. (continued)



Eligibility assessments are a preliminary step that provides staff the opportunity to assist customers early in the process of writing a National Register of Historic Places nomination which makes the final review process more efficient. SHPO encourages members of the public to submit Eligibility Assessments as the first step in the National Register of Historic Places nomination process. Every assessment is reviewed within 30 days by SHPO staff.

Base Goal: Review applications in 20 days or less.

Stretch Goal: Decrease the number of days it takes to review these assessments to 15 days or less.

PROGRAM DESCRIPTION

Department of Natural Resources

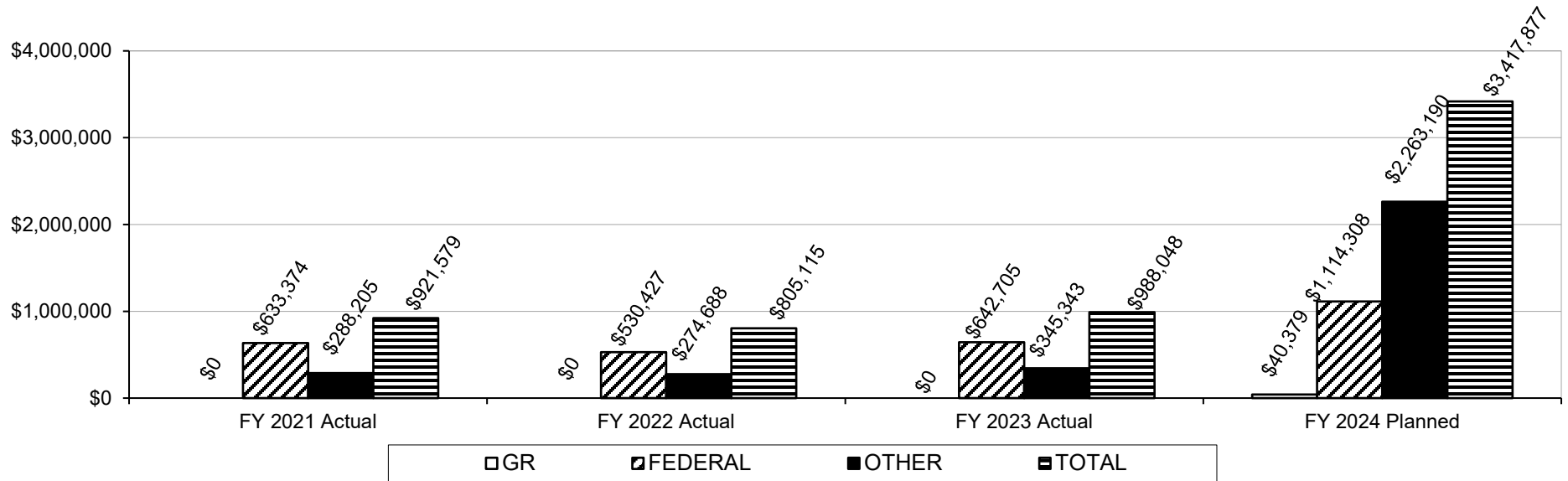
HB Section(s): 6.365

MSP - State Historic Preservation

Program is found in the following core budget(s): State Historic Preservation

3. Provide actual expenditures for the prior three fiscal years and planned expenditures for the current fiscal year. (Note: Amounts do not include fringe benefit costs.)

Program Expenditure History



Financial data includes operating and pass-through appropriations. Pass-through appropriations are set at a level to encumber and pay our commitments, which often span multiple fiscal years. FY 2024 Planned is shown at full appropriation.

PROGRAM DESCRIPTION

Department of Natural Resources	HB Section(s): 6.365
MSP - State Historic Preservation	
Program is found in the following core budget(s): State Historic Preservation	
4. What are the sources of the "Other " funds?	
Historic Preservation Revolving Fund (0430); Economic Development Advancement Fund (0783)	
5. What is the authorization for this program, i.e., federal or state statute, etc.? (Include the federal program number, if applicable.)	
Sections 194.400 - 194.410, RSMo	Unmarked Human Burial Sites
Chapter 253, RSMo	State Parks and Historic Preservation
Section 253.022, RSMo	Department to administer the National Historic Preservation Act
Sections 253.408 - 253.412, RSMo	State Historic Preservation Act
Sections 253.400 - 253.407, RSMo	Historic Preservation Revolving Fund Act
Section 253.415, RSMo	Local Historic Preservation Act
Section 253.420, RSMo	Historic Shipwrecks, Salvage or Excavation Regulations
Sections 253.545 - 253.559, RSMo	Historic Structures Rehabilitation Tax Credit
6. Are there federal matching requirements? If yes, please explain.	
Historic Preservation Fund Grant	40% State/Local
7. Is this a federally mandated program? If yes, please explain.	
SHPO administers the National Historic Preservation Act of 1966 which specifies requirements for state historic preservation offices.	

NEW DECISION ITEM

RANK: 019 OF 031

Department of Natural Resources	Budget Unit <u>78420C</u>
Missouri State Parks	
Historic Tax Credit Reviewer Services	HB Section <u>6.365</u>
DI# <u>1780015</u>	

1. AMOUNT OF REQUEST

	FY 2025 Budget Request			
	GR	Federal	Other	Total
PS	0	0	0	0
EE	0	0	45,000	45,000
PSD	0	0	0	0
TRF	0	0	0	0
Total	0	0	45,000	45,000
FTE	0.00	0.00	0.00	0.00

Est. Fringe	<u>0</u>	<u>0</u>	<u>0</u>	<u>0</u>
--------------------	----------	----------	----------	----------

Note: Fringes budgeted in House Bill 5 except for certain fringes budgeted directly to MoDOT, Highway Patrol, and Conservation.

Other Funds: Historic Preservation Revolving Fund (0430)
Non-Counts: Not applicable

	FY 2025 Governor's Recommendation			
	GR	Federal	Other	Total
PS	0	0	0	0
EE	0	0	0	0
PSD	0	0	0	0
TRF	0	0	0	0
Total	0	0	0	0
FTE	0.00	0.00	0.00	0.00

Est. Fringe	<u>0</u>	<u>0</u>	<u>0</u>	<u>0</u>
--------------------	----------	----------	----------	----------

Note: Fringes budgeted in House Bill 5 except for certain fringes budgeted directly to MoDOT, Highway Patrol, and Conservation.

2. THIS REQUEST CAN BE CATEGORIZED AS:

<input type="checkbox"/> New Legislation	<input type="checkbox"/> New Program	<input type="checkbox"/> Fund Switch
<input type="checkbox"/> Federal Mandate	<input checked="" type="checkbox"/> Program Expansion	<input type="checkbox"/> Cost to Continue
<input type="checkbox"/> GR Pick-Up	<input type="checkbox"/> Space Request	<input type="checkbox"/> Equipment Replacement
<input type="checkbox"/> Pay Plan	<input type="checkbox"/> Other: _____	

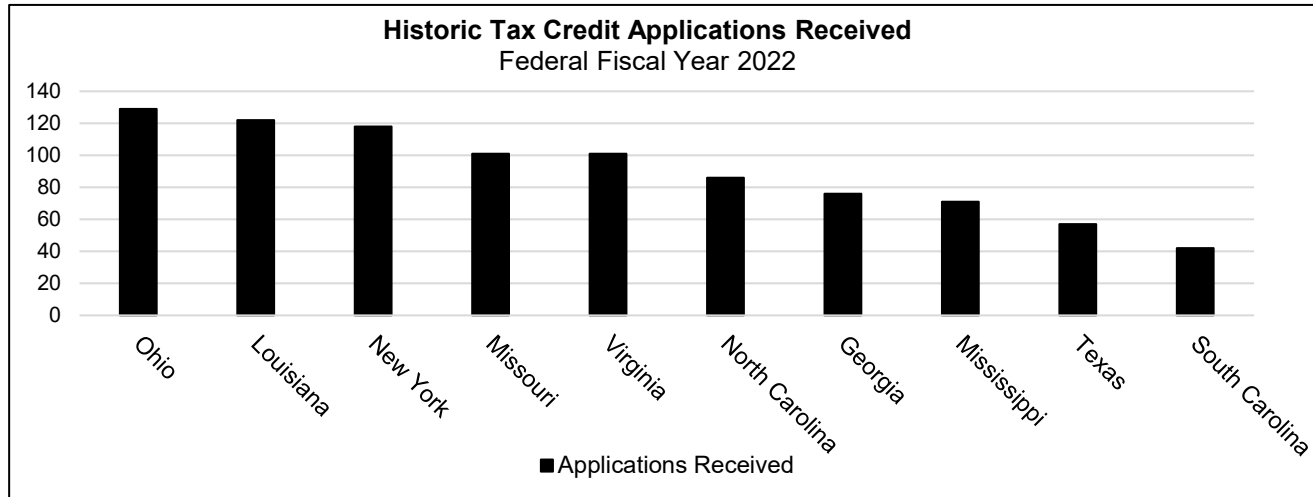
NEW DECISION ITEM

RANK: 019 OF 031

Department of Natural Resources	Budget Unit 78420C
Missouri State Parks	
Historic Tax Credit Reviewer Services	DI# 1780015
	HB Section 6.365

3. WHY IS THIS FUNDING NEEDED? PROVIDE AN EXPLANATION FOR ITEMS CHECKED IN #2. INCLUDE THE FEDERAL OR STATE STATUTORY OR CONSTITUTIONAL AUTHORIZATION FOR THIS PROGRAM.

Title 36 of the Code of Federal Regulations, Part 67 tasks the State Historic Preservation Office (SHPO) with the review of federal Historic Tax Credit (HTC) applications. Sections 253.545 - 253.559, RSMo, tasks the Department of Natural Resources with the review of Missouri HTC applications. Missouri has consistently ranked among the top five states for the number of federal HTC applications submitted. This request will permit the SHPO to expand use of contract Historic Tax Credit (HTC) reviewers.



4. DESCRIBE THE DETAILED ASSUMPTIONS USED TO DERIVE THE SPECIFIC REQUESTED AMOUNT. (How did you determine that the requested number of FTE were appropriate? From what source or standard did you derive the requested levels of funding? Were alternatives such as outsourcing or automation considered? If based on new legislation, does request tie to TAFP fiscal note? If not, explain why. Detail which portions of the request are one-times and how those amounts were calculated.)

The requested on-going costs were derived from the SHPO's use of contract tax credit reviewers in FY 2023 and FY 2024 in addition to projected needs in FY 2025.

Anticipated number of HTC applications requiring contractor review in FFY 2025	150
Average cost per application	\$300
Total:	\$45,000

NEW DECISION ITEM

RANK: 019 OF 031

Department of Natural Resources	Budget Unit <u>78420C</u>
Missouri State Parks	
Historic Tax Credit Reviewer Services	DI# <u>1780015</u> HB Section <u>6.365</u>

5. BREAK DOWN THE REQUEST BY BUDGET OBJECT CLASS, JOB CLASS, AND FUND SOURCE. IDENTIFY ONE-TIME COSTS.

Budget Object Class/Job Class	Dept Req GR DOLLARS	Dept Req GR FTE	Dept Req FED DOLLARS	Dept Req FED FTE	Dept Req OTHER DOLLARS	Dept Req OTHER FTE	Dept Req TOTAL DOLLARS	Dept Req TOTAL FTE	Dept Req One-Time DOLLARS
Total PS	0	0.0	0	0.0	0	0.0	0	0.0	0
400 / Professional Services					45,000		45,000		
Total EE	0		0		45,000		45,000		0
Total PSD	0		0		0		0		0
Total TRF	0		0		0		0		0
Grand Total	0	0.0	0	0.0	45,000	0.0	45,000	0.0	0

Budget Object Class/Job Class	Gov Rec GR DOLLARS	Gov Rec GR FTE	Gov Rec FED DOLLARS	Gov Rec FED FTE	Gov Rec OTHER DOLLARS	Gov Rec OTHER FTE	Gov Rec TOTAL DOLLARS	Gov Rec TOTAL FTE	Gov Rec One-Time DOLLARS
Total PS	0	0.0	0	0.0	0	0.0	0	0.0	0
Total EE	0		0		0		0		0
Total PSD	0		0		0		0		0
Total TRF	0		0		0		0		0
Grand Total	0	0.0	0	0.0	0	0.0	0	0.0	0

NEW DECISION ITEM

RANK: 019 OF 031

Department of Natural Resources	Budget Unit <u>78420C</u>
Missouri State Parks	
Historic Tax Credit Reviewer Services	DI# <u>1780015</u> HB Section <u>6.365</u>

6. PERFORMANCE MEASURES (If new decision item has an associated core, separately identify projected performance with & without additional funding.)

6a. Provide an activity measure(s) for the program.

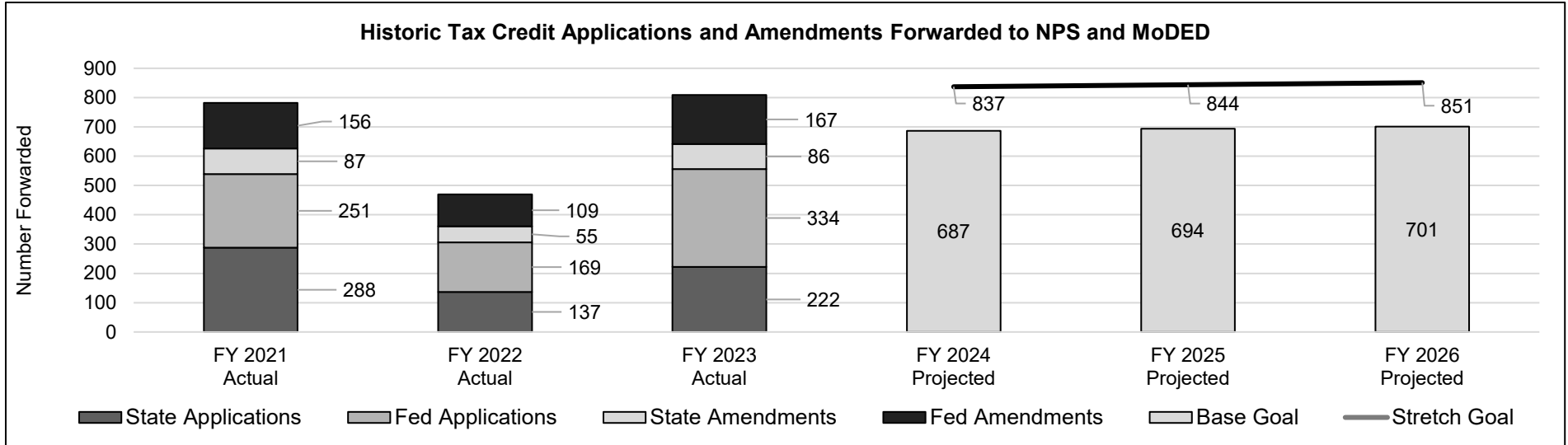
The use of Historic Tax Credit (HTC) contracted reviewers will decrease the use of staff overtime and improve productivity. It also will reduce the burden on the program's existing budget, enabling more program investment in training and professional development of staff, which is especially important for new employees.

6b. Provide a measure(s) of the program's quality.

Processing HTC applications in a timely manner will assist the preservation and economic development of Missouri's historic properties while improving customer service and our partnership with Missouri Department of Economic Development (MoDED), the agency authorized to administer the state HTC program with DNR's assistance.

Department of Natural Resources	Budget Unit 78420C
Missouri State Parks	
Historic Tax Credit Reviewer Services	DI# 1780015
	HB Section 6.365

6c. Provide a measure(s) of the program's impact.



The State Historic Preservation Office (SHPO) is responsible for assisting the National Park Service and the Missouri Department of Economic Development in administering their historic tax credit programs by reviewing federal and state historic tax credit applications. SHPO's role is to determine whether the proposed and completed rehabilitation meets the Secretary of the U.S. Department of the Interior's rehabilitation standards. Processing time is a coordination between the SHPO, the applicant, and other agencies. Missouri is consistently ranked in the top 5 nationally for federal historic tax credit applications forwarded in an individual year.

6d. Provide a measure(s) of the program's efficiency.

This request will allow faster HTC reviews through increased program capacity, reduce if not eliminate the HTC application backlog, and allow the use of SHPO's existing E&E authority to cover other program needs. It will also enable the SHPO to fulfill its mandated responsibilities and federal grant obligations with less dependency on the National Park Service.

7. STRATEGIES TO ACHIEVE THE PERFORMANCE MEASUREMENT TARGETS:

SHPO will hire additional contract HTC reviewers to achieve the performance measurement targets.

Department of Natural Resources

DECISION ITEM DETAIL

Budget Unit	FY 2023	FY 2023	FY 2024	FY 2024	FY 2025	FY 2025	*****	*****
Decision Item	ACTUAL	ACTUAL	BUDGET	BUDGET	DEPT REQ	DEPT REQ	SECURED	SECURED
Budget Object Class	DOLLAR	FTE	DOLLAR	FTE	DOLLAR	FTE	COLUMN	COLUMN
HISTORIC PRESERVATION								
Historic Tax Credit Review Svc - 1780015								
PROFESSIONAL SERVICES	0	0.00	0	0.00	45,000	0.00	0	0.00
TOTAL - EE	0	0.00	0	0.00	45,000	0.00	0	0.00
GRAND TOTAL	\$0	0.00	\$0	0.00	\$45,000	0.00	\$0	0.00
GENERAL REVENUE	\$0	0.00	\$0	0.00	\$0	0.00		0.00
FEDERAL FUNDS	\$0	0.00	\$0	0.00	\$0	0.00		0.00
OTHER FUNDS	\$0	0.00	\$0	0.00	\$45,000	0.00		0.00

CORE DECISION ITEM

Department of Natural Resources					Budget Unit <u>78485C</u>				
Missouri State Parks									
Entertainer Tax Transfer to the Historic Preservation Revolving Fund Core					HB Section <u>6.370</u>				
1. CORE FINANCIAL SUMMARY									
FY 2025 Budget Request					FY 2025 Governor's Recommendation				
	GR	Federal	Other	Total		GR	Fed	Other	Total
PS	0	0	0	0	PS	0	0	0	0
EE	0	0	0	0	EE	0	0	0	0
PSD	0	0	0	0	PSD	0	0	0	0
TRF	1,871,286	0	0	1,871,286	TRF	0	0	0	0
Total	1,871,286	0	0	1,871,286	Total	0	0	0	0
FTE	0.00	0.00	0.00	0.00	FTE	0.00	0.00	0.00	0.00
Est. Fringe	0	0	0	0	Est. Fringe	0	0	0	0
Note: Fringes budgeted in House Bill 5 except for certain fringes budgeted directly to MoDOT, Highway Patrol, and Conservation.					Note: Fringes budgeted in House Bill 5 except for certain fringes budgeted directly to MoDOT, Highway Patrol, and Conservation.				
Other Funds: Not applicable									
2. CORE DESCRIPTION									
Per Section 143.183, RSMo, beginning in Fiscal Year 2000 and each subsequent fiscal year for a period of 31 years, 10% of the annual estimate of taxes generated from the nonresident entertainer and professional athletic team income tax shall be allocated annually and transferred to the Historic Preservation Revolving Fund. The funding can then be used as federal match.									
The Missouri State Parks, State Historic Preservation Office administers the Historic Preservation Revolving Fund which provides financial assistance through planning and construction grants.									

CORE DECISION ITEM

Department of Natural Resources					Budget Unit	78485C
Missouri State Parks						
Entertainer Tax Transfer to the Historic Preservation Revolving Fund Core					HB Section	6.370
3. PROGRAM LISTING (list programs included in this core funding)						
Not applicable. This core decision item is a transfer of funds to the Historic Preservation Revolving Fund. This transfer provides funding for activities included in the State Historic Preservation Operations and Grants PSD Cores.						
4. FINANCIAL HISTORY						
	FY 2021	FY 2022	FY 2023	FY 2024		
	Actual	Actual	Actual	Current Yr.		
Appropriation (All Funds)	155,739	1,006,859	1,354,619	1,871,286		
Less Reverted (All Funds)	(4,672)	(30,206)	(40,639)	(56,139)		
Less Restricted (All Funds)	0	0	0	0		
Budget Authority (All Funds)	151,067	976,653	1,313,980	1,815,147		
Actual Expenditures (All Funds)	151,067	976,653	1,313,980	N/A		
Unexpended (All Funds)	0	0	0	N/A		
Unexpended, by Fund:						
General Revenue	0	0	0	N/A		
Federal	0	0	0	N/A		
Other	0	0	0	N/A		

Actual Expenditures (All Funds)

Fiscal Year	Actual Expenditures
FY 2021	151,067
FY 2022	976,653
FY 2023	1,313,980

Reverted includes the statutory three-percent reserve amount (when applicable).
Restricted includes any Governor's Expenditure Restrictions which remained at the end of the fiscal year (when applicable).

CORE RECONCILIATION DETAIL

**DEPARTMENT OF NATURAL RESOURCES
HISTORIC PRESERVATION-TRANSFER**

5. CORE RECONCILIATION DETAIL

	Budget Class	FTE	GR	Federal	Other	Total	Explanation
TAFP AFTER VETOES							
	TRF	0.00	1,871,286	0	0	1,871,286	
	Total	0.00	1,871,286	0	0	1,871,286	
DEPARTMENT CORE REQUEST							
	TRF	0.00	1,871,286	0	0	1,871,286	
	Total	0.00	1,871,286	0	0	1,871,286	
GOVERNOR'S RECOMMENDED CORE							
	TRF	0.00	1,871,286	0	0	1,871,286	
	Total	0.00	1,871,286	0	0	1,871,286	

Department of Natural Resources

DECISION ITEM SUMMARY

Budget Unit								
Decision Item	FY 2023	FY 2023	FY 2024	FY 2024	FY 2025	FY 2025	*****	*****
Budget Object Summary	ACTUAL	ACTUAL	BUDGET	BUDGET	DEPT REQ	DEPT REQ	SECURED	SECURED
Fund	DOLLAR	FTE	DOLLAR	FTE	DOLLAR	FTE	COLUMN	COLUMN
HISTORIC PRESERVATION-TRANSFER								
CORE								
FUND TRANSFERS								
GENERAL REVENUE	1,313,980	0.00	1,871,286	0.00	1,871,286	0.00	0	0.00
TOTAL - TRF	1,313,980	0.00	1,871,286	0.00	1,871,286	0.00	0	0.00
TOTAL	1,313,980	0.00	1,871,286	0.00	1,871,286	0.00	0	0.00
GRAND TOTAL	\$1,313,980	0.00	\$1,871,286	0.00	\$1,871,286	0.00	\$0	0.00

9/22/23 14:52

im_disummary

Department of Natural Resources

DECISION ITEM DETAIL

Budget Unit	FY 2023	FY 2023	FY 2024	FY 2024	FY 2025	FY 2025	*****	*****
Decision Item	ACTUAL	ACTUAL	BUDGET	BUDGET	DEPT REQ	DEPT REQ	SECURED	SECURED
Budget Object Class	DOLLAR	FTE	DOLLAR	FTE	DOLLAR	FTE	COLUMN	COLUMN
HISTORIC PRESERVATION-TRANSFER								
CORE								
TRANSFERS OUT	1,313,980	0.00	1,871,286	0.00	1,871,286	0.00	0	0.00
TOTAL - TRF	1,313,980	0.00	1,871,286	0.00	1,871,286	0.00	0	0.00
GRAND TOTAL	\$1,313,980	0.00	\$1,871,286	0.00	\$1,871,286	0.00	\$0	0.00
GENERAL REVENUE	\$1,313,980	0.00	\$1,871,286	0.00	\$1,871,286	0.00		0.00
FEDERAL FUNDS	\$0	0.00	\$0	0.00	\$0	0.00		0.00
OTHER FUNDS	\$0	0.00	\$0	0.00	\$0	0.00		0.00

NEW DECISION ITEM
RANK: 031 OF 031

Department of Natural Resources	Budget Unit <u>Various</u>
Agency Wide Operations	
General Revenue FTE Alignment <u>DI# 1780027</u>	HB Section <u>Various</u>

1. AMOUNT OF REQUEST

	FY 2025 Budget Request			
	GR	Federal	Other	Total
PS	0	0	0	0
EE	0	0	0	0
PSD	0	0	0	0
TRF	0	0	0	0
Total	0	0	0	0
FTE	57.95	0.00	0.00	57.95

Est. Fringe	0	0	0	0
--------------------	---	---	---	---

Note: Fringes budgeted in House Bill 5 except for certain fringes budgeted directly to MoDOT, Highway Patrol, and Conservation.

Other Funds: Not applicable
Non-Counts: Not applicable

Note: see corresponding 57.95 FTE core reductions (federal and other funds) in the department's various operating core budget forms.

	FY 2025 Governor's Recommendation			
	GR	Federal	Other	Total
PS	0	0	0	0
EE	0	0	0	0
PSD	0	0	0	0
TRF	0	0	0	0
Total	0	0	0	0
FTE	0.00	0.00	0.00	0.00

Est. Fringe	0	0	0	0
--------------------	---	---	---	---

Note: Fringes budgeted in House Bill 5 except for certain fringes budgeted directly to MoDOT, Highway Patrol, and

2. THIS REQUEST CAN BE CATEGORIZED AS:

<input type="checkbox"/>	New Legislation	<input type="checkbox"/>	New Program	<input type="checkbox"/>	Fund Switch
<input type="checkbox"/>	Federal Mandate	<input type="checkbox"/>	Program Expansion	<input type="checkbox"/>	Cost to Continue
<input checked="" type="checkbox"/>	GR Pick-Up	<input type="checkbox"/>	Space Request	<input type="checkbox"/>	Equipment Replacement
<input type="checkbox"/>	Pay Plan	<input type="checkbox"/>	Other: _____		

3. WHY IS THIS FUNDING NEEDED? PROVIDE AN EXPLANATION FOR ITEMS CHECKED IN #2. INCLUDE THE FEDERAL OR STATE STATUTORY OR CONSTITUTIONAL AUTHORIZATION FOR THIS PROGRAM.

The Department of Natural Resources received general revenue funding (FY 2023 and FY 2024 budgets) to partially support the statewide pay plans effective March 1, 2022 and March 1, 2023. That funding did not have FTE associated with it. To appropriately reflect the FTE accrual with the adjusted salary, the department is requesting to move 57.95 FTE authority from Federal and Other funds to General Revenue through core reductions in the various operation core items and a corresponding new decision item here.

NEW DECISION ITEM

RANK: 031 OF 031

Department of Natural Resources			Budget Unit		Various	
Agency Wide Operations						
General Revenue FTE Alignment		DI# 1780027	HB Section		Various	
4. DESCRIBE THE DETAILED ASSUMPTIONS USED TO DERIVE THE SPECIFIC REQUESTED AMOUNT. (How did you determine that the requested number of FTE were appropriate? From what source or standard did you derive the requested levels of funding? Were alternatives such as outsourcing or automation considered? If based on new legislation, does request tie to TAFP fiscal note? If not, explain why. Detail which portions of the request are one-times and how those amounts were calculated.)						
This request for 57.95 FTE aligns general revenue funding with FTE accrual. The department received general revenue funding to partially support the statewide pay plans effective March 1, 2022 and March 1, 2023 due to insufficient federal and fee funds. This request reconciles general revenue FTE for the department.						
Performance measures are not included as this is a technical correction. (Sections 6a-6d and 7 omitted)						
Program	Budget Unit	HB Section	New GR funding (FY 24)	FTE authority requested		
Department Operations	78111C	6.200	371,553	4.58		
Division of Environmental Quality						
Financial Assistance Center	78840C	6.225	145,483	2.40		
Water Protection Program	78847C	6.225	604,468	9.80		
Air Pollution Control Program	78865C	6.225	369,993	4.60		
Env Remediation Program	78870C	6.225	353,781	5.90		
Waste Management Program	78875C	6.225	158,578	2.80		
Regional Offices	78855C	6.225	836,156	10.90		
Environmental Services Program	78885C	6.225	422,269	8.74		
Environmental Quality Admin	78117C	6.225	111,408	1.65		
DEQ Total			3,002,136	46.79		
Geological Survey Operations	78510C	6.295	455,940	2.00		
Energy Operations	78210C	6.340	154,008	2.00		
State Parks Operations	78415C	6.360	141,137	1.83		
Historic Preservation	78420C	6.365	40,379	0.75		
Department Totals			4,165,153	57.95		

NEW DECISION ITEM

RANK: 031 OF 031

Department of Natural Resources	Budget Unit	<u>Various</u>
Agency Wide Operations		
General Revenue FTE Alignment	DI# 1780027	HB Section <u>Various</u>

5. BREAK DOWN THE REQUEST BY BUDGET OBJECT CLASS, JOB CLASS, AND FUND SOURCE. IDENTIFY ONE-TIME COSTS.

Budget Object Class/Job Class	Dept Req GR DOLLARS	Dept Req GR FTE	Dept Req FED DOLLARS	Dept Req FED FTE	Dept Req OTHER DOLLARS	Dept Req OTHER FTE	Dept Req TOTAL DOLLARS	Dept Req TOTAL FTE	Dept Req One-Time DOLLARS
100-Salaries and Wages (various)		57.95				0.00	0	57.95	
Total PS	0	57.95	0	0.00	0	0.00	0	57.95	0
Grand Total	0	57.95	0	0.00	0	0.00	0	57.95	0

Budget Object Class/Job Class	Gov Rec GR DOLLARS	Gov Rec GR FTE	Gov Rec FED DOLLARS	Gov Rec FED FTE	Gov Rec OTHER DOLLARS	Gov Rec OTHER FTE	Gov Rec TOTAL DOLLARS	Gov Rec TOTAL FTE	Gov Rec One-Time DOLLARS
100-Salaries and Wages (various)		0.00				0.00	0	0.00	
Total PS	0	0.00	0	0.00	0	0.00	0	0.00	0
Grand Total	0	0.00	0	0.00	0	0.00	0	0.00	0

Department of Natural Resources

DECISION ITEM SUMMARY

Budget Unit								
Decision Item	FY 2023	FY 2023	FY 2024	FY 2024	FY 2025	FY 2025	*****	*****
Budget Object Summary	ACTUAL	ACTUAL	BUDGET	BUDGET	DEPT REQ	DEPT REQ	SECURED	SECURED
Fund	DOLLAR	FTE	DOLLAR	FTE	DOLLAR	FTE	COLUMN	COLUMN
DNR PS								
CORE								
PERSONAL SERVICES								
GENERAL REVENUE	2,698,437	47.12	0	0.00	0	0.00	0	0.00
STATE PARKS EARNINGS	23,548	0.45	0	0.00	0	0.00	0	0.00
NATURAL RESOURCES REVOLVING SE	2,250	0.04	0	0.00	0	0.00	0	0.00
NRP-WATER POLLUTION PERMIT FEE	17,680	0.35	0	0.00	0	0.00	0	0.00
SOLID WASTE MGMT-SCRAP TIRE	6,149	0.11	0	0.00	0	0.00	0	0.00
SOLID WASTE MANAGEMENT	28,533	0.52	0	0.00	0	0.00	0	0.00
PETROLEUM STORAGE TANK INS	51,741	0.86	0	0.00	0	0.00	0	0.00
ENVIRONMENTAL RADIATION MONITR	5,412	0.12	0	0.00	0	0.00	0	0.00
BABLER STATE PARK	1,576	0.04	0	0.00	0	0.00	0	0.00
TOTAL - PS	2,835,326	49.61	0	0.00	0	0.00	0	0.00
TOTAL	2,835,326	49.61	0	0.00	0	0.00	0	0.00
GRAND TOTAL	\$2,835,326	49.61	\$0	0.00	\$0	0.00	\$0	0.00

9/22/23 14:52

im_disummary

Department of Natural Resources

DECISION ITEM DETAIL

Budget Unit	FY 2023	FY 2023	FY 2024	FY 2024	FY 2025	FY 2025	*****	*****
Decision Item	ACTUAL	ACTUAL	BUDGET	BUDGET	DEPT REQ	DEPT REQ	SECURED	SECURED
Budget Object Class	DOLLAR	FTE	DOLLAR	FTE	DOLLAR	FTE	COLUMN	COLUMN
DNR PS								
CORE								
ASSISTANT ENGINEER	27,053	0.46	0	0.00	0	0.00	0	0.00
ASSOCIATE ENGINEER	98,836	1.60	0	0.00	0	0.00	0	0.00
PROFESSIONAL ENGINEER	67,170	0.94	0	0.00	0	0.00	0	0.00
SENIOR PROFESSIONAL ENGINEER	1,509	0.02	0	0.00	0	0.00	0	0.00
ENGINEER SUPERVISOR	39,228	0.50	0	0.00	0	0.00	0	0.00
ENGNG SURVEYING & FIELD TECH	10,864	0.25	0	0.00	0	0.00	0	0.00
ENGNG/ARCHITECT PROJECT MGR	42,989	0.66	0	0.00	0	0.00	0	0.00
SR ENGNG/ARCHITECT PROJECT MGR	12,682	0.17	0	0.00	0	0.00	0	0.00
ENVIRONMENTAL PROGRAM ASST	150,924	3.38	0	0.00	0	0.00	0	0.00
ENVIRONMENTAL PROGRAM ANALYST	405,709	7.74	0	0.00	0	0.00	0	0.00
ENVIRONMENTAL PROGRAM SPEC	182,973	3.02	0	0.00	0	0.00	0	0.00
ENVIRONMENTAL PROGRAM SPV	235,478	3.56	0	0.00	0	0.00	0	0.00
ENVIRONMENTAL PROGRAM MANAGER	112,518	1.46	0	0.00	0	0.00	0	0.00
AGENCY BUDGET ANALYST	8,532	0.17	0	0.00	0	0.00	0	0.00
AGENCY BUDGET SENIOR ANALYST	22,061	0.33	0	0.00	0	0.00	0	0.00
ACCOUNTS ASSISTANT	2,766	0.08	0	0.00	0	0.00	0	0.00
SENIOR ACCOUNTS ASSISTANT	1,673	0.04	0	0.00	0	0.00	0	0.00
ACCOUNTANT	19,175	0.36	0	0.00	0	0.00	0	0.00
INTERMEDIATE ACCOUNTANT	7,059	0.13	0	0.00	0	0.00	0	0.00
SENIOR ACCOUNTANT	5,085	0.08	0	0.00	0	0.00	0	0.00
ACCOUNTANT SUPERVISOR	9,263	0.14	0	0.00	0	0.00	0	0.00
ACCOUNTANT MANAGER	24,996	0.27	0	0.00	0	0.00	0	0.00
LEAD AUDITOR	4,733	0.08	0	0.00	0	0.00	0	0.00
GRANTS OFFICER	8,852	0.16	0	0.00	0	0.00	0	0.00
GRANTS SPECIALIST	7,779	0.14	0	0.00	0	0.00	0	0.00
PROCUREMENT ANALYST	9,389	0.17	0	0.00	0	0.00	0	0.00
PROCUREMENT SPECIALIST	2,446	0.04	0	0.00	0	0.00	0	0.00
PROCUREMENT SUPERVISOR	11,479	0.17	0	0.00	0	0.00	0	0.00
HUMAN RESOURCES GENERALIST	9,328	0.19	0	0.00	0	0.00	0	0.00
HUMAN RESOURCES MANAGER	5,277	0.07	0	0.00	0	0.00	0	0.00
HUMAN RESOURCES DIRECTOR	3,564	0.04	0	0.00	0	0.00	0	0.00
MUSEUM CURATOR	1,889	0.04	0	0.00	0	0.00	0	0.00

Department of Natural Resources

DECISION ITEM DETAIL

Budget Unit	FY 2023	FY 2023	FY 2024	FY 2024	FY 2025	FY 2025	*****	*****
Decision Item	ACTUAL	ACTUAL	BUDGET	BUDGET	DEPT REQ	DEPT REQ	SECURED	SECURED
Budget Object Class	DOLLAR	FTE	DOLLAR	FTE	DOLLAR	FTE	COLUMN	COLUMN
DNR PS								
CORE								
STATE DEPARTMENT DIRECTOR	11,067	0.07	0	0.00	0	0.00	0	0.00
DEPUTY STATE DEPT DIRECTOR	9,682	0.07	0	0.00	0	0.00	0	0.00
DESIGNATED PRINCIPAL ASST DEPT	30,324	0.34	0	0.00	0	0.00	0	0.00
DIVISION DIRECTOR	32,945	0.25	0	0.00	0	0.00	0	0.00
DEPUTY DIVISION DIRECTOR	32,126	0.30	0	0.00	0	0.00	0	0.00
DESIGNATED PRINCIPAL ASST DIV	19,457	0.33	0	0.00	0	0.00	0	0.00
LEGAL COUNSEL	8,093	0.07	0	0.00	0	0.00	0	0.00
MISCELLANEOUS TECHNICAL	3,383	0.08	0	0.00	0	0.00	0	0.00
MISCELLANEOUS PROFESSIONAL	9,439	0.18	0	0.00	0	0.00	0	0.00
SPECIAL ASST PROFESSIONAL	49,557	0.68	0	0.00	0	0.00	0	0.00
ADMINISTRATIVE SUPPORT CLERK	1,782	0.05	0	0.00	0	0.00	0	0.00
ADMIN SUPPORT ASSISTANT	60,243	1.66	0	0.00	0	0.00	0	0.00
LEAD ADMIN SUPPORT ASSISTANT	40,077	1.03	0	0.00	0	0.00	0	0.00
ADMIN SUPPORT PROFESSIONAL	38,501	0.89	0	0.00	0	0.00	0	0.00
ADMINISTRATIVE MANAGER	6,359	0.08	0	0.00	0	0.00	0	0.00
PROGRAM SPECIALIST	18,403	0.32	0	0.00	0	0.00	0	0.00
SENIOR PROGRAM SPECIALIST	20,620	0.34	0	0.00	0	0.00	0	0.00
PROGRAM COORDINATOR	25,716	0.40	0	0.00	0	0.00	0	0.00
PROGRAM MANAGER	20,539	0.24	0	0.00	0	0.00	0	0.00
RESEARCH/DATA ASSISTANT	1,460	0.04	0	0.00	0	0.00	0	0.00
ASSOC RESEARCH/DATA ANALYST	19,462	0.43	0	0.00	0	0.00	0	0.00
RESEARCH/DATA ANALYST	49,156	0.88	0	0.00	0	0.00	0	0.00
SENIOR RESEARCH/DATA ANALYST	9,076	0.14	0	0.00	0	0.00	0	0.00
RESEARCH DATA ANALYSIS SPV/MGR	5,802	0.08	0	0.00	0	0.00	0	0.00
PUBLIC RELATIONS SPECIALIST	7,121	0.17	0	0.00	0	0.00	0	0.00
SR PUBLIC RELATIONS SPECIALIST	457	0.01	0	0.00	0	0.00	0	0.00
PUBLIC RELATIONS COORDINATOR	16,016	0.25	0	0.00	0	0.00	0	0.00
STAFF DEVELOPMENT TRAINER	1,790	0.04	0	0.00	0	0.00	0	0.00
STAFF DEV TRAINING SPECIALIST	1,875	0.04	0	0.00	0	0.00	0	0.00
STAFF DEVELOPMENT TRAINING MGR	2,571	0.04	0	0.00	0	0.00	0	0.00
DESIGNER	9,389	0.17	0	0.00	0	0.00	0	0.00
ARCHITECT	38,483	0.50	0	0.00	0	0.00	0	0.00

Department of Natural Resources

DECISION ITEM DETAIL

Budget Unit	FY 2023	FY 2023	FY 2024	FY 2024	FY 2025	FY 2025	*****	*****
Decision Item	ACTUAL	ACTUAL	BUDGET	BUDGET	DEPT REQ	DEPT REQ	SECURED	SECURED
Budget Object Class	DOLLAR	FTE	DOLLAR	FTE	DOLLAR	FTE	COLUMN	COLUMN
DNR PS								
CORE								
PARK RANGER	196,563	3.96	0	0.00	0	0.00	0	0.00
PARK RANGER CORPORAL	64,051	1.14	0	0.00	0	0.00	0	0.00
PARK RANGER SERGEANT	72,870	1.19	0	0.00	0	0.00	0	0.00
PARK RANGER MANAGER	66,244	0.88	0	0.00	0	0.00	0	0.00
PARK/HISTORIC SITE SPECIALIST	7,648	0.17	0	0.00	0	0.00	0	0.00
SENIOR PARK/HISTORIC SITE SPEC	9,001	0.17	0	0.00	0	0.00	0	0.00
PARK/HISTORIC SITE COORDINATOR	11,550	0.21	0	0.00	0	0.00	0	0.00
PARK/HISTORIC SITE SUPERVISOR	46,072	0.84	0	0.00	0	0.00	0	0.00
PARK/HISTORIC SITE MANAGER	22,521	0.33	0	0.00	0	0.00	0	0.00
LABORATORY SUPPORT TECHNICIAN	10,475	0.27	0	0.00	0	0.00	0	0.00
SENIOR LABORATORY SUPPORT TECH	3,790	0.09	0	0.00	0	0.00	0	0.00
LABORATORY SUPPORT SUPERVISOR	3,872	0.09	0	0.00	0	0.00	0	0.00
LABORATORY SCIENTIST	5,668	0.12	0	0.00	0	0.00	0	0.00
SENIOR LABORATORY SCIENTIST	41,435	0.71	0	0.00	0	0.00	0	0.00
LABORATORY SUPERVISOR	4,319	0.06	0	0.00	0	0.00	0	0.00
LABORATORY MANAGER	4,595	0.06	0	0.00	0	0.00	0	0.00
MAINTENANCE/GROUNDS TECHNICIAN	58,346	1.54	0	0.00	0	0.00	0	0.00
SPECIALIZED TRADES WORKER	40,118	0.94	0	0.00	0	0.00	0	0.00
SPECIALIZED TRADES SUPERVISOR	2,549	0.04	0	0.00	0	0.00	0	0.00
CONSTRUCTION PROJECT SPV	9,389	0.17	0	0.00	0	0.00	0	0.00
TOTAL - PS	2,835,326	49.61	0	0.00	0	0.00	0	0.00
GRAND TOTAL	\$2,835,326	49.61	\$0	0.00	\$0	0.00	\$0	0.00
GENERAL REVENUE	\$2,698,437	47.12	\$0	0.00	\$0	0.00		0.00
FEDERAL FUNDS	\$0	0.00	\$0	0.00	\$0	0.00		0.00
OTHER FUNDS	\$136,889	2.49	\$0	0.00	\$0	0.00		0.00

Department of Natural Resources

DECISION ITEM DETAIL

Budget Unit	FY 2023	FY 2023	FY 2024	FY 2024	FY 2025	FY 2025	*****	*****
Decision Item	ACTUAL	ACTUAL	BUDGET	BUDGET	DEPT REQ	DEPT REQ	SECURED	SECURED
Budget Object Class	DOLLAR	FTE	DOLLAR	FTE	DOLLAR	FTE	COLUMN	COLUMN
DEPARTMENT OPERATIONS								
GR FTE Alignment - 1780027								
DESIGNATED PRINCIPAL ASST DEPT	0	0.00	0	0.00	0	0.35	0	0.00
SPECIAL ASST PROFESSIONAL	0	0.00	0	0.00	0	0.70	0	0.00
ADMIN SUPPORT PROFESSIONAL	0	0.00	0	0.00	0	0.28	0	0.00
RESEARCH/DATA ASSISTANT	0	0.00	0	0.00	0	0.17	0	0.00
RESEARCH/DATA ANALYST	0	0.00	0	0.00	0	0.17	0	0.00
PUBLIC RELATIONS COORDINATOR	0	0.00	0	0.00	0	0.31	0	0.00
PUBLIC RELATIONS DIRECTOR	0	0.00	0	0.00	0	0.05	0	0.00
STAFF DEVELOPMENT TRAINING MGR	0	0.00	0	0.00	0	0.17	0	0.00
AGENCY BUDGET SENIOR ANALYST	0	0.00	0	0.00	0	0.21	0	0.00
SENIOR ACCOUNTS ASSISTANT	0	0.00	0	0.00	0	0.24	0	0.00
INTERMEDIATE ACCOUNTANT	0	0.00	0	0.00	0	0.24	0	0.00
ACCOUNTANT SUPERVISOR	0	0.00	0	0.00	0	0.31	0	0.00
ACCOUNTANT MANAGER	0	0.00	0	0.00	0	0.14	0	0.00
LEAD AUDITOR	0	0.00	0	0.00	0	0.14	0	0.00
PROCUREMENT SPECIALIST	0	0.00	0	0.00	0	0.07	0	0.00
PROCUREMENT SUPERVISOR	0	0.00	0	0.00	0	0.17	0	0.00
HUMAN RESOURCES GENERALIST	0	0.00	0	0.00	0	0.52	0	0.00
HUMAN RESOURCES MANAGER	0	0.00	0	0.00	0	0.34	0	0.00
TOTAL - PS	0	0.00	0	0.00	0	4.58	0	0.00
GRAND TOTAL	\$0	0.00	\$0	0.00	\$0	4.58	\$0	0.00
GENERAL REVENUE	\$0	0.00	\$0	0.00	\$0	4.58		0.00
FEDERAL FUNDS	\$0	0.00	\$0	0.00	\$0	0.00		0.00
OTHER FUNDS	\$0	0.00	\$0	0.00	\$0	0.00		0.00

Department of Natural Resources

DECISION ITEM DETAIL

Budget Unit	FY 2023	FY 2023	FY 2024	FY 2024	FY 2025	FY 2025	*****	*****
Decision Item	ACTUAL	ACTUAL	BUDGET	BUDGET	DEPT REQ	DEPT REQ	SECURED	SECURED
Budget Object Class	DOLLAR	FTE	DOLLAR	FTE	DOLLAR	FTE	COLUMN	COLUMN
FINANCIAL ASST CENTER								
GR FTE Alignment - 1780027								
ASSOCIATE ENGINEER	0	0.00	0	0.00	0	0.40	0	0.00
PROFESSIONAL ENGINEER	0	0.00	0	0.00	0	0.25	0	0.00
ENGINEER SUPERVISOR	0	0.00	0	0.00	0	0.10	0	0.00
ENVIRONMENTAL PROGRAM ANALYST	0	0.00	0	0.00	0	1.55	0	0.00
ENVIRONMENTAL PROGRAM SPV	0	0.00	0	0.00	0	0.05	0	0.00
ENVIRONMENTAL PROGRAM MANAGER	0	0.00	0	0.00	0	0.05	0	0.00
TOTAL - PS	0	0.00	0	0.00	0	2.40	0	0.00
GRAND TOTAL	\$0	0.00	\$0	0.00	\$0	2.40	\$0	0.00
GENERAL REVENUE	\$0	0.00	\$0	0.00	\$0	2.40		0.00
FEDERAL FUNDS	\$0	0.00	\$0	0.00	\$0	0.00		0.00
OTHER FUNDS	\$0	0.00	\$0	0.00	\$0	0.00		0.00

DECISION ITEM DETAIL

Budget Unit	FY 2023	FY 2023	FY 2024	FY 2024	FY 2025	FY 2025	*****	*****
Decision Item	ACTUAL	ACTUAL	BUDGET	BUDGET	DEPT REQ	DEPT REQ	SECURED	SECURED
Budget Object Class	DOLLAR	FTE	DOLLAR	FTE	DOLLAR	FTE	COLUMN	COLUMN
WATER PROTECTION PROGRAM								
GR FTE Alignment - 1780027								
ENVIRONMENTAL PROGRAM ANALYST	0	0.00	0	0.00	0	9.80	0	0.00
TOTAL - PS	0	0.00	0	0.00	0	9.80	0	0.00
GRAND TOTAL	\$0	0.00	\$0	0.00	\$0	9.80	\$0	0.00
GENERAL REVENUE	\$0	0.00	\$0	0.00	\$0	9.80		0.00
FEDERAL FUNDS	\$0	0.00	\$0	0.00	\$0	0.00		0.00
OTHER FUNDS	\$0	0.00	\$0	0.00	\$0	0.00		0.00

Department of Natural Resources

DECISION ITEM DETAIL

Budget Unit	FY 2023	FY 2023	FY 2024	FY 2024	FY 2025	FY 2025	*****	*****
Decision Item	ACTUAL	ACTUAL	BUDGET	BUDGET	DEPT REQ	DEPT REQ	SECURED	SECURED
Budget Object Class	DOLLAR	FTE	DOLLAR	FTE	DOLLAR	FTE	COLUMN	COLUMN
AIR POLLUTION CONTROL PGRM								
GR FTE Alignment - 1780027								
ENVIRONMENTAL PROGRAM ANALYST	0	0.00	0	0.00	0	4.60	0	0.00
TOTAL - PS	0	0.00	0	0.00	0	4.60	0	0.00
GRAND TOTAL	\$0	0.00	\$0	0.00	\$0	4.60	\$0	0.00
GENERAL REVENUE	\$0	0.00	\$0	0.00	\$0	4.60		0.00
FEDERAL FUNDS	\$0	0.00	\$0	0.00	\$0	0.00		0.00
OTHER FUNDS	\$0	0.00	\$0	0.00	\$0	0.00		0.00

Department of Natural Resources

DECISION ITEM DETAIL

Budget Unit	FY 2023	FY 2023	FY 2024	FY 2024	FY 2025	FY 2025	*****	*****
Decision Item	ACTUAL	ACTUAL	BUDGET	BUDGET	DEPT REQ	DEPT REQ	SECURED	SECURED
Budget Object Class	DOLLAR	FTE	DOLLAR	FTE	DOLLAR	FTE	COLUMN	COLUMN
ENV REMEDIATION PROGRAM								
GR FTE Alignment - 1780027								
ENVIRONMENTAL PROGRAM ANALYST	0	0.00	0	0.00	0	5.90	0	0.00
TOTAL - PS	0	0.00	0	0.00	0	5.90	0	0.00
GRAND TOTAL	\$0	0.00	\$0	0.00	\$0	5.90	\$0	0.00
GENERAL REVENUE	\$0	0.00	\$0	0.00	\$0	5.90		0.00
FEDERAL FUNDS	\$0	0.00	\$0	0.00	\$0	0.00		0.00
OTHER FUNDS	\$0	0.00	\$0	0.00	\$0	0.00		0.00

Department of Natural Resources

DECISION ITEM DETAIL

Budget Unit	FY 2023	FY 2023	FY 2024	FY 2024	FY 2025	FY 2025	*****	*****
Decision Item	ACTUAL	ACTUAL	BUDGET	BUDGET	DEPT REQ	DEPT REQ	SECURED	SECURED
Budget Object Class	DOLLAR	FTE	DOLLAR	FTE	DOLLAR	FTE	COLUMN	COLUMN
WASTE MGMT PROGRAM								
GR FTE Alignment - 1780027								
ENVIRONMENTAL PROGRAM ANALYST	0	0.00	0	0.00	0	2.80	0	0.00
TOTAL - PS	0	0.00	0	0.00	0	2.80	0	0.00
GRAND TOTAL	\$0	0.00	\$0	0.00	\$0	2.80	\$0	0.00
GENERAL REVENUE	\$0	0.00	\$0	0.00	\$0	2.80		0.00
FEDERAL FUNDS	\$0	0.00	\$0	0.00	\$0	0.00		0.00
OTHER FUNDS	\$0	0.00	\$0	0.00	\$0	0.00		0.00

Department of Natural Resources

DECISION ITEM DETAIL

Budget Unit	FY 2023	FY 2023	FY 2024	FY 2024	FY 2025	FY 2025	*****	*****
Decision Item	ACTUAL	ACTUAL	BUDGET	BUDGET	DEPT REQ	DEPT REQ	SECURED	SECURED
Budget Object Class	DOLLAR	FTE	DOLLAR	FTE	DOLLAR	FTE	COLUMN	COLUMN
REGIONAL OFFICES								
GR FTE Alignment - 1780027								
LEAD ADMIN SUPPORT ASSISTANT	0	0.00	0	0.00	0	0.65	0	0.00
ADMIN SUPPORT PROFESSIONAL	0	0.00	0	0.00	0	0.20	0	0.00
ENVIRONMENTAL PROGRAM ANALYST	0	0.00	0	0.00	0	10.05	0	0.00
TOTAL - PS	0	0.00	0	0.00	0	10.90	0	0.00
GRAND TOTAL	\$0	0.00	\$0	0.00	\$0	10.90	\$0	0.00
GENERAL REVENUE	\$0	0.00	\$0	0.00	\$0	10.90		0.00
FEDERAL FUNDS	\$0	0.00	\$0	0.00	\$0	0.00		0.00
OTHER FUNDS	\$0	0.00	\$0	0.00	\$0	0.00		0.00

Department of Natural Resources

DECISION ITEM DETAIL

Budget Unit	FY 2023	FY 2023	FY 2024	FY 2024	FY 2025	FY 2025	*****	*****
Decision Item	ACTUAL	ACTUAL	BUDGET	BUDGET	DEPT REQ	DEPT REQ	SECURED	SECURED
Budget Object Class	DOLLAR	FTE	DOLLAR	FTE	DOLLAR	FTE	COLUMN	COLUMN
ENVIRONMENTAL SERVICES PRGM								
GR FTE Alignment - 1780027								
ENVIRONMENTAL PROGRAM ANALYST	0	0.00	0	0.00	0	6.33	0	0.00
SENIOR LABORATORY SCIENTIST	0	0.00	0	0.00	0	2.41	0	0.00
TOTAL - PS	0	0.00	0	0.00	0	8.74	0	0.00
GRAND TOTAL	\$0	0.00	\$0	0.00	\$0	8.74	\$0	0.00
GENERAL REVENUE	\$0	0.00	\$0	0.00	\$0	8.74		0.00
FEDERAL FUNDS	\$0	0.00	\$0	0.00	\$0	0.00		0.00
OTHER FUNDS	\$0	0.00	\$0	0.00	\$0	0.00		0.00

Department of Natural Resources

DECISION ITEM DETAIL

Budget Unit	FY 2023	FY 2023	FY 2024	FY 2024	FY 2025	FY 2025	*****	*****
Decision Item	ACTUAL	ACTUAL	BUDGET	BUDGET	DEPT REQ	DEPT REQ	SECURED	SECURED
Budget Object Class	DOLLAR	FTE	DOLLAR	FTE	DOLLAR	FTE	COLUMN	COLUMN
ENVIRONMENTAL QUALITY ADMIN								
GR FTE Alignment - 1780027								
ENVIRONMENTAL PROGRAM SPEC	0	0.00	0	0.00	0	1.65	0	0.00
TOTAL - PS	0	0.00	0	0.00	0	1.65	0	0.00
GRAND TOTAL	\$0	0.00	\$0	0.00	\$0	1.65	\$0	0.00
GENERAL REVENUE	\$0	0.00	\$0	0.00	\$0	1.65		0.00
FEDERAL FUNDS	\$0	0.00	\$0	0.00	\$0	0.00		0.00
OTHER FUNDS	\$0	0.00	\$0	0.00	\$0	0.00		0.00

Department of Natural Resources

DECISION ITEM DETAIL

Budget Unit	FY 2023	FY 2023	FY 2024	FY 2024	FY 2025	FY 2025	*****	*****
Decision Item	ACTUAL	ACTUAL	BUDGET	BUDGET	DEPT REQ	DEPT REQ	SECURED	SECURED
Budget Object Class	DOLLAR	FTE	DOLLAR	FTE	DOLLAR	FTE	COLUMN	COLUMN
GEOLOGICAL SURVEY OPERATIONS								
GR FTE Alignment - 1780027								
ENVIRONMENTAL PROGRAM ANALYST	0	0.00	0	0.00	0	2.00	0	0.00
TOTAL - PS	0	0.00	0	0.00	0	2.00	0	0.00
GRAND TOTAL	\$0	0.00	\$0	0.00	\$0	2.00	\$0	0.00
GENERAL REVENUE	\$0	0.00	\$0	0.00	\$0	2.00		0.00
FEDERAL FUNDS	\$0	0.00	\$0	0.00	\$0	0.00		0.00
OTHER FUNDS	\$0	0.00	\$0	0.00	\$0	0.00		0.00

DECISION ITEM DETAIL

Budget Unit	FY 2023	FY 2023	FY 2024	FY 2024	FY 2025	FY 2025	*****	*****
Decision Item	ACTUAL	ACTUAL	BUDGET	BUDGET	DEPT REQ	DEPT REQ	SECURED	SECURED
Budget Object Class	DOLLAR	FTE	DOLLAR	FTE	DOLLAR	FTE	COLUMN	COLUMN
ENERGY DIV OPERATIONS								
GR FTE Alignment - 1780027								
ENVIRONMENTAL PROGRAM ANALYST	0	0.00	0	0.00	0	2.00	0	0.00
TOTAL - PS	0	0.00	0	0.00	0	2.00	0	0.00
GRAND TOTAL	\$0	0.00	\$0	0.00	\$0	2.00	\$0	0.00
GENERAL REVENUE	\$0	0.00	\$0	0.00	\$0	2.00		0.00
FEDERAL FUNDS	\$0	0.00	\$0	0.00	\$0	0.00		0.00
OTHER FUNDS	\$0	0.00	\$0	0.00	\$0	0.00		0.00

Department of Natural Resources

DECISION ITEM DETAIL

Budget Unit	FY 2023	FY 2023	FY 2024	FY 2024	FY 2025	FY 2025	*****	*****
Decision Item	ACTUAL	ACTUAL	BUDGET	BUDGET	DEPT REQ	DEPT REQ	SECURED	SECURED
Budget Object Class	DOLLAR	FTE	DOLLAR	FTE	DOLLAR	FTE	COLUMN	COLUMN
STATE PARKS OPERATION								
GR FTE Alignment - 1780027								
SEASONAL AIDE	0	0.00	0	0.00	0	0.20	0	0.00
ACCOUNTS ASSISTANT	0	0.00	0	0.00	0	1.00	0	0.00
SENIOR ACCOUNTS ASSISTANT	0	0.00	0	0.00	0	0.63	0	0.00
TOTAL - PS	0	0.00	0	0.00	0	1.83	0	0.00
GRAND TOTAL	\$0	0.00	\$0	0.00	\$0	1.83	\$0	0.00
GENERAL REVENUE	\$0	0.00	\$0	0.00	\$0	1.83		0.00
FEDERAL FUNDS	\$0	0.00	\$0	0.00	\$0	0.00		0.00
OTHER FUNDS	\$0	0.00	\$0	0.00	\$0	0.00		0.00

Department of Natural Resources

DECISION ITEM DETAIL

Budget Unit	FY 2023	FY 2023	FY 2024	FY 2024	FY 2025	FY 2025	*****	*****
Decision Item	ACTUAL	ACTUAL	BUDGET	BUDGET	DEPT REQ	DEPT REQ	SECURED	SECURED
Budget Object Class	DOLLAR	FTE	DOLLAR	FTE	DOLLAR	FTE	COLUMN	COLUMN
HISTORIC PRESERVATION								
GR FTE Alignment - 1780027								
OFFICE WORKER MISCELLANEOUS	0	0.00	0	0.00	0	0.55	0	0.00
ARCHITECTURAL HISTORIAN	0	0.00	0	0.00	0	0.20	0	0.00
TOTAL - PS	0	0.00	0	0.00	0	0.75	0	0.00
GRAND TOTAL	\$0	0.00	\$0	0.00	\$0	0.75	\$0	0.00
GENERAL REVENUE	\$0	0.00	\$0	0.00	\$0	0.75		0.00
FEDERAL FUNDS	\$0	0.00	\$0	0.00	\$0	0.00		0.00
OTHER FUNDS	\$0	0.00	\$0	0.00	\$0	0.00		0.00

FLEXIBILITY REQUEST FORM

BUDGET UNIT NUMBER: 79345C, 79630C, 79640C, 79685C, 79686C, 79687C, 78302C BUDGET UNIT NAME: VARIOUS AGENCY-WIDE HOUSE BILL SECTION(S): 6.375, 6.385, 6.390, 6.395, 6.415	DEPARTMENT: NATURAL RESOURCES DIVISION: AGENCY-WIDE
---	--

1. Provide the amount by fund of personal service flexibility and the amount by fund of expense and equipment flexibility you are requesting in dollar and percentage terms and explain why the flexibility is needed. If flexibility is being requested among divisions, provide the amount by fund of flexibility you are requesting in dollar and percentage terms and explain why the flexibility is needed.

DEPARTMENT REQUEST
The department requests retention of 25% flexibility between funds (Other) for Environmental Restoration (79345C), 75% flexibility between funds (Federal and Other) for Refunds (79630C), 75% flexibility between funds (Other) for Sales Tax Reimbursement to GR (79640C), 5% flexibility between funds (Other) for the DNR and ITSD Cost Allocation Fund Transfers (79685C and 79687C) and 25% flexibility between funds (Other) for the HB 13 Cost Allocation Fund Transfer (79686C). The department requests retention of 5% flexibility between the DNR Cost Allocation transfer, HB 13 Cost Allocation transfer, and OA ITSD Cost Allocation transfer. Flexibility will allow appropriation authority alignment by fund source based on receipt of funds for refunds and reimbursements of sales tax to General Revenue. Flexibility for Cost Allocation transfers will allow adjustments, if needed, for responsive service delivery. Also included is 3% flexibility from various sections to 6.415 (General Revenue) related to the Legal Expense Fund.

2. Estimate how much flexibility will be used for the budget year. How much flexibility was used in the Prior Year Budget and the Current Year Budget? Please specify the amount.

PRIOR YEAR ACTUAL AMOUNT OF FLEXIBILITY USED	CURRENT YEAR ESTIMATED AMOUNT OF FLEXIBILITY THAT WILL BE USED	BUDGET REQUEST ESTIMATED AMOUNT OF FLEXIBILITY THAT WILL BE USED
Flexibility was not used in FY 2023.	Flexibility usage is difficult to estimate at this time.	Flexibility usage is difficult to estimate at this time.

3. Please explain how flexibility was used in the prior and/or current years.

PRIOR YEAR EXPLAIN ACTUAL USE	CURRENT YEAR EXPLAIN PLANNED USE
Flexibility was not used in FY 2023.	Flexibility may be used to align the budget by fund source for proper use of revenues/receipts and/or based on funds availability for responsive service delivery.

CORE DECISION ITEM

Department of Natural Resources					Budget Unit <u>79345C</u>				
Agency Wide Operations									
Environmental Restoration					HB Section <u>6.375</u>				
1. CORE FINANCIAL SUMMARY									
FY 2025 Budget Request					FY 2025 Governor's Recommendation				
	GR	Federal	Other	Total		GR	Fed	Other	Total
PS	0	0	0	0	PS	0	0	0	0
EE	0	0	673,489	673,489	EE	0	0	0	0
PSD	0	0	3,726,511	3,726,511	PSD	0	0	0	0
Total	0	0	4,400,000	4,400,000	Total	0	0	0	0
FTE	0.00	0.00	0.00	0.00	FTE	0.00	0.00	0.00	0.00
Est. Fringe	0	0	0	0	Est. Fringe	0	0	0	0
Note: Fringes budgeted in House Bill 5 except for certain fringes budgeted directly to MoDOT, Highway Patrol, and Conservation.					Note: Fringes budgeted in House Bill 5 except for certain fringes budgeted directly to MoDOT, Highway Patrol, and Conservation.				
Other Funds: Natural Resources Protection Fund - Damages Subaccount (0555); Natural Resources Protection Fund - Water Pollution Permit Fee Subaccount (0568)									
2. CORE DESCRIPTION									
As the designated trustee for natural resources for the State of Missouri for purposes of state and federal law, the department assesses injuries to natural resources resulting from the release of hazardous substances or pollutants to the environment. Where appropriate, the department recovers damages from parties who cause natural resource injuries. Such damages may include the cost of restoring the natural resources or the cost of the lost use of the resources. Additionally, the department may recover reasonable costs incurred in assessing injuries. Damages recovered are then available to restore or replace the injured resources, as well as for future assessment, restoration, or rehabilitation of injured natural resources and related costs.									
Recovered monies fund "on-the-ground" long-term restoration projects to benefit aquatic and terrestrial habitat, groundwater, and surface waters. The department and, where federal law applies, the federal trustees issue Requests for Proposals (RFPs) for restoration, award project funds, and implement natural resource habitat restoration projects statewide. Restoration projects to restore areas impacted by mining are ongoing in Southwest Missouri and in the Big River and Viburnum Trend areas of the Southeast Missouri Lead Mining District. The department is currently funding groundwater restoration projects in the Kansas City and Springfield areas.									

CORE DECISION ITEM

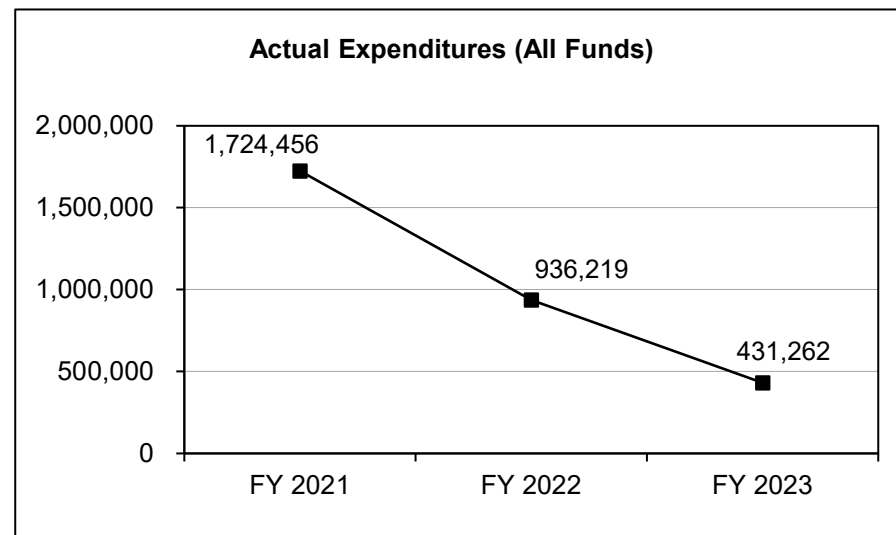
Department of Natural Resources	Budget Unit <u>79345C</u>
Agency Wide Operations	
Environmental Restoration	HB Section <u>6.375</u>

3. PROGRAM LISTING (list programs included in this core funding)

Environmental Restoration

4. FINANCIAL HISTORY

	FY 2021 Actual	FY 2022 Actual	FY 2023 Actual	FY 2024 Current Yr.
Appropriation (All Funds)	4,400,000	4,400,000	4,400,000	4,400,000
Less Reverted (All Funds)	0	0	0	0
Less Restricted (All Funds)	0	0	0	0
Budget Authority (All Funds)	4,400,000	4,400,000	4,400,000	4,400,000
Actual Expenditures (All Funds)	1,724,456	936,219	431,262	N/A
Unexpended (All Funds)	2,675,544	3,463,781	3,968,738	N/A
Unexpended, by Fund:				
General Revenue	0	0	0	N/A
Federal	0	0	0	N/A
Other	2,675,544	3,463,781	3,968,738	N/A
	(1)	(1)	(1)	



Reverted includes the statutory three-percent reserve amount (when applicable).

Restricted includes any Governor's Expenditure Restrictions which remained at the end of the fiscal year (when applicable).

NOTES:

(1) In recent years, the department focused staff time on developing and implementing on-the-ground restoration projects to benefit local communities and the environment. Appropriations are set to allow for expenditures that will occur under the restoration plans for projects in current and future fiscal years. Higher appropriation amounts allow the department to encumber and pay restoration commitments, which often span multiple fiscal years and can result in unexpended appropriation balances. Significant spending of restoration funds is anticipated in FY 2025 and future fiscal years.

CORE RECONCILIATION DETAIL

**DEPARTMENT OF NATURAL RESOURCES
ENVIRONMENTAL RESTORATION**

5. CORE RECONCILIATION DETAIL

	Budget Class	FTE	GR	Federal	Other	Total	Explanation
TAFP AFTER VETOES							
	EE	0.00	0	0	673,489	673,489	
	PD	0.00	0	0	3,726,511	3,726,511	
	Total	0.00	0	0	4,400,000	4,400,000	
DEPARTMENT CORE REQUEST							
	EE	0.00	0	0	673,489	673,489	
	PD	0.00	0	0	3,726,511	3,726,511	
	Total	0.00	0	0	4,400,000	4,400,000	
GOVERNOR'S RECOMMENDED CORE							
	EE	0.00	0	0	673,489	673,489	
	PD	0.00	0	0	3,726,511	3,726,511	
	Total	0.00	0	0	4,400,000	4,400,000	

Department of Natural Resources

DECISION ITEM SUMMARY

Budget Unit								
Decision Item	FY 2023	FY 2023	FY 2024	FY 2024	FY 2025	FY 2025	*****	*****
Budget Object Summary	ACTUAL	ACTUAL	BUDGET	BUDGET	DEPT REQ	DEPT REQ	SECURED	SECURED
Fund	DOLLAR	FTE	DOLLAR	FTE	DOLLAR	FTE	COLUMN	COLUMN
ENVIRONMENTAL RESTORATION								
CORE								
EXPENSE & EQUIPMENT								
NATURAL RESOURCES PROTECTION	10,780	0.00	673,488	0.00	673,488	0.00	0	0.00
NRP-WATER POLLUTION PERMIT FEE	0	0.00	1	0.00	1	0.00	0	0.00
TOTAL - EE	10,780	0.00	673,489	0.00	673,489	0.00	0	0.00
PROGRAM-SPECIFIC								
NATURAL RESOURCES PROTECTION	420,482	0.00	3,626,512	0.00	3,626,512	0.00	0	0.00
NRP-WATER POLLUTION PERMIT FEE	0	0.00	99,999	0.00	99,999	0.00	0	0.00
TOTAL - PD	420,482	0.00	3,726,511	0.00	3,726,511	0.00	0	0.00
TOTAL	431,262	0.00	4,400,000	0.00	4,400,000	0.00	0	0.00
GRAND TOTAL	\$431,262	0.00	\$4,400,000	0.00	\$4,400,000	0.00	\$0	0.00

9/22/23 14:52

im_disummary

Department of Natural Resources

DECISION ITEM DETAIL

Budget Unit	FY 2023	FY 2023	FY 2024	FY 2024	FY 2025	FY 2025	*****	*****
Decision Item	ACTUAL	ACTUAL	BUDGET	BUDGET	DEPT REQ	DEPT REQ	SECURED	SECURED
Budget Object Class	DOLLAR	FTE	DOLLAR	FTE	DOLLAR	FTE	COLUMN	COLUMN
ENVIRONMENTAL RESTORATION								
CORE								
SUPPLIES	0	0.00	950	0.00	950	0.00	0	0.00
PROFESSIONAL SERVICES	10,780	0.00	568,539	0.00	568,539	0.00	0	0.00
PROPERTY & IMPROVEMENTS	0	0.00	100,000	0.00	100,000	0.00	0	0.00
EQUIPMENT RENTALS & LEASES	0	0.00	4,000	0.00	4,000	0.00	0	0.00
TOTAL - EE	10,780	0.00	673,489	0.00	673,489	0.00	0	0.00
PROGRAM DISTRIBUTIONS	420,482	0.00	3,726,511	0.00	3,726,511	0.00	0	0.00
TOTAL - PD	420,482	0.00	3,726,511	0.00	3,726,511	0.00	0	0.00
GRAND TOTAL	\$431,262	0.00	\$4,400,000	0.00	\$4,400,000	0.00	\$0	0.00
GENERAL REVENUE	\$0	0.00	\$0	0.00	\$0	0.00		0.00
FEDERAL FUNDS	\$0	0.00	\$0	0.00	\$0	0.00		0.00
OTHER FUNDS	\$431,262	0.00	\$4,400,000	0.00	\$4,400,000	0.00		0.00

PROGRAM DESCRIPTION

Department of Natural Resources	HB Section(s): <u>6.375</u>
AWO - Environmental Restoration	
Program is found in the following core budget(s): <u>Environmental Restoration</u>	
1a. What strategic priority does this program address?	
<p>Environmental Restoration efforts help Missouri citizens thrive by managing natural resources to promote a healthy environment and economy by:</p> <ul style="list-style-type: none">• Promoting environmental responsibility and resource stewardship.• Enhancing services, information, and communication to improve customer experience.• Supporting outdoor recreation and economic development.• Modernizing community infrastructure, strengthening workforce, and supporting economic development.• Improving internal processes to better serve our customers.	
1b. What does this program do?	
<p>Violations of environmental laws can have a long-lasting effect on the state's natural resources and affect the quality of life of its citizens. Federal and state laws authorize the department to recover damages from parties who cause injuries to natural resources. Recovered funds are then available to help replace or restore injured resources, provide improvements to offset the damage, or provide background data to help measure or mitigate similar future actions that may injure the environment.</p> <p>Team members work to determine the impacts of releases of pollutants and hazardous substances on the environment. Team members conduct natural resource damage (NRD) assessments at sites to determine the nature and extent of the impact of the release(s), seek monetary damages to compensate the public for injured or lost natural resources when appropriate, and implement on-the-ground restoration projects for injured natural resources in Missouri. Currently, there are ongoing restoration efforts in the Southeast, Southwest, and Kansas City areas of Missouri. These projects will continue for a number of years with recovered funds.</p>	

PROGRAM DESCRIPTION

Department of Natural Resources

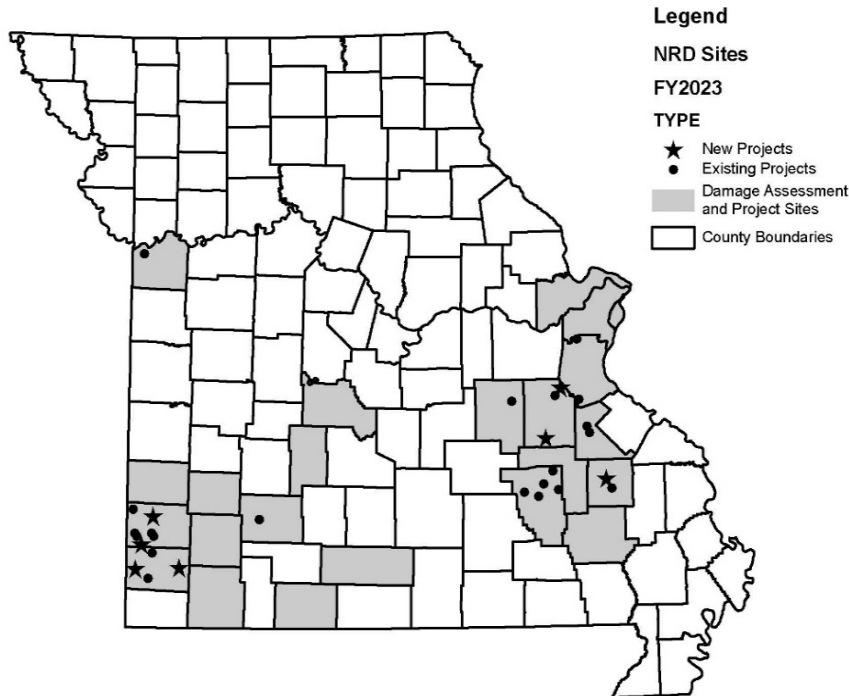
HB Section(s): 6.375

AWO - Environmental Restoration

Program is found in the following core budget(s): Environmental Restoration

2a. Provide an activity measure(s) for the program.

2023 Environmental Restoration Sites & Projects Administered by the Department



Natural Resources Restoration

Staff conduct natural resource damage site assessments and screenings to determine the need for restoration activities.

The department, along with its federal co-trustees, fund projects to restore and protect remediated mine lands, restore and stabilize stream banks, and fund local municipal restoration projects.

Southwest Missouri Projects

★ Projects Targeted for FY 2025

- Walter K Woods CA
- Upper Spring River Compensatory Restoration
- Neosho School Farm
- Neosho Karst Protection Project

● Ongoing NRD Funded Restoration Projects Including:

- Webb City Remedial Lands Restoration
- Missouri Prairie Foundation
- WACO Restoration
- Shoal Creek
- Jasper County Mine Water
- Jasper Primary Minewaste (Webb City)
- Soil & Water Newton & Jasper Oversight

Southeast Missouri Projects

★ Projects Targeted for FY 2025

- Madison County Upland
- RCPP - Meramec Basin
- SEMO Upland & Stream Restoration

● Ongoing NRD Funded Restoration

Projects Including:

- Bonehole Park
- Bonehole Closure
- Calico Creek Big River
- Feral Hog Eradication
- Big River Restoration
- Freeport MacMoRan
- Reynolds and Iron County Compensatory Restoration
- Sweetwater Restoration
- Little St. Francois River Pile
- Meramec River Ecosystem
- Big River
- TNC Crooked/Huzzah

PROGRAM DESCRIPTION

Department of Natural Resources

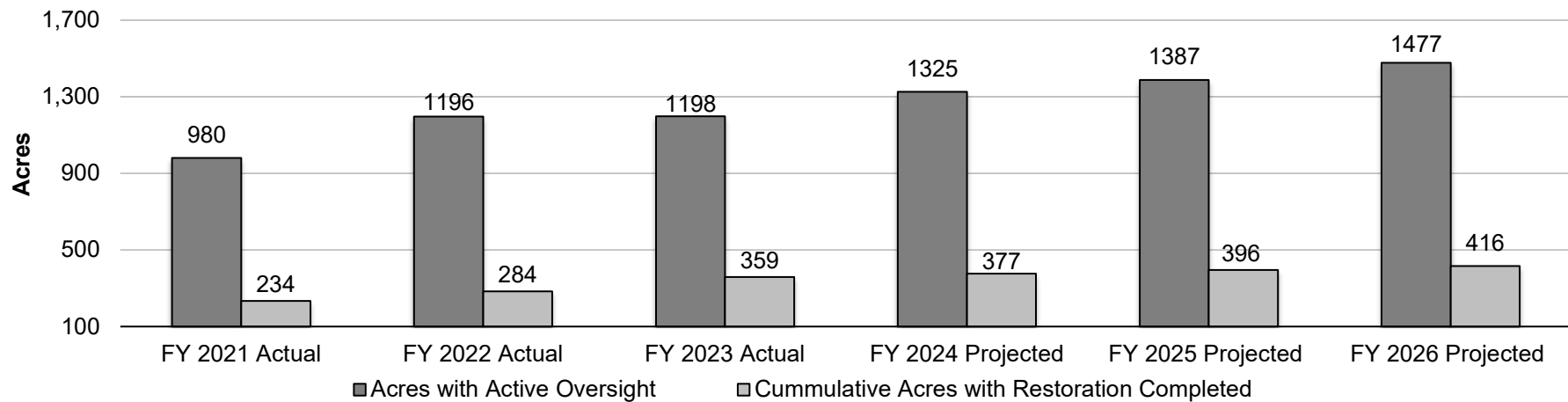
HB Section(s): 6.375

AWO - Environmental Restoration

Program is found in the following core budget(s): Environmental Restoration

2b. Provide a measure(s) of the program's quality.

Natural Resource Restoration Acres



Base Goal = 5% Annual Increase in Acres Restored

Stretch Goal = 15% Annual Increase in Acres Restored

Acres with active oversight and acres with active restoration completed will gradually increase over time as restoration projects are identified and initiated. Projects with active oversight will then begin to level out and decrease over time.

The department and the trustees fund on-site and compensatory projects to benefit habitat and allow for use of the restoration project areas. Projects include Webb City mine land restoration, prairie restoration, and soil and water stream bank stabilization projects. The goal of restoration projects is to compensate the public for the loss of natural resources.

PROGRAM DESCRIPTION

Department of Natural Resources

HB Section(s): 6.375

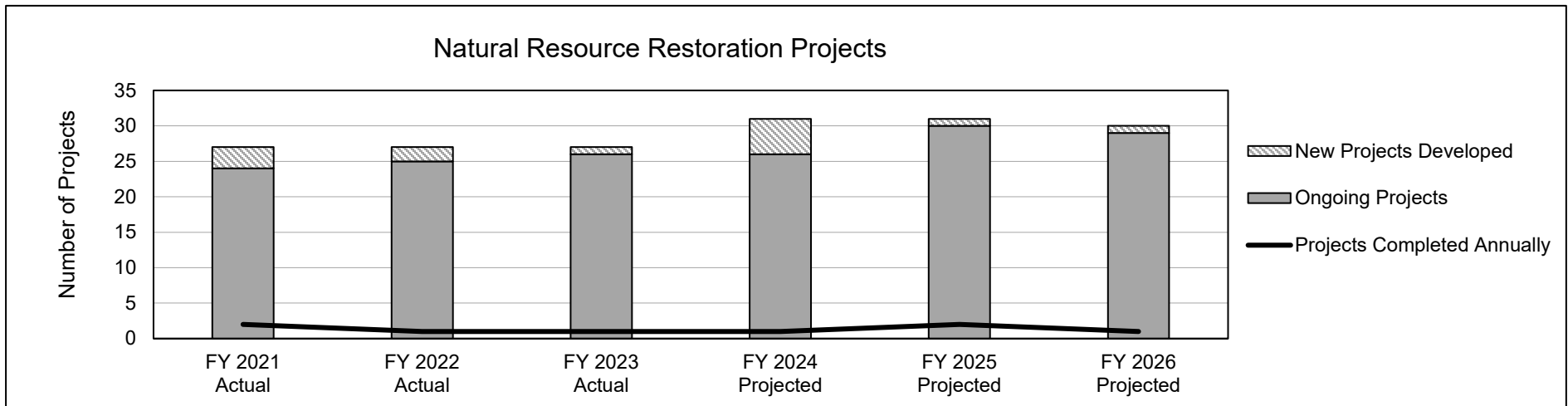
AWO - Environmental Restoration

Program is found in the following core budget(s): Environmental Restoration

2c. Provide a measure(s) of the program's impact.

The department funds “on the ground” long-term projects to benefit aquatic and terrestrial habitat, groundwater and surface water, and conducts assessment and restoration activities with natural resource damage monies - examples include:

- Develop a Restoration and Compensation Determination Plan (RCDP) in Southwest and Southeast Missouri to assess natural resource damages.
- Develop and implement projects for the Missouri Statewide Groundwater Restoration Plan to address injuries to the state's groundwater.
- Conduct assessment activities on lands and streams in the Old Lead Belt to determine the levels of metals and possible injury to aquatic and terrestrial life.
- Issue requests for proposals (RFPs), award funds, and implement natural resource habitat restoration projects in Southwest and Southeast Missouri.
- Provide funds and oversight for upland and stream restoration practices in Southeast and Southwest Missouri.



Restoration projects frequently may span multiple years from initial funding to completion due to complexity and size. The flagship Webb City project is entering the maintenance phase, allowing for a larger number of projects planned for development in FY 2024. New projects are subsequently projected to return to previous levels as the focus shifts to existing projects.

Annual Base Goal = Complete one project

Annual Stretch Goal = Complete two projects

PROGRAM DESCRIPTION

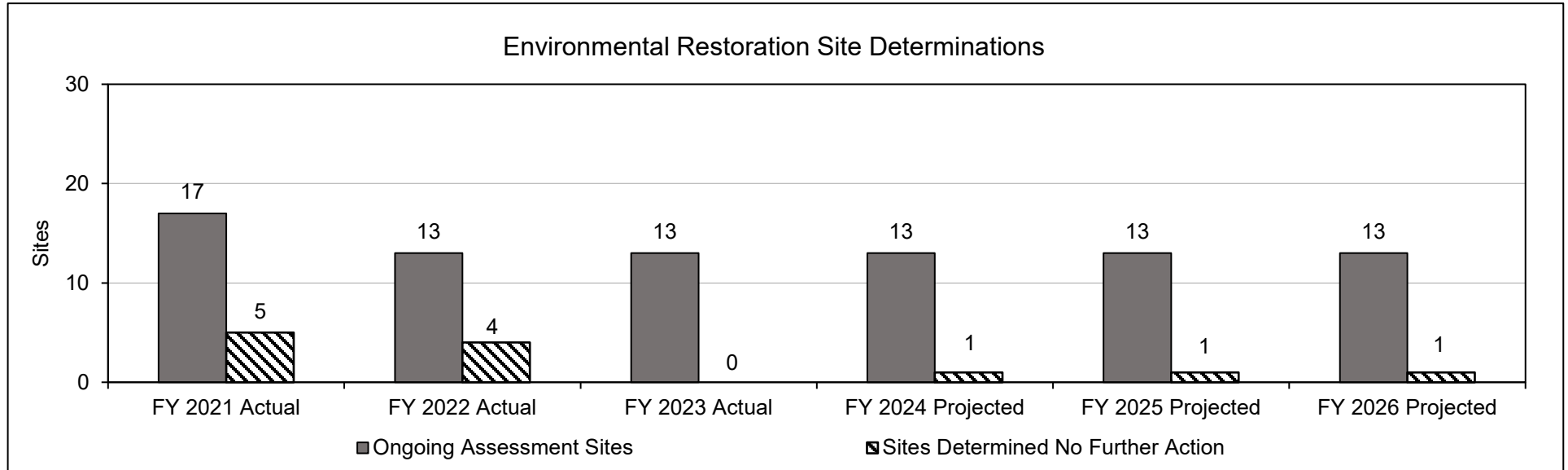
Department of Natural Resources

HB Section(s): 6.375

AWO - Environmental Restoration

Program is found in the following core budget(s): Environmental Restoration

2d. Provide a measure(s) of the program's efficiency.



The chart represents the number of sites pending complete NRD assessments or actions and the number of sites that have been assessed and screened out with no further action required. Many legacy sites have been screened out and we anticipate screening in a minimal number of new sites in the future years.

Base Goal = 1 Site Determined No Further Action

Stretch Goal = 1 Site Determined No Further Action

PROGRAM DESCRIPTION

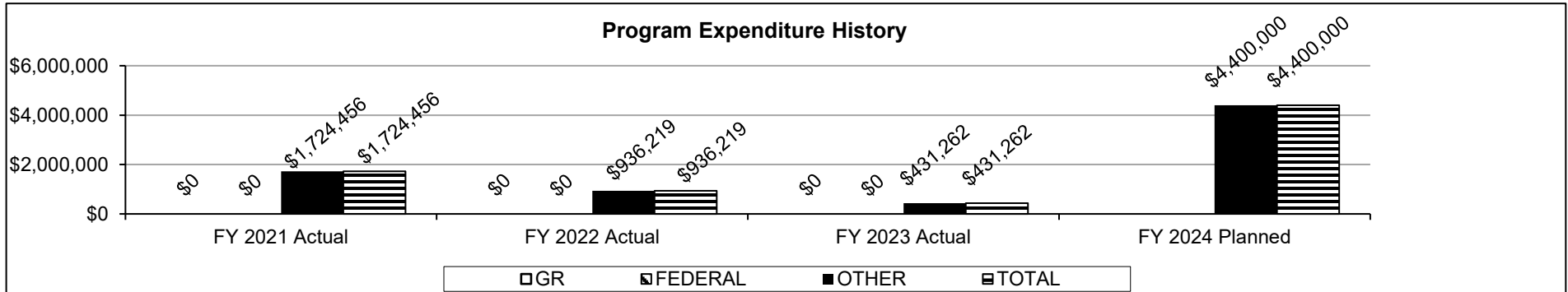
Department of Natural Resources

HB Section(s): 6.375

AWO - Environmental Restoration

Program is found in the following core budget(s): Environmental Restoration

3. Provide actual expenditures for the prior three fiscal years and planned expenditures for the current fiscal year. (Note: Amounts do not include fringe benefit costs.)



This budget does not contain General Revenue.

Unknown settlements and level of work required each year may trigger a lapse of appropriation authority in any given year. In recent years, the department has focused team member time on developing restoration plans for public comment and identifying restoration projects. Restoration project expenditures are anticipated to continue on existing projects as well as additional projects as they are identified. FY 2024 Planned is shown at full appropriation.

4. What are the sources of the "Other " funds?

Natural Resources Protection Fund – Damages Subaccount (0555); Natural Resources Protection Fund – Water Pollution Permit Fee Subaccount (0568)

5. What is the authorization for this program, i.e., federal or state statute, etc.? (Include the federal program number, if applicable.)

RSMo 640.235

Title 42, USC part 9607(f)

RSMo Chapters 640 and 644

RSMo Chapter 640

RSMo 260.350 through 260.434

RSMo 260.435 through 260.480

RSMo 643.010 through 643.192

RSMo 260.200 through 260.255

Natural Resources Protection Fund Damages

Comprehensive Environmental Response, Compensation, and Liability Act of 1980, Public Law 96-510, as amended

Oil Pollution Act of 1990

Missouri Clean Water Law

Missouri Safe Drinking Water Law

Hazardous Waste Facility Permits – Permitting, Inspection and Enforcement

Abandoned or Uncontrolled Sites (Registry)

Air Pollution Control

Solid Waste Management

PROGRAM DESCRIPTION

Department of Natural Resources	HB Section(s): <u>6.375</u>
AWO - Environmental Restoration	
Program is found in the following core budget(s): <u>Environmental Restoration</u>	
6. Are there federal matching requirements? If yes, please explain. No	
7. Is this a federally mandated program? If yes, please explain. There is no federal mandate; however, environmental restoration activities are conducted under both state and federal authorizations as indicated in section 5.	

CORE DECISION ITEM

Department of Natural Resources Agency Wide Operations Natural Resources Revolving Services Core	Budget Unit <u>79620C</u> HB Section <u>6.380</u>																																																																																
1. CORE FINANCIAL SUMMARY																																																																																	
<table style="width: 100%; border-collapse: collapse;"> <thead> <tr> <th></th> <th colspan="4" style="text-align: center; border-bottom: 1px solid black;">FY 2025 Budget Request</th> </tr> <tr> <th></th> <th style="text-align: center; border-bottom: 1px solid black;">GR</th> <th style="text-align: center; border-bottom: 1px solid black;">Federal</th> <th style="text-align: center; border-bottom: 1px solid black;">Other</th> <th style="text-align: center; border-bottom: 1px solid black;">Total</th> </tr> </thead> <tbody> <tr> <td>PS</td> <td style="text-align: center;">0</td> <td style="text-align: center;">0</td> <td style="text-align: center;">0</td> <td style="text-align: center;">0</td> </tr> <tr> <td>EE</td> <td style="text-align: center;">0</td> <td style="text-align: center;">0</td> <td style="text-align: center;">2,971,835</td> <td style="text-align: center;">2,971,835</td> </tr> <tr> <td>PSD</td> <td style="text-align: center;">0</td> <td style="text-align: center;">0</td> <td style="text-align: center;">50,000</td> <td style="text-align: center;">50,000</td> </tr> <tr> <td>Total</td> <td style="text-align: center; border-top: 1px solid black; border-bottom: 3px double black;">0</td> <td style="text-align: center; border-top: 1px solid black; border-bottom: 3px double black;">0</td> <td style="text-align: center; border-top: 1px solid black; border-bottom: 3px double black;">3,021,835</td> <td style="text-align: center; border-top: 1px solid black; border-bottom: 3px double black;">3,021,835</td> </tr> <tr> <td>FTE</td> <td style="text-align: center;">0.00</td> <td style="text-align: center;">0.00</td> <td style="text-align: center;">0.00</td> <td style="text-align: center;">0.00</td> </tr> </tbody> </table> <table style="width: 100%; border-collapse: collapse; margin-top: 5px;"> <tr> <td style="width: 15%;">Est. Fringe</td> <td style="width: 15%; text-align: center;">0</td> <td style="width: 15%; text-align: center;">0</td> <td style="width: 15%; text-align: center;">0</td> <td style="width: 15%; text-align: center;">0</td> </tr> </table> <div style="border: 1px solid black; padding: 2px; margin-top: 2px;"> <i>Note: Fringes budgeted in House Bill 5 except for certain fringes budgeted directly to MoDOT, Highway Patrol, and Conservation.</i> </div>		FY 2025 Budget Request					GR	Federal	Other	Total	PS	0	0	0	0	EE	0	0	2,971,835	2,971,835	PSD	0	0	50,000	50,000	Total	0	0	3,021,835	3,021,835	FTE	0.00	0.00	0.00	0.00	Est. Fringe	0	0	0	0	<table style="width: 100%; border-collapse: collapse;"> <thead> <tr> <th></th> <th colspan="4" style="text-align: center; border-bottom: 1px solid black;">FY 2025 Governor's Recommendation</th> </tr> <tr> <th></th> <th style="text-align: center; border-bottom: 1px solid black;">GR</th> <th style="text-align: center; border-bottom: 1px solid black;">Fed</th> <th style="text-align: center; border-bottom: 1px solid black;">Other</th> <th style="text-align: center; border-bottom: 1px solid black;">Total</th> </tr> </thead> <tbody> <tr> <td>PS</td> <td style="text-align: center;">0</td> <td style="text-align: center;">0</td> <td style="text-align: center;">0</td> <td style="text-align: center;">0</td> </tr> <tr> <td>EE</td> <td style="text-align: center;">0</td> <td style="text-align: center;">0</td> <td style="text-align: center;">0</td> <td style="text-align: center;">0</td> </tr> <tr> <td>PSD</td> <td style="text-align: center;">0</td> <td style="text-align: center;">0</td> <td style="text-align: center;">0</td> <td style="text-align: center;">0</td> </tr> <tr> <td>Total</td> <td style="text-align: center; border-top: 1px solid black; border-bottom: 3px double black;">0</td> <td style="text-align: center; border-top: 1px solid black; border-bottom: 3px double black;">0</td> <td style="text-align: center; border-top: 1px solid black; border-bottom: 3px double black;">0</td> <td style="text-align: center; border-top: 1px solid black; border-bottom: 3px double black;">0</td> </tr> <tr> <td>FTE</td> <td style="text-align: center;">0.00</td> <td style="text-align: center;">0.00</td> <td style="text-align: center;">0.00</td> <td style="text-align: center;">0.00</td> </tr> </tbody> </table> <table style="width: 100%; border-collapse: collapse; margin-top: 5px;"> <tr> <td style="width: 15%;">Est. Fringe</td> <td style="width: 15%; text-align: center;">0</td> <td style="width: 15%; text-align: center;">0</td> <td style="width: 15%; text-align: center;">0</td> <td style="width: 15%; text-align: center;">0</td> </tr> </table> <div style="border: 1px solid black; padding: 2px; margin-top: 2px;"> <i>Note: Fringes budgeted in House Bill 5 except for certain fringes budgeted directly to MoDOT, Highway Patrol, and Conservation.</i> </div>		FY 2025 Governor's Recommendation					GR	Fed	Other	Total	PS	0	0	0	0	EE	0	0	0	0	PSD	0	0	0	0	Total	0	0	0	0	FTE	0.00	0.00	0.00	0.00	Est. Fringe	0	0	0	0
	FY 2025 Budget Request																																																																																
	GR	Federal	Other	Total																																																																													
PS	0	0	0	0																																																																													
EE	0	0	2,971,835	2,971,835																																																																													
PSD	0	0	50,000	50,000																																																																													
Total	0	0	3,021,835	3,021,835																																																																													
FTE	0.00	0.00	0.00	0.00																																																																													
Est. Fringe	0	0	0	0																																																																													
	FY 2025 Governor's Recommendation																																																																																
	GR	Fed	Other	Total																																																																													
PS	0	0	0	0																																																																													
EE	0	0	0	0																																																																													
PSD	0	0	0	0																																																																													
Total	0	0	0	0																																																																													
FTE	0.00	0.00	0.00	0.00																																																																													
Est. Fringe	0	0	0	0																																																																													
Other Funds: DNR Revolving Services Fund (0425)																																																																																	
2. CORE DESCRIPTION																																																																																	
<p>This appropriation provides an efficient payment mechanism for internal services such as vehicle replacements and other interdivisional expenses (lab expenses, vehicle maintenance, conferences/training, and central supply). The department also bills other governmental agencies or members of the general public for external services such as publication/data sales, environmental services, and environmental education. This appropriation allows the department to respond to both internal and external customers.</p>																																																																																	
3. PROGRAM LISTING (list programs included in this core funding)																																																																																	
Natural Resources Revolving Services																																																																																	

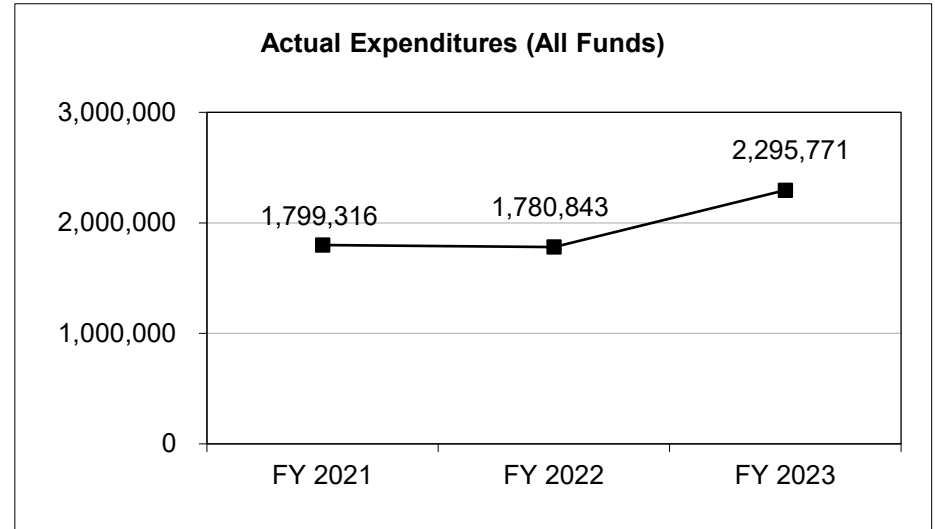
CORE DECISION ITEM

Department of Natural Resources
 Agency Wide Operations
 Natural Resources Revolving Services Core

Budget Unit 79620C
 HB Section 6.380

4. FINANCIAL HISTORY

	FY 2021 Actual	FY 2022 Actual	FY 2023 Actual	FY 2024 Current Yr.
Appropriation (All Funds)	2,421,745	2,421,745	3,021,745	3,021,835
Less Reverted (All Funds)	0	0	0	0
Less Restricted (All Funds)	0	0	0	0
Budget Authority (All Funds)	2,421,745	2,421,745	3,021,745	3,021,835
Actual Expenditures (All Funds)	1,799,316	1,780,843	2,295,771	N/A
Unexpended (All Funds)	622,429	640,902	725,974	N/A
Unexpended, by Fund:				
General Revenue	0	0	0	N/A
Federal	0	0	0	N/A
Other	622,429	640,902	725,974	N/A
	(1)	(1)	(1)	



Reverted includes the statutory three-percent reserve amount (when applicable).

Restricted includes any Governor's Expenditure Restrictions which remained at the end of the fiscal year (when applicable).

NOTES:

(1) Unexpended authority is primarily due to fewer vehicle replacements due to nationwide vehicle supply chain issues.

CORE RECONCILIATION DETAIL

**DEPARTMENT OF NATURAL RESOURCES
NATURAL RESC REVOLVING FUND**

5. CORE RECONCILIATION DETAIL

	Budget Class	FTE	GR	Federal	Other	Total	Explanation
TAFP AFTER VETOES							
	EE	0.00	0	0	2,971,835	2,971,835	
	PD	0.00	0	0	50,000	50,000	
	Total	0.00	0	0	3,021,835	3,021,835	
DEPARTMENT CORE REQUEST							
	EE	0.00	0	0	2,971,835	2,971,835	
	PD	0.00	0	0	50,000	50,000	
	Total	0.00	0	0	3,021,835	3,021,835	
GOVERNOR'S RECOMMENDED CORE							
	EE	0.00	0	0	2,971,835	2,971,835	
	PD	0.00	0	0	50,000	50,000	
	Total	0.00	0	0	3,021,835	3,021,835	

Department of Natural Resources

DECISION ITEM SUMMARY

Budget Unit								
Decision Item	FY 2023	FY 2023	FY 2024	FY 2024	FY 2025	FY 2025	*****	*****
Budget Object Summary	ACTUAL	ACTUAL	BUDGET	BUDGET	DEPT REQ	DEPT REQ	SECURED	SECURED
Fund	DOLLAR	FTE	DOLLAR	FTE	DOLLAR	FTE	COLUMN	COLUMN
NATURAL RESC REVOLVING FUND								
CORE								
EXPENSE & EQUIPMENT								
NATURAL RESOURCES REVOLVING SE	2,285,258	0.00	2,971,835	0.00	2,971,835	0.00	0	0.00
TOTAL - EE	2,285,258	0.00	2,971,835	0.00	2,971,835	0.00	0	0.00
PROGRAM-SPECIFIC								
NATURAL RESOURCES REVOLVING SE	10,513	0.00	50,000	0.00	50,000	0.00	0	0.00
TOTAL - PD	10,513	0.00	50,000	0.00	50,000	0.00	0	0.00
TOTAL	2,295,771	0.00	3,021,835	0.00	3,021,835	0.00	0	0.00
GRAND TOTAL	\$2,295,771	0.00	\$3,021,835	0.00	\$3,021,835	0.00	\$0	0.00

9/22/23 14:52

im_disummary

Department of Natural Resources

DECISION ITEM DETAIL

Budget Unit	FY 2023	FY 2023	FY 2024	FY 2024	FY 2025	FY 2025	*****	*****
Decision Item	ACTUAL	ACTUAL	BUDGET	BUDGET	DEPT REQ	DEPT REQ	SECURED	SECURED
Budget Object Class	DOLLAR	FTE	DOLLAR	FTE	DOLLAR	FTE	COLUMN	COLUMN
NATURAL RESC REVOLVING FUND								
CORE								
TRAVEL, IN-STATE	810	0.00	1,133	0.00	1,133	0.00	0	0.00
TRAVEL, OUT-OF-STATE	2,501	0.00	300	0.00	300	0.00	0	0.00
FUEL & UTILITIES	6,336	0.00	10,800	0.00	10,800	0.00	0	0.00
SUPPLIES	131,644	0.00	137,133	0.00	137,133	0.00	0	0.00
PROFESSIONAL DEVELOPMENT	17,217	0.00	6,228	0.00	6,228	0.00	0	0.00
COMMUNICATION SERV & SUPP	335	0.00	1,939	0.00	1,939	0.00	0	0.00
PROFESSIONAL SERVICES	20,552	0.00	33,927	0.00	33,927	0.00	0	0.00
HOUSEKEEPING & JANITORIAL SERV	1,257	0.00	2,698	0.00	2,698	0.00	0	0.00
M&R SERVICES	60,953	0.00	10,221	0.00	10,221	0.00	0	0.00
MOTORIZED EQUIPMENT	1,104,023	0.00	1,828,402	0.00	1,828,402	0.00	0	0.00
OFFICE EQUIPMENT	679	0.00	21,686	0.00	21,686	0.00	0	0.00
OTHER EQUIPMENT	224,971	0.00	241,311	0.00	241,311	0.00	0	0.00
BUILDING LEASE PAYMENTS	410	0.00	650	0.00	650	0.00	0	0.00
EQUIPMENT RENTALS & LEASES	168	0.00	6,279	0.00	6,279	0.00	0	0.00
MISCELLANEOUS EXPENSES	19,436	0.00	8,831	0.00	8,831	0.00	0	0.00
REBILLABLE EXPENSES	693,966	0.00	660,297	0.00	660,297	0.00	0	0.00
TOTAL - EE	2,285,258	0.00	2,971,835	0.00	2,971,835	0.00	0	0.00
DEBT SERVICE	10,513	0.00	50,000	0.00	50,000	0.00	0	0.00
TOTAL - PD	10,513	0.00	50,000	0.00	50,000	0.00	0	0.00
GRAND TOTAL	\$2,295,771	0.00	\$3,021,835	0.00	\$3,021,835	0.00	\$0	0.00
GENERAL REVENUE	\$0	0.00	\$0	0.00	\$0	0.00		0.00
FEDERAL FUNDS	\$0	0.00	\$0	0.00	\$0	0.00		0.00
OTHER FUNDS	\$2,295,771	0.00	\$3,021,835	0.00	\$3,021,835	0.00		0.00

PROGRAM DESCRIPTION

Department of Natural Resources

HB Section(s): 6.380

AWO - Natural Resources Revolving Services

Program is found in the following core budget(s): Natural Resources Revolving Services

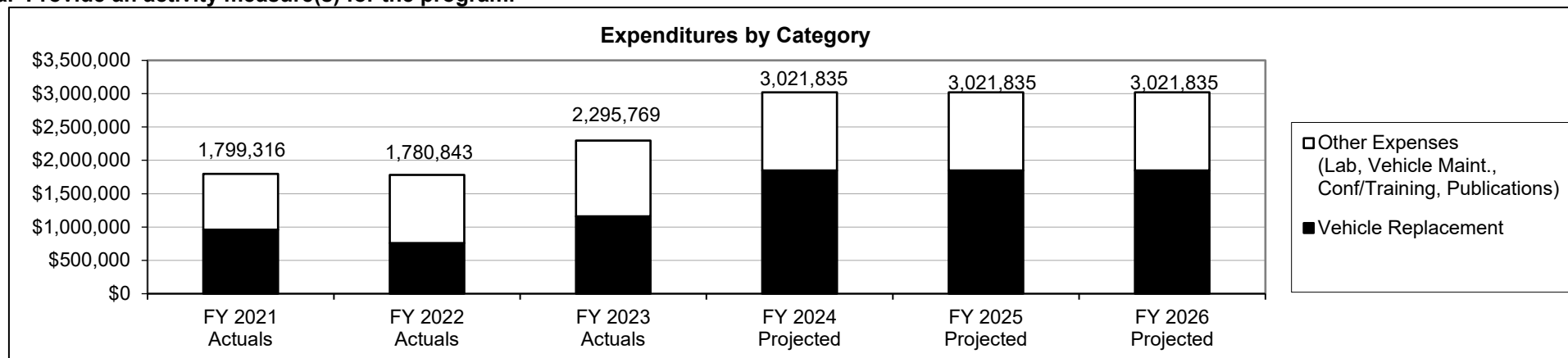
1a. What strategic priority does this program address?

Efficient payment mechanism for services

1b. What does this program do?

This appropriation provides an efficient payment mechanism for internal services such as vehicle replacements and other interdivisional expenses (lab expenses, vehicle maintenance, conferences/training, and central supply). The department also bills other governmental agencies or members of the general public for external services such as publication/data sales, environmental services, and environmental education. This appropriation allows the department to respond to both internal and external customers.

2a. Provide an activity measure(s) for the program.



Due to nationwide vehicle supply chain issues, it was not possible to procure all necessary vehicles in FY 2021, FY 2022, or FY 2023.

2b. Provide a measure(s) of the program's quality.

This appropriation allows the department to respond to both internal and external customers.

2c. Provide a measure(s) of the program's impact.

This appropriation allows the department to respond to both internal and external customers.

PROGRAM DESCRIPTION

Department of Natural Resources

HB Section(s): 6.380

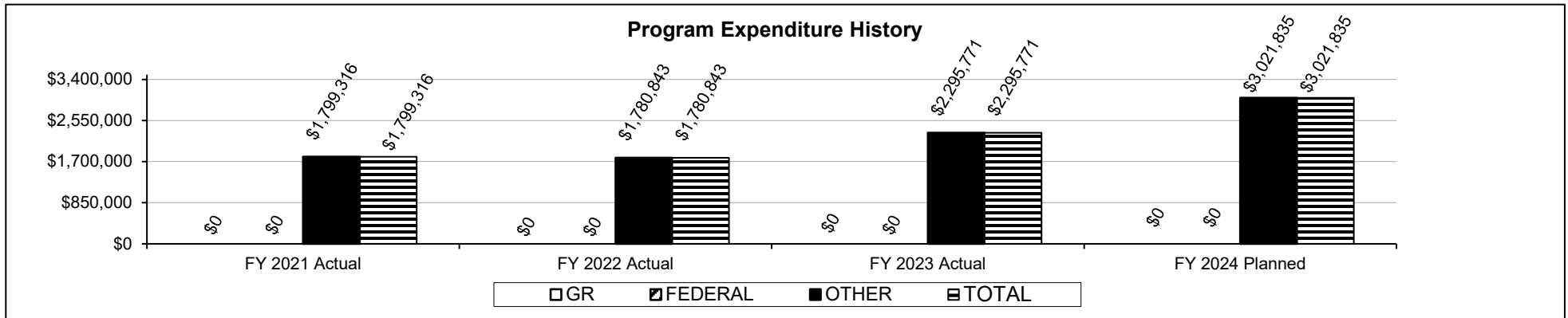
AWO - Natural Resources Revolving Services

Program is found in the following core budget(s): Natural Resources Revolving Services

2d. Provide a measure(s) of the program's efficiency.

This appropriation allows for a more cost-effective payment method in our ability to respond to increasing demands by our internal and external customers.

3. Provide actual expenditures for the prior three fiscal years and planned expenditures for the current fiscal year. (Note: Amounts do not include fringe benefit costs.)



This budget does not contain General Revenue. FY 2024 Planned is shown at full appropriation.

4. What are the sources of the "Other " funds?

DNR Revolving Services Fund (0425)

5. What is the authorization for this program, i.e., federal or state statute, etc.? (Include the federal program number, if applicable.)

Section 640.065, RSMo

Natural Resources Revolving Services Fund

6. Are there federal matching requirements? If yes, please explain.

No

7. Is this a federally mandated program? If yes, please explain.

No

CORE DECISION ITEM

Department of Natural Resources					Budget Unit 79630C				
Agency Wide Operations									
Refund Accounts Core					HB Section 6.385				
1. CORE FINANCIAL SUMMARY									
FY 2025 Budget Request					FY 2025 Governor's Recommendation				
	GR	Federal	Other	Total		GR	Fed	Other	Total
PS	0	0	0	0	PS	0	0	0	0
EE	0	0	0	0	EE	0	0	0	0
PSD	0	9,610	370,390	380,000	PSD	0	0	0	0
Total	0	9,610	370,390	380,000	Total	0	0	0	0
FTE	0.00	0.00	0.00	0.00	FTE	0.00	0.00	0.00	0.00
Est. Fringe	0	0	0	0	Est. Fringe	0	0	0	0
Note: Fringes budgeted in House Bill 5 except for certain fringes budgeted directly to MoDOT, Highway Patrol, and Conservation.					Note: Fringes budgeted in House Bill 5 except for certain fringes budgeted directly to MoDOT, Highway Patrol, and Conservation.				
Federal Funds: DNR Federal Fund (0140); Abandoned Mine Reclamation (0697)									
Other Funds: Missouri Air Emission Reduction Fund (0267); State Parks Earnings Fund (0415); DNR Revolving Services Fund (0425); Historic Preservation Revolving Fund (0430); Cost Allocation Fund (0500); Oil and Gas Resources Fund (0543); Natural Resources Protection Fund-Water Pollution Permit Fee Subaccount (0568); Solid Waste Management Fund-Scrap Tire (0569); Solid Waste Management Fund (0570); Metallic Minerals Waste Management Fund (0575); Natural Resources Protection Fund-Air Pollution Asbestos Fee Subaccount (0584); Underground Storage Tank Regulation Program Fund (0586); Natural Resources Protection Fund-Air Pollution Permit Fee Subaccount (0594); Water and Wastewater Loan Revolving Fund (0602); Parks Sales Tax Fund (0613); Soil and Water Sales Tax Fund (0614); Water and Wastewater Loan Fund (0649); Environmental Radiation Monitoring Fund (0656); Groundwater Protection Fund (0660); Energy Set-Aside Program Fund (0667); Hazardous Waste Fund (0676); Safe Drinking Water Fund (0679); Oil and Gas Remedial Fund (0699); Stormwater Loan Revolving Fund (0754); Rural Water and Sewer Loan Revolving Fund (0755); Geologic Resources Fund (0801); Confederate Memorial Park Fund (0812); Concentrated Animal Feeding Operation Indemnity Fund (0834); Mined Land Reclamation Fund (0906); Babler State Park Fund (0911); and Energy Futures Fund (0935)									
2. CORE DESCRIPTION									
This appropriation authority allows the department to promptly process refunds owed to citizens and organizations.									

CORE DECISION ITEM

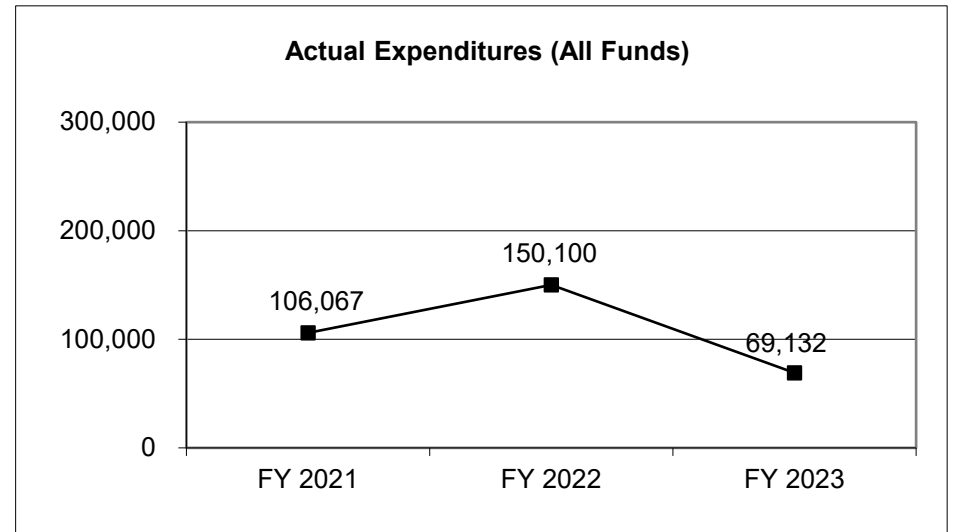
Department of Natural Resources	Budget Unit <u>79630C</u>
Agency Wide Operations	
Refund Accounts Core	HB Section <u>6.385</u>

3. PROGRAM LISTING (list programs included in this core funding)

Refund Accounts

4. FINANCIAL HISTORY

	FY 2021 Actual	FY 2022 Actual	FY 2023 Actual	FY 2024 Current Yr.
Appropriation (All Funds)	380,000	380,000	380,000	380,000
Less Reverted (All Funds)	0	0	0	0
Less Restricted (All Funds)	0	0	0	0
Budget Authority (All Funds)	380,000	380,000	380,000	380,000
Actual Expenditures (All Funds)	106,067	150,100	69,132	N/A
Unexpended (All Funds)	273,933	229,900	310,868	N/A
Unexpended, by Fund:				
General Revenue	0	0	0	N/A
Federal	22,185	9,610	6,034	N/A
Other	251,748	220,290	304,834	N/A



Reverted includes the statutory three-percent reserve amount (when applicable).

Restricted includes any Governor's Expenditure Restrictions which remained at the end of the fiscal year (when applicable).

CORE RECONCILIATION DETAIL

**DEPARTMENT OF NATURAL RESOURCES
REFUND ACCOUNTS**

5. CORE RECONCILIATION DETAIL

	Budget Class	FTE	GR	Federal	Other	Total	Explanation
<hr/>							
TAFP AFTER VETOES	PD	0.00	0	9,610	370,390	380,000	
	Total	0.00	0	9,610	370,390	380,000	
<hr/>							
DEPARTMENT CORE REQUEST	PD	0.00	0	9,610	370,390	380,000	
	Total	0.00	0	9,610	370,390	380,000	
<hr/>							
GOVERNOR'S RECOMMENDED CORE	PD	0.00	0	9,610	370,390	380,000	
	Total	0.00	0	9,610	370,390	380,000	
<hr/>							

Department of Natural Resources

DECISION ITEM SUMMARY

Budget Unit								
Decision Item	FY 2023	FY 2023	FY 2024	FY 2024	FY 2025	FY 2025	*****	*****
Budget Object Summary	ACTUAL	ACTUAL	BUDGET	BUDGET	DEPT REQ	DEPT REQ	SECURED	SECURED
Fund	DOLLAR	FTE	DOLLAR	FTE	DOLLAR	FTE	COLUMN	COLUMN
REFUND ACCOUNTS								
CORE								
PROGRAM-SPECIFIC								
DEPT NATURAL RESOURCES	3,576	0.00	9,445	0.00	9,445	0.00	0	0.00
ABANDONED MINE RECLAMATION	0	0.00	165	0.00	165	0.00	0	0.00
MO AIR EMISSION REDUCTION	11,152	0.00	16,038	0.00	16,038	0.00	0	0.00
STATE PARKS EARNINGS	8,259	0.00	84,946	0.00	84,946	0.00	0	0.00
NATURAL RESOURCES REVOLVING SE	0	0.00	1,419	0.00	1,419	0.00	0	0.00
HISTORIC PRESERVATION REVOLV	0	0.00	165	0.00	165	0.00	0	0.00
DNR COST ALLOCATION	0	0.00	3,478	0.00	3,478	0.00	0	0.00
OIL AND GAS RESOURCES FUND	0	0.00	100	0.00	100	0.00	0	0.00
NRP-WATER POLLUTION PERMIT FEE	5,570	0.00	46,982	0.00	46,982	0.00	0	0.00
SOLID WASTE MGMT-SCRAP TIRE	0	0.00	1,165	0.00	1,165	0.00	0	0.00
SOLID WASTE MANAGEMENT	0	0.00	1,165	0.00	1,165	0.00	0	0.00
METALLIC MINERALS WASTE MGMT	0	0.00	165	0.00	165	0.00	0	0.00
NRP-AIR POLLUTION ASBESTOS FEE	200	0.00	9,930	0.00	9,930	0.00	0	0.00
UNDERGROUND STOR TANK REG PROG	0	0.00	4,965	0.00	4,965	0.00	0	0.00
NRP-AIR POLLUTION PERMIT FEE	21,087	0.00	62,082	0.00	62,082	0.00	0	0.00
WATER & WASTEWATER LOAN REVOLV	0	0.00	10,498	0.00	10,498	0.00	0	0.00
PARKS SALES TAX	0	0.00	25,723	0.00	25,723	0.00	0	0.00
SOIL AND WATER SALES TAX	0	0.00	329	0.00	329	0.00	0	0.00
WATER & WASTEWATER LOAN FUND	0	0.00	165	0.00	165	0.00	0	0.00
ENVIRONMENTAL RADIATION MONITR	0	0.00	250	0.00	250	0.00	0	0.00
GROUNDWATER PROTECTION	340	0.00	3,165	0.00	3,165	0.00	0	0.00
ENERGY SET-ASIDE PROGRAM	0	0.00	2,204	0.00	2,204	0.00	0	0.00
HAZARDOUS WASTE FUND	8,771	0.00	59,688	0.00	59,688	0.00	0	0.00
SAFE DRINKING WATER FUND	8,370	0.00	14,726	0.00	14,726	0.00	0	0.00
OIL AND GAS REMEDIAL	0	0.00	650	0.00	650	0.00	0	0.00
STORM WATER LOAN REVOLVING	0	0.00	200	0.00	200	0.00	0	0.00
RURAL WATER AND SEWER LOAN REV	0	0.00	165	0.00	165	0.00	0	0.00
GEOLOGIC RESOURCES FUND	439	0.00	4,400	0.00	4,400	0.00	0	0.00
CONFEDERATE MEMORIAL PARK	0	0.00	165	0.00	165	0.00	0	0.00
CONCENT ANIMAL FEEDING	0	0.00	450	0.00	450	0.00	0	0.00
MINED LAND RECLAMATION	1,368	0.00	10,095	0.00	10,095	0.00	0	0.00
BABLER STATE PARK	0	0.00	417	0.00	417	0.00	0	0.00

9/22/23 14:52

im_disummary

Department of Natural Resources

DECISION ITEM SUMMARY

Budget Unit								
Decision Item	FY 2023	FY 2023	FY 2024	FY 2024	FY 2025	FY 2025	*****	*****
Budget Object Summary	ACTUAL	ACTUAL	BUDGET	BUDGET	DEPT REQ	DEPT REQ	SECURED	SECURED
Fund	DOLLAR	FTE	DOLLAR	FTE	DOLLAR	FTE	COLUMN	COLUMN
REFUND ACCOUNTS								
CORE								
PROGRAM-SPECIFIC								
ENERGY FUTURES FUND	0	0.00	4,500	0.00	4,500	0.00	0	0.00
TOTAL - PD	69,132	0.00	380,000	0.00	380,000	0.00	0	0.00
TOTAL	69,132	0.00	380,000	0.00	380,000	0.00	0	0.00
GRAND TOTAL	\$69,132	0.00	\$380,000	0.00	\$380,000	0.00	\$0	0.00

Department of Natural Resources

DECISION ITEM DETAIL

Budget Unit	FY 2023	FY 2023	FY 2024	FY 2024	FY 2025	FY 2025	*****	*****
Decision Item	ACTUAL	ACTUAL	BUDGET	BUDGET	DEPT REQ	DEPT REQ	SECURED	SECURED
Budget Object Class	DOLLAR	FTE	DOLLAR	FTE	DOLLAR	FTE	COLUMN	COLUMN
REFUND ACCOUNTS								
CORE								
REFUNDS	69,132	0.00	380,000	0.00	380,000	0.00	0	0.00
TOTAL - PD	69,132	0.00	380,000	0.00	380,000	0.00	0	0.00
GRAND TOTAL	\$69,132	0.00	\$380,000	0.00	\$380,000	0.00	\$0	0.00
GENERAL REVENUE	\$0	0.00	\$0	0.00	\$0	0.00		0.00
FEDERAL FUNDS	\$3,576	0.00	\$9,610	0.00	\$9,610	0.00		0.00
OTHER FUNDS	\$65,556	0.00	\$370,390	0.00	\$370,390	0.00		0.00

PROGRAM DESCRIPTION

Department of Natural Resources AWO - Refund Accounts Program is found in the following core budget(s): Refund Accounts	HB Section(s): 6.385
--	-----------------------------

1a. What strategic priority does this program address?
 Refund payment mechanism

1b. What does this program do?
 This appropriation authority allows the department to promptly process refunds owed to citizens and organizations. No performance measures are included for this program as it is refunds.

2a. Provide an activity measure(s) for the program.
 N/A

2b. Provide a measure(s) of the program's quality.
 N/A

2c. Provide a measure(s) of the program's impact.
 N/A

2d. Provide a measure(s) of the program's efficiency.
 N/A

3. Provide actual expenditures for the prior three fiscal years and planned expenditures for the current fiscal year. (Note: Amounts do not include fringe benefit costs.)

Program Expenditure History

Fiscal Year	GR	FEDERAL	OTHER	TOTAL
FY 2021 Actual	\$0	\$32,409	\$73,658	\$106,067
FY 2022 Actual	\$0	\$0	\$150,100	\$150,100
FY 2023 Actual	\$0	\$3,576	\$65,556	\$69,132
FY 2024 Planned	\$9,610	\$370,390	\$380,000	\$759,000

This budget does not contain General Revenue. FY 2024 Planned is shown at full appropriation.

PROGRAM DESCRIPTION

Department of Natural Resources AWO - Refund Accounts Program is found in the following core budget(s): Refund Accounts	HB Section(s): 6.385
--	-----------------------------

4. What are the sources of the "Other " funds?

Missouri Air Emission Reduction Fund (0267); State Parks Earnings Fund (0415); DNR Revolving Services Fund (0425); Historic Preservation Revolving Fund (0430); Cost Allocation Fund (0500); Oil and Gas Resources Fund (0543); Natural Resources Protection Fund-Water Pollution Permit Fee Subaccount (0568); Solid Waste Management Fund-Scrap Tire (0569); Solid Waste Management Fund (0570); Metallic Minerals Waste Management Fund (0575); Natural Resources Protection Fund-Air Pollution Asbestos Fee Subaccount (0584); Underground Storage Tank Regulation Program Fund (0586); Natural Resources Protection Fund-Air Pollution Permit Fee Subaccount (0594); Water and Wastewater Loan Revolving Fund (0602); Parks Sales Tax Fund (0613); Soil and Water Sales Tax Fund (0614); Water and Wastewater Loan Fund (0649); Environmental Radiation Monitoring Fund (0656); Groundwater Protection Fund (0660); Energy Set-Aside Program Fund (0667); Hazardous Waste Fund (0676); Safe Drinking Water Fund (0679); Oil and Gas Remedial Fund (0699); Stormwater Loan Revolving Fund (0754); Rural Water and Sewer Loan Revolving Fund (0755); Geologic Resources Fund (0801); Confederate Memorial Park Fund (0812); Concentrated Animal Feeding Operation Indemnity Fund (0834); Mined Land Reclamation Fund (0906); Babler State Park Fund (0911); and Energy Futures Fund (0935)

5. What is the authorization for this program, i.e., federal or state statute, etc.? (Include the federal program number, if applicable.)

Refunds are a function of the department's various programs, which are based in both federal and state statute as noted in each of the program descriptions.

6. Are there federal matching requirements? If yes, please explain.

No

7. Is this a federally mandated program? If yes, please explain.

No

CORE DECISION ITEM

Department of Natural Resources

Budget Unit 79640C

Agency Wide Operations

Sales Tax Reimbursement to GR Core

HB Section 6.390

1. CORE FINANCIAL SUMMARY

	FY 2025 Budget Request			
	GR	Federal	Other	Total
PS	0	0	0	0
EE	0	0	31,000	31,000
PSD	0	0	0	0
Total	0	0	31,000	31,000
FTE	0.00	0.00	0.00	0.00

Est. Fringe	0	0	0	0
--------------------	---	---	---	---

Note: Fringes budgeted in House Bill 5 except for certain fringes budgeted directly to MoDOT, Highway Patrol, and Conservation.

	FY 2025 Governor's Recommendation			
	GR	Fed	Other	Total
PS	0	0	0	0
EE	0	0	0	0
PSD	0	0	0	0
Total	0	0	0	0
FTE	0.00	0.00	0.00	0.00

Est. Fringe	0	0	0	0
--------------------	---	---	---	---

Note: Fringes budgeted in House Bill 5 except for certain fringes budgeted directly to MoDOT, Highway Patrol, and Conservation.

Other Funds: State Parks Earnings Fund (0415); DNR Revolving Services Fund (0425)

2. CORE DESCRIPTION

The department collects sales tax on items sold at state parks, historic sites, and the Missouri Geological Survey. This appropriation enables the department to promptly and efficiently transfer state tax revenue to the General Revenue Fund.

3. PROGRAM LISTING (list programs included in this core funding)

Sales Tax Reimbursement to GR

CORE DECISION ITEM

Department of Natural Resources

Budget Unit 79640C

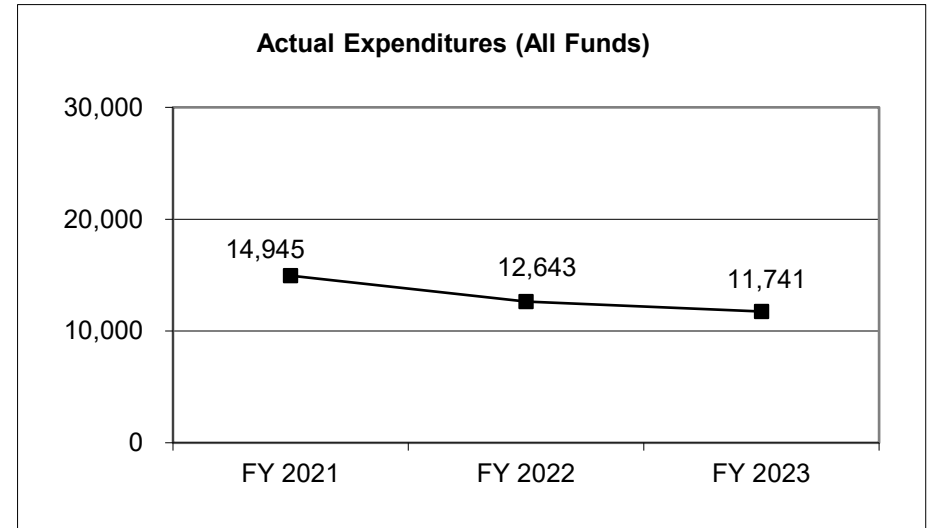
Agency Wide Operations

Sales Tax Reimbursement to GR Core

HB Section 6.390

4. FINANCIAL HISTORY

	FY 2021 Actual	FY 2022 Actual	FY 2023 Actual	FY 2024 Current Yr.
Appropriation (All Funds)	32,000	31,000	31,000	31,000
Less Reverted (All Funds)	0	0	0	0
Less Restricted (All Funds)	0	0	0	0
Budget Authority (All Funds)	32,000	31,000	31,000	31,000
Actual Expenditures (All Funds)	14,945	12,643	11,741	N/A
Unexpended (All Funds)	17,055	18,357	19,259	N/A
Unexpended, by Fund:				
General Revenue	0	0	0	N/A
Federal	0	0	0	N/A
Other	17,055	18,357	19,259	N/A
	(1)	(2)		



Reverted includes the statutory three-percent reserve amount (when applicable).

Restricted includes any Governor's Expenditure Restrictions which remained at the end of the fiscal year (when applicable).

NOTES:

(1) FY 2021 includes an \$18,000 voluntary core reduction.

(2) FY 2022 includes a \$1,000 voluntary core reduction.

CORE RECONCILIATION DETAIL

**DEPARTMENT OF NATURAL RESOURCES
SALES TAX REIMBURSEMENT TO GR**

5. CORE RECONCILIATION DETAIL

	Budget Class	FTE	GR	Federal	Other	Total	Explanation
TAFP AFTER VETOES	EE	0.00	0	0	31,000	31,000	
	Total	0.00	0	0	31,000	31,000	
DEPARTMENT CORE REQUEST	EE	0.00	0	0	31,000	31,000	
	Total	0.00	0	0	31,000	31,000	
GOVERNOR'S RECOMMENDED CORE	EE	0.00	0	0	31,000	31,000	
	Total	0.00	0	0	31,000	31,000	

Department of Natural Resources

DECISION ITEM SUMMARY

Budget Unit								
Decision Item	FY 2023	FY 2023	FY 2024	FY 2024	FY 2025	FY 2025	*****	*****
Budget Object Summary	ACTUAL	ACTUAL	BUDGET	BUDGET	DEPT REQ	DEPT REQ	SECURED	SECURED
Fund	DOLLAR	FTE	DOLLAR	FTE	DOLLAR	FTE	COLUMN	COLUMN
SALES TAX REIMBURSEMENT TO GR								
CORE								
EXPENSE & EQUIPMENT								
STATE PARKS EARNINGS	11,573	0.00	30,000	0.00	30,000	0.00	0	0.00
NATURAL RESOURCES REVOLVING SE	168	0.00	1,000	0.00	1,000	0.00	0	0.00
TOTAL - EE	11,741	0.00	31,000	0.00	31,000	0.00	0	0.00
TOTAL	11,741	0.00	31,000	0.00	31,000	0.00	0	0.00
GRAND TOTAL	\$11,741	0.00	\$31,000	0.00	\$31,000	0.00	\$0	0.00

Department of Natural Resources

DECISION ITEM DETAIL

Budget Unit	FY 2023	FY 2023	FY 2024	FY 2024	FY 2025	FY 2025	*****	*****
Decision Item	ACTUAL	ACTUAL	BUDGET	BUDGET	DEPT REQ	DEPT REQ	SECURED	SECURED
Budget Object Class	DOLLAR	FTE	DOLLAR	FTE	DOLLAR	FTE	COLUMN	COLUMN
SALES TAX REIMBURSEMENT TO GR								
CORE								
MISCELLANEOUS EXPENSES	11,741	0.00	31,000	0.00	31,000	0.00	0	0.00
TOTAL - EE	11,741	0.00	31,000	0.00	31,000	0.00	0	0.00
GRAND TOTAL	\$11,741	0.00	\$31,000	0.00	\$31,000	0.00	\$0	0.00
GENERAL REVENUE	\$0	0.00	\$0	0.00	\$0	0.00		0.00
FEDERAL FUNDS	\$0	0.00	\$0	0.00	\$0	0.00		0.00
OTHER FUNDS	\$11,741	0.00	\$31,000	0.00	\$31,000	0.00		0.00

PROGRAM DESCRIPTION

Department of Natural Resources	HB Section(s): 6.390
AWO - Sales Tax Reimbursement to GR	
Program is found in the following core budget(s): Sales Tax Reimbursement to GR	
1a. What strategic priority does this program address? Financial accountability of reimbursement obligations	
1b. What does this program do? Remit sales tax revenue from Missouri Geological Survey and Missouri State Parks to the General Revenue Fund. Some sources of this tax revenue include: maps and publications, souvenirs, camping fees, and rentals. No performance measures are included for this program as it is an accounting mechanism.	
2a. Provide an activity measure(s) for the program. N/A	
2b. Provide a measure(s) of the program's quality. N/A	
2c. Provide a measure(s) of the program's impact. N/A	
2d. Provide a measure(s) of the program's efficiency. N/A	

PROGRAM DESCRIPTION

Department of Natural Resources	HB Section(s): <u>6.390</u>																									
AWO - Sales Tax Reimbursement to GR																										
Program is found in the following core budget(s): Sales Tax Reimbursement to GR																										
3. Provide actual expenditures for the prior three fiscal years and planned expenditures for the current fiscal year. (Note: Amounts do not include fringe benefit costs.)																										
<div style="margin-bottom: 10px;">Program Expenditure History</div> <table border="1" style="margin: 10px auto; width: 80%; border-collapse: collapse;"> <thead> <tr> <th>Fiscal Year</th> <th>GR</th> <th>FEDERAL</th> <th>OTHER</th> <th>TOTAL</th> </tr> </thead> <tbody> <tr> <td>FY 2021 Actual</td> <td>\$0</td> <td>\$0</td> <td>\$14,945</td> <td>\$14,945</td> </tr> <tr> <td>FY 2022 Actual</td> <td>\$0</td> <td>\$0</td> <td>\$12,643</td> <td>\$12,643</td> </tr> <tr> <td>FY 2023 Actual</td> <td>\$0</td> <td>\$0</td> <td>\$11,741</td> <td>\$11,741</td> </tr> <tr> <td>FY 2024 Planned</td> <td>\$0</td> <td>\$0</td> <td>\$31,000</td> <td>\$31,000</td> </tr> </tbody> </table>		Fiscal Year	GR	FEDERAL	OTHER	TOTAL	FY 2021 Actual	\$0	\$0	\$14,945	\$14,945	FY 2022 Actual	\$0	\$0	\$12,643	\$12,643	FY 2023 Actual	\$0	\$0	\$11,741	\$11,741	FY 2024 Planned	\$0	\$0	\$31,000	\$31,000
Fiscal Year	GR	FEDERAL	OTHER	TOTAL																						
FY 2021 Actual	\$0	\$0	\$14,945	\$14,945																						
FY 2022 Actual	\$0	\$0	\$12,643	\$12,643																						
FY 2023 Actual	\$0	\$0	\$11,741	\$11,741																						
FY 2024 Planned	\$0	\$0	\$31,000	\$31,000																						
<p>This budget does not contain General Revenue. The majority of Missouri State Parks sales tax is collected and directly transferred to General Revenue by Parks' reservation contractor. FY 2024 Planned is shown at full appropriation.</p>																										
4. What are the sources of the "Other " funds?																										
State Parks Earnings Fund (0415); DNR Revolving Services Fund (0425)																										
5. What is the authorization for this program, i.e., federal or state statute, etc.? (Include the federal program number, if applicable.)																										
RSMo 144.020.1 RSMo 144.010.1(11) RSMo 144.010.1(6)	Tax imposed upon all sellers Defines seller as a person Defines person																									
6. Are there federal matching requirements? If yes, please explain.																										
No																										
7. Is this a federally mandated program? If yes, please explain.																										
No																										

CORE DECISION ITEM

Department of Natural Resources					Budget Unit <u>79685C</u>				
Agency Wide Operations									
Cost Allocation DNR Transfers					HB Section <u>6.395</u>				
1. CORE FINANCIAL SUMMARY									
FY 2025 Budget Request					FY 2025 Governor's Recommendation				
	GR	Federal	Other	Total		GR	Fed	Other	Total
PS	0	0	0	0	PS	0	0	0	0
EE	0	0	0	0	EE	0	0	0	0
PSD	0	0	0	0	PSD	0	0	0	0
TRF	0	0	9,228,764	9,228,764	TRF	0	0	0	0
Total	0	0	9,228,764	9,228,764	Total	0	0	0	0
FTE	0.00	0.00	0.00	0.00	FTE	0.00	0.00	0.00	0.00
Est. Fringe	0	0	0	0	Est. Fringe	0	0	0	0
Note: Fringes budgeted in House Bill 5 except for certain fringes budgeted directly to MoDOT, Highway Patrol, and Conservation.					Note: Fringes budgeted in House Bill 5 except for certain fringes budgeted directly to MoDOT, Highway Patrol, and Conservation.				
Other Funds: Missouri Air Emission Reduction Fund (0267); State Parks Earnings Fund (0415); Historic Preservation Revolving Fund (0430); Natural Resources Protection Fund-Damages Subaccount (0555); Natural Resources Protection Fund-Water Pollution Permit Fees (0568); Solid Waste Management Fund-Scrap Tire (0569); Solid Waste Management Fund (0570); Metallic Minerals Waste Management Fund (0575); Natural Resources Protection Fund-Air Pollution Asbestos Fee Subaccount (0584); Petroleum Storage Tank Insurance Fund (0585); Underground Storage Tank Regulation Program Fund (0586); Natural Resources Protection Fund-Air Pollution Permit Fee Subaccount (0594); Parks Sales Tax Fund (0613); Soil and Water Sales Tax Fund (0614); Water and Wastewater Loan Fund (0649); Environmental Radiation Monitoring Fund (0656); Groundwater Protection Fund (0660); Energy Set-Aside Program Fund (0667); Hazardous Waste Fund (0676); Safe Drinking Water Fund (0679); Geologic Resources Fund (0801); Mined Land Reclamation Fund (0906); Energy Futures Fund (0935)									

CORE DECISION ITEM

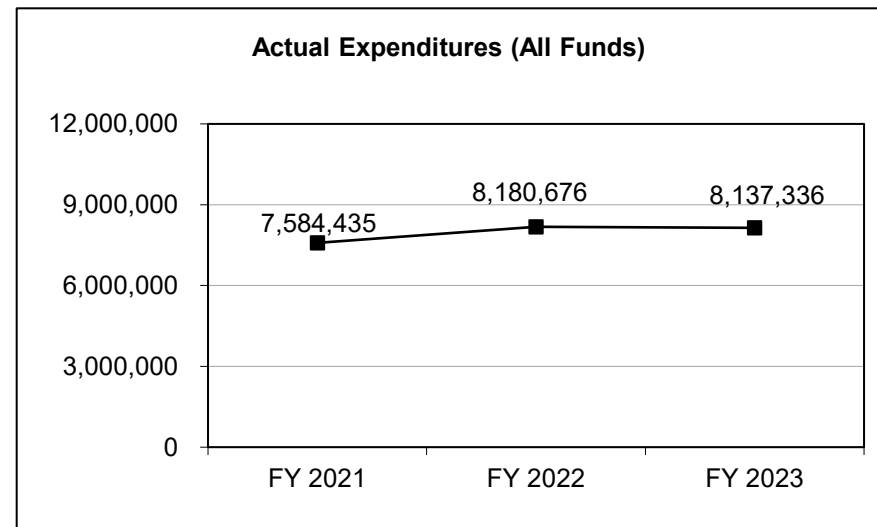
Department of Natural Resources	Budget Unit <u>79685C</u>
Agency Wide Operations	
Cost Allocation DNR Transfers	HB Section <u>6.395</u>
2. CORE DESCRIPTION	
<p>This cost share proposal uses the department's federal indirect cost rate to allocate administrative costs to dedicated funding sources. The indirect cost rate is an established rate approved by our federal cognizant agency, the Environmental Protection Agency, and is used consistently throughout the department. Each dedicated fund's share is based upon its proportionate percentage of personal services, fringe benefits, and expense and equipment appropriations.</p>	
3. PROGRAM LISTING (list programs included in this core funding)	
<p>Not applicable - This core decision item represents appropriated transfers from the department's dedicated funds to the DNR Cost Allocation Fund. These transfers provide funding for the department's appropriations from DNR Cost Allocation Fund. The specific DNR Cost Allocation Fund appropriations/activities are included in other core budget decision items.</p>	

CORE DECISION ITEM

Department of Natural Resources	Budget Unit 79685C
Agency Wide Operations	
Cost Allocation DNR Transfers	HB Section 6.395

4. FINANCIAL HISTORY

	FY 2021 Actual	FY 2022 Actual	FY 2023 Actual	FY 2024 Current Yr.
Appropriation (All Funds)	9,228,764	9,228,764	9,228,764	9,228,764
Less Reverted (All Funds)	0	0	0	0
Less Restricted (All Funds)	0	0	0	0
Budget Authority (All Funds)	9,228,764	9,228,764	9,228,764	9,228,764
Actual Expenditures (All Funds)	7,584,435	8,180,676	8,137,336	N/A
Unexpended (All Funds)	1,644,329	1,048,088	1,091,428	N/A
Unexpended, by Fund:				
General Revenue	0	0	0	N/A
Federal			0	N/A
Other	1,644,329	1,048,088	1,091,428	N/A



Reverted includes the statutory three-percent reserve amount (when applicable).

Restricted includes any Governor's Expenditure Restrictions which remained at the end of the fiscal year (when applicable).

The following table shows financial data for the cost allocation transfers and federal fund transfer.

	FY 2021 Actual	FY 2022 Actual	FY 2023 Actual	FY 2024 Current	FY 2025 Request
Cost Allocation Fund Transfer (79685C)	7,584,435	8,180,676	8,137,336	9,228,764	9,228,764
Cost Allocation Fund Transfer - HB 13 (79686C)	161,234	160,243	149,283	185,863	185,863
Cost Allocation Fund Transfer - OA ITSD (79687C)	4,547,937	5,065,491	5,373,222	5,596,693	5,596,693
subtotal CAF Transfers	12,293,606	13,406,410	13,659,841	15,011,320	15,011,320
Federal Fund Transfer - OA ITSD (79688C)	1,755,000	1,860,000	2,010,000	2,693,271	2,693,271
Total	14,048,606	15,266,410	15,669,841	17,704,591	17,704,591

CORE RECONCILIATION DETAIL

**DEPARTMENT OF NATURAL RESOURCES
COST ALLOCATION-TRANSFER**

5. CORE RECONCILIATION DETAIL

	Budget Class	FTE	GR	Federal	Other	Total	Explanation
TAFP AFTER VETOES							
	TRF	0.00	0	0	9,228,764	9,228,764	
	Total	0.00	0	0	9,228,764	9,228,764	
DEPARTMENT CORE REQUEST							
	TRF	0.00	0	0	9,228,764	9,228,764	
	Total	0.00	0	0	9,228,764	9,228,764	
GOVERNOR'S RECOMMENDED CORE							
	TRF	0.00	0	0	9,228,764	9,228,764	
	Total	0.00	0	0	9,228,764	9,228,764	

Department of Natural Resources

DECISION ITEM SUMMARY

Budget Unit								
Decision Item	FY 2023	FY 2023	FY 2024	FY 2024	FY 2025	FY 2025	*****	*****
Budget Object Summary	ACTUAL	ACTUAL	BUDGET	BUDGET	DEPT REQ	DEPT REQ	SECURED	SECURED
Fund	DOLLAR	FTE	DOLLAR	FTE	DOLLAR	FTE	COLUMN	COLUMN
COST ALLOCATION-TRANSFER								
CORE								
FUND TRANSFERS								
MO AIR EMISSION REDUCTION	201,385	0.00	227,832	0.00	227,832	0.00	0	0.00
STATE PARKS EARNINGS	393,686	0.00	440,972	0.00	440,972	0.00	0	0.00
HISTORIC PRESERVATION REVOLV	27,032	0.00	28,244	0.00	28,244	0.00	0	0.00
NATURAL RESOURCES PROTECTION	34,482	0.00	39,239	0.00	39,239	0.00	0	0.00
NRP-WATER POLLUTION PERMIT FEE	978,835	0.00	1,118,952	0.00	1,118,952	0.00	0	0.00
SOLID WASTE MGMT-SCRAP TIRE	99,225	0.00	112,101	0.00	112,101	0.00	0	0.00
SOLID WASTE MANAGEMENT	463,749	0.00	530,675	0.00	530,675	0.00	0	0.00
METALLIC MINERALS WASTE MGMT	5,629	0.00	5,881	0.00	5,881	0.00	0	0.00
NRP-AIR POLLUTION ASBESTOS FEE	60,921	0.00	69,511	0.00	69,511	0.00	0	0.00
PETROLEUM STORAGE TANK INS	197,790	0.00	226,762	0.00	226,762	0.00	0	0.00
UNDERGROUND STOR TANK REG PROG	25,322	0.00	28,811	0.00	28,811	0.00	0	0.00
NRP-AIR POLLUTION PERMIT FEE	767,248	0.00	877,616	0.00	877,616	0.00	0	0.00
PARKS SALES TAX	3,128,329	0.00	3,507,489	0.00	3,507,489	0.00	0	0.00
SOIL AND WATER SALES TAX	281,278	0.00	305,625	0.00	305,625	0.00	0	0.00
WATER & WASTEWATER LOAN FUND	160,023	0.00	182,928	0.00	182,928	0.00	0	0.00
ENVIRONMENTAL RADIATION MONITR	5,930	0.00	6,196	0.00	6,196	0.00	0	0.00
GROUNDWATER PROTECTION	80,442	0.00	92,362	0.00	92,362	0.00	0	0.00
ENERGY SET-ASIDE PROGRAM	172,063	0.00	197,559	0.00	197,559	0.00	0	0.00
HAZARDOUS WASTE FUND	429,918	0.00	492,887	0.00	492,887	0.00	0	0.00
SAFE DRINKING WATER FUND	545,667	0.00	627,017	0.00	627,017	0.00	0	0.00
GEOLOGIC RESOURCES FUND	18,677	0.00	19,515	0.00	19,515	0.00	0	0.00
MINED LAND RECLAMATION	59,705	0.00	68,552	0.00	68,552	0.00	0	0.00
ENERGY FUTURES FUND	0	0.00	22,038	0.00	22,038	0.00	0	0.00
TOTAL - TRF	8,137,336	0.00	9,228,764	0.00	9,228,764	0.00	0	0.00
TOTAL	8,137,336	0.00	9,228,764	0.00	9,228,764	0.00	0	0.00
GRAND TOTAL	\$8,137,336	0.00	\$9,228,764	0.00	\$9,228,764	0.00	\$0	0.00

9/22/23 14:52

im_disummary

Department of Natural Resources

DECISION ITEM DETAIL

Budget Unit	FY 2023	FY 2023	FY 2024	FY 2024	FY 2025	FY 2025	*****	*****
Decision Item	ACTUAL	ACTUAL	BUDGET	BUDGET	DEPT REQ	DEPT REQ	SECURED	SECURED
Budget Object Class	DOLLAR	FTE	DOLLAR	FTE	DOLLAR	FTE	COLUMN	COLUMN
COST ALLOCATION-TRANSFER								
CORE								
TRANSFERS OUT	8,137,336	0.00	9,228,764	0.00	9,228,764	0.00	0	0.00
TOTAL - TRF	8,137,336	0.00	9,228,764	0.00	9,228,764	0.00	0	0.00
GRAND TOTAL	\$8,137,336	0.00	\$9,228,764	0.00	\$9,228,764	0.00	\$0	0.00
GENERAL REVENUE	\$0	0.00	\$0	0.00	\$0	0.00		0.00
FEDERAL FUNDS	\$0	0.00	\$0	0.00	\$0	0.00		0.00
OTHER FUNDS	\$8,137,336	0.00	\$9,228,764	0.00	\$9,228,764	0.00		0.00

CORE DECISION ITEM

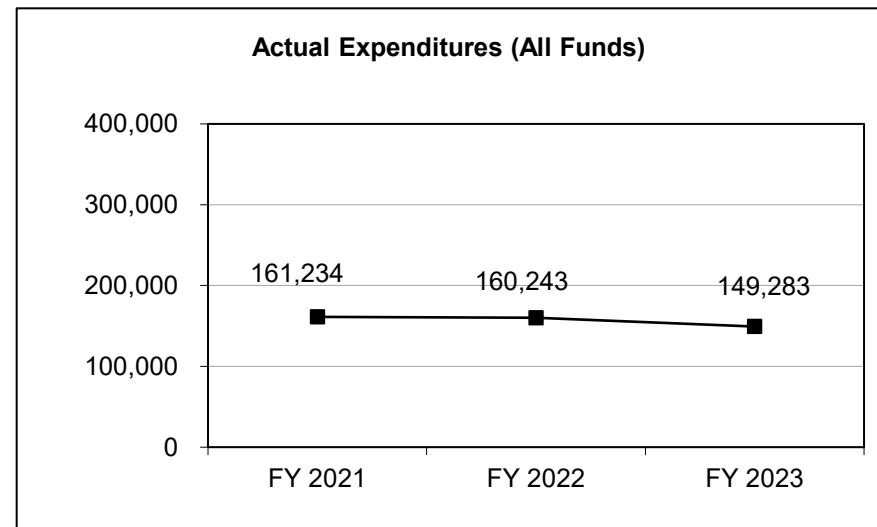
Department of Natural Resources					Budget Unit 79686C				
Agency Wide Operations									
Cost Allocation HB13 Transfers					HB Section 6.395				
1. CORE FINANCIAL SUMMARY									
FY 2025 Budget Request					FY 2025 Governor's Recommendation				
	GR	Federal	Other	Total		GR	Fed	Other	Total
PS	0	0	0	0	PS	0	0	0	0
EE	0	0	0	0	EE	0	0	0	0
PSD	0	0	0	0	PSD	0	0	0	0
TRF	0	0	185,863	185,863	TRF	0	0	0	0
Total	0	0	185,863	185,863	Total	0	0	0	0
FTE	0.00	0.00	0.00	0.00	FTE	0.00	0.00	0.00	0.00
<div>Est. Fringe0000</div>					<div>Est. Fringe0000</div>				
<div>Note: Fringes budgeted in House Bill 5 except for certain fringes budgeted directly to MoDOT, Highway Patrol, and Conservation.</div>					<div>Note: Fringes budgeted in House Bill 5 except for certain fringes budgeted directly to MoDOT, Highway Patrol, and Conservation.</div>				
Other Funds: Missouri Air Emission Reduction Fund (0267); State Parks Earnings Fund (0415); Historic Preservation Revolving Fund (0430); Natural Resources Protection Fund-Damages Subaccount (0555); Natural Resources Protection Fund-Water Pollution Permit Fees (0568); Solid Waste Management Fund-Scrap Tire (0569); Solid Waste Management Fund (0570); Metallic Minerals Waste Management Fund (0575); Natural Resources Protection Fund-Air Pollution Asbestos Fee Subaccount (0584); Petroleum Storage Tank Insurance Fund (0585); Underground Storage Tank Regulation Program Fund (0586); Natural Resources Protection Fund-Air Pollution Permit Fee Subaccount (0594); Parks Sales Tax Fund (0613); Soil and Water Sales Tax Fund (0614); Water and Wastewater Loan Fund (0649); Environmental Radiation Monitoring Fund (0656); Groundwater Protection Fund (0660); Energy Set-Aside Program Fund (0667); Hazardous Waste Fund (0676); Safe Drinking Water Fund (0679); Geologic Resources Fund (0801); Mined Land Reclamation Fund (0906); Energy Futures Fund (0935)									
2. CORE DESCRIPTION									
Through a transfer to the Cost Allocation Fund, dedicated funds within the department share in the department's HB 13 costs for leased and state-owned facilities.									
3. PROGRAM LISTING (list programs included in this core funding)									
Not applicable - This core decision item represents appropriated transfers from the department's dedicated funds to the DNR Cost Allocation Fund. These transfers provide funding for the department's appropriations from DNR Cost Allocation Fund. The specific DNR Cost Allocation Fund appropriations/activities are included in HB 13 budget decision items.									

CORE DECISION ITEM

Department of Natural Resources	Budget Unit 79686C
Agency Wide Operations	
Cost Allocation HB13 Transfers	HB Section 6.395

4. FINANCIAL HISTORY

	FY 2021 Actual	FY 2022 Actual	FY 2023 Actual	FY 2024 Current Yr.
Appropriation (All Funds)	185,863	185,863	185,863	185,863
Less Reverted (All Funds)	0	0	0	0
Less Restricted (All Funds)	0	0	0	0
Budget Authority (All Funds)	185,863	185,863	185,863	185,863
Actual Expenditures (All Funds)	161,234	160,243	149,283	N/A
Unexpended (All Funds)	24,629	25,620	36,580	N/A
Unexpended, by Fund:				
General Revenue	0	0	0	N/A
Federal			0	N/A
Other	24,629	25,620	36,580	N/A



Reverted includes the statutory three-percent reserve amount (when applicable).

Restricted includes any Governor's Expenditure Restrictions which remained at the end of the fiscal year (when applicable).

The following table shows financial data for the cost allocation transfers and federal fund transfer.

	FY 2021 Actual	FY 2022 Actual	FY 2023 Actual	FY 2024 Current	FY 2025 Request
Cost Allocation Fund Transfer (79685C)	7,584,435	8,180,676	8,137,336	9,228,764	9,228,764
Cost Allocation Fund Transfer - HB 13 (79686C)	161,234	160,243	149,283	185,863	185,863
Cost Allocation Fund Transfer - OA ITSD (79687C)	4,547,937	5,065,491	5,373,222	5,596,693	5,596,693
subtotal CAF Transfers	12,293,606	13,406,410	13,659,841	15,011,320	15,011,320
Federal Fund Transfer - OA ITSD (79688C)	1,755,000	1,860,000	2,010,000	2,693,271	2,693,271
Total	14,048,606	15,266,410	15,669,841	17,704,591	17,704,591

CORE RECONCILIATION DETAIL

**DEPARTMENT OF NATURAL RESOURCES
COST ALLOCATION HB 13 TRF**

5. CORE RECONCILIATION DETAIL

	Budget Class	FTE	GR	Federal	Other	Total	Explanation
TAFP AFTER VETOES							
	TRF	0.00	0	0	185,863	185,863	
	Total	0.00	0	0	185,863	185,863	
DEPARTMENT CORE REQUEST							
	TRF	0.00	0	0	185,863	185,863	
	Total	0.00	0	0	185,863	185,863	
GOVERNOR'S RECOMMENDED CORE							
	TRF	0.00	0	0	185,863	185,863	
	Total	0.00	0	0	185,863	185,863	

Department of Natural Resources

DECISION ITEM SUMMARY

Budget Unit								
Decision Item	FY 2023	FY 2023	FY 2024	FY 2024	FY 2025	FY 2025	*****	*****
Budget Object Summary	ACTUAL	ACTUAL	BUDGET	BUDGET	DEPT REQ	DEPT REQ	SECURED	SECURED
Fund	DOLLAR	FTE	DOLLAR	FTE	DOLLAR	FTE	COLUMN	COLUMN
COST ALLOCATION HB 13 TRF								
CORE								
FUND TRANSFERS								
MO AIR EMISSION REDUCTION	3,884	0.00	4,828	0.00	4,828	0.00	0	0.00
STATE PARKS EARNINGS	7,227	0.00	8,983	0.00	8,983	0.00	0	0.00
HISTORIC PRESERVATION REVOLV	463	0.00	575	0.00	575	0.00	0	0.00
NATURAL RESOURCES PROTECTION	669	0.00	832	0.00	832	0.00	0	0.00
NRP-WATER POLLUTION PERMIT FEE	19,045	0.00	23,672	0.00	23,672	0.00	0	0.00
SOLID WASTE MGMT-SCRAP TIRE	1,911	0.00	2,375	0.00	2,375	0.00	0	0.00
SOLID WASTE MANAGEMENT	8,808	0.00	10,948	0.00	10,948	0.00	0	0.00
METALLIC MINERALS WASTE MGMT	46	0.00	57	0.00	57	0.00	0	0.00
NRP-AIR POLLUTION ASBESTOS FEE	1,185	0.00	1,473	0.00	1,473	0.00	0	0.00
PETROLEUM STORAGE TANK INS	3,676	0.00	4,569	0.00	4,569	0.00	0	0.00
UNDERGROUND STOR TANK REG PROG	491	0.00	610	0.00	610	0.00	0	0.00
NRP-AIR POLLUTION PERMIT FEE	14,956	0.00	18,589	0.00	18,589	0.00	0	0.00
PARKS SALES TAX	57,495	0.00	71,463	0.00	71,463	0.00	0	0.00
SOIL AND WATER SALES TAX	5,208	0.00	6,473	0.00	6,473	0.00	0	0.00
WATER & WASTEWATER LOAN FUND	3,117	0.00	3,874	0.00	3,874	0.00	0	0.00
ENVIRONMENTAL RADIATION MONITR	105	0.00	131	0.00	131	0.00	0	0.00
GROUNDWATER PROTECTION	723	0.00	899	0.00	899	0.00	0	0.00
ENERGY SET-ASIDE PROGRAM	888	0.00	1,104	0.00	1,104	0.00	0	0.00
HAZARDOUS WASTE FUND	8,164	0.00	10,147	0.00	10,147	0.00	0	0.00
SAFE DRINKING WATER FUND	10,685	0.00	13,281	0.00	13,281	0.00	0	0.00
GEOLOGIC RESOURCES FUND	0	0.00	190	0.00	190	0.00	0	0.00
MINED LAND RECLAMATION	537	0.00	667	0.00	667	0.00	0	0.00
ENERGY FUTURES FUND	0	0.00	123	0.00	123	0.00	0	0.00
TOTAL - TRF	149,283	0.00	185,863	0.00	185,863	0.00	0	0.00
TOTAL	149,283	0.00	185,863	0.00	185,863	0.00	0	0.00
GRAND TOTAL	\$149,283	0.00	\$185,863	0.00	\$185,863	0.00	\$0	0.00

9/22/23 14:52

im_disummary

Department of Natural Resources

DECISION ITEM DETAIL

Budget Unit	FY 2023	FY 2023	FY 2024	FY 2024	FY 2025	FY 2025	*****	*****
Decision Item	ACTUAL	ACTUAL	BUDGET	BUDGET	DEPT REQ	DEPT REQ	SECURED	SECURED
Budget Object Class	DOLLAR	FTE	DOLLAR	FTE	DOLLAR	FTE	COLUMN	COLUMN
COST ALLOCATION HB 13 TRF								
CORE								
TRANSFERS OUT	149,283	0.00	185,863	0.00	185,863	0.00	0	0.00
TOTAL - TRF	149,283	0.00	185,863	0.00	185,863	0.00	0	0.00
GRAND TOTAL	\$149,283	0.00	\$185,863	0.00	\$185,863	0.00	\$0	0.00
GENERAL REVENUE	\$0	0.00	\$0	0.00	\$0	0.00		0.00
FEDERAL FUNDS	\$0	0.00	\$0	0.00	\$0	0.00		0.00
OTHER FUNDS	\$149,283	0.00	\$185,863	0.00	\$185,863	0.00		0.00

CORE DECISION ITEM

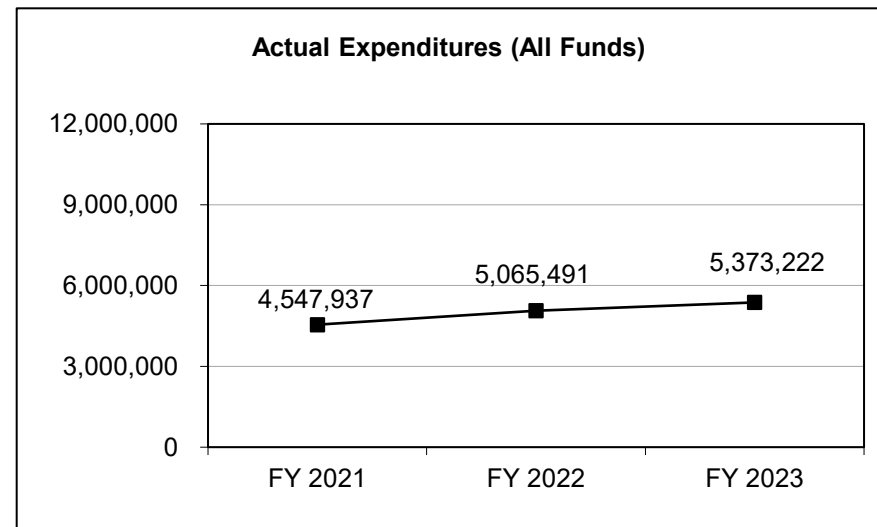
Department of Natural Resources					Budget Unit <u>79687C</u>				
Agency Wide Operations									
Cost Allocation ITSD Transfers					HB Section <u>6.395</u>				
1. CORE FINANCIAL SUMMARY									
FY 2025 Budget Request					FY 2025 Governor's Recommendation				
	GR	Federal	Other	Total		GR	Fed	Other	Total
PS	0	0	0	0	PS	0	0	0	0
EE	0	0	0	0	EE	0	0	0	0
PSD	0	0	0	0	PSD	0	0	0	0
TRF	0	0	5,596,693	5,596,693	TRF	0	0	0	0
Total	0	0	5,596,693	5,596,693	Total	0	0	0	0
FTE	0.00	0.00	0.00	0.00	FTE	0.00	0.00	0.00	0.00
Est. Fringe	0	0	0	0	Est. Fringe	0	0	0	0
Note: Fringes budgeted in House Bill 5 except for certain fringes budgeted directly to MoDOT, Highway Patrol, and Conservation.					Note: Fringes budgeted in House Bill 5 except for certain fringes budgeted directly to MoDOT, Highway Patrol, and Conservation.				
Other Funds: Missouri Air Emission Reduction Fund (0267); State Parks Earnings Fund (0415); Historic Preservation Revolving Fund (0430); Natural Resources Protection Fund-Damages Subaccount (0555); Natural Resources Protection Fund-Water Pollution Permit Fees (0568); Solid Waste Management Fund-Scrap Tire (0569); Solid Waste Management Fund (0570); Metallic Minerals Waste Management Fund (0575); Natural Resources Protection Fund-Air Pollution Asbestos Fee Subaccount (0584); Petroleum Storage Tank Insurance Fund (0585); Underground Storage Tank Regulation Program Fund (0586); Natural Resources Protection Fund-Air Pollution Permit Fee Subaccount (0594); Parks Sales Tax Fund (0613); Soil and Water Sales Tax Fund (0614); Water and Wastewater Loan Fund (0649); Environmental Radiation Monitoring Fund (0656); Energy Set-Aside Program Fund (0667); Hazardous Waste Fund (0676); Safe Drinking Water Fund (0679); Geologic Resources Fund (0801); Energy Futures Fund (0935)									
2. CORE DESCRIPTION									
Through a transfer to the Cost Allocation Fund, dedicated funds within the department share in the cost of the Office of Administration Information Technology Services Division - DNR (OA ITSD - DNR).									
3. PROGRAM LISTING (list programs included in this core funding)									
Not applicable - This core decision item represents appropriated transfers from the department's dedicated funds to the DNR Cost Allocation Fund. These transfers provide funding for the department's appropriations from DNR Cost Allocation Fund. The specific DNR Cost Allocation Fund appropriations/activities are included in OA ITSD - DNR (HB 5) budget decision items.									

CORE DECISION ITEM

Department of Natural Resources	Budget Unit 79687C
Agency Wide Operations	
Cost Allocation ITSD Transfers	HB Section 6.395

4. FINANCIAL HISTORY

	FY 2021 Actual	FY 2022 Actual	FY 2023 Actual	FY 2024 Current Yr.
Appropriation (All Funds)	5,596,693	5,596,693	5,596,693	5,596,693
Less Reverted (All Funds)	0	0	0	0
Less Restricted (All Funds)	0	0	0	0
Budget Authority (All Funds)	5,596,693	5,596,693	5,596,693	5,596,693
Actual Expenditures (All Funds)	4,547,937	5,065,491	5,373,222	N/A
Unexpended (All Funds)	1,048,756	531,202	223,471	N/A
Unexpended, by Fund:				
General Revenue	0	0	0	N/A
Federal			0	N/A
Other	1,048,756	531,202	223,471	N/A



Reverted includes the statutory three-percent reserve amount (when applicable).

Restricted includes any Governor's Expenditure Restrictions which remained at the end of the fiscal year (when applicable).

The following table shows financial data for the cost allocation transfers and federal fund transfer.

	FY 2021 Actual	FY 2022 Actual	FY 2023 Actual	FY 2024 Current	FY 2025 Request
Cost Allocation Fund Transfer (79685C)	7,584,435	8,180,676	8,137,336	9,228,764	9,228,764
Cost Allocation Fund Transfer - HB 13 (79686C)	161,234	160,243	149,283	185,863	185,863
Cost Allocation Fund Transfer - OA ITSD (79687C)	4,547,937	5,065,491	5,373,222	5,596,693	5,596,693
subtotal CAF Transfers	12,293,606	13,406,410	13,659,841	15,011,320	15,011,320
Federal Fund Transfer - OA ITSD (79688C)	1,755,000	1,860,000	2,010,000	2,693,271	2,693,271
Total	14,048,606	15,266,410	15,669,841	17,704,591	17,704,591

CORE RECONCILIATION DETAIL

**DEPARTMENT OF NATURAL RESOURCES
COST ALLOCATION ITSD TRF**

5. CORE RECONCILIATION DETAIL

	Budget Class	FTE	GR	Federal	Other	Total	Explanation
TAFP AFTER VETOES							
	TRF	0.00	0	0	5,596,693	5,596,693	
	Total	0.00	0	0	5,596,693	5,596,693	
DEPARTMENT CORE REQUEST							
	TRF	0.00	0	0	5,596,693	5,596,693	
	Total	0.00	0	0	5,596,693	5,596,693	
GOVERNOR'S RECOMMENDED CORE							
	TRF	0.00	0	0	5,596,693	5,596,693	
	Total	0.00	0	0	5,596,693	5,596,693	

Department of Natural Resources

DECISION ITEM SUMMARY

Budget Unit								
Decision Item	FY 2023	FY 2023	FY 2024	FY 2024	FY 2025	FY 2025	*****	*****
Budget Object Summary	ACTUAL	ACTUAL	BUDGET	BUDGET	DEPT REQ	DEPT REQ	SECURED	SECURED
Fund	DOLLAR	FTE	DOLLAR	FTE	DOLLAR	FTE	COLUMN	COLUMN
COST ALLOCATION ITSD TRF								
CORE								
FUND TRANSFERS								
MO AIR EMISSION REDUCTION	152,620	0.00	156,776	0.00	156,776	0.00	0	0.00
STATE PARKS EARNINGS	196,580	0.00	201,934	0.00	201,934	0.00	0	0.00
HISTORIC PRESERVATION REVOLV	12,590	0.00	12,934	0.00	12,934	0.00	0	0.00
NATURAL RESOURCES PROTECTION	26,285	0.00	27,002	0.00	27,002	0.00	0	0.00
NRP-WATER POLLUTION PERMIT FEE	751,946	0.00	772,424	0.00	772,424	0.00	0	0.00
SOLID WASTE MGMT-SCRAP TIRE	75,094	0.00	77,139	0.00	77,139	0.00	0	0.00
SOLID WASTE MANAGEMENT	379,159	0.00	389,486	0.00	389,486	0.00	0	0.00
METALLIC MINERALS WASTE MGMT	9,416	0.00	9,628	0.00	9,628	0.00	0	0.00
NRP-AIR POLLUTION ASBESTOS FEE	46,563	0.00	47,832	0.00	47,832	0.00	0	0.00
PETROLEUM STORAGE TANK INS	172,024	0.00	176,708	0.00	176,708	0.00	0	0.00
UNDERGROUND STOR TANK REG PROG	19,300	0.00	19,826	0.00	19,826	0.00	0	0.00
NRP-AIR POLLUTION PERMIT FEE	587,898	0.00	603,909	0.00	603,909	0.00	0	0.00
PARKS SALES TAX	1,563,605	0.00	1,606,188	0.00	1,606,188	0.00	0	0.00
SOIL AND WATER SALES TAX	365,812	0.00	444,821	0.00	444,821	0.00	0	0.00
WATER & WASTEWATER LOAN FUND	123,106	0.00	125,877	0.00	125,877	0.00	0	0.00
ENVIRONMENTAL RADIATION MONITR	4,255	0.00	4,264	0.00	4,264	0.00	0	0.00
ENERGY SET-ASIDE PROGRAM	82,009	0.00	83,855	0.00	83,855	0.00	0	0.00
HAZARDOUS WASTE FUND	353,695	0.00	363,327	0.00	363,327	0.00	0	0.00
SAFE DRINKING WATER FUND	420,026	0.00	431,466	0.00	431,466	0.00	0	0.00
GEOLOGIC RESOURCES FUND	31,239	0.00	31,943	0.00	31,943	0.00	0	0.00
ENERGY FUTURES FUND	0	0.00	9,354	0.00	9,354	0.00	0	0.00
TOTAL - TRF	5,373,222	0.00	5,596,693	0.00	5,596,693	0.00	0	0.00
TOTAL	5,373,222	0.00	5,596,693	0.00	5,596,693	0.00	0	0.00
GRAND TOTAL	\$5,373,222	0.00	\$5,596,693	0.00	\$5,596,693	0.00	\$0	0.00

9/22/23 14:52

im_disummary

Department of Natural Resources

DECISION ITEM DETAIL

Budget Unit	FY 2023	FY 2023	FY 2024	FY 2024	FY 2025	FY 2025	*****	*****
Decision Item	ACTUAL	ACTUAL	BUDGET	BUDGET	DEPT REQ	DEPT REQ	SECURED	SECURED
Budget Object Class	DOLLAR	FTE	DOLLAR	FTE	DOLLAR	FTE	COLUMN	COLUMN
COST ALLOCATION ITSD TRF								
CORE								
TRANSFERS OUT	5,373,222	0.00	5,596,693	0.00	5,596,693	0.00	0	0.00
TOTAL - TRF	5,373,222	0.00	5,596,693	0.00	5,596,693	0.00	0	0.00
GRAND TOTAL	\$5,373,222	0.00	\$5,596,693	0.00	\$5,596,693	0.00	\$0	0.00
GENERAL REVENUE	\$0	0.00	\$0	0.00	\$0	0.00		0.00
FEDERAL FUNDS	\$0	0.00	\$0	0.00	\$0	0.00		0.00
OTHER FUNDS	\$5,373,222	0.00	\$5,596,693	0.00	\$5,596,693	0.00		0.00

CORE DECISION ITEM

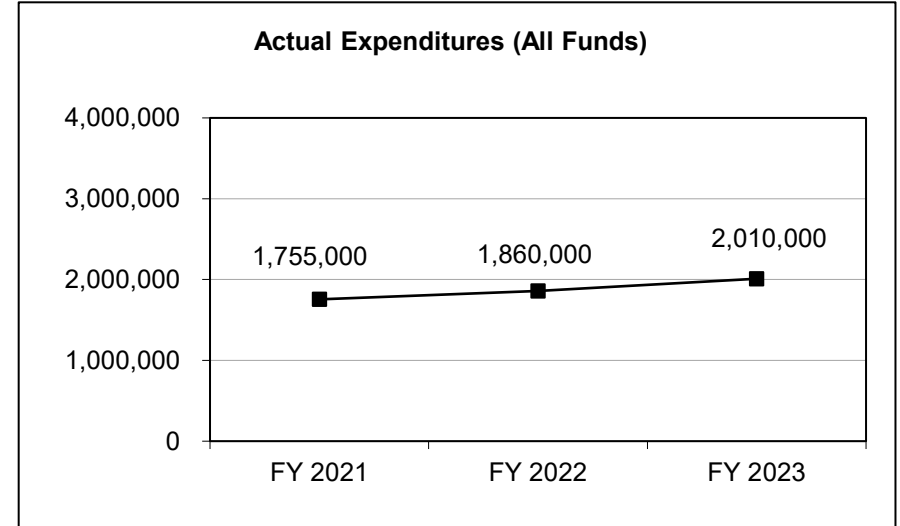
Department of Natural Resources Agency Wide Operations Federal ITSD Consolidated Transfer	Budget Unit <u>79688C</u> HB Section <u>6.400</u>																																																																																										
1. CORE FINANCIAL SUMMARY																																																																																											
<table style="width: 100%; border-collapse: collapse;"> <thead> <tr> <th></th> <th colspan="4" style="text-align: center; border-bottom: 1px solid black;">FY 2025 Budget Request</th> </tr> <tr> <th></th> <th style="text-align: center; border-bottom: 1px solid black;">GR</th> <th style="text-align: center; border-bottom: 1px solid black;">Federal</th> <th style="text-align: center; border-bottom: 1px solid black;">Other</th> <th style="text-align: center; border-bottom: 1px solid black;">Total</th> </tr> </thead> <tbody> <tr> <td>PS</td> <td style="text-align: right;">0</td> <td style="text-align: right;">0</td> <td style="text-align: right;">0</td> <td style="text-align: right;">0</td> </tr> <tr> <td>EE</td> <td style="text-align: right;">0</td> <td style="text-align: right;">0</td> <td style="text-align: right;">0</td> <td style="text-align: right;">0</td> </tr> <tr> <td>PSD</td> <td style="text-align: right;">0</td> <td style="text-align: right;">0</td> <td style="text-align: right;">0</td> <td style="text-align: right;">0</td> </tr> <tr> <td>TRF</td> <td style="text-align: right;">0</td> <td style="text-align: right;">2,693,271</td> <td style="text-align: right;">0</td> <td style="text-align: right;">2,693,271</td> </tr> <tr> <td>Total</td> <td style="text-align: right; border-top: 1px solid black; border-bottom: 3px double black;">0</td> <td style="text-align: right; border-top: 1px solid black; border-bottom: 3px double black;">2,693,271</td> <td style="text-align: right; border-top: 1px solid black; border-bottom: 3px double black;">0</td> <td style="text-align: right; border-top: 1px solid black; border-bottom: 3px double black;">2,693,271</td> </tr> <tr> <td> FTE</td> <td style="text-align: right;"> 0.00</td> <td style="text-align: right;"> 0.00</td> <td style="text-align: right;"> 0.00</td> <td style="text-align: right;"> 0.00</td> </tr> </tbody> </table> <table style="width: 100%; border-collapse: collapse; margin-top: 5px;"> <tr> <td style="width: 15%;">Est. Fringe</td> <td style="width: 15%; text-align: center;">0</td> <td style="width: 15%; text-align: center;">0</td> <td style="width: 15%; text-align: center;">0</td> <td style="width: 15%; text-align: center;">0</td> </tr> </table> <div style="border: 1px solid black; padding: 2px; margin-top: 2px;"> <i>Note: Fringes budgeted in House Bill 5 except for certain fringes budgeted directly to MoDOT, Highway Patrol, and Conservation.</i> </div>		FY 2025 Budget Request					GR	Federal	Other	Total	PS	0	0	0	0	EE	0	0	0	0	PSD	0	0	0	0	TRF	0	2,693,271	0	2,693,271	Total	0	2,693,271	0	2,693,271	 FTE	 0.00	 0.00	 0.00	 0.00	Est. Fringe	0	0	0	0	<table style="width: 100%; border-collapse: collapse;"> <thead> <tr> <th></th> <th colspan="4" style="text-align: center; border-bottom: 1px solid black;">FY 2025 Governor's Recommendation</th> </tr> <tr> <th></th> <th style="text-align: center; border-bottom: 1px solid black;">GR</th> <th style="text-align: center; border-bottom: 1px solid black;">Fed</th> <th style="text-align: center; border-bottom: 1px solid black;">Other</th> <th style="text-align: center; border-bottom: 1px solid black;">Total</th> </tr> </thead> <tbody> <tr> <td>PS</td> <td style="text-align: right;">0</td> <td style="text-align: right;">0</td> <td style="text-align: right;">0</td> <td style="text-align: right;">0</td> </tr> <tr> <td>EE</td> <td style="text-align: right;">0</td> <td style="text-align: right;">0</td> <td style="text-align: right;">0</td> <td style="text-align: right;">0</td> </tr> <tr> <td>PSD</td> <td style="text-align: right;">0</td> <td style="text-align: right;">0</td> <td style="text-align: right;">0</td> <td style="text-align: right;">0</td> </tr> <tr> <td>TRF</td> <td style="text-align: right;">0</td> <td style="text-align: right;">0</td> <td style="text-align: right;">0</td> <td style="text-align: right;">0</td> </tr> <tr> <td>Total</td> <td style="text-align: right; border-top: 1px solid black; border-bottom: 3px double black;">0</td> <td style="text-align: right; border-top: 1px solid black; border-bottom: 3px double black;">0</td> <td style="text-align: right; border-top: 1px solid black; border-bottom: 3px double black;">0</td> <td style="text-align: right; border-top: 1px solid black; border-bottom: 3px double black;">0</td> </tr> <tr> <td> FTE</td> <td style="text-align: right;"> 0.00</td> <td style="text-align: right;"> 0.00</td> <td style="text-align: right;"> 0.00</td> <td style="text-align: right;"> 0.00</td> </tr> </tbody> </table> <table style="width: 100%; border-collapse: collapse; margin-top: 5px;"> <tr> <td style="width: 15%;">Est. Fringe</td> <td style="width: 15%; text-align: center;">0</td> <td style="width: 15%; text-align: center;">0</td> <td style="width: 15%; text-align: center;">0</td> <td style="width: 15%; text-align: center;">0</td> </tr> </table> <div style="border: 1px solid black; padding: 2px; margin-top: 2px;"> <i>Note: Fringes budgeted in House Bill 5 except for certain fringes budgeted directly to MoDOT, Highway Patrol, and Conservation.</i> </div>		FY 2025 Governor's Recommendation					GR	Fed	Other	Total	PS	0	0	0	0	EE	0	0	0	0	PSD	0	0	0	0	TRF	0	0	0	0	Total	0	0	0	0	 FTE	 0.00	 0.00	 0.00	 0.00	Est. Fringe	0	0	0	0
	FY 2025 Budget Request																																																																																										
	GR	Federal	Other	Total																																																																																							
PS	0	0	0	0																																																																																							
EE	0	0	0	0																																																																																							
PSD	0	0	0	0																																																																																							
TRF	0	2,693,271	0	2,693,271																																																																																							
Total	0	2,693,271	0	2,693,271																																																																																							
 FTE	 0.00	 0.00	 0.00	 0.00																																																																																							
Est. Fringe	0	0	0	0																																																																																							
	FY 2025 Governor's Recommendation																																																																																										
	GR	Fed	Other	Total																																																																																							
PS	0	0	0	0																																																																																							
EE	0	0	0	0																																																																																							
PSD	0	0	0	0																																																																																							
TRF	0	0	0	0																																																																																							
Total	0	0	0	0																																																																																							
 FTE	 0.00	 0.00	 0.00	 0.00																																																																																							
Est. Fringe	0	0	0	0																																																																																							
2. CORE DESCRIPTION																																																																																											
A transfer from the department's Federal Fund to the Office of Administration, Information Technology Services Division Federal Fund provides funding for OA ITSD-DNR's federal appropriations.																																																																																											
3. PROGRAM LISTING (list programs included in this core funding)																																																																																											
Not applicable - This core decision item includes an appropriated transfer from the department's Federal Fund to the OA ITSD's Federal Fund to provide funding for OA ITSD-DNR's federal appropriations.																																																																																											

CORE DECISION ITEM

Department of Natural Resources	Budget Unit 79688C
Agency Wide Operations	
Federal ITSD Consolidated Transfer	HB Section 6.400

4. FINANCIAL HISTORY

	FY 2021 Actual	FY 2022 Actual	FY 2023 Actual	FY 2024 Current Yr.
Appropriation (All Funds)	2,693,271	2,693,271	2,693,271	2,693,271
Less Reverted (All Funds)	0	0	0	0
Less Restricted (All Funds)	0	0	0	0
Budget Authority (All Funds)	2,693,271	2,693,271	2,693,271	2,693,271
Actual Expenditures (All Funds)	1,755,000	1,860,000	2,010,000	N/A
Unexpended (All Funds)	938,271	833,271	683,271	N/A
Unexpended, by Fund:				
General Revenue	0	0	0	N/A
Federal	938,271	833,271	683,271	N/A
Other			0	N/A



Reverted includes the statutory three-percent reserve amount (when applicable).

Restricted includes any Governor's Expenditure Restrictions which remained at the end of the fiscal year (when applicable).

The following table shows financial data for the cost allocation transfers and federal fund transfer.

	FY 2021 Actual	FY 2022 Actual	FY 2023 Actual	FY 2024 Current	FY 2025 Request
Cost Allocation Fund Transfer (79685C)	7,584,435	8,180,676	8,137,336	9,228,764	9,228,764
Cost Allocation Fund Transfer - HB 13 (79686C)	161,234	160,243	149,283	185,863	185,863
Cost Allocation Fund Transfer - OA ITSD (79687C)	4,547,937	5,065,491	5,373,222	5,596,693	5,596,693
subtotal CAF Transfers	12,293,606	13,406,410	13,659,841	15,011,320	15,011,320
Federal Fund Transfer - OA ITSD (79688C)	1,755,000	1,860,000	2,010,000	2,693,271	2,693,271
Total	14,048,606	15,266,410	15,669,841	17,704,591	17,704,591

CORE RECONCILIATION DETAIL

**DEPARTMENT OF NATURAL RESOURCES
FED ITSD CONSOLIDATION TRF**

5. CORE RECONCILIATION DETAIL

	Budget Class	FTE	GR	Federal	Other	Total	Explanation
TAFP AFTER VETOES							
	TRF	0.00	0	2,693,271	0	2,693,271	
	Total	0.00	0	2,693,271	0	2,693,271	
DEPARTMENT CORE REQUEST							
	TRF	0.00	0	2,693,271	0	2,693,271	
	Total	0.00	0	2,693,271	0	2,693,271	
GOVERNOR'S RECOMMENDED CORE							
	TRF	0.00	0	2,693,271	0	2,693,271	
	Total	0.00	0	2,693,271	0	2,693,271	

Department of Natural Resources

DECISION ITEM SUMMARY

Budget Unit								
Decision Item	FY 2023	FY 2023	FY 2024	FY 2024	FY 2025	FY 2025	*****	*****
Budget Object Summary	ACTUAL	ACTUAL	BUDGET	BUDGET	DEPT REQ	DEPT REQ	SECURED	SECURED
Fund	DOLLAR	FTE	DOLLAR	FTE	DOLLAR	FTE	COLUMN	COLUMN
FED ITSD CONSOLIDATION TRF								
CORE								
FUND TRANSFERS								
DEPT NATURAL RESOURCES	2,010,000	0.00	2,693,271	0.00	2,693,271	0.00	0	0.00
TOTAL - TRF	2,010,000	0.00	2,693,271	0.00	2,693,271	0.00	0	0.00
TOTAL	2,010,000	0.00	2,693,271	0.00	2,693,271	0.00	0	0.00
GRAND TOTAL	\$2,010,000	0.00	\$2,693,271	0.00	\$2,693,271	0.00	\$0	0.00

9/22/23 14:52

im_disummary

Department of Natural Resources

DECISION ITEM DETAIL

Budget Unit	FY 2023	FY 2023	FY 2024	FY 2024	FY 2025	FY 2025	*****	*****
Decision Item	ACTUAL	ACTUAL	BUDGET	BUDGET	DEPT REQ	DEPT REQ	SECURED	SECURED
Budget Object Class	DOLLAR	FTE	DOLLAR	FTE	DOLLAR	FTE	COLUMN	COLUMN
FED ITSD CONSOLIDATION TRF								
CORE								
TRANSFERS OUT	2,010,000	0.00	2,693,271	0.00	2,693,271	0.00	0	0.00
TOTAL - TRF	2,010,000	0.00	2,693,271	0.00	2,693,271	0.00	0	0.00
GRAND TOTAL	\$2,010,000	0.00	\$2,693,271	0.00	\$2,693,271	0.00	\$0	0.00
GENERAL REVENUE	\$0	0.00	\$0	0.00	\$0	0.00		0.00
FEDERAL FUNDS	\$2,010,000	0.00	\$2,693,271	0.00	\$2,693,271	0.00		0.00
OTHER FUNDS	\$0	0.00	\$0	0.00	\$0	0.00		0.00

CORE DECISION ITEM

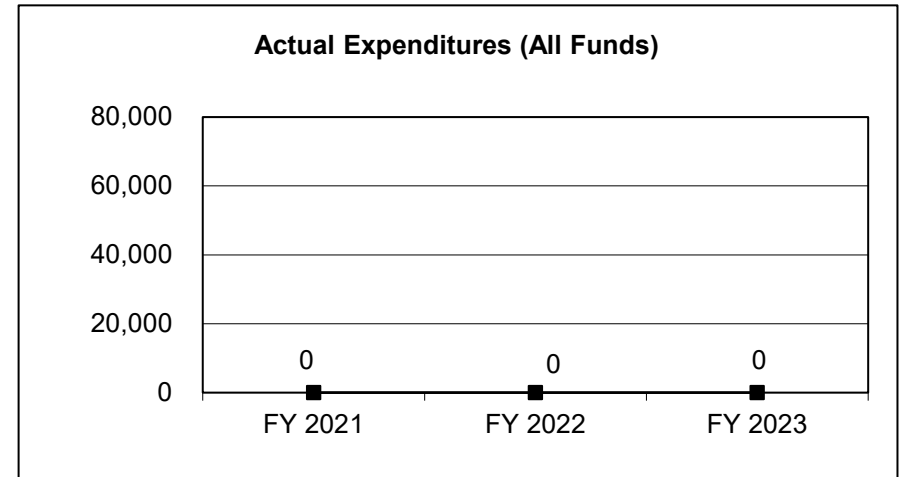
Department of Natural Resources Agency Wide Operations Legal Expense Fund Transfer	Budget Unit 78302C HB Section 6.415																																																																																										
1. CORE FINANCIAL SUMMARY																																																																																											
<table style="width: 100%; border-collapse: collapse;"> <thead> <tr> <th></th> <th colspan="4" style="text-align: center; border-bottom: 1px solid black;">FY 2025 Budget Request</th> </tr> <tr> <th></th> <th style="text-align: center; border-bottom: 1px solid black;">GR</th> <th style="text-align: center; border-bottom: 1px solid black;">Federal</th> <th style="text-align: center; border-bottom: 1px solid black;">Other</th> <th style="text-align: center; border-bottom: 1px solid black;">Total</th> </tr> </thead> <tbody> <tr> <td>PS</td> <td style="text-align: center;">0</td> <td style="text-align: center;">0</td> <td style="text-align: center;">0</td> <td style="text-align: center;">0</td> </tr> <tr> <td>EE</td> <td style="text-align: center;">0</td> <td style="text-align: center;">0</td> <td style="text-align: center;">0</td> <td style="text-align: center;">0</td> </tr> <tr> <td>PSD</td> <td style="text-align: center;">0</td> <td style="text-align: center;">0</td> <td style="text-align: center;">0</td> <td style="text-align: center;">0</td> </tr> <tr> <td>TRF</td> <td style="text-align: center;">1</td> <td style="text-align: center;">0</td> <td style="text-align: center;">0</td> <td style="text-align: center;">1</td> </tr> <tr> <td>Total</td> <td style="text-align: center; border-top: 1px solid black; border-bottom: 3px double black;">1</td> <td style="text-align: center; border-top: 1px solid black; border-bottom: 3px double black;">0</td> <td style="text-align: center; border-top: 1px solid black; border-bottom: 3px double black;">0</td> <td style="text-align: center; border-top: 1px solid black; border-bottom: 3px double black;">1</td> </tr> <tr> <td>FTE</td> <td style="text-align: center;">0.00</td> <td style="text-align: center;">0.00</td> <td style="text-align: center;">0.00</td> <td style="text-align: center;">0.00</td> </tr> </tbody> </table> <table style="width: 100%; border-collapse: collapse; margin-top: 5px;"> <tr> <td style="width: 15%;">Est. Fringe</td> <td style="width: 15%; text-align: center;">0</td> <td style="width: 15%; text-align: center;">0</td> <td style="width: 15%; text-align: center;">0</td> <td style="width: 15%; text-align: center;">0</td> </tr> </table> <p style="font-size: small; margin-top: 5px;">Note: Fringes budgeted in House Bill 5 except for certain fringes budgeted directly to MoDOT, Highway Patrol, and Conservation.</p>		FY 2025 Budget Request					GR	Federal	Other	Total	PS	0	0	0	0	EE	0	0	0	0	PSD	0	0	0	0	TRF	1	0	0	1	Total	1	0	0	1	FTE	0.00	0.00	0.00	0.00	Est. Fringe	0	0	0	0	<table style="width: 100%; border-collapse: collapse;"> <thead> <tr> <th></th> <th colspan="4" style="text-align: center; border-bottom: 1px solid black;">FY 2025 Governor's Recommendation</th> </tr> <tr> <th></th> <th style="text-align: center; border-bottom: 1px solid black;">GR</th> <th style="text-align: center; border-bottom: 1px solid black;">Federal</th> <th style="text-align: center; border-bottom: 1px solid black;">Other</th> <th style="text-align: center; border-bottom: 1px solid black;">Total</th> </tr> </thead> <tbody> <tr> <td>PS</td> <td style="text-align: center;">0</td> <td style="text-align: center;">0</td> <td style="text-align: center;">0</td> <td style="text-align: center;">0</td> </tr> <tr> <td>EE</td> <td style="text-align: center;">0</td> <td style="text-align: center;">0</td> <td style="text-align: center;">0</td> <td style="text-align: center;">0</td> </tr> <tr> <td>PSD</td> <td style="text-align: center;">0</td> <td style="text-align: center;">0</td> <td style="text-align: center;">0</td> <td style="text-align: center;">0</td> </tr> <tr> <td>TRF</td> <td style="text-align: center;">1</td> <td style="text-align: center;">0</td> <td style="text-align: center;">0</td> <td style="text-align: center;">1</td> </tr> <tr> <td>Total</td> <td style="text-align: center; border-top: 1px solid black; border-bottom: 3px double black;">1</td> <td style="text-align: center; border-top: 1px solid black; border-bottom: 3px double black;">0</td> <td style="text-align: center; border-top: 1px solid black; border-bottom: 3px double black;">0</td> <td style="text-align: center; border-top: 1px solid black; border-bottom: 3px double black;">1</td> </tr> <tr> <td>FTE</td> <td style="text-align: center;">0.00</td> <td style="text-align: center;">0.00</td> <td style="text-align: center;">0.00</td> <td style="text-align: center;">0.00</td> </tr> </tbody> </table> <table style="width: 100%; border-collapse: collapse; margin-top: 5px;"> <tr> <td style="width: 15%;">Est. Fringe</td> <td style="width: 15%; text-align: center;">0</td> <td style="width: 15%; text-align: center;">0</td> <td style="width: 15%; text-align: center;">0</td> <td style="width: 15%; text-align: center;">0</td> </tr> </table> <p style="font-size: small; margin-top: 5px;">Note: Fringes budgeted in House Bill 5 except for certain fringes budgeted directly to MoDOT, Highway Patrol, and Conservation.</p>		FY 2025 Governor's Recommendation					GR	Federal	Other	Total	PS	0	0	0	0	EE	0	0	0	0	PSD	0	0	0	0	TRF	1	0	0	1	Total	1	0	0	1	FTE	0.00	0.00	0.00	0.00	Est. Fringe	0	0	0	0
	FY 2025 Budget Request																																																																																										
	GR	Federal	Other	Total																																																																																							
PS	0	0	0	0																																																																																							
EE	0	0	0	0																																																																																							
PSD	0	0	0	0																																																																																							
TRF	1	0	0	1																																																																																							
Total	1	0	0	1																																																																																							
FTE	0.00	0.00	0.00	0.00																																																																																							
Est. Fringe	0	0	0	0																																																																																							
	FY 2025 Governor's Recommendation																																																																																										
	GR	Federal	Other	Total																																																																																							
PS	0	0	0	0																																																																																							
EE	0	0	0	0																																																																																							
PSD	0	0	0	0																																																																																							
TRF	1	0	0	1																																																																																							
Total	1	0	0	1																																																																																							
FTE	0.00	0.00	0.00	0.00																																																																																							
Est. Fringe	0	0	0	0																																																																																							
Other Funds: Not applicable																																																																																											
2. CORE DESCRIPTION																																																																																											
<p>In FY 2018, the General Assembly appropriated \$1 for transfer from the department's core budget to the State Legal Expense Fund for the payment of claims, premiums, and expenses provided by Section 105.711 - Section 105.726, RSMo. In order to fund such expenses, the General Assembly also authorized three percent flexibility from the department's operating budget into the \$1 transfer appropriation.</p>																																																																																											
3. PROGRAM LISTING (list programs included in this core funding)																																																																																											
N/A																																																																																											

CORE DECISION ITEM

Department of Natural Resources	Budget Unit 78302C
Agency Wide Operations	
Legal Expense Fund Transfer	HB Section 6.415

4. FINANCIAL HISTORY

	FY 2021 Actual	FY 2022 Actual	FY 2023 Actual	FY 2024 Current Yr.
Appropriation (All Funds)	1	1	1	0
Less Reverted (All Funds)	0	0	0	0
Less Restricted (All Funds)	0	0	0	0
Budget Authority (All Funds)	1	1	1	0
Actual Expenditures (All Funds)	0	0	0	N/A
Unexpended (All Funds)	1	1	1	N/A
Unexpended, by Fund:				
General Revenue	1	1	1	N/A
Federal	0	0	0	N/A
Other	0	0	0	N/A



Reverted includes the statutory three-percent reserve amount (when applicable).

Restricted includes any Governor's Expenditure Restrictions which remained at the end of the fiscal year (when applicable).

CORE RECONCILIATION DETAIL

**DEPARTMENT OF NATURAL RESOURCES
DNR LEGAL EXPENSE FUND TRF**

5. CORE RECONCILIATION DETAIL

	Budget Class	FTE	GR	Federal	Other	Total	Explanation
TAFP AFTER VETOES							
	TRF	0.00	1	0	0	1	
	Total	0.00	1	0	0	1	
DEPARTMENT CORE REQUEST							
	TRF	0.00	1	0	0	1	
	Total	0.00	1	0	0	1	
GOVERNOR'S RECOMMENDED CORE							
	TRF	0.00	1	0	0	1	
	Total	0.00	1	0	0	1	

Department of Natural Resources

DECISION ITEM SUMMARY

Budget Unit								
Decision Item	FY 2023	FY 2023	FY 2024	FY 2024	FY 2025	FY 2025	*****	*****
Budget Object Summary	ACTUAL	ACTUAL	BUDGET	BUDGET	DEPT REQ	DEPT REQ	SECURED	SECURED
Fund	DOLLAR	FTE	DOLLAR	FTE	DOLLAR	FTE	COLUMN	COLUMN
DNR LEGAL EXPENSE FUND TRF								
CORE								
FUND TRANSFERS								
GENERAL REVENUE	0	0.00	1	0.00	1	0.00	0	0.00
TOTAL - TRF	0	0.00	1	0.00	1	0.00	0	0.00
TOTAL	0	0.00	1	0.00	1	0.00	0	0.00
GRAND TOTAL	\$0	0.00	\$1	0.00	\$1	0.00	\$0	0.00

9/22/23 14:52

im_disummary

Department of Natural Resources

DECISION ITEM DETAIL

Budget Unit	FY 2023	FY 2023	FY 2024	FY 2024	FY 2025	FY 2025	*****	*****
Decision Item	ACTUAL	ACTUAL	BUDGET	BUDGET	DEPT REQ	DEPT REQ	SECURED	SECURED
Budget Object Class	DOLLAR	FTE	DOLLAR	FTE	DOLLAR	FTE	COLUMN	COLUMN
DNR LEGAL EXPENSE FUND TRF								
CORE								
TRANSFERS OUT	0	0.00	1	0.00	1	0.00	0	0.00
TOTAL - TRF	0	0.00	1	0.00	1	0.00	0	0.00
GRAND TOTAL	\$0	0.00	\$1	0.00	\$1	0.00	\$0	0.00
GENERAL REVENUE	\$0	0.00	\$1	0.00	\$1	0.00		0.00
FEDERAL FUNDS	\$0	0.00	\$0	0.00	\$0	0.00		0.00
OTHER FUNDS	\$0	0.00	\$0	0.00	\$0	0.00		0.00

SUPPLEMENTAL NEW DECISION ITEM

Department of Natural Resources

House Bill Section 6.237, 6.238

Div of Environmental Quality - Financial Assistance Center

HB 6.237 & 6.238 Water Inf Project Administration DI# 2780001

Original FY 2024 House Bill Section, if applicable 6.237, 6.238

1. AMOUNT OF REQUEST

FY 2024 Supplemental Budget Request				
	GR	Federal	Other	Total
PS	21,663	0	0	21,663
EE	1,730	0	0	1,730
PSD	0	0	0	0
TRF	0	0	0	0
Total	23,393	0	0	23,393

FTE	0.00	0.00	0.00	0.00
POSITIONS	0	0	0	0

NUMBER OF MONTHS POSITIONS ARE NEEDED: _____

Est. Fringe	7,261	0	0	7,261
--------------------	-------	---	---	-------

Note: Fringes budgeted in House Bill 5 except for certain fringes budgeted directly to MoDOT, Highway Patrol, and Conservation.

Other Funds: Not applicable

Non-Counts: Not applicable

FY 2024 Supplemental Governor's Recommendation				
	GR	Federal	Other	Total
PS	0	0	0	0
EE	0	0	0	0
PSD	0	0	0	0
TRF	0	0	0	0
Total	0	0	0	0

FTE	0.00	0.00	0.00	0.00
POSITIONS	0	0	0	0

NUMBER OF MONTHS POSITIONS ARE NEEDED: _____

Est. Fringe	0	0	0	0
--------------------	---	---	---	---

Note: Fringes budgeted in House Bill 5 except for certain fringes budgeted directly to MoDOT, Highway Patrol, and Conservation.

SUPPLEMENTAL NEW DECISION ITEM

Department of Natural Resources

House Bill Section 6.237, 6.238

Div of Environmental Quality - Financial Assistance Center

HB 6.237 & 6.238 Water Inf Project Administration DI# 2780001

Original FY 2024 House Bill Section, if applicable 6.237, 6.238

2. WHY IS THIS SUPPLEMENTAL FUNDING NEEDED? INCLUDE THE FEDERAL OR STATE STATUTORY OR CONSTITUTIONAL AUTHORIZATION FOR THIS PROGRAM.

In FY 2024, the Missouri General Assembly appropriated \$108.6 million General Revenue (GR) and Budget Stabilization Fund (BSF) toward twelve projects related to drinking water, wastewater, stormwater, levee, bridge, nursing facility sewer improvements, and greenway development capital infrastructure projects across the State.

This request will:

Provide authority to fund existing positions (FTE) in the Division of Environmental Quality's Financial Assistance Center (FAC), who is responsible for establishing, operating, and administering the appropriated projects as a grant program. The primary responsibility of the FAC is to administer the federal Clean Water and Drinking Water State Revolving Fund (SRF) programs, which are funded by Environmental Protection Agency SRF capitalization grants. Allowable uses of the SRF capitalization grants are to fund administration and oversight activities of SRF funded projects, therefore FAC does not have funding available to administer these GR and BSF projects.

This request will provide the department the resources to provide guidance, develop, and manage these grant programs in the interim (FY 2024) until project funding has been fully expended.

HB	Section Name	Total Appropriation
6.237	Mississippi Levee	\$ 5,000,000
6.237	City of Republic	\$ 25,000,000
6.237	City of Lincoln	\$ 30,000,000
6.237	City of Marshall	\$ 3,913,168
		\$ 63,913,168 GR

HB	Section Name	Total Appropriation
6.238	City of Strafford	\$ 6,000,000
6.238	City of Ellington	\$ 5,000,000
6.238	City of Silex	\$ 15,000
6.238	City of Marshfield	\$ 5,000,000
6.238	Bridge at Fellows Lake	\$ 2,500,000
		\$ 18,515,000 GR
	Total HB 6 projects	\$ <u>82,428,168 GR</u>

HB	Section Name	Total Appropriation
19.393	Great Rivers Greenway Dev	\$ 15,000,000 GR

HB	Section Name	Total Appropriation
20.336	Shelby County Nursing Home	\$ 1,200,000 GR
20.648	City of California	\$ 10,000,000 BSF
		\$ 11,200,000

HB 6, HB 19, HB 20 projects \$ 108,628,168

SUPPLEMENTAL NEW DECISION ITEM

Department of Natural Resources

House Bill Section 6.237, 6.238

Div of Environmental Quality - Financial Assistance Center

HB 6.237 & 6.238 Water Inf Project Administration DI# 2780001

Original FY 2024 House Bill Section, if applicable 6.237, 6.238

3. DESCRIBE THE DETAILED ASSUMPTIONS USED TO DERIVE THE SPECIFIC REQUESTED AMOUNT. (How did you determine that the requested number of FTE were appropriate? From what source or standard did you derive the requested levels of funding? Were alternatives such as outsourcing or automation considered? If based on new legislation, does request tie to TAFP fiscal note? If not, explain why.

The department's FAC is not requesting additional FTE, but is requesting funding for 0.38 FTE equivalents.

- The FAC will either use an existing Environmental Program Assistant/Analyst or hire a vacant Environmental Program Assistant/Analyst position, equivalent to 0.25 FTE, to help manage the water infrastructure projects. The project manager will assist funding recipients through initial checklists and forms, project management, funding awards, cost reimbursements, and project close out. When the projects are complete, the position will transition to the SRF program as originally appropriated.
- The FAC will also use existing Accountants, equivalent to 0.13 FTE, to encumber and process monthly grant payments based on cost reimbursements.

Outsourcing was not considered a viable alternative because the department is responsible for permitting such projects and is experienced in properly managing water infrastructure projects.

SUPPLEMENTAL NEW DECISION ITEM

Department of Natural Resources	House Bill Section <u>6.237, 6.238</u>
Div of Environmental Quality - Financial Assistance Center	
HB 6.237 & 6.238 Water Inf Project Administration DI# 2780001	Original FY 2024 House Bill Section, if applicable <u>6.237, 6.238</u>

4. BREAK DOWN THE REQUEST BY BUDGET OBJECT CLASS, JOB CLASS, AND FUND SOURCE.

Budget Object Class/Job Class	Dept Req GR DOLLARS	Dept Req GR FTE	Dept Req FED DOLLARS	Dept Req FED FTE	Dept Req OTHER DOLLARS	Dept Req OTHER FTE	Dept Req TOTAL DOLLARS	Dept Req TOTAL FTE
10EP20 / Environmental Program Analyst	14,442						14,442	0.0
11AC50 / Accountant	7,221						7,221	0.0
Total PS	21,663	0.00	0	0.0	0	0.0	21,663	0.0
140-Travel, In-State	495						495	
160-Travel, Out-of-State	43						43	
190-Supplies	204						204	
320-Professional Development	248						248	
340-Communication Servs & Supplies	307						307	
430-M&R Services	152						152	
480-Computer Equipment	233						233	
740-Miscellaneous Expenses	48						48	
Total EE	1,730		0		0		1,730	
Program Distributions							0	
Total PSD	0		0		0		0	
Transfers							0	
Total TRF	0		0		0		0	
Grand Total	23,393	0.00	0	0.0	0	0.0	23,393	0.0

SUPPLEMENTAL NEW DECISION ITEM

Department of Natural Resources	House Bill Section <u>6.237, 6.238</u>
Div of Environmental Quality - Financial Assistance Center	
HB 6.237 & 6.238 Water Inf Project Administration DI# 2780001	Original FY 2024 House Bill Section, if applicable <u>6.237, 6.238</u>

Budget Object Class/Job Class	Gov Rec GR DOLLARS	Gov Rec GR FTE	Gov Rec FED DOLLARS	Gov Rec FED FTE	Gov Rec OTHER DOLLARS	Gov Rec OTHER FTE	Gov Rec TOTAL DOLLARS	Gov Rec TOTAL FTE
							0	0.0
							0	0.0
Total PS	<u>0</u>	<u>0.0</u>	<u>0</u>	<u>0.0</u>	<u>0</u>	<u>0.0</u>	<u>0</u>	<u>0.0</u>
							0	
							0	
							0	
							0	
Total EE	<u>0</u>		<u>0</u>		<u>0</u>		<u>0</u>	
Program Distributions							0	
Total PSD	<u>0</u>		<u>0</u>		<u>0</u>		<u>0</u>	
Transfers							0	
Total TRF	<u>0</u>		<u>0</u>		<u>0</u>		<u>0</u>	
Grand Total	<u><u>0</u></u>	<u><u>0.0</u></u>	<u><u>0</u></u>	<u><u>0.0</u></u>	<u><u>0</u></u>	<u><u>0.0</u></u>	<u><u>0</u></u>	<u><u>0.0</u></u>

CORE DECISION ITEM

Department of Natural Resources	Budget Unit	78301C
Environmental Improvement and Energy Resources Authority		
Environmental Improvement and Energy Resources Authority Operations Core	HB Section	6.405

1. CORE FINANCIAL SUMMARY

FY 2025 Budget Request					FY 2025 Governor's Recommendation				
	GR	Federal	Other	Total		GR	Fed	Other	Total
PS	0	0	609,630	609,630	PS	0	0	0	0
EE	0	0	586,095	586,095	EE	0	0	0	0
PSD	0	0	15,000	15,000	PSD	0	0	0	0
Total	0	0	1,210,725	1,210,725	Total	0	0	0	0
FTE	0.00	0.00	8.00	8.00	FTE	0.00	0.00	0.00	0.00
Est. Fringe	0	0	372,057	372,057	Est. Fringe	0	0	0	0
Note: Fringes budgeted in House Bill 5 except for certain fringes budgeted directly to MoDOT, Highway Patrol, and Conservation.					Note: Fringes budgeted in House Bill 5 except for certain fringes budgeted directly to MoDOT, Highway Patrol, and Conservation.				

Other Funds: State Environmental Improvement Authority Fund (0654)

2. CORE DESCRIPTION

The Environmental Improvement and Energy Resources Authority (EI ERA) provides financing, research, and technical assistance for environmental and energy-related projects. Section 260.010, RSMo, created and established the EI ERA as a governmental instrumentality of the State of Missouri, functioning as a body corporate and politic. A five-member board appointed by the Governor directly oversees the activities of the Authority.

CORE DECISION ITEM

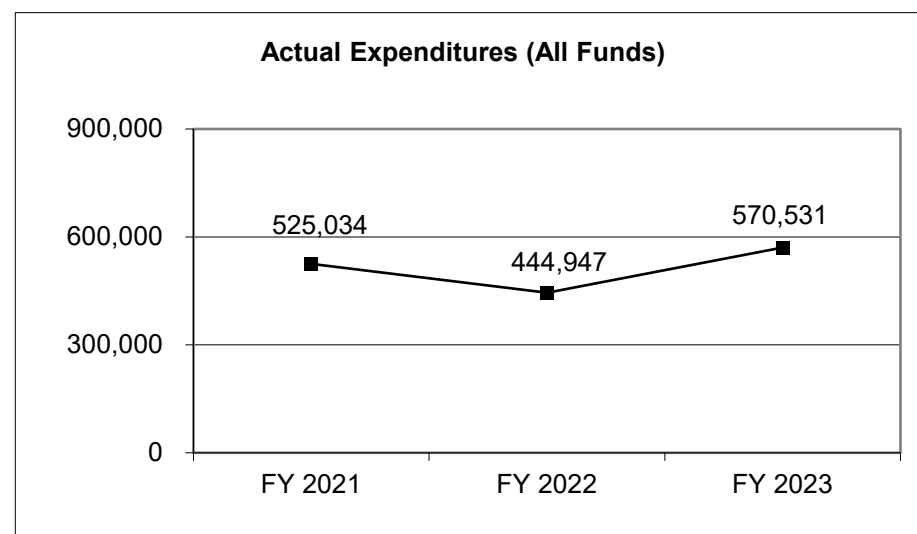
Department of Natural Resources	Budget Unit	78301C
Environmental Improvement and Energy Resources Authority		
Environmental Improvement and Energy Resources Authority Operations Core	HB Section	6.405

3. PROGRAM LISTING (list programs included in this core funding)

Environmental Improvement and Energy Resources Authority

4. FINANCIAL HISTORY

	FY 2021	FY 2022	FY 2023	FY 2024
	Actual	Actual	Actual	Current Yr.
Appropriation (All Funds)	1,472,173	1,277,386	1,161,836	1,210,725
Less Reverted (All Funds)	0	0	0	0
Less Restricted (All Funds)	0	0	0	0
Budget Authority (All Funds)	1,472,173	1,277,386	1,161,836	1,210,725
Actual Expenditures (All Funds)	525,034	444,947	570,531	N/A
Unexpended (All Funds)	947,139	832,439	591,305	N/A
Unexpended, by Fund:				
General Revenue	0	0	0	N/A
Federal	0	0	0	N/A
Other	947,139	832,439	591,305	N/A
	(1)	(1)	(1)	



Reverted includes the statutory three-percent reserve amount (when applicable).

Restricted includes any Governor's Expenditure Restrictions which remained at the end of the fiscal year (when applicable).

NOTES:

(1) Unexpended in Other Funds appropriation is due to staffing plan and project scheduling. The budget is continually reviewed to align with planned spending.

CORE RECONCILIATION DETAIL

**DEPARTMENT OF NATURAL RESOURCES
EIERA**

5. CORE RECONCILIATION DETAIL

	Budget Class	FTE	GR	Federal	Other	Total	Explanation
TAFP AFTER VETOES							
	PS	8.00	0	0	609,630	609,630	
	EE	0.00	0	0	586,095	586,095	
	PD	0.00	0	0	15,000	15,000	
	Total	8.00	0	0	1,210,725	1,210,725	
DEPARTMENT CORE REQUEST							
	PS	8.00	0	0	609,630	609,630	
	EE	0.00	0	0	586,095	586,095	
	PD	0.00	0	0	15,000	15,000	
	Total	8.00	0	0	1,210,725	1,210,725	
GOVERNOR'S RECOMMENDED CORE							
	PS	8.00	0	0	609,630	609,630	
	EE	0.00	0	0	586,095	586,095	
	PD	0.00	0	0	15,000	15,000	
	Total	8.00	0	0	1,210,725	1,210,725	

Department of Natural Resources

DECISION ITEM SUMMARY

Budget Unit								
Decision Item	FY 2023	FY 2023	FY 2024	FY 2024	FY 2025	FY 2025	*****	*****
Budget Object Summary	ACTUAL	ACTUAL	BUDGET	BUDGET	DEPT REQ	DEPT REQ	SECURED	SECURED
Fund	DOLLAR	FTE	DOLLAR	FTE	DOLLAR	FTE	COLUMN	COLUMN
EIERA								
CORE								
PERSONAL SERVICES								
ENVIRON IMPROVE AUTHORITY	399,667	5.45	609,630	8.00	609,630	8.00	0	0.00
TOTAL - PS	399,667	5.45	609,630	8.00	609,630	8.00	0	0.00
EXPENSE & EQUIPMENT								
ENVIRON IMPROVE AUTHORITY	169,088	0.00	586,095	0.00	586,095	0.00	0	0.00
TOTAL - EE	169,088	0.00	586,095	0.00	586,095	0.00	0	0.00
PROGRAM-SPECIFIC								
ENVIRON IMPROVE AUTHORITY	1,776	0.00	15,000	0.00	15,000	0.00	0	0.00
TOTAL - PD	1,776	0.00	15,000	0.00	15,000	0.00	0	0.00
TOTAL	570,531	5.45	1,210,725	8.00	1,210,725	8.00	0	0.00
GRAND TOTAL	\$570,531	5.45	\$1,210,725	8.00	\$1,210,725	8.00	\$0	0.00

Department of Natural Resources

DECISION ITEM DETAIL

Budget Unit	FY 2023	FY 2023	FY 2024	FY 2024	FY 2025	FY 2025	*****	*****
Decision Item	ACTUAL	ACTUAL	BUDGET	BUDGET	DEPT REQ	DEPT REQ	SECURED	SECURED
Budget Object Class	DOLLAR	FTE	DOLLAR	FTE	DOLLAR	FTE	COLUMN	COLUMN
EIERA								
CORE								
STAFF DIRECTOR	0	0.00	945	0.00	0	0.00	0	0.00
EXECUTIVE DIRECTOR	0	0.00	1,182	0.00	0	0.00	0	0.00
ADMINISTRATIVE ASSISTANT	0	0.00	486	0.00	0	0.00	0	0.00
PROJECT SPECIALIST	0	0.00	613	0.00	0	0.00	0	0.00
PROGRAM MANAGER	0	0.00	857	0.00	0	0.00	0	0.00
ACCOUNTANT	0	0.00	571	0.00	0	0.00	0	0.00
FISCAL MANAGER	0	0.00	627	0.00	0	0.00	0	0.00
MANAGEMENT ANALYST	0	0.00	697	0.00	0	0.00	0	0.00
EXECUTIVE DIRECTOR	114,787	1.00	121,686	1.00	121,686	1.00	0	0.00
STAFF DIRECTOR	84,081	1.00	89,134	1.00	89,134	1.00	0	0.00
ADMINISTRATIVE ASSISTANT	33,921	1.00	49,075	1.00	35,960	1.00	0	0.00
FISCAL MANAGER	61,791	1.00	65,505	1.00	65,505	1.00	0	0.00
ACCOUNTANT	0	0.00	57,678	1.00	66,186	1.00	0	0.00
MANAGEMENT ANALYST	0	0.00	61,813	1.00	66,111	1.00	0	0.00
PROJECT SPECIALIST	68,192	1.00	61,986	1.00	72,290	1.00	0	0.00
PROGRAM MANAGER	36,895	0.45	96,775	1.00	92,758	1.00	0	0.00
TOTAL - PS	399,667	5.45	609,630	8.00	609,630	8.00	0	0.00
TRAVEL, IN-STATE	7,300	0.00	15,095	0.00	15,095	0.00	0	0.00
TRAVEL, OUT-OF-STATE	1,589	0.00	12,000	0.00	12,000	0.00	0	0.00
SUPPLIES	1,723	0.00	11,600	0.00	11,600	0.00	0	0.00
PROFESSIONAL DEVELOPMENT	12,831	0.00	20,600	0.00	20,600	0.00	0	0.00
COMMUNICATION SERV & SUPP	9,781	0.00	15,400	0.00	15,400	0.00	0	0.00
PROFESSIONAL SERVICES	94,383	0.00	400,000	0.00	409,600	0.00	0	0.00
M&R SERVICES	2,356	0.00	2,800	0.00	2,800	0.00	0	0.00
COMPUTER EQUIPMENT	228	0.00	9,600	0.00	0	0.00	0	0.00
OFFICE EQUIPMENT	0	0.00	7,500	0.00	7,500	0.00	0	0.00
BUILDING LEASE PAYMENTS	38,129	0.00	40,000	0.00	40,000	0.00	0	0.00
EQUIPMENT RENTALS & LEASES	0	0.00	3,000	0.00	3,000	0.00	0	0.00
MISCELLANEOUS EXPENSES	768	0.00	48,500	0.00	48,500	0.00	0	0.00
TOTAL - EE	169,088	0.00	586,095	0.00	586,095	0.00	0	0.00

Department of Natural Resources

DECISION ITEM DETAIL

Budget Unit	FY 2023	FY 2023	FY 2024	FY 2024	FY 2025	FY 2025	*****	*****
Decision Item	ACTUAL	ACTUAL	BUDGET	BUDGET	DEPT REQ	DEPT REQ	SECURED	SECURED
Budget Object Class	DOLLAR	FTE	DOLLAR	FTE	DOLLAR	FTE	COLUMN	COLUMN
EIERA								
CORE								
REFUNDS	1,776	0.00	15,000	0.00	15,000	0.00	0	0.00
TOTAL - PD	1,776	0.00	15,000	0.00	15,000	0.00	0	0.00
GRAND TOTAL	\$570,531	5.45	\$1,210,725	8.00	\$1,210,725	8.00	\$0	0.00
GENERAL REVENUE	\$0	0.00	\$0	0.00	\$0	0.00		0.00
FEDERAL FUNDS	\$0	0.00	\$0	0.00	\$0	0.00		0.00
OTHER FUNDS	\$570,531	5.45	\$1,210,725	8.00	\$1,210,725	8.00		0.00

PROGRAM DESCRIPTION

Department of Natural Resources

HB Section(s): 6.405

Environmental Improvement and Energy Resources Authority (EIERA)

Program is found in the following core budget(s): EIERA

1a. What strategic priority does this program address?

The Environmental Improvement and Energy Resources Authority provides solutions that help Missourians and the environment thrive through finance, research, and technical assistance in order to foster the responsible management of our air, land, water, and energy resources for the well-being of our citizens and Missouri's economy.

1b. What does this program do?

The Environmental Improvement and Energy Resources Authority (EIERA) provides financing, research, and technical assistance for environmental and energy-related projects. The EIERA:

- Issues municipal bonds to capitalize the State Revolving Fund (SRF) programs, which provide low-interest financing for water and wastewater infrastructure.
- Provides financial assistance through the Market Development Program to small businesses that divert waste from landfills to create products with recycled materials while creating jobs.
- Issues municipal bonds on behalf of private and investor-owned utilities to finance pollution-prevention and energy related infrastructure projects.
- Provides low-cost financing and technical assistance to communities and businesses to assist with the cleanup of contaminated properties, known as Brownfields.
- Provides paying-agent services to investor-owned utilities that fund low-income weatherization services through Community Action Agencies located throughout the state.
- Provides paying-agent services and technical and administrative assistance for environmental restoration efforts.

2a. Provide an activity measure(s) for the program.

Beneficiaries of EIERA Efforts

	FY 2021 Actual	FY 2022 Actual	FY 2023 Actual	FY 2024 Projected	FY 2025 Projected	FY 2026 Projected
Water and Wastewater Systems	11	8	6	12	12	12
Other Governmental Entities	1	0	6	5	5	5
Private Entities (Small Businesses)	22	13	4	10	10	10
Total Project Assistance Dollars (in millions) *	\$276.5 mil	\$48.3 mil	\$132.9 mil	\$150.0 mil	\$150.0 mil	\$150.0 mil

EIERA finance, research, and technical assistance supports entities in reaching their community development goals.

*Drop in assistance dollars for 2022 is due to decrease in water/wastewater loan demand for that year.

PROGRAM DESCRIPTION

Department of Natural Resources

HB Section(s): 6.405

Environmental Improvement and Energy Resources Authority (EI ERA)

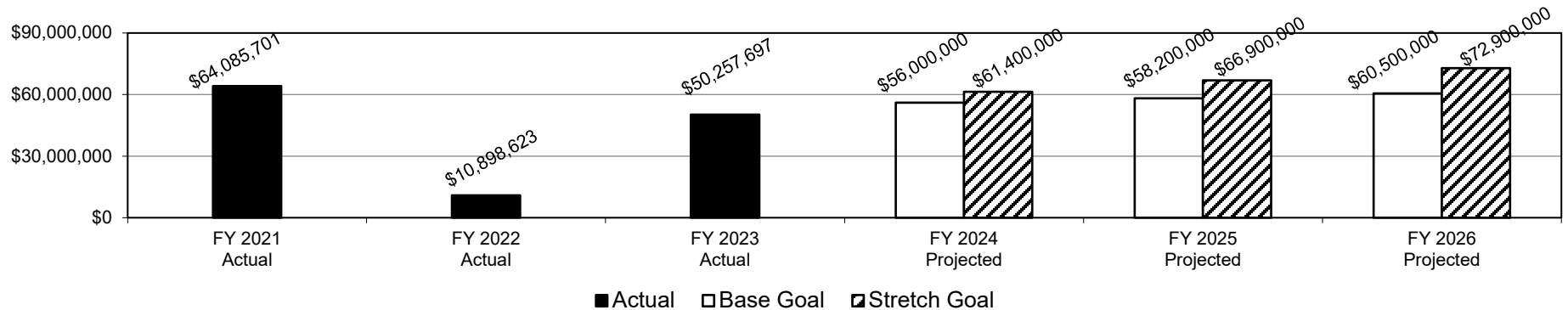
Program is found in the following core budget(s): EI ERA

2b. Provide a measure(s) of the program's quality.

EI ERA bonds issued to capitalize the State Revolving Fund program are rated AAA. This is the highest rating possible and provides the least costly funds available for borrowers. This rating is maintained by continual oversight of the existing portfolio and through sound, conservative underwriting policies.

2c. Provide a measure(s) of the program's impact.

Client Dollars Saved Through Low-Interest Loans, Grants, and Other Assistance



Client dollars saved are dependent on assistance provided.

Base Goal: Average of the past 2 years plus a 4% annual increase.

Stretch Goal: Average of the past 2 years plus a 9% annual increase.

PROGRAM DESCRIPTION

Department of Natural Resources

HB Section(s): 6.405

Environmental Improvement and Energy Resources Authority (EIERA)

Program is found in the following core budget(s): EIERA

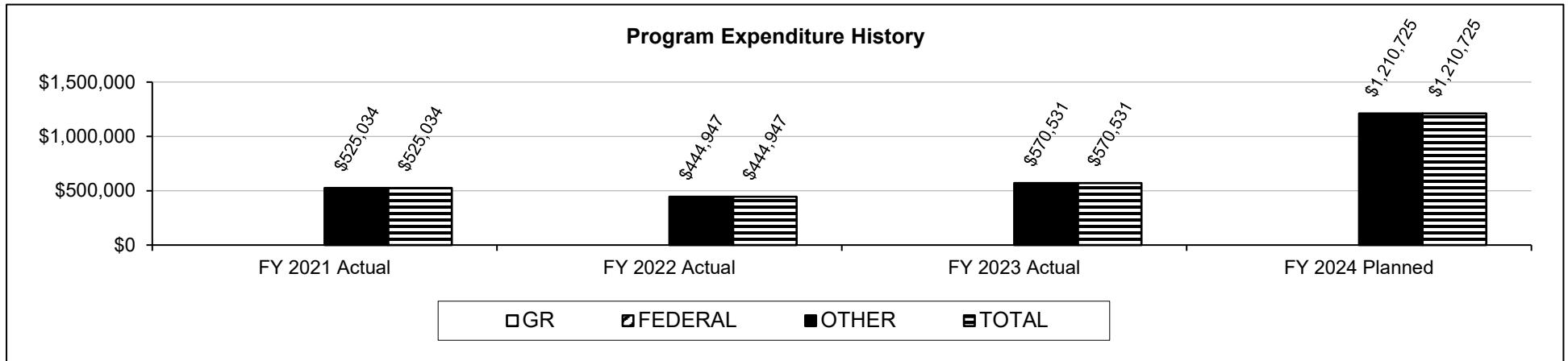
2d. Provide a measure(s) of the program's efficiency.

Operational costs in relation to total dollars of assistance provided

	FY 2021 Actual	FY 2022 Actual	FY 2023 Actual	FY 2024 Projected	FY 2025 Projected	FY 2026 Projected
Operational Percentage	0.24%	1.17%	0.59%	0.99%	0.99%	0.99%
Operational Costs	663,712	570,487	783,313	1,499,571	1,504,114	1,504,114
Assistance Dollars	276,525,373	48,291,937	132,997,638	150,000,000	150,000,000	150,000,000
Total	277,189,085	48,862,424	133,780,951	151,499,571	151,504,114	151,504,114

Base/Stretch Goal: To improve upon or maintain operational costs in proportion to the amount of assistance dollars provided.

3. Provide actual expenditures for the prior three fiscal years and planned expenditures for the current fiscal year. *(Note: Amounts do not include fringe benefit costs.)*



FY 2024 Planned is shown at full appropriation.

PROGRAM DESCRIPTION	
Department of Natural Resources	HB Section(s): <u>6.405</u>
Environmental Improvement and Energy Resources Authority (EIERA)	
Program is found in the following core budget(s): EIERA	
4. What are the sources of the "Other" funds? State Environmental Improvement Authority Fund (0654)	
5. What is the authorization for this program, i.e., federal or state statutes, etc.? (Include the federal program number, if applicable.) Clean Water Act (1972) Safe Drinking Water Act (1996) U.S. Tax Code 42 USC 9601 Comprehensive Environmental Response, Compensation & Liability Act, as amended RSMo 260.005-260.125 EIERA authorizing statutes RSMo 640.100-640.140 Missouri Drinking Water Act RSMo 260.565-260.575 Missouri Hazardous Waste/Voluntary Cleanup Law RSMo 644 Missouri Clean Water Law RSMo 260.335 Solid Waste Management/Market Development	
6. Are there federal matching requirements? If yes, please explain. A 20% match is required to receive both Clean Water and Drinking Water State Revolving Fund Capitalization and Brownfields Revolving Loan Fund grants.	
7. Is this a federally mandated program? If yes, please explain. No	

CORE DECISION ITEM

Department of Natural Resources	Budget Unit	79611C
Petroleum Storage Tank Insurance Fund Board of Trustees		
Staff and Operating Expenses Core	HB Section	6.410

1. CORE FINANCIAL SUMMARY

	FY 2025 Budget Request			
	GR	Federal	Other	Total
PS	0	0	306,192	306,192
EE	0	0	2,095,476	2,095,476
PSD	0	0	0	0
Total	0	0	2,401,668	2,401,668
FTE	0.00	0.00	4.00	4.00

Est. Fringe	0	0	186,869	186,869
--------------------	---	---	---------	---------

Note: Fringes budgeted in House Bill 5 except for certain fringes budgeted directly to MoDOT, Highway Patrol, and Conservation.

	FY 2025 Governor's Recommendation			
	GR	Fed	Other	Total
PS	0	0	0	0
EE	0	0	0	0
PSD	0	0	0	0
Total	0	0	0	0
FTE	0.00	0.00	0.00	0.00

Est. Fringe	0	0	0	0
--------------------	---	---	---	---

Note: Fringes budgeted in House Bill 5 except for certain fringes budgeted directly to MoDOT, Highway Patrol, and Conservation.

Other Funds: Petroleum Storage Tank Insurance Fund (0585)

2. CORE DESCRIPTION

Missourians who store/sell petroleum are required to have a financial responsibility mechanism to pay for costs of cleanup and third party damages if the tank or piping leaks. Private insurance is unavailable or prohibitively expensive for many small businesses that own tanks. The Petroleum Storage Tank Insurance Fund (PSTIF) provides an economical way for tank owners/operators to comply with this requirement. In addition, thousands of tank sites in the state were contaminated with petroleum before environmental laws were enacted and are not economically viable due to environmental liability. The PSTIF also pays for cleanup of these sites, subject to statutory criteria, which stimulates redevelopment of these properties.

The PSTIF is funded by a fee on all petroleum coming into the state and nominal fees paid by insured tank owners. It is managed by an 11-member Board of Trustees who has made preventing leaks a priority; loss ratios demonstrate the success of the Board's loss prevention efforts. This core funds all of the Board's staff and operating expenses including receipt/review of applications, deposit of participation fees, issuance of coverage documents, inspections, annual compliance reviews, loss prevention activities, accounting and annual audit, actuarial analyses and cash flow projections, data management, and coordination with other state agencies.

CORE DECISION ITEM

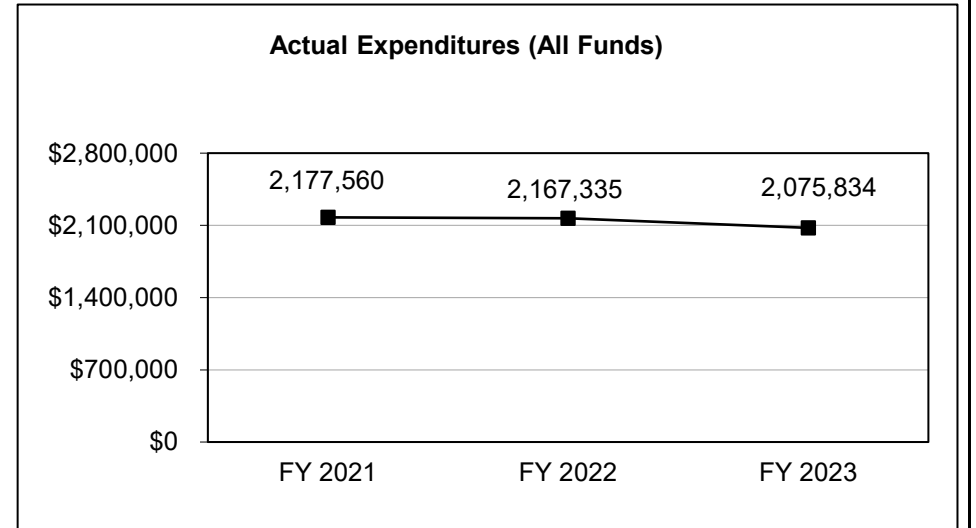
Department of Natural Resources	Budget Unit	79611C
Petroleum Storage Tank Insurance Fund Board of Trustees		
Staff and Operating Expenses Core	HB Section	6.410

3. PROGRAM LISTING (list programs included in this core funding)

Petroleum Storage Tank Insurance Fund

4. FINANCIAL HISTORY

	FY 2021 Actual	FY 2022 Actual	FY 2023 Actual	FY 2024 Current Yr.
Appropriation (All Funds)	2,357,118	2,359,736	2,377,039	2,401,668
Less Reverted (All Funds)	0	0	0	0
Less Restricted (All Funds)	0	0	0	0
Budget Authority (All Funds)	2,357,118	2,359,736	2,377,039	2,401,668
Actual Expenditures (All Funds)	2,177,560	2,167,335	2,075,834	N/A
Unexpended (All Funds)	179,558	192,401	301,205	N/A
Unexpended, by Fund:				
General Revenue	0	0	0	N/A
Federal	0	0	0	N/A
Other	179,558	192,401	301,205	N/A



Reverted includes the statutory three-percent reserve amount (when applicable).

Restricted includes any Governor's Expenditure Restrictions which remained at the end of the fiscal year (when applicable).

CORE RECONCILIATION DETAIL

**DEPARTMENT OF NATURAL RESOURCES
AGENCY WIDE TANK BOARD**

5. CORE RECONCILIATION DETAIL

	Budget Class	FTE	GR	Federal	Other	Total	Explanation
TAFP AFTER VETOES							
	PS	4.00	0	0	306,192	306,192	
	EE	0.00	0	0	2,095,476	2,095,476	
	Total	4.00	0	0	2,401,668	2,401,668	
DEPARTMENT CORE REQUEST							
	PS	4.00	0	0	306,192	306,192	
	EE	0.00	0	0	2,095,476	2,095,476	
	Total	4.00	0	0	2,401,668	2,401,668	
GOVERNOR'S RECOMMENDED CORE							
	PS	4.00	0	0	306,192	306,192	
	EE	0.00	0	0	2,095,476	2,095,476	
	Total	4.00	0	0	2,401,668	2,401,668	

Department of Natural Resources

DECISION ITEM SUMMARY

Budget Unit								
Decision Item	FY 2023	FY 2023	FY 2024	FY 2024	FY 2025	FY 2025	*****	*****
Budget Object Summary	ACTUAL	ACTUAL	BUDGET	BUDGET	DEPT REQ	DEPT REQ	SECURED	SECURED
Fund	DOLLAR	FTE	DOLLAR	FTE	DOLLAR	FTE	COLUMN	COLUMN
AGENCY WIDE TANK BOARD								
CORE								
PERSONAL SERVICES								
PETROLEUM STORAGE TANK INS	248,938	3.00	306,192	4.00	306,192	4.00	0	0.00
TOTAL - PS	248,938	3.00	306,192	4.00	306,192	4.00	0	0.00
EXPENSE & EQUIPMENT								
PETROLEUM STORAGE TANK INS	1,826,896	0.00	2,095,476	0.00	2,095,476	0.00	0	0.00
TOTAL - EE	1,826,896	0.00	2,095,476	0.00	2,095,476	0.00	0	0.00
TOTAL	2,075,834	3.00	2,401,668	4.00	2,401,668	4.00	0	0.00
GRAND TOTAL	\$2,075,834	3.00	\$2,401,668	4.00	\$2,401,668	4.00	\$0	0.00

FLEXIBILITY REQUEST FORM

BUDGET UNIT NUMBER: 79611C BUDGET UNIT NAME: AGENCY-WIDE TANK BOARD HOUSE BILL SECTION(S): 6.410	DEPARTMENT: NATURAL RESOURCES DIVISION: PETROLEUM STORAGE TANK INS FUND BOARD
1. Provide the amount by fund of personal service flexibility and the amount by fund of expense and equipment flexibility you are requesting in dollar and percentage terms and explain why the flexibility is needed. If flexibility is being requested among divisions, provide the amount by fund of flexibility you are requesting in dollar and percentage terms and explain why the flexibility is needed.	
DEPARTMENT REQUEST	
The Board requests retention of 5% flexibility between Personal Service (PS) and Expense and Equipment (E&E) for the Petroleum Storage Tank Insurance Fund (0585). Flexibility will allow the Board to address unanticipated needs by aligning appropriation authority with planned spending during the fiscal year to help ensure effective, responsive service delivery by the Board.	
2. Estimate how much flexibility will be used for the budget year. How much flexibility was used in the Prior Year Budget and the Current Year Budget? Please specify the amount.	
PRIOR YEAR ACTUAL AMOUNT OF FLEXIBILITY USED	CURRENT YEAR ESTIMATED AMOUNT OF FLEXIBILITY THAT WILL BE USED
Flexibility was not used in FY 2023.	Flexibility usage is difficult to estimate at this time.
3. Please explain how flexibility was used in the prior and/or current years.	
PRIOR YEAR EXPLAIN ACTUAL USE	CURRENT YEAR EXPLAIN PLANNED USE
Flexibility was not used in FY 2023.	Flexibility will allow the Board to address unanticipated needs by aligning appropriation authority with planned spending during the fiscal year to help ensure effective, responsive service delivery by the Board.

Department of Natural Resources

DECISION ITEM DETAIL

Budget Unit	FY 2023	FY 2023	FY 2024	FY 2024	FY 2025	FY 2025	*****	*****
Decision Item	ACTUAL	ACTUAL	BUDGET	BUDGET	DEPT REQ	DEPT REQ	SECURED	SECURED
Budget Object Class	DOLLAR	FTE	DOLLAR	FTE	DOLLAR	FTE	COLUMN	COLUMN
AGENCY WIDE TANK BOARD								
CORE								
GENERAL COUNSEL - DIVISION	89,839	1.00	93,578	1.00	97,830	1.00	0	0.00
EXECUTIVE DIRECTOR	108,815	1.00	114,048	1.00	117,396	1.00	0	0.00
ADMINISTRATIVE ASSISTANT	50,284	1.00	98,566	2.00	90,966	2.00	0	0.00
TOTAL - PS	248,938	3.00	306,192	4.00	306,192	4.00	0	0.00
TRAVEL, IN-STATE	1,216	0.00	3,306	0.00	3,306	0.00	0	0.00
TRAVEL, OUT-OF-STATE	152	0.00	500	0.00	500	0.00	0	0.00
SUPPLIES	5,877	0.00	6,000	0.00	6,000	0.00	0	0.00
PROFESSIONAL DEVELOPMENT	950	0.00	1,425	0.00	1,425	0.00	0	0.00
COMMUNICATION SERV & SUPP	2,072	0.00	5,000	0.00	5,000	0.00	0	0.00
PROFESSIONAL SERVICES	1,814,513	0.00	2,063,800	0.00	2,063,800	0.00	0	0.00
HOUSEKEEPING & JANITORIAL SERV	0	0.00	100	0.00	100	0.00	0	0.00
M&R SERVICES	920	0.00	1,000	0.00	1,000	0.00	0	0.00
OFFICE EQUIPMENT	0	0.00	3,000	0.00	3,000	0.00	0	0.00
OTHER EQUIPMENT	0	0.00	1,845	0.00	1,845	0.00	0	0.00
BUILDING LEASE PAYMENTS	0	0.00	1,000	0.00	1,000	0.00	0	0.00
EQUIPMENT RENTALS & LEASES	0	0.00	1,000	0.00	1,000	0.00	0	0.00
MISCELLANEOUS EXPENSES	1,196	0.00	5,500	0.00	5,500	0.00	0	0.00
REBILLABLE EXPENSES	0	0.00	2,000	0.00	2,000	0.00	0	0.00
TOTAL - EE	1,826,896	0.00	2,095,476	0.00	2,095,476	0.00	0	0.00
GRAND TOTAL	\$2,075,834	3.00	\$2,401,668	4.00	\$2,401,668	4.00	\$0	0.00
GENERAL REVENUE	\$0	0.00	\$0	0.00	\$0	0.00		0.00
FEDERAL FUNDS	\$0	0.00	\$0	0.00	\$0	0.00		0.00
OTHER FUNDS	\$2,075,834	3.00	\$2,401,668	4.00	\$2,401,668	4.00		0.00

CORE DECISION ITEM

Department of Natural Resources					Budget Unit 79670C				
Petroleum Storage Tank Insurance Fund									
Claims Costs and Erroneous Receipts Core					HB Section 6.410				
1. CORE FINANCIAL SUMMARY									
FY 2025 Budget Request					FY 2025 Governor's Recommendation				
	GR	Federal	Other	Total		GR	Fed	Other	Total
PS	0	0	0	0	PS	0	0	0	0
EE	0	0	2,260,000	2,260,000	EE	0	0	0	0
PSD	0	0	17,810,000	17,810,000	PSD	0	0	0	0
Total	0	0	20,070,000	20,070,000	Total	0	0	0	0
FTE	0.00	0.00	0.00	0.00	FTE	0.00	0.00	0.00	0.00
Est. Fringe	0	0	0	0	Est. Fringe	0	0	0	0
Note: Fringes budgeted in House Bill 5 except for certain fringes budgeted directly to MoDOT, Highway Patrol, and Conservation.					Note: Fringes budgeted in House Bill 5 except for certain fringes budgeted directly to MoDOT, Highway Patrol, and Conservation.				
Other Funds: Petroleum Storage Tank Insurance Fund (0585)									
2. CORE DESCRIPTION									
Missourians who store/sell petroleum are required to have a financial responsibility mechanism to pay for costs of cleanup and third-party damages if the tank or piping leaks. Private insurance is unavailable or prohibitively expensive for many small businesses that own tanks. The Petroleum Storage Tank Insurance Fund (PSTIF) provides an economical way for tank owners/operators to comply with this requirement. In addition, thousands of tank sites in the state were contaminated with petroleum before environmental laws were enacted and are not economically viable due to environmental liability. The PSTIF also pays for cleanup of these sites, subject to statutory criteria, which stimulates redevelopment of these properties. The PSTIF is funded by a fee on all petroleum coming into the state and is managed by an 11-member Board of Trustees. It has a 12/31/2030 "sunset date".									
This appropriation authorizes investigation, adjudication, and payment of claims. In addition, it authorizes refund of premiums when necessary.									

CORE DECISION ITEM

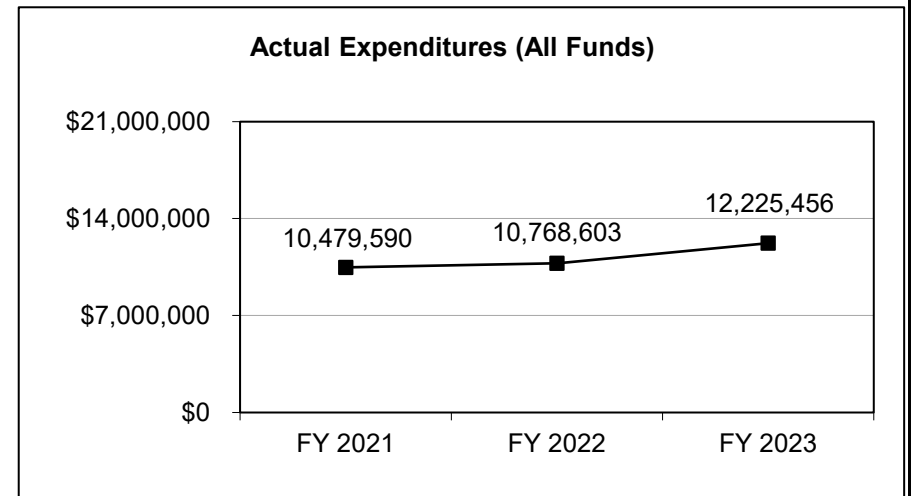
Department of Natural Resources	Budget Unit <u>79670C</u>
Petroleum Storage Tank Insurance Fund	
Claims Costs and Erroneous Receipts Core	HB Section <u>6.410</u>

3. PROGRAM LISTING (list programs included in this core funding)

Petroleum Storage Tank Insurance Fund

4. FINANCIAL HISTORY

	FY 2021 Actual	FY 2022 Actual	FY 2023 Actual	FY 2024 Current
Appropriation (All Funds)	20,070,000	20,070,000	20,070,000	20,070,000
Less Reverted (All Funds)	0	0	0	0
Less Restricted (All Funds)	0	0	0	0
Budget Authority (All Funds)	20,070,000	20,070,000	20,070,000	20,070,000
Actual Expenditures (All Funds)	10,479,590	10,768,603	12,225,456	N/A
Unexpended (All Funds)	9,590,410	9,301,397	7,844,544	N/A
Unexpended, by Fund:				
General Revenue	0	0	0	N/A
Federal	0	0	0	N/A
Other	9,590,410	9,301,397	7,844,544	N/A



Reverted includes the statutory three-percent reserve amount (when applicable).

Restricted includes any Governor's Expenditure Restrictions which remained at the end of the fiscal year (when applicable).

CORE RECONCILIATION DETAIL

**DEPARTMENT OF NATURAL RESOURCES
PETROLEUM STORAGE TANK INSURA**

5. CORE RECONCILIATION DETAIL

	Budget Class	FTE	GR	Federal	Other	Total	Explanation
TAFP AFTER VETOES							
	EE	0.00	0	0	2,260,000	2,260,000	
	PD	0.00	0	0	17,810,000	17,810,000	
	Total	0.00	0	0	20,070,000	20,070,000	
DEPARTMENT CORE REQUEST							
	EE	0.00	0	0	2,260,000	2,260,000	
	PD	0.00	0	0	17,810,000	17,810,000	
	Total	0.00	0	0	20,070,000	20,070,000	
GOVERNOR'S RECOMMENDED CORE							
	EE	0.00	0	0	2,260,000	2,260,000	
	PD	0.00	0	0	17,810,000	17,810,000	
	Total	0.00	0	0	20,070,000	20,070,000	

Department of Natural Resources

DECISION ITEM SUMMARY

Budget Unit								
Decision Item	FY 2023	FY 2023	FY 2024	FY 2024	FY 2025	FY 2025	*****	*****
Budget Object Summary	ACTUAL	ACTUAL	BUDGET	BUDGET	DEPT REQ	DEPT REQ	SECURED	SECURED
Fund	DOLLAR	FTE	DOLLAR	FTE	DOLLAR	FTE	COLUMN	COLUMN
PETROLEUM STORAGE TANK INSURA								
CORE								
EXPENSE & EQUIPMENT								
PETROLEUM STORAGE TANK INS	1,752,655	0.00	2,260,000	0.00	2,260,000	0.00	0	0.00
TOTAL - EE	1,752,655	0.00	2,260,000	0.00	2,260,000	0.00	0	0.00
PROGRAM-SPECIFIC								
PETROLEUM STORAGE TANK INS	10,472,801	0.00	17,810,000	0.00	17,810,000	0.00	0	0.00
TOTAL - PD	10,472,801	0.00	17,810,000	0.00	17,810,000	0.00	0	0.00
TOTAL	12,225,456	0.00	20,070,000	0.00	20,070,000	0.00	0	0.00
GRAND TOTAL	\$12,225,456	0.00	\$20,070,000	0.00	\$20,070,000	0.00	\$0	0.00

Department of Natural Resources

DECISION ITEM DETAIL

Budget Unit	FY 2023	FY 2023	FY 2024	FY 2024	FY 2025	FY 2025	*****	*****
Decision Item	ACTUAL	ACTUAL	BUDGET	BUDGET	DEPT REQ	DEPT REQ	SECURED	SECURED
Budget Object Class	DOLLAR	FTE	DOLLAR	FTE	DOLLAR	FTE	COLUMN	COLUMN
PETROLEUM STORAGE TANK INSURA								
CORE								
PROFESSIONAL SERVICES	1,752,655	0.00	2,260,000	0.00	2,260,000	0.00	0	0.00
TOTAL - EE	1,752,655	0.00	2,260,000	0.00	2,260,000	0.00	0	0.00
PROGRAM DISTRIBUTIONS	10,402,864	0.00	17,740,000	0.00	17,740,000	0.00	0	0.00
REFUNDS	69,937	0.00	70,000	0.00	70,000	0.00	0	0.00
TOTAL - PD	10,472,801	0.00	17,810,000	0.00	17,810,000	0.00	0	0.00
GRAND TOTAL	\$12,225,456	0.00	\$20,070,000	0.00	\$20,070,000	0.00	\$0	0.00
GENERAL REVENUE	\$0	0.00	\$0	0.00	\$0	0.00		0.00
FEDERAL FUNDS	\$0	0.00	\$0	0.00	\$0	0.00		0.00
OTHER FUNDS	\$12,225,456	0.00	\$20,070,000	0.00	\$20,070,000	0.00		0.00

PROGRAM DESCRIPTION

Department of Natural Resources

HB Section(s): 6.410

Petroleum Storage Tank Insurance Fund Board of Trustees

Program is found in the following core budget(s): Staff and Operating Expenses; Claims Costs and Erroneous Receipts

1a. What strategic priority does this program address?

Mitigate fuel storage risks

1b. What does this program do?

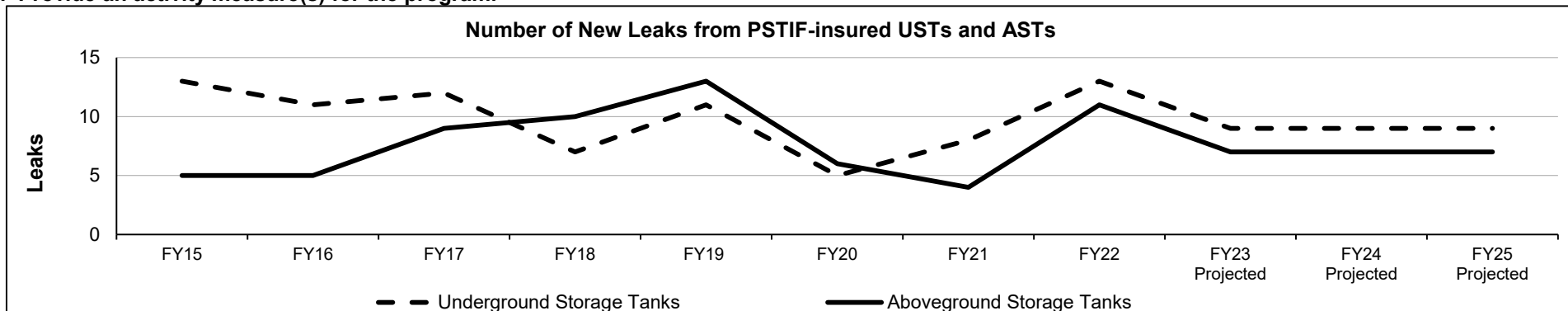
Provides affordable pollution liability insurance for Missourians who store/sell petroleum products.

Pays to clean up "legacy pollution" from old gas stations and other fuel storage sites.

The following table shows financial data for the budget units included in this form.

	FY 2021 Actual	FY 2022 Actual	FY 2023 Actual	FY 2024 Current	FY 2025 Request
Staff & Operating Expenses (79611C)	2,177,560	2,167,335	2,075,834	2,401,668	2,401,668
Claims & Erroneous Receipts PSD (79670C)	10,479,590	10,768,603	12,225,456	20,070,000	20,070,000
Total	12,657,150	12,935,938	14,301,290	22,471,668	22,471,668

2a. Provide an activity measure(s) for the program.



Number of new releases indicates the effectiveness of leak prevention efforts.

Underground Storage Tanks - Base Goal: 15 or fewer per year

Stretch Goal: 10 or fewer per year

Aboveground Storage Tanks - Base Goal: 10 or fewer per year

Stretch Goal: 7 or fewer per year

PROGRAM DESCRIPTION

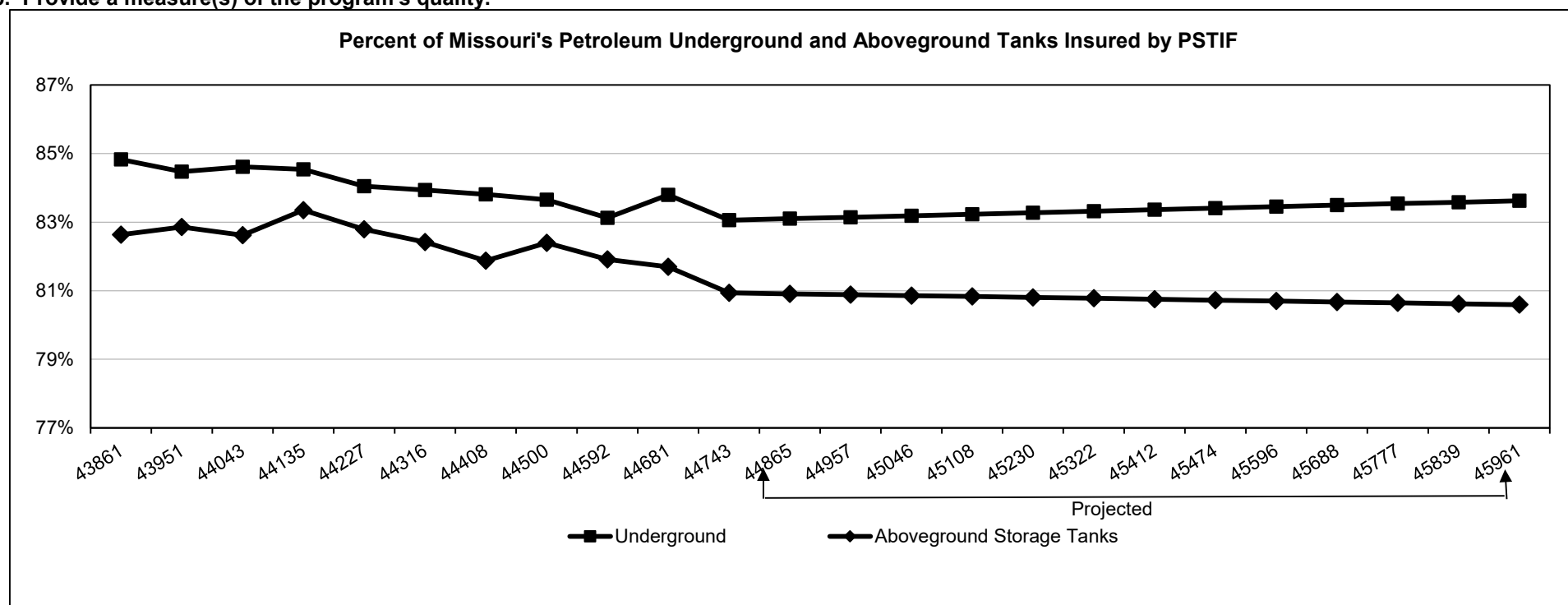
Department of Natural Resources

HB Section(s): 6.410

Petroleum Storage Tank Insurance Fund Board of Trustees

Program is found in the following core budget(s): Staff and Operating Expenses; Claims Costs and Erroneous Receipts

2b. Provide a measure(s) of the program's quality.



Underground Tanks: Base Goal - 78%

Stretch Goal - 80%

Aboveground Tanks: Base Goal - 78%

Stretch Goal - 80%

Underground Tanks: The PSTIF works with the Department of Natural Resources to assure all tank owners maintain required financial responsibility for pollution liability so cleanup funds will be available if a leak occurs. (Tank owners may choose other financial responsibility options.)

Aboveground Tanks: The PSTIF works with the Department of Agriculture to assure all tank owners maintain required financial responsibility for pollution liability so cleanup funds will be available if a leak occurs. (Tank owners may choose other financial responsibility options.)

PROGRAM DESCRIPTION

Department of Natural Resources

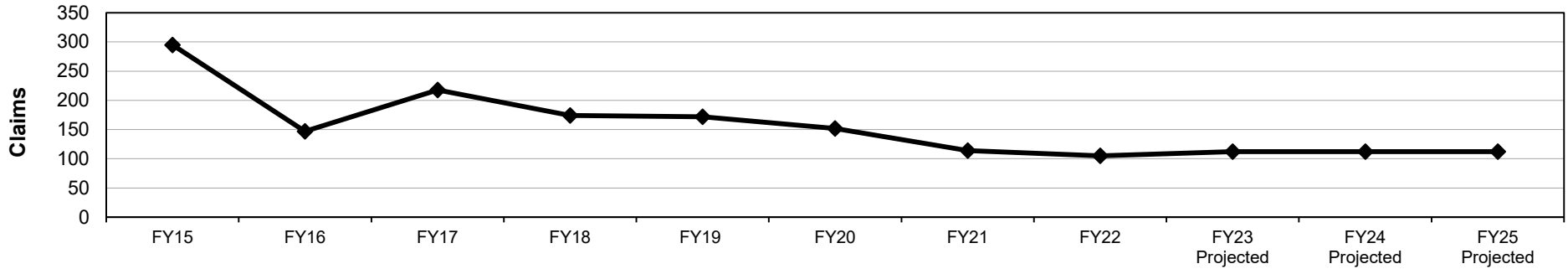
HB Section(s): 6.410

Petroleum Storage Tank Insurance Fund Board of Trustees

Program is found in the following core budget(s): Staff and Operating Expenses; Claims Costs and Erroneous Receipts

2c. Provide a measure(s) of the program's impact.

Number of Claims Closed

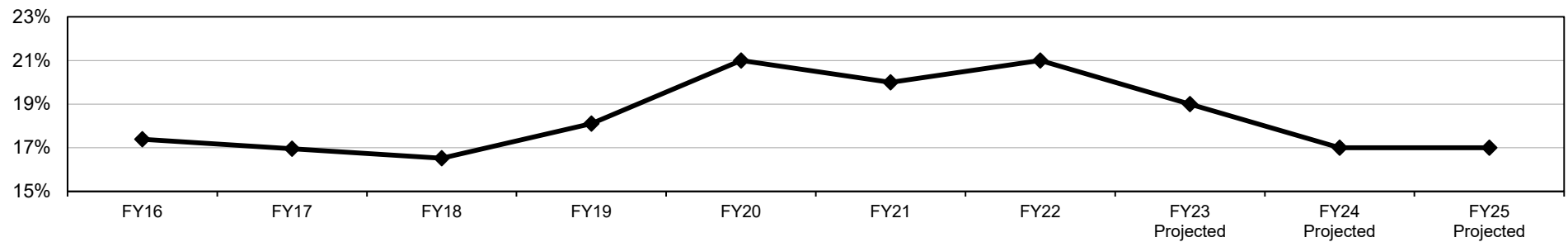


Claims are closed when cleanup is complete and invoices are all reimbursed. Base Goal is 112; Stretch Goal is 125.

NOTE: Closed claim goal is directly impacted by DNR/Tanks Section's goal for completed cleanups.

2d. Provide a measure(s) of the program's efficiency.

Loss of Adjusting Expenses as Percentages of Claim Payments



Base goal is 19%; Stretch goal is 17%

PROGRAM DESCRIPTION

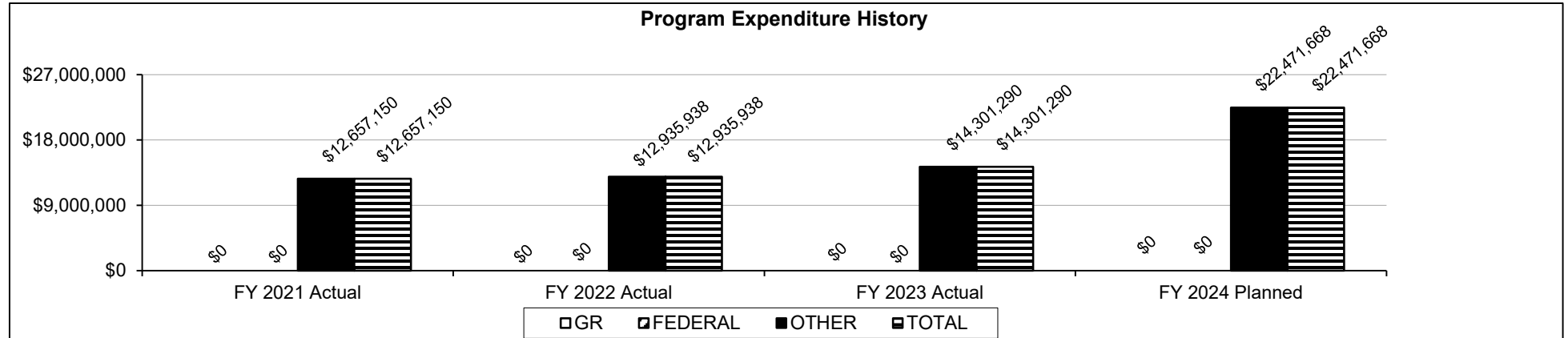
Department of Natural Resources

HB Section(s): 6.410

Petroleum Storage Tank Insurance Fund Board of Trustees

Program is found in the following core budget(s): Staff and Operating Expenses; Claims Costs and Erroneous Receipts

3. Provide actual expenditures for the prior three fiscal years and planned expenditures for the current fiscal year. (Note: Amounts do not include fringe benefit costs.)



FY 2024 Planned is shown at full appropriation.

4. What are the sources of the "Other " funds?

Petroleum Storage Tank Insurance Fund (0585)

5. What is the authorization for this program, i.e., federal or state statute, etc.? (Include the federal program number, if applicable.)

Sections 319.129 - 319.133 and 319.137 - 319.138, RSMo

6. Are there federal matching requirements? If yes, please explain.

No

7. Is this a federally mandated program? If yes, please explain.

No