

OFFICE OF ADMINISTRATION

BUDGET REQUEST 2025

**Kenneth J. Zellers, Commissioner
Office of Administration**

Includes Governor's Recommendations

TABLE OF CONTENTS
OFFICE OF ADMINISTRATION
 FY 2025 Budget Submission Book 1

	<u>PAGE</u>		<u>PAGE</u>
Department Information		Division of Information Technology Services	
Department Overview	1	Core -- ITSD - Operating	129
Department Strategic Overview	2	Increase -- Citizen Portal & Infrastructure Maintenance and Support	140
Department Placemat	3	Increase -- State Data Center Resiliency & Redundancy	145
State Auditor Reports and Legislative Oversight Reports	4	Increase -- Office Productivity & Collaboration Tools	150
Flexibility Summary		Increase -- IT Asset Management System	170
Flexibility Summary Request	5	Increase -- Citizen Portal & Infrastructure Expansion	175
Department-Wide Requests		Increase -- GIS Infrastructure Expansion	179
Increase -- FY25 Pay Plan	7	Increase -- Citizen Journey Modernization	185
Commissioner's Office		Core -- DESE IT Core	205
Core -- Commissioner's Office - Operating	42	Increase -- Foundation Formula Rewrite	212
Core -- Office of Equal Opportunity - Operating	49	Core -- DHEWD IT Core	219
Core -- Prescription Drug Monitoring Program (PDMP)	59	Core -- DOR IT Core	226
Increase -- PDMP Additional Authority	65	Core -- OA IT Core	232
Increase -- America 250 Missouri Commission	71	Core -- MDA IT Core	240
Core -- Electronic Monitoring Pilot	76	Increase -- MDA Animal Health System Upgrade	247
Division of Accounting		Core -- DNR IT Core	252
Core -- Accounting - Operating	81	Increase --DNR Telecom GR Pickup	259
Increase --Accounting Staffing Increase	89	Core -- DED IT Core	264
Division of Budget and Planning		Increase -- DED Project Tomorrow Fund Switch	272
Core -- B&P - Operating	103	Core -- DCI IT Core	284
Increase -- Economic/Budget Data Subscriptions	110	Core -- DOLIR IT Core	239
Core -- Census Preparation & Support	116	Increase -- DOLIR ITSD ARPA Authority	291
		Increase -- DOLIR Prevailing Wage Modernization	296
		Increase -- DOLIR Tips and Complaints Portal	303
		Core -- DPS IT Core	310
		Increase -- DPS Anti-Wander Software Upgrade	318
		Increase -- DPS Fire Safety Workflow Modernization	325
		Increase -- DPS Health Information Exchange	331
		Increase -- DPS Nurse Call System	337

TABLE OF CONTENTS
OFFICE OF ADMINISTRATION
 FY 2025 Budget Submission Book 2

	<u>PAGE</u>		<u>PAGE</u>
Division of Information Technology Services (continued)		Division of Facilities Management, Design & Construction	
Core -- DOC IT Core	343	Core -- Governor's Mansion Donations	515
Increase -- Offender Tracking System	350	Core -- Asset Management	520
Increase -- DOC Offender Management System	357	Increase -- Leasing Non-Count Fund Source	533
Core -- DHSS IT Core	365	Increase -- Safety Program	537
Core -- DMH IT Core	372	Increase -- Security Program	543
Core -- DSS IT Core	378	Increase -- OA Lab Campus Operations	549
Core -- Telecommunications/Network	399	Increase -- KC Behavioral Health Hospital	553
Core -- eProcurement and State Technology Fund	404	Increase -- DSS DYS Hillsboro/New Day Treatment Center	558
Core -- SAMII Replacement	409	Increase -- State Consolidated Warehouse	562
Core --ERP Cost Allocation Transfer	414	Increase -- Fairgrounds Road Warehouse	567
		Core -- Missouri State Capitol Commission	580
Division of Personnel		Core -- Facilities Management Services	585
Core -- Personnel - Operating	425		
Increase -- Missouri Employment First Act	433	Division of General Services	
Core -- Center for Operational Excellence	451	Core -- General Services - Operating	590
Core -- Employee Referral Program	456	Core -- Surplus Property/Recycling - Operating	632
Increase -- Employee Referral GR Authority	469	Core -- Fixed Price Vehicle and Equipment Program	652
Core -- Analytical Data for Hiring	476	Core -- Surplus Property - Recycling Transfer	661
Core -- Rewards & Recognition Program	484	Core -- Surplus Property - Sale Proceeds & Transfer	666
Core -- MO MoRE Program	491	Core -- State Property Preservation Fund Transfer	679
		Core -- State Property Preservation Fund Payments	684
Division of Purchasing		Core -- Rebillable Expenses	689
Core -- Purchasing - Operating	498	Core -- Legal Expense Fund Transfer	694
Core -- Bid & Performance Bond Refunds	505	Core -- OA to Legal Expense Fund Transfer	699
		Core -- Legal Expense Fund Payments	704

TABLE OF CONTENTS
OFFICE OF ADMINISTRATION
 FY 2025 Budget Submission Book 3

	<u>PAGE</u>		<u>PAGE</u>
Assigned Programs		Administrative Disbursements	
Core -- Administrative Hearing Commission	709	Core -- OA I70 Transfer	893
Core -- Office of Child Advocate	719	Core -- State Road Fund I70 Transfer	898
Increase -- OCA Circuit Review Staffing	726	Increase -- I-44 Improvement Fund TRF	903
Core -- Children's Trust Fund (CTF) Operating	737	Core -- Sheriff Association	908
Increase -- CTF Grant Specialist Fund Swap	743	Increase -- MO Sheriff's Retirement Fund	913
Core -- Children's Trust Fund Program Distributions	750	Core -- CMI and Other Federal Payments	917
Core -- CTF Community Based Grants	755	Increase -- Non-Entitlement Municipal District	924
Core -- CTF Infrastructure Grants	760	Core -- Cash Flow Loans Transfers	929
Core -- Regional Collective Impact Hubs	765	Core -- Payback Cash Flow Loans	934
Core -- CTF Childcare Planning	770	Core -- Cash Flow Loan Interest Payment	939
Core -- Governor's Council on Disability	780	Core -- Budget Reserve Required Transfer	944
Core -- Missouri Public Entity Risk Management Program	789	Core -- Fund Corrections	949
Core -- Missouri Ethics Commission Operating	797	Core -- Central Services Cost Allocation Plan	954
Debt and Related Obligations		Core -- Statewide Dues Allocation	974
Core -- Board of Public Buildings Debt Service	817	Core -- Flood Control Leases	979
Increase -- BPB Debt Service Increase	822	Core -- National Forest Reserves	984
Core -- Arbitrage/Refunding/Fees	828	Core -- Prosecutions-Crimes in Correctional Inst/Cap Cases	992
Core -- Lease/Purchase Debt Payments	833	Core -- Regional Planning Commissions	999
Increase -- Lease/Purchase Debt Payments	838	Increase -- Elected Officials Transition	1004
Core -- MDFB Historical Society Project	843		
Core -- Fulton State Hospital Bond Fund Transfer	848		
Core -- Fulton State Hospital Bond Fund Payment	853		
Core -- Energy Conservation Debt Service	858		
Core -- Debt Management	863		
Core -- Convention/Sports-Bartle Hall	868		
Core -- Convention/Sports-Jackson County	873		
Core -- FIFA Capital Improvements	878		
Core -- FIFA World Cup	883		
Core -- Convention/Sports-Edward Jones Dome	888		

OFFICE OF ADMINISTRATION OVERVIEW

The Office of Administration (OA) is the state's service and administrative control agency. Created by the General Assembly on January 15, 1973, it combines and coordinates the central management functions of state government. OA's responsibilities were clarified and amended by the Omnibus State Reorganization Act of 1974.

The chief administrative officer is the Commissioner of Administration who is appointed by the Governor with the advice and consent of the Senate. The Commissioner appoints the directors of the divisions. OA is comprised of seven divisions, including: **Accounting-** maintains all financial records for state appropriations and funds, processes payments, controls production of warrants, and distributes checks; **Budget and Planning-** analyzes state government programs and provides recommendations and information to the Governor, General Assembly, and state agencies regarding fiscal and other policies; **Facilities Management, Design and Construction-** provides project management and construction administration for capital improvement projects; operates, maintains and manages state-owned office buildings and other structures, and is responsible for acquiring and managing leased space; **General Services-** provides agencies with a variety of support services such as printing, mail services, fleet management, vehicle maintenance, and administration of the legal expense fund and the state employee workers' compensation program; maintains responsibility for the statewide in-house recycling program; transfers and/or disposes of state agencies' surplus property to maximize state resources; and administers the Federal Surplus Property Program. **Information Technology Services-** manages state information technology resources; provides mainframe computer processing services through the State Data Center; manages the State's telecommunication services; and provides Internet services, and network support to all state agencies; **Personnel-** provides central human resource (HR) management programs and services to all executive branch departments in compliance with the State Personnel Law; and **Purchasing-** centralizes procurement to save money by purchasing supplies, materials, and services in larger quantities and encourages competitive bidding and awards on all contracts.

In addition, the Office of Equal Opportunity (OEO) is a program housed with the Office of Administration and has primary responsibility for assisting in the coordination and implementation of minority and women participation programs throughout all departments of the executive branch of state government.

A number of boards and commissions' budgets are also assigned to OA including: Administrative Hearing Commission; Office of Child Advocate; Children's Trust Fund; Governor's Council on Disability; Missouri Public Entity Risk Management (MOPERM); the Missouri Ethics Commission; and the Board of Fund Commissioners Public Debt (House Bill 1), which appears in a separate budget book entitled "Board of Fund Commissioners". Appropriations for state general obligation debt are appropriated to the Office of Administration in House Bill 1 and budget requests appear in a separate budget book entitled "Board of Fund Commissioners". Also, the Joint Oversight Task Force (JOTF) for Prescription Drug Monitoring was added to the Office of Administration with the passage of SB 63. The JOTF is authorized to supervise the collection and use of patient dispensation information for prescribed Schedule II, III, or IV controlled substances as submitted by dispensers in Missouri.

The Office of Administration also administers a number of debt and related debt obligations appropriations, various pass-through distributions from the federal government, and statutory payments and reimbursements to political subdivisions throughout the State.

Appropriations for all State employee benefits such as social security, retirement, and health insurance, are appropriated centrally to the Office of Administration in House Bill 5, budget requests for those benefits appear in a separate budget book entitled "Employee Benefits."

Department Strategic Overview: FY25 Budget

DEPARTMENT:	<i>Office of Administration</i>
DIRECTOR:	<i>Kenneth J. Zellers</i>
DEPARTMENT ASPIRATION:	<i>Excellent customer service, every time.</i>
HIGHLIGHTS FROM FY 22-23	<ul style="list-style-type: none"> • <i>Awarded the contract for software and service integrator on the statewide Enterprise Resource Planning (ERP) now known as MOVERS (Missouri Vital Enterprise Resource System) and began implementation of initial components.</i> • <i>Developed a distribution plan for almost 3 billion in ARPA funds and established a dashboard for individuals to track ARPA spending and apply for funds.</i> • <i>Increased agency spend delegation authority from \$25,000 to \$100,00 for Chapter 34 purchases for qualifying individuals within agencies.</i> • <i>Growth of the Show Me Excellence continuous improvement community in OA and across state government to improve how we work for state team members and customers.</i>
FY24 PRIORITIES	<ul style="list-style-type: none"> • <i>Expand the state's customer experience program SHARE MO, throughout executive agencies to gain actionable insights and improve the overall experience.</i> • <i>Enhance recruitment pipelines by targeting internship programs and high school students.</i> • <i>Continued implementation of the digital government transformation project.</i> • <i>Implement plans in collaboration with state agencies to build efficiencies into the procurement process.</i> • <i>Evaluate state owned and leased facilities to identify improvement projects and develop strategic real estate plan for space optimization.</i>
FY25 PREVIEW	<ul style="list-style-type: none"> • <i>Continued implementation of the MOVERS system.</i> • <i>Investing in improving IT Infrastructure, security, and guiding principles to develop and support the state's technological infrastructure.</i> • <i>Prioritizing improvements for state facilities to meet the needs of state team members and customers.</i>



Strategic Placemat – Our Top Priorities for FY24

Office of Administration

FY24 – updated 8/7/2023

VISION

Excellent customer service, every time.

FOCUS AREAS

Team Member Focus

Recognize superior performance, provide opportunities for growth and engage our team members

Customer Focus

Provide quality solutions to enable our partner agencies to deliver impact to their customers

Culture of Excellence

Improve how we work by using standardized tools and training while promoting a culture of continuous improvement

Technology Solutions

Looking to the future, implement technology that will improve how we work and provide a better customer and team experience

STRATEGIC INITIATIVES

1A. Engage Team Members:



Use QPS data to unite and implement plans to engage more OA team members, from QPS feedback.

1B. Compensation Strategy:



Deploy training on compensation best practices and develop strategies for branding total rewards.

1C. Recruitment:



Enhance recruitment pipelines by 50%, targeting internship programs, high school students and diversity in OA.

2A. State Property Plan:

Assess and evaluate the condition of all state and leased property.

2B. SHARE MO: State's Customer Experience Program:



Grow the State's customer experience program, SHARE MO, throughout executive agencies to gain actionable insights and improve the overall experience.

2C. State Data Center/OA Document Solutions Co-Location:

ITSD to move data center print operation to OA Document Solutions facility on Scruggs' Station³ Road.

3A. Safety Program:



Develop and Implement an FMDC Safety Program and training opportunities for team members.

3B. Purchasing Partnerships:

Devise and implement plans to collaborate with agencies on purchasing projects and build efficiencies on the procurement process.

3C. D&I Journey:



Implement plans for the coming year that focus on creating a resilient workforce and strengthens our communities through increasing diversity and inclusion in OA.

3D. Executive Budget Revisions:

Revise/replace the Executive Budget with a document that is less labor intensive, more relevant and easier to understand.

4A. MOVERS Preparation:

Improve the quality of data stored in the State's accounting system to ensure effective implementation of new MOVERS system.

4B. Microsoft 365 (M365):

Develop a phased approach for deploying M365 features across all agencies to significantly improve workflow efficiencies and collaboration.

4C. Digital Content Performance:

Measure the effectiveness of content shared via public website, internal intranet, social media platforms, videos, email and newsletters to ensure we are sending effective communication based upon viewer interactions.

Directly tied to Quarterly Pulse Survey (QPS) Results

State Auditor's Reports, Oversight Evaluations, and Missouri Sunset Act Reports

State Auditor's Office Reports:	Type of Report	Date Issued	Website
Administration Reemployment of State Retirees	State Auditor's Report	Mar-14	http://www.auditor.mo.gov/Press/2014021534215.pdf
Budget Reserve Fund	State Auditor's Report	Oct-19	https://app.auditor.mo.gov/Repository/Press/2019103746350.pdf
Children's Trust Fund Board	State Auditor's Report	Sep-19	https://app.auditor.mo.gov/Repository/Press/2019094494629.pdf
Comprehensive Annual Financial Report	State Auditor's Opinion	Dec-16	https://oa.mo.gov/sites/default/files/CAFR_2016_0.pdf
Comprehensive Annual Financial Report	State Auditor's Opinion	Jan-16	http://oa.mo.gov/sites/default/files/CAFR_2015.pdf
Comprehensive Annual Financial Report	State Auditor's Opinion	Jan-15	http://oa.mo.gov/sites/default/files/CAFR_2014.pdf
Comprehensive Annual Financial Report	State Auditor's Opinion	Jan-14	http://oa.mo.gov/sites/default/files/CAFR_2013.pdf
Contract License Offices Bidding and Procurement	State Auditor's Report	Jul-14	http://www.auditor.mo.gov/Press/2014049885459.pdf
Contract License Offices Bidding and Procurement	State Auditor's Report	Apr-12	https://app.auditor.mo.gov/Repository/Press/2012-28.pdf
DESE Contract Review	State Auditor's Report	Aug-14	http://www.auditor.mo.gov/Press/2014059577992.pdf
Governor's Withholdings and Estimated Appropriations	State Auditor's Report	Sep-14	https://app.auditor.mo.gov/Repository/Press/2014070478124.pdf
Information Technology Consolidation	State Auditor's Report	Jul-12	https://app.auditor.mo.gov/Repository/Press/2012-73.pdf
Office of Administration- ITSD Security Controls	State Auditor's Report	Mar-21	https://auditor.mo.gov/AuditReport/CitzSummary?id=871
Office of Administration-Division of FMDC	State Auditor's Report	Aug-16	http://app.auditor.mo.gov/Repository/Press/2016065675537.pdf
Office of Administration-Division of Purchasing and Materials Management	State Auditor's Report	Jul-15	http://app.auditor.mo.gov/Repository/Press/2015049591930.pdf
Missouri Accountability Portal	State Auditor's Report	Sep-19	https://app.auditor.mo.gov/Repository/Press/2019099440778.pdf
MissouriBUYS Statewide Procurement System	State Auditor's Report	Apr-18	https://app.auditor.mo.gov/AuditReports/CitzSummary.aspx?id=653
Procurement Card Program	State Auditor's Report	Oct-13	https://app.auditor.mo.gov/Repository/Press/2013-100.pdf
Review of Article X	State Auditor's Report	Aug-22	https://auditor.mo.gov/AuditReport/ViewReport?report=2022051
Review of Article X	State Auditor's Report	Jun-21	https://auditor.mo.gov/AuditReport/CitzSummary?id=883
Review of Article X	State Auditor's Report	Jun-20	https://app.auditor.mo.gov/Repository/Press/2020035217093.pdf
Review of Article X	State Auditor's Report	Jun-19	https://app.auditor.mo.gov/Repository/Press/2019047795363.pdf
Review of Article X	State Auditor's Report	Jun-18	https://app.auditor.mo.gov/AuditReports/CitzSummary.aspx?id=662
Review of Article X	State Auditor's Report	May-17	https://app.auditor.mo.gov/Repository/CitzSumm/2017033623332.pdf
Review of Article X	State Auditor's Report	Apr-16	http://app.auditor.mo.gov/Repository/Press/2016022799722.pdf
Review of Article X	State Auditor's Report	Apr-15	http://app.auditor.mo.gov/Repository/Press/2015022756773.pdf
Single Audit Act	State Auditor's Report	Mar-17	https://app.auditor.mo.gov/Repository/CitzSumm/2017018290343.pdf
Single Audit Act	State Auditor's Report	Mar-16	https://app.auditor.mo.gov/Repository/Press/2016016718198.pdf
Single Audit Act	State Auditor's Report	Mar-15	http://app.auditor.mo.gov/Repository/Press/2015014480075.pdf
State Agency for Surplus Property	State Auditor's Report	Jul-15	http://www.auditor.mo.gov/Repository/Press/2015049591930.pdf
State Budget Stress Test	State Auditor's Report	Feb-18	https://app.auditor.mo.gov/Repository/Press/2018007491503.pdf
State Legal Expense Fund (LEF)	State Auditor's Report	Sep-17	https://app.auditor.mo.gov/Repository/Press/2017098793156.pdf
Statewide Audit- OA	State Auditor's Report	Aug-22	OA Statewide Audits Summary Letter (mo.gov)
Statewide Audit- OA	State Auditor's Report	Aug-21	https://auditor.mo.gov/AuditReport/ViewReport?report=2021066
Statewide Accounting System Internal Controls	State Auditor's Report	Dec-19	https://app.auditor.mo.gov/Repository/Press/2019129948420.pdf
Statewide Accounting System Internal Controls	State Auditor's Report	Dec-16	http://app.auditor.mo.gov/Repository/Press/2016133785725.pdf
Statewide Accounting System Internal Controls	State Auditor's Report	Feb-23	https://auditor.mo.gov/AuditReport/CitzSummary?id=960
Statewide Survey of Public Employee Retirement Systems in Missouri	State Auditor's Report	Sep-14	http://www.auditor.mo.gov/Press/2014092829132.pdf
Oversight Evaluations:			
Certain Debt and Certain Non-State Debt	Oversight Report	Jun-22	https://oversight.lr.mo.gov/oversight/over20221/PDFs/2022BondReport.pdf
Certain Debt and Certain Non-State Debt	Oversight Report	Jun-21	Microsoft Word - 2021 Bond Report.docx (mo.gov)
Certain Debt and Certain Non-State Debt	Oversight Report	Dec-20	https://oversight.lr.mo.gov/oversight/over20201/PDFs/2020BondReportFinal.pdf
Certain Debt and Certain Non-State Debt	Oversight Report	Dec-19	https://legislativeoversight.mo.gov/oversight/over20191/PDFs/2019BondReportFinal.pdf
Certain Debt and Certain Non-State Debt	Oversight Report	Dec-18	https://www.legislativeoversight.mo.gov/oversight/over20181/PDFs/2018BondReportFinal.pdf
Certain Debt and Certain Non-State Debt	Oversight Report	Dec-17	http://www.moga.mo.gov/oversight/over20171/PDFs/2017BondReportFinal.pdf
Certain Debt and Certain Non-State Debt	Oversight Report	Dec-16	http://www.moga.mo.gov/oversight/over20161/PDFs/2016BondReportFinal.pdf
Certain Debt and Certain Non-State Debt	Oversight Report	Dec-15	http://www.moga.mo.gov/oversight/over20151/PDFs/ReportOfCertainDebt2015.pdf
Review of Corrections and OA Food Service Contract	Program Evaluation	Jan-14	http://www.moga.mo.gov/oversight/over14/PDFs/REPORTDOCOAFOODSERVICECONTRACTSFINAL.pdf

**FY 2025
Comprehensive List of Flexibility Requests**

DEPARTMENT		Office of Administration				AMOUNT	FLEXIBILITY		
HB	Approp	APPROP NAME	FUND	FUND TYPE	FLEX TYPE	FY 25 Requested	FY 24 TAFP	FY 25 Requested	FY 25 Governor
Various	Various	OA COMMISSIONER'S OFFICE, OFFICE OF EQUAL OPPORTUNITY, ACCOUNTING, BUDGET & PLANNING, ITSD, PERSONNEL, PURCHASING, FMDC OPERATIONS, & GENERAL SERVICES	Various	Various	Flexibility between sections 5.005, 5.010, 5.015, 5.025, 5.030, 5.055, 5.065, 5.080, 5.095	Various	5%	5%	5%
5.005	0123	OA COMMISSIONER'S OFFICE-PS	0101	GR	Flexibility between PS and E&E	\$1,093,860	5%	5%	5%
5.005	2139	OA COMMISSIONER'S OFFICE-EE	0101	GR	Flexibility between PS and E&E	\$84,333	5%	5%	5%
5.005	8906	PRES DRUG MONITORING PS-0101	0101	GR	Flexibility between PS and E&E	\$249,902	25%	25%	25%
5.005	8907	PRES DRUG MONITORING E&E-0101	0101	GR	Flexibility between PS and E&E	\$1,197,211	25%	25%	25%
5.005	5866	AMERICA 250 MO COMMSN PS-0101	0101	GR	Flexibility between PS and E&E	\$65,000	new	25%	Not Recommended
5.005	5867	AMERICA 250 MO COMMSN E&E-0101	0101	GR	Flexibility between PS and E&E	\$372,162	new	25%	Not Recommended
5.005	3568	OFFICE EQUAL OPPORTUNITY-PS	0101	GR	Flexibility between PS and E&E	\$419,669	25%	25%	25%
5.005	3571	OFFICE EQUAL OPPORTUNITY-EE	0101	GR	Flexibility between PS and E&E	\$81,334	25%	25%	25%
5.010	0154	ACCOUNTING PS	0101	GR	Flexibility between PS and E&E	\$3,687,113	5%	5%	5%
5.010	0157	ACCOUNTING EE	0101	GR	Flexibility between PS and E&E	\$132,436	5%	5%	5%
5.010	7156	ERP IMPLEMENTATION PS	0101	GR	Flexibility between PS and E&E	\$4,217,453	25%	25%	25%
5.010	7157	ERP IMPLEMENTATION E&E	0101	GR	Flexibility between PS and E&E	\$8,406,474	25%	25%	25%
5.015	3434	BUDGET & PLANNING PS	0101	GR	Flexibility between PS and E&E	\$2,339,883	15%	15%	15%
5.015	2140	BUDGET & PLANNING EE	0101	GR	Flexibility between PS and E&E	\$134,874	15%	15%	15%
5.025	VARIOUS	INFORMATION TECH SERVICES PS	Various	GR/FED/OTHER	Flexibility between PS and E&E and between section 5.025 and section 5.030	Various	25%	25%	25%
5.025	VARIOUS	INFORMATION TECH SERVICES EE	VARIOUS	GR/FED/OTHER	Flexibility between PS and E&E and between section 5.025 and section 5.030	Various	25%	25%	25%
5.030	VARIOUS	INFORMATION TECH SERVICES PS	VARIOUS	GR/FED/OTHER	Flexibility between PS and E&E and between section 5.025 and section 5.030	Various	25%	25%	25%
5.030	VARIOUS	INFORMATION TECH SERVICES EE	VARIOUS	GR/FED/OTHER	Flexibility between PS and E&E and between section 5.025 and section 5.030	Various	25%	25%	25%
5.055	VARIOUS	PERSONNEL PS	VARIOUS	GR/OTHER	Flexibility between PS and E&E	\$4,715,225	5%	5%	5%
5.055	VARIOUS	PERSONNEL EE	VARIOUS	GR/OTHER	Flexibility between PS and E&E	\$3,456,023	5%	5%	5%
5.055	VARIOUS	CNTR FOR OPRTATNL EXLNC PS-0101	0101	GR	Flexibility between PS and E&E	\$536,435	5%	5%	5%
5.055	VARIOUS	CNTR FOR OPRTATNL EXLNC EE-0101	0101	GR	Flexibility between PS and E&E	\$97,990	5%	5%	5%
5.070	0190	PURCHASING-PS	VARIOUS	GR/FED/OTHER	Flexibility between PS and E&E	\$2,843,365	5%	5%	5%
5.070	0193	PURCHASING-EE	VARIOUS	GR/FED/OTHER	Flexibility between PS and E&E	\$84,666	5%	5%	5%
5.085	2605	FMDC OPERATIONS-PS	0501	OTHER	Flexibility between PS and E&E	\$25,711,683	5%	5%	5%
5.085	2148	FMDC OPERATIONS-EE	0501	OTHER	Flexibility between PS and E&E	\$109,474,475	5%	5%	5%

**FY 2025
Comprehensive List of Flexibility Requests**

DEPARTMENT		Office of Administration							
						AMOUNT	FLEXIBILITY		
HB	Approp	APPROP NAME	FUND	FUND TYPE	FLEX TYPE	FY 25 Requested	FY 24 TAFP	FY 25 Requested	FY 25 Governor
5.100	4537 4538	DIV OF GENERAL SERVICES-PS	0101 0505	GR/OTHE R	Flexibility between PS and E&E	\$4,959,657	5%	5%	5%
5.100	4539 4540	DIV OF GENERAL SERVICES-EE	0101 0505	GR/OTHE R	Flexibility between PS and E&E	\$1,194,278	5%	5%	5%
5.160	VARIOUS	ADMIN HEARING COMMISSION-PS	0101 0818 0606	GR/OTHE R	Flexibility between PS and E&E	\$1,433,223	20%	20%	20%
5.160	VARIOUS	ADMIN HEARING COMMISSION-EE	0101 0818 0606	GR/OTHE R	Flexibility between PS and E&E	\$145,379	20%	20%	20%
5.165	6321 6323	OFFICE CHILD ADOVOCATE-PS	0101 0135	GR/FED	Flexibility between PS and E&E	\$478,919	5%	5%	5%
5.165	6322 6324	OFFICE CHILD ADOVOCATE-EE	0101 0135	GR/FED	Flexibility between PS and E&E	\$33,411	5%	5%	5%
5.170	9248/8371	CHILDREN'S TRUST FUND-PS	2445/0 694	FED/OTH ER	Flexibility between PS and E&E and between E&E and PSD	\$409,752	25%	25%	25%
5.170	8372	CHILDREN'S TRUST FUND-EE	0694	OTHER	Flexibility between PS and E&E and between E&E and PSD	\$213,803	25%	25%	25%
5.170	4998	CTF PROGRAMS E&E	0694	OTHER	Flexibility between PS and E&E and between E&E and PSD	\$1,050,000	25%	25%	25%
5.165	5608	CTF PROGRAMS PSD	0694	OTHER	Flexibility between PS and E&E and between E&E and PSD	\$5,150,000	25%	25%	25%
5.175	6880	GOV CNSL ON DISABILITY-PS	0101	GR	Flexibility between PS and E&E	\$222,766	5%	5%	5%
5.175	6881	GOV CNSL ON DISABILITY-EE	0101	GR	Flexibility between PS and E&E	\$26,065	5%	5%	5%
5.185	0827	MO ETHICS COMM-PS	0101	GR	Flexibility between PS and E&E	\$1,481,472	5%	5%	5%
5.185	0127	MO ETHICS COMM-EE	0101	GR	Flexibility between PS and E&E	\$296,314	5%	5%	5%
5.275	T571 T572	BDGT RESERVE REQUIRED TRF	0101 0100	GR/OTHE R	Flexibility between sections 5.450, 5.470, & 5.520	Various	25%	25%	25%
5.295	0132	FLOOD CONTROL-0135	0135	FED	Flexibility between section 5.300 and 5.305	\$1,800,000	25%	25%	25%
5.300	0133	NATIONAL FOREST-0135	0135	FED	Flexibility between section 5.300 and 5.305	\$6,500,000	25%	25%	25%

NEW DECISION ITEM

RANK: 1 OF 1

Office of Administration	Budget Unit <u>Various</u>
Department-wide	
Pay Plan - FY 2025 DI# 0000012	HB Section <u>Various</u>

1. AMOUNT OF REQUEST

	FY 2025 Budget Request				FY 2025 Governor's Recommendation			
	GR	Federal	Other	Total	GR	Federal	Other	Total
PS	0	0	0	0	2,493,028	533,669	1,575,099	4,601,796
EE	0	0	0	0	0	0	0	0
PSD	0	0	0	0	0	0	0	0
TRF	0	0	0	0	0	0	0	0
Total	<u>0</u>	<u>0</u>	<u>0</u>	<u>0</u>	<u>2,493,028</u>	<u>533,669</u>	<u>1,575,099</u>	<u>4,601,796</u>
FTE	0.00	0.00	0.00	0.00	0.00	0.00	0.00	0.00

Est. Fringe	0	0	0	0
--------------------	---	---	---	---

Note: Fringes budgeted in House Bill 5 except for certain fringes budgeted directly to MoDOT, Highway Patrol, and Conservation.

Est. Fringe	929,152	198,898	587,039	1,715,089
--------------------	---------	---------	---------	-----------

Note: Fringes budgeted in House Bill 5 except for certain fringes budgeted directly to MoDOT, Highway Patrol, and Conservation.

Other Funds: Various
Non-Counts:

2. THIS REQUEST CAN BE CATEGORIZED AS:

<input type="checkbox"/> New Legislation	<input type="checkbox"/> New Program	<input type="checkbox"/> Fund Switch
<input type="checkbox"/> Federal Mandate	<input type="checkbox"/> Program Expansion	<input type="checkbox"/> Cost to Continue
<input type="checkbox"/> GR Pick-Up	<input type="checkbox"/> Space Request	<input type="checkbox"/> Equipment Replacement
<input checked="" type="checkbox"/> Pay Plan	<input type="checkbox"/> Other: _____	

3. WHY IS THIS FUNDING NEEDED? PROVIDE AN EXPLANATION FOR ITEMS CHECKED IN #2. INCLUDE THE FEDERAL OR STATE STATUTORY OR CONSTITUTIONAL AUTHORIZATION FOR THIS PROGRAM.

The FY 2025 budget includes appropriation authority for the statewide pay increase for employees, including two components:

- 3.2% pay increase for employees; and,
- Tenure-based retention plan for OA essential shift personnel working in certain congregate care facilities. This would provide a 1% salary increase for every two years of continuous service and would cap out at 10% for 20 years of service.

NEW DECISION ITEM

RANK: 1 OF 1

Office of Administration	Budget Unit <u>Various</u>
Department-wide	
Pay Plan - FY 2025 DI# 0000012	HB Section <u>Various</u>

4. DESCRIBE THE DETAILED ASSUMPTIONS USED TO DERIVE THE SPECIFIC REQUESTED AMOUNT. (How did you determine that the requested number of FTE were appropriate? From what source or standard did you derive the requested levels of funding? Were alternatives such as outsourcing or automation considered? If based on new legislation, does request tie to TAFP fiscal note? If not, explain why. Detail which portions of the request are one-times and how those amounts were calculated.)

The appropriated amount for the Fiscal Year 2025 pay plan was based on an 3.2% pay increase for employees, and providing a tenure-based retention plan for direct care staff and essential shift staff working in certain congregate care facilities to address high rates of turnover and vacancy.

5. BREAK DOWN THE REQUEST BY BUDGET OBJECT CLASS, JOB CLASS, AND FUND SOURCE. IDENTIFY ONE-TIME COSTS.

Budget Object Class/Job Class	Gov Rec GR DOLLARS	Gov Rec GR FTE	Gov Rec FED DOLLARS	Gov Rec FED FTE	Gov Rec OTHER DOLLARS	Gov Rec OTHER FTE	Gov Rec TOTAL DOLLARS	Gov Rec TOTAL FTE	Gov Rec One-Time DOLLARS
100 - Salaries and Wages	2,493,028		533,669		1,575,099		4,601,796	0.0	
Total PS	2,493,028	0.0	533,669	0.0	1,575,099	0.0	4,601,796	0.0	0
Grand Total	2,493,028	0.0	533,669	0.0	1,575,099	0.0	4,601,796	0.0	0

DECISION ITEM DETAIL

Budget Unit	FY 2023	FY 2023	FY 2024	FY 2024	FY 2025	FY 2025	FY 2025	FY 2025
Decision Item	ACTUAL	ACTUAL	BUDGET	BUDGET	DEPT REQ	DEPT REQ	GOV REC	GOV REC
Budget Object Class	DOLLAR	FTE	DOLLAR	FTE	DOLLAR	FTE	DOLLAR	FTE
COMMISSIONER'S OFFICE-OPER								
Pay Plan - 0000012								
SALARIES & WAGES	0	0.00	0	0.00	0	0.00	4,696	0.00
STATE DEPARTMENT DIRECTOR	0	0.00	0	0.00	0	0.00	6,297	0.00
DESIGNATED PRINCIPAL ASST DEPT	0	0.00	0	0.00	0	0.00	2,563	0.00
CHIEF COUNSEL	0	0.00	0	0.00	0	0.00	4,736	0.00
SPECIAL ASST PROFESSIONAL	0	0.00	0	0.00	0	0.00	5,252	0.00
SPECIAL ASST OFFICE & CLERICAL	0	0.00	0	0.00	0	0.00	2,161	0.00
PRINCIPAL BUSINESS PROJECT MGR	0	0.00	0	0.00	0	0.00	2,936	0.00
SENIOR RESEARCH/DATA ANALYST	0	0.00	0	0.00	0	0.00	2,157	0.00
PUBLIC RELATIONS COORDINATOR	0	0.00	0	0.00	0	0.00	2,400	0.00
AGENCY BUDGET SENIOR ANALYST	0	0.00	0	0.00	0	0.00	1,806	0.00
TOTAL - PS	0	0.00	0	0.00	0	0.00	35,004	0.00
GRAND TOTAL	\$0	0.00	\$0	0.00	\$0	0.00	\$35,004	0.00
GENERAL REVENUE	\$0	0.00	\$0	0.00	\$0	0.00	\$35,004	0.00
FEDERAL FUNDS	\$0	0.00	\$0	0.00	\$0	0.00	\$0	0.00
OTHER FUNDS	\$0	0.00	\$0	0.00	\$0	0.00	\$0	0.00

DECISION ITEM DETAIL

Budget Unit	FY 2023	FY 2023	FY 2024	FY 2024	FY 2025	FY 2025	FY 2025	FY 2025
Decision Item	ACTUAL	ACTUAL	BUDGET	BUDGET	DEPT REQ	DEPT REQ	GOV REC	GOV REC
Budget Object Class	DOLLAR	FTE	DOLLAR	FTE	DOLLAR	FTE	DOLLAR	FTE
OFF EQUAL OPPORTUNITY								
Pay Plan - 0000012								
DESIGNATED PRINCIPAL ASST DEPT	0	0.00	0	0.00	0	0.00	3,304	0.00
MISCELLANEOUS TECHNICAL	0	0.00	0	0.00	0	0.00	1,269	0.00
SPECIAL ASST PROFESSIONAL	0	0.00	0	0.00	0	0.00	2,653	0.00
PROGRAM ASSISTANT	0	0.00	0	0.00	0	0.00	1,391	0.00
PROGRAM SPECIALIST	0	0.00	0	0.00	0	0.00	3,211	0.00
RESEARCH/DATA ANALYST	0	0.00	0	0.00	0	0.00	1,600	0.00
TOTAL - PS	0	0.00	0	0.00	0	0.00	13,428	0.00
GRAND TOTAL	\$0	0.00	\$0	0.00	\$0	0.00	\$13,428	0.00
GENERAL REVENUE	\$0	0.00	\$0	0.00	\$0	0.00	\$13,428	0.00
FEDERAL FUNDS	\$0	0.00	\$0	0.00	\$0	0.00	\$0	0.00
OTHER FUNDS	\$0	0.00	\$0	0.00	\$0	0.00	\$0	0.00

DECISION ITEM DETAIL

Budget Unit	FY 2023	FY 2023	FY 2024	FY 2024	FY 2025	FY 2025	FY 2025	FY 2025
Decision Item	ACTUAL	ACTUAL	BUDGET	BUDGET	DEPT REQ	DEPT REQ	GOV REC	GOV REC
Budget Object Class	DOLLAR	FTE	DOLLAR	FTE	DOLLAR	FTE	DOLLAR	FTE
PRES DRUG MONITORING								
Pay Plan - 0000012								
PROGRAM MANAGER	0	0.00	0	0.00	0	0.00	3,670	0.00
LEGAL COUNSEL	0	0.00	0	0.00	0	0.00	2,936	0.00
ADMIN SUPPORT PROFESSIONAL	0	0.00	0	0.00	0	0.00	1,391	0.00
TOTAL - PS	0	0.00	0	0.00	0	0.00	7,997	0.00
GRAND TOTAL	\$0	0.00	\$0	0.00	\$0	0.00	\$7,997	0.00
GENERAL REVENUE	\$0	0.00	\$0	0.00	\$0	0.00	\$7,997	0.00
FEDERAL FUNDS	\$0	0.00	\$0	0.00	\$0	0.00	\$0	0.00
OTHER FUNDS	\$0	0.00	\$0	0.00	\$0	0.00	\$0	0.00

DECISION ITEM DETAIL

Budget Unit	FY 2023	FY 2023	FY 2024	FY 2024	FY 2025	FY 2025	FY 2025	FY 2025
Decision Item	ACTUAL	ACTUAL	BUDGET	BUDGET	DEPT REQ	DEPT REQ	GOV REC	GOV REC
Budget Object Class	DOLLAR	FTE	DOLLAR	FTE	DOLLAR	FTE	DOLLAR	FTE
ACCOUNTING - OPERATING								
Pay Plan - 0000012								
DIVISION DIRECTOR	0	0.00	0	0.00	0	0.00	4,241	0.00
DESIGNATED PRINCIPAL ASST DIV	0	0.00	0	0.00	0	0.00	3,277	0.00
LEAD ADMIN SUPPORT ASSISTANT	0	0.00	0	0.00	0	0.00	1,749	0.00
ADMIN SUPPORT PROFESSIONAL	0	0.00	0	0.00	0	0.00	4,287	0.00
PROGRAM SPECIALIST	0	0.00	0	0.00	0	0.00	4,477	0.00
SENIOR PROGRAM SPECIALIST	0	0.00	0	0.00	0	0.00	2,429	0.00
AGENCY BUDGET ANALYST	0	0.00	0	0.00	0	0.00	6,312	0.00
ACCOUNTS ASSISTANT	0	0.00	0	0.00	0	0.00	5,400	0.00
SENIOR ACCOUNTS ASSISTANT	0	0.00	0	0.00	0	0.00	29,613	0.00
ACCOUNTANT	0	0.00	0	0.00	0	0.00	20,859	0.00
INTERMEDIATE ACCOUNTANT	0	0.00	0	0.00	0	0.00	25,997	0.00
SENIOR ACCOUNTANT	0	0.00	0	0.00	0	0.00	20,933	0.00
ACCOUNTANT SUPERVISOR	0	0.00	0	0.00	0	0.00	39,372	0.00
ACCOUNTANT MANAGER	0	0.00	0	0.00	0	0.00	6,763	0.00
PROCUREMENT SPECIALIST	0	0.00	0	0.00	0	0.00	2,421	0.00
PROCUREMENT SUPERVISOR	0	0.00	0	0.00	0	0.00	2,569	0.00
APPLICATIONS DEVELOPMENT SPEC	0	0.00	0	0.00	0	0.00	40,804	0.00
SENIOR DATA SPECIALIST	0	0.00	0	0.00	0	0.00	6,345	0.00
SENIOR ENTERPRISE ARCHITECT	0	0.00	0	0.00	0	0.00	4,492	0.00
PROJECT MANAGER	0	0.00	0	0.00	0	0.00	6,748	0.00
QUALITY CONTROL COORDINATOR	0	0.00	0	0.00	0	0.00	9,979	0.00
CYBERSECURITY SPECIALIST	0	0.00	0	0.00	0	0.00	4,074	0.00
DIRECTOR OF BUSINESS SERVICES	0	0.00	0	0.00	0	0.00	2,422	0.00
DIRECTOR OF INFORMATION TECH	0	0.00	0	0.00	0	0.00	2,983	0.00
TOTAL - PS	0	0.00	0	0.00	0	0.00	258,546	0.00
GRAND TOTAL	\$0	0.00	\$0	0.00	\$0	0.00	\$258,546	0.00
GENERAL REVENUE	\$0	0.00	\$0	0.00	\$0	0.00	\$258,546	0.00
FEDERAL FUNDS	\$0	0.00	\$0	0.00	\$0	0.00	\$0	0.00
OTHER FUNDS	\$0	0.00	\$0	0.00	\$0	0.00	\$0	0.00

DECISION ITEM DETAIL

Budget Unit	FY 2023	FY 2023	FY 2024	FY 2024	FY 2025	FY 2025	FY 2025	FY 2025
Decision Item	ACTUAL	ACTUAL	BUDGET	BUDGET	DEPT REQ	DEPT REQ	GOV REC	GOV REC
Budget Object Class	DOLLAR	FTE	DOLLAR	FTE	DOLLAR	FTE	DOLLAR	FTE
BUDGET & PLANNING - OPER								
Pay Plan - 0000012								
DIVISION DIRECTOR	0	0.00	0	0.00	0	0.00	4,574	0.00
DESIGNATED PRINCIPAL ASST DIV	0	0.00	0	0.00	0	0.00	3,005	0.00
SPECIAL ASST PROFESSIONAL	0	0.00	0	0.00	0	0.00	2,644	0.00
LEAD ADMIN SUPPORT ASSISTANT	0	0.00	0	0.00	0	0.00	1,461	0.00
ADMIN SUPPORT PROFESSIONAL	0	0.00	0	0.00	0	0.00	2,017	0.00
SR BUSINESS PROJECT MANAGER	0	0.00	0	0.00	0	0.00	3,026	0.00
INTERMEDIATE ACCOUNTANT	0	0.00	0	0.00	0	0.00	2,226	0.00
BUDGET AND POLICY ANALYST	0	0.00	0	0.00	0	0.00	15,089	0.00
SENIOR BUDGET & POLICY ANALYST	0	0.00	0	0.00	0	0.00	17,594	0.00
BUDGET AND POLICY SUPERVISOR	0	0.00	0	0.00	0	0.00	12,835	0.00
BUDGET AND POLICY MANAGER	0	0.00	0	0.00	0	0.00	7,447	0.00
CHIEF ECONOMIST	0	0.00	0	0.00	0	0.00	2,957	0.00
TOTAL - PS	0	0.00	0	0.00	0	0.00	74,875	0.00
GRAND TOTAL	\$0	0.00	\$0	0.00	\$0	0.00	\$74,875	0.00
GENERAL REVENUE	\$0	0.00	\$0	0.00	\$0	0.00	\$74,875	0.00
FEDERAL FUNDS	\$0	0.00	\$0	0.00	\$0	0.00	\$0	0.00
OTHER FUNDS	\$0	0.00	\$0	0.00	\$0	0.00	\$0	0.00

DECISION ITEM DETAIL

Budget Unit	FY 2023	FY 2023	FY 2024	FY 2024	FY 2025	FY 2025	FY 2025	FY 2025
Decision Item	ACTUAL	ACTUAL	BUDGET	BUDGET	DEPT REQ	DEPT REQ	GOV REC	GOV REC
Budget Object Class	DOLLAR	FTE	DOLLAR	FTE	DOLLAR	FTE	DOLLAR	FTE
ITSD CONSOLIDATION								
Pay Plan - 0000012								
COMPUTER OPERATIONS SPV I	0	0.00	0	0.00	0	0.00	14	0.00
DESIGNATED PRINCIPAL ASST DEPT	0	0.00	0	0.00	0	0.00	8,290	0.00
DESIGNATED PRINCIPAL ASST DIV	0	0.00	0	0.00	0	0.00	4,437	0.00
LEGAL COUNSEL	0	0.00	0	0.00	0	0.00	2,497	0.00
DATA PROCESSOR TECHNICAL	0	0.00	0	0.00	0	0.00	5,204	0.00
DATA PROCESSOR PROFESSIONAL	0	0.00	0	0.00	0	0.00	2,855	0.00
DATA PROCESSING MANAGER	0	0.00	0	0.00	0	0.00	5,200	0.00
DEPUTY GENERAL COUNSEL	0	0.00	0	0.00	0	0.00	292	0.00
MISCELLANEOUS PROFESSIONAL	0	0.00	0	0.00	0	0.00	409	0.00
SPECIAL ASST PROFESSIONAL	0	0.00	0	0.00	0	0.00	18,160	0.00
SPECIAL ASST OFFICE & CLERICAL	0	0.00	0	0.00	0	0.00	744	0.00
LEAD ADMIN SUPPORT ASSISTANT	0	0.00	0	0.00	0	0.00	778	0.00
ADMIN SUPPORT PROFESSIONAL	0	0.00	0	0.00	0	0.00	3,613	0.00
ADMINISTRATIVE MANAGER	0	0.00	0	0.00	0	0.00	10,355	0.00
PROGRAM SPECIALIST	0	0.00	0	0.00	0	0.00	3,789	0.00
SENIOR PROGRAM SPECIALIST	0	0.00	0	0.00	0	0.00	17,357	0.00
PUBLIC RELATIONS COORDINATOR	0	0.00	0	0.00	0	0.00	2,800	0.00
AGENCY BUDGET ANALYST	0	0.00	0	0.00	0	0.00	6,493	0.00
AGENCY BUDGET SENIOR ANALYST	0	0.00	0	0.00	0	0.00	1,508	0.00
ACCOUNTANT	0	0.00	0	0.00	0	0.00	3,969	0.00
ACCOUNTANT SUPERVISOR	0	0.00	0	0.00	0	0.00	16,166	0.00
PROCUREMENT SPECIALIST	0	0.00	0	0.00	0	0.00	3,823	0.00
PROCUREMENT SUPERVISOR	0	0.00	0	0.00	0	0.00	2,085	0.00
ASSOC APPLICATIONS DEVELOPER	0	0.00	0	0.00	0	0.00	21,536	0.00
APPLICATIONS DEVELOPER	0	0.00	0	0.00	0	0.00	7,489	0.00
SENIOR APPLICATIONS DEVELOPER	0	0.00	0	0.00	0	0.00	78,070	0.00
COMPUTER OPERATIONS CLERK	0	0.00	0	0.00	0	0.00	14,145	0.00
SR NETWORK OPERATIONS TECH	0	0.00	0	0.00	0	0.00	4,870	0.00
DATA TECHNICIAN	0	0.00	0	0.00	0	0.00	83,434	0.00
DATA SPECIALIST	0	0.00	0	0.00	0	0.00	99,806	0.00
SENIOR DATA SPECIALIST	0	0.00	0	0.00	0	0.00	2,400	0.00
ENTERPRISE ARCHITECT	0	0.00	0	0.00	0	0.00	13,600	0.00

DECISION ITEM DETAIL

Budget Unit	FY 2023	FY 2023	FY 2024	FY 2024	FY 2025	FY 2025	FY 2025	FY 2025
Decision Item	ACTUAL	ACTUAL	BUDGET	BUDGET	DEPT REQ	DEPT REQ	GOV REC	GOV REC
Budget Object Class	DOLLAR	FTE	DOLLAR	FTE	DOLLAR	FTE	DOLLAR	FTE
ITSD CONSOLIDATION								
Pay Plan - 0000012								
GEOGRAPHIC INFO SYSTEMS SPEC	0	0.00	0	0.00	0	0.00	14,267	0.00
GEOGRAPHIC INFO SYSTEMS DEV	0	0.00	0	0.00	0	0.00	14,400	0.00
GEOGRAPHIC INFO SYSTEMS SPV	0	0.00	0	0.00	0	0.00	3,257	0.00
SENIOR BUSINESS ANALYST	0	0.00	0	0.00	0	0.00	8,134	0.00
PROJECT MANAGER	0	0.00	0	0.00	0	0.00	9,740	0.00
SENIOR PROJECT MANAGER	0	0.00	0	0.00	0	0.00	23,416	0.00
SYSTEMS ADMINISTRATION TECH	0	0.00	0	0.00	0	0.00	30,361	0.00
SYSTEMS ADMINISTRATION SPEC	0	0.00	0	0.00	0	0.00	157,082	0.00
SR SYSTEMS ADMINISTRATION SPEC	0	0.00	0	0.00	0	0.00	20,887	0.00
CYBERSECURITY TECHNICIAN	0	0.00	0	0.00	0	0.00	4,867	0.00
CYBERSECURITY SPECIALIST	0	0.00	0	0.00	0	0.00	121,547	0.00
SR CYBERSECURITY SPECIALIST	0	0.00	0	0.00	0	0.00	9,953	0.00
SENIOR CLIENT SUPPORT TECH	0	0.00	0	0.00	0	0.00	2,485	0.00
OTHER	0	0.00	0	0.00	0	0.00	167,809	0.00
TOTAL - PS	0	0.00	0	0.00	0	0.00	1,034,393	0.00
GRAND TOTAL	\$0	0.00	\$0	0.00	\$0	0.00	\$1,034,393	0.00
GENERAL REVENUE	\$0	0.00	\$0	0.00	\$0	0.00	\$540,239	0.00
FEDERAL FUNDS	\$0	0.00	\$0	0.00	\$0	0.00	\$159,955	0.00
OTHER FUNDS	\$0	0.00	\$0	0.00	\$0	0.00	\$334,199	0.00

DECISION ITEM DETAIL

Budget Unit	FY 2023	FY 2023	FY 2024	FY 2024	FY 2025	FY 2025	FY 2025	FY 2025
Decision Item	ACTUAL	ACTUAL	BUDGET	BUDGET	DEPT REQ	DEPT REQ	GOV REC	GOV REC
Budget Object Class	DOLLAR	FTE	DOLLAR	FTE	DOLLAR	FTE	DOLLAR	FTE
DESE IT CONSOLIDATION								
Pay Plan - 0000012								
DATA PROCESSOR TECHNICAL	0	0.00	0	0.00	0	0.00	214	0.00
DATA PROCESSING MANAGER	0	0.00	0	0.00	0	0.00	296	0.00
ASSOC APPLICATIONS DEVELOPER	0	0.00	0	0.00	0	0.00	23,311	0.00
APPLICATIONS DEVELOPER	0	0.00	0	0.00	0	0.00	3,088	0.00
DATA SPECIALIST	0	0.00	0	0.00	0	0.00	1,654	0.00
BUSINESS ANALYST	0	0.00	0	0.00	0	0.00	15,358	0.00
PROJECT MANAGER	0	0.00	0	0.00	0	0.00	6,087	0.00
QUALITY CONTROL SPECIALIST	0	0.00	0	0.00	0	0.00	2,102	0.00
SYSTEMS ADMINISTRATION TECH	0	0.00	0	0.00	0	0.00	16,903	0.00
SYSTEMS ADMINISTRATION SPEC	0	0.00	0	0.00	0	0.00	29	0.00
CLIENT SUPPORT SUPERVISOR	0	0.00	0	0.00	0	0.00	400	0.00
OTHER	0	0.00	0	0.00	0	0.00	3,863	0.00
TOTAL - PS	0	0.00	0	0.00	0	0.00	73,305	0.00
GRAND TOTAL	\$0	0.00	\$0	0.00	\$0	0.00	\$73,305	0.00
GENERAL REVENUE	\$0	0.00	\$0	0.00	\$0	0.00	\$23,480	0.00
FEDERAL FUNDS	\$0	0.00	\$0	0.00	\$0	0.00	\$43,375	0.00
OTHER FUNDS	\$0	0.00	\$0	0.00	\$0	0.00	\$6,450	0.00

DECISION ITEM DETAIL

Budget Unit	FY 2023	FY 2023	FY 2024	FY 2024	FY 2025	FY 2025	FY 2025	FY 2025
Decision Item	ACTUAL	ACTUAL	BUDGET	BUDGET	DEPT REQ	DEPT REQ	GOV REC	GOV REC
Budget Object Class	DOLLAR	FTE	DOLLAR	FTE	DOLLAR	FTE	DOLLAR	FTE
DHEWD IT CONSOLIDATION								
Pay Plan - 0000012								
SALARIES & WAGES	0	0.00	0	0.00	0	0.00	2,467	0.00
DATA PROCESSOR TECHNICAL	0	0.00	0	0.00	0	0.00	1,241	0.00
DATA PROCESSING MANAGER	0	0.00	0	0.00	0	0.00	2,214	0.00
SPECIAL ASST PROFESSIONAL	0	0.00	0	0.00	0	0.00	7	0.00
UCP PENDING CLASSIFICATION - 1	0	0.00	0	0.00	0	0.00	2,937	0.00
UCP PENDING CLASSIFICATION - 0	0	0.00	0	0.00	0	0.00	3,145	0.00
LEAD ADMIN SUPPORT ASSISTANT	0	0.00	0	0.00	0	0.00	32	0.00
ASSOC APPLICATIONS DEVELOPER	0	0.00	0	0.00	0	0.00	8,990	0.00
APPLICATIONS DEVELOPER	0	0.00	0	0.00	0	0.00	8,015	0.00
SENIOR APPLICATIONS DEVELOPER	0	0.00	0	0.00	0	0.00	3,354	0.00
COMPUTER OPERATIONS CLERK	0	0.00	0	0.00	0	0.00	670	0.00
DATA MANAGER	0	0.00	0	0.00	0	0.00	167	0.00
GEOGRAPHIC INFO SYSTEMS SPEC	0	0.00	0	0.00	0	0.00	1,494	0.00
BUSINESS ANALYST	0	0.00	0	0.00	0	0.00	464	0.00
PROJECT MANAGER	0	0.00	0	0.00	0	0.00	8,515	0.00
SENIOR PROJECT MANAGER	0	0.00	0	0.00	0	0.00	299	0.00
SYSTEMS ADMINISTRATION TECH	0	0.00	0	0.00	0	0.00	4,418	0.00
SYSTEMS ADMINISTRATION SPEC	0	0.00	0	0.00	0	0.00	14,197	0.00
SR SYSTEMS ADMINISTRATION SPEC	0	0.00	0	0.00	0	0.00	62	0.00
SYSTEMS ADMINISTRATOR	0	0.00	0	0.00	0	0.00	127	0.00
SENIOR CLIENT SUPPORT TECH	0	0.00	0	0.00	0	0.00	868	0.00
TOTAL - PS	0	0.00	0	0.00	0	0.00	63,683	0.00
GRAND TOTAL	\$0	0.00	\$0	0.00	\$0	0.00	\$63,683	0.00
GENERAL REVENUE	\$0	0.00	\$0	0.00	\$0	0.00	\$24,174	0.00
FEDERAL FUNDS	\$0	0.00	\$0	0.00	\$0	0.00	\$31,487	0.00
OTHER FUNDS	\$0	0.00	\$0	0.00	\$0	0.00	\$8,022	0.00

DECISION ITEM DETAIL

Budget Unit	FY 2023	FY 2023	FY 2024	FY 2024	FY 2025	FY 2025	FY 2025	FY 2025
Decision Item	ACTUAL	ACTUAL	BUDGET	BUDGET	DEPT REQ	DEPT REQ	GOV REC	GOV REC
Budget Object Class	DOLLAR	FTE	DOLLAR	FTE	DOLLAR	FTE	DOLLAR	FTE
DOR IT CONSOLIDATION								
Pay Plan - 0000012								
DATA PROCESSOR TECHNICAL	0	0.00	0	0.00	0	0.00	1,506	0.00
DATA PROCESSING MANAGER	0	0.00	0	0.00	0	0.00	2,420	0.00
SPECIAL ASST PROFESSIONAL	0	0.00	0	0.00	0	0.00	3	0.00
LEAD ADMIN SUPPORT ASSISTANT	0	0.00	0	0.00	0	0.00	428	0.00
ADMIN SUPPORT PROFESSIONAL	0	0.00	0	0.00	0	0.00	68	0.00
AGENCY BUDGET ANALYST	0	0.00	0	0.00	0	0.00	3	0.00
ASSOC APPLICATIONS DEVELOPER	0	0.00	0	0.00	0	0.00	62,958	0.00
APPLICATIONS DEVELOPER	0	0.00	0	0.00	0	0.00	14,335	0.00
SENIOR APPLICATIONS DEVELOPER	0	0.00	0	0.00	0	0.00	24,908	0.00
APPLICATIONS DEVELOPMENT SPEC	0	0.00	0	0.00	0	0.00	4,078	0.00
APPLICATIONS DEVELOPMENT MGR	0	0.00	0	0.00	0	0.00	6,816	0.00
COMPUTER OPERATIONS CLERK	0	0.00	0	0.00	0	0.00	12,953	0.00
DATA TECHNICIAN	0	0.00	0	0.00	0	0.00	2,748	0.00
DATA ANALYST	0	0.00	0	0.00	0	0.00	33,398	0.00
DATA SPECIALIST	0	0.00	0	0.00	0	0.00	2,324	0.00
DATA MANAGER	0	0.00	0	0.00	0	0.00	2,118	0.00
GEOGRAPHIC INFO SYSTEMS SPEC	0	0.00	0	0.00	0	0.00	1,334	0.00
BUSINESS ANALYST	0	0.00	0	0.00	0	0.00	11,659	0.00
SENIOR PROJECT MANAGER	0	0.00	0	0.00	0	0.00	290	0.00
NETWORK INFRASTRUCTURE SPV	0	0.00	0	0.00	0	0.00	736	0.00
QUALITY CONTROL SPECIALIST	0	0.00	0	0.00	0	0.00	340	0.00
SYSTEMS ADMINISTRATION TECH	0	0.00	0	0.00	0	0.00	3,753	0.00
SR SYSTEMS ADMINISTRATION SPEC	0	0.00	0	0.00	0	0.00	9,148	0.00
OTHER	0	0.00	0	0.00	0	0.00	1,460	0.00
TOTAL - PS	0	0.00	0	0.00	0	0.00	199,784	0.00
GRAND TOTAL	\$0	0.00	\$0	0.00	\$0	0.00	\$199,784	0.00
GENERAL REVENUE	\$0	0.00	\$0	0.00	\$0	0.00	\$161,638	0.00
FEDERAL FUNDS	\$0	0.00	\$0	0.00	\$0	0.00	\$0	0.00
OTHER FUNDS	\$0	0.00	\$0	0.00	\$0	0.00	\$38,146	0.00

DECISION ITEM DETAIL

Budget Unit	FY 2023	FY 2023	FY 2024	FY 2024	FY 2025	FY 2025	FY 2025	FY 2025
Decision Item	ACTUAL	ACTUAL	BUDGET	BUDGET	DEPT REQ	DEPT REQ	GOV REC	GOV REC
Budget Object Class	DOLLAR	FTE	DOLLAR	FTE	DOLLAR	FTE	DOLLAR	FTE
OA IT CONSOLIDATION								
Pay Plan - 0000012								
SALARIES & WAGES	0	0.00	0	0.00	0	0.00	307	0.00
DESIGNATED PRINCIPAL ASST DIV	0	0.00	0	0.00	0	0.00	3,126	0.00
DATA PROCESSOR TECHNICAL	0	0.00	0	0.00	0	0.00	589	0.00
DATA PROCESSING MANAGER	0	0.00	0	0.00	0	0.00	725	0.00
SPECIAL ASST PROFESSIONAL	0	0.00	0	0.00	0	0.00	281	0.00
ASSOC APPLICATIONS DEVELOPER	0	0.00	0	0.00	0	0.00	17,087	0.00
APPLICATIONS DEVELOPER	0	0.00	0	0.00	0	0.00	30,441	0.00
SENIOR APPLICATIONS DEVELOPER	0	0.00	0	0.00	0	0.00	25,970	0.00
APPLICATIONS DEVELOPMENT SPEC	0	0.00	0	0.00	0	0.00	3,908	0.00
APPLICATIONS DEVELOPMENT MGR	0	0.00	0	0.00	0	0.00	7,138	0.00
COMPUTER OPERATIONS CLERK	0	0.00	0	0.00	0	0.00	324	0.00
BUSINESS ANALYST	0	0.00	0	0.00	0	0.00	398	0.00
SENIOR BUSINESS ANALYST	0	0.00	0	0.00	0	0.00	640	0.00
PROJECT MANAGER	0	0.00	0	0.00	0	0.00	7,486	0.00
SYSTEMS ADMINISTRATION TECH	0	0.00	0	0.00	0	0.00	5,250	0.00
SYSTEMS ADMINISTRATION SPEC	0	0.00	0	0.00	0	0.00	800	0.00
SR SYSTEMS ADMINISTRATION SPEC	0	0.00	0	0.00	0	0.00	364	0.00
CLIENT SUPPORT TECH-TIER 2	0	0.00	0	0.00	0	0.00	800	0.00
OTHER	0	0.00	0	0.00	0	0.00	395	0.00
TOTAL - PS	0	0.00	0	0.00	0	0.00	106,029	0.00
GRAND TOTAL	\$0	0.00	\$0	0.00	\$0	0.00	\$106,029	0.00
GENERAL REVENUE	\$0	0.00	\$0	0.00	\$0	0.00	\$104,010	0.00
FEDERAL FUNDS	\$0	0.00	\$0	0.00	\$0	0.00	\$0	0.00
OTHER FUNDS	\$0	0.00	\$0	0.00	\$0	0.00	\$2,019	0.00

DECISION ITEM DETAIL

Budget Unit	FY 2023	FY 2023	FY 2024	FY 2024	FY 2025	FY 2025	FY 2025	FY 2025
Decision Item	ACTUAL	ACTUAL	BUDGET	BUDGET	DEPT REQ	DEPT REQ	GOV REC	GOV REC
Budget Object Class	DOLLAR	FTE	DOLLAR	FTE	DOLLAR	FTE	DOLLAR	FTE
MDA IT CONSOLIDATION								
Pay Plan - 0000012								
DATA PROCESSOR TECHNICAL	0	0.00	0	0.00	0	0.00	1,044	0.00
DATA PROCESSING MANAGER	0	0.00	0	0.00	0	0.00	1,723	0.00
ASSOC APPLICATIONS DEVELOPER	0	0.00	0	0.00	0	0.00	1,013	0.00
APPLICATIONS DEVELOPER	0	0.00	0	0.00	0	0.00	3,315	0.00
SENIOR APPLICATIONS DEVELOPER	0	0.00	0	0.00	0	0.00	4,910	0.00
APPLICATIONS DEVELOPMENT MGR	0	0.00	0	0.00	0	0.00	81	0.00
COMPUTER OPERATIONS CLERK	0	0.00	0	0.00	0	0.00	64	0.00
BUSINESS ANALYST	0	0.00	0	0.00	0	0.00	1,138	0.00
PROJECT MANAGER	0	0.00	0	0.00	0	0.00	1,012	0.00
QUALITY CONTROL SPECIALIST	0	0.00	0	0.00	0	0.00	90	0.00
SYSTEMS ADMINISTRATION TECH	0	0.00	0	0.00	0	0.00	481	0.00
SENIOR CLIENT SUPPORT TECH	0	0.00	0	0.00	0	0.00	12	0.00
TOTAL - PS	0	0.00	0	0.00	0	0.00	14,883	0.00
GRAND TOTAL	\$0	0.00	\$0	0.00	\$0	0.00	\$14,883	0.00
GENERAL REVENUE	\$0	0.00	\$0	0.00	\$0	0.00	\$10,577	0.00
FEDERAL FUNDS	\$0	0.00	\$0	0.00	\$0	0.00	\$0	0.00
OTHER FUNDS	\$0	0.00	\$0	0.00	\$0	0.00	\$4,306	0.00

DECISION ITEM DETAIL

Budget Unit	FY 2023	FY 2023	FY 2024	FY 2024	FY 2025	FY 2025	FY 2025	FY 2025
Decision Item	ACTUAL	ACTUAL	BUDGET	BUDGET	DEPT REQ	DEPT REQ	GOV REC	GOV REC
Budget Object Class	DOLLAR	FTE	DOLLAR	FTE	DOLLAR	FTE	DOLLAR	FTE
DNR IT CONSOLIDATION								
Pay Plan - 0000012								
DATA PROCESSOR TECHNICAL	0	0.00	0	0.00	0	0.00	1,164	0.00
DATA PROCESSING MANAGER	0	0.00	0	0.00	0	0.00	2,975	0.00
SPECIAL ASST PROFESSIONAL	0	0.00	0	0.00	0	0.00	24	0.00
LEAD ADMIN SUPPORT ASSISTANT	0	0.00	0	0.00	0	0.00	1,071	0.00
ASSOC APPLICATIONS DEVELOPER	0	0.00	0	0.00	0	0.00	35,527	0.00
APPLICATIONS DEVELOPER	0	0.00	0	0.00	0	0.00	11,894	0.00
SENIOR APPLICATIONS DEVELOPER	0	0.00	0	0.00	0	0.00	23,899	0.00
APPLICATIONS DEVELOPMENT SPEC	0	0.00	0	0.00	0	0.00	361	0.00
APPLICATIONS DEVELOPMENT MGR	0	0.00	0	0.00	0	0.00	2,312	0.00
DATA MANAGER	0	0.00	0	0.00	0	0.00	182	0.00
GEOGRAPHIC INFO SYSTEMS SPEC	0	0.00	0	0.00	0	0.00	13,048	0.00
GEOGRAPHIC INFO SYSTEMS SPV	0	0.00	0	0.00	0	0.00	1,763	0.00
BUSINESS ANALYST	0	0.00	0	0.00	0	0.00	3,548	0.00
SENIOR BUSINESS ANALYST	0	0.00	0	0.00	0	0.00	12,714	0.00
SENIOR PROJECT MANAGER	0	0.00	0	0.00	0	0.00	4,618	0.00
SYSTEMS ADMINISTRATION TECH	0	0.00	0	0.00	0	0.00	15,270	0.00
SYSTEMS ADMINISTRATOR	0	0.00	0	0.00	0	0.00	410	0.00
SENIOR CLIENT SUPPORT TECH	0	0.00	0	0.00	0	0.00	5,661	0.00
TOTAL - PS	0	0.00	0	0.00	0	0.00	136,441	0.00
GRAND TOTAL	\$0	0.00	\$0	0.00	\$0	0.00	\$136,441	0.00
GENERAL REVENUE	\$0	0.00	\$0	0.00	\$0	0.00	\$136,441	0.00
FEDERAL FUNDS	\$0	0.00	\$0	0.00	\$0	0.00	\$0	0.00
OTHER FUNDS	\$0	0.00	\$0	0.00	\$0	0.00	\$0	0.00

DECISION ITEM DETAIL

Budget Unit	FY 2023	FY 2023	FY 2024	FY 2024	FY 2025	FY 2025	FY 2025	FY 2025
Decision Item	ACTUAL	ACTUAL	BUDGET	BUDGET	DEPT REQ	DEPT REQ	GOV REC	GOV REC
Budget Object Class	DOLLAR	FTE	DOLLAR	FTE	DOLLAR	FTE	DOLLAR	FTE
DED IT CONSOLIDATION								
Pay Plan - 000012								
DATA PROCESSOR TECHNICAL	0	0.00	0	0.00	0	0.00	13	0.00
DATA PROCESSING MANAGER	0	0.00	0	0.00	0	0.00	1,063	0.00
LEAD ADMIN SUPPORT ASSISTANT	0	0.00	0	0.00	0	0.00	103	0.00
ASSOC APPLICATIONS DEVELOPER	0	0.00	0	0.00	0	0.00	12,982	0.00
APPLICATIONS DEVELOPER	0	0.00	0	0.00	0	0.00	3,367	0.00
SENIOR APPLICATIONS DEVELOPER	0	0.00	0	0.00	0	0.00	2,097	0.00
GEOGRAPHIC INFO SYSTEMS SPEC	0	0.00	0	0.00	0	0.00	648	0.00
BUSINESS ANALYST	0	0.00	0	0.00	0	0.00	661	0.00
SENIOR BUSINESS ANALYST	0	0.00	0	0.00	0	0.00	382	0.00
QUALITY CONTROL TECHNICIAN	0	0.00	0	0.00	0	0.00	2,173	0.00
SYSTEMS ADMINISTRATION TECH	0	0.00	0	0.00	0	0.00	1,230	0.00
SENIOR CLIENT SUPPORT TECH	0	0.00	0	0.00	0	0.00	170	0.00
OTHER	0	0.00	0	0.00	0	0.00	1	0.00
TOTAL - PS	0	0.00	0	0.00	0	0.00	24,890	0.00
GRAND TOTAL	\$0	0.00	\$0	0.00	\$0	0.00	\$24,890	0.00
GENERAL REVENUE	\$0	0.00	\$0	0.00	\$0	0.00	\$11,483	0.00
FEDERAL FUNDS	\$0	0.00	\$0	0.00	\$0	0.00	\$1,167	0.00
OTHER FUNDS	\$0	0.00	\$0	0.00	\$0	0.00	\$12,240	0.00

DECISION ITEM DETAIL

Budget Unit	FY 2023	FY 2023	FY 2024	FY 2024	FY 2025	FY 2025	FY 2025	FY 2025
Decision Item	ACTUAL	ACTUAL	BUDGET	BUDGET	DEPT REQ	DEPT REQ	GOV REC	GOV REC
Budget Object Class	DOLLAR	FTE	DOLLAR	FTE	DOLLAR	FTE	DOLLAR	FTE
DCI IT CONSOLIDATION								
Pay Plan - 0000012								
DATA PROCESSING MANAGER	0	0.00	0	0.00	0	0.00	2,145	0.00
ASSOC APPLICATIONS DEVELOPER	0	0.00	0	0.00	0	0.00	12,666	0.00
APPLICATIONS DEVELOPER	0	0.00	0	0.00	0	0.00	7,948	0.00
SENIOR APPLICATIONS DEVELOPER	0	0.00	0	0.00	0	0.00	4,630	0.00
APPLICATIONS DEVELOPMENT SPEC	0	0.00	0	0.00	0	0.00	899	0.00
APPLICATIONS DEVELOPMENT MGR	0	0.00	0	0.00	0	0.00	954	0.00
BUSINESS ANALYST	0	0.00	0	0.00	0	0.00	3,649	0.00
SENIOR BUSINESS ANALYST	0	0.00	0	0.00	0	0.00	424	0.00
PROJECT MANAGER	0	0.00	0	0.00	0	0.00	4,603	0.00
SYSTEMS ADMINISTRATION TECH	0	0.00	0	0.00	0	0.00	5,447	0.00
CLIENT SUPPORT TECH-TIER 2	0	0.00	0	0.00	0	0.00	15	0.00
SENIOR CLIENT SUPPORT TECH	0	0.00	0	0.00	0	0.00	2	0.00
TOTAL - PS	0	0.00	0	0.00	0	0.00	43,382	0.00
GRAND TOTAL	\$0	0.00	\$0	0.00	\$0	0.00	\$43,382	0.00
GENERAL REVENUE	\$0	0.00	\$0	0.00	\$0	0.00	\$39	0.00
FEDERAL FUNDS	\$0	0.00	\$0	0.00	\$0	0.00	\$0	0.00
OTHER FUNDS	\$0	0.00	\$0	0.00	\$0	0.00	\$43,343	0.00

DECISION ITEM DETAIL

Budget Unit	FY 2023	FY 2023	FY 2024	FY 2024	FY 2025	FY 2025	FY 2025	FY 2025
Decision Item	ACTUAL	ACTUAL	BUDGET	BUDGET	DEPT REQ	DEPT REQ	GOV REC	GOV REC
Budget Object Class	DOLLAR	FTE	DOLLAR	FTE	DOLLAR	FTE	DOLLAR	FTE
DOLIR IT CONSOLIDATION								
Pay Plan - 0000012								
COMPUTER OPER III	0	0.00	0	0.00	0	0.00	14	0.00
COMPUTER OPERATIONS SPV I	0	0.00	0	0.00	0	0.00	14	0.00
COMPUTER OPERATIONS SPV II	0	0.00	0	0.00	0	0.00	14	0.00
CLERK	0	0.00	0	0.00	0	0.00	42	0.00
DATA PROCESSOR TECHNICAL	0	0.00	0	0.00	0	0.00	450	0.00
DATA PROCESSING MANAGER	0	0.00	0	0.00	0	0.00	3,626	0.00
SPECIAL ASST PROFESSIONAL	0	0.00	0	0.00	0	0.00	57	0.00
LEAD ADMIN SUPPORT ASSISTANT	0	0.00	0	0.00	0	0.00	1,452	0.00
ASSOC APPLICATIONS DEVELOPER	0	0.00	0	0.00	0	0.00	55,045	0.00
APPLICATIONS DEVELOPER	0	0.00	0	0.00	0	0.00	46,533	0.00
SENIOR APPLICATIONS DEVELOPER	0	0.00	0	0.00	0	0.00	3,719	0.00
APPLICATIONS DEVELOPMENT MGR	0	0.00	0	0.00	0	0.00	8,752	0.00
COMPUTER OPERATIONS CLERK	0	0.00	0	0.00	0	0.00	14	0.00
DATA MANAGER	0	0.00	0	0.00	0	0.00	68	0.00
BUSINESS ANALYST	0	0.00	0	0.00	0	0.00	4,239	0.00
SENIOR PROJECT MANAGER	0	0.00	0	0.00	0	0.00	2,318	0.00
SYSTEMS ADMINISTRATION TECH	0	0.00	0	0.00	0	0.00	22,509	0.00
SENIOR CLIENT SUPPORT TECH	0	0.00	0	0.00	0	0.00	1,967	0.00
OTHER	0	0.00	0	0.00	0	0.00	7,636	0.00
TOTAL - PS	0	0.00	0	0.00	0	0.00	158,469	0.00
GRAND TOTAL	\$0	0.00	\$0	0.00	\$0	0.00	\$158,469	0.00
GENERAL REVENUE	\$0	0.00	\$0	0.00	\$0	0.00	\$0	0.00
FEDERAL FUNDS	\$0	0.00	\$0	0.00	\$0	0.00	\$146,040	0.00
OTHER FUNDS	\$0	0.00	\$0	0.00	\$0	0.00	\$12,429	0.00

DECISION ITEM DETAIL

Budget Unit	FY 2023	FY 2023	FY 2024	FY 2024	FY 2025	FY 2025	FY 2025	FY 2025
Decision Item	ACTUAL	ACTUAL	BUDGET	BUDGET	DEPT REQ	DEPT REQ	GOV REC	GOV REC
Budget Object Class	DOLLAR	FTE	DOLLAR	FTE	DOLLAR	FTE	DOLLAR	FTE
DPS IT CONSOLIDATION								
Pay Plan - 0000012								
DATA PROCESSOR TECHNICAL	0	0.00	0	0.00	0	0.00	1,006	0.00
DATA PROCESSING MANAGER	0	0.00	0	0.00	0	0.00	2,275	0.00
ASSOC APPLICATIONS DEVELOPER	0	0.00	0	0.00	0	0.00	8,075	0.00
APPLICATIONS DEVELOPER	0	0.00	0	0.00	0	0.00	64	0.00
SENIOR APPLICATIONS DEVELOPER	0	0.00	0	0.00	0	0.00	1,216	0.00
APPLICATIONS DEVELOPMENT MGR	0	0.00	0	0.00	0	0.00	2,431	0.00
BUSINESS ANALYST	0	0.00	0	0.00	0	0.00	11,353	0.00
PROJECT MANAGER	0	0.00	0	0.00	0	0.00	12,937	0.00
SENIOR PROJECT MANAGER	0	0.00	0	0.00	0	0.00	105	0.00
QUALITY CONTROL COORDINATOR	0	0.00	0	0.00	0	0.00	2,984	0.00
SYSTEMS ADMINISTRATION TECH	0	0.00	0	0.00	0	0.00	4,985	0.00
SYSTEMS ADMINISTRATOR	0	0.00	0	0.00	0	0.00	2	0.00
CLIENT SUPPORT TECH-TIER 1	0	0.00	0	0.00	0	0.00	8,676	0.00
SENIOR CLIENT SUPPORT TECH	0	0.00	0	0.00	0	0.00	412	0.00
TOTAL - PS	0	0.00	0	0.00	0	0.00	56,521	0.00
GRAND TOTAL	\$0	0.00	\$0	0.00	\$0	0.00	\$56,521	0.00
GENERAL REVENUE	\$0	0.00	\$0	0.00	\$0	0.00	\$40,693	0.00
FEDERAL FUNDS	\$0	0.00	\$0	0.00	\$0	0.00	\$0	0.00
OTHER FUNDS	\$0	0.00	\$0	0.00	\$0	0.00	\$15,828	0.00

DECISION ITEM DETAIL

Budget Unit	FY 2023	FY 2023	FY 2024	FY 2024	FY 2025	FY 2025	FY 2025	FY 2025
Decision Item	ACTUAL	ACTUAL	BUDGET	BUDGET	DEPT REQ	DEPT REQ	GOV REC	GOV REC
Budget Object Class	DOLLAR	FTE	DOLLAR	FTE	DOLLAR	FTE	DOLLAR	FTE
DHSS IT CONSOLIDATION								
Pay Plan - 0000012								
DATA PROCESSOR TECHNICAL	0	0.00	0	0.00	0	0.00	1,229	0.00
DATA PROCESSING MANAGER	0	0.00	0	0.00	0	0.00	2,880	0.00
SPECIAL ASST PROFESSIONAL	0	0.00	0	0.00	0	0.00	10	0.00
LEAD ADMIN SUPPORT ASSISTANT	0	0.00	0	0.00	0	0.00	1,352	0.00
ASSOC APPLICATIONS DEVELOPER	0	0.00	0	0.00	0	0.00	99,580	0.00
APPLICATIONS DEVELOPER	0	0.00	0	0.00	0	0.00	19,121	0.00
SENIOR APPLICATIONS DEVELOPER	0	0.00	0	0.00	0	0.00	28,828	0.00
APPLICATIONS DEVELOPMENT SPEC	0	0.00	0	0.00	0	0.00	154	0.00
APPLICATIONS DEVELOPMENT MGR	0	0.00	0	0.00	0	0.00	1,164	0.00
GEOGRAPHIC INFO SYSTEMS SPEC	0	0.00	0	0.00	0	0.00	2,580	0.00
BUSINESS ANALYST	0	0.00	0	0.00	0	0.00	3,675	0.00
SENIOR BUSINESS ANALYST	0	0.00	0	0.00	0	0.00	77	0.00
PROJECT MANAGER	0	0.00	0	0.00	0	0.00	19,215	0.00
SENIOR PROJECT MANAGER	0	0.00	0	0.00	0	0.00	41	0.00
SYSTEMS ADMINISTRATION TECH	0	0.00	0	0.00	0	0.00	3,719	0.00
SENIOR CLIENT SUPPORT TECH	0	0.00	0	0.00	0	0.00	457	0.00
TOTAL - PS	0	0.00	0	0.00	0	0.00	184,082	0.00
GRAND TOTAL	\$0	0.00	\$0	0.00	\$0	0.00	\$184,082	0.00
GENERAL REVENUE	\$0	0.00	\$0	0.00	\$0	0.00	\$161,855	0.00
FEDERAL FUNDS	\$0	0.00	\$0	0.00	\$0	0.00	\$0	0.00
OTHER FUNDS	\$0	0.00	\$0	0.00	\$0	0.00	\$22,227	0.00

DECISION ITEM DETAIL

Budget Unit	FY 2023	FY 2023	FY 2024	FY 2024	FY 2025	FY 2025	FY 2025	FY 2025
Decision Item	ACTUAL	ACTUAL	BUDGET	BUDGET	DEPT REQ	DEPT REQ	GOV REC	GOV REC
Budget Object Class	DOLLAR	FTE	DOLLAR	FTE	DOLLAR	FTE	DOLLAR	FTE
DMH IT CONSOLIDATION								
Pay Plan - 0000012								
DATA PROCESSOR TECHNICAL	0	0.00	0	0.00	0	0.00	2,587	0.00
DATA PROCESSING MANAGER	0	0.00	0	0.00	0	0.00	3,999	0.00
LEAD ADMIN SUPPORT ASSISTANT	0	0.00	0	0.00	0	0.00	578	0.00
ASSOC APPLICATIONS DEVELOPER	0	0.00	0	0.00	0	0.00	53,400	0.00
APPLICATIONS DEVELOPER	0	0.00	0	0.00	0	0.00	42,138	0.00
SENIOR APPLICATIONS DEVELOPER	0	0.00	0	0.00	0	0.00	18,627	0.00
APPLICATIONS DEVELOPMENT MGR	0	0.00	0	0.00	0	0.00	417	0.00
DATA TECHNICIAN	0	0.00	0	0.00	0	0.00	15,284	0.00
PROJECT MANAGER	0	0.00	0	0.00	0	0.00	42,622	0.00
SENIOR PROJECT MANAGER	0	0.00	0	0.00	0	0.00	3,540	0.00
SYSTEMS ADMINISTRATION TECH	0	0.00	0	0.00	0	0.00	16,402	0.00
SYSTEMS ADMINISTRATOR	0	0.00	0	0.00	0	0.00	2,922	0.00
CLIENT SUPPORT TECH-TIER 2	0	0.00	0	0.00	0	0.00	7,076	0.00
SENIOR CLIENT SUPPORT TECH	0	0.00	0	0.00	0	0.00	11	0.00
TOTAL - PS	0	0.00	0	0.00	0	0.00	209,603	0.00
GRAND TOTAL	\$0	0.00	\$0	0.00	\$0	0.00	\$209,603	0.00
GENERAL REVENUE	\$0	0.00	\$0	0.00	\$0	0.00	\$207,848	0.00
FEDERAL FUNDS	\$0	0.00	\$0	0.00	\$0	0.00	\$1,755	0.00
OTHER FUNDS	\$0	0.00	\$0	0.00	\$0	0.00	\$0	0.00

DECISION ITEM DETAIL

Budget Unit	FY 2023	FY 2023	FY 2024	FY 2024	FY 2025	FY 2025	FY 2025	FY 2025
Decision Item	ACTUAL	ACTUAL	BUDGET	BUDGET	DEPT REQ	DEPT REQ	GOV REC	GOV REC
Budget Object Class	DOLLAR	FTE	DOLLAR	FTE	DOLLAR	FTE	DOLLAR	FTE
DSS IT CONSOLIDATION								
Pay Plan - 0000012								
DATA PROCESSOR TECHNICAL	0	0.00	0	0.00	0	0.00	9,172	0.00
DATA PROCESSOR PROFESSIONAL	0	0.00	0	0.00	0	0.00	2,087	0.00
DATA PROCESSING MANAGER	0	0.00	0	0.00	0	0.00	3,640	0.00
SPECIAL ASST PROFESSIONAL	0	0.00	0	0.00	0	0.00	71	0.00
LEAD ADMIN SUPPORT ASSISTANT	0	0.00	0	0.00	0	0.00	578	0.00
ASSOC APPLICATIONS DEVELOPER	0	0.00	0	0.00	0	0.00	139,407	0.00
APPLICATIONS DEVELOPER	0	0.00	0	0.00	0	0.00	53,833	0.00
SENIOR APPLICATIONS DEVELOPER	0	0.00	0	0.00	0	0.00	60,034	0.00
APPLICATIONS DEVELOPMENT MGR	0	0.00	0	0.00	0	0.00	16,489	0.00
COMPUTER OPERATIONS CLERK	0	0.00	0	0.00	0	0.00	2,449	0.00
SENIOR PROJECT MANAGER	0	0.00	0	0.00	0	0.00	21,957	0.00
SYSTEMS ADMINISTRATION TECH	0	0.00	0	0.00	0	0.00	22,398	0.00
SYSTEMS ADMINISTRATOR	0	0.00	0	0.00	0	0.00	11,751	0.00
SENIOR CLIENT SUPPORT TECH	0	0.00	0	0.00	0	0.00	177	0.00
OTHER	0	0.00	0	0.00	0	0.00	64	0.00
TOTAL - PS	0	0.00	0	0.00	0	0.00	344,107	0.00
GRAND TOTAL	\$0	0.00	\$0	0.00	\$0	0.00	\$344,107	0.00
GENERAL REVENUE	\$0	0.00	\$0	0.00	\$0	0.00	\$199,989	0.00
FEDERAL FUNDS	\$0	0.00	\$0	0.00	\$0	0.00	\$144,118	0.00
OTHER FUNDS	\$0	0.00	\$0	0.00	\$0	0.00	\$0	0.00

DECISION ITEM DETAIL

Budget Unit	FY 2023	FY 2023	FY 2024	FY 2024	FY 2025	FY 2025	FY 2025	FY 2025
Decision Item	ACTUAL	ACTUAL	BUDGET	BUDGET	DEPT REQ	DEPT REQ	GOV REC	GOV REC
Budget Object Class	DOLLAR	FTE	DOLLAR	FTE	DOLLAR	FTE	DOLLAR	FTE
PERSONNEL - OPERATING								
Pay Plan - 0000012								
DIVISION DIRECTOR	0	0.00	0	0.00	0	0.00	4,241	0.00
DESIGNATED PRINCIPAL ASST DIV	0	0.00	0	0.00	0	0.00	10,791	0.00
BOARD MEMBER	0	0.00	0	0.00	0	0.00	458	0.00
DATA PROCESSOR TECHNICAL	0	0.00	0	0.00	0	0.00	174	0.00
MISCELLANEOUS TECHNICAL	0	0.00	0	0.00	0	0.00	735	0.00
MISCELLANEOUS PROFESSIONAL	0	0.00	0	0.00	0	0.00	35	0.00
SPECIAL ASST PROFESSIONAL	0	0.00	0	0.00	0	0.00	13,293	0.00
LEAD ADMIN SUPPORT ASSISTANT	0	0.00	0	0.00	0	0.00	1,249	0.00
ADMIN SUPPORT PROFESSIONAL	0	0.00	0	0.00	0	0.00	4,898	0.00
ADMINISTRATIVE MANAGER	0	0.00	0	0.00	0	0.00	2,845	0.00
SENIOR RESEARCH/DATA ANALYST	0	0.00	0	0.00	0	0.00	12,712	0.00
RESEARCH DATA ANALYSIS SPV/MGR	0	0.00	0	0.00	0	0.00	2,620	0.00
STAFF DEVELOPMENT TRAINER	0	0.00	0	0.00	0	0.00	2,433	0.00
STAFF DEV TRAINING SPECIALIST	0	0.00	0	0.00	0	0.00	6,504	0.00
SR STAFF DEV TRAINING SPEC	0	0.00	0	0.00	0	0.00	10,798	0.00
HUMAN RESOURCES CONSULTANT AST	0	0.00	0	0.00	0	0.00	3,832	0.00
HUMAN RESOURCES CONSULTANT	0	0.00	0	0.00	0	0.00	33,246	0.00
SR HUMAN RESOURCES CONSULTANT	0	0.00	0	0.00	0	0.00	16,340	0.00
HUMAN RESOURCES CONSLTNT SPEC	0	0.00	0	0.00	0	0.00	1,984	0.00
HUMAN RESOURCES PROGRAM COOR	0	0.00	0	0.00	0	0.00	10,481	0.00
HUMAN RESOURCES PROGRAM DIRCT	0	0.00	0	0.00	0	0.00	6,859	0.00
TOTAL - PS	0	0.00	0	0.00	0	0.00	146,528	0.00
GRAND TOTAL	\$0	0.00	\$0	0.00	\$0	0.00	\$146,528	0.00
GENERAL REVENUE	\$0	0.00	\$0	0.00	\$0	0.00	\$140,450	0.00
FEDERAL FUNDS	\$0	0.00	\$0	0.00	\$0	0.00	\$0	0.00
OTHER FUNDS	\$0	0.00	\$0	0.00	\$0	0.00	\$6,078	0.00

DECISION ITEM DETAIL

Budget Unit	FY 2023	FY 2023	FY 2024	FY 2024	FY 2025	FY 2025	FY 2025	FY 2025
Decision Item	ACTUAL	ACTUAL	BUDGET	BUDGET	DEPT REQ	DEPT REQ	GOV REC	GOV REC
Budget Object Class	DOLLAR	FTE	DOLLAR	FTE	DOLLAR	FTE	DOLLAR	FTE
CNTR FOR OPERATIONL EXCELLENCE								
Pay Plan - 0000012								
PROGRAM MANAGER	0	0.00	0	0.00	0	0.00	3,478	0.00
SPECIAL ASST PROFESSIONAL	0	0.00	0	0.00	0	0.00	9,218	0.00
ADMIN SUPPORT PROFESSIONAL	0	0.00	0	0.00	0	0.00	1,687	0.00
PROJECT MANAGER	0	0.00	0	0.00	0	0.00	2,783	0.00
TOTAL - PS	0	0.00	0	0.00	0	0.00	17,166	0.00
GRAND TOTAL	\$0	0.00	\$0	0.00	\$0	0.00	\$17,166	0.00
GENERAL REVENUE	\$0	0.00	\$0	0.00	\$0	0.00	\$17,166	0.00
FEDERAL FUNDS	\$0	0.00	\$0	0.00	\$0	0.00	\$0	0.00
OTHER FUNDS	\$0	0.00	\$0	0.00	\$0	0.00	\$0	0.00

DECISION ITEM DETAIL

Budget Unit	FY 2023	FY 2023	FY 2024	FY 2024	FY 2025	FY 2025	FY 2025	FY 2025
Decision Item	ACTUAL	ACTUAL	BUDGET	BUDGET	DEPT REQ	DEPT REQ	GOV REC	GOV REC
Budget Object Class	DOLLAR	FTE	DOLLAR	FTE	DOLLAR	FTE	DOLLAR	FTE
PURCHASING OPERATING								
Pay Plan - 0000012								
DIVISION DIRECTOR	0	0.00	0	0.00	0	0.00	4,241	0.00
DESIGNATED PRINCIPAL ASST DIV	0	0.00	0	0.00	0	0.00	2,022	0.00
LEGAL COUNSEL	0	0.00	0	0.00	0	0.00	3,593	0.00
ADMIN SUPPORT ASSISTANT	0	0.00	0	0.00	0	0.00	4,020	0.00
ADMIN SUPPORT PROFESSIONAL	0	0.00	0	0.00	0	0.00	1,617	0.00
SENIOR PROGRAM SPECIALIST	0	0.00	0	0.00	0	0.00	2,421	0.00
RESEARCH/DATA ANALYST	0	0.00	0	0.00	0	0.00	1,760	0.00
PUBLIC RELATIONS COORDINATOR	0	0.00	0	0.00	0	0.00	2,080	0.00
STAFF DEV TRAINING SPECIALIST	0	0.00	0	0.00	0	0.00	2,016	0.00
PROCUREMENT ANALYST	0	0.00	0	0.00	0	0.00	21,472	0.00
PROCUREMENT SPECIALIST	0	0.00	0	0.00	0	0.00	8,117	0.00
PROCUREMENT SUPERVISOR	0	0.00	0	0.00	0	0.00	31,113	0.00
PROCUREMENT MANAGER	0	0.00	0	0.00	0	0.00	6,516	0.00
TOTAL - PS	0	0.00	0	0.00	0	0.00	90,988	0.00
GRAND TOTAL	\$0	0.00	\$0	0.00	\$0	0.00	\$90,988	0.00
GENERAL REVENUE	\$0	0.00	\$0	0.00	\$0	0.00	\$89,766	0.00
FEDERAL FUNDS	\$0	0.00	\$0	0.00	\$0	0.00	\$529	0.00
OTHER FUNDS	\$0	0.00	\$0	0.00	\$0	0.00	\$693	0.00

DECISION ITEM DETAIL

Budget Unit	FY 2023	FY 2023	FY 2024	FY 2024	FY 2025	FY 2025	FY 2025	FY 2025
Decision Item	ACTUAL	ACTUAL	BUDGET	BUDGET	DEPT REQ	DEPT REQ	GOV REC	GOV REC
Budget Object Class	DOLLAR	FTE	DOLLAR	FTE	DOLLAR	FTE	DOLLAR	FTE
ASSET MANAGEMENT								
Pay Plan - 0000012								
DIVISION DIRECTOR	0	0.00	0	0.00	0	0.00	4,237	0.00
DESIGNATED PRINCIPAL ASST DIV	0	0.00	0	0.00	0	0.00	8,014	0.00
LEGAL COUNSEL	0	0.00	0	0.00	0	0.00	5,061	0.00
SPECIAL ASST PROFESSIONAL	0	0.00	0	0.00	0	0.00	6,223	0.00
ADMIN SUPPORT ASSISTANT	0	0.00	0	0.00	0	0.00	25,809	0.00
LEAD ADMIN SUPPORT ASSISTANT	0	0.00	0	0.00	0	0.00	15,171	0.00
ADMIN SUPPORT PROFESSIONAL	0	0.00	0	0.00	0	0.00	1,984	0.00
ADMINISTRATIVE MANAGER	0	0.00	0	0.00	0	0.00	6,704	0.00
SR BUSINESS PROJECT MANAGER	0	0.00	0	0.00	0	0.00	2,853	0.00
SENIOR PROGRAM SPECIALIST	0	0.00	0	0.00	0	0.00	4,431	0.00
PROGRAM MANAGER	0	0.00	0	0.00	0	0.00	2,942	0.00
STORES/WAREHOUSE ASSOCIATE	0	0.00	0	0.00	0	0.00	6,900	0.00
CUSTODIAL SUPERVISOR	0	0.00	0	0.00	0	0.00	9,384	0.00
CUSTODIAL MANAGER	0	0.00	0	0.00	0	0.00	1,881	0.00
DESIGNER	0	0.00	0	0.00	0	0.00	9,781	0.00
ARCHITECT	0	0.00	0	0.00	0	0.00	2,184	0.00
ASSOCIATE ENGINEER	0	0.00	0	0.00	0	0.00	2,104	0.00
PROFESSIONAL ENGINEER	0	0.00	0	0.00	0	0.00	2,818	0.00
ENGINEER SUPERVISOR	0	0.00	0	0.00	0	0.00	3,135	0.00
ENGNG SURVEYING & FIELD TECH	0	0.00	0	0.00	0	0.00	6,466	0.00
ENGNG/ARCHITECT PROJECT MGR	0	0.00	0	0.00	0	0.00	38,246	0.00
SR ENGNG/ARCHITECT PROJECT MGR	0	0.00	0	0.00	0	0.00	15,686	0.00
AGENCY BUDGET ANALYST	0	0.00	0	0.00	0	0.00	2,399	0.00
AGENCY BUDGET SENIOR ANALYST	0	0.00	0	0.00	0	0.00	5,048	0.00
SENIOR ACCOUNTS ASSISTANT	0	0.00	0	0.00	0	0.00	4,547	0.00
ACCOUNTANT	0	0.00	0	0.00	0	0.00	5,594	0.00
INTERMEDIATE ACCOUNTANT	0	0.00	0	0.00	0	0.00	2,439	0.00
ACCOUNTANT MANAGER	0	0.00	0	0.00	0	0.00	3,234	0.00
PROCUREMENT ANALYST	0	0.00	0	0.00	0	0.00	5,324	0.00
PROCUREMENT SPECIALIST	0	0.00	0	0.00	0	0.00	5,976	0.00
PROCUREMENT SUPERVISOR	0	0.00	0	0.00	0	0.00	9,852	0.00
REAL ESTATE SERVICES SPEC	0	0.00	0	0.00	0	0.00	2,431	0.00

DECISION ITEM DETAIL

Budget Unit	FY 2023	FY 2023	FY 2024	FY 2024	FY 2025	FY 2025	FY 2025	FY 2025
Decision Item	ACTUAL	ACTUAL	BUDGET	BUDGET	DEPT REQ	DEPT REQ	GOV REC	GOV REC
Budget Object Class	DOLLAR	FTE	DOLLAR	FTE	DOLLAR	FTE	DOLLAR	FTE
ASSET MANAGEMENT								
Pay Plan - 0000012								
REAL ESTATE SVCS COORDINATOR	0	0.00	0	0.00	0	0.00	13,645	0.00
MAINTENANCE/GROUNDS WORKER	0	0.00	0	0.00	0	0.00	7,647	0.00
MAINTENANCE/GROUNDS TECHNICIAN	0	0.00	0	0.00	0	0.00	203,117	0.00
MAINTENANCE/GROUNDS SUPERVISOR	0	0.00	0	0.00	0	0.00	41,809	0.00
MAINTENANCE/GROUNDS MANAGER	0	0.00	0	0.00	0	0.00	2,452	0.00
SPECIALIZED TRADES WORKER	0	0.00	0	0.00	0	0.00	168,874	0.00
SR SPECIALIZED TRADES WORKER	0	0.00	0	0.00	0	0.00	39,551	0.00
SPECIALIZED TRADES SUPERVISOR	0	0.00	0	0.00	0	0.00	107,536	0.00
SPECIALIZED TRADES MANAGER	0	0.00	0	0.00	0	0.00	20,870	0.00
CONSTRUCTION PROJECT TECH	0	0.00	0	0.00	0	0.00	15,957	0.00
CONSTRUCTION PROJECT SPEC	0	0.00	0	0.00	0	0.00	4,268	0.00
CONSTRUCTION PROJECT SPV	0	0.00	0	0.00	0	0.00	5,048	0.00
CONSTRUCTION PROJECT MANAGER	0	0.00	0	0.00	0	0.00	2,402	0.00
TOTAL - PS	0	0.00	0	0.00	0	0.00	862,034	0.00
GRAND TOTAL	\$0	0.00	\$0	0.00	\$0	0.00	\$862,034	0.00
GENERAL REVENUE	\$0	0.00	\$0	0.00	\$0	0.00	\$0	0.00
FEDERAL FUNDS	\$0	0.00	\$0	0.00	\$0	0.00	\$0	0.00
OTHER FUNDS	\$0	0.00	\$0	0.00	\$0	0.00	\$862,034	0.00

DECISION ITEM DETAIL

Budget Unit	FY 2023	FY 2023	FY 2024	FY 2024	FY 2025	FY 2025	FY 2025	FY 2025
Decision Item	ACTUAL	ACTUAL	BUDGET	BUDGET	DEPT REQ	DEPT REQ	GOV REC	GOV REC
Budget Object Class	DOLLAR	FTE	DOLLAR	FTE	DOLLAR	FTE	DOLLAR	FTE
GENERAL SERVICES - OPERATING								
Pay Plan - 0000012								
DIVISION DIRECTOR	0	0.00	0	0.00	0	0.00	4,290	0.00
DESIGNATED PRINCIPAL ASST DIV	0	0.00	0	0.00	0	0.00	6,176	0.00
MISCELLANEOUS TECHNICAL	0	0.00	0	0.00	0	0.00	5,248	0.00
MISCELLANEOUS PROFESSIONAL	0	0.00	0	0.00	0	0.00	637	0.00
SPECIAL ASST PROFESSIONAL	0	0.00	0	0.00	0	0.00	5	0.00
ADMINISTRATIVE SUPPORT CLERK	0	0.00	0	0.00	0	0.00	18,456	0.00
ADMIN SUPPORT ASSISTANT	0	0.00	0	0.00	0	0.00	32,851	0.00
LEAD ADMIN SUPPORT ASSISTANT	0	0.00	0	0.00	0	0.00	4,442	0.00
ADMIN SUPPORT PROFESSIONAL	0	0.00	0	0.00	0	0.00	17,723	0.00
ADMINISTRATIVE MANAGER	0	0.00	0	0.00	0	0.00	17,368	0.00
ASSOCIATE CUSTOMER SERVICE REP	0	0.00	0	0.00	0	0.00	1,247	0.00
CUSTOMER SERVICE REP	0	0.00	0	0.00	0	0.00	2,012	0.00
CUSTOMER SERVICE SUPERVISOR	0	0.00	0	0.00	0	0.00	1,497	0.00
PROGRAM COORDINATOR	0	0.00	0	0.00	0	0.00	3,106	0.00
RISK/CLAIMS TECHNICIAN	0	0.00	0	0.00	0	0.00	1,166	0.00
SENIOR RISK/CLAIMS TECHNICIAN	0	0.00	0	0.00	0	0.00	6,987	0.00
SENIOR RISK/CLAIMS SPECIALIST	0	0.00	0	0.00	0	0.00	12,190	0.00
RISK/CLAIMS MANAGER	0	0.00	0	0.00	0	0.00	2,261	0.00
MULTIMEDIA SPECIALIST	0	0.00	0	0.00	0	0.00	5,162	0.00
SENIOR MULTIMEDIA SPECIALIST	0	0.00	0	0.00	0	0.00	1,428	0.00
PUBLIC RELATIONS COORDINATOR	0	0.00	0	0.00	0	0.00	1,993	0.00
PROCUREMENT ANALYST	0	0.00	0	0.00	0	0.00	3,207	0.00
PROJECT MANAGER	0	0.00	0	0.00	0	0.00	2,506	0.00
AUTOMOTIVE MECHANIC	0	0.00	0	0.00	0	0.00	6,750	0.00
TOTAL - PS	0	0.00	0	0.00	0	0.00	158,708	0.00
GRAND TOTAL	\$0	0.00	\$0	0.00	\$0	0.00	\$158,708	0.00
GENERAL REVENUE	\$0	0.00	\$0	0.00	\$0	0.00	\$37,807	0.00
FEDERAL FUNDS	\$0	0.00	\$0	0.00	\$0	0.00	\$0	0.00
OTHER FUNDS	\$0	0.00	\$0	0.00	\$0	0.00	\$120,901	0.00

DECISION ITEM DETAIL

Budget Unit	FY 2023	FY 2023	FY 2024	FY 2024	FY 2025	FY 2025	FY 2025	FY 2025
Decision Item	ACTUAL	ACTUAL	BUDGET	BUDGET	DEPT REQ	DEPT REQ	GOV REC	GOV REC
Budget Object Class	DOLLAR	FTE	DOLLAR	FTE	DOLLAR	FTE	DOLLAR	FTE
SURPLUS PROPERTY - OPERATING								
Pay Plan - 0000012								
DESIGNATED PRINCIPAL ASST DIV	0	0.00	0	0.00	0	0.00	78	0.00
MISCELLANEOUS TECHNICAL	0	0.00	0	0.00	0	0.00	1,091	0.00
ADMIN SUPPORT ASSISTANT	0	0.00	0	0.00	0	0.00	4,416	0.00
ADMIN SUPPORT PROFESSIONAL	0	0.00	0	0.00	0	0.00	1,613	0.00
ADMINISTRATIVE MANAGER	0	0.00	0	0.00	0	0.00	5,449	0.00
PROGRAM COORDINATOR	0	0.00	0	0.00	0	0.00	2,398	0.00
STORES/WAREHOUSE ASSISTANT	0	0.00	0	0.00	0	0.00	3,149	0.00
STORES/WAREHOUSE ASSOCIATE	0	0.00	0	0.00	0	0.00	5,153	0.00
STORES/WAREHOUSE SUPERVISOR	0	0.00	0	0.00	0	0.00	2,230	0.00
SR PUBLIC RELATIONS SPECIALIST	0	0.00	0	0.00	0	0.00	2,005	0.00
PROCUREMENT ASSOCIATE	0	0.00	0	0.00	0	0.00	1,698	0.00
AUTOMOTIVE MECHANIC	0	0.00	0	0.00	0	0.00	3,567	0.00
TRANSPORT DRIVER	0	0.00	0	0.00	0	0.00	1,961	0.00
TOTAL - PS	0	0.00	0	0.00	0	0.00	34,808	0.00
GRAND TOTAL	\$0	0.00	\$0	0.00	\$0	0.00	\$34,808	0.00
GENERAL REVENUE	\$0	0.00	\$0	0.00	\$0	0.00	\$0	0.00
FEDERAL FUNDS	\$0	0.00	\$0	0.00	\$0	0.00	\$0	0.00
OTHER FUNDS	\$0	0.00	\$0	0.00	\$0	0.00	\$34,808	0.00

DECISION ITEM DETAIL

Budget Unit	FY 2023	FY 2023	FY 2024	FY 2024	FY 2025	FY 2025	FY 2025	FY 2025
Decision Item	ACTUAL	ACTUAL	BUDGET	BUDGET	DEPT REQ	DEPT REQ	GOV REC	GOV REC
Budget Object Class	DOLLAR	FTE	DOLLAR	FTE	DOLLAR	FTE	DOLLAR	FTE
ADMIN HEARING COMMISSION								
Pay Plan - 0000012								
LEGAL COUNSEL	0	0.00	0	0.00	0	0.00	12,151	0.00
COMMISSION MEMBER	0	0.00	0	0.00	0	0.00	20,559	0.00
SPECIAL ASST OFFICE & CLERICAL	0	0.00	0	0.00	0	0.00	2,090	0.00
PRINCIPAL ASST BOARD/COMMISSON	0	0.00	0	0.00	0	0.00	1,441	0.00
LEAD ADMIN SUPPORT ASSISTANT	0	0.00	0	0.00	0	0.00	1,456	0.00
ADMIN SUPPORT PROFESSIONAL	0	0.00	0	0.00	0	0.00	2,808	0.00
COURT REPORTER	0	0.00	0	0.00	0	0.00	3,863	0.00
PARALEGAL	0	0.00	0	0.00	0	0.00	1,495	0.00
TOTAL - PS	0	0.00	0	0.00	0	0.00	45,863	0.00
GRAND TOTAL	\$0	0.00	\$0	0.00	\$0	0.00	\$45,863	0.00
GENERAL REVENUE	\$0	0.00	\$0	0.00	\$0	0.00	\$38,604	0.00
FEDERAL FUNDS	\$0	0.00	\$0	0.00	\$0	0.00	\$0	0.00
OTHER FUNDS	\$0	0.00	\$0	0.00	\$0	0.00	\$7,259	0.00

DECISION ITEM DETAIL

Budget Unit	FY 2023	FY 2023	FY 2024	FY 2024	FY 2025	FY 2025	FY 2025	FY 2025
Decision Item	ACTUAL	ACTUAL	BUDGET	BUDGET	DEPT REQ	DEPT REQ	GOV REC	GOV REC
Budget Object Class	DOLLAR	FTE	DOLLAR	FTE	DOLLAR	FTE	DOLLAR	FTE
OFFICE OF CHILD ADVOCATE								
Pay Plan - 0000012								
PROGRAM MANAGER	0	0.00	0	0.00	0	0.00	2,644	0.00
LEAD ADMIN SUPPORT ASSISTANT	0	0.00	0	0.00	0	0.00	1,321	0.00
PROGRAM COORDINATOR	0	0.00	0	0.00	0	0.00	2,240	0.00
SR SOCIAL SERVICES SPECIALIST	0	0.00	0	0.00	0	0.00	11,360	0.00
TOTAL - PS	0	0.00	0	0.00	0	0.00	17,565	0.00
GRAND TOTAL	\$0	0.00	\$0	0.00	\$0	0.00	\$17,565	0.00
GENERAL REVENUE	\$0	0.00	\$0	0.00	\$0	0.00	\$12,559	0.00
FEDERAL FUNDS	\$0	0.00	\$0	0.00	\$0	0.00	\$5,006	0.00
OTHER FUNDS	\$0	0.00	\$0	0.00	\$0	0.00	\$0	0.00

DECISION ITEM DETAIL

Budget Unit	FY 2023	FY 2023	FY 2024	FY 2024	FY 2025	FY 2025	FY 2025	FY 2025
Decision Item	ACTUAL	ACTUAL	BUDGET	BUDGET	DEPT REQ	DEPT REQ	GOV REC	GOV REC
Budget Object Class	DOLLAR	FTE	DOLLAR	FTE	DOLLAR	FTE	DOLLAR	FTE
CHILDREN'S TRUST FUND - OPER								
Pay Plan - 0000012								
PRINCIPAL ASST BOARD/COMMISSON	0	0.00	0	0.00	0	0.00	3,331	0.00
ADMIN SUPPORT ASSISTANT	0	0.00	0	0.00	0	0.00	1,331	0.00
AGENCY BUDGET ANALYST	0	0.00	0	0.00	0	0.00	2,112	0.00
GRANTS SPECIALIST	0	0.00	0	0.00	0	0.00	6,338	0.00
TOTAL - PS	0	0.00	0	0.00	0	0.00	13,112	0.00
GRAND TOTAL	\$0	0.00	\$0	0.00	\$0	0.00	\$13,112	0.00
GENERAL REVENUE	\$0	0.00	\$0	0.00	\$0	0.00	\$0	0.00
FEDERAL FUNDS	\$0	0.00	\$0	0.00	\$0	0.00	\$0	0.00
OTHER FUNDS	\$0	0.00	\$0	0.00	\$0	0.00	\$13,112	0.00

DECISION ITEM DETAIL

Budget Unit	FY 2023	FY 2023	FY 2024	FY 2024	FY 2025	FY 2025	FY 2025	FY 2025
Decision Item	ACTUAL	ACTUAL	BUDGET	BUDGET	DEPT REQ	DEPT REQ	GOV REC	GOV REC
Budget Object Class	DOLLAR	FTE	DOLLAR	FTE	DOLLAR	FTE	DOLLAR	FTE
GOV COUNCIL ON DISABILITY								
Pay Plan - 0000012								
PRINCIPAL ASST BOARD/COMMISSON	0	0.00	0	0.00	0	0.00	2,316	0.00
LEAD ADMIN SUPPORT ASSISTANT	0	0.00	0	0.00	0	0.00	1,449	0.00
SENIOR PROGRAM SPECIALIST	0	0.00	0	0.00	0	0.00	3,363	0.00
TOTAL - PS	0	0.00	0	0.00	0	0.00	7,128	0.00
GRAND TOTAL	\$0	0.00	\$0	0.00	\$0	0.00	\$7,128	0.00
GENERAL REVENUE	\$0	0.00	\$0	0.00	\$0	0.00	\$7,128	0.00
FEDERAL FUNDS	\$0	0.00	\$0	0.00	\$0	0.00	\$0	0.00
OTHER FUNDS	\$0	0.00	\$0	0.00	\$0	0.00	\$0	0.00

DECISION ITEM DETAIL

Budget Unit	FY 2023	FY 2023	FY 2024	FY 2024	FY 2025	FY 2025	FY 2025	FY 2025
Decision Item	ACTUAL	ACTUAL	BUDGET	BUDGET	DEPT REQ	DEPT REQ	GOV REC	GOV REC
Budget Object Class	DOLLAR	FTE	DOLLAR	FTE	DOLLAR	FTE	DOLLAR	FTE
MO PUBLIC ENTITY RISK MGMT PG								
Pay Plan - 0000012								
PRINCIPAL ASST BOARD/COMMISSON	0	0.00	0	0.00	0	0.00	4,281	0.00
SENIOR RISK/CLAIMS TECHNICIAN	0	0.00	0	0.00	0	0.00	1,206	0.00
SENIOR RISK/CLAIMS SPECIALIST	0	0.00	0	0.00	0	0.00	8,230	0.00
RISK/CLAIMS SPEC SUPERVISOR	0	0.00	0	0.00	0	0.00	8,340	0.00
SENIOR ACCOUNTS ASSISTANT	0	0.00	0	0.00	0	0.00	1,621	0.00
SENIOR ACCOUNTANT	0	0.00	0	0.00	0	0.00	2,858	0.00
ASSOC APPLICATIONS DEVELOPER	0	0.00	0	0.00	0	0.00	1,774	0.00
TOTAL - PS	0	0.00	0	0.00	0	0.00	28,310	0.00
GRAND TOTAL	\$0	0.00	\$0	0.00	\$0	0.00	\$28,310	0.00
GENERAL REVENUE	\$0	0.00	\$0	0.00	\$0	0.00	\$0	0.00
FEDERAL FUNDS	\$0	0.00	\$0	0.00	\$0	0.00	\$0	0.00
OTHER FUNDS	\$0	0.00	\$0	0.00	\$0	0.00	\$28,310	0.00

DECISION ITEM DETAIL

Budget Unit	FY 2023	FY 2023	FY 2024	FY 2024	FY 2025	FY 2025	FY 2025	FY 2025
Decision Item	ACTUAL	ACTUAL	BUDGET	BUDGET	DEPT REQ	DEPT REQ	GOV REC	GOV REC
Budget Object Class	DOLLAR	FTE	DOLLAR	FTE	DOLLAR	FTE	DOLLAR	FTE
MO ETHICS COM - OPER								
Pay Plan - 0000012								
GENERAL COUNSEL	0	0.00	0	0.00	0	0.00	3,029	0.00
STAFF ATTORNEY	0	0.00	0	0.00	0	0.00	2,424	0.00
ASSISTANT DIRECTOR	0	0.00	0	0.00	0	0.00	3,029	0.00
REPORTING SPECIALIST	0	0.00	0	0.00	0	0.00	8,073	0.00
EXECUTIVE DIRECTOR	0	0.00	0	0.00	0	0.00	3,614	0.00
SUPPORT ASSISTANT	0	0.00	0	0.00	0	0.00	1,084	0.00
ADMINISTRATIVE ASSISTANT	0	0.00	0	0.00	0	0.00	1,288	0.00
DIRECTOR OF BUSINESS SERVICES	0	0.00	0	0.00	0	0.00	2,828	0.00
SENIOR FIELD INVESTIGATOR	0	0.00	0	0.00	0	0.00	7,082	0.00
INVESTIGATOR III	0	0.00	0	0.00	0	0.00	2,504	0.00
SPECIAL INVESTIGATOR	0	0.00	0	0.00	0	0.00	211	0.00
DIRECTOR OF INFORMATION TECH	0	0.00	0	0.00	0	0.00	2,828	0.00
COMPUTER INFO TECHNOLOGIST III	0	0.00	0	0.00	0	0.00	5,255	0.00
PARALEGAL	0	0.00	0	0.00	0	0.00	1,478	0.00
COMPUTER INFO TECHNOLOGIST IV	0	0.00	0	0.00	0	0.00	1,883	0.00
COMMISSION MEMBERS	0	0.00	0	0.00	0	0.00	798	0.00
TOTAL - PS	0	0.00	0	0.00	0	0.00	47,408	0.00
GRAND TOTAL	\$0	0.00	\$0	0.00	\$0	0.00	\$47,408	0.00
GENERAL REVENUE	\$0	0.00	\$0	0.00	\$0	0.00	\$47,408	0.00
FEDERAL FUNDS	\$0	0.00	\$0	0.00	\$0	0.00	\$0	0.00
OTHER FUNDS	\$0	0.00	\$0	0.00	\$0	0.00	\$0	0.00

CORE DECISION ITEM

Department	Office of Administration	Budget Unit	<u>30203C</u>
Division	Commissioner's Office	HB Section	<u>5.005</u>
Core	Operating		

1. CORE FINANCIAL SUMMARY

	FY 2025 Budget Request					FY 2025 Governor's Recommendation			
	GR	Federal	Other	Total		GR	Federal	Other	Total
PS	1,093,860	0	0	1,093,860	PS	1,093,860	0	0	1,093,860
EE	84,333		0	84,333	EE	84,333	0	0	84,333
PSD	0	0	0	0	PSD	0	0	0	0
TRF	0	0	0	0	TRF	0	0	0	0
Total	1,178,193	0	0	1,178,193	Total	1,178,193	0	0	1,178,193
FTE	12.00	0.00	0.00	12.00	FTE	12.00	0.00	0.00	12.00
Est. Fringe	587,910	0	0	587,910	Est. Fringe	587,910	0	0	587,910
<i>Note: Fringes budgeted in House Bill 5 except for certain fringes budgeted directly to MoDOT, Highway Patrol, and Conservation.</i>					<i>Note: Fringes budgeted in House Bill 5 except for certain fringes budgeted directly to MoDOT, Highway Patrol, and Conservation.</i>				
Other Funds:					Other Funds:				

2. CORE DESCRIPTION

The Commissioner's Office provides centralized services to the department, including legislative and policy issue research and tracking, legal counsel, and budget preparation and tracking. The statewide Office of Equal Opportunity (OEO) as well as the newly created Prescription Drug Monitoring Program (PDMP) are also assigned to the Commissioner's Office. The core budgets for OEO & PDMP appear as separate requests.

3. PROGRAM LISTING (list programs included in this core funding)

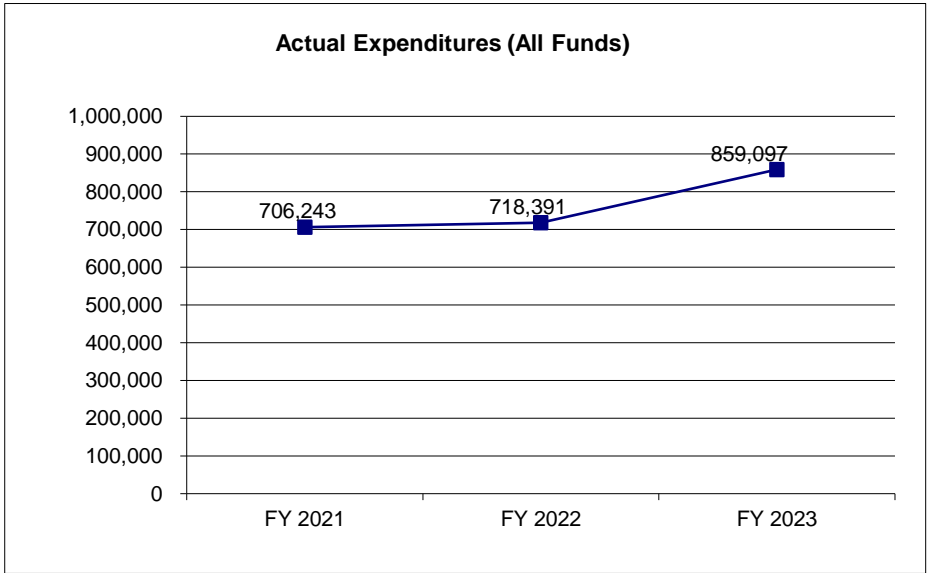
See OA Divisions' program listings.

CORE DECISION ITEM

Department Office of Administration	Budget Unit 30203C
Division Commissioner's Office	
Core Operating	HB Section 5.005

4. FINANCIAL HISTORY

	FY 2021 Actual	FY 2022 Actual	FY 2023 Actual	FY 2024 Current Yr.
Appropriation (All Funds)	1,251,967	811,642	939,843	1,183,055
Less Reverted (All Funds)	(37,559)	(22,720)	(28,196)	(35,492)
Less Restricted (All Funds)*	0	0	0	0
Budget Authority (All Funds)	1,214,408	788,922	911,647	1,147,563
Actual Expenditures (All Funds)	706,243	718,391	859,097	N/A
Unexpended (All Funds)	508,165	70,531	52,550	N/A
Unexpended, by Fund:				
General Revenue	508,165	70,531	859,097	N/A
Federal	0	0		N/A
Other	0	0	0	N/A



Reverted includes the statutory three-percent reserve amount (when applicable).

Restricted includes any Governor's Expenditure Restrictions which remained at the end of the fiscal year (when applicable).

NOTES:

CORE RECONCILIATION DETAIL

STATE
COMMISSIONER'S OFFICE-OPER

5. CORE RECONCILIATION DETAIL

	Budget Class	FTE	GR	Federal	Other	Total	Explanation
TAFP AFTER VETOES							
	PS	12.00	1,093,860	0	0	1,093,860	
	EE	0.00	89,195	0	0	89,195	
	Total	12.00	1,183,055	0	0	1,183,055	
DEPARTMENT CORE ADJUSTMENTS							
1x Expenditures	746 2139 EE	0.00	(4,862)	0	0	(4,862)	Reduction of 1X funding included in the Commissioner's Office Operations NDI.
	NET DEPARTMENT CHANGES	0.00	(4,862)	0	0	(4,862)	
DEPARTMENT CORE REQUEST							
	PS	12.00	1,093,860	0	0	1,093,860	
	EE	0.00	84,333	0	0	84,333	
	Total	12.00	1,178,193	0	0	1,178,193	
GOVERNOR'S RECOMMENDED CORE							
	PS	12.00	1,093,860	0	0	1,093,860	
	EE	0.00	84,333	0	0	84,333	
	Total	12.00	1,178,193	0	0	1,178,193	

DECISION ITEM SUMMARY

Budget Unit									
Decision Item	FY 2023	FY 2023	FY 2024	FY 2024	FY 2025	FY 2025	FY 2025	FY 2025	FY 2025
Budget Object Summary	ACTUAL	ACTUAL	BUDGET	BUDGET	DEPT REQ	DEPT REQ	GOV REC	GOV REC	GOV REC
Fund	DOLLAR	FTE	DOLLAR	FTE	DOLLAR	FTE	DOLLAR	FTE	DOLLAR
COMMISSIONER'S OFFICE-OPER									
CORE									
PERSONAL SERVICES									
GENERAL REVENUE	876,934	9.56	1,093,860	12.00	1,093,860	12.00	1,093,860	12.00	12.00
TOTAL - PS	876,934	9.56	1,093,860	12.00	1,093,860	12.00	1,093,860	12.00	12.00
EXPENSE & EQUIPMENT									
GENERAL REVENUE	371,120	0.00	89,195	0.00	84,333	0.00	84,333	0.00	0.00
TOTAL - EE	371,120	0.00	89,195	0.00	84,333	0.00	84,333	0.00	0.00
TOTAL	1,248,054	9.56	1,183,055	12.00	1,178,193	12.00	1,178,193	12.00	12.00
Pay Plan - 0000012									
PERSONAL SERVICES									
GENERAL REVENUE	0	0.00	0	0.00	0	0.00	35,004	0.00	0.00
TOTAL - PS	0	0.00	0	0.00	0	0.00	35,004	0.00	0.00
TOTAL	0	0.00	0	0.00	0	0.00	35,004	0.00	0.00
GRAND TOTAL	\$1,248,054	9.56	\$1,183,055	12.00	\$1,178,193	12.00	\$1,213,197	12.00	12.00

FLEXIBILITY REQUEST FORM

BUDGET UNIT NUMBER: 30203	DEPARTMENT: Office of Administration
BUDGET UNIT NAME: Commissioner's Office	
HOUSE BILL SECTION: 5.005	DIVISION: Commissioner's Office

1. Provide the amount by fund of personal service flexibility and the amount by fund of expense and equipment flexibility you are requesting in dollar and percentage terms and explain why the flexibility is needed. If flexibility is being requested among divisions, provide the amount by fund of flexibility you are requesting in dollar and percentage terms and explain why the flexibility is needed.

DEPARTMENT REQUEST

PS/EE flexibility of 5% would allow the Commissioner's Office to effectively manage limited resources for the current fiscal year. 5% Flexibility is also requested between sections 5.005, 5.010, 5.015, 5.025, 5.030, 5.055, 5.065, 5.080, 5.095. This is the same request as approved in FY24.

2. Estimate how much flexibility will be used for the budget year. How much flexibility was used in the Prior Year Budget and the Current Year Budget? Please specify the amount.

PRIOR YEAR ACTUAL AMOUNT OF FLEXIBILITY USED	CURRENT YEAR ESTIMATED AMOUNT OF FLEXIBILITY THAT WILL BE USED	BUDGET REQUEST ESTIMATED AMOUNT OF FLEXIBILITY THAT WILL BE USED
\$7,000	Unknown	Unknown

3. Please explain how flexibility was used in the prior and/or current years.

PRIOR YEAR EXPLAIN ACTUAL USE	CURRENT YEAR EXPLAIN PLANNED USE
Funding was flexed from PS to E&E to cover end of year invoices.	Flexibility would be used to effectively manage resources as needed for PS or EE expenditures.

DECISION ITEM DETAIL

Budget Unit	FY 2023	FY 2023	FY 2024	FY 2024	FY 2025	FY 2025	FY 2025	FY 2025
Decision Item	ACTUAL	ACTUAL	BUDGET	BUDGET	DEPT REQ	DEPT REQ	GOV REC	GOV REC
Budget Object Class	DOLLAR	FTE	DOLLAR	FTE	DOLLAR	FTE	DOLLAR	FTE
COMMISSIONER'S OFFICE-OPER								
CORE								
SALARIES & WAGES	0	0.00	146,745	1.00	146,745	1.00	146,745	1.00
STATE DEPARTMENT DIRECTOR	178,299	1.00	196,783	1.00	196,783	1.00	196,783	1.00
DESIGNATED PRINCIPAL ASST DEPT	75,551	1.00	80,091	1.00	80,091	1.00	80,091	1.00
PROGRAM MANAGER	102,538	1.00	0	0.00	0	0.00	0	0.00
CHIEF COUNSEL	95,815	0.75	131,880	1.00	148,007	1.00	148,007	1.00
DATA PROCESSOR TECHNICAL	1,365	0.04	0	0.00	0	0.00	0	0.00
SPECIAL ASST PROFESSIONAL	162,236	2.09	253,553	4.00	164,117	3.00	164,117	3.00
SPECIAL ASST OFFICE & CLERICAL	63,698	1.00	67,526	1.00	67,526	1.00	67,526	1.00
PRINCIPAL BUSINESS PROJECT MGR	63,606	0.75	91,743	1.00	91,743	1.00	91,743	1.00
PROGRAM COORDINATOR	505	0.01	0	0.00	0	0.00	0	0.00
RESEARCH/DATA ANALYST	35,157	0.54	0	0.00	0	0.00	0	0.00
SENIOR RESEARCH/DATA ANALYST	0	0.00	65,220	1.00	67,394	1.00	67,394	1.00
PUBLIC RELATIONS COORDINATOR	42,001	0.58	0	0.00	75,003	1.00	75,003	1.00
AGENCY BUDGET SENIOR ANALYST	53,250	0.76	60,319	1.00	56,451	1.00	56,451	1.00
PROJECT MANAGER	2,913	0.04	0	0.00	0	0.00	0	0.00
TOTAL - PS	876,934	9.56	1,093,860	12.00	1,093,860	12.00	1,093,860	12.00
TRAVEL, IN-STATE	1,681	0.00	6,520	0.00	3,520	0.00	3,520	0.00
TRAVEL, OUT-OF-STATE	5,290	0.00	1,859	0.00	1,859	0.00	1,859	0.00
SUPPLIES	24,940	0.00	17,622	0.00	22,622	0.00	22,622	0.00
PROFESSIONAL DEVELOPMENT	17,851	0.00	9,537	0.00	13,537	0.00	13,537	0.00
COMMUNICATION SERV & SUPP	18,646	0.00	18,325	0.00	18,325	0.00	18,325	0.00
PROFESSIONAL SERVICES	293,624	0.00	11,870	0.00	15,870	0.00	15,870	0.00
M&R SERVICES	831	0.00	500	0.00	500	0.00	500	0.00
COMPUTER EQUIPMENT	0	0.00	9,500	0.00	1,000	0.00	1,000	0.00
OFFICE EQUIPMENT	3,113	0.00	6,362	0.00	1,000	0.00	1,000	0.00
OTHER EQUIPMENT	4,020	0.00	4,900	0.00	3,900	0.00	3,900	0.00
BUILDING LEASE PAYMENTS	0	0.00	400	0.00	400	0.00	400	0.00

DECISION ITEM DETAIL

Budget Unit	FY 2023	FY 2023	FY 2024	FY 2024	FY 2025	FY 2025	FY 2025	FY 2025
Decision Item	ACTUAL	ACTUAL	BUDGET	BUDGET	DEPT REQ	DEPT REQ	GOV REC	GOV REC
Budget Object Class	DOLLAR	FTE	DOLLAR	FTE	DOLLAR	FTE	DOLLAR	FTE
COMMISSIONER'S OFFICE-OPER								
CORE								
MISCELLANEOUS EXPENSES	1,124	0.00	1,800	0.00	1,800	0.00	1,800	0.00
TOTAL - EE	371,120	0.00	89,195	0.00	84,333	0.00	84,333	0.00
GRAND TOTAL	\$1,248,054	9.56	\$1,183,055	12.00	\$1,178,193	12.00	\$1,178,193	12.00
GENERAL REVENUE	\$1,248,054	9.56	\$1,183,055	12.00	\$1,178,193	12.00	\$1,178,193	12.00
FEDERAL FUNDS	\$0	0.00	\$0	0.00	\$0	0.00	\$0	0.00
OTHER FUNDS	\$0	0.00	\$0	0.00	\$0	0.00	\$0	0.00

CORE DECISION ITEM

Department: Office of Administration	Budget Unit <u>30207C</u>
Division: Commissioner's Office	
Core: Office of Equal Opportunity	HB Section <u>5.005</u>

1. CORE FINANCIAL SUMMARY

	FY 2025 Budget Request					FY 2025 Governor's Recommendation			
	GR	Federal	Other	Total		GR	Federal	Other	Total
PS	419,669	0	0	419,669	PS	419,669	0	0	419,669
EE	81,334	0	0	81,334	EE	81,334	0	0	81,334
PSD	0	0	0	0	PSD	0	0	0	0
TRF	0	0	0	0	TRF	0	0	0	0
Total	501,003	0	0	501,003	Total	501,003	0	0	501,003
FTE	7.50	0.00	0.00	7.50	FTE	7.50	0.00	0.00	7.50

Est. Fringe	269,053	0	0	269,053
--------------------	---------	---	---	---------

Note: Fringes budgeted in House Bill 5 except for certain fringes budgeted directly to MoDOT, Highway Patrol, and Conservation.

Est. Fringe	269,053	0	0	269,053
--------------------	---------	---	---	---------

Note: Fringes budgeted in House Bill 5 except for certain fringes budgeted directly to MoDOT, Highway Patrol, and Conservation.

Other Funds: N/A

Other Funds:

2. CORE DESCRIPTION

The Office of Equal Opportunity (OEO) was established in 1994 and is governed by Executive Order 10-24 and 15-06. OEO works to ensure that there is no discrimination in the executive branch of Missouri government against persons on the account of race, color, religion, national origin, sex, ancestry, age, sexual orientation, veteran status or disability; not only in employment practices but in the provision of services and the operation of facilities. OEO is also responsible for monitoring and assisting all departments of the executive branch of state government to ensure equal employment opportunities and compliance with applicable anti-discrimination employment laws. The Director of OEO serves as the State Equal Employment Opportunity (EEO) Officer and has the primary responsibility to ensure all departments of the executive branch of state government comply with all federal and state laws concerning equal opportunities in employment. Additionally, OEO supports supplier diversity in state contracting and procurement by operating the Minority, Women and Service-Disabled Veteran Business Certification Programs (MBE/WBE/SDVE) pursuant to RSMo. Sections 37.020 and 37.023, and Section 34.074. These programs certify businesses to participate in state contracting opportunities, thereby supporting the growth of small businesses and economic development for the State of Missouri.

3. PROGRAM LISTING (list programs included in this core funding)

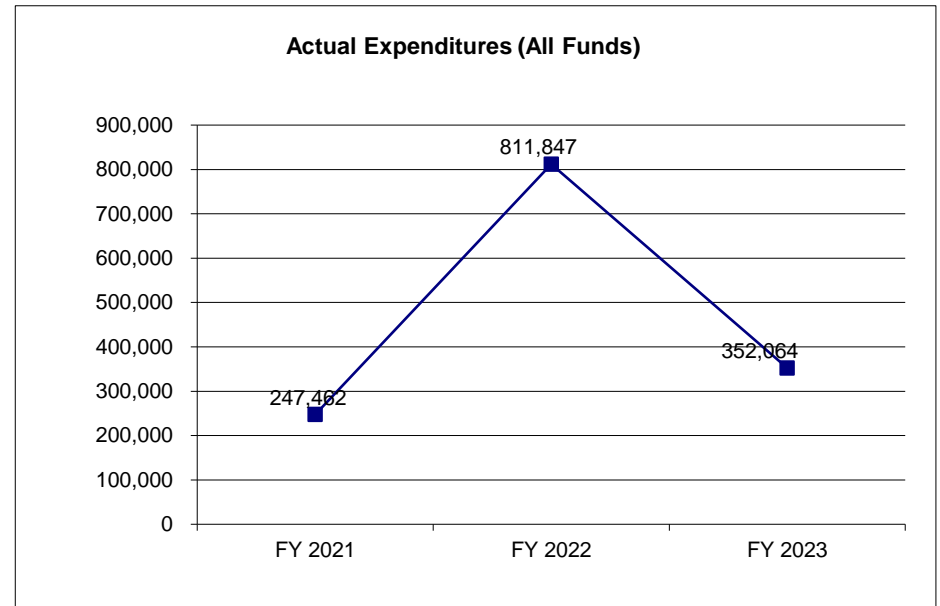
Office of Equal Opportunity

CORE DECISION ITEM

Department: Office of Administration	Budget Unit <u>30207C</u>
Division: Commissioner's Office	
Core: Office of Equal Opportunity	HB Section <u>5.005</u>

4. FINANCIAL HISTORY

	FY 2021 Actual	FY 2022 Actual	FY 2023 Actual	FY 2024 Current Yr.
Appropriation (All Funds)	382,891	886,247	471,838	501,003
Less Reverted (All Funds)	(11,487)	(14,605)	(14,155)	(15,030)
Less Restricted (All Funds)*	0	0	0	0
Budget Authority (All Funds)	371,404	871,642	457,683	485,973
Actual Expenditures (All Funds)	247,462	811,847	352,064	N/A
Unexpended (All Funds)	123,942	59,795	105,619	N/A
Unexpended, by Fund:				
General Revenue	123,942	59,795	105,619	N/A
Federal	0	0	0	N/A
Other	0	0	0	N/A



*Current Year restricted amount is as of _____.

Reverted includes the statutory three percent reserve amount (when applicable).

Restricted includes any Governor's expenditure restrictions which remained at the end of the fiscal year (when applicable).

NOTES:

CORE RECONCILIATION DETAIL

STATE
OFF EQUAL OPPORTUNITY

5. CORE RECONCILIATION DETAIL

	Budget Class	FTE	GR	Federal	Other	Total	Explanation
TAFP AFTER VETOES							
	PS	7.50	419,669	0	0	419,669	
	EE	0.00	81,334	0	0	81,334	
	Total	7.50	501,003	0	0	501,003	
DEPARTMENT CORE REQUEST							
	PS	7.50	419,669	0	0	419,669	
	EE	0.00	81,334	0	0	81,334	
	Total	7.50	501,003	0	0	501,003	
GOVERNOR'S RECOMMENDED CORE							
	PS	7.50	419,669	0	0	419,669	
	EE	0.00	81,334	0	0	81,334	
	Total	7.50	501,003	0	0	501,003	

DECISION ITEM SUMMARY

Budget Unit									
Decision Item	FY 2023	FY 2023	FY 2024	FY 2024	FY 2025	FY 2025	FY 2025	FY 2025	FY 2025
Budget Object Summary	ACTUAL	ACTUAL	BUDGET	BUDGET	DEPT REQ	DEPT REQ	GOV REC	GOV REC	GOV REC
Fund	DOLLAR	FTE	DOLLAR	FTE	DOLLAR	FTE	DOLLAR	FTE	DOLLAR
OFF EQUAL OPPORTUNITY									
CORE									
PERSONAL SERVICES									
GENERAL REVENUE	283,765	4.53	419,669	7.50	419,669	7.50	419,669	7.50	419,669
TOTAL - PS	283,765	4.53	419,669	7.50	419,669	7.50	419,669	7.50	419,669
EXPENSE & EQUIPMENT									
GENERAL REVENUE	68,299	0.00	81,334	0.00	81,334	0.00	81,334	0.00	81,334
TOTAL - EE	68,299	0.00	81,334	0.00	81,334	0.00	81,334	0.00	81,334
TOTAL	352,064	4.53	501,003	7.50	501,003	7.50	501,003	7.50	501,003
Pay Plan - 0000012									
PERSONAL SERVICES									
GENERAL REVENUE	0	0.00	0	0.00	0	0.00	13,428	0.00	13,428
TOTAL - PS	0	0.00	0	0.00	0	0.00	13,428	0.00	13,428
TOTAL	0	0.00	0	0.00	0	0.00	13,428	0.00	13,428
GRAND TOTAL	\$352,064	4.53	\$501,003	7.50	\$501,003	7.50	\$514,431	7.50	\$514,431

FLEXIBILITY REQUEST FORM

BUDGET UNIT NUMBER: 30207	DEPARTMENT: Office of Administration
BUDGET UNIT NAME: Office of Equal Opportunity	
HOUSE BILL SECTION: 5.005	DIVISION: Commissioner's Office

1. Provide the amount by fund of personal service flexibility and the amount by fund of expense and equipment flexibility you are requesting in dollar and percentage terms and explain why the flexibility is needed. If flexibility is being requested among divisions, provide the amount by fund of flexibility you are requesting in dollar and percentage terms and explain why the flexibility is needed.

DEPARTMENT REQUEST

PS/EE flexibility of 25% would allow the Office of Equal Opportunity to effectively manage limited resources for additional FTE or EE expenditures as needed for the current fiscal year. This is the same request as approved in FY24.

2. Estimate how much flexibility will be used for the budget year. How much flexibility was used in the Prior Year Budget and the Current Year Budget? Please specify the amount.

PRIOR YEAR ACTUAL AMOUNT OF FLEXIBILITY USED	CURRENT YEAR ESTIMATED AMOUNT OF FLEXIBILITY THAT WILL BE USED	BUDGET REQUEST ESTIMATED AMOUNT OF FLEXIBILITY THAT WILL BE USED
\$0	Unknown	Unknown

3. Please explain how flexibility was used in the prior and/or current years.

PRIOR YEAR EXPLAIN ACTUAL USE	CURRENT YEAR EXPLAIN PLANNED USE
N/A	Flexibility would be used to effectively manage limited resources as needed for FTE or EE expenditures.

DECISION ITEM DETAIL

Budget Unit	FY 2023	FY 2023	FY 2024	FY 2024	FY 2025	FY 2025	FY 2025	FY 2025
Decision Item	ACTUAL	ACTUAL	BUDGET	BUDGET	DEPT REQ	DEPT REQ	GOV REC	GOV REC
Budget Object Class	DOLLAR	FTE	DOLLAR	FTE	DOLLAR	FTE	DOLLAR	FTE
OFF EQUAL OPPORTUNITY								
CORE								
DESIGNATED PRINCIPAL ASST DEPT	95,684	1.00	103,265	1.00	103,265	1.00	103,265	1.00
CLERK	0	0.00	209	0.00	0	0.00	0	0.00
MISCELLANEOUS TECHNICAL	7,504	0.20	1	0.00	39,670	1.50	39,670	1.50
SPECIAL ASST PROFESSIONAL	64,433	0.83	75,899	1.00	82,904	1.00	82,904	1.00
ADMIN SUPPORT ASSISTANT	15,112	0.47	32,610	1.00	0	0.00	0	0.00
PROGRAM ASSISTANT	14,348	0.33	35,109	1.00	43,480	1.00	43,480	1.00
PROGRAM SPECIALIST	60,642	1.20	96,135	2.00	100,350	2.00	100,350	2.00
SENIOR PROGRAM SPECIALIST	0	0.00	16,656	0.50	0	0.00	0	0.00
RESEARCH/DATA ANALYST	26,042	0.50	59,785	1.00	50,000	1.00	50,000	1.00
TOTAL - PS	283,765	4.53	419,669	7.50	419,669	7.50	419,669	7.50
TRAVEL, IN-STATE	10,341	0.00	14,779	0.00	25,779	0.00	25,779	0.00
TRAVEL, OUT-OF-STATE	3,007	0.00	2,000	0.00	2,000	0.00	2,000	0.00
SUPPLIES	6,475	0.00	7,012	0.00	7,012	0.00	7,012	0.00
PROFESSIONAL DEVELOPMENT	22,995	0.00	4,000	0.00	7,000	0.00	7,000	0.00
COMMUNICATION SERV & SUPP	3,908	0.00	7,000	0.00	7,000	0.00	7,000	0.00
PROFESSIONAL SERVICES	7,656	0.00	39,607	0.00	19,677	0.00	19,677	0.00
M&R SERVICES	1,257	0.00	1,350	0.00	1,350	0.00	1,350	0.00
OFFICE EQUIPMENT	2,519	0.00	1,986	0.00	2,986	0.00	2,986	0.00
OTHER EQUIPMENT	2,817	0.00	1,000	0.00	2,830	0.00	2,830	0.00
PROPERTY & IMPROVEMENTS	4,344	0.00	0	0.00	100	0.00	100	0.00
BUILDING LEASE PAYMENTS	1,466	0.00	1,500	0.00	1,500	0.00	1,500	0.00
EQUIPMENT RENTALS & LEASES	0	0.00	100	0.00	100	0.00	100	0.00
MISCELLANEOUS EXPENSES	1,514	0.00	1,000	0.00	4,000	0.00	4,000	0.00
TOTAL - EE	68,299	0.00	81,334	0.00	81,334	0.00	81,334	0.00
GRAND TOTAL	\$352,064	4.53	\$501,003	7.50	\$501,003	7.50	\$501,003	7.50
GENERAL REVENUE	\$352,064	4.53	\$501,003	7.50	\$501,003	7.50	\$501,003	7.50
FEDERAL FUNDS	\$0	0.00	\$0	0.00	\$0	0.00	\$0	0.00
OTHER FUNDS	\$0	0.00	\$0	0.00	\$0	0.00	\$0	0.00

PROGRAM DESCRIPTION

Department: Office of Administration

HB Section(s): 5.005

Program Name: Office of Equal Opportunity

Program is found in the following core budget(s): Office of Equal Opportunity

1a. What strategic priority does this program address?

The Office of Equal Opportunity (OEO) exists to ensure there is no discrimination in the executive branch of Missouri government against persons on the account of race, color, religion, national origin, sex, ancestry, age, sexual orientation, veteran status or disability in employment practices and the provision of services and operation of facilities. OEO promotes equal opportunities and a diversified workforce within state government and works to assist minorities, women and service-disabled veterans with the platform to participate in the state of Missouri's procurement opportunities for various supplies, construction, equipment, and services, thereby supporting the growth of small businesses and economic development for Missouri. These programs are supported by robust outreach, development, and engagement efforts. OEO ensures compliance with all applicable anti-discrimination laws in employment and the provision of services.

1b. What does this program do?

Workforce Diversity and EEO Program – OEO will assist and support state executive departments;

- In their efforts to build and retain a welcoming and inclusive environment that promotes and encourages equal opportunities for its workforce
- Maintain equal opportunities in employment and an inclusive workforce through assisting and monitoring the creation of executive department workforce diversity plans as required under Executive Order 10-24. These plans allow OEO to promote an inclusive workforce while monitoring and ensuring compliance with applicable anti-discrimination laws.
- Developing and implementing strategies and programs designed to support the retention and success of our state employees and workforce.

Supplier Diversity Program - OEO:

- Establishes the Minority, Women and Service-Disabled Veteran-owned Business Enterprise (MBE/WBE/SDVE) Certification program that certifies businesses to participate in procurement opportunities in both private and public sectors.
- Maintain a current directory of certified MBE/WBE/SDVE's, while encouraging the utilization of these certified businesses by executive departments in state procurements and contracting.
- Develop and promote access to information, resources, and capital that will lead to contracting opportunities and assist in the growth of small business and economic development for the state of Missouri.

Outreach and Engagement – OEO:

- Supports Workforce and Supplier Diversity Programs and the state procurement and purchasing efforts through engagement with strategize stakeholders, partnership development and Memorandums of Understanding (MOU's).

PROGRAM DESCRIPTION

Department: Office of Administration

HB Section(s): 5.005

Program Name: Office of Equal Opportunity

Program is found in the following core budget(s): Office of Equal Opportunity

2a. Provide an activity measure(s) for the program.

Workforce Diversity and EEO

- Review and monitor policies, programs and training for EEO compliance with applicable anti-discrimination laws.
- Demographics of employees in executive, director and supervisory positions
- .
- Demographics in the workforce compared to the Bureau of Labor Statistics for the state and by region
- Reviews periodic training that cover the topics of Discrimination, Sexual Harassment, and Cultural and Workforce Diversity

Supplier Diversity:

- Number of MBE/WBE/SDVE certifications on annual basis
- Number of certifications renewed or recertified

2b. Provide a measure(s) of the program's quality.

- Customer Satisfaction Surveys and Focus Group
- Average number of days to process certification applications
- Demographics of applicants for state employment compared to the Bureau of Labor Statistics numbers by state and region

2c. Provide a measure(s) of the program's impact.

- Increase utilization of MBE/WBE/SDVE vendors in state procurement opportunities
- Increase the representation of employees in the state workforce that reflect the makeup of the state population at all levels of employment

PROGRAM DESCRIPTION

Department: Office of Administration

HB Section(s): 5.005

Program Name: Office of Equal Opportunity

Program is found in the following core budget(s): Office of Equal Opportunity

2d. Provide a measure(s) of the program's efficiency.

(i) Certifications

	Total new M/WBE applications received	Standard	Rapid In-State	Rapid Out-of-State
FY23	294	239	19	36
FY22	292	229	16	47
FY21	306	237	23	46

	Total M/WBE certified vendors	MBE	WBE	M/WBE	SDVE
FY23	1493	386	778	329	187
FY22	1457	374	761	229	**
FY21	1579	415	851	313	**

**SDVE Program administered by Division of Purchasing.

(ii) Total certified M/WBE vendors compared to other states

Certified M/WBE Totals	Missouri	Indiana	Tennessee	Wisconsin
FY23	1493	1690	1728	1180

(iii) Workforce Diversity

	FY23	FY22	FY21	Increase/Decrease FY22 – FY23	Percent change FY22 – FY23
Total Minorities in Executive Departments	14.86%	14.38%	14.74%	0.48	0.32%
Total Women in Executive Departments	54.60%	54.13%	54.33%	0.47	0.86%

(iv) Outreach Events

	FY23	FY22	FY21
Number of events	42	58	20

PROGRAM DESCRIPTION

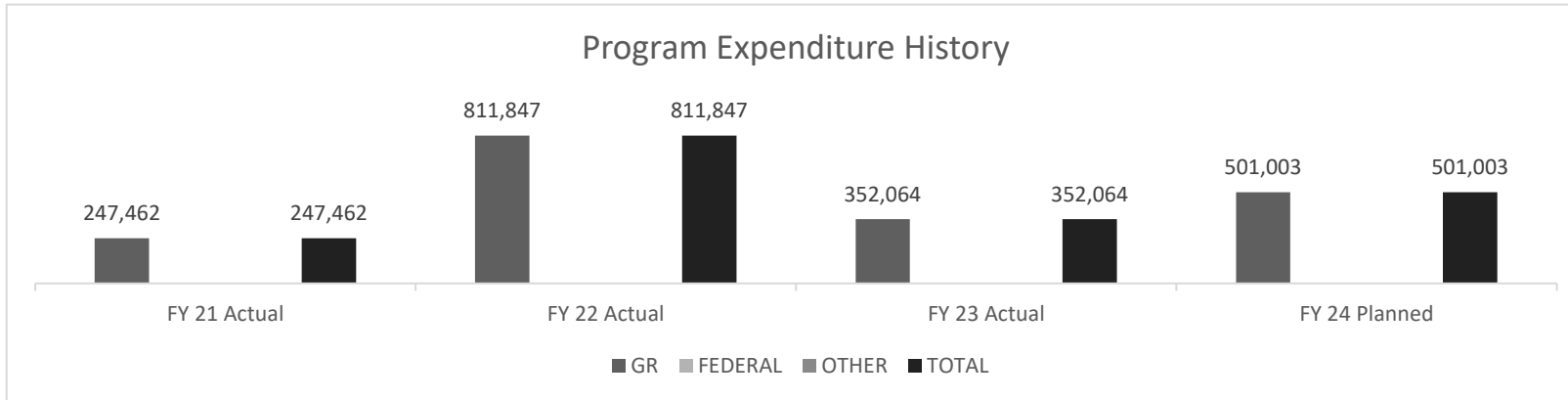
Department: Office of Administration

HB Section(s): 5.005

Program Name: Office of Equal Opportunity

Program is found in the following core budget(s): Office of Equal Opportunity

3. Provide actual expenditures for the prior three fiscal years and planned expenditures for the current fiscal year. (Note: Amounts do not include fringe benefit costs.)



4. What are the sources of the "Other" funds? None

5. What is the authorization for this program, i.e., federal or state statute, etc.? (Include the federal program number, if applicable.)

Executive Order 15-06 and 10-24 and RSMo Sections 37.020, 37.023, and 34.074

6. Are there federal matching requirements? If yes, please explain.

No

7. Is this a federally mandated program? If yes, please explain.

No

CORE DECISION ITEM

Department Office of Administration	Budget Unit 30210C
Division Commissioner's Office	
Core Prescription Drug Monitoring Program	HB Section 5.005

1. CORE FINANCIAL SUMMARY

	FY 2025 Budget Request					FY 2025 Governor's Recommendation			
	GR	Federal	Other	Total		GR	Federal	Other	Total
PS	249,902	0	0	249,902	PS	249,902	0	0	249,902
EE	545,000		0	545,000	EE	545,000	0	0	545,000
PSD	0	0	0	0	PSD	0	0	0	0
TRF	0	0	0	0	TRF	0	0	0	0
Total	794,902	0	0	794,902	Total	794,902	0	0	794,902
FTE	3.00	0.00	0.00	3.00	FTE	3.00	0.00	0.00	3.00

Est. Fringe	138,195	0	0	138,195
--------------------	---------	---	---	---------

Note: Fringes budgeted in House Bill 5 except for certain fringes budgeted directly to MoDOT, Highway Patrol, and Conservation.

Est. Fringe	138,195	0	0	138,195
--------------------	---------	---	---	---------

Note: Fringes budgeted in House Bill 5 except for certain fringes budgeted directly to MoDOT, Highway Patrol, and Conservation.

Other Funds:

Other Funds:

2. CORE DESCRIPTION

The Prescription Drug Monitoring Program (PDMP) was established through new legislation during the 2021 regular session for the purpose of overseeing the collection and use of patient dispensation information for prescribed controlled substances. A newly created Prescription Drug Monitoring Task Force will oversee this program with technical, legal, and administrative support being provided by the Office of Administration. This program also requires the joint oversight task force to enter into a contract with a vendor through a competitive bid process for operation of the prescription drug monitoring program. The vendor shall be responsible for the collection and maintenance of patient dispensation information.

3. PROGRAM LISTING (list programs included in this core funding)

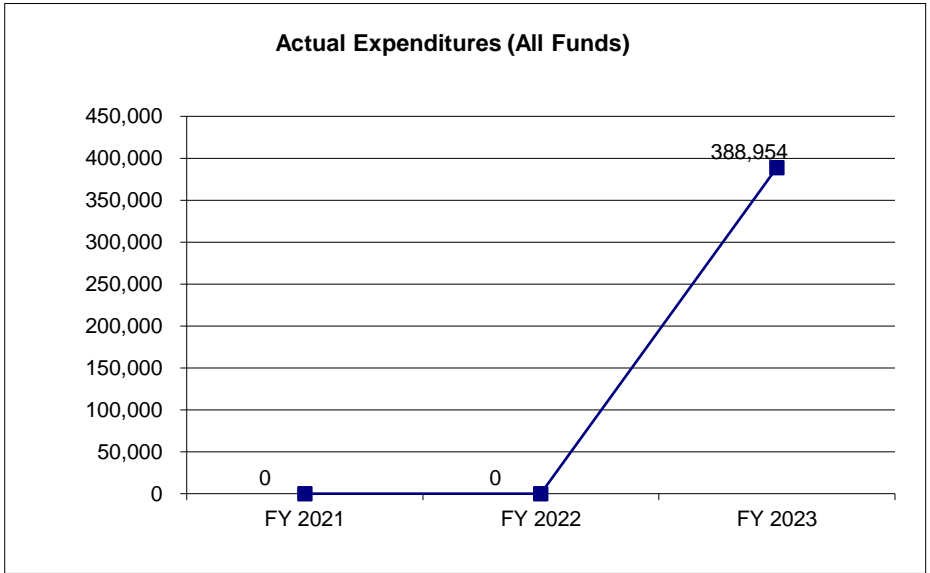
Prescription Drug Monitoring Program (PDMP)

CORE DECISION ITEM

Department Office of Administration	Budget Unit 30210C
Division Commissioner's Office	
Core Prescription Drug Monitoring Program	HB Section 5.005

4. FINANCIAL HISTORY

	FY 2021 Actual	FY 2022 Actual	FY 2023 Actual	FY 2024 Current Yr.
Appropriation (All Funds)	0	0	2,525,552	2,585,554
Less Reverted (All Funds)	0	0	(63,767)	(65,567)
Less Restricted (All Funds)*	0	0	0	0
Budget Authority (All Funds)	0	0	2,461,785	2,519,987
Actual Expenditures (All Funds)	0	0	388,954	N/A
Unexpended (All Funds)	0	0	2,072,831	N/A
Unexpended, by Fund:				
General Revenue	0	0	1,672,831	N/A
Federal	0	0	400,000	N/A
Other	0	0	0	N/A



Reverted includes the statutory three-percent reserve amount (when applicable).

Restricted includes any Governor's Expenditure Restrictions which remained at the end of the fiscal year (when applicable).

NOTES:

CORE RECONCILIATION DETAIL

**STATE
PRES DRUG MONITORING**

5. CORE RECONCILIATION DETAIL

	Budget Class	FTE	GR	Federal	Other	Total	Explanation
TAFP AFTER VETOES							
	PS	3.00	249,902	0	0	249,902	
	EE	0.00	1,935,652	400,000	0	2,335,652	
	Total	3.00	2,185,554	400,000	0	2,585,554	
DEPARTMENT CORE ADJUSTMENTS							
1x Expenditures	752 2932	EE	0.00	0	(400,000)	0	(400,000) Reduction of 1X funding for the Prescription Drug Monitoring Program.
1x Expenditures	752 2931	EE	0.00	(1,390,652)	0	0	(1,390,652) Reduction of 1X funding for the Prescription Drug Monitoring Program.
	NET DEPARTMENT CHANGES		0.00	(1,390,652)	(400,000)	0	(1,790,652)
DEPARTMENT CORE REQUEST							
	PS	3.00	249,902	0	0	249,902	
	EE	0.00	545,000	0	0	545,000	
	Total	3.00	794,902	0	0	794,902	
GOVERNOR'S RECOMMENDED CORE							
	PS	3.00	249,902	0	0	249,902	
	EE	0.00	545,000	0	0	545,000	
	Total	3.00	794,902	0	0	794,902	

DECISION ITEM SUMMARY

Budget Unit									
Decision Item	FY 2023	FY 2023	FY 2024	FY 2024	FY 2025	FY 2025	FY 2025	FY 2025	FY 2025
Budget Object Summary	ACTUAL	ACTUAL	BUDGET	BUDGET	DEPT REQ	DEPT REQ	GOV REC	GOV REC	GOV REC
Fund	DOLLAR	FTE	DOLLAR	FTE	DOLLAR	FTE	DOLLAR	FTE	DOLLAR
PRES DRUG MONITORING									
CORE									
PERSONAL SERVICES									
GENERAL REVENUE	0	0.00	249,902	3.00	249,902	3.00	249,902	3.00	3.00
TOTAL - PS	0	0.00	249,902	3.00	249,902	3.00	249,902	3.00	3.00
EXPENSE & EQUIPMENT									
GENERAL REVENUE	0	0.00	1,935,652	0.00	545,000	0.00	545,000	0.00	0.00
OA-FEDERAL AND OTHER	0	0.00	400,000	0.00	0	0.00	0	0.00	0.00
TOTAL - EE	0	0.00	2,335,652	0.00	545,000	0.00	545,000	0.00	0.00
TOTAL	0	0.00	2,585,554	3.00	794,902	3.00	794,902	3.00	3.00
Pay Plan - 0000012									
PERSONAL SERVICES									
GENERAL REVENUE	0	0.00	0	0.00	0	0.00	7,997	0.00	0.00
TOTAL - PS	0	0.00	0	0.00	0	0.00	7,997	0.00	0.00
TOTAL	0	0.00	0	0.00	0	0.00	7,997	0.00	0.00
PDMP Additional Authority - 1300007									
EXPENSE & EQUIPMENT									
GENERAL REVENUE	0	0.00	0	0.00	652,211	0.00	652,211	0.00	0.00
TOTAL - EE	0	0.00	0	0.00	652,211	0.00	652,211	0.00	0.00
TOTAL	0	0.00	0	0.00	652,211	0.00	652,211	0.00	0.00
GRAND TOTAL	\$0	0.00	\$2,585,554	3.00	\$1,447,113	3.00	\$1,455,110	3.00	3.00

1/19/24 12:30

im_disummary

FLEXIBILITY REQUEST FORM

BUDGET UNIT NUMBER: 30210C	DEPARTMENT: Office of Administration
BUDGET UNIT NAME: Prescription Drug Monitoring	
HOUSE BILL SECTION: 5.005	DIVISION: Commissioner's Office

1. Provide the amount by fund of personal service flexibility and the amount by fund of expense and equipment flexibility you are requesting in dollar and percentage terms and explain why the flexibility is needed. If flexibility is being requested among divisions, provide the amount by fund of flexibility you are requesting in dollar and percentage terms and explain why the flexibility is needed.

DEPARTMENT REQUEST

PS/EE flexibility of 25% would allow the Prescription Drug Monitoring Program to effectively manage limited resources as needed during the fiscal year. This is the same request as approved in FY24.

2. Estimate how much flexibility will be used for the budget year. How much flexibility was used in the Prior Year Budget and the Current Year Budget? Please specify the amount.

PRIOR YEAR ACTUAL AMOUNT OF FLEXIBILITY USED	CURRENT YEAR ESTIMATED AMOUNT OF FLEXIBILITY THAT WILL BE USED	BUDGET REQUEST ESTIMATED AMOUNT OF FLEXIBILITY THAT WILL BE USED
\$0	Unknown	Unknown

3. Please explain how flexibility was used in the prior and/or current years.

PRIOR YEAR EXPLAIN ACTUAL USE	CURRENT YEAR EXPLAIN PLANNED USE
N/A	Flexibility would be used to effectively manage limited resources as needed for effectively managing the program.

DECISION ITEM DETAIL

Budget Unit	FY 2023	FY 2023	FY 2024	FY 2024	FY 2025	FY 2025	FY 2025	FY 2025
Decision Item	ACTUAL	ACTUAL	BUDGET	BUDGET	DEPT REQ	DEPT REQ	GOV REC	GOV REC
Budget Object Class	DOLLAR	FTE	DOLLAR	FTE	DOLLAR	FTE	DOLLAR	FTE
PRES DRUG MONITORING								
CORE								
PROGRAM MANAGER	0	0.00	114,679	1.00	114,679	1.00	114,679	1.00
LEGAL COUNSEL	0	0.00	91,743	1.00	91,743	1.00	91,743	1.00
ADMIN SUPPORT PROFESSIONAL	0	0.00	43,480	1.00	43,480	1.00	43,480	1.00
TOTAL - PS	0	0.00	249,902	3.00	249,902	3.00	249,902	3.00
TRAVEL, IN-STATE	0	0.00	15,000	0.00	15,000	0.00	15,000	0.00
SUPPLIES	0	0.00	2,000	0.00	2,000	0.00	2,000	0.00
PROFESSIONAL DEVELOPMENT	0	0.00	1,000	0.00	1,000	0.00	1,000	0.00
COMMUNICATION SERV & SUPP	0	0.00	500	0.00	500	0.00	500	0.00
PROFESSIONAL SERVICES	0	0.00	2,315,652	0.00	525,000	0.00	525,000	0.00
OFFICE EQUIPMENT	0	0.00	500	0.00	500	0.00	500	0.00
OTHER EQUIPMENT	0	0.00	500	0.00	500	0.00	500	0.00
MISCELLANEOUS EXPENSES	0	0.00	500	0.00	500	0.00	500	0.00
TOTAL - EE	0	0.00	2,335,652	0.00	545,000	0.00	545,000	0.00
GRAND TOTAL	\$0	0.00	\$2,585,554	3.00	\$794,902	3.00	\$794,902	3.00
GENERAL REVENUE	\$0	0.00	\$2,185,554	3.00	\$794,902	3.00	\$794,902	3.00
FEDERAL FUNDS	\$0	0.00	\$400,000	0.00	\$0	0.00	\$0	0.00
OTHER FUNDS	\$0	0.00	\$0	0.00	\$0	0.00	\$0	0.00

NEW DECISION ITEM
RANK: _____ **OF** _____

Department Office of Administration	Budget Unit 30210C
Division Prescription Drug Monitoring	
DI Name PDMP Additional Authority DI# 1300007	HB Section 5.005

1. AMOUNT OF REQUEST

	FY 2025 Budget Request					FY 2025 Governor's Recommendation			
	GR	Federal	Other	Total		GR	Federal	Other	Total
PS		0		0	PS	0	0		0
EE	652,211			652,211	EE	652,211			652,211
PSD	0	0		0	PSD	0	0		0
TRF	0	0		0	TRF	0	0		0
Total	652,211	0	0	652,211	Total	652,211	0	0	652,211
FTE	0.00	0.00	0.00	0.00	FTE	0.00	0.00	0.00	0.00

Est. Fringe	0	0	0
--------------------	---	---	---

Note: Fringes budgeted in House Bill 5 except for certain fringes budgeted directly to MoDOT, Highway Patrol, and Conservation.

Est. Fringe	0	0	0
--------------------	---	---	---

Note: Fringes budgeted in House Bill 5 except for certain fringes budgeted directly to MoDOT, Highway Patrol, and Conservation.

Other Funds:
Non-Counts:

Other Funds:
Non-Counts:

2. THIS REQUEST CAN BE CATEGORIZED AS:

<input type="checkbox"/> New Legislation	<input type="checkbox"/> New Program	<input type="checkbox"/> Fund Switch
<input type="checkbox"/> Federal Mandate	<input type="checkbox"/> Program Expansion	<input checked="" type="checkbox"/> Cost to Continue
<input type="checkbox"/> GR Pick-Up	<input type="checkbox"/> Space Request	<input type="checkbox"/> Equipment Replacement
<input type="checkbox"/> Pay Plan	<input type="checkbox"/> Other: _____	

3. WHY IS THIS FUNDING NEEDED? PROVIDE AN EXPLANATION FOR ITEMS CHECKED IN #2. INCLUDE THE FEDERAL OR STATE STATUTORY OR CONSTITUTIONAL AUTHORIZATION FOR THIS PROGRAM.

One time funding was added in FY24 for operation of the Prescription Drug Monitoring Program (PDMP) that will be operational this fiscal year. This item requests ongoing funding that is needed to cover the cost of the contract that was awarded to Bamboo Health in January of 2023. The process for acquiring historic dispensation data from St. Louis County continues with an anticipated agreement date to be realized in December of 2023.

NEW DECISION ITEM
RANK: _____ **OF** _____

Department Office of Administration	Budget Unit 30210C
Division Prescription Drug Monitoring	
DI Name PDMP Additional Authority DI# 1300007	HB Section 5.005

4. DESCRIBE THE DETAILED ASSUMPTIONS USED TO DERIVE THE SPECIFIC REQUESTED AMOUNT. (How did you determine that the requested number of FTE were appropriate? From what source or standard did you derive the requested levels of funding? Were alternatives such as outsourcing or automation considered? If based on new legislation, does request tie to TAFP fiscal note? If not, explain why. Detail which portions of the request are one-times and how those amounts were calculated.)

Missouri contracted with Bamboo Health to provide the system necessary for the statewide Prescription Drug Monitoring Program (PDMP). Ongoing funding of \$525,000 was budgeted in FY24 for covering the ongoing cost of the contract. The base renewal contract cost is \$1,145,595 plus \$158.08 per hour for any technical support needed.

Contract Renewal-System Subscription Licensing Cost	1,145,595
Estimated Technical Support Cost	31,616
Less Available Core	(525,000)
Total Estimated Need	652,211

5. BREAK DOWN THE REQUEST BY BUDGET OBJECT CLASS, JOB CLASS, AND FUND SOURCE. IDENTIFY ONE-TIME COSTS.

Budget Object Class/Job Class	Dept Req GR DOLLARS	Dept Req GR FTE	Dept Req FED DOLLARS	Dept Req FED FTE	Dept Req OTHER DOLLARS	Dept Req OTHER FTE	Dept Req TOTAL DOLLARS	Dept Req TOTAL FTE	Dept Req One-Time DOLLARS
Total PS	0	0.0	0	0.0	0	0.0	0	0.0	0
Professional Services	652,211		0				652,211		
Total EE	652,211		0		0		652,211		0
Total PSD	0		0		0		0		0
Total TRF	0		0		0		0		0
Grand Total	652,211	0.0	0	0.0	0	0.0	652,211	0.0	0

NEW DECISION ITEM
RANK: _____ OF _____

Department <u>Office of Administration</u>	Budget Unit <u>30210C</u>
Division <u>Prescription Drug Monitoring</u>	
DI Name <u>PDMP Additional Authority</u> <u>DI# 1300007</u>	HB Section <u>5.005</u>

	Gov Rec	Gov Rec	Gov Rec	Gov Rec	Gov Rec	Gov Rec	Gov Rec	Gov Rec	Gov Rec
Budget Object Class/Job Class	GR	GR	FED	FED	OTHER	OTHER	TOTAL	TOTAL	One-Time
	DOLLARS	FTE	DOLLAR	FTE	DOLLARS	FTE	DOLLARS	FTE	DOLLAR
			S						S
							0		
							0	0.0	
Total PS	<u>0</u>	<u>0.0</u>	<u>0</u>	<u>0.0</u>	<u>0</u>	<u>0.0</u>	<u>0</u>	<u>0.0</u>	<u>0</u>
Professional Services	652,211		0				652,211		
Total EE	<u>652,211</u>		<u>0</u>		<u>0</u>		<u>652,211</u>		<u>0</u>
Program Distributions							0		
Total PSD	<u>0</u>		<u>0</u>		<u>0</u>		<u>0</u>		<u>0</u>
Transfers							0		
Total TRF	<u>0</u>		<u>0</u>		<u>0</u>		<u>0</u>		<u>0</u>
Grand Total	<u>652,211</u>	<u>0.0</u>	<u>0</u>	<u>0.0</u>	<u>0</u>	<u>0.0</u>	<u>652,211</u>	<u>0.0</u>	<u>0</u>

NEW DECISION ITEM
RANK: _____ **OF** _____

Department <u>Office of Administration</u>	Budget Unit <u>30210C</u>
Division <u>Prescription Drug Monitoring</u>	
DI Name <u>PDMP Additional Authority</u> DI# <u>1300007</u>	HB Section <u>5.005</u>

6. PERFORMANCE MEASURES (If new decision item has an associated core, separately identify projected performance with & without additional funding.)

6a. Provide an activity measure(s) for the program.

- Number of scheduled II, III, or IV controlled substances prescribed in Missouri.
- Number of required dispensers reporting dispensation information.
- Number of authorized users reviewing the PDMP.

6b. Provide a measure(s) of the program's quality.

- Positive feedback from authorized users.
- Feedback indicating change in prescribing practice.
- Feedback indicating potentially dangerous prescriptions were stopped before being dispensed.

6c. Provide a measure(s) of the program's impact.

- Reduction in the total number of opioid prescriptions.
- Decrease in the amount of drugs available for diversion.
- Reduction in overdose deaths from prescribed opioid prescription medication.

6d. Provide a measure(s) of the program's efficiency.

- Integration eliminates time logging into and out of systems.
- Real time data submission eliminates the potential for missed prescription information.

NEW DECISION ITEM
RANK: _____ OF _____

Department	Office of Administration	Budget Unit	30210C	
Division	Prescription Drug Monitoring			
DI Name	PDMP Additional Authority	DI# 1300007	HB Section	5.005

7. STRATEGIES TO ACHIEVE THE PERFORMANCE MEASUREMENT TARGETS:

Implementation of the PDMP will allow these target outcomes to be realized. Implementation will include educating dispensers and providers on the requirements found in 195.600, RSMo. while also revealing to them how to be compliant with state law. Registered users of the system will be educated on the information and reports available from the PDMP and be encouraged to review the data before making prescriptive decisions involving schedule II, III, or IV controlled substances.

DECISION ITEM DETAIL

Budget Unit	FY 2023	FY 2023	FY 2024	FY 2024	FY 2025	FY 2025	FY 2025	FY 2025
Decision Item	ACTUAL	ACTUAL	BUDGET	BUDGET	DEPT REQ	DEPT REQ	GOV REC	GOV REC
Budget Object Class	DOLLAR	FTE	DOLLAR	FTE	DOLLAR	FTE	DOLLAR	FTE
PRES DRUG MONITORING								
PDMP Additional Authority - 1300007								
PROFESSIONAL SERVICES	0	0.00	0	0.00	652,211	0.00	652,211	0.00
TOTAL - EE	0	0.00	0	0.00	652,211	0.00	652,211	0.00
GRAND TOTAL	\$0	0.00	\$0	0.00	\$652,211	0.00	\$652,211	0.00
GENERAL REVENUE	\$0	0.00	\$0	0.00	\$652,211	0.00	\$652,211	0.00
FEDERAL FUNDS	\$0	0.00	\$0	0.00	\$0	0.00	\$0	0.00
OTHER FUNDS	\$0	0.00	\$0	0.00	\$0	0.00	\$0	0.00

NEW DECISION ITEM

RANK: _____ OF _____

Department: Office of Administration	Budget Unit <u>30219C</u>
Division: Commissioner's Office	
DI Name: America 250 Missouri Commission DI# 1300039	HB Section <u>5.005</u>

1. AMOUNT OF REQUEST

	FY 2025 Budget Request			
	GR	Federal	Other	Total
PS	65,000	0	0	65,000
EE	372,162	0	0	372,162
PSD	0	0	0	0
TRF	0	0	0	0
Total	437,162	0	0	437,162
FTE	1.00	0.00	0.00	1.00

	FY 2025 Governor's Recommendation			
	GR	Federal	Other	Total
PS	0	0	0	0
EE	0	0	0	0
PSD	0	0	0	0
TRF	0	0	0	0
Total	0	0	0	0
FTE	0.00	0.00	0.00	0.00

Est. Fringe	39,245	0	0	39,245
--------------------	--------	---	---	--------

Note: Fringes budgeted in House Bill 5 except for certain fringes budgeted directly to MoDOT, Highway Patrol, and Conservation.

Est. Fringe	0	0	0	0
--------------------	---	---	---	---

Note: Fringes budgeted in House Bill 5 except for certain fringes budgeted directly to MoDOT, Highway Patrol, and Conservation.

2. THIS REQUEST CAN BE CATEGORIZED AS:

<input checked="" type="checkbox"/>	New Legislation		New Program		Fund Switch
<input type="checkbox"/>	Federal Mandate		Program Expansion		Cost to Continue
<input type="checkbox"/>	GR Pick-Up		Space Request		Equipment Replacement
<input type="checkbox"/>	Pay Plan		Other: _____		

3. WHY IS THIS FUNDING NEEDED? PROVIDE AN EXPLANATION FOR ITEMS CHECKED IN #2. INCLUDE THE FEDERAL OR STATE STATUTORY OR CONSTITUTIONAL AUTHORIZATION FOR THIS PROGRAM.

SCR 7 which was passed during the last legislative session creates the America 250 Missouri Commission. The Commission's principal purpose is to plan, promote, and implement public celebrations and commemorations of the 250th Anniversary of the Declaration of Independence and the 250th Anniversary of the United States of America. 2026 marks the 250th anniversary of our nation's founding. To observe this momentous occasion, the U.S. Semiquincentennial Commission was created to encourage Americans to remember our past, celebrate the present, and look forward to a promising future. The U.S. Semiquincentennial Commission was established by Congress (P.L. 114-196) to inspire Americans to participate in the 250th anniversary of the founding of the United States. The Commission is partnering with public and private entities across the country to make America250 a once-in-a-lifetime experience for all Americans with the goal of orchestrating the largest and most inclusive anniversary observance in our nation's history.

NEW DECISION ITEM

RANK: _____ OF _____

Department: Office of Administration	Budget Unit 30219C
Division: Commissioner's Office	
DI Name: America 250 Missouri Commission DI# 1300039	HB Section 5.005

4. DESCRIBE THE DETAILED ASSUMPTIONS USED TO DERIVE THE SPECIFIC REQUESTED AMOUNT. (How did you determine that the requested number of FTE were appropriate? From what source or standard did you derive the requested levels of funding? Were alternatives such as outsourcing or automation considered? If based on new legislation, does request tie to TAFP fiscal note? If not, explain why. Detail which portions of the request are one-times and how those amounts were calculated.)

Support for this commission is to be provided by the Office of Administration (OA). OA assumes one additional team member will be needed to support this commission and also requests additional E&E funding to support this position which includes: equipment, supplies, furniture, connectivity, program and software licensing, etc. The resolution also provides for reimbursement of the 15 members actual and necessary expenses. This item also includes a request of \$350,000 for expenses associated with hosting the celebration. According to SAMII, expenditures for the Missouri Bicentennial Celebration were \$350,000 in FY 2020, FY 2021 and again in FY 2022.

5. BREAK DOWN THE REQUEST BY BUDGET OBJECT CLASS, JOB CLASS, AND FUND SOURCE. IDENTIFY ONE-TIME COSTS.

Budget Object Class/Job Class	Dept Req GR DOLLARS	Dept Req GR FTE	Dept Req FED DOLLARS	Dept Req FED FTE	Dept Req OTHER DOLLARS	Dept Req OTHER FTE	Dept Req TOTAL DOLLARS	Dept Req TOTAL FTE	Dept Req One-Time DOLLARS
	65,000	1.0					65,000	1.0	
Total PS	65,000	1.0	0	0.0	0	0.0	65,000	1.0	0
Office Equipment	2,362						2,362		
Computer Equipment	2,500						2,500		
Communication Services & Supplies	300						300		
Supplies	2,000						2,000		
In State Travel	15,000						15,000		
Professional Services	350,000						350,000		
Total EE	372,162		0		0		372,162		0
Grand Total	437,162	1.0	0	0.0	0	0.0	437,162	1.0	0

NEW DECISION ITEM

RANK: _____ OF _____

Department: Office of Administration		Budget Unit		30219C							
Division: Commissioner's Office											
DI Name: America 250 Missouri Commission		DI# 1300039		HB Section		5.005					
Budget Object Class/Job Class	Gov Rec GR DOLLARS	Gov Rec GR FTE	Gov Rec FED DOLLARS	Gov Rec FED FTE	Gov Rec OTHER DOLLARS	Gov Rec OTHER FTE	Gov Rec TOTAL DOLLARS	Gov Rec TOTAL FTE	Gov Rec One-Time DOLLARS		
							0	0.0			
							0	0.0			
Total PS	0	0.0	0	0.0	0	0.0	0	0.0	0		
							0				
							0				
							0				
							0				
Total EE	0		0		0		0		0		
Grand Total	0	0.0	0	0.0	0	0.0	0	0.0	0		

DECISION ITEM SUMMARY

Budget Unit								
Decision Item	FY 2023	FY 2023	FY 2024	FY 2024	FY 2025	FY 2025	FY 2025	FY 2025
Budget Object Summary	ACTUAL	ACTUAL	BUDGET	BUDGET	DEPT REQ	DEPT REQ	GOV REC	GOV REC
Fund	DOLLAR	FTE	DOLLAR	FTE	DOLLAR	FTE	DOLLAR	FTE
AMERICA 250 MO COMMISSION								
America 250 MO Commission - 1300039								
PERSONAL SERVICES								
GENERAL REVENUE	0	0.00	0	0.00	65,000	1.00	0	0.00
TOTAL - PS	0	0.00	0	0.00	65,000	1.00	0	0.00
EXPENSE & EQUIPMENT								
GENERAL REVENUE	0	0.00	0	0.00	372,162	0.00	0	0.00
TOTAL - EE	0	0.00	0	0.00	372,162	0.00	0	0.00
TOTAL	0	0.00	0	0.00	437,162	1.00	0	0.00
GRAND TOTAL	\$0	0.00	\$0	0.00	\$437,162	1.00	\$0	0.00

DECISION ITEM DETAIL

Budget Unit	FY 2023	FY 2023	FY 2024	FY 2024	FY 2025	FY 2025	FY 2025	FY 2025
Decision Item	ACTUAL	ACTUAL	BUDGET	BUDGET	DEPT REQ	DEPT REQ	GOV REC	GOV REC
Budget Object Class	DOLLAR	FTE	DOLLAR	FTE	DOLLAR	FTE	DOLLAR	FTE
AMERICA 250 MO COMMISSION								
America 250 MO Commission - 1300039								
ADMINISTRATIVE MANAGER	0	0.00	0	0.00	65,000	1.00	0	0.00
TOTAL - PS	0	0.00	0	0.00	65,000	1.00	0	0.00
TRAVEL, IN-STATE	0	0.00	0	0.00	15,000	0.00	0	0.00
SUPPLIES	0	0.00	0	0.00	2,000	0.00	0	0.00
COMMUNICATION SERV & SUPP	0	0.00	0	0.00	300	0.00	0	0.00
PROFESSIONAL SERVICES	0	0.00	0	0.00	350,000	0.00	0	0.00
COMPUTER EQUIPMENT	0	0.00	0	0.00	2,500	0.00	0	0.00
OFFICE EQUIPMENT	0	0.00	0	0.00	2,362	0.00	0	0.00
TOTAL - EE	0	0.00	0	0.00	372,162	0.00	0	0.00
GRAND TOTAL	\$0	0.00	\$0	0.00	\$437,162	1.00	\$0	0.00
GENERAL REVENUE	\$0	0.00	\$0	0.00	\$437,162	1.00		0.00
FEDERAL FUNDS	\$0	0.00	\$0	0.00	\$0	0.00		0.00
OTHER FUNDS	\$0	0.00	\$0	0.00	\$0	0.00		0.00

CORE DECISION ITEM

Department Office of Administration	Budget Unit 30204C
Division Commissioner's Office	
Core Electronic Monitoring Pilot	HB Section 5.010

1. CORE FINANCIAL SUMMARY

	FY 2025 Budget Request					FY 2025 Governor's Recommendation			
	GR	Federal	Other	Total		GR	Federal	Other	Total
PS	0	0	0	0	PS	0	0	0	0
EE	4,000,000	0	0	4,000,000	EE	4,000,000	0	0	4,000,000
PSD	0	0	0	0	PSD	0	0	0	0
TRF	0	0	0	0	TRF	0	0	0	0
Total	4,000,000	0	0	4,000,000	Total	4,000,000	0	0	4,000,000
FTE	0.00	0.00	0.00	0.00	FTE	0.00	0.00	0.00	0.00

Est. Fringe	0	0	0	0
--------------------	---	---	---	---

Note: Fringes budgeted in House Bill 5 except for certain fringes budgeted directly to MoDOT, Highway Patrol, and Conservation.

Est. Fringe	0	0	0	0
--------------------	---	---	---	---

Note: Fringes budgeted in House Bill 5 except for certain fringes budgeted directly to MoDOT, Highway Patrol, and Conservation.

Other Funds:

Other Funds:

2. CORE DESCRIPTION

This core is for a statewide electronic monitoring pilot program. The program's objective is to monitor individuals subject to pre-conviction or post-conviction through a check-in system that the supervising agency or circuit can access through a secure web-based platform. The program should also establish exclusion zones and compliance levels through the platform and generate reports with relevant information for individuals monitored through an industry standard end to end encryption and redundant back-up for data.

3. PROGRAM LISTING (list programs included in this core funding)

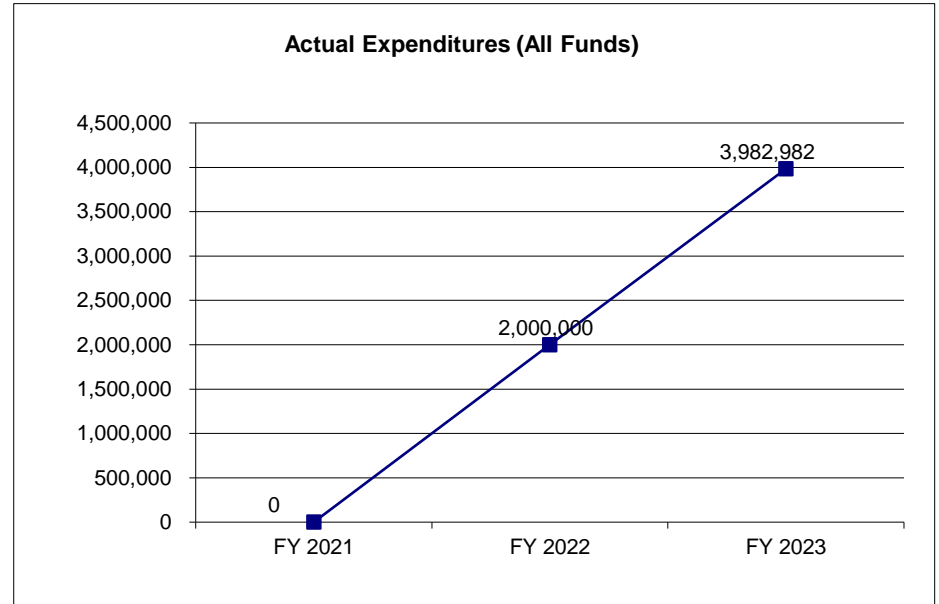
Electronic Monitoring

CORE DECISION ITEM

Department Office of Administration	Budget Unit 30204C
Division Commissioner's Office	
Core Electronic Monitoring Pilot	HB Section 5.010

4. FINANCIAL HISTORY

	FY 2021 Actual	FY 2022 Actual	FY 2023 Actual	FY 2024 Current Yr.
Appropriation (All Funds)	2,000,000	2,000,000	4,000,000	4,000,000
Less Reverted (All Funds)	(60,000)	0	0	(120,000)
Less Restricted (All Funds)*	0	0	0	0
Budget Authority (All Funds)	1,940,000	2,000,000	4,000,000	3,880,000
Actual Expenditures (All Funds)	0	2,000,000	3,982,982	N/A
Unexpended (All Funds)	1,940,000	0	17,018	N/A
Unexpended, by Fund:				
General Revenue	1,940,000	0	17,018	N/A
Federal	0	0	0	N/A
Other	0	0	0	N/A



*Restricted amount is as of ____

Reverted includes the statutory three-percent reserve amount (when applicable).

Restricted includes any Governor's Expenditure Restrictions which remained at the end of the fiscal year (when applicable).

NOTES:

CORE RECONCILIATION DETAIL

STATE
OA ELECTRN MONITOR

5. CORE RECONCILIATION DETAIL

	Budget Class	FTE	GR	Federal	Other	Total	Explanation
TAFP AFTER VETOES	EE	0.00	4,000,000	0	0	4,000,000	
	Total	0.00	4,000,000	0	0	4,000,000	
DEPARTMENT CORE REQUEST	EE	0.00	4,000,000	0	0	4,000,000	
	Total	0.00	4,000,000	0	0	4,000,000	
GOVERNOR'S RECOMMENDED CORE	EE	0.00	4,000,000	0	0	4,000,000	
	Total	0.00	4,000,000	0	0	4,000,000	

DECISION ITEM SUMMARY

Budget Unit								
Decision Item	FY 2023	FY 2023	FY 2024	FY 2024	FY 2025	FY 2025	FY 2025	FY 2025
Budget Object Summary	ACTUAL	ACTUAL	BUDGET	BUDGET	DEPT REQ	DEPT REQ	GOV REC	GOV REC
Fund	DOLLAR	FTE	DOLLAR	FTE	DOLLAR	FTE	DOLLAR	FTE
OA ELECTRN MONITOR								
CORE								
EXPENSE & EQUIPMENT								
GENERAL REVENUE	3,982,982	0.00	4,000,000	0.00	4,000,000	0.00	4,000,000	0.00
TOTAL - EE	3,982,982	0.00	4,000,000	0.00	4,000,000	0.00	4,000,000	0.00
TOTAL	3,982,982	0.00	4,000,000	0.00	4,000,000	0.00	4,000,000	0.00
GRAND TOTAL	\$3,982,982	0.00	\$4,000,000	0.00	\$4,000,000	0.00	\$4,000,000	0.00

DECISION ITEM DETAIL

Budget Unit	FY 2023	FY 2023	FY 2024	FY 2024	FY 2025	FY 2025	FY 2025	FY 2025
Decision Item	ACTUAL	ACTUAL	BUDGET	BUDGET	DEPT REQ	DEPT REQ	GOV REC	GOV REC
Budget Object Class	DOLLAR	FTE	DOLLAR	FTE	DOLLAR	FTE	DOLLAR	FTE
OA ELECTRN MONITOR								
CORE								
PROFESSIONAL SERVICES	3,982,982	0.00	4,000,000	0.00	4,000,000	0.00	4,000,000	0.00
TOTAL - EE	3,982,982	0.00	4,000,000	0.00	4,000,000	0.00	4,000,000	0.00
GRAND TOTAL	\$3,982,982	0.00	\$4,000,000	0.00	\$4,000,000	0.00	\$4,000,000	0.00
GENERAL REVENUE	\$3,982,982	0.00	\$4,000,000	0.00	\$4,000,000	0.00	\$4,000,000	0.00
FEDERAL FUNDS	\$0	0.00	\$0	0.00	\$0	0.00	\$0	0.00
OTHER FUNDS	\$0	0.00	\$0	0.00	\$0	0.00	\$0	0.00

CORE DECISION ITEM

Department Office of Administration
Division Accounting
Core - Operating

Budget Unit 30404
HB Section 5.015

1. CORE FINANCIAL SUMMARY

	FY 2025 Budget Request			
	GR	Federal	Other	Total
PS	7,904,566	0	0	7,904,566
EE	8,538,910	0	0	8,538,910
PSD	0	0	0	0
TRF	0	0	0	0
Total	16,443,476	0	0	16,443,476
FTE	108.00	0.00	0.00	108.00

	FY 2025 Governor's Recommendation			
	GR	Federal	Other	Total
PS	7,904,566	0	0	7,904,566
EE	8,538,910	0	0	8,538,910
PSD	0	0	0	0
TRF	0	0	0	0
Total	16,443,476	0	0	16,443,476
FTE	108.00	0.00	0.00	108.00

Est. Fringe	<i>4,568,084</i>	<i>0</i>	<i>0</i>	<i>4,568,084</i>
--------------------	------------------	----------	----------	------------------

Note: Fringes budgeted in House Bill 5 except for certain fringes budgeted directly to MoDOT, Highway Patrol, and Conservation.

Est. Fringe	<i>4,568,084</i>	<i>0</i>	<i>0</i>	<i>4,568,084</i>
--------------------	------------------	----------	----------	------------------

Note: Fringes budgeted in House Bill 5 except for certain fringes budgeted directly to MoDOT, Highway Patrol, and Conservation.

Other Funds:

Other Funds:

2. CORE DESCRIPTION

This core request is to fund the operations of the Division of Accounting. The Division provides a central payroll processing function, central accounting service, and a statewide financial reporting function for the State of Missouri. This includes producing payroll ACH/checks and vendor payments. The Division also prepares and distributes comprehensive, accurate and timely financial reports for the State of Missouri. In addition, the Division is responsible for monitoring and oversight of the employee benefits programs; providing support and oversight for issuance of debt; and oversight of all Office of Administration payments. The Division is also responsible for the administration of social security coverage for state and political subdivision employees.

In addition to the primary operations of the Division of Accounting, the State is in the process of replacing SAM II, the State's legacy Enterprise Resource Planning (ERP) with a new ERP system as discussed in the OA/ITSD budget requests. This funding request is for additional FTE needed to implement Budget, Finance/Procurement, HR Core, and Learn modules which are scheduled to be implemented around 7/1/24. The Budget implementation is currently progressing in a hybrid implementation model where some departments will produce a budget with Brass and MOVERS this year. The Finance/Procurement, HR Core, and Learn implementation is expected to last 24 months. This request is for technical experts related to budget, finance, procurement, HR and IT necessary to ensure a successful implementation. Tasks required for implementation are numerous. A short list includes: system design and configuration, workflow development, extensive testing, data migration, data reconciliation, training, change management and communication, some process redesign to take advantage of new features, and audits of system security.

CORE DECISION ITEM

Department <u>Office of Administration</u>	Budget Unit <u>30404</u>
Division <u>Accounting</u>	
Core - Operating	HB Section <u>5.015</u>

To ensure transparency between the core Accounting budget and the staff needed for implementation of the ERP, below is detailed information:

	<u>Core Accounting</u>	<u>ERP Implementation</u>	<u>Total</u>
PS	3,687,113	4,217,453	7,904,566
EE	<u>132,436</u>	<u>8,406,474</u>	<u>8,538,910</u>
Total	3,819,549	12,623,927	16,443,476
FTE	68	40	108

3. PROGRAM LISTING (list programs included in this core funding)

Accounting Operations

CORE DECISION ITEM

Department Office of Administration

Budget Unit 30404

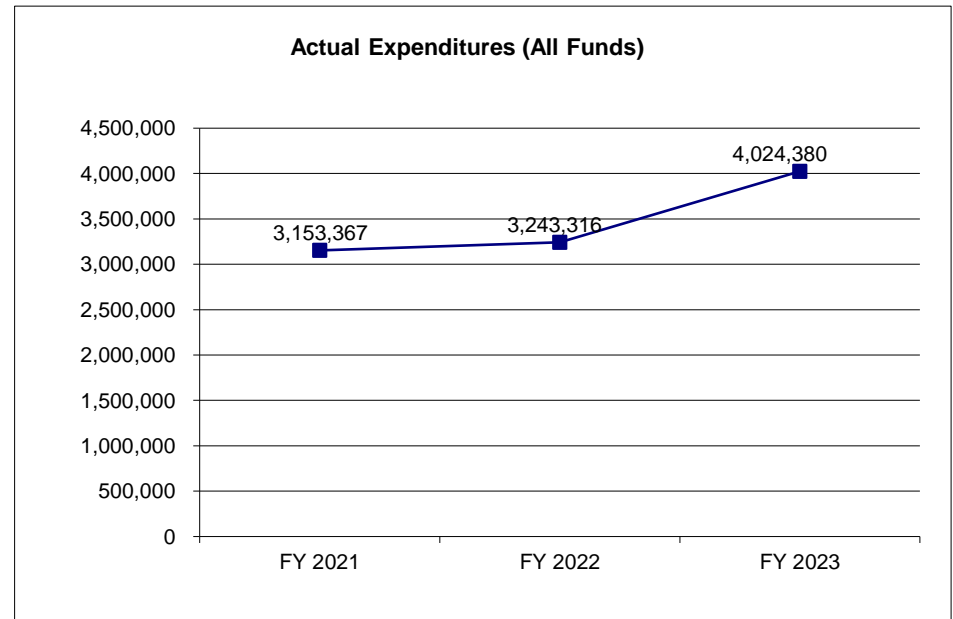
Division Accounting

Core - Operating

HB Section 5.015

4. FINANCIAL HISTORY

	FY 2021 Actual	FY 2022 Actual	FY 2023 Actual	FY 2024 Current Yr.
Appropriation (All Funds)	3,276,932	5,424,320	11,414,195	16,443,476
Less Reverted (All Funds)	(98,308)	(222,730)	(337,625)	0
Less Restricted (All Funds)*	0	0	0	0
Budget Authority (All Funds)	3,178,624	5,201,590	11,076,570	16,443,476
Actual Expenditures (All Funds)	3,153,367	3,243,316	4,024,380	N/A
Unexpended (All Funds)	25,257	1,958,274	7,052,190	N/A
Unexpended, by Fund:				
General Revenue	25,257	1,958,274	7,052,190	N/A
Federal	0	0	0	N/A
Other	0	0	0	N/A



*Current Year restricted amount is as of August 1, 2023.

Reverted includes the statutory three percent reserve amount (when applicable).

Restricted includes any Governor's expenditure restrictions which remained at the end of the fiscal year (when applicable).

NOTES:

CORE RECONCILIATION DETAIL

STATE
ACCOUNTING - OPERATING

5. CORE RECONCILIATION DETAIL

	Budget Class	FTE	GR	Federal	Other	Total	Explanation
TAFP AFTER VETOES							
	PS	108.00	7,904,566	0	0	7,904,566	
	EE	0.00	8,538,910	0	0	8,538,910	
	Total	108.00	16,443,476	0	0	16,443,476	
DEPARTMENT CORE REQUEST							
	PS	108.00	7,904,566	0	0	7,904,566	
	EE	0.00	8,538,910	0	0	8,538,910	
	Total	108.00	16,443,476	0	0	16,443,476	
GOVERNOR'S RECOMMENDED CORE							
	PS	108.00	7,904,566	0	0	7,904,566	
	EE	0.00	8,538,910	0	0	8,538,910	
	Total	108.00	16,443,476	0	0	16,443,476	

DECISION ITEM SUMMARY

Budget Unit									
Decision Item	FY 2023	FY 2023	FY 2024	FY 2024	FY 2025	FY 2025	FY 2025	FY 2025	FY 2025
Budget Object Summary	ACTUAL	ACTUAL	BUDGET	BUDGET	DEPT REQ	DEPT REQ	GOV REC	GOV REC	GOV REC
Fund	DOLLAR	FTE	DOLLAR	FTE	DOLLAR	FTE	DOLLAR	FTE	DOLLAR
ACCOUNTING - OPERATING									
CORE									
PERSONAL SERVICES									
GENERAL REVENUE	3,854,281	69.93	7,904,566	108.00	7,904,566	108.00	7,904,566	108.00	108.00
TOTAL - PS	3,854,281	69.93	7,904,566	108.00	7,904,566	108.00	7,904,566	108.00	108.00
EXPENSE & EQUIPMENT									
GENERAL REVENUE	170,099	0.00	8,538,910	0.00	8,538,910	0.00	8,538,910	0.00	0.00
TOTAL - EE	170,099	0.00	8,538,910	0.00	8,538,910	0.00	8,538,910	0.00	0.00
TOTAL	4,024,380	69.93	16,443,476	108.00	16,443,476	108.00	16,443,476	108.00	108.00
Pay Plan - 0000012									
PERSONAL SERVICES									
GENERAL REVENUE	0	0.00	0	0.00	0	0.00	258,546	0.00	0.00
TOTAL - PS	0	0.00	0	0.00	0	0.00	258,546	0.00	0.00
TOTAL	0	0.00	0	0.00	0	0.00	258,546	0.00	0.00
OA - Accounting Staffing Incre - 1300047									
PERSONAL SERVICES									
GENERAL REVENUE	0	0.00	0	0.00	0	0.00	174,900	3.00	3.00
TOTAL - PS	0	0.00	0	0.00	0	0.00	174,900	3.00	3.00
EXPENSE & EQUIPMENT									
GENERAL REVENUE	0	0.00	0	0.00	0	0.00	41,988	0.00	0.00
TOTAL - EE	0	0.00	0	0.00	0	0.00	41,988	0.00	0.00
TOTAL	0	0.00	0	0.00	0	0.00	216,888	3.00	3.00
GRAND TOTAL	\$4,024,380	69.93	\$16,443,476	108.00	\$16,443,476	108.00	\$16,918,910	111.00	111.00

FLEXIBILITY REQUEST FORM

BUDGET UNIT NUMBER: 30404C	DEPARTMENT: Office of Administration
BUDGET UNIT NAME: Accounting Operations	
HOUSE BILL SECTION: 5.015	DIVISION: Accounting Operating Core

1. Provide the amount by fund of personal service flexibility and the amount by fund of expense and equipment flexibility you are requesting in dollar and percentage terms and explain why the flexibility is needed. If flexibility is being requested among divisions, provide the amount by fund of flexibility you are requesting in dollar and percentage terms and explain why the flexibility is needed.

DEPARTMENT REQUEST

This requests 5% flexibility between PS and E&E for the division of Accounting as well as 25% flexibility between PS and E&E to support the ERP implementation. This is the same flexibility that was approved in the FY24 budget. This flexibility is necessary to ensure the ERP project can be implemented successfully. If qualified state staff are unavailable, flexibility will be used to hire needed contractors with the specialized skills that will be required.

2. Estimate how much flexibility will be used for the budget year. How much flexibility was used in the Prior Year Budget and the Current Year Budget? Please specify the amount.

PRIOR YEAR ACTUAL AMOUNT OF FLEXIBILITY USED	CURRENT YEAR ESTIMATED AMOUNT OF FLEXIBILITY THAT WILL BE USED	BUDGET REQUEST ESTIMATED AMOUNT OF FLEXIBILITY THAT WILL BE USED
\$0	Unknown	Unknown

3. Please explain how flexibility was used in the prior and/or current years.

PRIOR YEAR EXPLAIN ACTUAL USE	CURRENT YEAR EXPLAIN PLANNED USE
N/A	Flexibility is needed to assist with hiring and retaining qualified staff for statewide critical accounting and payroll functions and assistance with new statewide ERP. Flexibility also allows the division of Accounting to effectively manage resources and maintain critical business functions during unforeseen circumstances.

DECISION ITEM DETAIL

Budget Unit	FY 2023	FY 2023	FY 2024	FY 2024	FY 2025	FY 2025	FY 2025	FY 2025
Decision Item	ACTUAL	ACTUAL	BUDGET	BUDGET	DEPT REQ	DEPT REQ	GOV REC	GOV REC
Budget Object Class	DOLLAR	FTE	DOLLAR	FTE	DOLLAR	FTE	DOLLAR	FTE
ACCOUNTING - OPERATING								
CORE								
DIVISION DIRECTOR	119,494	0.95	132,529	1.00	132,529	1.00	132,529	1.00
DESIGNATED PRINCIPAL ASST DIV	166,822	1.49	102,411	1.00	102,411	1.00	102,411	1.00
DATA PROCESSOR TECHNICAL	83	0.00	0	0.00	0	0.00	0	0.00
MISCELLANEOUS PROFESSIONAL	179,881	2.21	0	0.00	0	0.00	0	0.00
MISCELLANEOUS SUPERVISORY	8,602	0.09	0	0.00	0	0.00	0	0.00
SPECIAL ASST PROFESSIONAL	106,380	0.69	0	0.00	0	0.00	0	0.00
LEAD ADMIN SUPPORT ASSISTANT	48,165	1.00	54,642	1.00	54,642	1.00	54,642	1.00
ADMIN SUPPORT PROFESSIONAL	68,526	1.13	133,956	2.00	133,956	2.00	133,956	2.00
PROGRAM SPECIALIST	0	0.00	139,908	2.00	139,908	2.00	139,908	2.00
SENIOR PROGRAM SPECIALIST	0	0.00	75,892	1.00	75,892	1.00	75,892	1.00
AGENCY BUDGET ANALYST	0	0.00	197,247	2.00	197,247	2.00	197,247	2.00
ACCOUNTS ASSISTANT	126,916	3.95	168,744	5.00	168,744	5.00	168,744	5.00
SENIOR ACCOUNTS ASSISTANT	751,505	20.39	925,394	23.00	925,394	23.00	925,394	23.00
ACCOUNTANT	580,038	13.11	605,246	13.00	605,246	13.00	605,246	13.00
INTERMEDIATE ACCOUNTANT	356,244	6.98	754,084	11.00	754,084	11.00	754,084	11.00
SENIOR ACCOUNTANT	262,504	4.20	584,146	7.00	584,146	7.00	584,146	7.00
ACCOUNTANT SUPERVISOR	818,632	11.08	1,230,373	15.00	1,230,373	15.00	1,230,373	15.00
ACCOUNTANT MANAGER	207,475	1.99	211,335	2.00	211,335	2.00	211,335	2.00
PROCUREMENT SPECIALIST	0	0.00	75,647	1.00	75,647	1.00	75,647	1.00
PROCUREMENT SUPERVISOR	0	0.00	80,289	1.00	80,289	1.00	80,289	1.00
ASSOC APPLICATIONS DEVELOPER	341	0.01	0	0.00	0	0.00	0	0.00
APPLICATIONS DEVELOPER	613	0.01	0	0.00	0	0.00	0	0.00
APPLICATIONS DEVELOPMENT SPEC	0	0.00	1,275,130	8.00	1,275,130	8.00	1,275,130	8.00
SENIOR DATA SPECIALIST	0	0.00	198,272	2.00	198,272	2.00	198,272	2.00
SENIOR ENTERPRISE ARCHITECT	0	0.00	140,366	2.00	140,366	2.00	140,366	2.00
PROJECT MANAGER	0	0.00	210,885	2.00	210,885	2.00	210,885	2.00
QUALITY CONTROL COORDINATOR	0	0.00	311,833	3.00	311,833	3.00	311,833	3.00
CYBERSECURITY SPECIALIST	0	0.00	127,315	1.00	127,315	1.00	127,315	1.00
CONSTRUCTION PROJECT MANAGER	781	0.01	0	0.00	0	0.00	0	0.00
DIRECTOR OF BUSINESS SERVICES	0	0.00	75,688	1.00	75,688	1.00	75,688	1.00
DIRECTOR OF INFORMATION TECH	0	0.00	93,234	1.00	93,234	1.00	93,234	1.00

DECISION ITEM DETAIL

Budget Unit	FY 2023	FY 2023	FY 2024	FY 2024	FY 2025	FY 2025	FY 2025	FY 2025
Decision Item	ACTUAL	ACTUAL	BUDGET	BUDGET	DEPT REQ	DEPT REQ	GOV REC	GOV REC
Budget Object Class	DOLLAR	FTE	DOLLAR	FTE	DOLLAR	FTE	DOLLAR	FTE
ACCOUNTING - OPERATING								
CORE								
ASSISTANT DIRECTOR	51,279	0.64	0	0.00	0	0.00	0	0.00
TOTAL - PS	3,854,281	69.93	7,904,566	108.00	7,904,566	108.00	7,904,566	108.00
TRAVEL, IN-STATE	429	0.00	2,027	0.00	2,027	0.00	2,027	0.00
TRAVEL, OUT-OF-STATE	1,481	0.00	5,027	0.00	5,027	0.00	5,027	0.00
SUPPLIES	18,202	0.00	35,418	0.00	35,418	0.00	35,418	0.00
PROFESSIONAL DEVELOPMENT	9,012	0.00	16,068	0.00	16,068	0.00	16,068	0.00
COMMUNICATION SERV & SUPP	16,280	0.00	21,966	0.00	21,966	0.00	21,966	0.00
PROFESSIONAL SERVICES	63,173	0.00	8,355,492	0.00	8,355,492	0.00	8,355,492	0.00
M&R SERVICES	1,019	0.00	7,400	0.00	7,400	0.00	7,400	0.00
COMPUTER EQUIPMENT	0	0.00	57,074	0.00	57,074	0.00	57,074	0.00
OFFICE EQUIPMENT	46,057	0.00	8,000	0.00	8,000	0.00	8,000	0.00
OTHER EQUIPMENT	14,383	0.00	30,438	0.00	30,438	0.00	30,438	0.00
MISCELLANEOUS EXPENSES	63	0.00	0	0.00	0	0.00	0	0.00
TOTAL - EE	170,099	0.00	8,538,910	0.00	8,538,910	0.00	8,538,910	0.00
GRAND TOTAL	\$4,024,380	69.93	\$16,443,476	108.00	\$16,443,476	108.00	\$16,443,476	108.00
GENERAL REVENUE	\$4,024,380	69.93	\$16,443,476	108.00	\$16,443,476	108.00	\$16,443,476	108.00
FEDERAL FUNDS	\$0	0.00	\$0	0.00	\$0	0.00	\$0	0.00
OTHER FUNDS	\$0	0.00	\$0	0.00	\$0	0.00	\$0	0.00

NEW DECISION ITEM

RANK: _____ OF _____

Department Office of Administration	Budget Unit <u>5.015</u>
Division Accounting	
DI Name Accounting Staffing Increase DI# 1300047	HB Section <u>30404C</u>

1. AMOUNT OF REQUEST

	FY 2025 Budget Request				FY 2025 Governor's Recommendation			
	GR	Federal	Other	Total	GR	Federal	Other	Total
PS	0	0	0	0	174,900	0	0	174,900
EE	0	0	0	0	41,988	0	0	41,988
PSD	0	0	0	0	0	0	0	0
TRF	0	0	0	0	0	0	0	0
Total	0	0	0	0	216,888	0	0	216,888
FTE	0.00	0.00	0.00	0.00	3.00	0.00	0.00	3.00

Est. Fringe	0	0	0	0
--------------------	---	---	---	---

Note: Fringes budgeted in House Bill 5 except for certain fringes budgeted directly to MoDOT, Highway Patrol, and Conservation.

Est. Fringe	110,242	0	0	110,242
--------------------	---------	---	---	---------

Note: Fringes budgeted in House Bill 5 except for certain fringes budgeted directly to MoDOT, Highway Patrol, and Conservation.

Other Funds:
Non-Counts:

Other Funds:
Non-Counts:

2. THIS REQUEST CAN BE CATEGORIZED AS:

<input type="checkbox"/> New Legislation	<input type="checkbox"/> New Program	<input type="checkbox"/> Fund Switch
<input type="checkbox"/> Federal Mandate	<input type="checkbox"/> Program Expansion	<input checked="" type="checkbox"/> Cost to Continue
<input type="checkbox"/> GR Pick-Up	<input type="checkbox"/> Space Request	<input type="checkbox"/> Equipment Replacement
<input type="checkbox"/> Pay Plan	<input type="checkbox"/> Other: _____	

3. WHY IS THIS FUNDING NEEDED? PROVIDE AN EXPLANATION FOR ITEMS CHECKED IN #2. INCLUDE THE FEDERAL OR STATE STATUTORY OR CONSTITUTIONAL AUTHORIZATION FOR THIS PROGRAM.

This new request is for staff to support the regular upgrades of the MOVERS statewide accounting/HR/Budget system once after implementation. Unlike our previous accounting system, we will be receiving quarterly functionality updates. We must regression test the system before each upgrade to ensure continued functionality. We need to also test and implement the new functionality to continue efficiency gains. Estimated staff are needed for testing and to maintain the security and workflows of the system. The new MOVERS system has the potential to increase the efficiency of the administrative functions however, there is a significant administrative workload to maintain user access, efficient workflows, and system settings. The estimated need in accounting is for workflow/security experts.

NEW DECISION ITEM

RANK: _____ OF _____

Department Office of Administration		Budget Unit	5.015
Division Accounting			
DI Name Accounting Staffing Increase	DI# 1300047	HB Section	30404C

4. DESCRIBE THE DETAILED ASSUMPTIONS USED TO DERIVE THE SPECIFIC REQUESTED AMOUNT. (How did you determine that the requested number of FTE were appropriate? From what source or standard did you derive the requested levels of funding? Were alternatives such as outsourcing or automation considered? If based on new legislation, does request tie to TAFP fiscal note? If not, explain why. Detail which portions of the request are one-times and how those amounts were calculated.)

The estimates above are educated guesses based on the system knowledge we are currently gaining during implementation. We have not identified a similar client of our similar size, scope, and complexity to compare to nor are there other states live on the oracle cloud product we are implementing with a similar scope.

5. BREAK DOWN THE REQUEST BY BUDGET OBJECT CLASS, JOB CLASS, AND FUND SOURCE. IDENTIFY ONE-TIME COSTS.

Budget Object Class/Job Class	Dept Req GR DOLLARS	Dept Req GR FTE	Dept Req FED DOLLARS	Dept Req FED FTE	Dept Req OTHER DOLLARS	Dept Req OTHER FTE	Dept Req TOTAL DOLLARS	Dept Req TOTAL FTE	Dept Req One-Time DOLLARS
							0		
Total PS	0	0.0	0	0.0	0	0.0	0	0.0	0
Total EE	0		0		0		0		0
Program Distributions	0				0		0		
Total PSD	0		0		0		0		0
Transfers									
Total TRF	0		0		0		0		0
Grand Total	0	0.0	0	0.0	0	0.0	0	0.0	0

NEW DECISION ITEM

RANK: _____ OF _____

Department Office of Administration			Budget Unit <u>5.015</u>						
Division Accounting									
DI Name Accounting Staffing Increase			DI# 1300047		HB Section <u>30404C</u>				
Budget Object Class/Job Class	Gov Rec GR DOLLARS	Gov Rec GR FTE	Gov Rec FED DOLLARS	Gov Rec FED FTE	Gov Rec OTHER DOLLARS	Gov Rec OTHER FTE	Gov Rec TOTAL DOLLARS	Gov Rec TOTAL FTE	Gov Rec One-Time DOLLARS
Total PS	174,900	3.0	0	0.0	0	0.0	174,900	3.0	0
COMPUTER EQUIPMENT	5,031						5,031		5,031
COMMUNICATION SERV & SUPP	2,292						2,292		
OFFICE EQUIPMENT	33,438						33,438		33,438
SUPPLIES	1,227						1,227		
Total EE	41,988		0		0		41,988		38,469
Program Distributions							0		
Total PSD	0		0		0		0		0
Transfers									
Total TRF	0		0		0		0		0
Grand Total	216,888	3.0	0	0.0	0	0.0	216,888	3.0	38,469

NEW DECISION ITEM

RANK: _____ OF _____

Department Office of Administration	Budget Unit	5.015
Division Accounting		
DI Name Accounting Staffing Increase	DI# 1300047	HB Section 30404C

6. PERFORMANCE MEASURES (If new decision item has an associated core, separately identify projected performance with & without additional funding.)

6a. Provide an activity measure(s) for the program.
MOVERS system supports timely document processing statewide.

6b. Provide a measure(s) of the program's quality.
MOVERS system produces accurate reports and data to make good decisions.

6c. Provide a measure(s) of the program's impact.
MOVERS system support all back office administrative tasks statewide which include accounting, HR, payroll, finance/procurement/ budget/manufacturing etc.

6d. Provide a measure(s) of the program's efficiency.
MOVERS reduces the manual effort to complete administrative tasks.

DECISION ITEM DETAIL

Budget Unit	FY 2023	FY 2023	FY 2024	FY 2024	FY 2025	FY 2025	FY 2025	FY 2025
Decision Item	ACTUAL	ACTUAL	BUDGET	BUDGET	DEPT REQ	DEPT REQ	GOV REC	GOV REC
Budget Object Class	DOLLAR	FTE	DOLLAR	FTE	DOLLAR	FTE	DOLLAR	FTE
ACCOUNTING - OPERATING								
OA - Accounting Staffing Incre - 1300047								
ACCOUNTANT	0	0.00	0	0.00	0	0.00	46,600	1.00
INTERMEDIATE ACCOUNTANT	0	0.00	0	0.00	0	0.00	58,300	1.00
SENIOR ACCOUNTANT	0	0.00	0	0.00	0	0.00	70,000	1.00
TOTAL - PS	0	0.00	0	0.00	0	0.00	174,900	3.00
SUPPLIES	0	0.00	0	0.00	0	0.00	1,227	0.00
COMMUNICATION SERV & SUPP	0	0.00	0	0.00	0	0.00	2,292	0.00
COMPUTER EQUIPMENT	0	0.00	0	0.00	0	0.00	5,031	0.00
OFFICE EQUIPMENT	0	0.00	0	0.00	0	0.00	33,438	0.00
TOTAL - EE	0	0.00	0	0.00	0	0.00	41,988	0.00
GRAND TOTAL	\$0	0.00	\$0	0.00	\$0	0.00	\$216,888	3.00
GENERAL REVENUE	\$0	0.00	\$0	0.00	\$0	0.00	\$216,888	3.00
FEDERAL FUNDS	\$0	0.00	\$0	0.00	\$0	0.00	\$0	0.00
OTHER FUNDS	\$0	0.00	\$0	0.00	\$0	0.00	\$0	0.00

PROGRAM DESCRIPTION

Department	Office of Administration	HB Section(s): 5.015
Program Name	Accounting Operations	
Program is found in the following core budget(s):	Accounting Operating	

1a. What strategic priority does this program address?

Increase efficiency in accounting functions.

1b. What does this program do?

The Office of Administration, Division of Accounting, performs the controllership function for the State of Missouri. The Division of Accounting provides some of the following functions:

-Central Payroll Services: Produces state employee's payroll checks or direct deposits, and issues W-2 and Affordable Care Act (ACA) forms to employees in accordance with IRS requirements.

-Central Accounting Services: Issues vendor payment checks; submits vendor payments via Automated Clearinghouse House (ACH); and provides vendors their 1099 tax form. In addition, assists with maintaining the Statewide Accounting System (SAM II) and MissouriBUYS system by maintaining the general ledger and monitoring system assurance reports.

-Financial Reporting: Prepares the State's Annual Comprehensive Financial Report (ACFR) and other legally required reports, such as the annual Appropriation Activity Report and the Statewide Cost Allocation Plan (SWCAP); and monitors general revenue cash flow activity on both a daily and monthly basis.

-Debt Management: Provides continuing disclosure information for outstanding debt to the Municipal Securities Rulemaking Board, issues annual State Debt Reports for transparency and accountability, and issues new or refunding bonds as needed.

-Accounts Payable: Process and oversight of Office of Administration purchase orders, payments, journal vouchers, and budget documents.

-Social Security: Administration of social security coverage for employees at state and local public entities.

-ERP Implementation: The State is in the process of replacing SAM II, the State's legacy Enterprise Resource Planning (ERP) with a new ERP system as discussed in the OA/ITSD budget requests. The project includes Budget, Finance/Procurement, HR Core, and Learn modules which are scheduled to be implemented around 7/1/24. The Budget implementation is currently progressing in a hybrid implementation model where some departments will produce a budget with Brass and MOVERS this year. The Finance/Procurement, HR Core, and Learn implementation is expected to last 24 months. Tasks required for implementation are numerous. A short list includes: system design and configuration, workflow development, extensive testing, data migration, data reconciliation, training, change management and communication, some process redesign to take advantage of new features, and audits of system security.

PROGRAM DESCRIPTION

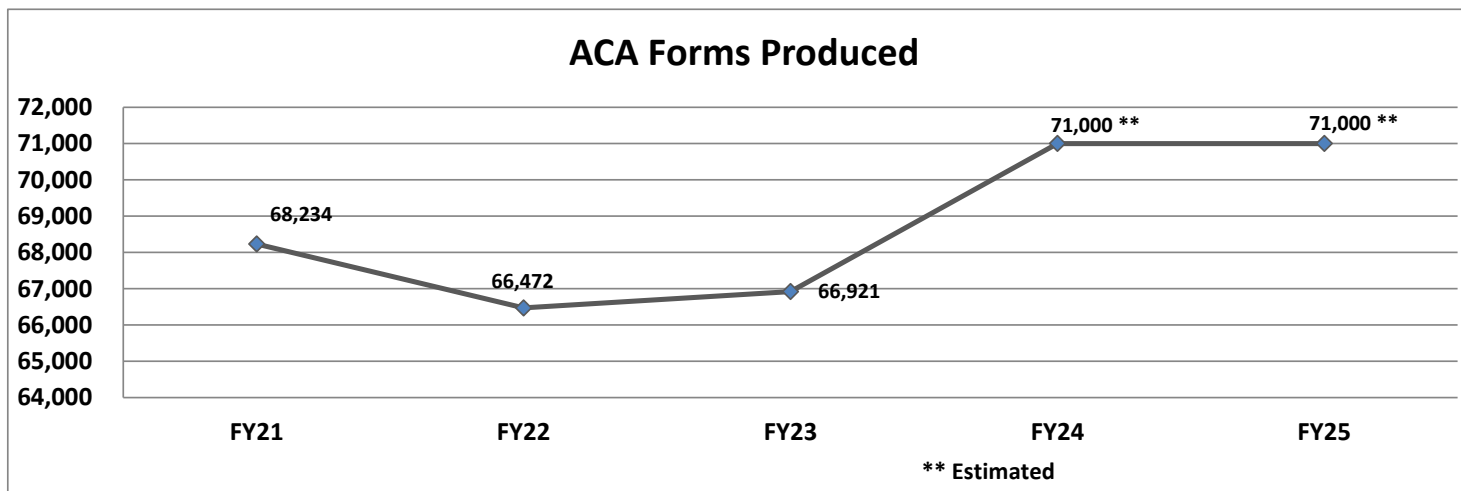
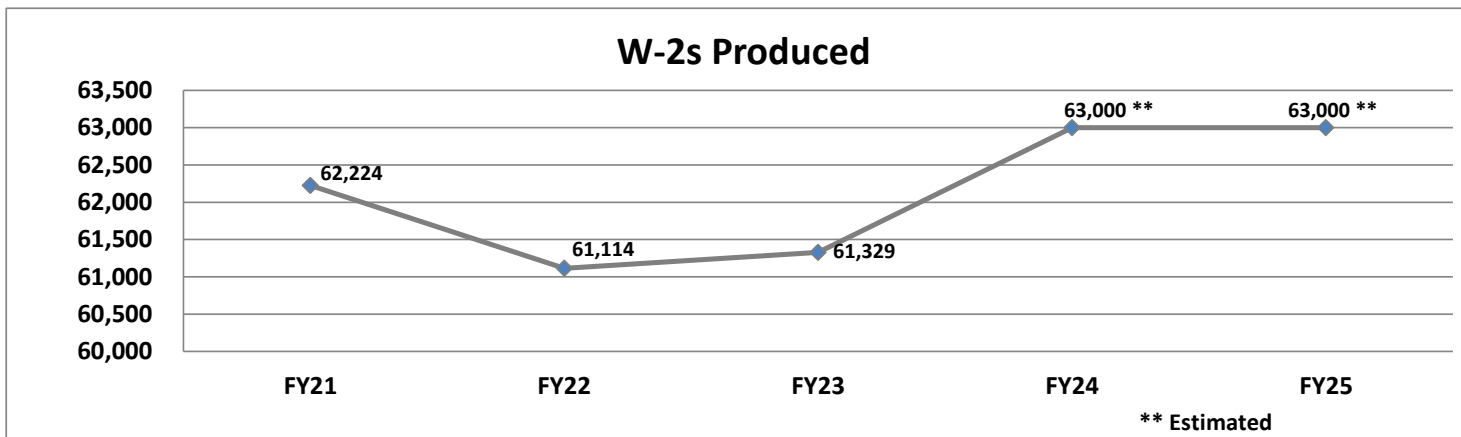
Department Office of Administration

HB Section(s): 5.015

Program Name Accounting Operations

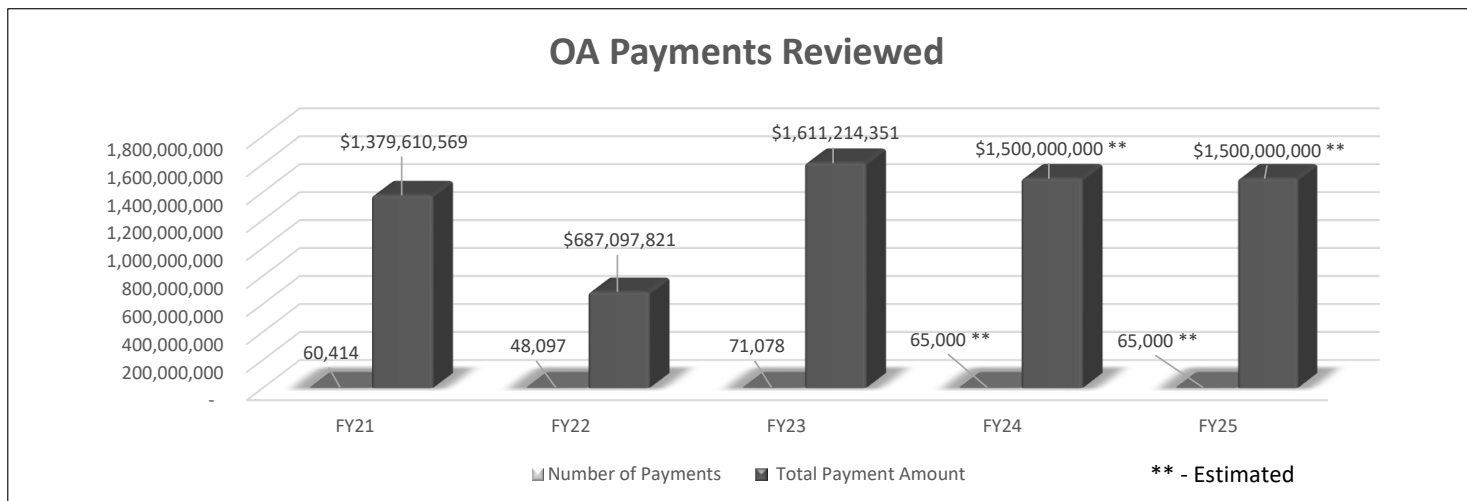
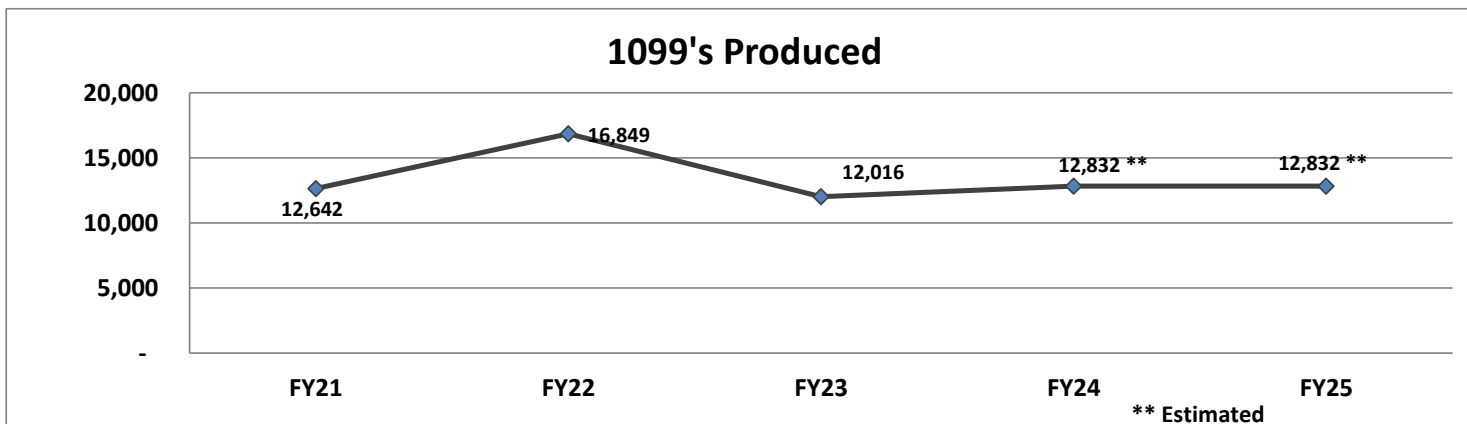
Program is found in the following core budget(s): Accounting Operating

2a. Provide an activity measure(s) for the program.



PROGRAM DESCRIPTION

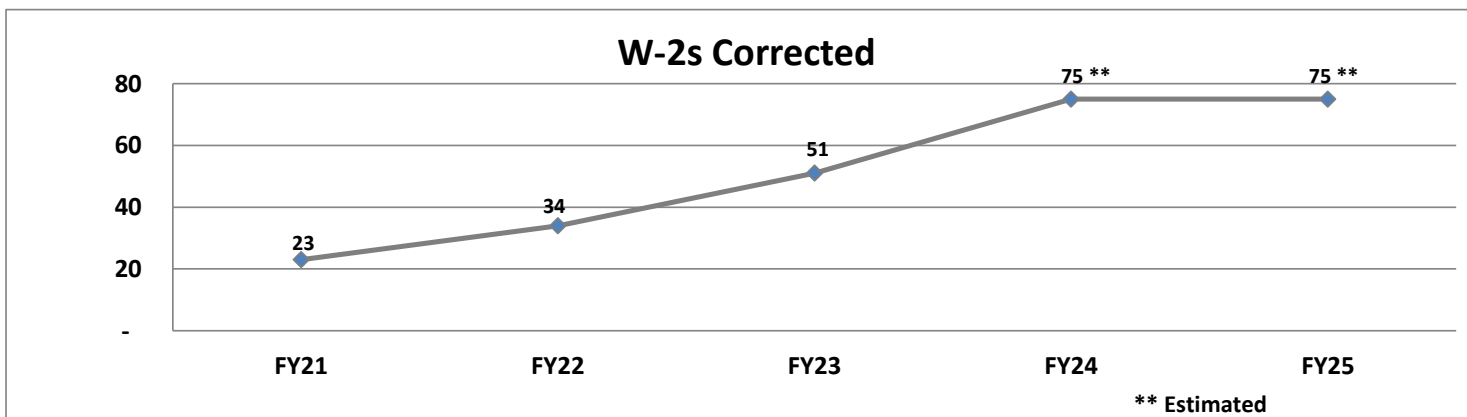
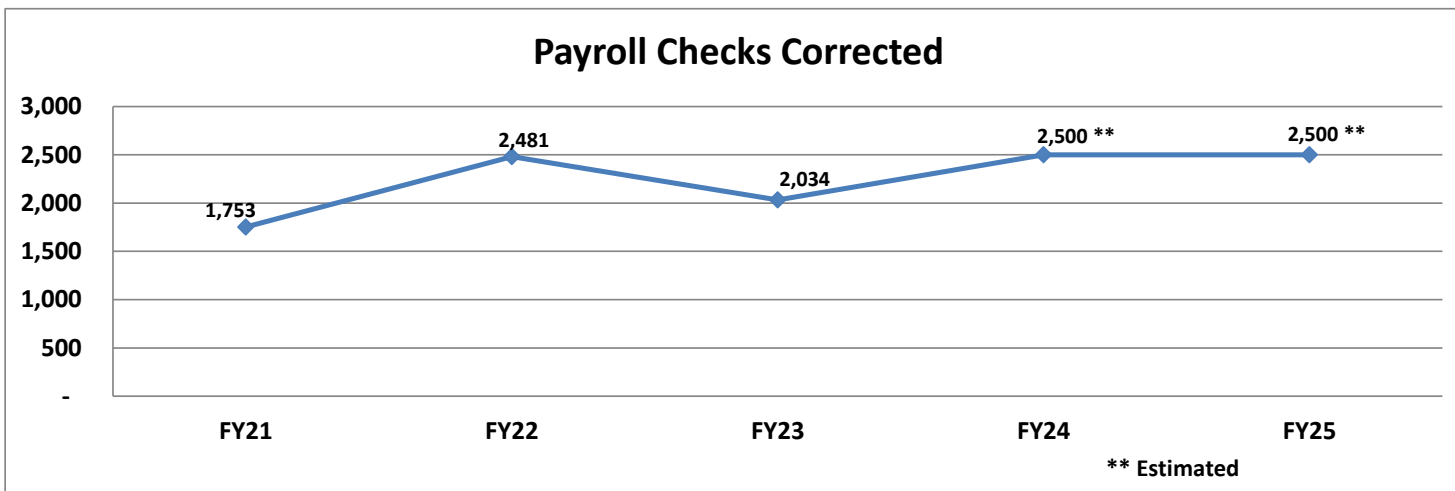
Department Office of Administration	HB Section(s): 5.015
Program Name Accounting Operations	
Program is found in the following core budget(s): Accounting Operating	



PROGRAM DESCRIPTION

Department Office of Administration **HB Section(s):** 5.015
Program Name Accounting Operations
Program is found in the following core budget(s): Accounting Operating

2b. Provide a measure(s) of the program's quality.




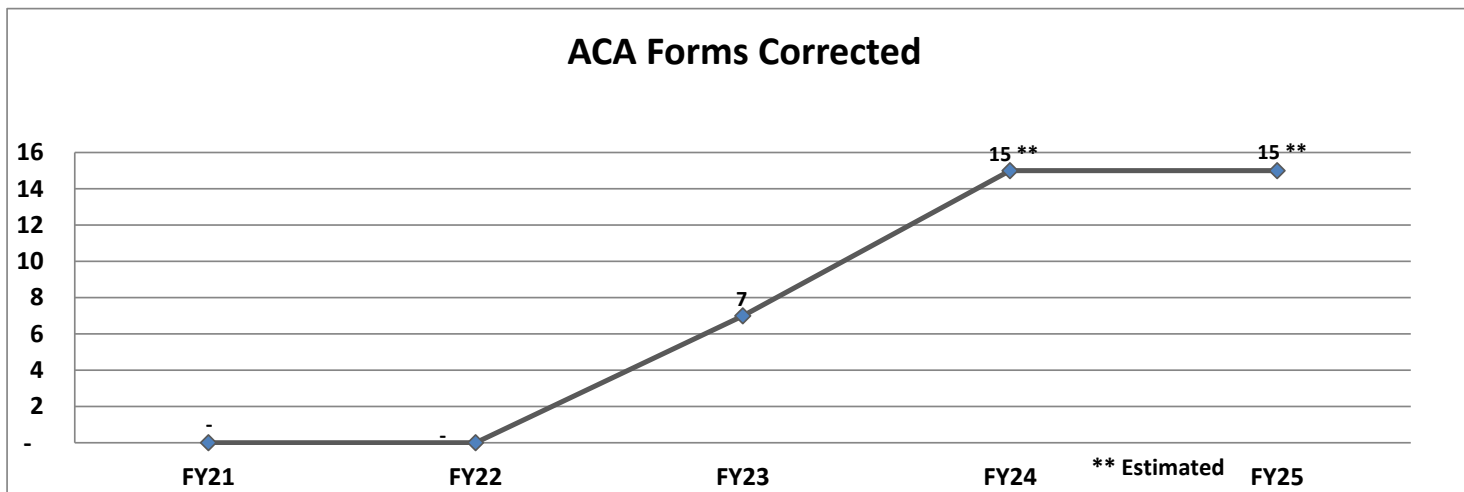
PROGRAM DESCRIPTION

Department Office of Administration

HB Section(s): 5.015

Program Name Accounting Operations

Program is found in the following core budget(s): Accounting Operating



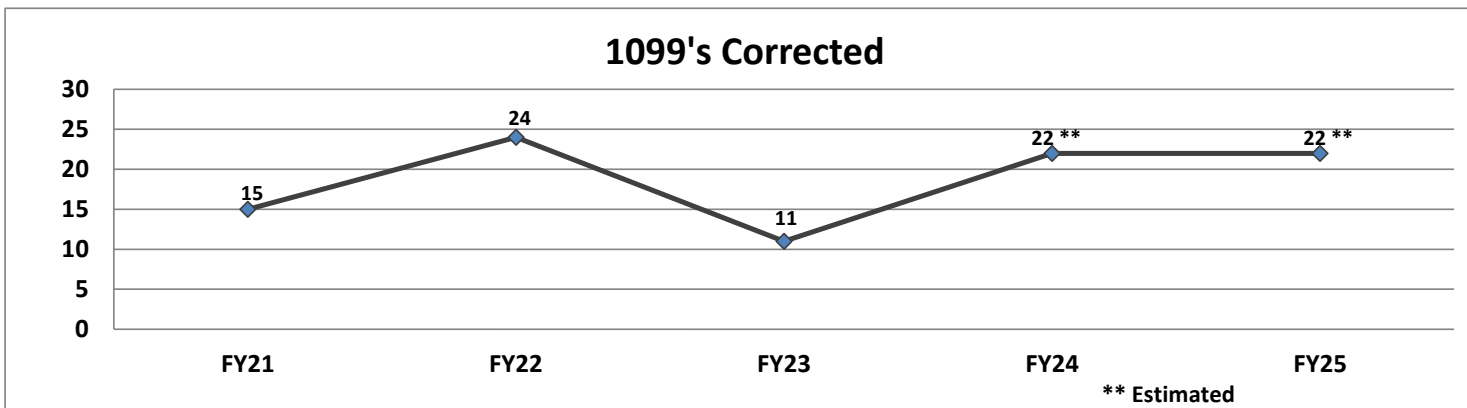
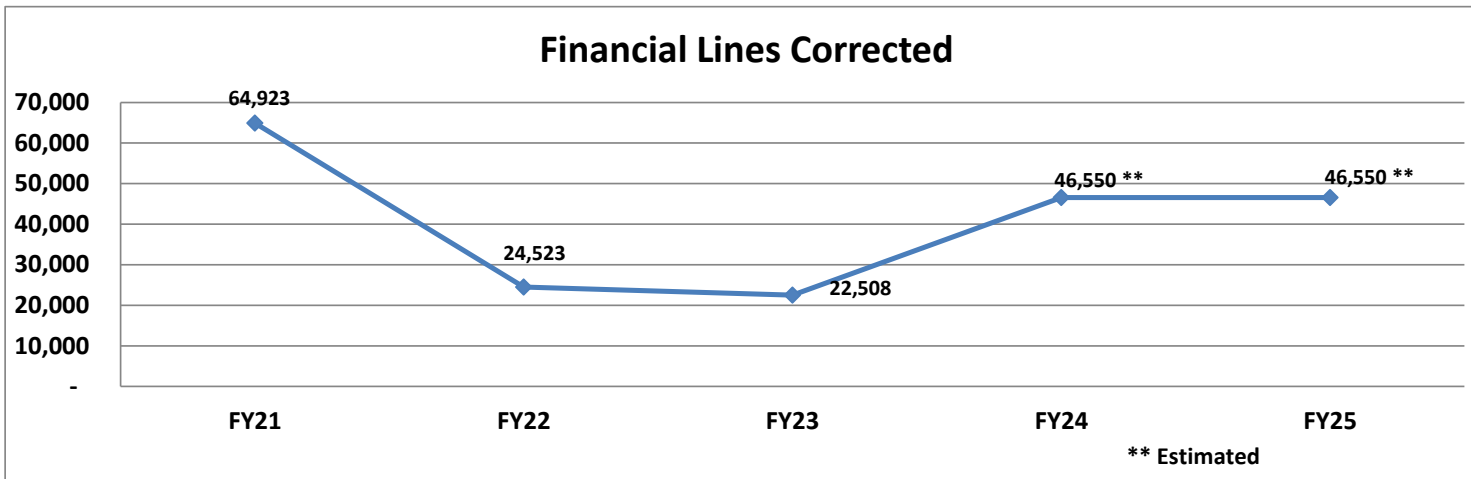
PROGRAM DESCRIPTION

Department Office of Administration

HB Section(s): 5.015

Program Name Accounting Operations

Program is found in the following core budget(s): Accounting Operating



**FY22 an additional 3,185 corrections were produced due to the COVID pandemic

PROGRAM DESCRIPTION

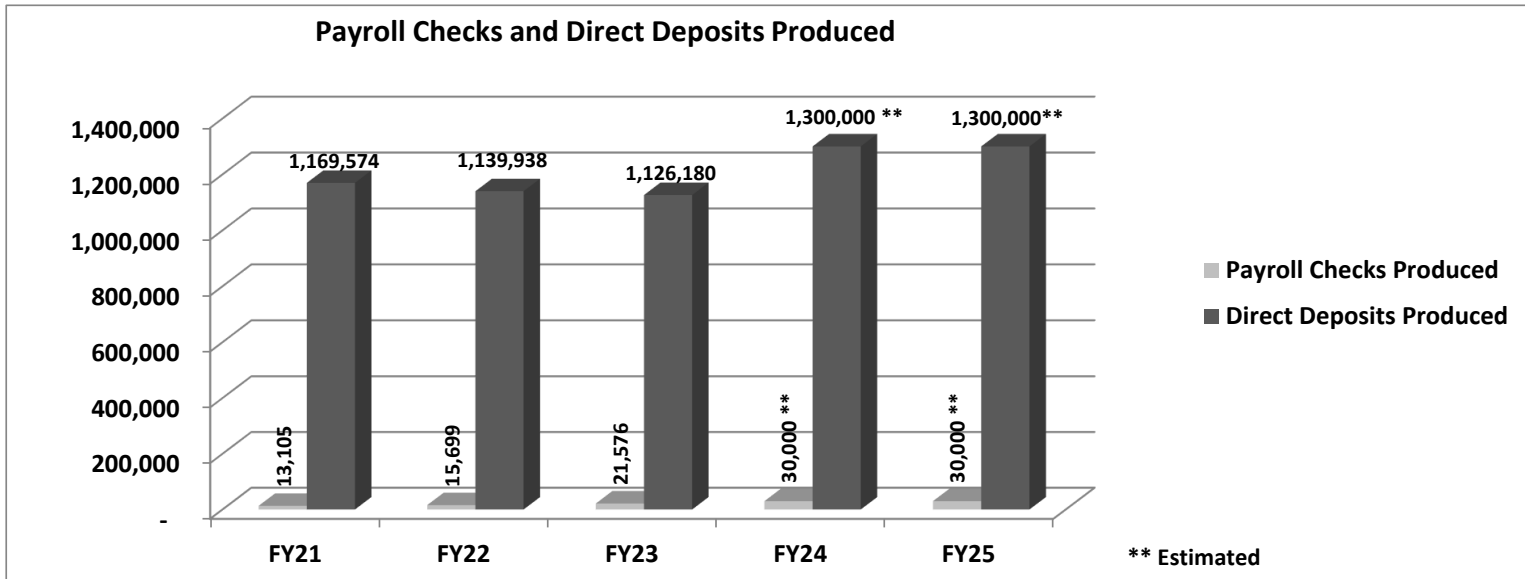
Department Office of Administration	HB Section(s): 5.015
Program Name Accounting Operations	
Program is found in the following core budget(s): Accounting Operating	

2c. Provide a measure(s) of the program's impact.

Accounting is responsible for:

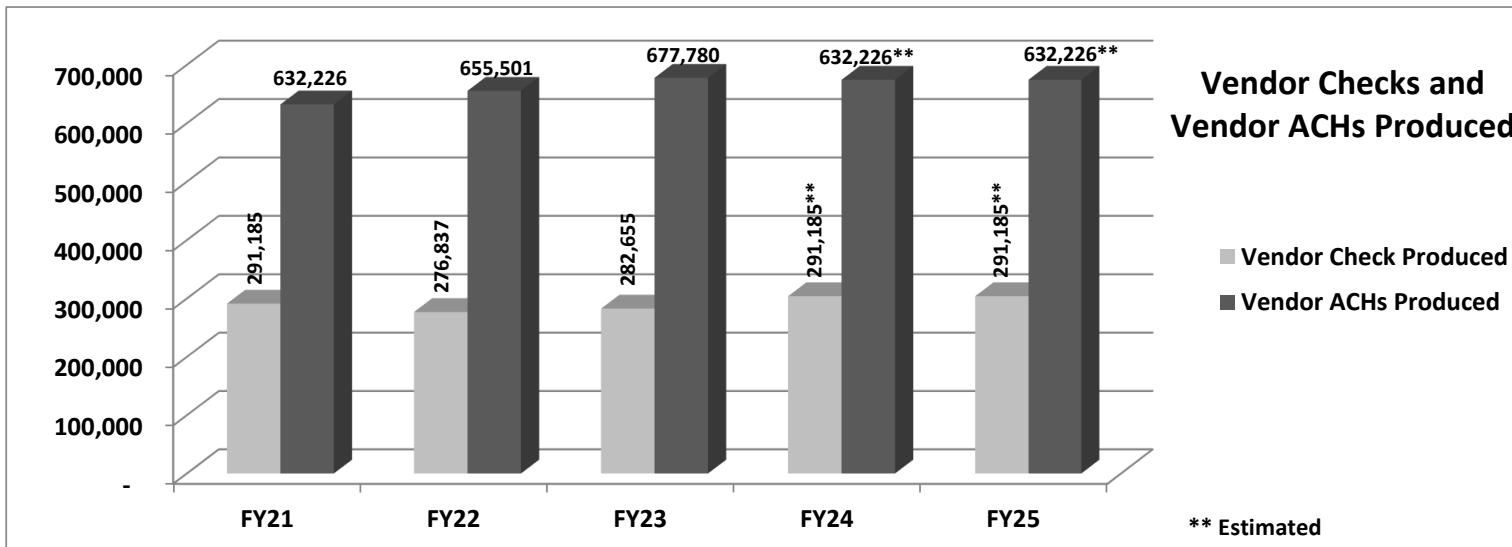
- Ensuring state employees are paid seamlessly and in a timely manner. The average number of active employees (both full-time and part-time) for FY23 was 51,963.
- Ensuring vendors are paid seamlessly and in a timely manner. The average number of active vendors for FY23 was 110,282.
- Management of the State debt. The State of Missouri was rated AAA with a stable outlook by Moody's, Fitch, and Standard & Poors rating agencies.
- Issuing financial reports. The State's FY22 Annual Comprehensive Financial Report (ACFR) was issued on March 24, 2023.

2d. Provide a measure(s) of the program's efficiency.

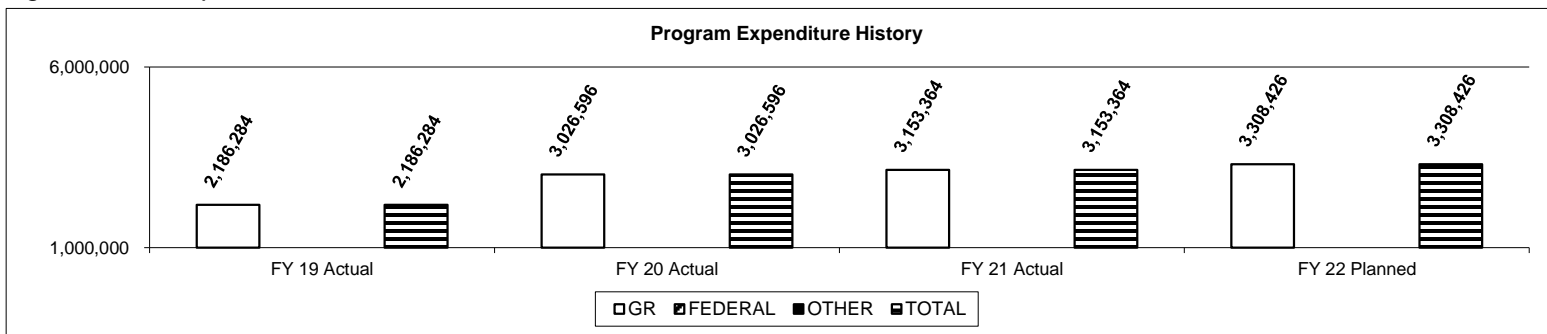


PROGRAM DESCRIPTION

Department Office of Administration HB Section(s): 5.015
 Program Name Accounting Operations
 Program is found in the following core budget(s): Accounting Operating



3. Provide actual expenditures for the prior three fiscal years and planned expenditures for the current fiscal year. (Note: Amounts do not include fringe benefit costs.)



Includes personal service and expense and equipment costs for support staff for the Debt Management Program, CMIA, and Other Federal Payment Program. Not cost beneficial to break those cost out because of the overlap of staff duties.

PROGRAM DESCRIPTION

Department Office of Administration **HB Section(s):** 5.015
Program Name Accounting Operations
Program is found in the following core budget(s): Accounting Operating

- 4. What are the sources of the "Other " funds?
N/A
- 5. What is the authorization for this program, i.e., federal or state statute, etc.? (Include the federal program number, if applicable.)
Chapter 33, RSMo, 32.060 RSMo, and SEC Rule 15c2-12
- 6. Are there federal matching requirements? If yes, please explain.
No
- 7. Is this a federally mandated program? If yes, please explain.
No

CORE DECISION ITEM

Department: Office of Administration	Budget Unit	30530
Division: Budget and Planning		
Core: Operating	HB Section	5.020

1. CORE FINANCIAL SUMMARY

	FY 2025 Budget Request					FY 2025 Governor's Recommendation			
	GR	Federal	Other	Total		GR	Federal	Other	Total
PS	2,339,883	0	0	2,339,883	PS	2,339,883	0	0	2,339,883
EE	99,374	0	0	99,374	EE	99,374	0	0	99,374
PSD	0	0	0	0	PSD	0	0	0	0
TRF	0	0	0	0	TRF	0	0	0	0
Total	2,439,257	0	0	2,439,257	Total	2,439,257	0	0	2,439,257
FTE	26.00	0.00	0.00	26.00	FTE	26.00	0.00	0.00	26.00

Est. Fringe	1,262,568	0	0	1,262,568
--------------------	-----------	---	---	-----------

Note: Fringes budgeted in House Bill 5 except for certain fringes budgeted directly to MoDOT, Highway Patrol, and Conservation.

Est. Fringe	1,262,568	0	0	1,262,568
--------------------	-----------	---	---	-----------

Note: Fringes budgeted in House Bill 5 except for certain fringes budgeted directly to MoDOT, Highway Patrol, and Conservation.

Other Funds: _____

2. CORE DESCRIPTION

Chapter 33, RSMo tasks the Division of Budget and Planning to assist in executive branch management. The core amounts provide the ability to carry out the functions listed in #3 below.

3. PROGRAM LISTING (list programs included in this core funding)

The Division of Budget and Planning (BAP) exists to improve the lives of Missourians by making government better by providing analysis, resolving problems, and embracing improvement.

Specifically, BAP provides analysis and data to the Commissioner of Administration, Office of the Governor, General Assembly, and state agencies regarding fiscal and other policies. Our primary duties include:

- to provide support to the Governor in the creation of the Governor’s recommended budget, and
- to serve Missouri taxpayers by implementing the final budget in a balanced and efficient manner.

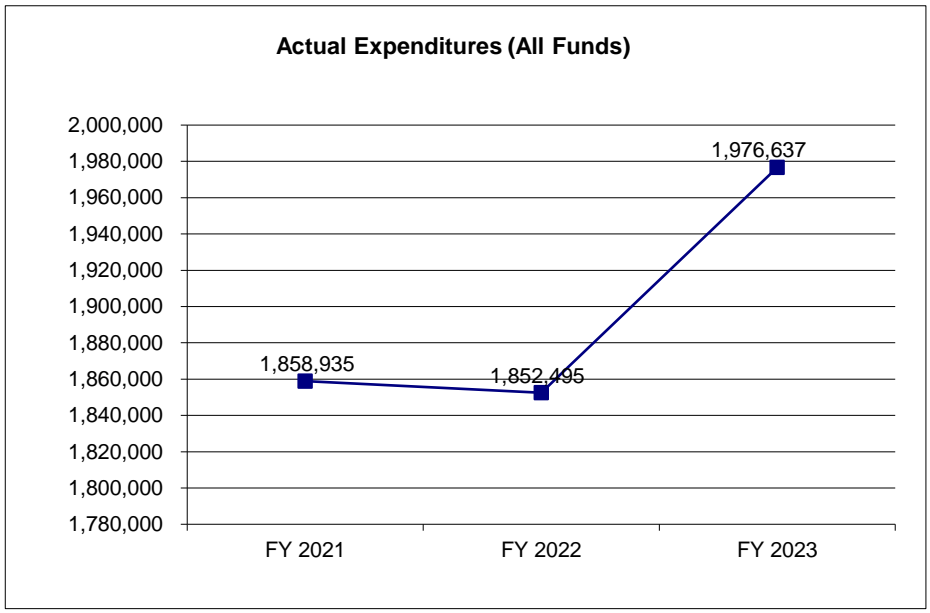
Also, BAP provides economic forecasts, demographic services, legislation monitoring, and coordinates the executive agencies in addressing statewide issues.

CORE DECISION ITEM

Department: Office of Administration	Budget Unit <u>30530</u>
Division: Budget and Planning	
Core: Operating	HB Section <u>5.020</u>

4. FINANCIAL HISTORY

	FY 2021 Actual	FY 2022 Actual	FY 2023 Actual	FY 2024 Current Yr.
Appropriation (All Funds)	1,998,032	2,001,283	2,134,078	2,415,890
Less Reverted (All Funds)	(59,940)	(60,038)	(61,878)	(72,476)
Less Restricted (All Funds)*	0	0	0	0
Budget Authority (All Funds)	1,938,092	1,941,245	2,070,056	2,343,414
Actual Expenditures (All Funds)	1,858,935	1,852,495	1,976,637	N/A
Unexpended (All Funds)	79,157	88,750	93,419	N/A
Unexpended, by Fund:				
General Revenue	79,157	88,750	93,419	N/A
Federal	0	0	0	N/A
Other	0	0	0	N/A



Reverted includes the statutory three percent reserve amount (when applicable).

Restricted includes any Governor's expenditure restrictions which remained at the end of the fiscal year (when applicable).

NOTES:

CORE RECONCILIATION DETAIL

**STATE
BUDGET & PLANNING - OPER**

5. CORE RECONCILIATION DETAIL

			Budget Class	FTE	GR	Federal	Other	Total	Explanation
TAFP AFTER VETOES									
			PS	26.00	2,339,883	0	0	2,339,883	
			EE	0.00	76,007	0	0	76,007	
			Total	26.00	2,415,890	0	0	2,415,890	
DEPARTMENT CORE ADJUSTMENTS									
1x Expenditures	736	2140	EE	0.00	(4,094)	0	0	(4,094)	Reduction of 1X funding included in the B&P Continuity of Operations NDI.
Core Reallocation	22	4896	EE	0.00	27,461	0	0	27,461	Reallocation from the Census Preparation and Support core to the B&P core to preserve ongoing licensing for redistricting software.
			NET DEPARTMENT CHANGES	0.00	23,367	0	0	23,367	
DEPARTMENT CORE REQUEST									
			PS	26.00	2,339,883	0	0	2,339,883	
			EE	0.00	99,374	0	0	99,374	
			Total	26.00	2,439,257	0	0	2,439,257	
GOVERNOR'S ADDITIONAL CORE ADJUSTMENTS									
Core Reallocation	22	4896	EE	0.00	(27,461)	0	0	(27,461)	Reallocation from the Census Preparation and Support core to the B&P core to preserve ongoing licensing for redistricting software.

CORE RECONCILIATION DETAIL

**STATE
BUDGET & PLANNING - OPER**

5. CORE RECONCILIATION DETAIL

		Budget Class	FTE	GR	Federal	Other	Total	Explanation	
GOVERNOR'S ADDITIONAL CORE ADJUSTMENTS									
Core Reallocation	22	2140	EE	0.00	27,461	0	0	27,461	Reallocation from the Census Preparation and Support core to the B&P core to preserve ongoing licensing for redistricting software.
NET GOVERNOR CHANGES			0.00	0	0	0	0	0	
GOVERNOR'S RECOMMENDED CORE									
		PS		26.00	2,339,883	0	0	2,339,883	
		EE		0.00	99,374	0	0	99,374	
		Total		26.00	2,439,257	0	0	2,439,257	

FLEXIBILITY REQUEST FORM

BUDGET UNIT NUMBER: 30530	DEPARTMENT: Office of Administration
BUDGET UNIT NAME: B&P Operating	
HOUSE BILL SECTION: 5.020	DIVISION: Budget and Planning

1. Provide the amount by fund of personal service flexibility and the amount by fund of expense and equipment flexibility you are requesting in dollar and percentage terms and explain why the flexibility is needed. If flexibility is being requested among divisions, provide the amount by fund of flexibility you are requesting in dollar and percentage terms and explain why the flexibility is needed.

DEPARTMENT REQUEST

15% of PS and E&E budgeted amount-this totals \$350,982 personal service/\$15,520 expense and equipment. In the past, this flexibility has allowed the division to pay accrued time when a team member leaves the division, replace critical office equipment, and meet basic training and professional development needs for staff.

2. Estimate how much flexibility will be used for the budget year. How much flexibility was used in the Prior Year Budget and the Current Year Budget? Please specify the amount.

PRIOR YEAR ACTUAL AMOUNT OF FLEXIBILITY USED	CURRENT YEAR ESTIMATED AMOUNT OF FLEXIBILITY THAT WILL BE USED	BUDGET REQUEST ESTIMATED AMOUNT OF FLEXIBILITY THAT WILL BE USED
\$37,600	Unknown due to unforeseen team member turn over and statewide budget training costs.	Unknown due to unforeseen team member turn over and statewide budget training costs.

3. Please explain how flexibility was used in the prior and/or current years.

PRIOR YEAR EXPLAIN ACTUAL USE	CURRENT YEAR EXPLAIN PLANNED USE
Economic environment and forecasting data subscriptions.	Unknown due to unforeseen team member turn over and statewide budget training costs.

DECISION ITEM DETAIL

Budget Unit	FY 2023	FY 2023	FY 2024	FY 2024	FY 2025	FY 2025	FY 2025	FY 2025
Decision Item	ACTUAL	ACTUAL	BUDGET	BUDGET	DEPT REQ	DEPT REQ	GOV REC	GOV REC
Budget Object Class	DOLLAR	FTE	DOLLAR	FTE	DOLLAR	FTE	DOLLAR	FTE
BUDGET & PLANNING - OPER								
CORE								
DIVISION DIRECTOR	98,961	0.75	142,941	1.00	142,941	1.00	142,941	1.00
DESIGNATED PRINCIPAL ASST DIV	120,421	1.47	93,917	1.00	93,917	1.00	93,917	1.00
MISCELLANEOUS PROFESSIONAL	2,644	0.07	0	0.00	0	0.00	0	0.00
SPECIAL ASST PROFESSIONAL	76,642	1.00	82,612	1.00	82,612	1.00	82,612	1.00
LEAD ADMIN SUPPORT ASSISTANT	42,172	1.01	45,654	1.00	45,654	1.00	45,654	1.00
ADMIN SUPPORT PROFESSIONAL	64,321	1.09	63,046	1.00	63,046	1.00	63,046	1.00
ADMINISTRATIVE MANAGER	683	0.01	0	0.00	0	0.00	0	0.00
SR BUSINESS PROJECT MANAGER	88,453	1.00	94,569	1.00	94,569	1.00	94,569	1.00
PROGRAM COORDINATOR	4,685	0.06	0	0.00	0	0.00	0	0.00
INTERMEDIATE ACCOUNTANT	64,112	1.00	69,568	1.00	69,568	1.00	69,568	1.00
BUDGET AND POLICY ANALYST	405,027	6.81	471,544	6.00	471,544	6.00	471,544	6.00
SENIOR BUDGET & POLICY ANALYST	328,099	4.42	549,807	6.00	549,807	6.00	549,807	6.00
BUDGET AND POLICY SUPERVISOR	273,774	2.98	401,103	4.00	401,103	4.00	401,103	4.00
BUDGET AND POLICY MANAGER	202,612	1.90	232,727	2.00	232,727	2.00	232,727	2.00
CHIEF ECONOMIST	97,270	1.13	92,395	1.00	92,395	1.00	92,395	1.00
TOTAL - PS	1,869,876	24.70	2,339,883	26.00	2,339,883	26.00	2,339,883	26.00
TRAVEL, IN-STATE	1,118	0.00	660	0.00	660	0.00	660	0.00
TRAVEL, OUT-OF-STATE	4,470	0.00	5,036	0.00	5,036	0.00	5,036	0.00
SUPPLIES	5,671	0.00	18,162	0.00	17,812	0.00	17,372	0.00
PROFESSIONAL DEVELOPMENT	39,321	0.00	29,925	0.00	29,925	0.00	29,925	0.00
COMMUNICATION SERV & SUPP	6,989	0.00	10,090	0.00	10,090	0.00	10,090	0.00
PROFESSIONAL SERVICES	30,566	0.00	5,108	0.00	32,569	0.00	32,569	0.00
HOUSEKEEPING & JANITORIAL SERV	0	0.00	50	0.00	50	0.00	50	0.00
M&R SERVICES	2,135	0.00	50	0.00	50	0.00	50	0.00
COMPUTER EQUIPMENT	0	0.00	4,653	0.00	909	0.00	1,349	0.00
OFFICE EQUIPMENT	15,559	0.00	2,073	0.00	2,073	0.00	2,073	0.00
OTHER EQUIPMENT	356	0.00	150	0.00	150	0.00	150	0.00

DECISION ITEM DETAIL

Budget Unit	FY 2023	FY 2023	FY 2024	FY 2024	FY 2025	FY 2025	FY 2025	FY 2025
Decision Item	ACTUAL	ACTUAL	BUDGET	BUDGET	DEPT REQ	DEPT REQ	GOV REC	GOV REC
Budget Object Class	DOLLAR	FTE	DOLLAR	FTE	DOLLAR	FTE	DOLLAR	FTE
BUDGET & PLANNING - OPER								
CORE								
MISCELLANEOUS EXPENSES	576	0.00	50	0.00	50	0.00	50	0.00
TOTAL - EE	106,761	0.00	76,007	0.00	99,374	0.00	99,374	0.00
GRAND TOTAL	\$1,976,637	24.70	\$2,415,890	26.00	\$2,439,257	26.00	\$2,439,257	26.00
GENERAL REVENUE	\$1,976,637	24.70	\$2,415,890	26.00	\$2,439,257	26.00	\$2,439,257	26.00
FEDERAL FUNDS	\$0	0.00	\$0	0.00	\$0	0.00	\$0	0.00
OTHER FUNDS	\$0	0.00	\$0	0.00	\$0	0.00	\$0	0.00

NEW DECISION ITEM

RANK: 1 OF 1

Department Office of Administration	Budget Unit 30530C
Division Budget and Planning	
DI Name: Economic/Budget Data Subscriptions DI# 1300005	HB Section 5.020

1. AMOUNT OF REQUEST

FY 2025 Budget Request					FY 2025 Governor's Recommendation				
	GR	Federal	Other	Total		GR	Federal	Other	Total
PS	0	0	0	0	PS	0	0	0	0
EE	35,500	0	0	35,500	EE	35,500	0	0	35,500
PSD	0	0	0	0	PSD	0	0	0	0
TRF	0	0	0	0	TRF	0	0	0	0
Total	35,500	0	0	35,500	Total	35,500	0	0	35,500
FTE	0.00	0.00	0.00	0.00	FTE	0.00	0.00	0.00	0.00
Est. Fringe	0	0	0	0	Est. Fringe	0	0	0	0
<i>Note: Fringes budgeted in House Bill 5 except for certain fringes budgeted directly to MoDOT, Highway Patrol, and Conservation.</i>					<i>Note: Fringes budgeted in House Bill 5 except for certain fringes budgeted directly to MoDOT, Highway Patrol, and Conservation.</i>				

2. THIS REQUEST CAN BE CATEGORIZED AS:

<input type="checkbox"/> New Legislation	<input type="checkbox"/> New Program	<input type="checkbox"/> Fund Switch
<input type="checkbox"/> Federal Mandate	<input type="checkbox"/> Program Expansion	<input type="checkbox"/> Cost to Continue
<input type="checkbox"/> GR Pick-Up	<input type="checkbox"/> Space Request	<input type="checkbox"/> Equipment Replacement
<input type="checkbox"/> Pay Plan	<input type="checkbox"/> Other: <u>Cost Increases</u>	

3. WHY IS THIS FUNDING NEEDED? PROVIDE AN EXPLANATION FOR ITEMS CHECKED IN #2. INCLUDE THE FEDERAL OR STATE STATUTORY OR CONSTITUTIONAL AUTHORIZATION FOR THIS PROGRAM.

What's Going On?: Without critical state/national economic data, and information regarding budgeting best practices, **Budget and Planning cannot successfully fulfill its role in helping to build and implement a constitutionally balanced budget.**

The Problem: A variety of private vendors and national associations provide these materials. **Unfortunately, the cost of such information has risen significantly in the last ten years.** From FY13 to FY23, the cost to access such budget and economic data rose 42%.

NEW DECISION ITEM

RANK: 1 OF 1

Department Office of Administration	Budget Unit <u>30530C</u>
Division Budget and Planning	
DI Name: Economic/Budget Data Subscriptions DI# 1300005	HB Section <u>5.020</u>

Additionally, **the costs of assembling budget books for General Assembly budget hearings has increased** both generally and in the sheer numbers of pages printed due to an influx of new funds in recent years.

Where B&P Is Now?: Unfortunately, Budget and Planning's appropriation to pay for the above costs is actually smaller in FY24 (\$76,007) than in FY09 (\$85,935).

While B&P has successfully managed within its budget to cover these costs over the past 14 plus years, **costs have risen to where B&P can no longer cover both these and general division operating costs.**

B&P's Request: Consequently, B&P seeks funding to cover post FY13 cost escalations as well as anticipated increases.

NEW DECISION ITEM

RANK: 1 OF 1

Department Office of Administration	Budget Unit <u>30530C</u>
Division Budget and Planning	
DI Name: Economic/Budget Data Subscriptions DI# 1300005	HB Section <u>5.020</u>

4. DESCRIBE THE DETAILED ASSUMPTIONS USED TO DERIVE THE SPECIFIC REQUESTED AMOUNT. (How did you determine that the requested number of FTE were appropriate? From what source or standard did you derive the requested levels of funding? Were alternatives such as outsourcing or automation considered? If based on new legislation, does request tie to TAFP fiscal note? If not, explain why. Detail which portions of the request are one-times and how those amounts were calculated.)

The requested amount is based on a 42% increase in economic data and dues fees between FY13 and FY23 as well as an 86% increase in budget book printing costs.

5. BREAK DOWN THE REQUEST BY BUDGET OBJECT CLASS, JOB CLASS, AND FUND SOURCE. IDENTIFY ONE-TIME COSTS.

Budget Object Class/Job Class	Dept Req GR DOLLARS	Dept Req GR FTE	Dept Req FED DOLLARS	Dept Req FED FTE	Dept Req OTHER DOLLARS	Dept Req OTHER FTE	Dept Req TOTAL DOLLARS	Dept Req TOTAL FTE	Dept Req One-Time DOLLARS
Professional Services	35,500						35,500		0
Total EE	<u>35,500</u>		<u>0</u>		<u>0</u>		<u>35,500</u>		<u>0</u>
Grand Total	<u>35,500</u>		<u>0</u>		<u>0</u>		<u>35,500</u>		<u>0</u>

Budget Object Class/Job Class	Gov Rec GR DOLLARS	Gov Rec GR FTE	Gov Rec FED DOLLARS	Gov Rec FED FTE	Gov Rec OTHER DOLLARS	Gov Rec OTHER FTE	Gov Rec TOTAL DOLLARS	Gov Rec TOTAL FTE	Gov Rec One-Time DOLLARS
Professional Services	35,500						35,500		0
Total EE	<u>35,500</u>		<u>0</u>		<u>0</u>		<u>35,500</u>		<u>0</u>
Grand Total	<u>35,500</u>		<u>0</u>		<u>0</u>		<u>35,500</u>		<u>0</u>

NEW DECISION ITEM

RANK: 1 OF 1

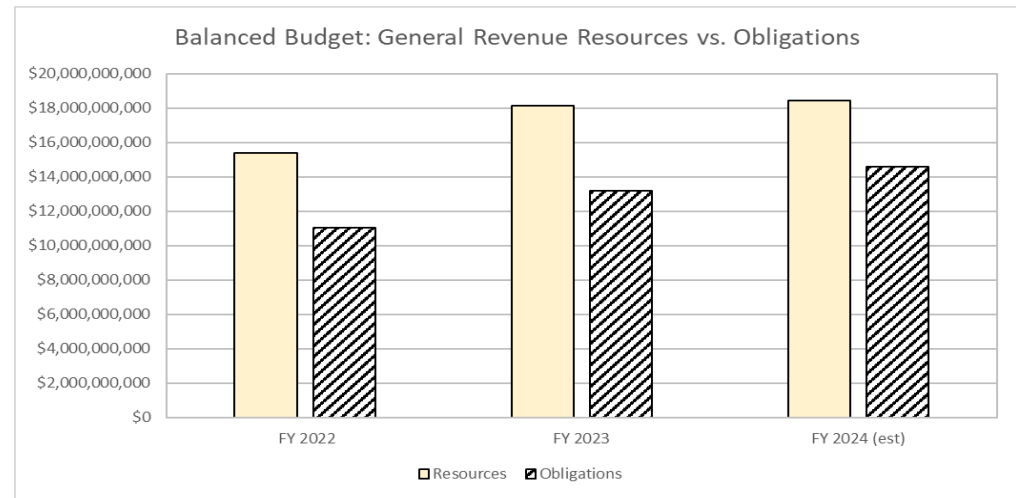
Department <u>Office of Administration</u>	Budget Unit <u>30530C</u>
Division <u>Budget and Planning</u>	
DI Name: <u>Economic/Budget Data Subscriptions</u> DI# <u>1300005</u>	HB Section <u>5.020</u>

6. PERFORMANCE MEASURES (If new decision item has an associated core, separately identify projected performance with & without additional funding.)

6a. Provide an activity measure(s) for the program.

N/A

6b. Provide a measure(s) of the program's quality.



6c. Provide a measure(s) of the program's impact.

Missouri Credit Ratings							
	2017	2018	2019	2020	2021	2022	2023
Moody's	Aaa	Aaa	Aaa	Aaa	Aaa	Aaa	Aaa
Fitch	AAA	AAA	AAA	AAA	AAA	AAA	AAA
S&P Global	AAA	AAA	AAA	AAA	AAA	AAA	AAA
% States	28.0%	N/A	N/A	30.0%	30.0%	N/A	N/A

6d. Provide a measure(s) of the program's efficiency.

State	# of Budget Analysts	FY23 Operating Budget (Billions)	Billions Per Analyst
IL	17	\$118.89	6.99
KY	9	\$49.98	5.55
MO	11	\$51.80	4.71
TN	11	\$55.60	5.05
AR	17	\$52.00	3.06
KS	10	\$24.11	2.41
NE	7	\$14.09	2.01
OK	8	\$11.40	1.43
IA	8	\$9.88	1.24

NEW DECISION ITEM

RANK: 1 OF 1

Department Office of Administration	Budget Unit <u>30530C</u>
Division Budget and Planning	
DI Name: Economic/Budget Data Subscriptions DI# 130005	HB Section <u>5.020</u>

7. STRATEGIES TO ACHIEVE THE PERFORMANCE MEASUREMENT TARGETS:

Continuous monitoring of current revenues, expenditures, and estimated future revenues to ensure that necessary steps can be taken so that income does not outstrip expenditures and result in an unbalanced budget.

DECISION ITEM DETAIL

Budget Unit	FY 2023	FY 2023	FY 2024	FY 2024	FY 2025	FY 2025	FY 2025	FY 2025
Decision Item	ACTUAL	ACTUAL	BUDGET	BUDGET	DEPT REQ	DEPT REQ	GOV REC	GOV REC
Budget Object Class	DOLLAR	FTE	DOLLAR	FTE	DOLLAR	FTE	DOLLAR	FTE
BUDGET & PLANNING - OPER								
B&P Budget Data Subscriptions - 1300005								
PROFESSIONAL SERVICES	0	0.00	0	0.00	35,500	0.00	35,500	0.00
TOTAL - EE	0	0.00	0	0.00	35,500	0.00	35,500	0.00
GRAND TOTAL	\$0	0.00	\$0	0.00	\$35,500	0.00	\$35,500	0.00
GENERAL REVENUE	\$0	0.00	\$0	0.00	\$35,500	0.00	\$35,500	0.00
FEDERAL FUNDS	\$0	0.00	\$0	0.00	\$0	0.00	\$0	0.00
OTHER FUNDS	\$0	0.00	\$0	0.00	\$0	0.00	\$0	0.00

CORE DECISION ITEM

Department: Office of Administration	Budget Unit <u>30540C</u>
Division: Budget and Planning	
Core: Census Preparation and Support	HB Section <u>5.020</u>

1. CORE FINANCIAL SUMMARY

	FY 2025 Budget Request			
	GR	Federal	Other	Total
PS	0	0	0	0
EE	0	0	0	0
PSD	0	0	0	0
TRF	0	0	0	0
Total	0	0	0	0
FTE	0.00	0.00	0.00	0.00

	FY 2025 Governor's Recommendation			
	GR	Federal	Other	Total
PS	0	0	0	0
EE	0	0	0	0
PSD	0	0	0	0
TRF	0	0	0	0
Total	0	0	0	0
FTE	0.00	0.00	0.00	0.00

Est. Fringe	0	0	0	0
--------------------	---	---	---	---

Note: Fringes budgeted in House Bill 5 except for certain fringes budgeted directly to MoDOT, Highway Patrol, and Conservation.

Est. Fringe	0	0	0	0
--------------------	---	---	---	---

Note: Fringes budgeted in House Bill 5 except for certain fringes budgeted directly to MoDOT, Highway Patrol, and Conservation.

2. CORE DESCRIPTION

Section 37.130, RSMo., provides that the demographic unit in the Office of Administration "shall provide requested assistance in all reapportionment matters". The United States census occurred on April 1, 2020. The Missouri State Demographer prepared census, geographic, and election databases for reapportionment efforts following the census. This core provided temporary staff and resources to support multi-year reapportionment activities including software and equipment purchases, training, data compilations, setting up a redistricting office, creating and maintaining a website for public use, coordinating public meetings and travel, filing draft and final plans with the Secretary of State, making maps of new districts available to elected officials, and providing data and support in the event of post map making legal challenges.

In FY25, with district map drawing duties complete, the amount needed for on-going census/redistricting software licenses is being transferred to the Budget & Planning core. The amounts used for non-licensing purposes was core cut in FY24.

3. PROGRAM LISTING (list programs included in this core funding)

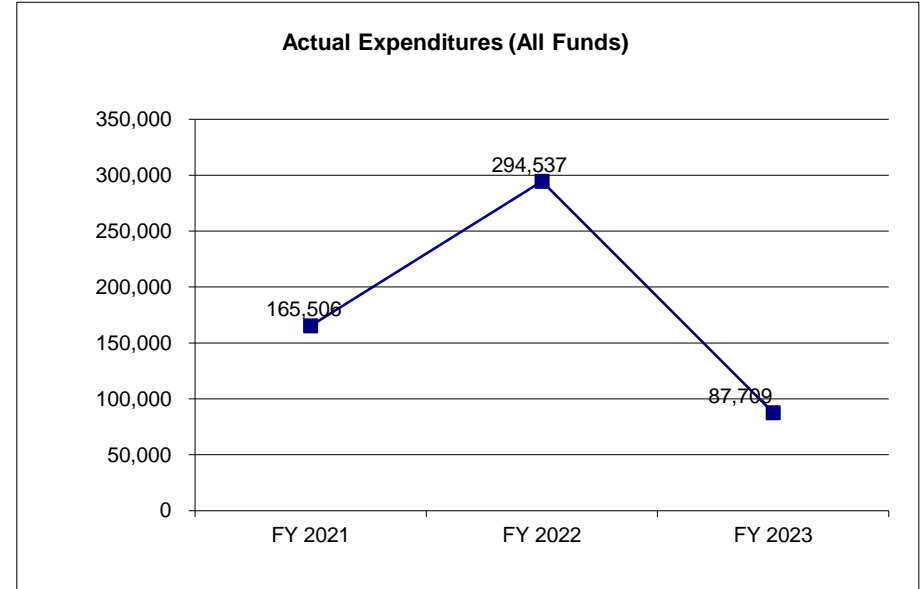
Census and reapportionment support

CORE DECISION ITEM

Department: Office of Administration	Budget Unit <u>30540C</u>
Division: Budget and Planning	
Core: Census Preparation and Support	HB Section <u>5.020</u>

4. FINANCIAL HISTORY

	FY 2021	FY 2022	FY 2023	FY 2024
	Actual	Actual	Actual	Current Yr.
Appropriation (All Funds)	292,845	552,397	568,910	0
Less Reverted (All Funds)	(8,786)	(16,572)	(17,067)	0
Less Restricted (All Funds)*	0			
Budget Authority (All Funds)	284,059	535,825	551,843	0
Actual Expenditures (All Funds)	165,506	294,537	87,709	0
Unexpended (All Funds)	118,553	241,288	464,134	N/A
Unexpended, by Fund:				
General Revenue	118,553	241,288	464,134	N/A
Federal	0	0	0	N/A
Other	0	0	0	N/A



Reverted includes the statutory three percent reserve amount (when applicable).

Restricted includes any Governor's expenditure restrictions which remained at the end of the fiscal year (when applicable).

NOTES:

CORE RECONCILIATION DETAIL

STATE
CENSUS PREPARATION

5. CORE RECONCILIATION DETAIL

	Budget Class	FTE	GR	Federal	Other	Total	Explanation
TAFP AFTER VETOES							
	EE	0.00	27,461	0	0	27,461	
	Total	0.00	27,461	0	0	27,461	
DEPARTMENT CORE ADJUSTMENTS							
Core Reallocation	24 5063 EE	0.00	(27,461)	0	0	(27,461)	Reallocation from the Census Preparation and Support core to the B&P core to preserve ongoing licensing for redistricting software.
NET DEPARTMENT CHANGES		0.00	(27,461)	0	0	(27,461)	
DEPARTMENT CORE REQUEST							
	EE	0.00	0	0	0	0	
	Total	0.00	0	0	0	0	
GOVERNOR'S RECOMMENDED CORE							
	EE	0.00	0	0	0	0	
	Total	0.00	0	0	0	0	

DECISION ITEM SUMMARY

Budget Unit								
Decision Item	FY 2023	FY 2023	FY 2024	FY 2024	FY 2025	FY 2025	FY 2025	FY 2025
Budget Object Summary	ACTUAL	ACTUAL	BUDGET	BUDGET	DEPT REQ	DEPT REQ	GOV REC	GOV REC
Fund	DOLLAR	FTE	DOLLAR	FTE	DOLLAR	FTE	DOLLAR	FTE
CENSUS PREPARATION								
CORE								
PERSONAL SERVICES								
GENERAL REVENUE	80,042	1.22	0	0.00	0	0.00	0	0.00
TOTAL - PS	80,042	1.22	0	0.00	0	0.00	0	0.00
EXPENSE & EQUIPMENT								
GENERAL REVENUE	7,667	0.00	27,461	0.00	0	0.00	0	0.00
TOTAL - EE	7,667	0.00	27,461	0.00	0	0.00	0	0.00
TOTAL	87,709	1.22	27,461	0.00	0	0.00	0	0.00
GRAND TOTAL	\$87,709	1.22	\$27,461	0.00	\$0	0.00	\$0	0.00

DECISION ITEM DETAIL

Budget Unit	FY 2023	FY 2023	FY 2024	FY 2024	FY 2025	FY 2025	FY 2025	FY 2025
Decision Item	ACTUAL	ACTUAL	BUDGET	BUDGET	DEPT REQ	DEPT REQ	GOV REC	GOV REC
Budget Object Class	DOLLAR	FTE	DOLLAR	FTE	DOLLAR	FTE	DOLLAR	FTE
CENSUS PREPARATION								
CORE								
DESIGNATED PRINCIPAL ASST DIV	62,894	1.00	0	0.00	0	0.00	0	0.00
SPECIAL ASST PROFESSIONAL	17,148	0.22	0	0.00	0	0.00	0	0.00
TOTAL - PS	80,042	1.22	0	0.00	0	0.00	0	0.00
TRAVEL, IN-STATE	0	0.00	19,942	0.00	0	0.00	0	0.00
TRAVEL, OUT-OF-STATE	0	0.00	4,332	0.00	0	0.00	0	0.00
SUPPLIES	163	0.00	0	0.00	0	0.00	0	0.00
PROFESSIONAL DEVELOPMENT	0	0.00	1,140	0.00	0	0.00	0	0.00
COMMUNICATION SERV & SUPP	1,833	0.00	2,047	0.00	0	0.00	0	0.00
M&R SERVICES	5,170	0.00	0	0.00	0	0.00	0	0.00
OFFICE EQUIPMENT	501	0.00	0	0.00	0	0.00	0	0.00
TOTAL - EE	7,667	0.00	27,461	0.00	0	0.00	0	0.00
GRAND TOTAL	\$87,709	1.22	\$27,461	0.00	\$0	0.00	\$0	0.00
GENERAL REVENUE	\$87,709	1.22	\$27,461	0.00	\$0	0.00		0.00
FEDERAL FUNDS	\$0	0.00	\$0	0.00	\$0	0.00		0.00
OTHER FUNDS	\$0	0.00	\$0	0.00	\$0	0.00		0.00

PROGRAM DESCRIPTION

Department: Office of Administration _____

HB Section(s): 05.020

Program Name: Budget and Planning _____

Program is found in the following core budget(s): Budget and Planning

1a. What strategic priority does this program address?

Using data and analytics to improve decision-making and transparency.

1b. What does this program do?

The Division of Budget and Planning (BAP) exists to improve the lives of Missourians by making government better by providing analysis, resolving problems, and embracing improvement.

Specifically, BAP provides analysis and data to the Commissioner of Administration, Office of the Governor, General Assembly, and state agencies regarding fiscal and other policies. Our primary duties include:

- to provide support to the Governor in the creation of the Governor's recommended budget, and
- to serve Missouri taxpayers by implementing the final budget in a balanced and efficient manner.

Budget and Planning also:

- analyzes budget, tax, fiscal policy, and legislative issues for the Executive Branch,
- coordinates with agencies to implement fiscal policies and priorities,
- monitors and reviews legislation with budget implications,
- monitors, tracks, and reviews legislation,
- reviews and/or coordinates state-wide fiscal note responses,
- is the statutorily designated state demographic agency with demographic and reapportionment duties, and
- provides additional oversight and counsel for the statewide financial system upgrade.

PROGRAM DESCRIPTION

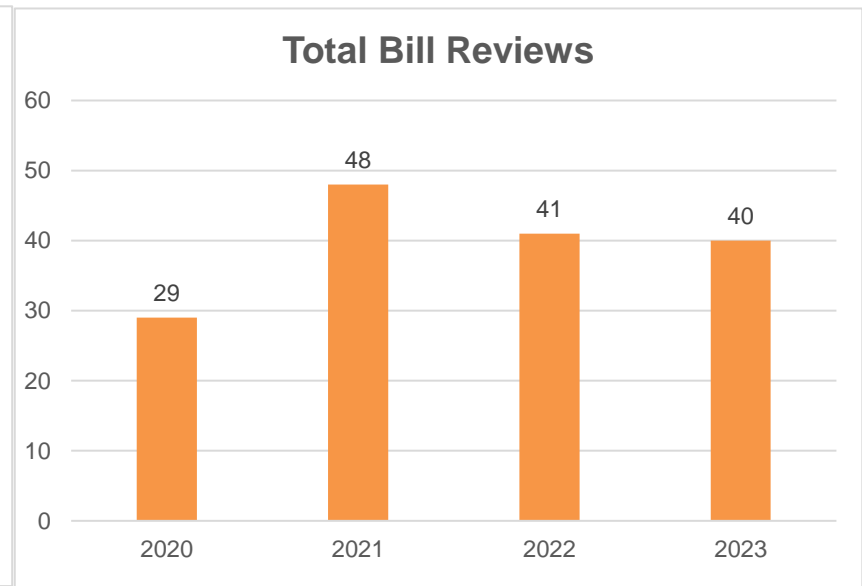
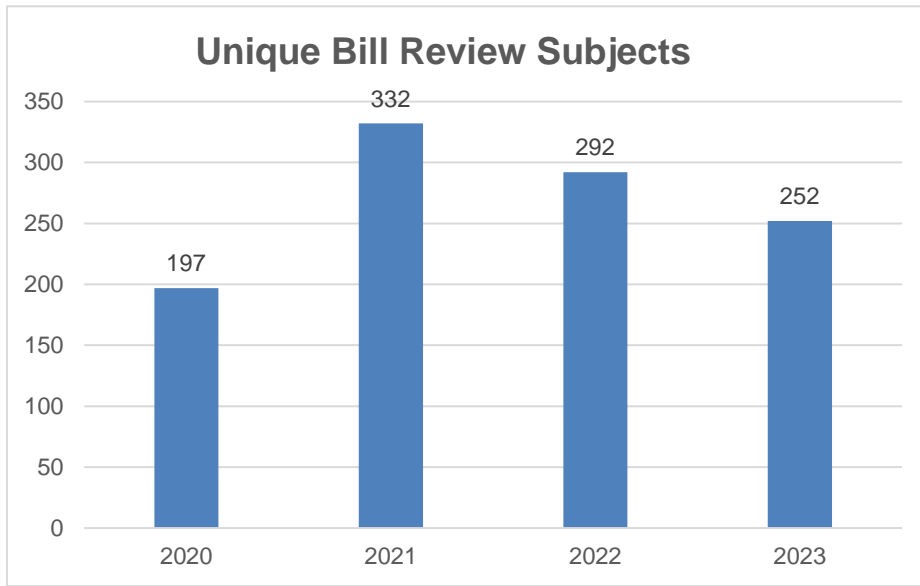
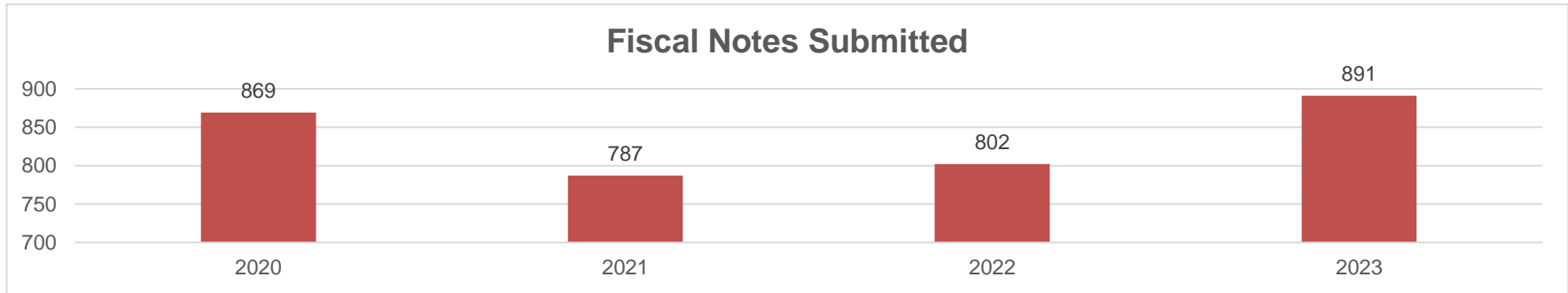
Department: Office of Administration

HB Section(s): 05.020

Program Name: Budget and Planning

Program is found in the following core budget(s): Budget and Planning

2a. Provide an activity measure(s) for the program.



PROGRAM DESCRIPTION

Department: Office of Administration

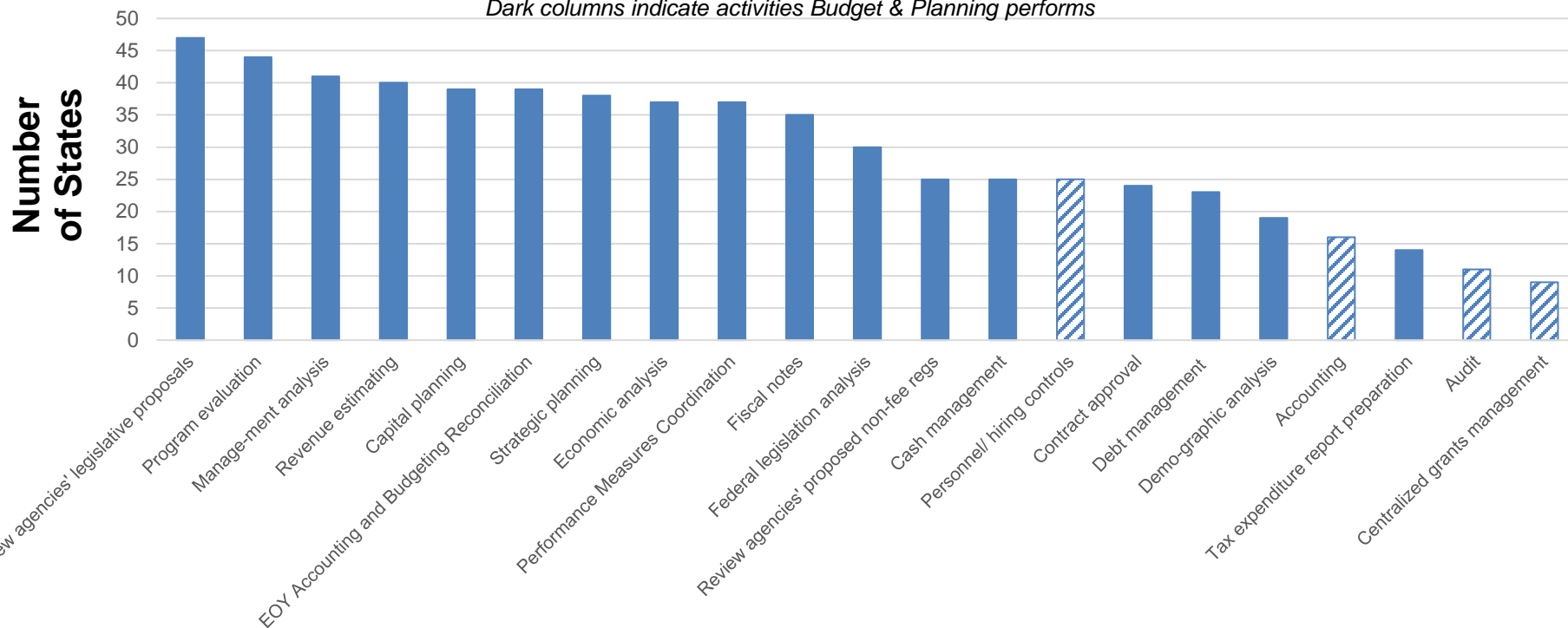
HB Section(s): 05.020

Program Name: Budget and Planning

Program is found in the following core budget(s): Budget and Planning

State Budget Office Activities

Dark columns indicate activities Budget & Planning performs



Missouri ranks in the top 6 among the 50 state budget offices for most analysis and management activities.
Source: National Association of State Budget Officers (NASBO), Budget Processes in the States, Spring 2021.

PROGRAM DESCRIPTION

Department: Office of Administration _____

HB Section(s): 05.020 _____

Program Name: Budget and Planning _____

Program is found in the following core budget(s): Budget and Planning

2b. Provide a measure(s) of the program's quality.

Missouri Credit Ratings							
	2017	2018	2019	2020	2021	2022	2023
Moody's	Aaa	Aaa	Aaa	Aaa	Aaa	Aaa	Aaa
Fitch	AAA	AAA	AAA	AAA	AAA	AAA	AAA
S&P Global	AAA	AAA	AAA	AAA	AAA	AAA	AAA
% States	28.0%	N/A	N/A	30.0%	30.0%	N/A	N/A

Triple "A" is the highest rating available from all three credit rating agencies. The higher a state's credit rating, the lower the cost to repay its bonds. High ratings signal that the state can and will meet its financial obligations to pay both interest and principal.

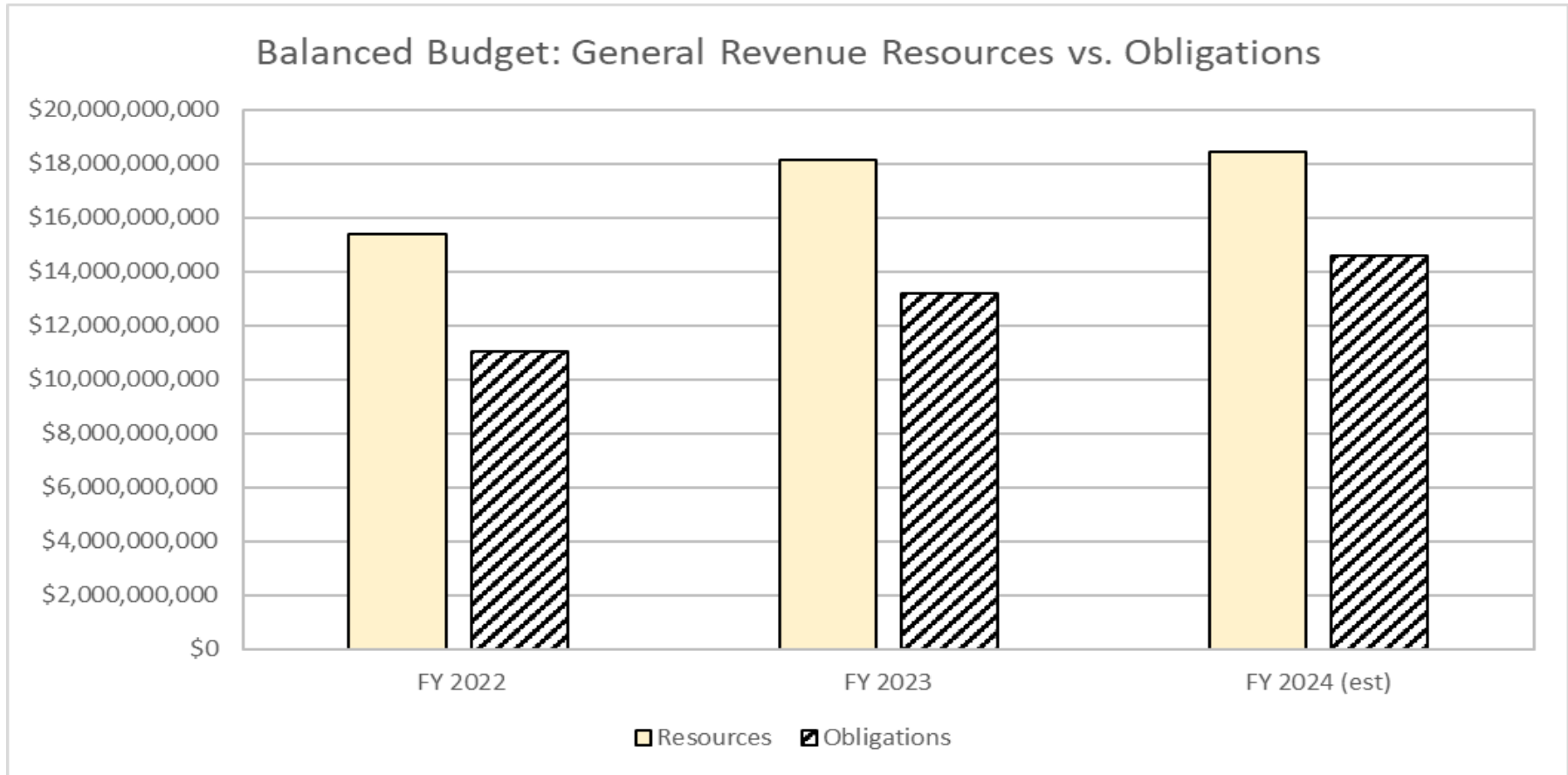
PROGRAM DESCRIPTION

Department: Office of Administration

HB Section(s): 05.020

Program Name: Budget and Planning

Program is found in the following core budget(s): Budget and Planning



PROGRAM DESCRIPTION

Department: Office of Administration _____

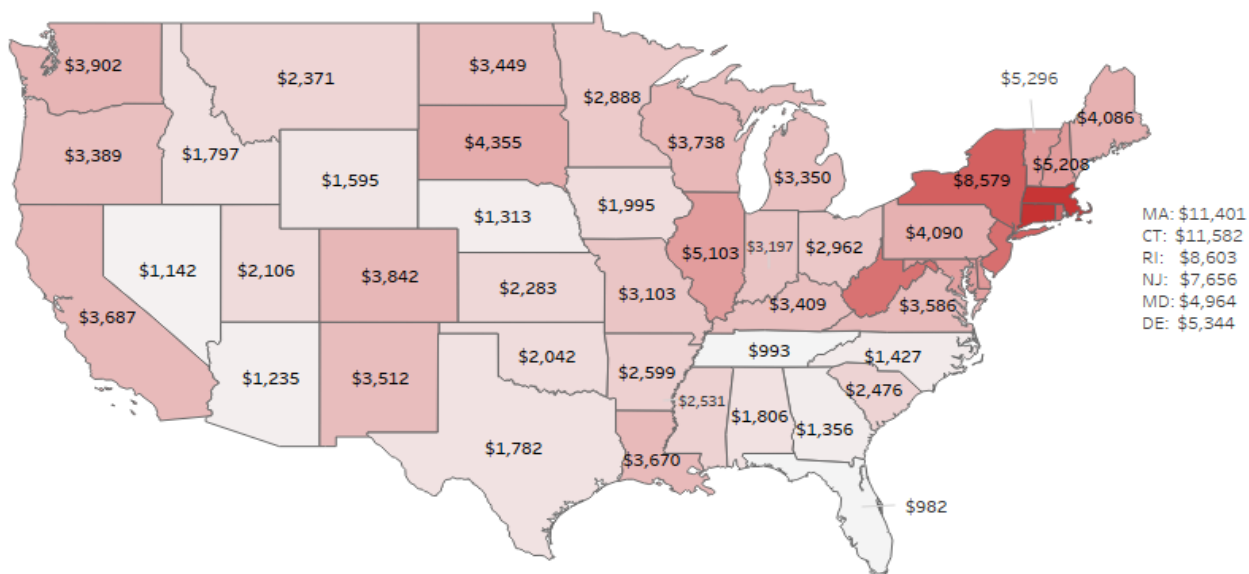
HB Section(s): 05.020 _____

Program Name: Budget and Planning _____

Program is found in the following core budget(s): Budget and Planning

2c. Provide a measure(s) of the program's impact.

US State Debt Per Capita (2021)



Missouri ranks 12th on US News and World Report's State Fiscal Stability Rankings

PROGRAM DESCRIPTION

Department: Office of Administration _____

HB Section(s): 05.020 _____

Program Name: Budget and Planning _____

Program is found in the following core budget(s): Budget and Planning

2d. Provide a measure(s) of the program's efficiency.

State	# of Budget Analysts	FY23 Operating Budget (Billions)	Billions Per Analyst
IL	17	\$118.89	6.99
KY	9	\$49.98	5.55
MO	11	\$51.80	4.71
TN	11	\$55.60	5.05
AR	17	\$52.00	3.06
KS	10	\$24.11	2.41
NE	7	\$14.09	2.01
OK	8	\$11.40	1.43
IA	8	\$9.88	1.24
AVG	12.0	\$69.07	5.6

PROGRAM DESCRIPTION

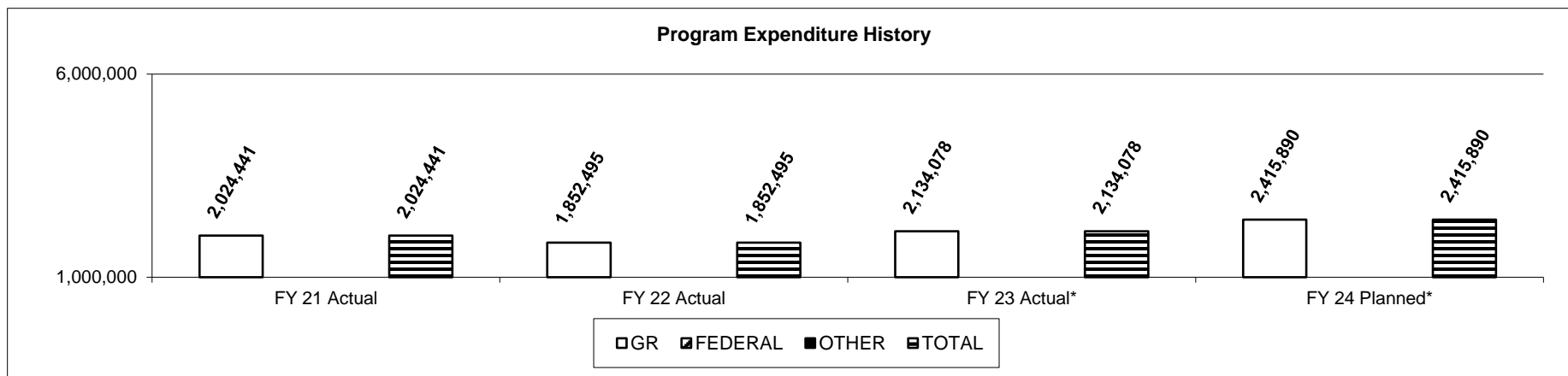
Department: Office of Administration _____

HB Section(s): 05.020 _____

Program Name: Budget and Planning _____

Program is found in the following core budget(s): Budget and Planning

3. Provide actual expenditures for the prior three fiscal years and planned expenditures for the current fiscal year. (Note: Amounts do not include fringe benefit costs.)



*Note- FY21 and FY22 reflect increase due to once a decade redistricting activities

4. What are the sources of the "Other " funds?

Budget and Planning has no "other" funds.

5. What is the authorization for this program, i.e., federal or state statute, etc.? (Include the federal program number, if applicable.)

Chapter 33, RSMo charges the Division of Budget and Planning to assist in executive branch management.

6. Are there federal matching requirements? If yes, please explain.

No

7. Is this a federally mandated program? If yes, please explain.

No

CORE DECISION ITEM

Department: Office of Administration	Budget Unit <u>30615C</u>
Division: Information Technology Services Division (ITSD)	
Core: ITSD Operating Core	HB Section <u>05.025</u>

1. CORE FINANCIAL SUMMARY

	FY 2025 Budget Request					FY 2025 Governor's Recommendation			
	GR	Federal	Other	Total		GR	Federal	Other	Total
PS	9,617,447	4,998,588	10,443,690	25,059,725	PS	9,617,447	4,998,588	10,443,690	25,059,725
EE	43,719,912	7,116,934	46,723,716	97,560,562	EE	43,719,912	7,116,934	46,723,716	97,560,562
PSD	1,000,000	0	263,650	1,263,650	PSD	1,000,000	0	263,650	1,263,650
TRF	0	0	0	0	TRF	0	0	0	0
Total	54,337,359	12,115,522	57,431,056	123,883,937	Total	54,337,359	12,115,522	57,431,056	123,883,937
FTE	169.75	45.50	122.75	338.00	FTE	169.75	45.50	122.75	338.00

Est. Fringe	6,133,898	2,546,338	5,735,946	14,416,182
--------------------	-----------	-----------	-----------	------------

Note: Fringes budgeted in House Bill 5 except for certain fringes budgeted directly to MoDOT, Highway Patrol, and Conservation.

Est. Fringe	6,133,898	2,546,338	5,735,946	14,416,182
--------------------	-----------	-----------	-----------	------------

Note: Fringes budgeted in House Bill 5 except for certain fringes budgeted directly to MoDOT, Highway Patrol, and Conservation.

Other Funds: See Decision Item Summary on Following Pages

Other Funds:

2. CORE DESCRIPTION

This core request is to fund centralized, enterprise-wide IT services for the 14 different departments that are supported by the Office of Administration, Information Technology Services Division (ITSD). The consolidation of these resources along functional units within ITSD has allowed the State to leverage knowledge sharing and collaboration among IT professionals, and reduce costs through aggregation of like contracts & services and volume purchasing options.

3. PROGRAM LISTING (list programs included in this core funding)

Office of the CIO State Data Center Telecommunications/Network Client Engagement Services	Office of Cyber Security Enterprise Project Management Office Office of Geospatial Information Fiscal & Administrative Services
--	--

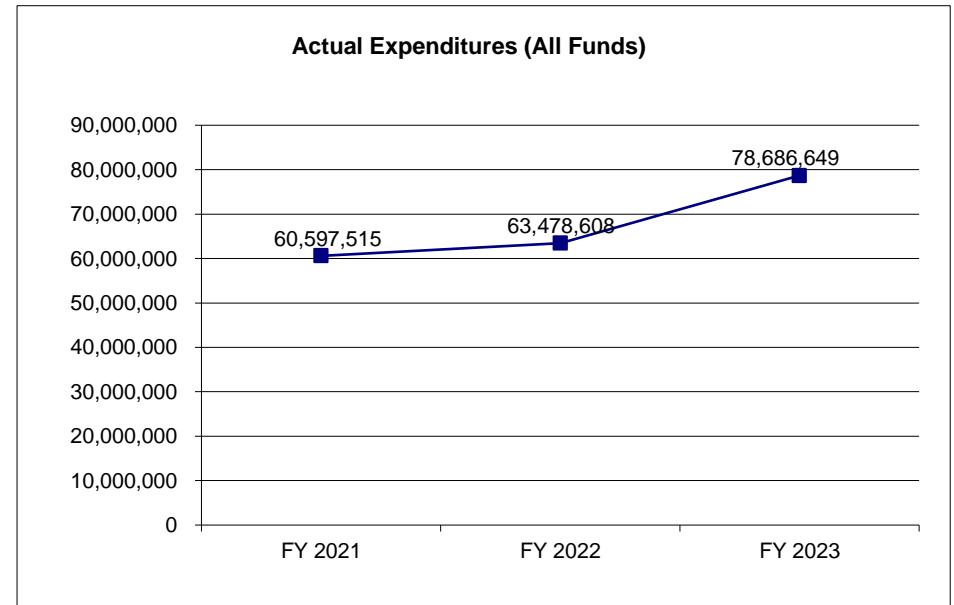
CORE DECISION ITEM

Department: Office of Administration
Division: Information Technology Services Division (ITSD)
Core: ITSD Operating Core

Budget Unit 30615C
HB Section 05.025

4. FINANCIAL HISTORY

	FY 2021 Actual	FY 2022 Actual	FY 2023 Actual	FY 2024 Current Yr.
Appropriation (All Funds)	71,969,337	72,180,452	91,005,320	124,000,403
Less Reverted (All Funds)	(1,241,275)	(477,236)	(857,344)	(1,633,614)
Less Restricted (All Funds)*	0	0	0	0
Budget Authority (All Funds)	70,728,062	71,703,216	90,147,976	122,366,789
Actual Expenditures (All Funds)	60,597,515	63,478,608	78,686,649	N/A
Unexpended (All Funds)	10,130,547	8,224,608	11,461,327	N/A
Unexpended, by Fund:				
General Revenue	1,227,396	156,083	2,263,702	N/A
Federal	6,923,232	5,557,528	5,302,110	N/A
Other	1,979,919	2,510,997	3,895,515	N/A



*Current Year restricted amount is as of _____.

Reverted includes the statutory three percent reserve amount (when applicable).

Restricted includes any Governor's expenditure restrictions which remained at the end of the fiscal year (when applicable).

NOTES:

Actual appropriation is the budget authority amount after all required flexibility transactions were processed. Flexibility is used to help manage priorities for all consolidated agencies as IT needs for each agency can change very rapidly throughout the year.

CORE RECONCILIATION DETAIL

**STATE
ITSD CONSOLIDATION**

5. CORE RECONCILIATION DETAIL

				Budget Class	FTE	GR	Federal	Other	Total	Explanation
TAFP AFTER VETOES										
				PS	338.00	9,617,447	4,998,588	10,443,690	25,059,725	
				EE	0.00	43,836,378	7,116,934	46,723,716	97,677,028	
				PD	0.00	1,000,000	0	263,650	1,263,650	
				Total	338.00	54,453,825	12,115,522	57,431,056	124,000,403	
DEPARTMENT CORE ADJUSTMENTS										
1x Expenditures	733	3777		EE	0.00	(100,000)	0	0	(100,000)	Reduction of 1X funding included in the Network Resiliency & Operations NDI.
1x Expenditures	1021	3776		EE	0.00	(16,466)	0	0	(16,466)	Core Reduction of 1X funding included in the Cloud Monitoring & User Management NDI.
				NET DEPARTMENT CHANGES	0.00	(116,466)	0	0	(116,466)	
DEPARTMENT CORE REQUEST										
				PS	338.00	9,617,447	4,998,588	10,443,690	25,059,725	
				EE	0.00	43,719,912	7,116,934	46,723,716	97,560,562	
				PD	0.00	1,000,000	0	263,650	1,263,650	
				Total	338.00	54,337,359	12,115,522	57,431,056	123,883,937	
GOVERNOR'S RECOMMENDED CORE										
				PS	338.00	9,617,447	4,998,588	10,443,690	25,059,725	
				EE	0.00	43,719,912	7,116,934	46,723,716	97,560,562	
				PD	0.00	1,000,000	0	263,650	1,263,650	
				Total	338.00	54,337,359	12,115,522	57,431,056	123,883,937	

DECISION ITEM SUMMARY

Budget Unit									
Decision Item	FY 2023	FY 2023	FY 2024	FY 2024	FY 2025	FY 2025	FY 2025	FY 2025	FY 2025
Budget Object Summary	ACTUAL	ACTUAL	BUDGET	BUDGET	DEPT REQ	DEPT REQ	GOV REC	GOV REC	GOV REC
Fund	DOLLAR	FTE	DOLLAR	FTE	DOLLAR	FTE	DOLLAR	FTE	DOLLAR
ITSD CONSOLIDATION									
CORE									
PERSONAL SERVICES									
GENERAL REVENUE	5,555,947	77.28	9,617,447	169.75	9,617,447	169.75	9,617,447	169.75	9,617,447
OA INFORMATION TECH FED& OTHER	11,720	0.27	4,998,588	45.50	4,998,588	45.50	4,998,588	45.50	4,998,588
MO REVOLVING INFO TECH TRUST	9,936,845	156.17	10,443,690	122.75	10,443,690	122.75	10,443,690	122.75	10,443,690
TOTAL - PS	15,504,512	233.72	25,059,725	338.00	25,059,725	338.00	25,059,725	338.00	25,059,725
EXPENSE & EQUIPMENT									
GENERAL REVENUE	19,488,650	0.00	43,836,378	0.00	43,719,912	0.00	43,719,912	0.00	43,719,912
OA INFORMATION TECH FED& OTHER	0	0.00	7,116,934	0.00	7,116,934	0.00	7,116,934	0.00	7,116,934
BUDGET STABILIZATION	5,930,735	0.00	0	0.00	0	0.00	0	0.00	0
MO REVOLVING INFO TECH TRUST	33,535,046	0.00	46,723,716	0.00	46,723,716	0.00	46,723,716	0.00	46,723,716
TOTAL - EE	58,954,431	0.00	97,677,028	0.00	97,560,562	0.00	97,560,562	0.00	97,560,562
PROGRAM-SPECIFIC									
GENERAL REVENUE	0	0.00	1,000,000	0.00	1,000,000	0.00	1,000,000	0.00	1,000,000
MO REVOLVING INFO TECH TRUST	4,227,706	0.00	263,650	0.00	263,650	0.00	263,650	0.00	263,650
TOTAL - PD	4,227,706	0.00	1,263,650	0.00	1,263,650	0.00	1,263,650	0.00	1,263,650
TOTAL	78,686,649	233.72	124,000,403	338.00	123,883,937	338.00	123,883,937	338.00	123,883,937
Pay Plan - 0000012									
PERSONAL SERVICES									
GENERAL REVENUE	0	0.00	0	0.00	0	0.00	540,239	0.00	540,239
OA INFORMATION TECH FED& OTHER	0	0.00	0	0.00	0	0.00	159,955	0.00	159,955
MO REVOLVING INFO TECH TRUST	0	0.00	0	0.00	0	0.00	334,199	0.00	334,199
TOTAL - PS	0	0.00	0	0.00	0	0.00	1,034,393	0.00	1,034,393
TOTAL	0	0.00	0	0.00	0	0.00	1,034,393	0.00	1,034,393
Citizen Portal Maint & Support - 1300019									
PERSONAL SERVICES									
GENERAL REVENUE	0	0.00	0	0.00	5,265,000	63.00	5,265,000	63.00	5,265,000
TOTAL - PS	0	0.00	0	0.00	5,265,000	63.00	5,265,000	63.00	5,265,000
EXPENSE & EQUIPMENT									

1/19/24 12:30

im_disummary

DECISION ITEM SUMMARY

Budget Unit									
Decision Item	FY 2023	FY 2023	FY 2024	FY 2024	FY 2025	FY 2025	FY 2025	FY 2025	FY 2025
Budget Object Summary	ACTUAL	ACTUAL	BUDGET	BUDGET	DEPT REQ	DEPT REQ	GOV REC	GOV REC	GOV REC
Fund	DOLLAR	FTE	DOLLAR	FTE	DOLLAR	FTE	DOLLAR	FTE	DOLLAR
ITSD CONSOLIDATION									
Citizen Portal Maint & Support - 1300019									
EXPENSE & EQUIPMENT									
GENERAL REVENUE	0	0.00	0	0.00	17,766,473	0.00	17,766,473	0.00	0.00
TOTAL - EE	0	0.00	0	0.00	17,766,473	0.00	17,766,473	0.00	0.00
TOTAL	0	0.00	0	0.00	23,031,473	63.00	23,031,473	63.00	63.00
SDC Resiliency & Redundancy - 1300020									
PERSONAL SERVICES									
GENERAL REVENUE	0	0.00	0	0.00	1,020,000	12.00	1,020,000	12.00	12.00
TOTAL - PS	0	0.00	0	0.00	1,020,000	12.00	1,020,000	12.00	12.00
EXPENSE & EQUIPMENT									
GENERAL REVENUE	0	0.00	0	0.00	15,000,000	0.00	3,000,000	0.00	0.00
TOTAL - EE	0	0.00	0	0.00	15,000,000	0.00	3,000,000	0.00	0.00
TOTAL	0	0.00	0	0.00	16,020,000	12.00	4,020,000	12.00	12.00
Office Productivity Tools - 1300021									
EXPENSE & EQUIPMENT									
GENERAL REVENUE	0	0.00	0	0.00	205,997	0.00	205,997	0.00	0.00
TOTAL - EE	0	0.00	0	0.00	205,997	0.00	205,997	0.00	0.00
TOTAL	0	0.00	0	0.00	205,997	0.00	205,997	0.00	0.00
IT Asset Management System - 1300022									
PERSONAL SERVICES									
GENERAL REVENUE	0	0.00	0	0.00	140,000	2.00	140,000	0.00	0.00
TOTAL - PS	0	0.00	0	0.00	140,000	2.00	140,000	0.00	0.00
EXPENSE & EQUIPMENT									
GENERAL REVENUE	0	0.00	0	0.00	1,440,000	0.00	1,440,000	0.00	0.00
TOTAL - EE	0	0.00	0	0.00	1,440,000	0.00	1,440,000	0.00	0.00
TOTAL	0	0.00	0	0.00	1,580,000	2.00	1,580,000	0.00	0.00

1/19/24 12:30

im_disummary

DECISION ITEM SUMMARY

Budget Unit									
Decision Item	FY 2023	FY 2023	FY 2024	FY 2024	FY 2025	FY 2025	FY 2025	FY 2025	FY 2025
Budget Object Summary	ACTUAL	ACTUAL	BUDGET	BUDGET	DEPT REQ	DEPT REQ	GOV REC	GOV REC	GOV REC
Fund	DOLLAR	FTE	DOLLAR	FTE	DOLLAR	FTE	DOLLAR	FTE	DOLLAR
ITSD CONSOLIDATION									
Citizen Portal Expansion - 1300023									
EXPENSE & EQUIPMENT									
GENERAL REVENUE	0	0.00	0	0.00	27,870,769	0.00	0	0.00	0.00
TOTAL - EE	0	0.00	0	0.00	27,870,769	0.00	0	0.00	0.00
TOTAL	0	0.00	0	0.00	27,870,769	0.00	0	0.00	0.00
GIS Infrastructure Expansion - 1300024									
PERSONAL SERVICES									
GENERAL REVENUE	0	0.00	0	0.00	840,000	12.00	840,000	6.00	6.00
TOTAL - PS	0	0.00	0	0.00	840,000	12.00	840,000	6.00	6.00
EXPENSE & EQUIPMENT									
GENERAL REVENUE	0	0.00	0	0.00	2,470,000	0.00	2,470,000	0.00	0.00
TOTAL - EE	0	0.00	0	0.00	2,470,000	0.00	2,470,000	0.00	0.00
TOTAL	0	0.00	0	0.00	3,310,000	12.00	3,310,000	6.00	6.00
Citizen Journey Modernization - 1300025									
EXPENSE & EQUIPMENT									
GENERAL REVENUE	0	0.00	0	0.00	8,000,000	0.00	0	0.00	0.00
TOTAL - EE	0	0.00	0	0.00	8,000,000	0.00	0	0.00	0.00
TOTAL	0	0.00	0	0.00	8,000,000	0.00	0	0.00	0.00
GRAND TOTAL	\$78,686,649	233.72	\$124,000,403	338.00	\$203,902,176	427.00	\$157,065,800	419.00	419.00

1/19/24 12:30

im_disummary

FLEXIBILITY REQUEST FORM

BUDGET UNIT NUMBER: 30615	DEPARTMENT: Office of Administration
BUDGET UNIT NAME: ITSD Consolidation	
HOUSE BILL SECTION: 5.025	DIVISION: Information Technology Services Division

1. Provide the amount by fund of personal service flexibility and the amount by fund of expense and equipment flexibility you are requesting in dollar and percentage terms and explain why the flexibility is needed. If flexibility is being requested among divisions, provide the amount by fund of flexibility you are requesting in dollar and percentage terms and explain why the flexibility is needed.

DEPARTMENT REQUEST

ITSD is requesting 25% flex between PS & EE within section 5.025 and 25% flex between section 5.030 and section 5.025. This is the same level of flexibility as FY24. This flexibility is requested to help manage priorities for all consolidated agencies. Constantly changing needs of the departments served by ITSD require that funding be flexible so that proper spending from the appropriations is maintained. It is critical ITSD retain key technical staff that continue to optimize the IT systems and maintain technical support so that E&E operating costs are contained and managed. In addition, certain software, equipment, or contracted services may be needed that can be funded from salary savings. This flexibility allows ITSD to provide services in the most efficient and reliable manner without artificially increasing the "federal and other" appropriation authority of various funds.

2. Estimate how much flexibility will be used for the budget year. How much flexibility was used in the Prior Year Budget and the Current Year Budget? Please specify the amount.

PRIOR YEAR ACTUAL AMOUNT OF FLEXIBILITY USED	CURRENT YEAR ESTIMATED AMOUNT OF FLEXIBILITY THAT WILL BE USED	BUDGET REQUEST ESTIMATED AMOUNT OF FLEXIBILITY THAT WILL BE USED
\$2,583,386	Unknown	Unknown

3. Please explain how flexibility was used in the prior and/or current years.

PRIOR YEAR EXPLAIN ACTUAL USE	CURRENT YEAR EXPLAIN PLANNED USE
To adjust funding sources for PS and EE for various ITSD appropriations.	Flexibility will be used as necessary to optimize ITSD efficiencies and maintain critical IT infrastructure for agencies.

DECISION ITEM DETAIL

Budget Unit	FY 2023	FY 2023	FY 2024	FY 2024	FY 2025	FY 2025	FY 2025	FY 2025
Decision Item	ACTUAL	ACTUAL	BUDGET	BUDGET	DEPT REQ	DEPT REQ	GOV REC	GOV REC
Budget Object Class	DOLLAR	FTE	DOLLAR	FTE	DOLLAR	FTE	DOLLAR	FTE
ITSD CONSOLIDATION								
CORE								
COMPUTER OPERATIONS SPV I	0	0.00	422	0.00	422	0.00	422	0.00
DESIGNATED PRINCIPAL ASST DEPT	161,470	0.89	259,055	0.50	259,055	0.50	259,055	0.50
DESIGNATED PRINCIPAL ASST DIV	103,528	0.76	138,638	3.44	138,638	3.44	138,638	3.44
LEGAL COUNSEL	64,061	0.80	78,017	0.15	78,017	0.15	78,017	0.15
DATA PROCESSOR TECHNICAL	351,645	5.61	162,621	3.03	162,621	3.03	162,621	3.03
DATA PROCESSOR PROFESSIONAL	52,829	0.46	89,223	1.00	89,223	1.00	89,223	1.00
DATA PROCESSING MANAGER	129,681	1.34	162,513	1.88	162,513	1.88	162,513	1.88
DEPUTY GENERAL COUNSEL	114,213	1.00	9,124	0.08	9,124	0.08	9,124	0.08
MISCELLANEOUS TECHNICAL	33,047	0.43	0	0.00	0	0.00	0	0.00
MISCELLANEOUS PROFESSIONAL	32,486	0.36	12,781	0.13	12,781	0.13	12,781	0.13
SPECIAL ASST OFFICIAL & ADMSTR	80,890	0.83	0	0.00	0	0.00	0	0.00
SPECIAL ASST PROFESSIONAL	457,405	4.56	567,517	3.22	567,517	3.22	567,517	3.22
SPECIAL ASST OFFICE & CLERICAL	0	0.00	23,236	0.51	23,236	0.51	23,236	0.51
UCP PENDING CLASSIFICATION - 1	36,686	0.63	0	0.00	0	0.00	0	0.00
ADMIN SUPPORT ASSISTANT	16,290	0.40	0	0.00	0	0.00	0	0.00
LEAD ADMIN SUPPORT ASSISTANT	85,881	1.91	24,300	0.00	24,300	0.00	24,300	0.00
ADMIN SUPPORT PROFESSIONAL	34,093	0.71	112,918	0.00	112,918	0.00	112,918	0.00
ADMINISTRATIVE MANAGER	73,852	0.92	323,601	1.00	323,601	1.00	323,601	1.00
PROGRAM SPECIALIST	37,445	0.75	118,419	0.51	118,419	0.51	118,419	0.51
SENIOR PROGRAM SPECIALIST	115,348	1.84	62,397	1.00	62,397	1.00	62,397	1.00
PROGRAM COORDINATOR	58,546	0.74	0	0.00	0	0.00	0	0.00
SENIOR MULTIMEDIA SPECIALIST	149	0.00	0	0.00	0	0.00	0	0.00
PUBLIC RELATIONS COORDINATOR	53,521	0.71	87,505	1.00	87,505	1.00	87,505	1.00
AGENCY BUDGET ANALYST	159,496	3.25	202,908	3.41	202,908	3.41	202,908	3.41
AGENCY BUDGET SENIOR ANALYST	5,605	0.08	47,120	0.50	47,120	0.50	47,120	0.50
SENIOR ACCOUNTS ASSISTANT	209,766	4.85	0	0.00	0	0.00	0	0.00
ACCOUNTANT	83,839	1.71	124,029	1.00	124,029	1.00	124,029	1.00
ACCOUNTANT SUPERVISOR	195,570	2.50	505,204	5.61	505,204	5.61	505,204	5.61
ACCOUNTANT MANAGER	90,936	0.87	0	0.00	0	0.00	0	0.00
PROCUREMENT SPECIALIST	100,158	1.73	119,466	2.00	119,466	2.00	119,466	2.00
PROCUREMENT SUPERVISOR	40,174	0.58	65,144	1.05	65,144	1.05	65,144	1.05
ASSOC APPLICATIONS DEVELOPER	91,578	1.83	592,987	10.45	592,987	10.45	592,987	10.45

DECISION ITEM DETAIL

Budget Unit	FY 2023	FY 2023	FY 2024	FY 2024	FY 2025	FY 2025	FY 2025	FY 2025
Decision Item	ACTUAL	ACTUAL	BUDGET	BUDGET	DEPT REQ	DEPT REQ	GOV REC	GOV REC
Budget Object Class	DOLLAR	FTE	DOLLAR	FTE	DOLLAR	FTE	DOLLAR	FTE
ITSD CONSOLIDATION								
CORE								
APPLICATIONS DEVELOPER	213,806	3.43	234,016	4.75	234,016	4.75	234,016	4.75
SENIOR APPLICATIONS DEVELOPER	30,376	0.41	654,695	8.38	654,695	8.38	654,695	8.38
APPLICATIONS DEVELOPMENT SPEC	5,624	0.07	0	0.00	0	0.00	0	0.00
APPLICATIONS DEVELOPMENT MGR	6,042	0.07	0	0.00	0	0.00	0	0.00
COMPUTER OPERATIONS CLERK	142,387	4.19	442,034	11.47	442,034	11.47	442,034	11.47
NETWORK OPERATIONS TECH	164,215	4.17	0	0.00	0	0.00	0	0.00
SR NETWORK OPERATIONS TECH	196,218	4.07	152,180	2.00	152,180	2.00	152,180	2.00
COMPUTER OPERATIONS SUPERVISOR	281,702	5.04	0	0.00	0	0.00	0	0.00
COMPUTER OPERATIONS MANAGER	61,283	0.80	0	0.00	0	0.00	0	0.00
DATA TECHNICIAN	196,393	4.28	2,607,328	30.04	2,607,328	30.04	2,607,328	30.04
DATA ANALYST	299,993	4.97	0	0.00	0	0.00	0	0.00
DATA SPECIALIST	506,477	6.83	3,118,944	33.27	3,118,944	33.27	3,118,944	33.27
SENIOR DATA SPECIALIST	0	0.00	75,000	1.00	75,000	1.00	75,000	1.00
DATA MANAGER	99,307	1.05	0	0.00	0	0.00	0	0.00
ENTERPRISE ARCHITECT	59,080	0.65	0	0.00	0	0.00	0	0.00
GEOGRAPHIC INFO SYSTEMS SPEC	64,888	1.08	55,848	0.93	55,848	0.93	55,848	0.93
GEOGRAPHIC INFO SYSTEMS DEV	66	0.00	0	0.00	0	0.00	0	0.00
GEOGRAPHIC INFO SYSTEMS SPV	69,764	0.86	101,779	1.55	101,779	1.55	101,779	1.55
GEOGRAPHIC INFO SYSTEMS MGR	91,642	0.98	0	0.00	0	0.00	0	0.00
BUSINESS ANALYST	147,672	2.50	0	0.00	0	0.00	0	0.00
SENIOR BUSINESS ANALYST	207,839	2.82	254,203	3.00	254,203	3.00	254,203	3.00
PROJECT MANAGER	316,829	4.68	304,360	3.00	304,360	3.00	304,360	3.00
SENIOR PROJECT MANAGER	143,022	1.75	731,752	8.20	731,752	8.20	731,752	8.20
PROJECT MANAGER DIRECTOR	91,200	0.88	0	0.00	0	0.00	0	0.00
NETWORK INFRASTRUCTURE TECH	610,153	11.33	0	0.00	0	0.00	0	0.00
NETWORK INFRASTRUCTURE SPEC	406,528	5.81	0	0.00	0	0.00	0	0.00
NETWORK INFRASTRUCTURE ARCHTCT	670,451	8.00	0	0.00	0	0.00	0	0.00
NETWORK INFRASTRUCTURE SPV	346,001	3.98	0	0.00	0	0.00	0	0.00
QUALITY CONTROL SPECIALIST	1,306	0.02	0	0.00	0	0.00	0	0.00
QUALITY CONTROL COORDINATOR	1,992	0.03	0	0.00	0	0.00	0	0.00
SYSTEMS ADMINISTRATION TECH	1,007,691	20.85	948,778	14.90	948,778	14.90	948,778	14.90
SYSTEMS ADMINISTRATION SPEC	1,770,679	27.72	3,038,813	32.36	3,038,813	32.36	3,038,813	32.36

DECISION ITEM DETAIL

Budget Unit	FY 2023	FY 2023	FY 2024	FY 2024	FY 2025	FY 2025	FY 2025	FY 2025
Decision Item	ACTUAL	ACTUAL	BUDGET	BUDGET	DEPT REQ	DEPT REQ	GOV REC	GOV REC
Budget Object Class	DOLLAR	FTE	DOLLAR	FTE	DOLLAR	FTE	DOLLAR	FTE
ITSD CONSOLIDATION								
CORE								
SR SYSTEMS ADMINISTRATION SPEC	1,401,152	18.17	652,716	8.15	652,716	8.15	652,716	8.15
SYSTEMS ADMINISTRATOR	434,173	5.31	0	0.00	0	0.00	0	0.00
CYBERSECURITY TECHNICIAN	447,955	7.92	152,087	4.08	152,087	4.08	152,087	4.08
CYBERSECURITY ANALYST	371,720	4.86	0	0.00	0	0.00	0	0.00
CYBERSECURITY SPECIALIST	504,489	5.94	2,013,329	15.33	2,013,329	15.33	2,013,329	15.33
SR CYBERSECURITY SPECIALIST	495,354	5.11	311,031	3.17	311,031	3.17	311,031	3.17
CLIENT SUPPORT TECH-TIER 2	282,760	5.80	0	0.00	0	0.00	0	0.00
SENIOR CLIENT SUPPORT TECH	23,642	0.36	77,653	1.10	77,653	1.10	77,653	1.10
CLIENT SUPPORT SUPERVISOR	189,429	2.98	0	0.00	0	0.00	0	0.00
CLIENT SUPPORT MANAGER	73,024	0.90	0	0.00	0	0.00	0	0.00
OTHER	0	0.00	5,244,034	109.85	5,244,034	109.85	5,244,034	109.85
TOTAL - PS	15,504,512	233.72	25,059,725	338.00	25,059,725	338.00	25,059,725	338.00
TRAVEL, IN-STATE	29,124	0.00	27,151	0.00	27,151	0.00	27,151	0.00
TRAVEL, OUT-OF-STATE	27,259	0.00	43,248	0.00	43,248	0.00	43,248	0.00
FUEL & UTILITIES	0	0.00	2,000	0.00	2,000	0.00	2,000	0.00
SUPPLIES	742,058	0.00	737,407	0.00	737,407	0.00	737,407	0.00
PROFESSIONAL DEVELOPMENT	92,831	0.00	49,927	0.00	49,927	0.00	49,927	0.00
COMMUNICATION SERV & SUPP	885,185	0.00	2,008,774	0.00	2,008,774	0.00	2,008,774	0.00
PROFESSIONAL SERVICES	7,581,409	0.00	36,142,193	0.00	36,042,193	0.00	36,042,193	0.00
M&R SERVICES	35,510,872	0.00	21,428,631	0.00	21,412,165	0.00	21,412,165	0.00
COMPUTER EQUIPMENT	5,561,873	0.00	10,456,697	0.00	10,456,697	0.00	10,456,697	0.00
MOTORIZED EQUIPMENT	0	0.00	12,000	0.00	12,000	0.00	12,000	0.00
OFFICE EQUIPMENT	22,222	0.00	31,184	0.00	31,184	0.00	31,184	0.00
OTHER EQUIPMENT	666,817	0.00	1,430,633	0.00	1,430,633	0.00	1,430,633	0.00
PROPERTY & IMPROVEMENTS	1,150	0.00	29,199	0.00	29,199	0.00	29,199	0.00
BUILDING LEASE PAYMENTS	99,002	0.00	17,550	0.00	17,550	0.00	17,550	0.00
EQUIPMENT RENTALS & LEASES	1,451	0.00	7,298,472	0.00	7,298,472	0.00	7,298,472	0.00
MISCELLANEOUS EXPENSES	1,847	0.00	286,962	0.00	286,962	0.00	286,962	0.00
REBILLABLE EXPENSES	7,731,331	0.00	17,675,000	0.00	17,675,000	0.00	17,675,000	0.00
TOTAL - EE	58,954,431	0.00	97,677,028	0.00	97,560,562	0.00	97,560,562	0.00
DEBT SERVICE	4,148,521	0.00	1,263,400	0.00	1,263,400	0.00	1,263,400	0.00

DECISION ITEM DETAIL

Budget Unit	FY 2023	FY 2023	FY 2024	FY 2024	FY 2025	FY 2025	FY 2025	FY 2025
Decision Item	ACTUAL	ACTUAL	BUDGET	BUDGET	DEPT REQ	DEPT REQ	GOV REC	GOV REC
Budget Object Class	DOLLAR	FTE	DOLLAR	FTE	DOLLAR	FTE	DOLLAR	FTE
ITSD CONSOLIDATION								
CORE								
REFUNDS	79,185	0.00	250	0.00	250	0.00	250	0.00
TOTAL - PD	4,227,706	0.00	1,263,650	0.00	1,263,650	0.00	1,263,650	0.00
GRAND TOTAL	\$78,686,649	233.72	\$124,000,403	338.00	\$123,883,937	338.00	\$123,883,937	338.00
GENERAL REVENUE	\$25,044,597	77.28	\$54,453,825	169.75	\$54,337,359	169.75	\$54,337,359	169.75
FEDERAL FUNDS	\$5,942,455	0.27	\$12,115,522	45.50	\$12,115,522	45.50	\$12,115,522	45.50
OTHER FUNDS	\$47,699,597	156.17	\$57,431,056	122.75	\$57,431,056	122.75	\$57,431,056	122.75

NEW DECISION ITEM
RANK: _____ **OF** _____

Department: Office of Administration	Budget Unit: 30615C
Division: Information Technology Services Division	
DI Name: Citizen Portal & IT Infrastructure Maintenance & Support DI# 1300019	HB Section: 05.025

1. AMOUNT OF REQUEST

	FY 2025 Budget Request			
	GR	Federal	Other	Total
PS	5,265,000	0	0	5,265,000
EE	17,766,473	0	0	17,766,473
PSD	0	0	0	0
TRF	0	0	0	0
Total	23,031,473	0	0	23,031,473

FTE **63.00** **0.00** **0.00** **63.00**

Est. Fringe	2,908,463	0	0	2,908,463
--------------------	-----------	---	---	-----------

Note: Fringes budgeted in House Bill 5 except for certain fringes budgeted directly to MoDOT, Highway Patrol, and Conservation.

Other Funds:
Non-Counts:

	FY 2025 Governor's Recommendation			
	GR	Federal	Other	Total
PS	5,265,000	0	0	5,265,000
EE	17,766,473	0	0	17,766,473
PSD	0	0	0	0
TRF	0	0	0	0
Total	23,031,473	0	0	23,031,473

FTE **63.00** **0.00** **0.00** **63.00**

Est. Fringe	2,908,463	0	0	2,908,463
--------------------	-----------	---	---	-----------

Note: Fringes budgeted in House Bill 5 except for certain fringes budgeted directly to MoDOT, Highway Patrol, and Conservation.

Other Funds:
Non-Counts:

2. THIS REQUEST CAN BE CATEGORIZED AS:

<input type="checkbox"/> New Legislation	<input type="checkbox"/> New Program	<input type="checkbox"/> Fund Switch
<input type="checkbox"/> Federal Mandate	<input type="checkbox"/> Program Expansion	<input checked="" type="checkbox"/> Cost to Continue
<input type="checkbox"/> GR Pick-Up	<input type="checkbox"/> Space Request	<input type="checkbox"/> Equipment Replacement
<input type="checkbox"/> Pay Plan	<input type="checkbox"/> Other:	

3. WHY IS THIS FUNDING NEEDED? PROVIDE AN EXPLANATION FOR ITEMS CHECKED IN #2. INCLUDE THE FEDERAL OR STATE STATUTORY OR CONSTITUTIONAL AUTHORIZATION FOR THIS PROGRAM.

This request is for ongoing funding related to the Digital Government Transformation project funded by ARPA. The vision for Digital Government Transformation is to provide a world-class experience for both citizens and businesses who interact with the State of Missouri. To accomplish this vision, ITSD is partnering with Agencies to innovate the user experiences and optimize workflows through journey modernization using a unified online portal and leveraging strategic enterprise tools within the IT infrastructure.

Our continued goal of providing a world-class experience to our citizens and businesses is one of ITSD's top objectives. Employee workflow optimization and an improved citizen and business experience are key focus areas of this objective and will decrease costs over time while increasing the satisfaction of those working with the State.

NEW DECISION ITEM

RANK: _____ OF _____

Department: Office of Administration	Budget Unit <u>30615C</u>
Division: Information Technology Services Division	
DI Name: Citizen Portal & IT Infrastructure Maintenance & Support DI# <u>1300019</u>	HB Section <u>05.025</u>

ITSD has had great success creating and implementing a strategy based on a unified platform. This strategy has helped create cost effective solutions for Agencies with much greater speed and effectiveness. In addition, having common solution platforms for Agencies improves consistency and reduces build time, support, and maintenance complexity. Expanding the use of these tools across Agencies will further improve efficiency, decrease overall costs across the State, and provide a better experience for citizens and businesses.

The tools put into place to support this unified platform/strategy have annual subscription costs that ITSD must pay. ARPA was used for initial implementation but ongoing costs need to be supported.

Costs included in this request are:

1. Ongoing maintenance and support for ServiceNow (already implemented and being used) - ServiceNow a low code/no code platform which offers digital workflows to streamline business operations and improve employee productivity. Agencies can automate routine tasks, integrate various business processes, and gain real-time insights through dashboards. It is used by thousands of organizations world-wide to drive digital transformation. Improved integration across IT capabilities also reduces cost and complexity. This platform has been chosen as the strategic solution for both IT and Agency solutions.
2. Ongoing maintenance and support for Mulesoft (already implemented and being used) - MuleSoft provides integration solutions for connecting applications, data and devices. It allows business to integrate on-premises and cloud-based system without extensive coding. It uses Application Programing Interfaces (APIs) to facilitate seamless data exchange between disparate systems. The MuleSoft platform tools aid in designing, building, and managing the lifecycle of the APIs.
3. Ongoing maintenance and support for LexisNexis identity verification (already implemented and being used) - identity verification is necessary within the citizen portal to ensure the security of all personal data and mitigate fraud attempts.
4. Ongoing maintenance and support for Workforce User LifeCycle Management. This is being implemented in FY24 and will need funding for ongoing costs. State of Missouri workforce user account lifecycle management automation is required to securely and efficiently manage onboarding/off-boarding for our application portfolio. We can no longer effectively meet end user lifecycle management regulatory compliance, security best practice, and service level agreements at scale without automation. With over 2000 applications servicing the consolidated agencies, there is no standard process to request/approve/assignment/modify/terminate/audit access. The regulatory and security requirements to manage the end user lifecycle management process (request, approval, assignment, modification, termination, auditing) is not satisfactory. This security weakness was observed and concluded to be present during our security review for the Enterprise ERP MOVERS project and other Digital Government Transformation project.

NEW DECISION ITEM

RANK: _____ OF _____

Department: Office of Administration	Budget Unit 30615C
Division: Information Technology Services Division	
DI Name: Citizen Portal & IT Infrastructure Maintenance & Support DI# 1300019	HB Section 05.025

5. Ongoing maintenance and support for Enterprise Network Access Controls (NAC). With the new technologies going into place the Office of Cyber Security must put into place more advanced Network Access Controls to restrict unauthorized users and devices from gaining access to the State's private network. Additional layers of controls on top of the end point controls in place today.

6. Ongoing maintenance and support for Enterprise Data Loss Prevention. As the application environment becomes more hybrid between on premise and cloud solutions, additional investment in data loss prevention (DLP) tools and resources is necessary. DLP focuses on preventing the transfer of data outside organizational boundaries and protects sensitive information across on-premises systems, cloud-based locations, and endpoint devices.

4. DESCRIBE THE DETAILED ASSUMPTIONS USED TO DERIVE THE SPECIFIC REQUESTED AMOUNT. (How did you determine that the requested number of FTE were appropriate? From what source or standard did you derive the requested levels of funding? Were alternatives such as outsourcing or automation considered? If based on new legislation, does request tie to TAFP fiscal note? If not, explain why. Detail which portions of the request are one-times and how those amounts were calculated.)

The requested FTE are needed to build the skills required for in-house development of new applications on the platforms identified above and build security teams to continuously refine and enforce policy & procedure and lead technical configuration, integration, workflow automation, and auditing efforts. Building the skills in house in far less expensive than outsourcing each of these ongoing efforts. There are additional FTE needed as we transition from older technology to newer because we have to keep the old systems running while simultaneously building the new.

The EE costs breakdown below is related to the 4 items identified above:

- | | |
|---|---|
| 1. ServiceNow portal platform- \$3,563,266 | 5. Enterprise Network Access Controls - \$1,000,000 |
| 2. Mulesoft - \$1,577,367 | 6. Enterprise Data Loss Prevention - \$750,000 |
| 3. LexisNexis - \$7,875,840 | |
| 4. Workforce User LifeCycle Management- \$3,000,000 | |

NEW DECISION ITEM
 RANK: _____ OF _____

Department: Office of Administration	Budget Unit <u>30615C</u>
Division: Information Technology Services Division	
DI Name: Citizen Portal & IT Infrastructure Maintenance & Support DI# <u>1300019</u>	HB Section <u>05.025</u>

5. BREAK DOWN THE REQUEST BY BUDGET OBJECT CLASS, JOB CLASS, AND FUND SOURCE. IDENTIFY ONE-TIME COSTS.

Budget Object Class/Job Class	Dept Req GR DOLLARS	Dept Req GR FTE	Dept Req FED DOLLARS	Dept Req FED FTE	Dept Req OTHER DOLLARS	Dept Req OTHER FTE	Dept Req TOTAL DOLLARS	Dept Req TOTAL FTE	Dept Req One-Time DOLLARS
100- 02PS30- Senior Program Specialist	420,000	6.0					420,000	6.0	
100- 14SA20- Systems Administration Spec	850,000	10.0					850,000	10.0	
100- 14EA10- Enterprise Architect	425,000	5.0					425,000	5.0	
100- 14SE30- Cybersecurity Specialist	1,785,000	21.0					1,785,000	21.0	
100- 14AS30- Sr Applications Developer	1,785,000	21.0					1,785,000	21.0	
Total PS	5,265,000	63.0	0	0.0	0	0.0	5,265,000	63.0	0
430- M&R Services (software licensing)	17,766,473						17,766,473		
Total EE	17,766,473		0		0		17,766,473		0
Grand Total	23,031,473	63.00	0	0	0	0	23,031,473	63.00	0

Budget Object Class/Job Class	Gov Rec GR DOLLARS	Gov Rec GR FTE	Gov Rec FED DOLLARS	Gov Rec FED FTE	Gov Rec OTHER DOLLARS	Gov Rec OTHER FTE	Gov Rec TOTAL DOLLARS	Gov Rec TOTAL FTE	Gov Rec One-Time DOLLARS
100- 02PS30- Senior Program Specialist	420,000	6.0					420,000	6.0	
100- 14SA20- Systems Administration Spec	850,000	10.0					850,000	10.0	
100- 14EA10- Enterprise Architect	425,000	5.0					425,000	5.0	
100- 14SE30- Cybersecurity Specialist	1,785,000	21.0					1,785,000	21.0	
100- 14AS30- Sr Applications Developer	1,785,000	21.0					1,785,000	21.0	
Total PS	5,265,000	63.0	0	0.0	0	0.0	5,265,000	63.0	0
430- M&R Services (software licensing)	17,766,473						17,766,473		
Grand Total	23,031,473	63.00	0	0	0	0	23,031,473	63.00	0

DECISION ITEM DETAIL

Budget Unit	FY 2023	FY 2023	FY 2024	FY 2024	FY 2025	FY 2025	FY 2025	FY 2025
Decision Item	ACTUAL	ACTUAL	BUDGET	BUDGET	DEPT REQ	DEPT REQ	GOV REC	GOV REC
Budget Object Class	DOLLAR	FTE	DOLLAR	FTE	DOLLAR	FTE	DOLLAR	FTE
ITSD CONSOLIDATION								
Citizen Portal Maint & Support - 1300019								
SENIOR PROGRAM SPECIALIST	0	0.00	0	0.00	420,000	6.00	420,000	6.00
SENIOR APPLICATIONS DEVELOPER	0	0.00	0	0.00	1,785,000	21.00	1,785,000	21.00
ENTERPRISE ARCHITECT	0	0.00	0	0.00	425,000	5.00	425,000	5.00
SYSTEMS ADMINISTRATION SPEC	0	0.00	0	0.00	850,000	10.00	850,000	10.00
CYBERSECURITY SPECIALIST	0	0.00	0	0.00	1,785,000	21.00	1,785,000	21.00
TOTAL - PS	0	0.00	0	0.00	5,265,000	63.00	5,265,000	63.00
M&R SERVICES	0	0.00	0	0.00	17,766,473	0.00	17,766,473	0.00
TOTAL - EE	0	0.00	0	0.00	17,766,473	0.00	17,766,473	0.00
GRAND TOTAL	\$0	0.00	\$0	0.00	\$23,031,473	63.00	\$23,031,473	63.00
GENERAL REVENUE	\$0	0.00	\$0	0.00	\$23,031,473	63.00	\$23,031,473	63.00
FEDERAL FUNDS	\$0	0.00	\$0	0.00	\$0	0.00	\$0	0.00
OTHER FUNDS	\$0	0.00	\$0	0.00	\$0	0.00	\$0	0.00

NEW DECISION ITEM
RANK: _____ **OF** _____

Department: Office of Administration	Budget Unit 30615C
Division: Information Technology Services Division	
DI Name: State Data Center Resiliency & Redundancy DI#1300020	HB Section 05.025

1. AMOUNT OF REQUEST

	FY 2025 Budget Request					FY 2025 Governor's Recommendation			
	GR	Federal	Other	Total		GR	Federal	Other	Total
PS	1,020,000	0	0	1,020,000	PS	1,020,000	0	0	1,020,000
EE	15,000,000	0	0	15,000,000	EE	3,000,000	0	0	3,000,000
PSD	0	0	0	0	PSD	0	0	0	0
TRF	0	0	0	0	TRF	0	0	0	0
Total	16,020,000	0	0	16,020,000	Total	4,020,000	0	0	4,020,000
FTE	12.00	0.00	0.00	12.00	FTE	12.00	0.00	0.00	12.00

Est. Fringe	560,382	0	0	560,382
--------------------	---------	---	---	---------

Note: Fringes budgeted in House Bill 5 except for certain fringes budgeted directly to MoDOT, Highway Patrol, and Conservation.

Est. Fringe	560,382	0	0	560,382
--------------------	---------	---	---	---------

Note: Fringes budgeted in House Bill 5 except for certain fringes budgeted directly to MoDOT, Highway Patrol, and Conservation.

Other Funds:
Non-Counts:

Other Funds:
Non-Counts:

2. THIS REQUEST CAN BE CATEGORIZED AS:

<input type="checkbox"/> New Legislation	<input type="checkbox"/> New Program	<input type="checkbox"/> Fund Switch
<input type="checkbox"/> Federal Mandate	<input checked="" type="checkbox"/> Program Expansion	<input type="checkbox"/> Cost to Continue
<input type="checkbox"/> GR Pick-Up	<input type="checkbox"/> Space Request	<input type="checkbox"/> Equipment Replacement
<input type="checkbox"/> Pay Plan	<input type="checkbox"/> Other:	

3. WHY IS THIS FUNDING NEEDED? PROVIDE AN EXPLANATION FOR ITEMS CHECKED IN #2. INCLUDE THE FEDERAL OR STATE STATUTORY OR CONSTITUTIONAL AUTHORIZATION FOR THIS PROGRAM.

This request is for ongoing funding related to the Digital Government Transformation (DGT) project funded by ARPA. The State does not currently have full failover capability of all applications in case of a disaster or equipment malfunction. If disaster strikes or equipment malfunctions, the State risks losing its stored data and may not be able to get applications up and running in an appropriate time period. The current primary data center is located in a flood plain and has been at risk during previous flooding. The site remains at risk unless moved to an alternative location. If the data center is impacted it could have catastrophic consequences on the data stored at that site and the State does not have the existing ability to do a full failover to the secondary site. This would result in loss of services to citizens and customers. In addition to the location risk, the current primary data center has outlived its expected life and is needing an entire overhaul. The primary data center is approximately 40 years old. The cost to upgrade the existing equipment and infrastructure in the primary data center is approximately \$25 million, which is more expensive than moving the data center out of the current location to a new location.

NEW DECISION ITEM

RANK: _____ OF _____

Department: Office of Administration

Budget Unit 30615C

Division: Information Technology Services Division

DI Name: State Data Center Resiliency & Redundancy DI#1300020

HB Section 05.025

During this project, agencies will identify each application’s business impact analysis and allowable downtime. For example, some applications will need to be brought back online within an hour while it may be appropriate for other applications to take 4 to 12 hours depending on level of business impact each application. This allows for appropriate prioritization across state government. By leveraging state of the art data centers, equipment, and software, ITSD will create resiliency, reliability, and accessibility and ensure the availability of critical applications needed to provide services to Missouri's citizens.

4. DESCRIBE THE DETAILED ASSUMPTIONS USED TO DERIVE THE SPECIFIC REQUESTED AMOUNT. (How did you determine that the requested number of FTE were appropriate? From what source or standard did you derive the requested levels of funding? Were alternatives such as outsourcing or automation considered? If based on new legislation, does request tie to TAFP fiscal note? If not, explain why. Detail which portions of the request are one-times and how those amounts were calculated.)

An initial investment of \$15 million is anticipated along with ongoing costs of approximately \$2,800,000 for the annual lease, power and cooling agreement for a primary and secondary data center site, in addition to staffing costs. The funding will cover the following items:

1. Moving the primary and secondary data centers from their current locations to a modern Tier 1 hosted Data Center locations
2. 12 FTE positions for a Disaster Recovery and Automation Team (FTE count is based on representative of each primary functional area. An automation team is also accounted for in this total to build, automate and maintain the runbooks and automation needed at time of failover
3. Application Mapping of Tier 2 and 3 applications and documentation as the environment evolves (ITSD is currently conducting application mapping of Tier 1 systems with a consultant)
4. Monitoring automation to ensure a seamless transfer of production and development data to and from their current locations with added security components.

NEW DECISION ITEM
RANK: _____ OF _____

Department: Office of Administration	Budget Unit <u>30615C</u>
Division: Information Technology Services Division	
DI Name: State Data Center Resiliency & Redundancy DI#1300020	HB Section <u>05.025</u>

5. BREAK DOWN THE REQUEST BY BUDGET OBJECT CLASS, JOB CLASS, AND FUND SOURCE. IDENTIFY ONE-TIME COSTS.									
Budget Object Class/Job Class	Dept Req GR DOLLARS	Dept Req GR FTE	Dept Req FED DOLLARS	Dept Req FED FTE	Dept Req OTHER DOLLARS	Dept Req OTHER FTE	Dept Req TOTAL DOLLARS	Dept Req TOTAL FTE	Dept Req One-Time DOLLARS
100- 14SA20- Systems Administration Spec	1,020,000	12.0					1,020,000	12.0	
Total PS	1,020,000	12.0	0	0.0	0	0.0	1,020,000	12.0	0
400- Professional Services	6,000,000						6,000,000		
480- Computer Equipment	9,000,000						9,000,000		
Total EE	15,000,000		0		0		15,000,000		0
Grand Total	16,020,000	12.00	0	0	0	0	16,020,000	12.00	0

Budget Object Class/Job Class	Gov Rec GR DOLLARS	Gov Rec GR FTE	Gov Rec FED DOLLARS	Gov Rec FED FTE	Gov Rec OTHER DOLLARS	Gov Rec OTHER FTE	Gov Rec TOTAL DOLLARS	Gov Rec TOTAL FTE	Gov Rec One-Time DOLLARS
100- 14SA20- Systems Administration Spec	1,020,000	12.0					1,020,000	12.0	
Total PS	1,020,000	12.0	0	0.0	0	0.0	1,020,000	12.0	0
400- Professional Services	1,500,000						1,500,000		
480- Computer Equipment	1,500,000						1,500,000		
Total EE	3,000,000		0		0		3,000,000		0
Grand Total	4,020,000	12.00	0	0	0	0	4,020,000	12.00	0

NEW DECISION ITEM

RANK: _____ OF _____

Department: Office of Administration	Budget Unit <u>30615C</u>
Division: Information Technology Services Division	
DI Name: State Data Center Resiliency & Redundancy DI#1300020	HB Section <u>05.025</u>

6. PERFORMANCE MEASURES (If new decision item has an associated core, separately identify projected performance with & without additional funding.)

6a. Provide an activity measure(s) for the program.

6b. Provide a measure(s) of the program's quality.

This solution not only provides a full redundancy of all systems but also allows for failover of individual applications eliminating large outage windows from equipment failures. Currently equipment failures can take applications down for potentially hours, days, or longer. This will allow applications to be failed over to the secondary location until the problem can be resolved. Ensuring that services are not disrupted for our citizens.

6c. Provide a measure(s) of the program's impact.

6d. Provide a measure(s) of the program's efficiency.

The completion of this project will enhance the state's ability to protect citizens' data and ensure that the State is able to bring back applications expeditiously in the event of equipment failures and or disasters. This will allow failover for applications at a secondary site on an individual or enterprise-wide basis depending on outage severity or disaster.

7. STRATEGIES TO ACHIEVE THE PERFORMANCE MEASUREMENT TARGETS:

Network latency of 10ms or less between primary and secondary datacenters

DECISION ITEM DETAIL

Budget Unit	FY 2023	FY 2023	FY 2024	FY 2024	FY 2025	FY 2025	FY 2025	FY 2025
Decision Item	ACTUAL	ACTUAL	BUDGET	BUDGET	DEPT REQ	DEPT REQ	GOV REC	GOV REC
Budget Object Class	DOLLAR	FTE	DOLLAR	FTE	DOLLAR	FTE	DOLLAR	FTE
ITSD CONSOLIDATION								
SDC Resiliency & Redundancy - 1300020								
SYSTEMS ADMINISTRATION SPEC	0	0.00	0	0.00	1,020,000	12.00	1,020,000	12.00
TOTAL - PS	0	0.00	0	0.00	1,020,000	12.00	1,020,000	12.00
PROFESSIONAL SERVICES	0	0.00	0	0.00	6,000,000	0.00	1,500,000	0.00
COMPUTER EQUIPMENT	0	0.00	0	0.00	9,000,000	0.00	1,500,000	0.00
TOTAL - EE	0	0.00	0	0.00	15,000,000	0.00	3,000,000	0.00
GRAND TOTAL	\$0	0.00	\$0	0.00	\$16,020,000	12.00	\$4,020,000	12.00
GENERAL REVENUE	\$0	0.00	\$0	0.00	\$16,020,000	12.00	\$4,020,000	12.00
FEDERAL FUNDS	\$0	0.00	\$0	0.00	\$0	0.00	\$0	0.00
OTHER FUNDS	\$0	0.00	\$0	0.00	\$0	0.00	\$0	0.00

NEW DECISION ITEM

RANK: _____ OF _____

Department: Office of Administration	Budget Unit <u>30615C</u>
Division: Information Technology Services Division	
DI Name: Office Productivity & Collaboration Tools DI#1300021	HB Section <u>05.025</u>

1. AMOUNT OF REQUEST

	FY 2025 Budget Request			
	GR	Federal	Other	Total
PS	0	0	0	0
EE	14,475,476	0	0	14,475,476
PSD	0	0	0	0
TRF	0	0	0	0
Total	<u>14,475,476</u>	<u>0</u>	<u>0</u>	<u>14,475,476</u>
FTE	0.00	0.00	0.00	0.00

	FY 2025 Governor's Recommendation			
	GR	Federal	Other	Total
PS	0	0	0	0
EE	14,475,476	0	0	14,475,476
PSD	0	0	0	0
TRF	0	0	0	0
Total	<u>14,475,476</u>	<u>0</u>	<u>0</u>	<u>14,475,476</u>
FTE	0.00	0.00	0.00	0.00

Est. Fringe	0	0	0	0
--------------------	---	---	---	---

Note: Fringes budgeted in House Bill 5 except for certain fringes budgeted directly to MoDOT, Highway Patrol, and Conservation.

Est. Fringe	0	0	0	0
--------------------	---	---	---	---

Note: Fringes budgeted in House Bill 5 except for certain fringes budgeted directly to MoDOT, Highway Patrol, and Conservation.

Other Funds:
Non-Counts:

Other Funds:
Non-Counts:

2. THIS REQUEST CAN BE CATEGORIZED AS:

<input type="checkbox"/> New Legislation	<input type="checkbox"/> New Program	<input type="checkbox"/> Fund Switch
<input type="checkbox"/> Federal Mandate	<input type="checkbox"/> Program Expansion	<input checked="" type="checkbox"/> Cost to Continue
<input type="checkbox"/> GR Pick-Up	<input type="checkbox"/> Space Request	<input type="checkbox"/> Equipment Replacement
<input type="checkbox"/> Pay Plan	<input type="checkbox"/> Other:	

3. WHY IS THIS FUNDING NEEDED? PROVIDE AN EXPLANATION FOR ITEMS CHECKED IN #2. INCLUDE THE FEDERAL OR STATE STATUTORY OR CONSTITUTIONAL AUTHORIZATION FOR THIS PROGRAM.

This request is for ongoing funding related to the Digital Government Transformation project funded by ARPA. In an era where technology is advancing very rapidly, it can be quite challenging keeping up with the pace of new developments. Microsoft 365 (M365) is the new productivity and collaboration suite being installed for the consolidated IT agencies. Microsoft 365 is a subscription based service intended to improve the integration and security between Microsoft products. It comes as a comprehensive package that offers Office 365, Windows 10 Enterprise, as well as Enterprise Mobility and Security. Microsoft 365 (M365) is designed in such a way as to allow organizations to function more efficiently in a very secure environment. M365 is a product that the state is familiar with and offers the familiar Word, Excel, & PowerPoint products, but adds the functionality of OneDrive, Teams, project management tools, user application tools and business intelligence capabilities. Having a platform like Microsoft 365 in place is critical to state business continuity.

NEW DECISION ITEM

RANK: _____ **OF** _____

Department: Office of Administration	Budget Unit <u>30615C</u>
Division: Information Technology Services Division	
DI Name: Office Productivity & Collaboration Tools DI#1300021	HB Section <u>05.025</u>

Advantages of M365:

The state will still get all the benefits that come with Office 365 in addition to a package that ties everything in all at once and eliminates the need to buy and subscribe to different elements separately.

M365 means that all consolidated agencies will be able to use the productivity and collaboration software. At least one consolidated agency was not able to take advantage of having all of their team members use the previous version of Office 2016 because of cost.

M365 will allow easier interaction with non- consolidated agencies and other governmental agencies. The non-consolidated agencies already use M365.

M365 provides for automatic upgrades. This will eliminate the need for a large outlay of money or staff time to upgrade to newer versions every few years. This cost model is more consistent.

M365 means legacy on-premises solutions that were harder to maintain, both from infrastructure and personnel perspectives will be standardized across functional areas of the organizations.

M365 will reduce the prevalence of “shadow IT” because departments will no longer need to purchase solutions to meet specific needs without informing IT (which exposed the state to security risks and increased costs in the past).

Continued funding is needed because:

The consolidated agencies have been using stand-alone Microsoft Office 2016 licenses . The 2016 licenses will be at “end of life” in 2025. All Microsoft Office upgrades will require a subscription based license going forward that must be paid for on an annual basis.

The current 2016 licenses were purchased approximately 8 years ago. The yearly cost to maintain those licenses was less than the cost of the new yearly subscriptions.

ITSD does not have enough funding to cover the increased cost of the licenses for agencies for the ongoing yearly cost of the subscriptions. This means that agencies would need to find funding in their agency budgets, request individual budget items, or potentially leave some fee based agencies with the need to raise fees to Missouri citizens to help fund the licenses unless this funding for the continuation of core functionality is approved.

NEW DECISION ITEM

RANK: _____ OF _____

Department: Office of Administration	Budget Unit <u>30615C</u>
Division: Information Technology Services Division	
DI Name: Office Productivity & Collaboration Tools DI#1300021	HB Section <u>05.025</u>

4. DESCRIBE THE DETAILED ASSUMPTIONS USED TO DERIVE THE SPECIFIC REQUESTED AMOUNT. (How did you determine that the requested number of FTE were appropriate? From what source or standard did you derive the requested levels of funding? Were alternatives such as outsourcing or automation considered? If based on new legislation, does request tie to TAFP fiscal note? If not, explain why. Detail which portions of the request are one-times and how those amounts were calculated.)

Current Microsoft licensing structures vary across agencies today so the amount needed to move to the subscription based M365 is different for each agency. The cost also varies depend ending on the agency's licensing needs and their current structure. With the Microsoft 2016 agreements, ITSD paid \$4,012,050 annually, with periodic true up costs when new licenses had to be purchased.

DCI	\$ 218,312.00
DED	\$ 71,232.00
DESE	\$ 826,440.00
DHEWD	\$ 121,170.00
DHSS	\$ 917,446.80
DMH	\$ 2,554,266.00
DNR	\$ 892,770.80
DOC	\$ 3,171,450.00
DOLIR	\$ 249,910.00
DOR	\$ 666,743.00
DPS	\$ 399,869.00
DSS	\$ 4,490,483.00
MDA	\$ 124,119.00
OA	\$ 3,783,315.00
New Total Cost	\$ 18,487,526.60
Minus Existing Cost	\$ 4,012,049.92
	\$ 14,475,476.68

NEW DECISION ITEM
 RANK: _____ OF _____

Department: Office of Administration	Budget Unit 30615C
Division: Information Technology Services Division	
DI Name: Office Productivity & Collaboration Tools DI#1300021	HB Section 05.025

5. BREAK DOWN THE REQUEST BY BUDGET OBJECT CLASS, JOB CLASS, AND FUND SOURCE. IDENTIFY ONE-TIME COSTS.

Budget Object Class/Job Class	Dept Req GR DOLLARS	Dept Req GR FTE	Dept Req FED DOLLARS	Dept Req FED FTE	Dept Req OTHER DOLLARS	Dept Req OTHER FTE	Dept Req TOTAL DOLLARS	Dept Req TOTAL FTE	Dept Req One-Time DOLLARS
							0	0.0	
							0	0.0	
Total PS	0	0.0	0	0.0	0	0.0	0	0.0	0
430- M&R Services	14,475,476						14,475,476		
							0		
Total EE	14,475,476		0		0		14,475,476		0
Grand Total	14,475,476	0	0	0	0	0	14,475,476	0	0

Budget Object Class/Job Class	Gov Rec GR DOLLARS	Gov Rec GR FTE	Gov Rec FED DOLLARS	Gov Rec FED FTE	Gov Rec OTHER DOLLARS	Gov Rec OTHER FTE	Gov Rec TOTAL DOLLARS	Gov Rec TOTAL FTE	Gov Rec One-Time DOLLARS
							0		
							0	0.0	
Total PS	0	0.0	0	0.0	0	0.0	0	0.0	0
430- M&R Services	14,475,476						14,475,476		
							0		
Total EE	14,475,476		0		0		14,475,476		0
Grand Total	14,475,476	0	0	0	0	0	14,475,476	0	0

NEW DECISION ITEM

RANK: _____ OF _____

Department: Office of Administration	Budget Unit <u>30615C</u>
Division: Information Technology Services Division	
DI Name: Office Productivity & Collaboration Tools DI#1300021	HB Section <u>05.025</u>

6. PERFORMANCE MEASURES (If new decision item has an associated core, separately identify projected performance with & without additional funding.)

6a. Provide an activity measure(s) for the program.

Improved end user productivity, saving users an average of 60 hours per year.

The organization's end users become more productive by combining the communication features of Microsoft Teams with the collaboration and document-sharing capabilities afforded through Microsoft 365 Apps, Teams, OneDrive, SharePoint, and Azure AD SSO. The composite organization's end users save an average of 72 minutes per week, valued at \$2,248 per user over three years.

6c. Provide a measure(s) of the program's impact.

Reduced the risk of a data breach.

Microsoft 365 G3 has a number of features that enhance organizational security and improve the composite organization's ability to identify, investigate, and remediate threats. The composite reduces exposure with granular conditional access policies, detailed and integrated security logs, MFA, and the overall security of Azure. This reduction in risk is valued at more than \$40 per user over three

6b. Provide a measure(s) of the program's quality.

Enhanced security and compatibility benefits (unquantified).

The components of Microsoft 365 EG are designed to work together with on-premises counterparts, reducing the risks of business disruption and a learning curve for IT.

6d. Provide a measure(s) of the program's efficiency.

Saved 25% on travel and expenses.

The composite organization shifts onsite meetings to Teams without affecting quality. By conducting these meetings remotely, the organization saves substantial amounts of money on employee productivity.

7. STRATEGIES TO ACHIEVE THE PERFORMANCE MEASUREMENT TARGETS:

DECISION ITEM DETAIL

Budget Unit	FY 2023	FY 2023	FY 2024	FY 2024	FY 2025	FY 2025	FY 2025	FY 2025
Decision Item	ACTUAL	ACTUAL	BUDGET	BUDGET	DEPT REQ	DEPT REQ	GOV REC	GOV REC
Budget Object Class	DOLLAR	FTE	DOLLAR	FTE	DOLLAR	FTE	DOLLAR	FTE
ITSD CONSOLIDATION								
Office Productivity Tools - 1300021								
M&R SERVICES	0	0.00	0	0.00	205,997	0.00	205,997	0.00
TOTAL - EE	0	0.00	0	0.00	205,997	0.00	205,997	0.00
GRAND TOTAL	\$0	0.00	\$0	0.00	\$205,997	0.00	\$205,997	0.00
GENERAL REVENUE	\$0	0.00	\$0	0.00	\$205,997	0.00	\$205,997	0.00
FEDERAL FUNDS	\$0	0.00	\$0	0.00	\$0	0.00	\$0	0.00
OTHER FUNDS	\$0	0.00	\$0	0.00	\$0	0.00	\$0	0.00

DECISION ITEM DETAIL

Budget Unit	FY 2023	FY 2023	FY 2024	FY 2024	FY 2025	FY 2025	FY 2025	FY 2025
Decision Item	ACTUAL	ACTUAL	BUDGET	BUDGET	DEPT REQ	DEPT REQ	GOV REC	GOV REC
Budget Object Class	DOLLAR	FTE	DOLLAR	FTE	DOLLAR	FTE	DOLLAR	FTE
DESE IT CONSOLIDATION								
Office Productivity Tools - 1300021								
M&R SERVICES	0	0.00	0	0.00	826,440	0.00	826,440	0.00
TOTAL - EE	0	0.00	0	0.00	826,440	0.00	826,440	0.00
GRAND TOTAL	\$0	0.00	\$0	0.00	\$826,440	0.00	\$826,440	0.00
GENERAL REVENUE	\$0	0.00	\$0	0.00	\$826,440	0.00	\$826,440	0.00
FEDERAL FUNDS	\$0	0.00	\$0	0.00	\$0	0.00	\$0	0.00
OTHER FUNDS	\$0	0.00	\$0	0.00	\$0	0.00	\$0	0.00

DECISION ITEM DETAIL

Budget Unit	FY 2023	FY 2023	FY 2024	FY 2024	FY 2025	FY 2025	FY 2025	FY 2025
Decision Item	ACTUAL	ACTUAL	BUDGET	BUDGET	DEPT REQ	DEPT REQ	GOV REC	GOV REC
Budget Object Class	DOLLAR	FTE	DOLLAR	FTE	DOLLAR	FTE	DOLLAR	FTE
DHEWD IT CONSOLIDATION								
Office Productivity Tools - 1300021								
M&R SERVICES	0	0.00	0	0.00	121,170	0.00	121,170	0.00
TOTAL - EE	0	0.00	0	0.00	121,170	0.00	121,170	0.00
GRAND TOTAL	\$0	0.00	\$0	0.00	\$121,170	0.00	\$121,170	0.00
GENERAL REVENUE	\$0	0.00	\$0	0.00	\$121,170	0.00	\$121,170	0.00
FEDERAL FUNDS	\$0	0.00	\$0	0.00	\$0	0.00	\$0	0.00
OTHER FUNDS	\$0	0.00	\$0	0.00	\$0	0.00	\$0	0.00

DECISION ITEM DETAIL

Budget Unit	FY 2023	FY 2023	FY 2024	FY 2024	FY 2025	FY 2025	FY 2025	FY 2025
Decision Item	ACTUAL	ACTUAL	BUDGET	BUDGET	DEPT REQ	DEPT REQ	GOV REC	GOV REC
Budget Object Class	DOLLAR	FTE	DOLLAR	FTE	DOLLAR	FTE	DOLLAR	FTE
DOR IT CONSOLIDATION								
Office Productivity Tools - 1300021								
M&R SERVICES	0	0.00	0	0.00	633,732	0.00	633,732	0.00
TOTAL - EE	0	0.00	0	0.00	633,732	0.00	633,732	0.00
GRAND TOTAL	\$0	0.00	\$0	0.00	\$633,732	0.00	\$633,732	0.00
GENERAL REVENUE	\$0	0.00	\$0	0.00	\$633,732	0.00	\$633,732	0.00
FEDERAL FUNDS	\$0	0.00	\$0	0.00	\$0	0.00	\$0	0.00
OTHER FUNDS	\$0	0.00	\$0	0.00	\$0	0.00	\$0	0.00

DECISION ITEM DETAIL

Budget Unit	FY 2023	FY 2023	FY 2024	FY 2024	FY 2025	FY 2025	FY 2025	FY 2025
Decision Item	ACTUAL	ACTUAL	BUDGET	BUDGET	DEPT REQ	DEPT REQ	GOV REC	GOV REC
Budget Object Class	DOLLAR	FTE	DOLLAR	FTE	DOLLAR	FTE	DOLLAR	FTE
OA IT CONSOLIDATION								
Office Productivity Tools - 1300021								
M&R SERVICES	0	0.00	0	0.00	1,021,217	0.00	1,021,217	0.00
TOTAL - EE	0	0.00	0	0.00	1,021,217	0.00	1,021,217	0.00
GRAND TOTAL	\$0	0.00	\$0	0.00	\$1,021,217	0.00	\$1,021,217	0.00
GENERAL REVENUE	\$0	0.00	\$0	0.00	\$1,021,217	0.00	\$1,021,217	0.00
FEDERAL FUNDS	\$0	0.00	\$0	0.00	\$0	0.00	\$0	0.00
OTHER FUNDS	\$0	0.00	\$0	0.00	\$0	0.00	\$0	0.00

DECISION ITEM DETAIL

Budget Unit	FY 2023	FY 2023	FY 2024	FY 2024	FY 2025	FY 2025	FY 2025	FY 2025
Decision Item	ACTUAL	ACTUAL	BUDGET	BUDGET	DEPT REQ	DEPT REQ	GOV REC	GOV REC
Budget Object Class	DOLLAR	FTE	DOLLAR	FTE	DOLLAR	FTE	DOLLAR	FTE
MDA IT CONSOLIDATION								
Office Productivity Tools - 1300021								
M&R SERVICES	0	0.00	0	0.00	105,023	0.00	105,023	0.00
TOTAL - EE	0	0.00	0	0.00	105,023	0.00	105,023	0.00
GRAND TOTAL	\$0	0.00	\$0	0.00	\$105,023	0.00	\$105,023	0.00
GENERAL REVENUE	\$0	0.00	\$0	0.00	\$105,023	0.00	\$105,023	0.00
FEDERAL FUNDS	\$0	0.00	\$0	0.00	\$0	0.00	\$0	0.00
OTHER FUNDS	\$0	0.00	\$0	0.00	\$0	0.00	\$0	0.00

DECISION ITEM DETAIL

Budget Unit	FY 2023	FY 2023	FY 2024	FY 2024	FY 2025	FY 2025	FY 2025	FY 2025
Decision Item	ACTUAL	ACTUAL	BUDGET	BUDGET	DEPT REQ	DEPT REQ	GOV REC	GOV REC
Budget Object Class	DOLLAR	FTE	DOLLAR	FTE	DOLLAR	FTE	DOLLAR	FTE
DNR IT CONSOLIDATION								
Office Productivity Tools - 1300021								
M&R SERVICES	0	0.00	0	0.00	892,771	0.00	892,771	0.00
TOTAL - EE	0	0.00	0	0.00	892,771	0.00	892,771	0.00
GRAND TOTAL	\$0	0.00	\$0	0.00	\$892,771	0.00	\$892,771	0.00
GENERAL REVENUE	\$0	0.00	\$0	0.00	\$892,771	0.00	\$892,771	0.00
FEDERAL FUNDS	\$0	0.00	\$0	0.00	\$0	0.00	\$0	0.00
OTHER FUNDS	\$0	0.00	\$0	0.00	\$0	0.00	\$0	0.00

DECISION ITEM DETAIL

Budget Unit	FY 2023	FY 2023	FY 2024	FY 2024	FY 2025	FY 2025	FY 2025	FY 2025
Decision Item	ACTUAL	ACTUAL	BUDGET	BUDGET	DEPT REQ	DEPT REQ	GOV REC	GOV REC
Budget Object Class	DOLLAR	FTE	DOLLAR	FTE	DOLLAR	FTE	DOLLAR	FTE
DED IT CONSOLIDATION								
Office Productivity Tools - 1300021								
M&R SERVICES	0	0.00	0	0.00	62,702	0.00	62,702	0.00
TOTAL - EE	0	0.00	0	0.00	62,702	0.00	62,702	0.00
GRAND TOTAL	\$0	0.00	\$0	0.00	\$62,702	0.00	\$62,702	0.00
GENERAL REVENUE	\$0	0.00	\$0	0.00	\$62,702	0.00	\$62,702	0.00
FEDERAL FUNDS	\$0	0.00	\$0	0.00	\$0	0.00	\$0	0.00
OTHER FUNDS	\$0	0.00	\$0	0.00	\$0	0.00	\$0	0.00

DECISION ITEM DETAIL

Budget Unit	FY 2023	FY 2023	FY 2024	FY 2024	FY 2025	FY 2025	FY 2025	FY 2025
Decision Item	ACTUAL	ACTUAL	BUDGET	BUDGET	DEPT REQ	DEPT REQ	GOV REC	GOV REC
Budget Object Class	DOLLAR	FTE	DOLLAR	FTE	DOLLAR	FTE	DOLLAR	FTE
DCI IT CONSOLIDATION								
Office Productivity Tools - 1300021								
M&R SERVICES	0	0.00	0	0.00	217,068	0.00	217,068	0.00
TOTAL - EE	0	0.00	0	0.00	217,068	0.00	217,068	0.00
GRAND TOTAL	\$0	0.00	\$0	0.00	\$217,068	0.00	\$217,068	0.00
GENERAL REVENUE	\$0	0.00	\$0	0.00	\$217,068	0.00	\$217,068	0.00
FEDERAL FUNDS	\$0	0.00	\$0	0.00	\$0	0.00	\$0	0.00
OTHER FUNDS	\$0	0.00	\$0	0.00	\$0	0.00	\$0	0.00

DECISION ITEM DETAIL

Budget Unit	FY 2023	FY 2023	FY 2024	FY 2024	FY 2025	FY 2025	FY 2025	FY 2025
Decision Item	ACTUAL	ACTUAL	BUDGET	BUDGET	DEPT REQ	DEPT REQ	GOV REC	GOV REC
Budget Object Class	DOLLAR	FTE	DOLLAR	FTE	DOLLAR	FTE	DOLLAR	FTE
DOLIR IT CONSOLIDATION								
Office Productivity Tools - 1300021								
M&R SERVICES	0	0.00	0	0.00	211,819	0.00	211,819	0.00
TOTAL - EE	0	0.00	0	0.00	211,819	0.00	211,819	0.00
GRAND TOTAL	\$0	0.00	\$0	0.00	\$211,819	0.00	\$211,819	0.00
GENERAL REVENUE	\$0	0.00	\$0	0.00	\$211,819	0.00	\$211,819	0.00
FEDERAL FUNDS	\$0	0.00	\$0	0.00	\$0	0.00	\$0	0.00
OTHER FUNDS	\$0	0.00	\$0	0.00	\$0	0.00	\$0	0.00

DECISION ITEM DETAIL

Budget Unit	FY 2023	FY 2023	FY 2024	FY 2024	FY 2025	FY 2025	FY 2025	FY 2025
Decision Item	ACTUAL	ACTUAL	BUDGET	BUDGET	DEPT REQ	DEPT REQ	GOV REC	GOV REC
Budget Object Class	DOLLAR	FTE	DOLLAR	FTE	DOLLAR	FTE	DOLLAR	FTE
DPS IT CONSOLIDATION								
Office Productivity Tools - 1300021								
M&R SERVICES	0	0.00	0	0.00	398,212	0.00	398,212	0.00
TOTAL - EE	0	0.00	0	0.00	398,212	0.00	398,212	0.00
GRAND TOTAL	\$0	0.00	\$0	0.00	\$398,212	0.00	\$398,212	0.00
GENERAL REVENUE	\$0	0.00	\$0	0.00	\$398,212	0.00	\$398,212	0.00
FEDERAL FUNDS	\$0	0.00	\$0	0.00	\$0	0.00	\$0	0.00
OTHER FUNDS	\$0	0.00	\$0	0.00	\$0	0.00	\$0	0.00

DECISION ITEM DETAIL

Budget Unit	FY 2023	FY 2023	FY 2024	FY 2024	FY 2025	FY 2025	FY 2025	FY 2025
Decision Item	ACTUAL	ACTUAL	BUDGET	BUDGET	DEPT REQ	DEPT REQ	GOV REC	GOV REC
Budget Object Class	DOLLAR	FTE	DOLLAR	FTE	DOLLAR	FTE	DOLLAR	FTE
DOC IT CONSOLIDATION								
Office Productivity Tools - 1300021								
M&R SERVICES	0	0.00	0	0.00	3,086,777	0.00	3,086,777	0.00
TOTAL - EE	0	0.00	0	0.00	3,086,777	0.00	3,086,777	0.00
GRAND TOTAL	\$0	0.00	\$0	0.00	\$3,086,777	0.00	\$3,086,777	0.00
GENERAL REVENUE	\$0	0.00	\$0	0.00	\$3,086,777	0.00	\$3,086,777	0.00
FEDERAL FUNDS	\$0	0.00	\$0	0.00	\$0	0.00	\$0	0.00
OTHER FUNDS	\$0	0.00	\$0	0.00	\$0	0.00	\$0	0.00

DECISION ITEM DETAIL

Budget Unit	FY 2023	FY 2023	FY 2024	FY 2024	FY 2025	FY 2025	FY 2025	FY 2025
Decision Item	ACTUAL	ACTUAL	BUDGET	BUDGET	DEPT REQ	DEPT REQ	GOV REC	GOV REC
Budget Object Class	DOLLAR	FTE	DOLLAR	FTE	DOLLAR	FTE	DOLLAR	FTE
DHSS IT CONSOLIDATION								
Office Productivity Tools - 1300021								
M&R SERVICES	0	0.00	0	0.00	713,564	0.00	713,564	0.00
TOTAL - EE	0	0.00	0	0.00	713,564	0.00	713,564	0.00
GRAND TOTAL	\$0	0.00	\$0	0.00	\$713,564	0.00	\$713,564	0.00
GENERAL REVENUE	\$0	0.00	\$0	0.00	\$713,564	0.00	\$713,564	0.00
FEDERAL FUNDS	\$0	0.00	\$0	0.00	\$0	0.00	\$0	0.00
OTHER FUNDS	\$0	0.00	\$0	0.00	\$0	0.00	\$0	0.00

DECISION ITEM DETAIL

Budget Unit	FY 2023	FY 2023	FY 2024	FY 2024	FY 2025	FY 2025	FY 2025	FY 2025
Decision Item	ACTUAL	ACTUAL	BUDGET	BUDGET	DEPT REQ	DEPT REQ	GOV REC	GOV REC
Budget Object Class	DOLLAR	FTE	DOLLAR	FTE	DOLLAR	FTE	DOLLAR	FTE
DMH IT CONSOLIDATION								
Office Productivity Tools - 1300021								
M&R SERVICES	0	0.00	0	0.00	1,825,177	0.00	1,825,177	0.00
TOTAL - EE	0	0.00	0	0.00	1,825,177	0.00	1,825,177	0.00
GRAND TOTAL	\$0	0.00	\$0	0.00	\$1,825,177	0.00	\$1,825,177	0.00
GENERAL REVENUE	\$0	0.00	\$0	0.00	\$1,825,177	0.00	\$1,825,177	0.00
FEDERAL FUNDS	\$0	0.00	\$0	0.00	\$0	0.00	\$0	0.00
OTHER FUNDS	\$0	0.00	\$0	0.00	\$0	0.00	\$0	0.00

DECISION ITEM DETAIL

Budget Unit	FY 2023	FY 2023	FY 2024	FY 2024	FY 2025	FY 2025	FY 2025	FY 2025
Decision Item	ACTUAL	ACTUAL	BUDGET	BUDGET	DEPT REQ	DEPT REQ	GOV REC	GOV REC
Budget Object Class	DOLLAR	FTE	DOLLAR	FTE	DOLLAR	FTE	DOLLAR	FTE
DSS IT CONSOLIDATION								
Office Productivity Tools - 1300021								
M&R SERVICES	0	0.00	0	0.00	4,153,807	0.00	4,153,807	0.00
TOTAL - EE	0	0.00	0	0.00	4,153,807	0.00	4,153,807	0.00
GRAND TOTAL	\$0	0.00	\$0	0.00	\$4,153,807	0.00	\$4,153,807	0.00
GENERAL REVENUE	\$0	0.00	\$0	0.00	\$4,153,807	0.00	\$4,153,807	0.00
FEDERAL FUNDS	\$0	0.00	\$0	0.00	\$0	0.00	\$0	0.00
OTHER FUNDS	\$0	0.00	\$0	0.00	\$0	0.00	\$0	0.00

NEW DECISION ITEM

RANK: _____ OF _____

Department: Office of Administration		Budget Unit 30615C
Division: Information Technology Services Division		
DI Name: IT Asset Management System	DI#130022	HB Section 05.025

1. AMOUNT OF REQUEST

	FY 2025 Budget Request			
	GR	Federal	Other	Total
PS	140,000	0	0	140,000
EE	1,440,000	0	0	1,440,000
PSD	0	0	0	0
TRF	0	0	0	0
Total	1,580,000	0	0	1,580,000
FTE	2.00	0.00	0.00	2.00

	FY 2025 Governor's Recommendation			
	GR	Federal	Other	Total
PS	140,000	0	0	140,000
EE	1,440,000	0	0	1,440,000
PSD	0	0	0	0
TRF	0	0	0	0
Total	1,580,000	0	0	1,580,000
FTE	0.00	0.00	0.00	0.00

Est. Fringe	82,216	0	0	82,216
--------------------	--------	---	---	--------

Note: Fringes budgeted in House Bill 5 except for certain fringes budgeted directly to MoDOT, Highway Patrol, and Conservation.

Est. Fringe	52,178	0	0	52,178
--------------------	--------	---	---	--------

Note: Fringes budgeted in House Bill 5 except for certain fringes budgeted directly to MoDOT, Highway Patrol, and Conservation.

Other Funds:
Non-Counts:

Other Funds:
Non-Counts:

2. THIS REQUEST CAN BE CATEGORIZED AS:

<input type="checkbox"/> New Legislation	<input checked="" type="checkbox"/> New Program	<input type="checkbox"/> Fund Switch
<input type="checkbox"/> Federal Mandate	<input type="checkbox"/> Program Expansion	<input type="checkbox"/> Cost to Continue
<input type="checkbox"/> GR Pick-Up	<input type="checkbox"/> Space Request	<input type="checkbox"/> Equipment Replacement
<input type="checkbox"/> Pay Plan	<input type="checkbox"/> Other: _____	

3. WHY IS THIS FUNDING NEEDED? PROVIDE AN EXPLANATION FOR ITEMS CHECKED IN #2. INCLUDE THE FEDERAL OR STATE STATUTORY OR CONSTITUTIONAL AUTHORIZATION FOR THIS PROGRAM.

IT Asset Management (ITAM) is a set of business practices set to maximize the value of IT equipment within an enterprise by combining financial, contractual, and inventory data to track the status of IT assets across their lifecycle. IT assets can typically be characterized as either hardware—the physical computing equipment that the organization owns—and software, or program assets that the organization either owns or licenses. ITSD manages all of the data related to these assets in disparate systems with large manual effort needed to keep up to date and maintain consistent data across systems. A comprehensive asset tracking system is necessary to leverage the benefits of ITAM and improve decision making when it comes to IT investments. The two most impactful functions of an effective ITAM system are hardware & software asset tracking and license compliance management.

NEW DECISION ITEM

RANK: _____ OF _____

Department: Office of Administration	Budget Unit <u>30615C</u>
Division: Information Technology Services Division	
DI Name: IT Asset Management System DI#1300022	HB Section <u>05.025</u>

While there are a great number of benefits that can be recognized with the implementation of a ITAM system, the top three are:

Financial Impact: An ITAM system will provide better cost management of IT assets. Research has shown that the ability to identify under-utilized software and adjust licensing agreements accordingly, using ITAM, saves organizations 8-15% of software spend annually. ITSD spends approximately \$50M on software licensing annually so better visibility into licensing utilization could save the State as much as \$7,500,000 of unnecessary spending each year.

Risk Avoidance: Any entity that licenses software for multiple users from a third-party supplier, is subject to external audits to ensure that they are compliant with the terms of their service-level agreements. Having sound ITAM practices and a single source of truth for software license contracts, service level agreements and utilization far lessens the risk that something would be found in the audit for which the State would be liable. An ITAM system would allow us to see and manage over-utilization of software far ahead of an audit and adjust business practice or licensing counts as necessary, avoiding additional costs.

Incident Resolution: An ITAM system will link hardware and software services to end users such that when a customer contacts the IT service desk, all the relevant assets are visible to the person logging the incident saving time & effort and getting State of Missouri team members back to work faster. This will reduce overall down time to the workforce due to IT problems and get people back to serving citizens is the fastest time possible.

4. DESCRIBE THE DETAILED ASSUMPTIONS USED TO DERIVE THE SPECIFIC REQUESTED AMOUNT. (How did you determine that the requested number of FTE were appropriate? From what source or standard did you derive the requested levels of funding? Were alternatives such as outsourcing or automation considered? If based on new legislation, does request tie to TAFP fiscal note? If not, explain why. Detail which portions of the request are one-times and how those amounts were calculated.)

The cost for implementation and licensing are based on quotes previously obtained from various vendors that offer ITAM systems. Funding and FTE requested will support the system design and management going forward. One is needed for the technical support/management and one on the software compliance side that will be focused on the output of the system and working with users to modify how software is being installed and utilized or working on contract modification to reduce or adjust license counts as needed.

NEW DECISION ITEM

RANK: _____ OF _____

Department: Office of Administration	Budget Unit <u>30615C</u>
Division: Information Technology Services Division	
DI Name: IT Asset Management System DI#1300022	HB Section <u>05.025</u>

5. BREAK DOWN THE REQUEST BY BUDGET OBJECT CLASS, JOB CLASS, AND FUND SOURCE. IDENTIFY ONE-TIME COSTS.

Budget Object Class/Job Class	Dept Req GR DOLLARS	Dept Req GR FTE	Dept Req FED DOLLARS	Dept Req FED FTE	Dept Req OTHER DOLLARS	Dept Req OTHER FTE	Dept Req TOTAL DOLLARS	Dept Req TOTAL FTE	Dept Req One-Time DOLLARS
02PS30 - Senior Program Specialist	60,000	1.0					60,000	1.0	
14AS20- Systems Administration Spec	80,000	1.0					80,000	1.0	
Total PS	140,000	2.0	0	0.0	0	0.0	140,000	2.0	0
430- M&R Services	790,000						790,000		
400- Professional Services	650,000						650,000		650,000
Total EE	1,440,000		0		0		1,440,000		650,000
Grand Total	1,580,000	2	0	0	0	0	1,580,000	2	650,000

Budget Object Class/Job Class	Gov Rec GR DOLLARS	Gov Rec GR FTE	Gov Rec FED DOLLARS	Gov Rec FED FTE	Gov Rec OTHER DOLLARS	Gov Rec OTHER FTE	Gov Rec TOTAL DOLLARS	Gov Rec TOTAL FTE	Gov Rec One-Time DOLLARS
02PS30 - Senior Program Specialist	60,000	0.0					60,000	0.0	
14AS20- Systems Administration Spec	80,000	0.0					80,000	0.0	
Total PS	140,000	0.0	0	0.0	0	0.0	140,000	0.0	0
430- M&R Services	790,000						790,000		
400- Professional Services	650,000						650,000		650,000
Total EE	1,440,000		0		0		1,440,000		650,000
Grand Total	1,580,000	0	0	0	0	0	1,580,000	0	650,000

NEW DECISION ITEM

RANK: _____ OF _____

Department: Office of Administration	Budget Unit <u>30615C</u>
Division: Information Technology Services Division	
DI Name: IT Asset Management System DI#1300022	HB Section <u>05.025</u>

6. PERFORMANCE MEASURES (If new decision item has an associated core, separately identify projected performance with & without additional funding.)

6a. Provide an activity measure(s) for the program.

75% of licenses are documented in the tool
License questions can be answered within the tool without doing research by both procurement and ITSD

25% of cloud spend is reduced.

6b. Provide a measure(s) of the program's quality.

Compliance with software license agreements are not questioned and if it is questioned, we can prove our compliance

6c. Provide a measure(s) of the program's impact.

Software audits by vendors are easily supported.
Duplicate software within the State is eliminated.

6d. Provide a measure(s) of the program's efficiency.

Savings of 10% to 15% of overall software costs. It is estimated the State spends \$50M per year in software.

7. STRATEGIES TO ACHIEVE THE PERFORMANCE MEASUREMENT TARGETS:

All new software purchased or renewed must be entered into the tool.
All software purchased or renewed is reviewed against the inventory and reviewed by ITSD Enterprise Architecture.

DECISION ITEM DETAIL

Budget Unit	FY 2023	FY 2023	FY 2024	FY 2024	FY 2025	FY 2025	FY 2025	FY 2025
Decision Item	ACTUAL	ACTUAL	BUDGET	BUDGET	DEPT REQ	DEPT REQ	GOV REC	GOV REC
Budget Object Class	DOLLAR	FTE	DOLLAR	FTE	DOLLAR	FTE	DOLLAR	FTE
ITSD CONSOLIDATION								
IT Asset Management System - 1300022								
SENIOR PROGRAM SPECIALIST	0	0.00	0	0.00	60,000	1.00	60,000	0.00
ASSOC APPLICATIONS DEVELOPER	0	0.00	0	0.00	80,000	1.00	80,000	0.00
TOTAL - PS	0	0.00	0	0.00	140,000	2.00	140,000	0.00
PROFESSIONAL SERVICES	0	0.00	0	0.00	650,000	0.00	650,000	0.00
M&R SERVICES	0	0.00	0	0.00	790,000	0.00	790,000	0.00
TOTAL - EE	0	0.00	0	0.00	1,440,000	0.00	1,440,000	0.00
GRAND TOTAL	\$0	0.00	\$0	0.00	\$1,580,000	2.00	\$1,580,000	0.00
GENERAL REVENUE	\$0	0.00	\$0	0.00	\$1,580,000	2.00	\$1,580,000	0.00
FEDERAL FUNDS	\$0	0.00	\$0	0.00	\$0	0.00	\$0	0.00
OTHER FUNDS	\$0	0.00	\$0	0.00	\$0	0.00	\$0	0.00

NEW DECISION ITEM
RANK: _____ **OF** _____

Department: Office of Administration	Budget Unit <u>30615C</u>
Division: Information Technology Services Division	
DI Name: Citizen Portal & IT Infrastructure Expansion DI#1300023	HB Section <u>05.025</u>

1. AMOUNT OF REQUEST

	FY 2025 Budget Request			
	GR	Federal	Other	Total
PS	0	0	0	0
EE	27,870,769	0	0	27,870,769
PSD	0	0	0	0
TRF	0	0	0	0
Total	27,870,769	0	0	27,870,769

FTE **0.00** **0.00** **0.00** **0.00**

Est. Fringe	0	0	0	0
--------------------	---	---	---	---

Note: Fringes budgeted in House Bill 5 except for certain fringes budgeted directly to MoDOT, Highway Patrol, and Conservation.

Other Funds:
Non-Counts:

	FY 2025 Governor's Recommendation			
	GR	Federal	Other	Total
PS	0	0	0	0
EE	0	0	0	0
PSD	0	0	0	0
TRF	0	0	0	0
Total	0	0	0	0

FTE **0.00** **0.00** **0.00** **0.00**

Est. Fringe	0	0	0	0
--------------------	---	---	---	---

Note: Fringes budgeted in House Bill 5 except for certain fringes budgeted directly to MoDOT, Highway Patrol, and Conservation.

Other Funds:
Non-Counts:

2. THIS REQUEST CAN BE CATEGORIZED AS:

<input type="checkbox"/> New Legislation	<input type="checkbox"/> New Program	<input type="checkbox"/> Fund Switch
<input type="checkbox"/> Federal Mandate	<input checked="" type="checkbox"/> Program Expansion	<input type="checkbox"/> Cost to Continue
<input type="checkbox"/> GR Pick-Up	<input type="checkbox"/> Space Request	<input type="checkbox"/> Equipment Replacement
<input type="checkbox"/> Pay Plan	<input type="checkbox"/> Other:	

3. WHY IS THIS FUNDING NEEDED? PROVIDE AN EXPLANATION FOR ITEMS CHECKED IN #2. INCLUDE THE FEDERAL OR STATE STATUTORY OR CONSTITUTIONAL AUTHORIZATION FOR THIS PROGRAM.

This request is for ongoing funding related to the Digital Government Transformation (DGT) project funded by ARPA. The items requested within this new decision item will expand and enhance the services already implemented within DGT. The vision for Digital Government Transformation is to provide a world-class experience for both citizens and businesses who interact with the State of Missouri. To accomplish this vision, ITSD is partnering with Agencies to innovate the user experiences and optimize workflows through journey modernization using a unified online portal and leveraging strategic enterprise tools within the IT infrastructure. Our continued goal of providing a world-class experience to our citizens and businesses is one of ITSD's top objectives. Employee workflow optimization and an improved citizen and business experience are key focus areas of this objective and will decrease costs over time while increasing the satisfaction of those working with the State.

NEW DECISION ITEM

RANK: _____ OF _____

Department: Office of Administration	Budget Unit <u>30615C</u>
Division: Information Technology Services Division	
DI Name: Citizen Portal & IT Infrastructure Expansion DI#1300023	HB Section <u>05.025</u>

In addition to ongoing maintenance and additional functionality costs of the tools, there is significant work to continue modernizing both the Citizen Portal and Business Portal. This modernization consists of centralizing the citizen and business web pages in order to minimize confusion to the user, minimize the time spent in order to find the required Agency service, and vastly improve the communications between Agencies and the citizens or businesses through continued development of enterprise services.

Building and using services that can be leveraged by multiple Agencies will reduce costs and improve the user's experience. While some Agencies have started to use these services, it takes a continued investment in both time and funding for that collaboration to be fully realized.

ITSD will partner with Operational Excellence to mature the practices related to User Experience and Process Improvement.

User Experience is a central component of solution design and involves ensuring the citizens or businesses can easily navigate the screens and workflows with minimal assistance or confusion. This includes the look and feel of a webpage and the ease of the working through the process.

Process Improvement is the practice of ensuring a process is optimized for effectiveness and cost before building web screens or technical solutions. Processes can be improved through process re-engineering, automating the workflow, and reducing the time for decisions through business rules or machine learning.

4. DESCRIBE THE DETAILED ASSUMPTIONS USED TO DERIVE THE SPECIFIC REQUESTED AMOUNT. (How did you determine that the requested number of FTE were appropriate? From what source or standard did you derive the requested levels of funding? Were alternatives such as outsourcing or automation considered? If based on new legislation, does request tie to TAFP fiscal note? If not, explain why. Detail which portions of the request are one-times and how those amounts were calculated.)

Cost is based on research and various vendor quotes for the services and tools needed to implement, support and govern the new enterprise approach to citizen and business interaction within the State of Missouri.

Included in the cost below is:

1. IT Operations Management- \$5,256,149 (\$1,934,048 is one time)
2. Integrated Risk Management - \$960,632 (\$353,473 is one time)
3. Strategic Portfolio Management - \$4,653,988 (\$1,712,477 is one time)
4. Ongoing integration of existing enterprise services with Agency applications- \$14,450,000 (all one time cost to be phased out over 5 years)
5. Creation of operational data lakes for single source of data within citizen portal - \$2,550,000 (\$1,350,000 is one time)

5. BREAK DOWN THE REQUEST BY BUDGET OBJECT CLASS, JOB CLASS, AND FUND SOURCE. IDENTIFY ONE-TIME COSTS.

NEW DECISION ITEM
RANK: _____ OF _____

Department: Office of Administration	Budget Unit <u>30615C</u>
Division: Information Technology Services Division	
DI Name: Citizen Portal & IT Infrastructure Expansion DI#1300023	HB Section <u>05.025</u>

Budget Object Class/Job Class	Dept Req GR DOLLARS	Dept Req GR FTE	Dept Req FED DOLLARS	Dept Req FED FTE	Dept Req OTHER DOLLARS	Dept Req OTHER FTE	Dept Req TOTAL DOLLARS	Dept Req TOTAL FTE	Dept Req One-Time DOLLARS
Total PS	0	0.0	0	0.0	0	0.0	0	0.0	0
400- Professional Services	20,999,998						20,999,998		8,239,998
430- M&R Services (software licensing)	6,870,771						6,870,771		
							0		
Total EE	<u>27,870,769</u>		<u>0</u>		<u>0</u>		<u>27,870,769</u>		<u>8,239,998</u>
Grand Total	<u><u>27,870,769</u></u>	<u>0</u>	<u>0</u>	<u>0</u>	<u>0</u>	<u>0</u>	<u>27,870,769</u>	<u>0</u>	<u>8,239,998</u>

Budget Object Class/Job Class	Gov Rec GR DOLLARS	Gov Rec GR FTE	Gov Rec FED DOLLARS	Gov Rec FED FTE	Gov Rec OTHER DOLLARS	Gov Rec OTHER FTE	Gov Rec TOTAL DOLLARS	Gov Rec TOTAL FTE	Gov Rec One-Time DOLLARS
Total PS	0	0.0	0	0.0	0	0.0	0	0.0	0
							0	0.0	
Total EE	<u>0</u>		<u>0</u>		<u>0</u>		<u>0</u>		<u>0</u>
Grand Total	<u><u>0</u></u>	<u>0</u>	<u>0</u>	<u>0</u>	<u>0</u>	<u>0</u>	<u>0</u>	<u>0</u>	<u>0</u>

DECISION ITEM DETAIL

Budget Unit	FY 2023	FY 2023	FY 2024	FY 2024	FY 2025	FY 2025	FY 2025	FY 2025
Decision Item	ACTUAL	ACTUAL	BUDGET	BUDGET	DEPT REQ	DEPT REQ	GOV REC	GOV REC
Budget Object Class	DOLLAR	FTE	DOLLAR	FTE	DOLLAR	FTE	DOLLAR	FTE
ITSD CONSOLIDATION								
Citizen Portal Expansion - 1300023								
PROFESSIONAL SERVICES	0	0.00	0	0.00	20,999,998	0.00	0	0.00
M&R SERVICES	0	0.00	0	0.00	6,870,771	0.00	0	0.00
TOTAL - EE	0	0.00	0	0.00	27,870,769	0.00	0	0.00
GRAND TOTAL	\$0	0.00	\$0	0.00	\$27,870,769	0.00	\$0	0.00
GENERAL REVENUE	\$0	0.00	\$0	0.00	\$27,870,769	0.00		0.00
FEDERAL FUNDS	\$0	0.00	\$0	0.00	\$0	0.00		0.00
OTHER FUNDS	\$0	0.00	\$0	0.00	\$0	0.00		0.00

NEW DECISION ITEM
RANK: _____ OF _____

Department: Office of Administration	Budget Unit <u>30615C</u>
Division: Information Technology Services Division	
DI Name: GIS Infrastructure Expansion DI#1300024	HB Section <u>05.025</u>

1. AMOUNT OF REQUEST

	FY 2025 Budget Request			
	GR	Federal	Other	Total
PS	840,000	0	0	840,000
EE	2,470,000	0	0	2,470,000
PSD	0	0	0	0
TRF	0	0	0	0
Total	<u>3,310,000</u>	<u>0</u>	<u>0</u>	<u>3,310,000</u>

FTE **12.00** **0.00** **0.00** **12.00**

Est. Fringe	493,296	0	0	493,296
--------------------	---------	---	---	---------

Note: Fringes budgeted in House Bill 5 except for certain fringes budgeted directly to MoDOT, Highway Patrol, and Conservation.

	FY 2025 Governor's Recommendation			
	GR	Federal	Other	Total
PS	840,000	0	0	840,000
EE	2,470,000	0	0	2,470,000
PSD	0	0	0	0
TRF	0	0	0	0
Total	<u>3,310,000</u>	<u>0</u>	<u>0</u>	<u>3,310,000</u>

FTE **6.00** **0.00** **0.00** **6.00**

Est. Fringe	403,182	0	0	403,182
--------------------	---------	---	---	---------

Note: Fringes budgeted in House Bill 5 except for certain fringes budgeted directly to MoDOT, Highway Patrol, and Conservation.

Other Funds:
Non-Counts:

Other Funds:
Non-Counts:

2. THIS REQUEST CAN BE CATEGORIZED AS:

<input type="checkbox"/> New Legislation	<input type="checkbox"/> New Program	<input type="checkbox"/> Fund Switch
<input type="checkbox"/> Federal Mandate	<input checked="" type="checkbox"/> Program Expansion	<input type="checkbox"/> Cost to Continue
<input type="checkbox"/> GR Pick-Up	<input type="checkbox"/> Space Request	<input type="checkbox"/> Equipment Replacement
<input type="checkbox"/> Pay Plan	<input type="checkbox"/> Other:	

3. WHY IS THIS FUNDING NEEDED? PROVIDE AN EXPLANATION FOR ITEMS CHECKED IN #2. INCLUDE THE FEDERAL OR STATE STATUTORY OR CONSTITUTIONAL AUTHORIZATION FOR THIS PROGRAM.

Over the past two decades, the state has experienced significant growth and dependency on our geospatial platform. Investments have been made application by application, rather than adopting a centralized resource that supports a broader use of GIS. The FY23 & FY24 budgets included multiple GIS dependent projects, including broadband, imagery/LIDAR for Missouri Hydrologic Information Center, and Next Generation 911. The investment in data did not include a corresponding expansion to GIS infrastructure. Data gathered from these initiatives have broader uses beyond project specific needs. Capacity increases future growth for applications being created for the Digital Government Transformation (DGT). For example, addresses gathered for NG911 form the basis of a master address database, which forms the basis of an enterprise geocoder. The geocoder will then help us identify the location of state facilities, resources or services, when citizens look for these nearest to them. An expanded license agreement for our GIS software, coupled strategic planning with the agencies on how to use our new GeoPlatform portal, offer data and tools to perform basic GIS tasks at the user level. This changes the pattern of relying on ITSD for even basic maps and analyses.

NEW DECISION ITEM
RANK: _____ **OF** _____

Department: Office of Administration	Budget Unit <u>30615C</u>
Division: Information Technology Services Division	
DI Name: GIS Infrastructure Expansion DI#1300024	HB Section <u>05.025</u>

4. DESCRIBE THE DETAILED ASSUMPTIONS USED TO DERIVE THE SPECIFIC REQUESTED AMOUNT. (How did you determine that the requested number of FTE were appropriate? From what source or standard did you derive the requested levels of funding? Were alternatives such as outsourcing or automation considered? If based on new legislation, does request tie to TAFP fiscal note? If not, explain why. Detail which portions of the request are one-times and how those amounts were calculated.)

Other states have adopted a centralized approach, with a "build once, use many" philosophy in regards to their GIS infrastructure. Maintaining a central GIS portal for internal use reduces error and duplication of data collection and storage. Currently agencies have had to manage GIS expansion specific to their agency only. A few have a lot of GIS capacity, while others have none. Agency support will be increased by an expansion to our existing ArcGIS platform and staffing in our Office of Geospatial Information. GIS Developers will provide server-side support of the platform. GIS Specialists will provide expanded offerings to 10 agencies currently without GIS capacity. Additional GIS software licenses will be ongoing, giving the necessary software tools for utilizing GIS data in the Portal. Secondly, funding will provide much needed support for the Missouri Spatial Data Information Service (MSDIS) and the Missouri GIS community, users external to the state network. MSDIS was founded in 1996 to act as Missouri's GIS data clearinghouse by the then governor in collaboration with the University of Missouri. The model is similar to other GIS data clearinghouses around the US. Good examples are Kansas, Arkansas, North and South Dakota etc. MSDIS receives new and updated GIS data and high-resolution imagery from a variety of agencies and local governments making this data available to the general public. Multiple state projects (NG911, DNR, DED, MDC, MoDOT) rely on the hosted imagery services provided by MSDIS. Since the initial funding in 1996, University of Missouri has been the only entity supporting MSDIS.

5. BREAK DOWN THE REQUEST BY BUDGET OBJECT CLASS, JOB CLASS, AND FUND SOURCE. IDENTIFY ONE-TIME COSTS.

Budget Object Class/Job Class	Dept Req GR DOLLARS	Dept Req GR FTE	Dept Req FED DOLLARS	Dept Req FED FTE	Dept Req OTHER DOLLARS	Dept Req OTHER FTE	Dept Req TOTAL DOLLARS	Dept Req TOTAL FTE	Dept Req One-Time DOLLARS
100-14GI20- Geographic Info Systems Spec	390,000	6.0					390,000	6.0	
100-10GI25 - Geographic Info Systems Develope	450,000	6.0					450,000	6.0	
Total PS	840,000	12.0	0	0.0	0	0.0	840,000	12.0	0
400 - Professional Services (consulting)	560,000						560,000		200,000
430- M&R Services (software)	1,840,000						1,840,000		
480- Computer Equipment	30,000						30,000		
320- Professional Development (training)	40,000						40,000		40,000
Total EE	2,470,000		0		0		2,470,000		240,000
Grand Total	3,310,000	12.00	0	0	0	0	3,310,000	12.00	240,000

NEW DECISION ITEM
RANK: _____ OF _____

Department: Office of Administration	Budget Unit <u>30615C</u>
Division: Information Technology Services Division	
DI Name: GIS Infrastructure Expansion DI#1300024	HB Section <u>05.025</u>

Budget Object Class/Job Class	Gov Rec GR DOLLARS	Gov Rec GR FTE	Gov Rec FED DOLLARS	Gov Rec FED FTE	Gov Rec OTHER DOLLARS	Gov Rec OTHER FTE	Gov Rec TOTAL DOLLARS	Gov Rec TOTAL FTE	Gov Rec One-Time DOLLARS
100-14GI20- Geographic Info Systems Spec	390,000	3.0					390,000	3.0	
100-10GI25 - Geographic Info Systems Develope	450,000	3.0					450,000	3.0	
Total PS	840,000	6.0	0	0.0	0	0.0	840,000	6.0	0
400 - Professional Services (consulting)	560,000						560,000		200,000
430- M&R Services (software)	1,840,000						1,840,000		
480- Computer Equipment	30,000						30,000		
320- Professional Development (training)	40,000						40,000		40,000
Total EE	2,470,000		0		0		2,470,000		240,000
Grand Total	3,310,000	6.00	0	0	0	0	3,310,000	6.00	240,000

NEW DECISION ITEM
RANK: _____ OF _____

Department: Office of Administration	Budget Unit <u>30615C</u>
Division: Information Technology Services Division	
DI Name: GIS Infrastructure Expansion DI#1300024	HB Section <u>05.025</u>

6. PERFORMANCE MEASURES (If new decision item has an associated core, separately identify projected performance with & without additional funding.)

6a. Provide an activity measure(s) for the program.

For internal state business: GIS data assets are organized for state agency use in a centralized location, through a GeoPlatform portal

For citizens, educators, researchers, etc: Impact can be measured by an expanded scope of services and increased requests from the Missouri GIS community and partner organizations for collaboration opportunities.

6c. Provide a measure(s) of the program's impact.

Internal: Agencies that lack geospatial tools gain access to basic analytical tools, along easy access to the data to perform them. New tools for a less technical user base give more opportunities for data based decisions at many more levels.

External: for citizens, educators, researchers, etc: Impact can be measured by an expanded scope of services and increased requests from the Missouri GIS community and partner organizations for collaboration opportunities.

6b. Provide a measure(s) of the program's quality.

Tools and GIS data available to many more state employees, managed centrally, posted through the GeoPlatform. Future applications won't need to collect data again when existing data sets can be utilized.

-Increased availability to host streamed data services used by new applications being implemented, such as functionality gain in the Digital Government Transformation (DGT).

MSDIS' performance efficiency can be assessed based on the time required to fulfill user requests, the number of applications and/or programs developed, amount of time spent on outreach activities, and instances of collaboration with the Missouri GIS community and partner organizations.

6d. Provide a measure(s) of the program's efficiency.

Training for common workflows will be featured on Portal, give agencies basic guidelines to follow to gain new skills to include location in their business. Agencies will be more self-sufficient for their GIS needs, reducing the back log of GIS requests currently made to GIS staff.

MSDIS' performance efficiency can be assessed based on the time required to fulfill user requests, the number of applications and/or programs developed, amount of time spent on outreach activities, and instances of collaboration with the Missouri GIS community and partner organizations.

NEW DECISION ITEM
RANK: _____ OF _____

Department: Office of Administration	Budget Unit <u>30615C</u>
Division: Information Technology Services Division	
DI Name: GIS Infrastructure Expansion DI#1300024	HB Section <u>05.025</u>

7. STRATEGIES TO ACHIEVE THE PERFORMANCE MEASUREMENT TARGETS:

1. With secured funding, the Office of Geospatial Information (OGI) will facilitate a three-year Enterprise License Agreement for August 2024 purchase that will give us the number of software licenses we need to expand.
2. With input from primary GIS stakeholders, ITSD will finalize a Geospatial Strategic Plan that focuses on the GIS needs both for Digital Government Transformation (GDT) as well as agency specific goals.
3. Strategic planning sessions in the area of geospatial technologies will identify early adopters and prioritize geospatial needs that might have been overlooked when thinking of IT overall
4. Added staff will take on duties that pivot from our existing "application by application" approach, adding the ability to manage a centralized set of data and common workflows.
5. Basic workflows for common GIS patterns will be featured on the GeoPlatform, along with links to data.
6. Adding resources to Missouri's GIS clearinghouse expands the capacity to feature increasing amounts of data, to allow the repurposing of GIS data beyond the internal needs of the state agencies to the general public.

DECISION ITEM DETAIL

Budget Unit	FY 2023	FY 2023	FY 2024	FY 2024	FY 2025	FY 2025	FY 2025	FY 2025
Decision Item	ACTUAL	ACTUAL	BUDGET	BUDGET	DEPT REQ	DEPT REQ	GOV REC	GOV REC
Budget Object Class	DOLLAR	FTE	DOLLAR	FTE	DOLLAR	FTE	DOLLAR	FTE
ITSD CONSOLIDATION								
GIS Infrastructure Expansion - 1300024								
GEOGRAPHIC INFO SYSTEMS SPEC	0	0.00	0	0.00	390,000	6.00	390,000	3.00
GEOGRAPHIC INFO SYSTEMS DEV	0	0.00	0	0.00	450,000	6.00	450,000	3.00
TOTAL - PS	0	0.00	0	0.00	840,000	12.00	840,000	6.00
PROFESSIONAL DEVELOPMENT	0	0.00	0	0.00	40,000	0.00	40,000	0.00
PROFESSIONAL SERVICES	0	0.00	0	0.00	560,000	0.00	560,000	0.00
M&R SERVICES	0	0.00	0	0.00	1,840,000	0.00	1,840,000	0.00
COMPUTER EQUIPMENT	0	0.00	0	0.00	30,000	0.00	30,000	0.00
TOTAL - EE	0	0.00	0	0.00	2,470,000	0.00	2,470,000	0.00
GRAND TOTAL	\$0	0.00	\$0	0.00	\$3,310,000	12.00	\$3,310,000	6.00
GENERAL REVENUE	\$0	0.00	\$0	0.00	\$3,310,000	12.00	\$3,310,000	6.00
FEDERAL FUNDS	\$0	0.00	\$0	0.00	\$0	0.00	\$0	0.00
OTHER FUNDS	\$0	0.00	\$0	0.00	\$0	0.00	\$0	0.00

NEW DECISION ITEM

RANK: _____ OF _____

Department: Office of Administration	Budget Unit <u>30615C</u>
Division: Information Technology Services Division	
DI Name: Citizen Journey Modernization DI#1300025	HB Section <u>05.025</u>

1. AMOUNT OF REQUEST

	FY 2025 Budget Request			
	GR	Federal	Other	Total
PS	0	0	0	0
EE	8,000,000	0	0	8,000,000
PSD	0	0	0	0
TRF	0	0	0	0
Total	8,000,000	0	0	8,000,000
FTE	0.00	0.00	0.00	0.00

	FY 2025 Governor's Recommendation			
	GR	Federal	Other	Total
PS	0	0	0	0
EE	0	0	0	0
PSD	0	0	0	0
TRF	0	0	0	0
Total	0	0	0	0
FTE	0.00	0.00	0.00	0.00

Est. Fringe	0	0	0	0
--------------------	---	---	---	---

Note: Fringes budgeted in House Bill 5 except for certain fringes budgeted directly to MoDOT, Highway Patrol, and Conservation.

Est. Fringe	0	0	0	0
--------------------	---	---	---	---

Note: Fringes budgeted in House Bill 5 except for certain fringes budgeted directly to MoDOT, Highway Patrol, and Conservation.

Other Funds:
Non-Counts:

Other Funds:
Non-Counts:

2. THIS REQUEST CAN BE CATEGORIZED AS:

<input type="checkbox"/> New Legislation	<input type="checkbox"/> New Program	<input type="checkbox"/> Fund Switch
<input type="checkbox"/> Federal Mandate	<input type="checkbox"/> Program Expansion	<input checked="" type="checkbox"/> Cost to Continue
<input type="checkbox"/> GR Pick-Up	<input type="checkbox"/> Space Request	<input type="checkbox"/> Equipment Replacement
<input type="checkbox"/> Pay Plan	<input type="checkbox"/> Other:	

3. WHY IS THIS FUNDING NEEDED? PROVIDE AN EXPLANATION FOR ITEMS CHECKED IN #2. INCLUDE THE FEDERAL OR STATE STATUTORY OR CONSTITUTIONAL AUTHORIZATION FOR THIS PROGRAM.

This request is for ongoing funding related to the Digital Government Transformation project funded by ARPA. The vision for Digital Government Transformation is to provide a world-class experience for both citizens and businesses who interact with the State of Missouri. To accomplish this vision, ITSD is partnering with Agencies to innovate the user experiences and optimize workflows through journey modernization using a unified online portal and leveraging strategic enterprise tools within the IT infrastructure.

Our continued goal of providing a world-class experience to our citizens and businesses is one of ITSD's top objectives. Employee workflow optimization and an improved citizen and business experience are key focus areas of this objective and will decrease costs over time while increasing the satisfaction of those working with the State.

NEW DECISION ITEM

RANK: _____ **OF** _____

Department: Office of Administration	Budget Unit <u>30615C</u>
Division: Information Technology Services Division	
DI Name: Citizen Journey Modernization DI#1300025	HB Section <u>05.025</u>

The processes leveraged by Agencies to provide services to citizens and businesses are collectively referred to as “journeys”. This view allows us to better understand the experience from the citizen’s or business’s point of view.

As Agencies modernize the technology used for each journey, costly support mechanisms for aging technology will be replaced by technology requiring lower maintenance. In order to maximize the effectiveness of the new technology solutions, ITSD will continue to collaborate with Agencies and ensure integration of appropriate enterprise strategic tools. This NDI is for the professional services needed to modernize citizen journeys.

Agency Collaboration

ITSD will continue partnering with Agencies to modernize high priority, high impact, or high value journeys. By working together with Agencies on various journeys, ITSD will leverage the existing knowledge of the enterprise strategic tools which, over time, will result in faster deployments with lower costs. In addition, Agencies can leverage ITSD’s experience and expertise working with professional services maximizing-solution effectiveness. The consistency of each solution design across various Agencies will dramatically improve the user experience.

Integration of Enterprise Services

An Enterprise Service is a capability provided on behalf of ITSD to the Agencies which allow for unified experience to the citizen or business. While not all Agencies can share information with other Agencies, having a re-usable architecture pattern for these services will reduce costs, reduce development time, and improve the user experience. For Agencies that can share information, the experience is improved even more. Example of potential enterprise services are ‘address change’ and ‘contact preferences’. Integration of these enterprise services will need to be built into the core of the journey modernization design consistently across all projects.

NEW DECISION ITEM

RANK: _____ OF _____

Department: Office of Administration		Budget Unit <u>30615C</u>
Division: Information Technology Services Division		
DI Name: Citizen Journey Modernization	DI#1300025	HB Section <u>05.025</u>

4. DESCRIBE THE DETAILED ASSUMPTIONS USED TO DERIVE THE SPECIFIC REQUESTED AMOUNT. (How did you determine that the requested number of FTE were appropriate? From what source or standard did you derive the requested levels of funding? Were alternatives such as outsourcing or automation considered? If based on new legislation, does request tie to TAFP fiscal note? If not, explain why. Detail which portions of the request are one-times and how those amounts were calculated.)

ITSD will partner with Agencies to prioritize the next two citizen and two business journeys with an average cost of \$2,000,000 per journey . The cost of modernizing each journey will decrease as ITSD gains the necessary skilled internal resources in contrast to the cost of third party implementers. The goal is to decrease third party implementers and increase internal staff skills sets in this area over the next three years with the majority of skilled talent as internal staff.

5. BREAK DOWN THE REQUEST BY BUDGET OBJECT CLASS, JOB CLASS, AND FUND SOURCE. IDENTIFY ONE-TIME COSTS.

Budget Object Class/Job Class	Dept Req GR DOLLARS	Dept Req GR FTE	Dept Req FED DOLLARS	Dept Req FED FTE	Dept Req OTHER DOLLARS	Dept Req OTHER FTE	Dept Req TOTAL DOLLARS	Dept Req TOTAL FTE	Dept Req One-Time DOLLARS
							0	0.0	
							0	0.0	
Total PS	0	0.0	0	0.0	0	0.0	0	0.0	0
400- Professional Services	8,000,000						8,000,000		4,000,000
							0		
Total EE	8,000,000		0		0		8,000,000		4,000,000
Grand Total	8,000,000	0	0	0	0	0	8,000,000	0	4,000,000

Budget Object Class/Job Class	Gov Rec GR DOLLARS	Gov Rec GR FTE	Gov Rec FED DOLLARS	Gov Rec FED FTE	Gov Rec OTHER DOLLARS	Gov Rec OTHER FTE	Gov Rec TOTAL DOLLARS	Gov Rec TOTAL FTE	Gov Rec One-Time DOLLARS

0

NEW DECISION ITEM

RANK: _____ OF _____

Department: Office of Administration				Budget Unit <u>30615C</u>					
Division: Information Technology Services Division									
DI Name: Citizen Journey Modernization			DI#1300025		HB Section <u>05.025</u>				
Total PS	<u>0</u>	<u>0.0</u>	<u>0</u>	<u>0.0</u>	<u>0</u>	<u>0.0</u>	<u>0</u>	<u>0.0</u>	<u>0</u>
Total EE	<u>0</u>	<u>0</u>	<u>0</u>	<u>0</u>	<u>0</u>	<u>0</u>	<u>0</u>	<u>0</u>	<u>0</u>
Grand Total	<u>0</u>	<u>0</u>	<u>0</u>	<u>0</u>	<u>0</u>	<u>0</u>	<u>0</u>	<u>0</u>	<u>0</u>

NEW DECISION ITEM

RANK: _____ OF _____

Department: Office of Administration	Budget Unit <u>30615C</u>
Division: Information Technology Services Division	
DI Name: Citizen Journey Modernization DI#1300025	HB Section <u>05.025</u>

6. PERFORMANCE MEASURES (If new decision item has an associated core, separately identify projected performance with & without additional funding.)

6a. Provide an activity measure(s) for the program.

Modernization of technology supporting two citizen journeys and two business journeys will be completed annually.

6b. Provide a measure(s) of the program's quality.

As Agencies modernize the technology used for each journey, costly support mechanisms for aging technology will be replaced by technology requiring lower maintenance.

6c. Provide a measure(s) of the program's impact.

The consistency of each solution design across various Agencies will dramatically improve the user experience giving citizens and businesses one place to go to do business with the State and the same look and feel across all Agencies.

6d. Provide a measure(s) of the program's efficiency.

Provide Missouri citizens and businesses more streamlined interactions with State agencies allowing them to obtain services and perform necessary business transactions in less time.

7. STRATEGIES TO ACHIEVE THE PERFORMANCE MEASUREMENT TARGETS:

--

DECISION ITEM DETAIL

Budget Unit	FY 2023	FY 2023	FY 2024	FY 2024	FY 2025	FY 2025	FY 2025	FY 2025
Decision Item	ACTUAL	ACTUAL	BUDGET	BUDGET	DEPT REQ	DEPT REQ	GOV REC	GOV REC
Budget Object Class	DOLLAR	FTE	DOLLAR	FTE	DOLLAR	FTE	DOLLAR	FTE
ITSD CONSOLIDATION								
Citizen Journey Modernization - 1300025								
PROFESSIONAL SERVICES	0	0.00	0	0.00	8,000,000	0.00	0	0.00
TOTAL - EE	0	0.00	0	0.00	8,000,000	0.00	0	0.00
GRAND TOTAL	\$0	0.00	\$0	0.00	\$8,000,000	0.00	\$0	0.00
GENERAL REVENUE	\$0	0.00	\$0	0.00	\$8,000,000	0.00		0.00
FEDERAL FUNDS	\$0	0.00	\$0	0.00	\$0	0.00		0.00
OTHER FUNDS	\$0	0.00	\$0	0.00	\$0	0.00		0.00

PROGRAM DESCRIPTION

Department Information Technology Services Division

HB Section(s): 5.025 & 5.040

Program Name Office of Cyber Security (OCS)

Program is found in the following core budget(s): Information Technology Services Division

1a. What strategic priority does this program address?

- Technology Solutions: Looking to the future, implement technology that will improve how we work and provide a better customer and team experience
- Protecting Confidentiality, Integrity, and Availability of Missouri state Government computer processes and electronic data.
- Governance of IT Security programs to meet industry best practices and state and federal regulatory requirements.

1b. What does this program do?

ITSD Office of Cyber Security provides the following services in compliance with State and Federal Regulatory compliance:

- Identification and assessment of State of Missouri electronic assets that must be protected
- Governance of end-user and citizen system account for access to State of Missouri services.
- Protections of State of Missouri electronic assets to industry best practice standards (e.g., NIST 800.53)
- Detection of threats to State of Missouri electronic assets
- Responsive and mitigation of exploits occurring against State of Missouri electronic assets
- Recovery of assets to a clean, production state of State of Missouri electronic assets

PROGRAM DESCRIPTION

Department Information Technology Services Division

HB Section(s): 5.025 & 5.040

Program Name Office of Cyber Security (OCS)

Program is found in the following core budget(s): Information Technology Services Division

2a. Provide an activity measure(s) for the program.

- ITSD Office of Cyber Security manages multiple process improvement initiatives to satisfy NIST 800.53 best practice standards:

DRAFT – Working Copy

Confidential
State of Missouri
Internal Use Only
© 2022 OCS



PROGRAM DESCRIPTION

Department Information Technology Services Division

HB Section(s): 5.025 & 5.040

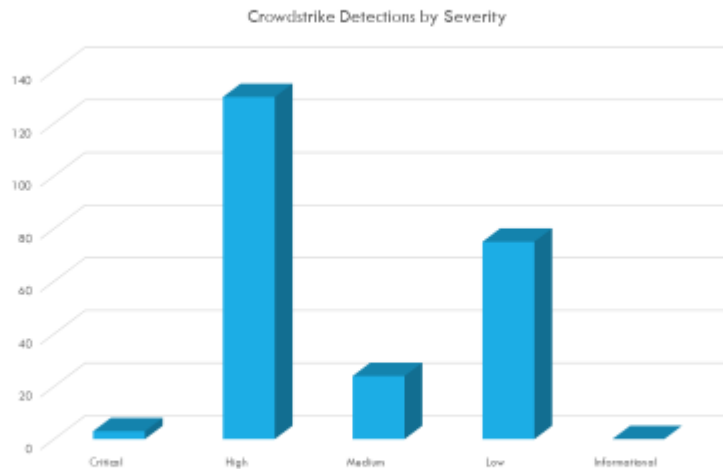
Program Name Office of Cyber Security (OCS)

Program is found in the following core budget(s): Information Technology Services Division

2b. Provide a measure(s) of the program’s quality.

- ITSD Office of Cyber Security protects over 60 thousand computer endpoints from threats:

End Point Protection (Laptop, Desktop, Servers)



60K Endpoints Protected
202 Detections Investigated and 200 Closed for June

PROGRAM DESCRIPTION

Department Information Technology Services Division

HB Section(s): 5.025 & 5.040

Program Name Office of Cyber Security (OCS)

Program is found in the following core budget(s): Information Technology Services Division

- ITSD Office of Cyber Security provides over 99.9% protection against email phishing and malware threats:

Malicious Emails – Phishing and Malware



Emails that get through are trapped via AI Learning, clicked emails are remediated, and end-point protection is the backstop

PROGRAM DESCRIPTION

Department Information Technology Services Division

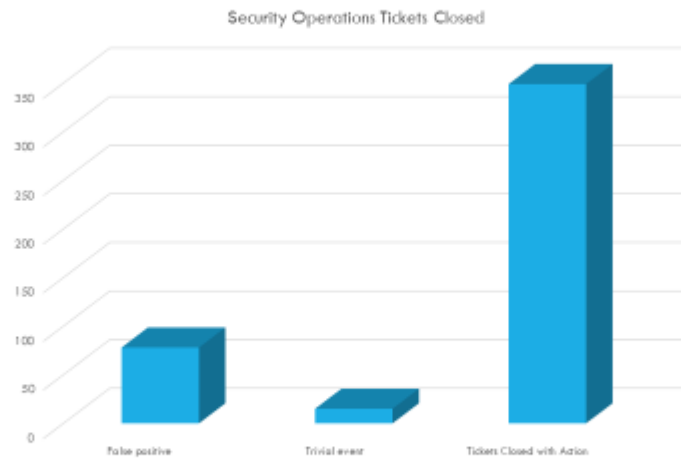
HB Section(s): 5.025 & 5.040

Program Name Office of Cyber Security (OCS)

Program is found in the following core budget(s): Information Technology Services Division

- ITSD Office of Cyber Security closes over 99% of open security tickets on a monthly basis:

Security Operations User Tickets



446 Tickets Opened; 442 Tickets Closed

PROGRAM DESCRIPTION

Department Information Technology Services Division

HB Section(s): 5.025 & 5.040

Program Name Office of Cyber Security (OCS)

Program is found in the following core budget(s): Information Technology Services Division

2c. Provide a measure(s) of the program's impact.

- ITSD Office of Cyber Security manages multiple process improvement initiatives to ensure best practices and regulatory compliance is satisfied:



2d. Provide a measure(s) of the program's efficiency.

PROGRAM DESCRIPTION

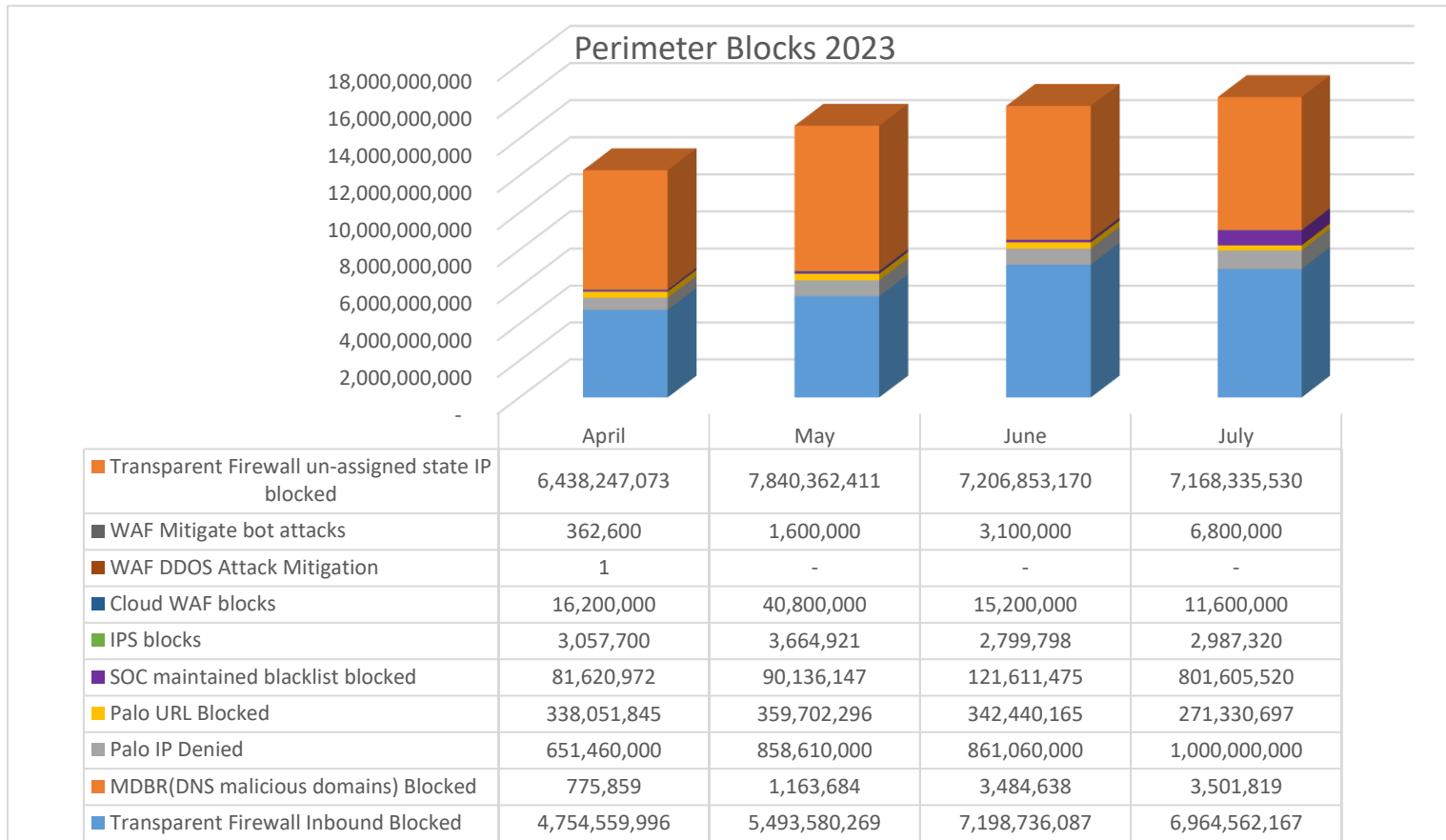
Department Information Technology Services Division

HB Section(s): 5.025 & 5.040

Program Name Office of Cyber Security (OCS)

Program is found in the following core budget(s): Information Technology Services Division

- The ITSD Office of Cyber Security mitigates a high volume of threats with high completion rates across all consolidated agencies:



PROGRAM DESCRIPTION

Department Information Technology Services Division

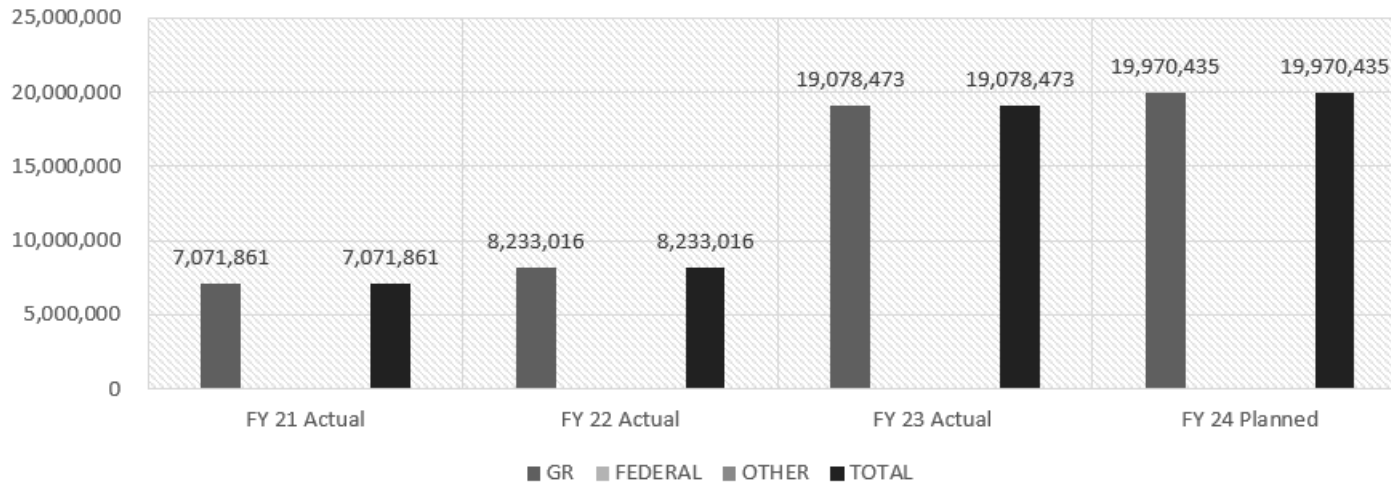
HB Section(s): 5.025 & 5.040

Program Name Office of Cyber Security (OCS)

Program is found in the following core budget(s): Information Technology Services Division

3. Provide actual expenditures for the prior three fiscal years and planned expenditures for the current fiscal year. (Note: Amounts do not include fringe benefit costs.)

Program Expenditure History



4. What are the sources of the "Other" funds?

5. What is the authorization for this program, i.e., federal or state statute, etc.? (Include the federal program number, if applicable.)

- 37.110, RSMo

6. Are there federal matching requirements? If yes, please explain.

- No

7. Is this a federally mandated program? If yes, please explain.

- No

PROGRAM DESCRIPTION

Department Information Technology Services Division

HB Section(s): 5.025, 5.030 & 5.045

Program Name Enterprise Project Management Office

Program is found in the following core budget(s): Information Technology Services Division

1a. What strategic priority does this program address?

- Deliver the right stuff at the right price and at the right time
 - Partner to innovate the way we work

1b. What does this program do?

The Enterprise Project Management office (EPMO) was established to oversee ITSD's consolidated project portfolio through effective management of people, infrastructure, and projects. Its mission is to support strategic, business-driven IT solution delivery. Services include:

EPMO Vision: Support our customers through excellent project management.

EPMO Strategy: Provide enterprise project management policies, processes, standards, training and tools that support the success of our customers and team members.

- Portfolio Management and Reporting
 - Deliverables tracking
 - Executive dashboards
 - Cost and value (ROI) reporting
- Project Oversight and Rescue
- Release and Issue management
 - Assistance with readiness assessment, testing progress, implementation
- Training and Mentorship
- IT consulting contract management
 - PAQ quality
 - Vendor responses
 - Regular meetings with vendor
- Forms, templates, best-practice, and how-to repository
- Lessons learned surveys and repository

PROGRAM DESCRIPTION

Department Information Technology Services Division

HB Section(s): 5.025, 5.030 & 5.045

Program Name Enterprise Project Management Office

Program is found in the following core budget(s): Information Technology Services Division

2a. Provide an activity measure(s) for the program.

The ITSD Enterprise Project Management team provides enterprise project management policies, processes, standards, training and tools that support the success of our customers and team members. The graph below show the number of projects (918) that have been completed by the project managers since 2015.



PROGRAM DESCRIPTION

Department Information Technology Services Division

HB Section(s): 5.025, 5.030 & 5.045

Program Name Enterprise Project Management Office

Program is found in the following core budget(s): Information Technology Services Division

2b. Provide a measure(s) of the program's quality.

- The ITSD EPMO Office tracks the project health of each active project. The graph below reflects the health of every CITGC Project.

Project	Active Projects													
	DED	DESE	DHEVD	DHSS	DCI	DMH	DNR	DOC	DOLR	DOF	DPS	DSS	MDA	OA
Adult Protective Services (APS) System Integration				Green										
Alcohol Licensing and Case Management Solution (ALCMS)											Yellow			
CFNA Application, Claiming and Monitoring System Replacement				Green										
Child Care Data System (CCDS)		Green												
Child Support Portal												Green		
Crime Victim Alert Portal											Green			
Crime Victim Compensation (CVC) Online Application											Green			
DD Case Management Procurement and Implementation						Red								
Digital Government Transformation - Citizen Journey Mapping														Green
Digital Government Transformation - Citizen Portal and Data Lakes														Green
Digital Government Transformation - Infrastructure														Green
Digital Government Transformation - Office 365														Green
DWC Modernization Program										Yellow				
Early Childhood Professional Development Registry		Green												
Education Grants Management System Replacement		Green												
Electronic Health Record (EHR) Planning, Procurement and Implementation						Green								
Electronic Visit Verification												Green		
Enhanced Data for Better Decisions			Green											
Enrollment Broker/Premium Collections												Yellow		
Fast Track Grant Expansion, Removal of Loan Requirements and Apprentices			Green											Green
Fees and Taxes Replacement System							Green							
Grain Regulatory Services													Green	
HCBS Case Management Solution				Green										
IM Constituent Portal												Green		

PROGRAM DESCRIPTION

Department Information Technology Services Division

HB Section(s): 5.025, 5.030 & 5.045

Program Name Enterprise Project Management Office

Program is found in the following core budget(s): Information Technology Services Division

Insights Engine										Green		
MACSS Refactoring										Red		
MDALIMS Implementation											Green	
MEDES Project II (SNAP, TANF, Child Care and ECM)											Green	
Medicaid Provider Enrollment Solution											Green	
Missouri Broadband Availability Mapping	Red											
Missouri Electronic Vital Records (MoEVR) System Replacement				Green								
MMS Procurement Project											Green	
MOCIS Implementation								Green				
Modernized eLicensing System for Occupational Licensing					Yellow							
MOVERS ERP Requirements, Procurement and Implementation												Green
MVDL Business and Technology Modernization Summary/Business Case									Green			
Project Tomorrow	Red											
Relias LMS Analysis and Procurement						Green						
Remote Seller									Complete			
Reportable Disease & Condition Surveillance System Modernization				Green								
Site Management Reporting System (SMARS) 2.0								Green				
SLDS/ECDS		Red										
State Longitudinal Data System Enhancements - MOSES			Yellow									
Statewide Prescription Drug Program (PDMP)												Yellow
UIInteract Framework Upgrade - Angular									Red			

PROGRAM DESCRIPTION

Department Information Technology Services Division

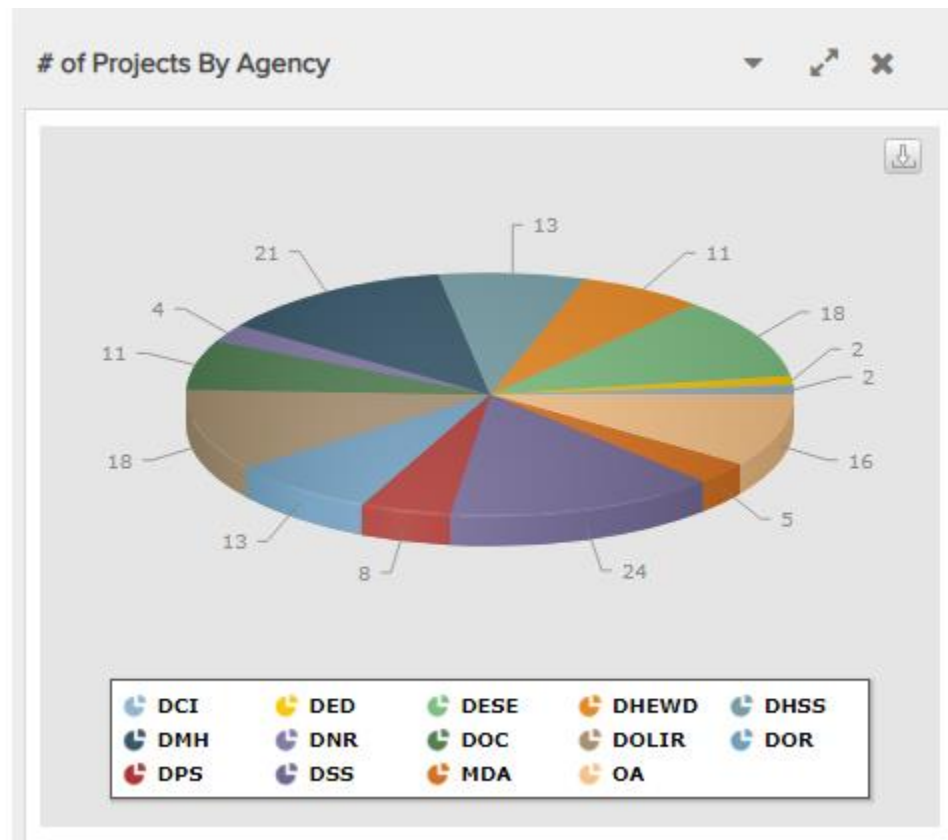
HB Section(s): 5.025, 5.030 & 5.045

Program Name Enterprise Project Management Office

Program is found in the following core budget(s): Information Technology Services Division

2c. Provide a measure(s) of the program's impact.

- The EPMO enables our agencies to deliver direct impact to our citizens. Specific details of those impacts are in the individual agency program descriptions. The number of projects supported by agency are listed below.



PROGRAM DESCRIPTION

Department Information Technology Services Division

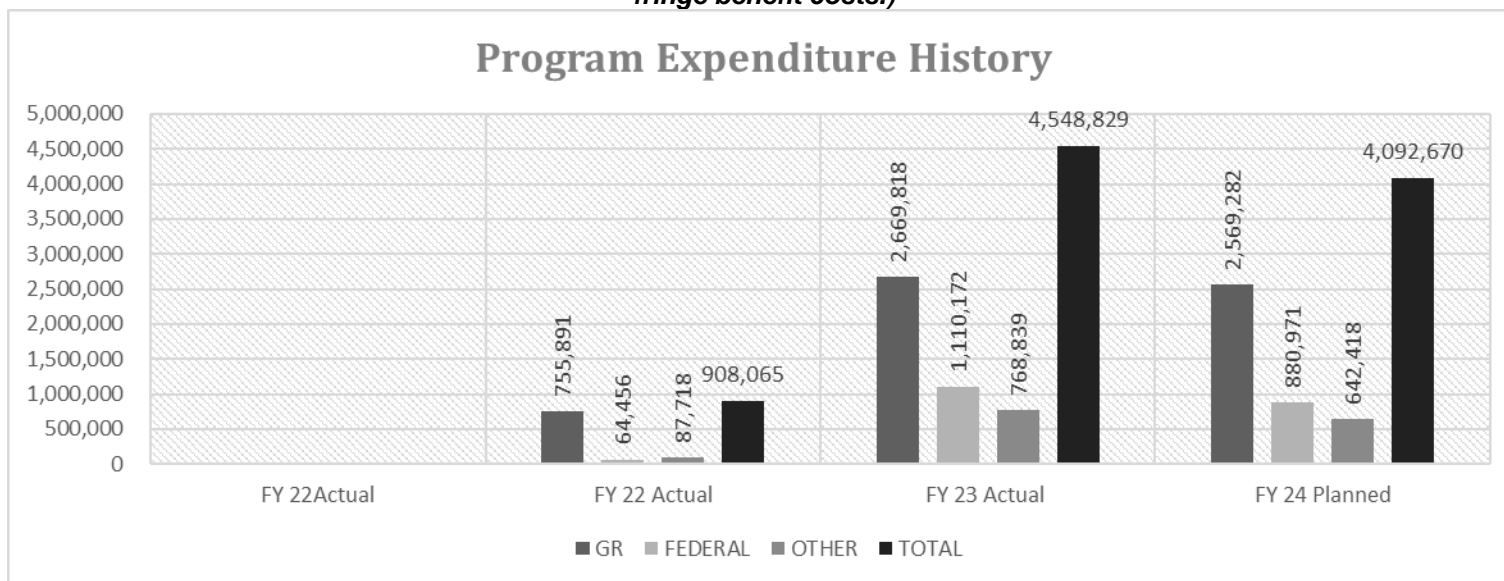
HB Section(s): 5.025, 5.030 & 5.045

Program Name Enterprise Project Management Office

Program is found in the following core budget(s): Information Technology Services Division

2d. Provide a measure(s) of the program's efficiency.

3. Provide actual expenditures for the prior three fiscal years and planned expenditures for the current fiscal year. (Note: Amounts do not include fringe benefit costs.)



4. What are the sources of the "Other" funds?

- Various Sources – ITSD supports 14 executive agencies, as well as the Governor and Lt. Governor

5. What is the authorization for this program, i.e., federal or state statute, etc.? (Include the federal program number, if applicable.)

- 37.110, RSMo

6. Are there federal matching requirements? If yes, please explain.

- No

7. Is this a federally mandated program? If yes, please explain.

- No

CORE DECISION ITEM

Department: Office of Administration	Budget Unit <u>30614C</u>
Division: Information Technology Services Division (ITSD)	
Core: DESE IT Core	HB Section <u>05.030</u>

1. CORE FINANCIAL SUMMARY

	FY 2025 Budget Request				FY 2025 Governor's Recommendation				
	GR	Federal	Other	Total	GR	Federal	Other	Total	
PS	733,754	1,355,483	201,555	2,290,792	733,754	1,355,483	201,555	2,290,792	
EE	580,399	2,762,353	140,104	3,482,856	580,399	2,762,353	140,104	3,482,856	
PSD	1	0	0	1	1	0	0	1	
TRF	0	0	0	0	0	0	0	0	
Total	1,314,154	4,117,836	341,659	5,773,649	1,314,154	4,117,836	341,659	5,773,649	
FTE	5.97	23.40	0.50	29.87	5.97	23.40	0.50	29.87	
Est. Fringe	363,134	856,633	82,629	1,302,396	363,134	856,633	82,629	1,302,396	
<i>Note: Fringes budgeted in House Bill 5 except for certain fringes budgeted directly to MoDOT, Highway Patrol, and Conservation.</i>					<i>Note: Fringes budgeted in House Bill 5 except for certain fringes budgeted directly to MoDOT, Highway Patrol, and Conservation.</i>				

Other Funds: See Decision Item Summary on Following Pages

Other Funds:

2. CORE DESCRIPTION

This core request is for funding for all IT expenditures specific to the Department of Elementary and Secondary Education (DESE), including new IT hardware and software, hardware maintenance, annual software licensing, State Data Center and telecommunications/network charges, and application development.

3. PROGRAM LISTING (list programs included in this core funding)

ITSD-DESE

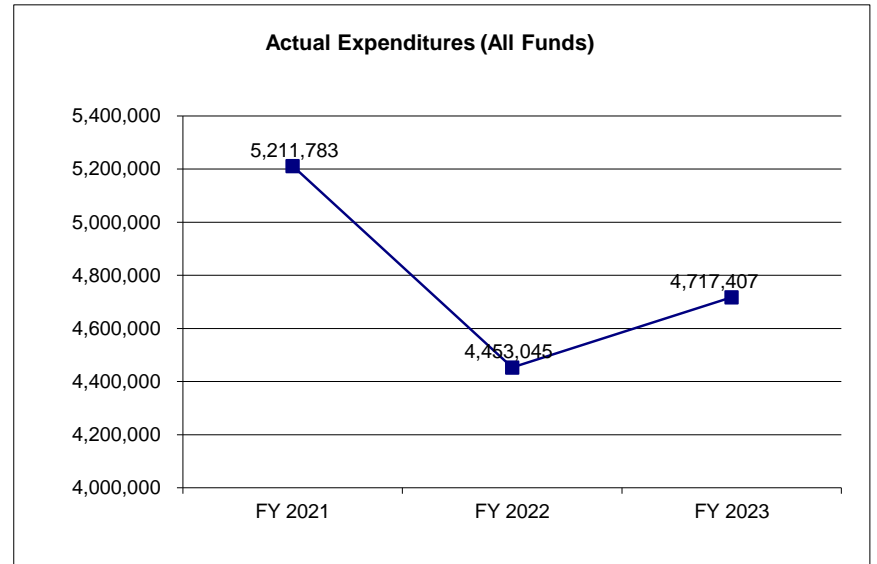
CORE DECISION ITEM

Department: Office of Administration
Division: Information Technology Services Division (ITSD)
Core: DESE IT Core

Budget Unit 30614C
HB Section 05.030

4. FINANCIAL HISTORY

	FY 2021 Actual	FY 2022 Actual	FY 2023 Actual	FY 2024 Current Yr.
Appropriation (All Funds)	7,264,896	5,809,045	\$ 6,079,275.00	5,793,649
Less Reverted (All Funds)	(37,549)	(39,457)	(41,115)	(42,939)
Less Restricted (All Funds)*	0	0	0	0
Budget Authority (All Funds)	7,227,347	5,769,588	6,038,160	5,750,710
Actual Expenditures (All Funds)	5,211,783	4,453,045	4,717,407	N/A
Unexpended (All Funds)	2,015,564	1,316,543	1,320,753	N/A
Unexpended, by Fund:				
General Revenue	48,522	169,495	50,162	N/A
Federal	1,503,917	939,841	1,066,178	N/A
Other	453,764	207,207	204,413	N/A



*Current Year restricted amount is as of _____.

Reverted includes the statutory three percent reserve amount (when applicable).

Restricted includes any Governor's expenditure restrictions which remained at the end of the fiscal year (when applicable).

NOTES:

Actual appropriation is the budget authority amount after all required flexibility transactions were processed. Flexibility is used to help manage priorities for all consolidated agencies as IT needs for each agency can change very rapidly throughout the year.

CORE RECONCILIATION DETAIL

STATE
DESE IT CONSOLIDATION

5. CORE RECONCILIATION DETAIL

	Budget Class	FTE	GR	Federal	Other	Total	Explanation
TAFP AFTER VETOES							
	PS	29.87	753,754	1,355,483	201,555	2,310,792	
	EE	0.00	580,399	2,762,353	140,104	3,482,856	
	PD	0.00	1	0	0	1	
	Total	29.87	1,334,154	4,117,836	341,659	5,793,649	
DEPARTMENT CORE ADJUSTMENTS							
Core Reallocation	1007 3618 PS	0.00	(20,000)	0	0	(20,000)	Core Reallocation from DESE IT PS to OA IT PS to better align the budget with planned GR PS spending.
NET DEPARTMENT CHANGES		0.00	(20,000)	0	0	(20,000)	
DEPARTMENT CORE REQUEST							
	PS	29.87	733,754	1,355,483	201,555	2,290,792	
	EE	0.00	580,399	2,762,353	140,104	3,482,856	
	PD	0.00	1	0	0	1	
	Total	29.87	1,314,154	4,117,836	341,659	5,773,649	
GOVERNOR'S RECOMMENDED CORE							
	PS	29.87	733,754	1,355,483	201,555	2,290,792	
	EE	0.00	580,399	2,762,353	140,104	3,482,856	
	PD	0.00	1	0	0	1	
	Total	29.87	1,314,154	4,117,836	341,659	5,773,649	

DECISION ITEM SUMMARY

Budget Unit									
Decision Item	FY 2023	FY 2023	FY 2024	FY 2024	FY 2025	FY 2025	FY 2025	FY 2025	FY 2025
Budget Object Summary	ACTUAL	ACTUAL	BUDGET	BUDGET	DEPT REQ	DEPT REQ	GOV REC	GOV REC	GOV REC
Fund	DOLLAR	FTE	DOLLAR	FTE	DOLLAR	FTE	DOLLAR	FTE	DOLLAR
DESE IT CONSOLIDATION									
CORE									
PERSONAL SERVICES									
GENERAL REVENUE	479,892	8.49	753,754	5.97	733,754	5.97	733,754	5.97	733,754
OA INFORMATION TECH FED& OTHER	1,414,077	23.09	1,355,483	23.40	1,355,483	23.40	1,355,483	23.40	1,355,483
COMM FOR DEAF-CERT OF INTERPRE	3,251	0.06	6,231	0.50	6,231	0.50	6,231	0.50	6,231
EXCELLENCE IN EDUCATION	39,601	0.75	194,079	0.00	194,079	0.00	194,079	0.00	194,079
MO COMM DEAF & HARD OF HEARING	0	0.00	1,245	0.00	1,245	0.00	1,245	0.00	1,245
TOTAL - PS	1,936,821	32.39	2,310,792	29.87	2,290,792	29.87	2,290,792	29.87	2,290,792
EXPENSE & EQUIPMENT									
GENERAL REVENUE	1,007,165	0.00	580,399	0.00	580,399	0.00	580,399	0.00	580,399
OA INFORMATION TECH FED& OTHER	1,698,074	0.00	2,762,353	0.00	2,762,353	0.00	2,762,353	0.00	2,762,353
COMM FOR DEAF-CERT OF INTERPRE	0	0.00	3,998	0.00	3,998	0.00	3,998	0.00	3,998
LOTTERY PROCEEDS	75,335	0.00	97,124	0.00	97,124	0.00	97,124	0.00	97,124
DEAF RELAY SER & EQ DIST PRGM	0	0.00	12,989	0.00	12,989	0.00	12,989	0.00	12,989
EXCELLENCE IN EDUCATION	12	0.00	24,999	0.00	24,999	0.00	24,999	0.00	24,999
MO COMM DEAF & HARD OF HEARING	0	0.00	994	0.00	994	0.00	994	0.00	994
TOTAL - EE	2,780,586	0.00	3,482,856	0.00	3,482,856	0.00	3,482,856	0.00	3,482,856
PROGRAM-SPECIFIC									
GENERAL REVENUE	0	0.00	1	0.00	1	0.00	1	0.00	1
TOTAL - PD	0	0.00	1	0.00	1	0.00	1	0.00	1
TOTAL	4,717,407	32.39	5,793,649	29.87	5,773,649	29.87	5,773,649	29.87	5,773,649
Pay Plan - 0000012									
PERSONAL SERVICES									
GENERAL REVENUE	0	0.00	0	0.00	0	0.00	23,480	0.00	23,480
OA INFORMATION TECH FED& OTHER	0	0.00	0	0.00	0	0.00	43,375	0.00	43,375
COMM FOR DEAF-CERT OF INTERPRE	0	0.00	0	0.00	0	0.00	199	0.00	199
EXCELLENCE IN EDUCATION	0	0.00	0	0.00	0	0.00	6,211	0.00	6,211
MO COMM DEAF & HARD OF HEARING	0	0.00	0	0.00	0	0.00	40	0.00	40
TOTAL - PS	0	0.00	0	0.00	0	0.00	73,305	0.00	73,305
TOTAL	0	0.00	0	0.00	0	0.00	73,305	0.00	73,305
Office Productivity Tools - 1300021									
EXPENSE & EQUIPMENT									

1/19/24 12:30

im_disummary

DECISION ITEM SUMMARY

Budget Unit									
Decision Item	FY 2023	FY 2023	FY 2024	FY 2024	FY 2025	FY 2025	FY 2025	FY 2025	FY 2025
Budget Object Summary	ACTUAL	ACTUAL	BUDGET	BUDGET	DEPT REQ	DEPT REQ	GOV REC	GOV REC	GOV REC
Fund	DOLLAR	FTE	DOLLAR	FTE	DOLLAR	FTE	DOLLAR	FTE	DOLLAR
DESE IT CONSOLIDATION									
Office Productivity Tools - 1300021									
EXPENSE & EQUIPMENT									
GENERAL REVENUE	0	0.00	0	0.00	826,440	0.00	826,440	0.00	0.00
TOTAL - EE	0	0.00	0	0.00	826,440	0.00	826,440	0.00	0.00
TOTAL	0	0.00	0	0.00	826,440	0.00	826,440	0.00	0.00
DESE Foundation Formula Rewrit - 1300026									
EXPENSE & EQUIPMENT									
GENERAL REVENUE	0	0.00	0	0.00	6,058,000	0.00	6,058,000	0.00	0.00
TOTAL - EE	0	0.00	0	0.00	6,058,000	0.00	6,058,000	0.00	0.00
TOTAL	0	0.00	0	0.00	6,058,000	0.00	6,058,000	0.00	0.00
GRAND TOTAL	\$4,717,407	32.39	\$5,793,649	29.87	\$12,658,089	29.87	\$12,731,394	29.87	29.87

DECISION ITEM DETAIL

Budget Unit	FY 2023	FY 2023	FY 2024	FY 2024	FY 2025	FY 2025	FY 2025	FY 2025
Decision Item	ACTUAL	ACTUAL	BUDGET	BUDGET	DEPT REQ	DEPT REQ	GOV REC	GOV REC
Budget Object Class	DOLLAR	FTE	DOLLAR	FTE	DOLLAR	FTE	DOLLAR	FTE
DESE IT CONSOLIDATION								
CORE								
DATA PROCESSOR TECHNICAL	35,927	0.60	6,692	0.23	6,692	0.23	6,692	0.23
DATA PROCESSOR PROFESSIONAL	37,483	0.57	0	0.00	0	0.00	0	0.00
DATA PROCESSING MANAGER	0	0.00	9,260	0.00	9,260	0.00	9,260	0.00
SENIOR PROGRAM SPECIALIST	18	0.00	0	0.00	0	0.00	0	0.00
PROGRAM COORDINATOR	273	0.00	0	0.00	0	0.00	0	0.00
ASSOC APPLICATIONS DEVELOPER	355,683	6.89	728,453	12.65	728,453	12.65	728,453	12.65
APPLICATIONS DEVELOPER	195,357	3.21	96,501	0.65	96,501	0.65	96,501	0.65
SENIOR APPLICATIONS DEVELOPER	71,323	1.00	0	0.00	0	0.00	0	0.00
APPLICATIONS DEVELOPMENT SPEC	2,787	0.03	0	0.00	0	0.00	0	0.00
APPLICATIONS DEVELOPMENT MGR	37,890	0.44	0	0.00	0	0.00	0	0.00
DATA TECHNICIAN	52,427	0.98	0	0.00	0	0.00	0	0.00
DATA ANALYST	24,943	0.36	0	0.00	0	0.00	0	0.00
DATA SPECIALIST	80,295	0.98	51,684	1.06	51,684	1.06	51,684	1.06
ENTERPRISE ARCHITECT	2,778	0.03	0	0.00	0	0.00	0	0.00
GEOGRAPHIC INFO SYSTEMS SPEC	2,464	0.05	0	0.00	0	0.00	0	0.00
GEOGRAPHIC INFO SYSTEMS SPV	114	0.00	0	0.00	0	0.00	0	0.00
DIR STRATEGY & PLANNING LVL 2	49,653	0.50	0	0.00	0	0.00	0	0.00
BUSINESS ANALYST	214,880	4.02	479,926	7.62	479,926	7.62	479,926	7.62
SENIOR BUSINESS ANALYST	80,586	1.02	0	0.00	0	0.00	0	0.00
PROJECT MANAGER	214,653	3.47	210,236	2.40	190,236	2.40	190,236	2.40
SENIOR PROJECT MANAGER	67,888	0.78	0	0.00	0	0.00	0	0.00
PROJECT MANAGER DIRECTOR	221	0.00	0	0.00	0	0.00	0	0.00
QUALITY CONTROL SPECIALIST	4,530	0.06	65,688	0.43	65,688	0.43	65,688	0.43
SYSTEMS ADMINISTRATION TECH	54,292	1.17	528,221	4.65	528,221	4.65	528,221	4.65
SYSTEMS ADMINISTRATION SPEC	21,542	0.35	910	0.00	910	0.00	910	0.00
SR SYSTEMS ADMINISTRATION SPEC	823	0.01	0	0.00	0	0.00	0	0.00
CLIENT SUPPORT TECH-TIER 2	260,243	4.88	0	0.00	0	0.00	0	0.00
SENIOR CLIENT SUPPORT TECH	59,829	0.87	0	0.00	0	0.00	0	0.00
CLIENT SUPPORT SUPERVISOR	7,919	0.12	12,505	0.18	12,505	0.18	12,505	0.18
OTHER	0	0.00	120,716	0.00	120,716	0.00	120,716	0.00
TOTAL - PS	1,936,821	32.39	2,310,792	29.87	2,290,792	29.87	2,290,792	29.87
TRAVEL, IN-STATE	2,851	0.00	496	0.00	496	0.00	496	0.00

DECISION ITEM DETAIL

Budget Unit	FY 2023	FY 2023	FY 2024	FY 2024	FY 2025	FY 2025	FY 2025	FY 2025
Decision Item	ACTUAL	ACTUAL	BUDGET	BUDGET	DEPT REQ	DEPT REQ	GOV REC	GOV REC
Budget Object Class	DOLLAR	FTE	DOLLAR	FTE	DOLLAR	FTE	DOLLAR	FTE
DESE IT CONSOLIDATION								
CORE								
SUPPLIES	731	0.00	9,979	0.00	9,979	0.00	9,979	0.00
PROFESSIONAL DEVELOPMENT	1,164	0.00	306	0.00	306	0.00	306	0.00
COMMUNICATION SERV & SUPP	449,697	0.00	96	0.00	96	0.00	96	0.00
PROFESSIONAL SERVICES	999,455	0.00	3,377,825	0.00	3,377,825	0.00	3,377,825	0.00
HOUSEKEEPING & JANITORIAL SERV	0	0.00	390	0.00	390	0.00	390	0.00
M&R SERVICES	443,247	0.00	37,525	0.00	37,525	0.00	37,525	0.00
COMPUTER EQUIPMENT	856,049	0.00	43,828	0.00	43,828	0.00	43,828	0.00
OFFICE EQUIPMENT	259	0.00	55	0.00	55	0.00	55	0.00
OTHER EQUIPMENT	26,473	0.00	8,848	0.00	8,848	0.00	8,848	0.00
EQUIPMENT RENTALS & LEASES	0	0.00	2,397	0.00	2,397	0.00	2,397	0.00
MISCELLANEOUS EXPENSES	0	0.00	921	0.00	921	0.00	921	0.00
REBILLABLE EXPENSES	660	0.00	190	0.00	190	0.00	190	0.00
TOTAL - EE	2,780,586	0.00	3,482,856	0.00	3,482,856	0.00	3,482,856	0.00
DEBT SERVICE	0	0.00	1	0.00	1	0.00	1	0.00
TOTAL - PD	0	0.00	1	0.00	1	0.00	1	0.00
GRAND TOTAL	\$4,717,407	32.39	\$5,793,649	29.87	\$5,773,649	29.87	\$5,773,649	29.87
GENERAL REVENUE	\$1,487,057	8.49	\$1,334,154	5.97	\$1,314,154	5.97	\$1,314,154	5.97
FEDERAL FUNDS	\$3,112,151	23.09	\$4,117,836	23.40	\$4,117,836	23.40	\$4,117,836	23.40
OTHER FUNDS	\$118,199	0.81	\$341,659	0.50	\$341,659	0.50	\$341,659	0.50

NEW DECISION ITEM

RANK: _____ OF _____

Department: Office of Administration	Budget Unit <u>30614C</u>
Division: Information Technology Services Division	
DI Name: DESE Foundation Formula Rewrite DI#1300026	HB Section <u>05.025</u>

1. AMOUNT OF REQUEST

	FY 2025 Budget Request			
	GR	Federal	Other	Total
PS	0	0	0	0
EE	6,058,000	0	0	6,058,000
PSD	0	0	0	0
TRF	0	0	0	0
Total	6,058,000	0	0	6,058,000
FTE	0.00	0.00	0.00	0.00

	FY 2025 Governor's Recommendation			
	GR	Federal	Other	Total
PS	0	0	0	0
EE	6,058,000	0	0	6,058,000
PSD	0	0	0	0
TRF	0	0	0	0
Total	6,058,000	0	0	6,058,000
FTE	0.00	0.00	0.00	0.00

Est. Fringe	0	0	0	0
--------------------	---	---	---	---

Note: Fringes budgeted in House Bill 5 except for certain fringes budgeted directly to MoDOT, Highway Patrol, and Conservation.

Est. Fringe	0	0	0	0
--------------------	---	---	---	---

Note: Fringes budgeted in House Bill 5 except for certain fringes budgeted directly to MoDOT, Highway Patrol, and Conservation.

Other Funds:

Other Funds:

2. THIS REQUEST CAN BE CATEGORIZED AS:

<input type="checkbox"/> New Legislation	<input type="checkbox"/> New Program	<input type="checkbox"/> Fund Switch
<input type="checkbox"/> Federal Mandate	<input type="checkbox"/> Program Expansion	<input type="checkbox"/> Cost to Continue
<input type="checkbox"/> GR Pick-Up	<input type="checkbox"/> Space Request	<input type="checkbox"/> Equipment Replacement
<input type="checkbox"/> Pay Plan	<input checked="" type="checkbox"/> Other: <u>IT System Modernization</u>	

3. WHY IS THIS FUNDING NEEDED? PROVIDE AN EXPLANATION FOR ITEMS CHECKED IN #2. INCLUDE THE FEDERAL OR STATE STATUTORY OR CONSTITUTIONAL AUTHORIZATION FOR THIS PROGRAM.

The Department of Elementary and Secondary Education (DESE) is responsible for the statewide distribution of over \$5 billion in state funds to Missouri's 560 public school districts and charter schools statewide. The DESE Foundation Formula calculation system was written in 2006 and is used to calculate the payment of these funds. This system calculates five separate statutorily required payments which are the Foundation Formula State Aid (163.031, 160.415, 162.1060, 162.935, 163.071, and 163.073 RSMo), Classroom Trust Fund (163.043, RSMo), Transportation State Aid (163.031, RSMo), Small Schools (163.044, RSMo), and the Proposition C (144.701, RSMo). This system calculates the annualized and monthly payment amounts owed to each district and charter school as well as charter sponsors for the five types of State Aid payments. The monthly payment amounts are then pulled into the DESE Payment Management System (PM) to interface with the SAM II system to make monthly payments to the districts and charter schools.

NEW DECISION ITEM

RANK: _____ OF _____

Department: Office of Administration
Division: Information Technology Services Division
DI Name: DESE Foundation Formula Rewrite **DI#1300026**

Budget Unit 30614C
HB Section 05.025

These five payment calculations are all unique to Missouri per statute. There are more than 41 different processes that must be completed in order to calculate payments each month. Each computation process is comprised of thousands of calculations involving a large amount of unique data elements that are pulled from 4 different DESE systems in order to perform the correct calculations. The School Finance System stores hundreds of calculation components in over 49 different tables for the 560 public school districts and charter schools plus 7 charter sponsors.

The DESE Foundation Formula calculation system currently lacks an intuitive design and requires heavy involvement from OA-ITSD to make basic routine edits as well as extensive manual data verification. The legacy system has met its limitations and the complexity to support or enhance causes delays in functionality and the capability to maintain. Additionally, it is very expensive to make modifications to this old system as changes are required or new legislation is passed each year. Few state employees know enough about the complexity of this system to address changes and ensure that said changes do not cause other, unintended consequences. Without this system rewrite, the state is at risk of being unable to accurately distribute over \$5 billion taxpayers' dollars statewide to the 560 school districts which would impact 898,261 pre-kindergarten through 12th grade students.

This project will ensure that the new system contains necessary override screens, comment storage, and components to provide proper automated data verification. It will also make the system responsive, user-friendly, updated technologically, and more secure. The rewrite would provide business owners the functionality to maintain easily, automate data verification, and provide the capabilities for annual updates resulting in future cost savings by alleviating the need for OA-ITSD resources.

4. DESCRIBE THE DETAILED ASSUMPTIONS USED TO DERIVE THE SPECIFIC REQUESTED AMOUNT. (How did you determine that the requested number of FTE were appropriate? From what source or standard did you derive the requested levels of funding? Were alternatives such as outsourcing or automation considered? If based on new legislation, does request tie to TAFP fiscal note? If not, explain why. Detail which portions of the request are one-times and how those amounts were calculated.)

DESE plans to start the vendor procurement process in FY 2024 with an award in July 2024 upon approval of funding. This will allow for implementation to be completed by March 2026. The cost is based on vendor estimates from previous research done over the last couple of years for systems of this size and scope and the known fact of implementing within the identified ITSD enterprise architecture standards.

NEW DECISION ITEM

RANK: _____ OF _____

Department: Office of Administration	Budget Unit <u>30614C</u>
Division: Information Technology Services Division	
DI Name: DESE Foundation Formula Rewrite DI#1300026	HB Section <u>05.025</u>

5. BREAK DOWN THE REQUEST BY BUDGET OBJECT CLASS, JOB CLASS, AND FUND SOURCE. IDENTIFY ONE-TIME COSTS.

	Dept Req GR DOLLARS	Dept Req GR FTE	Dept Req FED DOLLARS	Dept Req FED FTE	Dept Req OTHER DOLLARS	Dept Req OTHER FTE	Dept Req TOTAL DOLLARS	Dept Req TOTAL FTE	Dept Req One-Time DOLLARS
Total PS	0	0.0	0	0.0	0	0.0	0	0.0	0
400- Professional Services	6,058,000						6,058,000		
Total EE	<u>6,058,000</u>		<u>0</u>		<u>0</u>		<u>6,058,000</u>		<u>0</u>
Program Distributions							0		
Total PSD	<u>0</u>		<u>0</u>		<u>0</u>		<u>0</u>		<u>0</u>
Transfers									
Total TRF	<u>0</u>		<u>0</u>		<u>0</u>		<u>0</u>		<u>0</u>
Grand Total	<u><u>6,058,000</u></u>	<u><u>0.0</u></u>	<u><u>0</u></u>	<u><u>0.0</u></u>	<u><u>0</u></u>	<u><u>0.0</u></u>	<u><u>6,058,000</u></u>	<u><u>0.0</u></u>	<u><u>0</u></u>

	Gov Rec GR DOLLARS	Gov Rec GR FTE	Gov Rec FED DOLLARS	Gov Rec FED FTE	Gov Rec OTHER DOLLARS	Gov Rec OTHER FTE	Gov Rec TOTAL DOLLARS	Gov Rec TOTAL FTE	Gov Rec One-Time DOLLARS
Total PS	0	0.0	0	0.0	0	0.0	0	0.0	0
400- Professional Services	6,058,000						6,058,000		
Total EE	<u>6,058,000</u>		<u>0</u>		<u>0</u>		<u>6,058,000</u>		<u>0</u>
Total PSD	<u>0</u>		<u>0</u>		<u>0</u>		<u>0</u>		<u>0</u>
Transfers									
Total TRF	<u>0</u>		<u>0</u>		<u>0</u>		<u>0</u>		<u>0</u>
Grand Total	<u><u>6,058,000</u></u>	<u><u>0.0</u></u>	<u><u>0</u></u>	<u><u>0.0</u></u>	<u><u>0</u></u>	<u><u>0.0</u></u>	<u><u>6,058,000</u></u>	<u><u>0.0</u></u>	<u><u>0</u></u>

NEW DECISION ITEM

RANK: _____ OF _____

Department: Office of Administration	Budget Unit <u>30614C</u>
Division: Information Technology Services Division	
DI Name: DESE Foundation Formula Rewrite DI#1300026	HB Section <u>05.025</u>

6. PERFORMANCE MEASURES (If new decision item has an associated core, separately identify projected performance with & without additional funding.)

6a. Provide an activity measure(s) for the program.

DESE processes over \$5 billion through the School Finance Payment System. The DESE Foundation Formula calculation system calculates five separate statutorily required payments for 560 public school districts and charter schools. These payments are the Foundation Formula State Aid (163.031, RSMo), Classroom Trust Fund (163.043, RSMo), Transportation State Aid (163.031, RSMo), Small Schools (163.044, RSMo) and the Proposition C (144.701, RSMo).

6b. Provide a measure(s) of the program's quality.

The goal of rewriting the DESE Foundation Formula calculation system is to

- integrate override screens, provide comment storage, and proper audit trail documentation to track changes commensurate with a system distributing over \$5 billion taxpayers' dollars.
- improve usability, efficiency, and functionality.
- ensure that the system is responsive and user-friendly.
- provide increased functionality, updated technology, and updated security.
- turn hard coded elements dynamic.
- add the ability for business owners to easily maintain the system through the new design and a series of maintenance pages.
- ensure that security, design, navigation, and content are meeting users' needs.

6c. Provide a measure(s) of the program's impact.

The education funding formula is the mechanism used to distribute funds to eligible education agencies. It was adopted in Senate Bill 287 (2005) and went into effect July 1, 2006. The formula follows a student needs philosophy and seeks to assure that sufficient funds are available in all districts to provide an adequate education for all students.

The impact of rewriting the School Payment System is as follows:

- Result in School Finance staff spending less time documenting, entering maintenance tickets, and testing changes due to the maintenance screens and overriding ability.
- Allow flexibility when making payments to Local Education Agencies (LEAs). Changes include running the payment bimonthly, distributing a specific amount to LEAs, and streamlining the calculation process.
- Allow for a clean-up of the calculation code, which is difficult to read and loops through unused code slowing down the calculation process. A rewrite would speed up the calculation process for DESE users and increase maintainability of the code by ITSD.
- Would introduce an automated audit trail, including automating the storage of all necessary documentation regarding required manual changes to the various payments for DESE and outside auditors.

NEW DECISION ITEM

RANK: _____ OF _____

Department: Office of Administration

Budget Unit 30614C

Division: Information Technology Services Division

DI Name: DESE Foundation Formula Rewrite **DI#1300026**

HB Section 05.025

6d. Provide a measure(s) of the program's efficiency.

Rewriting the DESE School Finance Foundation Formula Calculation system will allow the clean-up of code, which has been modified for various reasons, and speed up the calculation process over time. The ridged coding of the system has resulted in significant costs to maintain the program since 2006.

- Over five years, DESE has had multiple vendor projects to fix or update its current system, which required vendor support, costing \$600,000. Rewriting the new system should reduce the cost of the number of projects for updating or fixing the current system.
- ITSD staff has 5,900 maintenance hours and 3,600 project hours over five years. This time can be repurposed towards additional tasks and department priorities. (Average hourly rate is \$61.90 (includes fringe) x 9,500 hours = \$581,860)
- Over five years, DESE Coordinator spent over 5,660 hours on maintenance tickets, including testing, quality assurance, and manual data verification, and the system produces accurate payment output. This time can be repurposed towards additional tasks and department priorities. (5,660 x \$51.22 = \$289,905 minimum per hour wage of Coordinator)

Over five years, OA-ITSD and DESE have spent \$1,471,765.20 on maintenance and project-based expenses. ($\$581,860 + 600,000 + \$289,905 = \$1,471,765$)

Organizational Benefit

1. Increased efficiencies when manual processes conducted by school finance staff can be automated, and provides more time for technical assistance for local education agencies (LEAs).
2. Improved transparency due to less manual workarounds.
3. Less ITSD involvement for routine maintenance and a new year changes. The rewrite would create a series of maintenance screens that allow for the end user to update the required variables and perform the yearly rollover process resulting in future cost saving and the ability to free up OA-ITSD resources to focus on DESE project initiatives.
4. By automating multiple items within the Foundation Formula Payment it will allow the business users and school finance staff to spend time on other duties versus manually verifying accurate data.
5. Intuitive design will result in reduced time in calculating payments and less time learning how to calculate payments.
6. The rewrite would allow for several steps in the calculation process to be combined, the ability to improve the layout of internal screens and publicly facing information which will increase usability, efficiency, and functionality of the system.
7. The rewrite would allow for this system to be programmed in a language and the infrastructure that support sustainability for ITSD staff to support the system.
8. The rewrite will allow for the cleanup of code, resulting in increased speed and efficiency of the calculation process and less time of ITSD staff required to work within the systems code structure.
9. The rewrite would provide the capability to make a second monthly payment when necessary.

NEW DECISION ITEM

RANK: _____ OF _____

Department: Office of Administration	Budget Unit <u>30614C</u>
Division: Information Technology Services Division	
DI Name: DESE Foundation Formula Rewrite DI#1300026	HB Section <u>05.025</u>

7. STRATEGIES TO ACHIEVE THE PERFORMANCE MEASUREMENT TARGETS:

This project supports DESE priority initiative as follows:

Department Aspiration: All Missouri students will graduate ready for success.

Strategic Priority Theme and Initiative: Department efficiency & effectiveness - Create an internal environment of continuous improvement effective programming, and efficient business operations.

- A rewrite of the School Finance payment system will allow flexibility when making payments to Local Education Agencies (LEAs). Changes include running the payment bimonthly, distributing a specific amount to LEAs, and streamlining the calculation process.
- State resources will be used more efficiently allowing focus on other DESE project initiatives.
- More transparency will be available to taxpayers.
- Ability for business owners to easily maintain the system through the new design and a series of maintenance pages.
- Improve usability, efficiency, and functionality.
- Ensure that security, design, navigation, and content are meeting users' needs.
- Allow for responsive design to accommodate multiple mobile devices.

DECISION ITEM DETAIL

Budget Unit	FY 2023	FY 2023	FY 2024	FY 2024	FY 2025	FY 2025	FY 2025	FY 2025
Decision Item	ACTUAL	ACTUAL	BUDGET	BUDGET	DEPT REQ	DEPT REQ	GOV REC	GOV REC
Budget Object Class	DOLLAR	FTE	DOLLAR	FTE	DOLLAR	FTE	DOLLAR	FTE
DESE IT CONSOLIDATION								
DESE Foundation Formula Rewrit - 1300026								
PROFESSIONAL SERVICES	0	0.00	0	0.00	6,058,000	0.00	6,058,000	0.00
TOTAL - EE	0	0.00	0	0.00	6,058,000	0.00	6,058,000	0.00
GRAND TOTAL	\$0	0.00	\$0	0.00	\$6,058,000	0.00	\$6,058,000	0.00
GENERAL REVENUE	\$0	0.00	\$0	0.00	\$6,058,000	0.00	\$6,058,000	0.00
FEDERAL FUNDS	\$0	0.00	\$0	0.00	\$0	0.00	\$0	0.00
OTHER FUNDS	\$0	0.00	\$0	0.00	\$0	0.00	\$0	0.00

CORE DECISION ITEM

Department: Office of Administration	Budget Unit <u>30612C</u>
Division: Information Technology Services Division (ITSD)	
Core: DHEWD IT Core	HB Section <u>05.030</u>

1. CORE FINANCIAL SUMMARY

	FY 2025 Budget Request					FY 2025 Governor's Recommendation			
	GR	Federal	Other	Total		GR	Federal	Other	Total
PS	755,400	983,980	250,689	1,990,069	PS	755,400	983,980	250,689	1,990,069
EE	1,427,205	1,689,880	46,550	3,163,635	EE	1,427,205	1,689,880	46,550	3,163,635
PSD	1	0	1	2	PSD	1	0	1	2
TRF	0	0	0	0	TRF	0	0	0	0
Total	2,182,606	2,673,860	297,240	5,153,706	Total	2,182,606	2,673,860	297,240	5,153,706
FTE	11.06	16.23	0.00	27.29	FTE	11.06	16.23	0.00	27.29
Est. Fringe	447,648	610,488	93,432	1,151,567	Est. Fringe	447,648	610,488	93,432	1,151,567
<i>Note: Fringes budgeted in House Bill 5 except for certain fringes budgeted directly to MoDOT, Highway Patrol, and Conservation.</i>					<i>Note: Fringes budgeted in House Bill 5 except for certain fringes budgeted directly to MoDOT, Highway Patrol, and Conservation.</i>				

Other Funds: See Decision Item Summary on Following Pages

Other Funds:

2. CORE DESCRIPTION

This core request is for funding for all IT expenditures specific to the Department of Higher Education and Workforce Development (DHEWD), including new IT hardware and software, hardware maintenance, annual software licensing, State Data Center and telecommunications/network charges, and application development.

3. PROGRAM LISTING (list programs included in this core funding)

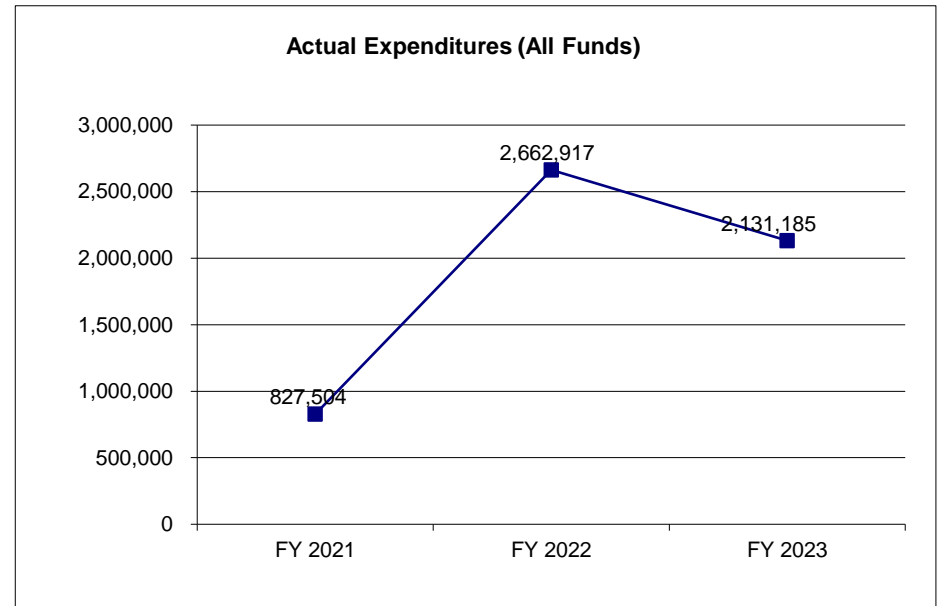
ITSD-DHEWD

CORE DECISION ITEM

Department: Office of Administration	Budget Unit <u>30612C</u>
Division: Information Technology Services Division (ITSD)	
Core: DHEWD IT Core	HB Section <u>05.030</u>

4. FINANCIAL HISTORY

	FY 2021 Actual	FY 2022 Actual	FY 2023 Actual	FY 2024 Current Yr.
Appropriation (All Funds)	1,713,673	3,882,620	5,376,702	5,467,094
Less Reverted (All Funds)	(19,430)	(21,093)	(75,133)	(74,880)
Less Restricted (All Funds)*	0	0	0	0
Budget Authority (All Funds)	1,694,243	3,861,527	5,301,569	5,392,214
Actual Expenditures (All Funds)	827,504	2,662,917	2,131,185	N/A
Unexpended (All Funds)	866,739	1,198,610	3,170,384	N/A
Unexpended, by Fund:				
General Revenue	111,455	42,726	1,392,505	N/A
Federal	2	921,280	1,538,509	N/A
Other	206,444	234,604	239,370	N/A



*Current Year restricted amount is as of _____.

Reverted includes the statutory three percent reserve amount (when applicable).

Restricted includes any Governor's expenditure restrictions which remained at the end of the fiscal year (when applicable).

NOTES:

Actual appropriation is the budget authority amount after all required flexibility transactions were processed. Flexibility is used to help manage priorities for all consolidated agencies as IT needs for each agency can change very rapidly throughout the year. DHEWD also now includes the division of workforce development which is the reason for the large appropriation increase. This amount was reduced from the DED IT Core.

CORE RECONCILIATION DETAIL

STATE
DHEWD IT CONSOLIDATION

5. CORE RECONCILIATION DETAIL

			Budget Class	FTE	GR	Federal	Other	Total	Explanation
TAFP AFTER VETOES									
			PS	27.29	823,019	983,980	250,689	2,057,688	
			EE	0.00	1,672,974	1,689,880	46,550	3,409,404	
			PD	0.00	1	0	1	2	
			Total	27.29	2,495,994	2,673,860	297,240	5,467,094	
DEPARTMENT CORE ADJUSTMENTS									
1x Expenditures	751	3638	PS	0.00	(67,619)	0	0	(67,619)	Reduction of 1X funding included in the DHEWD Core 42 NDI.
1x Expenditures	751	3639	EE	0.00	(245,769)	0	0	(245,769)	Reduction of 1X funding included in the DHEWD Core 42 NDI.
NET DEPARTMENT CHANGES				0.00	(313,388)	0	0	(313,388)	
DEPARTMENT CORE REQUEST									
			PS	27.29	755,400	983,980	250,689	1,990,069	
			EE	0.00	1,427,205	1,689,880	46,550	3,163,635	
			PD	0.00	1	0	1	2	
			Total	27.29	2,182,606	2,673,860	297,240	5,153,706	
GOVERNOR'S RECOMMENDED CORE									
			PS	27.29	755,400	983,980	250,689	1,990,069	
			EE	0.00	1,427,205	1,689,880	46,550	3,163,635	
			PD	0.00	1	0	1	2	
			Total	27.29	2,182,606	2,673,860	297,240	5,153,706	

DECISION ITEM SUMMARY

Budget Unit									
Decision Item	FY 2023	FY 2023	FY 2024	FY 2024	FY 2025	FY 2025	FY 2025	FY 2025	FY 2025
Budget Object Summary	ACTUAL	ACTUAL	BUDGET	BUDGET	DEPT REQ	DEPT REQ	GOV REC	GOV REC	GOV REC
Fund	DOLLAR	FTE	DOLLAR	FTE	DOLLAR	FTE	DOLLAR	FTE	DOLLAR
DHEWD IT CONSOLIDATION									
CORE									
PERSONAL SERVICES									
GENERAL REVENUE	578,397	8.36	823,019	11.06	755,400	11.06	755,400	11.06	755,400
OA INFORMATION TECH FED& OTHER	268,757	3.96	983,980	16.23	983,980	16.23	983,980	16.23	983,980
PROP SCHOOL CERT FUND	0	0.00	17,407	0.00	17,407	0.00	17,407	0.00	17,407
GUARANTY AGENCY OPERATING	0	0.00	233,282	0.00	233,282	0.00	233,282	0.00	233,282
TOTAL - PS	847,154	12.32	2,057,688	27.29	1,990,069	27.29	1,990,069	27.29	1,990,069
EXPENSE & EQUIPMENT									
GENERAL REVENUE	455,174	0.00	1,672,974	0.00	1,427,205	0.00	1,427,205	0.00	1,427,205
OA INFORMATION TECH FED& OTHER	787,833	0.00	1,689,880	0.00	1,689,880	0.00	1,689,880	0.00	1,689,880
PROP SCHOOL CERT FUND	37,800	0.00	45,999	0.00	45,999	0.00	45,999	0.00	45,999
GUARANTY AGENCY OPERATING	6	0.00	551	0.00	551	0.00	551	0.00	551
TOTAL - EE	1,280,813	0.00	3,409,404	0.00	3,163,635	0.00	3,163,635	0.00	3,163,635
PROGRAM-SPECIFIC									
GENERAL REVENUE	3,218	0.00	1	0.00	1	0.00	1	0.00	1
PROP SCHOOL CERT FUND	0	0.00	1	0.00	1	0.00	1	0.00	1
TOTAL - PD	3,218	0.00	2	0.00	2	0.00	2	0.00	2
TOTAL	2,131,185	12.32	5,467,094	27.29	5,153,706	27.29	5,153,706	27.29	5,153,706
Pay Plan - 0000012									
PERSONAL SERVICES									
GENERAL REVENUE	0	0.00	0	0.00	0	0.00	24,174	0.00	24,174
OA INFORMATION TECH FED& OTHER	0	0.00	0	0.00	0	0.00	31,487	0.00	31,487
PROP SCHOOL CERT FUND	0	0.00	0	0.00	0	0.00	557	0.00	557
GUARANTY AGENCY OPERATING	0	0.00	0	0.00	0	0.00	7,465	0.00	7,465
TOTAL - PS	0	0.00	0	0.00	0	0.00	63,683	0.00	63,683
TOTAL	0	0.00	0	0.00	0	0.00	63,683	0.00	63,683
Office Productivity Tools - 1300021									
EXPENSE & EQUIPMENT									

DECISION ITEM SUMMARY

Budget Unit								
Decision Item	FY 2023	FY 2023	FY 2024	FY 2024	FY 2025	FY 2025	FY 2025	FY 2025
Budget Object Summary	ACTUAL	ACTUAL	BUDGET	BUDGET	DEPT REQ	DEPT REQ	GOV REC	GOV REC
Fund	DOLLAR	FTE	DOLLAR	FTE	DOLLAR	FTE	DOLLAR	FTE
DHEWD IT CONSOLIDATION								
Office Productivity Tools - 1300021								
EXPENSE & EQUIPMENT								
GENERAL REVENUE	0	0.00	0	0.00	121,170	0.00	121,170	0.00
TOTAL - EE	0	0.00	0	0.00	121,170	0.00	121,170	0.00
TOTAL	0	0.00	0	0.00	121,170	0.00	121,170	0.00
GRAND TOTAL	\$2,131,185	12.32	\$5,467,094	27.29	\$5,274,876	27.29	\$5,338,559	27.29

1/19/24 12:30

im_disummary

DECISION ITEM DETAIL

Budget Unit	FY 2023	FY 2023	FY 2024	FY 2024	FY 2025	FY 2025	FY 2025	FY 2025
Decision Item	ACTUAL	ACTUAL	BUDGET	BUDGET	DEPT REQ	DEPT REQ	GOV REC	GOV REC
Budget Object Class	DOLLAR	FTE	DOLLAR	FTE	DOLLAR	FTE	DOLLAR	FTE
DHEWD IT CONSOLIDATION								
CORE								
SALARIES & WAGES	0	0.00	77,086	0.00	77,086	0.00	77,086	0.00
DATA PROCESSOR TECHNICAL	99	0.00	38,777	0.20	38,777	0.20	38,777	0.20
DATA PROCESSOR PROFESSIONAL	84,536	0.52	0	0.00	0	0.00	0	0.00
DATA PROCESSING MANAGER	0	0.00	69,183	0.82	69,183	0.82	69,183	0.82
SPECIAL ASST PROFESSIONAL	0	0.00	227	0.00	227	0.00	227	0.00
UCP PENDING CLASSIFICATION - 1	0	0.00	91,766	0.00	91,766	0.00	91,766	0.00
UCP PENDING CLASSIFICATION - 0	0	0.00	98,290	0.00	98,290	0.00	98,290	0.00
LEAD ADMIN SUPPORT ASSISTANT	1,027	0.02	998	0.02	998	0.02	998	0.02
ASSOC APPLICATIONS DEVELOPER	59,046	1.11	280,938	6.80	280,938	6.80	280,938	6.80
APPLICATIONS DEVELOPER	80,249	1.29	318,108	0.00	250,489	0.00	250,489	0.00
SENIOR APPLICATIONS DEVELOPER	145,871	1.95	104,812	1.87	104,812	1.87	104,812	1.87
APPLICATIONS DEVELOPMENT MGR	36,545	0.43	0	0.00	0	0.00	0	0.00
COMPUTER OPERATIONS CLERK	0	0.00	20,931	0.12	20,931	0.12	20,931	0.12
DATA MANAGER	0	0.00	5,234	0.00	5,234	0.00	5,234	0.00
ENTERPRISE ARCHITECT	44	0.00	0	0.00	0	0.00	0	0.00
GEOGRAPHIC INFO SYSTEMS SPEC	1,721	0.03	46,688	0.19	46,688	0.19	46,688	0.19
GEOGRAPHIC INFO SYSTEMS SPV	613	0.01	0	0.00	0	0.00	0	0.00
DIR STRATEGY & PLANNING LVL 1	29,223	0.38	0	0.00	0	0.00	0	0.00
DIR STRATEGY & PLANNING LVL 2	34,304	0.35	0	0.00	0	0.00	0	0.00
BUSINESS ANALYST	64,223	1.01	14,491	4.67	14,491	4.67	14,491	4.67
SENIOR BUSINESS ANALYST	41,828	0.64	0	0.00	0	0.00	0	0.00
PROJECT MANAGER	26,026	0.39	266,080	2.38	266,080	2.38	266,080	2.38
SENIOR PROJECT MANAGER	5,776	0.07	9,358	0.10	9,358	0.10	9,358	0.10
PROJECT MANAGER DIRECTOR	1,180	0.01	0	0.00	0	0.00	0	0.00
NETWORK INFRASTRUCTURE SPV	19	0.00	0	0.00	0	0.00	0	0.00
QUALITY CONTROL SPECIALIST	31,741	0.49	0	0.00	0	0.00	0	0.00
SYSTEMS ADMINISTRATION TECH	59,471	1.23	138,070	1.45	138,070	1.45	138,070	1.45
SYSTEMS ADMINISTRATION SPEC	150	0.00	443,645	8.64	443,645	8.64	443,645	8.64
SR SYSTEMS ADMINISTRATION SPEC	0	0.00	1,923	0.00	1,923	0.00	1,923	0.00
SYSTEMS ADMINISTRATOR	0	0.00	3,958	0.00	3,958	0.00	3,958	0.00
CLIENT SUPPORT TECH-TIER 2	39,694	0.80	0	0.00	0	0.00	0	0.00
SENIOR CLIENT SUPPORT TECH	81,497	1.27	27,124	0.03	27,124	0.03	27,124	0.03

DECISION ITEM DETAIL

Budget Unit	FY 2023	FY 2023	FY 2024	FY 2024	FY 2025	FY 2025	FY 2025	FY 2025
Decision Item	ACTUAL	ACTUAL	BUDGET	BUDGET	DEPT REQ	DEPT REQ	GOV REC	GOV REC
Budget Object Class	DOLLAR	FTE	DOLLAR	FTE	DOLLAR	FTE	DOLLAR	FTE
DHEWD IT CONSOLIDATION								
CORE								
CLIENT SUPPORT SUPERVISOR	22,271	0.32	0	0.00	0	0.00	0	0.00
OTHER	0	0.00	1	0.00	1	0.00	1	0.00
TOTAL - PS	847,154	12.32	2,057,688	27.29	1,990,069	27.29	1,990,069	27.29
TRAVEL, IN-STATE	721	0.00	143	0.00	143	0.00	143	0.00
SUPPLIES	601	0.00	2	0.00	2	0.00	2	0.00
PROFESSIONAL DEVELOPMENT	0	0.00	2	0.00	2	0.00	2	0.00
COMMUNICATION SERV & SUPP	102,867	0.00	2	0.00	2	0.00	2	0.00
PROFESSIONAL SERVICES	466,625	0.00	2,934,137	0.00	2,688,368	0.00	2,688,368	0.00
M&R SERVICES	572,276	0.00	18,925	0.00	18,925	0.00	18,925	0.00
COMPUTER EQUIPMENT	131,259	0.00	456,189	0.00	456,189	0.00	456,189	0.00
OFFICE EQUIPMENT	0	0.00	1	0.00	1	0.00	1	0.00
OTHER EQUIPMENT	6,464	0.00	2	0.00	2	0.00	2	0.00
REBILLABLE EXPENSES	0	0.00	1	0.00	1	0.00	1	0.00
TOTAL - EE	1,280,813	0.00	3,409,404	0.00	3,163,635	0.00	3,163,635	0.00
DEBT SERVICE	3,218	0.00	2	0.00	2	0.00	2	0.00
TOTAL - PD	3,218	0.00	2	0.00	2	0.00	2	0.00
GRAND TOTAL	\$2,131,185	12.32	\$5,467,094	27.29	\$5,153,706	27.29	\$5,153,706	27.29
GENERAL REVENUE	\$1,036,789	8.36	\$2,495,994	11.06	\$2,182,606	11.06	\$2,182,606	11.06
FEDERAL FUNDS	\$1,056,590	3.96	\$2,673,860	16.23	\$2,673,860	16.23	\$2,673,860	16.23
OTHER FUNDS	\$37,806	0.00	\$297,240	0.00	\$297,240	0.00	\$297,240	0.00

CORE DECISION ITEM

Department: Office of Administration	Budget Unit <u>30608C</u>
Division: Information Technology Services Division (ITSD)	
Core: DOR IT Core	HB Section <u>05.030</u>

1. CORE FINANCIAL SUMMARY

	FY 2025 Budget Request					FY 2025 Governor's Recommendation			
	GR	Federal	Other	Total		GR	Federal	Other	Total
PS	5,051,270	1	1,192,063	6,243,334	PS	5,051,270	1	1,192,063	6,243,334
EE	21,751,720	1	28,989,359	50,741,080	EE	21,751,720	1	28,989,359	50,741,080
PSD	1	0	0	1	PSD	1	0	0	1
TRF	0	0	0	0	TRF	0	0	0	0
Total	26,802,991	2	30,181,422	56,984,415	Total	26,802,991	2	30,181,422	56,984,415
FTE	38.35	0.00	18.90	57.25	FTE	38.35	0.00	18.90	57.25
Est. Fringe	2,458,587	0	728,141	3,186,728	Est. Fringe	2,458,587	0	728,141	3,186,728
<i>Note: Fringes budgeted in House Bill 5 except for certain fringes budgeted directly to MoDOT, Highway Patrol, and Conservation.</i>					<i>Note: Fringes budgeted in House Bill 5 except for certain fringes budgeted directly to MoDOT, Highway Patrol, and Conservation.</i>				
Other Funds:	See Decision Item Summary on Following Pages				Other Funds:				

2. CORE DESCRIPTION

This core request is for funding for all IT expenditures specific to the Department of Revenue (DOR), including new IT hardware and software, hardware maintenance, annual software licensing, State Data Center and telecommunications/network charges, and application development.

3. PROGRAM LISTING (list programs included in this core funding)

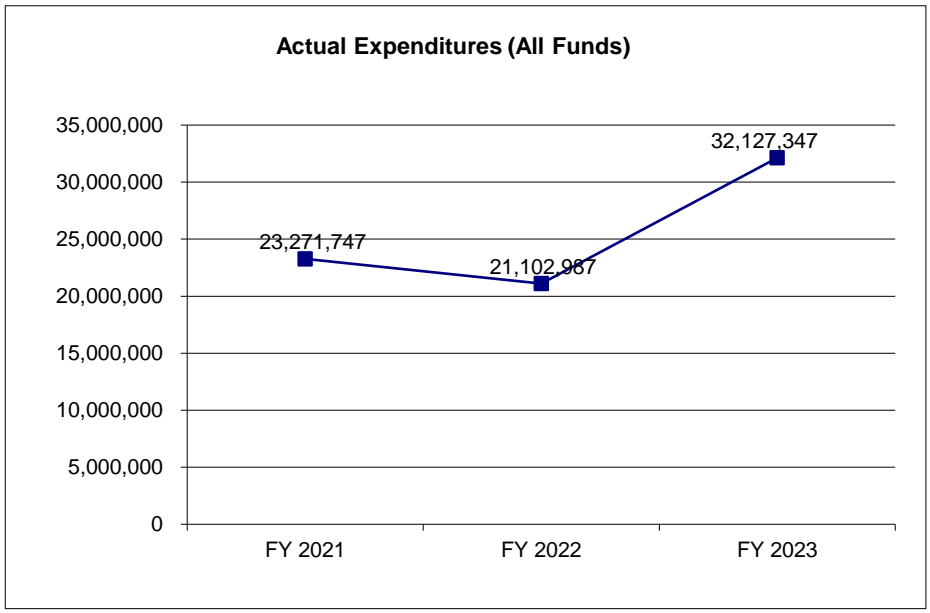
ITSD-DOR

CORE DECISION ITEM

Department: Office of Administration	Budget Unit <u>30608C</u>
Division: Information Technology Services Division (ITSD)	
Core: DOR IT Core	HB Section <u>05.030</u>

4. FINANCIAL HISTORY

	FY 2021 Actual	FY 2022 Actual	FY 2023 Actual	FY 2024 Current Yr.
Appropriation (All Funds)	30,394,658	24,990,556	54,893,071	57,034,415
Less Reverted (All Funds)	(1,271,397)	(760,710)	(880,981)	(895,908)
Less Restricted (All Funds)*	(2,900,000)	0	0	0
Budget Authority (All Funds)	26,223,261	24,229,846	54,012,090	56,138,507
Actual Expenditures (All Funds)	23,271,747	21,102,987	32,127,347	N/A
Unexpended (All Funds)	2,951,514	3,126,859	21,884,743	N/A
Unexpended, by Fund:				
General Revenue	1,641,050	2,983,354	785,091	N/A
Federal	2	2	2	N/A
Other	310,462	143,503	21,099,650	N/A



*Current Year restricted amount is as of _____.

Reverted includes the statutory three percent reserve amount (when applicable).
 Restricted includes any Governor's expenditure restrictions which remained at the end of the fiscal year (when applicable).

NOTES:
 Actual appropriation is the budget authority amount after all required flexibility transactions were processed. Flexibility is used to help manage priorities for all consolidated agencies as IT needs for each agency can change very rapidly throughout the year.

CORE RECONCILIATION DETAIL

STATE
DOR IT CONSOLIDATION

5. CORE RECONCILIATION DETAIL

	Budget Class	FTE	GR	Federal	Other	Total	Explanation
TAFP AFTER VETOES							
	PS	57.25	5,101,270	1	1,192,063	6,293,334	
	EE	0.00	21,751,720	1	28,989,359	50,741,080	
	PD	0.00	1	0	0	1	
	Total	57.25	26,852,991	2	30,181,422	57,034,415	
DEPARTMENT CORE ADJUSTMENTS							
Core Reallocation	1008 2854 PS	0.00	(50,000)	0	0	(50,000)	Core reallocation from DOR IT PS to OA IT PS to better align the budget with planned GR PS spending.
NET DEPARTMENT CHANGES		0.00	(50,000)	0	0	(50,000)	
DEPARTMENT CORE REQUEST							
	PS	57.25	5,051,270	1	1,192,063	6,243,334	
	EE	0.00	21,751,720	1	28,989,359	50,741,080	
	PD	0.00	1	0	0	1	
	Total	57.25	26,802,991	2	30,181,422	56,984,415	
GOVERNOR'S RECOMMENDED CORE							
	PS	57.25	5,051,270	1	1,192,063	6,243,334	
	EE	0.00	21,751,720	1	28,989,359	50,741,080	
	PD	0.00	1	0	0	1	
	Total	57.25	26,802,991	2	30,181,422	56,984,415	

DECISION ITEM SUMMARY

Budget Unit									
Decision Item	FY 2023	FY 2023	FY 2024	FY 2024	FY 2025	FY 2025	FY 2025	FY 2025	FY 2025
Budget Object Summary	ACTUAL	ACTUAL	BUDGET	BUDGET	DEPT REQ	DEPT REQ	GOV REC	GOV REC	GOV REC
Fund	DOLLAR	FTE	DOLLAR	FTE	DOLLAR	FTE	DOLLAR	FTE	DOLLAR
DOR IT CONSOLIDATION									
CORE									
PERSONAL SERVICES									
GENERAL REVENUE	4,223,997	68.83	5,101,270	38.35	5,051,270	38.35	5,051,270	38.35	38.35
OA INFORMATION TECH FED& OTHER	0	0.00	1	0.00	1	0.00	1	0.00	0.00
MOTOR VEHICLE COMMISSION	45,381	0.74	83,873	0.00	83,873	0.00	83,873	0.00	0.00
STATE HWYS AND TRANS DEPT	878,850	13.66	1,108,190	18.90	1,108,190	18.90	1,108,190	18.90	18.90
TOTAL - PS	5,148,228	83.23	6,293,334	57.25	6,243,334	57.25	6,243,334	57.25	57.25
EXPENSE & EQUIPMENT									
GENERAL REVENUE	18,964,760	0.00	21,751,720	0.00	21,751,720	0.00	21,751,720	0.00	0.00
OA INFORMATION TECH FED& OTHER	0	0.00	1	0.00	1	0.00	1	0.00	0.00
ELDERLY HOME-DELIVER MEALS TRU	8,776	0.00	10,970	0.00	10,970	0.00	10,970	0.00	0.00
MOTOR VEHICLE COMMISSION	6,065	0.00	42,804	0.00	42,804	0.00	42,804	0.00	0.00
CONSERVATION COMMISSION	26,559	0.00	33,197	0.00	33,197	0.00	33,197	0.00	0.00
STATE HWYS AND TRANS DEPT	1,433,075	0.00	1,902,388	0.00	1,902,388	0.00	1,902,388	0.00	0.00
MOTOR VEHICLE ADMIN TECH	6,500,000	0.00	27,000,000	0.00	27,000,000	0.00	27,000,000	0.00	0.00
TOTAL - EE	26,939,235	0.00	50,741,080	0.00	50,741,080	0.00	50,741,080	0.00	0.00
PROGRAM-SPECIFIC									
GENERAL REVENUE	39,884	0.00	1	0.00	1	0.00	1	0.00	0.00
TOTAL - PD	39,884	0.00	1	0.00	1	0.00	1	0.00	0.00
TOTAL	32,127,347	83.23	57,034,415	57.25	56,984,415	57.25	56,984,415	57.25	57.25
Pay Plan - 0000012									
PERSONAL SERVICES									
GENERAL REVENUE	0	0.00	0	0.00	0	0.00	161,638	0.00	0.00
MOTOR VEHICLE COMMISSION	0	0.00	0	0.00	0	0.00	2,684	0.00	0.00
STATE HWYS AND TRANS DEPT	0	0.00	0	0.00	0	0.00	35,462	0.00	0.00
TOTAL - PS	0	0.00	0	0.00	0	0.00	199,784	0.00	0.00
TOTAL	0	0.00	0	0.00	0	0.00	199,784	0.00	0.00
Office Productivity Tools - 1300021									
EXPENSE & EQUIPMENT									

DECISION ITEM DETAIL

Budget Unit	FY 2023	FY 2023	FY 2024	FY 2024	FY 2025	FY 2025	FY 2025	FY 2025
Decision Item	ACTUAL	ACTUAL	BUDGET	BUDGET	DEPT REQ	DEPT REQ	GOV REC	GOV REC
Budget Object Class	DOLLAR	FTE	DOLLAR	FTE	DOLLAR	FTE	DOLLAR	FTE
DOR IT CONSOLIDATION								
CORE								
DATA PROCESSOR TECHNICAL	36,123	0.55	47,068	1.57	47,068	1.57	47,068	1.57
DATA PROCESSING MANAGER	0	0.00	75,635	0.59	75,635	0.59	75,635	0.59
SPECIAL ASST PROFESSIONAL	59,839	0.64	107	0.00	107	0.00	107	0.00
UCP PENDING CLASSIFICATION - 1	42,813	0.72	0	0.00	0	0.00	0	0.00
LEAD ADMIN SUPPORT ASSISTANT	20,543	0.46	13,353	0.28	13,353	0.28	13,353	0.28
ADMIN SUPPORT PROFESSIONAL	0	0.00	2,132	0.04	2,132	0.04	2,132	0.04
SENIOR MULTIMEDIA SPECIALIST	2,930	0.05	0	0.00	0	0.00	0	0.00
PUBLIC RELATIONS COORDINATOR	4,571	0.08	0	0.00	0	0.00	0	0.00
AGENCY BUDGET ANALYST	0	0.00	107	0.00	107	0.00	107	0.00
ASSOC APPLICATIONS DEVELOPER	815,785	17.07	2,017,429	10.34	1,967,429	10.34	1,967,429	10.34
APPLICATIONS DEVELOPER	801,026	11.98	447,980	1.00	447,980	1.00	447,980	1.00
SENIOR APPLICATIONS DEVELOPER	734,517	9.92	778,379	6.30	778,379	6.30	778,379	6.30
APPLICATIONS DEVELOPMENT SPEC	112,862	1.29	127,442	1.03	127,442	1.03	127,442	1.03
APPLICATIONS DEVELOPMENT MGR	69,350	0.80	212,995	1.64	212,995	1.64	212,995	1.64
COMPUTER OPERATIONS CLERK	0	0.00	404,799	5.17	404,799	5.17	404,799	5.17
DATA TECHNICIAN	113,157	2.15	85,880	1.50	85,880	1.50	85,880	1.50
DATA ANALYST	337,745	5.33	1,043,687	11.95	1,043,687	11.95	1,043,687	11.95
DATA SPECIALIST	85,367	1.13	72,626	1.75	72,626	1.75	72,626	1.75
SENIOR DATA SPECIALIST	10,957	0.12	0	0.00	0	0.00	0	0.00
DATA MANAGER	66,276	0.82	66,200	0.15	66,200	0.15	66,200	0.15
ENTERPRISE ARCHITECT	152,103	2.24	0	0.00	0	0.00	0	0.00
SENIOR ENTERPRISE ARCHITECT	19,531	0.24	0	0.00	0	0.00	0	0.00
GEOGRAPHIC INFO SYSTEMS SPEC	81,006	1.44	41,682	0.14	41,682	0.14	41,682	0.14
DIR STRATEGY & PLANNING LVL 3	59,843	0.56	0	0.00	0	0.00	0	0.00
BUSINESS ANALYST	162,070	2.96	364,347	6.60	364,347	6.60	364,347	6.60
SENIOR BUSINESS ANALYST	64,097	0.93	0	0.00	0	0.00	0	0.00
PROJECT MANAGER	66,387	0.96	0	0.00	0	0.00	0	0.00
SENIOR PROJECT MANAGER	64,667	0.78	9,071	0.01	9,071	0.01	9,071	0.01
PROJECT MANAGER DIRECTOR	52,599	0.56	0	0.00	0	0.00	0	0.00
NETWORK INFRASTRUCTURE TECH	10,220	0.23	0	0.00	0	0.00	0	0.00
NETWORK INFRASTRUCTURE SPEC	68,764	1.00	0	0.00	0	0.00	0	0.00
NETWORK INFRASTRUCTURE SPV	0	0.00	23,004	0.25	23,004	0.25	23,004	0.25

DECISION ITEM DETAIL

Budget Unit	FY 2023	FY 2023	FY 2024	FY 2024	FY 2025	FY 2025	FY 2025	FY 2025
Decision Item	ACTUAL	ACTUAL	BUDGET	BUDGET	DEPT REQ	DEPT REQ	GOV REC	GOV REC
Budget Object Class	DOLLAR	FTE	DOLLAR	FTE	DOLLAR	FTE	DOLLAR	FTE
DOR IT CONSOLIDATION								
CORE								
QUALITY CONTROL SPECIALIST	0	0.00	10,624	0.00	10,624	0.00	10,624	0.00
SYSTEMS ADMINISTRATION TECH	175,739	3.57	117,282	2.94	117,282	2.94	117,282	2.94
SYSTEMS ADMINISTRATION SPEC	136,439	2.14	0	0.00	0	0.00	0	0.00
SR SYSTEMS ADMINISTRATION SPEC	189,114	2.63	285,880	4.00	285,880	4.00	285,880	4.00
SYSTEMS ADMINISTRATOR	81,838	1.00	0	0.00	0	0.00	0	0.00
CLIENT SUPPORT TECH-TIER 2	391,236	7.99	0	0.00	0	0.00	0	0.00
SENIOR CLIENT SUPPORT TECH	4,881	0.08	0	0.00	0	0.00	0	0.00
CLIENT SUPPORT SUPERVISOR	42,726	0.67	0	0.00	0	0.00	0	0.00
CLIENT SUPPORT MANAGER	11,107	0.14	0	0.00	0	0.00	0	0.00
OTHER	0	0.00	45,625	0.00	45,625	0.00	45,625	0.00
TOTAL - PS	5,148,228	83.23	6,293,334	57.25	6,243,334	57.25	6,243,334	57.25
TRAVEL, IN-STATE	4,956	0.00	621	0.00	621	0.00	621	0.00
SUPPLIES	2,850	0.00	39,428	0.00	39,428	0.00	39,428	0.00
PROFESSIONAL DEVELOPMENT	0	0.00	251	0.00	251	0.00	251	0.00
COMMUNICATION SERV & SUPP	327,085	0.00	250,143	0.00	250,143	0.00	250,143	0.00
PROFESSIONAL SERVICES	14,291,496	0.00	43,145,511	0.00	43,145,510	0.00	43,145,510	0.00
M&R SERVICES	4,683,364	0.00	5,680,399	0.00	5,680,399	0.00	5,680,399	0.00
COMPUTER EQUIPMENT	7,345,057	0.00	1,606,402	0.00	1,606,403	0.00	1,606,403	0.00
OFFICE EQUIPMENT	0	0.00	9,001	0.00	9,001	0.00	9,001	0.00
OTHER EQUIPMENT	27,191	0.00	3,001	0.00	3,001	0.00	3,001	0.00
BUILDING LEASE PAYMENTS	257,111	0.00	0	0.00	0	0.00	0	0.00
EQUIPMENT RENTALS & LEASES	0	0.00	6,093	0.00	6,093	0.00	6,093	0.00
MISCELLANEOUS EXPENSES	125	0.00	230	0.00	230	0.00	230	0.00
TOTAL - EE	26,939,235	0.00	50,741,080	0.00	50,741,080	0.00	50,741,080	0.00
DEBT SERVICE	39,884	0.00	1	0.00	1	0.00	1	0.00
TOTAL - PD	39,884	0.00	1	0.00	1	0.00	1	0.00
GRAND TOTAL	\$32,127,347	83.23	\$57,034,415	57.25	\$56,984,415	57.25	\$56,984,415	57.25
GENERAL REVENUE	\$23,228,641	68.83	\$26,852,991	38.35	\$26,802,991	38.35	\$26,802,991	38.35
FEDERAL FUNDS	\$0	0.00	\$2	0.00	\$2	0.00	\$2	0.00
OTHER FUNDS	\$8,898,706	14.40	\$30,181,422	18.90	\$30,181,422	18.90	\$30,181,422	18.90

CORE DECISION ITEM

Department: Office of Administration	Budget Unit <u>30606C</u>
Division: Information Technology Services Division (ITSD)	
Core: OA IT Core	HB Section <u>05.030</u>

1. CORE FINANCIAL SUMMARY

	FY 2025 Budget Request					FY 2025 Governor's Recommendation			
	GR	Federal	Other	Total		GR	Federal	Other	Total
PS	3,250,307	1	63,059	3,313,367	PS	3,250,307	1	63,059	3,313,367
EE	6,233,673	1	492,625	6,726,299	EE	6,233,673	1	492,625	6,726,299
PSD	1	0	0	1	PSD	1	0	0	1
TRF	0	0	0	0	TRF	0	0	0	0
Total	9,483,981	2	555,684	10,039,667	Total	9,483,981	2	555,684	10,039,667
FTE	13.50	0.00	0.62	14.12	FTE	13.50	0.00	0.62	14.12

Est. Fringe	1,414,146	0	32,814	1,446,960
<i>Note: Fringes budgeted in House Bill 5 except for certain fringes budgeted directly to MoDOT, Highway Patrol, and Conservation.</i>				

Est. Fringe	1,414,146	0	32,814	1,446,960
<i>Note: Fringes budgeted in House Bill 5 except for certain fringes budgeted directly to MoDOT, Highway Patrol, and Conservation.</i>				

Other Funds: See Decision Item Summary on Following Pages

Other Funds:

2. CORE DESCRIPTION

This core request is for funding for all IT expenditures specific to the Office of Administration (OA), including new IT hardware and software, hardware maintenance, annual software licensing, State Data Center and telecommunications/network charges, and application development. .

3. PROGRAM LISTING (list programs included in this core funding)

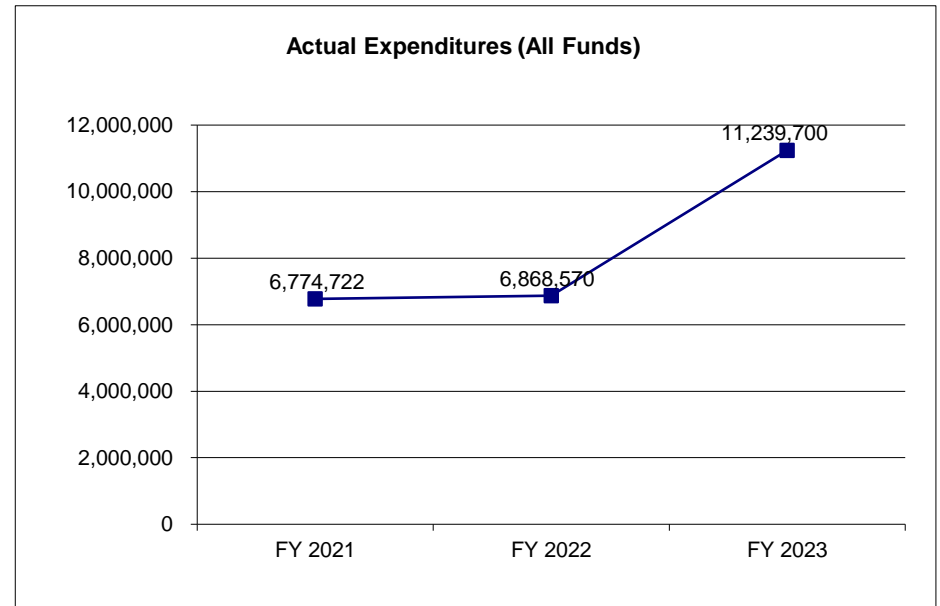
ITSD-OA

CORE DECISION ITEM

Department: Office of Administration	Budget Unit <u>30606C</u>
Division: Information Technology Services Division (ITSD)	
Core: OA IT Core	HB Section <u>05.030</u>

4. FINANCIAL HISTORY

	FY 2021 Actual	FY 2022 Actual	FY 2023 Actual	FY 2024 Current Yr.
Appropriation (All Funds)	7,259,293	7,270,984	11,983,767	9,879,667
Less Reverted (All Funds)	(112,545)	(143,609)	(272,706)	(279,719)
Less Restricted (All Funds)*	0	0	0	0
Budget Authority (All Funds)	7,146,748	7,127,375	11,711,061	9,599,948
Actual Expenditures (All Funds)	6,774,722	6,868,570	11,239,700	N/A
Unexpended (All Funds)	372,026	258,805	471,361	N/A
Unexpended, by Fund:				
General Revenue	105,966	64,408	294,906	N/A
Federal	2	2	2	N/A
Other	266,058	194,395	176,453	N/A



*Current Year restricted amount is as of _____.

Reverted includes the statutory three percent reserve amount (when applicable).

Restricted includes any Governor's expenditure restrictions which remained at the end of the fiscal year (when applicable).

NOTES:

Actual appropriation is the budget authority amount after all required flexibility transactions were processed. Flexibility is used to help manage priorities for all consolidated agencies as IT needs for each agency can change very rapidly throughout the year.

CORE RECONCILIATION DETAIL

STATE
OA IT CONSOLIDATION

5. CORE RECONCILIATION DETAIL

	Budget Class	FTE	GR	Federal	Other	Total	Explanation
TAFP AFTER VETOES							
	PS	14.12	3,090,307	1	63,059	3,153,367	
	EE	0.00	6,233,673	1	492,625	6,726,299	
	PD	0.00	1	0	0	1	
	Total	14.12	9,323,981	2	555,684	9,879,667	
DEPARTMENT CORE ADJUSTMENTS							
Core Reallocation	1013 3683 PS	0.00	160,000	0	0	160,000	Core reallocation to OA IT PS to better reflect planned GR PS spending.
NET DEPARTMENT CHANGES		0.00	160,000	0	0	160,000	
DEPARTMENT CORE REQUEST							
	PS	14.12	3,250,307	1	63,059	3,313,367	
	EE	0.00	6,233,673	1	492,625	6,726,299	
	PD	0.00	1	0	0	1	
	Total	14.12	9,483,981	2	555,684	10,039,667	
GOVERNOR'S RECOMMENDED CORE							
	PS	14.12	3,250,307	1	63,059	3,313,367	
	EE	0.00	6,233,673	1	492,625	6,726,299	
	PD	0.00	1	0	0	1	
	Total	14.12	9,483,981	2	555,684	10,039,667	

DECISION ITEM SUMMARY

Budget Unit									
Decision Item	FY 2023	FY 2023	FY 2024	FY 2024	FY 2025	FY 2025	FY 2025	FY 2025	FY 2025
Budget Object Summary	ACTUAL	ACTUAL	BUDGET	BUDGET	DEPT REQ	DEPT REQ	GOV REC	GOV REC	GOV REC
Fund	DOLLAR	FTE	DOLLAR	FTE	DOLLAR	FTE	DOLLAR	FTE	DOLLAR
OA IT CONSOLIDATION									
CORE									
PERSONAL SERVICES									
GENERAL REVENUE	3,981,759	60.41	3,090,307	13.50	3,250,307	13.50	3,250,307	13.50	3,250,307
OA INFORMATION TECH FED& OTHER	0	0.00	1	0.00	1	0.00	1	0.00	1
STATE FACILITY MAINT & OPERAT	46,891	0.79	50,626	0.62	50,626	0.62	50,626	0.62	50,626
OA REVOLVING ADMINISTRATIVE TR	0	0.00	12,433	0.00	12,433	0.00	12,433	0.00	12,433
TOTAL - PS	4,028,650	61.20	3,153,367	14.12	3,313,367	14.12	3,313,367	14.12	3,313,367
EXPENSE & EQUIPMENT									
GENERAL REVENUE	6,803,802	0.00	6,233,673	0.00	6,233,673	0.00	6,233,673	0.00	6,233,673
OA INFORMATION TECH FED& OTHER	0	0.00	1	0.00	1	0.00	1	0.00	1
MO ARTS COUNCIL TRUST	13,933	0.00	22,659	0.00	22,659	0.00	22,659	0.00	22,659
FEDERAL SURPLUS PROPERTY	0	0.00	112,639	0.00	112,639	0.00	112,639	0.00	112,639
STATE FACILITY MAINT & OPERAT	391,739	0.00	328,129	0.00	328,129	0.00	328,129	0.00	328,129
OA REVOLVING ADMINISTRATIVE TR	0	0.00	24,999	0.00	24,999	0.00	24,999	0.00	24,999
CHILDREN'S TRUST	1,576	0.00	4,199	0.00	4,199	0.00	4,199	0.00	4,199
TOTAL - EE	7,211,050	0.00	6,726,299	0.00	6,726,299	0.00	6,726,299	0.00	6,726,299
PROGRAM-SPECIFIC									
GENERAL REVENUE	0	0.00	1	0.00	1	0.00	1	0.00	1
TOTAL - PD	0	0.00	1	0.00	1	0.00	1	0.00	1
TOTAL	11,239,700	61.20	9,879,667	14.12	10,039,667	14.12	10,039,667	14.12	10,039,667
Pay Plan - 0000012									
PERSONAL SERVICES									
GENERAL REVENUE	0	0.00	0	0.00	0	0.00	104,010	0.00	104,010
STATE FACILITY MAINT & OPERAT	0	0.00	0	0.00	0	0.00	1,621	0.00	1,621
OA REVOLVING ADMINISTRATIVE TR	0	0.00	0	0.00	0	0.00	398	0.00	398
TOTAL - PS	0	0.00	0	0.00	0	0.00	106,029	0.00	106,029
TOTAL	0	0.00	0	0.00	0	0.00	106,029	0.00	106,029
Office Productivity Tools - 1300021									
EXPENSE & EQUIPMENT									

1/19/24 12:30

im_disummary

DECISION ITEM SUMMARY

Budget Unit								
Decision Item	FY 2023	FY 2023	FY 2024	FY 2024	FY 2025	FY 2025	FY 2025	FY 2025
Budget Object Summary	ACTUAL	ACTUAL	BUDGET	BUDGET	DEPT REQ	DEPT REQ	GOV REC	GOV REC
Fund	DOLLAR	FTE	DOLLAR	FTE	DOLLAR	FTE	DOLLAR	FTE
OA IT CONSOLIDATION								
Office Productivity Tools - 1300021								
EXPENSE & EQUIPMENT								
GENERAL REVENUE	0	0.00	0	0.00	1,021,217	0.00	1,021,217	0.00
TOTAL - EE	0	0.00	0	0.00	1,021,217	0.00	1,021,217	0.00
TOTAL	0	0.00	0	0.00	1,021,217	0.00	1,021,217	0.00
GRAND TOTAL	\$11,239,700	61.20	\$9,879,667	14.12	\$11,060,884	14.12	\$11,166,913	14.12

1/19/24 12:30

im_disummary

DECISION ITEM DETAIL

Budget Unit	FY 2023	FY 2023	FY 2024	FY 2024	FY 2025	FY 2025	FY 2025	FY 2025
Decision Item	ACTUAL	ACTUAL	BUDGET	BUDGET	DEPT REQ	DEPT REQ	GOV REC	GOV REC
Budget Object Class	DOLLAR	FTE	DOLLAR	FTE	DOLLAR	FTE	DOLLAR	FTE
OA IT CONSOLIDATION								
CORE								
SALARIES & WAGES	0	0.00	9,590	0.00	9,590	0.00	9,590	0.00
INFORMATION TECHNOLOGY SUPV	0	0.00	1	0.00	1	0.00	1	0.00
DESIGNATED PRINCIPAL ASST DIV	126,096	0.99	97,685	0.97	97,685	0.97	97,685	0.97
DATA PROCESSOR TECHNICAL	119,799	2.08	18,400	0.32	18,400	0.32	18,400	0.32
DATA PROCESSING MANAGER	87,900	0.91	22,668	0.27	22,668	0.27	22,668	0.27
MISCELLANEOUS PROFESSIONAL	211	0.00	0	0.00	0	0.00	0	0.00
MISCELLANEOUS SUPERVISORY	65,754	0.70	0	0.00	0	0.00	0	0.00
SPECIAL ASST PROFESSIONAL	136,677	1.61	8,773	0.00	8,773	0.00	8,773	0.00
ADMIN SUPPORT ASSISTANT	10,039	0.24	1	0.00	1	0.00	1	0.00
SENIOR PROGRAM SPECIALIST	892	0.01	0	0.00	0	0.00	0	0.00
PROGRAM COORDINATOR	32,257	0.40	0	0.00	0	0.00	0	0.00
ASSOC APPLICATIONS DEVELOPER	494,306	9.91	533,974	3.55	533,974	3.55	533,974	3.55
APPLICATIONS DEVELOPER	357,364	5.59	901,266	4.95	951,266	4.95	951,266	4.95
SENIOR APPLICATIONS DEVELOPER	607,062	7.90	811,540	2.95	811,540	2.95	811,540	2.95
APPLICATIONS DEVELOPMENT SPEC	76,225	0.86	122,139	0.01	122,139	0.01	122,139	0.01
APPLICATIONS DEVELOPMENT MGR	107,141	1.22	183,056	0.50	223,056	0.50	223,056	0.50
COMPUTER OPERATIONS CLERK	0	0.00	10,120	0.25	10,120	0.25	10,120	0.25
NETWORK OPERATIONS TECH	664	0.02	0	0.00	0	0.00	0	0.00
SR NETWORK OPERATIONS TECH	2,077	0.04	0	0.00	0	0.00	0	0.00
COMPUTER OPERATIONS MANAGER	1,805	0.02	0	0.00	0	0.00	0	0.00
DATA TECHNICIAN	717	0.02	0	0.00	0	0.00	0	0.00
DATA ANALYST	7,947	0.12	0	0.00	0	0.00	0	0.00
DATA SPECIALIST	78,591	1.01	0	0.00	0	0.00	0	0.00
DATA MANAGER	394	0.00	0	0.00	0	0.00	0	0.00
ENTERPRISE ARCHITECT	50,144	0.59	0	0.00	0	0.00	0	0.00
SENIOR ENTERPRISE ARCHITECT	35,951	0.44	0	0.00	0	0.00	0	0.00
GEOGRAPHIC INFO SYSTEMS SPEC	28,019	0.49	0	0.00	0	0.00	0	0.00
GEOGRAPHIC INFO SYSTEMS DEV	217	0.00	0	0.00	0	0.00	0	0.00
GEOGRAPHIC INFO SYSTEMS SPV	1,866	0.02	0	0.00	0	0.00	0	0.00
DIR STRATEGY & PLANNING LVL 2	51,407	0.63	0	0.00	0	0.00	0	0.00
BUSINESS ANALYST	67,354	1.17	12,433	0.00	12,433	0.00	12,433	0.00
SENIOR BUSINESS ANALYST	142,187	1.89	0	0.00	20,000	0.00	20,000	0.00

DECISION ITEM DETAIL

Budget Unit	FY 2023	FY 2023	FY 2024	FY 2024	FY 2025	FY 2025	FY 2025	FY 2025
Decision Item	ACTUAL	ACTUAL	BUDGET	BUDGET	DEPT REQ	DEPT REQ	GOV REC	GOV REC
Budget Object Class	DOLLAR	FTE	DOLLAR	FTE	DOLLAR	FTE	DOLLAR	FTE
OA IT CONSOLIDATION								
CORE								
PROJECT MANAGER	201,407	2.93	233,944	0.00	233,944	0.00	233,944	0.00
SENIOR PROJECT MANAGER	52,400	0.59	0	0.00	0	0.00	0	0.00
PROJECT MANAGER DIRECTOR	231	0.00	0	0.00	0	0.00	0	0.00
NETWORK INFRASTRUCTURE TECH	1,310	0.03	0	0.00	0	0.00	0	0.00
NETWORK INFRASTRUCTURE SPV	19	0.00	0	0.00	0	0.00	0	0.00
QUALITY CONTROL TECHNICIAN	655	0.01	0	0.00	0	0.00	0	0.00
QUALITY CONTROL SPECIALIST	144	0.00	0	0.00	0	0.00	0	0.00
SYSTEMS ADMINISTRATION TECH	61,473	1.16	164,059	0.35	164,059	0.35	164,059	0.35
SYSTEMS ADMINISTRATION SPEC	194,658	3.10	0	0.00	25,000	0.00	25,000	0.00
SR SYSTEMS ADMINISTRATION SPEC	9,429	0.13	11,362	0.00	11,362	0.00	11,362	0.00
SYSTEMS ADMINISTRATOR	5,507	0.07	0	0.00	0	0.00	0	0.00
CYBERSECURITY TECHNICIAN	693	0.01	0	0.00	0	0.00	0	0.00
CYBERSECURITY SPECIALIST	48	0.00	0	0.00	0	0.00	0	0.00
SR CYBERSECURITY SPECIALIST	96	0.00	0	0.00	0	0.00	0	0.00
CLIENT SUPPORT TECH-TIER 2	440,166	8.88	0	0.00	25,000	0.00	25,000	0.00
SENIOR CLIENT SUPPORT TECH	105,290	1.75	0	0.00	0	0.00	0	0.00
CLIENT SUPPORT SUPERVISOR	118,030	1.74	0	0.00	0	0.00	0	0.00
CLIENT SUPPORT MANAGER	146,031	1.92	1	0.00	1	0.00	1	0.00
OTHER	0	0.00	12,355	0.00	12,355	0.00	12,355	0.00
TOTAL - PS	4,028,650	61.20	3,153,367	14.12	3,313,367	14.12	3,313,367	14.12
TRAVEL, IN-STATE	12,090	0.00	105	0.00	105	0.00	105	0.00
TRAVEL, OUT-OF-STATE	25,159	0.00	1	0.00	1	0.00	1	0.00
SUPPLIES	35,760	0.00	1,653	0.00	1,653	0.00	1,653	0.00
PROFESSIONAL DEVELOPMENT	33,769	0.00	1	0.00	1	0.00	1	0.00
COMMUNICATION SERV & SUPP	315,936	0.00	32,718	0.00	32,718	0.00	32,718	0.00
PROFESSIONAL SERVICES	3,237,675	0.00	5,791,547	0.00	5,791,547	0.00	5,791,547	0.00
M&R SERVICES	3,122,335	0.00	311,069	0.00	311,069	0.00	311,069	0.00
COMPUTER EQUIPMENT	214,484	0.00	586,597	0.00	586,597	0.00	586,597	0.00
MOTORIZED EQUIPMENT	0	0.00	800	0.00	800	0.00	800	0.00
OFFICE EQUIPMENT	39,442	0.00	2	0.00	2	0.00	2	0.00
OTHER EQUIPMENT	172,057	0.00	3	0.00	3	0.00	3	0.00
BUILDING LEASE PAYMENTS	0	0.00	1	0.00	1	0.00	1	0.00

DECISION ITEM DETAIL

Budget Unit	FY 2023	FY 2023	FY 2024	FY 2024	FY 2025	FY 2025	FY 2025	FY 2025
Decision Item	ACTUAL	ACTUAL	BUDGET	BUDGET	DEPT REQ	DEPT REQ	GOV REC	GOV REC
Budget Object Class	DOLLAR	FTE	DOLLAR	FTE	DOLLAR	FTE	DOLLAR	FTE
OA IT CONSOLIDATION								
CORE								
EQUIPMENT RENTALS & LEASES	0	0.00	1,800	0.00	1,800	0.00	1,800	0.00
MISCELLANEOUS EXPENSES	2,343	0.00	1	0.00	1	0.00	1	0.00
REBILLABLE EXPENSES	0	0.00	1	0.00	1	0.00	1	0.00
TOTAL - EE	7,211,050	0.00	6,726,299	0.00	6,726,299	0.00	6,726,299	0.00
DEBT SERVICE	0	0.00	1	0.00	1	0.00	1	0.00
TOTAL - PD	0	0.00	1	0.00	1	0.00	1	0.00
GRAND TOTAL	\$11,239,700	61.20	\$9,879,667	14.12	\$10,039,667	14.12	\$10,039,667	14.12
GENERAL REVENUE	\$10,785,561	60.41	\$9,323,981	13.50	\$9,483,981	13.50	\$9,483,981	13.50
FEDERAL FUNDS	\$0	0.00	\$2	0.00	\$2	0.00	\$2	0.00
OTHER FUNDS	\$454,139	0.79	\$555,684	0.62	\$555,684	0.62	\$555,684	0.62

CORE DECISION ITEM

Department: Office of Administration	Budget Unit <u>30604C</u>
Division: Information Technology Services Division (ITSD)	
Core: MDA IT Core	HB Section <u>05.030</u>

1. CORE FINANCIAL SUMMARY

	FY 2025 Budget Request					FY 2025 Governor's Recommendation			
	GR	Federal	Other	Total		GR	Federal	Other	Total
PS	330,542	1	134,548	465,091	PS	330,542	1	134,548	465,091
EE	311,754	1	522,119	833,874	EE	311,754	1	522,119	833,874
PSD	0	0	0	0	PSD	0	0	0	0
TRF	0	0	0	0	TRF	0	0	0	0
Total	642,296	2	656,667	1,298,965	Total	642,296	2	656,667	1,298,965
FTE	3.71	0.00	1.10	4.81	FTE	3.71	0.00	1.10	4.81

Est. Fringe	178,913	0	66,667	245,581
--------------------	---------	---	--------	---------

Note: Fringes budgeted in House Bill 5 except for certain fringes budgeted directly to MoDOT, Highway Patrol, and Conservation.

Est. Fringe	178,913	0	66,667	245,581
--------------------	---------	---	--------	---------

Note: Fringes budgeted in House Bill 5 except for certain fringes budgeted directly to MoDOT, Highway Patrol, and Conservation.

Other Funds: See Decision Item Summary on Following Pages

Other Funds:

2. CORE DESCRIPTION

This core request is for funding for all IT expenditures specific to the Department of Agriculture (MDA), including new IT hardware and software, hardware maintenance, annual software licensing, State Data Center and telecommunications/network charges, and application development.

3. PROGRAM LISTING (list programs included in this core funding)

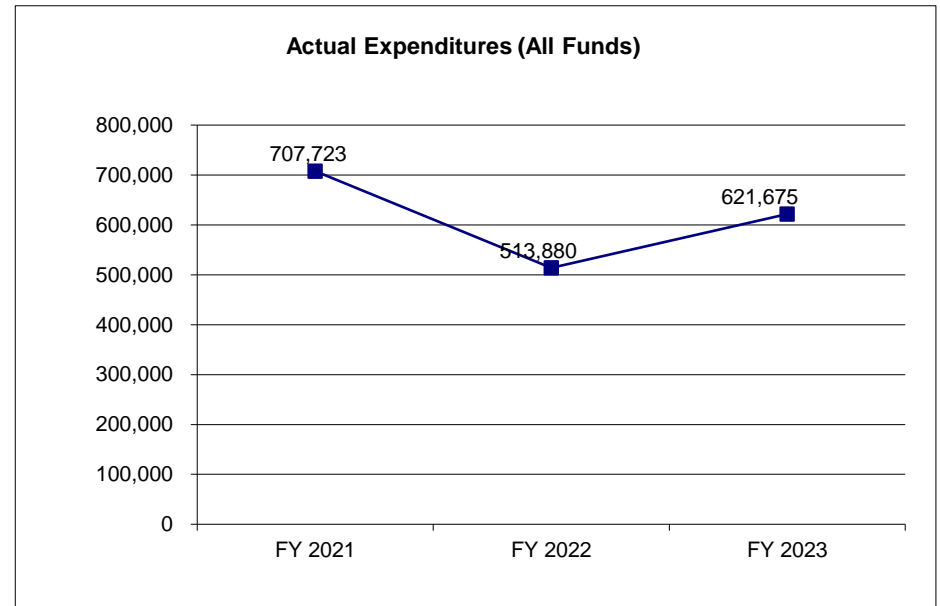
ITSD-MDA

CORE DECISION ITEM

Department: Office of Administration	Budget Unit <u>30604C</u>
Division: Information Technology Services Division (ITSD)	
Core: MDA IT Core	HB Section <u>05.030</u>

4. FINANCIAL HISTORY

	FY 2021 Actual	FY 2022 Actual	FY 2023 Actual	FY 2024 Current Yr.
Appropriation (All Funds)	1,178,419	1,033,830	1,161,675	1,298,965
Less Reverted (All Funds)	(16,323)	(16,488)	(18,474)	(19,269)
Less Restricted (All Funds)*	0	0	0	0
Budget Authority (All Funds)	1,162,096	1,017,342	1,143,201	1,279,696
Actual Expenditures (All Funds)	707,723	513,880	621,675	N/A
Unexpended (All Funds)	454,373	503,462	521,526	N/A
Unexpended, by Fund:				
General Revenue	73,251	5,441	56,943	N/A
Federal	2	2	2	N/A
Other	381,120	498,019	464,581	N/A



*Current Year restricted amount is as of _____.

Reverted includes the statutory three percent reserve amount (when applicable).

Restricted includes any Governor's expenditure restrictions which remained at the end of the fiscal year (when applicable).

NOTES:

Actual appropriation is the budget authority amount after all required flexibility transactions were processed. Flexibility is used to help manage priorities for all consolidated agencies as IT needs for each agency can change very rapidly throughout the year.

CORE RECONCILIATION DETAIL

STATE
MDA IT CONSOLIDATION

5. CORE RECONCILIATION DETAIL

	Budget Class	FTE	GR	Federal	Other	Total	Explanation
TAFP AFTER VETOES							
	PS	4.81	330,542	1	134,548	465,091	
	EE	0.00	311,754	1	522,119	833,874	
	Total	4.81	642,296	2	656,667	1,298,965	
DEPARTMENT CORE REQUEST							
	PS	4.81	330,542	1	134,548	465,091	
	EE	0.00	311,754	1	522,119	833,874	
	Total	4.81	642,296	2	656,667	1,298,965	
GOVERNOR'S RECOMMENDED CORE							
	PS	4.81	330,542	1	134,548	465,091	
	EE	0.00	311,754	1	522,119	833,874	
	Total	4.81	642,296	2	656,667	1,298,965	

DECISION ITEM SUMMARY

Budget Unit								
Decision Item	FY 2023	FY 2023	FY 2024	FY 2024	FY 2025	FY 2025	FY 2025	FY 2025
Budget Object Summary	ACTUAL	ACTUAL	BUDGET	BUDGET	DEPT REQ	DEPT REQ	GOV REC	GOV REC
Fund	DOLLAR	FTE	DOLLAR	FTE	DOLLAR	FTE	DOLLAR	FTE
MDA IT CONSOLIDATION								
CORE								
PERSONAL SERVICES								
GENERAL REVENUE	295,316	4.58	330,542	3.71	330,542	3.71	330,542	3.71
OA INFORMATION TECH FED& OTHER	0	0.00	1	0.00	1	0.00	1	0.00
STATE FAIR FEE	0	0.00	19,528	0.00	19,528	0.00	19,528	0.00
PETROLEUM INSPECTION FUND	0	0.00	1	0.00	1	0.00	1	0.00
MISSOURI LAND SURVEY FUND	0	0.00	31,614	0.00	31,614	0.00	31,614	0.00
AGRICULTURE PROTECTION	150	0.00	83,405	1.10	83,405	1.10	83,405	1.10
TOTAL - PS	295,466	4.58	465,091	4.81	465,091	4.81	465,091	4.81
EXPENSE & EQUIPMENT								
GENERAL REVENUE	245,042	0.00	311,754	0.00	311,754	0.00	311,754	0.00
OA INFORMATION TECH FED& OTHER	0	0.00	1	0.00	1	0.00	1	0.00
ANIMAL HEALTH LABORATORY FEES	177	0.00	5,924	0.00	5,924	0.00	5,924	0.00
ANIMAL CARE RESERVE	0	0.00	9,407	0.00	9,407	0.00	9,407	0.00
LIVESTOCK BRANDS	0	0.00	2,997	0.00	2,997	0.00	2,997	0.00
COMMODITY COUNCIL MERCHANISING	0	0.00	875	0.00	875	0.00	875	0.00
SP ANIMAL FAC LOAN PROGRAM	0	0.00	1,154	0.00	1,154	0.00	1,154	0.00
STATE FAIR FEE	132	0.00	24,623	0.00	24,623	0.00	24,623	0.00
LIVESTOCK SALES & MARKETS FEES	0	0.00	259	0.00	259	0.00	259	0.00
LIVESTOCK DEALER LAW ENF & ADM	0	0.00	94	0.00	94	0.00	94	0.00
MILK INSPECTION FEES	590	0.00	4,960	0.00	4,960	0.00	4,960	0.00
GRAIN INSPECTION FEES	590	0.00	33,844	0.00	33,844	0.00	33,844	0.00
PETROLEUM INSPECTION FUND	0	0.00	100,000	0.00	100,000	0.00	100,000	0.00
MISSOURI LAND SURVEY FUND	511	0.00	153,284	0.00	153,284	0.00	153,284	0.00
AGRICULTURE BUSINESS DEVELOPMT	0	0.00	2,490	0.00	2,490	0.00	2,490	0.00
MISSOURI WINE AND GRAPE FUND	561	0.00	10,116	0.00	10,116	0.00	10,116	0.00
AGRICULTURE DEVELOPMENT	0	0.00	879	0.00	879	0.00	879	0.00
AGRICULTURE PROTECTION	78,606	0.00	171,213	0.00	171,213	0.00	171,213	0.00
TOTAL - EE	326,209	0.00	833,874	0.00	833,874	0.00	833,874	0.00
TOTAL	621,675	4.58	1,298,965	4.81	1,298,965	4.81	1,298,965	4.81
Pay Plan - 0000012								
PERSONAL SERVICES								
GENERAL REVENUE	0	0.00	0	0.00	0	0.00	10,577	0.00

1/19/24 12:30

im_disummary

DECISION ITEM SUMMARY

Budget Unit									
Decision Item	FY 2023	FY 2023	FY 2024	FY 2024	FY 2025	FY 2025	FY 2025	FY 2025	FY 2025
Budget Object Summary	ACTUAL	ACTUAL	BUDGET	BUDGET	DEPT REQ	DEPT REQ	GOV REC	GOV REC	GOV REC
Fund	DOLLAR	FTE	DOLLAR	FTE	DOLLAR	FTE	DOLLAR	FTE	DOLLAR
MDA IT CONSOLIDATION									
Pay Plan - 000012									
PERSONAL SERVICES									
STATE FAIR FEE	0	0.00	0	0.00	0	0.00	625	0.00	
MISSOURI LAND SURVEY FUND	0	0.00	0	0.00	0	0.00	1,012	0.00	
AGRICULTURE PROTECTION	0	0.00	0	0.00	0	0.00	2,669	0.00	
TOTAL - PS	0	0.00	0	0.00	0	0.00	14,883	0.00	
TOTAL	0	0.00	0	0.00	0	0.00	14,883	0.00	
Office Productivity Tools - 1300021									
EXPENSE & EQUIPMENT									
GENERAL REVENUE	0	0.00	0	0.00	105,023	0.00	105,023	0.00	
TOTAL - EE	0	0.00	0	0.00	105,023	0.00	105,023	0.00	
TOTAL	0	0.00	0	0.00	105,023	0.00	105,023	0.00	
MDA Animal Health Syst Upgrade - 1300027									
EXPENSE & EQUIPMENT									
GENERAL REVENUE	0	0.00	0	0.00	449,124	0.00	0	0.00	
TOTAL - EE	0	0.00	0	0.00	449,124	0.00	0	0.00	
TOTAL	0	0.00	0	0.00	449,124	0.00	0	0.00	
GRAND TOTAL	\$621,675	4.58	\$1,298,965	4.81	\$1,853,112	4.81	\$1,418,871	4.81	

DECISION ITEM DETAIL

Budget Unit	FY 2023	FY 2023	FY 2024	FY 2024	FY 2025	FY 2025	FY 2025	FY 2025
Decision Item	ACTUAL	ACTUAL	BUDGET	BUDGET	DEPT REQ	DEPT REQ	GOV REC	GOV REC
Budget Object Class	DOLLAR	FTE	DOLLAR	FTE	DOLLAR	FTE	DOLLAR	FTE
MDA IT CONSOLIDATION								
CORE								
DATA PROCESSOR TECHNICAL	6,655	0.09	32,627	0.70	32,627	0.70	32,627	0.70
DATA PROCESSING MANAGER	0	0.00	53,857	0.60	53,857	0.60	53,857	0.60
SPECIAL ASST PROFESSIONAL	16,368	0.18	0	0.00	0	0.00	0	0.00
ASSOC APPLICATIONS DEVELOPER	98,504	2.08	31,644	0.11	31,644	0.11	31,644	0.11
APPLICATIONS DEVELOPER	1,297	0.02	103,574	0.45	103,574	0.45	103,574	0.45
SENIOR APPLICATIONS DEVELOPER	43,288	0.55	153,454	1.94	153,454	1.94	153,454	1.94
APPLICATIONS DEVELOPMENT MGR	16,758	0.20	2,522	0.00	2,522	0.00	2,522	0.00
COMPUTER OPERATIONS CLERK	0	0.00	1,994	0.00	1,994	0.00	1,994	0.00
DIR STRATEGY & PLANNING LVL 1	44,467	0.50	0	0.00	0	0.00	0	0.00
BUSINESS ANALYST	616	0.01	35,576	0.63	35,576	0.63	35,576	0.63
SENIOR BUSINESS ANALYST	14,798	0.19	0	0.00	0	0.00	0	0.00
PROJECT MANAGER	49,960	0.72	31,614	0.00	31,614	0.00	31,614	0.00
QUALITY CONTROL SPECIALIST	2,755	0.04	2,823	0.00	2,823	0.00	2,823	0.00
SYSTEMS ADMINISTRATION TECH	0	0.00	15,018	0.37	15,018	0.37	15,018	0.37
SENIOR CLIENT SUPPORT TECH	0	0.00	387	0.01	387	0.01	387	0.01
OTHER	0	0.00	1	0.00	1	0.00	1	0.00
TOTAL - PS	295,466	4.58	465,091	4.81	465,091	4.81	465,091	4.81
TRAVEL, IN-STATE	765	0.00	69	0.00	69	0.00	69	0.00
SUPPLIES	38	0.00	4,638	0.00	4,638	0.00	4,638	0.00
PROFESSIONAL DEVELOPMENT	0	0.00	338	0.00	338	0.00	338	0.00
COMMUNICATION SERV & SUPP	65,652	0.00	5,612	0.00	5,612	0.00	5,612	0.00
PROFESSIONAL SERVICES	157,087	0.00	380,562	0.00	380,562	0.00	380,562	0.00
M&R SERVICES	21,393	0.00	222,520	0.00	222,520	0.00	222,520	0.00
COMPUTER EQUIPMENT	47,347	0.00	219,633	0.00	219,633	0.00	219,633	0.00
OFFICE EQUIPMENT	0	0.00	3	0.00	3	0.00	3	0.00
OTHER EQUIPMENT	33,927	0.00	5	0.00	5	0.00	5	0.00

DECISION ITEM DETAIL

Budget Unit	FY 2023	FY 2023	FY 2024	FY 2024	FY 2025	FY 2025	FY 2025	FY 2025
Decision Item	ACTUAL	ACTUAL	BUDGET	BUDGET	DEPT REQ	DEPT REQ	GOV REC	GOV REC
Budget Object Class	DOLLAR	FTE	DOLLAR	FTE	DOLLAR	FTE	DOLLAR	FTE
MDA IT CONSOLIDATION								
CORE								
EQUIPMENT RENTALS & LEASES	0	0.00	494	0.00	494	0.00	494	0.00
TOTAL - EE	326,209	0.00	833,874	0.00	833,874	0.00	833,874	0.00
GRAND TOTAL	\$621,675	4.58	\$1,298,965	4.81	\$1,298,965	4.81	\$1,298,965	4.81
GENERAL REVENUE	\$540,358	4.58	\$642,296	3.71	\$642,296	3.71	\$642,296	3.71
FEDERAL FUNDS	\$0	0.00	\$2	0.00	\$2	0.00	\$2	0.00
OTHER FUNDS	\$81,317	0.00	\$656,667	1.10	\$656,667	1.10	\$656,667	1.10

NEW DECISION ITEM
RANK: _____ OF _____

Department: Office of Administration	Budget Unit <u>30604C</u>
Division: Information Technology Services Division	
DI Name: MDA- Animal Health System Upgrade DI#1300027	HB Section <u>5.03</u>

1. AMOUNT OF REQUEST

	FY 2025 Budget Request					FY 2025 Governor's Recommendation			
	GR	Federal	Other	Total		GR	Federal	Other	Total
PS	0	0	0	0	PS	0	0	0	0
EE	449,124	0	0	449,124	EE	0	0	0	0
PSD	0	0	0	0	PSD	0	0	0	0
TRF	0	0	0	0	TRF	0	0	0	0
Total	<u>449,124</u>	<u>0</u>	<u>0</u>	<u>449,124</u>	Total	<u>0</u>	<u>0</u>	<u>0</u>	<u>0</u>
FTE	0.00	0.00	0.00	0.00	FTE	0.00	0.00	0.00	0.00

Est. Fringe	0	0	0	0
--------------------	---	---	---	---

Note: Fringes budgeted in House Bill 5 except for certain fringes budgeted directly to MoDOT, Highway Patrol, and Conservation.

Est. Fringe	0	0	0	0
--------------------	---	---	---	---

Note: Fringes budgeted in House Bill 5 except for certain fringes budgeted directly to MoDOT, Highway Patrol, and Conservation.

Other Funds:
Non-Counts:

Other Funds:
Non-Counts:

2. THIS REQUEST CAN BE CATEGORIZED AS:

<input type="checkbox"/> New Legislation	<input type="checkbox"/> New Program	<input type="checkbox"/> Fund Switch
<input type="checkbox"/> Federal Mandate	<input type="checkbox"/> Program Expansion	<input checked="" type="checkbox"/> Cost to Continue
<input type="checkbox"/> GR Pick-Up	<input type="checkbox"/> Space Request	<input type="checkbox"/> Equipment Replacement
<input type="checkbox"/> Pay Plan	<input type="checkbox"/> Other: _____	

3. WHY IS THIS FUNDING NEEDED? PROVIDE AN EXPLANATION FOR ITEMS CHECKED IN #2. INCLUDE THE FEDERAL OR STATE STATUTORY OR CONSTITUTIONAL AUTHORIZATION FOR THIS PROGRAM.

The National Agribusiness Technology Center (NATC) is a national non-profit corporation dedicated to identifying best practices and technology and promotes all aspects of food and public safety. NATC was formed to pursue and assist the development and use of the best available technology to increase economic viability and enhance productivity for those involved in the food supply chain. NATC is responsible for licensing all AgraGuard modules, including USAHERDS AND USALIMS.

USAHERDS (Animal Health Emergency Reporting Diagnostics) is a computerized data program available to state departments of agriculture, which helps with the management of dangerous diseases among animals. It is a single repository for essential up-to-date information. It provides all data elements needed by states to manage and monitor animal health within their jurisdiction; report test results to USDA's Veterinary Services and prevent, control, eradicate and recover from disease and all hazards incidents at a local level.

NEW DECISION ITEM

RANK: _____ **OF** _____

Department: Office of Administration	Budget Unit 30604C
Division: Information Technology Services Division	
DI Name: MDA- Animal Health System Upgrade DI#1300027	HB Section 5.03

USALIMS (Animal Laboratory Information Management) is a comprehensive support system for all administrative workflow in animal laboratories. It manages all data related to specimens, accessions, test results, etc. It provides automated client report generation, distribution, and auditing functions. It provides automated client report generation, distribution, and auditing functions. Veterinarian data can be synchronized with the USAHERDS application and laboratory results can be shared.

Missouri participates in the multiple-state consortium that has requested to move to a new platform. The goal is to include the functionality from USAHERDS into the re-modernized AgEnterprise, the same for USALIMS, it will be re-modernized to AgLabs. The Animal Health Division (internal and external users) currently uses the USAHerds and USALIMS applications to do their day-to-day work.

These applications were developed and deployed in the mid to late 2000s, it's build on an older .Net framework and USAHERDS has hardened from known security issues. The re-modernization will is to bring all the technology to current best practices to ensure their applications have strong security. Implementing the modern platform will decrease the chances of security breaches, improve functionalities and capabilities for the agency staff and provides a more user-friendly experience for their constituents.

Both applications, AgEnterprise and AgLabs, have been rebuilt by the supporting vendor on the newest .Net Core, SQL platform. To maintain service and stay in the supported environment, Animal Health Division must upgrade to its newest platform.

4. DESCRIBE THE DETAILED ASSUMPTIONS USED TO DERIVE THE SPECIFIC REQUESTED AMOUNT. (How did you determine that the requested number of FTE were appropriate? From what source or standard did you derive the requested levels of funding? Were alternatives such as outsourcing or automation considered? If based on new legislation, does request tie to TAFP fiscal note? If not, explain why. Detail which portions of the request are one-times and how those amounts were calculated.)

Funding will cover the cost for conversion from the old platform to the new platform and training for staff on how to use the new platform. These cost are based on estimates from the vendor that supports the systems. Ongoing costs for support and maintenance of the new system will be \$168,000 annually.

NEW DECISION ITEM
RANK: _____ OF _____

Department: Office of Administration	Budget Unit 30604C
Division: Information Technology Services Division	
DI Name: MDA- Animal Health System Upgrade DI#130027	HB Section 5.03

5. BREAK DOWN THE REQUEST BY BUDGET OBJECT CLASS, JOB CLASS, AND FUND SOURCE. IDENTIFY ONE-TIME COSTS.

Budget Object Class/Job Class	Dept Req GR DOLLARS	Dept Req GR FTE	Dept Req FED DOLLARS	Dept Req FED FTE	Dept Req OTHER DOLLARS	Dept Req OTHER FTE	Dept Req TOTAL DOLLARS	Dept Req TOTAL FTE	Dept Req One-Time DOLLARS
Total PS	0	0.0	0	0.0	0	0.0	0	0.0	0
400- Professional Services	436,800						436,800		268,800
320- Professional Development	12,324						12,324		12,324
							0		
Total EE	449,124		0		0		449,124		281,124
Grand Total	449,124	0	0	0	0	0	449,124	0	281,124

Budget Object Class/Job Class	Gov Rec GR DOLLARS	Gov Rec GR FTE	Gov Rec FED DOLLARS	Gov Rec FED FTE	Gov Rec OTHER DOLLARS	Gov Rec OTHER FTE	Gov Rec TOTAL DOLLARS	Gov Rec TOTAL FTE	Gov Rec One-Time DOLLARS
Total PS	0	0.0	0	0.0	0	0.0	0	0.0	0
Total EE	0		0		0		0		0
Program Distributions							0		
Total PSD	0		0		0		0		0
Transfers							0		
Total TRF	0		0		0		0		0
Grand Total	0	0.0	0	0.0	0	0.0	0	0.0	0

NEW DECISION ITEM
RANK: _____ **OF** _____

Department: Office of Administration	Budget Unit <u>30604C</u>
Division: Information Technology Services Division	
DI Name: MDA- Animal Health System Upgrade DI#1300027	HB Section <u>5.03</u>

6. PERFORMANCE MEASURES (If new decision item has an associated core, separately identify projected performance with & without additional funding.)

<p>6a. Provide an activity measure(s) for the program.</p> <p>N/A</p>	<p>6b. Provide a measure(s) of the program's quality.</p> <p>New updated software platform with upgraded security features and capabilities.</p>
<p>6c. Provide a measure(s) of the program's impact.</p> <p>Will provide a newer updated software security process.</p>	<p>6d. Provide a measure(s) of the program's efficiency.</p> <p>Increased end user abilities including the editing of letters, licenses and basic input changes.</p>

7. STRATEGIES TO ACHIEVE THE PERFORMANCE MEASUREMENT TARGETS:

MDA will work with OA-ITSD as needed to switch to the new platform/upgrades with adequate testing prior to implementation

DECISION ITEM DETAIL

Budget Unit	FY 2023	FY 2023	FY 2024	FY 2024	FY 2025	FY 2025	FY 2025	FY 2025
Decision Item	ACTUAL	ACTUAL	BUDGET	BUDGET	DEPT REQ	DEPT REQ	GOV REC	GOV REC
Budget Object Class	DOLLAR	FTE	DOLLAR	FTE	DOLLAR	FTE	DOLLAR	FTE
MDA IT CONSOLIDATION								
MDA Animal Health Syst Upgrade - 1300027								
PROFESSIONAL DEVELOPMENT	0	0.00	0	0.00	12,324	0.00	0	0.00
PROFESSIONAL SERVICES	0	0.00	0	0.00	436,800	0.00	0	0.00
TOTAL - EE	0	0.00	0	0.00	449,124	0.00	0	0.00
GRAND TOTAL	\$0	0.00	\$0	0.00	\$449,124	0.00	\$0	0.00
GENERAL REVENUE	\$0	0.00	\$0	0.00	\$449,124	0.00		0.00
FEDERAL FUNDS	\$0	0.00	\$0	0.00	\$0	0.00		0.00
OTHER FUNDS	\$0	0.00	\$0	0.00	\$0	0.00		0.00

CORE DECISION ITEM

Department: Office of Administration	Budget Unit <u>30602C</u>
Division: Information Technology Services Division (ITSD)	
Core: DNR IT Core	HB Section <u>05.030</u>

1. CORE FINANCIAL SUMMARY

	FY 2025 Budget Request					FY 2025 Governor's Recommendation			
	GR	Federal	Other	Total		GR	Federal	Other	Total
PS	487,457	842,163	2,934,111	4,263,731	PS	487,457	842,163	2,934,111	4,263,731
EE	63,171	1,161,928	4,278,243	5,503,342	EE	63,171	1,161,928	4,278,243	5,503,342
PSD	0	0	1	1	PSD	0	0	1	1
TRF	0	0	0	0	TRF	0	0	0	0
Total	550,628	2,004,091	7,212,355	9,767,074	Total	550,628	2,004,091	7,212,355	9,767,074
FTE	4.59	12.16	48.66	65.41	FTE	4.59	12.16	48.66	65.41
Est. Fringe	250,612	496,505	1,824,368	2,571,485	Est. Fringe	250,612	496,505	1,824,368	2,571,485
<i>Note: Fringes budgeted in House Bill 5 except for certain fringes budgeted directly to MoDOT, Highway Patrol, and Conservation.</i>					<i>Note: Fringes budgeted in House Bill 5 except for certain fringes budgeted directly to MoDOT, Highway Patrol, and Conservation.</i>				

Other Funds: See Decision Item Summary on Following Pages

2. CORE DESCRIPTION

This core request is for funding for all IT expenditures specific to the Department of Natural Resources (DNR), including new IT hardware and software, hardware maintenance, annual software licensing, State Data Center and telecommunications/network charges, and application development.

3. PROGRAM LISTING (list programs included in this core funding)

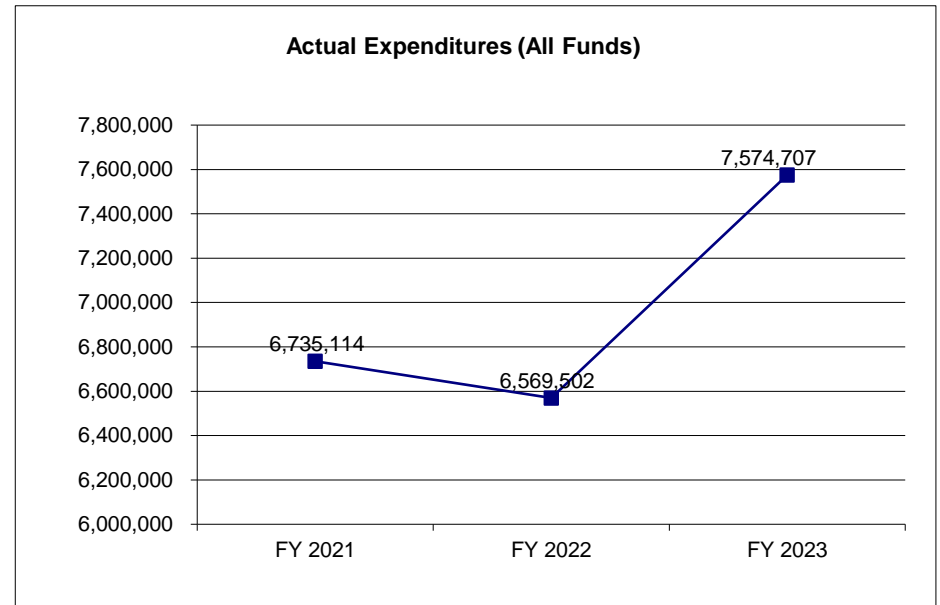
ITSD-DNR

CORE DECISION ITEM

Department: Office of Administration	Budget Unit <u>30602C</u>
Division: Information Technology Services Division (ITSD)	
Core: DNR IT Core	HB Section <u>05.030</u>

4. FINANCIAL HISTORY

	FY 2021 Actual	FY 2022 Actual	FY 2023 Actual	FY 2024 Current Yr.
Appropriation (All Funds)	8,765,391	8,873,160	9,351,330	9,772,074
Less Reverted (All Funds)	(12,640)	(13,005)	(15,348)	(16,519)
Less Restricted (All Funds)*	0	0	0	0
Budget Authority (All Funds)	8,752,751	8,860,155	9,335,982	9,755,555
Actual Expenditures (All Funds)	6,735,114	6,569,502	7,574,707	N/A
Unexpended (All Funds)	2,017,637	2,290,653	1,761,275	N/A
Unexpended, by Fund:				
General Revenue	21,295	18	13,387	N/A
Federal	188,615	417,488	177,921	N/A
Other	1,807,725	1,873,147	1,569,967	N/A



*Current Year restricted amount is as of _____.

Reverted includes the statutory three percent reserve amount (when applicable).

Restricted includes any Governor's expenditure restrictions which remained at the end of the fiscal year (when applicable).

NOTES:

Actual appropriation is the budget authority amount after all required flexibility transactions were processed. Flexibility is used to help manage priorities for all consolidated agencies as IT needs for each agency can change very rapidly throughout the year.

CORE RECONCILIATION DETAIL

STATE
DNR IT CONSOLIDATION

5. CORE RECONCILIATION DETAIL

	Budget Class	FTE	GR	Federal	Other	Total	Explanation
TAFP AFTER VETOES							
	PS	65.41	487,457	842,163	2,934,111	4,263,731	
	EE	0.00	63,171	1,161,928	4,283,243	5,508,342	
	PD	0.00	0	0	1	1	
	Total	65.41	550,628	2,004,091	7,217,355	9,772,074	
DEPARTMENT CORE ADJUSTMENTS							
Core Reallocation	1009 3867	EE	0.00	0	0	(5,000)	(5,000) Core reallocation from DNR OTHER to DPS OTHER to better reflect "other fund" planned spending on maintenance costs.
NET DEPARTMENT CHANGES		0.00	0	0	(5,000)	(5,000)	
DEPARTMENT CORE REQUEST							
	PS	65.41	487,457	842,163	2,934,111	4,263,731	
	EE	0.00	63,171	1,161,928	4,278,243	5,503,342	
	PD	0.00	0	0	1	1	
	Total	65.41	550,628	2,004,091	7,212,355	9,767,074	
GOVERNOR'S RECOMMENDED CORE							
	PS	65.41	487,457	842,163	2,934,111	4,263,731	
	EE	0.00	63,171	1,161,928	4,278,243	5,503,342	
	PD	0.00	0	0	1	1	
	Total	65.41	550,628	2,004,091	7,212,355	9,767,074	

DECISION ITEM SUMMARY

Budget Unit									
Decision Item	FY 2023	FY 2023	FY 2024	FY 2024	FY 2025	FY 2025	FY 2025	FY 2025	FY 2025
Budget Object Summary	ACTUAL	ACTUAL	BUDGET	BUDGET	DEPT REQ	DEPT REQ	GOV REC	GOV REC	GOV REC
Fund	DOLLAR	FTE	DOLLAR	FTE	DOLLAR	FTE	DOLLAR	FTE	DOLLAR
DNR IT CONSOLIDATION									
CORE									
PERSONAL SERVICES									
GENERAL REVENUE	435,418	6.96	487,457	4.59	487,457	4.59	487,457	4.59	487,457
OA INFORMATION TECH FED& OTHER	696,716	11.10	842,163	12.16	842,163	12.16	842,163	12.16	842,163
DNR COST ALLOCATION	2,056,745	32.84	2,934,111	48.66	2,934,111	48.66	2,934,111	48.66	2,934,111
TOTAL - PS	3,188,879	50.90	4,263,731	65.41	4,263,731	65.41	4,263,731	65.41	4,263,731
EXPENSE & EQUIPMENT									
GENERAL REVENUE	48,265	0.00	63,171	0.00	63,171	0.00	63,171	0.00	63,171
OA INFORMATION TECH FED& OTHER	1,062,049	0.00	1,161,928	0.00	1,161,928	0.00	1,161,928	0.00	1,161,928
MO AIR EMISSION REDUCTION	3,104	0.00	9,005	0.00	9,005	0.00	9,005	0.00	9,005
STATE PARKS EARNINGS	3,125	0.00	6,251	0.00	6,251	0.00	6,251	0.00	6,251
NATURAL RESOURCES REVOLVING SE	0	0.00	406	0.00	406	0.00	406	0.00	406
HISTORIC PRESERVATION REVOLV	1,850	0.00	2,489	0.00	2,489	0.00	2,489	0.00	2,489
DNR COST ALLOCATION	2,243,077	0.00	3,049,667	0.00	3,044,667	0.00	3,044,667	0.00	3,044,667
NATURAL RESOURCES PROTECTION	480	0.00	2,419	0.00	2,419	0.00	2,419	0.00	2,419
NRP-WATER POLLUTION PERMIT FEE	56,144	0.00	62,768	0.00	62,768	0.00	62,768	0.00	62,768
SOLID WASTE MGMT-SCRAP TIRE	3,313	0.00	5,894	0.00	5,894	0.00	5,894	0.00	5,894
SOLID WASTE MANAGEMENT	7,715	0.00	13,690	0.00	13,690	0.00	13,690	0.00	13,690
METALLIC MINERALS WASTE MGMT	423	0.00	575	0.00	575	0.00	575	0.00	575
NRP-AIR POLLUTION ASBESTOS FEE	1,499	0.00	2,841	0.00	2,841	0.00	2,841	0.00	2,841
PETROLEUM STORAGE TANK INS	205	0.00	5,359	0.00	5,359	0.00	5,359	0.00	5,359
UNDERGROUND STOR TANK REG PROG	4,917	0.00	2,336	0.00	2,336	0.00	2,336	0.00	2,336
NRP-AIR POLLUTION PERMIT FEE	74,129	0.00	82,601	0.00	82,601	0.00	82,601	0.00	82,601
PARKS SALES TAX	465,312	0.00	546,845	0.00	546,845	0.00	546,845	0.00	546,845
SOIL AND WATER SALES TAX	321,694	0.00	321,694	0.00	321,694	0.00	321,694	0.00	321,694
ENVIRONMENTAL RADIATION MONITR	0	0.00	338	0.00	338	0.00	338	0.00	338
GROUNDWATER PROTECTION	8,365	0.00	9,301	0.00	9,301	0.00	9,301	0.00	9,301
ENERGY SET-ASIDE PROGRAM	3,088	0.00	84,242	0.00	84,242	0.00	84,242	0.00	84,242
HAZARDOUS WASTE FUND	16,531	0.00	28,107	0.00	28,107	0.00	28,107	0.00	28,107
SAFE DRINKING WATER FUND	26,184	0.00	39,372	0.00	39,372	0.00	39,372	0.00	39,372
GEOLOGIC RESOURCES FUND	572	0.00	1,447	0.00	1,447	0.00	1,447	0.00	1,447
MINED LAND RECLAMATION	7,285	0.00	5,596	0.00	5,596	0.00	5,596	0.00	5,596
TOTAL - EE	4,359,326	0.00	5,508,342	0.00	5,503,342	0.00	5,503,342	0.00	5,503,342
PROGRAM-SPECIFIC									

1/19/24 12:30

im_disummary

DECISION ITEM SUMMARY

Budget Unit									
Decision Item	FY 2023	FY 2023	FY 2024	FY 2024	FY 2025	FY 2025	FY 2025	FY 2025	FY 2025
Budget Object Summary	ACTUAL	ACTUAL	BUDGET	BUDGET	DEPT REQ	DEPT REQ	GOV REC	GOV REC	GOV REC
Fund	DOLLAR	FTE	DOLLAR	FTE	DOLLAR	FTE	DOLLAR	FTE	DOLLAR
DNR IT CONSOLIDATION									
CORE									
PROGRAM-SPECIFIC									
DNR COST ALLOCATION	26,502	0.00	1	0.00	1	0.00	1	0.00	0.00
TOTAL - PD	26,502	0.00	1	0.00	1	0.00	1	0.00	0.00
TOTAL	7,574,707	50.90	9,772,074	65.41	9,767,074	65.41	9,767,074	65.41	65.41
Pay Plan - 000012									
PERSONAL SERVICES									
GENERAL REVENUE	0	0.00	0	0.00	0	0.00	136,441	0.00	0.00
TOTAL - PS	0	0.00	0	0.00	0	0.00	136,441	0.00	0.00
TOTAL	0	0.00	0	0.00	0	0.00	136,441	0.00	0.00
Office Productivity Tools - 1300021									
EXPENSE & EQUIPMENT									
GENERAL REVENUE	0	0.00	0	0.00	892,771	0.00	892,771	0.00	0.00
TOTAL - EE	0	0.00	0	0.00	892,771	0.00	892,771	0.00	0.00
TOTAL	0	0.00	0	0.00	892,771	0.00	892,771	0.00	0.00
DNR Telecom GR Pickup - 1300028									
EXPENSE & EQUIPMENT									
GENERAL REVENUE	0	0.00	0	0.00	940,000	0.00	0	0.00	0.00
TOTAL - EE	0	0.00	0	0.00	940,000	0.00	0	0.00	0.00
TOTAL	0	0.00	0	0.00	940,000	0.00	0	0.00	0.00
GRAND TOTAL	\$7,574,707	50.90	\$9,772,074	65.41	\$11,599,845	65.41	\$10,796,286	65.41	65.41

DECISION ITEM DETAIL

Budget Unit	FY 2023	FY 2023	FY 2024	FY 2024	FY 2025	FY 2025	FY 2025	FY 2025
Decision Item	ACTUAL	ACTUAL	BUDGET	BUDGET	DEPT REQ	DEPT REQ	GOV REC	GOV REC
Budget Object Class	DOLLAR	FTE	DOLLAR	FTE	DOLLAR	FTE	DOLLAR	FTE
DNR IT CONSOLIDATION								
CORE								
DATA PROCESSOR TECHNICAL	13,218	0.22	36,376	0.07	36,376	0.07	36,376	0.07
DATA PROCESSING MANAGER	0	0.00	92,955	0.74	92,955	0.74	92,955	0.74
SPECIAL ASST PROFESSIONAL	14,818	0.25	734	0.00	734	0.00	734	0.00
LEAD ADMIN SUPPORT ASSISTANT	3,306	0.07	33,439	0.81	33,439	0.81	33,439	0.81
ASSOC APPLICATIONS DEVELOPER	201,813	3.69	1,110,226	26.66	1,110,226	26.66	1,110,226	26.66
APPLICATIONS DEVELOPER	649,251	10.47	371,681	4.14	371,681	4.14	371,681	4.14
SENIOR APPLICATIONS DEVELOPER	172,097	2.21	746,839	10.72	746,839	10.72	746,839	10.72
APPLICATIONS DEVELOPMENT SPEC	86,240	1.00	11,283	0.10	11,283	0.10	11,283	0.10
APPLICATIONS DEVELOPMENT MGR	88,272	1.00	72,247	0.52	72,247	0.52	72,247	0.52
DATA SPECIALIST	153,138	2.00	0	0.00	0	0.00	0	0.00
DATA MANAGER	0	0.00	5,676	0.03	5,676	0.03	5,676	0.03
GEOGRAPHIC INFO SYSTEMS SPEC	206,778	3.47	407,741	3.76	407,741	3.76	407,741	3.76
GEOGRAPHIC INFO SYSTEMS DEV	128,124	2.00	0	0.00	0	0.00	0	0.00
GEOGRAPHIC INFO SYSTEMS SPV	80,124	0.99	55,087	0.64	55,087	0.64	55,087	0.64
GEOGRAPHIC INFO SYSTEMS MGR	315	0.00	0	0.00	0	0.00	0	0.00
DIR STRATEGY & PLANNING LVL 2	73,753	0.76	0	0.00	0	0.00	0	0.00
BUSINESS ANALYST	54,078	1.01	110,871	2.42	110,871	2.42	110,871	2.42
SENIOR BUSINESS ANALYST	50,105	0.72	397,321	5.80	397,321	5.80	397,321	5.80
PROJECT MANAGER	159,040	2.31	0	0.00	0	0.00	0	0.00
SENIOR PROJECT MANAGER	499	0.00	144,319	0.40	144,319	0.40	144,319	0.40
SYSTEMS ADMINISTRATION TECH	25,066	0.50	477,184	5.83	477,184	5.83	477,184	5.83
SYSTEMS ADMINISTRATION SPEC	103,599	1.67	0	0.00	0	0.00	0	0.00
SR SYSTEMS ADMINISTRATION SPEC	3,244	0.05	0	0.00	0	0.00	0	0.00
SYSTEMS ADMINISTRATOR	0	0.00	12,819	0.15	12,819	0.15	12,819	0.15
CLIENT SUPPORT TECH-TIER 2	683,471	12.76	0	0.00	0	0.00	0	0.00
SENIOR CLIENT SUPPORT TECH	127,725	2.09	176,933	2.62	176,933	2.62	176,933	2.62
CLIENT SUPPORT SUPERVISOR	85,921	1.35	0	0.00	0	0.00	0	0.00
CLIENT SUPPORT MANAGER	24,884	0.31	0	0.00	0	0.00	0	0.00
TOTAL - PS	3,188,879	50.90	4,263,731	65.41	4,263,731	65.41	4,263,731	65.41
TRAVEL, IN-STATE	1,554	0.00	5,313	0.00	5,313	0.00	5,313	0.00
SUPPLIES	2,398	0.00	17,890	0.00	17,890	0.00	17,890	0.00
PROFESSIONAL DEVELOPMENT	237	0.00	7,500	0.00	7,500	0.00	7,500	0.00

DECISION ITEM DETAIL

Budget Unit	FY 2023	FY 2023	FY 2024	FY 2024	FY 2025	FY 2025	FY 2025	FY 2025
Decision Item	ACTUAL	ACTUAL	BUDGET	BUDGET	DEPT REQ	DEPT REQ	GOV REC	GOV REC
Budget Object Class	DOLLAR	FTE	DOLLAR	FTE	DOLLAR	FTE	DOLLAR	FTE
DNR IT CONSOLIDATION								
CORE								
COMMUNICATION SERV & SUPP	940,903	0.00	983,960	0.00	983,960	0.00	983,960	0.00
PROFESSIONAL SERVICES	1,699,492	0.00	1,546,916	0.00	1,546,916	0.00	1,546,916	0.00
M&R SERVICES	1,483,059	0.00	1,409,782	0.00	1,404,782	0.00	1,404,782	0.00
COMPUTER EQUIPMENT	144,126	0.00	1,526,212	0.00	1,526,212	0.00	1,526,212	0.00
OFFICE EQUIPMENT	0	0.00	5,077	0.00	5,077	0.00	5,077	0.00
OTHER EQUIPMENT	87,557	0.00	2,491	0.00	2,491	0.00	2,491	0.00
BUILDING LEASE PAYMENTS	0	0.00	2,000	0.00	2,000	0.00	2,000	0.00
EQUIPMENT RENTALS & LEASES	0	0.00	100	0.00	100	0.00	100	0.00
MISCELLANEOUS EXPENSES	0	0.00	1,101	0.00	1,101	0.00	1,101	0.00
TOTAL - EE	4,359,326	0.00	5,508,342	0.00	5,503,342	0.00	5,503,342	0.00
DEBT SERVICE	26,502	0.00	1	0.00	1	0.00	1	0.00
TOTAL - PD	26,502	0.00	1	0.00	1	0.00	1	0.00
GRAND TOTAL	\$7,574,707	50.90	\$9,772,074	65.41	\$9,767,074	65.41	\$9,767,074	65.41
GENERAL REVENUE	\$483,683	6.96	\$550,628	4.59	\$550,628	4.59	\$550,628	4.59
FEDERAL FUNDS	\$1,758,765	11.10	\$2,004,091	12.16	\$2,004,091	12.16	\$2,004,091	12.16
OTHER FUNDS	\$5,332,259	32.84	\$7,217,355	48.66	\$7,212,355	48.66	\$7,212,355	48.66

NEW DECISION ITEM

RANK: _____ OF _____

Department: Office of Administration	Budget Unit <u>30602C</u>
Division: Information Technology Services Division	
DI Name: DNR Telecom GR Pickup DI#1300028	HB Section <u>5.030</u>

1. AMOUNT OF REQUEST

	FY 2025 Budget Request			
	GR	Federal	Other	Total
PS	0	0	0	0
EE	940,000	0	0	940,000
PSD	0	0	0	0
TRF	0	0	0	0
Total	940,000	0	0	940,000
FTE	0.00	0.00	0.00	0.00

	FY 2025 Governor's Recommendation			
	GR	Federal	Other	Total
PS	0	0	0	0
EE	0	0	0	0
PSD	0	0	0	0
TRF	0	0	0	0
Total	0	0	0	0
FTE	0.00	0.00	0.00	0.00

Est. Fringe	0	0	0	0
--------------------	---	---	---	---

Note: Fringes budgeted in House Bill 5 except for certain fringes budgeted directly to MoDOT, Highway Patrol, and Conservation.

Est. Fringe	0	0	0	0
--------------------	---	---	---	---

Note: Fringes budgeted in House Bill 5 except for certain fringes budgeted directly to MoDOT, Highway Patrol, and Conservation.

Other Funds: Not applicable
Non-Counts: Not applicable

Other Funds: Not applicable
Non-Counts: Not applicable

2. THIS REQUEST CAN BE CATEGORIZED AS:

<input type="checkbox"/> New Legislation	<input type="checkbox"/> New Program	<input type="checkbox"/> Fund Switch
<input type="checkbox"/> Federal Mandate	<input type="checkbox"/> Program Expansion	<input type="checkbox"/> Cost to Continue
<input checked="" type="checkbox"/> GR Pick-Up	<input type="checkbox"/> Space Request	<input type="checkbox"/> Equipment Replacement
<input type="checkbox"/> Pay Plan	<input type="checkbox"/> Other: _____	

NEW DECISION ITEM

RANK: _____ OF _____

Department: Office of Administration	Budget Unit	30602C	
Division: Information Technology Services Division			
DI Name: DNR Telecom GR Pickup	DI#1300028	HB Section	5.030

3. WHY IS THIS FUNDING NEEDED? PROVIDE AN EXPLANATION FOR ITEMS CHECKED IN #2. INCLUDE THE FEDERAL OR STATE STATUTORY OR CONSTITUTIONAL AUTHORIZATION FOR THIS PROGRAM.

This decision item requests a General Revenue pickup of the department's shared building telecom costs, thereby freeing up existing ITSD-DNR Other funds authority for other core needs such as IT hardware and software, hardware maintenance, and application development.

Approximately three-quarters of DNR's IT budget is funded by dedicated/other funds, some of which are experiencing solvency concerns and DNR is initiating fee stakeholder discussions.

A GR pickup will allow baseline IT services to be funded equitably across the department, improve functionality, and ensure accessibility. This will also help save some of the department's fee funds (allowing for completion of additional mission critical work), improve the timeliness and efficiency of monthly telecom payment processing, and free up some ITSD-DNR authority for other IT needs.

4. DESCRIBE THE DETAILED ASSUMPTIONS USED TO DERIVE THE SPECIFIC REQUESTED AMOUNT. (How did you determine that the requested number of FTE were appropriate? From what source or standard did you derive the requested levels of funding? Were alternatives such as outsourcing or automation considered? If based on new legislation, does request tie to TAFP fiscal note? If not, explain why. Detail which portions of the request are one-times and how those amounts were calculated.)

These telecom costs are approximately \$940,000 annually.

NEW DECISION ITEM

RANK: _____ OF _____

Department: Office of Administration	Budget Unit <u>30602C</u>
Division: Information Technology Services Division	
DI Name: DNR Telecom GR Pickup DI#1300028	HB Section <u>5.030</u>

5. BREAK DOWN THE REQUEST BY BUDGET OBJECT CLASS, JOB CLASS, AND FUND SOURCE. IDENTIFY ONE-TIME COSTS.

	Dept Req GR	Dept Req GR	Dept Req FED	Dept Req FED	Dept Req OTHER	Dept Req OTHER	Dept Req TOTAL	Dept Req TOTAL	Dept Req One-Time
Budget Object Class/Job Class	DOLLARS	FTE	DOLLARS	FTE	DOLLARS	FTE	DOLLARS	FTE	DOLLARS
340 / Communication Servs & Supplies	940,000						940,000		
Total EE	940,000		0		0		940,000		0
Program Distributions							0		
Total PSD	0		0		0		0		0
Grand Total	940,000	0.00	0	0.00	0	0.00	940,000	0.00	0

	Gov Rec GR	Gov Rec GR	Gov Rec FED	Gov Rec FED	Gov Rec OTHER	Gov Rec OTHER	Gov Rec TOTAL	Gov Rec TOTAL	Gov Rec One-Time
Budget Object Class/Job Class	DOLLARS	FTE	DOLLARS	FTE	DOLLARS	FTE	DOLLARS	FTE	DOLLARS
340 / Communication Servs & Supplies							0		
Total EE	0		0		0		0		0
Program Distributions							0		
Total PSD	0		0		0		0		0
Grand Total	0	0.00	0	0.00	0	0.00	0	0.00	0

NEW DECISION ITEM

RANK: _____ OF _____

Department: Office of Administration	Budget Unit	30602C	
Division: Information Technology Services Division			
DI Name: DNR Telecom GR Pickup	DI#1300028	HB Section	5.030

6. PERFORMANCE MEASURES (If new decision item has an associated core, separately identify projected performance with & without additional funding.)

6a. Provide an activity measure(s) for the program.

Monthly telecom bills are paid accurately and timely.

6b. Provide a measure(s) of the program's quality.

Improved payment coordination between DNR and ITSD, freeing up resources in each agency to focus on other core work efforts.

6c. Provide a measure(s) of the program's impact.

Cost savings to the department's federal and dedicated fee funds, some of which are experiencing solvency concerns, freeing up resources to focus on other core work efforts.

6d. Provide a measure(s) of the program's efficiency.

More timely payments resulting from fewer accounting lines per invoice per month.

Elimination of grant-related payment errors due to timing of grant awards (availability) and expenditures.

Fewer allotment shifts and flexes needed between the various other funds during the fiscal year.

7. STRATEGIES TO ACHIEVE THE PERFORMANCE MEASUREMENT TARGETS:

DNR will be able to provide ITSD streamlined payment information for more efficient monthly payment processing.

DECISION ITEM DETAIL

Budget Unit	FY 2023	FY 2023	FY 2024	FY 2024	FY 2025	FY 2025	FY 2025	FY 2025
Decision Item	ACTUAL	ACTUAL	BUDGET	BUDGET	DEPT REQ	DEPT REQ	GOV REC	GOV REC
Budget Object Class	DOLLAR	FTE	DOLLAR	FTE	DOLLAR	FTE	DOLLAR	FTE
DNR IT CONSOLIDATION								
DNR Telecom GR Pickup - 1300028								
COMMUNICATION SERV & SUPP	0	0.00	0	0.00	940,000	0.00	0	0.00
TOTAL - EE	0	0.00	0	0.00	940,000	0.00	0	0.00
GRAND TOTAL	\$0	0.00	\$0	0.00	\$940,000	0.00	\$0	0.00
GENERAL REVENUE	\$0	0.00	\$0	0.00	\$940,000	0.00		0.00
FEDERAL FUNDS	\$0	0.00	\$0	0.00	\$0	0.00		0.00
OTHER FUNDS	\$0	0.00	\$0	0.00	\$0	0.00		0.00

CORE DECISION ITEM

Department: Office of Administration	Budget Unit <u>30600C</u>
Division: Information Technology Services Division (ITSD)	
Core: DED IT Core	HB Section <u>05.030</u>

1. CORE FINANCIAL SUMMARY

	FY 2025 Budget Request					FY 2025 Governor's Recommendation			
	GR	Federal	Other	Total		GR	Federal	Other	Total
PS	296,188	36,494	382,476	715,158	PS	296,188	36,494	382,476	715,158
EE	454,438	337,721	546,948	1,339,107	EE	454,438	337,721	546,948	1,339,107
PSD	1,175	0	1	1,176	PSD	1,175	0	1	1,176
TRF	0	0	0	0	TRF	0	0	0	0
Total	751,801	374,215	929,425	2,055,441	Total	751,801	374,215	929,425	2,055,441
FTE	3.55	0.35	8.80	12.70	FTE	3.55	0.35	8.80	12.70

Est. Fringe	163,707	18,858	274,716	457,281
--------------------	---------	--------	---------	---------

Note: Fringes budgeted in House Bill 5 except for certain fringes budgeted directly to MoDOT, Highway Patrol, and Conservation.

Est. Fringe	163,707	18,858	274,716	457,281
--------------------	---------	--------	---------	---------

Note: Fringes budgeted in House Bill 5 except for certain fringes budgeted directly to MoDOT, Highway Patrol, and Conservation.

Other Funds: See Decision Item Summary on Following Pages

Other Funds:

2. CORE DESCRIPTION

This core request is for funding for all IT expenditures specific to the Department of Economic Development (DED), including new IT hardware and software, hardware maintenance, annual software licensing, State Data Center and telecommunications/network charges, and application development.

3. PROGRAM LISTING (list programs included in this core funding)

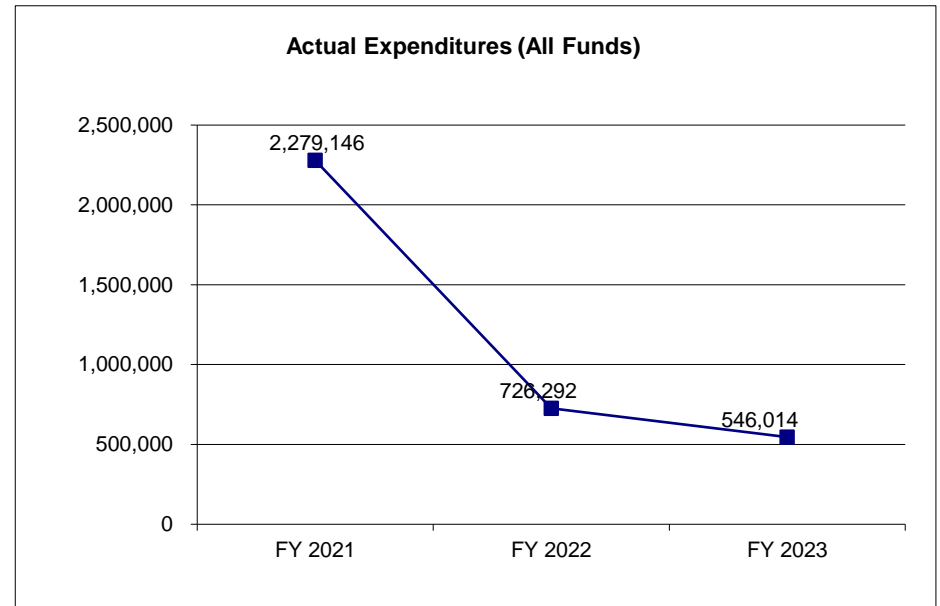
ITSD-DED

CORE DECISION ITEM

Department: Office of Administration	Budget Unit <u>30600C</u>
Division: Information Technology Services Division (ITSD)	
Core: DED IT Core	HB Section <u>05.030</u>

4. FINANCIAL HISTORY

	FY 2021 Actual	FY 2022 Actual	FY 2023 Actual	FY 2024 Current Yr.
Appropriation (All Funds)	4,598,096	1,981,643	1,946,155	2,393,474
Less Reverted (All Funds)	(110,460)	(20,652)	(22,833)	(24,054)
Less Restricted (All Funds)*	0	0	0	0
Budget Authority (All Funds)	4,487,636	1,960,991	1,923,322	2,369,420
Actual Expenditures (All Funds)	2,279,146	726,292	546,014	N/A
Unexpended (All Funds)	2,208,490	1,234,699	1,377,308	N/A
Unexpended, by Fund:				
General Revenue	167,102	3,825	346,825	N/A
Federal	1,318,041	299,484	338,137	N/A
Other	723,348	931,390	692,346	N/A



*Current Year restricted amount is as of _____.

Reverted includes the statutory three percent reserve amount (when applicable).

Restricted includes any Governor's expenditure restrictions which remained at the end of the fiscal year (when applicable).

NOTES:

Actual appropriation is the budget authority amount after all required flexibility transactions were processed. Flexibility is used to help manage priorities for all consolidated agencies as IT needs for each agency can change very rapidly throughout the year. All GR supporting this section was erroneously changed to federal stimulus in FY22 budget cycle - there was an NDI request to accompany this core to get the GR back for DED.

CORE RECONCILIATION DETAIL

STATE
DED IT CONSOLIDATION

5. CORE RECONCILIATION DETAIL

			Budget Class	FTE	GR	Federal	Other	Total	Explanation
TAFP AFTER VETOES									
			PS	12.70	346,188	36,494	544,447	927,129	
			EE	0.00	454,438	337,721	673,010	1,465,169	
			PD	0.00	1,175	0	1	1,176	
			Total	12.70	801,801	374,215	1,217,458	2,393,474	
DEPARTMENT CORE ADJUSTMENTS									
Core Reduction	1015 3655		PS	0.00	0	0	(161,971)	(161,971)	Core Reduction associated with the NDI fund swap request. Cash cannot be supported in Other Funds.
Core Reduction	1015 3656		EE	0.00	0	0	(126,062)	(126,062)	Core Reduction associated with the NDI fund swap request. Cash cannot be supported in Other Funds.
Core Reallocation	1012 3758		PS	0.00	(50,000)	0	0	(50,000)	Core reallocation from DED IT PS to OA IT PS to better reflect planned GR PS spending.
			NET DEPARTMENT CHANGES	0.00	(50,000)	0	(288,033)	(338,033)	
DEPARTMENT CORE REQUEST									
			PS	12.70	296,188	36,494	382,476	715,158	
			EE	0.00	454,438	337,721	546,948	1,339,107	
			PD	0.00	1,175	0	1	1,176	
			Total	12.70	751,801	374,215	929,425	2,055,441	
GOVERNOR'S RECOMMENDED CORE									
			PS	12.70	296,188	36,494	382,476	715,158	
			EE	0.00	454,438	337,721	546,948	1,339,107	

CORE RECONCILIATION DETAIL

**STATE
DED IT CONSOLIDATION**

5. CORE RECONCILIATION DETAIL

GOVERNOR'S RECOMMENDED CORE	Budget Class	FTE	GR	Federal	Other	Total	Explanation
	PD	0.00	1,175	0	1	1,176	
	Total	12.70	751,801	374,215	929,425	2,055,441	

DECISION ITEM SUMMARY

Budget Unit									
Decision Item	FY 2023	FY 2023	FY 2024	FY 2024	FY 2025	FY 2025	FY 2025	FY 2025	FY 2025
Budget Object Summary	ACTUAL	ACTUAL	BUDGET	BUDGET	DEPT REQ	DEPT REQ	GOV REC	GOV REC	GOV REC
Fund	DOLLAR	FTE	DOLLAR	FTE	DOLLAR	FTE	DOLLAR	FTE	DOLLAR
DED IT CONSOLIDATION									
CORE									
PERSONAL SERVICES									
GENERAL REVENUE	105,153	1.63	346,188	3.55	296,188	3.55	296,188	3.55	296,188
OA INFORMATION TECH FED& OTHER	0	0.00	36,494	0.35	36,494	0.35	36,494	0.35	36,494
DED ADMINISTRATIVE	36,262	0.60	382,476	8.80	382,476	8.80	382,476	8.80	382,476
ECON DEVELOP ADVANCEMENT FUND	0	0.00	161,971	0.00	0	0.00	0	0.00	0
TOTAL - PS	141,415	2.23	927,129	12.70	715,158	12.70	715,158	12.70	715,158
EXPENSE & EQUIPMENT									
GENERAL REVENUE	284,317	0.00	454,438	0.00	454,438	0.00	454,438	0.00	454,438
OA INFORMATION TECH FED& OTHER	33,156	0.00	337,721	0.00	337,721	0.00	337,721	0.00	337,721
DIVISION OF TOURISM SUPPL REV	34,779	0.00	66,478	0.00	66,478	0.00	66,478	0.00	66,478
DED ADMINISTRATIVE	52,347	0.00	477,709	0.00	477,709	0.00	477,709	0.00	477,709
INTERNATIONAL PROMOTIONS REVOL	0	0.00	2,761	0.00	2,761	0.00	2,761	0.00	2,761
ECON DEVELOP ADVANCEMENT FUND	0	0.00	126,062	0.00	0	0.00	0	0.00	0
TOTAL - EE	404,599	0.00	1,465,169	0.00	1,339,107	0.00	1,339,107	0.00	1,339,107
PROGRAM-SPECIFIC									
GENERAL REVENUE	0	0.00	1,175	0.00	1,175	0.00	1,175	0.00	1,175
DED ADMINISTRATIVE	0	0.00	1	0.00	1	0.00	1	0.00	1
TOTAL - PD	0	0.00	1,176	0.00	1,176	0.00	1,176	0.00	1,176
TOTAL	546,014	2.23	2,393,474	12.70	2,055,441	12.70	2,055,441	12.70	2,055,441
Pay Plan - 0000012									
PERSONAL SERVICES									
GENERAL REVENUE	0	0.00	0	0.00	0	0.00	11,483	0.00	11,483
OA INFORMATION TECH FED& OTHER	0	0.00	0	0.00	0	0.00	1,167	0.00	1,167
DED ADMINISTRATIVE	0	0.00	0	0.00	0	0.00	12,240	0.00	12,240
TOTAL - PS	0	0.00	0	0.00	0	0.00	24,890	0.00	24,890
TOTAL	0	0.00	0	0.00	0	0.00	24,890	0.00	24,890
Office Productivity Tools - 1300021									
EXPENSE & EQUIPMENT									

1/19/24 12:30

im_disummary

DECISION ITEM SUMMARY

Budget Unit									
Decision Item	FY 2023	FY 2023	FY 2024	FY 2024	FY 2025	FY 2025	FY 2025	FY 2025	FY 2025
Budget Object Summary	ACTUAL	ACTUAL	BUDGET	BUDGET	DEPT REQ	DEPT REQ	GOV REC	GOV REC	GOV REC
Fund	DOLLAR	FTE	DOLLAR	FTE	DOLLAR	FTE	DOLLAR	FTE	DOLLAR
DED IT CONSOLIDATION									
Office Productivity Tools - 1300021									
EXPENSE & EQUIPMENT									
GENERAL REVENUE	0	0.00	0	0.00	62,702	0.00	62,702	0.00	0.00
TOTAL - EE	0	0.00	0	0.00	62,702	0.00	62,702	0.00	0.00
TOTAL	0	0.00	0	0.00	62,702	0.00	62,702	0.00	0.00
DED Project Tomorrow Fund Swit - 1300038									
PERSONAL SERVICES									
GENERAL REVENUE	0	0.00	0	0.00	62,640	0.00	62,640	0.00	0.00
TOTAL - PS	0	0.00	0	0.00	62,640	0.00	62,640	0.00	0.00
EXPENSE & EQUIPMENT									
GENERAL REVENUE	0	0.00	0	0.00	234,034	0.00	234,034	0.00	0.00
TOTAL - EE	0	0.00	0	0.00	234,034	0.00	234,034	0.00	0.00
TOTAL	0	0.00	0	0.00	296,674	0.00	296,674	0.00	0.00
GRAND TOTAL	\$546,014	2.23	\$2,393,474	12.70	\$2,414,817	12.70	\$2,439,707	12.70	12.70

DECISION ITEM DETAIL

Budget Unit	FY 2023	FY 2023	FY 2024	FY 2024	FY 2025	FY 2025	FY 2025	FY 2025
Decision Item	ACTUAL	ACTUAL	BUDGET	BUDGET	DEPT REQ	DEPT REQ	GOV REC	GOV REC
Budget Object Class	DOLLAR	FTE	DOLLAR	FTE	DOLLAR	FTE	DOLLAR	FTE
DED IT CONSOLIDATION								
CORE								
DATA PROCESSOR TECHNICAL	39	0.00	389	0.00	389	0.00	389	0.00
DATA PROCESSING MANAGER	0	0.00	33,202	0.35	33,202	0.35	33,202	0.35
MISCELLANEOUS PROFESSIONAL	5	0.00	0	0.00	0	0.00	0	0.00
LEAD ADMIN SUPPORT ASSISTANT	3,081	0.07	3,202	0.07	3,202	0.07	3,202	0.07
ASSOC APPLICATIONS DEVELOPER	21,857	0.42	430,690	8.88	405,690	8.88	405,690	8.88
APPLICATIONS DEVELOPER	32,982	0.50	231,361	1.16	105,205	1.16	105,205	1.16
SENIOR APPLICATIONS DEVELOPER	50,693	0.72	65,505	0.53	65,505	0.53	65,505	0.53
APPLICATIONS DEVELOPMENT MGR	1,048	0.02	0	0.00	0	0.00	0	0.00
DATA ANALYST	7	0.00	0	0.00	0	0.00	0	0.00
DATA MANAGER	0	0.00	4	0.00	4	0.00	4	0.00
GEOGRAPHIC INFO SYSTEMS SPEC	5,254	0.10	20,238	0.17	20,238	0.17	20,238	0.17
GEOGRAPHIC INFO SYSTEMS SPV	247	0.00	0	0.00	0	0.00	0	0.00
DIR STRATEGY & PLANNING LVL 1	7,091	0.09	0	0.00	0	0.00	0	0.00
BUSINESS ANALYST	0	0.00	20,670	0.38	20,670	0.38	20,670	0.38
SENIOR BUSINESS ANALYST	424	0.01	11,939	0.00	11,939	0.00	11,939	0.00
PROJECT MANAGER	34	0.00	0	0.00	0	0.00	0	0.00
SENIOR PROJECT MANAGER	0	0.00	7	0.00	7	0.00	7	0.00
PROJECT MANAGER DIRECTOR	20	0.00	0	0.00	0	0.00	0	0.00
QUALITY CONTROL TECHNICIAN	0	0.00	66,106	0.00	5,291	0.00	5,291	0.00
SYSTEMS ADMINISTRATION TECH	107	0.00	38,441	1.02	38,441	1.02	38,441	1.02
SYSTEMS ADMINISTRATION SPEC	28	0.00	0	0.00	0	0.00	0	0.00
CLIENT SUPPORT TECH-TIER 2	4,492	0.09	0	0.00	0	0.00	0	0.00
SENIOR CLIENT SUPPORT TECH	2,720	0.04	5,334	0.14	5,334	0.14	5,334	0.14
CLIENT SUPPORT SUPERVISOR	11,286	0.17	0	0.00	0	0.00	0	0.00
OTHER	0	0.00	41	0.00	41	0.00	41	0.00
TOTAL - PS	141,415	2.23	927,129	12.70	715,158	12.70	715,158	12.70
TRAVEL, IN-STATE	60	0.00	1,135	0.00	1,135	0.00	1,135	0.00
TRAVEL, OUT-OF-STATE	0	0.00	91	0.00	91	0.00	91	0.00
SUPPLIES	0	0.00	9,779	0.00	9,779	0.00	9,779	0.00
PROFESSIONAL DEVELOPMENT	0	0.00	9,501	0.00	501	0.00	501	0.00
COMMUNICATION SERV & SUPP	43,093	0.00	66,986	0.00	66,986	0.00	66,986	0.00
PROFESSIONAL SERVICES	169,458	0.00	689,956	0.00	629,956	0.00	629,956	0.00

DECISION ITEM DETAIL

Budget Unit	FY 2023	FY 2023	FY 2024	FY 2024	FY 2025	FY 2025	FY 2025	FY 2025
Decision Item	ACTUAL	ACTUAL	BUDGET	BUDGET	DEPT REQ	DEPT REQ	GOV REC	GOV REC
Budget Object Class	DOLLAR	FTE	DOLLAR	FTE	DOLLAR	FTE	DOLLAR	FTE
DED IT CONSOLIDATION								
CORE								
M&R SERVICES	150,902	0.00	418,187	0.00	418,187	0.00	418,187	0.00
COMPUTER EQUIPMENT	32,948	0.00	248,773	0.00	191,711	0.00	191,711	0.00
MOTORIZED EQUIPMENT	0	0.00	1,100	0.00	1,100	0.00	1,100	0.00
OFFICE EQUIPMENT	0	0.00	5,000	0.00	5,000	0.00	5,000	0.00
OTHER EQUIPMENT	8,138	0.00	12,661	0.00	12,661	0.00	12,661	0.00
MISCELLANEOUS EXPENSES	0	0.00	2,000	0.00	2,000	0.00	2,000	0.00
TOTAL - EE	404,599	0.00	1,465,169	0.00	1,339,107	0.00	1,339,107	0.00
DEBT SERVICE	0	0.00	1,176	0.00	1,176	0.00	1,176	0.00
TOTAL - PD	0	0.00	1,176	0.00	1,176	0.00	1,176	0.00
GRAND TOTAL	\$546,014	2.23	\$2,393,474	12.70	\$2,055,441	12.70	\$2,055,441	12.70
GENERAL REVENUE	\$389,470	1.63	\$801,801	3.55	\$751,801	3.55	\$751,801	3.55
FEDERAL FUNDS	\$33,156	0.00	\$374,215	0.35	\$374,215	0.35	\$374,215	0.35
OTHER FUNDS	\$123,388	0.60	\$1,217,458	8.80	\$929,425	8.80	\$929,425	8.80

NEW DECISION ITEM

RANK: _____ OF _____

Department Office of Administration	Budget Unit <u>30600C</u>
Division: Information Technology Services Division	
DI Name: DED Project Tomorrow Fund Switch DI#1300038	HB Section <u>05.030</u>

1. AMOUNT OF REQUEST

	FY 2025 Budget Request					FY 2025 Governor's Recommendation			
	GR	Federal	Other	Total		GR	Federal	Other	Total
PS	62,640	0	0	62,640	PS	62,640	0	0	62,640
EE	234,034	0	0	234,034	EE	234,034	0	0	234,034
PSD	0	0	0	0	PSD	0	0	0	0
TRF	0	0	0	0	TRF	0	0	0	0
Total	<u>296,674</u>	<u>0</u>	<u>0</u>	<u>296,674</u>	Total	<u>296,674</u>	<u>0</u>	<u>0</u>	<u>296,674</u>
FTE	0.00	0.00	0.00	0.00	FTE	0.00	0.00	0.00	0.00

Est. Fringe	23,346	0	0	23,346
--------------------	--------	---	---	--------

Note: Fringes budgeted in House Bill 5 except for certain fringes budgeted directly to MoDOT, Highway Patrol, and Conservation.

Est. Fringe	23,346	0	0	23,346
--------------------	--------	---	---	--------

Note: Fringes budgeted in House Bill 5 except for certain fringes budgeted directly to MoDOT, Highway Patrol, and Conservation.

Other Funds:
Non-Counts:

Other Funds:
Non-Counts:

2. THIS REQUEST CAN BE CATEGORIZED AS:

<input type="checkbox"/> New Legislation	<input type="checkbox"/> New Program	<input checked="" type="checkbox"/> Fund Switch
<input type="checkbox"/> Federal Mandate	<input type="checkbox"/> Program Expansion	<input type="checkbox"/> Cost to Continue
<input type="checkbox"/> GR Pick-Up	<input type="checkbox"/> Space Request	<input type="checkbox"/> Equipment Replacement
<input type="checkbox"/> Pay Plan	<input type="checkbox"/> Other: _____	

3. WHY IS THIS FUNDING NEEDED? PROVIDE AN EXPLANATION FOR ITEMS CHECKED IN #2. INCLUDE THE FEDERAL OR STATE STATUTORY OR CONSTITUTIONAL AUTHORIZATION FOR THIS PROGRAM.

This New Decision Item is needed to change the Project Tomorrow funding source for the Office of Administration's Information Technology Services Division from the Economic Development Advancement Fund (EDAF) to General Revenue. The original FY2024 Project Tomorrow NDI requested General Revenue; however, the approved funding was from EDAF. The Department of Economic Development (DED) has determined EDAF can no longer support the number of assigned appropriations; therefore, OA/ITSD is requesting this appropriation be funded by GR in order to ensure the project can be completed. Please refer to the graph on page 4. Project Tomorrow will provide better efficacies by providing one system to track and consolidate DED's various grant and tax credit programs to help ensure compliance with state and federal mandates and provide quality customer service.

NEW DECISION ITEM

RANK: _____ OF _____

Department Office of Administration	Budget Unit <u>30600C</u>
Division: Information Technology Services Division	
DI Name: DED Project Tomorrow Fund Switch DI#1300038	HB Section <u>05.030</u>

4. DESCRIBE THE DETAILED ASSUMPTIONS USED TO DERIVE THE SPECIFIC REQUESTED AMOUNT. (How did you determine that the requested number of FTE were appropriate? From what source or standard did you derive the requested levels of funding? Were alternatives such as outsourcing or automation considered? If based on new legislation, does request tie to TAFP fiscal note? If not, explain why. Detail which portions of the request are one-times and how those amounts were calculated.)

There is a corresponding core reduction from EDAF. This funding is needed from GR to ensure the project can be completed.

5. BREAK DOWN THE REQUEST BY BUDGET OBJECT CLASS, JOB CLASS, AND FUND SOURCE. IDENTIFY ONE-TIME COSTS.

Budget Object Class/Job Class	Dept Req GR DOLLARS	Dept Req GR FTE	Dept Req FED DOLLARS	Dept Req FED FTE	Dept Req OTHER DOLLARS	Dept Req OTHER FTE	Dept Req TOTAL DOLLARS	Dept Req TOTAL FTE	Dept Req One-Time DOLLARS
14QC10-Quality Control Technician	62,640						62,640	0.0	
Total PS	62,640	0.0	0	0.0	0	0.0	62,640	0.0	0
400-Professional Services	234,034						234,034		
Total EE	234,034		0		0		234,034		0
Program Distributions							0		
Total PSD	0		0		0		0		0
Transfers							0		
Total TRF	0		0		0		0		0
Grand Total	296,674	0.0	0	0.0	0	0.0	296,674	0.0	0

NEW DECISION ITEM

RANK: _____ OF _____

Department Office of Administration		Budget Unit		30600C							
Division: Information Technology Services Division											
DI Name: DED Project Tomorrow Fund Switch		DI#1300038		HB Section		05.030					
		Gov Rec	Gov Rec	Gov Rec	Gov Rec	Gov Rec	Gov Rec	Gov Rec	Gov Rec	Gov Rec	Gov Rec
		GR	GR	FED	FED	OTHER	OTHER	TOTAL	TOTAL	One-Time	
Budget Object Class/Job Class		DOLLARS	FTE	DOLLARS	FTE	DOLLARS	FTE	DOLLARS	FTE	DOLLARS	
								0			
14QC10-Quality Control Technician		62,640						62,640	0.0		
Total PS		62,640	0.0	0	0.0	0	0.0	62,640	0.0	0	
								0			
400-Professional Services		234,034						234,034			
Total EE		234,034		0		0		234,034		0	
Program Distributions								0			
Total PSD		0		0		0		0		0	
Transfers								0			
Total TRF		0		0		0		0		0	
Grand Total		296,674	0.0	0	0.0	0	0.0	296,674	0.0	0	

NEW DECISION ITEM
RANK: _____ **OF** _____

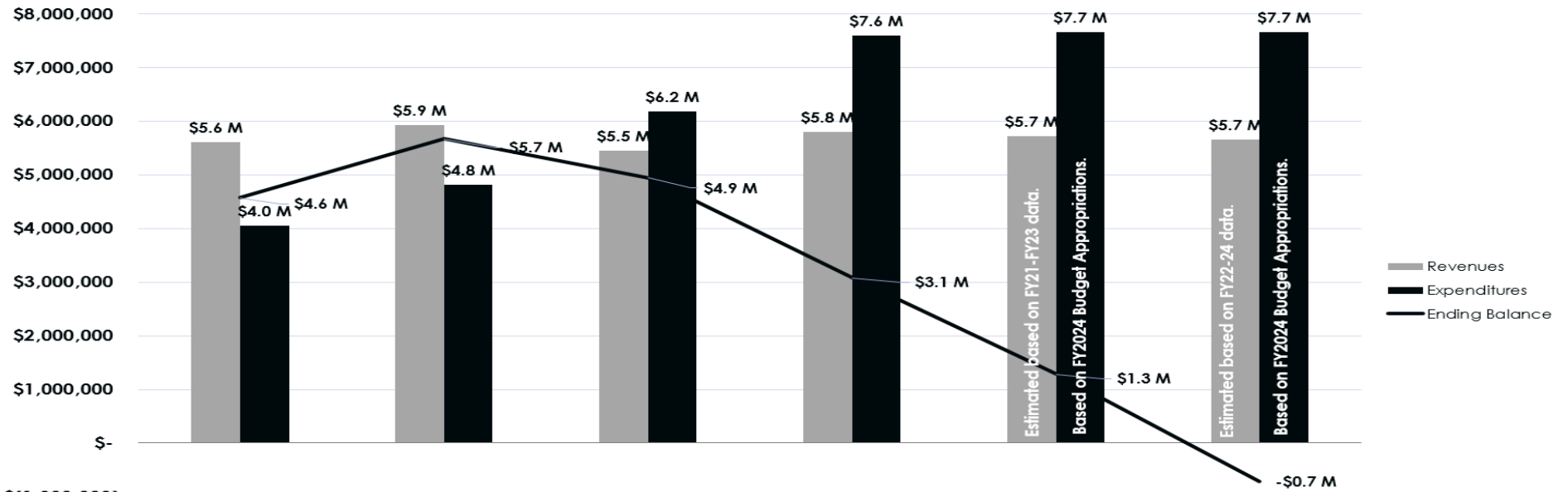
Department Office of Administration	Budget Unit 30600C
Division: Information Technology Services Division	
DI Name: DED Project Tomorrow Fund Switch DI#1300038	HB Section 05.030

6. PERFORMANCE MEASURES (If new decision item has an associated core, separately identify projected performance with & without additional funding.)

The chart below shows the EDAF revenues and expenditures from FY2020 through FY2025. We project that FY2025 will end with a negative balance if some appropriations are not moved to other fund sources.

DED estimates with approval of the NDIs from DED and OA, the fund balance will grow to a balance of \$1.8 million by the end of FY2025.

Economic Development Advancement Fund Balance Before Fund Switches



\$(1,000,000)	FY20	FY21	FY22	FY23	FY24 (Est.)	FY25 (Est.)
Revenues	\$5,614,495.72	\$5,922,239.72	\$5,457,013.47	\$5,801,163.66	\$5,726,805.62	\$5,661,660.92
Expenditures	\$4,049,944.26	\$4,818,802.50	\$6,185,502.87	\$7,592,352.00	\$7,663,434.00	\$7,663,434.00
Ending Balance	\$4,570,494.21	\$5,673,931.43	\$4,945,442.03	\$3,081,944.44	\$1,284,098.05	\$(717,675.03)

7. STRATEGIES TO ACHIEVE THE PERFORMANCE MEASUREMENT TARGETS:

This is a fund switch only.

DECISION ITEM DETAIL

Budget Unit	FY 2023	FY 2023	FY 2024	FY 2024	FY 2025	FY 2025	FY 2025	FY 2025
Decision Item	ACTUAL	ACTUAL	BUDGET	BUDGET	DEPT REQ	DEPT REQ	GOV REC	GOV REC
Budget Object Class	DOLLAR	FTE	DOLLAR	FTE	DOLLAR	FTE	DOLLAR	FTE
DED IT CONSOLIDATION								
DED Project Tomorrow Fund Swit - 1300038								
QUALITY CONTROL TECHNICIAN	0	0.00	0	0.00	62,640	0.00	62,640	0.00
TOTAL - PS	0	0.00	0	0.00	62,640	0.00	62,640	0.00
PROFESSIONAL SERVICES	0	0.00	0	0.00	234,034	0.00	234,034	0.00
TOTAL - EE	0	0.00	0	0.00	234,034	0.00	234,034	0.00
GRAND TOTAL	\$0	0.00	\$0	0.00	\$296,674	0.00	\$296,674	0.00
GENERAL REVENUE	\$0	0.00	\$0	0.00	\$296,674	0.00	\$296,674	0.00
FEDERAL FUNDS	\$0	0.00	\$0	0.00	\$0	0.00	\$0	0.00
OTHER FUNDS	\$0	0.00	\$0	0.00	\$0	0.00	\$0	0.00

CORE DECISION ITEM

Department: Office of Administration	Budget Unit <u>30598C</u>
Division: Information Technology Services Division (ITSD)	
Core: DCI IT Core	HB Section <u>05.030</u>

1. CORE FINANCIAL SUMMARY

	FY 2025 Budget Request					FY 2025 Governor's Recommendation			
	GR	Federal	Other	Total		GR	Federal	Other	Total
PS	1,186	0	1,354,482	1,355,668	PS	1,186	0	1,354,482	1,355,668
EE	35,920	0	1,567,683	1,603,603	EE	35,920	0	1,567,683	1,603,603
PSD	80	0	6	86	PSD	80	0	6	86
Total	<u>37,186</u>	<u>0</u>	<u>2,922,171</u>	<u>2,959,357</u>	Total	<u>37,186</u>	<u>0</u>	<u>2,922,171</u>	<u>2,959,357</u>
FTE	0.00	0.00	17.47	17.47	FTE	0.00	0.00	17.47	17.47

Est. Fringe	442	0	767,197	767,639
--------------------	-----	---	---------	---------

Note: Fringes budgeted in House Bill 5 except for certain fringes budgeted directly to MoDOT, Highway Patrol, and Conservation.

Est. Fringe	442	0	767,197	767,639
--------------------	-----	---	---------	---------

Note: Fringes budgeted in House Bill 5 except for certain fringes budgeted directly to MoDOT, Highway Patrol, and Conservation.

Other Funds: See Decision Item Summary on Following Pages

Other Funds:

2. CORE DESCRIPTION

This core request is for funding for all IT expenditures specific to the Department of Commerce and Insurance (DCI), including new IT hardware and software, hardware maintenance, annual software licensing, State Data Center and telecommunications/network charges, and application development.

3. PROGRAM LISTING (list programs included in this core funding)

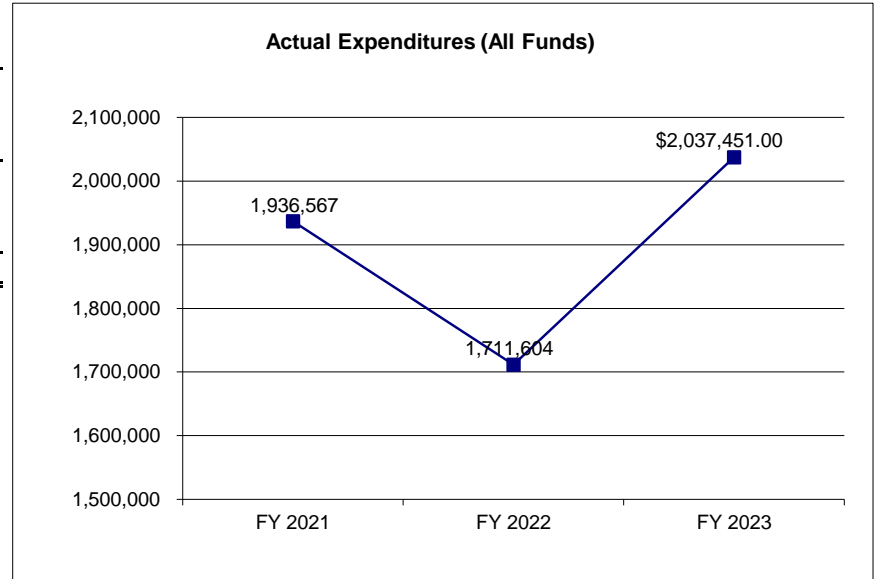
ITSD-DCI

CORE DECISION ITEM

Department: Office of Administration	Budget Unit <u>30598C</u>
Division: Information Technology Services Division (ITSD)	
Core: DCI IT Core	HB Section <u>05.030</u>

4. FINANCIAL HISTORY

	FY 2021 <u>Actual</u>	FY 2022 <u>Actual</u>	FY 2023 <u>Actual</u>	FY 2024 <u>Current Yr.</u>
Appropriation (All Funds)	2,708,413	2,740,415	2,825,656.00	2,959,357.00
Less Reverted (All Funds)	0	(60.00)	(63.00)	(1,116.00)
Less Restricted (All Funds)*	0	0	0	0
Budget Authority (All Funds)	2,708,413	2,740,355	2,825,593	2,958,241
Actual Expenditures (All Funds)	1,936,567	1,711,604	\$ 2,037,451.00	N/A
Unexpended (All Funds)	771,846	1,028,751	788,142	N/A
Unexpended, by Fund:				
General Revenue	0	197	1,461.00	N/A
Federal	0	0	-	N/A
Other	771,846	1,028,554	786,681.00	N/A



*Current Year restricted amount is as of _____.

Reverted includes the statutory three percent reserve amount (when applicable).

Restricted includes any Governor's expenditure restrictions which remained at the end of the fiscal year (when applicable).

NOTES:

Actual appropriation is the budget authority amount after all required flexibility transactions were processed. Flexibility is used to help manage priorities for all consolidated agencies as IT needs for each agency can change very rapidly throughout the year.

CORE RECONCILIATION DETAIL

STATE
DCI IT CONSOLIDATION

5. CORE RECONCILIATION DETAIL

	Budget Class	FTE	GR	Federal	Other	Total	Explanation
TAFP AFTER VETOES							
	PS	17.47	1,186	0	1,354,482	1,355,668	
	EE	0.00	35,920	0	1,567,683	1,603,603	
	PD	0.00	80	0	6	86	
	Total	17.47	37,186	0	2,922,171	2,959,357	
DEPARTMENT CORE REQUEST							
	PS	17.47	1,186	0	1,354,482	1,355,668	
	EE	0.00	35,920	0	1,567,683	1,603,603	
	PD	0.00	80	0	6	86	
	Total	17.47	37,186	0	2,922,171	2,959,357	
GOVERNOR'S RECOMMENDED CORE							
	PS	17.47	1,186	0	1,354,482	1,355,668	
	EE	0.00	35,920	0	1,567,683	1,603,603	
	PD	0.00	80	0	6	86	
	Total	17.47	37,186	0	2,922,171	2,959,357	

DECISION ITEM SUMMARY

Budget Unit								
Decision Item	FY 2023	FY 2023	FY 2024	FY 2024	FY 2025	FY 2025	FY 2025	FY 2025
Budget Object Summary	ACTUAL	ACTUAL	BUDGET	BUDGET	DEPT REQ	DEPT REQ	GOV REC	GOV REC
Fund	DOLLAR	FTE	DOLLAR	FTE	DOLLAR	FTE	DOLLAR	FTE
DCI IT CONSOLIDATION								
CORE								
PERSONAL SERVICES								
GENERAL REVENUE	1,673	0.03	1,186	0.00	1,186	0.00	1,186	0.00
DCI ADMINISTRATIVE	16,470	0.27	126,875	0.23	126,875	0.23	126,875	0.23
DIVISION OF FINANCE	19,303	0.33	72,126	1.00	72,126	1.00	72,126	1.00
INSURANCE DEDICATED FUND	316,397	5.36	659,574	11.50	659,574	11.50	659,574	11.50
PROFESSIONAL REGISTRATION FEES	460,604	7.12	495,907	4.74	495,907	4.74	495,907	4.74
TOTAL - PS	814,447	13.11	1,355,668	17.47	1,355,668	17.47	1,355,668	17.47
EXPENSE & EQUIPMENT								
GENERAL REVENUE	8,698	0.00	35,920	0.00	35,920	0.00	35,920	0.00
DCI ADMINISTRATIVE	9,342	0.00	26,835	0.00	26,835	0.00	26,835	0.00
DIVISION OF CREDIT UNIONS	8,142	0.00	12,103	0.00	12,103	0.00	12,103	0.00
DIVISION OF FINANCE	145,340	0.00	171,042	0.00	171,042	0.00	171,042	0.00
INSURANCE EXAMINERS FUND	49,305	0.00	121,327	0.00	121,327	0.00	121,327	0.00
INSURANCE DEDICATED FUND	352,608	0.00	401,042	0.00	401,042	0.00	401,042	0.00
PROFESSIONAL REGISTRATION FEES	649,569	0.00	835,334	0.00	835,334	0.00	835,334	0.00
TOTAL - EE	1,223,004	0.00	1,603,603	0.00	1,603,603	0.00	1,603,603	0.00
PROGRAM-SPECIFIC								
GENERAL REVENUE	0	0.00	80	0.00	80	0.00	80	0.00
DCI ADMINISTRATIVE	0	0.00	1	0.00	1	0.00	1	0.00
DIVISION OF CREDIT UNIONS	0	0.00	1	0.00	1	0.00	1	0.00
DIVISION OF FINANCE	0	0.00	1	0.00	1	0.00	1	0.00
INSURANCE EXAMINERS FUND	0	0.00	1	0.00	1	0.00	1	0.00
INSURANCE DEDICATED FUND	0	0.00	1	0.00	1	0.00	1	0.00
PROFESSIONAL REGISTRATION FEES	0	0.00	1	0.00	1	0.00	1	0.00
TOTAL - PD	0	0.00	86	0.00	86	0.00	86	0.00
TOTAL	2,037,451	13.11	2,959,357	17.47	2,959,357	17.47	2,959,357	17.47
Pay Plan - 0000012								
PERSONAL SERVICES								
GENERAL REVENUE	0	0.00	0	0.00	0	0.00	39	0.00
DCI ADMINISTRATIVE	0	0.00	0	0.00	0	0.00	4,060	0.00
DIVISION OF FINANCE	0	0.00	0	0.00	0	0.00	2,308	0.00
INSURANCE DEDICATED FUND	0	0.00	0	0.00	0	0.00	21,106	0.00

1/19/24 12:30

im_disummary

DECISION ITEM SUMMARY

Budget Unit									
Decision Item	FY 2023	FY 2023	FY 2024	FY 2024	FY 2025	FY 2025	FY 2025	FY 2025	FY 2025
Budget Object Summary	ACTUAL	ACTUAL	BUDGET	BUDGET	DEPT REQ	DEPT REQ	GOV REC	GOV REC	GOV REC
Fund	DOLLAR	FTE	DOLLAR	FTE	DOLLAR	FTE	DOLLAR	FTE	DOLLAR
DCI IT CONSOLIDATION									
Pay Plan - 0000012									
PERSONAL SERVICES									
PROFESSIONAL REGISTRATION FEES	0	0.00	0	0.00	0	0.00	15,869	0.00	0.00
TOTAL - PS	0	0.00	0	0.00	0	0.00	43,382	0.00	0.00
TOTAL	0	0.00	0	0.00	0	0.00	43,382	0.00	0.00
Office Productivity Tools - 1300021									
EXPENSE & EQUIPMENT									
GENERAL REVENUE	0	0.00	0	0.00	217,068	0.00	217,068	0.00	0.00
TOTAL - EE	0	0.00	0	0.00	217,068	0.00	217,068	0.00	0.00
TOTAL	0	0.00	0	0.00	217,068	0.00	217,068	0.00	0.00
GRAND TOTAL	\$2,037,451	13.11	\$2,959,357	17.47	\$3,176,425	17.47	\$3,219,807	17.47	17.47

DECISION ITEM DETAIL

Budget Unit	FY 2023	FY 2023	FY 2024	FY 2024	FY 2025	FY 2025	FY 2025	FY 2025
Decision Item	ACTUAL	ACTUAL	BUDGET	BUDGET	DEPT REQ	DEPT REQ	GOV REC	GOV REC
Budget Object Class	DOLLAR	FTE	DOLLAR	FTE	DOLLAR	FTE	DOLLAR	FTE
DCI IT CONSOLIDATION								
CORE								
INFORMATION TECHNOLOGY SPEC I	0	0.00	4	0.00	4	0.00	4	0.00
DATA PROCESSOR TECHNICAL	3,525	0.11	0	0.00	0	0.00	0	0.00
DATA PROCESSING MANAGER	0	0.00	66,992	0.60	66,992	0.60	66,992	0.60
ASSOC APPLICATIONS DEVELOPER	79,186	1.64	395,814	5.90	395,814	5.90	395,814	5.90
APPLICATIONS DEVELOPER	244,342	3.97	248,370	2.74	248,370	2.74	248,370	2.74
SENIOR APPLICATIONS DEVELOPER	86,749	1.13	144,700	1.00	144,700	1.00	144,700	1.00
APPLICATIONS DEVELOPMENT SPEC	0	0.00	28,088	0.25	28,088	0.25	28,088	0.25
APPLICATIONS DEVELOPMENT MGR	17,800	0.21	29,820	0.00	29,820	0.00	29,820	0.00
GEOGRAPHIC INFO SYSTEMS SPV	114	0.00	0	0.00	0	0.00	0	0.00
DIR STRATEGY & PLANNING LVL 1	89,370	1.29	0	0.00	0	0.00	0	0.00
BUSINESS ANALYST	82,099	1.36	114,040	1.00	114,040	1.00	114,040	1.00
SENIOR BUSINESS ANALYST	15,099	0.19	13,255	0.00	13,255	0.00	13,255	0.00
PROJECT MANAGER	57,428	0.94	143,843	2.23	143,843	2.23	143,843	2.23
SENIOR PROJECT MANAGER	0	0.00	1	0.00	1	0.00	1	0.00
NETWORK INFRASTRUCTURE TECH	121	0.00	0	0.00	0	0.00	0	0.00
NETWORK INFRASTRUCTURE SPV	18	0.00	0	0.00	0	0.00	0	0.00
QUALITY CONTROL SPECIALIST	34,682	0.53	0	0.00	0	0.00	0	0.00
SYSTEMS ADMINISTRATION TECH	20,839	0.37	170,225	3.75	170,225	3.75	170,225	3.75
SYSTEMS ADMINISTRATION SPEC	18,846	0.29	0	0.00	0	0.00	0	0.00
SR SYSTEMS ADMINISTRATION SPEC	6,816	0.10	0	0.00	0	0.00	0	0.00
SYSTEMS ADMINISTRATOR	5,200	0.07	0	0.00	0	0.00	0	0.00
CLIENT SUPPORT TECH-TIER 2	27,156	0.59	459	0.00	459	0.00	459	0.00
SENIOR CLIENT SUPPORT TECH	298	0.00	57	0.00	57	0.00	57	0.00
CLIENT SUPPORT SUPERVISOR	3,052	0.05	0	0.00	0	0.00	0	0.00
CLIENT SUPPORT MANAGER	21,707	0.27	0	0.00	0	0.00	0	0.00
TOTAL - PS	814,447	13.11	1,355,668	17.47	1,355,668	17.47	1,355,668	17.47
TRAVEL, IN-STATE	120	0.00	7	0.00	7	0.00	7	0.00
SUPPLIES	5	0.00	16,903	0.00	16,903	0.00	16,903	0.00
PROFESSIONAL DEVELOPMENT	0	0.00	10,503	0.00	10,503	0.00	10,503	0.00
COMMUNICATION SERV & SUPP	104,115	0.00	81,564	0.00	81,564	0.00	81,564	0.00
PROFESSIONAL SERVICES	443,157	0.00	172,916	0.00	172,916	0.00	172,916	0.00
M&R SERVICES	455,505	0.00	707,060	0.00	707,060	0.00	707,060	0.00

DECISION ITEM DETAIL

Budget Unit	FY 2023	FY 2023	FY 2024	FY 2024	FY 2025	FY 2025	FY 2025	FY 2025
Decision Item	ACTUAL	ACTUAL	BUDGET	BUDGET	DEPT REQ	DEPT REQ	GOV REC	GOV REC
Budget Object Class	DOLLAR	FTE	DOLLAR	FTE	DOLLAR	FTE	DOLLAR	FTE
DCI IT CONSOLIDATION								
CORE								
COMPUTER EQUIPMENT	206,701	0.00	589,992	0.00	589,992	0.00	589,992	0.00
OFFICE EQUIPMENT	0	0.00	1,403	0.00	1,403	0.00	1,403	0.00
OTHER EQUIPMENT	13,401	0.00	255	0.00	255	0.00	255	0.00
EQUIPMENT RENTALS & LEASES	0	0.00	23,000	0.00	23,000	0.00	23,000	0.00
TOTAL - EE	1,223,004	0.00	1,603,603	0.00	1,603,603	0.00	1,603,603	0.00
DEBT SERVICE	0	0.00	86	0.00	86	0.00	86	0.00
TOTAL - PD	0	0.00	86	0.00	86	0.00	86	0.00
GRAND TOTAL	\$2,037,451	13.11	\$2,959,357	17.47	\$2,959,357	17.47	\$2,959,357	17.47
GENERAL REVENUE	\$10,371	0.03	\$37,186	0.00	\$37,186	0.00	\$37,186	0.00
FEDERAL FUNDS	\$0	0.00	\$0	0.00	\$0	0.00	\$0	0.00
OTHER FUNDS	\$2,027,080	13.08	\$2,922,171	17.47	\$2,922,171	17.47	\$2,922,171	17.47

CORE DECISION ITEM

Department: Office of Administration	Budget Unit <u>30596C</u>
Division: Information Technology Services Division (ITSD)	
Core: DOLIR IT Core	HB Section <u>05.030</u>

1. CORE FINANCIAL SUMMARY

	FY 2025 Budget Request					FY 2025 Governor's Recommendation			
	GR	Federal	Other	Total		GR	Federal	Other	Total
PS	1	4,563,638	388,392	4,952,031	PS	1	4,563,638	388,392	4,952,031
EE	35,708	13,733,787	40,088,767	53,858,262	EE	35,708	13,733,787	40,088,767	53,858,262
PSD	1	2	1	4	PSD	1	2	1	4
TRF	0	0	0	0	TRF	0	0	0	0
Total	35,710	18,297,427	40,477,160	58,810,297	Total	35,710	18,297,427	40,477,160	58,810,297
FTE	0.00	73.25	0.00	73.25	FTE	0.00	73.25	0.00	73.25

Est. Fringe	0	2,801,010	144,754	2,945,764
--------------------	---	-----------	---------	-----------

Note: Fringes budgeted in House Bill 5 except for certain fringes budgeted directly to MoDOT, Highway Patrol, and Conservation.

Est. Fringe	0	2,801,010	144,754	2,945,764
--------------------	---	-----------	---------	-----------

Note: Fringes budgeted in House Bill 5 except for certain fringes budgeted directly to MoDOT, Highway Patrol, and Conservation.

Other Funds: See Decision Item Summary on Following Pages

Other Funds:

2. CORE DESCRIPTION

This core request is for funding for all IT expenditures specific to the Department of Labor and Industrial Relations (DOLIR), including new IT hardware and software, hardware maintenance, annual software licensing, State Data Center and telecommunications/network charges, and application development.

3. PROGRAM LISTING (list programs included in this core funding)

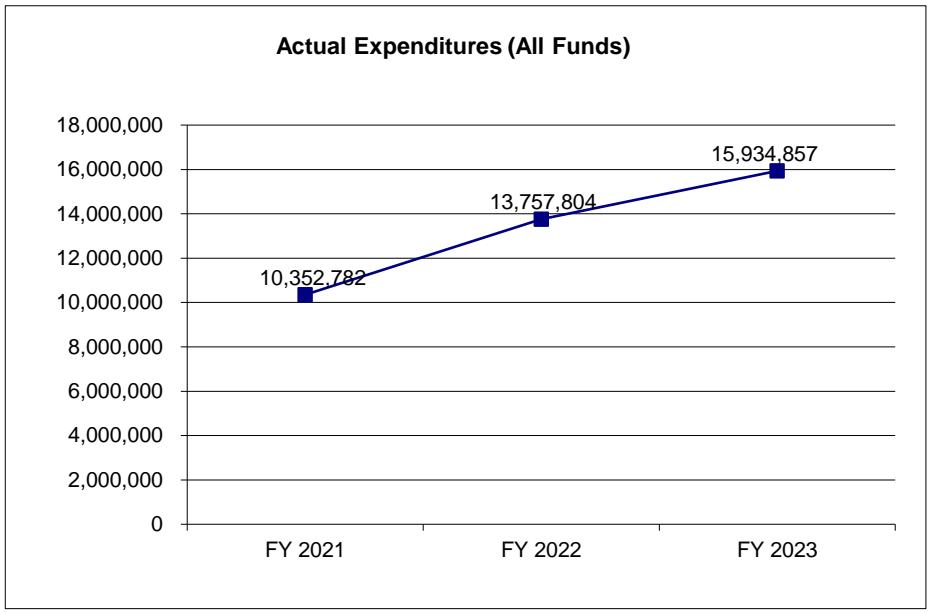
ITSD-DOLIR

CORE DECISION ITEM

Department: Office of Administration	Budget Unit <u>30596C</u>
Division: Information Technology Services Division (ITSD)	
Core: DOLIR IT Core	HB Section <u>05.030</u>

4. FINANCIAL HISTORY

	FY 2021 Actual	FY 2022 Actual	FY 2023 Actual	FY 2024 Current Yr.
Appropriation (All Funds)	50,808,162	56,724,723	63,326,683	58,810,297
Less Reverted (All Funds)	(433)	(733)	(1,071)	(1,071)
Less Restricted (All Funds)*	0	0	0	0
Budget Authority (All Funds)	50,807,729	56,723,990	63,325,612	58,809,226
Actual Expenditures (All Funds)	10,352,782	13,757,804	15,934,857	N/A
Unexpended (All Funds)	40,454,947	42,966,186	47,390,755	N/A
Unexpended, by Fund:				
General Revenue	16,619	5,605	15	N/A
Federal	2,747,303	6,070,906	12,286,807	N/A
Other	37,691,025	36,889,675	35,103,933	N/A



*Current Year restricted amount is as of _____.

Reverted includes the statutory three percent reserve amount (when applicable).
 Restricted includes any Governor's expenditure restrictions which remained at the end of the fiscal year (when applicable).

NOTES:
 Actual appropriation is the budget authority amount after all required flexibility transactions were processed. Flexibility is used to help manage priorities for all consolidated agencies as IT needs for each agency can change very rapidly throughout the year.

CORE RECONCILIATION DETAIL

STATE
DOLIR IT CONSOLIDATION

5. CORE RECONCILIATION DETAIL

	Budget Class	FTE	GR	Federal	Other	Total	Explanation
TAFP AFTER VETOES							
	PS	73.25	1	4,563,638	388,392	4,952,031	
	EE	0.00	35,708	13,733,787	40,088,767	53,858,262	
	PD	0.00	1	2	1	4	
	Total	73.25	35,710	18,297,427	40,477,160	58,810,297	
DEPARTMENT CORE REQUEST							
	PS	73.25	1	4,563,638	388,392	4,952,031	
	EE	0.00	35,708	13,733,787	40,088,767	53,858,262	
	PD	0.00	1	2	1	4	
	Total	73.25	35,710	18,297,427	40,477,160	58,810,297	
GOVERNOR'S RECOMMENDED CORE							
	PS	73.25	1	4,563,638	388,392	4,952,031	
	EE	0.00	35,708	13,733,787	40,088,767	53,858,262	
	PD	0.00	1	2	1	4	
	Total	73.25	35,710	18,297,427	40,477,160	58,810,297	

DECISION ITEM SUMMARY

Budget Unit									
Decision Item	FY 2023	FY 2023	FY 2024	FY 2024	FY 2025	FY 2025	FY 2025	FY 2025	FY 2025
Budget Object Summary	ACTUAL	ACTUAL	BUDGET	BUDGET	DEPT REQ	DEPT REQ	GOV REC	GOV REC	GOV REC
Fund	DOLLAR	FTE	DOLLAR	FTE	DOLLAR	FTE	DOLLAR	FTE	DOLLAR
DOLIR IT CONSOLIDATION									
CORE									
PERSONAL SERVICES									
GENERAL REVENUE	0	0.00	1	0.00	1	0.00	1	0.00	0.00
DEPT OF LABOR RELATIONS ADMIN	1,883,856	29.17	3,598,790	73.25	3,598,790	73.25	3,598,790	73.25	73.25
OA INFORMATION TECH FED& OTHER	0	0.00	238,616	0.00	238,616	0.00	238,616	0.00	0.00
DOLIR FEDERAL STIM 2021 FUND	0	0.00	726,232	0.00	726,232	0.00	726,232	0.00	0.00
WORKERS COMPENSATION	416,318	6.05	362,552	0.00	362,552	0.00	362,552	0.00	0.00
UNEMPLOYMENT AUTOMATION	0	0.00	25,840	0.00	25,840	0.00	25,840	0.00	0.00
TOTAL - PS	2,300,174	35.22	4,952,031	73.25	4,952,031	73.25	4,952,031	73.25	73.25
EXPENSE & EQUIPMENT									
GENERAL REVENUE	37,149	0.00	35,708	0.00	35,708	0.00	35,708	0.00	0.00
DEPT OF LABOR RELATIONS ADMIN	606,383	0.00	556,386	0.00	556,386	0.00	556,386	0.00	0.00
OA INFORMATION TECH FED& OTHER	8,056,739	0.00	4,596,908	0.00	4,596,908	0.00	4,596,908	0.00	0.00
DIV OF LABOR STANDARDS FEDERAL	0	0.00	7,701	0.00	7,701	0.00	7,701	0.00	0.00
DOLIR FEDERAL STIMULUS	0	0.00	6,700,000	0.00	6,700,000	0.00	6,700,000	0.00	0.00
DOLIR FEDERAL STIM 2021 FUND	0	0.00	1,872,792	0.00	1,872,792	0.00	1,872,792	0.00	0.00
WORKERS COMPENSATION	3,814,058	0.00	28,117,959	0.00	28,117,959	0.00	28,117,959	0.00	0.00
CHILD LABOR ENFORCEMENT	0	0.00	14,994	0.00	14,994	0.00	14,994	0.00	0.00
SPECIAL EMPLOYMENT SECURITY	0	0.00	3,137,498	0.00	3,137,498	0.00	3,137,498	0.00	0.00
UNEMPLOYMENT AUTOMATION	1,111,765	0.00	8,818,316	0.00	8,818,316	0.00	8,818,316	0.00	0.00
TOTAL - EE	13,626,094	0.00	53,858,262	0.00	53,858,262	0.00	53,858,262	0.00	0.00
PROGRAM-SPECIFIC									
GENERAL REVENUE	0	0.00	1	0.00	1	0.00	1	0.00	0.00
DEPT OF LABOR RELATIONS ADMIN	0	0.00	1	0.00	1	0.00	1	0.00	0.00
OA INFORMATION TECH FED& OTHER	8,589	0.00	1	0.00	1	0.00	1	0.00	0.00
WORKERS COMPENSATION	0	0.00	1	0.00	1	0.00	1	0.00	0.00
TOTAL - PD	8,589	0.00	4	0.00	4	0.00	4	0.00	0.00
TOTAL	15,934,857	35.22	58,810,297	73.25	58,810,297	73.25	58,810,297	73.25	73.25
Pay Plan - 0000012									
PERSONAL SERVICES									
DEPT OF LABOR RELATIONS ADMIN	0	0.00	0	0.00	0	0.00	115,164	0.00	0.00
OA INFORMATION TECH FED& OTHER	0	0.00	0	0.00	0	0.00	7,636	0.00	0.00
DOLIR FEDERAL STIM 2021 FUND	0	0.00	0	0.00	0	0.00	23,240	0.00	0.00

1/19/24 12:30

im_disummary

DECISION ITEM SUMMARY

Budget Unit									
Decision Item	FY 2023	FY 2023	FY 2024	FY 2024	FY 2025	FY 2025	FY 2025	FY 2025	FY 2025
Budget Object Summary	ACTUAL	ACTUAL	BUDGET	BUDGET	DEPT REQ	DEPT REQ	GOV REC	GOV REC	GOV REC
Fund	DOLLAR	FTE	DOLLAR	FTE	DOLLAR	FTE	DOLLAR	FTE	DOLLAR
DOLIR IT CONSOLIDATION									
Pay Plan - 000012									
PERSONAL SERVICES									
WORKERS COMPENSATION	0	0.00	0	0.00	0	0.00	11,602	0.00	
UNEMPLOYMENT AUTOMATION	0	0.00	0	0.00	0	0.00	827	0.00	
TOTAL - PS	0	0.00	0	0.00	0	0.00	158,469	0.00	
TOTAL	0	0.00	0	0.00	0	0.00	158,469	0.00	
Office Productivity Tools - 1300021									
EXPENSE & EQUIPMENT									
GENERAL REVENUE	0	0.00	0	0.00	211,819	0.00	211,819	0.00	
TOTAL - EE	0	0.00	0	0.00	211,819	0.00	211,819	0.00	
TOTAL	0	0.00	0	0.00	211,819	0.00	211,819	0.00	
DOLIR ITSD ARPA Authority - 1300029									
EXPENSE & EQUIPMENT									
DOLIR FEDERAL STIM 2021 FUND	0	0.00	0	0.00	10,000,000	0.00	10,000,000	0.00	
TOTAL - EE	0	0.00	0	0.00	10,000,000	0.00	10,000,000	0.00	
TOTAL	0	0.00	0	0.00	10,000,000	0.00	10,000,000	0.00	
DOLIR Prevailing Wage Moderniz - 1300030									
EXPENSE & EQUIPMENT									
GENERAL REVENUE	0	0.00	0	0.00	2,009,697	0.00	0	0.00	
TOTAL - EE	0	0.00	0	0.00	2,009,697	0.00	0	0.00	
TOTAL	0	0.00	0	0.00	2,009,697	0.00	0	0.00	
DOLIR Tips & Complaints Portal - 1300031									
EXPENSE & EQUIPMENT									
GENERAL REVENUE	0	0.00	0	0.00	1,937,000	0.00	0	0.00	
TOTAL - EE	0	0.00	0	0.00	1,937,000	0.00	0	0.00	
TOTAL	0	0.00	0	0.00	1,937,000	0.00	0	0.00	
GRAND TOTAL	\$15,934,857	35.22	\$58,810,297	73.25	\$72,968,813	73.25	\$69,180,585	73.25	

1/19/24 12:30

im_disummary

DECISION ITEM DETAIL

Budget Unit	FY 2023	FY 2023	FY 2024	FY 2024	FY 2025	FY 2025	FY 2025	FY 2025
Decision Item	ACTUAL	ACTUAL	BUDGET	BUDGET	DEPT REQ	DEPT REQ	GOV REC	GOV REC
Budget Object Class	DOLLAR	FTE	DOLLAR	FTE	DOLLAR	FTE	DOLLAR	FTE
DOLIR IT CONSOLIDATION								
CORE								
COMPUTER OPER III	0	0.00	422	0.00	422	0.00	422	0.00
COMPUTER OPERATIONS SPV I	0	0.00	422	1.00	422	1.00	422	1.00
COMPUTER OPERATIONS SPV II	0	0.00	422	0.00	422	0.00	422	0.00
CLERK	0	0.00	1,298	0.00	1,298	0.00	1,298	0.00
DATA PROCESSOR TECHNICAL	67,218	0.85	14,061	6.00	14,061	6.00	14,061	6.00
DATA PROCESSING MANAGER	0	0.00	113,322	1.00	113,322	1.00	113,322	1.00
MISCELLANEOUS PROFESSIONAL	1,023	0.01	0	0.00	0	0.00	0	0.00
SPECIAL ASST PROFESSIONAL	0	0.00	1,775	0.00	1,775	0.00	1,775	0.00
LEAD ADMIN SUPPORT ASSISTANT	0	0.00	45,364	1.00	45,364	1.00	45,364	1.00
ASSOC APPLICATIONS DEVELOPER	82,301	1.73	1,720,151	33.10	1,720,151	33.10	1,720,151	33.10
APPLICATIONS DEVELOPER	410,243	6.33	1,454,125	20.90	1,454,125	20.90	1,454,125	20.90
SENIOR APPLICATIONS DEVELOPER	243,740	3.62	116,226	2.00	116,226	2.00	116,226	2.00
APPLICATIONS DEVELOPMENT MGR	151,345	1.86	273,503	1.00	273,503	1.00	273,503	1.00
COMPUTER OPERATIONS CLERK	0	0.00	422	0.00	422	0.00	422	0.00
DATA TECHNICIAN	87,255	1.89	0	0.00	0	0.00	0	0.00
SENIOR DATA SPECIALIST	78,302	0.92	0	0.00	0	0.00	0	0.00
DATA MANAGER	0	0.00	2,111	0.00	2,111	0.00	2,111	0.00
ENTERPRISE ARCHITECT	32,710	0.42	0	0.00	0	0.00	0	0.00
SENIOR ENTERPRISE ARCHITECT	40,423	0.46	0	0.00	0	0.00	0	0.00
DIR STRATEGY & PLANNING LVL 3	87,013	0.91	0	0.00	0	0.00	0	0.00
BUSINESS ANALYST	100,828	1.97	132,454	0.00	132,454	0.00	132,454	0.00
SENIOR BUSINESS ANALYST	184,178	2.73	0	0.00	0	0.00	0	0.00
PROJECT MANAGER	187,651	2.83	0	0.00	0	0.00	0	0.00
SENIOR PROJECT MANAGER	141,872	1.73	72,452	0.00	72,452	0.00	72,452	0.00
PROJECT MANAGER DIRECTOR	1,780	0.02	0	0.00	0	0.00	0	0.00
QUALITY CONTROL SPECIALIST	61,366	0.90	0	0.00	0	0.00	0	0.00
SYSTEMS ADMINISTRATION TECH	25,365	0.56	703,411	6.25	703,411	6.25	703,411	6.25
SYSTEMS ADMINISTRATION SPEC	13,674	0.22	0	0.00	0	0.00	0	0.00
SR SYSTEMS ADMINISTRATION SPEC	14,662	0.20	0	0.00	0	0.00	0	0.00
SYSTEMS ADMINISTRATOR	40	0.00	0	0.00	0	0.00	0	0.00
CLIENT SUPPORT TECH-TIER 2	194,437	3.62	0	0.00	0	0.00	0	0.00
SENIOR CLIENT SUPPORT TECH	56,720	0.92	61,473	1.00	61,473	1.00	61,473	1.00

DECISION ITEM DETAIL

Budget Unit	FY 2023	FY 2023	FY 2024	FY 2024	FY 2025	FY 2025	FY 2025	FY 2025
Decision Item	ACTUAL	ACTUAL	BUDGET	BUDGET	DEPT REQ	DEPT REQ	GOV REC	GOV REC
Budget Object Class	DOLLAR	FTE	DOLLAR	FTE	DOLLAR	FTE	DOLLAR	FTE
DOLIR IT CONSOLIDATION								
CORE								
CLIENT SUPPORT SUPERVISOR	36,028	0.52	0	0.00	0	0.00	0	0.00
OTHER	0	0.00	238,617	0.00	238,617	0.00	238,617	0.00
TOTAL - PS	2,300,174	35.22	4,952,031	73.25	4,952,031	73.25	4,952,031	73.25
TRAVEL, IN-STATE	1,677	0.00	306	0.00	306	0.00	306	0.00
TRAVEL, OUT-OF-STATE	0	0.00	91	0.00	91	0.00	91	0.00
FUEL & UTILITIES	0	0.00	5,409	0.00	5,409	0.00	5,409	0.00
SUPPLIES	2,026	0.00	38,822	0.00	38,822	0.00	38,822	0.00
PROFESSIONAL DEVELOPMENT	249	0.00	26,883	0.00	26,883	0.00	26,883	0.00
COMMUNICATION SERV & SUPP	184,403	0.00	127,533	0.00	127,533	0.00	127,533	0.00
PROFESSIONAL SERVICES	9,984,429	0.00	18,664,647	0.00	18,664,647	0.00	18,664,647	0.00
HOUSEKEEPING & JANITORIAL SERV	0	0.00	2,977	0.00	2,977	0.00	2,977	0.00
M&R SERVICES	3,029,840	0.00	9,364,512	0.00	9,364,512	0.00	9,364,512	0.00
COMPUTER EQUIPMENT	350,771	0.00	25,547,416	0.00	25,547,416	0.00	25,547,416	0.00
OFFICE EQUIPMENT	296	0.00	76,880	0.00	76,880	0.00	76,880	0.00
OTHER EQUIPMENT	72,403	0.00	170	0.00	170	0.00	170	0.00
PROPERTY & IMPROVEMENTS	0	0.00	400	0.00	400	0.00	400	0.00
BUILDING LEASE PAYMENTS	0	0.00	1,246	0.00	1,246	0.00	1,246	0.00
EQUIPMENT RENTALS & LEASES	0	0.00	890	0.00	890	0.00	890	0.00
MISCELLANEOUS EXPENSES	0	0.00	80	0.00	80	0.00	80	0.00
TOTAL - EE	13,626,094	0.00	53,858,262	0.00	53,858,262	0.00	53,858,262	0.00
DEBT SERVICE	8,589	0.00	4	0.00	4	0.00	4	0.00
TOTAL - PD	8,589	0.00	4	0.00	4	0.00	4	0.00
GRAND TOTAL	\$15,934,857	35.22	\$58,810,297	73.25	\$58,810,297	73.25	\$58,810,297	73.25
GENERAL REVENUE	\$37,149	0.00	\$35,710	0.00	\$35,710	0.00	\$35,710	0.00
FEDERAL FUNDS	\$10,555,567	29.17	\$18,297,427	73.25	\$18,297,427	73.25	\$18,297,427	73.25
OTHER FUNDS	\$5,342,141	6.05	\$40,477,160	0.00	\$40,477,160	0.00	\$40,477,160	0.00

NEW DECISION ITEM

RANK: _____ OF _____

Department: Office of Administration	Budget Unit <u>30596C</u>
Division: Information Technology Services Division	
DI Name: DOLIR ITSD ARPA Grant Authority DI#1300029	HB Section <u>5.030</u>

1. AMOUNT OF REQUEST

	FY 2025 Budget Request				FY 2025 Governor's Recommendation			
	GR	Federal	Other	Total	GR	Federal	Other	Total
PS	0	0	0	0	PS	0	0	0
EE	0	10,000,000	0	10,000,000	EE	0	10,000,000	10,000,000
PSD	0	0	0	0	PSD	0	0	0
TRF	0	0	0	0	TRF	0	0	0
Total	0	10,000,000	0	10,000,000	Total	0	10,000,000	10,000,000

FTE	0.00	0.00	0.00	0.00	FTE	0.00	0.00	0.00	0.00
-----	------	------	------	------	-----	------	------	------	------

Est. Fringe	0	0	0	0
--------------------	---	---	---	---

Note: Fringes budgeted in House Bill 5 except for certain fringes budgeted directly to MoDOT, Highway Patrol, and Conservation.

Est. Fringe	0	0	0	0
--------------------	---	---	---	---

Note: Fringes budgeted in House Bill 5 except for certain fringes budgeted directly to MoDOT, Highway Patrol, and Conservation.

Other Funds: _____
 Non-Counts: _____

2. THIS REQUEST CAN BE CATEGORIZED AS:

<input type="checkbox"/> New Legislation	<input type="checkbox"/> New Program	<input type="checkbox"/> Fund Switch
<input type="checkbox"/> Federal Mandate	<input type="checkbox"/> Program Expansion	<input checked="" type="checkbox"/> Cost to Continue
<input type="checkbox"/> GR Pick-Up	<input type="checkbox"/> Space Request	<input type="checkbox"/> Equipment Replacement
<input type="checkbox"/> Pay Plan	<input type="checkbox"/> Other: _____	

3. WHY IS THIS FUNDING NEEDED? PROVIDE AN EXPLANATION FOR ITEMS CHECKED IN #2. INCLUDE THE FEDERAL OR STATE STATUTORY OR CONSTITUTIONAL AUTHORIZATION FOR THIS PROGRAM.

The Department of Labor and Industrial Relations (DOLIR) has applied for and is expecting to receive 3 American Rescue Plan Act (ARPA) grant funds to assist with fraud detection and prevention, identify verification, overpayment recovery activities, and IT system modernization for its Unemployment Insurance Program. These activities will require the assistance of Office of Administration, Information Services Technology Division (ITSD) and their contractors. Some of these grants were offered via USDOL guidance in Unemployment Insurance Program Letter (UIPL) number 11-23.

NEW DECISION ITEM

RANK: _____ OF _____

Department: Office of Administration	Budget Unit <u>30596C</u>
Division: Information Technology Services Division	
DI Name: DOLIR ITSD ARPA Grant Authority DI#1300029	HB Section <u>5.030</u>

4. DESCRIBE THE DETAILED ASSUMPTIONS USED TO DERIVE THE SPECIFIC REQUESTED AMOUNT. (How did you determine that the requested number of FTE were appropriate? From what source or standard did you derive the requested levels of funding? Were alternatives such as outsourcing or automation considered? If based on new legislation, does request tie to TAFP fiscal note? If not, explain why. Detail which portions of the request are one-times and how those amounts were calculated.)

The requested amount is based on amounts expected to be received by the USDOL for the grant requests and work to be completed during the FY 2025.

Grant	FY 2025
Tiger Teams (UIPL 23-21)	\$ 2,534,222
UInteract IT Modernization (UIPL 23-21)	\$ 5,257,280
Integrity (UIPL 23-21)	\$ 2,208,498
Total	\$10,000,000

5. BREAK DOWN THE REQUEST BY BUDGET OBJECT CLASS, JOB CLASS, AND FUND SOURCE. IDENTIFY ONE-TIME COSTS.

Budget Object Class/Job Class	Dept Req GR DOLLARS	Dept Req GR FTE	Dept Req FED DOLLARS	Dept Req FED FTE	Dept Req OTHER DOLLARS	Dept Req OTHER FTE	Dept Req TOTAL DOLLARS	Dept Req TOTAL FTE	Dept Req One-Time DOLLARS
							0	0.0	
Total PS	0	0.0	0	0.0	0	0.0	0	0.0	0
ITSD Contract Staff for UInteract			10,000,000				10,000,000		
							0		
Total EE	0		10,000,000		0		10,000,000		0
Program Distributions							0		
Total PSD	0		0		0		0		0
Transfers							0		
Total TRF	0		0		0		0		0
Grand Total	0	0.0	10,000,000	0.0	0	0.0	10,000,000	0.0	0

NEW DECISION ITEM

RANK: _____ OF _____

Department: Office of Administration	Budget Unit <u>30596C</u>
Division: Information Technology Services Division	
DI Name: DOLIR ITSD ARPA Grant Authority DI#1300029	HB Section <u>5.030</u>

Budget Object Class/Job Class	Gov Rec GR DOLLARS	Gov Rec GR FTE	Gov Rec FED DOLLARS	Gov Rec FED FTE	Gov Rec OTHER DOLLARS	Gov Rec OTHER FTE	Gov Rec TOTAL DOLLARS	Gov Rec TOTAL FTE	Gov Rec One-Time DOLLARS
							0		
							0	0.0	
Total PS	<u>0</u>	<u>0.0</u>	<u>0</u>	<u>0.0</u>	<u>0</u>	<u>0.0</u>	<u>0</u>	<u>0.0</u>	<u>0</u>
ITSD Contract Staff for UInteract			10,000,000				10,000,000		
							0		
Total EE	<u>0</u>		<u>10,000,000</u>		<u>0</u>		<u>10,000,000</u>		<u>0</u>
Program Distributions							0		
Total PSD	<u>0</u>		<u>0</u>		<u>0</u>		<u>0</u>		<u>0</u>
Transfers							0		
Total TRF	<u>0</u>		<u>0</u>		<u>0</u>		<u>0</u>		<u>0</u>
Grand Total	<u>0</u>	<u>0.0</u>	<u>10,000,000</u>	<u>0.0</u>	<u>0</u>	<u>0.0</u>	<u>10,000,000</u>	<u>0.0</u>	<u>0</u>

NEW DECISION ITEM

RANK: _____ OF _____

Department: Office of Administration	Budget Unit <u>30596C</u>
Division: Information Technology Services Division	
DI Name: DOLIR ITSD ARPA Grant Authority DI#1300029	HB Section <u>5.030</u>

6. PERFORMANCE MEASURES (If new decision item has an associated core, separately identify projected performance with & without additional funding.)

6a. Provide an activity measure(s) for the program.
For FY 2023, there were 7,641 claimants determined to have fraudulently received benefits, up from 5,132 in FY 2022 due to the processing of backlogs created during the pandemic.

6b. Provide a measure(s) of the program's quality.
In CY 2023, the percentage of unemployment claims that were improperly paid was 4.4%. In CY 2021, it was 10.8% and The large number of claims filed in CY 2021, created backlogs that prevented the agency from having the necessary time to make a proper determination.

DOLIR expects new technology and enhanced identify-proofing processes will reduce the amount of overpayments when claim loads are low or high.

6c. Provide a measure(s) of the program's impact.
A reduction in fraudulent payments and the improved collection of overpayments will reduce the cost of the Unemployment Insurance program to employers.

6d. Provide a measure(s) of the program's efficiency.
The DOLIR expects to see a reduction in fraudulent payments and improvement in overpayment collection.

7. STRATEGIES TO ACHIEVE THE PERFORMANCE MEASUREMENT TARGETS:

Assist in the implementation of enhanced identify-proofing and fraud detection processes within the UInteract System.

DECISION ITEM DETAIL

Budget Unit	FY 2023	FY 2023	FY 2024	FY 2024	FY 2025	FY 2025	FY 2025	FY 2025
Decision Item	ACTUAL	ACTUAL	BUDGET	BUDGET	DEPT REQ	DEPT REQ	GOV REC	GOV REC
Budget Object Class	DOLLAR	FTE	DOLLAR	FTE	DOLLAR	FTE	DOLLAR	FTE
DOLIR IT CONSOLIDATION								
DOLIR ITSD ARPA Authority - 1300029								
PROFESSIONAL SERVICES	0	0.00	0	0.00	10,000,000	0.00	10,000,000	0.00
TOTAL - EE	0	0.00	0	0.00	10,000,000	0.00	10,000,000	0.00
GRAND TOTAL	\$0	0.00	\$0	0.00	\$10,000,000	0.00	\$10,000,000	0.00
GENERAL REVENUE	\$0	0.00	\$0	0.00	\$0	0.00	\$0	0.00
FEDERAL FUNDS	\$0	0.00	\$0	0.00	\$10,000,000	0.00	\$10,000,000	0.00
OTHER FUNDS	\$0	0.00	\$0	0.00	\$0	0.00	\$0	0.00

NEW DECISION ITEM

RANK: _____ OF _____

Department: Office of Administration	Budget Unit <u>30596C</u>
Division: Information Technology Services Division	
DI Name: DOLIR- Prevailing Wage Modernization DI#1300030	HB Section <u>5.030</u>

1. AMOUNT OF REQUEST

	FY 2025 Budget Request			
	GR	Federal	Other	Total
PS	0	0	0	0
EE	2,009,697	0	0	2,009,697
PSD	0	0	0	0
TRF	0	0	0	0
Total	2,009,697	0	0	2,009,697
FTE	0.00	0.00	0.00	0.00

	FY 2025 Governor's Recommendation			
	GR	Federal	Other	Total
PS	0	0	0	0
EE	0	0	0	0
PSD	0	0	0	0
TRF	0	0	0	0
Total	0	0	0	0
FTE	0.00	0.00	0.00	0.00

Est. Fringe	0	0	0	0
--------------------	---	---	---	---

Note: Fringes budgeted in House Bill 5 except for certain fringes budgeted directly to MoDOT, Highway Patrol, and Conservation.

Est. Fringe	0	0	0	0
--------------------	---	---	---	---

Note: Fringes budgeted in House Bill 5 except for certain fringes budgeted directly to MoDOT, Highway Patrol, and Conservation.

Other Funds:
Non-Counts:

Other Funds:
Non-Counts:

2. THIS REQUEST CAN BE CATEGORIZED AS:

<input type="checkbox"/> New Legislation	<input type="checkbox"/> New Program	<input type="checkbox"/> Fund Switch
<input type="checkbox"/> Federal Mandate	<input type="checkbox"/> Program Expansion	<input type="checkbox"/> Cost to Continue
<input type="checkbox"/> GR Pick-Up	<input type="checkbox"/> Space Request	<input type="checkbox"/> Equipment Replacement
<input type="checkbox"/> Pay Plan	<input checked="" type="checkbox"/> Other: <u>IT system modernization</u>	

3. WHY IS THIS FUNDING NEEDED? PROVIDE AN EXPLANATION FOR ITEMS CHECKED IN #2. INCLUDE THE FEDERAL OR STATE STATUTORY OR CONSTITUTIONAL AUTHORIZATION FOR THIS PROGRAM.

Division of Labor Standards (DLS) within the Department of Labor and Industrial Relations (DOLIR) is seeking to build new Prevailing Wage and Annual Wage Order application that will support the data and processes used by the Wage & Hour Program of the DLS with the latest technology and security requirements.

DLS is responsible for administering Missouri's Prevailing Wage Law. At a high level, this entails voluntary Contractor Wage Surveys for public works projects across specific job classifications (as defined in regulations) for each county in Missouri. Contractors may submit the wage surveys using the Division's existing online portal or they may submit paper.

NEW DECISION ITEM

RANK: _____ OF _____

Department: Office of Administration	Budget Unit <u>30596C</u>
Division: Information Technology Services Division	
DI Name: DOLIR- Prevailing Wage Modernization DI#1300030	HB Section <u>5.030</u>

For 2022, nearly 49,000 reports were received, containing over 23 million hours, approximately half of which were submitted online and half paper, requiring manual data entry. The Division of Labor Standards – Wage and Hour Section has two full-time employees to enter and analyze the data and brought back a retiree in February 2023 to assist with data entry.

Based on the information provided by the Associated General Contractors of America, political subdivisions located in the state of Missouri spend more than \$2 billion annually on public construction projects. Even half-of a percent error in the calculation of Prevailing Wage rates by the DLS could result in millions of dollars in excess costs for public entities operating on taxpayer funded budgets.

The antiquated Access based technology is cumbersome and difficult to support. The current solution requires significant manual data entry and manipulation, reducing trained analysts to the role of data entry clerks for several weeks just to make sure all survey data has been input. Additionally, the current technology does not support robust data analysis and business intelligence that will assist with improving the process, identifying potential errors and/or trends, and empowering DLS with the information and reporting to better serve the business and worker community impacted by the program.

4. DESCRIBE THE DETAILED ASSUMPTIONS USED TO DERIVE THE SPECIFIC REQUESTED AMOUNT. (How did you determine that the requested number of FTE were appropriate? From what source or standard did you derive the requested levels of funding? Were alternatives such as outsourcing or automation considered? If based on new legislation, does request tie to TAFP fiscal note? If not, explain why. Detail which portions of the request are one-times and how those amounts were calculated.)

ITSD has implemented ServiceNow as the enterprise standard platform for the Missouri citizen portal. This application will be a part of the citizen portal and, therefore, built upon the ServiceNow platform. Current cost estimates for development of this system on that platform is \$2,008,197. A scanner will need to be purchased to ingest existing paper records into the system. The scanner will cost \$1,500 and have ongoing maintenance and support costs of \$800.

NEW DECISION ITEM

RANK: _____ OF _____

Department: Office of Administration	Budget Unit <u>30596C</u>
Division: Information Technology Services Division	
DI Name: DOLIR- Prevailing Wage Modernization DI#1300030	HB Section <u>5.030</u>

5. BREAK DOWN THE REQUEST BY BUDGET OBJECT CLASS, JOB CLASS, AND FUND SOURCE. IDENTIFY ONE-TIME COSTS.

Budget Object Class/Job Class	Dept Req GR DOLLARS	Dept Req GR FTE	Dept Req FED DOLLARS	Dept Req FED FTE	Dept Req OTHER DOLLARS	Dept Req OTHER FTE	Dept Req TOTAL DOLLARS	Dept Req TOTAL FTE	Dept Req One-Time DOLLARS
							0		
							0	0.0	
Total PS	0	0.0	0	0.0	0	0.0	0	0.0	0
400- Professional Services	2,008,197						2,008,197		1,807,377
480- Computer Equipment	1,500						1,500		700
Total EE	2,009,697		0		0		2,009,697		1,808,077
Program Distributions							0		
Total PSD	0		0		0		0		0
Transfers							0		
Total TRF	0		0		0		0		0
Grand Total	2,009,697	0.0	0	0.0	0	0.0	2,009,697	0.0	1,808,077

NEW DECISION ITEM

RANK: _____ OF _____

Department: Office of Administration	Budget Unit <u>30596C</u>
Division: Information Technology Services Division	
DI Name: DOLIR- Prevailing Wage Modernization DI#1300030	HB Section <u>5.030</u>

Budget Object Class/Job Class	Gov Rec GR DOLLARS	Gov Rec GR FTE	Gov Rec FED DOLLARS	Gov Rec FED FTE	Gov Rec OTHER DOLLARS	Gov Rec OTHER FTE	Gov Rec TOTAL DOLLARS	Gov Rec TOTAL FTE	Gov Rec One-Time DOLLARS
							0		
Total PS	0	0.0	0	0.0	0	0.0	0	0.0	0
Total EE	0		0		0		0		0
Program Distributions							0		
Total PSD	0		0		0		0		0
Transfers									
Total TRF	0		0		0		0		0
Grand Total	0	0.0	0	0.0	0	0.0	0	0.0	0

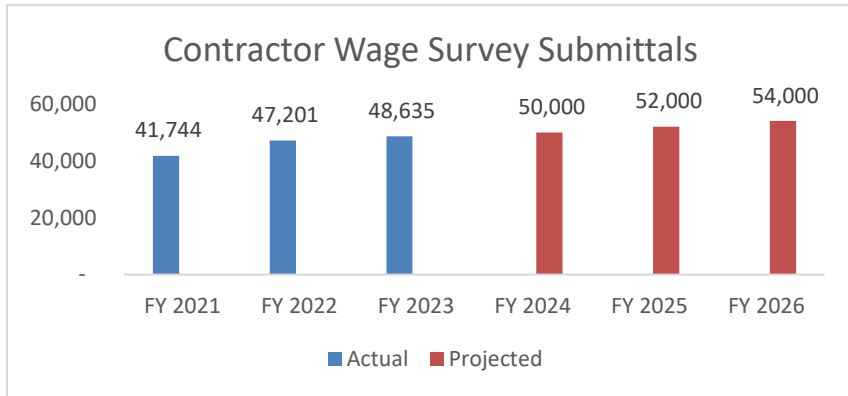
NEW DECISION ITEM

RANK: _____ OF _____

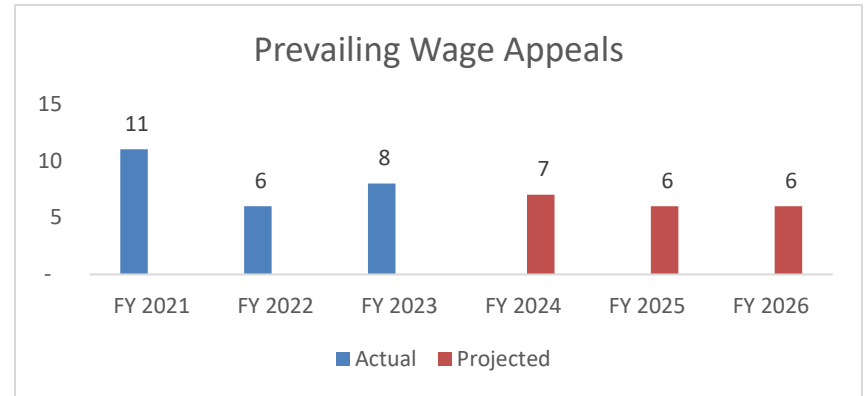
Department: Office of Administration	Budget Unit <u>30596C</u>
Division: Information Technology Services Division	
DI Name: DOLIR- Prevailing Wage Modernization DI#1300030	HB Section <u>5.030</u>

6. PERFORMANCE MEASURES (If new decision item has an associated core, separately identify projected performance with & without additional funding.)

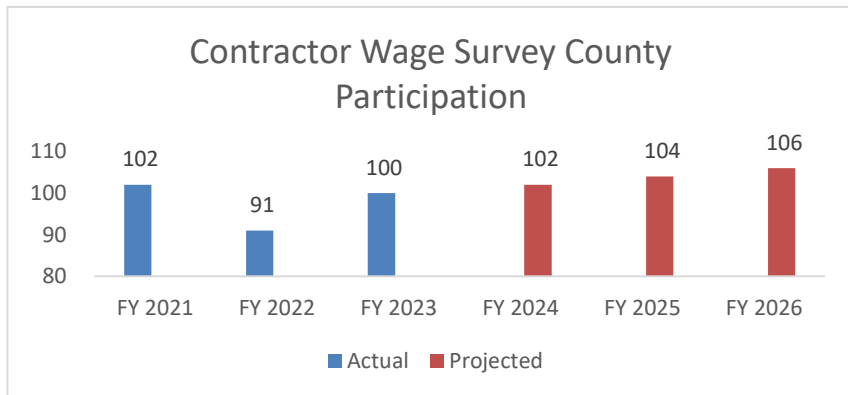
6a. Provide an activity measure(s) for the program.



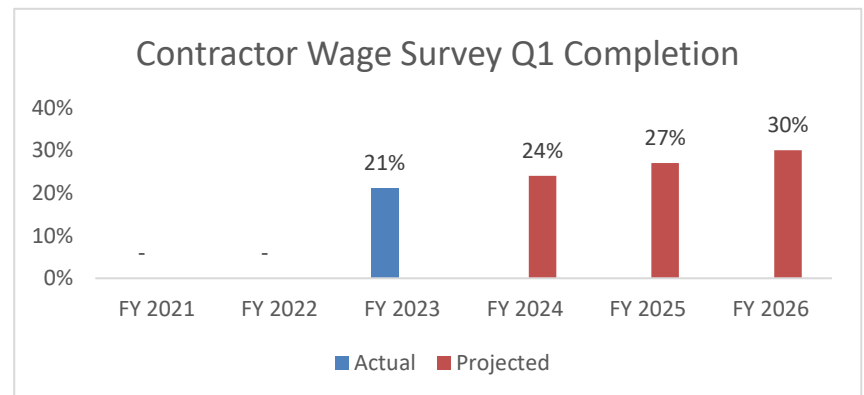
6b. Provide a measure(s) of the program's quality.



6c. Provide a measure(s) of the program's impact.



6d. Provide a measure(s) of the program's efficiency.



NEW DECISION ITEM

RANK: _____ OF _____

Department: Office of Administration	Budget Unit <u>30596C</u>
Division: Information Technology Services Division	
DI Name: DOLIR- Prevailing Wage Modernization DI#1300030	HB Section <u>5.030</u>

7. STRATEGIES TO ACHIEVE THE PERFORMANCE MEASUREMENT TARGETS:

Public awareness of an easier to use website and revised Contractor Wage Survey form. Increased data entry accuracy leading to public trust and perceived transparency in the process of determining construction wage rates.

DECISION ITEM DETAIL

Budget Unit	FY 2023	FY 2023	FY 2024	FY 2024	FY 2025	FY 2025	FY 2025	FY 2025
Decision Item	ACTUAL	ACTUAL	BUDGET	BUDGET	DEPT REQ	DEPT REQ	GOV REC	GOV REC
Budget Object Class	DOLLAR	FTE	DOLLAR	FTE	DOLLAR	FTE	DOLLAR	FTE
DOLIR IT CONSOLIDATION								
DOLIR Prevailing Wage Moderniz - 1300030								
PROFESSIONAL SERVICES	0	0.00	0	0.00	2,008,197	0.00	0	0.00
COMPUTER EQUIPMENT	0	0.00	0	0.00	1,500	0.00	0	0.00
TOTAL - EE	0	0.00	0	0.00	2,009,697	0.00	0	0.00
GRAND TOTAL	\$0	0.00	\$0	0.00	\$2,009,697	0.00	\$0	0.00
GENERAL REVENUE	\$0	0.00	\$0	0.00	\$2,009,697	0.00		0.00
FEDERAL FUNDS	\$0	0.00	\$0	0.00	\$0	0.00		0.00
OTHER FUNDS	\$0	0.00	\$0	0.00	\$0	0.00		0.00

NEW DECISION ITEM

RANK: _____ OF _____

Department: Office of Administration	Budget Unit <u>30596C</u>
Division: Information Technology Services Division	
DI Name: DOLIR- Tips and Complaints Portal DI#1300031	HB Section <u>5.030</u>

1. AMOUNT OF REQUEST

	FY 2025 Budget Request			
	GR	Federal	Other	Total
PS	0	0	0	0
EE	1,937,000	0	0	1,937,000
PSD	0	0	0	0
TRF	0	0	0	0
Total	1,937,000	0	0	1,937,000
FTE	0.00	0.00	0.00	0.00

	FY 2025 Governor's Recommendation			
	GR	Federal	Other	Total
PS	0	0	0	0
EE	0	0	0	0
PSD	0	0	0	0
TRF	0	0	0	0
Total	0	0	0	0
FTE	0.00	0.00	0.00	0.00

Est. Fringe	0	0	0	0
--------------------	---	---	---	---

Note: Fringes budgeted in House Bill 5 except for certain fringes budgeted directly to MoDOT, Highway Patrol, and Conservation.

Est. Fringe	0	0	0	0
--------------------	---	---	---	---

Note: Fringes budgeted in House Bill 5 except for certain fringes budgeted directly to MoDOT, Highway Patrol, and Conservation.

Other Funds:
Non-Counts:

Other Funds:
Non-Counts:

2. THIS REQUEST CAN BE CATEGORIZED AS:

<input type="checkbox"/> New Legislation	<input type="checkbox"/> New Program	<input type="checkbox"/> Fund Switch
<input type="checkbox"/> Federal Mandate	<input type="checkbox"/> Program Expansion	<input type="checkbox"/> Cost to Continue
<input type="checkbox"/> GR Pick-Up	<input type="checkbox"/> Space Request	<input type="checkbox"/> Equipment Replacement
<input type="checkbox"/> Pay Plan	<input checked="" type="checkbox"/> Other: <u>IT system modernization</u>	

NEW DECISION ITEM

RANK: _____ OF _____

Department: Office of Administration	Budget Unit <u>30596C</u>
Division: Information Technology Services Division	
DI Name: DOLIR- Tips and Complaints Portal DI#1300031	HB Section <u>5.030</u>

3. WHY IS THIS FUNDING NEEDED? PROVIDE AN EXPLANATION FOR ITEMS CHECKED IN #2. INCLUDE THE FEDERAL OR STATE STATUTORY OR CONSTITUTIONAL AUTHORIZATION FOR THIS PROGRAM.

Missouri Department of Labor & Industrial Relations (DOLIR) and its Divisions have multiple disparate means for stakeholders (internal and external) to report issues, file cases and provide tips and complaints for Department and/or Division investigation. Existing methods for reporting/filing these types of work streams with the Department/Divisions, interface with multiple different applications with varying degrees of case management and workflow functionality that span from manual methods (non-existent automation) to separate unintegrated case management solutions that require manual intervention to fully integrated case and workflow management within some applications. Inconsistent methods for intake of tips and complaints and other types of cases create limitations in self-service across the agencies and their programs. Insufficient case management for many programs coupled with disjointed means for intake and data governance and storage, creates unnecessary confusion and barriers to citizen access and varying levels of inefficiency for Department/Division staff.

Furthermore, DOLIR and some of its agencies lack a means for citizens to upload supporting documentation and lack automated workflow functionality to efficiently route resulting work items to the appropriate Division and staff skilled to resolve the issue. DOLIR currently has several work units that either run their mission-critical business processes and case management on the MS Access 2016 platform or has a need for a software tool for paperless workflows and robust case management.

DOLIR desires a highly configurable and extensible solution that can support public self-service and also allow for use and input from internal staff and stakeholders. It will provide a single public-facing portal that allows users to input a variety of customer service and work requests, such as requests for assistance regarding a specific program and reporting of tips and complaints concerning potential noncompliance or services received.

DOLIR is requesting to implement a modern application architecture platform of Digital Government Transformation for a stream-lined case management solution for six distinct work units and to eliminate 5 mission-critical, Microsoft Access database applications.

4. DESCRIBE THE DETAILED ASSUMPTIONS USED TO DERIVE THE SPECIFIC REQUESTED AMOUNT. (How did you determine that the requested number of FTE were appropriate? From what source or standard did you derive the requested levels of funding? Were alternatives such as outsourcing or automation considered? If based on new legislation, does request tie to TAFP fiscal note? If not, explain why. Detail which portions of the request are one-times and how those amounts were calculated.)

ITSD has implemented ServiceNow as the enterprise standard platform for the Missouri citizen portal. This application will be a part of the citizen portal and, therefore, built upon the ServiceNow platform. Current cost estimates for development of this system on that platform is \$1,937,000

NEW DECISION ITEM

RANK: _____ OF _____

Department: Office of Administration	Budget Unit <u>30596C</u>
Division: Information Technology Services Division	
DI Name: DOLIR- Tips and Complaints Portal DI#1300031	HB Section <u>5.030</u>

5. BREAK DOWN THE REQUEST BY BUDGET OBJECT CLASS, JOB CLASS, AND FUND SOURCE. IDENTIFY ONE-TIME COSTS.

Budget Object Class/Job Class	Dept Req GR DOLLARS	Dept Req GR FTE	Dept Req FED DOLLARS	Dept Req FED FTE	Dept Req OTHER DOLLARS	Dept Req OTHER FTE	Dept Req TOTAL DOLLARS	Dept Req TOTAL FTE	Dept Req One-Time DOLLARS
							0		
Total PS	0	0.0	0	0.0	0	0.0	0	0.0	0
400- Professional Services	1,937,000						1,937,000		1,743,300
Total EE	1,937,000		0		0		1,937,000		1,743,300
Program Distributions							0		
Total PSD	0		0		0		0		0
Transfers							0		
Total TRF	0		0		0		0		0
Grand Total	1,937,000	0.0	0	0.0	0	0.0	1,937,000	0.0	1,743,300

NEW DECISION ITEM

RANK: _____ OF _____

Department: Office of Administration	Budget Unit <u>30596C</u>
Division: Information Technology Services Division	
DI Name: DOLIR- Tips and Complaints Portal DI#1300031	HB Section <u>5.030</u>

Budget Object Class/Job Class	Gov Rec GR DOLLARS	Gov Rec GR FTE	Gov Rec FED DOLLARS	Gov Rec FED FTE	Gov Rec OTHER DOLLARS	Gov Rec OTHER FTE	Gov Rec TOTAL DOLLARS	Gov Rec TOTAL FTE	Gov Rec One-Time DOLLARS
							0		
							0	0.0	
Total PS	<u>0</u>	<u>0.0</u>	<u>0</u>	<u>0.0</u>	<u>0</u>	<u>0.0</u>	<u>0</u>	<u>0.0</u>	<u>0</u>
							0		
							0		
							0		
Total EE	<u>0</u>		<u>0</u>		<u>0</u>		<u>0</u>		<u>0</u>
Program Distributions							0		
Total PSD	<u>0</u>		<u>0</u>		<u>0</u>		<u>0</u>		<u>0</u>
Transfers							0		
Total TRF	<u>0</u>		<u>0</u>		<u>0</u>		<u>0</u>		<u>0</u>
Grand Total	<u><u>0</u></u>	<u><u>0.0</u></u>	<u><u>0</u></u>	<u><u>0.0</u></u>	<u><u>0</u></u>	<u><u>0.0</u></u>	<u><u>0</u></u>	<u><u>0.0</u></u>	<u><u>0</u></u>

NEW DECISION ITEM

RANK: _____ OF _____

Department: Office of Administration	Budget Unit <u>30596C</u>
Division: Information Technology Services Division	
DI Name: DOLIR- Tips and Complaints Portal DI#1300031	HB Section <u>5.030</u>

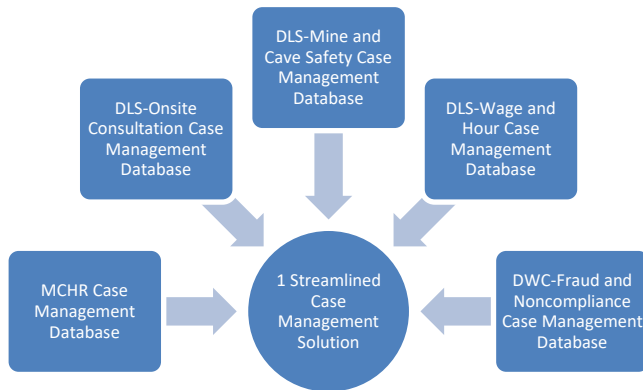
6. PERFORMANCE MEASURES (If new decision item has an associated core, separately identify projected performance with & without additional funding.)

6a. Provide an activity measure(s) for the program.

DOLIR receives an average yearly case volume of 5,280 cases spread across seven different work units. Cases consist of tips, complaints, and customer service requests submitted by citizens and stakeholders. Case management consists of utilizing five distinct Microsoft Access database applications. Inter-division communication regarding a single case is done manually, as these are separate, unintegrated case management solutions. With the streamlined case management system requested by DOLIR, additional tips, complaints, and requests for assistance are anticipated. This results from providing a singular portal for the intake of these requests. DOLIR aims for a 20% reduction in the time spent processing cases as a result of the increased efficiencies provided by the case management solution. The use of a Digital Government Transformation modern application allows for the eventual usage of the solution by other Departments, greatly increasing its usage by the state workforce.

6b. Provide a measure(s) of the program's quality.

Currently, citizens navigate multiple, disparate locations on the DOLIR webpage to submit a complaint, tip, or request for assistance. This can cause confusion for the citizen, as well as inhibits the Department's ability to provide comprehensive service to its customers. The Tips/Complaints portal would provide a "one stop shop" for customers needing to submit tips or complaints to the appropriate Divisions within DOLIR. The portal aims to be user-friendly and comprehensive, delivering an optimal complaint submission experience for citizens. Customer service satisfaction measures concerning the reporting of a tip or complaint are anticipated to be collected upon implementation of the portal.



NEW DECISION ITEM

RANK: _____ OF _____

Department: Office of Administration	Budget Unit <u>30596C</u>
Division: Information Technology Services Division	
DI Name: DOLIR- Tips and Complaints Portal DI#1300031	HB Section <u>5.030</u>

6c. Provide a measure(s) of the program's impact.

The implementation of a streamlined case management solution will support public self-service, as well as allow for input from internal personnel and stakeholders. It will also allow for the consolidation of case management work for 6 distinct divisions in one modern system. 5 Microsoft Access database applications would be eliminated. DOLIR's implementation of this streamlined case management system would be able to serve as a pilot for a larger impact on digital government transformation – the eventual integration of this solution across multiple Departments. The standardization of case management processes across Departments would have major impacts on statewide efficiencies.

6d. Provide a measure(s) of the program's efficiency.

A modern application architecture platform will allow for a more efficient manner of assigning and tracking data and information within DOLIR. It will help to ensure tips, complaints, and requests for assistance are attended to promptly and will ease inter-division communication and cooperation. It will give management a better sense of their caseload and a better ability to prioritize work and meet deadlines. Desired outcomes include improved customer and staff satisfaction, increased complaint processing transparency, and decreased investigation processing time.

7. STRATEGIES TO ACHIEVE THE PERFORMANCE MEASUREMENT TARGETS:

Public awareness concerning the existence of a "one stop shop" for the submission of Tips/Complaints to the Department will assist in ensuring it becomes the go-to method of receiving this type of input. As more tips and complaints are received through this streamlined portal, increased efficiency in the reception and processing of tips and complaints will be expected. Quality metrics regarding user satisfaction with this portal can be expected once it is implemented.

DECISION ITEM DETAIL

Budget Unit	FY 2023	FY 2023	FY 2024	FY 2024	FY 2025	FY 2025	FY 2025	FY 2025
Decision Item	ACTUAL	ACTUAL	BUDGET	BUDGET	DEPT REQ	DEPT REQ	GOV REC	GOV REC
Budget Object Class	DOLLAR	FTE	DOLLAR	FTE	DOLLAR	FTE	DOLLAR	FTE
DOLIR IT CONSOLIDATION								
DOLIR Tips & Complaints Portal - 1300031								
PROFESSIONAL SERVICES	0	0.00	0	0.00	1,937,000	0.00	0	0.00
TOTAL - EE	0	0.00	0	0.00	1,937,000	0.00	0	0.00
GRAND TOTAL	\$0	0.00	\$0	0.00	\$1,937,000	0.00	\$0	0.00
GENERAL REVENUE	\$0	0.00	\$0	0.00	\$1,937,000	0.00		0.00
FEDERAL FUNDS	\$0	0.00	\$0	0.00	\$0	0.00		0.00
OTHER FUNDS	\$0	0.00	\$0	0.00	\$0	0.00		0.00

CORE DECISION ITEM

Department: Office of Administration	Budget Unit <u>30593C</u>
Division: Information Technology Services Division (ITSD)	
Core: DPS IT Core	HB Section <u>05.030</u>

1. CORE FINANCIAL SUMMARY

	FY 2025 Budget Request					FY 2025 Governor's Recommendation			
	GR	Federal	Other	Total		GR	Federal	Other	Total
PS	1,271,731	1	494,620	1,766,352	PS	1,271,731	1	494,620	1,766,352
EE	1,636,697	48,669	3,976,976	5,662,342	EE	1,636,697	48,669	3,976,976	5,662,342
PSD	1	0	3,505	3,506	PSD	1	0	3,505	3,506
TRF	0	0	0	0	TRF	0	0	0	0
Total	2,908,429	48,670	4,475,101	7,432,200	Total	2,908,429	48,670	4,475,101	7,432,200
FTE	9.86	0.00	6.81	16.67	FTE	9.86	0.00	6.81	16.67

Est. Fringe	622,061	0	286,624	908,686
--------------------	---------	---	---------	---------

Note: Fringes budgeted in House Bill 5 except for certain fringes budgeted directly to MoDOT, Highway Patrol, and Conservation.

Est. Fringe	622,061	0	286,624	908,686
--------------------	---------	---	---------	---------

Note: Fringes budgeted in House Bill 5 except for certain fringes budgeted directly to MoDOT, Highway Patrol, and Conservation.

Other Funds: See Decision Item Summary on Following Pages

Other Funds:

2. CORE DESCRIPTION

This core request is for funding for all IT expenditures specific to the Department Public Safety (DPS), including new IT hardware and software, hardware maintenance, annual software licensing, State Data Center and telecommunications/network charges, and application development.

3. PROGRAM LISTING (list programs included in this core funding)

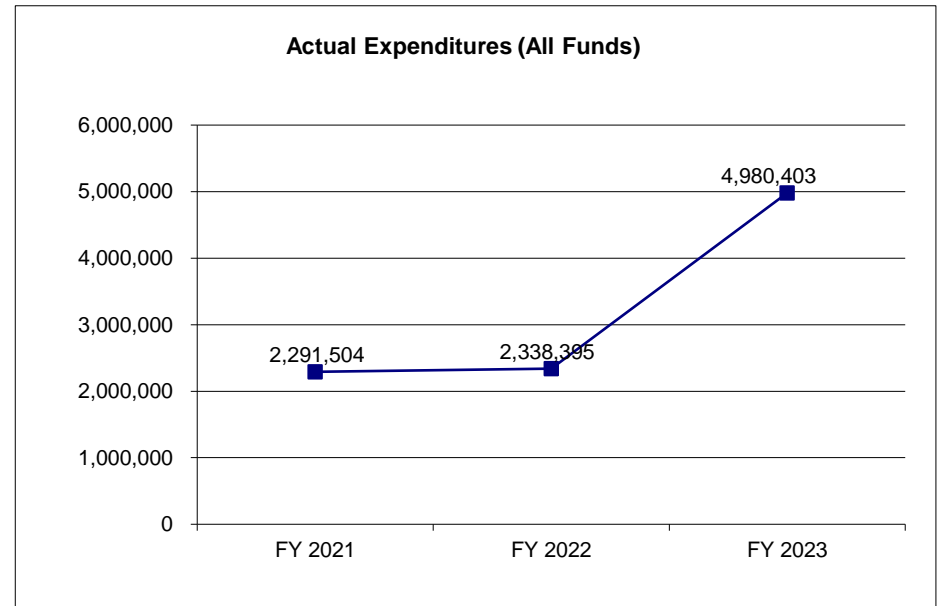
ITSD-DPS

CORE DECISION ITEM

Department: Office of Administration	Budget Unit <u>30593C</u>
Division: Information Technology Services Division (ITSD)	
Core: DPS IT Core	HB Section <u>05.030</u>

4. FINANCIAL HISTORY

	FY 2021 Actual	FY 2022 Actual	FY 2023 Actual	FY 2024 Current Yr.
Appropriation (All Funds)	3,277,765	4,971,116	7,756,147	7,578,564
Less Reverted (All Funds)	(100,666)	(35,333)	(105,639)	(91,794)
Less Restricted (All Funds)*		0	0	0
Budget Authority (All Funds)	3,177,099	4,935,783	7,650,508	7,486,770
Actual Expenditures (All Funds)	2,291,504	2,338,395	4,980,403	N/A
Unexpended (All Funds)	885,595	2,597,388	2,670,105	N/A
Unexpended, by Fund:				
General Revenue	223,339	34,462	1,074,110	N/A
Federal	48,670	48,670	48,670	N/A
Other	613,586	2,514,256	1,547,325	N/A



*Current Year restricted amount is as of _____.

Reverted includes the statutory three percent reserve amount (when applicable).

Restricted includes any Governor's expenditure restrictions which remained at the end of the fiscal year (when applicable).

NOTES:

Actual appropriation is the budget authority amount after all required flexibility transactions were processed. Flexibility is used to help manage priorities for all consolidated agencies as IT needs for each agency can change very rapidly throughout the year.

CORE RECONCILIATION DETAIL

STATE
DPS IT CONSOLIDATION

5. CORE RECONCILIATION DETAIL

			Budget Class	FTE	GR	Federal	Other	Total	Explanation
TAFP AFTER VETOES									
			PS	16.67	1,271,731	1	494,620	1,766,352	
			EE	0.00	1,788,061	48,669	3,971,976	5,808,706	
			PD	0.00	1	0	3,505	3,506	
			Total	16.67	3,059,793	48,670	4,470,101	7,578,564	
DEPARTMENT CORE ADJUSTMENTS									
1x Expenditures	1027	3789	EE	0.00	(151,364)	0	0	(151,364)	Core reduction of 1X funding included in the Crime Victims Comp System Modernization NDI.
Core Reallocation	1010	3876	EE	0.00	0	0	5,000	5,000	Core reallocation from DNR OTHER to DPS OTHER to better reflect "other fund" planned spending on maintenance costs.
NET DEPARTMENT CHANGES				0.00	(151,364)	0	5,000	(146,364)	
DEPARTMENT CORE REQUEST									
			PS	16.67	1,271,731	1	494,620	1,766,352	
			EE	0.00	1,636,697	48,669	3,976,976	5,662,342	
			PD	0.00	1	0	3,505	3,506	
			Total	16.67	2,908,429	48,670	4,475,101	7,432,200	
GOVERNOR'S RECOMMENDED CORE									
			PS	16.67	1,271,731	1	494,620	1,766,352	
			EE	0.00	1,636,697	48,669	3,976,976	5,662,342	
			PD	0.00	1	0	3,505	3,506	
			Total	16.67	2,908,429	48,670	4,475,101	7,432,200	

DECISION ITEM SUMMARY

Budget Unit									
Decision Item	FY 2023	FY 2023	FY 2024	FY 2024	FY 2025	FY 2025	FY 2025	FY 2025	FY 2025
Budget Object Summary	ACTUAL	ACTUAL	BUDGET	BUDGET	DEPT REQ	DEPT REQ	GOV REC	GOV REC	GOV REC
Fund	DOLLAR	FTE	DOLLAR	FTE	DOLLAR	FTE	DOLLAR	FTE	DOLLAR
DPS IT CONSOLIDATION									
CORE									
PERSONAL SERVICES									
GENERAL REVENUE	900,173	14.15	1,271,731	9.86	1,271,731	9.86	1,271,731	9.86	1,271,731
OA INFORMATION TECH FED& OTHER	0	0.00	1	0.00	1	0.00	1	0.00	1
ELEVATOR SAFETY	0	0.00	1	0.00	1	0.00	1	0.00	1
MO VETERANS HOMES	247,961	4.42	296,587	6.81	296,587	6.81	296,587	6.81	296,587
DIV ALCOHOL & TOBACCO CTRL	37,051	0.46	193,602	0.00	193,602	0.00	193,602	0.00	193,602
CRIME VICTIMS COMP FUND	3,722	0.07	4,430	0.00	4,430	0.00	4,430	0.00	4,430
TOTAL - PS	1,188,907	19.10	1,766,352	16.67	1,766,352	16.67	1,766,352	16.67	1,766,352
EXPENSE & EQUIPMENT									
GENERAL REVENUE	1,441,390	0.00	1,788,061	0.00	1,636,697	0.00	1,636,697	0.00	1,636,697
OA INFORMATION TECH FED& OTHER	0	0.00	48,669	0.00	48,669	0.00	48,669	0.00	48,669
ELEVATOR SAFETY	2,717	0.00	16,688	0.00	16,688	0.00	16,688	0.00	16,688
VETERANS' COMMISSION CI TRUST	145,934	0.00	194,926	0.00	194,926	0.00	194,926	0.00	194,926
MO VETERANS HOMES	1,044,877	0.00	1,518,451	0.00	1,518,451	0.00	1,518,451	0.00	1,518,451
DIV ALCOHOL & TOBACCO CTRL	1,117,885	0.00	2,190,431	0.00	2,190,431	0.00	2,190,431	0.00	2,190,431
CHEMICAL EMERGENCY PREPAREDNES	2,214	0.00	11,424	0.00	11,424	0.00	11,424	0.00	11,424
CRIME VICTIMS COMP FUND	17,499	0.00	25,538	0.00	25,538	0.00	25,538	0.00	25,538
BOILER & PRESSURE VESSELS SAFE	18,980	0.00	14,518	0.00	19,518	0.00	19,518	0.00	19,518
TOTAL - EE	3,791,496	0.00	5,808,706	0.00	5,662,342	0.00	5,662,342	0.00	5,662,342
PROGRAM-SPECIFIC									
GENERAL REVENUE	0	0.00	1	0.00	1	0.00	1	0.00	1
ELEVATOR SAFETY	0	0.00	1	0.00	1	0.00	1	0.00	1
VETERANS' COMMISSION CI TRUST	0	0.00	1	0.00	1	0.00	1	0.00	1
MO VETERANS HOMES	0	0.00	3,500	0.00	3,500	0.00	3,500	0.00	3,500
DIV ALCOHOL & TOBACCO CTRL	0	0.00	1	0.00	1	0.00	1	0.00	1
CRIME VICTIMS COMP FUND	0	0.00	1	0.00	1	0.00	1	0.00	1
BOILER & PRESSURE VESSELS SAFE	0	0.00	1	0.00	1	0.00	1	0.00	1
TOTAL - PD	0	0.00	3,506	0.00	3,506	0.00	3,506	0.00	3,506
TOTAL	4,980,403	19.10	7,578,564	16.67	7,432,200	16.67	7,432,200	16.67	7,432,200
Pay Plan - 0000012									
PERSONAL SERVICES									
GENERAL REVENUE	0	0.00	0	0.00	0	0.00	40,693	0.00	40,693

1/19/24 12:30

im_disummary

DECISION ITEM SUMMARY

Budget Unit									
Decision Item	FY 2023	FY 2023	FY 2024	FY 2024	FY 2025	FY 2025	FY 2025	FY 2025	FY 2025
Budget Object Summary	ACTUAL	ACTUAL	BUDGET	BUDGET	DEPT REQ	DEPT REQ	GOV REC	GOV REC	GOV REC
Fund	DOLLAR	FTE	DOLLAR	FTE	DOLLAR	FTE	DOLLAR	FTE	DOLLAR
DPS IT CONSOLIDATION									
Pay Plan - 000012									
PERSONAL SERVICES									
MO VETERANS HOMES	0	0.00	0	0.00	0	0.00	9,491	0.00	
DIV ALCOHOL & TOBACCO CTRL	0	0.00	0	0.00	0	0.00	6,195	0.00	
CRIME VICTIMS COMP FUND	0	0.00	0	0.00	0	0.00	142	0.00	
TOTAL - PS	0	0.00	0	0.00	0	0.00	56,521	0.00	
TOTAL	0	0.00	0	0.00	0	0.00	56,521	0.00	
Office Productivity Tools - 1300021									
EXPENSE & EQUIPMENT									
GENERAL REVENUE	0	0.00	0	0.00	398,212	0.00	398,212	0.00	
TOTAL - EE	0	0.00	0	0.00	398,212	0.00	398,212	0.00	
TOTAL	0	0.00	0	0.00	398,212	0.00	398,212	0.00	
DPS Anti-Wander Software Upgra - 1300032									
EXPENSE & EQUIPMENT									
GENERAL REVENUE	0	0.00	0	0.00	360,000	0.00	0	0.00	
MO VETERANS HOMES	0	0.00	0	0.00	0	0.00	360,000	0.00	
TOTAL - EE	0	0.00	0	0.00	360,000	0.00	360,000	0.00	
TOTAL	0	0.00	0	0.00	360,000	0.00	360,000	0.00	
Fire Safety Workflow Moderniz - 1300033									
EXPENSE & EQUIPMENT									
GENERAL REVENUE	0	0.00	0	0.00	31,414	0.00	0	0.00	
TOTAL - EE	0	0.00	0	0.00	31,414	0.00	0	0.00	
TOTAL	0	0.00	0	0.00	31,414	0.00	0	0.00	
DPS Health Info Exchange - 1300034									
EXPENSE & EQUIPMENT									
GENERAL REVENUE	0	0.00	0	0.00	118,841	0.00	0	0.00	

1/19/24 12:30

im_disummary

DECISION ITEM SUMMARY

Budget Unit								
Decision Item	FY 2023	FY 2023	FY 2024	FY 2024	FY 2025	FY 2025	FY 2025	FY 2025
Budget Object Summary	ACTUAL	ACTUAL	BUDGET	BUDGET	DEPT REQ	DEPT REQ	GOV REC	GOV REC
Fund	DOLLAR	FTE	DOLLAR	FTE	DOLLAR	FTE	DOLLAR	FTE
DPS IT CONSOLIDATION								
DPS Health Info Exchange - 1300034								
EXPENSE & EQUIPMENT								
MO VETERANS HOMES	0	0.00	0	0.00	0	0.00	118,841	0.00
TOTAL - EE	0	0.00	0	0.00	118,841	0.00	118,841	0.00
TOTAL	0	0.00	0	0.00	118,841	0.00	118,841	0.00
DPS Nurse Call System - 1300035								
EXPENSE & EQUIPMENT								
GENERAL REVENUE	0	0.00	0	0.00	354,900	0.00	0	0.00
TOTAL - EE	0	0.00	0	0.00	354,900	0.00	0	0.00
TOTAL	0	0.00	0	0.00	354,900	0.00	0	0.00
GRAND TOTAL	\$4,980,403	19.10	\$7,578,564	16.67	\$8,695,567	16.67	\$8,365,774	16.67

DECISION ITEM DETAIL

Budget Unit	FY 2023	FY 2023	FY 2024	FY 2024	FY 2025	FY 2025	FY 2025	FY 2025
Decision Item	ACTUAL	ACTUAL	BUDGET	BUDGET	DEPT REQ	DEPT REQ	GOV REC	GOV REC
Budget Object Class	DOLLAR	FTE	DOLLAR	FTE	DOLLAR	FTE	DOLLAR	FTE
DPS IT CONSOLIDATION								
CORE								
DATA PROCESSOR TECHNICAL	36,955	0.65	31,447	0.52	31,447	0.52	31,447	0.52
DATA PROCESSING MANAGER	171	0.00	71,102	0.78	71,102	0.78	71,102	0.78
MISCELLANEOUS PROFESSIONAL	13,206	0.14	0	0.00	0	0.00	0	0.00
SPECIAL ASST OFFICIAL & ADMSTR	8,605	0.08	0	0.00	0	0.00	0	0.00
SPECIAL ASST PROFESSIONAL	19,010	0.15	0	0.00	0	0.00	0	0.00
ASSOC APPLICATIONS DEVELOPER	116,618	2.29	252,357	6.81	252,357	6.81	252,357	6.81
APPLICATIONS DEVELOPER	24,615	0.41	1,988	0.00	1,988	0.00	1,988	0.00
SENIOR APPLICATIONS DEVELOPER	34,397	0.43	37,995	0.00	37,995	0.00	37,995	0.00
APPLICATIONS DEVELOPMENT MGR	19,965	0.23	75,972	0.95	75,972	0.95	75,972	0.95
GEOGRAPHIC INFO SYSTEMS SPEC	22,165	0.35	0	0.00	0	0.00	0	0.00
GEOGRAPHIC INFO SYSTEMS SPV	1,002	0.01	0	0.00	0	0.00	0	0.00
DIR STRATEGY & PLANNING LVL 1	26,565	0.35	0	0.00	0	0.00	0	0.00
BUSINESS ANALYST	5,497	0.10	354,796	0.00	354,796	0.00	354,796	0.00
SENIOR BUSINESS ANALYST	23,726	0.29	5	0.00	5	0.00	5	0.00
PROJECT MANAGER	44,587	0.62	404,291	2.14	404,291	2.14	404,291	2.14
SENIOR PROJECT MANAGER	2,193	0.02	3,281	0.00	3,281	0.00	3,281	0.00
PROJECT MANAGER DIRECTOR	11,794	0.11	0	0.00	0	0.00	0	0.00
NETWORK INFRASTRUCTURE SPEC	84	0.00	0	0.00	0	0.00	0	0.00
NETWORK INFRASTRUCTURE SPV	117	0.00	0	0.00	0	0.00	0	0.00
QUALITY CONTROL SPECIALIST	65,785	0.93	0	0.00	0	0.00	0	0.00
QUALITY CONTROL COORDINATOR	0	0.00	93,257	0.61	93,257	0.61	93,257	0.61
SYSTEMS ADMINISTRATION TECH	13,728	0.25	155,783	2.29	155,783	2.29	155,783	2.29
SYSTEMS ADMINISTRATION SPEC	58,930	0.92	0	0.00	0	0.00	0	0.00
SR SYSTEMS ADMINISTRATION SPEC	1,854	0.02	0	0.00	0	0.00	0	0.00
SYSTEMS ADMINISTRATOR	6,800	0.08	51	0.00	51	0.00	51	0.00
CYBERSECURITY TECHNICIAN	45,112	0.76	0	0.00	0	0.00	0	0.00
CYBERSECURITY ANALYST	37,431	0.46	0	0.00	0	0.00	0	0.00
CYBERSECURITY SPECIALIST	57,703	0.63	0	0.00	0	0.00	0	0.00
SR CYBERSECURITY SPECIALIST	42,930	0.41	0	0.00	0	0.00	0	0.00
CLIENT SUPPORT TECH-TIER 1	0	0.00	271,140	2.41	271,140	2.41	271,140	2.41
CLIENT SUPPORT TECH-TIER 2	387,961	7.52	0	0.00	0	0.00	0	0.00
SENIOR CLIENT SUPPORT TECH	8,017	0.13	12,886	0.16	12,886	0.16	12,886	0.16

DECISION ITEM DETAIL

Budget Unit	FY 2023	FY 2023	FY 2024	FY 2024	FY 2025	FY 2025	FY 2025	FY 2025
Decision Item	ACTUAL	ACTUAL	BUDGET	BUDGET	DEPT REQ	DEPT REQ	GOV REC	GOV REC
Budget Object Class	DOLLAR	FTE	DOLLAR	FTE	DOLLAR	FTE	DOLLAR	FTE
DPS IT CONSOLIDATION								
CORE								
CLIENT SUPPORT SUPERVISOR	46,214	0.70	0	0.00	0	0.00	0	0.00
CLIENT SUPPORT MANAGER	5,170	0.06	0	0.00	0	0.00	0	0.00
OTHER	0	0.00	1	0.00	1	0.00	1	0.00
TOTAL - PS	1,188,907	19.10	1,766,352	16.67	1,766,352	16.67	1,766,352	16.67
TRAVEL, IN-STATE	889	0.00	3,305	0.00	3,305	0.00	3,305	0.00
FUEL & UTILITIES	0	0.00	23	0.00	23	0.00	23	0.00
SUPPLIES	778	0.00	50,879	0.00	50,879	0.00	50,879	0.00
PROFESSIONAL DEVELOPMENT	0	0.00	15,826	0.00	15,826	0.00	15,826	0.00
COMMUNICATION SERV & SUPP	364,253	0.00	147,755	0.00	147,755	0.00	147,755	0.00
PROFESSIONAL SERVICES	860,867	0.00	3,342,923	0.00	3,666,559	0.00	3,666,559	0.00
HOUSEKEEPING & JANITORIAL SERV	0	0.00	9	0.00	9	0.00	9	0.00
M&R SERVICES	881,687	0.00	464,078	0.00	469,078	0.00	469,078	0.00
COMPUTER EQUIPMENT	1,666,653	0.00	1,728,085	0.00	1,253,085	0.00	1,253,085	0.00
OFFICE EQUIPMENT	0	0.00	112	0.00	112	0.00	112	0.00
OTHER EQUIPMENT	16,369	0.00	55,701	0.00	55,701	0.00	55,701	0.00
BUILDING LEASE PAYMENTS	0	0.00	1	0.00	1	0.00	1	0.00
EQUIPMENT RENTALS & LEASES	0	0.00	9	0.00	9	0.00	9	0.00
TOTAL - EE	3,791,496	0.00	5,808,706	0.00	5,662,342	0.00	5,662,342	0.00
DEBT SERVICE	0	0.00	3,506	0.00	3,506	0.00	3,506	0.00
TOTAL - PD	0	0.00	3,506	0.00	3,506	0.00	3,506	0.00
GRAND TOTAL	\$4,980,403	19.10	\$7,578,564	16.67	\$7,432,200	16.67	\$7,432,200	16.67
GENERAL REVENUE	\$2,341,563	14.15	\$3,059,793	9.86	\$2,908,429	9.86	\$2,908,429	9.86
FEDERAL FUNDS	\$0	0.00	\$48,670	0.00	\$48,670	0.00	\$48,670	0.00
OTHER FUNDS	\$2,638,840	4.95	\$4,470,101	6.81	\$4,475,101	6.81	\$4,475,101	6.81

NEW DECISION ITEM
RANK: _____ **OF** _____

Department: Office of Administration	Budget Unit 30593C
Division: Information Technology Services Division	
DI Name: DPS- Anti-Wander Software Upgrade DI#1300032	HB Section 5.03

1. AMOUNT OF REQUEST

	FY 2025 Budget Request					FY 2025 Governor's Recommendation			
	GR	Federal	Other	Total		GR	Federal	Other	Total
PS	0	0	0	0	PS	0	0	0	0
EE	360,000	0	0	360,000	EE	0	0	360,000	360,000
PSD	0	0	0	0	PSD	0	0	0	0
TRF	0	0	0	0	TRF	0	0	0	0
Total	<u>360,000</u>	<u>0</u>	<u>0</u>	<u>360,000</u>	Total	<u>0</u>	<u>0</u>	<u>360,000</u>	<u>360,000</u>
FTE	0.00	0.00	0.00	0.00	FTE	0.00	0.00	0.00	0.00

Est. Fringe	0	0	0	0
--------------------	---	---	---	---

Note: Fringes budgeted in House Bill 5 except for certain fringes budgeted directly to MoDOT, Highway Patrol, and Conservation.

Est. Fringe	0	0	0	0
--------------------	---	---	---	---

Note: Fringes budgeted in House Bill 5 except for certain fringes budgeted directly to MoDOT, Highway Patrol, and Conservation.

Other Funds: _____
 Non-Counts: _____

2. THIS REQUEST CAN BE CATEGORIZED AS:

<input type="checkbox"/> New Legislation	<input type="checkbox"/> New Program	<input type="checkbox"/> Fund Switch
<input type="checkbox"/> Federal Mandate	<input type="checkbox"/> Program Expansion	<input checked="" type="checkbox"/> Cost to Continue
<input type="checkbox"/> GR Pick-Up	<input type="checkbox"/> Space Request	<input type="checkbox"/> Equipment Replacement
<input type="checkbox"/> Pay Plan	<input type="checkbox"/> Other: _____	

3. WHY IS THIS FUNDING NEEDED? PROVIDE AN EXPLANATION FOR ITEMS CHECKED IN #2. INCLUDE THE FEDERAL OR STATE STATUTORY OR CONSTITUTIONAL AUTHORIZATION FOR THIS PROGRAM.

Missouri Veterans Commission (MVC) runs seven skilled Veterans Homes which are required under 38 CFR 51.200(f) to "Maintain all essential mechanical, electrical, and patient care equipment in safe operating condition." While ensuring "each resident receives adequate supervision and assistance devices to prevent accidents" under 38 CFR 51.120(i)(2). The current anti-wander systems were installed in April of 2015 making this system outdated and in need of an upgrade to the existing solution. Replacement of client hardware devices are no longer available to purchase in order to fix/replace broken components. This is a Commercial off the Shelf (COTS) solution which is necessary to keep residents safe.

NEW DECISION ITEM
RANK: _____ OF _____

Department: Office of Administration	Budget Unit <u>30593C</u>
Division: Information Technology Services Division	
DI Name: DPS- Anti-Wander Software Upgrade DI#1300032	HB Section <u>5.03</u>

4. DESCRIBE THE DETAILED ASSUMPTIONS USED TO DERIVE THE SPECIFIC REQUESTED AMOUNT. (How did you determine that the requested number of FTE were appropriate? From what source or standard did you derive the requested levels of funding? Were alternatives such as outsourcing or automation considered? If based on new legislation, does request tie to TAFP fiscal note? If not, explain why. Detail which portions of the request are one-times and how those amounts were calculated.)

There are seven Veterans Homes run by MVC. Six of the seven must receive the Anti-Wanders software upgrade. Mt. Vernon Veterans Home was upgraded in 2022.

Cost for software license purchase, implementation and training is \$60,000 per home for a total of \$360,000.

Ongoing cost for annual license maintenance & support will be \$11,500 per home for an ongoing total of \$80,500 (including Mt. Vernon's ongoing cost)

5. BREAK DOWN THE REQUEST BY BUDGET OBJECT CLASS, JOB CLASS, AND FUND SOURCE. IDENTIFY ONE-TIME COSTS.

Budget Object Class/Job Class	Dept Req GR DOLLARS	Dept Req GR FTE	Dept Req FED DOLLARS	Dept Req FED FTE	Dept Req OTHER DOLLARS	Dept Req OTHER FTE	Dept Req TOTAL DOLLARS	Dept Req TOTAL FTE	Dept Req One-Time DOLLARS
							0		
							0	0.0	
Total PS	0	0.0	0	0.0	0	0.0	0	0.0	0
400- Professional Services	240,000						240,000		240,000
430- M&R Services (software License)	120,000						120,000		39,500
							0		
Total EE	360,000		0		0		360,000		279,500
Grand Total	360,000	0	0	0	0	0	360,000	0	279,500

NEW DECISION ITEM

RANK: _____ OF _____

Department: Office of Administration	Budget Unit <u>30593C</u>
Division: Information Technology Services Division	
DI Name: DPS- Anti-Wander Software Upgrade DI#1300032	HB Section <u>5.03</u>

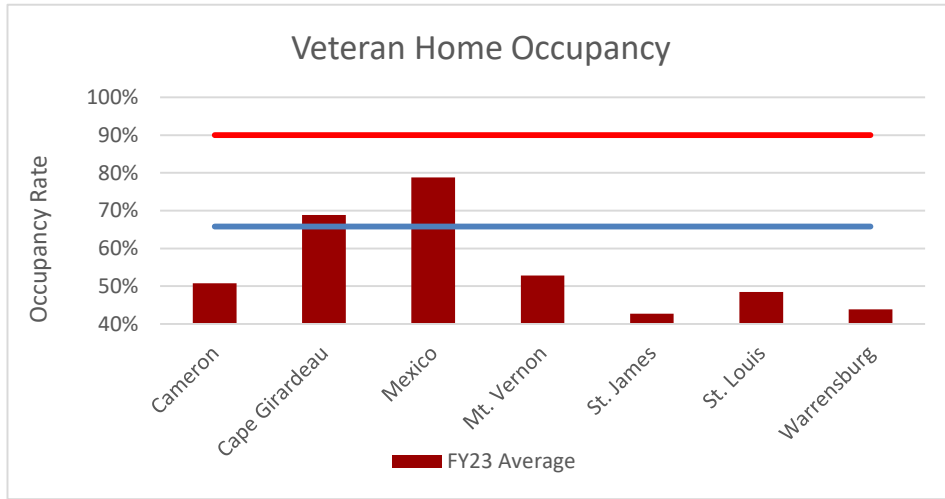
Budget Object Class/Job Class	Gov Rec GR DOLLARS	Gov Rec GR FTE	Gov Rec FED DOLLARS	Gov Rec FED FTE	Gov Rec OTHER DOLLARS	Gov Rec OTHER FTE	Gov Rec TOTAL DOLLARS	Gov Rec TOTAL FTE	Gov Rec One-Time DOLLARS
							0		
Total PS	<u>0</u>	<u>0.0</u>	<u>0</u>	<u>0.0</u>	<u>0</u>	<u>0.0</u>	<u>0</u>	<u>0.0</u>	<u>0</u>
400- Professional Services					240,000		240,000		240,000
430- M&R Services (software License)					120,000		120,000		39,500
Total EE	<u>0</u>		<u>0</u>		<u>360,000</u>		<u>360,000</u>		<u>279,500</u>
Program Distributions							0		
Total PSD	<u>0</u>		<u>0</u>		<u>0</u>		<u>0</u>		<u>0</u>
Transfers									
Total TRF	<u>0</u>		<u>0</u>		<u>0</u>		<u>0</u>		<u>0</u>
Grand Total	<u>0</u>	<u>0.0</u>	<u>0</u>	<u>0.0</u>	<u>360,000</u>	<u>0.0</u>	<u>360,000</u>	<u>0.0</u>	<u>279,500</u>

NEW DECISION ITEM
RANK: _____ **OF** _____

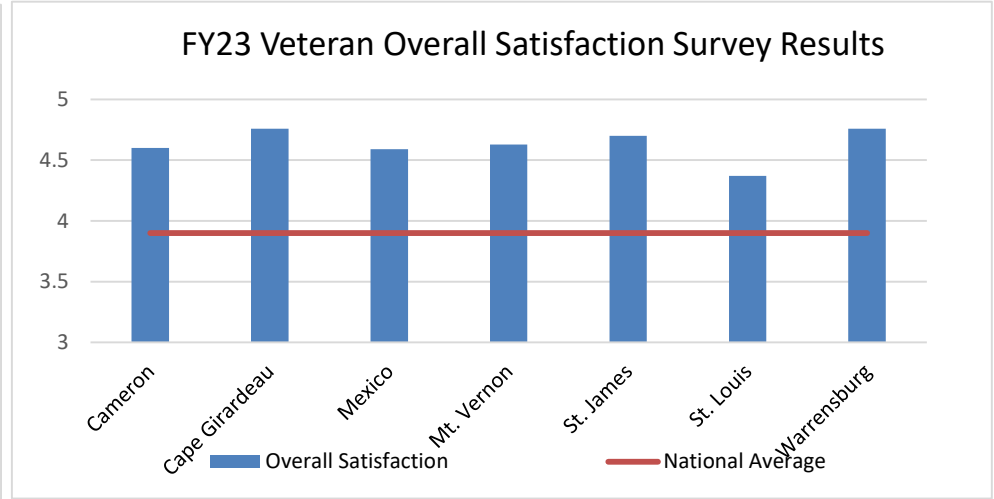
Department: Office of Administration	Budget Unit <u>30593C</u>
Division: Information Technology Services Division	
DI Name: DPS- Anti-Wander Software Upgrade DI#1300032	HB Section <u>5.03</u>

6. PERFORMANCE MEASURES (If new decision item has an associated core, separately identify projected performance with & without additional funding.)

6a. Provide an activity measure(s) for the program.



6b. Provide a measure(s) of the program's quality.



NEW DECISION ITEM

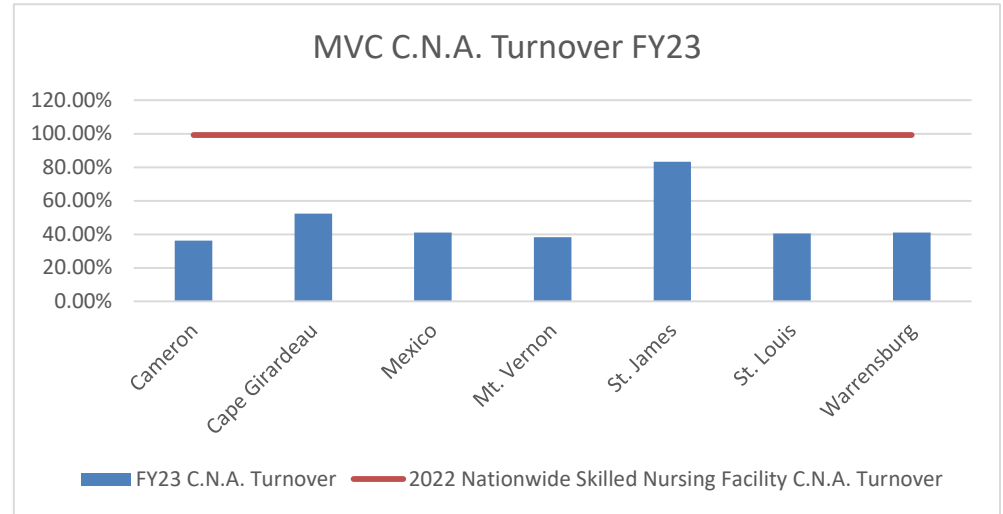
RANK: _____ OF _____

Department: Office of Administration	Budget Unit 30593C
Division: Information Technology Services Division	
DI Name: DPS- Anti-Wander Software Upgrade DI#1300032	HB Section 5.03

6c. Provide a measure(s) of the program's impact.

Anti-wander systems are considered “essential” based on the population MVC serves. This system is installed in each of the seven Veterans Homes to eliminate the risk of wandering and elopement. Veterans who have a history of elopement, or who are cognitively impaired are at high risk of elopement and/or wandering. This creates a serious safety risk. If MVC does not upgrade their Anti-Wander system, flight risk veterans will have to have one-on-one care in a Memory Unit resulting in Veteran rights being violated.

6d. Provide a measure(s) of the program's efficiency.



NEW DECISION ITEM

RANK: _____ OF _____

Department: Office of Administration	Budget Unit <u>30593C</u>
Division: Information Technology Services Division	
DI Name: DPS- Anti-Wander Software Upgrade DI#1300032	HB Section <u>5.03</u>

7. STRATEGIES TO ACHIEVE THE PERFORMANCE MEASUREMENT TARGETS:

Anti-wander systems are essential in managing each Veterans Home. The risk of not having an properly functioning Anti-Wander system is of utmost importance in the entire operation of the home. Staffing levels have been impacted greatly since the onset of COVID and the affects on long-term care. Exiting staff require the support of properly functioning equipment to aid in their day to day operations. Without a properly functioning Anti-Wander system, not only do Homes risk overall Veteran safety in their home, but we risk the safety of staff and family members which directly result in higher turnover and decreased Veteran satisfaction, and risk to all Veterans rights.

DECISION ITEM DETAIL

Budget Unit	FY 2023	FY 2023	FY 2024	FY 2024	FY 2025	FY 2025	FY 2025	FY 2025
Decision Item	ACTUAL	ACTUAL	BUDGET	BUDGET	DEPT REQ	DEPT REQ	GOV REC	GOV REC
Budget Object Class	DOLLAR	FTE	DOLLAR	FTE	DOLLAR	FTE	DOLLAR	FTE
DPS IT CONSOLIDATION								
DPS Anti-Wander Software Upgra - 1300032								
PROFESSIONAL SERVICES	0	0.00	0	0.00	240,000	0.00	240,000	0.00
M&R SERVICES	0	0.00	0	0.00	120,000	0.00	120,000	0.00
TOTAL - EE	0	0.00	0	0.00	360,000	0.00	360,000	0.00
GRAND TOTAL	\$0	0.00	\$0	0.00	\$360,000	0.00	\$360,000	0.00
GENERAL REVENUE	\$0	0.00	\$0	0.00	\$360,000	0.00	\$0	0.00
FEDERAL FUNDS	\$0	0.00	\$0	0.00	\$0	0.00	\$0	0.00
OTHER FUNDS	\$0	0.00	\$0	0.00	\$0	0.00	\$360,000	0.00

NEW DECISION ITEM
RANK: _____ OF _____

Department: Office of Administration	Budget Unit <u>30593C</u>
Division: Information Technology Services Division	
DI Name: DPS- Fire Safety Workflow Modernization DI#1300033	HB Section <u>5.030</u>

1. AMOUNT OF REQUEST

	FY 2025 Budget Request			
	GR	Federal	Other	Total
PS	0	0	0	0
EE	31,414	0	0	31,414
PSD	0	0	0	0
TRF	0	0	0	0
Total	31,414	0	0	31,414
FTE	0.00	0.00	0.00	0.00

	FY 2025 Governor's Recommendation			
	GR	Federal	Other	Total
PS	0	0	0	0
EE	0	0	0	0
PSD	0	0	0	0
TRF	0	0	0	0
Total	0	0	0	0
FTE	0.00	0.00	0.00	0.00

Est. Fringe	0	0	0	0
--------------------	---	---	---	---

Note: Fringes budgeted in House Bill 5 except for certain fringes budgeted directly to MoDOT, Highway Patrol, and Conservation.

Est. Fringe	0	0	0	0
--------------------	---	---	---	---

Note: Fringes budgeted in House Bill 5 except for certain fringes budgeted directly to MoDOT, Highway Patrol, and Conservation.

Other Funds:
Non-Counts:

Other Funds:
Non-Counts:

2. THIS REQUEST CAN BE CATEGORIZED AS:

<input type="checkbox"/> New Legislation	<input type="checkbox"/> New Program	<input type="checkbox"/> Fund Switch
<input type="checkbox"/> Federal Mandate	<input checked="" type="checkbox"/> Program Expansion	<input type="checkbox"/> Cost to Continue
<input type="checkbox"/> GR Pick-Up	<input type="checkbox"/> Space Request	<input type="checkbox"/> Equipment Replacement
<input type="checkbox"/> Pay Plan	<input type="checkbox"/> Other: _____	

3. WHY IS THIS FUNDING NEEDED? PROVIDE AN EXPLANATION FOR ITEMS CHECKED IN #2. INCLUDE THE FEDERAL OR STATE STATUTORY OR CONSTITUTIONAL AUTHORIZATION FOR THIS PROGRAM.

The Division of Fire Safety (DFS) is an extremely diverse division with six units and four Governor appointed boards and/or commissions that support twelve separate programs. Over the last few years, the Division has made improvements to internal processes through the use of various ESRI products and solutions that have proven to save time and money. Currently, various workflows utilize outdated programs and processes that are no longer supported. These include, but are not limited to, everything from the use of Microsoft Access, all of the way down to the use of a typewriter. In today's business world, processes are required to be more efficient than this and, our customers and stakeholder desire and deserve better.

NEW DECISION ITEM

RANK: _____ OF _____

Department: Office of Administration	Budget Unit 30593C
Division: Information Technology Services Division	
DI Name: DPS- Fire Safety Workflow Modernization DI#1300033	HB Section 5.030

DFS is charged with the oversight of twelve different statutorily mandated programs. These programs contain numerous other parts and are all administered by a staff of only 22 office workers and 45 field staff. Some programs and processes have recently had some modernization. Some solutions were commercial off-the-shelf products, and many have made use of ESRI products. Collectively, however, there are currently more outdated processes than modernized, and much work is yet to be done.

With the existing use of Geospatial Information System (GIS) tools, as well as now having a GIS Professional on staff with in ITSD, it has been determined that the solution can be built in-house at a fraction of the cost of other solutions. This proposed solution will be an expansion of the current workflow.

4. DESCRIBE THE DETAILED ASSUMPTIONS USED TO DERIVE THE SPECIFIC REQUESTED AMOUNT. (How did you determine that the requested number of FTE were appropriate? From what source or standard did you derive the requested levels of funding? Were alternatives such as outsourcing or automation considered? If based on new legislation, does request tie to TAFP fiscal note? If not, explain why. Detail which portions of the request are one-times and how those amounts were calculated.)

Additional internal and external user licenses will be needed for the additional workflows. The cost of these licenses has been quoted and 10% increase has been added due to expected increases in cost by the time the funding is available.

5. BREAK DOWN THE REQUEST BY BUDGET OBJECT CLASS, JOB CLASS, AND FUND SOURCE. IDENTIFY ONE-TIME COSTS.

Budget Object Class/Job Class	Dept Req GR DOLLARS	Dept Req GR FTE	Dept Req FED DOLLARS	Dept Req FED FTE	Dept Req OTHER DOLLARS	Dept Req OTHER FTE	Dept Req TOTAL DOLLARS	Dept Req TOTAL FTE	Dept Req One-Time DOLLARS
							0		
							0	0.0	
Total PS	0	0.0	0	0.0	0	0.0	0	0.0	0
430- M&R Services (software License)	31,414						31,414		
							0		
Total EE	31,414		0		0		31,414		0
Grand Total	31,414	0	0	0	0	0	31,414	0	0

NEW DECISION ITEM
RANK: _____ OF _____

Department: Office of Administration	Budget Unit <u>30593C</u>
Division: Information Technology Services Division	
DI Name: DPS- Fire Safety Workflow Modernization DI#1300033	HB Section <u>5.030</u>

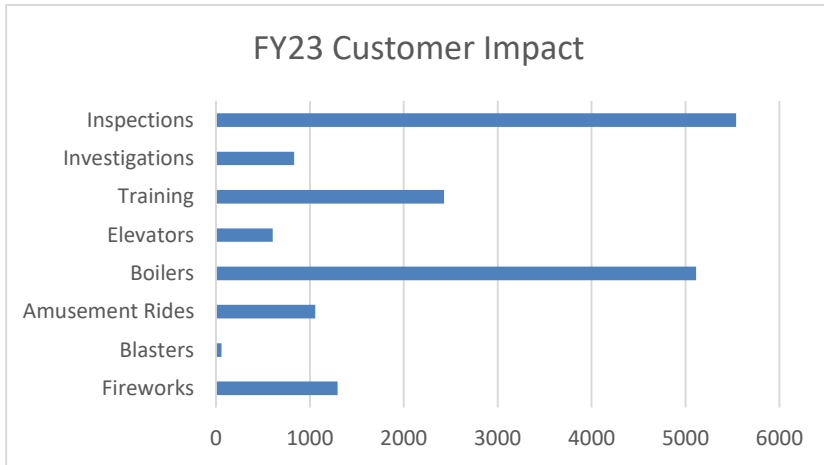
Budget Object Class/Job Class	Gov Rec GR DOLLARS	Gov Rec GR FTE	Gov Rec FED DOLLARS	Gov Rec FED FTE	Gov Rec OTHER DOLLARS	Gov Rec OTHER FTE	Gov Rec TOTAL DOLLARS	Gov Rec TOTAL FTE	Gov Rec One-Time DOLLARS
							0		
							0	0.0	
Total PS	<u>0</u>	<u>0.0</u>	<u>0</u>	<u>0.0</u>	<u>0</u>	<u>0.0</u>	<u>0</u>	<u>0.0</u>	<u>0</u>
							0		
							0		
							0		
Total EE	<u>0</u>		<u>0</u>		<u>0</u>		<u>0</u>		<u>0</u>
Program Distributions							0		
Total PSD	<u>0</u>		<u>0</u>		<u>0</u>		<u>0</u>		<u>0</u>
Transfers							0		
Total TRF	<u>0</u>		<u>0</u>		<u>0</u>		<u>0</u>		<u>0</u>
Grand Total	<u><u>0</u></u>	<u><u>0.0</u></u>	<u><u>0</u></u>	<u><u>0.0</u></u>	<u><u>0</u></u>	<u><u>0.0</u></u>	<u><u>0</u></u>	<u><u>0.0</u></u>	<u><u>0</u></u>

NEW DECISION ITEM
RANK: _____ **OF** _____

Department: Office of Administration	Budget Unit 30593C
Division: Information Technology Services Division	
DI Name: DPS- Fire Safety Workflow Modernization DI#1300033	HB Section 5.030

6. PERFORMANCE MEASURES (If new decision item has an associated core, separately identify projected performance with & without additional funding.)

6a. Provide an activity measure(s) for the program.



6b. Provide a measure(s) of the program's quality.

Several units in the Division are currently using Access database which is no longer supported. Access does not allow for reliable reporting or for searching data due to its original design, nor is any function of the program accessible to the field inspectors.

This program will allow staff to have access to real-time data and allow for a customer portal where stakeholders have the ability to access, maintain, and update their account information.

6c. Provide a measure(s) of the program's impact.

This project aligns with the Division of Fire Safety's strategic priority of creating an environment which encourages a culture of service and employs new technologies to better perform the duties of the Division and improve the effectiveness and efficiency of the Division's workforce.

6d. Provide a measure(s) of the program's efficiency.

By implementing this program the Division will see an increase in efficiency by reducing the downtime our customers may experience while waiting for inspections, reports and licenses/permits. The increase in efficiency will serve all customers in a timelier manner and will reduce the processing time which will equate to more efficiency within their own business and will reduce costs for both employees and customers.

NEW DECISION ITEM

RANK: _____ **OF** _____

Department: Office of Administration	Budget Unit 30593C
Division: Information Technology Services Division	
DI Name: DPS- Fire Safety Workflow Modernization DI#1300033	HB Section 5.030

7. STRATEGIES TO ACHIEVE THE PERFORMANCE MEASUREMENT TARGETS:

Continued use of outdated technology is proving to be time consuming and inefficient. The Division of Fire Safety is requesting funding for this expansion so all units across the Division can increase efficiency and productivity while allowing for better service to the citizens of our State.

DECISION ITEM DETAIL

Budget Unit	FY 2023	FY 2023	FY 2024	FY 2024	FY 2025	FY 2025	FY 2025	FY 2025
Decision Item	ACTUAL	ACTUAL	BUDGET	BUDGET	DEPT REQ	DEPT REQ	GOV REC	GOV REC
Budget Object Class	DOLLAR	FTE	DOLLAR	FTE	DOLLAR	FTE	DOLLAR	FTE
DPS IT CONSOLIDATION								
Fire Safety Workflow Moderniz - 1300033								
M&R SERVICES	0	0.00	0	0.00	31,414	0.00	0	0.00
TOTAL - EE	0	0.00	0	0.00	31,414	0.00	0	0.00
GRAND TOTAL	\$0	0.00	\$0	0.00	\$31,414	0.00	\$0	0.00
GENERAL REVENUE	\$0	0.00	\$0	0.00	\$31,414	0.00		0.00
FEDERAL FUNDS	\$0	0.00	\$0	0.00	\$0	0.00		0.00
OTHER FUNDS	\$0	0.00	\$0	0.00	\$0	0.00		0.00

NEW DECISION ITEM

RANK: _____ OF _____

Department: Office of Administration	Budget Unit <u>30593C</u>
Division: Information Technology Services Division	
DI Name: DPS- Health Information Exchange DI#1300034	HB Section <u>5.030</u>

1. AMOUNT OF REQUEST

	FY 2025 Budget Request					FY 2025 Governor's Recommendation			
	GR	Federal	Other	Total		GR	Federal	Other	Total
PS	0	0	0	0	PS	0	0	0	0
EE	118,841	0	0	118,841	EE	0	0	118,841	118,841
PSD	0	0	0	0	PSD	0	0	0	0
TRF	0	0	0	0	TRF	0	0	0	0
Total	118,841	0	0	118,841	Total	0	0	118,841	118,841
FTE	0.00	0.00	0.00	0.00	FTE	0.00	0.00	0.00	0.00

Est. Fringe	0	0	0	0
--------------------	---	---	---	---

Note: Fringes budgeted in House Bill 5 except for certain fringes budgeted directly to MoDOT, Highway Patrol, and Conservation.

Est. Fringe	0	0	0	0
--------------------	---	---	---	---

Note: Fringes budgeted in House Bill 5 except for certain fringes budgeted directly to MoDOT, Highway Patrol, and Conservation.

Other Funds:
Non-Counts:

Other Funds:
Non-Counts:

2. THIS REQUEST CAN BE CATEGORIZED AS:

<input type="checkbox"/> New Legislation	<input type="checkbox"/> New Program	<input type="checkbox"/> Fund Switch
<input type="checkbox"/> Federal Mandate	<input type="checkbox"/> Program Expansion	<input type="checkbox"/> Cost to Continue
<input type="checkbox"/> GR Pick-Up	<input type="checkbox"/> Space Request	<input type="checkbox"/> Equipment Replacement
<input type="checkbox"/> Pay Plan	<input checked="" type="checkbox"/> Other: <u>IT System Upgrade</u>	

3. WHY IS THIS FUNDING NEEDED? PROVIDE AN EXPLANATION FOR ITEMS CHECKED IN #2. INCLUDE THE FEDERAL OR STATE STATUTORY OR CONSTITUTIONAL AUTHORIZATION FOR THIS PROGRAM.

Missouri Veteran's Commission (MVC) has relied on paper communications since the beginning of the first Veteran home in 1886. Paper medical records were then converted to electronic records in the early 2000s. With the electronic conversion MVC still does not have inter-operability which makes sending, receiving and tracking medical information difficult. MVC would like to connect with a Federal Health Information Exchange (HIE) to access VA and Department of Defense (DoD) records as well as send and receive health information.

NEW DECISION ITEM

RANK: _____ OF _____

Department: Office of Administration	Budget Unit 30593C
Division: Information Technology Services Division	
DI Name: DPS- Health Information Exchange DI#1300034	HB Section 5.030

4. DESCRIBE THE DETAILED ASSUMPTIONS USED TO DERIVE THE SPECIFIC REQUESTED AMOUNT. (How did you determine that the requested number of FTE were appropriate? From what source or standard did you derive the requested levels of funding? Were alternatives such as outsourcing or automation considered? If based on new legislation, does request tie to TAFP fiscal note? If not, explain why. Detail which portions of the request are one-times and how those amounts were calculated.)

The cost estimate is based on a quote provided by a vendor. The quote has an expiration so we assume a 10% cost increase by the time funding is available.

5. BREAK DOWN THE REQUEST BY BUDGET OBJECT CLASS, JOB CLASS, AND FUND SOURCE. IDENTIFY ONE-TIME COSTS.

Budget Object Class/Job Class	Dept Req GR DOLLARS	Dept Req GR FTE	Dept Req FED DOLLARS	Dept Req FED FTE	Dept Req OTHER DOLLARS	Dept Req OTHER FTE	Dept Req TOTAL DOLLARS	Dept Req TOTAL FTE	Dept Req One-Time DOLLARS
							0		
Total PS	0	0.0	0	0.0	0	0.0	0	0.0	0
430- M&R Services (Software)	100,278						100,278		
320- Professional Development	7,425						7,425		7,425
400- Professional Services	11,138						11,138		11,138
Total EE	118,841		0		0		118,841		18,563
Program Distributions							0		
Total PSD	0		0		0		0		0
Transfers							0		
Total TRF	0		0		0		0		0
Grand Total	118,841	0.0	0	0.0	0	0.0	118,841	0.0	18,563

NEW DECISION ITEM

RANK: _____ OF _____

Department: Office of Administration	Budget Unit <u>30593C</u>
Division: Information Technology Services Division	
DI Name: DPS- Health Information Exchange <u>DI#1300034</u>	HB Section <u>5.030</u>

Budget Object Class/Job Class	Gov Rec GR DOLLARS	Gov Rec GR FTE	Gov Rec FED DOLLARS	Gov Rec FED FTE	Gov Rec OTHER DOLLARS	Gov Rec OTHER FTE	Gov Rec TOTAL DOLLARS	Gov Rec TOTAL FTE	Gov Rec One-Time DOLLARS
							0		
Total PS	0	0.0	0	0.0	0	0.0	0	0.0	0
430- M&R Services (Software)					100,278		100,278		
320- Professional Development					7,425		7,425		7,425
400- Professional Services					11,138		11,138		11,138
							0		
Total EE	0		0		118,841		118,841		18,563
Program Distributions							0		
Total PSD	0		0		0		0		0
Transfers							0		
Total TRF	0		0		0		0		0
Grand Total	0	0.0	0	0.0	118,841	0.0	118,841	0.0	18,563

NEW DECISION ITEM

RANK: _____ OF _____

Department: Office of Administration	Budget Unit <u>30593C</u>
Division: Information Technology Services Division	
DI Name: DPS- Health Information Exchange DI#1300034	HB Section <u>5.030</u>

6. PERFORMANCE MEASURES (If new decision item has an associated core, separately identify projected performance with & without additional funding.)

6a. Provide an activity measure(s) for the program.
 A count of how many records were retrieved/sent using the Exchange during a designated period

6b. Provide a measure(s) of the program's quality.
 WellSky Exchange Plus will provide 99.9% availability. This means the core system functionality is available for access and use through internet connection and real-time availability. Core system functionality includes all features required to commence a user session and perform end user operations, including create, read, update, and delete operations. MVC will report system availability (as reported by vendor), and document system downtime as reported by MVC team members.

6c. Provide a measure(s) of the program's impact.
 Point-to-point connections to external partners such as skilled therapy, dietary, etc. MVC is currently being charged \$ 938 for the ADT connection and \$4125 for service fees annually. The Exchange will eliminate the need for these additional fees and provide an all-inclusive Exchange model for all current and future integrations. The Exchange will help reduce paper, toner, ink, etc.

6d. Provide a measure(s) of the program's efficiency.
 Labor overhead will be calculated in the number of hours HIM team members are not spending retrieving records. 14 team members spending 50% of their workday (20 hours per week, per person) finding patient data and managing records requests. MVC believes time will be reduced to 25% (10 hours per week, per person). Once implemented, MVC will calculate time spent on record retrieval and document it here.

NEW DECISION ITEM

RANK: _____ OF _____

Department: Office of Administration	Budget Unit <u>30593C</u>
Division: Information Technology Services Division	
DI Name: DPS- Health Information Exchange DI#1300034	HB Section <u>5.030</u>

7. STRATEGIES TO ACHIEVE THE PERFORMANCE MEASUREMENT TARGETS:

MVC will coordinate with WellSky and their sub-contractor, Kno2, to measure system "up time" and compare to MVC team member feedback. In addition, MVC will review counts of records exchanged and calculate team member time savings related to electronic document management vs paper/scanning document management. By implementing the new proposed solution, MVC will no longer need to scan, send or receive health records before or after an encounter or hospitalization, making the safety of the veteran a priority. This new solution will help clinical staff learn about changes to orders, treatment and medications immediately and will help provide better care. Staff will also improve quality of care and safety but making real-time medical records available. This new system will reduce medication dosing errors due to immediate availability of updated medical records after a hospitalization, outpatient encounter or appointment. In addition, unnecessary or redundant labs, x-rays or tests will greatly diminish. MVC is also hoping to reduce the management of patient records by 50% due to this electronic solution which will also greatly decrease paper costs in all seven veteran homes.

DECISION ITEM DETAIL

Budget Unit	FY 2023	FY 2023	FY 2024	FY 2024	FY 2025	FY 2025	FY 2025	FY 2025
Decision Item	ACTUAL	ACTUAL	BUDGET	BUDGET	DEPT REQ	DEPT REQ	GOV REC	GOV REC
Budget Object Class	DOLLAR	FTE	DOLLAR	FTE	DOLLAR	FTE	DOLLAR	FTE
DPS IT CONSOLIDATION								
DPS Health Info Exchange - 1300034								
PROFESSIONAL DEVELOPMENT	0	0.00	0	0.00	7,425	0.00	7,425	0.00
PROFESSIONAL SERVICES	0	0.00	0	0.00	11,138	0.00	11,138	0.00
M&R SERVICES	0	0.00	0	0.00	100,278	0.00	100,278	0.00
TOTAL - EE	0	0.00	0	0.00	118,841	0.00	118,841	0.00
GRAND TOTAL	\$0	0.00	\$0	0.00	\$118,841	0.00	\$118,841	0.00
GENERAL REVENUE	\$0	0.00	\$0	0.00	\$118,841	0.00	\$0	0.00
FEDERAL FUNDS	\$0	0.00	\$0	0.00	\$0	0.00	\$0	0.00
OTHER FUNDS	\$0	0.00	\$0	0.00	\$0	0.00	\$118,841	0.00

NEW DECISION ITEM

RANK: _____ OF _____

Department: Office of Administration	Budget Unit <u>30593C</u>
Division: Information Technology Services Division	
DI Name: DPS- Nurse Call System DI#1300035	HB Section <u>5.030</u>

1. AMOUNT OF REQUEST

	FY 2025 Budget Request				FY 2025 Governor's Recommendation				
	GR	Federal	Other	Total	GR	Federal	Other	Total	
PS	0	0	0	0	PS	0	0	0	0
EE	354,900	0	0	354,900	EE	0	0	0	0
PSD	0	0	0	0	PSD	0	0	0	0
TRF	0	0	0	0	TRF	0	0	0	0
Total	354,900	0	0	354,900	Total	0	0	0	0
FTE	0.00	0.00	0.00	0.00	FTE	0.00	0.00	0.00	0.00

Est. Fringe	0	0	0	0
--------------------	---	---	---	---

Note: Fringes budgeted in House Bill 5 except for certain fringes budgeted directly to MoDOT, Highway Patrol, and Conservation.

Est. Fringe	0	0	0	0
--------------------	---	---	---	---

Note: Fringes budgeted in House Bill 5 except for certain fringes budgeted directly to MoDOT, Highway Patrol, and Conservation.

Other Funds:
Non-Counts:

Other Funds:
Non-Counts:

2. THIS REQUEST CAN BE CATEGORIZED AS:

<input type="checkbox"/> New Legislation	<input type="checkbox"/> New Program	<input type="checkbox"/> Fund Switch
<input type="checkbox"/> Federal Mandate	<input type="checkbox"/> Program Expansion	<input type="checkbox"/> Cost to Continue
<input type="checkbox"/> GR Pick-Up	<input type="checkbox"/> Space Request	<input type="checkbox"/> Equipment Replacement
<input type="checkbox"/> Pay Plan	<input checked="" type="checkbox"/> Other: <u>IT System Upgrade</u>	

3. WHY IS THIS FUNDING NEEDED? PROVIDE AN EXPLANATION FOR ITEMS CHECKED IN #2. INCLUDE THE FEDERAL OR STATE STATUTORY OR CONSTITUTIONAL AUTHORIZATION FOR THIS PROGRAM.

Missouri Veterans Commission (MVC) runs seven skilled Veterans Homes which are required under 38 CFR 51.200(f) to "have and maintain a resident call system. The nurse's station must be equipped to receive resident calls through a communication system from resident rooms and toilet and bathing facilities." MVC's current nurse call systems are approaching or have surpassed their full life cycle and need replaced. Some system parts are no longer available to purchase in order to fix/replace broken components. This is leading to several cases of documented malfunctioning.

NEW DECISION ITEM

RANK: _____ OF _____

Department: Office of Administration	Budget Unit <u>30593C</u>
Division: Information Technology Services Division	
DI Name: DPS- Nurse Call System DI#1300035	HB Section <u>5.030</u>

4. DESCRIBE THE DETAILED ASSUMPTIONS USED TO DERIVE THE SPECIFIC REQUESTED AMOUNT. (How did you determine that the requested number of FTE were appropriate? From what source or standard did you derive the requested levels of funding? Were alternatives such as outsourcing or automation considered? If based on new legislation, does request tie to TAFP fiscal note? If not, explain why. Detail which portions of the request are one-times and how those amounts were calculated.)

There are seven Veterans Homes run by MVC. Below is the cost breakdown per home to install and maintain the new Nurse Call System \$18,000 per facility for software. Related hardware will be purchased and installed by FMDC from the Capital Improvements budget. Software costs will be annual and ongoing.

Training on how to use the software and new equipment will be necessary for all staff within the seven Veterans Homes. The estimated cost of training is \$228,900 and will be one time.

5. BREAK DOWN THE REQUEST BY BUDGET OBJECT CLASS, JOB CLASS, AND FUND SOURCE. IDENTIFY ONE-TIME COSTS.

Budget Object Class/Job Class	Dept Req GR DOLLARS	Dept Req GR FTE	Dept Req FED DOLLARS	Dept Req FED FTE	Dept Req OTHER DOLLARS	Dept Req OTHER FTE	Dept Req TOTAL DOLLARS	Dept Req TOTAL FTE	Dept Req One-Time DOLLARS
							0		
							0	0.0	
Total PS	0	0.0	0	0.0	0	0.0	0	0.0	0
430- M&R Services (Software)	126,000						126,000		
320- Professional Development	228,900						228,900		228,900
							0		
Total EE	354,900		0		0		354,900		228,900
Program Distributions							0		
Total PSD	0		0		0		0		0
Transfers							0		
Total TRF	0		0		0		0		0
Grand Total	354,900	0.0	0	0.0	0	0.0	354,900	0.0	228,900

NEW DECISION ITEM

RANK: _____ OF _____

Department: Office of Administration	Budget Unit <u>30593C</u>
Division: Information Technology Services Division	
DI Name: DPS- Nurse Call System DI#1300035	HB Section <u>5.030</u>

Budget Object Class/Job Class	Gov Rec GR DOLLARS	Gov Rec GR FTE	Gov Rec FED DOLLARS	Gov Rec FED FTE	Gov Rec OTHER DOLLARS	Gov Rec OTHER FTE	Gov Rec TOTAL DOLLARS	Gov Rec TOTAL FTE	Gov Rec One-Time DOLLARS
							0		
							0	0.0	
Total PS	<u>0</u>	<u>0.0</u>	<u>0</u>	<u>0.0</u>	<u>0</u>	<u>0.0</u>	<u>0</u>	<u>0.0</u>	<u>0</u>
							0		
							0		
							0		
Total EE	<u>0</u>		<u>0</u>		<u>0</u>		<u>0</u>		<u>0</u>
Program Distributions							0		
Total PSD	<u>0</u>		<u>0</u>		<u>0</u>		<u>0</u>		<u>0</u>
Transfers							0		
Total TRF	<u>0</u>		<u>0</u>		<u>0</u>		<u>0</u>		<u>0</u>
Grand Total	<u><u>0</u></u>	<u><u>0.0</u></u>	<u><u>0</u></u>	<u><u>0.0</u></u>	<u><u>0</u></u>	<u><u>0.0</u></u>	<u><u>0</u></u>	<u><u>0.0</u></u>	<u><u>0</u></u>

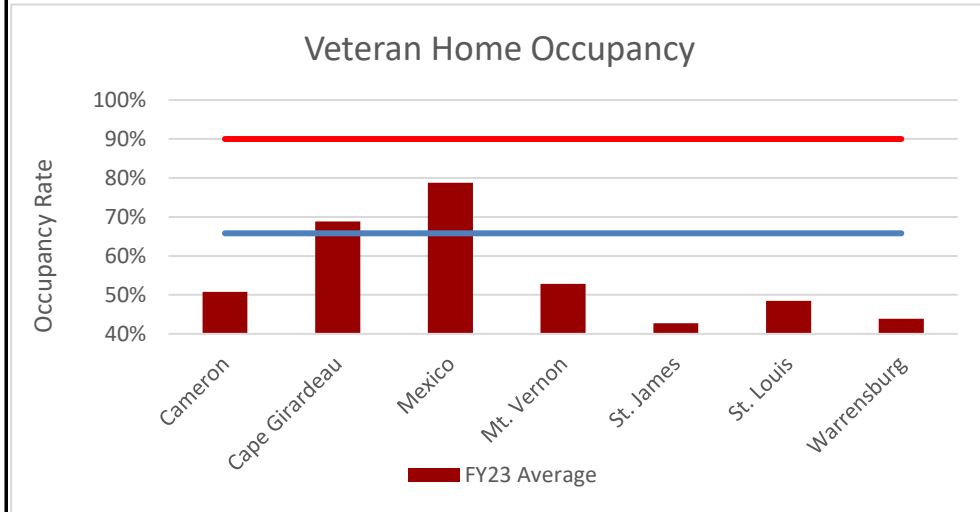
NEW DECISION ITEM

RANK: _____ OF _____

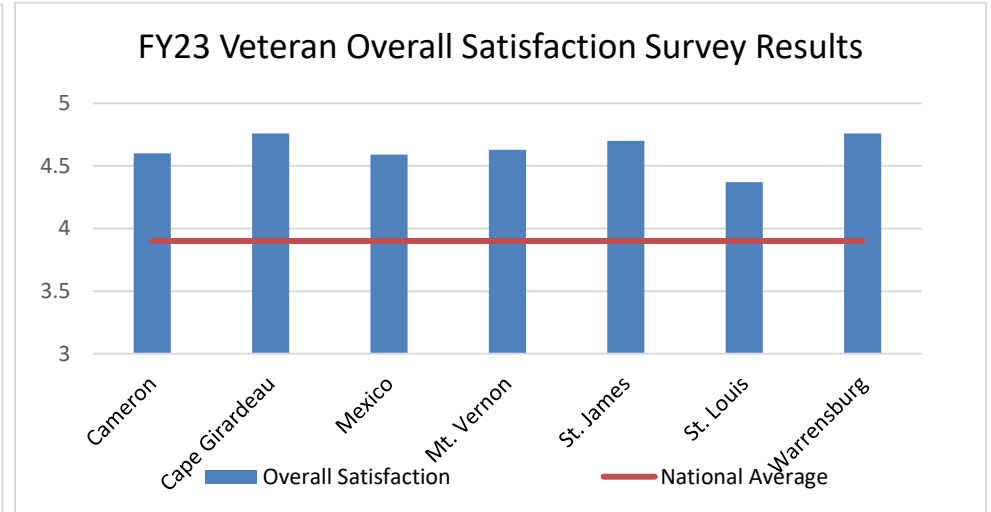
Department: Office of Administration	Budget Unit <u>30593C</u>
Division: Information Technology Services Division	
DI Name: DPS- Nurse Call System DI#1300035	HB Section <u>5.030</u>

6. PERFORMANCE MEASURES (If new decision item has an associated core, separately identify projected performance with & without additional funding.)

6a. Provide an activity measure(s) for the program.



6b. Provide a measure(s) of the program's quality.



6c. Provide a measure(s) of the program's impact.

MVC's current nurse call systems are approaching or have surpassed their full life cycle and need replaced. Some system parts are no longer available to purchase in order to fix/replace broken components. This is leading to several cases of documented malfunctioning.

6d. Provide a measure(s) of the program's efficiency.

A Nurse Call System reduces the risk of negative medical outcomes such as illness, falls and other medical issues, including death. Nursing staff can respond more quickly to emergent situations and when residents need help. The nurse call system improves nurse workflows and helps streamline nurse allocations by letting other nurses know who is responding instead of multiple nurses responding to an audible alarm.

NEW DECISION ITEM

RANK: _____ **OF** _____

Department: Office of Administration	Budget Unit <u>30593C</u>
Division: Information Technology Services Division	
DI Name: DPS- Nurse Call System DI#1300035	HB Section <u>5.030</u>

7. STRATEGIES TO ACHIEVE THE PERFORMANCE MEASUREMENT TARGETS:

A Nurse Call System reduces the risk of negative medical outcomes such as illness, falls and other medical issues, including death. Nursing staff can respond more quickly to emergent situations and when residents need help. The nurse call system improves nurse workflows and helps streamline nurse allocations by letting other nurses know who is responding instead of multiple nurses responding to an audible alarm.

DECISION ITEM DETAIL

Budget Unit	FY 2023	FY 2023	FY 2024	FY 2024	FY 2025	FY 2025	FY 2025	FY 2025
Decision Item	ACTUAL	ACTUAL	BUDGET	BUDGET	DEPT REQ	DEPT REQ	GOV REC	GOV REC
Budget Object Class	DOLLAR	FTE	DOLLAR	FTE	DOLLAR	FTE	DOLLAR	FTE
DPS IT CONSOLIDATION								
DPS Nurse Call System - 1300035								
PROFESSIONAL DEVELOPMENT	0	0.00	0	0.00	228,900	0.00	0	0.00
M&R SERVICES	0	0.00	0	0.00	126,000	0.00	0	0.00
TOTAL - EE	0	0.00	0	0.00	354,900	0.00	0	0.00
GRAND TOTAL	\$0	0.00	\$0	0.00	\$354,900	0.00	\$0	0.00
GENERAL REVENUE	\$0	0.00	\$0	0.00	\$354,900	0.00		0.00
FEDERAL FUNDS	\$0	0.00	\$0	0.00	\$0	0.00		0.00
OTHER FUNDS	\$0	0.00	\$0	0.00	\$0	0.00		0.00

CORE DECISION ITEM

Department: Office of Administration	Budget Unit <u>30591C</u>
Division: Information Technology Services Division (ITSD)	
Core: DOC IT Core	HB Section <u>05.030</u>

1. CORE FINANCIAL SUMMARY

	FY 2025 Budget Request					FY 2025 Governor's Recommendation			
	GR	Federal	Other	Total		GR	Federal	Other	Total
PS	2,806,987	7,401	84,230	2,898,618	PS	2,806,987	7,401	84,230	2,898,618
EE	5,490,957	1	190,589	5,681,547	EE	5,490,957	1	190,589	5,681,547
PSD	1	0	0	1	PSD	1	0	0	1
TRF	0	0	0	0	TRF	0	0	0	0
Total	8,297,945	7,402	274,819	8,580,166	Total	8,297,945	7,402	274,819	8,580,166
FTE	15.46	0.00	1.00	16.46	FTE	15.46	0.00	1.00	16.46

Est. Fringe	1,278,358	2,758	46,412	1,327,528
--------------------	-----------	-------	--------	-----------

Note: Fringes budgeted in House Bill 5 except for certain fringes budgeted directly to MoDOT, Highway Patrol, and Conservation.

Est. Fringe	1,278,358	2,758	46,412	1,327,528
--------------------	-----------	-------	--------	-----------

Note: Fringes budgeted in House Bill 5 except for certain fringes budgeted directly to MoDOT, Highway Patrol, and Conservation.

Other Funds: See Decision Item Summary on Following Pages

Other Funds:

2. CORE DESCRIPTION

This core request is for funding for all IT expenditures specific to the Department of Corrections (DOC), including new IT hardware and software, hardware maintenance, annual software licensing, State Data Center and telecommunications/network charges, and application development.

3. PROGRAM LISTING (list programs included in this core funding)

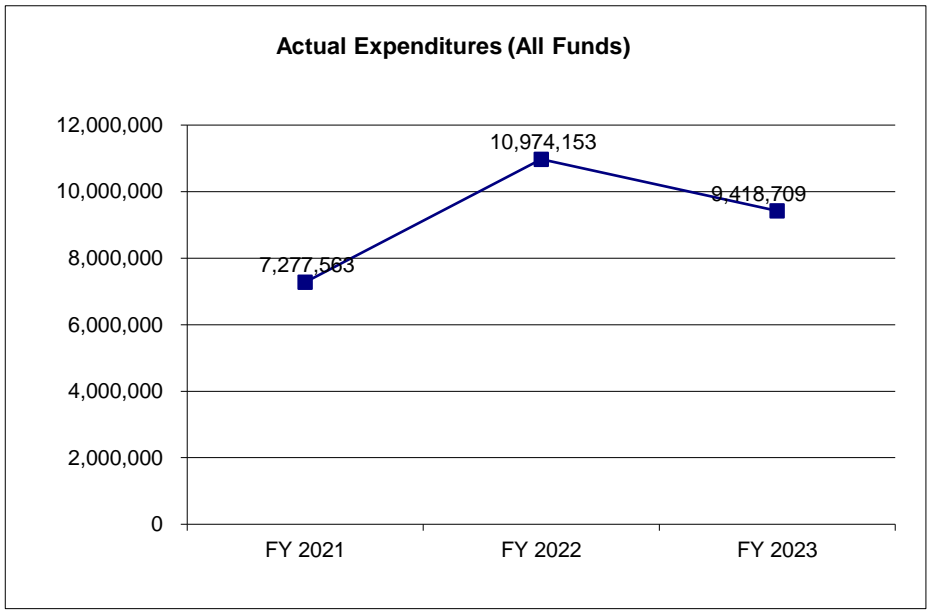
ITSD-DOC

CORE DECISION ITEM

Department: Office of Administration	Budget Unit <u>30591C</u>
Division: Information Technology Services Division (ITSD)	
Core: DOC IT Core	HB Section <u>05.030</u>

4. FINANCIAL HISTORY

	FY 2021 Actual	FY 2022 Actual	FY 2023 Actual	FY 2024 Current Yr.
Appropriation (All Funds)	12,372,780	11,432,336	10,731,147	8,580,166
Less Reverted (All Funds)	(384,896)	(325,017)	(330,772)	(248,939)
Less Restricted (All Funds)*	(3,800,000)	0	0	0
Budget Authority (All Funds)	8,187,884	11,107,319	10,400,375	8,331,227
Actual Expenditures (All Funds)	7,277,563	10,974,153	9,418,709	N/A
Unexpended (All Funds)	910,321	133,166	981,666	N/A
Unexpended, by Fund:				
General Revenue	460,593	76,913	893,728	N/A
Federal	2	2	3,085	N/A
Other	449,726	56,251	84,853	N/A



*Current Year restricted amount is as of _____.

Reverted includes the statutory three percent reserve amount (when applicable).
 Restricted includes any Governor's expenditure restrictions which remained at the end of the fiscal year (when applicable).

NOTES:
 Actual appropriation is the budget authority amount after all required flexibility transactions were processed. Flexibility is used to help manage priorities for all consolidated agencies as IT needs for each agency can change very rapidly throughout the year.

CORE RECONCILIATION DETAIL

STATE
DOC IT CONSOLIDATION

5. CORE RECONCILIATION DETAIL

	Budget Class	FTE	GR	Federal	Other	Total	Explanation
TAFP AFTER VETOES							
	PS	16.46	2,806,987	7,401	84,230	2,898,618	
	EE	0.00	5,490,957	1	190,589	5,681,547	
	PD	0.00	1	0	0	1	
	Total	16.46	8,297,945	7,402	274,819	8,580,166	
DEPARTMENT CORE REQUEST							
	PS	16.46	2,806,987	7,401	84,230	2,898,618	
	EE	0.00	5,490,957	1	190,589	5,681,547	
	PD	0.00	1	0	0	1	
	Total	16.46	8,297,945	7,402	274,819	8,580,166	
GOVERNOR'S RECOMMENDED CORE							
	PS	16.46	2,806,987	7,401	84,230	2,898,618	
	EE	0.00	5,490,957	1	190,589	5,681,547	
	PD	0.00	1	0	0	1	
	Total	16.46	8,297,945	7,402	274,819	8,580,166	

DECISION ITEM SUMMARY

Budget Unit									
Decision Item	FY 2023	FY 2023	FY 2024	FY 2024	FY 2025	FY 2025	FY 2025	FY 2025	FY 2025
Budget Object Summary	ACTUAL	ACTUAL	BUDGET	BUDGET	DEPT REQ	DEPT REQ	GOV REC	GOV REC	GOV REC
Fund	DOLLAR	FTE	DOLLAR	FTE	DOLLAR	FTE	DOLLAR	FTE	DOLLAR
DOC IT CONSOLIDATION									
CORE									
PERSONAL SERVICES									
GENERAL REVENUE	2,014,537	35.93	2,806,987	15.46	2,806,987	15.46	2,806,987	15.46	2,806,987
OA INFORMATION TECH FED& OTHER	0	0.00	7,401	0.00	7,401	0.00	7,401	0.00	7,401
WORKING CAPITAL REVOLVING	58,507	0.85	84,230	1.00	84,230	1.00	84,230	1.00	84,230
TOTAL - PS	2,073,044	36.78	2,898,618	16.46	2,898,618	16.46	2,898,618	16.46	2,898,618
EXPENSE & EQUIPMENT									
GENERAL REVENUE	7,224,999	0.00	5,490,957	0.00	5,490,957	0.00	5,490,957	0.00	5,490,957
OA INFORMATION TECH FED& OTHER	0	0.00	1	0.00	1	0.00	1	0.00	1
WORKING CAPITAL REVOLVING	117,294	0.00	175,390	0.00	175,390	0.00	175,390	0.00	175,390
INMATE	0	0.00	15,199	0.00	15,199	0.00	15,199	0.00	15,199
TOTAL - EE	7,342,293	0.00	5,681,547	0.00	5,681,547	0.00	5,681,547	0.00	5,681,547
PROGRAM-SPECIFIC									
GENERAL REVENUE	3,372	0.00	1	0.00	1	0.00	1	0.00	1
TOTAL - PD	3,372	0.00	1	0.00	1	0.00	1	0.00	1
TOTAL	9,418,709	36.78	8,580,166	16.46	8,580,166	16.46	8,580,166	16.46	8,580,166
Pay Plan - 0000012									
PERSONAL SERVICES									
GENERAL REVENUE	0	0.00	0	0.00	0	0.00	89,824	0.00	89,824
OA INFORMATION TECH FED& OTHER	0	0.00	0	0.00	0	0.00	237	0.00	237
WORKING CAPITAL REVOLVING	0	0.00	0	0.00	0	0.00	2,695	0.00	2,695
TOTAL - PS	0	0.00	0	0.00	0	0.00	92,756	0.00	92,756
TOTAL	0	0.00	0	0.00	0	0.00	92,756	0.00	92,756
Office Productivity Tools - 1300021									
EXPENSE & EQUIPMENT									
GENERAL REVENUE	0	0.00	0	0.00	3,086,777	0.00	3,086,777	0.00	3,086,777
TOTAL - EE	0	0.00	0	0.00	3,086,777	0.00	3,086,777	0.00	3,086,777
TOTAL	0	0.00	0	0.00	3,086,777	0.00	3,086,777	0.00	3,086,777

1/19/24 12:30

im_disummary

DECISION ITEM SUMMARY

Budget Unit									
Decision Item		FY 2023	FY 2023	FY 2024	FY 2024	FY 2025	FY 2025	FY 2025	FY 2025
Budget Object Summary		ACTUAL	ACTUAL	BUDGET	BUDGET	DEPT REQ	DEPT REQ	GOV REC	GOV REC
Fund		DOLLAR	FTE	DOLLAR	FTE	DOLLAR	FTE	DOLLAR	FTE
DOC IT CONSOLIDATION									
Offender Tracking System - 1300036									
EXPENSE & EQUIPMENT									
GENERAL REVENUE		0	0.00	0	0.00	12,500,000	0.00	0	0.00
TOTAL - EE		0	0.00	0	0.00	12,500,000	0.00	0	0.00
TOTAL		0	0.00	0	0.00	12,500,000	0.00	0	0.00
DOC Offender Management System - 1300037									
EXPENSE & EQUIPMENT									
GENERAL REVENUE		0	0.00	0	0.00	65,735,425	0.00	13,147,085	0.00
TOTAL - EE		0	0.00	0	0.00	65,735,425	0.00	13,147,085	0.00
TOTAL		0	0.00	0	0.00	65,735,425	0.00	13,147,085	0.00
GRAND TOTAL		\$9,418,709	36.78	\$8,580,166	16.46	\$89,902,368	16.46	\$24,906,784	16.46

DECISION ITEM DETAIL

Budget Unit	FY 2023	FY 2023	FY 2024	FY 2024	FY 2025	FY 2025	FY 2025	FY 2025
Decision Item	ACTUAL	ACTUAL	BUDGET	BUDGET	DEPT REQ	DEPT REQ	GOV REC	GOV REC
Budget Object Class	DOLLAR	FTE	DOLLAR	FTE	DOLLAR	FTE	DOLLAR	FTE
DOC IT CONSOLIDATION								
CORE								
DATA PROCESSOR TECHNICAL	24,913	0.46	31,549	0.19	31,549	0.19	31,549	0.19
DATA PROCESSING MANAGER	0	0.00	92,770	1.00	92,770	1.00	92,770	1.00
SPECIAL ASST PROFESSIONAL	32,732	0.35	0	0.00	0	0.00	0	0.00
LEAD ADMIN SUPPORT ASSISTANT	1,917	0.04	0	0.00	0	0.00	0	0.00
ASSOC APPLICATIONS DEVELOPER	128,244	3.01	424,442	8.41	424,442	8.41	424,442	8.41
APPLICATIONS DEVELOPER	62,273	0.91	443,609	3.96	443,609	3.96	443,609	3.96
SENIOR APPLICATIONS DEVELOPER	31,661	0.45	362,162	2.90	362,162	2.90	362,162	2.90
APPLICATIONS DEVELOPMENT MGR	78,661	0.92	0	0.00	0	0.00	0	0.00
SR NETWORK OPERATIONS TECH	10,050	0.22	0	0.00	0	0.00	0	0.00
SENIOR DATA SPECIALIST	20	0.00	6,525	0.00	6,525	0.00	6,525	0.00
ENTERPRISE ARCHITECT	32,337	0.36	0	0.00	0	0.00	0	0.00
DIR STRATEGY & PLANNING LVL 2	35,692	0.40	0	0.00	0	0.00	0	0.00
DIR STRATEGY & PLANNING LVL 3	8,793	0.09	0	0.00	0	0.00	0	0.00
BUSINESS ANALYST	206,945	3.93	1,498,501	0.00	1,498,501	0.00	1,498,501	0.00
SENIOR BUSINESS ANALYST	151,179	2.41	0	0.00	0	0.00	0	0.00
PROJECT MANAGER	87,639	1.40	0	0.00	0	0.00	0	0.00
SENIOR PROJECT MANAGER	78,874	1.08	0	0.00	0	0.00	0	0.00
NETWORK INFRASTRUCTURE TECH	140,079	2.73	0	0.00	0	0.00	0	0.00
NETWORK INFRASTRUCTURE SPEC	67	0.00	0	0.00	0	0.00	0	0.00
QUALITY CONTROL COORDINATOR	46,743	0.67	0	0.00	0	0.00	0	0.00
SYSTEMS ADMINISTRATION TECH	97,161	1.82	0	0.00	0	0.00	0	0.00
SYSTEMS ADMINISTRATION SPEC	10,618	0.17	0	0.00	0	0.00	0	0.00
CLIENT SUPPORT TECH-TIER 2	668,044	13.27	0	0.00	0	0.00	0	0.00
SENIOR CLIENT SUPPORT TECH	33,411	0.53	0	0.00	0	0.00	0	0.00
CLIENT SUPPORT SUPERVISOR	86,669	1.34	0	0.00	0	0.00	0	0.00
CLIENT SUPPORT MANAGER	18,322	0.22	0	0.00	0	0.00	0	0.00
OTHER	0	0.00	39,060	0.00	39,060	0.00	39,060	0.00
TOTAL - PS	2,073,044	36.78	2,898,618	16.46	2,898,618	16.46	2,898,618	16.46
TRAVEL, IN-STATE	7,418	0.00	1,579	0.00	1,579	0.00	1,579	0.00
SUPPLIES	5,049	0.00	381	0.00	381	0.00	381	0.00
PROFESSIONAL DEVELOPMENT	0	0.00	1	0.00	1	0.00	1	0.00
COMMUNICATION SERV & SUPP	2,088,552	0.00	1	0.00	1	0.00	1	0.00

DECISION ITEM DETAIL

Budget Unit	FY 2023	FY 2023	FY 2024	FY 2024	FY 2025	FY 2025	FY 2025	FY 2025
Decision Item	ACTUAL	ACTUAL	BUDGET	BUDGET	DEPT REQ	DEPT REQ	GOV REC	GOV REC
Budget Object Class	DOLLAR	FTE	DOLLAR	FTE	DOLLAR	FTE	DOLLAR	FTE
DOC IT CONSOLIDATION								
CORE								
PROFESSIONAL SERVICES	2,370,313	0.00	1,547,120	0.00	1,547,120	0.00	1,547,120	0.00
M&R SERVICES	1,763,659	0.00	101,263	0.00	101,263	0.00	101,263	0.00
COMPUTER EQUIPMENT	716,111	0.00	4,031,199	0.00	4,031,199	0.00	4,031,199	0.00
OFFICE EQUIPMENT	703	0.00	1	0.00	1	0.00	1	0.00
OTHER EQUIPMENT	390,488	0.00	1	0.00	1	0.00	1	0.00
MISCELLANEOUS EXPENSES	0	0.00	1	0.00	1	0.00	1	0.00
TOTAL - EE	7,342,293	0.00	5,681,547	0.00	5,681,547	0.00	5,681,547	0.00
DEBT SERVICE	3,372	0.00	1	0.00	1	0.00	1	0.00
TOTAL - PD	3,372	0.00	1	0.00	1	0.00	1	0.00
GRAND TOTAL	\$9,418,709	36.78	\$8,580,166	16.46	\$8,580,166	16.46	\$8,580,166	16.46
GENERAL REVENUE	\$9,242,908	35.93	\$8,297,945	15.46	\$8,297,945	15.46	\$8,297,945	15.46
FEDERAL FUNDS	\$0	0.00	\$7,402	0.00	\$7,402	0.00	\$7,402	0.00
OTHER FUNDS	\$175,801	0.85	\$274,819	1.00	\$274,819	1.00	\$274,819	1.00

NEW DECISION ITEM

RANK: _____ OF _____

Department: Office of Administration	Budget Unit 30591C
Division: Information Technology Services Division	
DI Name: Offender Tracking System DI# 1300036	HB Section 05.030

1. AMOUNT OF REQUEST

	FY 2025 Budget Request			
	GR	Federal	Other	Total
PS	0	0	0	0
EE	12,500,000	0	0	12,500,000
PSD	0	0	0	0
TRF	0	0	0	0
Total	12,500,000	0	0	12,500,000
FTE	0.00	0.00	0.00	0.00

	FY 2025 Governor's Recommendation			
	GR	Federal	Other	Total
PS	0	0	0	0
EE	0	0	0	0
PSD	0	0	0	0
TRF	0	0	0	0
Total	0	0	0	0
FTE	0.00	0.00	0.00	0.00

Est. Fringe	0	0	0	0
--------------------	---	---	---	---

Note: Fringes budgeted in House Bill 5 except for certain fringes budgeted directly to MoDOT, Highway Patrol, and Conservation.

Est. Fringe	0	0	0	0
--------------------	---	---	---	---

Note: Fringes budgeted in House Bill 5 except for certain fringes budgeted directly to MoDOT, Highway Patrol, and Conservation.

Other Funds:
Non-Counts:

Other Funds:
Non-Counts:

2. THIS REQUEST CAN BE CATEGORIZED AS:

<input type="checkbox"/> New Legislation	<input type="checkbox"/> New Program	<input type="checkbox"/> Fund Switch
<input type="checkbox"/> Federal Mandate	<input type="checkbox"/> Program Expansion	<input type="checkbox"/> Cost to Continue
<input type="checkbox"/> GR Pick-Up	<input type="checkbox"/> Space Request	<input type="checkbox"/> Equipment Replacement
<input type="checkbox"/> Pay Plan	<input checked="" type="checkbox"/> Other: <u>Information Technology</u>	

3. WHY IS THIS FUNDING NEEDED? PROVIDE AN EXPLANATION FOR ITEMS CHECKED IN #2. INCLUDE THE FEDERAL OR STATE STATUTORY OR CONSTITUTIONAL AUTHORIZATION FOR THIS PROGRAM.

The Missouri Department of Corrections (MODOC) would like to improve institutional, staff and offender safety by implementing an offender tracking system that identifies an offender's location within an institution in order to reduce manual processes with conducting offender head counts and documenting offender activities and to improve staff reaction time for medical emergencies. In addition, the system will help us identify a staff member's location in order to improve staff reaction time when a staff member is under duress.

In August 2022, the department submitted a Request for Information (RFI) to gather information from vendors regarding technology solutions to assist the department in locating offenders for the purpose of conducting offender counts and documenting offender well-being checks and other activities.

NEW DECISION ITEM

RANK: _____ OF _____

Department: Office of Administration	Budget Unit <u>30591C</u>
Division: Information Technology Services Division	
DI Name: Offender Tracking System DI# 1300036	HB Section <u>05.030</u>

In addition, the division needs the ability to quickly identify a staff or offender's location when they are experiencing a medical emergency. After completing vendor demonstrations, the division identified the following system requirements:

- Near real-time tracking of offender movement within an institution by building, room, housing unit, or wing through the use of a wearable, tamperproof device;
- Near real-time tracking of offender vitals that provides alerts when an offender requires assistance;
- Provides man-down devices for staff that alerts when assistance is needed and provides the staff member's location;
- Software that communicates, near real-time, with the offender management system (OMS) to provide offender information such as DOC name, DOC ID, current photo, current housing/wing/cell/bed assignment, current work assignment, current activity restrictions, etc.; and
- Software that allows staff to use a mobile device (in both online and offline modes) to document offender activities such as meals, recreation, showers, counts, well-being checks, etc. and allows staff to use the mobile device to access divisional policies, OMS, Outlook, etc.

This request is for funding to procure an Offender Tracking System for operation in the department's adult correctional centers.

4. DESCRIBE THE DETAILED ASSUMPTIONS USED TO DERIVE THE SPECIFIC REQUESTED AMOUNT. (How did you determine that the requested number of FTE were appropriate? From what source or standard did you derive the requested levels of funding? Were alternatives such as outsourcing or automation considered? If based on new legislation, does request tie to TAFP fiscal note? If not, explain why. Detail which portions of the request are one-times and how those amounts were calculated.)

Projected Project Cost			
Item	NDI	Amount	Description
Hardware	NDI	\$11,250,000	Staff mobile devices, wall mounted readers, system receivers, offender wearable devices
software/licenses	NDI	\$1,250,000	System software access and integration
NDI Sub-Total		\$12,500,000	

NEW DECISION ITEM

RANK: _____ OF _____

Department: Office of Administration	Budget Unit <u>30591C</u>
Division: Information Technology Services Division	
DI Name: Offender Tracking System DI# 1300036	HB Section <u>05.030</u>

5. BREAK DOWN THE REQUEST BY BUDGET OBJECT CLASS, JOB CLASS, AND FUND SOURCE. IDENTIFY ONE-TIME COSTS.

Budget Object Class/Job Class	Dept Req GR DOLLARS	Dept Req GR FTE	Dept Req FED DOLLARS	Dept Req FED FTE	Dept Req OTHER DOLLARS	Dept Req OTHER FTE	Dept Req TOTAL DOLLARS	Dept Req TOTAL FTE	Dept Req One-Time DOLLARS
							0		
							0	0.0	
Total PS	0	0.0	0	0.0	0	0.0	0	0.0	0
430- M&R Services (software licenses)	1,250,000						1,250,000		
480- Computer Equipment	11,250,000						11,250,000		
							0		
Total EE	12,500,000		0		0		12,500,000		0
Program Distributions							0		
Total PSD	0		0		0		0		0
Transfers									
Total TRF	0		0		0		0		0
Grand Total	12,500,000	0.0	0	0.0	0	0.0	12,500,000	0.0	0

NEW DECISION ITEM

RANK: _____ OF _____

Department: Office of Administration	Budget Unit <u>30591C</u>
Division: Information Technology Services Division	
DI Name: Offender Tracking System DI# 1300036	HB Section <u>05.030</u>

Budget Object Class/Job Class	Gov Rec GR DOLLARS	Gov Rec GR FTE	Gov Rec FED DOLLARS	Gov Rec FED FTE	Gov Rec OTHER DOLLARS	Gov Rec OTHER FTE	Gov Rec TOTAL DOLLARS	Gov Rec TOTAL FTE	Gov Rec One-Time DOLLARS
							0		
							0	0.0	
Total PS	<u>0</u>	<u>0.0</u>	<u>0</u>	<u>0.0</u>	<u>0</u>	<u>0.0</u>	<u>0</u>	<u>0.0</u>	<u>0</u>
							0		
							0		
							0		
Total EE	<u>0</u>		<u>0</u>		<u>0</u>		<u>0</u>		<u>0</u>
Program Distributions							0		
Total PSD	<u>0</u>		<u>0</u>		<u>0</u>		<u>0</u>		<u>0</u>
Transfers							0		
Total TRF	<u>0</u>		<u>0</u>		<u>0</u>		<u>0</u>		<u>0</u>
Grand Total	<u><u>0</u></u>	<u><u>0.0</u></u>	<u><u>0</u></u>	<u><u>0.0</u></u>	<u><u>0</u></u>	<u><u>0.0</u></u>	<u><u>0</u></u>	<u><u>0.0</u></u>	<u><u>0</u></u>

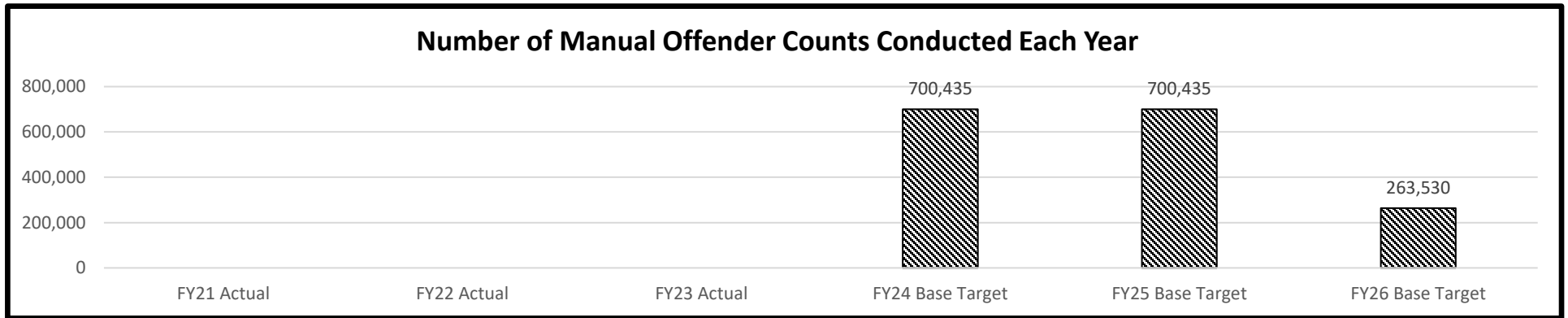
NEW DECISION ITEM

RANK: _____ OF _____

Department: Office of Administration	Budget Unit 30591C
Division: Information Technology Services Division	
DI Name: Offender Tracking System DI# 1300036	HB Section 05.030

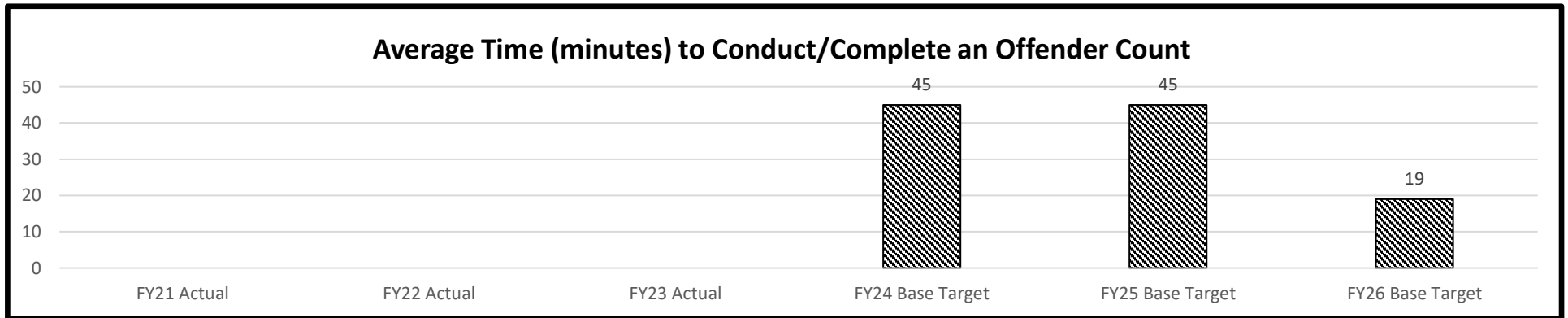
6. PERFORMANCE MEASURES (If new decision item has an associated core, separately identify projected performance with & without additional funding.)

6a. Provide an activity measure(s) for the program.



This is a new measure, the FY24 value is calculated based on standard operating procedures, going forward the measure will be tracked and reported.

6b. Provide a measure(s) of the program's quality.




This is a new measure, the FY24 value is calculated based on selected time studies, going forward the measure will be tracked and reported.

NEW DECISION ITEM

RANK: _____ OF _____

Department: Office of Administration	Budget Unit	30591C	
Division: Information Technology Services Division			
DI Name: Offender Tracking System	DI# 1300036	HB Section	05.030

6c. Provide a measure(s) of the program's impact.



This is a new measure that will be tracked and reported once the system is online.

7. STRATEGIES TO ACHIEVE THE PERFORMANCE MEASUREMENT TARGETS:

Purchase and implement a new Offender Tracking System for adult correctional centers to improve institutional safety for staff and offenders and improve institutional operations.'

DECISION ITEM DETAIL

Budget Unit	FY 2023	FY 2023	FY 2024	FY 2024	FY 2025	FY 2025	FY 2025	FY 2025
Decision Item	ACTUAL	ACTUAL	BUDGET	BUDGET	DEPT REQ	DEPT REQ	GOV REC	GOV REC
Budget Object Class	DOLLAR	FTE	DOLLAR	FTE	DOLLAR	FTE	DOLLAR	FTE
DOC IT CONSOLIDATION								
Offender Tracking System - 1300036								
M&R SERVICES	0	0.00	0	0.00	1,250,000	0.00	0	0.00
COMPUTER EQUIPMENT	0	0.00	0	0.00	11,250,000	0.00	0	0.00
TOTAL - EE	0	0.00	0	0.00	12,500,000	0.00	0	0.00
GRAND TOTAL	\$0	0.00	\$0	0.00	\$12,500,000	0.00	\$0	0.00
GENERAL REVENUE	\$0	0.00	\$0	0.00	\$12,500,000	0.00		0.00
FEDERAL FUNDS	\$0	0.00	\$0	0.00	\$0	0.00		0.00
OTHER FUNDS	\$0	0.00	\$0	0.00	\$0	0.00		0.00

NEW DECISION ITEM

RANK: _____ OF _____

Department: Office of Administration	Budget Unit <u>30591C</u>
Division: Information Technology Support Division	
DI Name: DOC- Offender Management System DI# 1300037	HB Section <u>05.030</u>

1. AMOUNT OF REQUEST

	FY 2025 Budget Request				FY 2025 Governor's Recommendation			
	GR	Federal	Other	Total	GR	Federal	Other	Total
PS	0	0	0	0	PS	0	0	0
EE	65,735,425	0	0	65,735,425	EE	13,147,085	0	13,147,085
PSD	0	0	0	0	PSD	0	0	0
TRF	0	0	0	0	TRF	0	0	0
Total	<u>65,735,425</u>	<u>0</u>	<u>0</u>	<u>65,735,425</u>	Total	<u>13,147,085</u>	<u>0</u>	<u>13,147,085</u>
FTE	0.00	0.00	0.00	0.00	FTE	0.00	0.00	0.00

Est. Fringe	0	0	0	0
--------------------	---	---	---	---

Note: Fringes budgeted in House Bill 5 except for certain fringes budgeted directly to MoDOT, Highway Patrol, and Conservation.

Est. Fringe	0	0	0	0
--------------------	---	---	---	---

Note: Fringes budgeted in House Bill 5 except for certain fringes budgeted directly to MoDOT, Highway Patrol, and Conservation.

Other Funds:
Non-Counts:

Other Funds:
Non-Counts:

2. THIS REQUEST CAN BE CATEGORIZED AS:

<input type="checkbox"/> New Legislation	<input type="checkbox"/> New Program	<input type="checkbox"/> Fund Switch
<input type="checkbox"/> Federal Mandate	<input type="checkbox"/> Program Expansion	<input type="checkbox"/> Cost to Continue
<input type="checkbox"/> GR Pick-Up	<input type="checkbox"/> Space Request	<input type="checkbox"/> Equipment Replacement
<input type="checkbox"/> Pay Plan	<input checked="" type="checkbox"/> Other: <u>Information Technology</u>	

3. WHY IS THIS FUNDING NEEDED? PROVIDE AN EXPLANATION FOR ITEMS CHECKED IN #2. INCLUDE THE FEDERAL OR STATE STATUTORY OR CONSTITUTIONAL AUTHORIZATION FOR THIS PROGRAM.

The Missouri Department of Corrections (MODOC) currently manages an offender population in excess of 113,000 annually by utilizing multiple outdated applications. OPII, Automated Road Book (ARB) and the Missouri Corrections Integrated System (MOCIS), are a mix of legacy applications that do not meet the business needs of the Department and are not able to be fully supported by the application development team. MODOC has over 10,000 staff who are not able to easily access or use a complete and comprehensive offender record, which creates inefficiencies in the workplace and increases the time to respond to offender/stakeholder needs. For example, there are 18 actions required for Probation and Parole staff to open a new offender case. The officer and staff have to move back and forth between seven different systems a total of 14 times in those 18 actions simply to set up the case in DOC's systems. This is just one example of multiple steps and system changes required to complete routine actions. MODOC requires a new offender management system (OMS) that can provide a single

NEW DECISION ITEM

RANK: _____ **OF** _____

Department: Office of Administration	Budget Unit <u>30591C</u>
Division: Information Technology Support Division	
DI Name: DOC- Offender Management System DI# 1300037	HB Section <u>05.030</u>

comprehensive system in order to improve all processes related to offender management.

In addition to the multitude of operational issues the current mix of systems presents, three of the systems are not supportable at all, and in the event of a system failure, there is no remedy. OA ITSD is no longer able to provide support/maintenance/updates to several of these systems due to lack of programming staff with knowledge of the systems. The only state "in-house" support resources for the remaining systems is the Offender Programming education program at Jefferson City Correctional Center. So essentially, the current mix of systems cannot be updated for business use or statutory changes and/or cannot be repaired without using contracted vendors who are not familiar with the systems and come at significant cost.

Prior efforts to modernize the department's management system by utilizing a national consortium solution to develop an "in-house" system haven proven costly, outdated, and unable to provide the needed functionality. In order to meet the department's needs, it is clear that procuring a commercial off the shelf solution (COTS) will be the best and most cost-effective approach. This request is for funding to procure a COTS solution for the department's Offender Management System. This system would incorporate all aspects of offender management including; security, property, home & employment, offender management plans, visitation, healthcare, offender finance, earned compliance credits, sentence calculation, intake, release & discharge, Parole Board, discipline, grievance, and classification/housing.

Aspects and functionality advantages of commercially available COTS OMS' over current systems include, modern programming languages & technologies, continually updated by vendor to remain current, single system vs. multiple systems for all tasks and data, automation of multiple manual calculations for sentence calculation, accurate & efficient reporting, reduced staff training time, significant improvement of information sharing with external entities, and mobile capability.

NEW DECISION ITEM

RANK: _____ OF _____

Department: Office of Administration	Budget Unit <u>30591C</u>
Division: Information Technology Support Division	
DI Name: DOC- Offender Management System DI# 1300037	HB Section <u>05.030</u>

4. DESCRIBE THE DETAILED ASSUMPTIONS USED TO DERIVE THE SPECIFIC REQUESTED AMOUNT. (How did you determine that the requested number of FTE were appropriate? From what source or standard did you derive the requested levels of funding? Were alternatives such as outsourcing or automation considered? If based on new legislation, does request tie to TAFP fiscal note? If not, explain why. Detail which portions of the request are one-times and how those amounts were calculated.)

Projected Project Cost			
Item	NDI	Amount	Description
Hardware	NDI	\$18,002,925	New mobile enabled equipment for staff
Wireless connectivity	NDI	\$7,232,500	Wireless access points or private network connections for all DOC sites with supporting hardware
software/licenses	NDI	\$31,250,000	Software, implementation services, project management, cap analysis, data conversion, interfaces, UAT Training, 5-year maintenance
consulting	NDI	\$6,250,000	IV&V, organization change management, 5-year state project management
hosting	NDI	\$3,000,000	5-year hosting fee (\$600,000 annually)
NDI Total		\$65,735,425	

NEW DECISION ITEM

RANK: _____ OF _____

Department: Office of Administration	Budget Unit <u>30591C</u>
Division: Information Technology Support Division	
DI Name: DOC- Offender Management System DI# 1300037	HB Section <u>05.030</u>

5. BREAK DOWN THE REQUEST BY BUDGET OBJECT CLASS, JOB CLASS, AND FUND SOURCE. IDENTIFY ONE-TIME COSTS.

Budget Object Class/Job Class	Dept Req GR DOLLARS	Dept Req GR FTE	Dept Req FED DOLLARS	Dept Req FED FTE	Dept Req OTHER DOLLARS	Dept Req OTHER FTE	Dept Req TOTAL DOLLARS	Dept Req TOTAL FTE	Dept Req One-Time DOLLARS
Total PS	0	0.0	0	0.0	0	0.0	0	0.0	0
400- Professional Services	9,250,000						9,250,000		
430- M&R Services (Software Licenses)	31,250,000						31,250,000		
480- Computer Equipment	25,235,425						25,235,425		
Total EE	65,735,425		0		0		65,735,425		0
Grand Total	65,735,425	0	0	0	0	0	65,735,425	0	0

Budget Object Class/Job Class	Gov Rec GR DOLLARS	Gov Rec GR FTE	Gov Rec FED DOLLARS	Gov Rec FED FTE	Gov Rec OTHER DOLLARS	Gov Rec OTHER FTE	Gov Rec TOTAL DOLLARS	Gov Rec TOTAL FTE	Gov Rec One-Time DOLLARS
Total PS	0	0.0	0	0.0	0	0.0	0	0.0	0
400- Professional Services	1,850,000						1,850,000		
430- M&R Services (Software Licenses)	6,250,000						6,250,000		
480- Computer Equipment	5,047,085						5,047,085		
Total EE	13,147,085		0		0		13,147,085		0
Grand Total	13,147,085	0	0	0	0	0	13,147,085	0	0

NEW DECISION ITEM

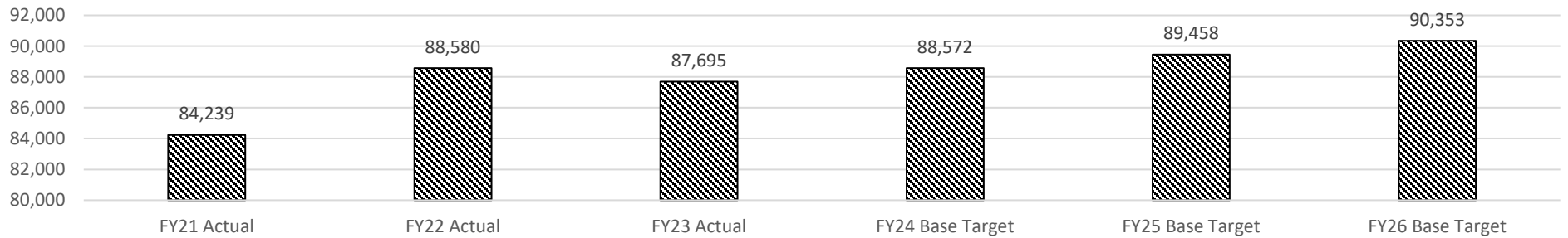
RANK: _____ OF _____

Department: Office of Administration	Budget Unit 30591C
Division: Information Technology Support Division	
DI Name: DOC- Offender Management System DI# 1300037	HB Section 05.030

6. PERFORMANCE MEASURES (If new decision item has an associated core, separately identify projected performance with & without additional funding.)

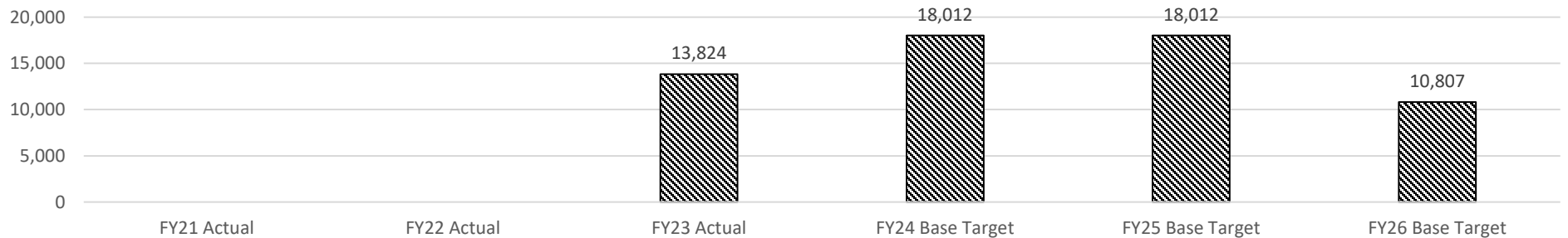
6a. Provide an activity measure(s) for the program.

Number of Offenders Processed Each Year



6b. Provide a measure(s) of the program's quality.

Number of Application Support Tickets (reported system issues)



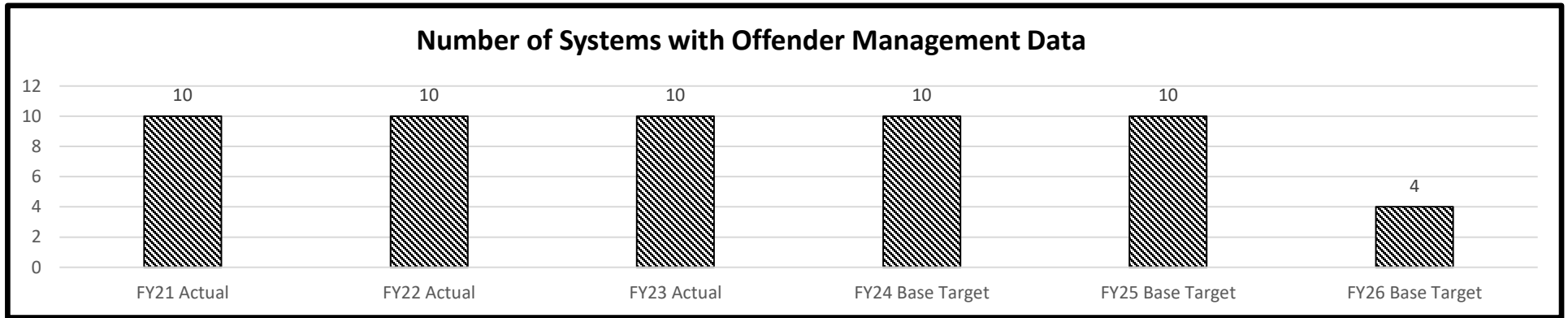
NEW DECISION ITEM

RANK: _____ OF _____

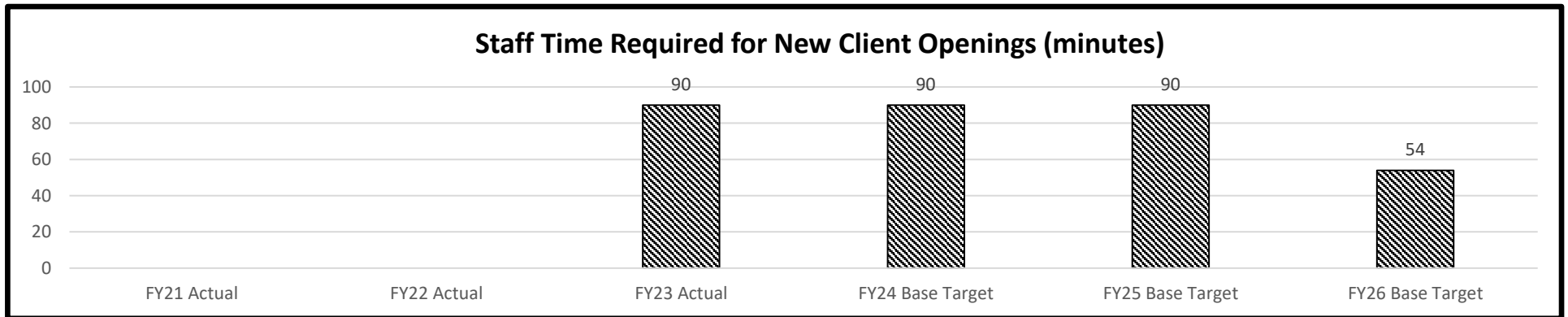
Department: Office of Administration
Division: Information Technology Support Division
DI Name: DOC- Offender Management System DI# 1300037

Budget Unit 30591C
HB Section 05.030

6c. Provide a measure(s) of the program's impact.



6d. Provide a measure(s) of the program's efficiency.



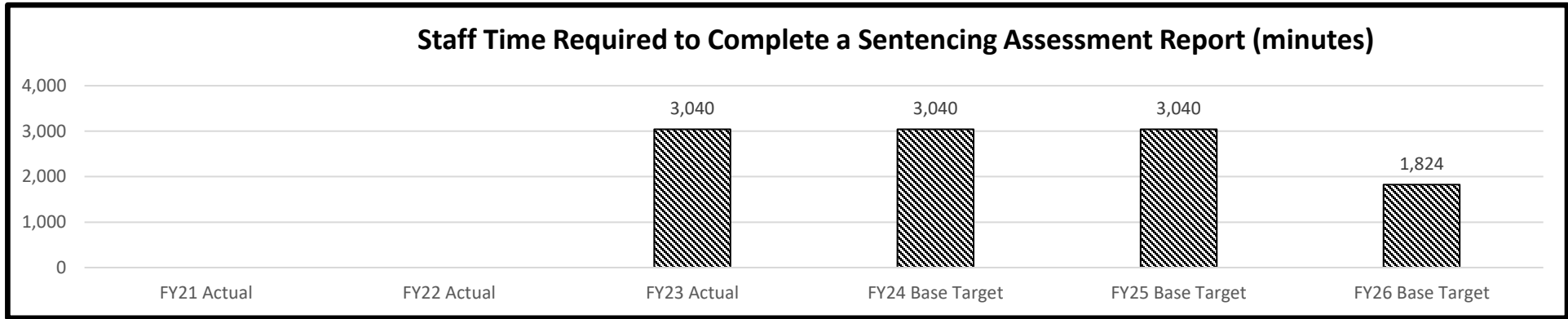
This is a new measure, the FY24 value is calculated based on time studies, going forward the measure will be tracked and reported.

NEW DECISION ITEM

RANK: _____ OF _____

Department: Office of Administration
Division: Information Technology Support Division
DI Name: DOC- Offender Management System DI# 1300037

Budget Unit 30591C
HB Section 05.030



This is a new measure, the FY24 value is calculated based on time studies, going forward the measure will be tracked and reported.

7. STRATEGIES TO ACHIEVE THE PERFORMANCE MEASUREMENT TARGETS:

Purchase and implement a new Offender Management System to replace multiple existing systems, streamline tasks, improve reporting, and facilitate data sharing with appropriate external entities.

DECISION ITEM DETAIL

Budget Unit	FY 2023	FY 2023	FY 2024	FY 2024	FY 2025	FY 2025	FY 2025	FY 2025
Decision Item	ACTUAL	ACTUAL	BUDGET	BUDGET	DEPT REQ	DEPT REQ	GOV REC	GOV REC
Budget Object Class	DOLLAR	FTE	DOLLAR	FTE	DOLLAR	FTE	DOLLAR	FTE
DOC IT CONSOLIDATION								
DOC Offender Management System - 1300037								
PROFESSIONAL SERVICES	0	0.00	0	0.00	9,250,000	0.00	1,850,000	0.00
M&R SERVICES	0	0.00	0	0.00	31,250,000	0.00	6,250,000	0.00
COMPUTER EQUIPMENT	0	0.00	0	0.00	25,235,425	0.00	5,047,085	0.00
TOTAL - EE	0	0.00	0	0.00	65,735,425	0.00	13,147,085	0.00
GRAND TOTAL	\$0	0.00	\$0	0.00	\$65,735,425	0.00	\$13,147,085	0.00
GENERAL REVENUE	\$0	0.00	\$0	0.00	\$65,735,425	0.00	\$13,147,085	0.00
FEDERAL FUNDS	\$0	0.00	\$0	0.00	\$0	0.00	\$0	0.00
OTHER FUNDS	\$0	0.00	\$0	0.00	\$0	0.00	\$0	0.00

CORE DECISION ITEM

Department: Office of Administration	Budget Unit <u>30586C</u>
Division: Information Technology Services Division (ITSD)	
Core: DHSS IT Core	HB Section <u>05.030</u>

1. CORE FINANCIAL SUMMARY

	FY 2025 Budget Request					FY 2025 Governor's Recommendation			
	GR	Federal	Other	Total		GR	Federal	Other	Total
PS	2,149,400	2,908,518	694,585	5,752,503	PS	2,149,400	2,908,518	694,585	5,752,503
EE	488,912	24,267,366	1,908,941	26,665,219	EE	488,912	24,267,366	1,908,941	26,665,219
PSD	1	2,500	229,997	232,498	PSD	1	2,500	229,997	232,498
TRF	0	0	0	0	TRF	0	0	0	0
Total	2,638,313	27,178,384	2,833,523	32,650,220	Total	2,638,313	27,178,384	2,833,523	32,650,220
FTE	23.39	28.86	9.65	61.90	FTE	23.39	28.86	9.65	61.90

Est. Fringe	1,152,376	1,517,453	403,805	3,073,634
--------------------	-----------	-----------	---------	-----------

Note: Fringes budgeted in House Bill 5 except for certain fringes budgeted directly to MoDOT, Highway Patrol, and Conservation.

Est. Fringe	1,152,376	1,517,453	403,805	3,073,634
--------------------	-----------	-----------	---------	-----------

Note: Fringes budgeted in House Bill 5 except for certain fringes budgeted directly to MoDOT, Highway Patrol, and Conservation.

Other Funds: See Decision Item Summary on Following Pages

Other Funds:

2. CORE DESCRIPTION

This core request is for funding for all IT expenditures specific to the Department of Health and Senior Services (DHSS), including new IT hardware and software, hardware maintenance, annual software licensing, State Data Center and telecommunications/network charges, and application development.

3. PROGRAM LISTING (list programs included in this core funding)

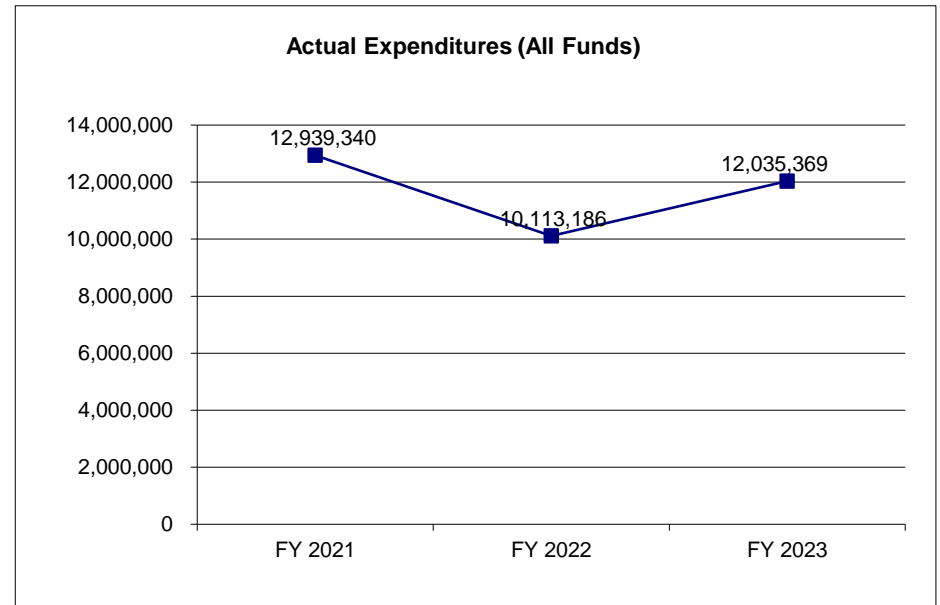
ITSD-DHSS

CORE DECISION ITEM

Department: Office of Administration	Budget Unit <u>30586C</u>
Division: Information Technology Services Division (ITSD)	
Core: DHSS IT Core	HB Section <u>05.030</u>

4. FINANCIAL HISTORY

	FY 2021 Actual	FY 2022 Actual	FY 2023 Actual	FY 2024 Current Yr.
Appropriation (All Funds)	30,474,871	31,176,470	27,764,141	32,650,220
Less Reverted (All Funds)	(64,553)	(71,731)	(76,109)	(81,270)
Less Restricted (All Funds)*	0	0	0	0
Budget Authority (All Funds)	30,410,318	31,104,739	27,688,032	32,568,950
Actual Expenditures (All Funds)	12,939,340	10,113,186	12,035,369	N/A
Unexpended (All Funds)	17,470,978	20,991,553	15,652,663	N/A
Unexpended, by Fund:				
General Revenue	152,891	69,543	88,945	N/A
Federal	16,169,090	20,183,265	14,425,046	N/A
Other	1,148,997	738,745	1,138,672	N/A



*Current Year restricted amount is as of _____.

Reverted includes the statutory three percent reserve amount (when applicable).

Restricted includes any Governor's expenditure restrictions which remained at the end of the fiscal year (when applicable).

NOTES:

Actual appropriation is the budget authority amount after all required flexibility transactions were processed. Flexibility is used to help manage priorities for all consolidated agencies as IT needs for each agency can change very rapidly throughout the year.

CORE RECONCILIATION DETAIL

STATE
DHSS IT CONSOLIDATION

5. CORE RECONCILIATION DETAIL

	Budget Class	FTE	GR	Federal	Other	Total	Explanation
TAFP AFTER VETOES							
	PS	61.90	2,149,400	2,908,518	694,585	5,752,503	
	EE	0.00	488,912	24,267,366	1,908,941	26,665,219	
	PD	0.00	1	2,500	229,997	232,498	
	Total	61.90	2,638,313	27,178,384	2,833,523	32,650,220	
DEPARTMENT CORE REQUEST							
	PS	61.90	2,149,400	2,908,518	694,585	5,752,503	
	EE	0.00	488,912	24,267,366	1,908,941	26,665,219	
	PD	0.00	1	2,500	229,997	232,498	
	Total	61.90	2,638,313	27,178,384	2,833,523	32,650,220	
GOVERNOR'S RECOMMENDED CORE							
	PS	61.90	2,149,400	2,908,518	694,585	5,752,503	
	EE	0.00	488,912	24,267,366	1,908,941	26,665,219	
	PD	0.00	1	2,500	229,997	232,498	
	Total	61.90	2,638,313	27,178,384	2,833,523	32,650,220	

DECISION ITEM SUMMARY

Budget Unit									
Decision Item	FY 2023	FY 2023	FY 2024	FY 2024	FY 2025	FY 2025	FY 2025	FY 2025	FY 2025
Budget Object Summary	ACTUAL	ACTUAL	BUDGET	BUDGET	DEPT REQ	DEPT REQ	GOV REC	GOV REC	GOV REC
Fund	DOLLAR	FTE	DOLLAR	FTE	DOLLAR	FTE	DOLLAR	FTE	DOLLAR
DHSS IT CONSOLIDATION									
CORE									
PERSONAL SERVICES									
GENERAL REVENUE	1,955,976	30.94	2,149,400	23.39	2,149,400	23.39	2,149,400	23.39	2,149,400
OA INFORMATION TECH FED& OTHER	1,319,832	22.30	2,908,518	28.86	2,908,518	28.86	2,908,518	28.86	2,908,518
NURSING FAC QUALITY OF CARE	0	0.00	395,119	6.34	395,119	6.34	395,119	6.34	395,119
MO PUBLIC HEALTH SERVICES	75,516	1.10	291,462	3.31	291,462	3.31	291,462	3.31	291,462
PROF & PRACT NURSING LOANS	0	0.00	1,863	0.00	1,863	0.00	1,863	0.00	1,863
DEPT HEALTH & SR SV DOCUMENT	0	0.00	20	0.00	20	0.00	20	0.00	20
DEPT OF HEALTH-DONATED	0	0.00	60	0.00	60	0.00	60	0.00	60
SAFE DRINKING WATER FUND	0	0.00	1	0.00	1	0.00	1	0.00	1
ORGAN DONOR PROGRAM	767	0.01	6,060	0.00	6,060	0.00	6,060	0.00	6,060
TOTAL - PS	3,352,091	54.35	5,752,503	61.90	5,752,503	61.90	5,752,503	61.90	5,752,503
EXPENSE & EQUIPMENT									
GENERAL REVENUE	345,734	0.00	488,912	0.00	488,912	0.00	488,912	0.00	488,912
OA INFORMATION TECH FED& OTHER	6,515,429	0.00	23,603,217	0.00	23,603,217	0.00	23,603,217	0.00	23,603,217
DHSS FEDERAL STIMULUS	160,867	0.00	615,916	0.00	615,916	0.00	615,916	0.00	615,916
DHSS FEDERAL STIMULUS 2021	19,881	0.00	48,233	0.00	48,233	0.00	48,233	0.00	48,233
NURSING FAC QUALITY OF CARE	566,787	0.00	454,116	0.00	454,116	0.00	454,116	0.00	454,116
HEALTH INITIATIVES	73,465	0.00	62,999	0.00	62,999	0.00	62,999	0.00	62,999
HEALTH ACCESS INCENTIVE	4,000	0.00	7,689	0.00	7,689	0.00	7,689	0.00	7,689
MAMMOGRAPHY	2,000	0.00	4,636	0.00	4,636	0.00	4,636	0.00	4,636
MO PUBLIC HEALTH SERVICES	714,602	0.00	936,456	0.00	936,456	0.00	936,456	0.00	936,456
PROF & PRACT NURSING LOANS	2,000	0.00	5,594	0.00	5,594	0.00	5,594	0.00	5,594
DEPT HEALTH & SR SV DOCUMENT	0	0.00	98,305	0.00	98,305	0.00	98,305	0.00	98,305
ENVIRONMENTAL RADIATION MONITR	0	0.00	1,299	0.00	1,299	0.00	1,299	0.00	1,299
DEPT OF HEALTH-DONATED	0	0.00	20,512	0.00	20,512	0.00	20,512	0.00	20,512
HAZARDOUS WASTE FUND	10,791	0.00	8,699	0.00	8,699	0.00	8,699	0.00	8,699
SAFE DRINKING WATER FUND	1,119	0.00	16,303	0.00	16,303	0.00	16,303	0.00	16,303
PUTATIVE FATHER REGISTRY	5,000	0.00	12,299	0.00	12,299	0.00	12,299	0.00	12,299
ORGAN DONOR PROGRAM	178,397	0.00	266,999	0.00	266,999	0.00	266,999	0.00	266,999
CHILDHOOD LEAD TESTING	0	0.00	13,031	0.00	13,031	0.00	13,031	0.00	13,031
AMBULANCE SERVICE REIMB ALLOW	0	0.00	4	0.00	4	0.00	4	0.00	4
TOTAL - EE	8,600,072	0.00	26,665,219	0.00	26,665,219	0.00	26,665,219	0.00	26,665,219
PROGRAM-SPECIFIC									

1/19/24 12:30

im_disummary

DECISION ITEM SUMMARY

Budget Unit									
Decision Item	FY 2023	FY 2023	FY 2024	FY 2024	FY 2025	FY 2025	FY 2025	FY 2025	FY 2025
Budget Object Summary	ACTUAL	ACTUAL	BUDGET	BUDGET	DEPT REQ	DEPT REQ	GOV REC	GOV REC	GOV REC
Fund	DOLLAR	FTE	DOLLAR	FTE	DOLLAR	FTE	DOLLAR	FTE	DOLLAR
DHSS IT CONSOLIDATION									
CORE									
PROGRAM-SPECIFIC									
GENERAL REVENUE	437	0.00	1	0.00	1	0.00	1	0.00	0.00
OA INFORMATION TECH FED& OTHER	2,832	0.00	2,500	0.00	2,500	0.00	2,500	0.00	0.00
NURSING FAC QUALITY OF CARE	1,881	0.00	1	0.00	1	0.00	1	0.00	0.00
MO PUBLIC HEALTH SERVICES	78,056	0.00	30,000	0.00	30,000	0.00	30,000	0.00	0.00
AMBULANCE SERVICE REIMB ALLOW	0	0.00	199,996	0.00	199,996	0.00	199,996	0.00	0.00
TOTAL - PD	83,206	0.00	232,498	0.00	232,498	0.00	232,498	0.00	0.00
TOTAL	12,035,369	54.35	32,650,220	61.90	32,650,220	61.90	32,650,220	61.90	61.90
Pay Plan - 000012									
PERSONAL SERVICES									
GENERAL REVENUE	0	0.00	0	0.00	0	0.00	161,855	0.00	0.00
NURSING FAC QUALITY OF CARE	0	0.00	0	0.00	0	0.00	12,644	0.00	0.00
MO PUBLIC HEALTH SERVICES	0	0.00	0	0.00	0	0.00	9,326	0.00	0.00
PROF & PRACT NURSING LOANS	0	0.00	0	0.00	0	0.00	60	0.00	0.00
DEPT HEALTH & SR SV DOCUMENT	0	0.00	0	0.00	0	0.00	1	0.00	0.00
DEPT OF HEALTH-DONATED	0	0.00	0	0.00	0	0.00	2	0.00	0.00
ORGAN DONOR PROGRAM	0	0.00	0	0.00	0	0.00	194	0.00	0.00
TOTAL - PS	0	0.00	0	0.00	0	0.00	184,082	0.00	0.00
TOTAL	0	0.00	0	0.00	0	0.00	184,082	0.00	0.00
Office Productivity Tools - 1300021									
EXPENSE & EQUIPMENT									
GENERAL REVENUE	0	0.00	0	0.00	713,564	0.00	713,564	0.00	0.00
TOTAL - EE	0	0.00	0	0.00	713,564	0.00	713,564	0.00	0.00
TOTAL	0	0.00	0	0.00	713,564	0.00	713,564	0.00	0.00
GRAND TOTAL	\$12,035,369	54.35	\$32,650,220	61.90	\$33,363,784	61.90	\$33,547,866	61.90	61.90

1/19/24 12:30

im_disummary

DECISION ITEM DETAIL

Budget Unit	FY 2023	FY 2023	FY 2024	FY 2024	FY 2025	FY 2025	FY 2025	FY 2025
Decision Item	ACTUAL	ACTUAL	BUDGET	BUDGET	DEPT REQ	DEPT REQ	GOV REC	GOV REC
Budget Object Class	DOLLAR	FTE	DOLLAR	FTE	DOLLAR	FTE	DOLLAR	FTE
DHSS IT CONSOLIDATION								
CORE								
DATA PROCESSOR TECHNICAL	92,776	1.46	38,417	1.08	38,417	1.08	38,417	1.08
DATA PROCESSING MANAGER	46,904	0.50	89,988	1.00	89,988	1.00	89,988	1.00
MISCELLANEOUS PROFESSIONAL	779	0.01	0	0.00	0	0.00	0	0.00
SPECIAL ASST PROFESSIONAL	0	0.00	303	0.00	303	0.00	303	0.00
LEAD ADMIN SUPPORT ASSISTANT	37,952	0.85	42,220	1.00	42,220	1.00	42,220	1.00
SENIOR PROGRAM SPECIALIST	214	0.00	0	0.00	0	0.00	0	0.00
ASSOC APPLICATIONS DEVELOPER	359,395	6.87	3,111,858	38.25	3,111,858	38.25	3,111,858	38.25
APPLICATIONS DEVELOPER	557,877	8.64	597,543	6.46	597,543	6.46	597,543	6.46
SENIOR APPLICATIONS DEVELOPER	79,206	1.08	900,880	5.15	900,880	5.15	900,880	5.15
APPLICATIONS DEVELOPMENT SPEC	87,810	1.14	4,819	0.00	4,819	0.00	4,819	0.00
APPLICATIONS DEVELOPMENT MGR	137,613	1.65	36,362	0.44	36,362	0.44	36,362	0.44
DATA ANALYST	1,085	0.02	0	0.00	0	0.00	0	0.00
DATA SPECIALIST	59,726	0.78	0	0.00	0	0.00	0	0.00
ENTERPRISE ARCHITECT	74,113	1.01	0	0.00	0	0.00	0	0.00
GEOGRAPHIC INFO SYSTEMS SPEC	58,443	0.93	80,616	0.50	80,616	0.50	80,616	0.50
GEOGRAPHIC INFO SYSTEMS SPV	7,655	0.09	0	0.00	0	0.00	0	0.00
GEOGRAPHIC INFO SYSTEMS MGR	1,371	0.01	0	0.00	0	0.00	0	0.00
DIR STRATEGY & PLANNING LVL 3	63,894	0.63	0	0.00	0	0.00	0	0.00
BUSINESS ANALYST	9,473	0.16	114,832	1.27	114,832	1.27	114,832	1.27
SENIOR BUSINESS ANALYST	37,818	0.57	2,404	0.00	2,404	0.00	2,404	0.00
PROJECT MANAGER	149,422	2.14	600,468	4.59	600,468	4.59	600,468	4.59
SENIOR PROJECT MANAGER	70,619	0.81	1,279	0.00	1,279	0.00	1,279	0.00
PROJECT MANAGER DIRECTOR	3,791	0.04	0	0.00	0	0.00	0	0.00
QUALITY CONTROL SPECIALIST	152,622	2.29	0	0.00	0	0.00	0	0.00
QUALITY CONTROL COORDINATOR	47,209	0.61	0	0.00	0	0.00	0	0.00
SYSTEMS ADMINISTRATION TECH	62,720	1.21	116,228	1.96	116,228	1.96	116,228	1.96
SYSTEMS ADMINISTRATION SPEC	267,888	4.29	0	0.00	0	0.00	0	0.00
SR SYSTEMS ADMINISTRATION SPEC	25,270	0.35	0	0.00	0	0.00	0	0.00
SYSTEMS ADMINISTRATOR	215	0.00	0	0.00	0	0.00	0	0.00
CLIENT SUPPORT TECH-TIER 2	728,280	14.26	0	0.00	0	0.00	0	0.00
SENIOR CLIENT SUPPORT TECH	1,781	0.02	14,286	0.20	14,286	0.20	14,286	0.20
CLIENT SUPPORT SUPERVISOR	102,449	1.61	0	0.00	0	0.00	0	0.00

DECISION ITEM DETAIL

Budget Unit	FY 2023	FY 2023	FY 2024	FY 2024	FY 2025	FY 2025	FY 2025	FY 2025
Decision Item	ACTUAL	ACTUAL	BUDGET	BUDGET	DEPT REQ	DEPT REQ	GOV REC	GOV REC
Budget Object Class	DOLLAR	FTE	DOLLAR	FTE	DOLLAR	FTE	DOLLAR	FTE
DHSS IT CONSOLIDATION								
CORE								
CLIENT SUPPORT MANAGER	25,721	0.32	0	0.00	0	0.00	0	0.00
TOTAL - PS	3,352,091	54.35	5,752,503	61.90	5,752,503	61.90	5,752,503	61.90
TRAVEL, IN-STATE	5,861	0.00	8,579	0.00	8,579	0.00	8,579	0.00
TRAVEL, OUT-OF-STATE	0	0.00	2,682	0.00	2,682	0.00	2,682	0.00
SUPPLIES	5,342	0.00	24,502	0.00	24,502	0.00	24,502	0.00
PROFESSIONAL DEVELOPMENT	6,490	0.00	977	0.00	977	0.00	977	0.00
COMMUNICATION SERV & SUPP	457,319	0.00	200,014	0.00	200,014	0.00	200,014	0.00
PROFESSIONAL SERVICES	2,710,757	0.00	22,929,809	0.00	22,929,809	0.00	22,929,809	0.00
M&R SERVICES	2,353,608	0.00	1,605,646	0.00	1,605,646	0.00	1,605,646	0.00
COMPUTER EQUIPMENT	2,785,603	0.00	1,582,188	0.00	1,582,188	0.00	1,582,188	0.00
OFFICE EQUIPMENT	10,105	0.00	14,550	0.00	14,550	0.00	14,550	0.00
OTHER EQUIPMENT	264,460	0.00	290,102	0.00	290,102	0.00	290,102	0.00
EQUIPMENT RENTALS & LEASES	0	0.00	5,970	0.00	5,970	0.00	5,970	0.00
MISCELLANEOUS EXPENSES	0	0.00	200	0.00	200	0.00	200	0.00
REBILLABLE EXPENSES	527	0.00	0	0.00	0	0.00	0	0.00
TOTAL - EE	8,600,072	0.00	26,665,219	0.00	26,665,219	0.00	26,665,219	0.00
PROGRAM DISTRIBUTIONS	78,056	0.00	229,996	0.00	229,996	0.00	229,996	0.00
DEBT SERVICE	5,150	0.00	2,502	0.00	2,502	0.00	2,502	0.00
TOTAL - PD	83,206	0.00	232,498	0.00	232,498	0.00	232,498	0.00
GRAND TOTAL	\$12,035,369	54.35	\$32,650,220	61.90	\$32,650,220	61.90	\$32,650,220	61.90
GENERAL REVENUE	\$2,302,147	30.94	\$2,638,313	23.39	\$2,638,313	23.39	\$2,638,313	23.39
FEDERAL FUNDS	\$8,018,841	22.30	\$27,178,384	28.86	\$27,178,384	28.86	\$27,178,384	28.86
OTHER FUNDS	\$1,714,381	1.11	\$2,833,523	9.65	\$2,833,523	9.65	\$2,833,523	9.65

CORE DECISION ITEM

Department: Office of Administration	Budget Unit <u>30588C</u>
Division: Information Technology Services Division (ITSD)	
Core: DMH IT Core	HB Section <u>05.030</u>

1. CORE FINANCIAL SUMMARY

	FY 2025 Budget Request					FY 2025 Governor's Recommendation			
	GR	Federal	Other	Total		GR	Federal	Other	Total
PS	6,274,109	54,837	0	6,328,946	PS	6,274,109	54,837	0	6,328,946
EE	2,954,674	3,667,467	0	6,622,141	EE	2,954,674	3,667,467	0	6,622,141
PSD	0	1	0	1	PSD	0	1	0	1
TRF	0	0	0	0	TRF	0	0	0	0
Total	9,228,783	3,722,305	0	12,951,088	Total	9,228,783	3,722,305	0	12,951,088
FTE	34.92	0.50	0.00	35.42	FTE	34.92	0.50	0.00	35.42

Est. Fringe	2,862,824	27,947	0	2,890,771
--------------------	-----------	--------	---	-----------

Note: Fringes budgeted in House Bill 5 except for certain fringes budgeted directly to MoDOT, Highway Patrol, and Conservation.

Est. Fringe	2,862,824	27,947	0	2,890,771
--------------------	-----------	--------	---	-----------

Note: Fringes budgeted in House Bill 5 except for certain fringes budgeted directly to MoDOT, Highway Patrol, and Conservation.

Other Funds: See Decision Item Summary on Following Pages

Other Funds:

2. CORE DESCRIPTION

This core request is for funding for all IT expenditures specific to the Department of Mental Health (DMH), including new IT hardware and software, hardware maintenance, annual software licensing, State Data Center and telecommunications/network charges, and application development.

3. PROGRAM LISTING (list programs included in this core funding)

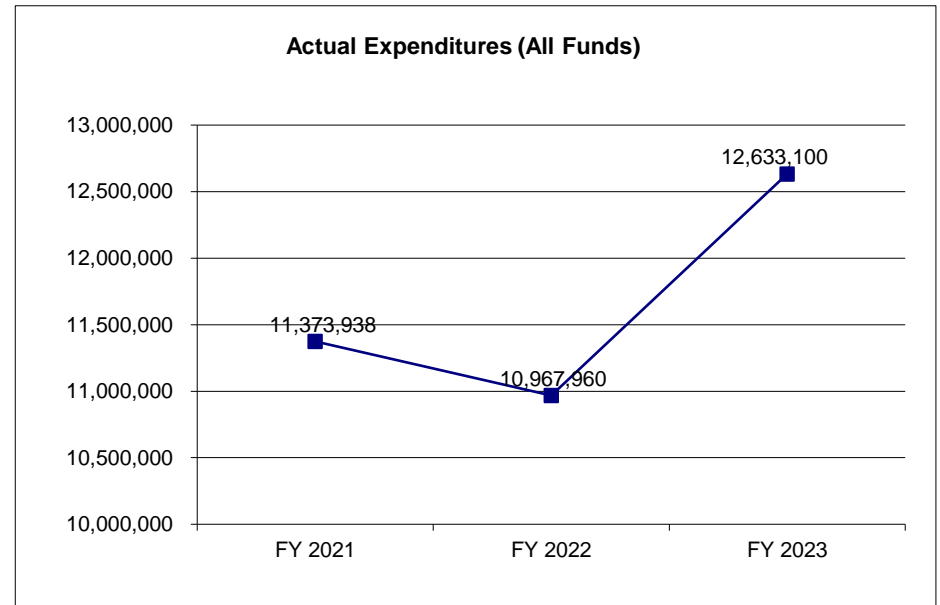
ITSD-DMH

CORE DECISION ITEM

Department: Office of Administration	Budget Unit <u>30588C</u>
Division: Information Technology Services Division (ITSD)	
Core: DMH IT Core	HB Section <u>05.030</u>

4. FINANCIAL HISTORY

	FY 2021 Actual	FY 2022 Actual	FY 2023 Actual	FY 2024 Current Yr.
Appropriation (All Funds)	12,779,205	11,580,085	13,491,372	12,951,088
Less Reverted (All Funds)	(243,477)	(246,829)	(261,799)	(276,863)
Less Restricted (All Funds)*	0	0	0	0
Budget Authority (All Funds)	12,535,728	11,333,256	13,229,573	12,674,225
Actual Expenditures (All Funds)	11,373,938	10,967,960	12,633,100	N/A
Unexpended (All Funds)	1,161,790	365,296	596,473	N/A
Unexpended, by Fund:				
General Revenue	319,433	44,746	368,843	N/A
Federal	805,322	320,550	227,630	N/A
Other	37,035	0	0	N/A



*Current Year restricted amount is as of _____.

Reverted includes the statutory three percent reserve amount (when applicable).

Restricted includes any Governor's expenditure restrictions which remained at the end of the fiscal year (when applicable).

NOTES:

Actual appropriation is the budget authority amount after all required flexibility transactions were processed. Flexibility is used to help manage priorities for all consolidated agencies as IT needs for each agency can change very rapidly throughout the year.

CORE RECONCILIATION DETAIL

STATE
DMH IT CONSOLIDATION

5. CORE RECONCILIATION DETAIL

	Budget Class	FTE	GR	Federal	Other	Total	Explanation
TAFP AFTER VETOES							
	PS	35.42	6,274,109	54,837	0	6,328,946	
	EE	0.00	2,954,674	3,667,467	0	6,622,141	
	PD	0.00	0	1	0	1	
	Total	35.42	9,228,783	3,722,305	0	12,951,088	
DEPARTMENT CORE REQUEST							
	PS	35.42	6,274,109	54,837	0	6,328,946	
	EE	0.00	2,954,674	3,667,467	0	6,622,141	
	PD	0.00	0	1	0	1	
	Total	35.42	9,228,783	3,722,305	0	12,951,088	
GOVERNOR'S RECOMMENDED CORE							
	PS	35.42	6,274,109	54,837	0	6,328,946	
	EE	0.00	2,954,674	3,667,467	0	6,622,141	
	PD	0.00	0	1	0	1	
	Total	35.42	9,228,783	3,722,305	0	12,951,088	

DECISION ITEM SUMMARY

Budget Unit									
Decision Item	FY 2023	FY 2023	FY 2024	FY 2024	FY 2025	FY 2025	FY 2025	FY 2025	FY 2025
Budget Object Summary	ACTUAL	ACTUAL	BUDGET	BUDGET	DEPT REQ	DEPT REQ	GOV REC	GOV REC	GOV REC
Fund	DOLLAR	FTE	DOLLAR	FTE	DOLLAR	FTE	DOLLAR	FTE	DOLLAR
DMH IT CONSOLIDATION									
CORE									
PERSONAL SERVICES									
GENERAL REVENUE	5,265,684	85.83	6,274,109	34.92	6,274,109	34.92	6,274,109	34.92	34.92
OA INFORMATION TECH FED& OTHER	102	0.00	54,837	0.50	54,837	0.50	54,837	0.50	0.50
TOTAL - PS	5,265,786	85.83	6,328,946	35.42	6,328,946	35.42	6,328,946	35.42	35.42
EXPENSE & EQUIPMENT									
GENERAL REVENUE	2,985,735	0.00	2,954,674	0.00	2,954,674	0.00	2,954,674	0.00	0.00
OA INFORMATION TECH FED& OTHER	4,381,579	0.00	3,667,467	0.00	3,667,467	0.00	3,667,467	0.00	0.00
TOTAL - EE	7,367,314	0.00	6,622,141	0.00	6,622,141	0.00	6,622,141	0.00	0.00
PROGRAM-SPECIFIC									
OA INFORMATION TECH FED& OTHER	0	0.00	1	0.00	1	0.00	1	0.00	0.00
TOTAL - PD	0	0.00	1	0.00	1	0.00	1	0.00	0.00
TOTAL	12,633,100	85.83	12,951,088	35.42	12,951,088	35.42	12,951,088	35.42	35.42
Pay Plan - 0000012									
PERSONAL SERVICES									
GENERAL REVENUE	0	0.00	0	0.00	0	0.00	207,848	0.00	0.00
OA INFORMATION TECH FED& OTHER	0	0.00	0	0.00	0	0.00	1,755	0.00	0.00
TOTAL - PS	0	0.00	0	0.00	0	0.00	209,603	0.00	0.00
TOTAL	0	0.00	0	0.00	0	0.00	209,603	0.00	0.00
Office Productivity Tools - 1300021									
EXPENSE & EQUIPMENT									
GENERAL REVENUE	0	0.00	0	0.00	1,825,177	0.00	1,825,177	0.00	0.00
TOTAL - EE	0	0.00	0	0.00	1,825,177	0.00	1,825,177	0.00	0.00
TOTAL	0	0.00	0	0.00	1,825,177	0.00	1,825,177	0.00	0.00
GRAND TOTAL	\$12,633,100	85.83	\$12,951,088	35.42	\$14,776,265	35.42	\$14,985,868	35.42	35.42

1/19/24 12:30

im_disummary

DECISION ITEM DETAIL

Budget Unit	FY 2023	FY 2023	FY 2024	FY 2024	FY 2025	FY 2025	FY 2025	FY 2025
Decision Item	ACTUAL	ACTUAL	BUDGET	BUDGET	DEPT REQ	DEPT REQ	GOV REC	GOV REC
Budget Object Class	DOLLAR	FTE	DOLLAR	FTE	DOLLAR	FTE	DOLLAR	FTE
DMH IT CONSOLIDATION								
CORE								
DATA PROCESSOR TECHNICAL	103,155	1.59	80,839	0.15	80,839	0.15	80,839	0.15
DATA PROCESSING MANAGER	0	0.00	124,958	1.21	124,958	1.21	124,958	1.21
SPECIAL ASST PROFESSIONAL	16,368	0.18	0	0.00	0	0.00	0	0.00
LEAD ADMIN SUPPORT ASSISTANT	6,021	0.14	18,070	0.43	18,070	0.43	18,070	0.43
SENIOR PROGRAM SPECIALIST	49	0.00	0	0.00	0	0.00	0	0.00
ASSOC APPLICATIONS DEVELOPER	536,742	11.51	1,668,747	0.00	1,668,747	0.00	1,668,747	0.00
APPLICATIONS DEVELOPER	301,798	4.76	1,316,819	9.50	1,316,819	9.50	1,316,819	9.50
SENIOR APPLICATIONS DEVELOPER	431,666	5.73	582,100	5.31	582,100	5.31	582,100	5.31
APPLICATIONS DEVELOPMENT SPEC	16,531	0.21	0	0.00	0	0.00	0	0.00
APPLICATIONS DEVELOPMENT MGR	167,542	1.99	13,020	0.07	13,020	0.07	13,020	0.07
COMPUTER OPERATIONS SUPERVISOR	1,992	0.04	0	0.00	0	0.00	0	0.00
DATA TECHNICIAN	159,022	3.03	477,611	4.65	477,611	4.65	477,611	4.65
DATA ANALYST	281,131	4.41	0	0.00	0	0.00	0	0.00
DATA SPECIALIST	126,349	1.77	0	0.00	0	0.00	0	0.00
SENIOR DATA SPECIALIST	102,902	1.42	0	0.00	0	0.00	0	0.00
DATA MANAGER	82,301	1.00	0	0.00	0	0.00	0	0.00
ENTERPRISE ARCHITECT	53,981	0.75	0	0.00	0	0.00	0	0.00
DIR STRATEGY & PLANNING LVL 3	87,300	0.90	0	0.00	0	0.00	0	0.00
BUSINESS ANALYST	14,334	0.26	0	0.00	0	0.00	0	0.00
SENIOR BUSINESS ANALYST	66,200	0.92	0	0.00	0	0.00	0	0.00
PROJECT MANAGER	213,956	2.99	1,331,927	5.53	1,331,927	5.53	1,331,927	5.53
SENIOR PROJECT MANAGER	182,028	2.39	110,629	0.75	110,629	0.75	110,629	0.75
PROJECT MANAGER DIRECTOR	84,808	0.92	0	0.00	0	0.00	0	0.00
QUALITY CONTROL TECHNICIAN	15,236	0.33	0	0.00	0	0.00	0	0.00
QUALITY CONTROL SPECIALIST	190,338	3.04	0	0.00	0	0.00	0	0.00
QUALITY CONTROL COORDINATOR	61,609	0.80	0	0.00	0	0.00	0	0.00
SYSTEMS ADMINISTRATION TECH	144,146	3.00	512,555	7.58	512,555	7.58	512,555	7.58
SYSTEMS ADMINISTRATION SPEC	113,374	1.81	0	0.00	0	0.00	0	0.00
SR SYSTEMS ADMINISTRATION SPEC	72,790	1.01	0	0.00	0	0.00	0	0.00
SYSTEMS ADMINISTRATOR	73	0.00	91,317	0.24	91,317	0.24	91,317	0.24
CLIENT SUPPORT TECH-TIER 2	1,109,387	21.27	0	0.00	0	0.00	0	0.00
SENIOR CLIENT SUPPORT TECH	217,989	3.37	354	0.00	354	0.00	354	0.00

DECISION ITEM DETAIL

Budget Unit	FY 2023	FY 2023	FY 2024	FY 2024	FY 2025	FY 2025	FY 2025	FY 2025
Decision Item	ACTUAL	ACTUAL	BUDGET	BUDGET	DEPT REQ	DEPT REQ	GOV REC	GOV REC
Budget Object Class	DOLLAR	FTE	DOLLAR	FTE	DOLLAR	FTE	DOLLAR	FTE
DMH IT CONSOLIDATION								
CORE								
CLIENT SUPPORT SUPERVISOR	204,617	3.02	0	0.00	0	0.00	0	0.00
CLIENT SUPPORT MANAGER	100,051	1.27	0	0.00	0	0.00	0	0.00
TOTAL - PS	5,265,786	85.83	6,328,946	35.42	6,328,946	35.42	6,328,946	35.42
TRAVEL, IN-STATE	2,711	0.00	1,724	0.00	1,724	0.00	1,724	0.00
SUPPLIES	1,137	0.00	1	0.00	1	0.00	1	0.00
PROFESSIONAL DEVELOPMENT	0	0.00	2	0.00	2	0.00	2	0.00
COMMUNICATION SERV & SUPP	1,306,775	0.00	1	0.00	1	0.00	1	0.00
PROFESSIONAL SERVICES	3,911,540	0.00	6,620,404	0.00	6,620,404	0.00	6,620,404	0.00
M&R SERVICES	1,370,945	0.00	2	0.00	2	0.00	2	0.00
COMPUTER EQUIPMENT	719,072	0.00	2	0.00	2	0.00	2	0.00
OFFICE EQUIPMENT	319	0.00	1	0.00	1	0.00	1	0.00
OTHER EQUIPMENT	49,526	0.00	2	0.00	2	0.00	2	0.00
MISCELLANEOUS EXPENSES	83	0.00	1	0.00	1	0.00	1	0.00
REBILLABLE EXPENSES	5,206	0.00	1	0.00	1	0.00	1	0.00
TOTAL - EE	7,367,314	0.00	6,622,141	0.00	6,622,141	0.00	6,622,141	0.00
DEBT SERVICE	0	0.00	1	0.00	1	0.00	1	0.00
TOTAL - PD	0	0.00	1	0.00	1	0.00	1	0.00
GRAND TOTAL	\$12,633,100	85.83	\$12,951,088	35.42	\$12,951,088	35.42	\$12,951,088	35.42
GENERAL REVENUE	\$8,251,419	85.83	\$9,228,783	34.92	\$9,228,783	34.92	\$9,228,783	34.92
FEDERAL FUNDS	\$4,381,681	0.00	\$3,722,305	0.50	\$3,722,305	0.50	\$3,722,305	0.50
OTHER FUNDS	\$0	0.00	\$0	0.00	\$0	0.00	\$0	0.00

CORE DECISION ITEM

Department: Office of Administration	Budget Unit <u>30584C</u>
Division: Information Technology Services Division (ITSD)	
Core: DSS IT Core	HB Section <u>05.030</u>

1. CORE FINANCIAL SUMMARY

	FY 2025 Budget Request				FY 2025 Governor's Recommendation			
	GR	Federal	Other	Total	GR	Federal	Other	Total
PS	3,646,769	7,106,596	0	10,753,365	3,646,769	7,106,596	0	10,753,365
EE	1,284,393	29,893,232	0	31,177,625	1,284,393	29,893,232	0	31,177,625
PSD	0	2	0	2	0	0	0	0
TRF	0	0	0	0	0	0	0	0
Total	4,931,162	36,999,830	0	41,930,992	4,931,162	36,999,828	0	41,930,990
FTE	17.73	112.14	0.00	129.87	17.73	112.14	0.00	129.87

Est. Fringe	1,625,438	4,332,859	0	5,958,297
<i>Note: Fringes budgeted in House Bill 5 except for certain fringes budgeted directly to MoDOT, Highway Patrol, and Conservation.</i>				

Est. Fringe	1,625,438	4,332,859	0	5,958,297
<i>Note: Fringes budgeted in House Bill 5 except for certain fringes budgeted directly to MoDOT, Highway Patrol, and Conservation.</i>				

Other Funds: See Decision Item Summary on Following Pages

Other Funds:

2. CORE DESCRIPTION

This core request is for funding for all IT expenditures specific to the Department of Social Services (DSS), including new IT hardware and software, hardware maintenance, annual software licensing, State Data Center and telecommunications/network charges, and application development.

3. PROGRAM LISTING (list programs included in this core funding)

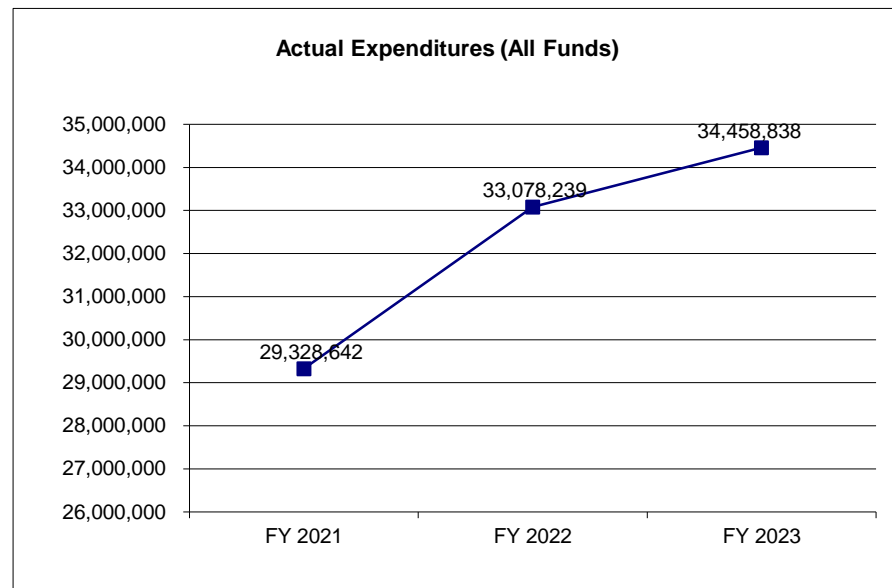
ITSD-DSS

CORE DECISION ITEM

Department: Office of Administration	Budget Unit <u>30584C</u>
Division: Information Technology Services Division (ITSD)	
Core: DSS IT Core	HB Section <u>05.030</u>

4. FINANCIAL HISTORY

	FY 2021	FY 2022	FY 2023	FY 2024
	Actual	Actual	Actual	Current Yr.
Appropriation (All Funds)	41,229,956	43,986,504	42,947,897	41,970,992
Less Reverted (All Funds)	(130,994)	(133,073)	(150,481)	(149,135)
Less Restricted (All Funds)*	0	0	0	0
Budget Authority (All Funds)	41,098,962	43,853,431	42,797,416	41,821,857
Actual Expenditures (All Funds)	29,328,642	33,078,239	34,458,838	N/A
Unexpended (All Funds)	11,770,320	10,775,192	8,338,578	N/A
Unexpended, by Fund:				
General Revenue	148,722	26,214	887,650	N/A
Federal	10,891,916	10,333,263	7,450,928	N/A
Other	729,682	415,715	0	N/A



*Current Year restricted amount is as of _____.

Reverted includes the statutory three percent reserve amount (when applicable).

Restricted includes any Governor's expenditure restrictions which remained at the end of the fiscal year (when applicable).

NOTES:

Actual appropriation is the budget authority amount after all required flexibility transactions were processed. Flexibility is used to help manage priorities for all consolidated agencies as IT needs for each agency can change very rapidly throughout the year.

CORE RECONCILIATION DETAIL

STATE
DSS IT CONSOLIDATION

5. CORE RECONCILIATION DETAIL

	Budget Class	FTE	GR	Federal	Other	Total	Explanation
TAFP AFTER VETOES							
	PS	129.87	3,686,769	7,106,596	0	10,793,365	
	EE	0.00	1,284,393	29,893,232	0	31,177,625	
	PD	0.00	0	2	0	2	
	Total	129.87	4,971,162	36,999,830	0	41,970,992	
DEPARTMENT CORE ADJUSTMENTS							
Core Reallocation	1011 3809 PS	0.00	(40,000)	0	0	(40,000)	Core reallocation from DSS IT PS to OA IT PS to better reflect planned GR PS spending.
NET DEPARTMENT CHANGES		0.00	(40,000)	0	0	(40,000)	
DEPARTMENT CORE REQUEST							
	PS	129.87	3,646,769	7,106,596	0	10,753,365	
	EE	0.00	1,284,393	29,893,232	0	31,177,625	
	PD	0.00	0	2	0	2	
	Total	129.87	4,931,162	36,999,830	0	41,930,992	
GOVERNOR'S RECOMMENDED CORE							
	PS	129.87	3,646,769	7,106,596	0	10,753,365	
	EE	0.00	1,284,393	29,893,232	0	31,177,625	
	PD	0.00	0	2	0	2	
	Total	129.87	4,931,162	36,999,830	0	41,930,992	

DECISION ITEM SUMMARY

Budget Unit									
Decision Item	FY 2023	FY 2023	FY 2024	FY 2024	FY 2025	FY 2025	FY 2025	FY 2025	FY 2025
Budget Object Summary	ACTUAL	ACTUAL	BUDGET	BUDGET	DEPT REQ	DEPT REQ	GOV REC	GOV REC	GOV REC
Fund	DOLLAR	FTE	DOLLAR	FTE	DOLLAR	FTE	DOLLAR	FTE	DOLLAR
DSS IT CONSOLIDATION									
CORE									
PERSONAL SERVICES									
GENERAL REVENUE	2,830,417	44.51	3,686,769	17.73	3,646,769	17.73	3,646,769	17.73	3,646,769
OA INFORMATION TECH FED& OTHER	3,704,009	59.33	4,503,687	81.14	4,503,687	81.14	4,503,687	81.14	4,503,687
TEMP ASSIST NEEDY FAM FEDERAL	2,365,925	36.34	2,602,909	31.00	2,602,909	31.00	2,602,909	31.00	2,602,909
TOTAL - PS	8,900,351	140.18	10,793,365	129.87	10,753,365	129.87	10,753,365	129.87	10,753,365
EXPENSE & EQUIPMENT									
GENERAL REVENUE	989,152	0.00	1,284,393	0.00	1,284,393	0.00	1,284,393	0.00	1,284,393
OA INFORMATION TECH FED& OTHER	17,091,333	0.00	22,394,944	0.00	22,394,944	0.00	22,394,944	0.00	22,394,944
TEMP ASSIST NEEDY FAM FEDERAL	7,420,898	0.00	7,498,288	0.00	7,498,288	0.00	7,498,288	0.00	7,498,288
TOTAL - EE	25,501,383	0.00	31,177,625	0.00	31,177,625	0.00	31,177,625	0.00	31,177,625
PROGRAM-SPECIFIC									
GENERAL REVENUE	42,828	0.00	0	0.00	0	0.00	0	0.00	0
OA INFORMATION TECH FED& OTHER	0	0.00	1	0.00	1	0.00	1	0.00	1
TEMP ASSIST NEEDY FAM FEDERAL	14,276	0.00	1	0.00	1	0.00	1	0.00	1
TOTAL - PD	57,104	0.00	2	0.00	2	0.00	2	0.00	2
TOTAL	34,458,838	140.18	41,970,992	129.87	41,930,992	129.87	41,930,992	129.87	41,930,992
Pay Plan - 0000012									
PERSONAL SERVICES									
GENERAL REVENUE	0	0.00	0	0.00	0	0.00	199,989	0.00	199,989
OA INFORMATION TECH FED& OTHER	0	0.00	0	0.00	0	0.00	144,118	0.00	144,118
TOTAL - PS	0	0.00	0	0.00	0	0.00	344,107	0.00	344,107
TOTAL	0	0.00	0	0.00	0	0.00	344,107	0.00	344,107
Office Productivity Tools - 1300021									
EXPENSE & EQUIPMENT									
GENERAL REVENUE	0	0.00	0	0.00	4,153,807	0.00	4,153,807	0.00	4,153,807
TOTAL - EE	0	0.00	0	0.00	4,153,807	0.00	4,153,807	0.00	4,153,807
TOTAL	0	0.00	0	0.00	4,153,807	0.00	4,153,807	0.00	4,153,807
GRAND TOTAL	\$34,458,838	140.18	\$41,970,992	129.87	\$46,084,799	129.87	\$46,428,906	129.87	\$46,428,906

1/19/24 12:30

im_disummary

FLEXIBILITY REQUEST FORM

BUDGET UNIT NUMBER:	Various	DEPARTMENT:	Office of Administration
BUDGET UNIT NAME:	ITSD Department IT Core	DIVISION:	Information Technology Services Division
HOUSE BILL SECTION:	5.030		

1. Provide the amount by fund of personal service flexibility and the amount by fund of expense and equipment flexibility you are requesting in dollar and percentage terms and explain why the flexibility is needed. If flexibility is being requested among divisions, provide the amount by fund of flexibility you are requesting in dollar and percentage terms and explain why the flexibility is needed.

DEPARTMENT REQUEST

ITSD is requesting 25% flex between PS & EE within section 5.030 and 25% flex between section 5.025 and section 5.030. This is the same level of flexibility as FY24. This flexibility is requested to help manage priorities for all consolidated agencies. Constantly changing needs of departments served by ITSD require that funding be flexible so that proper spending from the appropriations is maintained. It is critical ITSD retain key technical staff that continue to optimize the IT systems and maintain technical support so that E&E operating costs are contained and managed. In addition, certain software, equipment, or contracted services may be needed that can be funded from salary savings. This flexibility allows ITSD to provide services in the most efficient and reliable manner without artificially increasing the "federal and other" appropriation authority of various funds.

2. Estimate how much flexibility will be used for the budget year. How much flexibility was used in the Prior Year Budget and the Current Year Budget? Please specify the amount.

PRIOR YEAR ACTUAL AMOUNT OF FLEXIBILITY USED	CURRENT YEAR ESTIMATED AMOUNT OF FLEXIBILITY THAT WILL BE USED	BUDGET REQUEST ESTIMATED AMOUNT OF FLEXIBILITY THAT WILL BE USED
\$8,330,562	Unknown	Unknown

3. Please explain how flexibility was used in the prior and/or current years.

PRIOR YEAR EXPLAIN ACTUAL USE	CURRENT YEAR EXPLAIN PLANNED USE
To adjust funding sources for PS and EE for various ITSD appropriations in order to optimize ITSD efficiencies and maintain critical IT infrastructure for all agencies	Flexibility will be used as necessary to optimize ITSD efficiencies and maintain critical IT infrastructure for agencies.

DECISION ITEM DETAIL

Budget Unit	FY 2023	FY 2023	FY 2024	FY 2024	FY 2025	FY 2025	FY 2025	FY 2025
Decision Item	ACTUAL	ACTUAL	BUDGET	BUDGET	DEPT REQ	DEPT REQ	GOV REC	GOV REC
Budget Object Class	DOLLAR	FTE	DOLLAR	FTE	DOLLAR	FTE	DOLLAR	FTE
DSS IT CONSOLIDATION								
CORE								
DATA PROCESSOR TECHNICAL	369,272	5.17	286,622	1.75	286,622	1.75	286,622	1.75
DATA PROCESSOR PROFESSIONAL	27,537	0.27	65,208	0.10	65,208	0.10	65,208	0.10
DATA PROCESSING MANAGER	114,181	0.89	113,765	1.00	113,765	1.00	113,765	1.00
MISCELLANEOUS PROFESSIONAL	4,099	0.05	0	0.00	0	0.00	0	0.00
SPECIAL ASST PROFESSIONAL	25,265	0.30	2,229	0.03	2,229	0.03	2,229	0.03
LEAD ADMIN SUPPORT ASSISTANT	39,829	0.90	18,071	0.43	18,071	0.43	18,071	0.43
ASSOC APPLICATIONS DEVELOPER	897,934	17.86	4,356,459	31.00	4,356,459	31.00	4,356,459	31.00
APPLICATIONS DEVELOPER	1,017,867	16.25	1,722,288	63.53	1,682,288	63.53	1,682,288	63.53
SENIOR APPLICATIONS DEVELOPER	1,337,629	17.70	1,876,053	9.67	1,876,053	9.67	1,876,053	9.67
APPLICATIONS DEVELOPMENT SPEC	506,264	5.98	0	0.00	0	0.00	0	0.00
APPLICATIONS DEVELOPMENT MGR	530,913	5.83	515,294	2.41	515,294	2.41	515,294	2.41
COMPUTER OPERATIONS CLERK	0	0.00	76,525	2.00	76,525	2.00	76,525	2.00
DATA TECHNICIAN	9,280	0.17	0	0.00	0	0.00	0	0.00
DATA ANALYST	5,107	0.08	0	0.00	0	0.00	0	0.00
DATA SPECIALIST	75,149	1.03	0	0.00	0	0.00	0	0.00
ENTERPRISE ARCHITECT	169,091	1.90	0	0.00	0	0.00	0	0.00
SENIOR ENTERPRISE ARCHITECT	87,503	0.92	0	0.00	0	0.00	0	0.00
GEOGRAPHIC INFO SYSTEMS SPEC	346	0.00	0	0.00	0	0.00	0	0.00
GEOGRAPHIC INFO SYSTEMS SPV	275	0.00	0	0.00	0	0.00	0	0.00
DIR STRATEGY & PLANNING LVL 3	61,006	0.65	0	0.00	0	0.00	0	0.00
BUSINESS ANALYST	43,004	0.80	0	0.00	0	0.00	0	0.00
SENIOR BUSINESS ANALYST	112,563	1.50	0	0.00	0	0.00	0	0.00
PROJECT MANAGER	237,460	3.37	0	0.00	0	0.00	0	0.00
SENIOR PROJECT MANAGER	91,075	1.00	686,152	2.93	686,152	2.93	686,152	2.93
PROJECT MANAGER DIRECTOR	72,122	0.77	0	0.00	0	0.00	0	0.00
NETWORK INFRASTRUCTURE SPEC	168	0.00	0	0.00	0	0.00	0	0.00
NETWORK INFRASTRUCTURE ARCHTCT	74,137	0.91	0	0.00	0	0.00	0	0.00
NETWORK INFRASTRUCTURE SPV	2,075	0.03	0	0.00	0	0.00	0	0.00
QUALITY CONTROL TECHNICIAN	224,472	4.53	0	0.00	0	0.00	0	0.00
QUALITY CONTROL COORDINATOR	173,624	2.45	0	0.00	0	0.00	0	0.00
SYSTEMS ADMINISTRATION TECH	118,267	2.38	699,927	13.51	699,927	13.51	699,927	13.51
SYSTEMS ADMINISTRATION SPEC	211,740	3.42	0	0.00	0	0.00	0	0.00

DECISION ITEM DETAIL

Budget Unit	FY 2023	FY 2023	FY 2024	FY 2024	FY 2025	FY 2025	FY 2025	FY 2025
Decision Item	ACTUAL	ACTUAL	BUDGET	BUDGET	DEPT REQ	DEPT REQ	GOV REC	GOV REC
Budget Object Class	DOLLAR	FTE	DOLLAR	FTE	DOLLAR	FTE	DOLLAR	FTE
DSS IT CONSOLIDATION								
CORE								
SR SYSTEMS ADMINISTRATION SPEC	990	0.01	0	0.00	0	0.00	0	0.00
SYSTEMS ADMINISTRATOR	104	0.00	367,229	1.51	367,229	1.51	367,229	1.51
CLIENT SUPPORT TECH-TIER 2	1,724,988	34.70	0	0.00	0	0.00	0	0.00
SENIOR CLIENT SUPPORT TECH	181,639	2.98	5,542	0.00	5,542	0.00	5,542	0.00
CLIENT SUPPORT SUPERVISOR	323,688	5.02	0	0.00	0	0.00	0	0.00
CLIENT SUPPORT MANAGER	29,688	0.36	0	0.00	0	0.00	0	0.00
OTHER	0	0.00	2,001	0.00	2,001	0.00	2,001	0.00
TOTAL - PS	8,900,351	140.18	10,793,365	129.87	10,753,365	129.87	10,753,365	129.87
TRAVEL, IN-STATE	12,488	0.00	7,292	0.00	7,292	0.00	7,292	0.00
TRAVEL, OUT-OF-STATE	0	0.00	182	0.00	182	0.00	182	0.00
SUPPLIES	11,097	0.00	3	0.00	3	0.00	3	0.00
PROFESSIONAL DEVELOPMENT	0	0.00	2	0.00	2	0.00	2	0.00
COMMUNICATION SERV & SUPP	2,507,315	0.00	3	0.00	3	0.00	3	0.00
PROFESSIONAL SERVICES	17,329,128	0.00	31,170,130	0.00	31,170,130	0.00	31,170,130	0.00
M&R SERVICES	3,846,257	0.00	3	0.00	3	0.00	3	0.00
COMPUTER EQUIPMENT	1,477,957	0.00	3	0.00	3	0.00	3	0.00
OFFICE EQUIPMENT	1,300	0.00	2	0.00	2	0.00	2	0.00
OTHER EQUIPMENT	308,528	0.00	3	0.00	3	0.00	3	0.00
BUILDING LEASE PAYMENTS	0	0.00	1	0.00	1	0.00	1	0.00
MISCELLANEOUS EXPENSES	0	0.00	1	0.00	1	0.00	1	0.00
REBILLABLE EXPENSES	7,313	0.00	0	0.00	0	0.00	0	0.00
TOTAL - EE	25,501,383	0.00	31,177,625	0.00	31,177,625	0.00	31,177,625	0.00
DEBT SERVICE	57,104	0.00	2	0.00	2	0.00	2	0.00
TOTAL - PD	57,104	0.00	2	0.00	2	0.00	2	0.00
GRAND TOTAL	\$34,458,838	140.18	\$41,970,992	129.87	\$41,930,992	129.87	\$41,930,992	129.87
GENERAL REVENUE	\$3,862,397	44.51	\$4,971,162	17.73	\$4,931,162	17.73	\$4,931,162	17.73
FEDERAL FUNDS	\$30,596,441	95.67	\$36,999,830	112.14	\$36,999,830	112.14	\$36,999,830	112.14
OTHER FUNDS	\$0	0.00	\$0	0.00	\$0	0.00	\$0	0.00

PROGRAM DESCRIPTION

Department Information Technology Services Division

HB Section(s): 5.025 & 5.030

Program Name Client Engagement Services

Program is found in the following core budget(s): Information Technology Services Division

1a. What strategic priority does this program address?

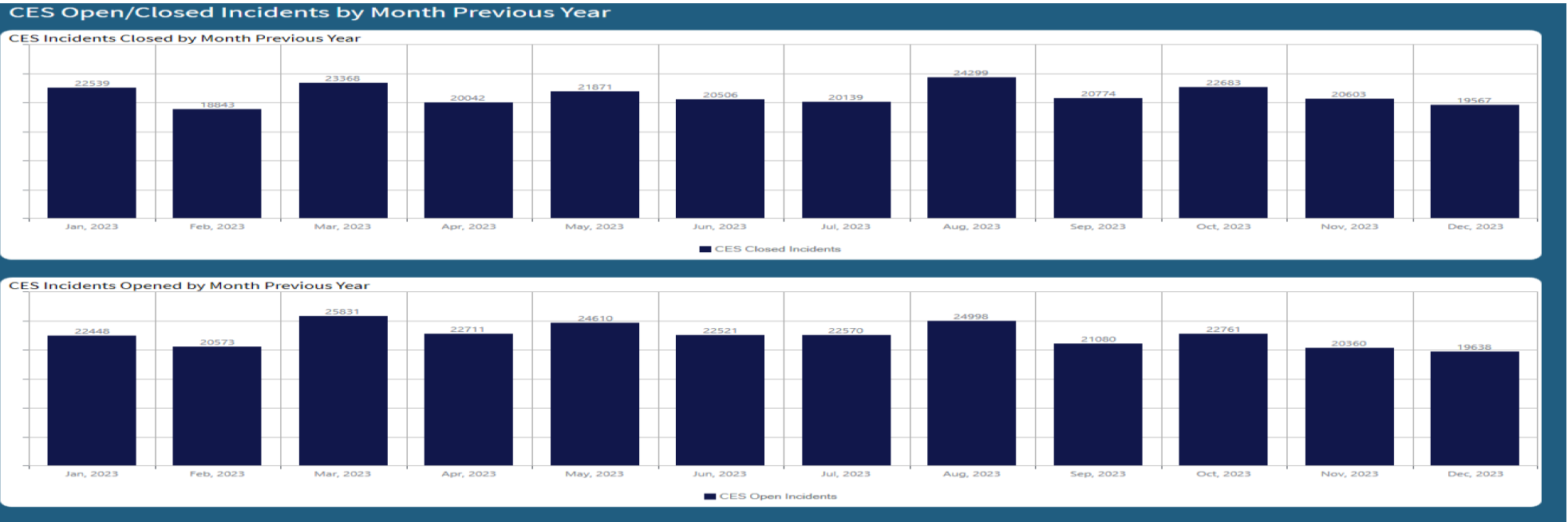
- Technology Solutions: Looking to the future, implement technology that will improve how we work and provide a better customer and team experience

1b. What does this program do?

Client Engagement Services (CES) consists of a Call Center, Inventory Control, Service Technicians, Customer Care Team, and ITSM Environment. CES provides customer service to 14 executive agencies, the Governor’s Office and Lt. Governor’s Office. CES provides a Call Center for support issues, installs computer equipment, troubleshoots technical issues, installs software, runs reports, manages inventory for all ITSD equipment, 5 year refresh, ewaste of ITSD equipment, on call 24/7 for VIP issues, and manages the ITSM environment, for team members across the state to allow them to provide vital services to Missouri citizens.

2a. Provide an activity measure(s) for the program.

- ITSD works help desk tickets entered by agency clients every day.



PROGRAM DESCRIPTION

Department Information Technology Services Division

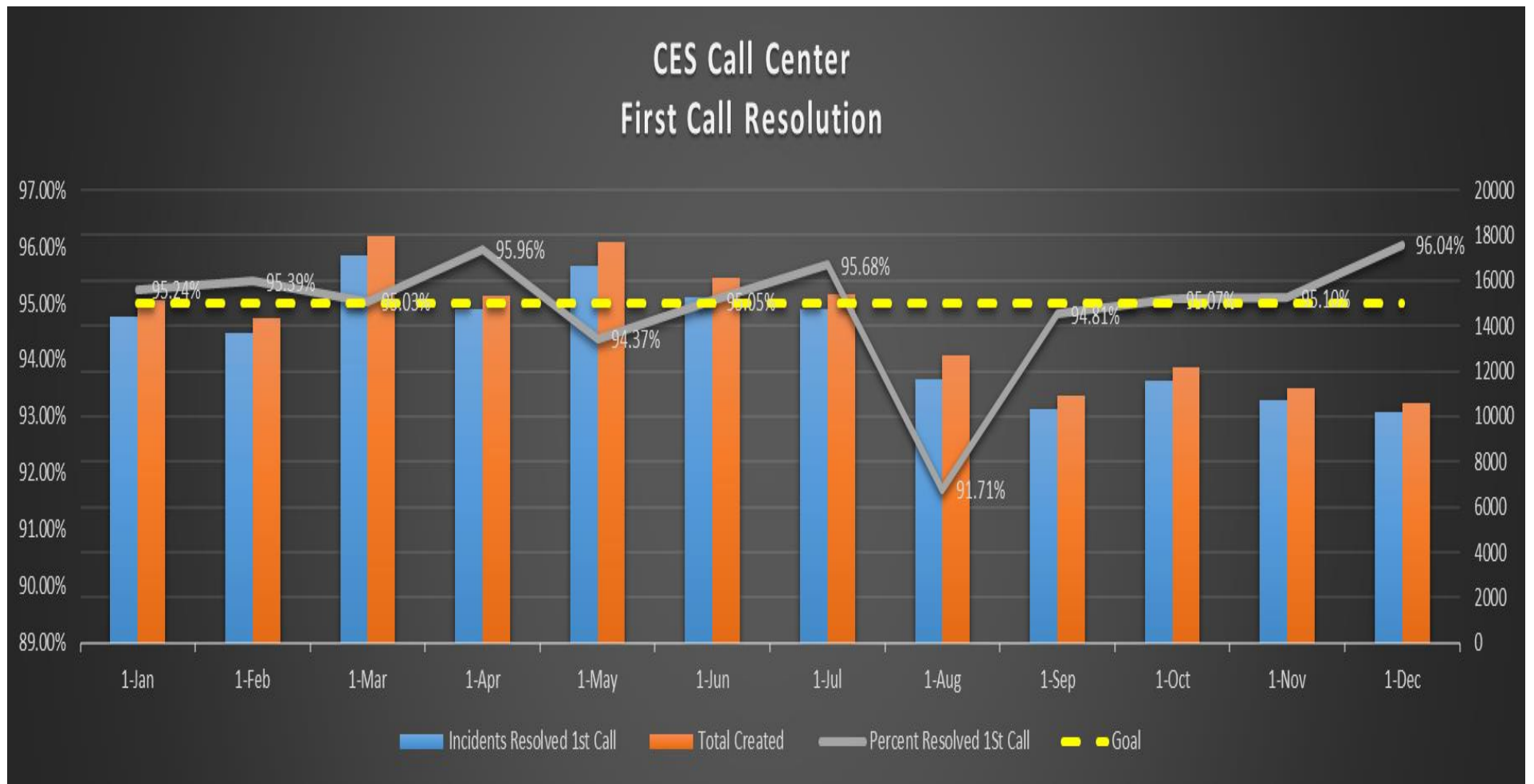
HB Section(s): 5.025 & 5.030

Program Name Client Engagement Services

Program is found in the following core budget(s): Information Technology Services Division

2b. Provide a measure(s) of the program's quality.

- CES strives to resolve customer issues on the first call or contact with ITSD.



PROGRAM DESCRIPTION

Department Information Technology Services Division

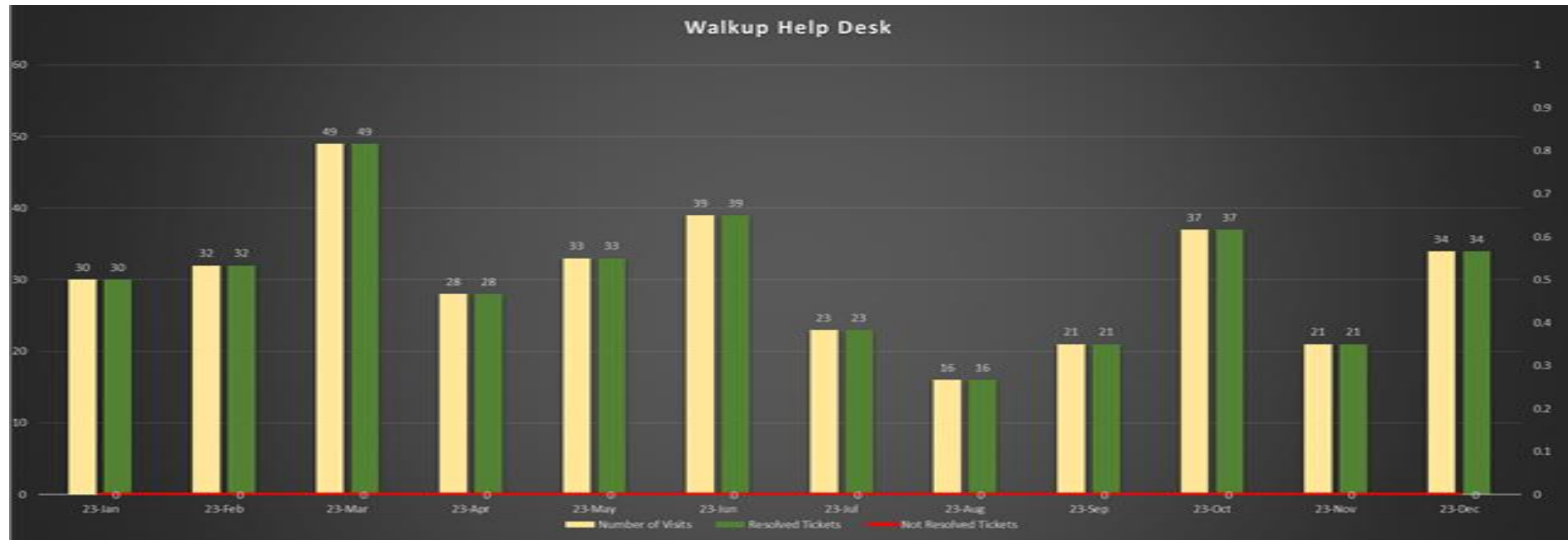
HB Section(s): 5.025 & 5.030

Program Name Client Engagement Services

Program is found in the following core budget(s): Information Technology Services Division

2c. Provide a measure(s) of the program's impact.

- ITSD seeks customer feedback on help desk tickets through a survey when each ticket is closed. This practice was implemented last with the new ITSD service portal tool. Rating scale is 1-5 : 5- Extremely Satisfied, 4- Satisfied, 3- Neutral, 2- Dissatisfied 1- Extremely Dissatisfied. In October of 2022 we opened a Walkup Help Desk and have also been tracking customer feedback.



PROGRAM DESCRIPTION

Department Information Technology Services Division

HB Section(s): 5.025 & 5.030

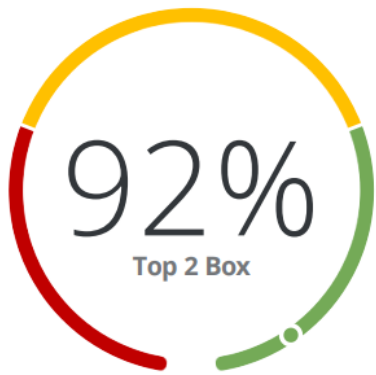
Program Name Client Engagement Services

Program is found in the following core budget(s): Information Technology Services Division

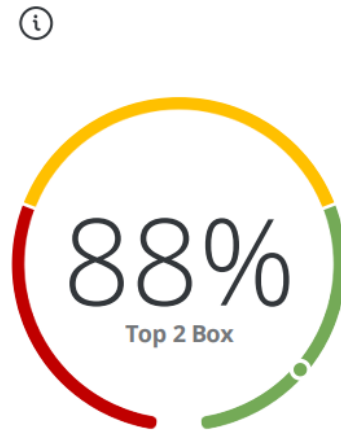
Customer Ease Score & Confidence Core Metrics

Post-Service Experience

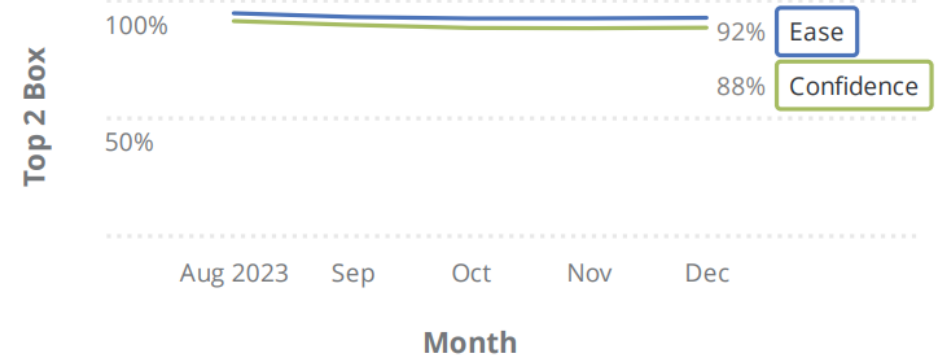
Core Metric: Ease ⓘ



Core Metric: Confidence ⓘ



Core Metric Trend ⓘ



PROGRAM DESCRIPTION

Department Information Technology Services Division

HB Section(s): 5.025 & 5.030

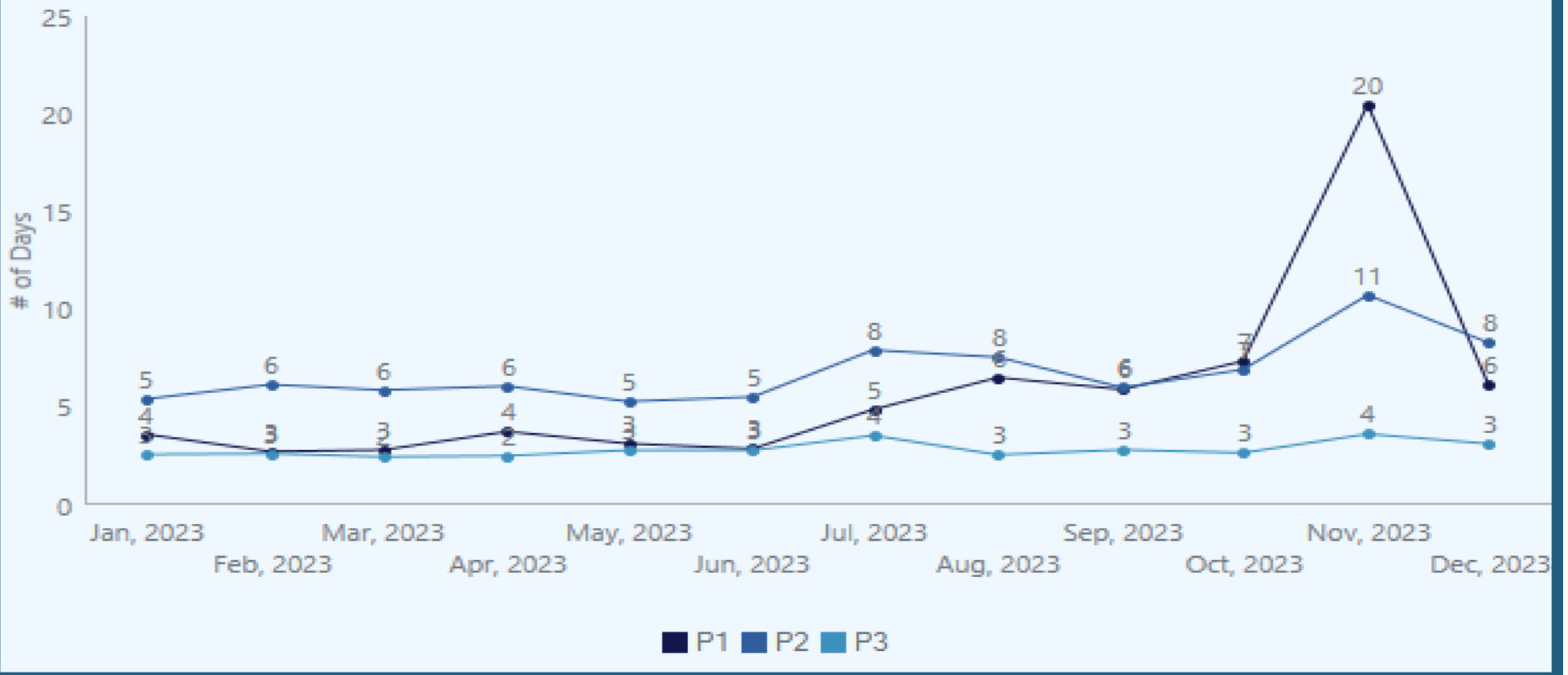
Program Name Client Engagement Services

Program is found in the following core budget(s): Information Technology Services Division

2d. Provide a measure(s) of the program's efficiency.

- Our goal is to close a help desk ticket for P1 and P2 is 3 days for CES.

Mean Time to Resolve by Priority



PROGRAM DESCRIPTION

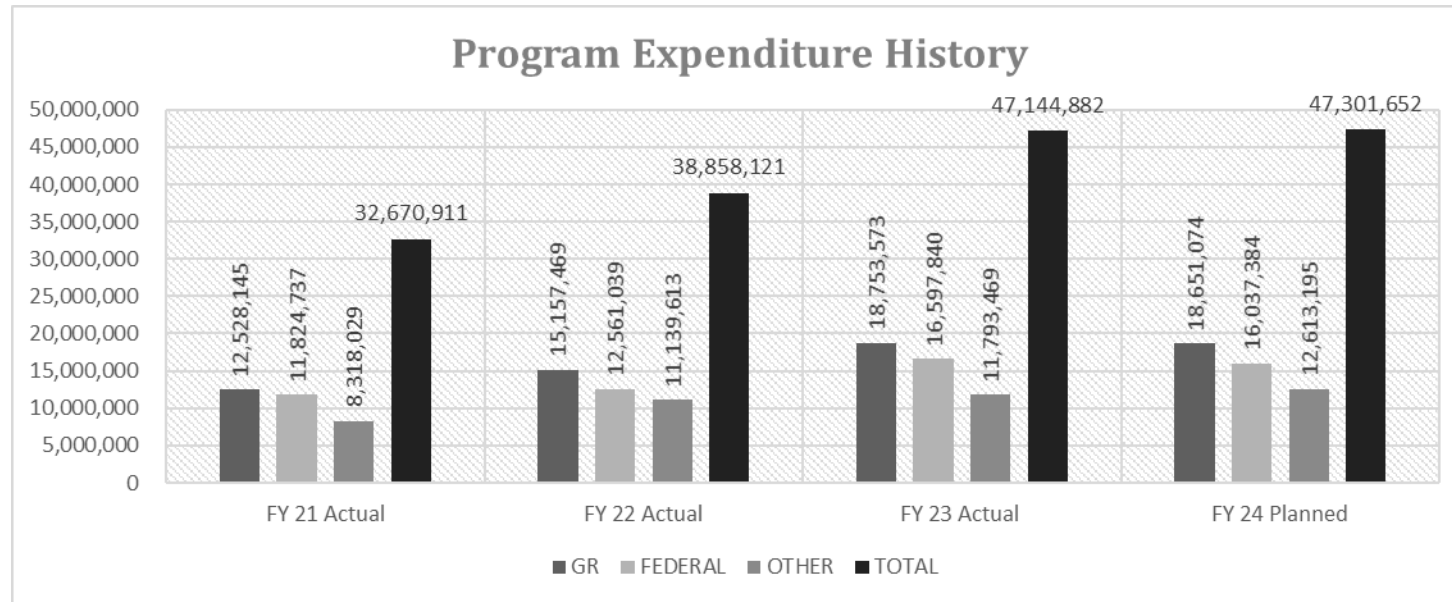
Department Information Technology Services Division

HB Section(s): 5.025 & 5.030

Program Name Client Engagement Services

Program is found in the following core budget(s): Information Technology Services Division

3. Provide actual expenditures for the prior three fiscal years and planned expenditures for the current fiscal year. (Note: Amounts do not include fringe benefit costs.)



4. What are the sources of the “Other” funds?

- Various Sources- ITSD supports 14 executive agencies as well as the Governor and Lt. Governor

5. What is the authorization for this program, i.e., federal or state statute, etc.? (Include the federal program number, if applicable.)

- 37.005.8, RSMo

6. Are there federal matching requirements? If yes, please explain.

- No

7. Is this a federally mandated program? If yes, please explain.

PROGRAM DESCRIPTION

Department Information Technology Services Division

HB Section(s): 5.025 & 5.030

Program Name Client Engagement Services

Program is found in the following core budget(s): Information Technology Services Division

- No

PROGRAM DESCRIPTION

Department Office of Administration

HB Section(s): 05.025 & 05.030

Program Name State Data Center, Network and Telecommunication

Program is found in the following core budget(s): Information Technology Services Division

1a. What strategic priority does this program address?

- Technology Solutions: Looking to the future, implement technology that will improve how we work and provide a better customer and team experience

1b. What does this program do?

- Provide network and telecommunications services to both consolidated & non-consolidated state agencies. Services include local phone service, long distance, data circuits, internet access, wireless services, managed network, video conferencing, WebEx meeting services, and other communications services. Other services include Call Center, Digital Signage, enterprise digital fax service, and the WebEx app for team collaboration.
- Provide compute and storage infrastructure services to both consolidated & non-consolidated state agencies. Services include mainframe, midrange, and open system servers (Windows and Linux servers), database services, storage services, application platforms for web and general applications, backup & recovery services for application process, electronic content and document services, data protection services, Data Center infrastructure services and other application support platforms. Additionally, maintenance and upgrades on the compute and storage infrastructure is provided. A Network Operations Center (NOC) serves as 24x7 operations and problem reporting center that monitors the availability of network and infrastructure services as well as a reporting center for after hour issues experienced by customers.

PROGRAM DESCRIPTION

Department Office of Administration

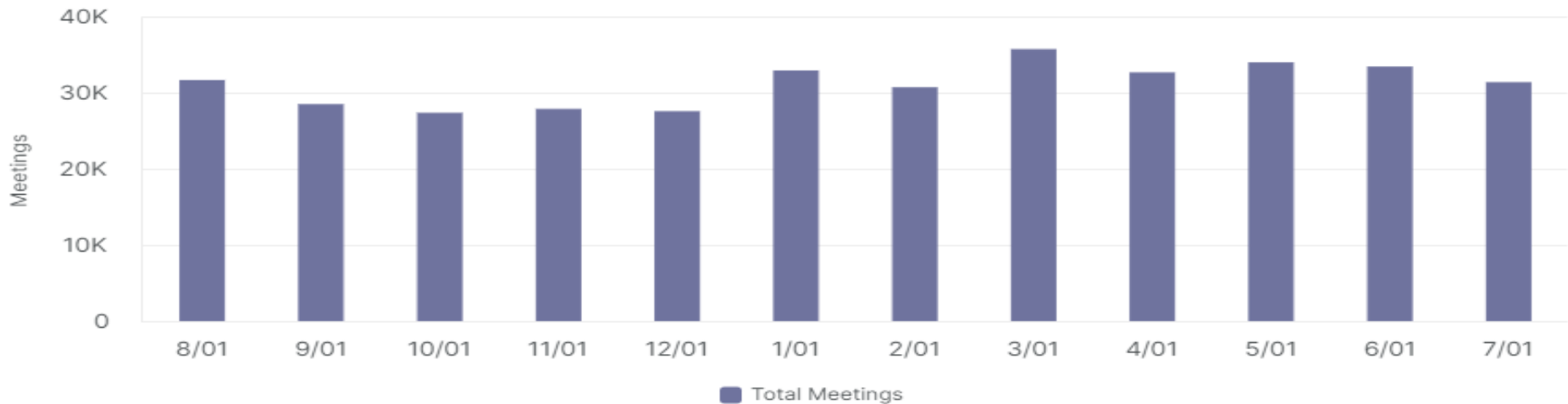
HB Section(s): 05.025 & 05.030

Program Name State Data Center, Network and Telecommunication

Program is found in the following core budget(s): Information Technology Services Division

2a. Provide an activity measure(s) for the program.

- WebEx allows agencies to hold meetings without the necessity for travel. This reduces travel time and allows the employee to be more productive. The state averages over 50,000 WebEx meetings a month. WebEx can be utilized with any phone, PC or tablet.



PROGRAM DESCRIPTION

Department Office of Administration

HB Section(s): 05.025 & 05.030

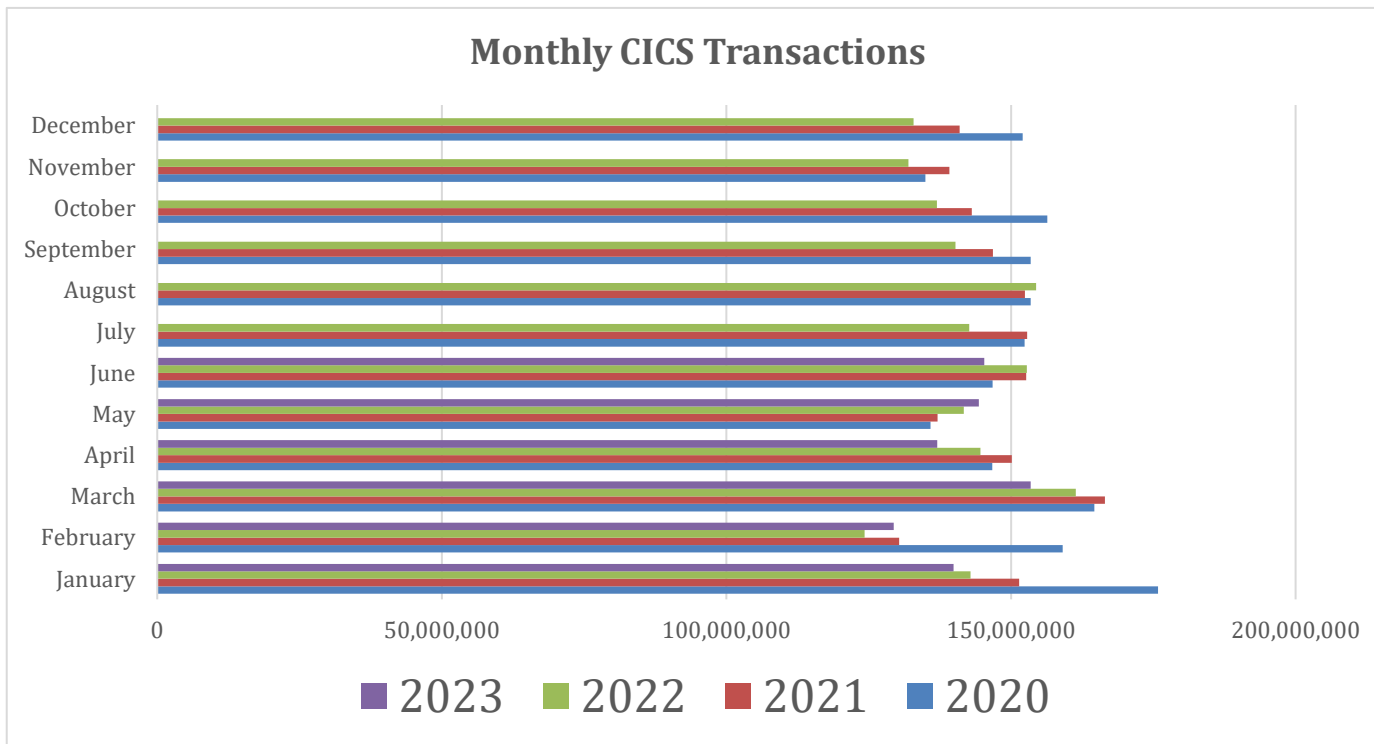
Program Name State Data Center, Network and Telecommunication

Program is found in the following core budget(s): Information Technology Services Division

CICS (Customer Information Control System) is one of the major sub-systems running on the Enterprise Server (Mainframe). It is an application server that processes transactions to provide services for running mixed-language programs and manages a large volume of submitted requests to run the same applications, using the same files and programs.

CICS manages the sharing of resources, the integrity of data and prioritization of execution, with fast response times as well as providing high availability and scalability at a low cost per transaction. CICS authorizes users, allocates resources, and passes on database requests by the application to the appropriate database manager.

The chart below shows the number of monthly CICS transactions executed indicating the level of reliance of this service to deliver critical services (for some agencies).



PROGRAM DESCRIPTION

Department Office of Administration

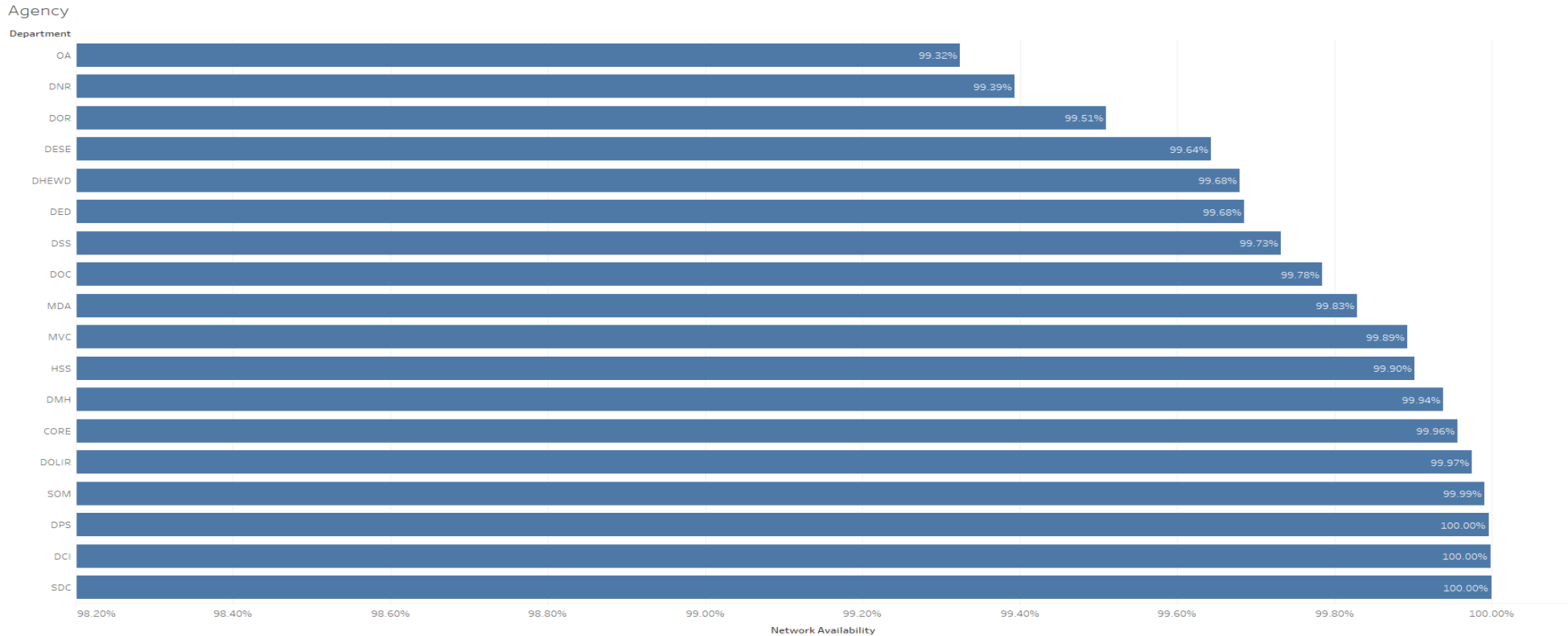
HB Section(s): 05.025 & 05.030

Program Name State Data Center, Network and Telecommunication

Program is found in the following core budget(s): Information Technology Services Division

2b. Provide a measure(s) of the program’s quality.

- Network availability is critical to the enterprise operations of all consolidated and non-consolidated agencies. The network consists of all agency locations throughout the state. Uptime is measured by data transfer continuity. This is monitored primarily by the Orion Network Monitoring system. The goal for network uptime is 99.9% (this allows for equipment replacement and upgrades). We are currently at 99.72% for timeframe 1/1/2022 – 7/3/2022. The data includes telco provider and power outages.



PROGRAM DESCRIPTION

Department Office of Administration

HB Section(s): 05.025 & 05.030

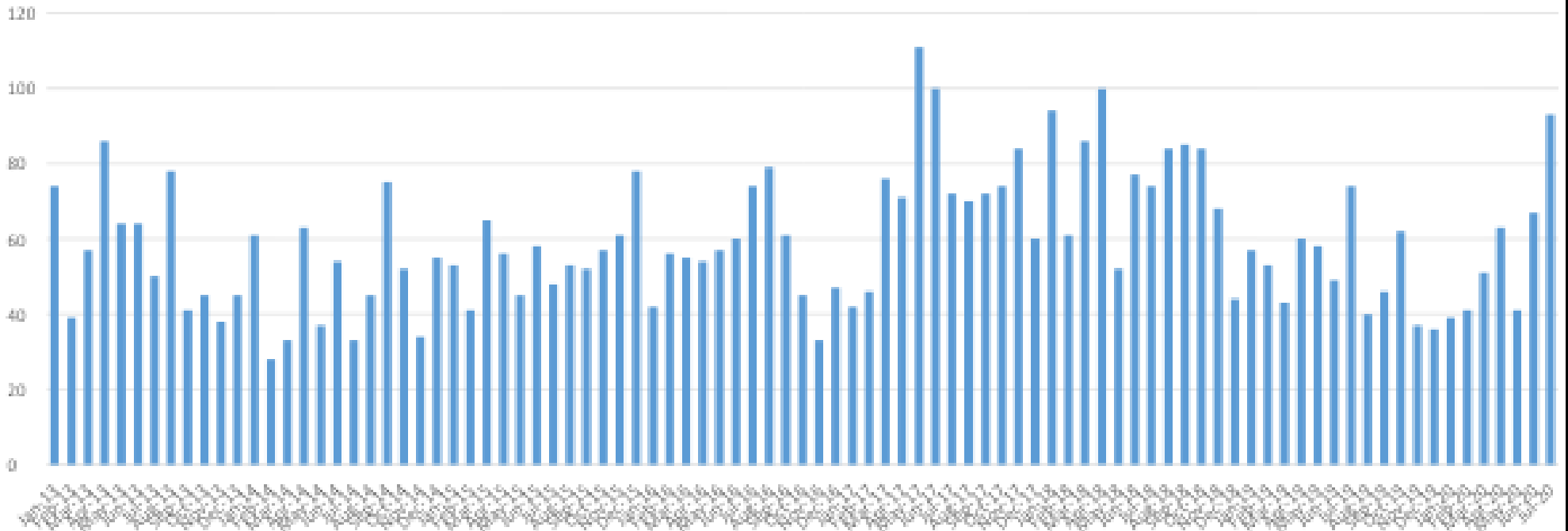
Program Name State Data Center, Network and Telecommunication

Program is found in the following core budget(s): Information Technology Services Division

2c. Provide a measure(s) of the program's impact

The Network Operation Center (NOC) has been created to provide an effective enterprise incident management and communication process. The NOC is the hub for all IT internal and external communications for all IT incidents, status updates and incident reporting. The purpose of the NOC is to provide a central location (command and control) for all IT staff to communicate and coordinate production incidents. The NOC will receive an alert, assess impact, assign classification, alert appropriate personnel, establish communication channels, document, and provide incident reports and status updates.

NOC Issues Processed



PROGRAM DESCRIPTION

Department Office of Administration

HB Section(s): 05.025 & 05.030

Program Name State Data Center, Network and Telecommunication

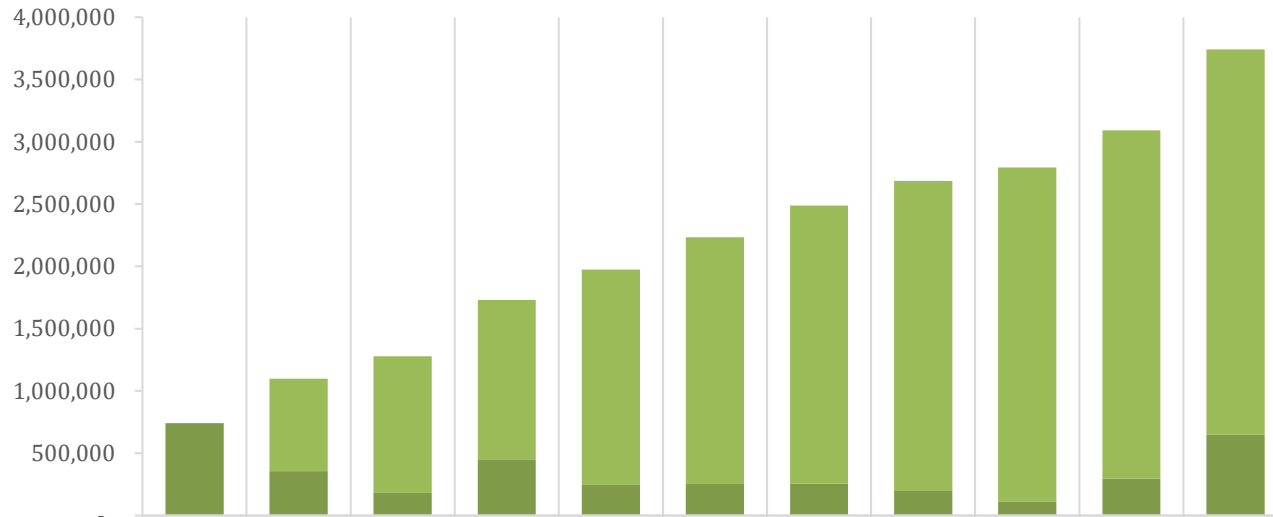
Program is found in the following core budget(s): Information Technology Services Division

2d. Provide a measure(s) of the program’s efficiency.

- Analog phone lines are being phased out throughout the country. Large phone companies are installing fiber circuits to allow more traffic and greater control in routing those calls. Support costs for the analog lines are therefore increasing each year. ITSD/Networking-Telecom has been working with agencies to convert these lines to digital circuits for several years. Phone lines are being converted to UC (VoIP) and fax lines are being converted to the state’s enterprise eFax server Biscom. These conversions have lowered costs for the circuits, reduced long distance costs and made faxing more secure. The goal is to convert a minimum of 1,200 lines per year. The average cost of an analog line is \$28.85/month. The cost of a UC phone line is \$11.26/month. The graph below shows new annual savings as a piece of the total annual savings through 2019. There are approximately 7,536 lines left to convert for a total future savings of \$1,590,698/annually.

ANALOG TO UC SAVINGS

■ New Annual Savings ■ Total Annual Savings



■ Total Annual Savings	-	741,661	1,097,2	1,277,3	1,729,0	1,974,2	2,233,7	2,488,7	2,685,6	2,794,3	3,091,4
■ New Annual Savings	741,661	355,548	180,105	451,731	245,206	259,538	254,934	196,938	108,678	297,125	649,696

PROGRAM DESCRIPTION

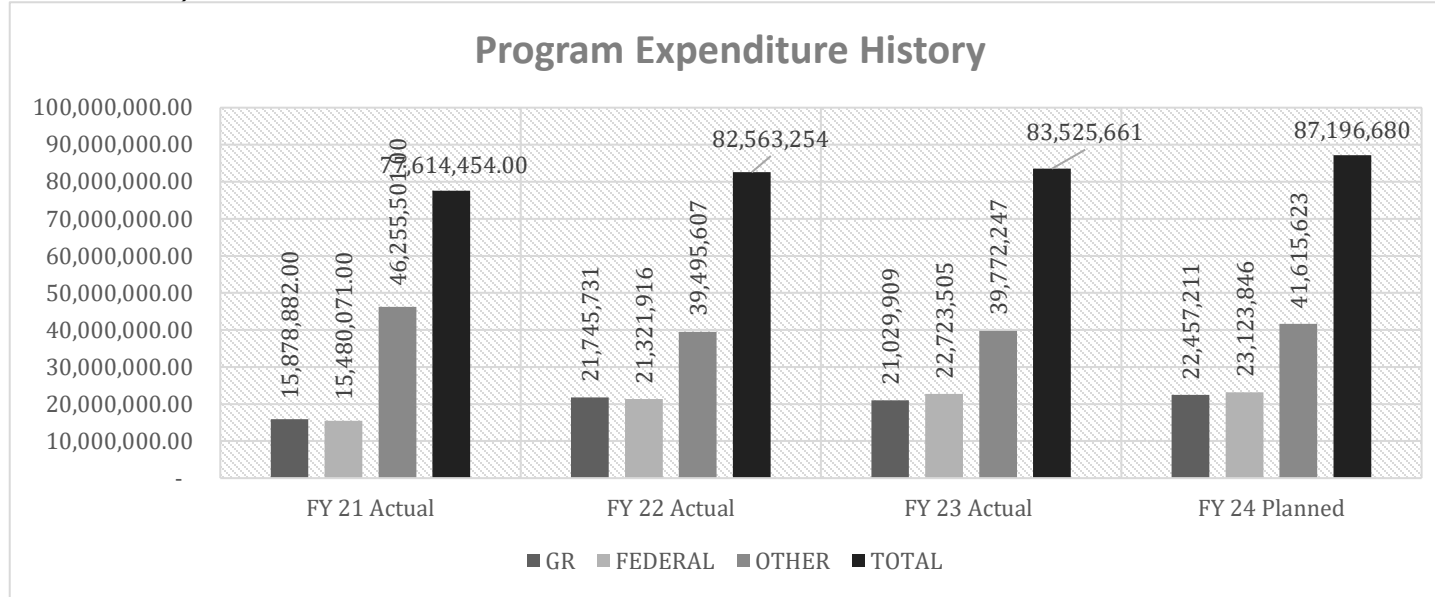
Department Office of Administration

HB Section(s): 05.025 & 05.030

Program Name State Data Center, Network and Telecommunication

Program is found in the following core budget(s): Information Technology Services Division

3. Provide actual expenditures for the prior three fiscal years and planned expenditures for the current fiscal year. (Note: Amounts do not include fringe benefit costs.)



4. What are the sources of the “Other” funds?

Various Sources- ITSD supports 14 executive agencies as well as the Governor and Lt. Governor

5. What is the authorization for this program, i.e., federal or state statute, etc.? (Include the federal program number, if applicable.)

37.005.8 RSMo & 37.110 RSMo

6. Are there federal matching requirements? If yes, please explain.

No

7. Is this a federally mandated program? If yes, please explain.

No

CORE DECISION ITEM

Department: Office of Administration	Budget Unit <u>30620C</u>
Division: Information Technology Services Division (ITSD)	
Core: Telecommunications/Network	HB Section <u>05.035</u>

1. CORE FINANCIAL SUMMARY

	FY 2025 Budget Request					FY 2025 Governor's Recommendation			
	GR	Federal	Other	Total		GR	Federal	Other	Total
PS	0	0	0	0	PS	0	0	0	0
EE	0	0	44,695,696	44,695,696	EE	0	0	44,695,696	44,695,696
PSD	0	0	5,001	5,001	PSD	0	0	5,001	5,001
TRF	0	0	0	0	TRF	0	0	0	0
Total	0	0	44,700,697	44,700,697	Total	0	0	44,700,697	44,700,697
FTE	0.00	0.00	0.00	0.00	FTE	0.00	0.00	0.00	0.00

Est. Fringe	0	0	0	0
--------------------	---	---	---	---

Note: Fringes budgeted in House Bill 5 except for certain fringes budgeted directly to MoDOT, Highway Patrol, and Conservation.

Est. Fringe	0	0	0	0
--------------------	---	---	---	---

Note: Fringes budgeted in House Bill 5 except for certain fringes budgeted directly to MoDOT, Highway Patrol, and Conservation.

Other Funds: Missouri Revolving Info Tech Fund - Fund 0980

Other Funds:

2. CORE DESCRIPTION

The Telecommunications core request enables ITSD to provide communications services to all consolidated state agencies and some non-consolidated agencies. Services include local phone service, long distance, data circuits, internet access, wireless services, managed network, video conferencing, WebEx meeting services and other communications services.

3. PROGRAM LISTING (list programs included in this core funding)

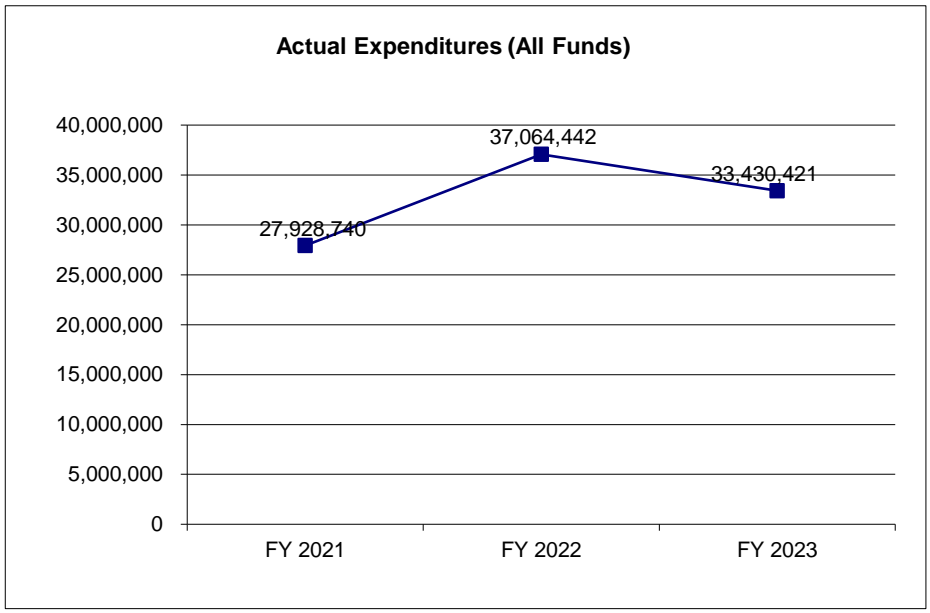
- Telecommunications
- Network
- Unified Communications

CORE DECISION ITEM

Department: Office of Administration	Budget Unit <u>30620C</u>
Division: Information Technology Services Division (ITSD)	
Core: Telecommunications/Network	HB Section <u>05.035</u>

4. FINANCIAL HISTORY

	FY 2021 Actual	FY 2022 Actual	FY 2023 Actual	FY 2024 Current Yr.
Appropriation (All Funds)	44,700,697	44,700,697	44,700,697	44,700,697
Less Reverted (All Funds)	0	0	0	0
Less Restricted (All Funds)*	0	0	0	0
Budget Authority (All Funds)	44,700,697	44,700,697	44,700,697	44,700,697
Actual Expenditures (All Funds)	<u>27,928,740</u>	<u>37,064,442</u>	<u>33,430,421</u>	N/A
Unexpended (All Funds)	<u>16,771,957</u>	<u>7,636,255</u>	<u>11,270,276</u>	N/A
Unexpended, by Fund:				
General Revenue	0	0	0	N/A
Federal	0	0	0	N/A
Other	16,771,859	7,636,255	11,270,276	N/A



*Current Year restricted amount is as of _____.

Reverted includes the statutory three percent reserve amount (when applicable).
 Restricted includes any Governor's expenditure restrictions which remained at the end of the fiscal year (when applicable).

NOTES:

CORE RECONCILIATION DETAIL

STATE
TELECOM REVOLVING FUND

5. CORE RECONCILIATION DETAIL

	Budget Class	FTE	GR	Federal	Other	Total	Explanation
TAFP AFTER VETOES							
	EE	0.00	0	0	44,695,696	44,695,696	
	PD	0.00	0	0	5,001	5,001	
	Total	0.00	0	0	44,700,697	44,700,697	
DEPARTMENT CORE REQUEST							
	EE	0.00	0	0	44,695,696	44,695,696	
	PD	0.00	0	0	5,001	5,001	
	Total	0.00	0	0	44,700,697	44,700,697	
GOVERNOR'S RECOMMENDED CORE							
	EE	0.00	0	0	44,695,696	44,695,696	
	PD	0.00	0	0	5,001	5,001	
	Total	0.00	0	0	44,700,697	44,700,697	

DECISION ITEM SUMMARY

Budget Unit								
Decision Item	FY 2023	FY 2023	FY 2024	FY 2024	FY 2025	FY 2025	FY 2025	FY 2025
Budget Object Summary	ACTUAL	ACTUAL	BUDGET	BUDGET	DEPT REQ	DEPT REQ	GOV REC	GOV REC
Fund	DOLLAR	FTE	DOLLAR	FTE	DOLLAR	FTE	DOLLAR	FTE
TELECOM REVOLVING FUND								
CORE								
EXPENSE & EQUIPMENT								
MO REVOLVING INFO TECH TRUST	33,430,421	0.00	44,695,696	0.00	44,695,696	0.00	44,695,696	0.00
TOTAL - EE	33,430,421	0.00	44,695,696	0.00	44,695,696	0.00	44,695,696	0.00
PROGRAM-SPECIFIC								
MO REVOLVING INFO TECH TRUST	0	0.00	5,001	0.00	5,001	0.00	5,001	0.00
TOTAL - PD	0	0.00	5,001	0.00	5,001	0.00	5,001	0.00
TOTAL	33,430,421	0.00	44,700,697	0.00	44,700,697	0.00	44,700,697	0.00
GRAND TOTAL	\$33,430,421	0.00	\$44,700,697	0.00	\$44,700,697	0.00	\$44,700,697	0.00

DECISION ITEM DETAIL

Budget Unit	FY 2023	FY 2023	FY 2024	FY 2024	FY 2025	FY 2025	FY 2025	FY 2025
Decision Item	ACTUAL	ACTUAL	BUDGET	BUDGET	DEPT REQ	DEPT REQ	GOV REC	GOV REC
Budget Object Class	DOLLAR	FTE	DOLLAR	FTE	DOLLAR	FTE	DOLLAR	FTE
TELECOM REVOLVING FUND								
CORE								
TRAVEL, IN-STATE	10,079	0.00	1	0.00	1	0.00	1	0.00
TRAVEL, OUT-OF-STATE	6,083	0.00	1	0.00	1	0.00	1	0.00
FUEL & UTILITIES	0	0.00	100	0.00	100	0.00	100	0.00
SUPPLIES	191,145	0.00	25,000	0.00	25,000	0.00	25,000	0.00
PROFESSIONAL DEVELOPMENT	0	0.00	1	0.00	1	0.00	1	0.00
COMMUNICATION SERV & SUPP	276,966	0.00	99,999	0.00	99,999	0.00	99,999	0.00
PROFESSIONAL SERVICES	601,313	0.00	1,000	0.00	1,000	0.00	1,000	0.00
HOUSEKEEPING & JANITORIAL SERV	0	0.00	100	0.00	100	0.00	100	0.00
M&R SERVICES	3,657,395	0.00	58,755	0.00	58,755	0.00	58,755	0.00
COMPUTER EQUIPMENT	5,211,902	0.00	135,917	0.00	135,917	0.00	135,917	0.00
MOTORIZED EQUIPMENT	0	0.00	5,000	0.00	5,000	0.00	5,000	0.00
OFFICE EQUIPMENT	21	0.00	10,000	0.00	10,000	0.00	10,000	0.00
OTHER EQUIPMENT	24,849	0.00	50,000	0.00	50,000	0.00	50,000	0.00
PROPERTY & IMPROVEMENTS	0	0.00	5,000	0.00	5,000	0.00	5,000	0.00
REBILLABLE EXPENSES	23,450,668	0.00	44,304,822	0.00	44,304,822	0.00	44,304,822	0.00
TOTAL - EE	33,430,421	0.00	44,695,696	0.00	44,695,696	0.00	44,695,696	0.00
DEBT SERVICE	0	0.00	1	0.00	1	0.00	1	0.00
REFUNDS	0	0.00	5,000	0.00	5,000	0.00	5,000	0.00
TOTAL - PD	0	0.00	5,001	0.00	5,001	0.00	5,001	0.00
GRAND TOTAL	\$33,430,421	0.00	\$44,700,697	0.00	\$44,700,697	0.00	\$44,700,697	0.00
GENERAL REVENUE	\$0	0.00	\$0	0.00	\$0	0.00	\$0	0.00
FEDERAL FUNDS	\$0	0.00	\$0	0.00	\$0	0.00	\$0	0.00
OTHER FUNDS	\$33,430,421	0.00	\$44,700,697	0.00	\$44,700,697	0.00	\$44,700,697	0.00

CORE DECISION ITEM

Department: Office of Administration	Budget Unit <u>30635C</u>
Division: Information Technology Services Division (ITSD)	
Core: eProcurement and State Technology Fund	HB Section <u>05.040</u>

1. CORE FINANCIAL SUMMARY

	FY 2025 Budget Request					FY 2025 Governor's Recommendation			
	GR	Federal	Other	Total		GR	Federal	Other	Total
PS	0	0	0	0	PS	0	0	0	0
EE	0	0	5,000,000	5,000,000	EE	0	0	5,000,000	5,000,000
PSD	0	0	0	0	PSD	0	0	0	0
TRF	0	0	13,200,000	13,200,000	TRF	0	0	13,200,000	13,200,000
Total	0	0	18,200,000	18,200,000	Total	0	0	18,200,000	18,200,000
FTE	0.00	0.00	0.00	0.00	FTE	0.00	0.00	0.00	0.00
Est. Fringe	0	0	0	0	Est. Fringe	0	0	0	0
<i>Note: Fringes budgeted in House Bill 5 except for certain fringes budgeted directly to MoDOT, Highway Patrol, and Conservation.</i>					<i>Note: Fringes budgeted in House Bill 5 except for certain fringes budgeted directly to MoDOT, Highway Patrol, and Conservation.</i>				

Other Funds: Missouri Revolving Info Tech Fund - Fund 0980
 Eprocurement & State Tech Fund - 0495

Other Funds:

2. CORE DESCRIPTION

Under Chapter 34, RSMo, OA is responsible for the procurement of supplies, equipment, and services for state departments. OA is currently implementing a statewide eProcurement system. New statewide contracts now include language that requires a one percent administrative fee on all transactions under those contracts. Contractors are required to report transaction totals for the given quarter and submit a check/electronic payment to the State of Missouri. This practice is consistent with the other states which have implemented e-procurement systems. The revenue generated by the one percent fee is to be deposited into its own fund to improve transparency and tracking. The revenue collected into this fund will be used for licensing, maintenance, support and activities related to the eProcurement system.

3. PROGRAM LISTING (list programs included in this core funding)

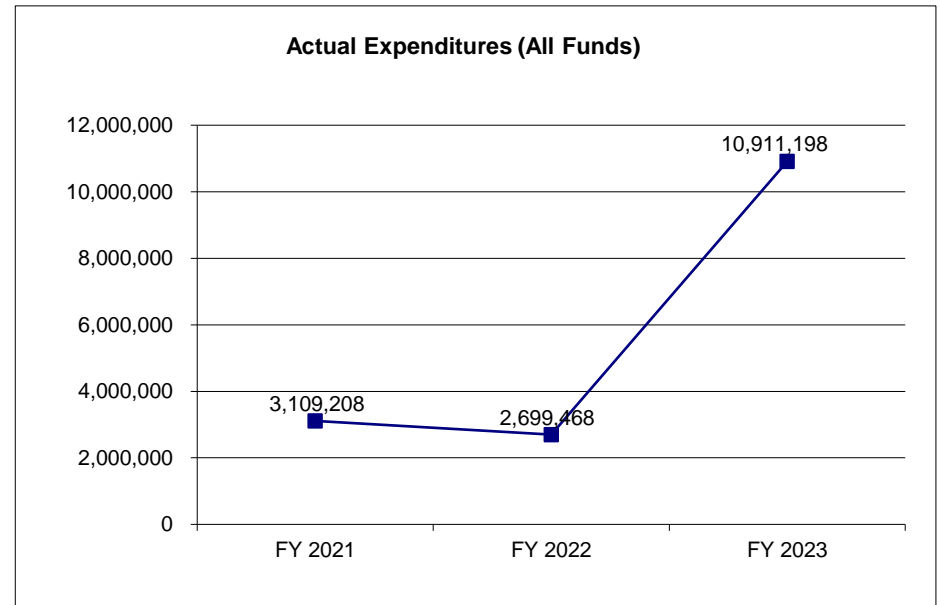
eProcurement

CORE DECISION ITEM

Department: Office of Administration	Budget Unit <u>30635C</u>
Division: Information Technology Services Division (ITSD)	
Core: eProcurement and State Technology Fund	HB Section <u>05.040</u>

4. FINANCIAL HISTORY

	FY 2021 Actual	FY 2022 Actual	FY 2023 Actual	FY 2024 Current Yr.
Appropriation (All Funds)	7,000,000	10,000,000	14,200,000	18,200,000
Less Reverted (All Funds)	0	0	0	0
Less Restricted (All Funds)*	0	0	0	0
Budget Authority (All Funds)	7,000,000	10,000,000	14,200,000	18,200,000
Actual Expenditures (All Funds)	3,109,208	2,699,468	10,911,198	N/A
Unexpended (All Funds)	3,890,792	7,300,532	3,288,802	N/A
Unexpended, by Fund:				
General Revenue	0	0	0	N/A
Federal	0	0	0	N/A
Other	3,890,792	7,300,532	3,288,802	N/A



*Current Year restricted amount is as of _____.

Reverted includes the statutory three percent reserve amount (when applicable).

Restricted includes any Governor's expenditure restrictions which remained at the end of the fiscal year (when applicable).

NOTES:

CORE RECONCILIATION DETAIL

STATE
E PROCUREMENT

5. CORE RECONCILIATION DETAIL

	Budget Class	FTE	GR	Federal	Other	Total	Explanation
TAFP AFTER VETOES							
	EE	0.00	0	0	5,000,000	5,000,000	
	TRF	0.00	0	0	13,200,000	13,200,000	
	Total	0.00	0	0	18,200,000	18,200,000	
DEPARTMENT CORE REQUEST							
	EE	0.00	0	0	5,000,000	5,000,000	
	TRF	0.00	0	0	13,200,000	13,200,000	
	Total	0.00	0	0	18,200,000	18,200,000	
GOVERNOR'S RECOMMENDED CORE							
	EE	0.00	0	0	5,000,000	5,000,000	
	TRF	0.00	0	0	13,200,000	13,200,000	
	Total	0.00	0	0	18,200,000	18,200,000	

DECISION ITEM SUMMARY

Budget Unit								
Decision Item	FY 2023	FY 2023	FY 2024	FY 2024	FY 2025	FY 2025	FY 2025	FY 2025
Budget Object Summary	ACTUAL	ACTUAL	BUDGET	BUDGET	DEPT REQ	DEPT REQ	GOV REC	GOV REC
Fund	DOLLAR	FTE	DOLLAR	FTE	DOLLAR	FTE	DOLLAR	FTE
E PROCUREMENT								
CORE								
EXPENSE & EQUIPMENT								
EPROCUREMENT & STATE TECH FUND	3,347,724	0.00	5,000,000	0.00	5,000,000	0.00	5,000,000	0.00
TOTAL - EE	3,347,724	0.00	5,000,000	0.00	5,000,000	0.00	5,000,000	0.00
FUND TRANSFERS								
MO REVOLVING INFO TECH TRUST	7,563,474	0.00	13,200,000	0.00	13,200,000	0.00	13,200,000	0.00
TOTAL - TRF	7,563,474	0.00	13,200,000	0.00	13,200,000	0.00	13,200,000	0.00
TOTAL	10,911,198	0.00	18,200,000	0.00	18,200,000	0.00	18,200,000	0.00
GRAND TOTAL	\$10,911,198	0.00	\$18,200,000	0.00	\$18,200,000	0.00	\$18,200,000	0.00

DECISION ITEM DETAIL

Budget Unit	FY 2023	FY 2023	FY 2024	FY 2024	FY 2025	FY 2025	FY 2025	FY 2025
Decision Item	ACTUAL	ACTUAL	BUDGET	BUDGET	DEPT REQ	DEPT REQ	GOV REC	GOV REC
Budget Object Class	DOLLAR	FTE	DOLLAR	FTE	DOLLAR	FTE	DOLLAR	FTE
E PROCUREMENT								
CORE								
PROFESSIONAL SERVICES	2,382,594	0.00	300,000	0.00	300,000	0.00	300,000	0.00
M&R SERVICES	965,130	0.00	2,800,000	0.00	2,800,000	0.00	2,800,000	0.00
COMPUTER EQUIPMENT	0	0.00	1,900,000	0.00	1,900,000	0.00	1,900,000	0.00
TOTAL - EE	3,347,724	0.00	5,000,000	0.00	5,000,000	0.00	5,000,000	0.00
TRANSFERS OUT	7,563,474	0.00	13,200,000	0.00	13,200,000	0.00	13,200,000	0.00
TOTAL - TRF	7,563,474	0.00	13,200,000	0.00	13,200,000	0.00	13,200,000	0.00
GRAND TOTAL	\$10,911,198	0.00	\$18,200,000	0.00	\$18,200,000	0.00	\$18,200,000	0.00
GENERAL REVENUE	\$0	0.00	\$0	0.00	\$0	0.00	\$0	0.00
FEDERAL FUNDS	\$0	0.00	\$0	0.00	\$0	0.00	\$0	0.00
OTHER FUNDS	\$10,911,198	0.00	\$18,200,000	0.00	\$18,200,000	0.00	\$18,200,000	0.00

CORE DECISION ITEM

Department: Office of Administration	Budget Unit <u>30640C</u>
Division: Information Technology Services Division (ITSD)	
Core: SAMII Replacement Core	HB Section <u>05.45</u>

1. CORE FINANCIAL SUMMARY

	FY 2025 Budget Request					FY 2025 Governor's Recommendation			
	GR	Federal	Other	Total		GR	Federal	Other	Total
PS	0	0	0	0	PS	0	0	0	0
EE	34,029,640	0	8,200,000	42,229,640	EE	34,029,640	0	8,200,000	42,229,640
PSD	0	0	0	0	PSD	0	0	0	0
TRF	0	0	0	0	TRF	0	0	0	0
Total	34,029,640	0	8,200,000	42,229,640	Total	34,029,640	0	8,200,000	42,229,640
FTE	0.00	0.00	0.00	0.00	FTE	0.00	0.00	0.00	0.00

Est. Fringe	0	0	0	0
--------------------	---	---	---	---

Note: Fringes budgeted in House Bill 5 except for certain fringes budgeted directly to MoDOT, Highway Patrol, and Conservation.

Est. Fringe	0	0	0	0
--------------------	---	---	---	---

Note: Fringes budgeted in House Bill 5 except for certain fringes budgeted directly to MoDOT, Highway Patrol, and Conservation.

Other Funds: Missouri Revolving Info Tech Fund - Fund 0495

Other Funds:

2. CORE DESCRIPTION

This funding is necessary to replace SAM II, the State's legacy Enterprise Resource Planning (ERP) system that was implemented in 2000.

The system is critical and supportive to all segments of State government. All payments from the State Treasury touch SAMII. Critical components with statewide impact include: Employee payroll processing, vendor payment processing, statewide budgeting, budget and cash controls, annual tax reporting (W2s and 1099s) capital asset tracking, data warehouse capabilities, and federal grant tracking. SAM II is written in COBOL, the staff with knowledge to support the system are dwindling both at the State and at the Contractor. Few changes are possible with the exception of required annual patches to produce year-end tax forms. Maintenance payments are increasing annually while the support is continuing to decline from the Contractor as their knowledgeable retire. The risk of key State staff retiring continues to increase. It is possible that the legacy system will not be able to be certified with each new version of Microsoft and IBM infrastructure that is required for the State's security controls. SAM II is a critical enterprise-wide system for bonds, vendors, payroll and payment controls.

3. PROGRAM LISTING (list programs included in this core funding)

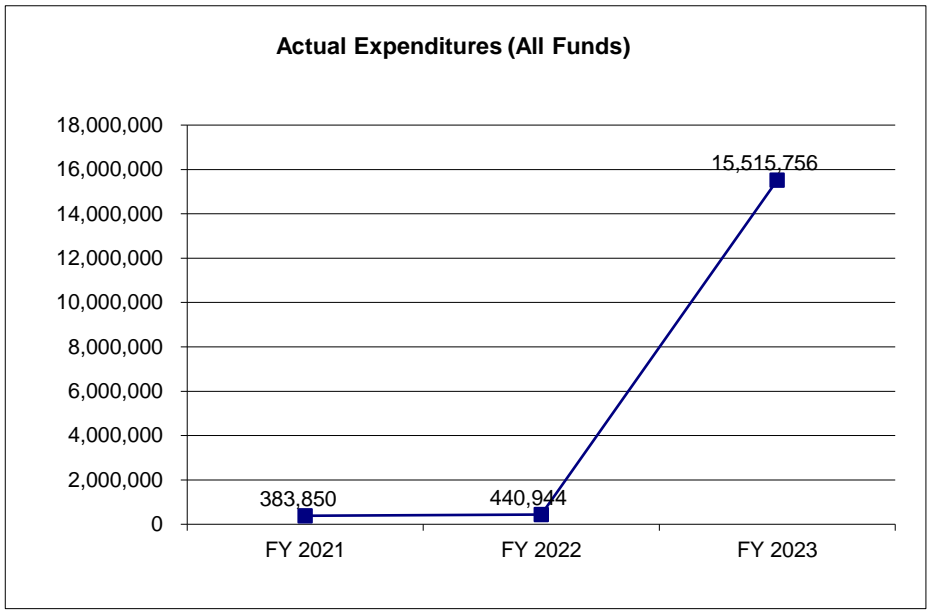
Statewide

CORE DECISION ITEM

Department: Office of Administration	Budget Unit <u>30640C</u>
Division: Information Technology Services Division (ITSD)	
Core: SAMII Replacement Core	HB Section <u>05.45</u>

4. FINANCIAL HISTORY

	FY 2021 Actual	FY 2022 Actual	FY 2023 Actual	FY 2024 Current Yr.
Appropriation (All Funds)	11,500,000	11,500,000	26,000,000	42,229,640
Less Reverted (All Funds)	(120,000)	0	(654,000)	(1,020,889)
Less Restricted (All Funds)*	(3,400,000)	0	0	0
Budget Authority (All Funds)	7,980,000	11,500,000	25,346,000	41,208,751
Actual Expenditures (All Funds)	383,850	440,944	15,515,756	N/A
Unexpended (All Funds)	7,596,150	11,059,056	9,830,244	N/A
Unexpended, by Fund:				
General Revenue	96,150	4,000,000	5,630,244	N/A
Federal	1,500,000	1,500,000	0	N/A
Other	6,000,000	5,559,056	4,200,000	N/A



*Current Year restricted amount is as of _____.

Reverted includes the statutory three percent reserve amount (when applicable).
 Restricted includes any Governor's expenditure restrictions which remained at the end of the fiscal year (when applicable).

NOTES:

CORE RECONCILIATION DETAIL

STATE
SAM II REPLACEMENT

5. CORE RECONCILIATION DETAIL

	Budget Class	FTE	GR	Federal	Other	Total	Explanation
TAFP AFTER VETOES							
	EE	0.00	34,029,640	0	8,200,000	42,229,640	
	Total	0.00	34,029,640	0	8,200,000	42,229,640	
DEPARTMENT CORE REQUEST							
	EE	0.00	34,029,640	0	8,200,000	42,229,640	
	Total	0.00	34,029,640	0	8,200,000	42,229,640	
GOVERNOR'S RECOMMENDED CORE							
	EE	0.00	34,029,640	0	8,200,000	42,229,640	
	Total	0.00	34,029,640	0	8,200,000	42,229,640	

DECISION ITEM SUMMARY

Budget Unit								
Decision Item	FY 2023	FY 2023	FY 2024	FY 2024	FY 2025	FY 2025	FY 2025	FY 2025
Budget Object Summary	ACTUAL	ACTUAL	BUDGET	BUDGET	DEPT REQ	DEPT REQ	GOV REC	GOV REC
Fund	DOLLAR	FTE	DOLLAR	FTE	DOLLAR	FTE	DOLLAR	FTE
SAM II REPLACEMENT								
CORE								
EXPENSE & EQUIPMENT								
GENERAL REVENUE	15,515,756	0.00	34,029,640	0.00	34,029,640	0.00	34,029,640	0.00
EPROCUREMENT & STATE TECH FUND	0	0.00	8,200,000	0.00	8,200,000	0.00	8,200,000	0.00
TOTAL - EE	15,515,756	0.00	42,229,640	0.00	42,229,640	0.00	42,229,640	0.00
TOTAL	15,515,756	0.00	42,229,640	0.00	42,229,640	0.00	42,229,640	0.00
GRAND TOTAL	\$15,515,756	0.00	\$42,229,640	0.00	\$42,229,640	0.00	\$42,229,640	0.00

DECISION ITEM DETAIL

Budget Unit	FY 2023	FY 2023	FY 2024	FY 2024	FY 2025	FY 2025	FY 2025	FY 2025
Decision Item	ACTUAL	ACTUAL	BUDGET	BUDGET	DEPT REQ	DEPT REQ	GOV REC	GOV REC
Budget Object Class	DOLLAR	FTE	DOLLAR	FTE	DOLLAR	FTE	DOLLAR	FTE
SAM II REPLACEMENT								
CORE								
PROFESSIONAL SERVICES	0	0.00	40,229,640	0.00	40,229,640	0.00	40,229,640	0.00
M&R SERVICES	4,992	0.00	0	0.00	0	0.00	0	0.00
COMPUTER EQUIPMENT	15,510,764	0.00	2,000,000	0.00	2,000,000	0.00	2,000,000	0.00
TOTAL - EE	15,515,756	0.00	42,229,640	0.00	42,229,640	0.00	42,229,640	0.00
GRAND TOTAL	\$15,515,756	0.00	\$42,229,640	0.00	\$42,229,640	0.00	\$42,229,640	0.00
GENERAL REVENUE	\$15,515,756	0.00	\$34,029,640	0.00	\$34,029,640	0.00	\$34,029,640	0.00
FEDERAL FUNDS	\$0	0.00	\$0	0.00	\$0	0.00	\$0	0.00
OTHER FUNDS	\$0	0.00	\$8,200,000	0.00	\$8,200,000	0.00	\$8,200,000	0.00

CORE DECISION ITEM

Department: Office of Administration	Budget Unit <u>30645C</u>
Division: Information Technology Services Division (ITSD)	
Core: Enterprise Resource Planning (ERP) Cost Allocation Transfer	HB Section <u>5.050</u>

1. CORE FINANCIAL SUMMARY

	FY 2025 Budget Request			
	GR	Federal	Other	Total
PS	0	0	0	0
EE	0	0	0	0
PSD	0	0	0	0
TRF	0	0	6,000,000	6,000,000
Total	0	0	6,000,000	6,000,000
FTE	0.00	0.00	0.00	0.00

	FY 2025 Governor's Recommendation			
	GR	Federal	Other	Total
PS	0	0	0	0
EE	0	0	0	0
PSD	0	0	0	0
TRF	0	0	6,000,000	6,000,000
Total	0	0	6,000,000	6,000,000
FTE	0.00	0.00	0.00	0.00

Est. Fringe	0	0	0	0
--------------------	---	---	---	---

Note: Fringes budgeted in House Bill 5 except for certain fringes budgeted directly to MoDOT, Highway Patrol, and Conservation.

Est. Fringe	0	0	0	0
--------------------	---	---	---	---

Note: Fringes budgeted in House Bill 5 except for certain fringes budgeted directly to MoDOT, Highway Patrol, and Conservation.

Other Funds: Various

Other Funds:

2. CORE DESCRIPTION

This appropriated transfer section includes Non-count Other authority to allow costs to be allocated to Other funds in support of the new Enterprise Resource Planning (ERP) system. This will allow Other funds to pay their proportionate share of costs in order to reimburse General Revenue.

3. PROGRAM LISTING (list programs included in this core funding)

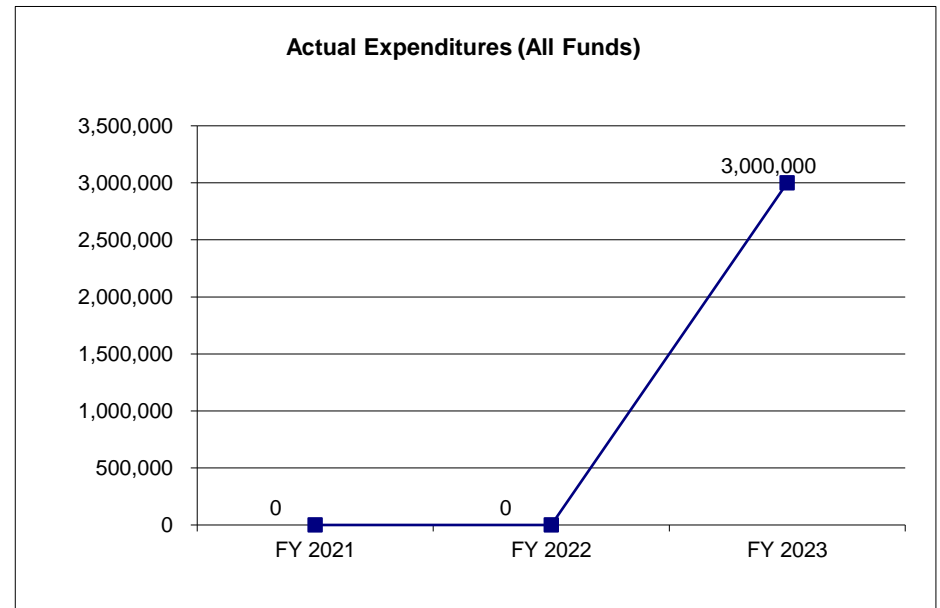
N/A

CORE DECISION ITEM

Department: Office of Administration	Budget Unit <u>30645C</u>
Division: Information Technology Services Division (ITSD)	
Core: Enterprise Resource Planning (ERP) Cost Allocation Transfer	HB Section <u>5.050</u>

4. FINANCIAL HISTORY

	FY 2021 Actual	FY 2022 Actual	FY 2023 Actual	FY 2024 Current Yr.
Appropriation (All Funds)	0	6,000,000	6,000,000	6,000,000
Less Reverted (All Funds)	0	(23,746)	(24,374)	0
Less Restricted (All Funds)	0	0	0	0
Budget Authority (All Funds)	0	5,976,254	5,975,626	6,000,000
Actual Expenditures (All Funds)	0	0	3,000,000	N/A
Unexpended (All Funds)	0	5,976,254	2,975,626	N/A
Unexpended, by Fund:				
General Revenue	0	0	0	0
Federal	0	0	0	0
Other	0	5,976,254	2,975,626	N/A



Reverted includes the statutory three percent reserve amount (when applicable).

Restricted includes any Governor's expenditure restrictions which remained at the end of the fiscal year (when applicable).

NOTES:

CORE RECONCILIATION DETAIL

STATE
ERP COST ALLOCATION TRANSFER

5. CORE RECONCILIATION DETAIL

	Budget Class	FTE	GR	Federal	Other	Total	Explanation
TAFP AFTER VETOES							
	TRF	0.00	0	0	6,000,000	6,000,000	
	Total	0.00	0	0	6,000,000	6,000,000	
DEPARTMENT CORE REQUEST							
	TRF	0.00	0	0	6,000,000	6,000,000	
	Total	0.00	0	0	6,000,000	6,000,000	
GOVERNOR'S RECOMMENDED CORE							
	TRF	0.00	0	0	6,000,000	6,000,000	
	Total	0.00	0	0	6,000,000	6,000,000	

DECISION ITEM SUMMARY

Budget Unit									
Decision Item	FY 2023	FY 2023	FY 2024	FY 2024	FY 2025	FY 2025	FY 2025	FY 2025	FY 2025
Budget Object Summary	ACTUAL	ACTUAL	BUDGET	BUDGET	DEPT REQ	DEPT REQ	GOV REC	GOV REC	GOV REC
Fund	DOLLAR	FTE	DOLLAR	FTE	DOLLAR	FTE	DOLLAR	FTE	DOLLAR
ERP COST ALLOCATION TRANSFER									
CORE									
FUND TRANSFERS									
PHARMACY REBATES	795,298	0.00	1,748,801	0.00	1,748,801	0.00	1,807,274	0.00	0.00
THIRD PARTY LIABILITY COLLECT	52,384	0.00	108,008	0.00	108,008	0.00	104,068	0.00	0.00
STATE TREASURER'S GEN OPERATIO	8,909	0.00	30,372	0.00	30,372	0.00	20,154	0.00	0.00
CHILD SUPPORT ENFORCEMENT FUND	34,134	0.00	50,284	0.00	50,284	0.00	36,869	0.00	0.00
MO HUMANITIES COUNCIL TRUST	0	0.00	0	0.00	0	0.00	115	0.00	0.00
MOTORCYCLE SAFETY TRUST	597	0.00	1,301	0.00	1,301	0.00	1,334	0.00	0.00
HEARING INSTRUMENT SPECIALIST	73	0.00	531	0.00	531	0.00	141	0.00	0.00
MO HOUSING TRUST	14,135	0.00	22,828	0.00	22,828	0.00	24,299	0.00	0.00
STATE COMMITTEE OF INTERPRETER	159	0.00	316	0.00	316	0.00	329	0.00	0.00
ELEVATOR SAFETY	2,236	0.00	4,344	0.00	4,344	0.00	4,667	0.00	0.00
MEDICAL PRECEPTOR FUND	0	0.00	0	0.00	0	0.00	78	0.00	0.00
RESIDENTIAL MORTGAGE LICENSING	6,645	0.00	9,341	0.00	9,341	0.00	7,341	0.00	0.00
MO ARTS COUNCIL TRUST	0	0.00	86	0.00	86	0.00	407	0.00	0.00
BRD OF GEOLOGIST REGISTRATION	260	0.00	89	0.00	89	0.00	578	0.00	0.00
COMM FOR DEAF-CERT OF INTERPRE	109	0.00	463	0.00	463	0.00	475	0.00	0.00
SEC OF ST TECHNOLOGY TRUST	9,533	0.00	19,284	0.00	19,284	0.00	20,154	0.00	0.00
MO AIR EMISSION REDUCTION	3,963	0.00	14,291	0.00	14,291	0.00	14,022	0.00	0.00
MO NAT'L GUARD TRAINING SITE	468	0.00	1,371	0.00	1,371	0.00	1,379	0.00	0.00
STATEWIDE COURT AUTOMATION	12,390	0.00	29,880	0.00	29,880	0.00	34,925	0.00	0.00
NURSING FAC QUALITY OF CARE	5,085	0.00	17,959	0.00	17,959	0.00	22,254	0.00	0.00
HEALTH INITIATIVES	150,638	0.00	293,007	0.00	293,007	0.00	288,395	0.00	0.00
MO EMPOWERMENT SCHOLARSHIP	0	0.00	0	0.00	0	0.00	123	0.00	0.00
PEACE OFFICER STAN & TRAIN COM	1,812	0.00	3,568	0.00	3,568	0.00	3,665	0.00	0.00
INDEPENDENT LIVING CENTER	596	0.00	1,297	0.00	1,297	0.00	1,335	0.00	0.00
GAMING COMMISSION FUND	137,908	0.00	270,970	0.00	270,970	0.00	285,424	0.00	0.00
MENTAL HEALTH EARNINGS FUND	16,452	0.00	31,470	0.00	31,470	0.00	33,229	0.00	0.00
BINGO PROCEEDS FOR EDUCATION	3,076	0.00	9,110	0.00	9,110	0.00	9,620	0.00	0.00
GRADE CROSSING SAFETY ACCOUNT	4,876	0.00	8,718	0.00	8,718	0.00	9,014	0.00	0.00
ANIMAL HEALTH LABORATORY FEES	2,747	0.00	4,941	0.00	4,941	0.00	5,115	0.00	0.00
MAMMOGRAPHY	295	0.00	576	0.00	576	0.00	573	0.00	0.00
ANIMAL CARE RESERVE	1,863	0.00	4,037	0.00	4,037	0.00	4,103	0.00	0.00
HIGHWAY PATROL INSPECTION	3,397	0.00	6,087	0.00	6,087	0.00	6,233	0.00	0.00
MO PUBLIC HEALTH SERVICES	22,276	0.00	47,159	0.00	47,159	0.00	45,455	0.00	0.00

1/19/24 12:30

im_disummary

DECISION ITEM SUMMARY

Budget Unit									
Decision Item	FY 2023	FY 2023	FY 2024	FY 2024	FY 2025	FY 2025	FY 2025	FY 2025	FY 2025
Budget Object Summary	ACTUAL	ACTUAL	BUDGET	BUDGET	DEPT REQ	DEPT REQ	GOV REC	GOV REC	GOV REC
Fund	DOLLAR	FTE	DOLLAR	FTE	DOLLAR	FTE	DOLLAR	FTE	DOLLAR
ERP COST ALLOCATION TRANSFER									
CORE									
FUND TRANSFERS									
LIVESTOCK BRANDS	88	0.00	118	0.00	118	0.00	197	0.00	0.00
VETERANS' COMMISSION CI TRUST	380	0.00	804	0.00	804	0.00	4,448	0.00	0.00
MISSOURI STATE WATER PATROL	16,519	0.00	23,972	0.00	23,972	0.00	25,193	0.00	0.00
COMMODITY COUNCIL MERCHANISING	318	0.00	622	0.00	622	0.00	642	0.00	0.00
FEDERAL SURPLUS PROPERTY	345	0.00	1,285	0.00	1,285	0.00	866	0.00	0.00
SP ANIMAL FAC LOAN PROGRAM	539	0.00	400	0.00	400	0.00	668	0.00	0.00
STATE FAIR FEE	4,796	0.00	33,637	0.00	33,637	0.00	33,563	0.00	0.00
STATE PARKS EARNINGS	46,593	0.00	84,575	0.00	84,575	0.00	92,596	0.00	0.00
SR SVCS GRTH AND DEV PGM FUND	0	0.00	0	0.00	0	0.00	191	0.00	0.00
NATURAL RESOURCES REVOLVING SE	178	0.00	574	0.00	574	0.00	433	0.00	0.00
AGRI LAND SURVEY REVOLVING SER	605	0.00	1,261	0.00	1,261	0.00	1,299	0.00	0.00
HISTORIC PRESERVATION REVOLV	0	0.00	0	0.00	0	0.00	299	0.00	0.00
HABILITATION CENTER ROOM & BRD	10,052	0.00	18,513	0.00	18,513	0.00	18,483	0.00	0.00
MO VETERANS HOMES	54,059	0.00	88,729	0.00	88,729	0.00	96,020	0.00	0.00
INDUSTRIAL HEMP FUND	586	0.00	772	0.00	772	0.00	0	0.00	0.00
FASTTRACK WORKFORCE INCENTIVE	78	0.00	150	0.00	150	0.00	1,323	0.00	0.00
DUAL CREDIT SCHOLARSHIP FUND	0	0.00	0	0.00	0	0.00	558	0.00	0.00
OIL AND GAS RESOURCES FUND	157	0.00	324	0.00	324	0.00	424	0.00	0.00
DIV ALCOHOL & TOBACCO CTRL	15,525	0.00	28,470	0.00	28,470	0.00	29,125	0.00	0.00
STATUTORY REVISION	178	0.00	383	0.00	383	0.00	355	0.00	0.00
DIVISION OF CREDIT UNIONS	5,855	0.00	11,333	0.00	11,333	0.00	13,114	0.00	0.00
DIV SAVINGS & LOAN SUPERVISION	156	0.00	278	0.00	278	0.00	342	0.00	0.00
DIVISION OF FINANCE	38,281	0.00	74,237	0.00	74,237	0.00	85,000	0.00	0.00
INSURANCE EXAMINERS FUND	14,352	0.00	26,933	0.00	26,933	0.00	32,042	0.00	0.00
NATURAL RESOURCES PROTECTION	8,829	0.00	9,340	0.00	9,340	0.00	1,264	0.00	0.00
DEAF RELAY SER & EQ DIST PRGM	2,221	0.00	4,045	0.00	4,045	0.00	9,301	0.00	0.00
MO RE APPRS AND APPRMGMT COMPS	2,308	0.00	4,188	0.00	4,188	0.00	1,823	0.00	0.00
ENDOWED CARE CEMETERY AUDIT	282	0.00	609	0.00	609	0.00	565	0.00	0.00
PROF & PRACT NURSING LOANS	3,736	0.00	439	0.00	439	0.00	7,485	0.00	0.00
INSURANCE DEDICATED FUND	73,122	0.00	132,413	0.00	132,413	0.00	150,731	0.00	0.00
NRP-WATER POLLUTION PERMIT FEE	16,261	0.00	35,369	0.00	35,369	0.00	31,964	0.00	0.00
SOLID WASTE MGMT-SCRAP TIRE	6,871	0.00	20,222	0.00	20,222	0.00	18,502	0.00	0.00
SOLID WASTE MANAGEMENT	43,186	0.00	79,430	0.00	79,430	0.00	81,146	0.00	0.00

1/19/24 12:30

im_disummary

DECISION ITEM SUMMARY

Budget Unit									
Decision Item	FY 2023	FY 2023	FY 2024	FY 2024	FY 2025	FY 2025	FY 2025	FY 2025	FY 2025
Budget Object Summary	ACTUAL	ACTUAL	BUDGET	BUDGET	DEPT REQ	DEPT REQ	GOV REC	GOV REC	GOV REC
Fund	DOLLAR	FTE	DOLLAR	FTE	DOLLAR	FTE	DOLLAR	FTE	DOLLAR
ERP COST ALLOCATION TRANSFER									
CORE									
FUND TRANSFERS									
LICENSED SOCIAL WORKERS	958	0.00	2,021	0.00	2,021	0.00	2,207	0.00	2,207
METALLIC MINERALS WASTE MGMT	319	0.00	555	0.00	555	0.00	593	0.00	593
LOCAL RECORDS PRESERVATION	4,436	0.00	7,096	0.00	7,096	0.00	7,546	0.00	7,546
SPINAL CORD INJURY	1,959	0.00	2,597	0.00	2,597	0.00	2,669	0.00	2,669
VETERANS' TRUST FUND	0	0.00	0	0.00	0	0.00	74	0.00	74
STATE COMMITTEE OF PSYCHOLOGST	165	0.00	4,136	0.00	4,136	0.00	370	0.00	370
MANUFACTURED HOUSING FUND	1,745	0.00	3,815	0.00	3,815	0.00	5,880	0.00	5,880
PORT AUTHORITY AIM ZONE FUND	0	0.00	3,669	0.00	3,669	0.00	1,339	0.00	1,339
NRP-AIR POLLUTION ASBESTOS FEE	1,998	0.00	3,744	0.00	3,744	0.00	4,063	0.00	4,063
PETROLEUM STORAGE TANK INS	36,738	0.00	74,521	0.00	74,521	0.00	76,439	0.00	76,439
UNDERGROUND STOR TANK REG PROG	643	0.00	443	0.00	443	0.00	371	0.00	371
CHEMICAL EMERGENCY PREPAREDNES	2,606	0.00	5,457	0.00	5,457	0.00	6,382	0.00	6,382
MOTOR VEHICLE COMMISSION	1,759	0.00	9,189	0.00	9,189	0.00	4,277	0.00	4,277
HEALTH SPA REGULATORY FUND	48	0.00	85	0.00	85	0.00	71	0.00	71
MISSOURI CASA	237	0.00	428	0.00	428	0.00	419	0.00	419
STATE FORENSIC LABORATORY	1,473	0.00	2,883	0.00	2,883	0.00	2,997	0.00	2,997
SERVICES TO VICTIMS	3,772	0.00	7,621	0.00	7,621	0.00	7,048	0.00	7,048
NRP-AIR POLLUTION PERMIT FEE	18,718	0.00	40,002	0.00	40,002	0.00	42,459	0.00	42,459
MO ONE START JOB DEVELOPMENT	57	0.00	0	0.00	0	0.00	0	0.00	0
PUBLIC SERVICE COMMISSION	62,342	0.00	118,727	0.00	118,727	0.00	134,160	0.00	134,160
DEPT OF REVENUE INFORMATION	2,190	0.00	3,849	0.00	3,849	0.00	3,385	0.00	3,385
TORT VICTIMS' COMPENSATION	35,150	0.00	2,819	0.00	2,819	0.00	7,239	0.00	7,239
HEALTHY FAMILIES TRUST	234,888	0.00	461,768	0.00	461,768	0.00	236,540	0.00	236,540
BOARD OF ACCOUNTANCY	2,153	0.00	3,973	0.00	3,973	0.00	4,366	0.00	4,366
BOARD OF PODIATRIC MEDICINE	0	0.00	384	0.00	384	0.00	0	0.00	0
BOARD OF CHIROPRACTIC EXAMINER	973	0.00	225	0.00	225	0.00	1,892	0.00	1,892
MERCHANDISE PRACTICES	33,875	0.00	9,135	0.00	9,135	0.00	59,030	0.00	59,030
BOARD OF EMBALM & FUN DIR	1,564	0.00	5,086	0.00	5,086	0.00	3,259	0.00	3,259
BOARD OF REG FOR HEALING ARTS	9,033	0.00	21,914	0.00	21,914	0.00	18,846	0.00	18,846
BOARD OF NURSING	17,037	0.00	12,664	0.00	12,664	0.00	50,583	0.00	50,583
OPTOMETRY FUND	621	0.00	87	0.00	87	0.00	1,268	0.00	1,268
BOARD OF PHARMACY	7,002	0.00	16,425	0.00	16,425	0.00	20,473	0.00	20,473
MO REAL ESTATE COMMISSION	7,395	0.00	8,114	0.00	8,114	0.00	12,991	0.00	12,991

1/19/24 12:30

im_disummary

DECISION ITEM SUMMARY

Budget Unit								
Decision Item	FY 2023	FY 2023	FY 2024	FY 2024	FY 2025	FY 2025	FY 2025	FY 2025
Budget Object Summary	ACTUAL	ACTUAL	BUDGET	BUDGET	DEPT REQ	DEPT REQ	GOV REC	GOV REC
Fund	DOLLAR	FTE	DOLLAR	FTE	DOLLAR	FTE	DOLLAR	FTE
ERP COST ALLOCATION TRANSFER								
CORE								
FUND TRANSFERS								
VETERINARY MEDICAL BOARD	766	0.00	1,517	0.00	1,517	0.00	1,585	0.00
MILK INSPECTION FEES	3,818	0.00	6,995	0.00	6,995	0.00	6,389	0.00
DEPT HEALTH & SR SV DOCUMENT	151	0.00	218	0.00	218	0.00	272	0.00
GRAIN INSPECTION FEES	12,086	0.00	22,900	0.00	22,900	0.00	22,183	0.00
PETITION AUDIT REVOLVING TRUST	5,161	0.00	8,564	0.00	8,564	0.00	4,136	0.00
EXCELLENCE IN EDUCATION	2,752	0.00	11,354	0.00	11,354	0.00	16,807	0.00
WORKERS COMPENSATION	50,977	0.00	103,461	0.00	103,461	0.00	140,430	0.00
WORKERS COMP-SECOND INJURY	235,179	0.00	495,305	0.00	495,305	0.00	438,102	0.00
ENVIRONMENTAL RADIATION MONITR	351	0.00	1,214	0.00	1,214	0.00	908	0.00
RAILROAD EXPENSE	3,893	0.00	8,019	0.00	8,019	0.00	7,451	0.00
GROUNDWATER PROTECTION	2,874	0.00	6,838	0.00	6,838	0.00	7,276	0.00
PETROLEUM INSPECTION FUND	11,500	0.00	22,420	0.00	22,420	0.00	21,903	0.00
ANTITRUST REVOLVING	776	0.00	0	0.00	0	0.00	0	0.00
ENERGY SET-ASIDE PROGRAM	1,940	0.00	4,293	0.00	4,293	0.00	5,737	0.00
MISSOURI LAND SURVEY FUND	4,901	0.00	7,775	0.00	7,775	0.00	8,542	0.00
LEGAL DEFENSE AND DEFENDER	1,156	0.00	1,617	0.00	1,617	0.00	1,631	0.00
CRIMINAL RECORD SYSTEM	0	0.00	0	0.00	0	0.00	108	0.00
COMMITTEE OF PROF COUNSELORS	1,052	0.00	886	0.00	886	0.00	3,350	0.00
HIGHWAY PATROL ACADEMY	478	0.00	1,623	0.00	1,623	0.00	1,656	0.00
HAZARDOUS WASTE FUND	13,356	0.00	30,871	0.00	30,871	0.00	33,189	0.00
DENTAL BOARD FUND	2,832	0.00	622	0.00	622	0.00	5,621	0.00
BRD OF ARCH,ENG,LND SUR,LND AR	2,299	0.00	4,635	0.00	4,635	0.00	4,756	0.00
SAFE DRINKING WATER FUND	16,062	0.00	33,355	0.00	33,355	0.00	57,547	0.00
MO OFFICE OF PROSECUTION SERV	4,229	0.00	7,693	0.00	7,693	0.00	7,835	0.00
CRIME VICTIMS COMP FUND	11,245	0.00	23,713	0.00	23,713	0.00	23,963	0.00
AGRICULTURE BUSINESS DEVELOPMT	0	0.00	0	0.00	0	0.00	113	0.00
ATHLETIC FUND	305	0.00	2,607	0.00	2,607	0.00	2,949	0.00
CHILDREN'S TRUST	624	0.00	1,146	0.00	1,146	0.00	1,368	0.00
HP MTR VEHICLE/AIRCRAFT/WTRCRAFT	1,972	0.00	2,289	0.00	2,289	0.00	1,931	0.00
MOTOR VEHICLE ADMIN TECH	0	0.00	52,750	0.00	52,750	0.00	122,954	0.00
MERAMEC-ONONDAGA STATE PARKS	0	0.00	0	0.00	0	0.00	115	0.00
OPIOID TREATMENT AND RECOVERY	32,972	0.00	3,527	0.00	3,527	0.00	0	0.00
MO ELECTRICAL INDUSTRY LIC	325	0.00	222	0.00	222	0.00	212	0.00

1/19/24 12:30

im_disummary

DECISION ITEM SUMMARY

Budget Unit									
Decision Item	FY 2023	FY 2023	FY 2024	FY 2024	FY 2025	FY 2025	FY 2025	FY 2025	FY 2025
Budget Object Summary	ACTUAL	ACTUAL	BUDGET	BUDGET	DEPT REQ	DEPT REQ	GOV REC	GOV REC	GOV REC
Fund	DOLLAR	FTE	DOLLAR	FTE	DOLLAR	FTE	DOLLAR	FTE	DOLLAR
ERP COST ALLOCATION TRANSFER									
CORE									
FUND TRANSFERS									
PROP SCHOOL CERT FUND	866	0.00	1,794	0.00	1,794	0.00	2,016	0.00	0.00
BRAIN INJURY FUND	1,197	0.00	2,594	0.00	2,594	0.00	2,671	0.00	0.00
BOILER & PRESSURE VESSELS SAFE	2,400	0.00	4,274	0.00	4,274	0.00	4,234	0.00	0.00
BASIC CIVIL LEGAL SERVICES	11,131	0.00	22,276	0.00	22,276	0.00	23,548	0.00	0.00
HIGHWAY PATROL TRAFFIC RECORDS	550	0.00	1,140	0.00	1,140	0.00	1,253	0.00	0.00
LIFE SCIENCES RESEARCH TRUST	118,053	0.00	231,411	0.00	231,411	0.00	156,101	0.00	0.00
DNA PROFILING ANALYSIS	2,714	0.00	5,854	0.00	5,854	0.00	5,814	0.00	0.00
DEP OF REVENUE SPECIALTY PLATE	35	0.00	0	0.00	0	0.00	0	0.00	0.00
MISSOURI RX PLAN FUND	2,975	0.00	6,646	0.00	6,646	0.00	6,165	0.00	0.00
PUTATIVE FATHER REGISTRY	481	0.00	1,013	0.00	1,013	0.00	848	0.00	0.00
ASSISTIVE TECHNOLOGY TRUST	0	0.00	471	0.00	471	0.00	971	0.00	0.00
ECON DEVELOP ADVANCEMENT FUND	20,181	0.00	36,245	0.00	36,245	0.00	38,371	0.00	0.00
BRD OF COSMETOLOGY & BARBER EX	1,218	0.00	16,112	0.00	16,112	0.00	2,314	0.00	0.00
MISSOURI WINE AND GRAPE FUND	6,500	0.00	12,045	0.00	12,045	0.00	11,085	0.00	0.00
PART C EARLY INTERVENTION FUND	82	0.00	257	0.00	257	0.00	849	0.00	0.00
ACCESS MO FINANCIAL ASSISTANCE	111	0.00	252	0.00	252	0.00	2,155	0.00	0.00
GEOLOGIC RESOURCES FUND	616	0.00	1,233	0.00	1,233	0.00	1,313	0.00	0.00
BOARD OF PI&PI FIRE EXAMINERS	130	0.00	1,200	0.00	1,200	0.00	271	0.00	0.00
MO EXPLOSIVES SAFETY ACT ADMIN	580	0.00	1,487	0.00	1,487	0.00	1,567	0.00	0.00
FAMILY TRUST COMPANY FUND	51	0.00	0	0.00	0	0.00	70	0.00	0.00
MP WRP RENEWABLE WATER PROGRAM	88	0.00	502	0.00	502	0.00	6,075	0.00	0.00
MARITAL & FAMILY THERAPISTS	0	0.00	369	0.00	369	0.00	90	0.00	0.00
FIRE EDUCATION FUND	536	0.00	1,066	0.00	1,066	0.00	1,166	0.00	0.00
BOLL WEEVIL SUPPRESS & ERADICAT	0	0.00	105	0.00	105	0.00	0	0.00	0.00
CHILD LABOR ENFORCEMENT	37	0.00	190	0.00	190	0.00	129	0.00	0.00
INMATE INCAR REIMB ACT REVOLV	1,490	0.00	1,355	0.00	1,355	0.00	2,674	0.00	0.00
INVESTOR EDUC & PROTECTION	454	0.00	2,851	0.00	2,851	0.00	2,788	0.00	0.00
RESPIRATORY CARE PRACTITIONERS	239	0.00	660	0.00	660	0.00	487	0.00	0.00
CONCENT ANIMAL FEEDING	0	0.00	0	0.00	0	0.00	74	0.00	0.00
STATE TRANSPORT ASSIST REVOLV	125	0.00	152	0.00	152	0.00	615	0.00	0.00
CRIM JUSTICE NETWORK/TECH REVO	2,792	0.00	5,829	0.00	5,829	0.00	5,940	0.00	0.00
MO OFFICE-PROSECUTION SERVICES	82	0.00	438	0.00	438	0.00	373	0.00	0.00
MO BRD OCCUPATIONAL THERAPY	387	0.00	213	0.00	213	0.00	879	0.00	0.00

1/19/24 12:30

im_disummary

DECISION ITEM SUMMARY

Budget Unit									
Decision Item	FY 2023	FY 2023	FY 2024	FY 2024	FY 2025	FY 2025	FY 2025	FY 2025	FY 2025
Budget Object Summary	ACTUAL	ACTUAL	BUDGET	BUDGET	DEPT REQ	DEPT REQ	GOV REC	GOV REC	GOV REC
Fund	DOLLAR	FTE	DOLLAR	FTE	DOLLAR	FTE	DOLLAR	FTE	DOLLAR
ERP COST ALLOCATION TRANSFER									
CORE									
FUND TRANSFERS									
MO CORONERS TRAINING FUND	788	0.00	2,106	0.00	2,106	0.00	2,081	0.00	0.00
DOM RELATIONS RESOLUTION-JUD	703	0.00	1,352	0.00	1,352	0.00	1,436	0.00	0.00
CORR SUBSTANCE ABUSE EARNINGS	62	0.00	105	0.00	105	0.00	130	0.00	0.00
MO WINE MARKETING/RESEARCH DEV	68	0.00	192	0.00	192	0.00	179	0.00	0.00
DIETITIAN	48	0.00	338	0.00	338	0.00	99	0.00	0.00
EARLY CHILDHOOD DEV EDU/CARE	119,354	0.00	232,753	0.00	232,753	0.00	233,802	0.00	0.00
MODEX	1,409	0.00	3,206	0.00	3,206	0.00	3,422	0.00	0.00
PRETRIAL WITNESS PROTECTION	0	0.00	0	0.00	0	0.00	260	0.00	0.00
KIDS' CHANCE SCHOLARSHIP	0	0.00	0	0.00	0	0.00	139	0.00	0.00
ACUPUNCTURIST	0	0.00	0	0.00	0	0.00	72	0.00	0.00
TATTOO	838	0.00	884	0.00	884	0.00	734	0.00	0.00
MASSAGE THERAPY	1,775	0.00	528	0.00	528	0.00	3,566	0.00	0.00
PREMIUM	47,378	0.00	80,318	0.00	80,318	0.00	70,521	0.00	0.00
AGRIMISSOURI	165	0.00	736	0.00	736	0.00	752	0.00	0.00
CHILDHOOD LEAD TESTING	0	0.00	89	0.00	89	0.00	0	0.00	0.00
NATIONAL GUARD TRUST	49	0.00	96	0.00	96	0.00	608	0.00	0.00
AGRICULTURE DEVELOPMENT	257	0.00	667	0.00	667	0.00	1,169	0.00	0.00
MINED LAND RECLAMATION	2,071	0.00	4,275	0.00	4,275	0.00	4,503	0.00	0.00
INSTITUTION GIFT TRUST	0	0.00	946	0.00	946	0.00	385	0.00	0.00
MENTAL HEALTH TRUST	118	0.00	194	0.00	194	0.00	835	0.00	0.00
SEC OF ST-WOLFNER LIBRARY	0	0.00	0	0.00	0	0.00	90	0.00	0.00
ENERGY FUTURES FUND	525	0.00	805	0.00	805	0.00	2,037	0.00	0.00
CIG FIRE SAFE & FIREFIGHTER PR	46	0.00	0	0.00	0	0.00	484	0.00	0.00
SPECIAL EMPLOYMENT SECURITY	20,322	0.00	58,418	0.00	58,418	0.00	21,391	0.00	0.00
AVIATION TRUST FUND	8,235	0.00	42,641	0.00	42,641	0.00	52,361	0.00	0.00
UNEMPLOYMENT AUTOMATION	0	0.00	0	0.00	0	0.00	29,324	0.00	0.00
AGRICULTURE PROTECTION	41,668	0.00	80,030	0.00	80,030	0.00	80,590	0.00	0.00
MINE INSPECTION	212	0.00	421	0.00	421	0.00	333	0.00	0.00
LARGE CARNIVORE	0	0.00	0	0.00	0	0.00	70	0.00	0.00

1/19/24 12:30

im_disummary

DECISION ITEM SUMMARY

Budget Unit								
Decision Item	FY 2023	FY 2023	FY 2024	FY 2024	FY 2025	FY 2025	FY 2025	FY 2025
Budget Object Summary	ACTUAL	ACTUAL	BUDGET	BUDGET	DEPT REQ	DEPT REQ	GOV REC	GOV REC
Fund	DOLLAR	FTE	DOLLAR	FTE	DOLLAR	FTE	DOLLAR	FTE
ERP COST ALLOCATION TRANSFER								
CORE								
FUND TRANSFERS								
MEDICAID PROVIDER ENROLLMENT	1,152	0.00	3,091	0.00	3,091	0.00	2,357	0.00
TOTAL - TRF	3,000,000	0.00	6,000,000	0.00	6,000,000	0.00	6,000,000	0.00
TOTAL	3,000,000	0.00	6,000,000	0.00	6,000,000	0.00	6,000,000	0.00
GRAND TOTAL	\$3,000,000	0.00	\$6,000,000	0.00	\$6,000,000	0.00	\$6,000,000	0.00

DECISION ITEM DETAIL

Budget Unit	FY 2023	FY 2023	FY 2024	FY 2024	FY 2025	FY 2025	FY 2025	FY 2025
Decision Item	ACTUAL	ACTUAL	BUDGET	BUDGET	DEPT REQ	DEPT REQ	GOV REC	GOV REC
Budget Object Class	DOLLAR	FTE	DOLLAR	FTE	DOLLAR	FTE	DOLLAR	FTE
ERP COST ALLOCATION TRANSFER								
CORE								
TRANSFERS OUT	3,000,000	0.00	6,000,000	0.00	6,000,000	0.00	6,000,000	0.00
TOTAL - TRF	3,000,000	0.00	6,000,000	0.00	6,000,000	0.00	6,000,000	0.00
GRAND TOTAL	\$3,000,000	0.00	\$6,000,000	0.00	\$6,000,000	0.00	\$6,000,000	0.00
GENERAL REVENUE	\$0	0.00	\$0	0.00	\$0	0.00	\$0	0.00
FEDERAL FUNDS	\$0	0.00	\$0	0.00	\$0	0.00	\$0	0.00
OTHER FUNDS	\$3,000,000	0.00	\$6,000,000	0.00	\$6,000,000	0.00	\$6,000,000	0.00

CORE DECISION ITEM

Department Office of Administration	Budget Unit	30809
Division Personnel		
Core Operating	HB Section	5.055

1. CORE FINANCIAL SUMMARY

	FY 2025 Budget Request					FY 2025 Governor's Recommendation			
	GR	Federal	Other	Total		GR	Federal	Other	Total
PS	4,389,041	0	189,918	4,578,959	PS	4,389,041	0	189,918	4,578,959
EE	3,121,248	0	475,155	3,596,403	EE	3,121,248	0	475,155	3,596,403
PSD	0	0	0	0	PSD	0	0	0	0
TRF	0	0	0	0	TRF	0	0	0	0
Total	7,510,289	0	665,073	8,175,362	Total	7,510,289	0	665,073	8,175,362
FTE	65.72	0.00	3.00	68.72	FTE	70.72	0.00	3.00	73.72

Est. Fringe	2,622,844	0	115,839	2,738,684
--------------------	-----------	---	---------	-----------

Note: Fringes budgeted in House Bill 5 except for certain fringes budgeted directly to MoDOT, Highway Patrol, and Conservation.

Est. Fringe	2,697,939	0	115,839	2,813,779
--------------------	-----------	---	---------	-----------

Note: Fringes budgeted in House Bill 5 except for certain fringes budgeted directly to MoDOT, Highway Patrol, and Conservation.

Other Funds: OA Revolving Administrative Trust Fund (0505)
 Revolving Information Technology Trust Fund (0980)

MO
 Other Funds:

2. CORE DESCRIPTION

The Division of Personnel is transforming the State of Missouri’s talent management approach to better serve the citizens of Missouri. We are committed to recruiting, retaining and developing top talent across the State’s ~50,000 employee enterprise. The division oversees personnel policies that impact State of Missouri workforce including the Uniform Classification and Pay (UCP) System. In collaboration with Human Resources professionals from each of the 16 executive departments, the division develops and carries out initiatives designed to benefit state team members.

CORE DECISION ITEM

Department Office of Administration	Budget Unit	<u>30809</u>
Division Personnel		
Core Operating	HB Section	<u>5.055</u>

The Division of Personnel also:

- Ensures employees are assigned to appropriate job classes and develops and administers the statewide classifications and compensation plan for agencies covered by the UCP.
- Provides consistent talent management metrics for statewide decision making. This includes acquisition, retention and development data; pay, leave and reporting information on the UCP system pay plan; interprets policies on pay, leave and hours of work; provides workforce reports and assistance with the SAM II HR/Payroll System; and ensures personnel transactions are in compliance with state personnel law.
- Facilitates technological systems and programs for performance management and professional development; administers statewide recognition programs; and coordinates employee discount programs.
- Provides human resource support for the Office of Administration.
- Provides leadership and innovation for activities regarding Talent Acquisition of new team members. This includes technology to support hiring processes through our applicant tracking system, MoCareers. Initiatives also include direction around best-in-class recruiting approaches and new employee onboarding.

3. PROGRAM LISTING (list programs included in this core funding)

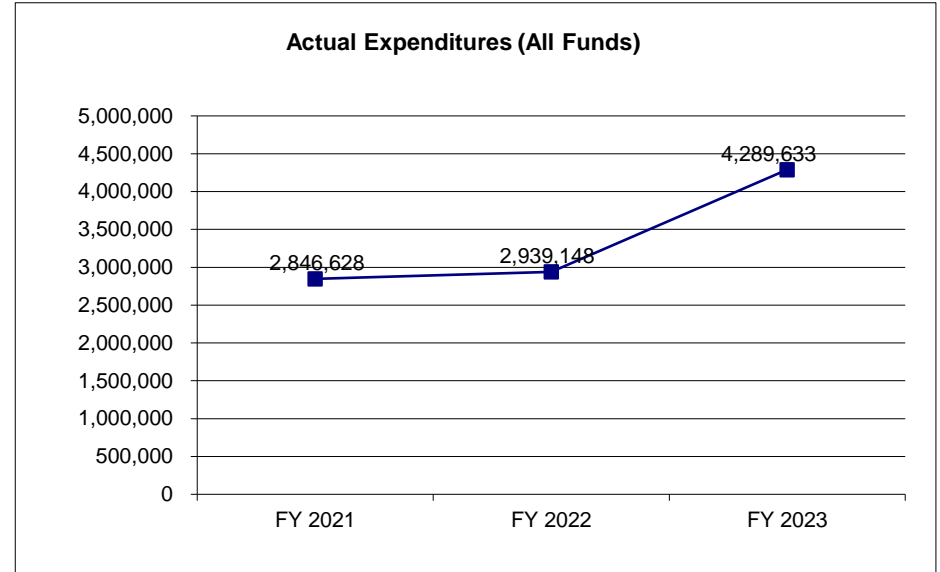
Operations (Administrative Services, Classification and Compensation, Employee Relations, and Transactions)
 Strategy & People Analytics
 Talent Acquisition
 Talent Development

CORE DECISION ITEM

Department Office of Administration	Budget Unit <u>30809</u>
Division Personnel	
Core Operating	HB Section <u>5.055</u>

4. FINANCIAL HISTORY

	FY 2021 Actual	FY 2022 Actual	FY 2023 Actual	FY 2024 Current Yr.
Appropriation (All Funds)	3,801,700	3,706,805	5,114,210	8,226,432
Less Reverted (All Funds)	(91,226)	(92,114)	(113,930)	(226,841)
Less Restricted (All Funds)*	0	0	0	0
Budget Authority (All Funds)	3,710,474	3,614,691	5,000,280	7,999,591
Actual Expenditures (All Funds)	2,846,628	2,939,148	4,289,633	N/A
Unexpended (All Funds)	863,846	675,543	710,647	N/A
Unexpended, by Fund:				
General Revenue	203,572	107,393	145,666	N/A
Federal	0	0	0	N/A
Other	660,274	568,150	564,981	N/A
	(1)	(2)	(3)	



*Current Year restricted amount is as of _____.

Reverted includes the statutory three percent reserve amount (when applicable).

Restricted includes any Governor's expenditure restrictions which remained at the end of the fiscal year (when applicable).

NOTES:

- (1) FY 2021 unexpended GR funds are due to vacancies. Unexpended Other Funds are due to inability to hold in-person conferences and events due to the pandemic, as well as vacancies.
- (2) FY 2022 unexpended GR funds are due to vacancies. Unexpended Other Funds are due to inability to hold in-person conferences and events due to the pandemic, as well as vacancies.
- (3) FY 2023 unexpended GR funds are due to vacancies. Unexpended Other Funds are due to decrease in number of in-person conferences and events.

CORE RECONCILIATION DETAIL

**STATE
PERSONNEL - OPERATING**

5. CORE RECONCILIATION DETAIL

		Budget Class	FTE	GR	Federal	Other	Total	Explanation
TAFP AFTER VETOES								
		PS	73.72	4,389,041	0	189,918	4,578,959	
		EE	0.00	3,172,318	0	475,155	3,647,473	
		Total	73.72	7,561,359	0	665,073	8,226,432	
DEPARTMENT CORE ADJUSTMENTS								
1x Expenditures	739 0189	EE	0.00	(51,070)	0	0	(51,070)	Reduction of 1X funding included in the Talent Transformation NDI.
Core Reduction	1938 0187	PS	(5.00)	0	0	0	0	0 Core reduction of FTE to offset FTE being added in the Missouri Employment First Act NDI.
		NET DEPARTMENT CHANGES	(5.00)	(51,070)	0	0	(51,070)	
DEPARTMENT CORE REQUEST								
		PS	68.72	4,389,041	0	189,918	4,578,959	
		EE	0.00	3,121,248	0	475,155	3,596,403	
		Total	68.72	7,510,289	0	665,073	8,175,362	
GOVERNOR'S ADDITIONAL CORE ADJUSTMENTS								
Core Reduction	1938 0187	PS	5.00	0	0	0	0	0 Core restoration of FTE that were reduced to offset the Missouri Employment First Act NDI.
		NET GOVERNOR CHANGES	5.00	0	0	0	0	
GOVERNOR'S RECOMMENDED CORE								
		PS	73.72	4,389,041	0	189,918	4,578,959	
		EE	0.00	3,121,248	0	475,155	3,596,403	
		Total	73.72	7,510,289	0	665,073	8,175,362	

DECISION ITEM SUMMARY

Budget Unit									
Decision Item	FY 2023	FY 2023	FY 2024	FY 2024	FY 2025	FY 2025	FY 2025	FY 2025	FY 2025
Budget Object Summary	ACTUAL	ACTUAL	BUDGET	BUDGET	DEPT REQ	DEPT REQ	GOV REC	GOV REC	GOV REC
Fund	DOLLAR	FTE	DOLLAR	FTE	DOLLAR	FTE	DOLLAR	FTE	DOLLAR
PERSONNEL - OPERATING									
CORE									
PERSONAL SERVICES									
GENERAL REVENUE	2,771,567	44.57	4,389,041	70.72	4,389,041	65.72	4,389,041	70.72	
OA REVOLVING ADMINISTRATIVE TR	36,846	0.60	150,894	2.00	150,894	2.00	150,894	2.00	
MO REVOLVING INFO TECH TRUST	0	0.00	39,024	1.00	39,024	1.00	39,024	1.00	
TOTAL - PS	2,808,413	45.17	4,578,959	73.72	4,578,959	68.72	4,578,959	73.72	
EXPENSE & EQUIPMENT									
GENERAL REVENUE	1,433,174	0.00	3,172,318	0.00	3,121,248	0.00	3,121,248	0.00	
OA REVOLVING ADMINISTRATIVE TR	48,046	0.00	471,555	0.00	471,555	0.00	471,555	0.00	
MO REVOLVING INFO TECH TRUST	0	0.00	3,600	0.00	3,600	0.00	3,600	0.00	
TOTAL - EE	1,481,220	0.00	3,647,473	0.00	3,596,403	0.00	3,596,403	0.00	
TOTAL	4,289,633	45.17	8,226,432	73.72	8,175,362	68.72	8,175,362	73.72	
Pay Plan - 0000012									
PERSONAL SERVICES									
GENERAL REVENUE	0	0.00	0	0.00	0	0.00	140,450	0.00	
OA REVOLVING ADMINISTRATIVE TR	0	0.00	0	0.00	0	0.00	4,829	0.00	
MO REVOLVING INFO TECH TRUST	0	0.00	0	0.00	0	0.00	1,249	0.00	
TOTAL - PS	0	0.00	0	0.00	0	0.00	146,528	0.00	
TOTAL	0	0.00	0	0.00	0	0.00	146,528	0.00	
MO Employment First Act - 1300018									
PERSONAL SERVICES									
GENERAL REVENUE	0	0.00	0	0.00	326,184	5.00	0	0.00	
TOTAL - PS	0	0.00	0	0.00	326,184	5.00	0	0.00	
EXPENSE & EQUIPMENT									
GENERAL REVENUE	0	0.00	0	0.00	273,881	0.00	0	0.00	
TOTAL - EE	0	0.00	0	0.00	273,881	0.00	0	0.00	
TOTAL	0	0.00	0	0.00	600,065	5.00	0	0.00	
GRAND TOTAL	\$4,289,633	45.17	\$8,226,432	73.72	\$8,775,427	73.72	\$8,321,890	73.72	

1/19/24 12:30

im_disummary

FLEXIBILITY REQUEST FORM

BUDGET UNIT NUMBER: 30809	DEPARTMENT: Office of Administration
BUDGET UNIT NAME: Division of Personnel	
HOUSE BILL SECTION: 5.055	DIVISION: Personnel

1. Provide the amount by fund of personal service flexibility and the amount by fund of expense and equipment flexibility you are requesting in dollar and percentage terms and explain why the flexibility is needed. If flexibility is being requested among divisions, provide the amount by fund of flexibility you are requesting in dollar and percentage terms and explain why the flexibility is needed.

DEPARTMENT REQUEST

The Division of Personnel requests 5% flexibility of Personal Services and Expense/Equipment be approved. The flexibility would allow the Division of Personnel to effectively manage responsibilities and resources given the statewide workforce management initiatives that the Division has taken on in recent years.

2. Estimate how much flexibility will be used for the budget year. How much flexibility was used in the Prior Year Budget and the Current Year Budget? Please specify the amount.

PRIOR YEAR ACTUAL AMOUNT OF FLEXIBILITY USED	CURRENT YEAR ESTIMATED AMOUNT OF FLEXIBILITY THAT WILL BE USED	BUDGET REQUEST ESTIMATED AMOUNT OF FLEXIBILITY THAT WILL BE USED
158,545	Unknown	Unknown

3. Please explain how flexibility was used in the prior and/or current years.

PRIOR YEAR EXPLAIN ACTUAL USE	CURRENT YEAR EXPLAIN PLANNED USE
In FY 2023 the Division of Personnel flexed from PS to EE to cover additional statewide efforts including talent acquisition events and workforce management technology expenses.	Flexibility will allow the Division of Personnel to effectively and efficiently manage resources given the statewide workforce management initiatives that the Division has taken on in recent years.

DECISION ITEM DETAIL

Budget Unit	FY 2023	FY 2023	FY 2024	FY 2024	FY 2025	FY 2025	FY 2025	FY 2025
Decision Item	ACTUAL	ACTUAL	BUDGET	BUDGET	DEPT REQ	DEPT REQ	GOV REC	GOV REC
Budget Object Class	DOLLAR	FTE	DOLLAR	FTE	DOLLAR	FTE	DOLLAR	FTE
PERSONNEL - OPERATING								
CORE								
DIVISION DIRECTOR	105,170	0.86	132,530	1.00	132,530	1.00	132,530	1.00
DESIGNATED PRINCIPAL ASST DIV	166,320	1.61	337,229	3.00	337,229	3.00	337,229	3.00
BOARD MEMBER	4,284	0.02	14,298	1.00	14,298	1.00	14,298	1.00
DATA PROCESSOR TECHNICAL	2,501	0.08	5,435	0.98	5,435	0.98	5,435	0.98
MISCELLANEOUS POOL STAFF	7,297	0.18	0	0.00	0	0.00	0	0.00
MISCELLANEOUS TECHNICAL	19,947	0.59	22,973	2.45	22,973	2.45	22,973	2.45
MISCELLANEOUS PROFESSIONAL	0	0.00	1,087	0.49	1,087	0.49	1,087	0.49
SPECIAL ASST PROFESSIONAL	221,993	3.00	415,417	5.00	415,417	5.00	415,417	5.00
SPECIAL ASST OFFICE & CLERICAL	40,390	1.00	0	0.00	0	0.00	0	0.00
LEAD ADMIN SUPPORT ASSISTANT	27,601	0.83	39,024	1.00	39,024	1.00	39,024	1.00
ADMIN SUPPORT PROFESSIONAL	101,236	2.00	153,056	4.00	153,056	3.00	153,056	4.00
ADMINISTRATIVE MANAGER	86,464	1.00	88,899	1.00	88,899	1.00	88,899	1.00
RESEARCH/DATA ANALYST	7,500	0.13	0	0.00	0	0.00	0	0.00
SENIOR RESEARCH/DATA ANALYST	42,200	0.67	397,239	5.00	397,239	5.00	397,239	5.00
RESEARCH DATA ANALYSIS SPV/MGR	76,451	0.99	81,882	1.00	81,882	1.00	81,882	1.00
SENIOR MULTIMEDIA SPECIALIST	5,967	0.11	0	0.00	0	0.00	0	0.00
STAFF DEVELOPMENT TRAINER	0	0.00	76,032	1.00	76,032	1.00	76,032	1.00
STAFF DEV TRAINING SPECIALIST	65,844	1.07	203,248	3.00	203,248	3.00	203,248	3.00
SR STAFF DEV TRAINING SPEC	182,655	2.75	337,438	5.00	337,438	5.00	337,438	5.00
AGENCY BUDGET SENIOR ANALYST	5,605	0.08	0	0.00	0	0.00	0	0.00
HUMAN RESOURCES CONSULTANT AST	95,992	2.56	119,755	5.00	119,755	3.00	119,755	5.00
HUMAN RESOURCES CONSULTANT	473,281	9.80	1,038,948	14.80	1,038,948	12.80	1,038,948	14.80
SR HUMAN RESOURCES CONSULTANT	524,502	9.22	510,613	12.00	510,613	12.00	510,613	12.00
HUMAN RESOURCES CONSLTNT SPEC	60,731	1.00	61,996	1.00	61,996	1.00	61,996	1.00
HUMAN RESOURCES PROGRAM COORI	289,522	3.69	327,523	4.00	327,523	4.00	327,523	4.00
HUMAN RESOURCES PROGRAM DIRCTF	194,081	1.92	214,337	2.00	214,337	2.00	214,337	2.00
BUSINESS ANALYST	879	0.01	0	0.00	0	0.00	0	0.00
TOTAL - PS	2,808,413	45.17	4,578,959	73.72	4,578,959	68.72	4,578,959	73.72
TRAVEL, IN-STATE	6,002	0.00	21,188	0.00	21,188	0.00	21,188	0.00
TRAVEL, OUT-OF-STATE	6,643	0.00	2,000	0.00	2,000	0.00	2,000	0.00
FUEL & UTILITIES	0	0.00	6,274	0.00	6,274	0.00	6,274	0.00
SUPPLIES	26,549	0.00	71,104	0.00	69,304	0.00	69,304	0.00

DECISION ITEM DETAIL

Budget Unit	FY 2023	FY 2023	FY 2024	FY 2024	FY 2025	FY 2025	FY 2025	FY 2025
Decision Item	ACTUAL	ACTUAL	BUDGET	BUDGET	DEPT REQ	DEPT REQ	GOV REC	GOV REC
Budget Object Class	DOLLAR	FTE	DOLLAR	FTE	DOLLAR	FTE	DOLLAR	FTE
PERSONNEL - OPERATING								
CORE								
PROFESSIONAL DEVELOPMENT	42,906	0.00	126,450	0.00	126,450	0.00	126,450	0.00
COMMUNICATION SERV & SUPP	14,453	0.00	19,481	0.00	19,413	0.00	19,413	0.00
PROFESSIONAL SERVICES	96,474	0.00	2,843,237	0.00	2,843,237	0.00	2,843,237	0.00
HOUSEKEEPING & JANITORIAL SERV	0	0.00	6,200	0.00	6,200	0.00	6,200	0.00
M&R SERVICES	1,196,096	0.00	10,500	0.00	10,500	0.00	10,500	0.00
COMPUTER EQUIPMENT	0	0.00	33,868	0.00	22,616	0.00	22,616	0.00
OFFICE EQUIPMENT	8,401	0.00	102,464	0.00	66,614	0.00	66,614	0.00
OTHER EQUIPMENT	54,970	0.00	6,950	0.00	6,950	0.00	6,950	0.00
PROPERTY & IMPROVEMENTS	0	0.00	1,000	0.00	1,000	0.00	1,000	0.00
BUILDING LEASE PAYMENTS	3,083	0.00	11,900	0.00	11,900	0.00	11,900	0.00
EQUIPMENT RENTALS & LEASES	0	0.00	1,500	0.00	1,500	0.00	1,500	0.00
MISCELLANEOUS EXPENSES	24,451	0.00	24,551	0.00	22,451	0.00	22,451	0.00
REBILLABLE EXPENSES	1,192	0.00	358,806	0.00	358,806	0.00	358,806	0.00
TOTAL - EE	1,481,220	0.00	3,647,473	0.00	3,596,403	0.00	3,596,403	0.00
GRAND TOTAL	\$4,289,633	45.17	\$8,226,432	73.72	\$8,175,362	68.72	\$8,175,362	73.72
GENERAL REVENUE	\$4,204,741	44.57	\$7,561,359	70.72	\$7,510,289	65.72	\$7,510,289	70.72
FEDERAL FUNDS	\$0	0.00	\$0	0.00	\$0	0.00	\$0	0.00
OTHER FUNDS	\$84,892	0.60	\$665,073	3.00	\$665,073	3.00	\$665,073	3.00

NEW DECISION ITEM
RANK: _____ OF _____

Department Office of Administration	Budget Unit <u>30809C</u>
Division Personnel	
DI Name Missouri Employment First Act & Model Employer	DI#1300011 HB Section <u>5.055</u>

1. AMOUNT OF REQUEST

	FY 2025 Budget Request					FY 2025 Governor's Recommendation			
	GR	Federal	Other	Total		GR	Federal	Other	Total
PS	326,184	0	0	326,184	PS	0	0	0	0
EE	273,881	0	0	273,881	EE	0	0	0	0
PSD	0	0	0	0	PSD	0	0	0	0
TRF	0	0	0	0	TRF	0	0	0	0
Total	600,065	0	0	600,065	Total	0	0	0	0
FTE	5.00	0.00	0.00	5.00	FTE	0.00	0.00	0.00	0.00

Est. Fringe	196,664	0	0	196,664
--------------------	---------	---	---	---------

Note: Fringes budgeted in House Bill 5 except for certain fringes budgeted directly to MoDOT, Highway Patrol, and Conservation.

Est. Fringe	0	0	0	0
--------------------	---	---	---	---

Note: Fringes budgeted in House Bill 5 except for certain fringes budgeted directly to MoDOT, Highway Patrol, and Conservation.

Other Funds:
Non-Counts:

Other Funds:
Non-Counts:

2. THIS REQUEST CAN BE CATEGORIZED AS:

<input checked="" type="checkbox"/> New Legislation	<input type="checkbox"/> New Program	<input type="checkbox"/> Fund Switch
<input type="checkbox"/> Federal Mandate	<input type="checkbox"/> Program Expansion	<input type="checkbox"/> Cost to Continue
<input type="checkbox"/> GR Pick-Up	<input type="checkbox"/> Space Request	<input type="checkbox"/> Equipment Replacement
<input type="checkbox"/> Pay Plan	<input type="checkbox"/> Other: _____	

3. WHY IS THIS FUNDING NEEDED? PROVIDE AN EXPLANATION FOR ITEMS CHECKED IN #2. INCLUDE THE FEDERAL OR STATE STATUTORY OR CONSTITUTIONAL AUTHORIZATION FOR THIS PROGRAM.

Additional funding is needed to comply with the Missouri as a Model Employer initiative (Section 37.980) and Missouri Employment First Act (Section 209.700) (TAFP Senate Bill 106). The Office of Administration, Division of Personnel currently offers support for Missouri as a Model Employer initiative. Collecting survey data and compiling this report will require staff time. This will also require enhancements the State's centralized application platform MO Careers to update the platform to allow for additional data collection needed for this report. Additionally, the Division assumes that to comply with the requirements listed within the Missouri Employment First Act that additional training, new recruitment efforts, and educational information will need to be developed to ensure that the requirements surrounding integrated employment are implemented successfully statewide. Section 209.700.2(5) defines "employment-related services" very broadly. Funding and additional staffing are necessary to provide training, facilitate new recruitment efforts, provide educational information and legal counsel, as well as the cost to support these efforts.

NEW DECISION ITEM

RANK: _____ OF _____

Department Office of Administration	Budget Unit	30809C
Division Personnel		
DI Name Missouri Employment First Act & Model Employer	DI#1300011 HB Section	5.055

4. DESCRIBE THE DETAILED ASSUMPTIONS USED TO DERIVE THE SPECIFIC REQUESTED AMOUNT. (How did you determine that the requested number of FTE were appropriate? From what source or standard did you derive the requested levels of funding? Were alternatives such as outsourcing or automation considered? If based on new legislation, does request tie to TAFP fiscal note? If not, explain why. Detail which portions of the request are one-times and how those amounts were calculated.)

The Division assumes that to comply with the requirements listed within the Missouri Employment First Act (Section 209.700) and Missouri as a Model Employer initiative (Section 37.980) that additional training, new recruitment efforts, and educational information would need to be developed to ensure that the integrated employment was implemented and successful. The Division is requesting PS and E&E funding for five (5) FTE to comply with the Missouri Employment First Act including one (1) Senior Staff Development Training Specialist, two (2) Human Resources Consultants, one (1) Legal Counsel, and one (1) Administrative Professional Assistant. The total PS funding requested is based on the current compensation best practices for each classification. Some funding is needed to support these positions including computer equipment, office equipment, communication and connectivity services etc. E&E funding is also requested for the technology enhancements to MO Careers which will be necessary to allow for additional data collection needed for reporting purposes as part of the Missouri as a Model Employer initiative. The requested E&E also includes funding to implement new recruitment efforts and provide additional training and educational information in compliance with the Missouri Employment First Act.

NEW DECISION ITEM
RANK: _____ OF _____

Department Office of Administration	Budget Unit <u>30809C</u>
Division Personnel	
DI Name Missouri Employment First Act & Model Employer	DI#1300011 HB Section <u>5.055</u>

5. BREAK DOWN THE REQUEST BY BUDGET OBJECT CLASS, JOB CLASS, AND FUND SOURCE. IDENTIFY ONE-TIME COSTS.

Budget Object Class/Job Class	Dept Req GR DOLLARS	Dept Req GR FTE	Dept Req FED DOLLARS	Dept Req FED FTE	Dept Req OTHER DOLLARS	Dept Req OTHER FTE	Dept Req TOTAL DOLLARS	Dept Req TOTAL FTE	Dept Req One-Time DOLLARS
SR STAFF DEV TRAINING SPEC	73,560	1.0	08TD40				73,560	1.0	
HUMAN RESOURCES CONSULTANT	105,360	2.00	12SH20				105,362	2.0	
ADMIN SUPPORT PROFESSIONAL	57,264	1.00	02AM40				57,265	1.0	
LEGAL COUNSEL	90,000	1.00	009734				90,001	1.0	
Total PS	326,184	5.0	0	0.0	0	0.0	326,188	5.0	0
COMMUNICATION SERV & SUPP	1,572						1,572		84
COMPUTER EQUIPMENT	12,820						12,820		9,972
FUEL & UTILITIES	2,852						2,852		
HOUSEKEEP & JANITOR SERV	2,818						2,818		
BUILDING & LEASE PAYMENTS	30,000						30,000		
MISCELLANEOUS EXPENSES	2,625						2,625		2,625
OFFICE EQUIPMENT	56,399						56,399		56,399
PROFESSIONAL SERVICES	100,000						100,000		
PROFESSIONAL DEVELOPMENT	5,000						5,000		
SUPPLIES	9,795						9,795		2,750
TRAVEL, IN-STATE	50,000						50,000		
Total EE	273,881		0		0		273,881		71,830
Program Distributions	0		0		0		0		0
Total PSD	0		0		0		0		0
Transfers	0		0		0		0		0
Total TRF	0		0		0		0		0
Grand Total	600,065	5.0	0	0.0	0	0.0	600,069	5.0	71,830

NEW DECISION ITEM
RANK: _____ OF _____

Department Office of Administration		Budget Unit		<u>30809C</u>					
Division Personnel									
DI Name Missouri Employment First Act & Model Employer		DI#1300011		HB Section		<u>5.055</u>			
Budget Object Class/Job Class	Gov Rec GR DOLLARS	Gov Rec GR FTE	Gov Rec FED DOLLARS	Gov Rec FED FTE	Gov Rec OTHER DOLLARS	Gov Rec OTHER FTE	Gov Rec TOTAL DOLLARS	Gov Rec TOTAL FTE	Gov Rec One-Time DOLLARS
Total PS	0	0.0	0	0.0	0	0.0	0	0.0	0
Total EE	0		0		0		0		0
Program Distributions							0		
Total PSD	0		0		0		0		0
Transfers							0		
Total TRF	0		0		0		0		0
Grand Total	0	0.0	0	0.0	0	0.0	0	0.0	0

NEW DECISION ITEM
RANK: _____ OF _____

Department Office of Administration	Budget Unit <u>30809C</u>
Division Personnel	
DI Name Missouri Employment First Act & Model Employer	DI#1300018HB Section <u>5.055</u>

6. PERFORMANCE MEASURES (If new decision item has an associated core, separately identify projected performance with & without additional funding.)

6a. Provide an activity measure(s) for the program.
70% of the identified team members are trained within the first year after training is launched

6b. Provide a measure(s) of the program's quality.
80% of feedback shows that attendees agreed the quality of training was neutral or good

6c. Provide a measure(s) of the program's impact.
80% of survey responders agree that they are confident in their ability to assist applicants or current team members with disabilities to enhance their experience at the State of Missouri

6d. Provide a measure(s) of the program's efficiency.
Training is provided to identified team members for less than \$100 per team member

NEW DECISION ITEM

RANK: _____ **OF** _____

Department Office of Administration	Budget Unit	<u>30809C</u>
Division Personnel		
DI Name Missouri Employment First Act & Model Employer	DI#1300018HB Section	<u>5.055</u>

7. STRATEGIES TO ACHIEVE THE PERFORMANCE MEASUREMENT TARGETS:

Program objectives include:

- Provide additional training
- Implement new recruitment efforts
- Provide educational information

DECISION ITEM DETAIL

Budget Unit	FY 2023	FY 2023	FY 2024	FY 2024	FY 2025	FY 2025	FY 2025	FY 2025
Decision Item	ACTUAL	ACTUAL	BUDGET	BUDGET	DEPT REQ	DEPT REQ	GOV REC	GOV REC
Budget Object Class	DOLLAR	FTE	DOLLAR	FTE	DOLLAR	FTE	DOLLAR	FTE
PERSONNEL - OPERATING								
MO Employment First Act - 1300018								
LEGAL COUNSEL	0	0.00	0	0.00	90,000	1.00	0	0.00
ADMIN SUPPORT PROFESSIONAL	0	0.00	0	0.00	57,264	1.00	0	0.00
SR STAFF DEV TRAINING SPEC	0	0.00	0	0.00	73,560	1.00	0	0.00
HUMAN RESOURCES CONSULTANT	0	0.00	0	0.00	105,360	2.00	0	0.00
TOTAL - PS	0	0.00	0	0.00	326,184	5.00	0	0.00
TRAVEL, IN-STATE	0	0.00	0	0.00	50,000	0.00	0	0.00
FUEL & UTILITIES	0	0.00	0	0.00	2,852	0.00	0	0.00
SUPPLIES	0	0.00	0	0.00	9,795	0.00	0	0.00
PROFESSIONAL DEVELOPMENT	0	0.00	0	0.00	5,000	0.00	0	0.00
COMMUNICATION SERV & SUPP	0	0.00	0	0.00	1,572	0.00	0	0.00
PROFESSIONAL SERVICES	0	0.00	0	0.00	100,000	0.00	0	0.00
HOUSEKEEPING & JANITORIAL SERV	0	0.00	0	0.00	2,818	0.00	0	0.00
COMPUTER EQUIPMENT	0	0.00	0	0.00	12,820	0.00	0	0.00
OFFICE EQUIPMENT	0	0.00	0	0.00	56,399	0.00	0	0.00
BUILDING LEASE PAYMENTS	0	0.00	0	0.00	30,000	0.00	0	0.00
MISCELLANEOUS EXPENSES	0	0.00	0	0.00	2,625	0.00	0	0.00
TOTAL - EE	0	0.00	0	0.00	273,881	0.00	0	0.00
GRAND TOTAL	\$0	0.00	\$0	0.00	\$600,065	5.00	\$0	0.00
GENERAL REVENUE	\$0	0.00	\$0	0.00	\$600,065	5.00		0.00
FEDERAL FUNDS	\$0	0.00	\$0	0.00	\$0	0.00		0.00
OTHER FUNDS	\$0	0.00	\$0	0.00	\$0	0.00		0.00

PROGRAM DESCRIPTION

Department Office of Administration _____

HB Section(s): 5.055

Program Name Center of Operational Excellence _____

Program is found in the following core budget(s): Division of Personnel - Operating

1a. What strategic priority does this program address?

The state operational excellence program, Show Me Excellence, is driving change across state government to support the Governor's transformation objective for Missouri state government: *'To meet citizen expectations so that we are as good as any organization'*. Organizational transformation is a multi-year journey aimed at improving and sustaining organizational performance

1b. What does this program do?

The state operational excellence program, Show Me Excellence, is driving change across state government by creating a framework to sustain agency operating rhythms for strategic planning and performance management, as well as capability building for state team members so that they can improve how we serve Missouri citizens. We do this by:

- ◆ Lead and coordinate state level operational excellence efforts in conjunction with all department operational excellence leaders.
- ◆ Lead and coordinate state level operational excellence initiatives as directed by the Governor's Office and the Commissioner of Administrations, such as efforts to improve Customer Service Centers across state government.
- ◆ Host the annual Show Me Excellence Summit which is an all day, virtual event available to all state of Missouri team members to receiving training in the area of continuous improvement, leadership, data literacy, etc. The 2022 Show Me Excellence Summit had over 2,700 registered attendees from across all agencies and operational excellence professionals from 19 other states.
- ◆ Develop and deliver trainings to support continuous improvement and problem solving skills for state team members in any role, such as the Show Me Excellence White Belt and Yellow Belt trainings.
- ◆ Host the annual Show Me Challenge competition which allows state team members to pitch their ideas to improve how we serve the citizens.

PROGRAM DESCRIPTION

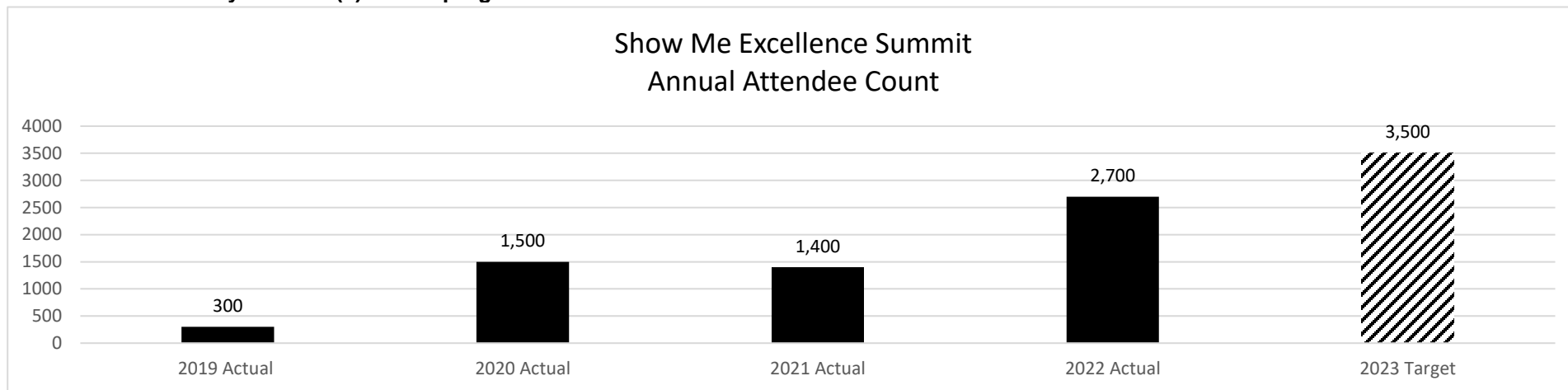
Department Office of Administration

HB Section(s): 5.055

Program Name Center of Operational Excellence

Program is found in the following core budget(s): Division of Personnel - Operating

2a. Provide an activity measure(s) for the program.



2b. Provide a measure(s) of the program's quality.

2022 Show Me Excellence Summit Survey Results:

- ◆ 93% of attendees stated that the Summit was beneficial to them
- ◆ 75% of attendees stated that they plan to implement changes within their organization based on what they learned at the Summit

2c. Provide a measure(s) of the program's impact.

Over 12,000 team members, or 30%, have completed Show Me Excellence White Belt training. Over 2,680 team members, or 7%, have continued their problem solving skill building by completing their Show Me Excellence Yellow Belt training. Several departments have incorporated the White Belt training as part of their new team member orientation and set the expectation for Yellow Belt training for their leaders.

Success Stories: Check out agency success stories on the Show Me Excellence website at : <https://showmeexcellence.mo.gov/dept-success-stories/>

PROGRAM DESCRIPTION

Department Office of Administration

HB Section(s): 5.055


Program Name Center of Operational Excellence

Program is found in the following core budget(s): Division of Personnel - Operating

2d. Provide a measure(s) of the program's efficiency.

All seventeen executive departments are in a regular operating rhythm of identifying and executing on their top strategic priorities. Visit <https://strategicchange.mo.gov/> for more information.

3. Provide actual expenditures for the prior three fiscal years and planned expenditures for the current fiscal year. (Note: Amounts do not include fringe benefit costs.)



4. What are the sources of the "Other " funds?

None

5. What is the authorization for this program, i.e., federal or state statute, etc.? (Include the federal program number, if applicable.)

None

6. Are there federal matching requirements? If yes, please explain.

No

7. Is this a federally mandated program? If yes, please explain.

No

PROGRAM DESCRIPTION

Department Office of Administration

HB Section(s): 5.055

Program Name Division of Personnel

Program is found in the following core budget(s): Division of Personnel - Operating

1a. What strategic priority does this program address?

The strategic priority of this program is to build the State of Missouri workforce for the future.

1b. What does this program do?

- Modernizes the State's approach to statewide recruitment through collaboration with executive departments to efficiently fill vital positions using innovative technologies, recruitment methods and external stakeholders. Our ultimate goal is to ensure timely placement of the most suitable candidates.
- Coordinates talent management and learning solutions at a statewide level with the aim of enhancing the effectiveness of the State of Missouri's workforce. Our primary objective is to actively seek and execute opportunities that allow top-notch training to be efficiently disseminated throughout state government. Key focus areas involve nurturing a skilled workforce, fostering professional development, acknowledging team members' contributions, and cultivating a coaching-oriented culture.
- Supports State team members and executive departments through maintenance of the classification structure, position/job analysis, compensation administration, and examining turnover trends. Provides quality assurance for agency transactional human resources.
- Educates department and division leaders, human resource teams, hiring managers, and team members on compensation processes and/or best practices. The division leverages market data, salary surveys, economic trends, turnover rates, and internal equity details.
- Provides statewide Human Resources (HR) data analysis and visualizations to stakeholders at all phases of the team member lifecycle on a routine and ad hoc basis. Supports SAMII HR maintenance, administers workforce surveys, and provides customer support for the talent management technologies.
- In addition to all statewide talent responsibilities, the Division of Personnel administers human resource functions for ~1,870 state employees of the Office of Administration.

PROGRAM DESCRIPTION

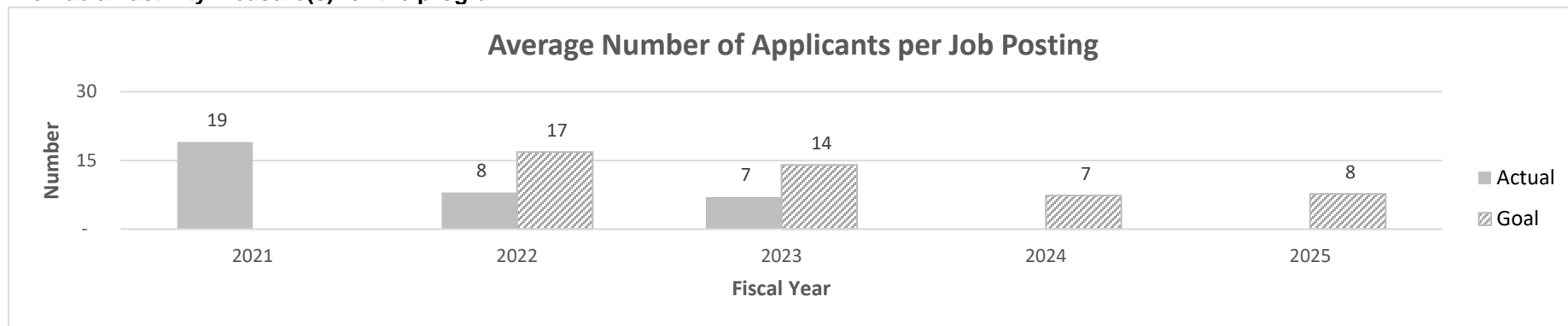
Department Office of Administration

HB Section(s): 5.055

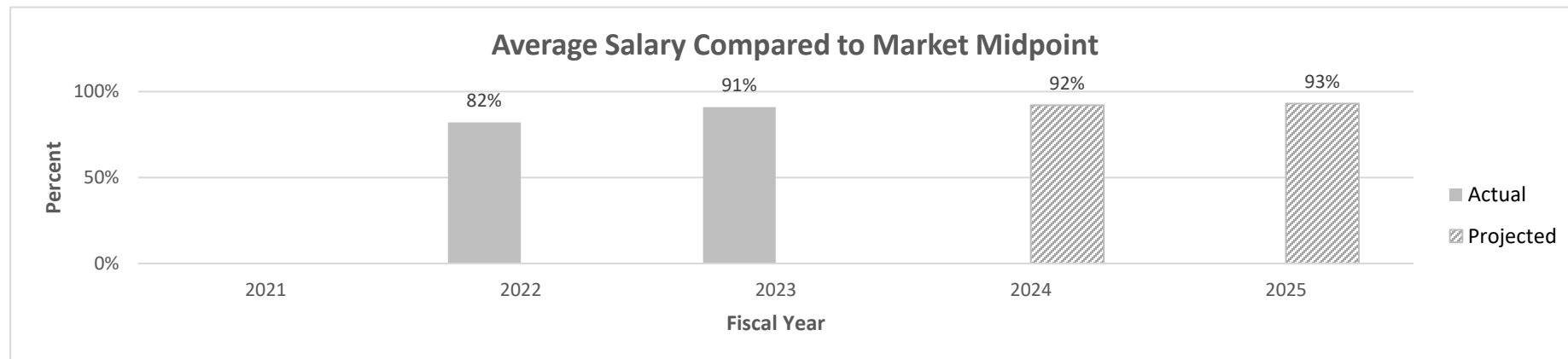
Program Name Division of Personnel

Program is found in the following core budget(s): Division of Personnel - Operating

2a. Provide an activity measure(s) for the program.



This measure represents the average number of applicants per job posting for all positions posted in MO Careers, the State's centralized application platform. Pipeline requisitions are excluded from this calculation. Efforts to increase these numbers include: outreach efforts with DOC Reentry 2030, Missouri as a Model Employer, and Veterans hiring initiatives; sponsored advertising features through LinkedIn, Indeed, Job Target, and Careers in Government; planned implementation of a statewide employee referral program, attendance and hosting of hiring events; and increased marketing efforts with robust attention to state benefits.



Compa-ratio is a measurement of pay that compares an employee's base salary to the median compensation for similar positions within target market. Compa-ratio is used by employers to ensure that employee compensation is consistent with market and industry standards. In doing so, the employer is more likely able to recruit top talent, reduce turnover, control payroll expenses and comply with fair pay policies. Generally, compa-ratio percentages fall between 80% and 120%, with 100% considered best practice. Data is not available for FY 2021.

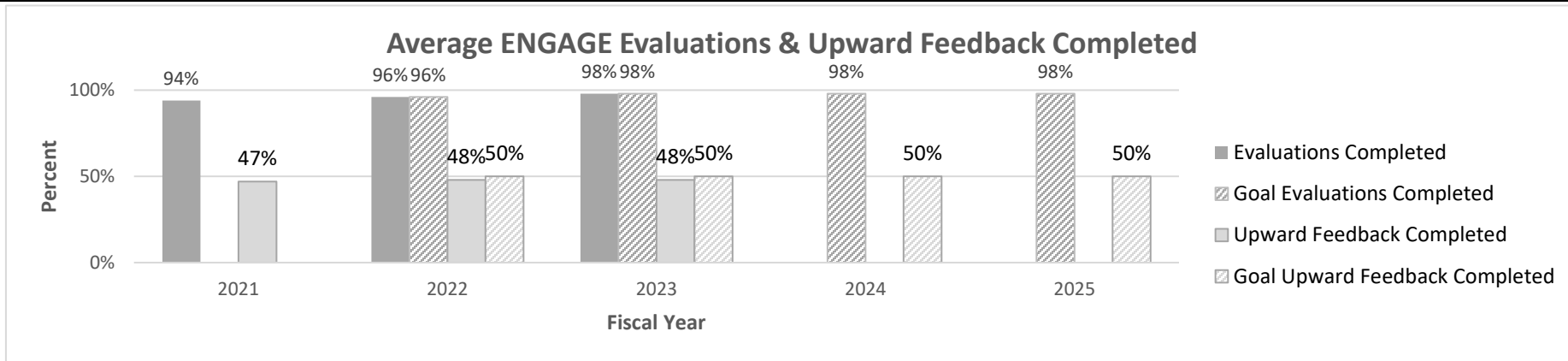
PROGRAM DESCRIPTION

Department Office of Administration

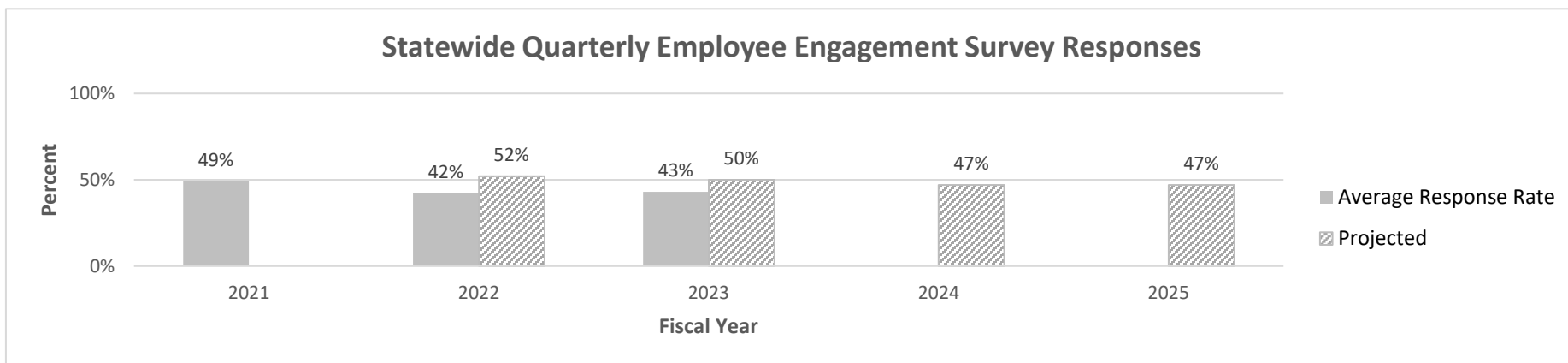
HB Section(s): 5.055

Program Name Division of Personnel

Program is found in the following core budget(s): Division of Personnel - Operating



ENGAGE is the State's approach to professional development, bringing supervisors and team members together to have monthly coaching and developmental conversations. In addition to monthly conversations, team member ENGAGE evaluations and supervisor upward feedback opportunities occur in March and September. Beginning in calendar year 2022, the cadence for ENGAGE evaluations and upward feedback shifted from quarterly to biannually.



The Quarterly Pulse Survey (QPS) is a statewide survey that gathers feedback on team members' experience and perspectives. It allows for the same questions to be asked at the same time to all 17 executive agencies and the Attorney General's Office (AGO). Through QPS feedback, new programs continue to be developed to transform how we learn, grow, and work. The AGO joined QPS in calendar year 2023.

PROGRAM DESCRIPTION

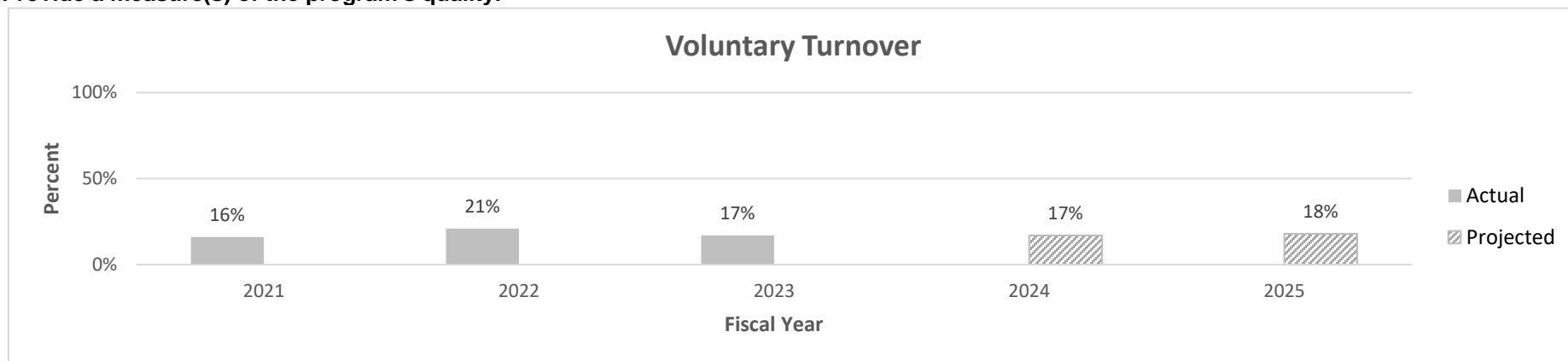
Department Office of Administration

HB Section(s): 5.055

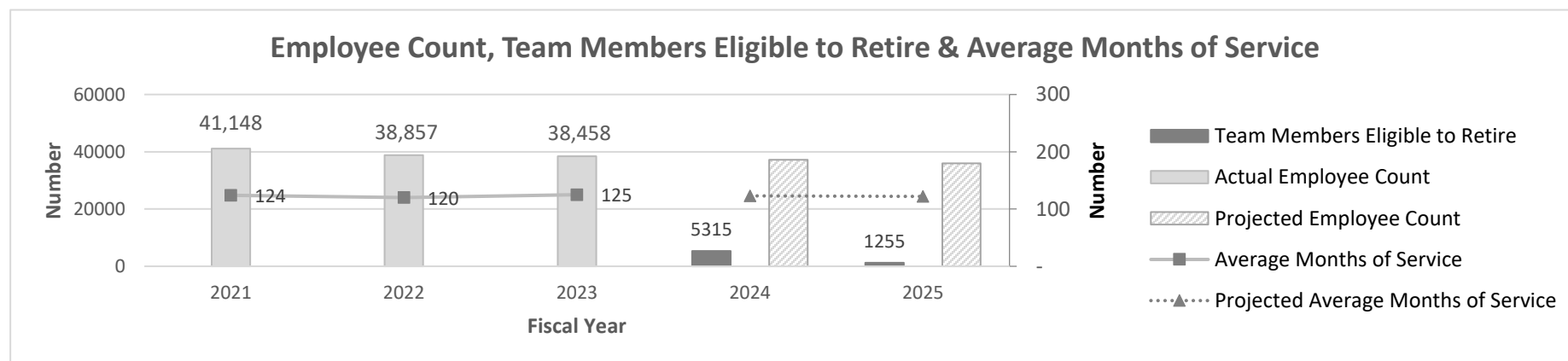
Program Name Division of Personnel

Program is found in the following core budget(s): Division of Personnel - Operating

2b. Provide a measure(s) of the program's quality.



Voluntary turnover is calculated by adding the total number of "resigned state" employee transactions plus the total number of "resigned agency" employee transactions, divided by the total full-time equivalent (FTE). Voluntary turnover occurs when a team member willingly chooses to leave their position. The data represents executive branch departments, full-time permanent employees only, as entered in the SAM II HR/Payroll System in a twelve month rolling period. Projections are based on an average increase of .89% in voluntary separations and a decrease of 1.36% in total FTE over the past 5 years.



Retirement info is provided by MOSERS and MPERS. Data represents only permanent employees in the executive branch. Projections are based on an average decrease of 1.28% in years/months of service over the past 5 years, and decrease of 3.3% in total full-time employee count over the past 3 years.

PROGRAM DESCRIPTION

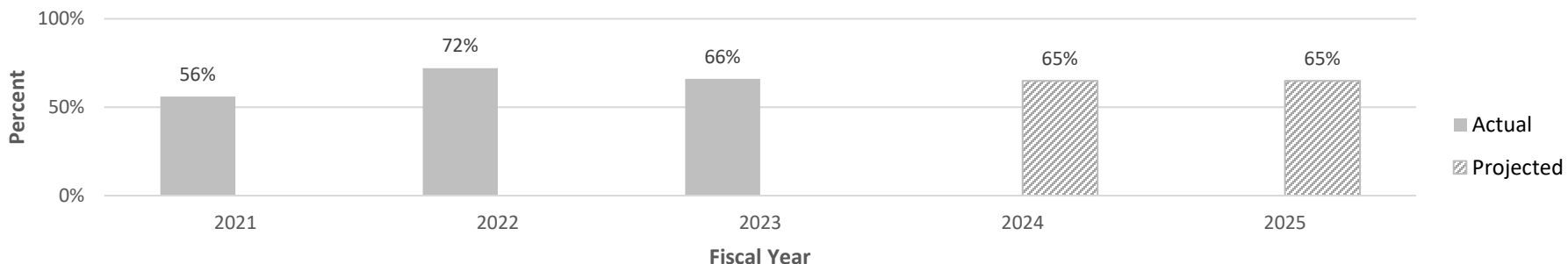
Department Office of Administration

HB Section(s): 5.055

Program Name Division of Personnel

Program is found in the following core budget(s): Division of Personnel - Operating

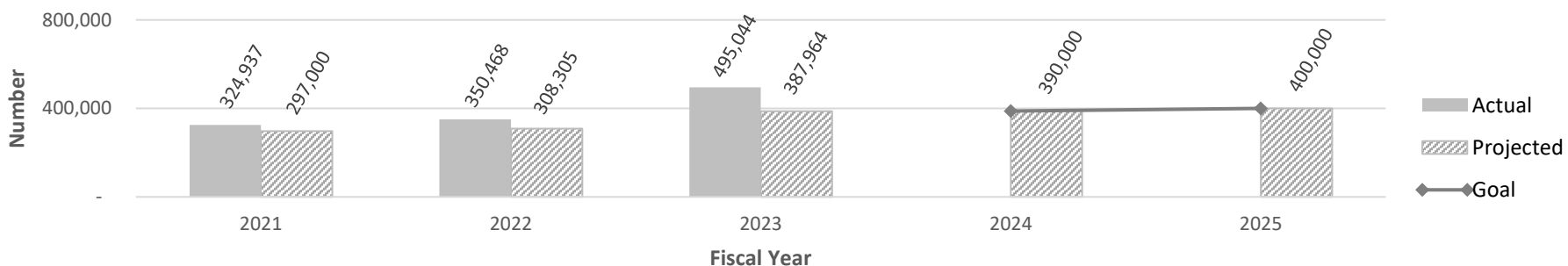
Rate of Retention for New Team Members with Less than 12 Months of State Service



The rate of retention for new employees is a percentage of State team members who remained employed with the department for 12 months divided by the total number of new employees hired within the same time period. Projections are based on an average increase of 8.82% in 12-month separations, and 7.9% average increase in total full-time hires over the past 5 years.

2c. Provide a measure(s) of the program's impact.

MO Learning Hours Viewed



MO Learning (LinkedIn Learning), the State's enterprise learning platform, launched in April 2019. The platform currently offers over 13,000 high-quality courses to all State of Missouri team members, on-demand, 24/7. This platform enables departments to streamline their curriculum into learning paths targeted at specific groups of team members. MO Learning supports the compliance of 1 CSR 20-6.010 - Leadership Development Rule (LDR) for team members in leadership positions. In addition, the ability to upload custom content has decreased travel costs associated with in-person training.

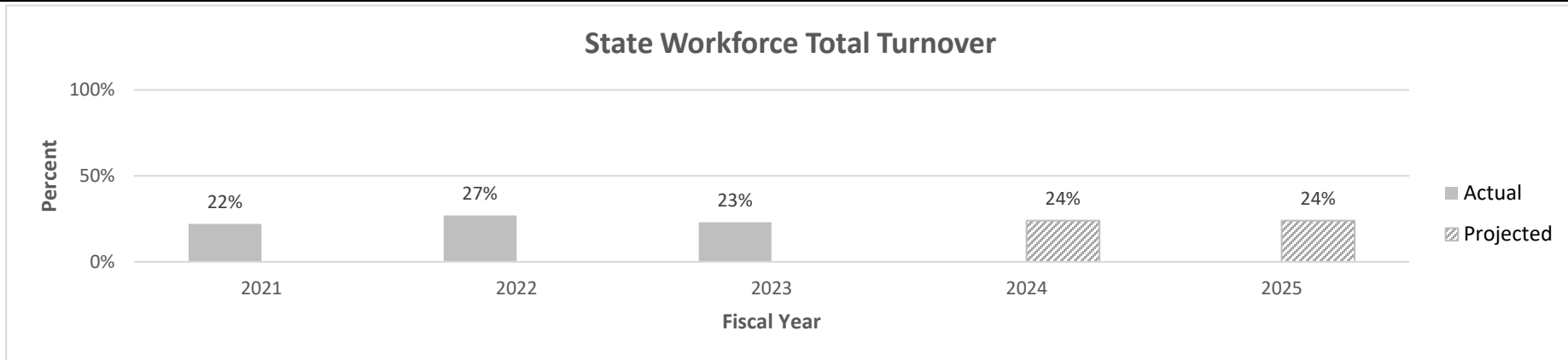
PROGRAM DESCRIPTION

Department Office of Administration

HB Section(s): 5.055

Program Name Division of Personnel

Program is found in the following core budget(s): Division of Personnel - Operating



Total turnover is calculated by dividing the total number of separation actions by the total number of full-time equivalents (FTE). Projections are based on an average increase of .68% in total separations and 1.36% average decrease in total FTE over the past 5 years.

PROGRAM DESCRIPTION

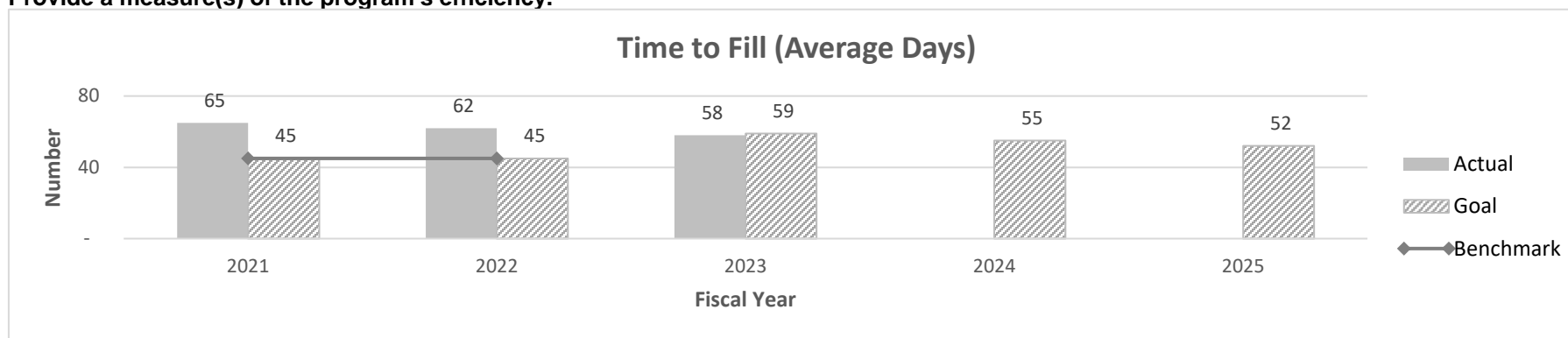
Department Office of Administration

HB Section(s): 5.055

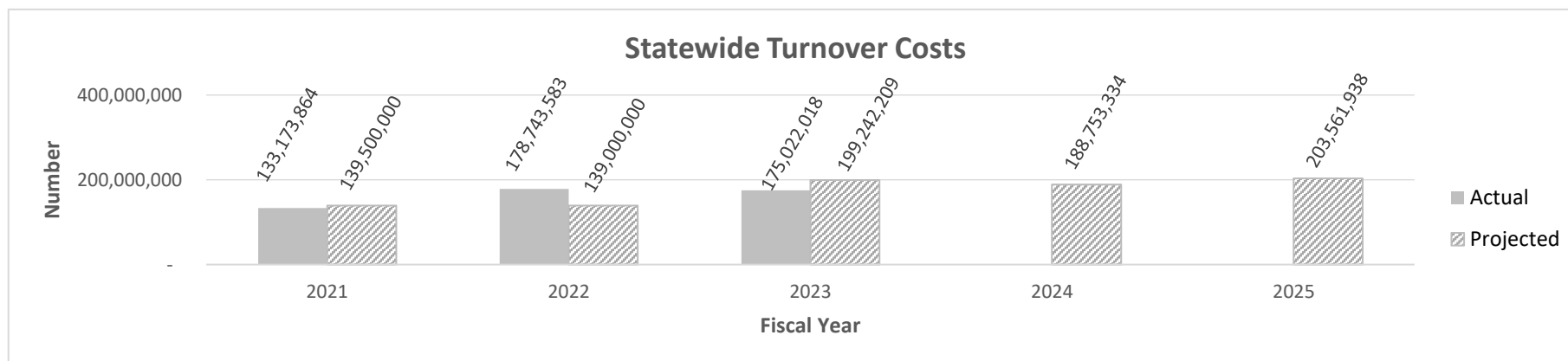
Program Name Division of Personnel

Program is found in the following core budget(s): Division of Personnel - Operating

2d. Provide a measure(s) of the program's efficiency.



Time to fill is the number of days when the job opening was posted in MO Careers, the State's centralized application platform, until the offer is accepted by the candidate as defined by Society for Human Resource Management (SHRM). The benchmark is a SHRM benchmark. MO Careers launched January 1, 2020. Pipeline requisitions are excluded from this calculation. Data does not include the Department of Corrections, which began use of MO Careers in May 2023. Efforts to improve these numbers include: outreach efforts with DOC Reentry 2030, Missouri as a Model Employer, and Veterans hiring initiatives; sponsored advertising features through LinkedIn, Indeed, Job Target, and Careers in Government; planned implementation of a statewide employee referral program, attendance and hosting of hiring events; and increased marketing efforts with robust attention to state benefits.



Each team member's departure costs about one-third of their salary per the Society for Human Resource Management (SHRM). Turnover costs are calculated by multiplying the average salary of the executive departments by departure costs of one-third then multiplying by total separations. Projections are based on an average of .68% increase in total separations and an average 7.12% increase in salary (averages are based on past 5 years).

PROGRAM DESCRIPTION

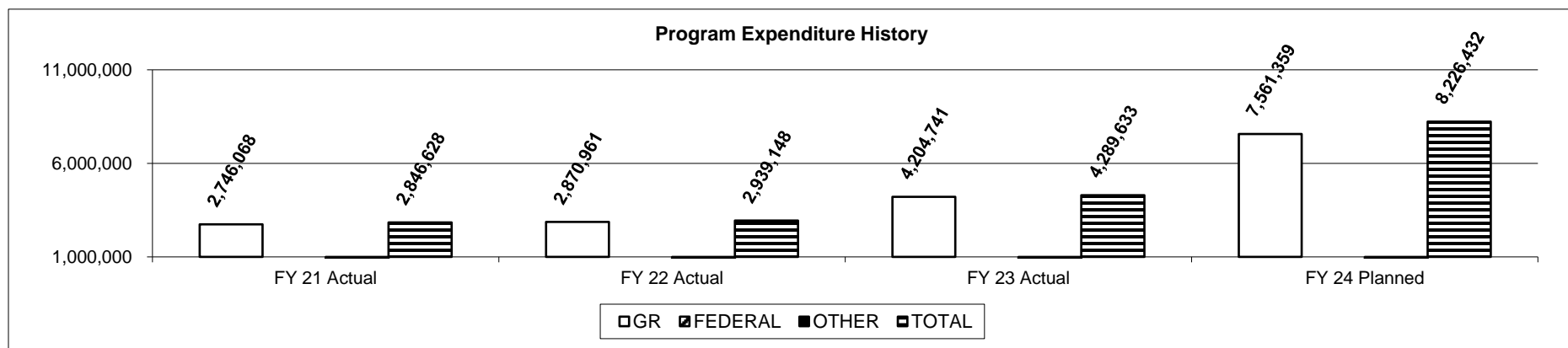
Department Office of Administration

HB Section(s): 5.055

Program Name Division of Personnel

Program is found in the following core budget(s): Division of Personnel - Operating

3. Provide actual expenditures for the prior three fiscal years and planned expenditures for the current fiscal year. (Note: Amounts do not include fringe benefit costs.)



4. What are the sources of the "Other " funds?

OA Revolving Administrative Fund (0505); MO Revolving Information Technology Trust Fund (0980)

5. What is the authorization for this program, i.e., federal or state statute, etc.? (Include the federal program number, if applicable.)

Article IV, Section 19; Chapter 36 RSMo and Title 1, Division 20 of Mo CSR

6. Are there federal matching requirements? If yes, please explain.

No

7. Is this a federally mandated program? If yes, please explain.

Positions in some agencies may require coverage by a merit system as a condition of receiving federal funds.

CORE DECISION ITEM

Department Office of Administration	Budget Unit <u>30810C</u>
Division Personnel	
Core Operations - Center For Operational Excellence	HB Section <u>5.055</u>

1. CORE FINANCIAL SUMMARY

	FY 2025 Budget Request					FY 2025 Governor's Recommendation			
	GR	Federal	Other	Total		GR	Federal	Other	Total
PS	536,435	0	0	536,435	PS	536,435	0	0	536,435
EE	97,990	0	0	97,990	EE	97,990	0	0	97,990
PSD	0	0	0	0	PSD	3,000,000	0	0	3,000,000
TRF	0	0	0	0	TRF	0	0	0	0
Total	634,425	0	0	634,425	Total	3,634,425	0	0	3,634,425
FTE	6.00	0.00	0.00	6.00	FTE	6.00	0.00	0.00	6.00

Est. Fringe	290,043	0	0	290,043
--------------------	---------	---	---	---------

Note: Fringes budgeted in House Bill 5 except for certain fringes budgeted directly to MoDOT, Highway Patrol, and Conservation.

Est. Fringe	290,043	0	0	290,043
--------------------	---------	---	---	---------

Note: Fringes budgeted in House Bill 5 except for certain fringes budgeted directly to MoDOT, Highway Patrol, and Conservation.

Other Funds:

Other Funds:

2. CORE DESCRIPTION

The state operational excellence program, Show Me Excellence, is driving change across state government to support the Governor's transformation objective for Missouri state government: 'To meet citizen expectations so that we are as good as any organization'. The operational excellence team has created a framework to sustain agency operating rhythms for strategic planning and performance management, as well as capability building for state team members so that they can improve how we serve Missouri citizens. We do this by:

- ♦ Lead and coordinate state level operational excellence efforts in conjunction with all department operational excellence leaders.
- ♦ Lead and coordinate state level operational excellence initiatives as directed by the Governor's Office and the Commissioner of Administrations, such as efforts to improve Customer Service Centers across state government.
- ♦ Host the annual Show Me Excellence Summit which is an all day, virtual event available to all state of Missouri team members to receiving training in the area of continuous improvement, leadership, data literacy, etc. The 2022 Show Me Excellence Summit had over 2,700 registered attendees from across all agencies and operational excellence professionals from 19 other states.
- ♦ Develop and deliver trainings to support continuous improvement and problem solving skills for state team members in any role, such as the Show Me Excellence White Belt and Yellow Belt trainings.
- ♦ Host the annual Show Me Challenge competition which allows state team members to pitch their ideas to improve how we serve the citizens.

3. PROGRAM LISTING (list programs included in this core funding)

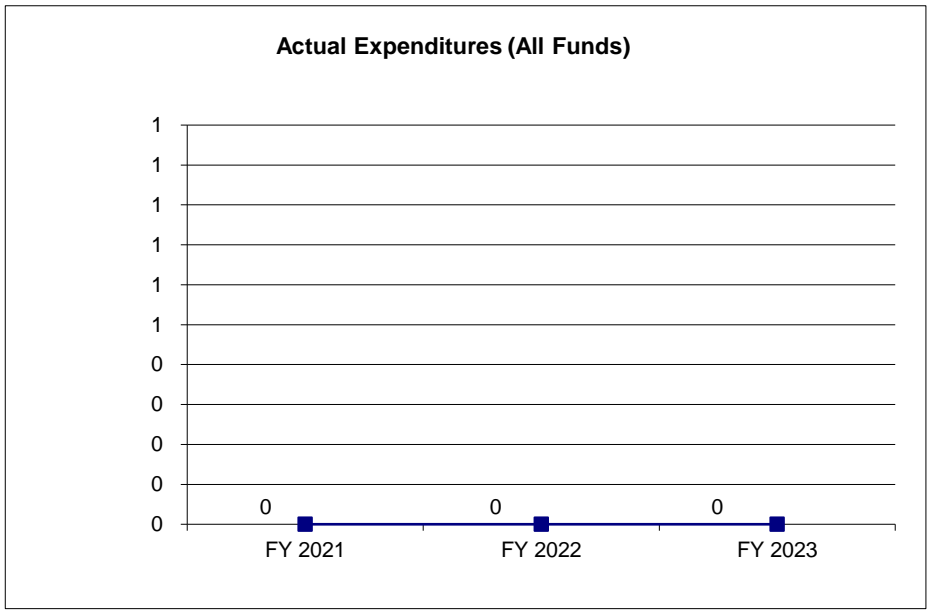
Show Me Excellence
SHARE MO

CORE DECISION ITEM

Department Office of Administration	Budget Unit <u>30810C</u>
Division Personnel	
Core Operations - Center For Operational Excellence	HB Section <u>5.055</u>

4. FINANCIAL HISTORY

	FY 2021 Actual	FY 2022 Actual	FY 2023 Actual	FY 2024 Current Yr.
Appropriation (All Funds)	0	0	0	634,425
Less Reverted (All Funds)	0	0	0	(19,033)
Less Restricted (All Funds)*	0	0	0	0
Budget Authority (All Funds)	0	0	0	615,392
Actual Expenditures (All Funds)	0	0	0	N/A
Unexpended (All Funds)	0	0	0	N/A
Unexpended, by Fund:				
General Revenue	0	0	0	N/A
Federal	0	0	0	N/A
Other	0	0	0	N/A



*Current Year restricted amount is as of _____.

Reverted includes the statutory three percent reserve amount (when applicable).
 Restricted includes any Governor's expenditure restrictions which remained at the end of the fiscal year (when applicable).

NOTES:

CORE RECONCILIATION DETAIL

STATE
CNTR FOR OPERATIONL EXCELLENCE

5. CORE RECONCILIATION DETAIL

	Budget Class	FTE	GR	Federal	Other	Total	Explanation	
TAFP AFTER VETOES								
	PS	6.00	536,435	0	0	536,435		
	EE	0.00	97,990	0	0	97,990		
	Total	6.00	634,425	0	0	634,425		
DEPARTMENT CORE REQUEST								
	PS	6.00	536,435	0	0	536,435		
	EE	0.00	97,990	0	0	97,990		
	Total	6.00	634,425	0	0	634,425		
GOVERNOR'S ADDITIONAL CORE ADJUSTMENTS								
Transfer In	2007 3111	PD	0.00	3,000,000	0	0	3,000,000	Core transfer in of Call Center Optimization funding from HB 20 to HB 5.
NET GOVERNOR CHANGES			0.00	3,000,000	0	0	3,000,000	
GOVERNOR'S RECOMMENDED CORE								
	PS	6.00	536,435	0	0	536,435		
	EE	0.00	97,990	0	0	97,990		
	PD	0.00	3,000,000	0	0	3,000,000		
	Total	6.00	3,634,425	0	0	3,634,425		

DECISION ITEM SUMMARY

Budget Unit									
Decision Item	FY 2023	FY 2023	FY 2024	FY 2024	FY 2025	FY 2025	FY 2025	FY 2025	FY 2025
Budget Object Summary	ACTUAL	ACTUAL	BUDGET	BUDGET	DEPT REQ	DEPT REQ	GOV REC	GOV REC	GOV REC
Fund	DOLLAR	FTE	DOLLAR	FTE	DOLLAR	FTE	DOLLAR	FTE	DOLLAR
CNTR FOR OPERATIONL EXCELLENCE									
CORE									
PERSONAL SERVICES									
GENERAL REVENUE	0	0.00	536,435	6.00	536,435	6.00	536,435	6.00	6.00
TOTAL - PS	0	0.00	536,435	6.00	536,435	6.00	536,435	6.00	6.00
EXPENSE & EQUIPMENT									
GENERAL REVENUE	0	0.00	97,990	0.00	97,990	0.00	97,990	0.00	0.00
TOTAL - EE	0	0.00	97,990	0.00	97,990	0.00	97,990	0.00	0.00
PROGRAM-SPECIFIC									
GENERAL REVENUE	0	0.00	0	0.00	0	0.00	3,000,000	0.00	0.00
TOTAL - PD	0	0.00	0	0.00	0	0.00	3,000,000	0.00	0.00
TOTAL	0	0.00	634,425	6.00	634,425	6.00	3,634,425	6.00	6.00
Pay Plan - 0000012									
PERSONAL SERVICES									
GENERAL REVENUE	0	0.00	0	0.00	0	0.00	17,166	0.00	0.00
TOTAL - PS	0	0.00	0	0.00	0	0.00	17,166	0.00	0.00
TOTAL	0	0.00	0	0.00	0	0.00	17,166	0.00	0.00
GRAND TOTAL	\$0	0.00	\$634,425	6.00	\$634,425	6.00	\$3,651,591	6.00	6.00

DECISION ITEM DETAIL

Budget Unit	FY 2023	FY 2023	FY 2024	FY 2024	FY 2025	FY 2025	FY 2025	FY 2025
Decision Item	ACTUAL	ACTUAL	BUDGET	BUDGET	DEPT REQ	DEPT REQ	GOV REC	GOV REC
Budget Object Class	DOLLAR	FTE	DOLLAR	FTE	DOLLAR	FTE	DOLLAR	FTE
CNTR FOR OPERATIONL EXCELLENCE								
CORE								
PROGRAM MANAGER	0	0.00	108,700	1.00	108,700	1.00	108,700	1.00
SPECIAL ASST PROFESSIONAL	0	0.00	288,055	3.00	288,055	3.00	288,055	3.00
ADMIN SUPPORT PROFESSIONAL	0	0.00	52,720	1.00	52,720	1.00	52,720	1.00
PROJECT MANAGER	0	0.00	86,960	1.00	86,960	1.00	86,960	1.00
TOTAL - PS	0	0.00	536,435	6.00	536,435	6.00	536,435	6.00
TRAVEL, IN-STATE	0	0.00	12,000	0.00	12,000	0.00	12,000	0.00
SUPPLIES	0	0.00	2,436	0.00	2,436	0.00	2,436	0.00
PROFESSIONAL DEVELOPMENT	0	0.00	9,000	0.00	9,000	0.00	9,000	0.00
COMMUNICATION SERV & SUPP	0	0.00	1,800	0.00	1,800	0.00	1,800	0.00
COMPUTER EQUIPMENT	0	0.00	15,138	0.00	15,138	0.00	15,138	0.00
OFFICE EQUIPMENT	0	0.00	47,616	0.00	47,616	0.00	47,616	0.00
MISCELLANEOUS EXPENSES	0	0.00	10,000	0.00	10,000	0.00	10,000	0.00
TOTAL - EE	0	0.00	97,990	0.00	97,990	0.00	97,990	0.00
PROGRAM DISTRIBUTIONS	0	0.00	0	0.00	0	0.00	3,000,000	0.00
TOTAL - PD	0	0.00	0	0.00	0	0.00	3,000,000	0.00
GRAND TOTAL	\$0	0.00	\$634,425	6.00	\$634,425	6.00	\$3,634,425	6.00
GENERAL REVENUE	\$0	0.00	\$634,425	6.00	\$634,425	6.00	\$3,634,425	6.00
FEDERAL FUNDS	\$0	0.00	\$0	0.00	\$0	0.00	\$0	0.00
OTHER FUNDS	\$0	0.00	\$0	0.00	\$0	0.00	\$0	0.00

CORE DECISION ITEM

Department Office of Administration	Budget Unit <u>5.055</u>
Division Personnel	
Core Employee Referral Program	HB Section <u>30820C</u>

1. CORE FINANCIAL SUMMARY

	FY 2025 Budget Request					FY 2025 Governor's Recommendation			
	GR	Federal	Other	Total		GR	Federal	Other	Total
PS	0	0	0	0	PS	0	0	0	0
EE	148,865	62,842	72,793	284,500	EE	148,865	0	0	148,865
PSD	0	0	0	0	PSD	0	0	0	0
TRF	0	0	0	0	TRF	0	0	0	0
Total	148,865	62,842	72,793	284,500	Total	148,865	0	0	148,865
FTE	0.00	0.00	0.00	0.00	FTE	0.00	0.00	0.00	0.00

Est. Fringe	0	0	0	0
--------------------	---	---	---	---

Note: Fringes budgeted in House Bill 5 except for certain fringes budgeted directly to MoDOT, Highway Patrol, and Conservation.

Est. Fringe	0	0	0	0
--------------------	---	---	---	---

Note: Fringes budgeted in House Bill 5 except for certain fringes budgeted directly to MoDOT, Highway Patrol, and Conservation.

Other Funds: _____

2. CORE DESCRIPTION

The Division of Personnel is transforming the State of Missouri's talent management approach to better serve the citizens of Missouri. We are committed to recruiting, retaining, and developing top talent across the State's ~50,000 employee enterprise. The division oversees statewide recruitment programs and initiatives to include a statewide employee referral program. The division coordinates a centralized effort that recognizes team members for successfully referring job applicants to work for the State of Missouri.

3. PROGRAM LISTING (list programs included in this core funding)

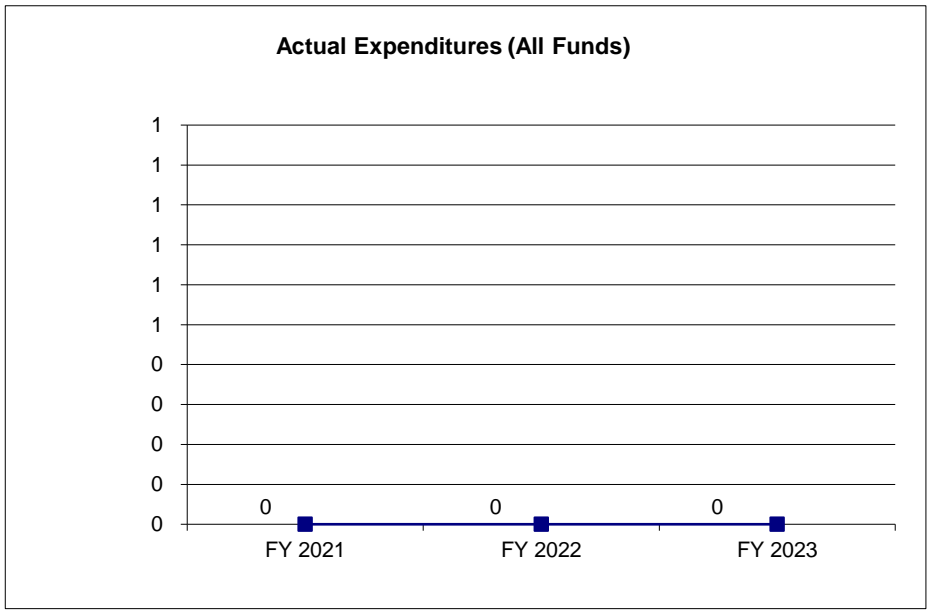
None

CORE DECISION ITEM

Department Office of Administration	Budget Unit <u>5.055</u>
Division Personnel	
Core Employee Referral Program	HB Section <u>30820C</u>

4. FINANCIAL HISTORY

	FY 2021 Actual	FY 2022 Actual	FY 2023 Actual	FY 2024 Current Yr.
Appropriation (All Funds)	0	0	0	284,500
Less Reverted (All Funds)	0	0	0	(4,466)
Less Restricted (All Funds)*	0	0	0	0
Budget Authority (All Funds)	0	0	0	280,034
Actual Expenditures (All Funds)	0	0	0	N/A
Unexpended (All Funds)	0	0	0	N/A
Unexpended, by Fund:				
General Revenue	0	0	0	N/A
Federal	0	0	0	N/A
Other	0	0	0	N/A



*Current Year restricted amount is as of _____.

Reverted includes the statutory three percent reserve amount (when applicable).

Restricted includes any Governor's expenditure restrictions which remained at the end of the fiscal year (when applicable).

NOTES:

CORE RECONCILIATION DETAIL

**STATE
EMPLOYEE REFERRAL PROGRAM**

5. CORE RECONCILIATION DETAIL

			Budget Class	FTE	GR	Federal	Other	Total	Explanation
TAFP AFTER VETOES									
			PS	0.00	148,865	62,842	72,793	284,500	
			Total	0.00	148,865	62,842	72,793	284,500	
DEPARTMENT CORE ADJUSTMENTS									
Core Reallocation	1624	3139	PS	0.00	(420)	0	0	(420)	Reallocation to combine multiple GR, FED, and OTHER appropriations into a single GR, FED, and OTHER appropriation. This mirrors how Employee Benefits are coded and will improve efficiency.
Core Reallocation	1624	3140	PS	0.00	0	(2,520)	0	(2,520)	Reallocation to combine multiple GR, FED, and OTHER appropriations into a single GR, FED, and OTHER appropriation. This mirrors how Employee Benefits are coded and will improve efficiency.
Core Reallocation	1624	3141	PS	0.00	0	0	(60)	(60)	Reallocation to combine multiple GR, FED, and OTHER appropriations into a single GR, FED, and OTHER appropriation. This mirrors how Employee Benefits are coded and will improve efficiency.
Core Reallocation	1624	3142	PS	0.00	(1,897)	0	0	(1,897)	Reallocation to combine multiple GR, FED, and OTHER appropriations into a single GR, FED, and OTHER appropriation. This mirrors how Employee Benefits are coded and will improve efficiency.

CORE RECONCILIATION DETAIL

**STATE
EMPLOYEE REFERRAL PROGRAM**

5. CORE RECONCILIATION DETAIL

		Budget Class	FTE	GR	Federal	Other	Total	Explanation
DEPARTMENT CORE ADJUSTMENTS								
Core Reallocation	1624 3143	PS	0.00	0	(19)	0	(19)	Reallocation to combine multiple GR, FED, and OTHER appropriations into a single GR, FED, and OTHER appropriation. This mirrors how Employee Benefits are coded and will improve efficiency.
Core Reallocation	1624 3144	PS	0.00	0	0	(2,084)	(2,084)	Reallocation to combine multiple GR, FED, and OTHER appropriations into a single GR, FED, and OTHER appropriation. This mirrors how Employee Benefits are coded and will improve efficiency.
Core Reallocation	1624 3146	PS	0.00	(10,000)	0	0	(10,000)	Reallocation to combine multiple GR, FED, and OTHER appropriations into a single GR, FED, and OTHER appropriation. This mirrors how Employee Benefits are coded and will improve efficiency.
Core Reallocation	1624 3148	PS	0.00	(15,000)	0	0	(15,000)	Reallocation to combine multiple GR, FED, and OTHER appropriations into a single GR, FED, and OTHER appropriation. This mirrors how Employee Benefits are coded and will improve efficiency.

CORE RECONCILIATION DETAIL

**STATE
EMPLOYEE REFERRAL PROGRAM**

5. CORE RECONCILIATION DETAIL

			Budget Class	FTE	GR	Federal	Other	Total	Explanation
DEPARTMENT CORE ADJUSTMENTS									
Core Reallocation	1624	3149	PS	0.00	(1,050)	0	0	(1,050)	Reallocation to combine multiple GR, FED, and OTHER appropriations into a single GR, FED, and OTHER appropriation. This mirrors how Employee Benefits are coded and will improve efficiency.
Core Reallocation	1624	3150	PS	0.00	0	(500)	0	(500)	Reallocation to combine multiple GR, FED, and OTHER appropriations into a single GR, FED, and OTHER appropriation. This mirrors how Employee Benefits are coded and will improve efficiency.
Core Reallocation	1624	3151	PS	0.00	0	0	(2,800)	(2,800)	Reallocation to combine multiple GR, FED, and OTHER appropriations into a single GR, FED, and OTHER appropriation. This mirrors how Employee Benefits are coded and will improve efficiency.
Core Reallocation	1624	3152	PS	0.00	(4,000)	0	0	(4,000)	Reallocation to combine multiple GR, FED, and OTHER appropriations into a single GR, FED, and OTHER appropriation. This mirrors how Employee Benefits are coded and will improve efficiency.

CORE RECONCILIATION DETAIL

**STATE
EMPLOYEE REFERRAL PROGRAM**

5. CORE RECONCILIATION DETAIL

			Budget Class	FTE	GR	Federal	Other	Total	Explanation
DEPARTMENT CORE ADJUSTMENTS									
Core Reallocation	1624	3153	PS	0.00	(205)	0	0	(205)	Reallocation to combine multiple GR, FED, and OTHER appropriations into a single GR, FED, and OTHER appropriation. This mirrors how Employee Benefits are coded and will improve efficiency.
Core Reallocation	1624	3156	PS	0.00	0	0	(1,000)	(1,000)	Reallocation to combine multiple GR, FED, and OTHER appropriations into a single GR, FED, and OTHER appropriation. This mirrors how Employee Benefits are coded and will improve efficiency.
Core Reallocation	1624	3157	PS	0.00	(500)	0	0	(500)	Reallocation to combine multiple GR, FED, and OTHER appropriations into a single GR, FED, and OTHER appropriation. This mirrors how Employee Benefits are coded and will improve efficiency.
Core Reallocation	1624	3158	PS	0.00	0	0	(8,000)	(8,000)	Reallocation to combine multiple GR, FED, and OTHER appropriations into a single GR, FED, and OTHER appropriation. This mirrors how Employee Benefits are coded and will improve efficiency.

CORE RECONCILIATION DETAIL

**STATE
EMPLOYEE REFERRAL PROGRAM**

5. CORE RECONCILIATION DETAIL

		Budget Class	FTE	GR	Federal	Other	Total	Explanation
DEPARTMENT CORE ADJUSTMENTS								
Core Reallocation	1624 3160	PS	0.00	(3,981)	0	0	(3,981)	Reallocation to combine multiple GR, FED, and OTHER appropriations into a single GR, FED, and OTHER appropriation. This mirrors how Employee Benefits are coded and will improve efficiency.
Core Reallocation	1624 3162	PS	0.00	0	(4,920)	0	(4,920)	Reallocation to combine multiple GR, FED, and OTHER appropriations into a single GR, FED, and OTHER appropriation. This mirrors how Employee Benefits are coded and will improve efficiency.
Core Reallocation	1624 3163	PS	0.00	0	0	(54,099)	(54,099)	Reallocation to combine multiple GR, FED, and OTHER appropriations into a single GR, FED, and OTHER appropriation. This mirrors how Employee Benefits are coded and will improve efficiency.
Core Reallocation	1624 3164	PS	0.00	(34,500)	0	0	(34,500)	Reallocation to combine multiple GR, FED, and OTHER appropriations into a single GR, FED, and OTHER appropriation. This mirrors how Employee Benefits are coded and will improve efficiency.

CORE RECONCILIATION DETAIL

**STATE
EMPLOYEE REFERRAL PROGRAM**

5. CORE RECONCILIATION DETAIL

			Budget Class	FTE	GR	Federal	Other	Total	Explanation
DEPARTMENT CORE ADJUSTMENTS									
Core Reallocation	1624	3167	PS	0.00	(20,000)	0	0	(20,000)	Reallocation to combine multiple GR, FED, and OTHER appropriations into a single GR, FED, and OTHER appropriation. This mirrors how Employee Benefits are coded and will improve efficiency.
Core Reallocation	1624	3169	PS	0.00	(34,812)	0	0	(34,812)	Reallocation to combine multiple GR, FED, and OTHER appropriations into a single GR, FED, and OTHER appropriation. This mirrors how Employee Benefits are coded and will improve efficiency.
Core Reallocation	1624	3185	PS	0.00	0	(46,088)	0	(46,088)	Reallocation to combine multiple GR, FED, and OTHER appropriations into a single GR, FED, and OTHER appropriation. This mirrors how Employee Benefits are coded and will improve efficiency.
Core Reallocation	1624	3193	PS	0.00	0	0	(2,750)	(2,750)	Reallocation to combine multiple GR, FED, and OTHER appropriations into a single GR, FED, and OTHER appropriation. This mirrors how Employee Benefits are coded and will improve efficiency.

CORE RECONCILIATION DETAIL

**STATE
EMPLOYEE REFERRAL PROGRAM**

5. CORE RECONCILIATION DETAIL

		Budget Class	FTE	GR	Federal	Other	Total	Explanation
DEPARTMENT CORE ADJUSTMENTS								
Core Reallocation	1624 3205	PS	0.00	(1,000)	0	0	(1,000)	Reallocation to combine multiple GR, FED, and OTHER appropriations into a single GR, FED, and OTHER appropriation. This mirrors how Employee Benefits are coded and will improve efficiency.
Core Reallocation	1624 3207	PS	0.00	0	(1,000)	0	(1,000)	Reallocation to combine multiple GR, FED, and OTHER appropriations into a single GR, FED, and OTHER appropriation. This mirrors how Employee Benefits are coded and will improve efficiency.
Core Reallocation	1624 3469	PS	0.00	0	(7,795)	0	(7,795)	Reallocation to combine multiple GR, FED, and OTHER appropriations into a single GR, FED, and OTHER appropriation. This mirrors how Employee Benefits are coded and will improve efficiency.
Core Reallocation	1624 3471	PS	0.00	0	0	(2,000)	(2,000)	Reallocation to combine multiple GR, FED, and OTHER appropriations into a single GR, FED, and OTHER appropriation. This mirrors how Employee Benefits are coded and will improve efficiency.

CORE RECONCILIATION DETAIL

**STATE
EMPLOYEE REFERRAL PROGRAM**

5. CORE RECONCILIATION DETAIL

			Budget Class	FTE	GR	Federal	Other	Total	Explanation
DEPARTMENT CORE ADJUSTMENTS									
Core Reallocation	1624	5835	PS	0.00	148,865	0	0	148,865	Reallocation to combine multiple GR, FED, and OTHER appropriations into a single GR, FED, and OTHER appropriation. This mirrors how Employee Benefits are coded and will improve efficiency.
Core Reallocation	1624	5838	PS	0.00	0	62,842	0	62,842	Reallocation to combine multiple GR, FED, and OTHER appropriations into a single GR, FED, and OTHER appropriation. This mirrors how Employee Benefits are coded and will improve efficiency.
Core Reallocation	1624	5839	PS	0.00	0	0	72,793	72,793	Reallocation to combine multiple GR, FED, and OTHER appropriations into a single GR, FED, and OTHER appropriation. This mirrors how Employee Benefits are coded and will improve efficiency.
Core Reallocation	1624	3138	PS	0.00	(21,500)	0	0	(21,500)	Reallocation to combine multiple GR, FED, and OTHER appropriations into a single GR, FED, and OTHER appropriation. This mirrors how Employee Benefits are coded and will improve efficiency.
NET DEPARTMENT CHANGES				0.00	0	0	0	0	

CORE RECONCILIATION DETAIL

**STATE
EMPLOYEE REFERRAL PROGRAM**

5. CORE RECONCILIATION DETAIL

		Budget Class	FTE	GR	Federal	Other	Total	Explanation
DEPARTMENT CORE REQUEST								
		PS	0.00	148,865	62,842	72,793	284,500	
		Total	0.00	148,865	62,842	72,793	284,500	
GOVERNOR'S ADDITIONAL CORE ADJUSTMENTS								
Core Reduction	2684 5839	PS	0.00	0	0	(72,793)	(72,793)	Core reduction of federal and other appropriation authority associated with the employee referral program.
Core Reduction	2684 5838	PS	0.00	0	(62,842)	0	(62,842)	Core reduction of federal and other appropriation authority associated with the employee referral program.
NET GOVERNOR CHANGES			0.00	0	(62,842)	(72,793)	(135,635)	
GOVERNOR'S RECOMMENDED CORE								
		PS	0.00	148,865	0	0	148,865	
		Total	0.00	148,865	0	0	148,865	

DECISION ITEM SUMMARY

Budget Unit									
Decision Item		FY 2023	FY 2023	FY 2024	FY 2024	FY 2025	FY 2025	FY 2025	FY 2025
Budget Object Summary		ACTUAL	ACTUAL	BUDGET	BUDGET	DEPT REQ	DEPT REQ	GOV REC	GOV REC
Fund		DOLLAR	FTE	DOLLAR	FTE	DOLLAR	FTE	DOLLAR	FTE
EMPLOYEE REFERRAL PROGRAM									
CORE									
PERSONAL SERVICES									
GENERAL REVENUE		0	0.00	148,865	0.00	148,865	0.00	148,865	0.00
DEPT OF LABOR RELATIONS ADMIN		0	0.00	7,795	0.00	7,795	0.00	0	0.00
DEPT OF REVENUE		0	0.00	19	0.00	19	0.00	0	0.00
AGRICULTURE-FEDERAL AND OTHER		0	0.00	500	0.00	500	0.00	0	0.00
DEPT PUBLIC SAFETY		0	0.00	4,920	0.00	4,920	0.00	0	0.00
DIV JOB DEVELOPMENT & TRAINING		0	0.00	2,520	0.00	2,520	0.00	0	0.00
ADJUTANT GENERAL-FEDERAL		0	0.00	1,000	0.00	1,000	0.00	0	0.00
DEPT OF SOC SERV FEDERAL & OTH		0	0.00	46,088	0.00	46,088	0.00	0	0.00
VETERANS' COMMISSION CI TRUST		0	0.00	54,099	0.00	54,099	0.00	0	0.00
MOTOR VEHICLE COMMISSION		0	0.00	2,084	0.00	2,084	0.00	0	0.00
PUBLIC SERVICE COMMISSION		0	0.00	8,000	0.00	8,000	0.00	0	0.00
HEALTHY FAMILIES TRUST		0	0.00	2,750	0.00	2,750	0.00	0	0.00
WORKERS COMP-SECOND INJURY		0	0.00	1,000	0.00	1,000	0.00	0	0.00
AGRICULTURE PROTECTION		0	0.00	2,800	0.00	2,800	0.00	0	0.00
MO YOUTH CHALLENGE FOUNDATION		0	0.00	60	0.00	60	0.00	0	0.00
MO REVOLVING INFO TECH TRUST		0	0.00	2,000	0.00	2,000	0.00	0	0.00
TOTAL - PS		0	0.00	284,500	0.00	284,500	0.00	148,865	0.00
TOTAL		0	0.00	284,500	0.00	284,500	0.00	148,865	0.00
Employee Referral GR Authority - 1300053									
PERSONAL SERVICES									
GENERAL REVENUE		0	0.00	0	0.00	0	0.00	257,135	0.00
TOTAL - PS		0	0.00	0	0.00	0	0.00	257,135	0.00
TOTAL		0	0.00	0	0.00	0	0.00	257,135	0.00
GRAND TOTAL		\$0	0.00	\$284,500	0.00	\$284,500	0.00	\$406,000	0.00

1/19/24 12:30

im_disummary

DECISION ITEM DETAIL

Budget Unit	FY 2023	FY 2023	FY 2024	FY 2024	FY 2025	FY 2025	FY 2025	FY 2025
Decision Item	ACTUAL	ACTUAL	BUDGET	BUDGET	DEPT REQ	DEPT REQ	GOV REC	GOV REC
Budget Object Class	DOLLAR	FTE	DOLLAR	FTE	DOLLAR	FTE	DOLLAR	FTE
EMPLOYEE REFERRAL PROGRAM								
CORE								
OTHER	0	0.00	284,500	0.00	284,500	0.00	148,865	0.00
TOTAL - PS	0	0.00	284,500	0.00	284,500	0.00	148,865	0.00
GRAND TOTAL	\$0	0.00	\$284,500	0.00	\$284,500	0.00	\$148,865	0.00
GENERAL REVENUE	\$0	0.00	\$148,865	0.00	\$148,865	0.00	\$148,865	0.00
FEDERAL FUNDS	\$0	0.00	\$62,842	0.00	\$62,842	0.00	\$0	0.00
OTHER FUNDS	\$0	0.00	\$72,793	0.00	\$72,793	0.00	\$0	0.00

NEW DECISION ITEM
RANK: _____ OF _____

Department Office of Administration	Budget Unit	<u>30820C</u>
Division Personnel		
DI Name Employee Referral GR Authority	DI#1300053	HB Section <u>5.055</u>

1. AMOUNT OF REQUEST

	FY 2025 Budget Request					FY 2025 Governor's Recommendation			
	GR	Federal	Other	Total		GR	Federal	Other	Total
PS	0	0	0	0	PS	257,135	0	0	257,135
EE	0	0	0	0	EE	0	0	0	0
PSD	0	0	0	0	PSD	0	0	0	0
TRF	0	0	0	0	TRF	0	0	0	0
Total	<u>0</u>	<u>0</u>	<u>0</u>	<u>0</u>	Total	<u>257,135</u>	<u>0</u>	<u>0</u>	<u>257,135</u>
FTE	0.00	0.00	0.00	0.00	FTE	0.00	0.00	0.00	0.00

Est. Fringe	0	0	0	0
--------------------	---	---	---	---

Note: Fringes budgeted in House Bill 5 except for certain fringes budgeted directly to MoDOT, Highway Patrol, and Conservation.

Est. Fringe	95,834	0	0	95,834
--------------------	--------	---	---	--------

Note: Fringes budgeted in House Bill 5 except for certain fringes budgeted directly to MoDOT, Highway Patrol, and Conservation.

Other Funds: _____
 Non-Counts: _____

2. THIS REQUEST CAN BE CATEGORIZED AS:

<input type="checkbox"/> New Legislation	<input type="checkbox"/> New Program	<input type="checkbox"/> Fund Switch
<input type="checkbox"/> Federal Mandate	<input type="checkbox"/> Program Expansion	<input type="checkbox"/> Cost to Continue
<input checked="" type="checkbox"/> GR Pick-Up	<input type="checkbox"/> Space Request	<input type="checkbox"/> Equipment Replacement
<input type="checkbox"/> Pay Plan	<input type="checkbox"/> Other: _____	

3. WHY IS THIS FUNDING NEEDED? PROVIDE AN EXPLANATION FOR ITEMS CHECKED IN #2. INCLUDE THE FEDERAL OR STATE STATUTORY OR CONSTITUTIONAL AUTHORIZATION FOR THIS PROGRAM.

This funding will provide additional general revenue appropriation authority to various state departments participating in the employee referral program. In FY24, federal and other funds were appropriated for the employee referral program. In the FY25 Gov Rec, all federal and other fund appropriation have been core reduced and replaced with general revenue appropriation authority in the equivalent amount. Additional general revenue appropriation authority has also been added to allow Department of Corrections to participate in the employee referral program.

NEW DECISION ITEM

RANK: _____ OF _____

Department Office of Administration	Budget Unit	30820C
Division Personnel		
DI Name Employee Referral GR Authority	DI#1300053 HB Section	5.055

4. DESCRIBE THE DETAILED ASSUMPTIONS USED TO DERIVE THE SPECIFIC REQUESTED AMOUNT. (How did you determine that the requested number of FTE were appropriate? From what source or standard did you derive the requested levels of funding? Were alternatives such as outsourcing or automation considered? If based on new legislation, does request tie to TAFP fiscal note? If not, explain why. Detail which portions of the request are one-times and how those amounts were calculated.)

Eligible employees who successfully refer a candidate will be eligible for \$250 or \$500 at the new team member's 90-day tenure. The \$500 is awarded to employees who refer candidates to positions that have been identified in each agency as difficult to fill. Candidates must also be hired into a full-time, benefit eligible position as advertised on MO Careers. Candidates must be a first-time hire or a candidate who has not been employed by the State of Missouri within the last six months before application submission. The new Employee Referral Program officially launched on January 1, 2024.

NEW DECISION ITEM
RANK: _____ OF _____

Department Office of Administration	Budget Unit <u>30820C</u>
Division Personnel	
DI Name Employee Referral GR Authority	DI#1300053 HB Section <u>5.055</u>

5. BREAK DOWN THE REQUEST BY BUDGET OBJECT CLASS, JOB CLASS, AND FUND SOURCE. IDENTIFY ONE-TIME COSTS.									
Budget Object Class/Job Class	Dept Req GR DOLLARS	Dept Req GR FTE	Dept Req FED DOLLARS	Dept Req FED FTE	Dept Req OTHER DOLLARS	Dept Req OTHER FTE	Dept Req TOTAL DOLLARS	Dept Req TOTAL FTE	Dept Req One-Time DOLLARS
Total PS	0	0.00	0	0.0	0	0.0	0	0.0	0
Total EE	0		0		0		0		0
Program Distributions Total PSD	0		0		0		0		0
Transfers Total TRF	0		0		0		0		0
Grand Total	0	0.0	0	0.0	0	0.0	0	0.0	0

NEW DECISION ITEM

RANK: _____ OF _____

Department Office of Administration					Budget Unit <u>30820C</u>				
Division Personnel									
DI Name Employee Referral GR Authority					DI#1300053 HB Section <u>5.055</u>				
	Gov Rec	Gov Rec	Gov Rec	Gov Rec	Gov Rec	Gov Rec	Gov Rec	Gov Rec	Gov Rec
	GR	GR	FED	FED	OTHER	OTHER	TOTAL	TOTAL	One-Time
Budget Object Class/Job Class	DOLLARS	FTE	DOLLARS	FTE	DOLLARS	FTE	DOLLARS	FTE	DOLLARS
							0		
Total PS	257,135		0		0		257,135	0.0	
	<u>257,135</u>	0.0	0		0		257,135	0.0	0
							0		
Total EE	<u>0</u>		<u>0</u>		<u>0</u>		<u>0</u>		<u>0</u>
Program Distributions							0		
Total PSD	<u>0</u>		<u>0</u>		<u>0</u>		<u>0</u>		<u>0</u>
Transfers							0		
Total TRF	<u>0</u>		<u>0</u>		<u>0</u>		<u>0</u>		<u>0</u>
Grand Total	<u>257,135</u>	0.0	0		0		257,135	0.0	0

DECISION ITEM DETAIL

Budget Unit	FY 2023	FY 2023	FY 2024	FY 2024	FY 2025	FY 2025	FY 2025	FY 2025
Decision Item	ACTUAL	ACTUAL	BUDGET	BUDGET	DEPT REQ	DEPT REQ	GOV REC	GOV REC
Budget Object Class	DOLLAR	FTE	DOLLAR	FTE	DOLLAR	FTE	DOLLAR	FTE
EMPLOYEE REFERRAL PROGRAM								
Employee Referral GR Authority - 1300053								
OTHER	0	0.00	0	0.00	0	0.00	257,135	0.00
TOTAL - PS	0	0.00	0	0.00	0	0.00	257,135	0.00
GRAND TOTAL	\$0	0.00	\$0	0.00	\$0	0.00	\$257,135	0.00
GENERAL REVENUE	\$0	0.00	\$0	0.00	\$0	0.00	\$257,135	0.00
FEDERAL FUNDS	\$0	0.00	\$0	0.00	\$0	0.00	\$0	0.00
OTHER FUNDS	\$0	0.00	\$0	0.00	\$0	0.00	\$0	0.00

PROGRAM DESCRIPTION

Department Office of Administration

HB Section(s): 5.055

Program Name Employee Referral Program

Program is found in the following core budget(s): Division of Personnel

1a. What strategic priority does this program address?

A recruitment focus of filling open job vacancies across the State of Missouri.

1b. What does this program do?

The employee referral program leverages existing team members to identify and recommend potential candidates for job vacancies, helping the State attract qualified talent more efficiently and cost-effectively. This will have a positive impact on recruitment and retention overall. Engaging current team members contributes to enhancing the workplace culture and boosting team member engagement as referring team members will become more invested in the success and integration of newly referred team members.

2a. Provide an activity measure(s) for the program.

Number of applicants referred by current state team members

2b. Provide a measure(s) of the program's quality.

Increase in retention/longevity of referred team members

2c. Provide a measure(s) of the program's impact.

Increase State of Missouri's applicant referral rate from 10% to 20%

PROGRAM DESCRIPTION

Department Office of Administration

HB Section(s): 5.055


Program Name Employee Referral Program

Program is found in the following core budget(s): Division of Personnel

2d. Provide a measure(s) of the program's efficiency.

Timeliness of processing referrals and reduced hiring costs

3. Provide actual expenditures for the prior three fiscal years and planned expenditures for the current fiscal year. (Note: Amounts do not include fringe benefit costs.)



4. What are the sources of the "Other " funds?

N/A

5. What is the authorization for this program, i.e., federal or state statute, etc.? (Include the federal program number, if applicable.)

Chapter 36 RSMo

6. Are there federal matching requirements? If yes, please explain.

No

7. Is this a federally mandated program? If yes, please explain.

No

CORE DECISION ITEM

Department Office of Administration	Budget Unit <u>30821C</u>
Division Personnel	
Core Analytical Data for Hiring	HB Section <u>5.055</u>

1. CORE FINANCIAL SUMMARY

	FY 2025 Budget Request					FY 2025 Governor's Recommendation			
	GR	Federal	Other	Total		GR	Federal	Other	Total
PS	0	0	0	0	PS	0	0	0	0
EE	2,200,000	0	0	2,200,000	EE	2,200,000	0	0	2,200,000
PSD	0	0	0	0	PSD	0	0	0	0
TRF	0	0	0	0	TRF	0	0	0	0
Total	2,200,000	0	0	2,200,000	Total	2,200,000	0	0	2,200,000
FTE	0.00	0.00	0.00	0.00	FTE	0.00	0.00	0.00	0.00

Est. Fringe	0	0	0	0
--------------------	---	---	---	---

Note: Fringes budgeted in House Bill 5 except for certain fringes budgeted directly to MoDOT, Highway Patrol, and Conservation.

Est. Fringe	0	0	0	0
--------------------	---	---	---	---

Note: Fringes budgeted in House Bill 5 except for certain fringes budgeted directly to MoDOT, Highway Patrol, and Conservation.

Other Funds:

Other Funds:

2. CORE DESCRIPTION

The Division of Personnel is transforming the State of Missouri’s talent management approach to better serve the citizens of Missouri. We are committed to recruiting, retaining and developing top talent across the State’s ~50,000 employee enterprise. In an effort to enhance the team member journey, DOP extracts valuable insights from workforce data and equips leaders across the State to take informed action. People analysis allows the Division to assess organizational culture to address turnover and retention challenges, uncover factors contributing to employee disengagement and identify high-impact areas and opportunities for talent development and team engagement. Data analytics provide valuable insights that enable informed decision-making and shape the future of training, hiring, and retaining the workforce.

3. PROGRAM LISTING (list programs included in this core funding)

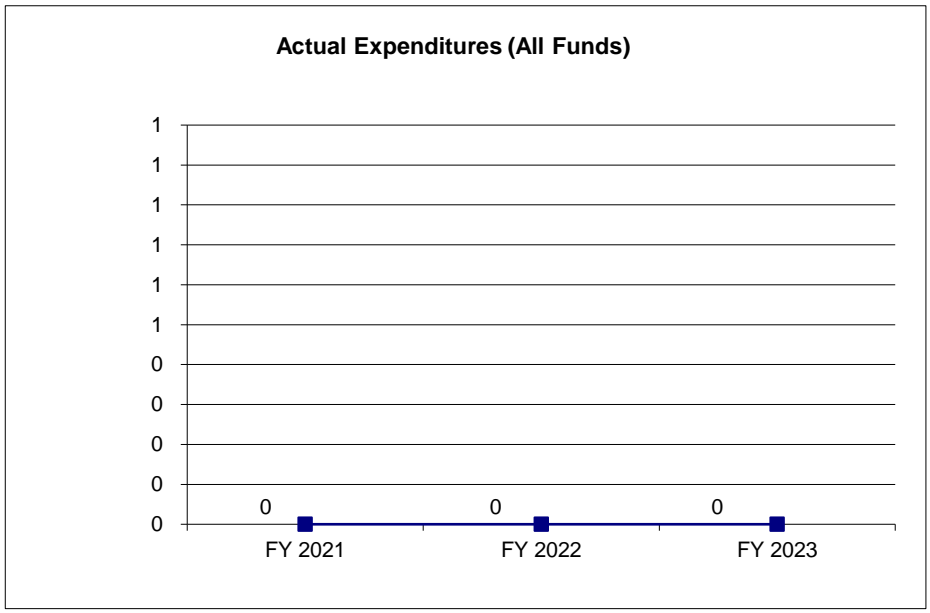
None

CORE DECISION ITEM

Department Office of Administration	Budget Unit <u>30821C</u>
Division Personnel	
Core Analytical Data for Hiring	HB Section <u>5.055</u>

4. FINANCIAL HISTORY

	FY 2021 Actual	FY 2022 Actual	FY 2023 Actual	FY 2024 Current Yr.
Appropriation (All Funds)	0	0	0	2,200,000
Less Reverted (All Funds)	0	0	0	0
Less Restricted (All Funds)*	0	0	0	0
Budget Authority (All Funds)	0	0	0	2,200,000
Actual Expenditures (All Funds)	0	0	0	N/A
Unexpended (All Funds)	0	0	0	N/A
Unexpended, by Fund:				
General Revenue	0	0	0	N/A
Federal	0	0	0	N/A
Other	0	0	0	N/A



*Current Year restricted amount is as of _____.

Reverted includes the statutory three percent reserve amount (when applicable).

Restricted includes any Governor's expenditure restrictions which remained at the end of the fiscal year (when applicable).

NOTES:

CORE RECONCILIATION DETAIL

**STATE
ANALYTICAL DATA FOR HIRING**

5. CORE RECONCILIATION DETAIL

	Budget Class	FTE	GR	Federal	Other	Total	Explanation
TAFP AFTER VETOES							
	EE	0.00	2,200,000	0	0	2,200,000	
	Total	0.00	2,200,000	0	0	2,200,000	
DEPARTMENT CORE REQUEST							
	EE	0.00	2,200,000	0	0	2,200,000	
	Total	0.00	2,200,000	0	0	2,200,000	
GOVERNOR'S RECOMMENDED CORE							
	EE	0.00	2,200,000	0	0	2,200,000	
	Total	0.00	2,200,000	0	0	2,200,000	

DECISION ITEM SUMMARY

Budget Unit								
Decision Item	FY 2023	FY 2023	FY 2024	FY 2024	FY 2025	FY 2025	FY 2025	FY 2025
Budget Object Summary	ACTUAL	ACTUAL	BUDGET	BUDGET	DEPT REQ	DEPT REQ	GOV REC	GOV REC
Fund	DOLLAR	FTE	DOLLAR	FTE	DOLLAR	FTE	DOLLAR	FTE
ANALYTICAL DATA FOR HIRING								
CORE								
EXPENSE & EQUIPMENT								
GENERAL REVENUE	0	0.00	2,200,000	0.00	2,200,000	0.00	2,200,000	0.00
TOTAL - EE	0	0.00	2,200,000	0.00	2,200,000	0.00	2,200,000	0.00
TOTAL	0	0.00	2,200,000	0.00	2,200,000	0.00	2,200,000	0.00
GRAND TOTAL	\$0	0.00	\$2,200,000	0.00	\$2,200,000	0.00	\$2,200,000	0.00

DECISION ITEM DETAIL

Budget Unit	FY 2023	FY 2023	FY 2024	FY 2024	FY 2025	FY 2025	FY 2025	FY 2025
Decision Item	ACTUAL	ACTUAL	BUDGET	BUDGET	DEPT REQ	DEPT REQ	GOV REC	GOV REC
Budget Object Class	DOLLAR	FTE	DOLLAR	FTE	DOLLAR	FTE	DOLLAR	FTE
ANALYTICAL DATA FOR HIRING								
CORE								
PROFESSIONAL SERVICES	0	0.00	2,200,000	0.00	2,200,000	0.00	2,200,000	0.00
TOTAL - EE	0	0.00	2,200,000	0.00	2,200,000	0.00	2,200,000	0.00
GRAND TOTAL	\$0	0.00	\$2,200,000	0.00	\$2,200,000	0.00	\$2,200,000	0.00
GENERAL REVENUE	\$0	0.00	\$2,200,000	0.00	\$2,200,000	0.00	\$2,200,000	0.00
FEDERAL FUNDS	\$0	0.00	\$0	0.00	\$0	0.00	\$0	0.00
OTHER FUNDS	\$0	0.00	\$0	0.00	\$0	0.00	\$0	0.00

PROGRAM DESCRIPTION

Department Office of Administration

HB Section(s): 5.055

Program Name Analytical Data for Hiring

Program is found in the following core budget(s): Personnel

1a. What strategic priority does this program address?

The program addresses the strategic priority of talent management and workforce optimization. It emphasizes the importance of recruiting, retaining, and developing top talent while utilizing data-driven insights to support and inform leadership decisions, ultimately optimizing the workforce for the organization's goals.

- **Talent Acquisition and Recruitment:** Using algorithm-based assessment to target recruitment strategies to attract top talent effectively
- **Employee Engagement and Retention:** Investing in employee engagement initiatives, training, and development programs to directly address retaining valuable employees and reducing turnover
- **Organization Culture and Team Member Experience:** Aimed at fostering a positive organizational culture and improving the team member experience

1b. What does this program do?

The program uses algorithm-based assessments to target recruitment strategies for attracting top talent. Additionally, it utilizes data insights to invest in employee engagement initiatives, training and development programs, and initiatives that promote a positive organizational culture. The overall goal is to enhance the team member experience and reduce turnover within the organization.

2a. Provide an activity measure(s) for the program.

Increase in statewide Quarterly Pulse Survey responses

2b. Provide a measure(s) of the program's quality.

Decrease in voluntary turnover rates and increase in rate of retention for new team members with less than 12 months of State service

PROGRAM DESCRIPTION

Department Office of Administration

HB Section(s): 5.055

Program Name Analytical Data for Hiring

Program is found in the following core budget(s): Personnel

2c. Provide a measure(s) of the program's impact.

Decrease in state workforce total turnover

PROGRAM DESCRIPTION

Department Office of Administration

HB Section(s): 5.055

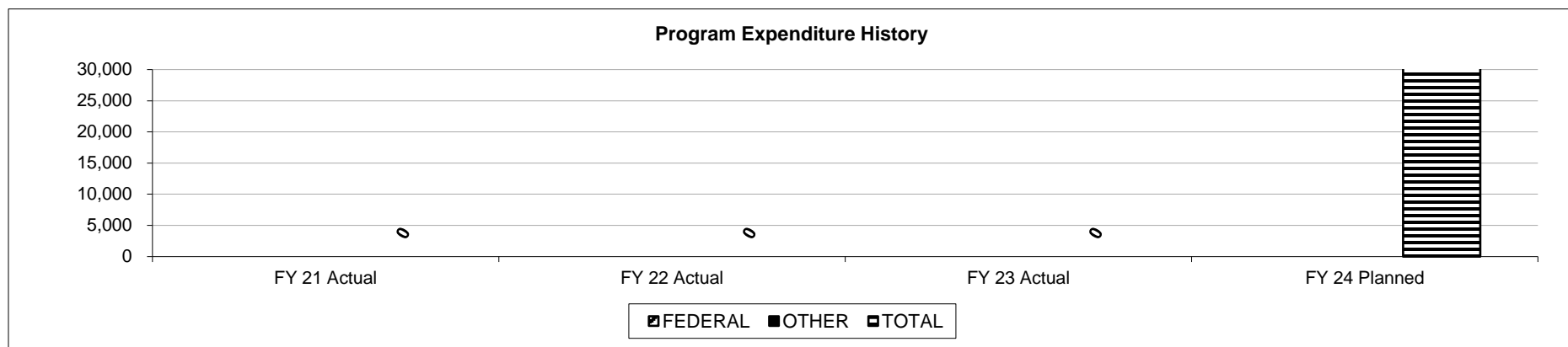
Program Name Analytical Data for Hiring

Program is found in the following core budget(s): Personnel

2d. Provide a measure(s) of the program's efficiency.

Decrease in statewide turnover costs

3. Provide actual expenditures for the prior three fiscal years and planned expenditures for the current fiscal year. (Note: Amounts do not include fringe benefit costs.)



4. What are the sources of the "Other " funds?

Varies

5. What is the authorization for this program, i.e., federal or state statute, etc.? (Include the federal program number, if applicable.)

None

6. Are there federal matching requirements? If yes, please explain.

No

7. Is this a federally mandated program? If yes, please explain.

No

CORE DECISION ITEM

Department Office of Administration	Budget Unit	30819C
Division Personnel		
Core Rewards and Recognition Program	HB Section	5.060

1. CORE FINANCIAL SUMMARY

	FY 2025 Budget Request					FY 2025 Governor's Recommendation			
	GR	Federal	Other	Total		GR	Federal	Other	Total
PS	0	0	0	0	PS	0	0	0	0
EE	6,663,450	0	0	6,663,450	EE	6,663,450	0	0	6,663,450
PSD	0	0	0	0	PSD	0	0	0	0
TRF	0	0	0	0	TRF	0	0	0	0
Total	6,663,450	0	0	6,663,450	Total	6,663,450	0	0	6,663,450
FTE	0.00	0.00	0.00	0.00	FTE	0.00	0.00	0.00	0.00

Est. Fringe	0	0	0	0
--------------------	---	---	---	---

Note: Fringes budgeted in House Bill 5 except for certain fringes budgeted directly to MoDOT, Highway Patrol, and Conservation.

Est. Fringe	0	0	0	0
--------------------	---	---	---	---

Note: Fringes budgeted in House Bill 5 except for certain fringes budgeted directly to MoDOT, Highway Patrol, and Conservation.

Other Funds:

Other Funds:

2. CORE DESCRIPTION

The Division of Personnel is transforming the State of Missouri's talent management approach to better serve the citizens of Missouri. We are committed to recruiting, retaining, and developing top talent across the State's ~50,000 employee enterprise. The division oversees statewide rewards and recognition programs to include the Professional and Leadership Development Award (PLDA). The division coordinates with Human Resource professionals from each of the 17 executive departments to reward and recognize the top performers amongst State team members by investing in their professional development through PLDA.

3. PROGRAM LISTING (list programs included in this core funding)

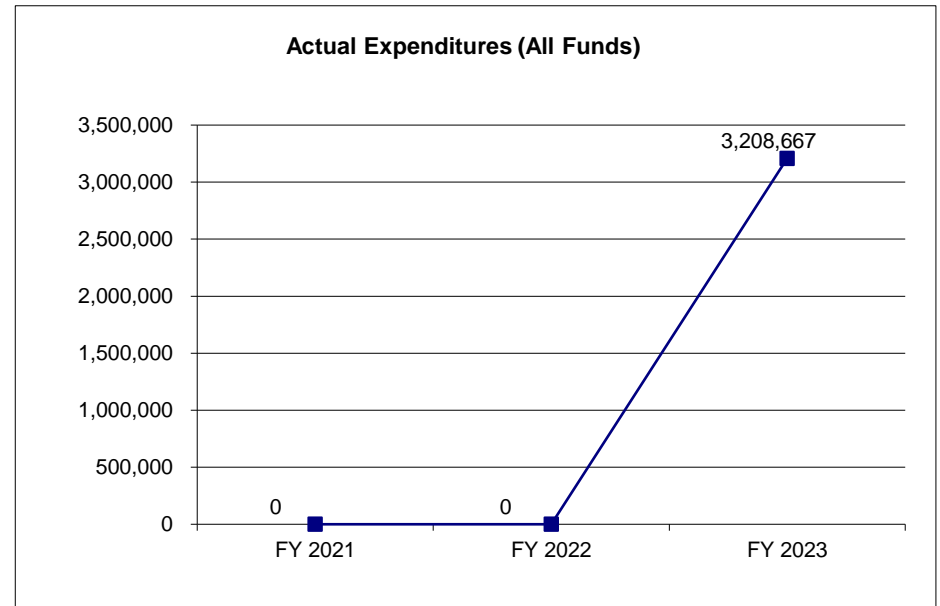
Professional and Leadership Development Award (PLDA)

CORE DECISION ITEM

Department Office of Administration	Budget Unit <u>30819C</u>
Division Personnel	
Core Rewards and Recognition Program	HB Section <u>5.060</u>

4. FINANCIAL HISTORY

	FY 2021 Actual	FY 2022 Actual	FY 2023 Actual	FY 2024 Current Yr.
Appropriation (All Funds)	0	0	6,663,450	6,663,450
Less Reverted (All Funds)	0	0	(199,903)	(199,904)
Less Restricted (All Funds)*	0	0	0	0
Budget Authority (All Funds)	0	0	6,463,547	6,463,546
Actual Expenditures (All Funds)	0	0	3,208,667	N/A
Unexpended (All Funds)	0	0	3,254,880	N/A
Unexpended, by Fund:				
General Revenue	0	0	3,254,880	N/A
Federal	0	0	0	N/A
Other	0	0	0	N/A
			(1)	



*Current Year restricted amount is as of _____.

Reverted includes the statutory three percent reserve amount (when applicable).

Restricted includes any Governor's expenditure restrictions which remained at the end of the fiscal year (when applicable).

NOTES:

(1) The PLDA program launched in FY 2023.

CORE RECONCILIATION DETAIL

**STATE
REWARDS & RECOGNITION**

5. CORE RECONCILIATION DETAIL

	Budget Class	FTE	GR	Federal	Other	Total	Explanation
TAFP AFTER VETOES							
	PD	0.00	6,663,450	0	0	6,663,450	
	Total	0.00	6,663,450	0	0	6,663,450	
DEPARTMENT CORE REQUEST							
	PD	0.00	6,663,450	0	0	6,663,450	
	Total	0.00	6,663,450	0	0	6,663,450	
GOVERNOR'S RECOMMENDED CORE							
	PD	0.00	6,663,450	0	0	6,663,450	
	Total	0.00	6,663,450	0	0	6,663,450	

DECISION ITEM SUMMARY

Budget Unit								
Decision Item	FY 2023	FY 2023	FY 2024	FY 2024	FY 2025	FY 2025	FY 2025	FY 2025
Budget Object Summary	ACTUAL	ACTUAL	BUDGET	BUDGET	DEPT REQ	DEPT REQ	GOV REC	GOV REC
Fund	DOLLAR	FTE	DOLLAR	FTE	DOLLAR	FTE	DOLLAR	FTE
REWARDS & RECOGNITION								
CORE								
EXPENSE & EQUIPMENT								
GENERAL REVENUE	3,202,562	0.00	0	0.00	0	0.00	0	0.00
TOTAL - EE	3,202,562	0.00	0	0.00	0	0.00	0	0.00
PROGRAM-SPECIFIC								
GENERAL REVENUE	6,105	0.00	6,663,450	0.00	6,663,450	0.00	6,663,450	0.00
TOTAL - PD	6,105	0.00	6,663,450	0.00	6,663,450	0.00	6,663,450	0.00
TOTAL	3,208,667	0.00	6,663,450	0.00	6,663,450	0.00	6,663,450	0.00
GRAND TOTAL	\$3,208,667	0.00	\$6,663,450	0.00	\$6,663,450	0.00	\$6,663,450	0.00

DECISION ITEM DETAIL

Budget Unit	FY 2023	FY 2023	FY 2024	FY 2024	FY 2025	FY 2025	FY 2025	FY 2025
Decision Item	ACTUAL	ACTUAL	BUDGET	BUDGET	DEPT REQ	DEPT REQ	GOV REC	GOV REC
Budget Object Class	DOLLAR	FTE	DOLLAR	FTE	DOLLAR	FTE	DOLLAR	FTE
REWARDS & RECOGNITION								
CORE								
TRAVEL, IN-STATE	221,378	0.00	0	0.00	0	0.00	0	0.00
TRAVEL, OUT-OF-STATE	430,498	0.00	0	0.00	0	0.00	0	0.00
SUPPLIES	375,274	0.00	0	0.00	0	0.00	0	0.00
PROFESSIONAL DEVELOPMENT	1,910,617	0.00	0	0.00	0	0.00	0	0.00
PROFESSIONAL SERVICES	30,067	0.00	0	0.00	0	0.00	0	0.00
M&R SERVICES	183,341	0.00	0	0.00	0	0.00	0	0.00
OTHER EQUIPMENT	1,239	0.00	0	0.00	0	0.00	0	0.00
BUILDING LEASE PAYMENTS	10,500	0.00	0	0.00	0	0.00	0	0.00
EQUIPMENT RENTALS & LEASES	1,170	0.00	0	0.00	0	0.00	0	0.00
MISCELLANEOUS EXPENSES	38,478	0.00	0	0.00	0	0.00	0	0.00
TOTAL - EE	3,202,562	0.00	0	0.00	0	0.00	0	0.00
PROGRAM DISTRIBUTIONS	6,105	0.00	6,663,450	0.00	6,663,450	0.00	6,663,450	0.00
TOTAL - PD	6,105	0.00	6,663,450	0.00	6,663,450	0.00	6,663,450	0.00
GRAND TOTAL	\$3,208,667	0.00	\$6,663,450	0.00	\$6,663,450	0.00	\$6,663,450	0.00
GENERAL REVENUE	\$3,208,667	0.00	\$6,663,450	0.00	\$6,663,450	0.00	\$6,663,450	0.00
FEDERAL FUNDS	\$0	0.00	\$0	0.00	\$0	0.00	\$0	0.00
OTHER FUNDS	\$0	0.00	\$0	0.00	\$0	0.00	\$0	0.00

PROGRAM DESCRIPTION

Department Office of Administration _____

HB Section(s): 5.060

Program Name Rewards and Recognition _____

Program is found in the following core budget(s): Division of Personnel

1a. What strategic priority does this program address?

The strategic priority of this program is to support and reward the top 10% of performers in each executive agency.

1b. What does this program do?

The Rewards and Recognition Program, Professional and Leadership Development Award (PLDA), coordinates state-wide performance management to reward and recognize state team members for exemplary performance. Our goal is to pursue and implement opportunities to allow state government to stay competitive with private and public sector companies. The program is focused on retaining and honoring top talent while using state dollars

2a. Provide an activity measure(s) for the program.

Number of professional development opportunities provided to team members through PLDA

2b. Provide a measure(s) of the program's quality.

Increase in professional development opportunities and state team member's perception of attractive incentives captured through the statewide Quarterly Pulse Survey (QPS)

2c. Provide a measure(s) of the program's impact.

Increase in retention and promotions of reward recipients over time

PROGRAM DESCRIPTION

Department Office of Administration _____

HB Section(s): 5.060

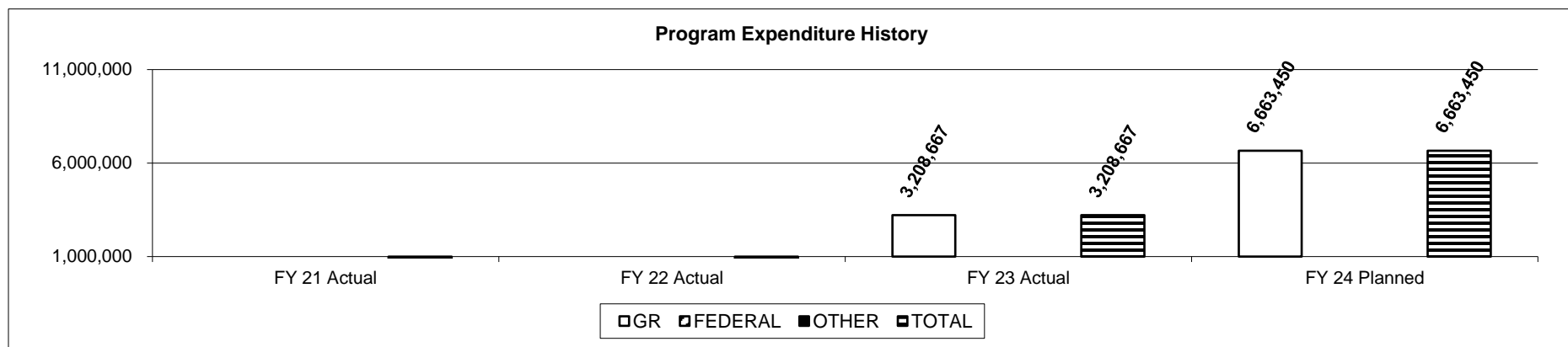
Program Name Rewards and Recognition _____

Program is found in the following core budget(s): Division of Personnel

2d. Provide a measure(s) of the program's efficiency.

Direct expenditures per learner

3. Provide actual expenditures for the prior three fiscal years and planned expenditures for the current fiscal year. (Note: Amounts do not include fringe benefit costs.)



4. What are the sources of the "Other " funds?

None

5. What is the authorization for this program, i.e., federal or state statute, etc.? (Include the federal program number, if applicable.)

Chapter 36 RSMo

6. Are there federal matching requirements? If yes, please explain.

No

7. Is this a federally mandated program? If yes, please explain.

No

CORE DECISION ITEM

<u>Department Office of Administration</u>	Budget Unit <u>30818C</u>
<u>Division Personnel</u>	
<u>Core MO MoRE Program - Employee Suggestion Award</u>	HB Section <u>5.065</u>

1. CORE FINANCIAL SUMMARY

	FY 2025 Budget Request					FY 2025 Governor's Recommendation			
	GR	Federal	Other	Total		GR	Federal	Other	Total
PS	19,000	0	0	19,000	PS	19,000	0	0	19,000
EE	1,000	0	0	1,000	EE	1,000	0	0	1,000
PSD	0	0	0	0	PSD	0	0	0	0
TRF	0	0	0	0	TRF	0	0	0	0
Total	20,000	0	0	20,000	Total	20,000	0	0	20,000
FTE	0.00	0.00	0.00	0.00	FTE	0.00	0.00	0.00	0.00
Est. Fringe	6,336	0	0	6,336	Est. Fringe	6,336	0	0	6,336
<i>Note: Fringes budgeted in House Bill 5 except for certain fringes budgeted directly to MoDOT, Highway Patrol, and Conservation.</i>					<i>Note: Fringes budgeted in House Bill 5 except for certain fringes budgeted directly to MoDOT, Highway Patrol, and Conservation.</i>				
Other Funds:					Other Funds:				

2. CORE DESCRIPTION

The State Employee Suggestion Program, Missouri Relies on Everyone (MoRE), provides state employees with an opportunity to share their ideas, suggestions, or recommendations. The Program also provides a way to identify, recognize and reward the ingenuity and commitment to excellence of state employees for their suggestions.

3. PROGRAM LISTING (list programs included in this core funding)

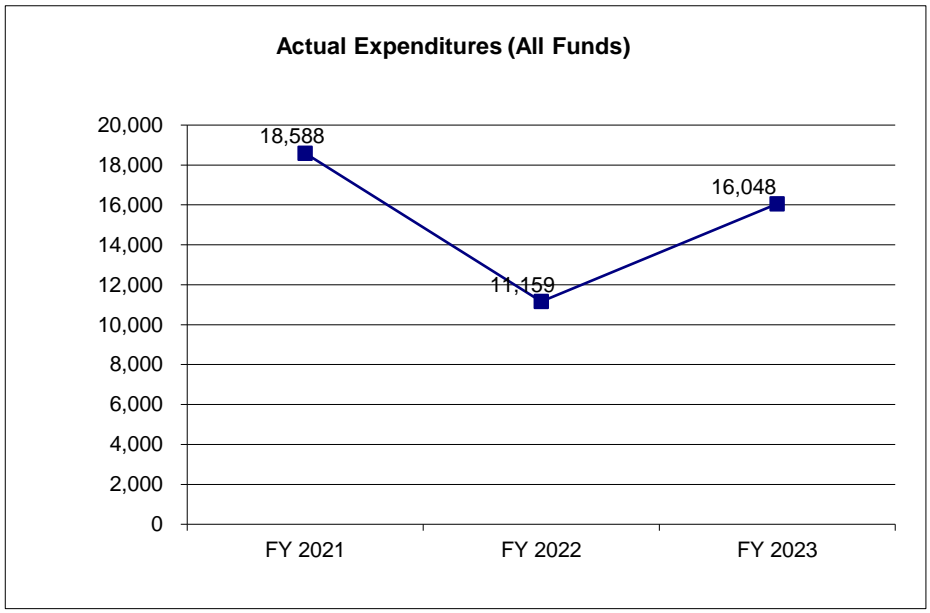
Show Me Challenge

CORE DECISION ITEM

Department Office of Administration	Budget Unit <u>30818C</u>
Division Personnel	
Core MO MoRE Program - Employee Suggestion Award	HB Section <u>5.065</u>

4. FINANCIAL HISTORY

	FY 2021 Actual	FY 2022 Actual	FY 2023 Actual	FY 2024 Current Yr.
Appropriation (All Funds)	20,000	20,000	20,000	20,000
Less Reverted (All Funds)	(600)	(600)	(600)	(600)
Less Restricted (All Funds)*	0	0	0	0
Budget Authority (All Funds)	19,400	19,400	19,400	19,400
Actual Expenditures (All Funds)	18,588	11,159	16,048	N/A
Unexpended (All Funds)	812	8,241	3,352	N/A
Unexpended, by Fund:				
General Revenue	812	8,241	3,352	N/A
Federal	0	0	0	N/A
Other	0	0	0	N/A
		(1)		



*Current Year restricted amount is as of _____.

Reverted includes the statutory three percent reserve amount (when applicable).
 Restricted includes any Governor's expenditure restrictions which remained at the end of the fiscal year (when applicable).

NOTES:

(1) Unexpended General Revenue in FY 2022 is the result of only one of the two Show Me Challenge cycles being held.

CORE RECONCILIATION DETAIL

**STATE
EMPLOYEE SUGGESTION AWARD**

5. CORE RECONCILIATION DETAIL

	Budget Class	FTE	GR	Federal	Other	Total	Explanation
TAFP AFTER VETOES							
	PS	0.00	19,000	0	0	19,000	
	EE	0.00	1,000	0	0	1,000	
	Total	0.00	20,000	0	0	20,000	
DEPARTMENT CORE REQUEST							
	PS	0.00	19,000	0	0	19,000	
	EE	0.00	1,000	0	0	1,000	
	Total	0.00	20,000	0	0	20,000	
GOVERNOR'S RECOMMENDED CORE							
	PS	0.00	19,000	0	0	19,000	
	EE	0.00	1,000	0	0	1,000	
	Total	0.00	20,000	0	0	20,000	

DECISION ITEM SUMMARY

Budget Unit								
Decision Item	FY 2023	FY 2023	FY 2024	FY 2024	FY 2025	FY 2025	FY 2025	FY 2025
Budget Object Summary	ACTUAL	ACTUAL	BUDGET	BUDGET	DEPT REQ	DEPT REQ	GOV REC	GOV REC
Fund	DOLLAR	FTE	DOLLAR	FTE	DOLLAR	FTE	DOLLAR	FTE
EMPLOYEE SUGGESTION AWARD								
CORE								
PERSONAL SERVICES								
GENERAL REVENUE	15,250	0.00	19,000	0.00	19,000	0.00	19,000	0.00
TOTAL - PS	15,250	0.00	19,000	0.00	19,000	0.00	19,000	0.00
EXPENSE & EQUIPMENT								
GENERAL REVENUE	798	0.00	1,000	0.00	1,000	0.00	1,000	0.00
TOTAL - EE	798	0.00	1,000	0.00	1,000	0.00	1,000	0.00
TOTAL	16,048	0.00	20,000	0.00	20,000	0.00	20,000	0.00
GRAND TOTAL	\$16,048	0.00	\$20,000	0.00	\$20,000	0.00	\$20,000	0.00

DECISION ITEM DETAIL

Budget Unit	FY 2023	FY 2023	FY 2024	FY 2024	FY 2025	FY 2025	FY 2025	FY 2025
Decision Item	ACTUAL	ACTUAL	BUDGET	BUDGET	DEPT REQ	DEPT REQ	GOV REC	GOV REC
Budget Object Class	DOLLAR	FTE	DOLLAR	FTE	DOLLAR	FTE	DOLLAR	FTE
EMPLOYEE SUGGESTION AWARD								
CORE								
DESIGNATED PRINCIPAL ASST DIV	1,000	0.00	0	0.00	0	0.00	0	0.00
OUT-STATE AUDIT PERSONNEL	1,500	0.00	0	0.00	0	0.00	0	0.00
SPECIAL ASST PROFESSIONAL	150	0.00	0	0.00	0	0.00	0	0.00
ADMINISTRATIVE MANAGER	100	0.00	0	0.00	0	0.00	0	0.00
SENIOR PROGRAM SPECIALIST	300	0.00	0	0.00	0	0.00	0	0.00
SR STAFF DEV TRAINING SPEC	1,000	0.00	0	0.00	0	0.00	0	0.00
HUMAN RESOURCES GENERALIST	1,000	0.00	0	0.00	0	0.00	0	0.00
HUMAN RESOURCES CONSULTANT	2,300	0.00	0	0.00	0	0.00	0	0.00
SR HUMAN RESOURCES CONSULTANT	1,100	0.00	0	0.00	0	0.00	0	0.00
HUMAN RESOURCES PROGRAM COORI	1,000	0.00	0	0.00	0	0.00	0	0.00
HUMAN RESOURCES PROGRAM DIRCTF	100	0.00	0	0.00	0	0.00	0	0.00
SOCIAL SERVICES SPECIALIST	1,500	0.00	0	0.00	0	0.00	0	0.00
SR SOCIAL SERVICES SPECIALIST	1,500	0.00	0	0.00	0	0.00	0	0.00
SOCIAL SVCS UNIT SUPERVISOR	1,050	0.00	0	0.00	0	0.00	0	0.00
YOUTH SERVICES MANAGER	150	0.00	0	0.00	0	0.00	0	0.00
REGULATORY AUDITOR SUPERVISOR	500	0.00	0	0.00	0	0.00	0	0.00
OTHER	0	0.00	19,000	0.00	19,000	0.00	19,000	0.00
INT HUMAN RESOURCES SPECLST	1,000	0.00	0	0.00	0	0.00	0	0.00
TOTAL - PS	15,250	0.00	19,000	0.00	19,000	0.00	19,000	0.00
SUPPLIES	798	0.00	1,000	0.00	1,000	0.00	1,000	0.00
TOTAL - EE	798	0.00	1,000	0.00	1,000	0.00	1,000	0.00
GRAND TOTAL	\$16,048	0.00	\$20,000	0.00	\$20,000	0.00	\$20,000	0.00
GENERAL REVENUE	\$16,048	0.00	\$20,000	0.00	\$20,000	0.00	\$20,000	0.00
FEDERAL FUNDS	\$0	0.00	\$0	0.00	\$0	0.00	\$0	0.00
OTHER FUNDS	\$0	0.00	\$0	0.00	\$0	0.00	\$0	0.00

PROGRAM DESCRIPTION

Department Office of Administration

HB Section(s): 5.065

Program Name MO MoRE Program - Employee Suggestion Award

Program is found in the following core budget(s): Personnel

1a. What strategic priority does this program address?

Increase employee engagement by recognizing State employees for their innovative ideas, suggestions, or recommendations as we continuously improve across government.

1b. What does this program do?

The State Employee Program, Missouri Relies on Everyone (MoRE), provides state employees with an opportunity to share their ideas, suggestions, or recommendations. The Program also provides a way to identify, recognize and reward the ingenuity and commitment to excels of state employees for their suggestions.

2a. Provide an activity measure(s) for the program.

Seven (7) or more pitches submitted per Show Me Challenge cycle

2b. Provide a measure(s) of the program's quality.

Submissions for ideas meet intake format requirements to qualify > 80 percent

2c. Provide a measure(s) of the program's impact.

Increase in dollars saved by the state generated by ideas that decrease or reduce time and processes

PROGRAM DESCRIPTION

Department Office of Administration

HB Section(s): 5.065

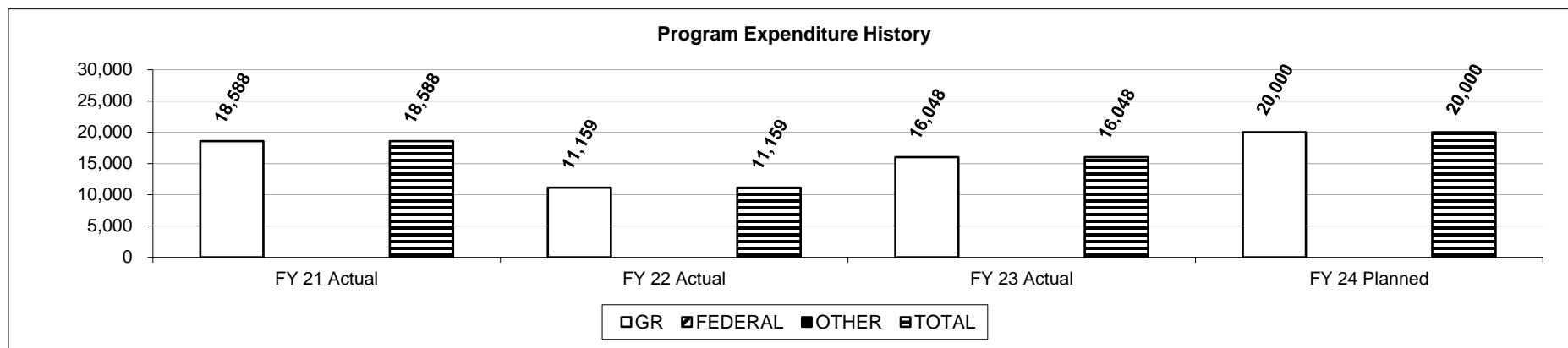
Program Name MO MoRE Program - Employee Suggestion Award

Program is found in the following core budget(s): Personnel

2d. Provide a measure(s) of the program's efficiency.

50% or more of finalist teams that turn ideas into active projects that are completed and prioritized for implementation

3. Provide actual expenditures for the prior three fiscal years and planned expenditures for the current fiscal year. (Note: Amounts do not include fringe benefit costs.)



4. What are the sources of the "Other " funds?

None

5. What is the authorization for this program, i.e., federal or state statute, etc.? (Include the federal program number, if applicable.)

Chapter 36 RSMo

6. Are there federal matching requirements? If yes, please explain.

No

7. Is this a federally mandated program? If yes, please explain.

No

CORE DECISION ITEM

Department Office of Administration	Budget Unit 30925C
Division of Purchasing	
Core Operating	HB Section 5.070

1. CORE FINANCIAL SUMMARY

	FY 2025 Budget Request					FY 2025 Governor's Recommendation			
	GR	Federal	Other	Total		GR	Federal	Other	Total
PS	2,805,190	16,495	21,680	2,843,365	PS	2,805,190	16,495	21,680	2,843,365
EE	84,666	0	0	84,666	EE	84,666	0	0	84,666
PSD	0	0	0	0	PSD	0	0	0	0
TRF	0	0	0	0	TRF	0	0	0	0
Total	2,889,856	16,495	21,680	2,928,031	Total	2,889,856	16,495	21,680	2,928,031
FTE	43.00	0.00	0.00	43.00	FTE	43.00	0.00	0.00	43.00

Est. Fringe	1,691,311	6,148	8,080	1,705,539
--------------------	-----------	-------	-------	-----------

Note: Fringes budgeted in House Bill 5 except for certain fringes budgeted directly to MoDOT, Highway Patrol, and Conservation.

Est. Fringe	1,691,311	6,148	8,080	1,705,539
--------------------	-----------	-------	-------	-----------

Note: Fringes budgeted in House Bill 5 except for certain fringes budgeted directly to MoDOT, Highway Patrol, and Conservation.

Other Funds: DNR Cost Allocation Plan (0500), DIC Administrative Fund (0503), Agriculture Protection Fund (0970), & State Facility Maintenance & Operation Fund (0501)

Other Funds:

2. CORE DESCRIPTION

This core is for funding to provide procurement services for the various state agencies. The procurement activity helps agencies meet their missions by obtaining goods and services in accordance with statutory mandate to let contracts to the lowest and best vendor.

3. PROGRAM LISTING (list programs included in this core funding)

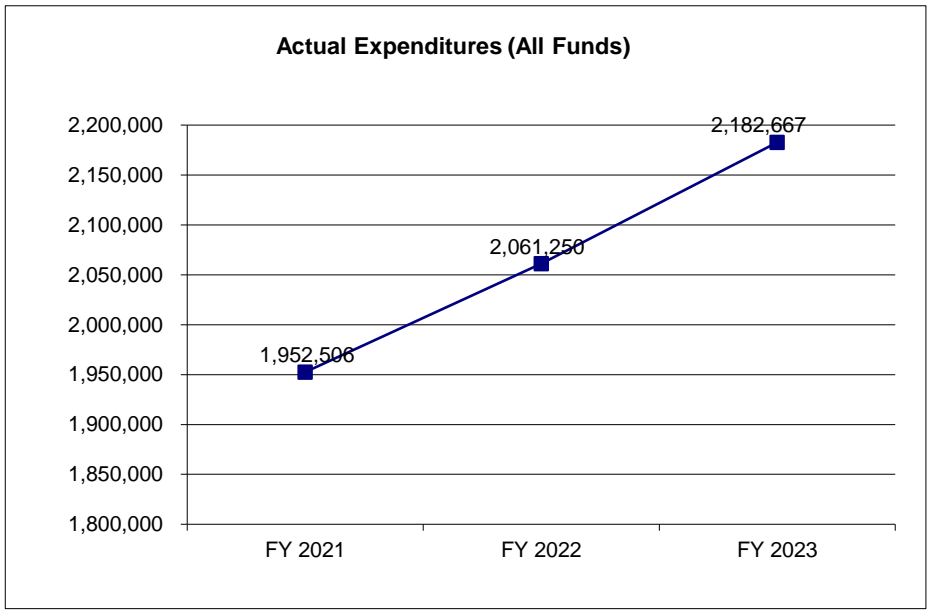
Purchasing Operations

CORE DECISION ITEM

Department Office of Administration	Budget Unit 30925C
Division of Purchasing	
Core Operating	HB Section 5.070

4. FINANCIAL HISTORY

	FY 2021 Actual	FY 2022 Actual	FY 2023 Actual	FY 2024 Current Yr.
Appropriation (All Funds)	2,147,019	2,226,709	2,381,162	2,955,831
Less Reverted (All Funds)	(63,431)	(65,812)	(70,381)	0
Less Restricted (All Funds)*	0	0	0	0
Budget Authority (All Funds)	2,083,588	2,160,897	2,310,781	2,955,831
Actual Expenditures (All Funds)	1,952,506	2,061,250	2,182,667	N/A
Unexpended (All Funds)	131,082	99,647	128,114	N/A
Unexpended, by Fund:				
General Revenue	125,513	95,556	125,407	N/A
Federal	791	109	819	N/A
Other	4,778	3,892	1,888	N/A



*Current Year restricted amount is as of 8/23/23.

Reverted includes the statutory three percent reserve amount (when applicable).
 Restricted includes any Governor's expenditure restrictions which remained at the end of the fiscal year (when applicable).

NOTES:

CORE RECONCILIATION DETAIL

STATE
PURCHASING OPERATING

5. CORE RECONCILIATION DETAIL

	Budget Class	FTE	GR	Federal	Other	Total	Explanation
TAFP AFTER VETOES							
	PS	43.00	2,805,190	16,495	21,680	2,843,365	
	EE	0.00	112,466	0	0	112,466	
	Total	43.00	2,917,656	16,495	21,680	2,955,831	
DEPARTMENT CORE ADJUSTMENTS							
1x Expenditures	737 0193	EE	0.00	(27,800)	0	0	(27,800) Reduction of 1X funding included in the Additional Purchasing Staffing NDI.
NET DEPARTMENT CHANGES		0.00	(27,800)	0	0	(27,800)	
DEPARTMENT CORE REQUEST							
	PS	43.00	2,805,190	16,495	21,680	2,843,365	
	EE	0.00	84,666	0	0	84,666	
	Total	43.00	2,889,856	16,495	21,680	2,928,031	
GOVERNOR'S RECOMMENDED CORE							
	PS	43.00	2,805,190	16,495	21,680	2,843,365	
	EE	0.00	84,666	0	0	84,666	
	Total	43.00	2,889,856	16,495	21,680	2,928,031	

DECISION ITEM SUMMARY

Budget Unit									
Decision Item	FY 2023	FY 2023	FY 2024	FY 2024	FY 2025	FY 2025	FY 2025	FY 2025	FY 2025
Budget Object Summary	ACTUAL	ACTUAL	BUDGET	BUDGET	DEPT REQ	DEPT REQ	GOV REC	GOV REC	GOV REC
Fund	DOLLAR	FTE	DOLLAR	FTE	DOLLAR	FTE	DOLLAR	FTE	DOLLAR
PURCHASING OPERATING									
CORE									
PERSONAL SERVICES									
GENERAL REVENUE	2,086,361	34.20	2,805,190	42.55	2,805,190	42.55	2,805,190	42.55	2,805,190
DEPT OF LABOR RELATIONS ADMIN	2,680	0.02	3,086	0.00	3,086	0.00	3,086	0.00	3,086
DEPT MENTAL HEALTH	10,355	0.12	11,892	0.20	11,892	0.20	11,892	0.20	11,892
DIV JOB DEVELOPMENT & TRAINING	1,321	0.02	1,517	0.00	1,517	0.00	1,517	0.00	1,517
DNR COST ALLOCATION	6,332	0.06	7,262	0.00	7,262	0.00	7,262	0.00	7,262
STATE FACILITY MAINT & OPERAT	6,255	0.08	8,125	0.25	8,125	0.25	8,125	0.25	8,125
DCI ADMINISTRATIVE	2,157	0.02	2,481	0.00	2,481	0.00	2,481	0.00	2,481
DED ADMINISTRATIVE	1,666	0.02	1,917	0.00	1,917	0.00	1,917	0.00	1,917
AGRICULTURE PROTECTION	1,646	0.02	1,895	0.00	1,895	0.00	1,895	0.00	1,895
TOTAL - PS	2,118,773	34.56	2,843,365	43.00	2,843,365	43.00	2,843,365	43.00	2,843,365
EXPENSE & EQUIPMENT									
GENERAL REVENUE	63,894	0.00	112,466	0.00	84,666	0.00	84,666	0.00	84,666
TOTAL - EE	63,894	0.00	112,466	0.00	84,666	0.00	84,666	0.00	84,666
TOTAL	2,182,667	34.56	2,955,831	43.00	2,928,031	43.00	2,928,031	43.00	43.00
Pay Plan - 0000012									
PERSONAL SERVICES									
GENERAL REVENUE	0	0.00	0	0.00	0	0.00	89,766	0.00	89,766
DEPT OF LABOR RELATIONS ADMIN	0	0.00	0	0.00	0	0.00	99	0.00	99
DEPT MENTAL HEALTH	0	0.00	0	0.00	0	0.00	381	0.00	381
DIV JOB DEVELOPMENT & TRAINING	0	0.00	0	0.00	0	0.00	49	0.00	49
DNR COST ALLOCATION	0	0.00	0	0.00	0	0.00	232	0.00	232
STATE FACILITY MAINT & OPERAT	0	0.00	0	0.00	0	0.00	260	0.00	260
DCI ADMINISTRATIVE	0	0.00	0	0.00	0	0.00	79	0.00	79
DED ADMINISTRATIVE	0	0.00	0	0.00	0	0.00	61	0.00	61
AGRICULTURE PROTECTION	0	0.00	0	0.00	0	0.00	61	0.00	61
TOTAL - PS	0	0.00	0	0.00	0	0.00	90,988	0.00	90,988
TOTAL	0	0.00	0	0.00	0	0.00	90,988	0.00	0.00
GRAND TOTAL	\$2,182,667	34.56	\$2,955,831	43.00	\$2,928,031	43.00	\$3,019,019	43.00	43.00

1/19/24 12:30

im_disummary

FLEXIBILITY REQUEST FORM

BUDGET UNIT NUMBER: 30925	DEPARTMENT: Office of Administration
BUDGET UNIT NAME: Division of Purchasing	
HOUSE BILL SECTION: 5.070	DIVISION: Purchasing

1. Provide the amount by fund of personal service flexibility and the amount by fund of expense and equipment flexibility you are requesting in dollar and percentage terms and explain why the flexibility is needed. If flexibility is being requested among divisions, provide the amount by fund of flexibility you are requesting in dollar and percentage terms and explain why the flexibility is needed.

DEPARTMENT REQUEST

The Division of Purchasing requests 5% flexibility between personal service and expense and equipment, which is the same as the flexibility included in the FY24 budget. This flexibility would allow the Division of Purchasing to effectively manage responsibilities and resources.

2. Estimate how much flexibility will be used for the budget year. How much flexibility was used in the Prior Year Budget and the Current Year Budget? Please specify the amount.

PRIOR YEAR ACTUAL AMOUNT OF FLEXIBILITY USED	CURRENT YEAR ESTIMATED AMOUNT OF FLEXIBILITY THAT WILL BE USED	BUDGET REQUEST ESTIMATED AMOUNT OF FLEXIBILITY THAT WILL BE USED
None	None	5% flexibility is requested for FY 2025

3. Please explain how flexibility was used in the prior and/or current years.

PRIOR YEAR EXPLAIN ACTUAL USE	CURRENT YEAR EXPLAIN PLANNED USE
N/A	The requested flexibility will allow the Division of Purchasing to effectively manage resources.

DECISION ITEM DETAIL

Budget Unit	FY 2023	FY 2023	FY 2024	FY 2024	FY 2025	FY 2025	FY 2025	FY 2025
Decision Item	ACTUAL	ACTUAL	BUDGET	BUDGET	DEPT REQ	DEPT REQ	GOV REC	GOV REC
Budget Object Class	DOLLAR	FTE	DOLLAR	FTE	DOLLAR	FTE	DOLLAR	FTE
PURCHASING OPERATING								
CORE								
DIVISION DIRECTOR	125,016	1.00	132,530	1.00	132,530	1.00	132,530	1.00
DESIGNATED PRINCIPAL ASST DIV	80,652	1.00	63,203	1.00	63,203	1.00	63,203	1.00
LEGAL COUNSEL	99,836	0.96	112,278	1.00	112,278	1.00	112,278	1.00
MISCELLANEOUS TECHNICAL	17,651	0.49	0	0.00	0	0.00	0	0.00
MISCELLANEOUS PROFESSIONAL	131,674	1.68	0	0.00	0	0.00	0	0.00
ADMIN SUPPORT ASSISTANT	132,668	3.69	125,632	4.00	125,632	4.00	125,632	4.00
ADMIN SUPPORT PROFESSIONAL	44,427	1.00	50,532	1.00	50,532	1.00	50,532	1.00
SENIOR PROGRAM SPECIALIST	65,031	1.00	75,649	1.00	75,649	1.00	75,649	1.00
RESEARCH/DATA ANALYST	0	0.00	0	0.00	55,000	1.00	55,000	1.00
PUBLIC RELATIONS COORDINATOR	0	0.00	0	0.00	65,000	1.00	65,000	1.00
STAFF DEV TRAINING SPECIALIST	0	0.00	0	0.00	63,000	1.00	63,000	1.00
PROCUREMENT ASSOCIATE	17,968	0.50	0	0.00	0	0.00	0	0.00
PROCUREMENT ANALYST	424,037	9.77	671,007	13.00	671,007	13.00	671,007	13.00
PROCUREMENT SPECIALIST	92,590	1.75	436,642	7.00	253,642	4.00	253,642	4.00
PROCUREMENT SUPERVISOR	700,957	9.80	972,264	12.00	972,264	12.00	972,264	12.00
PROCUREMENT MANAGER	186,266	1.92	203,628	2.00	203,628	2.00	203,628	2.00
TOTAL - PS	2,118,773	34.56	2,843,365	43.00	2,843,365	43.00	2,843,365	43.00
TRAVEL, IN-STATE	0	0.00	1,118	0.00	1,118	0.00	1,118	0.00
SUPPLIES	3,565	0.00	12,270	0.00	12,270	0.00	12,270	0.00
PROFESSIONAL DEVELOPMENT	4,050	0.00	16,572	0.00	16,572	0.00	16,572	0.00
COMMUNICATION SERV & SUPP	11,113	0.00	13,226	0.00	13,226	0.00	13,226	0.00
PROFESSIONAL SERVICES	10,668	0.00	21,048	0.00	21,048	0.00	21,048	0.00
M&R SERVICES	210	0.00	3,298	0.00	3,298	0.00	3,298	0.00
COMPUTER EQUIPMENT	0	0.00	7,800	0.00	0	0.00	0	0.00
OFFICE EQUIPMENT	22,540	0.00	24,444	0.00	4,444	0.00	4,444	0.00
OTHER EQUIPMENT	4,415	0.00	0	0.00	0	0.00	0	0.00
BUILDING LEASE PAYMENTS	0	0.00	450	0.00	450	0.00	450	0.00
EQUIPMENT RENTALS & LEASES	7,333	0.00	11,340	0.00	11,340	0.00	11,340	0.00

DECISION ITEM DETAIL

Budget Unit	FY 2023	FY 2023	FY 2024	FY 2024	FY 2025	FY 2025	FY 2025	FY 2025
Decision Item	ACTUAL	ACTUAL	BUDGET	BUDGET	DEPT REQ	DEPT REQ	GOV REC	GOV REC
Budget Object Class	DOLLAR	FTE	DOLLAR	FTE	DOLLAR	FTE	DOLLAR	FTE
PURCHASING OPERATING								
CORE								
MISCELLANEOUS EXPENSES	0	0.00	900	0.00	900	0.00	900	0.00
TOTAL - EE	63,894	0.00	112,466	0.00	84,666	0.00	84,666	0.00
GRAND TOTAL	\$2,182,667	34.56	\$2,955,831	43.00	\$2,928,031	43.00	\$2,928,031	43.00
GENERAL REVENUE	\$2,150,255	34.20	\$2,917,656	42.55	\$2,889,856	42.55	\$2,889,856	42.55
FEDERAL FUNDS	\$14,356	0.16	\$16,495	0.20	\$16,495	0.20	\$16,495	0.20
OTHER FUNDS	\$18,056	0.20	\$21,680	0.25	\$21,680	0.25	\$21,680	0.25

CORE DECISION ITEM

Department Office of Administration	Budget Unit <u>30930C</u>
Division of Purchasing	
Core Bid & Performance Bond Refunds	HB Section <u>5.075</u>

1. CORE FINANCIAL SUMMARY

	FY 2025 Budget Request				FY 2025 Governor's Recommendation			
	GR	Federal	Other	Total	GR	Federal	Other	Total
PS	0	0	0	0	PS	0	0	0
EE	0	0	0	0	EE	0	0	0
PSD	0	0	3,000,000	3,000,000	PSD	0	0	3,000,000
TRF	0	0	0	0	TRF	0	0	0
Total	0	0	3,000,000	3,000,000	Total	0	0	3,000,000
FTE	0.00	0.00	0.00	0.00	FTE	0.00	0.00	0.00

Est. Fringe	0	0	0	0
--------------------	---	---	---	---

Note: Fringes budgeted in House Bill 5 except for certain fringes budgeted directly to MoDOT, Highway Patrol, and Conservation.

Est. Fringe	0	0	0	0
--------------------	---	---	---	---

Note: Fringes budgeted in House Bill 5 except for certain fringes budgeted directly to MoDOT, Highway Patrol, and Conservation.

Other Funds: OA Revolving Administration Trust Fund (0505)

Other Funds:

2. CORE DESCRIPTION

The core request is for funding to promptly refund the vendor's bid or performance security that was deposited into the State Treasury during the procurement process. Checks are received from vendors as bid or performance security and deposited into the State Treasury. Interest earned on these deposits goes directly into General Revenue. After the bids are awarded or the contractor has performed, these deposits must be promptly refunded to the vendor or contractor. These are refundable deposits and not payments to the State.

3. PROGRAM LISTING (list programs included in this core funding)

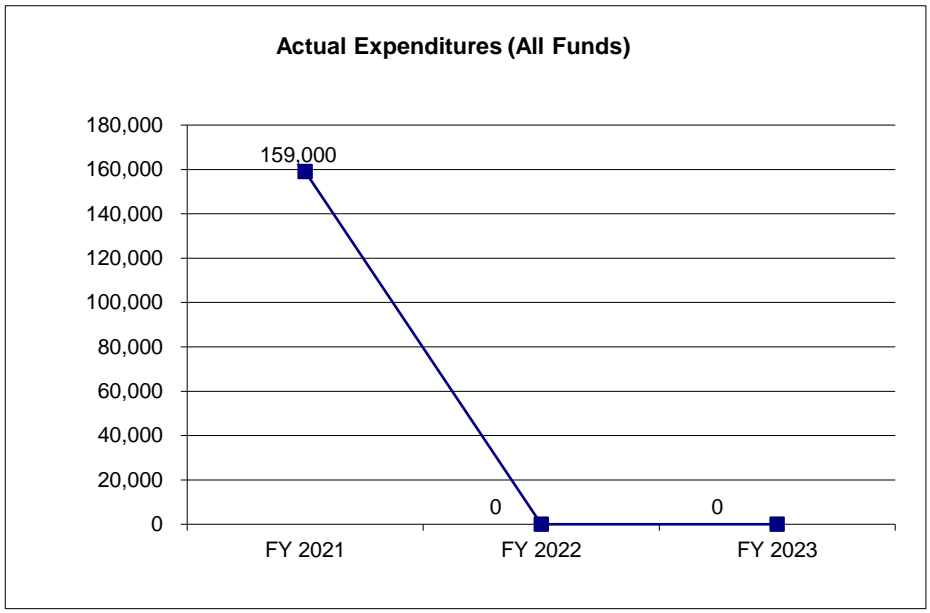
N/A

CORE DECISION ITEM

Department Office of Administration	Budget Unit <u>30930C</u>
Division of Purchasing	
Core Bid & Performance Bond Refunds	HB Section <u>5.075</u>

4. FINANCIAL HISTORY

	FY 2021 Actual	FY 2022 Actual	FY 2023 Actual	FY 2024 Current Yr.
Appropriation (All Funds)	3,000,000	3,000,000	3,000,000	0
Less Reverted (All Funds)	0	0	0	0
Less Restricted (All Funds)*	0	0	0	0
Budget Authority (All Funds)	3,000,000	3,000,000	3,000,000	0
Actual Expenditures (All Funds)	159,000	0	0	N/A
Unexpended (All Funds)	<u>2,841,000</u>	<u>3,000,000</u>	<u>3,000,000</u>	<u>N/A</u>
Unexpended, by Fund:				
General Revenue	0	0	0	N/A
Federal	0	0	0	N/A
Other	0	0	0	N/A



Reverted includes the statutory three percent reserve amount (when applicable).

Restricted includes any Governor's expenditure restrictions which remained at the end of the fiscal year (when applicable).

NOTES:

CORE RECONCILIATION DETAIL

**STATE
 BID & PERFORMANCE BOND REFUND**

5. CORE RECONCILIATION DETAIL

	Budget Class	FTE	GR	Federal	Other	Total	Explanation
TAFP AFTER VETOES							
	PD	0.00	0	0	3,000,000	3,000,000	
	Total	0.00	0	0	3,000,000	3,000,000	
DEPARTMENT CORE REQUEST							
	PD	0.00	0	0	3,000,000	3,000,000	
	Total	0.00	0	0	3,000,000	3,000,000	
GOVERNOR'S RECOMMENDED CORE							
	PD	0.00	0	0	3,000,000	3,000,000	
	Total	0.00	0	0	3,000,000	3,000,000	

DECISION ITEM SUMMARY

Budget Unit								
Decision Item	FY 2023	FY 2023	FY 2024	FY 2024	FY 2025	FY 2025	FY 2025	FY 2025
Budget Object Summary	ACTUAL	ACTUAL	BUDGET	BUDGET	DEPT REQ	DEPT REQ	GOV REC	GOV REC
Fund	DOLLAR	FTE	DOLLAR	FTE	DOLLAR	FTE	DOLLAR	FTE
BID & PERFORMANCE BOND REFUND								
CORE								
PROGRAM-SPECIFIC								
OA REVOLVING ADMINISTRATIVE TR	0	0.00	3,000,000	0.00	3,000,000	0.00	3,000,000	0.00
TOTAL - PD	0	0.00	3,000,000	0.00	3,000,000	0.00	3,000,000	0.00
TOTAL	0	0.00	3,000,000	0.00	3,000,000	0.00	3,000,000	0.00
GRAND TOTAL	\$0	0.00	\$3,000,000	0.00	\$3,000,000	0.00	\$3,000,000	0.00

DECISION ITEM DETAIL

Budget Unit	FY 2023	FY 2023	FY 2024	FY 2024	FY 2025	FY 2025	FY 2025	FY 2025
Decision Item	ACTUAL	ACTUAL	BUDGET	BUDGET	DEPT REQ	DEPT REQ	GOV REC	GOV REC
Budget Object Class	DOLLAR	FTE	DOLLAR	FTE	DOLLAR	FTE	DOLLAR	FTE
BID & PERFORMANCE BOND REFUND								
CORE								
REFUNDS	0	0.00	3,000,000	0.00	3,000,000	0.00	3,000,000	0.00
TOTAL - PD	0	0.00	3,000,000	0.00	3,000,000	0.00	3,000,000	0.00
GRAND TOTAL	\$0	0.00	\$3,000,000	0.00	\$3,000,000	0.00	\$3,000,000	0.00
GENERAL REVENUE	\$0	0.00	\$0	0.00	\$0	0.00	\$0	0.00
FEDERAL FUNDS	\$0	0.00	\$0	0.00	\$0	0.00	\$0	0.00
OTHER FUNDS	\$0	0.00	\$3,000,000	0.00	\$3,000,000	0.00	\$3,000,000	0.00

PROGRAM DESCRIPTION

Department Office of Administration

HB Section(s): 5.070

Program Name Purchasing Operations

Program is found in the following core budget(s): Division of Purchasing

1a. What strategic priority does this program address?

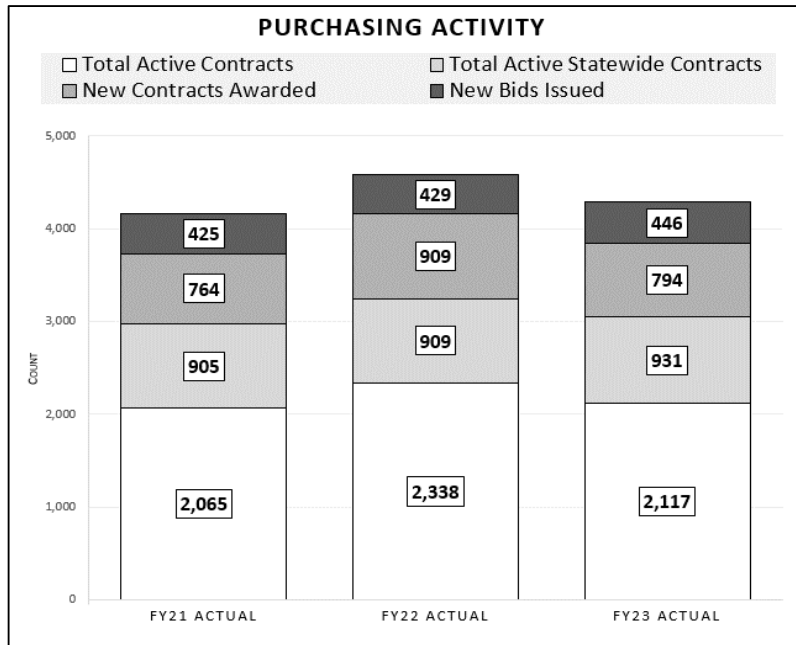
Procurement of Products and Services

1b. What does this program do?

The Division of Purchasing (Purchasing) is responsible for the procurement of all state-required supplies, materials, equipment, and professional or general services, except for those agencies exempted by law.

Purchasing executes procurement functions in accordance with applicable statutes by maximizing competition in the procurement process, conducting evaluations and negotiations as appropriate, and awarding contracts to the "lowest and best" vendors.

2a. Provide an activity measure(s) for the program.



	FY23 Actual	FY22 Actual	FY21 Actual
New Bids Issued	446	429	425
New Contracts Awarded	794	909	764
Total Active Statewide Contracts	931	909	905
Total Active Contracts	2,117	2,338	2,065
TOTAL	4,288	4,585	4,159

PROGRAM DESCRIPTION

Department Office of Administration

HB Section(s): 5.070

Program Name Purchasing Operations

Program is found in the following core budget(s): Division of Purchasing

2b. Provide a measure(s) of the program's quality.



PROGRAM DESCRIPTION

Department Office of Administration

HB Section(s): 5.070

Program Name Purchasing Operations

Program is found in the following core budget(s): Division of Purchasing

2c. Provide a measure(s) of the program's impact.

Minority Business Enterprise (MBE)	FY21 Actual	FY22 Actual	FY23 Actual
# of active contracts with MBE participation	155	149	154
Total dollar value of MBE participation	\$233,416,016	\$264,665,958	\$219,495,659

Women Owned Business Enterprise (WBE)	FY21 Actual	FY22 Actual	FY23 Actual
# of active contracts WBE participation	180	168	177
Total dollar value of WBE participation	\$159,089,435	\$182,202,890	\$185,663,307

Blind/Sheltered Workshops	FY21 Actual	FY22 Actual	FY23 Actual
# of active contracts with blind/sheltered workshop participation	43	53	59
Total dollar value of blind/sheltered workshop participation	\$5,524,340	\$6,856,280	\$8,778,222

Service Disabled Veteran Business Enterprises	FY21 Actual	FY22 Actual	FY23 Actual
# of active contracts with SDVE participation	35	36	48
Total dollar value of SDVE participation	\$1,667,078	\$2,411,313	\$4,074,628

TOTAL	FY21 Actual	FY22 Actual	FY23 Actual
	413	406	438
	\$399,696,869	\$456,136,441	\$418,011,816

PROGRAM DESCRIPTION

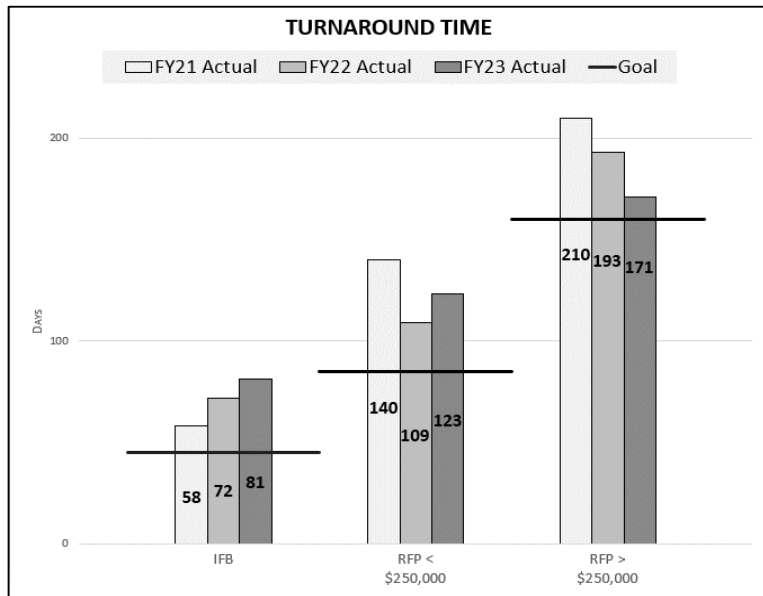
Department Office of Administration
Program Name Purchasing Operations
Program is found in the following core budget(s): Division of Purchasing

HB Section(s): 5.070

2d. Provide a measure(s) of the program's efficiency.

Procurement Turnaround Times (days): The number of calendar days between issue date and award date.

		FY21 Actual	FY22 Actual	FY23 Actual	Goal
Invitation for Bid (IFB) - A solicitation for goods or services that is awarded on the basis of the lowest cost bid meeting the stated specifications.		58	72	81	45
	Request for Proposal (RFP) - a solicitation where the evaluation criteria includes cost and other factors, such as experience, expertise, value, method of performance, and quality. The contract is awarded to the overall lowest and best vendor based on the stated evaluation criteria. An RFP also allows for competitive negotiations with the vendors through a best and final offer process.	< \$250,000	140	109	123
	> \$250,000	210	193	171	160



PROGRAM DESCRIPTION

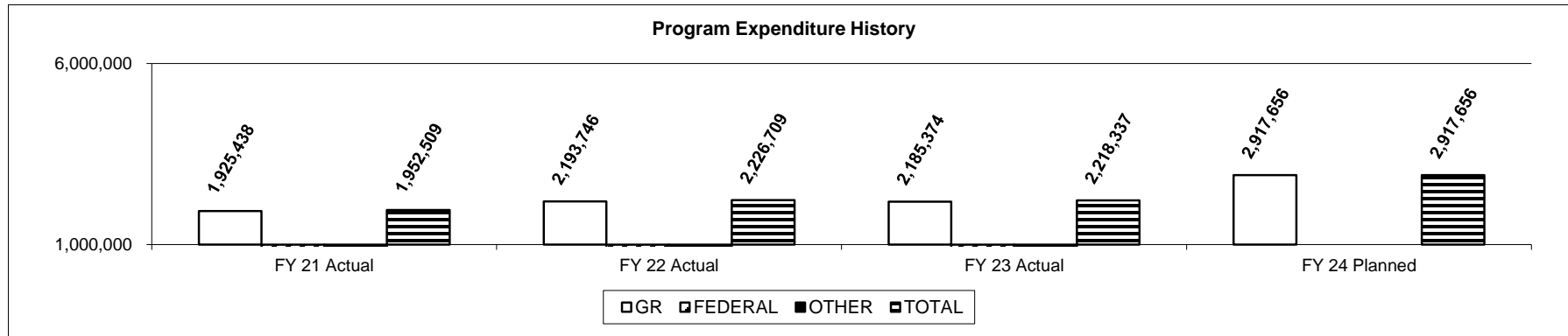
Department Office of Administration

HB Section(s): 5.070

Program Name Purchasing Operations

Program is found in the following core budget(s): Division of Purchasing

3. Provide actual expenditures for the prior three fiscal years and planned expenditures for the current fiscal year. (Note: Amounts do not include fringe benefit costs.)



4. What are the sources of the "Other " funds?

5. What is the authorization for this program, i.e., federal or state statute, etc.? (Include the federal program number, if applicable.)

Chapter 34 RSMo

6. Are there federal matching requirements? If yes, please explain.

No

7. Is this a federally mandated program? If yes, please explain.

No

CORE DECISION ITEM

Department: Office of Administration	Budget Unit: 31042C
Division: Facilities Management, Design and Construction	
Core: Missouri Governor's Mansion Donations	HB Section: 5.080

1. CORE FINANCIAL SUMMARY

	FY 2025 Budget Request					FY 2025 Governor's Recommendation			
	GR	Federal	Other	Total		GR	Federal	Other	Total
PS	0	0	0	0	PS	0	0	0	0
EE	0	0	60,000	60,000	EE	0	0	60,000	60,000
PSD	0	0	0	0	PSD	0	0	0	0
TRF	0	0	0	0	TRF	0	0	0	0
Total	0	0	60,000	60,000	Total	0	0	60,000	60,000
FTE	0.00	0.00	0.00	0.00	FTE	0.00	0.00	0.00	0.00

Est. Fringe	0	0	0	0
--------------------	---	---	---	---

Note: Fringes budgeted in House Bill 5 except for certain fringes budgeted directly to MoDOT, Highway Patrol, and Conservation.

Est. Fringe	0	0	0	0
--------------------	---	---	---	---

Note: Fringes budgeted in House Bill 5 except for certain fringes budgeted directly to MoDOT, Highway Patrol, and Conservation.

Other Funds: State Facility Maintenance & Operations Fund (0501)

Other Funds: State Facility Maintenance & Operations Fund (0501)

2. CORE DESCRIPTION

This appropriation provides authority to spend donated funds in support of maintenance, renovations, and operations at the Missouri Governor's Mansion and grounds. Additionally, funds are revolving and may be used for voluntary contributions and donations to the Board of Public Buildings on behalf of the Missouri Governor's Mansion, and will be available to pay costs associated with public events at the mansion. Contributions may be made by visitors to the Missouri Governor's Mansion, and monies can be expended for the purpose of sponsoring cultural and educational events for the citizens of the State of Missouri or for the purpose of allowing citizen groups to hold functions at the mansion.

3. PROGRAM LISTING (list programs included in this core funding)

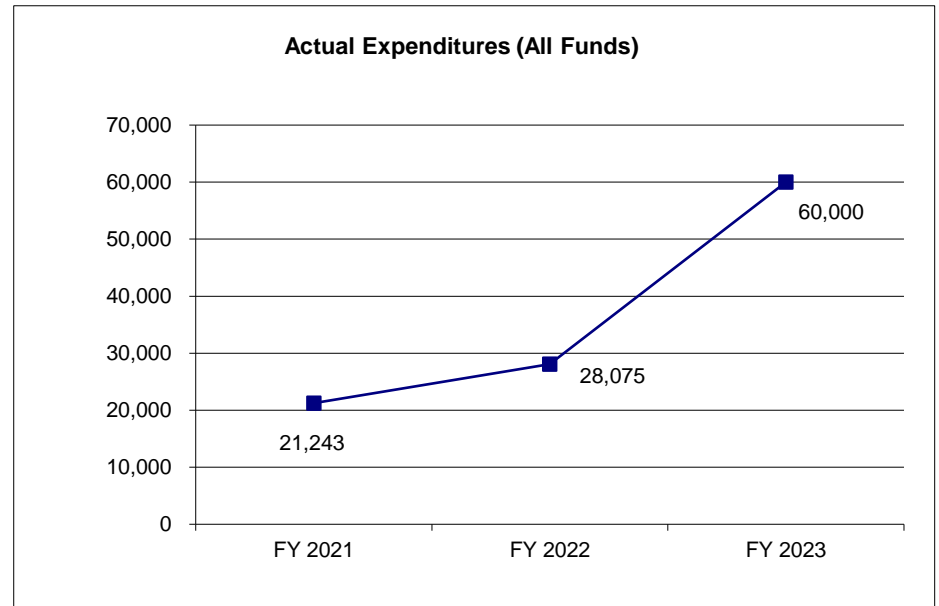
N/A.

CORE DECISION ITEM

Department: Office of Administration	Budget Unit: 31042C
Division: Facilities Management, Design and Construction	
Core: Missouri Governor's Mansion Donations	HB Section: 5.080

4. FINANCIAL HISTORY

	FY 2021 Actual	FY 2022 Actual	FY 2023 Actual	FY 2024 Current Yr.
Appropriation (All Funds)	60,000	60,000	60,000	60,000
Less Reverted (All Funds)	0	0	0	0
Less Restricted (All Funds)*	0	0	0	0
Budget Authority (All Funds)	60,000	60,000	60,000	60,000
Actual Expenditures (All Funds)	21,243	28,075	60,000	N/A
Unexpended (All Funds)	38,757	31,925	0	0
Unexpended, by Fund:				
General Revenue	0	0	0	N/A
Federal	0	0	0	N/A
Other	38,757	31,925	0	N/A



*Restricted amount is as of _____.

Reverted includes the statutory three-percent reserve amount (when applicable).

Restricted includes any Governor's Expenditure Restrictions which remained at the end of the fiscal year (when applicable).

NOTES:

CORE RECONCILIATION DETAIL

**STATE
MANSION DONATIONS**

5. CORE RECONCILIATION DETAIL

	Budget Class	FTE	GR	Federal	Other	Total	Explanation
TAFP AFTER VETOES	EE	0.00	0	0	60,000	60,000	
	Total	0.00	0	0	60,000	60,000	
DEPARTMENT CORE REQUEST	EE	0.00	0	0	60,000	60,000	
	Total	0.00	0	0	60,000	60,000	
GOVERNOR'S RECOMMENDED CORE	EE	0.00	0	0	60,000	60,000	
	Total	0.00	0	0	60,000	60,000	

DECISION ITEM SUMMARY

Budget Unit								
Decision Item	FY 2023	FY 2023	FY 2024	FY 2024	FY 2025	FY 2025	FY 2025	FY 2025
Budget Object Summary	ACTUAL	ACTUAL	BUDGET	BUDGET	DEPT REQ	DEPT REQ	GOV REC	GOV REC
Fund	DOLLAR	FTE	DOLLAR	FTE	DOLLAR	FTE	DOLLAR	FTE
MANSION DONATIONS								
CORE								
EXPENSE & EQUIPMENT								
STATE FACILITY MAINT & OPERAT	60,000	0.00	60,000	0.00	60,000	0.00	60,000	0.00
TOTAL - EE	60,000	0.00	60,000	0.00	60,000	0.00	60,000	0.00
TOTAL	60,000	0.00	60,000	0.00	60,000	0.00	60,000	0.00
GRAND TOTAL	\$60,000	0.00	\$60,000	0.00	\$60,000	0.00	\$60,000	0.00

DECISION ITEM DETAIL

Budget Unit	FY 2023	FY 2023	FY 2024	FY 2024	FY 2025	FY 2025	FY 2025	FY 2025
Decision Item	ACTUAL	ACTUAL	BUDGET	BUDGET	DEPT REQ	DEPT REQ	GOV REC	GOV REC
Budget Object Class	DOLLAR	FTE	DOLLAR	FTE	DOLLAR	FTE	DOLLAR	FTE
MANSION DONATIONS								
CORE								
SUPPLIES	42,759	0.00	14,800	0.00	14,800	0.00	14,800	0.00
PROFESSIONAL SERVICES	2,483	0.00	6,000	0.00	6,000	0.00	6,000	0.00
HOUSEKEEPING & JANITORIAL SERV	0	0.00	1,000	0.00	1,000	0.00	1,000	0.00
M&R SERVICES	0	0.00	2,000	0.00	2,000	0.00	2,000	0.00
OFFICE EQUIPMENT	0	0.00	8,800	0.00	8,800	0.00	8,800	0.00
OTHER EQUIPMENT	2,867	0.00	2,000	0.00	2,000	0.00	2,000	0.00
PROPERTY & IMPROVEMENTS	0	0.00	100	0.00	100	0.00	100	0.00
EQUIPMENT RENTALS & LEASES	0	0.00	100	0.00	100	0.00	100	0.00
MISCELLANEOUS EXPENSES	11,891	0.00	25,200	0.00	25,200	0.00	25,200	0.00
TOTAL - EE	60,000	0.00	60,000	0.00	60,000	0.00	60,000	0.00
GRAND TOTAL	\$60,000	0.00	\$60,000	0.00	\$60,000	0.00	\$60,000	0.00
GENERAL REVENUE	\$0	0.00	\$0	0.00	\$0	0.00	\$0	0.00
FEDERAL FUNDS	\$0	0.00	\$0	0.00	\$0	0.00	\$0	0.00
OTHER FUNDS	\$60,000	0.00	\$60,000	0.00	\$60,000	0.00	\$60,000	0.00

CORE DECISION ITEM

Department:	Office of Administration	Budget Unit:	<u>31041C</u>
Division:	Facilities Management, Design and Construction	HB Section:	<u>5.085</u>
Core:	Asset Management		

1. CORE FINANCIAL SUMMARY

	FY 2025 Budget Request			
	GR	Federal	Other	Total
PS	0	0	24,766,683	24,766,683
EE	0	0	43,619,926	43,619,926
PSD	0	0	200	200
TRF	0	0	0	0
Total	0	0	68,386,809	68,386,809
FTE	0.00	0.00	488.25	488.25

	FY 2025 Governor's Recommendation			
	GR	Federal	Other	Total
PS	0	0	24,766,683	24,766,683
EE	0	0	43,619,926	43,619,926
PSD	0	0	200	200
TRF	0	0	0	0
Total	0	0	68,386,809	68,386,809
FTE	0.00	0.00	488.25	488.25

Est. Fringe	0	0	16,563,570	16,563,570
--------------------	---	---	------------	------------

Note: Fringes budgeted in House Bill 5 except for certain fringes budgeted directly to MoDOT, Highway Patrol, and Conservation.

Est. Fringe	0	0	16,563,570	16,563,570
--------------------	---	---	------------	------------

Note: Fringes budgeted in House Bill 5 except for certain fringes budgeted directly to MoDOT, Highway Patrol, and Conservation.

Other Funds: State Facility Maintenance & Operations Fund (0501)

Other Funds: State Facility Maintenance & Operations Fund (0501)

2. CORE DESCRIPTION

The mission of the Division of Facilities Management, Design and Construction (FMDC) is to provide a superior workplace environment for state occupants and their visitors and protect the state's investments in property assets. FMDC strives to provide agencies with the information and resources that will support their development of high-performance workplaces -- workplaces that will meet agencies' business needs and can be readily adapted to changing workplace practices and strategies. The aspiration of FMDC is to deliver best-in-class capital solutions. FMDC is comprised of the following units:

Administrative Services

The Administrative Services section provides general office management, administers FMDC's operational excellence program, and leads employee relations initiatives. The section also manages internal FMDC communications, statewide notifications, contractor background checks, and fleet operations; maintains badge offices to generate authorized badges for state employees, contractors, and legislators; organizes and oversees professional development opportunities and hiring processes for FMDC employees; and serves as a liaison for human resources concerns.

Budget and Accounting

The Budget and Accounting section oversees the preparation of FMDC's operating budget for building operations and employee expenditures, as well as the budget for Full-Time Equivalent (FTE) and lapse funding. This section also processes payments for leased property for the Real Estate Services Unit.

CORE DECISION ITEM

Department:	Office of Administration	Budget Unit:	31041C
Division:	Facilities Management, Design and Construction		
Core:	Asset Management	HB Section:	5.085

2. CORE DESCRIPTION (Continued)

Design and Construction

The Design and Construction (D&C) section provides turnkey design, management, and administration of CI projects required to ensure state-owned facilities and institutions are state-of-the-art for agencies and their team members. D&C reports annually on the condition of all assets in a comprehensive database and reviews all requests for CI appropriations. This section oversees professional firms and contractors, who are awarded bids to complete statewide projects. Additionally, the section includes an in-house Project Design Unit, Interior Design Unit, and Construction Project Unit, allowing for a cost savings for the State.

Facilities Management and Operation

The Facilities Management and Operations section maintains and manages approximately 12 million square feet of space in 50 state-owned facilities and 109 institutions, as well as oversees the contracted facility services in over 330 leased facilities across Missouri. The section also provides complete building operations including maintenance; grounds keeping; security; housekeeping; technical services such as energy management, electronics services, and inside wiring; and coordinates with the State Emergency Management Agency (SEMA) during disaster response and recovery efforts.

Planning and Real Estate

The Planning and Real Estate Services section is responsible for the CI budget, which includes the budgets for maintenance, renovation, and new construction projects. Manages all leases and property purchases on behalf of the State unless a department is separately authorized to acquire their own lands under the Missouri Constitution, such as the Missouri Department of Transportation and Missouri Department of Conservation. The section oversees the space allocations for state agencies in our leased and state-owned properties. This section also houses the Geographic Information System (GIS) Program, a Facilities Business Analyst, and the Real Estate Services Unit.

Safety and Health Program

The Safety and Health Program is designed to prevent workplace injuries, illnesses, and deaths, as well as the suffering and financial hardships these events can cause for our team members and their families. The program utilizes Occupational Safety and Health Administration (OSHA) standards to find and fix workplace hazards, and provides team members up-to-date Personal Protective Equipment (PPE) and training to assist with health and safety improvements in our state-owned facilities and institutions.

CORE DECISION ITEM

Department: Office of Administration	Budget Unit: 31041C
Division: Facilities Management, Design and Construction	
Core: Asset Management	HB Section: 5.085

2. CORE DESCRIPTION (Continued)

State Security Program

The State Security Program is responsible for developing and managing security measures that will identify, control, and mitigate potential security risks. The program assesses and establishes best practices across the organization to create compliance for the protections of team members and visitors. It also directs security protocols for all state-owned facilities, institutions, and leased facilities across the State of Missouri.

State Conference Room and Special Events Program

The State Conference Room and Special Events Program is responsible for the overall management of statewide conference rooms, including reservations, setup, and monitoring audio/visual equipment. The program also provides event coordination at media and press conferences held throughout the State of Missouri. Statewide special events include Inaugurations, Legislative Ball, Fourth of July celebration, Law Enforcement Memorial Service, and holiday events at the Governor's Mansion and throughout the Capitol Complex.

3. PROGRAM LISTING (list programs included in this core funding)

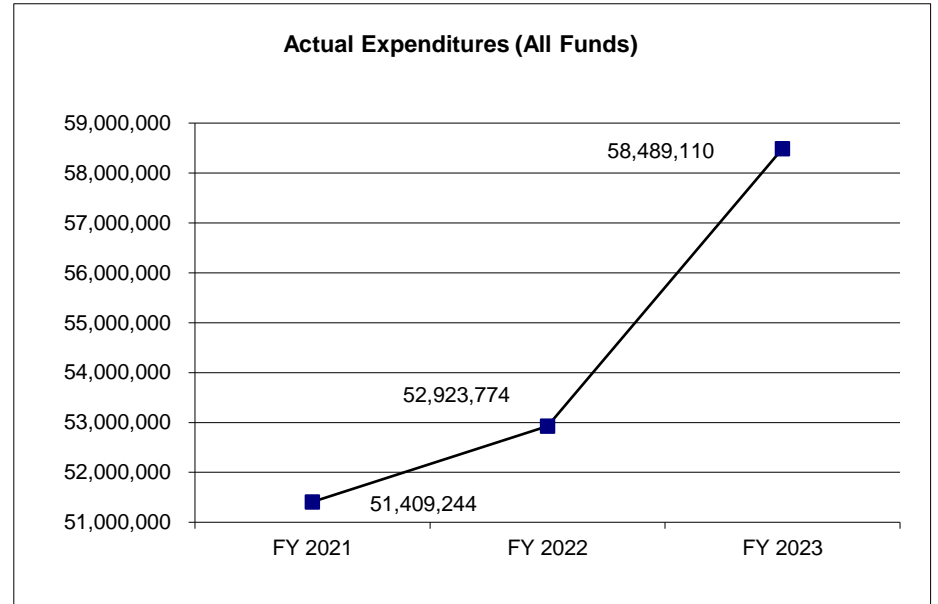
N/A.

CORE DECISION ITEM

Department:	Office of Administration	Budget Unit:	31041C
Division:	Facilities Management, Design and Construction	HB Section:	5.085
Core:	Asset Management		

4. FINANCIAL HISTORY

	FY 2021 Actual	FY 2022 Actual	FY 2023 Actual	FY 2024 Current Yr.
Appropriation (All Funds)	52,043,036	53,798,819	59,383,790	71,118,235
Less Reverted (All Funds)	0	0	0	0
Less Restricted (All Funds)*	0	0	(21,828)	0
Budget Authority (All Funds)	52,043,036	53,798,819	59,361,962	71,118,235
Actual Expenditures (All Funds)	51,409,244	52,923,774	58,489,110	N/A
Unexpended (All Funds)	633,792	875,045	872,852	0
Unexpended, by Fund:				
General Revenue	0	0	705,772	N/A
Federal	0	0	0	N/A
Other	633,792	875,045	167,080	N/A
			(1)	



*Restricted amount is as of _____.

Reverted includes the statutory three-percent reserve amount (when applicable).

Restricted includes any Governor's Expenditure Restrictions which remained at the end of the fiscal year (when applicable).

NOTES: (1) - The unexpended General Revenue amount in FY 2023, \$705,772, was funding for furniture destroyed in the fire at the leased location on East Elm Street. Due to timing of setting up a new permanent location for the impacted staff, the funds were not expended until the following fiscal year.

CORE RECONCILIATION DETAIL

**STATE
ASSET MANAGEMENT**

5. CORE RECONCILIATION DETAIL

			Budget Class	FTE	GR	Federal	Other	Total	Explanation
TAFP AFTER VETOES									
			PS	495.25	0	0	25,064,352	25,064,352	
			EE	0.00	802,500	0	46,053,683	46,856,183	
			PD	0.00	0	0	200	200	
Total				495.25	802,500	0	71,118,235	71,920,735	
DEPARTMENT CORE ADJUSTMENTS									
1x Expenditures	732	9761	EE	0.00	(802,500)	0	0	(802,500)	Reduction of 1X funding added in FY24 for replacement of furniture that was damaged in the Elm Street fire.
1x Expenditures	734	2148	EE	0.00	0	0	(180,000)	(180,000)	Reduction of 1X funding included in the FMDC Construction Crew NDI.
1x Expenditures	735	2148	EE	0.00	0	0	(126,770)	(126,770)	Reduction of 1X funding included in the OA Lab Campus Operations NDI.
Core Reduction	1680	2605	PS	(7.00)	0	0	(297,669)	(297,669)	FMDC institutional funding for facility maintenance of the Missouri State Highway Patrol (MSHP) is being transferred back to the MSHP.
Core Reduction	1680	4999	EE	0.00	0	0	(1,392,105)	(1,392,105)	FMDC institutional funding for facility maintenance of the Missouri State Highway Patrol (MSHP) is being transferred back to the MSHP.
Core Reduction	1680	2148	EE	0.00	0	0	(734,882)	(734,882)	FMDC institutional funding for facility maintenance of the Missouri State Highway Patrol (MSHP) is being transferred back to the MSHP.
NET DEPARTMENT CHANGES				(7.00)	(802,500)	0	(2,731,426)	(3,533,926)	

CORE RECONCILIATION DETAIL

STATE
ASSET MANAGEMENT

5. CORE RECONCILIATION DETAIL

	Budget Class	FTE	GR	Federal	Other	Total	Explanation
DEPARTMENT CORE REQUEST							
	PS	488.25	0	0	24,766,683	24,766,683	
	EE	0.00	0	0	43,619,926	43,619,926	
	PD	0.00	0	0	200	200	
	Total	488.25	0	0	68,386,809	68,386,809	
GOVERNOR'S RECOMMENDED CORE							
	PS	488.25	0	0	24,766,683	24,766,683	
	EE	0.00	0	0	43,619,926	43,619,926	
	PD	0.00	0	0	200	200	
	Total	488.25	0	0	68,386,809	68,386,809	

DECISION ITEM SUMMARY

Budget Unit									
Decision Item	FY 2023	FY 2023	FY 2024	FY 2024	FY 2025	FY 2025	FY 2025	FY 2025	FY 2025
Budget Object Summary	ACTUAL	ACTUAL	BUDGET	BUDGET	DEPT REQ	DEPT REQ	GOV REC	GOV REC	GOV REC
Fund	DOLLAR	FTE	DOLLAR	FTE	DOLLAR	FTE	DOLLAR	FTE	DOLLAR
ASSET MANAGEMENT									
CORE									
PERSONAL SERVICES									
STATE FACILITY MAINT & OPERAT	21,201,585	449.87	25,064,352	495.25	24,766,683	488.25	24,766,683	488.25	488.25
TOTAL - PS	21,201,585	449.87	25,064,352	495.25	24,766,683	488.25	24,766,683	488.25	488.25
EXPENSE & EQUIPMENT									
GENERAL REVENUE	0	0.00	802,500	0.00	0	0.00	0	0.00	0.00
STATE FACILITY MAINT & OPERAT	37,287,525	0.00	46,053,683	0.00	43,619,926	0.00	43,619,926	0.00	0.00
TOTAL - EE	37,287,525	0.00	46,856,183	0.00	43,619,926	0.00	43,619,926	0.00	0.00
PROGRAM-SPECIFIC									
STATE FACILITY MAINT & OPERAT	0	0.00	200	0.00	200	0.00	200	0.00	0.00
TOTAL - PD	0	0.00	200	0.00	200	0.00	200	0.00	0.00
TOTAL	58,489,110	449.87	71,920,735	495.25	68,386,809	488.25	68,386,809	488.25	488.25
Pay Plan - 0000012									
PERSONAL SERVICES									
STATE FACILITY MAINT & OPERAT	0	0.00	0	0.00	0	0.00	862,034	0.00	0.00
TOTAL - PS	0	0.00	0	0.00	0	0.00	862,034	0.00	0.00
TOTAL	0	0.00	0	0.00	0	0.00	862,034	0.00	0.00
Leasing Non-Count Fund Source - 1300010									
EXPENSE & EQUIPMENT									
STATE FACILITY MAINT & OPERAT	0	0.00	0	0.00	41,670,082	0.00	37,336,325	0.00	0.00
TOTAL - EE	0	0.00	0	0.00	41,670,082	0.00	37,336,325	0.00	0.00
PROGRAM-SPECIFIC									
STATE FACILITY MAINT & OPERAT	0	0.00	0	0.00	23,117,734	0.00	20,713,452	0.00	0.00
TOTAL - PD	0	0.00	0	0.00	23,117,734	0.00	20,713,452	0.00	0.00
TOTAL	0	0.00	0	0.00	64,787,816	0.00	58,049,777	0.00	0.00
Safety Program - 1300011									
PERSONAL SERVICES									
STATE FACILITY MAINT & OPERAT	0	0.00	0	0.00	205,000	2.00	0	0.00	0.00
TOTAL - PS	0	0.00	0	0.00	205,000	2.00	0	0.00	0.00

1/19/24 12:30

im_disummary

DECISION ITEM SUMMARY

Budget Unit									
Decision Item	FY 2023	FY 2023	FY 2024	FY 2024	FY 2025	FY 2025	FY 2025	FY 2025	FY 2025
Budget Object Summary	ACTUAL	ACTUAL	BUDGET	BUDGET	DEPT REQ	DEPT REQ	GOV REC	GOV REC	GOV REC
Fund	DOLLAR	FTE	DOLLAR	FTE	DOLLAR	FTE	DOLLAR	FTE	DOLLAR
ASSET MANAGEMENT									
Safety Program - 1300011									
EXPENSE & EQUIPMENT									
STATE FACILITY MAINT & OPERAT	0	0.00	0	0.00	603,842	0.00	0	0.00	0.00
TOTAL - EE	0	0.00	0	0.00	603,842	0.00	0	0.00	0.00
TOTAL	0	0.00	0	0.00	808,842	2.00	0	0.00	0.00
Security Program - 1300012									
PERSONAL SERVICES									
STATE FACILITY MAINT & OPERAT	0	0.00	0	0.00	175,000	2.00	0	0.00	0.00
TOTAL - PS	0	0.00	0	0.00	175,000	2.00	0	0.00	0.00
EXPENSE & EQUIPMENT									
STATE FACILITY MAINT & OPERAT	0	0.00	0	0.00	189,706	0.00	189,706	0.00	0.00
TOTAL - EE	0	0.00	0	0.00	189,706	0.00	189,706	0.00	0.00
TOTAL	0	0.00	0	0.00	364,706	2.00	189,706	0.00	0.00
OA Lab Campus Operations - 1300013									
PERSONAL SERVICES									
STATE FACILITY MAINT & OPERAT	0	0.00	0	0.00	105,000	1.00	105,000	1.00	1.00
TOTAL - PS	0	0.00	0	0.00	105,000	1.00	105,000	1.00	1.00
EXPENSE & EQUIPMENT									
STATE FACILITY MAINT & OPERAT	0	0.00	0	0.00	101,220	0.00	101,220	0.00	0.00
TOTAL - EE	0	0.00	0	0.00	101,220	0.00	101,220	0.00	0.00
TOTAL	0	0.00	0	0.00	206,220	1.00	206,220	1.00	1.00
KC Behavioral Health Hospital - 1300015									
PERSONAL SERVICES									
STATE FACILITY MAINT & OPERAT	0	0.00	0	0.00	460,000	4.00	0	0.00	0.00
TOTAL - PS	0	0.00	0	0.00	460,000	4.00	0	0.00	0.00
EXPENSE & EQUIPMENT									
STATE FACILITY MAINT & OPERAT	0	0.00	0	0.00	171,765	0.00	0	0.00	0.00
TOTAL - EE	0	0.00	0	0.00	171,765	0.00	0	0.00	0.00
TOTAL	0	0.00	0	0.00	631,765	4.00	0	0.00	0.00

1/19/24 12:30

im_disummary

DECISION ITEM SUMMARY

Budget Unit								
Decision Item	FY 2023	FY 2023	FY 2024	FY 2024	FY 2025	FY 2025	FY 2025	FY 2025
Budget Object Summary	ACTUAL	ACTUAL	BUDGET	BUDGET	DEPT REQ	DEPT REQ	GOV REC	GOV REC
Fund	DOLLAR	FTE	DOLLAR	FTE	DOLLAR	FTE	DOLLAR	FTE
ASSET MANAGEMENT								
DYS Treatment Center Utilities - 1300044								
EXPENSE & EQUIPMENT								
STATE FACILITY MAINT & OPERAT	0	0.00	0	0.00	0	0.00	54,740	0.00
TOTAL - EE	0	0.00	0	0.00	0	0.00	54,740	0.00
TOTAL	0	0.00	0	0.00	0	0.00	54,740	0.00
State Consolidated Warehouse - 1300054								
EXPENSE & EQUIPMENT								
STATE FACILITY MAINT & OPERAT	0	0.00	0	0.00	0	0.00	884,904	0.00
TOTAL - EE	0	0.00	0	0.00	0	0.00	884,904	0.00
TOTAL	0	0.00	0	0.00	0	0.00	884,904	0.00
Farigrounds Road Warehouse - 1300055								
EXPENSE & EQUIPMENT								
STATE FACILITY MAINT & OPERAT	0	0.00	0	0.00	0	0.00	449,648	0.00
TOTAL - EE	0	0.00	0	0.00	0	0.00	449,648	0.00
TOTAL	0	0.00	0	0.00	0	0.00	449,648	0.00
GRAND TOTAL	\$58,489,110	449.87	\$71,920,735	495.25	\$135,186,158	497.25	\$129,083,838	489.25

FLEXIBILITY REQUEST FORM

BUDGET UNIT NUMBER: 31041C	DEPARTMENT: Office of Administration
BUDGET UNIT NAME: FMDC Asset Management	
HOUSE BILL SECTION: 5.085	DIVISION: Facilities Management, Design and Construction

1. Provide the amount by fund of personal service flexibility and the amount by fund of expense and equipment flexibility you are requesting in dollar and percentage terms and explain why the flexibility is needed. If flexibility is being requested among divisions, provide the amount by fund of flexibility you are requesting in dollar and percentage terms and explain why the flexibility is needed.

DEPARTMENT REQUEST

PS/EE flexibility of 5% would allow the Division of Facilities Management, Design and Construction the ability to adjust funding to match varying asset management needs and costs. PS and EE will differ annually based on needs to cover operational expenses, address emergency and changing situations, etc.

2. Estimate how much flexibility will be used for the budget year. How much flexibility was used in the Prior Year Budget and the Current Year Budget? Please specify the amount.

PRIOR YEAR ACTUAL AMOUNT OF FLEXIBILITY USED	CURRENT YEAR ESTIMATED AMOUNT OF FLEXIBILITY THAT WILL BE USED	BUDGET REQUEST ESTIMATED AMOUNT OF FLEXIBILITY THAT WILL BE USED
\$2,073,236	Unknown	Unknown

3. Please explain how flexibility was used in the prior and/or current years.

PRIOR YEAR EXPLAIN ACTUAL USE	CURRENT YEAR EXPLAIN PLANNED USE
Fund 0501 spending authority in the amount \$2,890,733 was flexed for various statewide maintenance costs, PS (2605) to E&E (2148) - \$1,124,664, E&E (4999) to E&E (2148) - \$596,069, and E&E (2148) to E&E (4999) - \$1,170,000.	Flexibility may be used to redirect PS/E&E to efficiently conduct asset management needs and costs.

DECISION ITEM DETAIL

Budget Unit	FY 2023	FY 2023	FY 2024	FY 2024	FY 2025	FY 2025	FY 2025	FY 2025
Decision Item	ACTUAL	ACTUAL	BUDGET	BUDGET	DEPT REQ	DEPT REQ	GOV REC	GOV REC
Budget Object Class	DOLLAR	FTE	DOLLAR	FTE	DOLLAR	FTE	DOLLAR	FTE
ASSET MANAGEMENT								
CORE								
DIVISION DIRECTOR	89,196	0.75	132,407	1.00	132,407	1.00	132,407	1.00
DESIGNATED PRINCIPAL ASST DIV	95,126	1.16	250,448	3.00	250,448	3.00	250,448	3.00
LEGAL COUNSEL	121,674	1.62	158,166	1.95	158,166	1.95	158,166	1.95
MISCELLANEOUS TECHNICAL	75,022	1.28	0	0.00	0	0.00	0	0.00
MISCELLANEOUS PROFESSIONAL	265,475	2.76	0	0.00	0	0.00	0	0.00
SPECIAL ASST PROFESSIONAL	228,888	2.81	194,484	2.30	194,484	2.30	194,484	2.30
LABORER	86,088	2.64	0	0.00	0	0.00	0	0.00
SKILLED TRADESMAN	130,598	2.39	0	0.00	0	0.00	0	0.00
ADMIN SUPPORT ASSISTANT	424,287	11.73	538,762	14.00	538,762	14.00	538,762	14.00
LEAD ADMIN SUPPORT ASSISTANT	422,905	9.69	474,107	10.00	474,107	10.00	474,107	10.00
ADMIN SUPPORT PROFESSIONAL	82,271	1.52	62,013	1.00	62,013	1.00	62,013	1.00
ADMINISTRATIVE MANAGER	171,670	1.77	209,501	2.00	209,501	2.00	209,501	2.00
SR BUSINESS PROJECT MANAGER	61,813	0.75	89,156	1.00	89,156	1.00	89,156	1.00
PRINCIPAL BUSINESS PROJECT MGR	18,051	0.17	0	0.00	0	0.00	0	0.00
SENIOR PROGRAM SPECIALIST	127,668	1.93	138,478	2.00	138,478	2.00	138,478	2.00
PROGRAM COORDINATOR	0	0.00	1	0.00	1	0.00	1	0.00
PROGRAM MANAGER	58,783	0.75	91,952	1.00	91,952	1.00	91,952	1.00
SENIOR RESEARCH/DATA ANALYST	4,957	0.08	0	0.00	0	0.00	0	0.00
STORES/WAREHOUSE ASSOCIATE	173,511	4.75	197,546	5.00	197,546	5.00	197,546	5.00
PUBLIC RELATIONS COORDINATOR	19,023	0.29	0	0.00	0	0.00	0	0.00
CUSTODIAL SUPERVISOR	256,649	6.62	293,243	7.00	293,243	7.00	293,243	7.00
CUSTODIAL MANAGER	0	0.00	58,778	1.00	58,778	1.00	58,778	1.00
DESIGNER	244,957	4.20	305,643	5.00	305,643	5.00	305,643	5.00
ARCHITECT	15,729	0.21	68,242	1.00	68,242	1.00	68,242	1.00
ASSOCIATE ENGINEER	28,068	0.41	65,747	1.00	65,747	1.00	65,747	1.00
PROFESSIONAL ENGINEER	61,131	0.75	88,047	1.00	88,047	1.00	88,047	1.00
ENGINEER SUPERVISOR	69,066	0.75	97,969	1.00	97,969	1.00	97,969	1.00
ENGNG SURVEYING & FIELD TECH	152,392	3.41	202,075	4.00	202,075	4.00	202,075	4.00
ENGNG/ARCHITECT PROJECT MGR	784,706	10.74	1,195,182	15.00	1,195,182	15.00	1,195,182	15.00
SR ENGNG/ARCHITECT PROJECT MGR	297,153	3.20	490,200	5.00	490,200	5.00	490,200	5.00
AGENCY BUDGET ANALYST	36,987	0.54	74,966	1.00	74,966	1.00	74,966	1.00
AGENCY BUDGET SENIOR ANALYST	125,710	1.71	157,747	2.00	157,747	2.00	157,747	2.00

DECISION ITEM DETAIL

Budget Unit	FY 2023	FY 2023	FY 2024	FY 2024	FY 2025	FY 2025	FY 2025	FY 2025
Decision Item	ACTUAL	ACTUAL	BUDGET	BUDGET	DEPT REQ	DEPT REQ	GOV REC	GOV REC
Budget Object Class	DOLLAR	FTE	DOLLAR	FTE	DOLLAR	FTE	DOLLAR	FTE
ASSET MANAGEMENT								
CORE								
SENIOR ACCOUNTS ASSISTANT	114,624	2.55	142,079	3.00	142,079	3.00	142,079	3.00
ACCOUNTS SUPERVISOR	9,138	0.17	0	0.00	0	0.00	0	0.00
ACCOUNTANT	124,571	2.33	174,828	3.00	174,828	3.00	174,828	3.00
INTERMEDIATE ACCOUNTANT	71,894	1.00	76,215	1.00	76,215	1.00	76,215	1.00
ACCOUNTANT SUPERVISOR	21,558	0.25	0	0.00	0	0.00	0	0.00
ACCOUNTANT MANAGER	71,506	0.75	101,064	1.00	101,064	1.00	101,064	1.00
PROCUREMENT ANALYST	128,584	2.50	166,387	3.00	166,387	3.00	166,387	3.00
PROCUREMENT SPECIALIST	159,972	2.75	186,753	3.00	186,753	3.00	186,753	3.00
PROCUREMENT SUPERVISOR	248,462	3.46	307,878	4.00	307,878	4.00	307,878	4.00
GEOGRAPHIC INFO SYSTEMS SPEC	15,077	0.25	0	0.00	0	0.00	0	0.00
REAL ESTATE SERVICES SPEC	41,914	0.69	75,960	1.00	75,960	1.00	75,960	1.00
REAL ESTATE SVCS COORDINATOR	399,191	6.00	426,405	6.00	426,405	6.00	426,405	6.00
HEALTH AND SAFETY SUPERVISOR	24,952	0.29	0	0.00	0	0.00	0	0.00
MAINTENANCE/GROUNDS WORKER	114,923	3.45	238,960	4.00	238,960	4.00	238,960	4.00
MAINTENANCE/GROUNDS TECHNICIAN	5,149,525	136.75	6,067,079	153.00	6,027,161	152.00	6,027,161	152.00
MAINTENANCE/GROUNDS SUPERVISOR	1,066,023	23.68	1,192,466	25.00	1,192,466	25.00	1,192,466	25.00
MAINTENANCE/GROUNDS MANAGER	0	0.00	76,630	1.00	76,630	1.00	76,630	1.00
SPECIALIZED TRADES WORKER	3,956,571	93.01	4,850,792	106.00	4,656,613	102.00	4,656,613	102.00
SR SPECIALIZED TRADES WORKER	898,863	19.72	926,011	20.00	926,011	20.00	926,011	20.00
SPECIALIZED TRADES SUPERVISOR	2,801,188	53.03	3,028,000	54.00	2,964,428	52.00	2,964,428	52.00
SPECIALIZED TRADES MANAGER	288,777	3.58	527,125	6.00	527,125	6.00	527,125	6.00
CONSTRUCTION PROJECT TECH	455,143	7.73	498,659	8.00	498,659	8.00	498,659	8.00
CONSTRUCTION PROJECT SPEC	136,178	2.17	133,389	2.00	133,389	2.00	133,389	2.00
CONSTRUCTION PROJECT SPV	101,647	1.38	157,757	2.00	157,757	2.00	157,757	2.00
CONSTRUCTION PROJECT MANAGER	71,750	1.00	75,055	1.00	75,055	1.00	75,055	1.00
TOTAL - PS	21,201,585	449.87	25,064,352	495.25	24,766,683	488.25	24,766,683	488.25
TRAVEL, IN-STATE	129,667	0.00	108,204	0.00	108,204	0.00	108,204	0.00
TRAVEL, OUT-OF-STATE	26,320	0.00	562	0.00	562	0.00	562	0.00
FUEL & UTILITIES	17,002,266	0.00	19,737,674	0.00	18,345,569	0.00	18,345,569	0.00
SUPPLIES	5,328,092	0.00	4,415,816	0.00	3,879,046	0.00	3,879,046	0.00
PROFESSIONAL DEVELOPMENT	86,881	0.00	45,000	0.00	45,000	0.00	45,000	0.00
COMMUNICATION SERV & SUPP	495,062	0.00	369,648	0.00	369,648	0.00	369,648	0.00

DECISION ITEM DETAIL

Budget Unit	FY 2023	FY 2023	FY 2024	FY 2024	FY 2025	FY 2025	FY 2025	FY 2025
Decision Item	ACTUAL	ACTUAL	BUDGET	BUDGET	DEPT REQ	DEPT REQ	GOV REC	GOV REC
Budget Object Class	DOLLAR	FTE	DOLLAR	FTE	DOLLAR	FTE	DOLLAR	FTE
ASSET MANAGEMENT								
CORE								
PROFESSIONAL SERVICES	2,076,917	0.00	2,312,568	0.00	2,162,568	0.00	2,162,568	0.00
HOUSEKEEPING & JANITORIAL SERV	5,762,946	0.00	11,890,081	0.00	11,705,199	0.00	11,705,199	0.00
M&R SERVICES	3,761,161	0.00	3,768,943	0.00	3,768,943	0.00	3,768,943	0.00
COMPUTER EQUIPMENT	31,884	0.00	100	0.00	100	0.00	100	0.00
MOTORIZED EQUIPMENT	441,974	0.00	467,671	0.00	317,671	0.00	317,671	0.00
OFFICE EQUIPMENT	38,989	0.00	40,302	0.00	40,302	0.00	40,302	0.00
OTHER EQUIPMENT	1,472,225	0.00	2,785,931	0.00	1,963,431	0.00	1,963,431	0.00
PROPERTY & IMPROVEMENTS	516,954	0.00	800,246	0.00	800,246	0.00	800,246	0.00
BUILDING LEASE PAYMENTS	0	0.00	4,620	0.00	4,620	0.00	4,620	0.00
EQUIPMENT RENTALS & LEASES	44,089	0.00	33,728	0.00	33,728	0.00	33,728	0.00
MISCELLANEOUS EXPENSES	72,098	0.00	62,166	0.00	62,166	0.00	62,166	0.00
REBILLABLE EXPENSES	0	0.00	12,923	0.00	12,923	0.00	12,923	0.00
TOTAL - EE	37,287,525	0.00	46,856,183	0.00	43,619,926	0.00	43,619,926	0.00
PROGRAM DISTRIBUTIONS	0	0.00	100	0.00	100	0.00	100	0.00
DEBT SERVICE	0	0.00	100	0.00	100	0.00	100	0.00
TOTAL - PD	0	0.00	200	0.00	200	0.00	200	0.00
GRAND TOTAL	\$58,489,110	449.87	\$71,920,735	495.25	\$68,386,809	488.25	\$68,386,809	488.25
GENERAL REVENUE	\$0	0.00	\$802,500	0.00	\$0	0.00	\$0	0.00
FEDERAL FUNDS	\$0	0.00	\$0	0.00	\$0	0.00	\$0	0.00
OTHER FUNDS	\$58,489,110	449.87	\$71,118,235	495.25	\$68,386,809	488.25	\$68,386,809	488.25

NEW DECISION ITEM
RANK: _____ OF _____

Department	Office of Administration	Budget Unit	31041C
Division	Facilities Management, Design and Construction		
DI Name	Leasing Non-Count Fund Source	DI#	1300010
		HB Section	5.085

1. AMOUNT OF REQUEST

	FY 2025 Budget Request				FY 2025 Governor's Recommendation			
	GR	Federal	Other	Total	GR	Federal	Other	Total
PS	0	0	0	0	PS	0	0	0
EE	0	0	41,670,082	41,670,082	EE	0	0	37,336,325
PSD	0	0	23,117,734	23,117,734	PSD	0	0	20,713,452
TRF	0	0	0	0	TRF	0	0	0
Total	0	0	64,787,816	64,787,816	Total	0	0	58,049,777
FTE	0.00	0.00	0.00	0.00	FTE	0.00	0.00	0.00

Est. Fringe	0	0	0	0
--------------------	---	---	---	---

Note: Fringes budgeted in House Bill 5 except for certain fringes budgeted directly to MoDOT, Highway Patrol, and Conservation.

Est. Fringe	0	0	0	0
--------------------	---	---	---	---

Note: Fringes budgeted in House Bill 5 except for certain fringes budgeted directly to MoDOT, Highway Patrol, and Conservation.

Other Funds: State Facility Maintenance & Operation Fund (0501)
 Non-Counts: State Facility Maintenance & Operation Fund (0501) - \$64,787,816

Other Funds:
 Non-Counts:

2. THIS REQUEST CAN BE CATEGORIZED AS:

<input type="checkbox"/> New Legislation	<input type="checkbox"/> New Program	<input type="checkbox"/> Fund Switch
<input type="checkbox"/> Federal Mandate	<input type="checkbox"/> Program Expansion	<input type="checkbox"/> Cost to Continue
<input type="checkbox"/> GR Pick-Up	<input type="checkbox"/> Space Request	<input type="checkbox"/> Equipment Replacement
<input type="checkbox"/> Pay Plan	<input checked="" type="checkbox"/> Other: <u>Non-Count Fund Request</u>	

3. WHY IS THIS FUNDING NEEDED? PROVIDE AN EXPLANATION FOR ITEMS CHECKED IN #2. INCLUDE THE FEDERAL OR STATE STATUTORY OR CONSTITUTIONAL AUTHORIZATION FOR THIS PROGRAM.

In order to utilize the capabilities of the new MOVERS system, OA-FMDC needs to change current procedure related to payments for leased facilities. At this time, all expenditures are made from HB 13 Section 13.005. New non-count authority is needed in HB5 to allow the expenditures to be consolidated into a single fund prior to making payments. This is the same process used for all state owned and institutional locations. This will create efficiencies for Accounting staff both when making payments and completing reporting, and is a necessary change in order to be compatible with the new MOVERS system. The new system cannot handle multiple funds for leased accounting. This will also result in not being able to use the amortization feature for 400+ GASB 87 reportable leases that OA/FMDC and OA/Accounting have to maintain each fiscal year. The MOVERS system cannot be tested and/or implemented for leased accounting until this request is approved. The MOVERS budget module is scheduled to go live July 2024.

NEW DECISION ITEM
RANK: _____ OF _____

Department	Office of Administration	Budget Unit	31041C
Division	Facilities Management, Design and Construction		
DI Name	Leasing Non-Count Fund Source	DI#	1300010
		HB Section	5.085

4. DESCRIBE THE DETAILED ASSUMPTIONS USED TO DERIVE THE SPECIFIC REQUESTED AMOUNT. (How did you determine that the requested number of FTE were appropriate? From what source or standard did you derive the requested levels of funding? Were alternatives such as outsourcing or automation considered? If based on new legislation, does request tie to TAFP fiscal note? If not, explain why. Detail which portions of the request are one-times and how those amounts were calculated.)

For state owned and institutional facilities, actual funding is collected through a variety of funds in HB 13 and then transferred into HB 5. This non-count authority will allow payments for leased locations to be handled in the same way. The FY 2024 TAFP funding amount in Section 13.005 of HB 13 was used to calculate the non-count authority that needs to be added to HB 5.

5. BREAK DOWN THE REQUEST BY BUDGET OBJECT CLASS, JOB CLASS, AND FUND SOURCE. IDENTIFY ONE-TIME COSTS.

	Dept Req	Dept Req	Dept Req	Dept Req	Dept Req	Dept Req	Dept Req	Dept Req	Dept Req
	GR	GR	FED	FED	OTHER	OTHER	TOTAL	TOTAL	One-Time
Budget Object Class/Job Class	DOLLARS	FTE	DOLLARS	FTE	DOLLARS	FTE	DOLLARS	FTE	DOLLARS
Total PS	0	0.0	0	0.0	0	0.0	0	0.0	0
Fuel & Utilities (180)					3,830,841		3,830,841		
Professional Services (400)					788,730		788,730		
Housekeeping & Janitorial Serv (420)					8,528,579		8,528,579		
Property & Improvements (640)					5,404,197		5,404,197		
Building Lease Payments (680)					23,117,735		23,117,735		
Total EE	0		0		41,670,082		41,670,082		0
Debt Service					23,117,734		23,117,734		
Total PSD	0		0		23,117,734		23,117,734		0
Transfers									
Total TRF	0		0		0		0		0
Grand Total	0	0.0	0	0.0	64,787,816	0.0	64,787,816	0.0	0

NEW DECISION ITEM

RANK: _____ OF _____

Department	Office of Administration	Budget Unit	31041C
Division	Facilities Management, Design and Construction		
DI Name	Leasing Non-Count Fund Source	DI# 1300010	HB Section
			5.085

Budget Object Class/Job Class	Gov Rec	Gov Rec	Gov Rec	Gov Rec	Gov Rec	Gov Rec	Gov Rec	Gov Rec	Gov Rec	Gov Rec
	GR DOLLARS	GR FTE	FED DOLLARS	FED FTE	OTHER DOLLARS	OTHER FTE	TOTAL DOLLARS	TOTAL FTE	One-Time DOLLARS	
							0			
							0	0.0		
Total PS	0	0.0	0	0.0	0	0.0	0	0.0	0	0
Fuel & Utilities (180)					3,432,427		3,432,427			
Professional Services (400)					706,700		706,700			
Housekeeping & Janitorial Serv (420)					7,641,594		7,641,594			
Property & Improvements (640)					4,842,152		4,842,152			
Building Lease Payments (680)					20,713,452		20,713,452			
Total EE	0		0		37,336,325		37,336,325			0
Debt Service (660)					20,713,452		20,713,452			
Program Distributions							0			
Total PSD	0		0		20,713,452		20,713,452			0
Transfers										
Total TRF	0		0		0		0			0
Grand Total	0	0.0	0	0.0	58,049,777	0.0	58,049,777	0.0		0

DECISION ITEM DETAIL

Budget Unit	FY 2023	FY 2023	FY 2024	FY 2024	FY 2025	FY 2025	FY 2025	FY 2025
Decision Item	ACTUAL	ACTUAL	BUDGET	BUDGET	DEPT REQ	DEPT REQ	GOV REC	GOV REC
Budget Object Class	DOLLAR	FTE	DOLLAR	FTE	DOLLAR	FTE	DOLLAR	FTE
ASSET MANAGEMENT								
Leasing Non-Count Fund Source - 1300010								
FUEL & UTILITIES	0	0.00	0	0.00	3,830,841	0.00	3,432,427	0.00
PROFESSIONAL SERVICES	0	0.00	0	0.00	788,730	0.00	706,700	0.00
HOUSEKEEPING & JANITORIAL SERV	0	0.00	0	0.00	8,528,579	0.00	7,641,594	0.00
PROPERTY & IMPROVEMENTS	0	0.00	0	0.00	5,404,197	0.00	4,842,152	0.00
BUILDING LEASE PAYMENTS	0	0.00	0	0.00	23,117,735	0.00	20,713,452	0.00
TOTAL - EE	0	0.00	0	0.00	41,670,082	0.00	37,336,325	0.00
DEBT SERVICE	0	0.00	0	0.00	23,117,734	0.00	20,713,452	0.00
TOTAL - PD	0	0.00	0	0.00	23,117,734	0.00	20,713,452	0.00
GRAND TOTAL	\$0	0.00	\$0	0.00	\$64,787,816	0.00	\$58,049,777	0.00
GENERAL REVENUE	\$0	0.00	\$0	0.00	\$0	0.00	\$0	0.00
FEDERAL FUNDS	\$0	0.00	\$0	0.00	\$0	0.00	\$0	0.00
OTHER FUNDS	\$0	0.00	\$0	0.00	\$64,787,816	0.00	\$58,049,777	0.00

NEW DECISION ITEM
RANK: _____ OF _____

Department: Office of Administration	Budget Unit: 31041C
Division: Facilities Management, Design and Construction	
DI Name: Safety Program DI#1300011	HB Section: 5.085

1. AMOUNT OF REQUEST

	FY 2025 Budget Request			
	GR	Federal	Other	Total
PS	0	0	205,000	205,000
EE	0	0	603,842	603,842
PSD	0	0	0	0
TRF	0	0	0	0
Total	0	0	808,842	808,842

FTE **0.00** **0.00** **2.00** **2.00**

Est. Fringe	0	0	106,442	106,442
--------------------	---	---	---------	---------

Note: Fringes budgeted in House Bill 5 except for certain fringes budgeted directly to MoDOT, Highway Patrol, and Conservation.

Other Funds: State Facility Maintenance and Operation Fund (0501)
 Non-Counts: State Facility Maintenance and Operation Fund (0501) - \$808,842

	FY 2025 Governor's Recommendation			
	GR	Federal	Other	Total
PS	0	0	0	0
EE	0	0	0	0
PSD	0	0	0	0
TRF	0	0	0	0
Total	0	0	0	0

FTE **0.00** **0.00** **0.00** **0.00**

Est. Fringe	0	0	0	0
--------------------	---	---	---	---

Note: Fringes budgeted in House Bill 5 except for certain fringes budgeted directly to MoDOT, Highway Patrol, and Conservation.

Other Funds:
 Non-Counts:

2. THIS REQUEST CAN BE CATEGORIZED AS:

<input type="checkbox"/> New Legislation	<input type="checkbox"/> New Program	<input type="checkbox"/> Fund Switch
<input type="checkbox"/> Federal Mandate	<input checked="" type="checkbox"/> Program Expansion	<input type="checkbox"/> Cost to Continue
<input type="checkbox"/> GR Pick-Up	<input type="checkbox"/> Space Request	<input type="checkbox"/> Equipment Replacement
<input type="checkbox"/> Pay Plan	<input type="checkbox"/> Other: _____	

3. WHY IS THIS FUNDING NEEDED? PROVIDE AN EXPLANATION FOR ITEMS CHECKED IN #2. INCLUDE THE FEDERAL OR STATE STATUTORY OR CONSTITUTIONAL AUTHORIZATION FOR THIS PROGRAM.

The goal of the Safety Program within the Office of Administration's Facilities Management, Design, and Construction Division (OA-FMDC) is to promote a workplace health and safety culture related to safety including training; assistance with compliance regulations, and anticipating, recognizing, evaluating and controlling safety and or health hazards associated with employee behaviors. This is crucial to providing a safe and healthy workplace environment.

NEW DECISION ITEM

RANK: _____ OF _____

Department: Office of Administration	Budget Unit 31041C
Division: Facilities Management, Design and Construction	
DI Name: Safety Program DI#1300011	HB Section 5.085

Under the direction of the FMDC Director, the current FMDC Safety Program Manager will supervise the requested Senior Program Specialist. The additional funding for the Safety Program will address two very important tasks: (1) keep workers safe by assessing and eliminating workplace safety hazards, and (2) help work toward safer workplace facilities. Improved safety practices will lessen the workers compensation loss by adhering to Federal, State and Local regulations, such as Universal Building Codes, and OSHA standards. Funding will also be used for outside safety consultants to develop training and educational materials, and assist with implementation of safety policies and procedures for all FMDC employees and facilities. FMDC is requesting additional authority in order to have the necessary funding available to cover all expenses related to leased, state owned and institutional locations.

There is a corresponding NDI in HB 13.

4. DESCRIBE THE DETAILED ASSUMPTIONS USED TO DERIVE THE SPECIFIC REQUESTED AMOUNT. (How did you determine that the requested number of FTE were appropriate? From what source or standard did you derive the requested levels of funding? Were alternatives such as outsourcing or automation considered? If based on new legislation, does request tie to TAFP fiscal note? If not, explain why. Detail which portions of the request are one-times and how those amounts were calculated.)

In order to implement expansion of the Safety Program, additional funding and 2.00 FTE are needed. The funding will be used for safety training and materials, OSHA compliance and training, posters and signage indicating hazards present, PPE equipment, eye and ear protection, safety footwear (steel toe boots for applicable staff members), hard hats, wheel chocks for all wheeled equipment and vehicles, and other equipment such as rubber feet for ladders, reflective vests, protective gloves, full face shields, chemical splash goggles, respiratory protection, fall protection equipment when working above 6 feet, and other protective clothing as needed.

Additional costs include 113 AEDs that will be purchased through a statewide contract and will include: AED/Equipment (AED, CPR-D Padz, 10 Pack Batteries, Carry Case, Demonstration & Setup CD) surface mounted wall cabinet with keyed alarm, AED wall sign, pedi-padz, 7 -Year Warranty, and a 5-Year Management Plan that covers annual maintenance to keep the AEDs certified. AEDs will be installed by FMDC maintenance staff.

NEW DECISION ITEM
RANK: _____ OF _____

Department: Office of Administration	Budget Unit: 31041C
Division: Facilities Management, Design and Construction	
DI Name: Safety Program	DI#: 1300011
	HB Section: 5.085

5. BREAK DOWN THE REQUEST BY BUDGET OBJECT CLASS, JOB CLASS, AND FUND SOURCE. IDENTIFY ONE-TIME COSTS.									
	Dept Req	Dept Req	Dept Req	Dept Req	Dept Req	Dept Req	Dept Req	Dept Req	Dept Req
Budget Object Class/Job Class	GR DOLLARS	GR FTE	FED DOLLARS	FED FTE	OTHER DOLLARS	OTHER FTE	TOTAL DOLLARS	TOTAL FTE	One-Time DOLLARS
Health & Safety Specialist (210I30)					85,000	1.0	85,000	1.0	
Health & Safety Manager (210I40)					120,000	1.0	120,000	1.0	
Total PS	0	0.0	0	0.0	205,000	2.0	205,000	2.0	0
140 - In-State Travel					15,000		15,000		
190 - Supplies					390,202		390,202		240,482
320 - Professional Development					50,000		50,000		
400 - Professional Services					50,000		50,000		
560 - Motorized Equipment					80,000		80,000		
580 - Office Equipment					18,640		18,640		9,532
Total EE	0		0		603,842		603,842		250,014
Program Distributions							0		
Total PSD	0		0		0		0		0
Transfers							0		
Total TRF	0		0		0		0		0
Grand Total	0	0.0	0	0.0	808,842	2.0	808,842	2.0	250,014

NEW DECISION ITEM

RANK: _____ OF _____

Department: Office of Administration	Budget Unit: 31041C
Division: Facilities Management, Design and Construction	
DI Name: Safety Program DI#1300011	HB Section: 5.085

Budget Object Class/Job Class	Gov Rec GR DOLLARS	Gov Rec GR FTE	Gov Rec FED DOLLARS	Gov Rec FED FTE	Gov Rec OTHER DOLLARS	Gov Rec OTHER FTE	Gov Rec TOTAL DOLLARS	Gov Rec TOTAL FTE	Gov Rec One-Time DOLLARS
							0		
							0	0.0	
Total PS	<u>0</u>	<u>0.0</u>	<u>0</u>	<u>0.0</u>	<u>0</u>	<u>0.0</u>	<u>0</u>	<u>0.0</u>	<u>0</u>
							0		
							0		
							0		
Total EE	<u>0</u>		<u>0</u>		<u>0</u>		<u>0</u>		<u>0</u>
Program Distributions							0		
Total PSD	<u>0</u>		<u>0</u>		<u>0</u>		<u>0</u>		<u>0</u>
Transfers							0		
Total TRF	<u>0</u>		<u>0</u>		<u>0</u>		<u>0</u>		<u>0</u>
Grand Total	<u><u>0</u></u>	<u><u>0.0</u></u>	<u><u>0</u></u>	<u><u>0.0</u></u>	<u><u>0</u></u>	<u><u>0.0</u></u>	<u><u>0</u></u>	<u><u>0.0</u></u>	<u><u>0</u></u>

NEW DECISION ITEM

RANK: _____ OF _____

Department: Office of Administration	Budget Unit 31041C
Division: Facilities Management, Design and Construction	
DI Name: Safety Program DI#1300011	HB Section 5.085

6. PERFORMANCE MEASURES (If new decision item has an associated core, separately identify projected performance with & without additional funding.)

6a. Provide an activity measure(s) for the program.

Provide workplace training related to safety policies and procedures and providing a safe and healthy workplace environment.

6b. Provide a measure(s) of the program's quality.

Reduction in workplace accidents and workers' compensation claims.

6c. Provide a measure(s) of the program's impact.

Healthier and safer working environment for FMDC staff and other state employees.

6d. Provide a measure(s) of the program's efficiency.

Reduction in workplace accidents and workers' compensation claims.

7. STRATEGIES TO ACHIEVE THE PERFORMANCE MEASUREMENT TARGETS:

In order to achieve increased safety within FMDC and state facilities, FMDC will provide directly or indirectly:

- Safety training and materials,
- OSHA compliance and training,
- Posters and signage indicating hazards present,
- PPE equipment,
- Eye and ear protection,
- Safety footwear i(steel toe boots for applicable staff members),
- Hard hats,
- Wheel chocks for all wheeled equipment and vehicles, and
- Other equipment/trainings as needed.

DECISION ITEM DETAIL

Budget Unit	FY 2023	FY 2023	FY 2024	FY 2024	FY 2025	FY 2025	FY 2025	FY 2025
Decision Item	ACTUAL	ACTUAL	BUDGET	BUDGET	DEPT REQ	DEPT REQ	GOV REC	GOV REC
Budget Object Class	DOLLAR	FTE	DOLLAR	FTE	DOLLAR	FTE	DOLLAR	FTE
ASSET MANAGEMENT								
Safety Program - 1300011								
HEALTH AND SAFETY SPECIALIST	0	0.00	0	0.00	85,000	1.00	0	0.00
HEALTH AND SAFETY SUPERVISOR	0	0.00	0	0.00	120,000	1.00	0	0.00
TOTAL - PS	0	0.00	0	0.00	205,000	2.00	0	0.00
TRAVEL, IN-STATE	0	0.00	0	0.00	15,000	0.00	0	0.00
SUPPLIES	0	0.00	0	0.00	390,202	0.00	0	0.00
PROFESSIONAL DEVELOPMENT	0	0.00	0	0.00	50,000	0.00	0	0.00
PROFESSIONAL SERVICES	0	0.00	0	0.00	50,000	0.00	0	0.00
MOTORIZED EQUIPMENT	0	0.00	0	0.00	80,000	0.00	0	0.00
OFFICE EQUIPMENT	0	0.00	0	0.00	18,640	0.00	0	0.00
TOTAL - EE	0	0.00	0	0.00	603,842	0.00	0	0.00
GRAND TOTAL	\$0	0.00	\$0	0.00	\$808,842	2.00	\$0	0.00
GENERAL REVENUE	\$0	0.00	\$0	0.00	\$0	0.00		0.00
FEDERAL FUNDS	\$0	0.00	\$0	0.00	\$0	0.00		0.00
OTHER FUNDS	\$0	0.00	\$0	0.00	\$808,842	2.00		0.00

NEW DECISION ITEM

RANK: _____ OF _____

Department: Office of Administration	Budget Unit: 31041C
Division: Facilities Management, Design and Construction	
DI Name: Security Program DI#1300012	HB Section: 5.085

1. AMOUNT OF REQUEST

	FY 2025 Budget Request			
	GR	Federal	Other	Total
PS	0	0	175,000	175,000
EE	0	0	189,706	189,706
PSD	0	0	0	0
TRF	0	0	0	0
Total	0	0	364,706	364,706

FTE 0.00 0.00 2.00 2.00

Est. Fringe	0	0	95,261	95,261
--------------------	---	---	--------	--------

Note: Fringes budgeted in House Bill 5 except for certain fringes budgeted directly to MoDOT, Highway Patrol, and Conservation.

Other Funds: State Facility Maintenance and Operation Fund (0501)
 Non-Counts: State Facility Maintenance and Operation Fund (0501) - \$364,706

	FY 2025 Governor's Recommendation			
	GR	Federal	Other	Total
PS	0	0	0	0
EE	0	0	189,706	189,706
PSD	0	0	0	0
TRF	0	0	0	0
Total	0	0	189,706	189,706

FTE 0.00 0.00 0.00 0.00

Est. Fringe	0	0	0	0
--------------------	---	---	---	---

Note: Fringes budgeted in House Bill 5 except for certain fringes budgeted directly to MoDOT, Highway Patrol, and Conservation.

Other Funds:
 Non-Counts:

2. THIS REQUEST CAN BE CATEGORIZED AS:

<input type="checkbox"/> New Legislation	<input type="checkbox"/> New Program	<input type="checkbox"/> Fund Switch
<input type="checkbox"/> Federal Mandate	<input checked="" type="checkbox"/> Program Expansion	<input type="checkbox"/> Cost to Continue
<input type="checkbox"/> GR Pick-Up	<input type="checkbox"/> Space Request	<input type="checkbox"/> Equipment Replacement
<input type="checkbox"/> Pay Plan	<input type="checkbox"/> Other: _____	

3. WHY IS THIS FUNDING NEEDED? PROVIDE AN EXPLANATION FOR ITEMS CHECKED IN #2. INCLUDE THE FEDERAL OR STATE STATUTORY OR CONSTITUTIONAL AUTHORIZATION FOR THIS PROGRAM.

The Security Program within the Office of Administration's Facilities Management, Design, and Construction Division (FMDC) will identify, control, and mitigate all current and potential security risks for state owned office buildings and leased facilities. The security program will establish best practices across the organization to create common methodologies to protect State employees, customers, and visitors, by securing state owned and leased facilities across the state for all agencies and tenants. The program will be responsible for reviewing and consulting on new operational practices statewide with the goal of maintaining the security and safety of state employees, visitors, and customers. The FMDC Security Program Manager will supervise the requested Senior Program Specialist who will oversee the contracted security guard force throughout the entire state. Presently, there are approximately 78 guards in an estimated 35 buildings.

There is a corresponding NDI in HB 13.

NEW DECISION ITEM

RANK: _____ OF _____

Department: Office of Administration	Budget Unit	31041C	
Division: Facilities Management, Design and Construction			
DI Name: Security Program	DI#1300012	HB Section	5.085

4. DESCRIBE THE DETAILED ASSUMPTIONS USED TO DERIVE THE SPECIFIC REQUESTED AMOUNT. (How did you determine that the requested number of FTE were appropriate? From what source or standard did you derive the requested levels of funding? Were alternatives such as outsourcing or automation considered? If based on new legislation, does request tie to TAFP fiscal note? If not, explain why. Detail which portions of the request are one-times and how those amounts were calculated.)

In order to implement the expansion of the Security Program, additional funding along with 2.00 FTE will be needed. The funding will be used for the development and implementation of security policies and procedures and consist of the following:

- Coordinate the security applications and programs to promote and ensure a safe working environment.
- Maintain and development new installation of products for physical security within the FMDC state owned buildings and Capitol.
- Provide overall guidance into actionable items and initiatives and implement agency-wide security protocols.
- Assess facilities for both internal and external security threats and risks.
- Prepare and implement effective training programs for staff to meet site requirements.
- Prepare reports and conduct preliminary investigations of security-related incidents.
- Research, recommend, and implement appropriate programs to mitigate security risks and maintain regulatory and corporate compliance.
- Authorize data access, perform audits, and conduct quality checks.

In addition, these positions will manage upcoming projects such as:

- Upgraded security cameras
- Future upgrades to the State badge security project

NEW DECISION ITEM
RANK: _____ OF _____

Department: Office of Administration	Budget Unit: 31041C
Division: Facilities Management, Design and Construction	
DI Name: Security Program	DI#: 1300012
	HB Section: 5.085

5. BREAK DOWN THE REQUEST BY BUDGET OBJECT CLASS, JOB CLASS, AND FUND SOURCE. IDENTIFY ONE-TIME COSTS.

	Dept Req	Dept Req	Dept Req	Dept Req	Dept Req	Dept Req	Dept Req	Dept Req	Dept Req
Budget Object Class/Job Class	GR DOLLARS	GR FTE	FED DOLLARS	FED FTE	OTHER DOLLARS	OTHER FTE	TOTAL DOLLARS	TOTAL FTE	One-Time DOLLARS
Program Manager (02PS50)					105,000	1.0	105,000	1.0	
Senior Program Specialist (02PS30)					70,000	1.0	70,000	1.0	
Total PS	0	0.0	0	0.0	175,000	2.0	175,000	2.0	0
140 - In-State Travel					25,000		25,000		
320 - Professional Development					20,000		20,000		
400 - Professional Services					50,000		50,000		
560 - Motorized Equipment					80,000		80,000		80,000
580 - Office Equipment					14,706		14,706		5,598
Total EE	0		0		189,706		189,706		85,598
Program Distributions							0		
Total PSD	0		0		0		0		0
Transfers									
Total TRF	0		0		0		0		0
Grand Total	0	0.0	0	0.0	364,706	2.0	364,706	2.0	85,598

NEW DECISION ITEM

RANK: _____ OF _____

Department: Office of Administration	Budget Unit: 31041C
Division: Facilities Management, Design and Construction	
DI Name: Security Program	DI#: 1300012
	HB Section: 5.085

Budget Object Class/Job Class	Gov Rec GR DOLLARS	Gov Rec GR FTE	Gov Rec FED DOLLARS	Gov Rec FED FTE	Gov Rec OTHER DOLLARS	Gov Rec OTHER FTE	Gov Rec TOTAL DOLLARS	Gov Rec TOTAL FTE	Gov Rec One-Time DOLLARS
							0		
Total PS	0	0.0	0	0.0	0	0.0	0	0.0	0
140 - In-State Travel					25,000		25,000		
320 - Professional Development					20,000		20,000		
400 - Professional Services					50,000		50,000		
560 - Motorized Equipment					80,000		80,000		80,000
580 - Office Equipment					14,706		14,706		5,598
Total EE	0		0		189,706		189,706		85,598
Program Distributions							0		
Total PSD	0		0		0		0		0
Transfers							0		
Total TRF	0		0		0		0		0
Grand Total	0	0.0	0	0.0	189,706	0.0	189,706	0.0	

NEW DECISION ITEM

RANK: _____ OF _____

Department: Office of Administration	Budget Unit 31041C
Division: Facilities Management, Design and Construction	
DI Name: Security Program DI#1300012	HB Section 5.085

6. PERFORMANCE MEASURES (If new decision item has an associated core, separately identify projected performance with & without additional funding.)

6a. Provide an activity measure(s) for the program.

Provide workplace training related to safety policies and procedures and provide a safe and healthy workplace environment.

6b. Provide a measure(s) of the program's quality.

Provide overall guidance and implement agency-wide security protocols by:

- Eliminating or reducing security breaches
- Establishing an average response time for security incidents.

6c. Provide a measure(s) of the program's impact.

Reduce and prevent security risk threats and/or attacks.

6d. Provide a measure(s) of the program's efficiency.

7. STRATEGIES TO ACHIEVE THE PERFORMANCE MEASUREMENT TARGETS:

In an uncertain environment of persuading senior management to invest in protecting an organization, a comprehensive physical security program can be a powerful tool by investing in physical security technologies and FTEs to carry out the program. The FTEs will help identify areas where additional investment is needed to improve the State's security posture.

In addition to the measurers outlined above, the program should be aligned with the State's overall risk management strategy and take into account the specific threats and risks faced by the State and each state office building.

In conclusion, developing a comprehensive security program is an essential part of protecting a State's assets, employees, and visitors. The requested FTEs will assist in defining physical security objectives, identifying key performance indicators, determining data collection methods, establishing reporting and analysis processes, and continuously improving the program. The State will be able to enhance their security posture and better protect themselves against security threats.

DECISION ITEM DETAIL

Budget Unit	FY 2023	FY 2023	FY 2024	FY 2024	FY 2025	FY 2025	FY 2025	FY 2025
Decision Item	ACTUAL	ACTUAL	BUDGET	BUDGET	DEPT REQ	DEPT REQ	GOV REC	GOV REC
Budget Object Class	DOLLAR	FTE	DOLLAR	FTE	DOLLAR	FTE	DOLLAR	FTE
ASSET MANAGEMENT								
Security Program - 1300012								
SENIOR PROGRAM SPECIALIST	0	0.00	0	0.00	70,000	1.00	0	0.00
PROGRAM MANAGER	0	0.00	0	0.00	105,000	1.00	0	0.00
TOTAL - PS	0	0.00	0	0.00	175,000	2.00	0	0.00
TRAVEL, IN-STATE	0	0.00	0	0.00	25,000	0.00	25,000	0.00
PROFESSIONAL DEVELOPMENT	0	0.00	0	0.00	20,000	0.00	20,000	0.00
PROFESSIONAL SERVICES	0	0.00	0	0.00	50,000	0.00	50,000	0.00
MOTORIZED EQUIPMENT	0	0.00	0	0.00	80,000	0.00	80,000	0.00
OFFICE EQUIPMENT	0	0.00	0	0.00	14,706	0.00	14,706	0.00
TOTAL - EE	0	0.00	0	0.00	189,706	0.00	189,706	0.00
GRAND TOTAL	\$0	0.00	\$0	0.00	\$364,706	2.00	\$189,706	0.00
GENERAL REVENUE	\$0	0.00	\$0	0.00	\$0	0.00	\$0	0.00
FEDERAL FUNDS	\$0	0.00	\$0	0.00	\$0	0.00	\$0	0.00
OTHER FUNDS	\$0	0.00	\$0	0.00	\$364,706	2.00	\$189,706	0.00

NEW DECISION ITEM

RANK: _____ OF _____

Department: Office of Administration	Budget Unit 31041C
Division: Facilities Management, Design & Construction	
DI Name: OA Lab Campus Manager DI# 1300013	HB Section 5.085

1. AMOUNT OF REQUEST

	FY 2025 Budget Request					FY 2025 Governor's Recommendation			
	GR	Federal	Other	Total		GR	Federal	Other	Total
PS	0	0	105,000	105,000	PS	0	0	105,000	105,000
EE	0	0	101,220	101,220	EE	0	0	101,220	101,220
PSD	0	0	0	0	PSD	0	0	0	0
TRF	0	0	0	0	TRF	0	0	0	0
Total	0	0	206,220	206,220	Total	0	0	206,220	206,220
FTE	0.00	0.00	1.00	1.00	FTE	0.00	0.00	1.00	1.00

Est. Fringe	0	0	54,153	54,153
--------------------	---	---	--------	--------

Note: Fringes budgeted in House Bill 5 except for certain fringes budgeted directly to MoDOT, Highway Patrol, and Conservation.

Est. Fringe	0	0	54,153	54,153
--------------------	---	---	--------	--------

Note: Fringes budgeted in House Bill 5 except for certain fringes budgeted directly to MoDOT, Highway Patrol, and Conservation.

Other Funds: State Facility Maintenance & Operation Fund (0501)
 Non-Counts: State Facility Maintenance & Operation Fund (0501) - \$206,220

Other Funds:
 Non-Counts:

2. THIS REQUEST CAN BE CATEGORIZED AS:

<input type="checkbox"/> New Legislation	<input type="checkbox"/> New Program	<input type="checkbox"/> Fund Switch
<input type="checkbox"/> Federal Mandate	<input type="checkbox"/> Program Expansion	<input type="checkbox"/> Cost to Continue
<input type="checkbox"/> GR Pick-Up	<input type="checkbox"/> Space Request	<input type="checkbox"/> Equipment Replacement
<input type="checkbox"/> Pay Plan	<input checked="" type="checkbox"/> Other: ARPA Construction Building - Ongoing Operational Expenses	

3. WHY IS THIS FUNDING NEEDED? PROVIDE AN EXPLANATION FOR ITEMS CHECKED IN #2. INCLUDE THE FEDERAL OR STATE STATUTORY OR CONSTITUTIONAL AUTHORIZATION FOR THIS PROGRAM.

On March 11, 2021, the American Rescue Plan Act (ARPA) was signed into law. In the FY2023 budget, one of the ARPA projects included in House Bill 3020, Section 135 & Section 610 was for the design and construction of a multi-agency laboratory campus. The construction on the new multi-agency laboratory campus has begun. FMDC is in need of a Specialized Trades Manager to oversee the current Health Lab and monitor the new lab construction as it moves to completion. The position will manage FMDC staff at both buildings.

NEW DECISION ITEM

RANK: _____ OF _____

Department: Office of Administration	Budget Unit 31041C
Division: Facilities Management, Design & Construction	
DI Name: OA Lab Campus Manager DI# 1300013	HB Section 5.085

4. DESCRIBE THE DETAILED ASSUMPTIONS USED TO DERIVE THE SPECIFIC REQUESTED AMOUNT. (How did you determine that the requested number of FTE were appropriate? From what source or standard did you derive the requested levels of funding? Were alternatives such as outsourcing or automation considered? If based on new legislation, does request tie to TAFP fiscal note? If not, explain why. Detail which portions of the request are one-times and how those amounts were calculated.)

FMDC needs additional authority to be able to cover all operating costs at this new multi-agency laboratory campus. This laboratory will be approximately 215,000 square feet. FMDC anticipates the need for a total of 9 FTE for this campus when the facility is operational. 3 FTE were approved in the FY24 budget. At this time, FMDC is only requesting 1 FTE which is needed during construction. This position will manage staff at both the existing Health Lab and the new Lab Campus. There is a corresponding NDI in HB 13.

5. BREAK DOWN THE REQUEST BY BUDGET OBJECT CLASS, JOB CLASS, AND FUND SOURCE. IDENTIFY ONE-TIME COSTS.

Budget Object Class/Job Class	Dept Req GR DOLLARS	Dept Req GR FTE	Dept Req FED DOLLARS	Dept Req FED FTE	Dept Req OTHER DOLLARS	Dept Req OTHER FTE	Dept Req TOTAL DOLLARS	Dept Req TOTAL FTE	Dept Req One-Time DOLLARS
Specialized Trades Manager (22ST50)					105,000	1.0	105,000	1.0	
							0	0.0	
Total PS	0	0.0	0	0.0	105,000	1.0	105,000	1.0	0
Professional Development (320)					6,000		6,000		
Motorized Equipment (560)					75,000		75,000		75,000
Office Equipment (580)					20,220		20,220		15,666
Total EE	0		0		101,220		101,220		90,666
Program Distributions							0		
Total PSD	0		0		0		0		0
Transfers							0		
Total TRF	0		0		0		0		0
Grand Total	0	0.0	0	0.0	206,220	1.0	206,220	1.0	90,666

NEW DECISION ITEM

RANK: _____ OF _____

Department: Office of Administration	Budget Unit 31041C
Division: Facilities Management, Design & Construction	
DI Name: OA Lab Campus Manager DI# 1300013	HB Section 5.085

Budget Object Class/Job Class	Gov Rec GR DOLLARS	Gov Rec GR FTE	Gov Rec FED DOLLARS	Gov Rec FED FTE	Gov Rec OTHER DOLLARS	Gov Rec OTHER FTE	Gov Rec TOTAL DOLLARS	Gov Rec TOTAL FTE	Gov Rec One-Time DOLLARS
Specialized Trades Manager (22ST50)					105,000	1.0	105,000	1.0	
							0	0.0	
Total PS	0	0.0	0	0.0	105,000	1.0	105,000	1.0	0
Professional Development (320)					6,000		6,000		
Motorized Equipment (560)					75,000		75,000		75,000
Office Equipment (580)					20,220		20,220		15,666
Total EE	0		0		101,220		101,220		90,666
Program Distributions							0		
Total PSD	0		0		0		0		0
Transfers							0		
Total TRF	0		0		0		0		0
Grand Total	0	0.0	0	0.0	206,220	1.0	206,220	1.0	90,666

DECISION ITEM DETAIL

Budget Unit	FY 2023	FY 2023	FY 2024	FY 2024	FY 2025	FY 2025	FY 2025	FY 2025
Decision Item	ACTUAL	ACTUAL	BUDGET	BUDGET	DEPT REQ	DEPT REQ	GOV REC	GOV REC
Budget Object Class	DOLLAR	FTE	DOLLAR	FTE	DOLLAR	FTE	DOLLAR	FTE
ASSET MANAGEMENT								
OA Lab Campus Operations - 1300013								
SPECIALIZED TRADES MANAGER	0	0.00	0	0.00	105,000	1.00	105,000	1.00
TOTAL - PS	0	0.00	0	0.00	105,000	1.00	105,000	1.00
PROFESSIONAL DEVELOPMENT	0	0.00	0	0.00	6,000	0.00	6,000	0.00
MOTORIZED EQUIPMENT	0	0.00	0	0.00	75,000	0.00	75,000	0.00
OFFICE EQUIPMENT	0	0.00	0	0.00	20,220	0.00	20,220	0.00
TOTAL - EE	0	0.00	0	0.00	101,220	0.00	101,220	0.00
GRAND TOTAL	\$0	0.00	\$0	0.00	\$206,220	1.00	\$206,220	1.00
GENERAL REVENUE	\$0	0.00	\$0	0.00	\$0	0.00	\$0	0.00
FEDERAL FUNDS	\$0	0.00	\$0	0.00	\$0	0.00	\$0	0.00
OTHER FUNDS	\$0	0.00	\$0	0.00	\$206,220	1.00	\$206,220	1.00

NEW DECISION ITEM

RANK: _____ OF _____

Department	Office of Administration	Budget Unit	31041C
Division	Facilities Management, Design and Construction		
DI Name	KC Behavioral Health Hospital	DI#	1300015
		HB Section	5.085

1. AMOUNT OF REQUEST

	FY 2025 Budget Request			
	GR	Federal	Other	Total
PS	0	0	460,000	460,000
EE	0	0	171,765	171,765
PSD	0	0	0	0
TRF	0	0	0	0
Total	0	0	631,765	631,765

	FY 2025 Governor's Recommendation			
	GR	Federal	Other	Total
PS	0	0	0	0
EE	0	0	0	0
PSD	0	0	0	0
TRF	0	0	0	0
Total	0	0	0	0

FTE 0.00 0.00 4.00 4.00

FTE 0.00 0.00 0.00 0.00

Est. Fringe	0	0	231,518	231,518
--------------------	---	---	---------	---------

Est. Fringe	0	0	0	0
--------------------	---	---	---	---

Note: Fringes budgeted in House Bill 5 except for certain fringes budgeted directly to MoDOT, Highway Patrol, and Conservation.

Note: Fringes budgeted in House Bill 5 except for certain fringes budgeted directly to MoDOT, Highway Patrol, and Conservation.

Other Funds: State Facility Maintenance and Operation Fund (0501)
 Non-Counts: State Facility Maintenance and Operation Fund (0501) - \$479,779

Other Funds:
 Non-Counts:

2. THIS REQUEST CAN BE CATEGORIZED AS:

<input checked="" type="checkbox"/>	New Legislation		New Program		Fund Switch
<input type="checkbox"/>	Federal Mandate	<input type="checkbox"/>	Program Expansion	<input type="checkbox"/>	Cost to Continue
<input type="checkbox"/>	GR Pick-Up	<input type="checkbox"/>	Space Request	<input type="checkbox"/>	Equipment Replacement
<input type="checkbox"/>	Pay Plan	<input type="checkbox"/>	Other: _____		

3. WHY IS THIS FUNDING NEEDED? PROVIDE AN EXPLANATION FOR ITEMS CHECKED IN #2. INCLUDE THE FEDERAL OR STATE STATUTORY OR CONSTITUTIONAL AUTHORIZATION FOR THIS PROGRAM.

Construction of a 200 bed mental health hospital in Kansas City was approved In the fiscal year (FY) 2024 Department of Mental Health budget. The budget for this project is \$300 million and FMDC anticipates the project starting in FY 2024. Additional FTEs are necessary to manage and oversee the design, development and coordination of overall programming to construction documents as the project moves forward.

In the spring of 2024, the A/E will be generating the project program and Schematic Design package. FMDC staff will need to oversee and manage this process. Upon completion of the Schematic Design process which takes approximately six to twelve months, FMDC anticipates that the CMR will be onboard and under contract. FMDC will need 4.00 FTEs to move this project forward.

NEW DECISION ITEM

RANK: _____ OF _____

Department	Office of Administration	Budget Unit	31041C
Division	Facilities Management, Design and Construction		
DI Name	KC Behavioral Health Hospital	DI# 1300015	HB Section
			5.085

4. DESCRIBE THE DETAILED ASSUMPTIONS USED TO DERIVE THE SPECIFIC REQUESTED AMOUNT. (How did you determine that the requested number of FTE were appropriate? From what source or standard did you derive the requested levels of funding? Were alternatives such as outsourcing or automation considered? If based on new legislation, does request tie to TAFP fiscal note? If not, explain why. Detail which portions of the request are one-times and how those amounts were calculated.)

This request is for two (2.00) Sr. Engineering/Architectural Project Manager positions and two (2.00) Special Assistant Professional positions that will be required for the construction of the 200 bed mental health hospital. Based on the FMDC current workload with ARPA projects and other CI projects, it is critical to add these positions as we work through all phases of this new \$300M project. These positions will lead the project from design to complete construction and commissioning and will be in place for an estimated five to six years. The design work will begin in FY 2024 and the construction will start in FY 2025.

Currently, the FMDC team is managing over 1,300 projects and the team does not have capacity to add this project into the current staff. The ARPA projects will be in full swing with all deadlines for completion by the end of 2026. The request is for 3.00 FTEs to be positioned at some point at the Kansas City hospital construction site and the remaining 1.00 FTE will travel back and forth between the construction site and Jefferson City. These FTEs will only be needed during the duration of the project, which is likely to be five or six years. Once the project is complete, the 4.00 positions would be core reduced.

5. BREAK DOWN THE REQUEST BY BUDGET OBJECT CLASS, JOB CLASS, AND FUND SOURCE. IDENTIFY ONE-TIME COSTS.

Budget Object Class/Job Class	Dept Req GR DOLLARS	Dept Req GR FTE	Dept Req FED DOLLARS	Dept Req FED FTE	Dept Req OTHER DOLLARS	Dept Req OTHER FTE	Dept Req TOTAL DOLLARS	Dept Req TOTAL FTE	Dept Req One-Time DOLLARS
Sr Engineer/Architect Proj Mgr (09PG20)					240,000	2.0	240,000	2.0	
Special Assistant Profession (009871)					220,000	2.0	220,000	2.0	
Total PS	0	0.0	0	0.0	460,000	4.0	460,000	4.0	0
In-State Travel (140)					45,000		45,000		
Fuel & Utilities (180)					10,000		10,000		
Supplies (190)					7,353		7,353		2,799
Motorized Equipment (560)					80,000		80,000		80,000
Office Equipment (580)					29,412		29,412		11,197
Total EE	0		0		171,765		171,765		93,996
Grand Total	0	0.0	0	0.0	631,765	4.0	631,765	4.0	93,996

NEW DECISION ITEM

RANK: _____ OF _____

Department	Office of Administration	Budget Unit	31041C
Division	Facilities Management, Design and Construction		
DI Name	KC Behavioral Health Hospital	DI# 1300015	HB Section
			5.085

Budget Object Class/Job Class	Gov Rec GR DOLLARS	Gov Rec GR FTE	Gov Rec FED DOLLARS	Gov Rec FED FTE	Gov Rec OTHER DOLLARS	Gov Rec OTHER FTE	Gov Rec TOTAL DOLLARS	Gov Rec TOTAL FTE	Gov Rec One-Time DOLLARS
							0		
							0	0.0	
Total PS	<u>0</u>	<u>0.0</u>	<u>0</u>	<u>0.0</u>	<u>0</u>	<u>0.0</u>	<u>0</u>	<u>0.0</u>	<u>0</u>
							0		
							0		
							0		
Total EE	<u>0</u>		<u>0</u>		<u>0</u>		<u>0</u>		<u>0</u>
Program Distributions							0		
Total PSD	<u>0</u>		<u>0</u>		<u>0</u>		<u>0</u>		<u>0</u>
Transfers							0		
Total TRF	<u>0</u>		<u>0</u>		<u>0</u>		<u>0</u>		<u>0</u>
Grand Total	<u><u>0</u></u>	<u><u>0.0</u></u>	<u><u>0</u></u>	<u><u>0.0</u></u>	<u><u>0</u></u>	<u><u>0.0</u></u>	<u><u>0</u></u>	<u><u>0.0</u></u>	<u><u>0</u></u>

NEW DECISION ITEM

RANK: _____ OF _____

Department	Office of Administration	Budget Unit	31041C
Division	Facilities Management, Design and Construction		
DI Name	KC Behavioral Health Hospital	DI# 1300015	HB Section 5.085

6. PERFORMANCE MEASURES (If new decision item has an associated core, separately identify projected performance with & without additional funding.)

- | | |
|---|---|
| <p>6a. Provide an activity measure(s) for the program.
Stay on budget and on schedule for project.</p> | <p>6b. Provide a measure(s) of the program's quality.</p> |
| <p>6c. Provide a measure(s) of the program's impact.
Completion of project phases on schedule.</p> | <p>6d. Provide a measure(s) of the program's efficiency.
Overall, the project will need to stay on budget during all phases of design and construction</p> |

7. STRATEGIES TO ACHIEVE THE PERFORMANCE MEASUREMENT TARGETS:

DECISION ITEM DETAIL

Budget Unit	FY 2023	FY 2023	FY 2024	FY 2024	FY 2025	FY 2025	FY 2025	FY 2025
Decision Item	ACTUAL	ACTUAL	BUDGET	BUDGET	DEPT REQ	DEPT REQ	GOV REC	GOV REC
Budget Object Class	DOLLAR	FTE	DOLLAR	FTE	DOLLAR	FTE	DOLLAR	FTE
ASSET MANAGEMENT								
KC Behavioral Health Hospital - 1300015								
SPECIAL ASST PROFESSIONAL	0	0.00	0	0.00	220,000	2.00	0	0.00
SR ENGNG/ARCHITECT PROJECT MGR	0	0.00	0	0.00	240,000	2.00	0	0.00
TOTAL - PS	0	0.00	0	0.00	460,000	4.00	0	0.00
TRAVEL, IN-STATE	0	0.00	0	0.00	45,000	0.00	0	0.00
FUEL & UTILITIES	0	0.00	0	0.00	10,000	0.00	0	0.00
SUPPLIES	0	0.00	0	0.00	7,353	0.00	0	0.00
MOTORIZED EQUIPMENT	0	0.00	0	0.00	80,000	0.00	0	0.00
OFFICE EQUIPMENT	0	0.00	0	0.00	29,412	0.00	0	0.00
TOTAL - EE	0	0.00	0	0.00	171,765	0.00	0	0.00
GRAND TOTAL	\$0	0.00	\$0	0.00	\$631,765	4.00	\$0	0.00
GENERAL REVENUE	\$0	0.00	\$0	0.00	\$0	0.00		0.00
FEDERAL FUNDS	\$0	0.00	\$0	0.00	\$0	0.00		0.00
OTHER FUNDS	\$0	0.00	\$0	0.00	\$631,765	4.00		0.00

NEW DECISION ITEM

Department of Social Services
Division of Facilities Management, Design and Construction
DSS DYS Hillsboro/New Day Treatment Center DI# 1300044

Budget Unit 31041C
HB Section 5.085

1. AMOUNT OF REQUEST

	FY 2025 Budget Request			
	GR	Federal	Other	Total
PS	0	0	0	0
EE	0	0	0	0
PSD	0	0	0	0
TRF	0	0	0	0
Total	0	0	0	0
FTE	0.00	0.00	0.00	0.00

	FY 2025 Governor's Recommendation			
	GR	Federal	Other	Total
PS	0	0	0	0
EE	0	0	54,740	54,740
PSD	0	0	0	0
TRF	0	0	0	0
Total	0	0	54,740	54,740
FTE	0.00	0.00	0.00	0.00

Est. Fringe	0	0	0	0
--------------------	---	---	---	---

Est. Fringe	0	0	0	0
--------------------	---	---	---	---

Note: Fringes budgeted in House Bill 5 except for certain fringes budgeted directly to MoDOT, Highway Patrol, and Conservation.

Note: Fringes budgeted in House Bill 5 except for certain fringes budgeted directly to MoDOT, Highway Patrol, and Conservation.

Other Funds:
Non-Counts:

Other Funds:
Non-Counts:

2. THIS REQUEST CAN BE CATEGORIZED AS:

<input type="checkbox"/> New Legislation	<input type="checkbox"/> New Program	<input type="checkbox"/> Fund Switch
<input type="checkbox"/> Federal Mandate	<input type="checkbox"/> Program Expansion	<input type="checkbox"/> Cost to Continue
<input type="checkbox"/> GR Pick-Up	<input checked="" type="checkbox"/> Space Request	<input type="checkbox"/> Equipment Replacement
<input type="checkbox"/> Pay Plan	<input type="checkbox"/> Other: _____	

3. WHY IS THIS FUNDING NEEDED? PROVIDE AN EXPLANATION FOR ITEMS CHECKED IN #2. INCLUDE THE FEDERAL OR STATE STATUTORY OR CONSTITUTIONAL AUTHORIZATION FOR THIS PROGRAM.

The Department of Social Services Division of Youth Services (DSS DYS) in conjunction with the Office of Administration Facilities Management, Design and Construction (OA FMDC) requests this funding to allow for restoration of a building and cottage within the Hillsboro and potential New Day Treatment Center Complex. Due to damage from a water leak, there have not been any staff located in this building for about two years. Once restoration is complete, DSS DYS would like to relocate 12 DSS DYS staff members to the newly restored building(s). The current lease is not funded by HB 13, instead it is run through the 23rd Circuit and utilizes Juvenile Court Diversion funds. The core building on the Hillsboro/potential New Day Treatment Center complex is being utilized for a few DYS staff and also houses the complex kitchen.

NEW DECISION ITEM

Department of Social Services
Division of Facilities Management, Design and Construction
DSS DYS Hillsboro/New Day Treatment Center DI# 1300044

Budget Unit 31041C
HB Section 5.085

4. DESCRIBE THE DETAILED ASSUMPTIONS USED TO DERIVE THE SPECIFIC REQUESTED AMOUNT. (How did you determine that the requested number of FTE were appropriate? From what source or standard did you derive the requested levels of funding? Were alternatives such as outsourcing or automation considered? If based on new legislation, does request tie to TAFP fiscal note? If not, explain why. Detail which portions of the request are one-times and how those amounts were calculated.)

Additional utilities at the building would be approximately \$54,740 annually. OA FMDC has existing emergency funding to cover the cost of the restoration.

5. BREAK DOWN THE REQUEST BY BUDGET OBJECT CLASS, JOB CLASS, AND FUND SOURCE. IDENTIFY ONE-TIME COSTS.

Budget Object Class/Job Class	Dept Req GR DOLLARS	Dept Req GR FTE	Dept Req FED DOLLARS	Dept Req FED FTE	Dept Req OTHER DOLLARS	Dept Req OTHER FTE	Dept Req TOTAL DOLLARS	Dept Req TOTAL FTE	Dept Req One-Time DOLLARS
					0		0		0
Total EE	<u>0</u>		<u>0</u>		<u>0</u>		<u>0</u>		<u>0</u>
Grand Total	<u>0</u>	<u>0.0</u>	<u>0</u>	<u>0.0</u>	<u>0</u>	<u>0.0</u>	<u>0</u>	<u>0.0</u>	<u>0</u>

NEW DECISION ITEM

Department of Social Services
Division of Facilities Management, Design and Construction
DSS DYS Hillsboro/New Day Treatment Center DI# 1300044

Budget Unit 31041C
HB Section 5.085

Budget Object Class/Job Class	Gov Rec GR DOLLARS	Gov Rec GR FTE	Gov Rec FED DOLLARS	Gov Rec FED FTE	Gov Rec OTHER DOLLARS	Gov Rec OTHER FTE	Gov Rec TOTAL DOLLARS	Gov Rec TOTAL FTE	Gov Rec One-Time DOLLARS
							0		
							0	0.0	
Total PS	0	0.0	0	0.0	0	0.0	0	0.0	0
							0		
Fuel & Utilities (180)					54,740		54,740		
							0		
Total EE	0		0		54,740		54,740		0
Program Distributions							0		
Total PSD	0		0		0		0		0
Transfers							0		
Total TRF	0		0		0		0		0
Grand Total	0	0.0	0	0.0	54,740	0.0	54,740	0.0	0

DECISION ITEM DETAIL

Budget Unit	FY 2023	FY 2023	FY 2024	FY 2024	FY 2025	FY 2025	FY 2025	FY 2025
Decision Item	ACTUAL	ACTUAL	BUDGET	BUDGET	DEPT REQ	DEPT REQ	GOV REC	GOV REC
Budget Object Class	DOLLAR	FTE	DOLLAR	FTE	DOLLAR	FTE	DOLLAR	FTE
ASSET MANAGEMENT								
DYS Treatment Center Utilities - 1300044								
FUEL & UTILITIES	0	0.00	0	0.00	0	0.00	54,740	0.00
TOTAL - EE	0	0.00	0	0.00	0	0.00	54,740	0.00
GRAND TOTAL	\$0	0.00	\$0	0.00	\$0	0.00	\$54,740	0.00
GENERAL REVENUE	\$0	0.00	\$0	0.00	\$0	0.00	\$0	0.00
FEDERAL FUNDS	\$0	0.00	\$0	0.00	\$0	0.00	\$0	0.00
OTHER FUNDS	\$0	0.00	\$0	0.00	\$0	0.00	\$54,740	0.00

NEW DECISION ITEM
RANK: _____ OF _____

Department: Office of Administration	Budget Unit 31041C
Division: Facilities Management, Design and Construction	
DI Name: State Consolidated Warehouse (Scruggs) DI# 1300054	HB Section 5.085

1. AMOUNT OF REQUEST

	FY 2025 Budget Request				FY 2025 Governor's Recommendation				
	GR	Federal	Other	Total	GR	Federal	Other	Total	
PS	0	0	0	0	PS	0	0	0	0
EE	0	0	0	0	EE	0	884,904	884,904	884,904
PSD	0	0	0	0	PSD	0	0	0	0
TRF	0	0	0	0	TRF	0	0	0	0
Total	0	0	0	0	Total	0	0	884,904	884,904
FTE	0.00	0.00	0.00	0.00	FTE	0.00	0.00	0.00	0.00

Est. Fringe	0	0	0	0
--------------------	---	---	---	---

Note: Fringes budgeted in House Bill 5 except for certain fringes budgeted directly to MoDOT, Highway Patrol, and Conservation.

Est. Fringe	0	0	0	0
--------------------	---	---	---	---

Note: Fringes budgeted in House Bill 5 except for certain fringes budgeted directly to MoDOT, Highway Patrol, and Conservation.

Other Funds:
 Non-Counts:

Other Funds:
 Non-Counts:

2. THIS REQUEST CAN BE CATEGORIZED AS:

<input type="checkbox"/> New Legislation	<input type="checkbox"/> New Program	<input type="checkbox"/> Fund Switch
<input type="checkbox"/> Federal Mandate	<input type="checkbox"/> Program Expansion	<input type="checkbox"/> Cost to Continue
<input type="checkbox"/> GR Pick-Up	<input checked="" type="checkbox"/> Space Request	<input type="checkbox"/> Equipment Replacement
<input type="checkbox"/> Pay Plan	<input type="checkbox"/> Other: _____	

3. WHY IS THIS FUNDING NEEDED? PROVIDE AN EXPLANATION FOR ITEMS CHECKED IN #2. INCLUDE THE FEDERAL OR STATE STATUTORY OR CONSTITUTIONAL AUTHORIZATION FOR THIS PROGRAM.

Authority for a new statewide warehouse in Cole County was approved in the FY 2023 HB 20 budget bill . A location has been chosen and OA is ready to close on a warehouse located at 4720 Scruggs Station Road. The State currently leases this location and uses it for conditioned and unconditioned space. This warehouse will be part of the State Consolidated Warehouse Complex.

NEW DECISION ITEM

RANK: _____ OF _____

Department: Office of Administration	Budget Unit 31041C
Division: Facilities Management, Design and Construction	
DI Name: State Consolidated Warehouse (Scruggs) DI# 1300054	HB Section 5.085

4. DESCRIBE THE DETAILED ASSUMPTIONS USED TO DERIVE THE SPECIFIC REQUESTED AMOUNT. (How did you determine that the requested number of FTE were appropriate? From what source or standard did you derive the requested levels of funding? Were alternatives such as outsourcing or automation considered? If based on new legislation, does request tie to TAFP fiscal note? If not, explain why. Detail which portions of the request are one-times and how those amounts were calculated.)

The warehouse is 251,000 square feet. Funding is needed to cover overall maintenance, repairs, lawn and landscaping, and shipping and receiving of warehouse inventory using an automated inventory tracking system. FMDC currently manages 13 storage/warehouses across the State. There are eight leased warehouses in Jefferson City totaling 499,885 square feet. The FY23 expenses at these locations including rent, utilities, and security were \$3,164,379.30. Several of these warehouse leases can be collapsed once the warehouses at 4720 Scruggs Station and 1535 Fairgrounds Road have been updated and are using the warehouse automated inventory tracking system. Collapsing of leases will lead to savings based on lower monthly rent and better use of space.

5. BREAK DOWN THE REQUEST BY BUDGET OBJECT CLASS, JOB CLASS, AND FUND SOURCE. IDENTIFY ONE-TIME COSTS.

Budget Object Class/Job Class	Dept Req GR DOLLARS	Dept Req GR FTE	Dept Req FED DOLLARS	Dept Req FED FTE	Dept Req OTHER DOLLARS	Dept Req OTHER FTE	Dept Req TOTAL DOLLARS	Dept Req TOTAL FTE	Dept Req One-Time DOLLARS
							0		
Total PS	0	0.0	0	0.0	0	0.0	0	0.0	0
							0		
Total EE	0		0		0		0		0
Program Distributions							0		
Total PSD	0		0		0		0		0
Transfers							0		
Total TRF	0		0		0		0		0
							0		
Grand Total	0	0.0	0	0.0	0	0.0	0	0.0	0

NEW DECISION ITEM

RANK: _____ OF _____

Department: Office of Administration	Budget Unit 31041C
Division: Facilities Management, Design and Construction	
DI Name: State Consolidated Warehouse (Scruggs) DI# 1300054	HB Section 5.085

Budget Object Class/Job Class	Gov Rec GR DOLLARS	Gov Rec GR FTE	Gov Rec FED DOLLARS	Gov Rec FED FTE	Gov Rec OTHER DOLLARS	Gov Rec OTHER FTE	Gov Rec TOTAL DOLLARS	Gov Rec TOTAL FTE	Gov Rec One-Time DOLLARS
Specialized Trades Supervisor (22ST40)							0	0.0	
Specialized Trades Worker (22ST20)							0	0.0	
Maint/Grounds Technician (22FG20)							0	0.0	
Total PS	0	0.0	0	0.0	0	0.0	0	0.0	0
Fuel & Utilities (180)					276,639		276,639		
Supplies (190)					80,000		80,000		
Professional Services (400)					15,797		15,797		
Housekeep & Janitor Serv (420)					18,758		18,758		
M&R Services (430)					100,000		100,000		
Motorized Equipment (560)					340,000		340,000		315,000
Other Equipment (590)					10,000		10,000		
Property & Improvements (640)					33,710		33,710		
Equipment Rental & Leases (690)					5,000		5,000		
Miscellaneous Expenses (740)					5,000		5,000		
							0		
Total EE	0		0		884,904		884,904		315,000
Program Distributions							0		
Total PSD	0		0		0		0		0
Transfers							0		
Total TRF	0		0		0		0		0
Grand Total	0	0.0	0	0.0	884,904	0.0	884,904	0.0	315,000

NEW DECISION ITEM

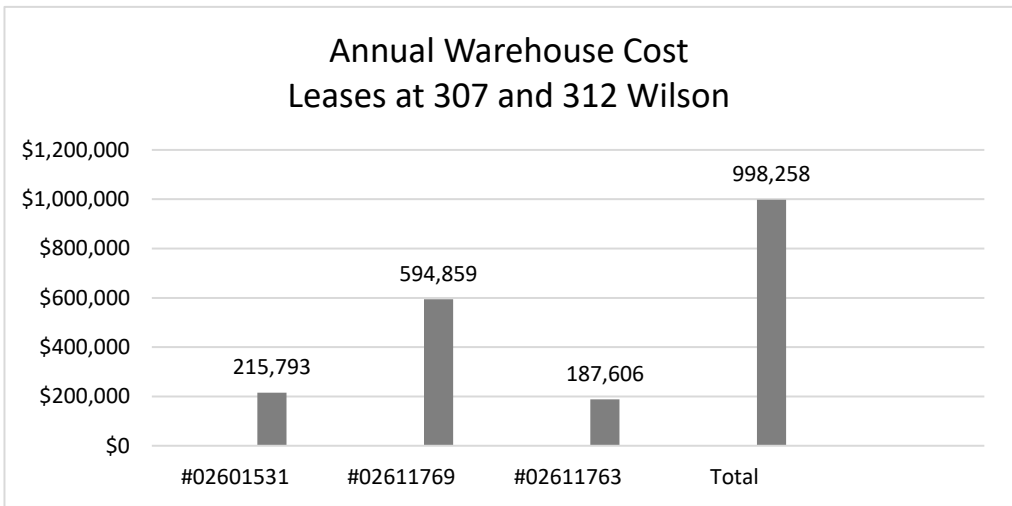
RANK: _____ OF _____

Department: Office of Administration	Budget Unit 31041C
Division: Facilities Management, Design and Construction	
DI Name: State Consolidated Warehouse (Scruggs) DI# 1300054	HB Section 5.085

6. PERFORMANCE MEASURES (If new decision item has an associated core, separately identify projected performance with & without additional funding.)

6c. Provide a measure(s) of the program's impact.

The new statewide warehouse will eliminate several leases in the Jefferson City area. Annual costs for 3 leases are shown below. Items stored at these locations would be transitioned to either 4720 Scruggs Station or 1535 Fairgrounds Road over the next few years as the Statewide warehouses are brought online.



7. STRATEGIES TO ACHIEVE THE PERFORMANCE MEASUREMENT TARGETS:

Continued evaluation of space needs for each department will be reviewed annually and the warehouse staff will be able to better track all items stored within each warehouse using the automated inventory tracking system. Bringing storage needs to the warehouse campus will allow each department to know quantities of items stored and the amount of time they have been in the warehouse making for a much more efficient use of time and space.

DECISION ITEM DETAIL

Budget Unit	FY 2023	FY 2023	FY 2024	FY 2024	FY 2025	FY 2025	FY 2025	FY 2025
Decision Item	ACTUAL	ACTUAL	BUDGET	BUDGET	DEPT REQ	DEPT REQ	GOV REC	GOV REC
Budget Object Class	DOLLAR	FTE	DOLLAR	FTE	DOLLAR	FTE	DOLLAR	FTE
ASSET MANAGEMENT								
State Consolidated Warehouse - 1300054								
FUEL & UTILITIES	0	0.00	0	0.00	0	0.00	276,639	0.00
SUPPLIES	0	0.00	0	0.00	0	0.00	80,000	0.00
PROFESSIONAL SERVICES	0	0.00	0	0.00	0	0.00	15,797	0.00
HOUSEKEEPING & JANITORIAL SERV	0	0.00	0	0.00	0	0.00	18,758	0.00
M&R SERVICES	0	0.00	0	0.00	0	0.00	100,000	0.00
MOTORIZED EQUIPMENT	0	0.00	0	0.00	0	0.00	340,000	0.00
OTHER EQUIPMENT	0	0.00	0	0.00	0	0.00	10,000	0.00
PROPERTY & IMPROVEMENTS	0	0.00	0	0.00	0	0.00	33,710	0.00
EQUIPMENT RENTALS & LEASES	0	0.00	0	0.00	0	0.00	5,000	0.00
MISCELLANEOUS EXPENSES	0	0.00	0	0.00	0	0.00	5,000	0.00
TOTAL - EE	0	0.00	0	0.00	0	0.00	884,904	0.00
GRAND TOTAL	\$0	0.00	\$0	0.00	\$0	0.00	\$884,904	0.00
GENERAL REVENUE	\$0	0.00	\$0	0.00	\$0	0.00	\$0	0.00
FEDERAL FUNDS	\$0	0.00	\$0	0.00	\$0	0.00	\$0	0.00
OTHER FUNDS	\$0	0.00	\$0	0.00	\$0	0.00	\$884,904	0.00

NEW DECISION ITEM

RANK: _____ OF _____

Department: Office of Administration	Budget Unit 31041C
Division: Facilities Management, Design and Construction	
DI Name: Fairgrounds Road Warehouse DI# 1300055	HB Section 5.085

1. AMOUNT OF REQUEST

	FY 2025 Budget Request			
	GR	Federal	Other	Total
PS	0	0	0	0
EE	0	0	0	0
PSD	0	0	0	0
TRF	0	0	0	0
Total	0	0	0	0
FTE	0.00	0.00	0.00	0.00

	FY 2025 Governor's Recommendation			
	GR	Federal	Other	Total
PS	0	0	0	0
EE	0	0	449,648	449,648
PSD	0	0	0	0
TRF	0	0	0	0
Total	0	0	449,648	449,648
FTE	0.00	0.00	0.00	0.00

Est. Fringe	0	0	0	0
--------------------	---	---	---	---

Note: Fringes budgeted in House Bill 5 except for certain fringes budgeted directly to MoDOT, Highway Patrol, and Conservation.

Est. Fringe	0	0	0	0
--------------------	---	---	---	---

Note: Fringes budgeted in House Bill 5 except for certain fringes budgeted directly to MoDOT, Highway Patrol, and Conservation.

Other Funds:
Non-Counts:

Other Funds:
Non-Counts:

2. THIS REQUEST CAN BE CATEGORIZED AS:

<input type="checkbox"/> New Legislation	<input type="checkbox"/> New Program	<input type="checkbox"/> Fund Switch
<input type="checkbox"/> Federal Mandate	<input type="checkbox"/> Program Expansion	<input type="checkbox"/> Cost to Continue
<input type="checkbox"/> GR Pick-Up	<input checked="" type="checkbox"/> Space Request	<input type="checkbox"/> Equipment Replacement
<input type="checkbox"/> Pay Plan	<input type="checkbox"/> Other: _____	

3. WHY IS THIS FUNDING NEEDED? PROVIDE AN EXPLANATION FOR ITEMS CHECKED IN #2. INCLUDE THE FEDERAL OR STATE STATUTORY OR CONSTITUTIONAL AUTHORIZATION FOR THIS PROGRAM.

Facilities Management, Design and Construction (FMDC) is acquiring property located at 1535 Fairgrounds Road in Cole County and it is a 100,000 square foot warehouse. Closing on the property is anticipated in November or December 2024 (Fiscal Year 2025). The funding requested is based on estimated annual costs for fuel and utilities in addition to warehouse related expense and equipment (EE). This warehouse will be part of the State Consolidated Warehouse Complex.

NEW DECISION ITEM

RANK: _____ OF _____

Department: Office of Administration	Budget Unit 31041C
Division: Facilities Management, Design and Construction	
DI Name: Fairgrounds Road Warehouse DI# 1300055	HB Section 5.085

4. DESCRIBE THE DETAILED ASSUMPTIONS USED TO DERIVE THE SPECIFIC REQUESTED AMOUNT. (How did you determine that the requested number of FTE were appropriate? From what source or standard did you derive the requested levels of funding? Were alternatives such as outsourcing or automation considered? If based on new legislation, does request tie to TAFP fiscal note? If not, explain why. Detail which portions of the request are one-times and how those amounts were calculated.)

FMDC currently manages 13 storage/warehouses across the State. There are eight leased warehouses in Jefferson City totaling 499,885 square feet. The FY23 expenses at these locations including rent, utilities, and security were \$3,164,379.30. Several of these warehouse leases can be collapsed once the warehouses at 4720 Scruggs Station and 1535 Fairgrounds Road have been updated and are using the warehouse automated inventory tracking system. Collapsing of leases will lead to savings based on lower monthly rent and better use of space.

5. BREAK DOWN THE REQUEST BY BUDGET OBJECT CLASS, JOB CLASS, AND FUND SOURCE. IDENTIFY ONE-TIME COSTS.

Budget Object Class/Job Class	Dept Req GR DOLLARS	Dept Req GR FTE	Dept Req FED DOLLARS	Dept Req FED FTE	Dept Req OTHER DOLLARS	Dept Req OTHER FTE	Dept Req TOTAL DOLLARS	Dept Req TOTAL FTE	Dept Req One-Time DOLLARS
							0		
							0	0.0	
Total PS	0	0.0	0	0.0	0	0.0	0	0.0	0
							0		
							0		
Total EE	0		0		0		0		0
Program Distributions							0		
Total PSD	0		0		0		0		0
Transfers							0		
Total TRF	0		0		0		0		0
Grand Total	0	0.0	0	0.0	0	0.0	0	0.0	0

NEW DECISION ITEM

RANK: _____ OF _____

Department: Office of Administration	Budget Unit <u>31041C</u>
Division: Facilities Management, Design and Construction	
DI Name: Fairgrounds Road Warehouse DI# 1300055	HB Section <u>5.085</u>

Budget Object Class/Job Class	Gov Rec GR DOLLARS	Gov Rec GR FTE	Gov Rec FED DOLLARS	Gov Rec FED FTE	Gov Rec OTHER DOLLARS	Gov Rec OTHER FTE	Gov Rec TOTAL DOLLARS	Gov Rec TOTAL FTE	Gov Rec One-Time DOLLARS
							0	0.0	
							0	0.0	
							0	0.0	
Total PS	0	0.0	0	0.0	0	0.0	0	0.0	0
Fuel & Utilities (180)					97,066		97,066		
Supplies (190)					20,000		20,000		
Professional Services (400)					5,000		5,000		
Housekeep & Janitor Serv (420)					6,582		6,582		
M&R Services (430)					50,000		50,000		
Motorized Equipment (560)					220,000		220,000		195,000
Other Equipment (590)					10,000		10,000		
Property & Improvements (640)					15,000		15,000		
Equipment Rental & Leases (690)					25,000		25,000		
Miscellaneous Expenses (740)					1,000		1,000		
							0		
Total EE	0		0		449,648		449,648		195,000
Program Distributions							0		
Total PSD	0		0		0		0		0
Transfers							0		
Total TRF	0		0		0		0		0
Grand Total	0	0.0	0	0.0	449,648	0.0	449,648	0.0	195,000

NEW DECISION ITEM


RANK: _____ OF _____

Department: Office of Administration	Budget Unit 31041C
Division: Facilities Management, Design and Construction	
DI Name: Fairgrounds Road Warehouse	DI# 1300055
	HB Section 5.085

6. PERFORMANCE MEASURES (If new decision item has an associated core, separately identify projected performance with & without additional funding.)

6c. Provide a measure(s) of the program's impact.

The new statewide warehouse complex will eliminate several leases in the Jefferson City area. Annual costs for 3 leases are shown below. Items stored at these locations would be transitioned to either 4720 Scruggs Station or 1535 Fairgrounds Road over the next few years as the statewide warehouses are brought online.



7. STRATEGIES TO ACHIEVE THE PERFORMANCE MEASUREMENT TARGETS:

Continued evaluation of space needs for each department will be reviewed annually and the warehouse staff will be able to better track all items stored within each warehouse using the automated inventory tracking system. Bringing storage needs to the warehouse campus will allow each department to know quantities of items stored and the amount of time they have been in the warehouse making for a much more efficient use of time and space.

DECISION ITEM DETAIL

Budget Unit	FY 2023	FY 2023	FY 2024	FY 2024	FY 2025	FY 2025	FY 2025	FY 2025
Decision Item	ACTUAL	ACTUAL	BUDGET	BUDGET	DEPT REQ	DEPT REQ	GOV REC	GOV REC
Budget Object Class	DOLLAR	FTE	DOLLAR	FTE	DOLLAR	FTE	DOLLAR	FTE
ASSET MANAGEMENT								
Farigrounds Road Warehouse - 1300055								
FUEL & UTILITIES	0	0.00	0	0.00	0	0.00	97,066	0.00
SUPPLIES	0	0.00	0	0.00	0	0.00	20,000	0.00
PROFESSIONAL SERVICES	0	0.00	0	0.00	0	0.00	5,000	0.00
HOUSEKEEPING & JANITORIAL SERV	0	0.00	0	0.00	0	0.00	6,582	0.00
M&R SERVICES	0	0.00	0	0.00	0	0.00	50,000	0.00
MOTORIZED EQUIPMENT	0	0.00	0	0.00	0	0.00	220,000	0.00
OTHER EQUIPMENT	0	0.00	0	0.00	0	0.00	10,000	0.00
PROPERTY & IMPROVEMENTS	0	0.00	0	0.00	0	0.00	15,000	0.00
EQUIPMENT RENTALS & LEASES	0	0.00	0	0.00	0	0.00	25,000	0.00
MISCELLANEOUS EXPENSES	0	0.00	0	0.00	0	0.00	1,000	0.00
TOTAL - EE	0	0.00	0	0.00	0	0.00	449,648	0.00
GRAND TOTAL	\$0	0.00	\$0	0.00	\$0	0.00	\$449,648	0.00
GENERAL REVENUE	\$0	0.00	\$0	0.00	\$0	0.00	\$0	0.00
FEDERAL FUNDS	\$0	0.00	\$0	0.00	\$0	0.00	\$0	0.00
OTHER FUNDS	\$0	0.00	\$0	0.00	\$0	0.00	\$449,648	0.00

PROGRAM DESCRIPTION

Department: Office of Administration

HB Section(s): 5.085

Program Name: Facilities Management, Design and Construction

Program is found in the following core budget(s): Asset Management

1a. What strategic priority does this program address?

Provides highly functional buildings and facilities for state department programs to work in.

1b. What does this program do?

The mission of the Division of Facilities Management, Design and Construction (FMDC) is to provide a superior workplace environment for state occupants and their visitors and protect the state's investments in property assets. FMDC strives to provide agencies with the information and resources that will support their development of high-performance workplaces -- workplaces that will meet agencies' business needs and can be readily adapted to changing workplace practices and strategies. The aspiration of FMDC is to deliver best-in-class capital solutions. FMDC is comprised of the following units:

Administrative Services

The Administrative Services section provides general office management, administers FMDC's operational excellence program, and leads employee relations initiatives. The section also manages internal FMDC communications, statewide notifications, contractor background checks, and fleet operations; maintains badge offices to generate authorized badges for state employees, contractors, and legislators; organizes and oversees professional development opportunities and hiring processes for FMDC employees; and serves as a liaison for human resources concerns.

Budget and Accounting

The Budget and Accounting section oversees the preparation of FMDC's operating budget for building operations and employee expenditures, as well as the budget for Full-Time Equivalent (FTE) and lapse funding. This section also processes payments for leased property for the Real Estate Services Unit.

Design and Construction

The Design and Construction (D&C) section provides turnkey design, management, and administration of CI projects required to ensure state-owned facilities and institutions are state-of-the-art for agencies and their team members. D&C reports annually on the condition of all assets in a comprehensive database and reviews all requests for CI appropriations. This section oversees professional firms and contractors, who are awarded bids to complete statewide projects. Additionally, the section includes an in-house Project Design Unit, Interior Design Unit, and Construction Project Unit, allowing for a cost savings for the State.

Facilities Management and Operation

The Facilities Management and Operations section maintains and manages approximately 12 million square feet of space in 50 state-owned facilities and 109 institutions, as well as oversees the contracted facility services in over 330 leased facilities across Missouri. The section also provides complete building operations including maintenance; grounds keeping; security; housekeeping; technical services such as energy management, electronics services, and inside wiring; and coordinates with the State Emergency Management Agency (SEMA) during disaster response and recovery efforts.

PROGRAM DESCRIPTION

Department: Office of Administration

HB Section(s): 5.085

Program Name: Facilities Management, Design and Construction

Program is found in the following core budget(s): Asset Management

1b - Continued

Planning and Real Estate

The Planning and Real Estate Services section is responsible for the CI budget, which includes the budgets for maintenance, renovation, and new construction projects. Manages all leases and property purchases on behalf of the State unless a department is separately authorized to acquire their own lands under the Missouri Constitution, such as the Missouri Department of Transportation and Missouri Department of Conservation. The section oversees the space allocations for state agencies in our leased and state-owned properties. This section also houses the Geographic Information System (GIS) Program, a Facilities Business Analyst, and the Real Estate Services Unit.

Safety and Health Program

The Safety and Health Program is designed to prevent workplace injuries, illnesses, and deaths, as well as the suffering and financial hardships these events can cause for our team members and their families. The program utilizes Occupational Safety and Health Administration (OSHA) standards to find and fix workplace hazards, and provides team members up-to-date Personal Protective Equipment (PPE) and training to assist with health and safety improvements in our state-owned facilities and institutions.

State Security Program

The State Security Program is responsible for developing and managing security measures that will identify, control, and mitigate potential security risks. The program assesses and establishes best practices across the organization to create compliance for the protections of team members and visitors. It also directs security protocols for all state-owned facilities, institutions, and leased facilities across the State of Missouri.

State Conference Room and Special Events Program

The State Conference Room and Special Events Program is responsible for the overall management of statewide conference rooms, including reservations, setup, and monitoring audio/visual equipment. The program also provides event coordination at media and press conferences held throughout the State of Missouri. Statewide special events include Inaugurations, Legislative Ball, Fourth of July celebration, Law Enforcement Memorial Service, and holiday events at the Governor's Mansion and throughout the Capitol Complex.

PROGRAM DESCRIPTION

Department: Office of Administration


HB Section(s): 5.085

Program Name: Facilities Management, Design and Construction

Program is found in the following core budget(s): Asset Management

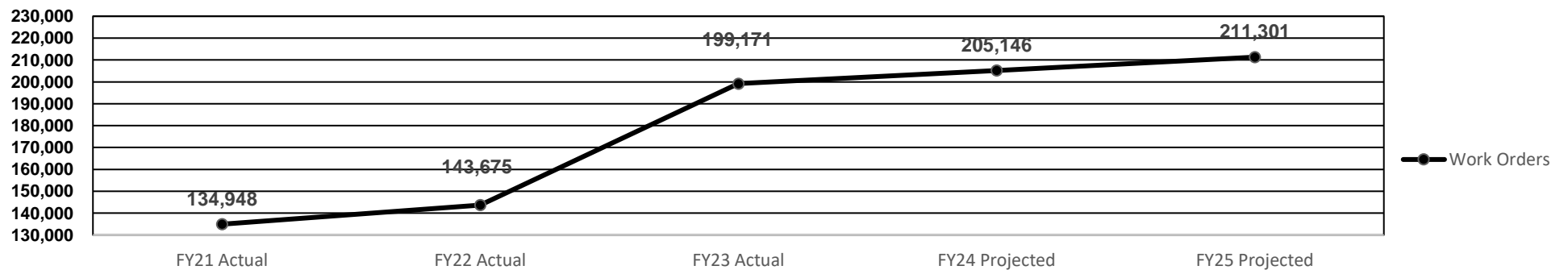
2a. Provide an activity measure(s) for the program.

Lease Locations: Lease Actions Processed



Note: Includes Lease Actions Issued: Notice of Intent, Notice of Awards, Lease Documents, Inspections, Janitorial Documents, and Facility Requests

Facility Operations Unit: Maintenance/Repair Work Orders Completed




Note: Maintenance/Repair Work Orders Completed Include: Preventive Maintenance Work Orders and Requested Work Orders

PROGRAM DESCRIPTION

Department: Office of Administration
Program Name: Facilities Management, Design and Construction
Program is found in the following core budget(s): Asset Management

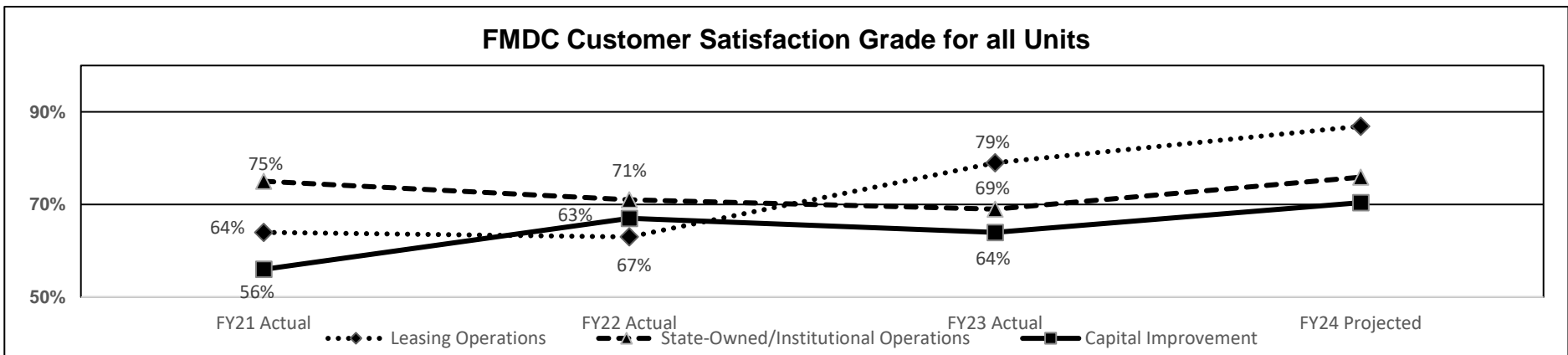
HB Section(s): 5.085

2a. Provide an activity measure(s) for the program (continued).



Note: Project Management/Planning Projects Contracts Issued: Standard Construction Contracts, Standards Design Contracts, Small Capital Improvement Contracts, IDIQ Design Contracts and IDIQ Construction Contracts.

2b. Provide a measure(s) of the program's quality.



Note: FMDC Customer Satisfaction Grade is based on an online survey with responses from various state agency staff and non-state agency tenants.

PROGRAM DESCRIPTION

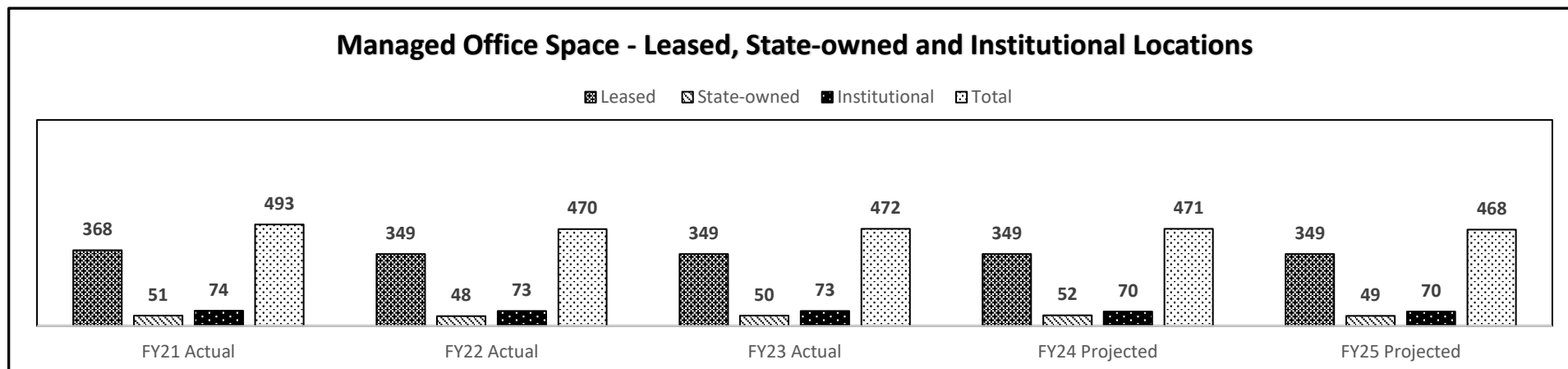
Department: Office of Administration

HB Section(s): 5.085

Program Name: Facilities Management, Design and Construction

Program is found in the following core budget(s): Asset Management

2c. Provide a measure(s) of the program's impact.



Managed Locations	FY 2021 Actual		FY 2022 Actual		FY 2023 Actual		FY 2024 Projected		FY 2025 Projected	
	Locations	Square Footage	Locations	Square Footage	Locations	Square Footage	Locations	Square Footage	Locations	Square Footage
Leased*	368	2,442,751	349	2,567,821	349	2,567,821	349	2,567,821	349	2,567,821
State-owned	48	3,767,331	48	3,764,644	50	3,800,844	52	4,183,564	49	3,921,872
Institutions	74	5,852,495	74	5,755,194	73	6,127,710	70	6,099,796	70	6,099,796
Total	490	12,062,577	471	12,087,659	472	12,496,375	471	12,851,181	468	12,589,489

* Leased locations represent those sites that are "office" space.

Average square footage during the last fiscal year:

Leased 7,358
 State-owned 76,017
 Institution 83,941

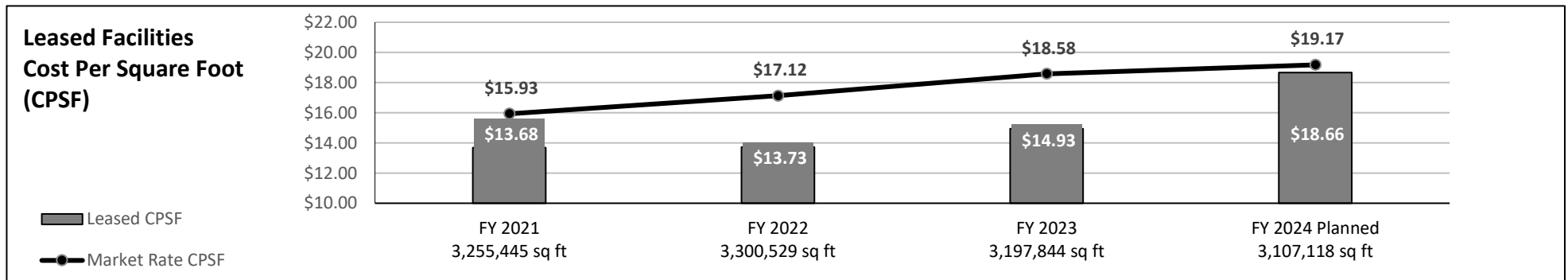
PROGRAM DESCRIPTION

Department: Office of Administration
Program Name: Facilities Management, Design and Construction
Program is found in the following core budget(s): Asset Management

HB Section(s): 5.085

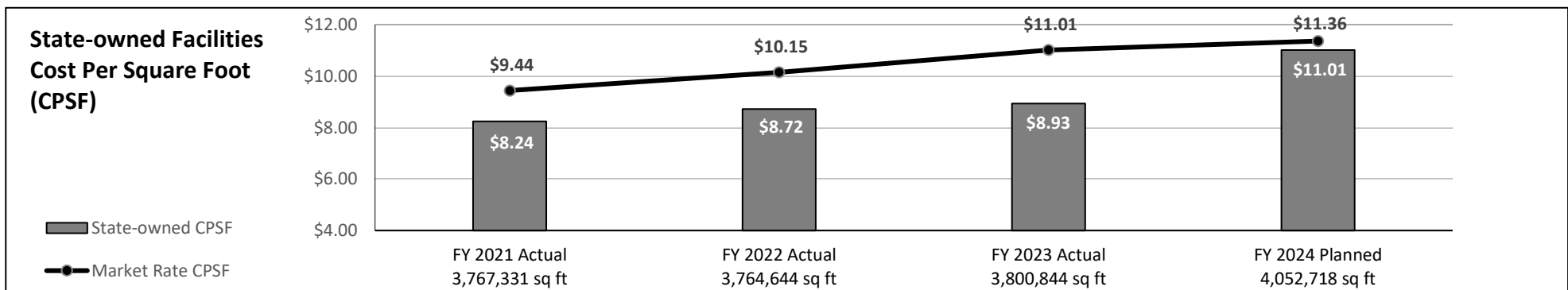
2d. Provide a measure(s) of the program's efficiency.

Leasing Operations and Real Estate Unit



Note: In markets throughout the state, the State of Missouri is consistently paying below market rents. Market rate data provided by Jones Lang LaSalle Incorporated.

Facility Operations Unit: State-owned Facilities



Note: Market rate data provided by Building Owners and Managers Association (BOMA).

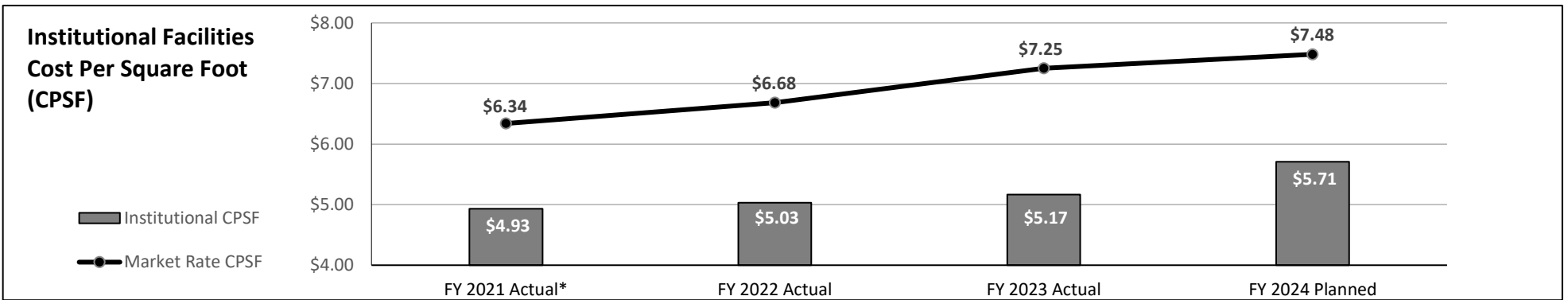
PROGRAM DESCRIPTION

Department: Office of Administration
Program Name: Facilities Management, Design and Construction
Program is found in the following core budget(s): Asset Management

HB Section(s): 5.085

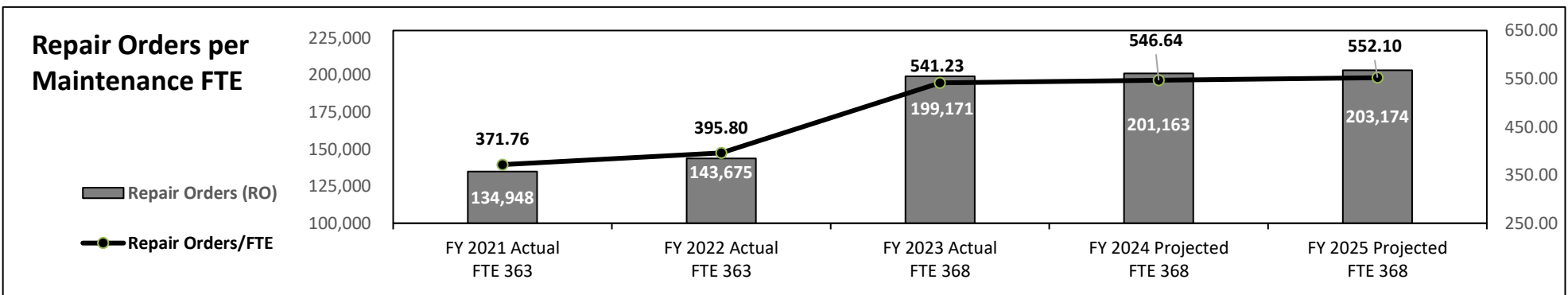
2d. Provide a measure(s) of the program's efficiency (continued).

Facility Operations Unit: Institutional Facilities



Note: Market rate data provided by International Facility Management Association (IFMA).
 *FY 2021 change due to the Jay A. Nixon Forensic Center at the Fulton State Hospital.

Repair Orders per FMDC Maintenance FTE

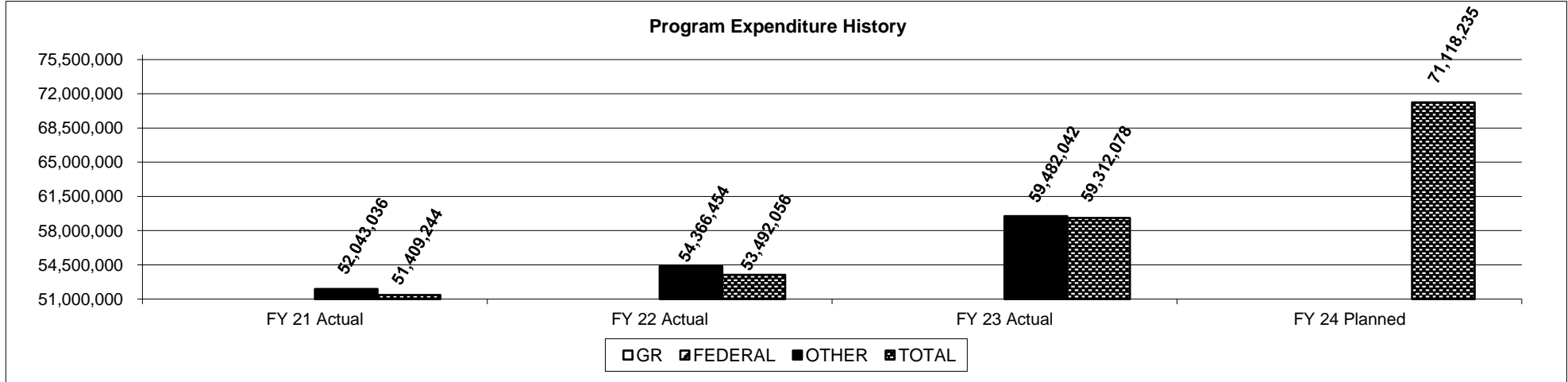


PROGRAM DESCRIPTION

Department: Office of Administration
Program Name: Facilities Management, Design and Construction
Program is found in the following core budget(s): Asset Management

HB Section(s): 5.085

3. Provide actual expenditures for the prior three fiscal years and planned expenditures for the current fiscal year.
(Note: Amounts do not include fringe benefit costs.)



4. What are the sources of the "Other " funds?

State Facility Maintenance and Operations Fund (0501)

5. What is the authorization for this program, i.e., federal or state statute, etc.? (Include the federal program number, if applicable.)

Missouri Revised Statutes, Chapter 8, Section 8.110, Division of Facilities Management Created - Duties; and Chapter 34.030, Leasing.

6. Are there federal matching requirements? If yes, please explain.

No.

7. Is this a federally mandated program? If yes, please explain.

No.

CORE DECISION ITEM

Department: Office of Administration	Budget Unit: 31049C
Division: Facilities Management, Design and Construction	
Core: Missouri State Capitol Commission	HB Section: 5.090

1. CORE FINANCIAL SUMMARY

	FY 2025 Budget Request					FY 2025 Governor's Recommendation			
	GR	Federal	Other	Total		GR	Federal	Other	Total
PS	0	0	0	0	PS	0	0	0	0
EE	0	0	25,000	25,000	EE	0	0	25,000	25,000
PSD	0	0	0	0	PSD	0	0	0	0
TRF	0	0	0	0	TRF	0	0	0	0
Total	0	0	25,000	25,000	Total	0	0	25,000	25,000
FTE	0.00	0.00	0.00	0.00	FTE	0.00	0.00	0.00	0.00

Est. Fringe	0	0	0	0
--------------------	---	---	---	---

Note: Fringes budgeted in House Bill 5 except for certain fringes budgeted directly to MoDOT, Highway Patrol, and Conservation.

Est. Fringe	0	0	0	0
--------------------	---	---	---	---

Note: Fringes budgeted in House Bill 5 except for certain fringes budgeted directly to MoDOT, Highway Patrol, and Conservation.

Other Funds: State Capitol Commission Fund (0745)

Other Funds:

2. CORE DESCRIPTION

This appropriation provides authority to spend gifts, bequests, grants, and donated funds in support of the work of the Missouri State Capitol Commission for the restoration and preservation of the Capitol Building, the promotion of the historical significance of the Capitol Building, and the improved accessibility of the Capitol Building. Established in SB 480 (2009), the legislation also established the State Capitol Commission Fund. Any moneys received by the Commission from sources other than appropriation, including from private sources, gifts, donations and grants, are to be credited to the fund and appropriated by the General Assembly. The Commission exercises general supervision and administration of the fund. Appropriation authority is required to allow for the expenditure of any funds that may be received.

3. PROGRAM LISTING (list programs included in this core funding)

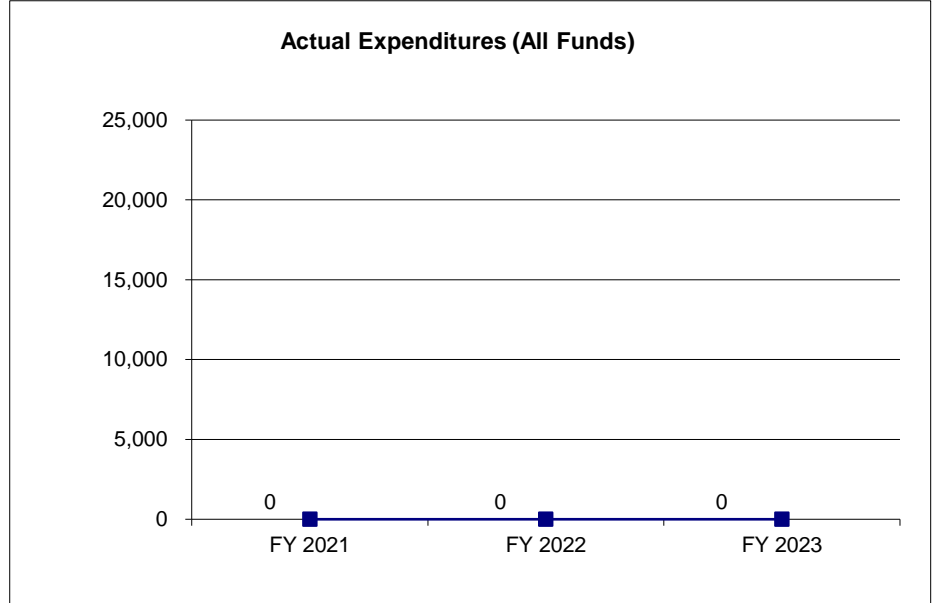
N/A.

CORE DECISION ITEM

Department: Office of Administration	Budget Unit: 31049C
Division: Facilities Management, Design and Construction	
Core: Missouri State Capitol Commission	HB Section: 5.090

4. FINANCIAL HISTORY

	FY 2021 Actual	FY 2022 Actual	FY 2023 Actual	FY 2024 Current Yr.
Appropriation (All Funds)	25,000	25,000	25,000	25,000
Less Reverted (All Funds)	0	0	0	0
Less Restricted (All Funds)*	0	0	0	0
Budget Authority (All Funds)	25,000	25,000	25,000	25,000
Actual Expenditures (All Funds)	0	0	0	N/A
Unexpended (All Funds)	25,000	25,000	25,000	0
Unexpended, by Fund:				
General Revenue	0	0	0	N/A
Federal	0	0	0	N/A
Other	25,000	25,000	25,000	N/A



*Restricted amount is as of _____.

Reverted includes the statutory three-percent reserve amount (when applicable).

Restricted includes any Governor's Expenditure Restrictions which remained at the end of the fiscal year (when applicable).

NOTES:

CORE RECONCILIATION DETAIL

STATE
STATE CAPITOL COMMISSION

5. CORE RECONCILIATION DETAIL

	Budget Class	FTE	GR	Federal	Other	Total	Explanation
TAFP AFTER VETOES							
	EE	0.00	0	0	25,000	25,000	
	Total	0.00	0	0	25,000	25,000	
DEPARTMENT CORE REQUEST							
	EE	0.00	0	0	25,000	25,000	
	Total	0.00	0	0	25,000	25,000	
GOVERNOR'S RECOMMENDED CORE							
	EE	0.00	0	0	25,000	25,000	
	Total	0.00	0	0	25,000	25,000	

DECISION ITEM SUMMARY

Budget Unit								
Decision Item	FY 2023	FY 2023	FY 2024	FY 2024	FY 2025	FY 2025	FY 2025	FY 2025
Budget Object Summary	ACTUAL	ACTUAL	BUDGET	BUDGET	DEPT REQ	DEPT REQ	GOV REC	GOV REC
Fund	DOLLAR	FTE	DOLLAR	FTE	DOLLAR	FTE	DOLLAR	FTE
STATE CAPITOL COMMISSION								
CORE								
EXPENSE & EQUIPMENT								
STATE CAPITOL COMMISSION	0	0.00	25,000	0.00	25,000	0.00	25,000	0.00
TOTAL - EE	0	0.00	25,000	0.00	25,000	0.00	25,000	0.00
TOTAL	0	0.00	25,000	0.00	25,000	0.00	25,000	0.00
GRAND TOTAL	\$0	0.00	\$25,000	0.00	\$25,000	0.00	\$25,000	0.00

DECISION ITEM DETAIL

Budget Unit	FY 2023	FY 2023	FY 2024	FY 2024	FY 2025	FY 2025	FY 2025	FY 2025
Decision Item	ACTUAL	ACTUAL	BUDGET	BUDGET	DEPT REQ	DEPT REQ	GOV REC	GOV REC
Budget Object Class	DOLLAR	FTE	DOLLAR	FTE	DOLLAR	FTE	DOLLAR	FTE
STATE CAPITOL COMMISSION								
CORE								
PROFESSIONAL SERVICES	0	0.00	25,000	0.00	25,000	0.00	25,000	0.00
TOTAL - EE	0	0.00	25,000	0.00	25,000	0.00	25,000	0.00
GRAND TOTAL	\$0	0.00	\$25,000	0.00	\$25,000	0.00	\$25,000	0.00
GENERAL REVENUE	\$0	0.00	\$0	0.00	\$0	0.00	\$0	0.00
FEDERAL FUNDS	\$0	0.00	\$0	0.00	\$0	0.00	\$0	0.00
OTHER FUNDS	\$0	0.00	\$25,000	0.00	\$25,000	0.00	\$25,000	0.00

CORE DECISION ITEM

Department:	Office of Administration	Budget Unit:	<u>31055C</u>
Division:	Facilities Management, Design and Construction	HB Section:	<u>5.095</u>
Core:	Facilities Management Services		

1. CORE FINANCIAL SUMMARY

	FY 2025 Budget Request					FY 2025 Governor's Recommendation			
	GR	Federal	Other	Total		GR	Federal	Other	Total
PS	0	0	0	0	PS	0	0	0	0
EE	0	0	1,999,900	1,999,900	EE	0	0	1,999,900	1,999,900
PSD	0	0	100	100	PSD	0	0	100	100
TRF	0	0	0	0	TRF	0	0	0	0
Total	0	0	2,000,000	2,000,000	Total	0	0	2,000,000	2,000,000
FTE	0.00	0.00	0.00	0.00	FTE	0.00	0.00	0.00	0.00
Est. Fringe	0	0	0	0	Est. Fringe	0	0	0	0
<i>Note: Fringes budgeted in House Bill 5 except for certain fringes budgeted directly to MoDOT, Highway Patrol, and Conservation.</i>					<i>Note: Fringes budgeted in House Bill 5 except for certain fringes budgeted directly to MoDOT, Highway Patrol, and Conservation.</i>				
Other Funds: State Facility Maintenance & Operations Fund (0501)					Other Funds: State Facility Maintenance & Operations Fund (0501)				

2. CORE DESCRIPTION

This core represents revolving fund authority that allows the Division of Facilities Management, Design and Construction (FMDC) to make up-front payments for expenses associated with facility management, purchases of materials for facility modifications, tenant services that support agency programs, replacement, and repair costs, and other support services at state facilities when recovery is obtained from a third party. FMDC bills agencies for such costs via the interagency billing process.

This pass through appropriation gives FMDC the ability to effectively manage facilities, modification projects and other services by establishing a mechanism to make up-front purchases for materials without reducing appropriation authority for facility operating purposes. FMDC also makes up-front payments for other extraordinary services agencies may require that would otherwise place an unreasonable burden on the regular operating budget of the facility.

3. PROGRAM LISTING (list programs included in this core funding)

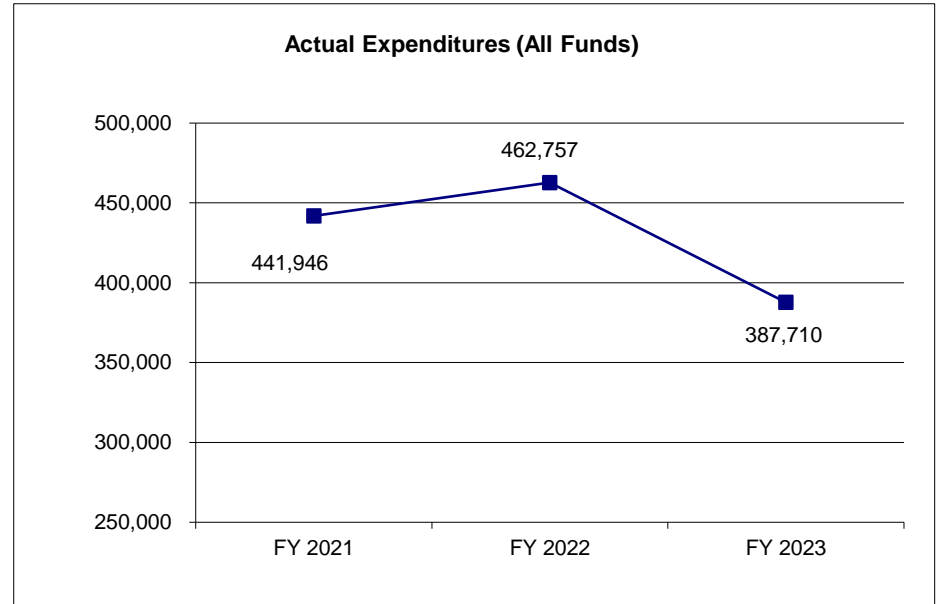
N/A.

CORE DECISION ITEM

Department: Office of Administration	Budget Unit: 31055C
Division: Facilities Management, Design and Construction	
Core: Facilities Management Services	HB Section: 5.095

4. FINANCIAL HISTORY

	FY 2021 Actual	FY 2022 Actual	FY 2023 Actual	FY 2024 Current Yr.
Appropriation (All Funds)	2,000,000	2,000,000	2,000,000	2,000,000
Less Reverted (All Funds)	0	0	0	0
Less Restricted (All Funds)*	0	0	0	0
Budget Authority (All Funds)	2,000,000	2,000,000	2,000,000	2,000,000
Actual Expenditures (All Funds)	441,946	462,757	387,710	N/A
Unexpended (All Funds)	1,558,054	1,537,243	1,612,290	0
Unexpended, by Fund:				
General Revenue	0	0	0	N/A
Federal	0	0	0	N/A
Other	1,558,054	1,537,243	1,612,290	N/A



*Restricted amount is as of _____.

Reverted includes the statutory three-percent reserve amount (when applicable).

Restricted includes any Governor's Expenditure Restrictions which remained at the end of the fiscal year (when applicable).

NOTES:

CORE RECONCILIATION DETAIL

STATE
FAC MGMT SERVICES

5. CORE RECONCILIATION DETAIL

	Budget Class	FTE	GR	Federal	Other	Total	Explanation
TAFP AFTER VETOES							
	EE	0.00	0	0	1,999,900	1,999,900	
	PD	0.00	0	0	100	100	
	Total	0.00	0	0	2,000,000	2,000,000	
DEPARTMENT CORE REQUEST							
	EE	0.00	0	0	1,999,900	1,999,900	
	PD	0.00	0	0	100	100	
	Total	0.00	0	0	2,000,000	2,000,000	
GOVERNOR'S RECOMMENDED CORE							
	EE	0.00	0	0	1,999,900	1,999,900	
	PD	0.00	0	0	100	100	
	Total	0.00	0	0	2,000,000	2,000,000	

DECISION ITEM SUMMARY

Budget Unit								
Decision Item	FY 2023	FY 2023	FY 2024	FY 2024	FY 2025	FY 2025	FY 2025	FY 2025
Budget Object Summary	ACTUAL	ACTUAL	BUDGET	BUDGET	DEPT REQ	DEPT REQ	GOV REC	GOV REC
Fund	DOLLAR	FTE	DOLLAR	FTE	DOLLAR	FTE	DOLLAR	FTE
FAC MGMT SERVICES								
CORE								
EXPENSE & EQUIPMENT								
STATE FACILITY MAINT & OPERAT	387,710	0.00	1,999,900	0.00	1,999,900	0.00	1,999,900	0.00
TOTAL - EE	387,710	0.00	1,999,900	0.00	1,999,900	0.00	1,999,900	0.00
PROGRAM-SPECIFIC								
STATE FACILITY MAINT & OPERAT	0	0.00	100	0.00	100	0.00	100	0.00
TOTAL - PD	0	0.00	100	0.00	100	0.00	100	0.00
TOTAL	387,710	0.00	2,000,000	0.00	2,000,000	0.00	2,000,000	0.00
GRAND TOTAL	\$387,710	0.00	\$2,000,000	0.00	\$2,000,000	0.00	\$2,000,000	0.00

DECISION ITEM DETAIL

Budget Unit	FY 2023	FY 2023	FY 2024	FY 2024	FY 2025	FY 2025	FY 2025	FY 2025
Decision Item	ACTUAL	ACTUAL	BUDGET	BUDGET	DEPT REQ	DEPT REQ	GOV REC	GOV REC
Budget Object Class	DOLLAR	FTE	DOLLAR	FTE	DOLLAR	FTE	DOLLAR	FTE
FAC MGMT SERVICES								
CORE								
FUEL & UTILITIES	40	0.00	1,200	0.00	1,200	0.00	1,200	0.00
SUPPLIES	0	0.00	7,810	0.00	7,810	0.00	7,810	0.00
COMMUNICATION SERV & SUPP	0	0.00	100	0.00	100	0.00	100	0.00
PROFESSIONAL SERVICES	0	0.00	97,500	0.00	97,500	0.00	97,500	0.00
HOUSEKEEPING & JANITORIAL SERV	0	0.00	100	0.00	100	0.00	100	0.00
M&R SERVICES	0	0.00	35,000	0.00	35,000	0.00	35,000	0.00
MOTORIZED EQUIPMENT	0	0.00	100	0.00	100	0.00	100	0.00
OTHER EQUIPMENT	0	0.00	112,000	0.00	112,000	0.00	112,000	0.00
PROPERTY & IMPROVEMENTS	0	0.00	53,000	0.00	53,000	0.00	53,000	0.00
EQUIPMENT RENTALS & LEASES	0	0.00	8,500	0.00	8,500	0.00	8,500	0.00
REBILLABLE EXPENSES	387,670	0.00	1,684,590	0.00	1,684,590	0.00	1,684,590	0.00
TOTAL - EE	387,710	0.00	1,999,900	0.00	1,999,900	0.00	1,999,900	0.00
REFUNDS	0	0.00	100	0.00	100	0.00	100	0.00
TOTAL - PD	0	0.00	100	0.00	100	0.00	100	0.00
GRAND TOTAL	\$387,710	0.00	\$2,000,000	0.00	\$2,000,000	0.00	\$2,000,000	0.00
GENERAL REVENUE	\$0	0.00	\$0	0.00	\$0	0.00	\$0	0.00
FEDERAL FUNDS	\$0	0.00	\$0	0.00	\$0	0.00	\$0	0.00
OTHER FUNDS	\$387,710	0.00	\$2,000,000	0.00	\$2,000,000	0.00	\$2,000,000	0.00

CORE DECISION ITEM

Department	Office of Administration	Budget Unit	31113
Division	Division of General Services		
Core	Operating	HB Section	05.100

1. CORE FINANCIAL SUMMARY

	FY 2025 Budget Request			
	GR	Federal	Other	Total
PS	1,181,529	0	3,778,128	4,959,657
EE	214,550	0	979,728	1,194,278
PSD	0	0	0	0
TRF	0	0	0	0
Total	1,396,079	0	4,757,856	6,153,935
FTE	20.00	0.00	83.00	103.00

	FY 2025 Governor's Recommendation			
	GR	Federal	Other	Total
PS	1,181,529	0	3,778,128	4,959,657
EE	214,550	0	979,728	1,194,278
PSD	0	0	0	0
TRF	0	0	0	0
Total	1,396,079	0	4,757,856	6,153,935
FTE	20.00	0.00	83.00	103.00

Est. Fringe	740,736	0	2,654,685	3,395,421
--------------------	---------	---	-----------	-----------

Note: Fringes budgeted in House Bill 5 except for certain fringes budgeted directly to MoDOT, Highway Patrol, and Conservation.

Est. Fringe	740,736	0	2,654,685	3,395,421
--------------------	---------	---	-----------	-----------

Note: Fringes budgeted in House Bill 5 except for certain fringes budgeted directly to MoDOT, Highway Patrol, and Conservation.

Other Funds: OA Revolving Administrative Trust Fund (0505)

Other Funds: OA Revolving Administrative Trust Fund (0505)

2. CORE DESCRIPTION

Core funding to support the Division of General Services, a multi-faceted organization providing a number of essential support services to state agencies and to the Office of Administration.

State Printing provides comprehensive reproduction services including design, printing, finishing, and quick copy services. Central Mail Services advises agencies on efficient mailing practices, and provides comprehensive mailing services to most state agencies operating within the Jefferson City area. Risk Management administers the Legal Expense Fund and the workers' compensation program for state employees, purchases insurance as required and advises state agencies on risk management issues. Fleet Management establishes statewide policies governing state vehicle operations and management; coordinates a centralized fleet information system; operates a consolidated car pool serving agencies in the Jefferson City area and serves as a resource for fleet management issues. Vehicle Maintenance operates a centralized maintenance facility to provide mechanical repairs and body shop services for state vehicles based in the Mid-Missouri area. General Services also oversees the State Surplus Property and Recycling programs and coordinates the Missouri State Employees Charitable Campaign.

3. PROGRAM LISTING (list programs included in this core funding)

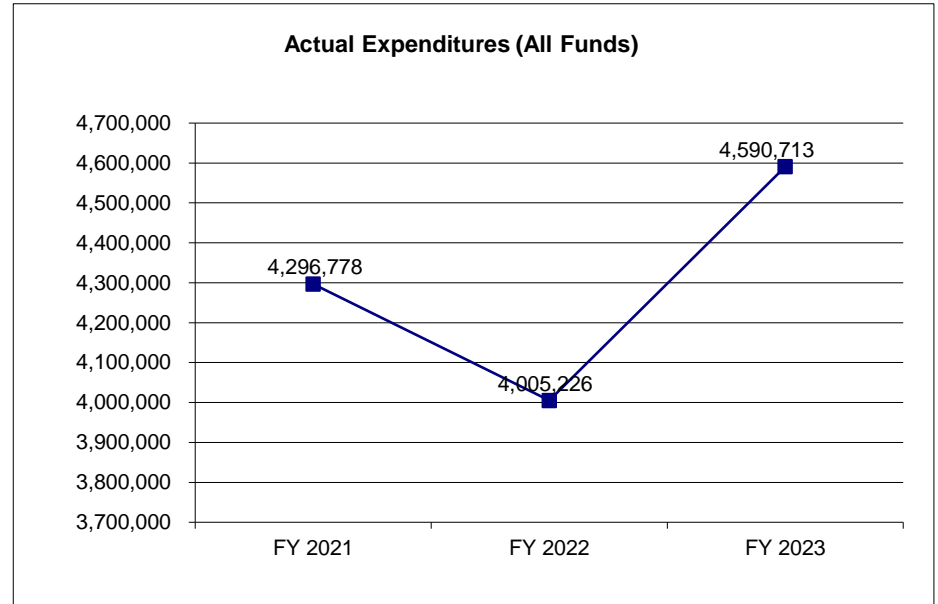
State Printing, Central Mail Services, Risk Management, Fleet Management Vehicle Maintenance, OA Carpool

CORE DECISION ITEM

Department	Office of Administration	Budget Unit	31113
Division	Division of General Services	HB Section	05.100
Core	Operating		

4. FINANCIAL HISTORY

	FY 2021 Actual	FY 2022 Actual	FY 2023 Actual	FY 2024 Current Yr.
Appropriation (All Funds)	5,023,618	5,063,459	5,756,983	6,153,935
Less Reverted (All Funds)	(30,311)	(30,597)	(39,046)	N/A
Less Restricted (All Funds)*	0	0	0	N/A
Budget Authority (All Funds)	4,993,307	5,032,862	5,717,937	N/A
Actual Expenditures (All Funds)	4,296,778	4,005,226	4,590,713	N/A
Unexpended (All Funds)	696,529	1,027,636	1,127,224	N/A
Unexpended, by Fund:				
General Revenue	25,417	3,398	2,748	N/A
Federal	0	0	0	N/A
Other	671,112	1,024,238	1,124,476	N/A



*Current Year restricted amount is as of _____.

Reverted includes the statutory three percent reserve amount (when applicable).

Restricted includes any Governor's expenditure restrictions which remained at the end of the fiscal year (when applicable).

NOTES:

CORE RECONCILIATION DETAIL

**STATE
GENERAL SERVICES - OPERATING**

5. CORE RECONCILIATION DETAIL

	Budget Class	FTE	GR	Federal	Other	Total	Explanation
TAFP AFTER VETOES							
	PS	103.00	1,181,529	0	3,778,128	4,959,657	
	EE	0.00	214,550	0	979,728	1,194,278	
	Total	103.00	1,396,079	0	4,757,856	6,153,935	
DEPARTMENT CORE REQUEST							
	PS	103.00	1,181,529	0	3,778,128	4,959,657	
	EE	0.00	214,550	0	979,728	1,194,278	
	Total	103.00	1,396,079	0	4,757,856	6,153,935	
GOVERNOR'S RECOMMENDED CORE							
	PS	103.00	1,181,529	0	3,778,128	4,959,657	
	EE	0.00	214,550	0	979,728	1,194,278	
	Total	103.00	1,396,079	0	4,757,856	6,153,935	

DECISION ITEM SUMMARY

Budget Unit									
Decision Item	FY 2023	FY 2023	FY 2024	FY 2024	FY 2025	FY 2025	FY 2025	FY 2025	FY 2025
Budget Object Summary	ACTUAL	ACTUAL	BUDGET	BUDGET	DEPT REQ	DEPT REQ	GOV REC	GOV REC	GOV REC
Fund	DOLLAR	FTE	DOLLAR	FTE	DOLLAR	FTE	DOLLAR	FTE	DOLLAR
GENERAL SERVICES - OPERATING									
CORE									
PERSONAL SERVICES									
GENERAL REVENUE	1,051,713	18.57	1,181,529	20.00	1,181,529	20.00	1,181,529	20.00	20.00
OA REVOLVING ADMINISTRATIVE TR	2,746,422	66.32	3,778,128	83.00	3,778,128	83.00	3,778,128	83.00	83.00
TOTAL - PS	3,798,135	84.89	4,959,657	103.00	4,959,657	103.00	4,959,657	103.00	103.00
EXPENSE & EQUIPMENT									
GENERAL REVENUE	208,008	0.00	214,550	0.00	214,550	0.00	214,550	0.00	0.00
OA REVOLVING ADMINISTRATIVE TR	571,270	0.00	979,728	0.00	979,728	0.00	979,728	0.00	0.00
TOTAL - EE	779,278	0.00	1,194,278	0.00	1,194,278	0.00	1,194,278	0.00	0.00
PROGRAM-SPECIFIC									
OA REVOLVING ADMINISTRATIVE TR	13,300	0.00	0	0.00	0	0.00	0	0.00	0.00
TOTAL - PD	13,300	0.00	0	0.00	0	0.00	0	0.00	0.00
TOTAL	4,590,713	84.89	6,153,935	103.00	6,153,935	103.00	6,153,935	103.00	103.00
Pay Plan - 0000012									
PERSONAL SERVICES									
GENERAL REVENUE	0	0.00	0	0.00	0	0.00	37,807	0.00	0.00
OA REVOLVING ADMINISTRATIVE TR	0	0.00	0	0.00	0	0.00	120,901	0.00	0.00
TOTAL - PS	0	0.00	0	0.00	0	0.00	158,708	0.00	0.00
TOTAL	0	0.00	0	0.00	0	0.00	158,708	0.00	0.00
GRAND TOTAL	\$4,590,713	84.89	\$6,153,935	103.00	\$6,153,935	103.00	\$6,312,643	103.00	103.00

FLEXIBILITY REQUEST FORM

BUDGET UNIT NUMBER: 30925 BUDGET UNIT NAME: Division of General Services HOUSE BILL SECTION: 5.095	DEPARTMENT: Office of Administration DIVISION: General Services
---	--

1. Provide the amount by fund of personal service flexibility and the amount by fund of expense and equipment flexibility you are requesting in dollar and percentage terms and explain why the flexibility is needed. If flexibility is being requested among divisions, provide the amount by fund of flexibility you are requesting in dollar and percentage terms and explain why the flexibility is needed.

DEPARTMENT REQUEST

The Division of General Services requests 5% flexibility between personal service and expense and equipment, which is the same as the flexibility included in the FY24 budget. This flexibility would allow the Division of General Services to effectively manage responsibilities and resources.

2. Estimate how much flexibility will be used for the budget year. How much flexibility was used in the Prior Year Budget and the Current Year Budget? Please specify the amount.

PRIOR YEAR ACTUAL AMOUNT OF FLEXIBILITY USED	CURRENT YEAR ESTIMATED AMOUNT OF FLEXIBILITY THAT WILL BE USED	BUDGET REQUEST ESTIMATED AMOUNT OF FLEXIBILITY THAT WILL BE USED
\$0	None	5% flexibility is requested

3. Please explain how flexibility was used in the prior and/or current years.

PRIOR YEAR EXPLAIN ACTUAL USE	CURRENT YEAR EXPLAIN PLANNED USE
N/A	The requested flexibility will allow the Division of General Services to effectively manage resources.

DECISION ITEM DETAIL

Budget Unit	FY 2023	FY 2023	FY 2024	FY 2024	FY 2025	FY 2025	FY 2025	FY 2025
Decision Item	ACTUAL	ACTUAL	BUDGET	BUDGET	DEPT REQ	DEPT REQ	GOV REC	GOV REC
Budget Object Class	DOLLAR	FTE	DOLLAR	FTE	DOLLAR	FTE	DOLLAR	FTE
GENERAL SERVICES - OPERATING								
CORE								
DIVISION DIRECTOR	135,321	1.06	134,056	1.00	134,056	1.00	134,056	1.00
DESIGNATED PRINCIPAL ASST DIV	182,331	2.84	193,003	3.15	193,003	3.15	193,003	3.15
MISCELLANEOUS TECHNICAL	134,684	3.42	164,014	4.60	164,014	4.60	164,014	4.60
MISCELLANEOUS PROFESSIONAL	0	0.00	19,908	0.80	19,908	0.80	19,908	0.80
SPECIAL ASST PROFESSIONAL	24,888	0.26	167	0.00	167	0.00	167	0.00
ADMINISTRATIVE SUPPORT CLERK	382,490	11.58	576,756	15.00	576,756	15.00	576,756	15.00
ADMIN SUPPORT ASSISTANT	784,443	22.70	1,026,594	24.00	1,026,594	24.00	1,026,594	24.00
LEAD ADMIN SUPPORT ASSISTANT	102,758	2.63	138,811	3.00	138,811	3.00	138,811	3.00
ADMIN SUPPORT PROFESSIONAL	513,620	10.89	553,840	12.30	553,840	12.30	553,840	12.30
ADMINISTRATIVE MANAGER	289,405	3.82	542,769	7.15	542,769	7.15	542,769	7.15
ASSOCIATE CUSTOMER SERVICE REP	30,086	0.79	38,958	1.00	38,958	1.00	38,958	1.00
CUSTOMER SERVICE REP	63,665	1.50	62,882	1.50	62,882	1.50	62,882	1.50
CUSTOMER SERVICE SUPERVISOR	50,756	1.00	46,776	1.00	46,776	1.00	46,776	1.00
PROGRAM COORDINATOR	126,231	1.99	97,066	1.50	97,066	1.50	97,066	1.50
RISK/CLAIMS TECHNICIAN	37,719	1.00	36,424	1.00	36,424	1.00	36,424	1.00
SENIOR RISK/CLAIMS TECHNICIAN	242,796	5.29	218,351	5.00	218,351	5.00	218,351	5.00
SENIOR RISK/CLAIMS SPECIALIST	349,259	6.37	380,938	7.00	380,938	7.00	380,938	7.00
RISK/CLAIMS MANAGER	8,832	0.13	70,655	1.00	70,655	1.00	70,655	1.00
MULTIMEDIA SPECIALIST	64,312	1.50	161,326	4.00	161,326	4.00	161,326	4.00
SENIOR MULTIMEDIA SPECIALIST	44,415	1.03	44,639	1.00	44,639	1.00	44,639	1.00
PUBLIC RELATIONS COORDINATOR	54,615	1.05	62,274	1.00	62,274	1.00	62,274	1.00
AGENCY BUDGET SENIOR ANALYST	5,605	0.08	0	0.00	0	0.00	0	0.00
PROCUREMENT ANALYST	34,773	0.94	100,205	2.00	100,205	2.00	100,205	2.00
APPLICATIONS DEVELOPER	50	0.00	0	0.00	0	0.00	0	0.00
SENIOR APPLICATIONS DEVELOPER	7	0.00	0	0.00	0	0.00	0	0.00
PROJECT MANAGER	1,411	0.02	78,305	1.00	78,305	1.00	78,305	1.00
SENIOR PROJECT MANAGER	14	0.00	0	0.00	0	0.00	0	0.00
AUTOMOTIVE MECHANIC	133,649	3.00	210,940	4.00	210,940	4.00	210,940	4.00
TOTAL - PS	3,798,135	84.89	4,959,657	103.00	4,959,657	103.00	4,959,657	103.00
TRAVEL, IN-STATE	1,073	0.00	347	0.00	347	0.00	347	0.00
TRAVEL, OUT-OF-STATE	8,734	0.00	0	0.00	0	0.00	0	0.00
SUPPLIES	141,474	0.00	156,066	0.00	156,066	0.00	156,066	0.00

DECISION ITEM DETAIL

Budget Unit	FY 2023	FY 2023	FY 2024	FY 2024	FY 2025	FY 2025	FY 2025	FY 2025
Decision Item	ACTUAL	ACTUAL	BUDGET	BUDGET	DEPT REQ	DEPT REQ	GOV REC	GOV REC
Budget Object Class	DOLLAR	FTE	DOLLAR	FTE	DOLLAR	FTE	DOLLAR	FTE
GENERAL SERVICES - OPERATING								
CORE								
PROFESSIONAL DEVELOPMENT	17,934	0.00	19,084	0.00	19,084	0.00	19,084	0.00
COMMUNICATION SERV & SUPP	28,338	0.00	25,695	0.00	25,695	0.00	25,695	0.00
PROFESSIONAL SERVICES	74,225	0.00	215,255	0.00	215,255	0.00	215,255	0.00
HOUSEKEEPING & JANITORIAL SERV	530	0.00	310	0.00	310	0.00	310	0.00
M&R SERVICES	231,174	0.00	155,366	0.00	155,366	0.00	155,366	0.00
COMPUTER EQUIPMENT	9,675	0.00	0	0.00	0	0.00	0	0.00
OFFICE EQUIPMENT	8,438	0.00	273,635	0.00	273,635	0.00	273,635	0.00
OTHER EQUIPMENT	120,360	0.00	306,915	0.00	306,915	0.00	306,915	0.00
PROPERTY & IMPROVEMENTS	1,189	0.00	0	0.00	0	0.00	0	0.00
BUILDING LEASE PAYMENTS	14,566	0.00	0	0.00	0	0.00	0	0.00
EQUIPMENT RENTALS & LEASES	205	0.00	12,540	0.00	12,540	0.00	12,540	0.00
MISCELLANEOUS EXPENSES	121,363	0.00	29,065	0.00	29,065	0.00	29,065	0.00
TOTAL - EE	779,278	0.00	1,194,278	0.00	1,194,278	0.00	1,194,278	0.00
DEBT SERVICE	13,300	0.00	0	0.00	0	0.00	0	0.00
TOTAL - PD	13,300	0.00	0	0.00	0	0.00	0	0.00
GRAND TOTAL	\$4,590,713	84.89	\$6,153,935	103.00	\$6,153,935	103.00	\$6,153,935	103.00
GENERAL REVENUE	\$1,259,721	18.57	\$1,396,079	20.00	\$1,396,079	20.00	\$1,396,079	20.00
FEDERAL FUNDS	\$0	0.00	\$0	0.00	\$0	0.00	\$0	0.00
OTHER FUNDS	\$3,330,992	66.32	\$4,757,856	83.00	\$4,757,856	83.00	\$4,757,856	83.00

PROGRAM DESCRIPTION

Department: Office of Administration

HB Section(s): 5.100, 5.140

Program Name: State Printing Center

Program is found in the following core budget(s): General Services Operating Core, Rebillable Expenses Core

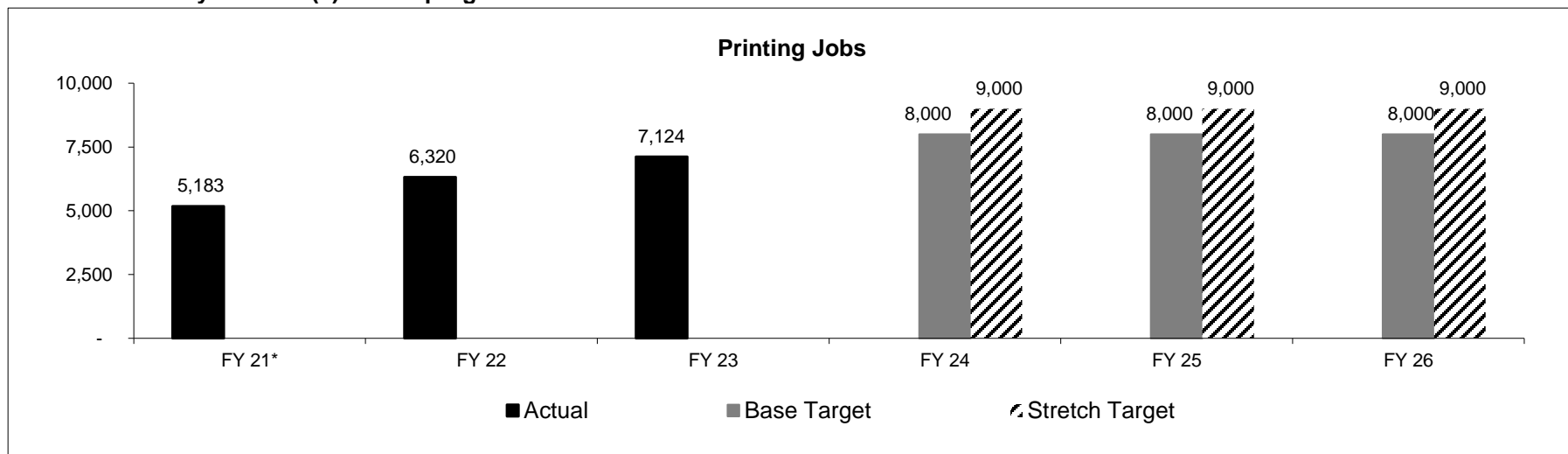
1a. What strategic priority does this program address?

Prioritize the customer experience by offering excellent, low cost services.

1b. What does this program do?

State Printing provides comprehensive printing services to all state agencies at a savings compared to the private sector. Printing services include: printing consultation, art/graphics design, typesetting, offset and web printing, binding, quick copy color service, and wide format copying.

2a. Provide an activity measure(s) for the program.



*Decrease in printing job due to COVID-19 impact.

PROGRAM DESCRIPTION

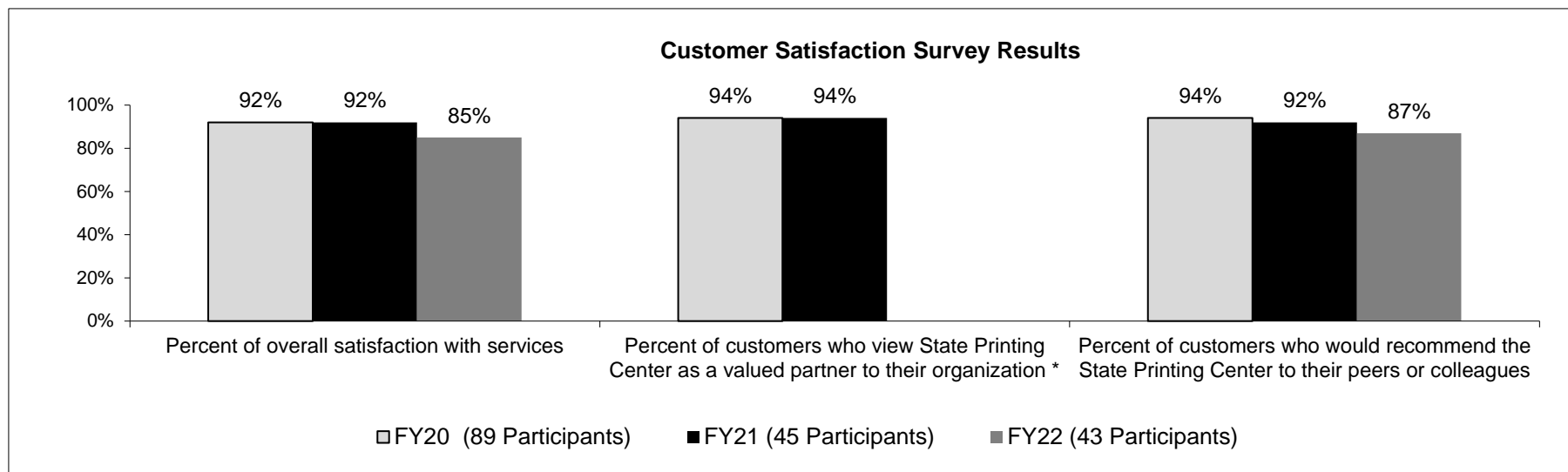
Department: Office of Administration

HB Section(s): 5.100, 5.140

Program Name: State Printing Center

Program is found in the following core budget(s): General Services Operating Core, Rebillable Expenses Core

2b. Provide a measure(s) of the program's quality.



*Question not asked in FY 22.

PROGRAM DESCRIPTION

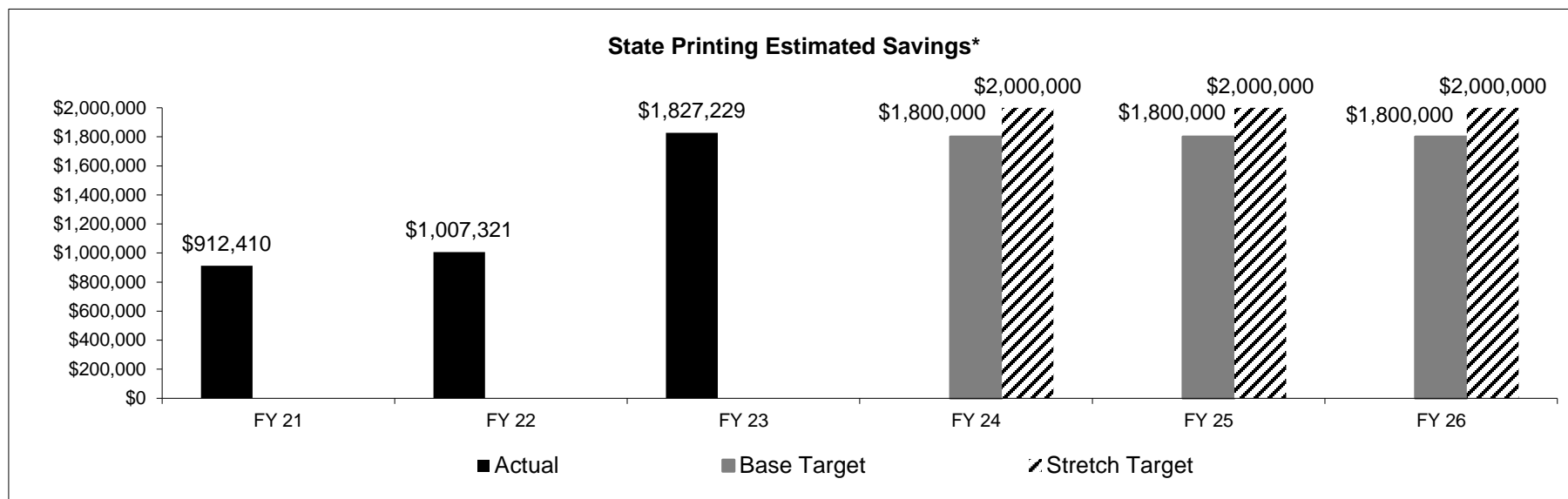
Department: Office of Administration

HB Section(s): 5.100, 5.140

Program Name: State Printing Center

Program is found in the following core budget(s): General Services Operating Core, Rebillable Expenses Core

2c. Provide a measure(s) of the program's impact.



*Estimated savings are tied directly to actual printing jobs.

Measure	FY 21		FY 22		FY 23		FY 24		FY 25	FY 26
	Target	Actual	Target	Actual	Target	Actual	Target	Stretch	Stretch	Stretch
Savings Percentage*	25.0%	24.4%	25.0%	24.4%	25.0%	24.4%	25.0%	26.0%	26.0%	26.0%

* Based on comparisons to local commercial vendors and industry-average charges using a "market basket" of frequently printed items.

PROGRAM DESCRIPTION

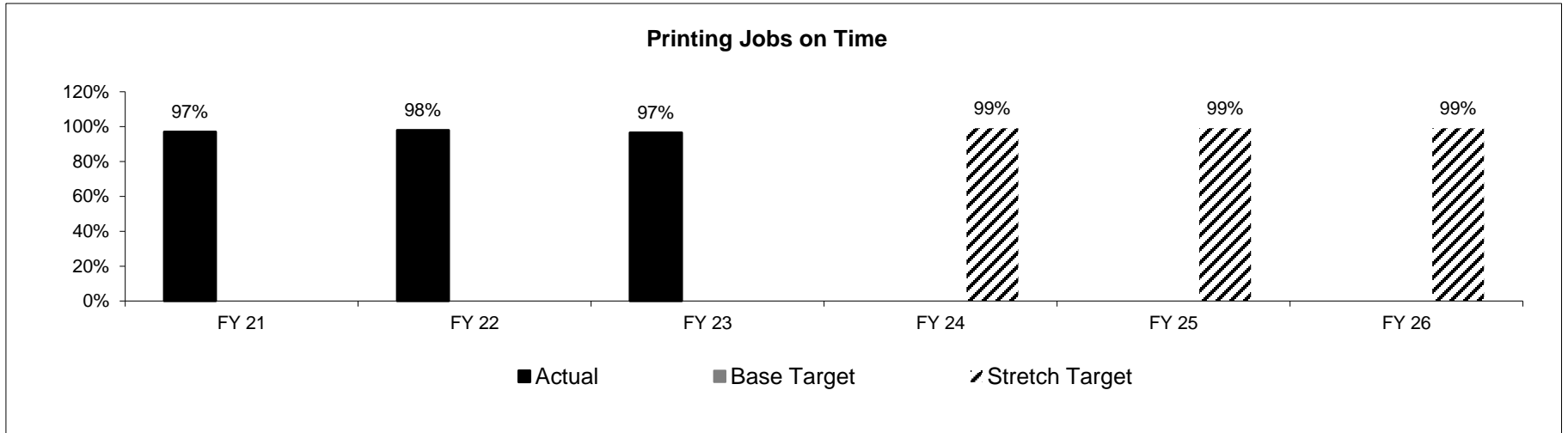
Department: Office of Administration

HB Section(s): 5.100, 5.140

Program Name: State Printing Center

Program is found in the following core budget(s): General Services Operating Core, Rebillable Expenses Core

2d. Provide a measure(s) of the program's efficiency.



PROGRAM DESCRIPTION

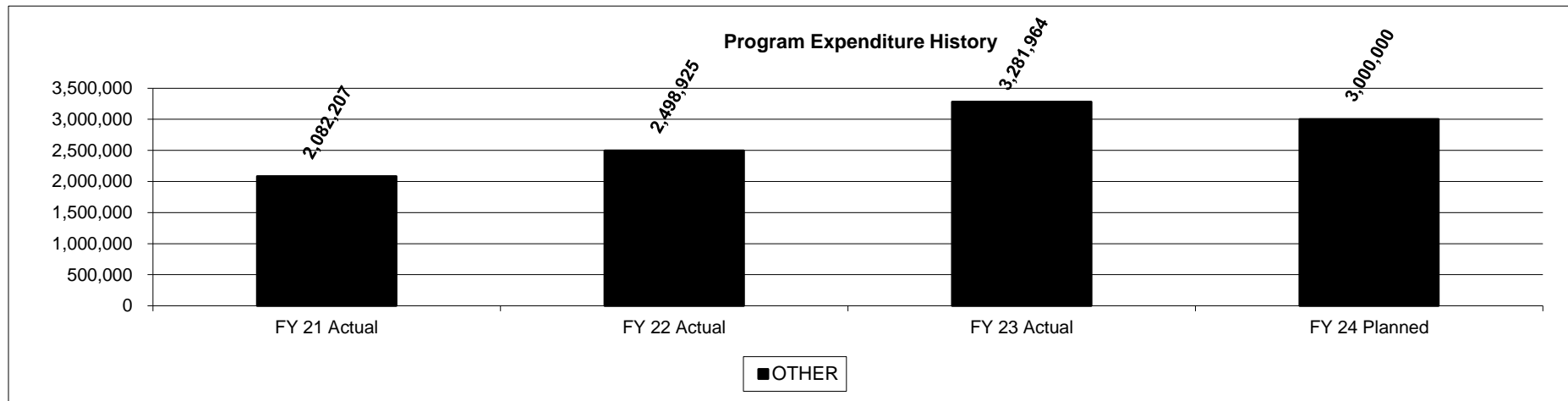
Department: Office of Administration

HB Section(s): 5.100, 5.140

Program Name: State Printing Center

Program is found in the following core budget(s): General Services Operating Core, Rebillable Expenses Core

3. Provide actual expenditures for the prior three fiscal years and planned expenditures for the current fiscal year. (Note: Amounts do not include fringe benefit costs.)



4. What are the sources of the "Other " funds?

OA Revolving Administrative Trust Fund (0505)

5. What is the authorization for this program, i.e., federal or state statute, etc.? (Include the federal program number, if applicable.)

Section 34.170 et. seq., RSMo

6. Are there federal matching requirements? If yes, please explain.

No

7. Is this a federally mandated program? If yes, please explain.

No

PROGRAM DESCRIPTION

Department: Office of Administration

HB Section(s): 5.100, 5.140

Program Name: Central Mail Services

Program is found in the following core budget(s): General Services Operating Core, Rebillable Expenses Core

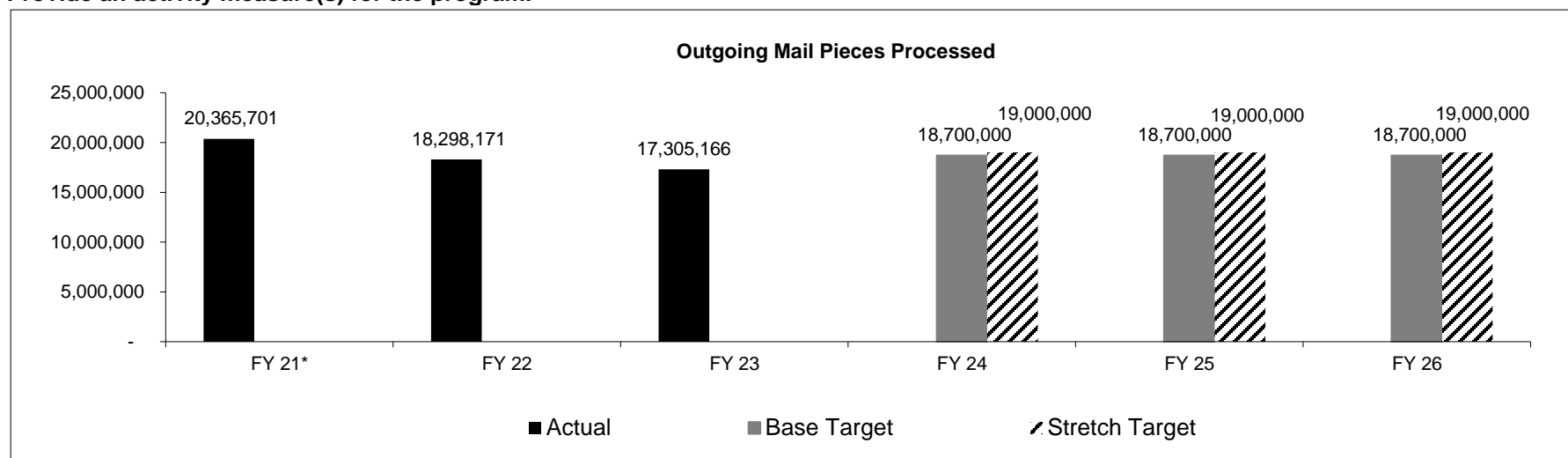
1a. What strategic priority does this program address?

Prioritize the customer experience by offering excellent, low cost services

1b. What does this program do?

Central Mail Services helps state agencies with their mailing needs by providing comprehensive mailing services at the lowest cost possible. This consolidated mail program pools outgoing mail from agencies so that the State can take advantage of U.S. Postal Service discounts to the fullest extent possible. Central Mail Services advises agencies on efficient mailing practices, provides pickup and delivery, interagency mail services and a full array of mailing and shipping solutions to most state agencies operating within the Jefferson City area.

2a. Provide an activity measure(s) for the program.



*Increase in Outgoing Mail Pieces Processed due to COVID-19 related unemployment claims.

PROGRAM DESCRIPTION

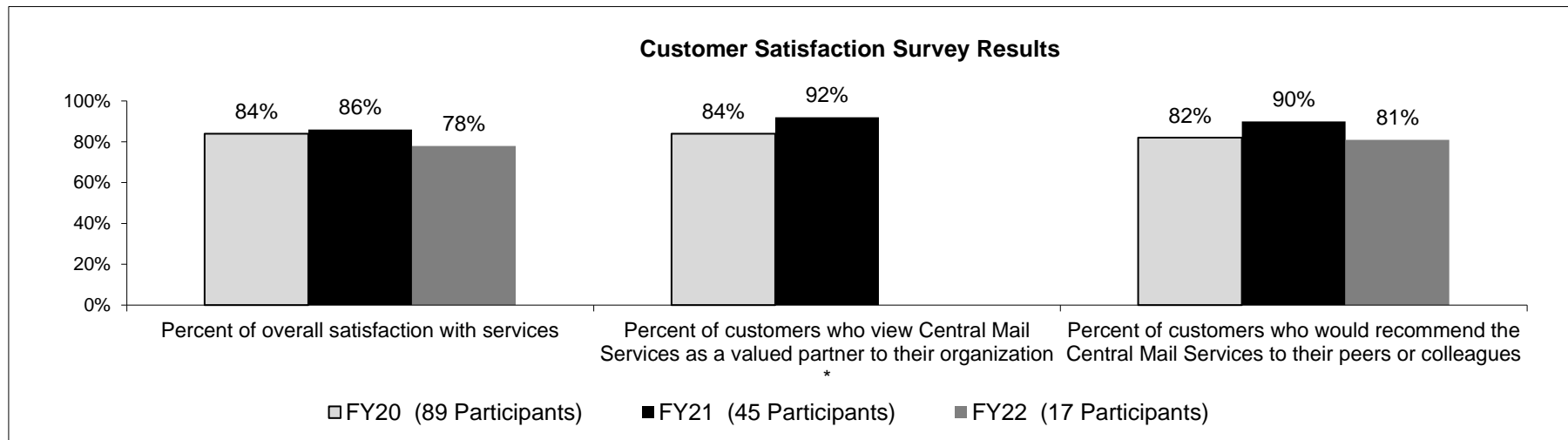
Department: Office of Administration

HB Section(s): 5.100, 5.140

Program Name: Central Mail Services

Program is found in the following core budget(s): General Services Operating Core, Rebillable Expenses Core

2b. Provide a measure(s) of the program's quality.



*Question not asked in FY 22.

PROGRAM DESCRIPTION

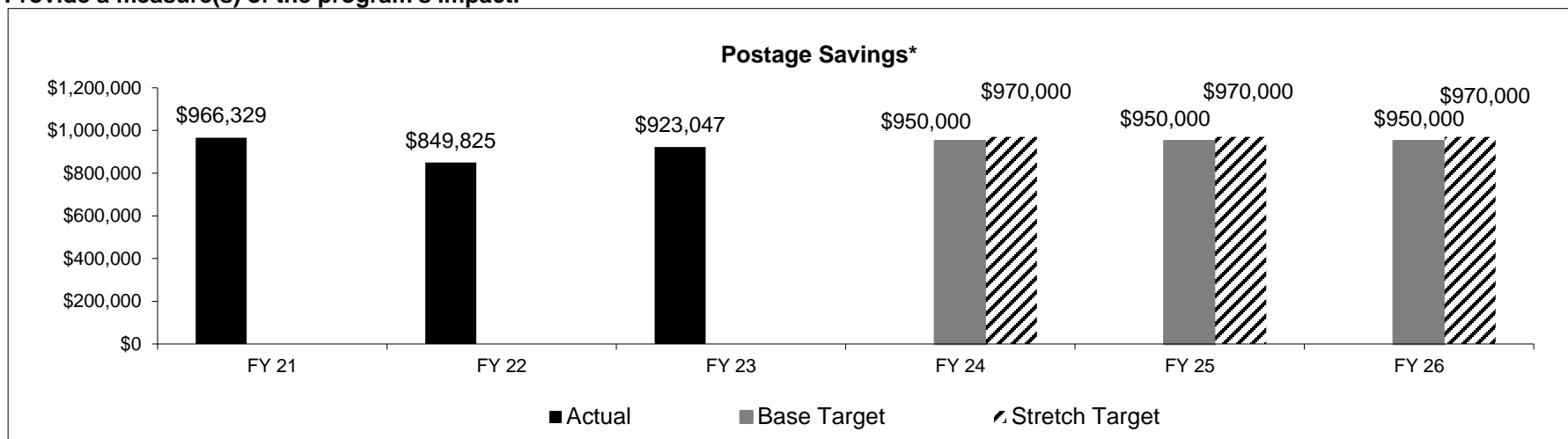
Department: Office of Administration

HB Section(s): 5.100, 5.140

Program Name: Central Mail Services

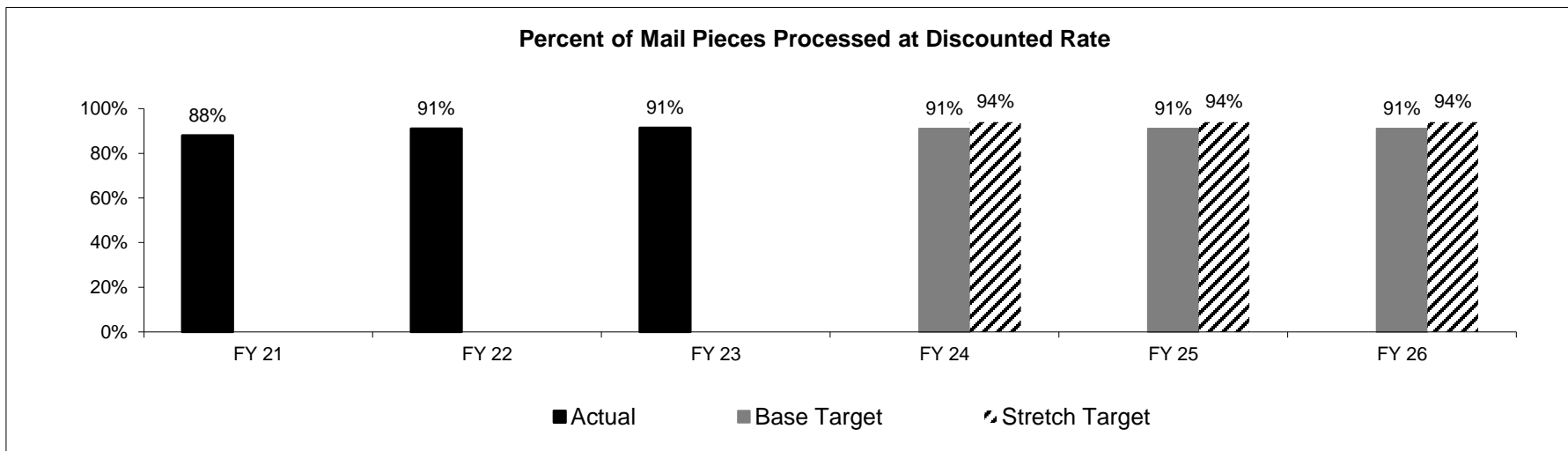
Program is found in the following core budget(s): General Services Operating Core, Rebillable Expenses Core

2c. Provide a measure(s) of the program's impact.



*Postage savings are based on total outgoing mail pieces processed.

2d. Provide a measure(s) of the program's efficiency.



PROGRAM DESCRIPTION

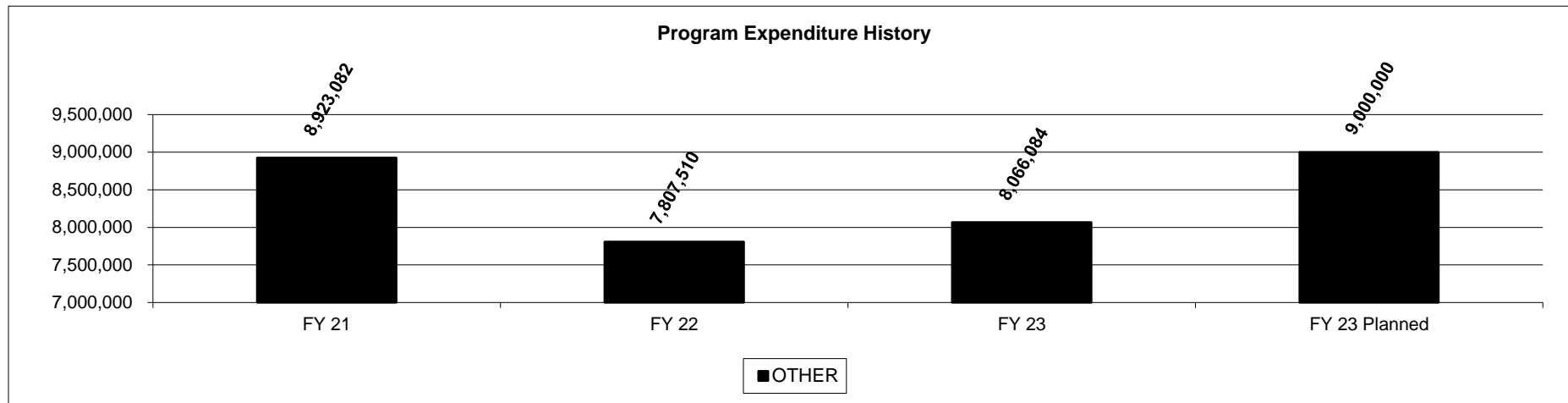
Department: Office of Administration

HB Section(s): 5.100, 5.140

Program Name: Central Mail Services

Program is found in the following core budget(s): General Services Operating Core, Rebillable Expenses Core

3. Provide actual expenditures for the prior three fiscal years and planned expenditures for the current fiscal year. (Note: Amounts do not include fringe benefit costs.)



4. What are the sources of the "Other " funds?

OA Revolving Administrative Trust Fund (0505)

5. What is the authorization for this program, i.e., federal or state statute, etc.? (Include the federal program number, if applicable.)

Section 37.120, RSMo

6. Are there federal matching requirements? If yes, please explain.

No

7. Is this a federally mandated program? If yes, please explain.

No

PROGRAM DESCRIPTION

Department: Office of Administration

HB Section(s): 5.100, 5.145, 5.555, 5.150, 5.155

Program Name: Division of General Services - Risk Management

5.135, 5.140

Program is found in the following core budget(s): Program is found in the following core budget(s): General Services Operating Core, Workers' Compensation Core, Workers' Compensation Tax Core, Legal Expense Fund Core, Property Preservation Fund Core, Rebillable Expenses Core

1a. What strategic priority does this program address?

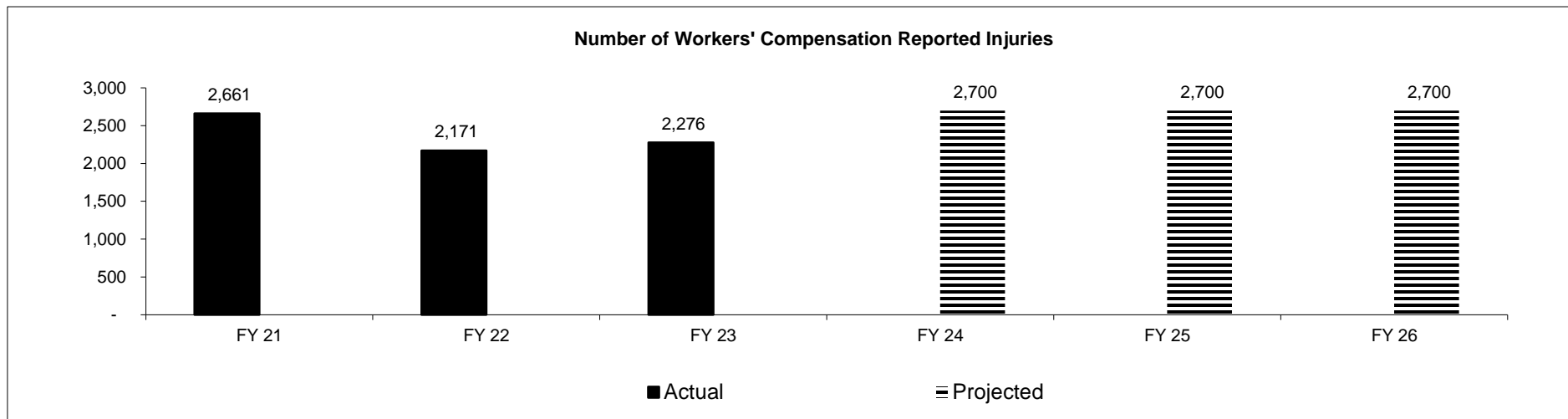
Use data and analytics to improve decision making and transparency.

1b. What does this program do?

Risk Management coordinates statewide risk management functions to help mitigate the State's risk and assist agencies on risk management issues through multiple programs:

- Administration of a self-insured workers' compensation benefits program that arranges for medical treatment and disability benefits to injured state employees.
- Administration of the State Legal Expense Fund. Risk Management processes payments with approval from the Attorney General's Office.
- Procurement of insurance as appropriate.
- Serves as a resource to state agencies on safety and risk management issues.

2a. Provide an activity measure(s) for the program.



PROGRAM DESCRIPTION

Department: Office of Administration

HB Section(s): 5.100, 5.145, 5.555, 5.150, 5.155

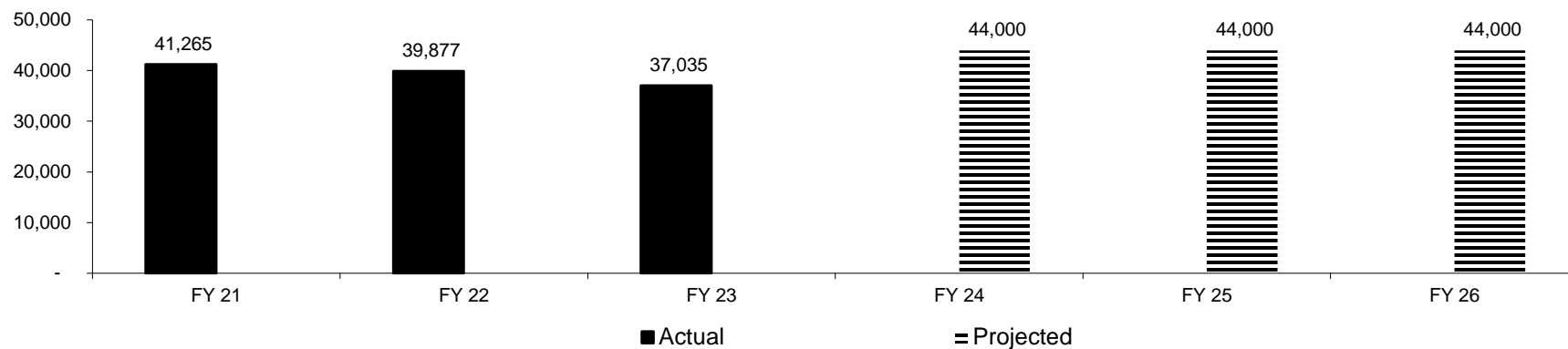
Program Name: Division of General Services - Risk Management

5.135, 5.140

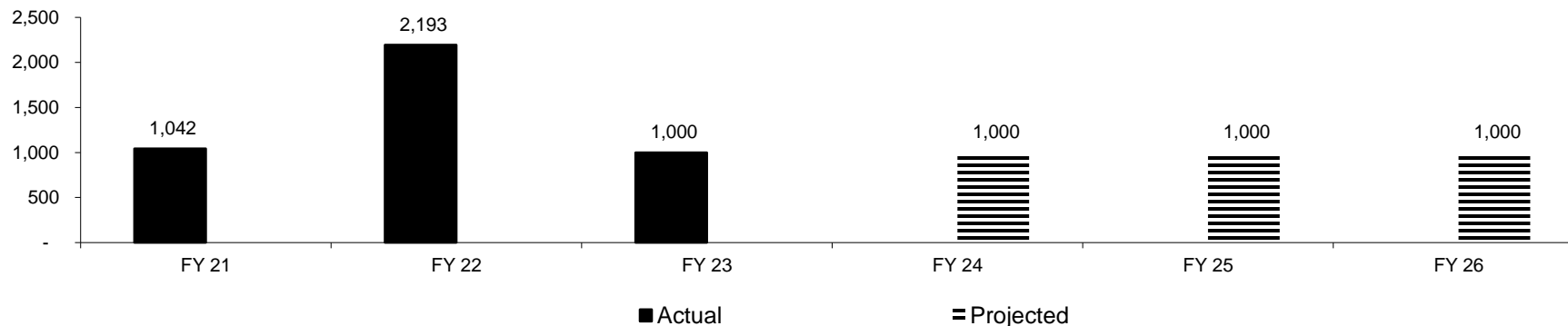
Program is found in the following core budget(s): Program is found in the following core budget(s): General Services Operating Core, Workers' Compensation Core,

2a. Provide an activity measure(s) for the program.

Number of Workers' Compensation Payments Processed



Number of Legal Expense Fund Payments Processed



PROGRAM DESCRIPTION

Department: Office of Administration

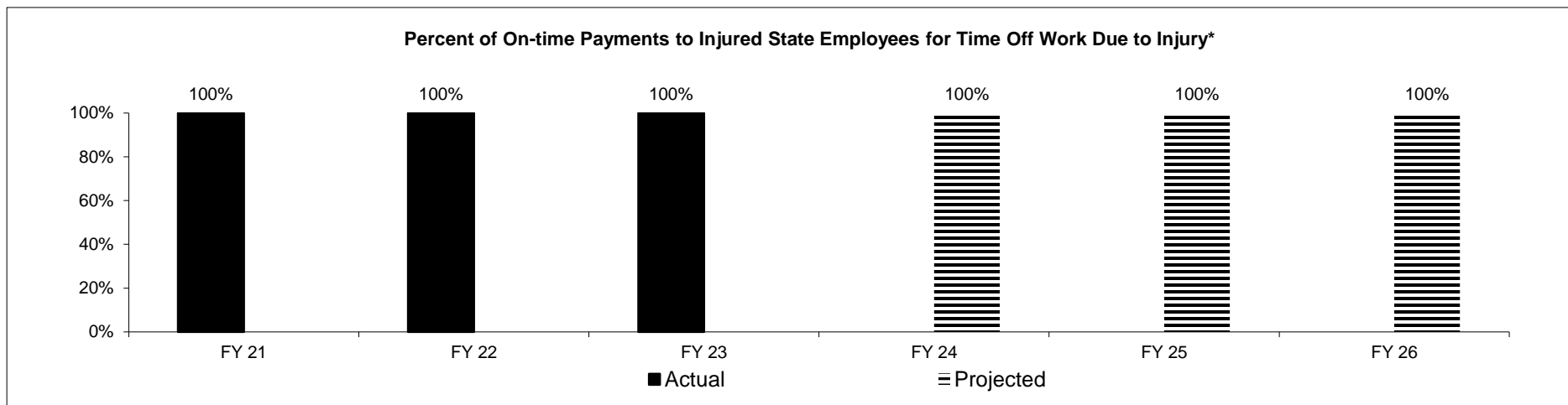
HB Section(s): 5.100, 5.145, 5.555, 5.150, 5.155

Program Name: Division of General Services - Risk Management

5.135, 5.140

Program is found in the following core budget(s): Program is found in the following core budget(s): General Services Operating Core, Workers' Compensation Core,

2b. Provide a measure(s) of the program's quality.



*Initial payment for lost wages

PROGRAM DESCRIPTION

Department: Office of Administration

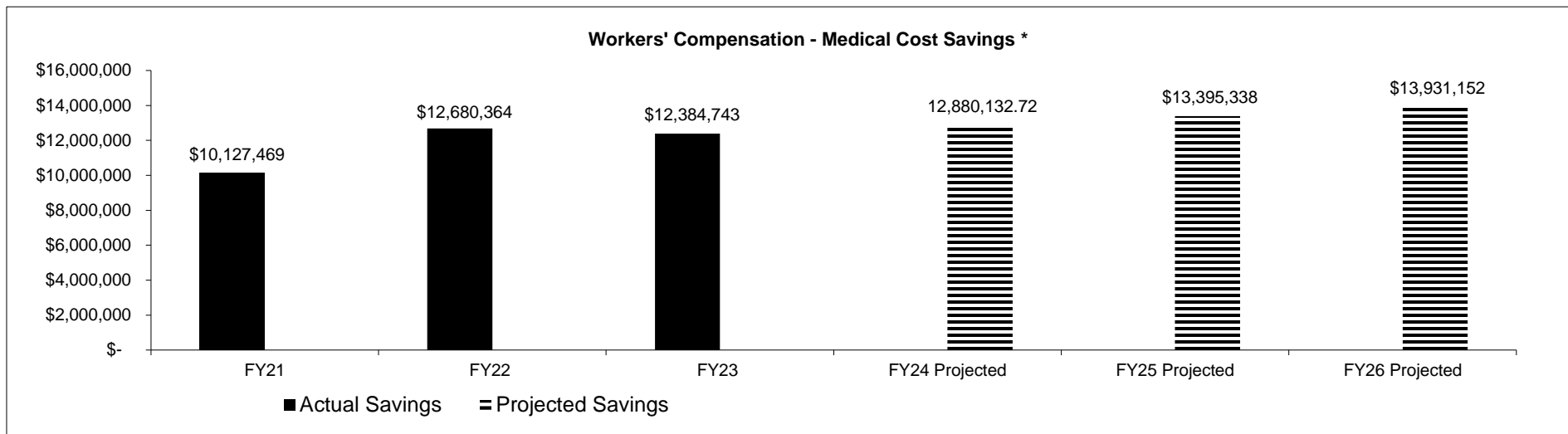
HB Section(s): 5.100, 5.145, 5.555, 5.150, 5.155

Program Name: Division of General Services - Risk Management

5.135, 5.140

Program is found in the following core budget(s): Program is found in the following core budget(s): General Services Operating Core, Workers' Compensation Core,

2c. Provide a measure(s) of the program's impact.



* Medical Cost Savings include Pharmacy Benefit Management Savings, Medical Cost PPO Savings and Directly Negotiated Savings with Providers

**FY21 savings excludes pharmacy network savings at this time.

PROGRAM DESCRIPTION

Department: Office of Administration

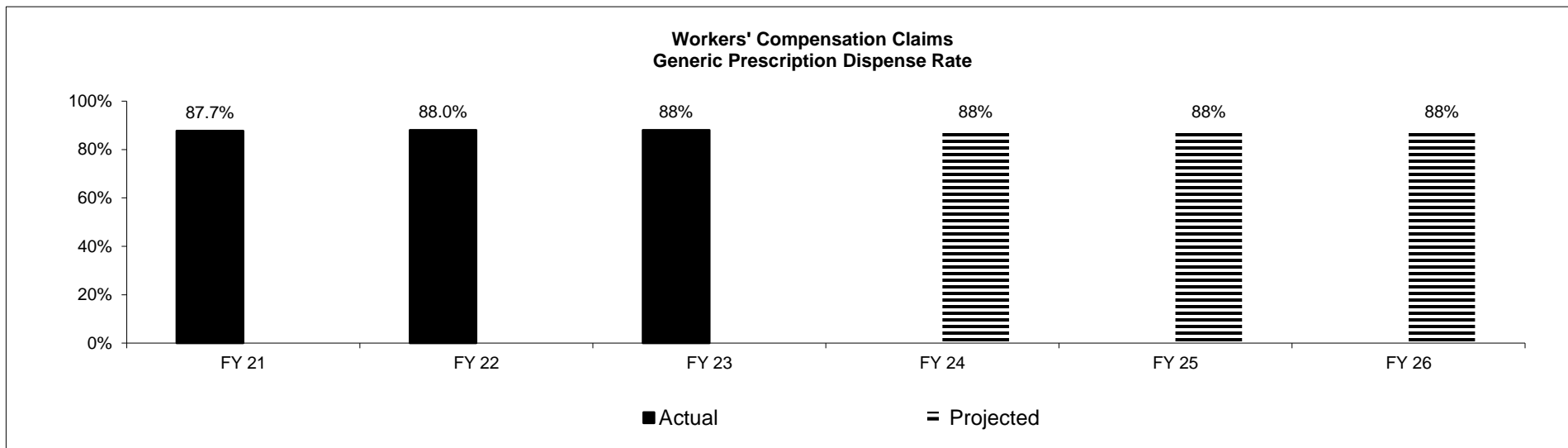
HB Section(s): 5.100, 5.145, 5.555, 5.150, 5.155

Program Name: Division of General Services - Risk Management

5.135, 5.140

Program is found in the following core budget(s): Program is found in the following core budget(s): General Services Operating Core, Workers' Compensation Core,

2c. Provide a measure(s) of the program's impact.



PROGRAM DESCRIPTION

Department: Office of Administration

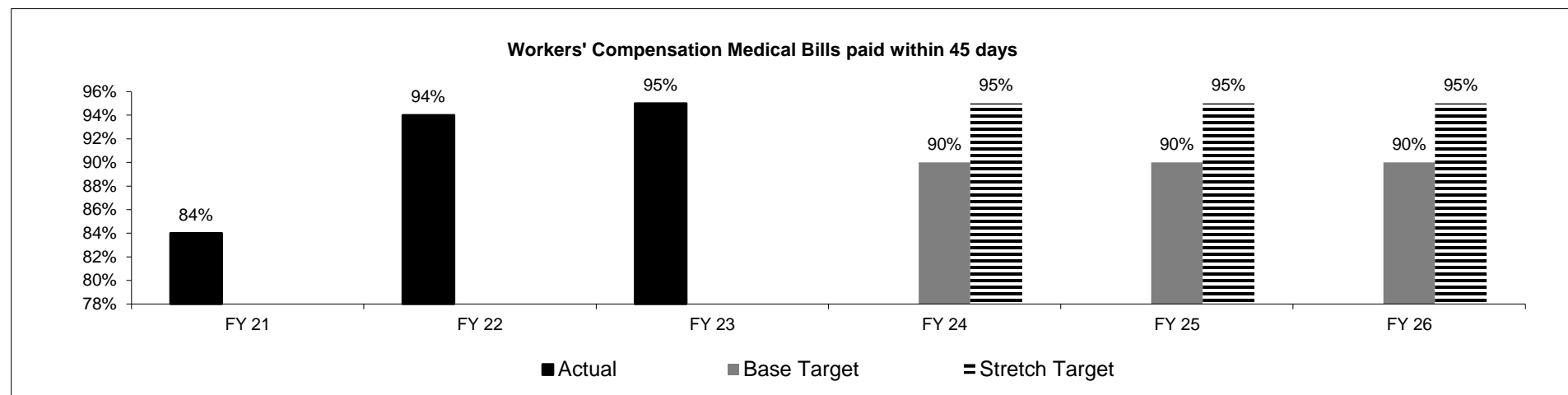
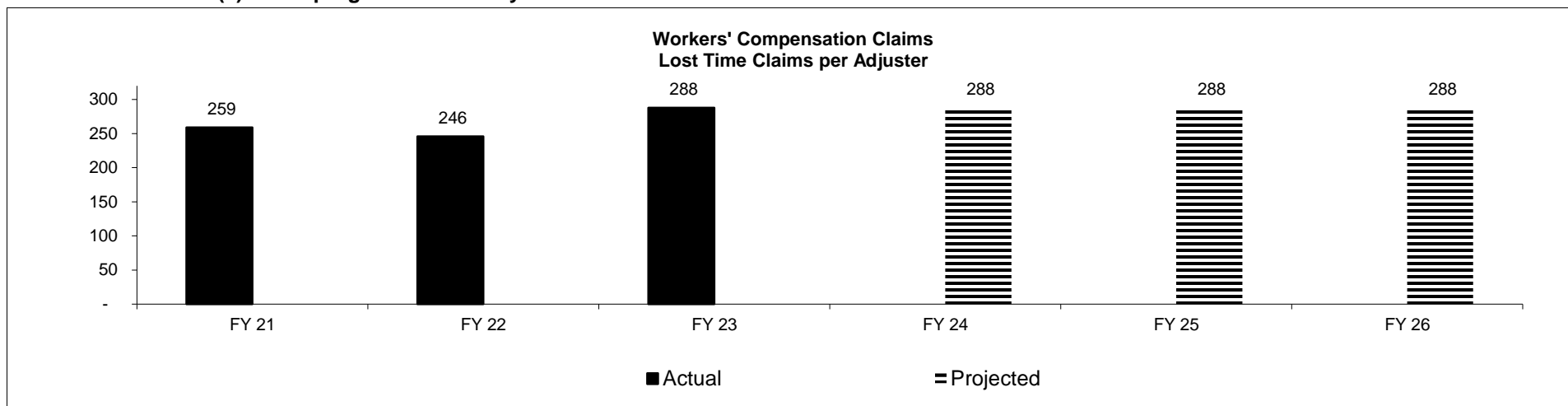
HB Section(s): 5.100, 5.145, 5.555, 5.150, 5.155

Program Name: Division of General Services - Risk Management

5.135, 5.140

Program is found in the following core budget(s): Program is found in the following core budget(s): General Services Operating Core, Workers' Compensation Core,

2d. Provide a measure(s) of the program's efficiency.



PROGRAM DESCRIPTION

Department: Office of Administration

HB Section(s): 5.100, 5.145, 5.555, 5.150, 5.155

Program Name: Division of General Services - Risk Management

5.135, 5.140

Program is found in the following core budget(s): Program is found in the following core budget(s): General Services Operating Core, Workers' Compensation Core,

Measure	FY 21		FY 22		FY 23		FY 24 **	FY 25 **	FY 26 **
	Proj.	Actual	Proj.	Actual	Proj.	Actual	Projected	Projected	Projected
Workers' Compensation Benefit Cost per Employee *	\$673.07	\$625.97	\$632.23	\$730.33	\$737.64	\$884.71	\$893.56	\$902.49	\$911.52

* Total Workers' Compensation Tax and Benefit Cost divided by covered employees

** Projected Workers' Compensation Benefit Cost per Employee increases each year due to anticipated increase in medical costs.

PROGRAM DESCRIPTION

Department: Office of Administration

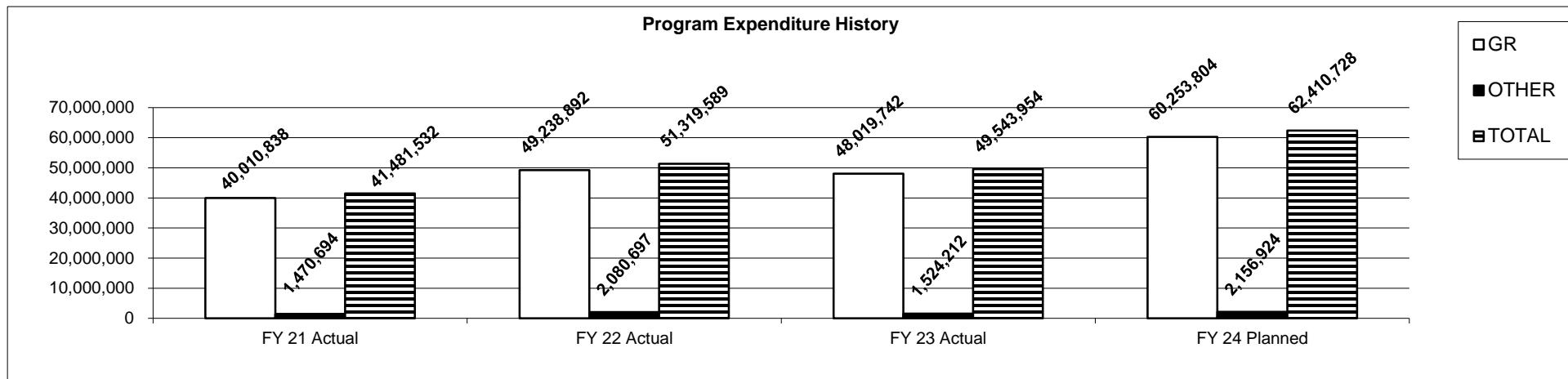
HB Section(s): 5.100, 5.145, 5.555, 5.150, 5.155

Program Name: Division of General Services - Risk Management

5.135, 5.140

Program is found in the following core budget(s): Program is found in the following core budget(s): General Services Operating Core, Workers' Compensation Core,

3. Provide actual expenditures for the prior three fiscal years and planned expenditures for the current fiscal year. (Note: Amounts do not include fringe benefit costs.)



4. What are the sources of the "Other " funds?

Conservation Commission Fund (0609), Legal Expense Fund (0692), OA Revolving Administrative Trust Fund (0505), State Property Preservation Fund (0128). All other state funds that have workers' compensation expenditures reimburse GR through transfer appropriations for expenditures and tax obligations. Similarly, certain other funds pay into the Legal Expense Fund through a transfer appropriation for their cost of claims.

5. What is the authorization for this program, i.e., federal or state statute, etc.? (Include the federal program number, if applicable.)

Chapter 287; Section 105.810; Section 105.711 et seq.; Section 37.410 et seq. and Section 537.600, RSMo

6. Are there federal matching requirements? If yes, please explain.

No

7. Is this a federally mandated program? If yes, please explain.

No

PROGRAM DESCRIPTION

Department: Office of Administration

HB Section(s): 5.100, 5.145, 5.555, 5.150, 5.155

Program Name: Division of General Services - Risk Management

5.135, 5.140

Program is found in the following core budget(s): Program is found in the following core budget(s): General Services Operating Core, Workers' Compensation Core,

FY 23 Legal Expense Fund Settlements/Judgments over \$100,000

Agency	Amount	Case Type	Case
Corrections	\$ 10,644,379.00	Inmate	Karen Keil, Lynnsey Betz, Trenady George & Ashley Zieser v Department of Corrections
Truman Medical Center Kansas City	\$ 5,000,000.00	Medical Malpractice	Kylie Harris v Truman Medical Center
Corrections	\$ 1,000,000.00	Statutory Reimbursement	KC Board of Police Commissioners
Truman Medical Center Corrections	\$ 960,798.09	MHRA	Amina Alhalabi v Department of Corrections
Truman Medical Center Corrections	\$ 750,000.00	Medical Malpractice	Natalie Brogato v Truman Medical Center
Office of Administration	\$ 525,000.00	MHRA	Richard Dixson v Department of Corrections
Social Services	\$ 482,449.44	Dangerous Condition of Property	Michael Jones v Office of Administration
Mental Health	\$ 477,298.28	Dangerous Condition of Property	Kenneth Gilmore v Department of Social Services
Commerce & Insurance	\$ 425,000.00	Wrongful Death	Robert Jones, Sr. v Department of Mental Health
Northwest MO State University	\$ 233,281.74	Sunshine Law Violation - Attorney fees	Integra Healthcare, Inc. v Department of Commerce & Insurance, et al.
Office of Administration	\$ 200,000.00	Motor Vehicle Accident	Kara Smith v Northwest Missouri State University
Corrections	\$ 199,500.00	Dangerous Condition of Property	Doris McLaughlin & Edgar Mock v Office of Administration
Social Services	\$ 198,466.38	Inmate	Anthony O'Neal v Department of Corrections
Southeast MO State University	\$ 150,000.00	Motor Vehicle Accident	Linda Fields v Department of Social Services
Public Defender	\$ 150,000.00	MHRA	William Ray v Southeast Missouri State University
Public Safety	\$ 149,000.00	MHRA	Jacqueline Shipma v Missouri State Public Defender
	\$ 104,000	Negligence	Marceline Bauer v Missouri Veterans Commission

PROGRAM DESCRIPTION

Department: Office of Administration

HB Section(s): 5.100, 5.140

Program Name: Fleet Management

Program is found in the following core budget(s): GS Operating Core, Rebillable Expenses Core

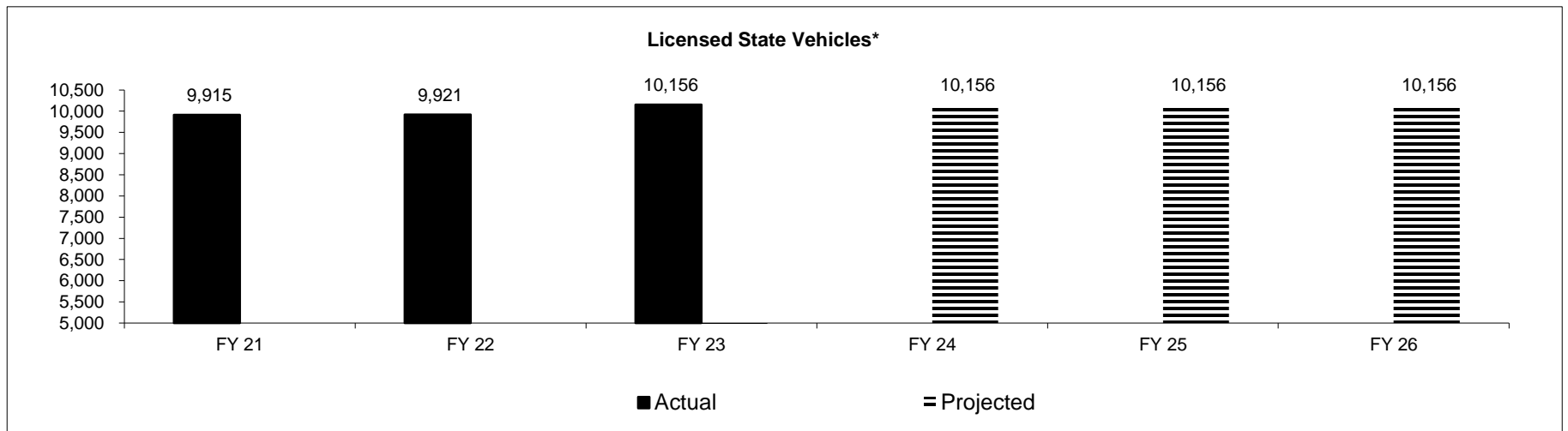
1a. What strategic priority does this program address?

Use data and analytics to improve decision making and transparency.

1b. What does this program do?

Fleet Management coordinates statewide fleet functions to help agencies manage their vehicle fleets. Fleet Management establishes statewide policies governing state vehicle operations and management; coordinates a centralized fleet information system, pre-approves most agency vehicle purchases, serves as a resource on fleet management issues and reports annually the status of the state vehicle fleet to the Governor and General Assembly.

2a. Provide an activity measure(s) for the program.



Key for Performance Measures

*All state department data included.

**All departments except MoDOT.

*** Data in OA Fleet System only - does not include MoDOT, Highway Patrol or Conservation.

**** Decreased due to COVID-19 impact on state business travel.

PROGRAM DESCRIPTION

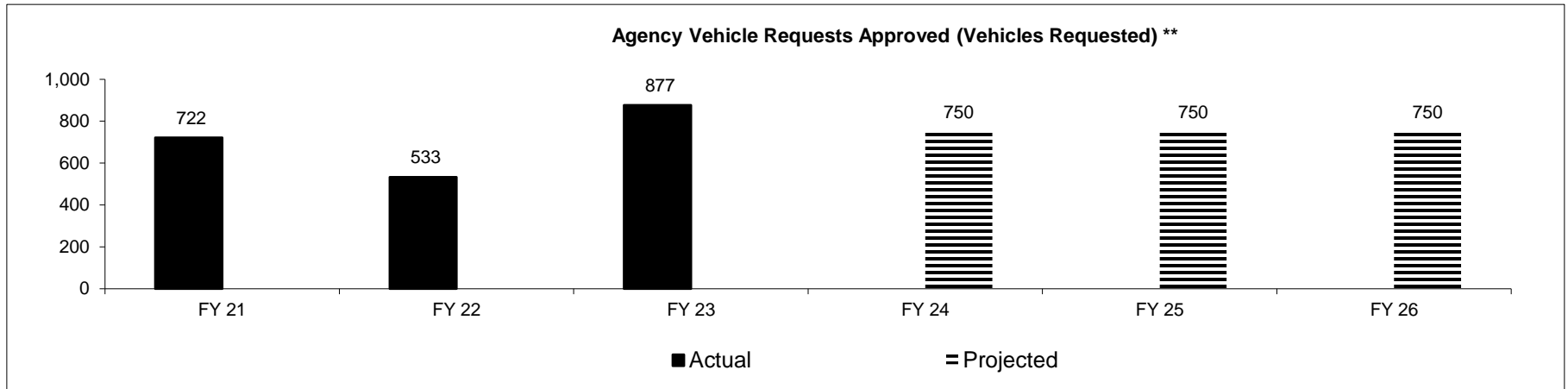
Department: Office of Administration

HB Section(s): 5.100, 5.140

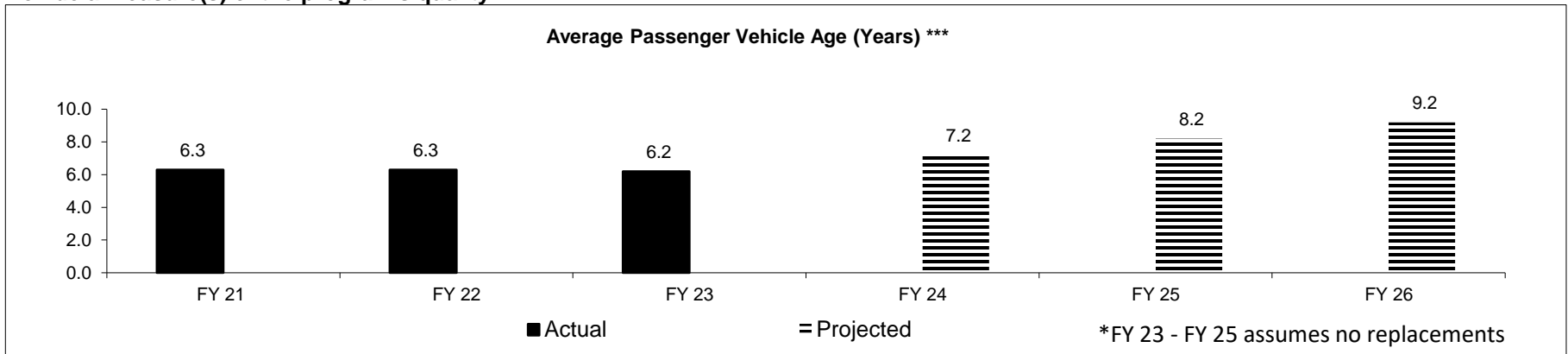
Program Name: Fleet Management

Program is found in the following core budget(s): GS Operating Core, Rebillable Expenses Core

2a. Provide an activity measure(s) for the program.



2b. Provide a measure(s) of the program's quality.



Key for Performance Measures

*All state department data included.

**All departments except MoDOT.

*** Data in OA Fleet System only - does not include MoDOT, Highway Patrol or Conservation.

**** Decreased due to COVID-19 impact on state business travel.

PROGRAM DESCRIPTION

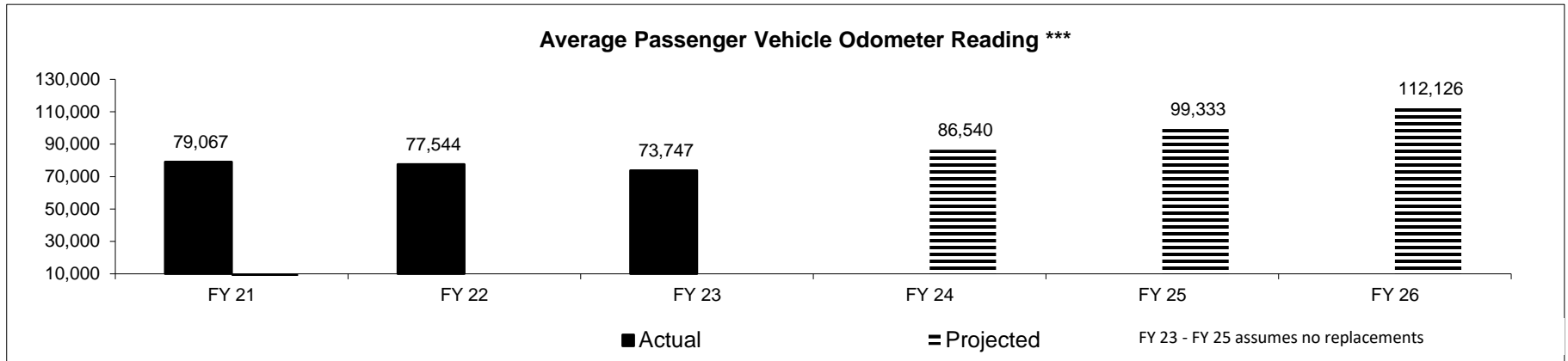
Department: Office of Administration

HB Section(s): 5.100, 5.140

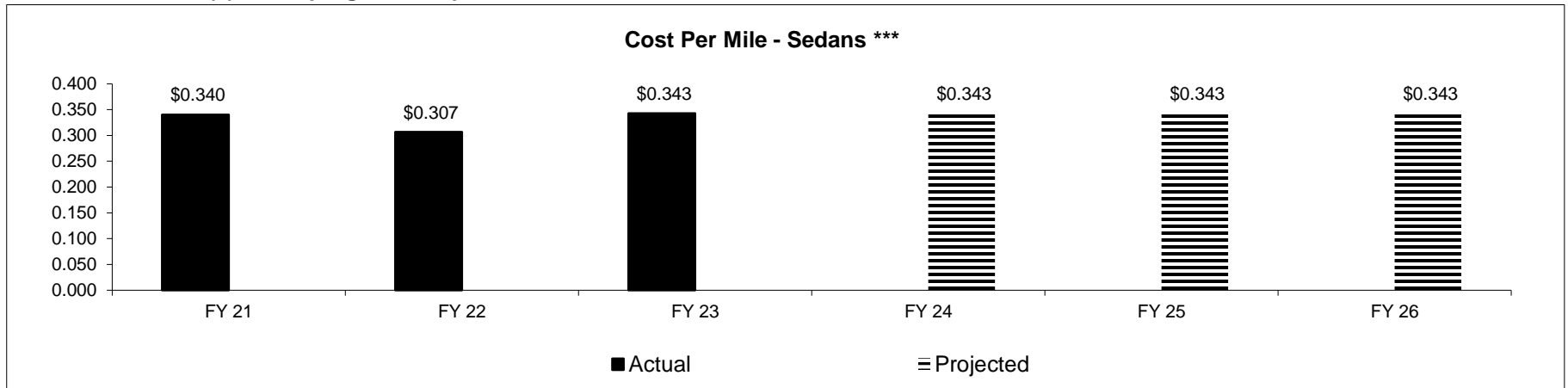
Program Name: Fleet Management

Program is found in the following core budget(s): GS Operating Core, Rebillable Expenses Core

2b. Provide a measure(s) of the program's quality.



2c. Provide a measure(s) of the program's impact.



Key for Performance Measures

*All state department data included.

**All departments except MoDOT.

*** Data in OA Fleet System only - does not include MoDOT, Highway Patrol or Conservation.

**** Decreased due to COVID-19 impact on state business travel.

PROGRAM DESCRIPTION

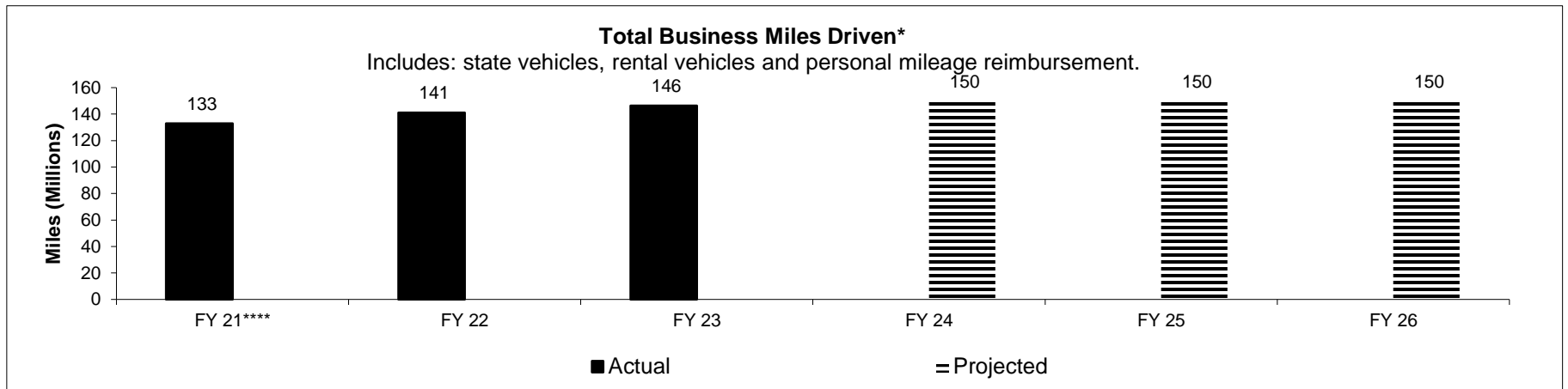
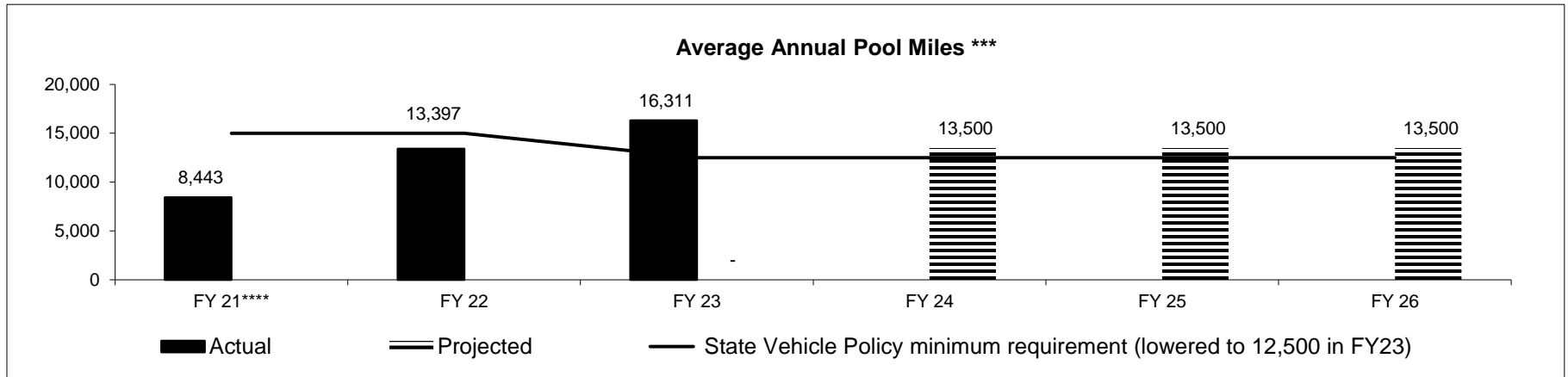
Department: Office of Administration

HB Section(s): 5.100, 5.140

Program Name: Fleet Management

Program is found in the following core budget(s): GS Operating Core, Rebillable Expenses Core

2c. Provide a measure(s) of the program's impact.



Key for Performance Measures

*All state department data included.

**All departments except MoDOT.

*** Data in OA Fleet System only - does not include MoDOT, Highway Patrol or Conservation.

**** Decreased due to COVID-19 impact on state business travel.

PROGRAM DESCRIPTION

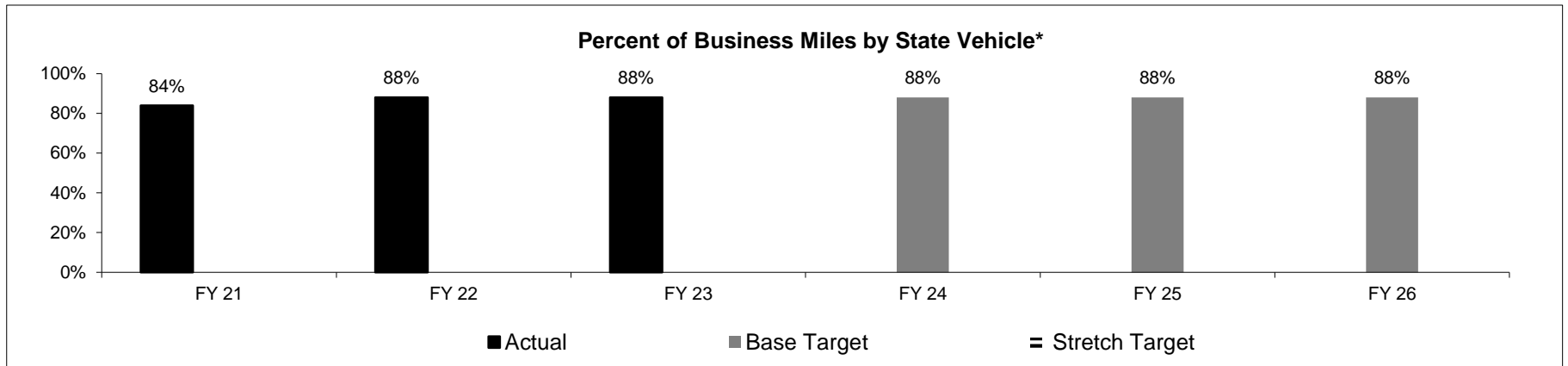
Department: Office of Administration

HB Section(s): 5.100, 5.140

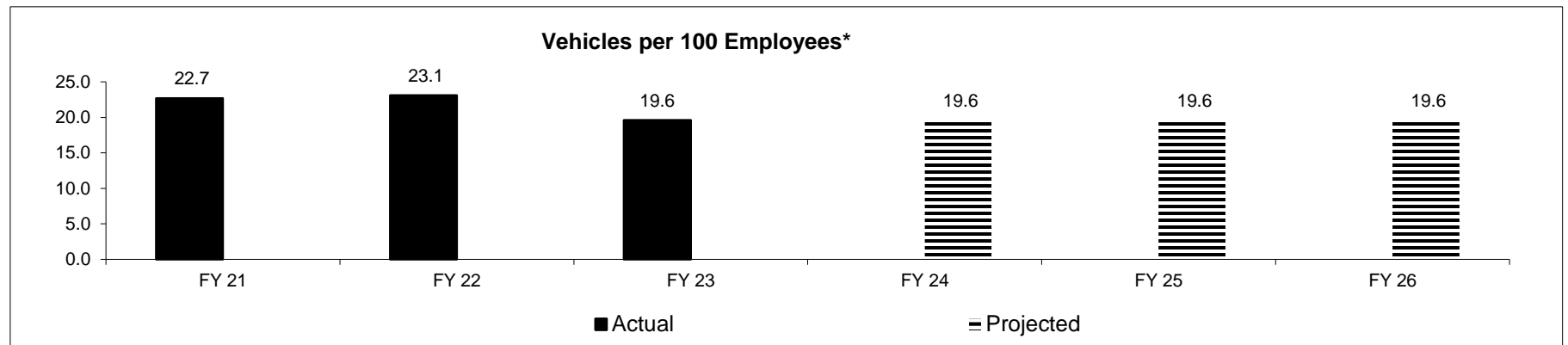
Program Name: Fleet Management

Program is found in the following core budget(s): GS Operating Core, Rebillable Expenses Core

2c. Provide a measure(s) of the program's impact.



2d. Provide a measure(s) of the program's efficiency.



Key for Performance Measures

*All state department data included.

**All departments except MoDOT.

*** Data in OA Fleet System only - does not include MoDOT, Highway Patrol or Conservation.

**** Decreased due to COVID-19 impact on state business travel.

PROGRAM DESCRIPTION

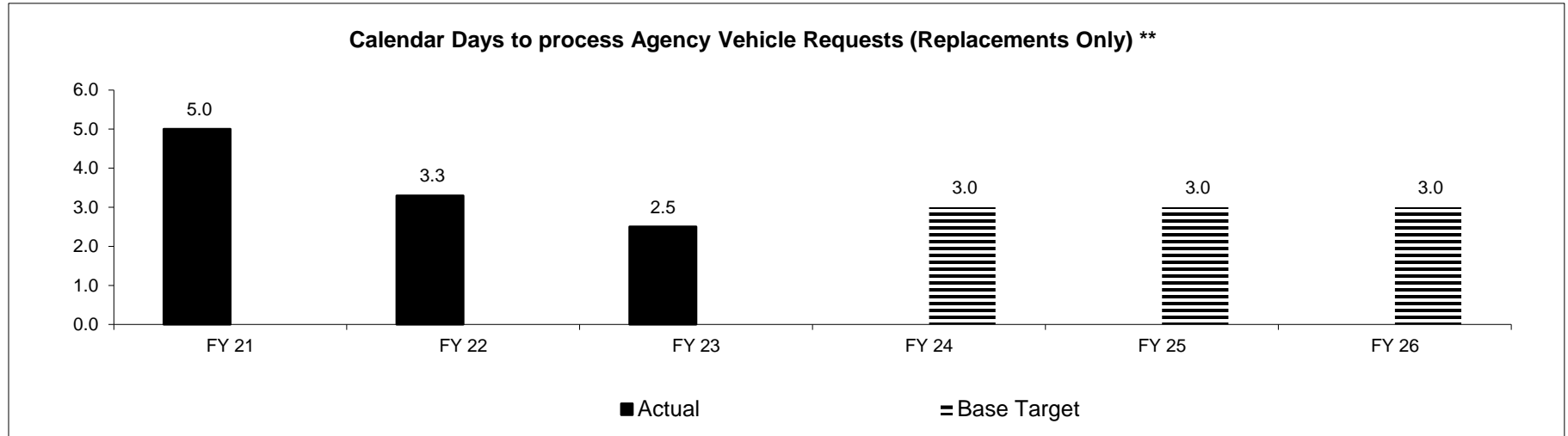
Department: Office of Administration

HB Section(s): 5.100, 5.140

Program Name: Fleet Management

Program is found in the following core budget(s): GS Operating Core, Rebillable Expenses Core

2d. Provide a measure(s) of the program's efficiency.



Key for Performance Measures

*All state department data included.

**All departments except MoDOT.

*** Data in OA Fleet System only - does not include MoDOT, Highway Patrol or Conservation.

**** Decreased due to COVID-19 impact on state business travel.

PROGRAM DESCRIPTION

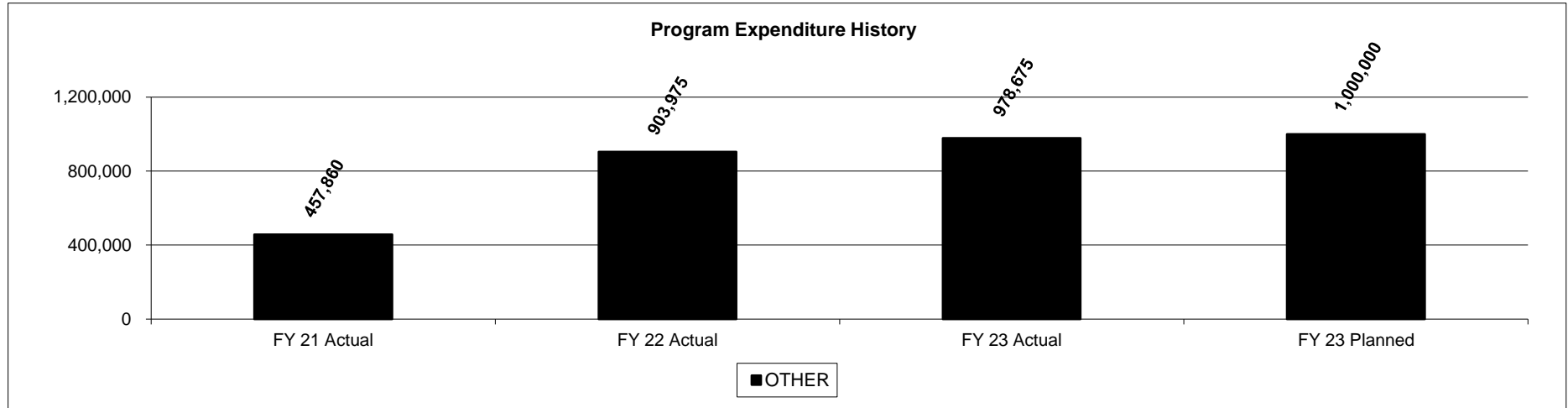
Department: Office of Administration

HB Section(s): 5.100, 5.140

Program Name: Fleet Management

Program is found in the following core budget(s): GS Operating Core, Rebillable Expenses Core

3. Provide actual expenditures for the prior three fiscal years and planned expenditures for the current fiscal year. (Note: Amounts do not include fringe benefit costs.)



*Expenditures include payments made by other agencies through an interagency spending delegation agreement for vehicle purchases in accordance with section 37.452 RSMo.

4. What are the sources of the "Other " funds?

OA Revolving Administrative Trust Fund (0505)

5. What is the authorization for this program, i.e., federal or state statute, etc.? (Include the federal program number, if applicable.)

Section 37.450, RSMo

6. Are there federal matching requirements? If yes, please explain.

No

7. Is this a federally mandated program? If yes, please explain.

No

PROGRAM DESCRIPTION

Department: Office of Administration

HB Section(s): 5.100, 5.140

Program Name: Vehicle Maintenance

Program is found in the following core budget(s): General Services Operating Core and Rebillable Expenses Core

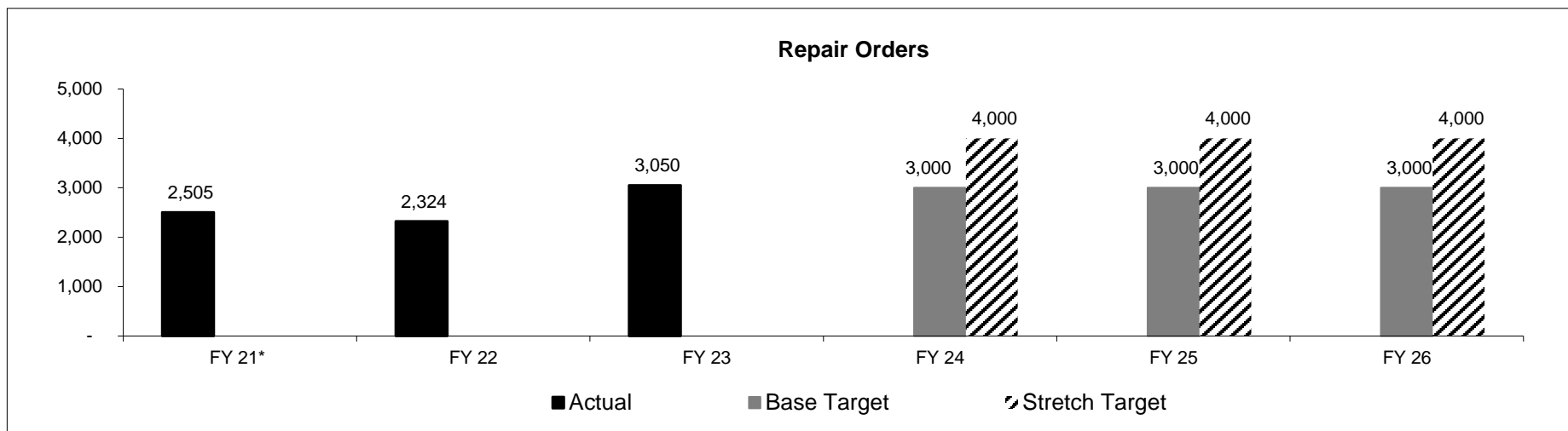
1a. What strategic priority does this program address?

Prioritize the customer experience by offering excellent, low cost services.

1b. What does this program do?

Vehicle Maintenance provides complete diagnostic, mechanical repair, and body shop services for state vehicles principally stationed in the Jefferson City area at a cost lower than private sector garages. Work release offenders from Algoa Correctional Center are utilized along with ASE certified state mechanics to provide services. The program provides vital job training skills to the offenders that are easily transferrable upon their release. State agencies that use the program are assured that only necessary repairs are made to state vehicles. Additionally, Vehicle Maintenance team members provide vehicle repair advice and recommendations to agencies located outside of Jefferson City and work with outside repair vendors on behalf of state agencies to ensure services are charged appropriately.

2a. Provide an activity measure(s) for the program.



*Decrease in repair orders due to COVID-19 impact.

PROGRAM DESCRIPTION

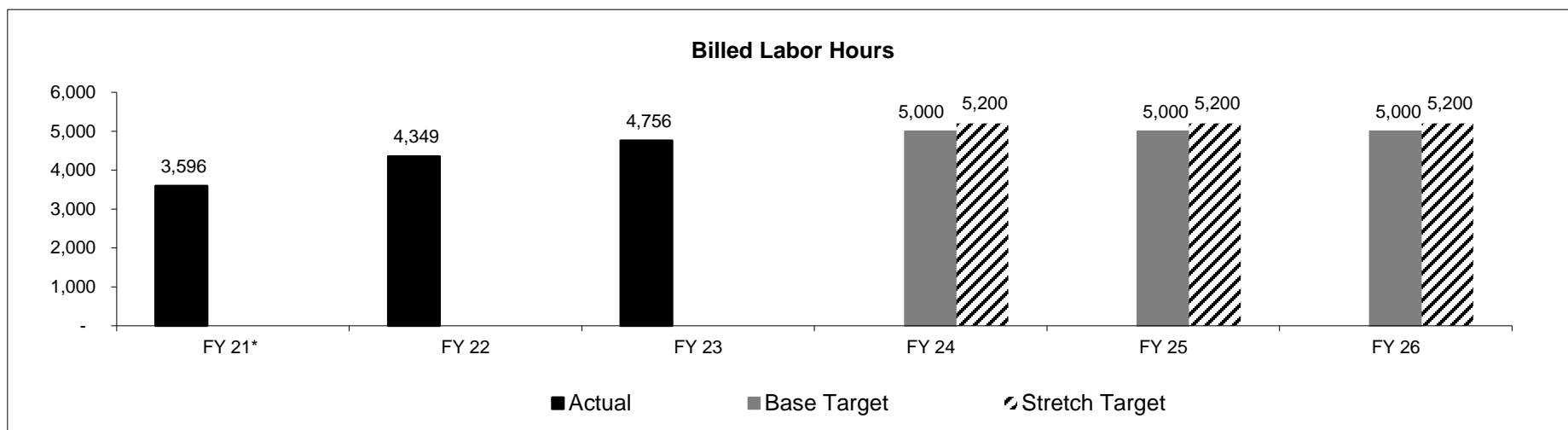
Department: Office of Administration

HB Section(s): 5.100, 5.140

Program Name: Vehicle Maintenance

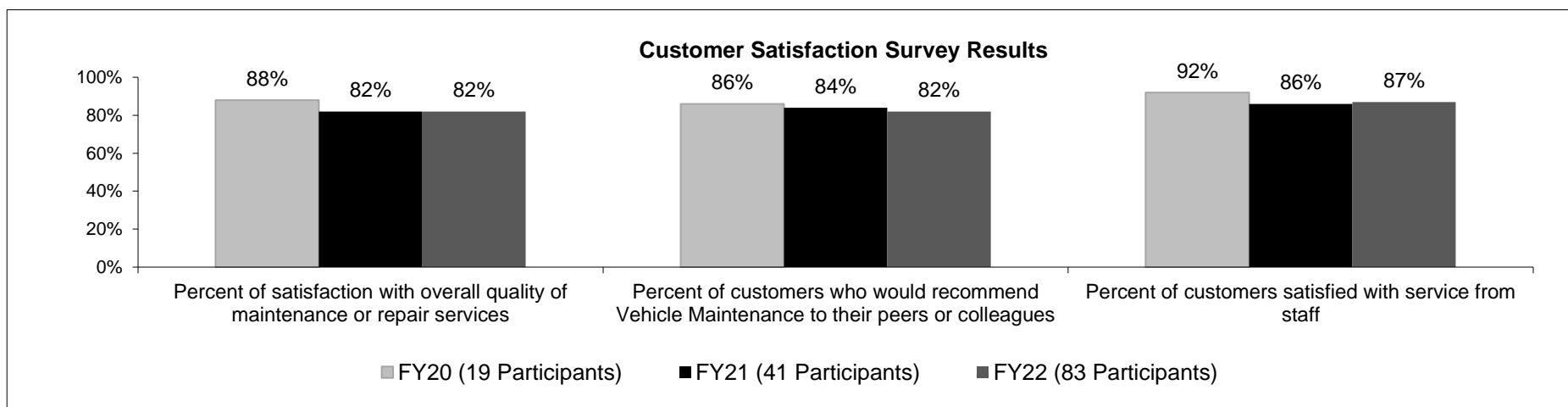
Program is found in the following core budget(s): General Services Operating Core and Rebillable Expenses Core

2a. Provide an activity measure(s) for the program.



*Decrease in Billed Labor Hours due to COVID-19 impact.

2b. Provide a measure(s) of the program's quality.



PROGRAM DESCRIPTION

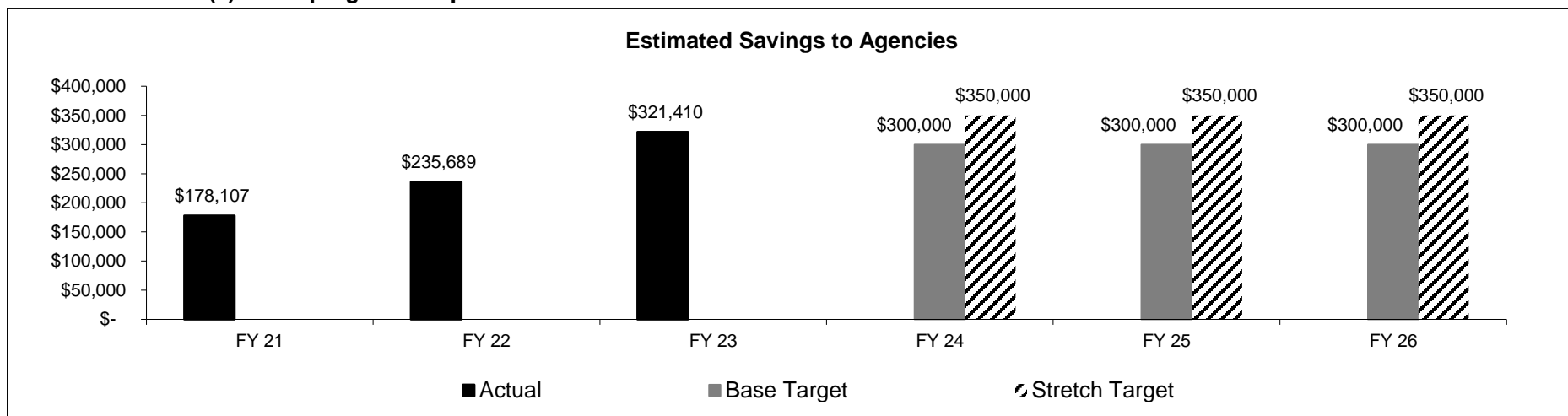
Department: Office of Administration

HB Section(s): 5.100, 5.140

Program Name: Vehicle Maintenance

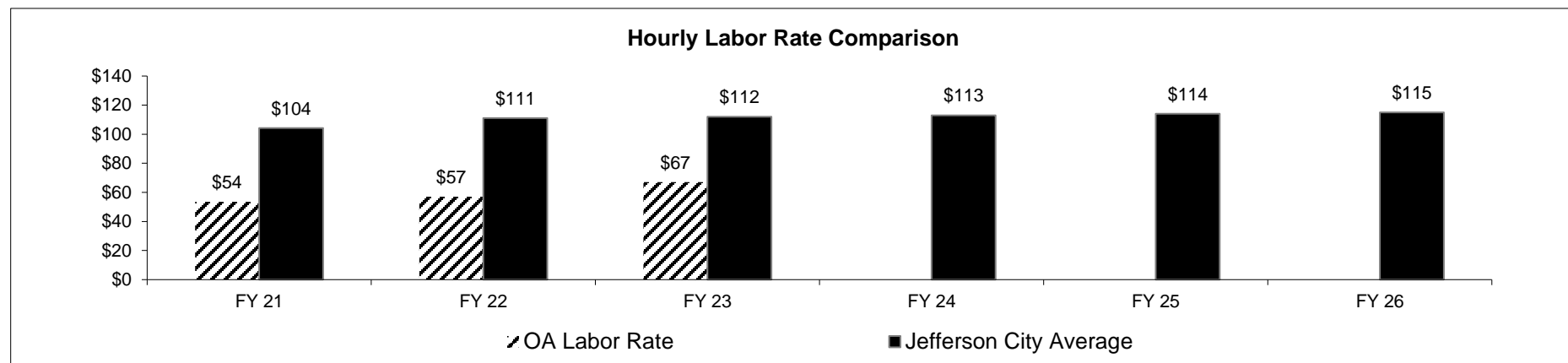
Program is found in the following core budget(s): General Services Operating Core and Rebillable Expenses Core

2c. Provide a measure(s) of the program's impact.



Savings are calculated through annual pricing surveys of external providers for routine services and labor rates. Estimated savings are tied directly to actual labor hours billed.

2d. Provide a measure(s) of the program's efficiency.



PROGRAM DESCRIPTION

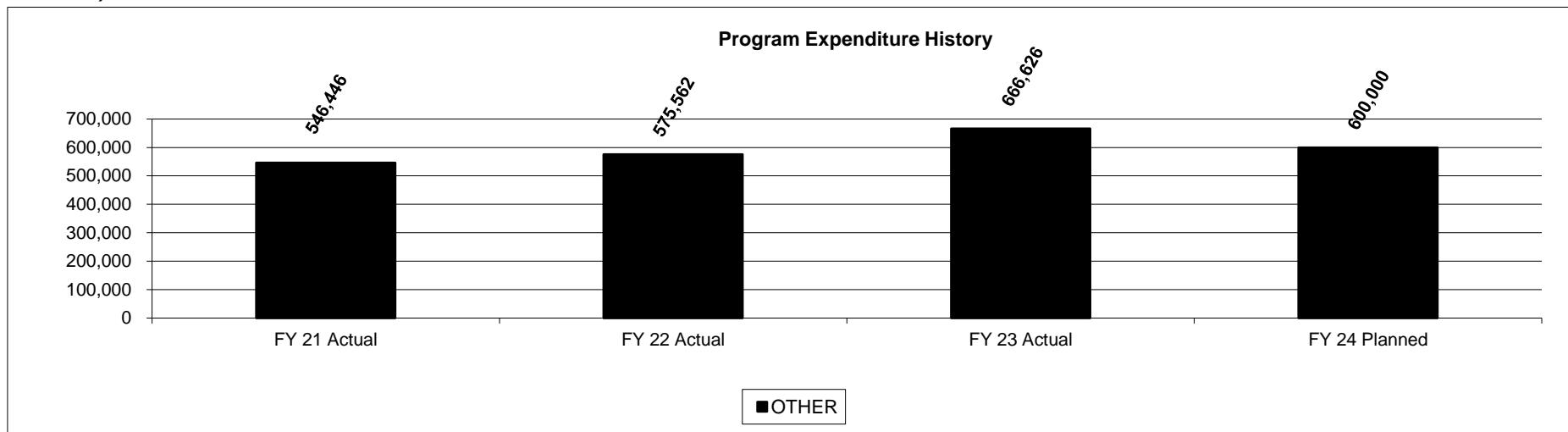
Department: Office of Administration

HB Section(s): 5.100, 5.140

Program Name: Vehicle Maintenance

Program is found in the following core budget(s): General Services Operating Core and Rebillable Expenses Core

3. Provide actual expenditures for the prior three fiscal years and planned expenditures for the current fiscal year. (Note: Amounts do not include fringe benefit costs.)



4. What are the sources of the "Other " funds?

OA Revolving Administrative Trust Fund (0505)

5. What is the authorization for this program, i.e., federal or state statute, etc.? (Include the federal program number, if applicable.)

State Vehicle Policy (SP-4)

6. Are there federal matching requirements? If yes, please explain.

No

7. Is this a federally mandated program? If yes, please explain.

No

PROGRAM DESCRIPTION

Department: Office of Administration

HB Section(s): 5.100, 5.140

Program Name: OA Carpool

Program is found in the following core budget(s): GS Operating Core, Rebillable Expenses Core

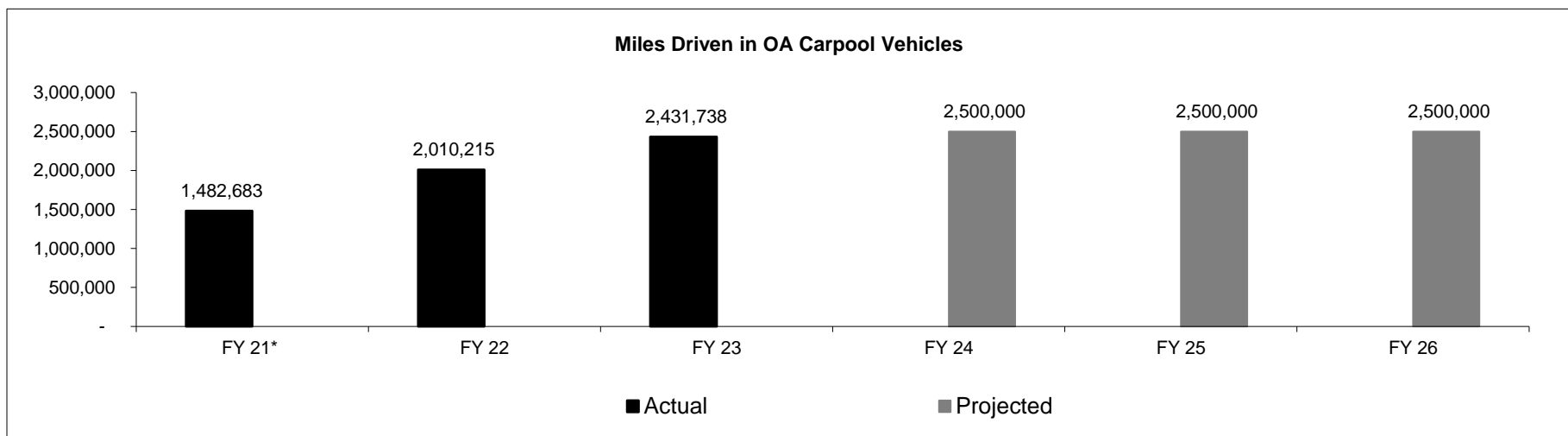
1a. What strategic priority does this program address?

Prioritize the customer experience by offering excellent, low cost services.

1b. What does this program do?

OA Carpool helps state agencies and employees by operating a lower cost, centralized motor pool in Jefferson City. State employees have access to a variety of fleet vehicles from four locations throughout the city for official business purposes. Pool vehicles are available 365 days a year and trip requests are submitted through a convenient, automated web-based system. The pickup process is simple and takes less than a minute. OA Carpool oversees daily functions and maintenance of vehicles. State employees utilize the pool based on their specific trip requirements and when most cost effective to do so based on the web-based Trip Optimizer tool. For most trips, the pool is cheaper than a contracted rental vehicle or personal mileage reimbursement.

2a. Provide an activity measure(s) for the program.



*Miles driven decreased due to COVID-19 impact on state travel.

PROGRAM DESCRIPTION

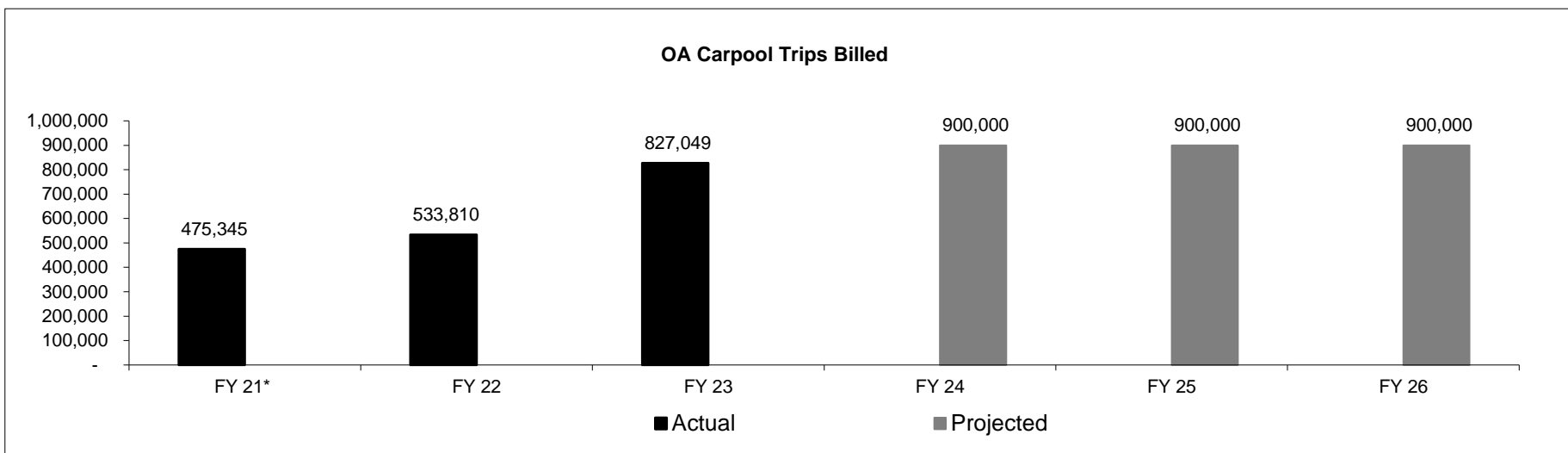
Department: Office of Administration

HB Section(s): 5.100, 5.140

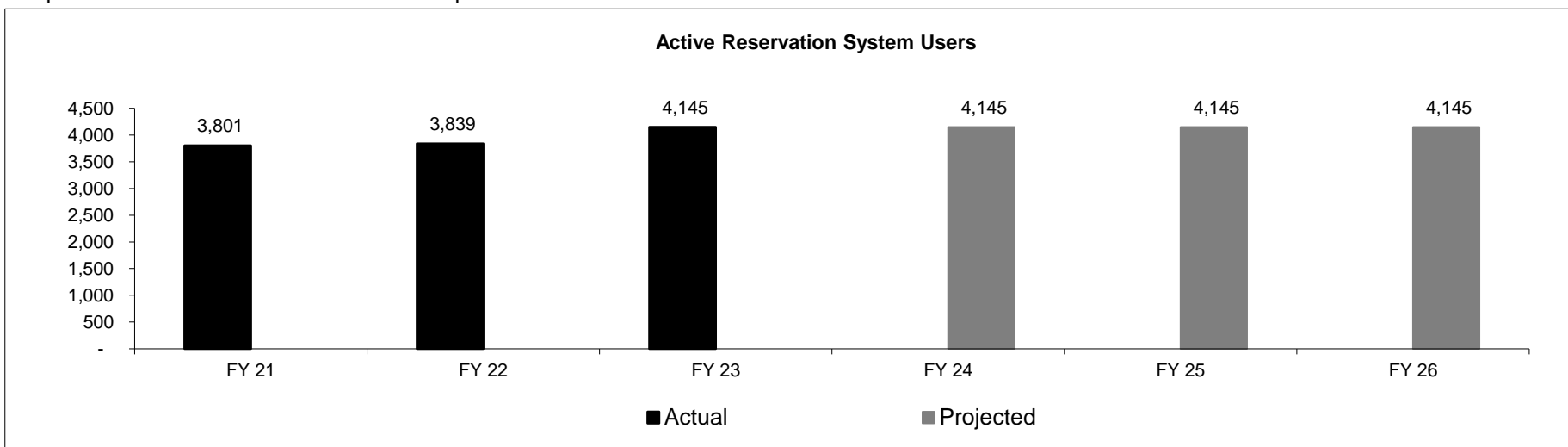
Program Name: OA Carpool

Program is found in the following core budget(s): GS Operating Core, Rebillable Expenses Core

2a. Provide an activity measure(s) for the program.



*Trips billed decreased due to COVID-19 impact on state travel.



PROGRAM DESCRIPTION

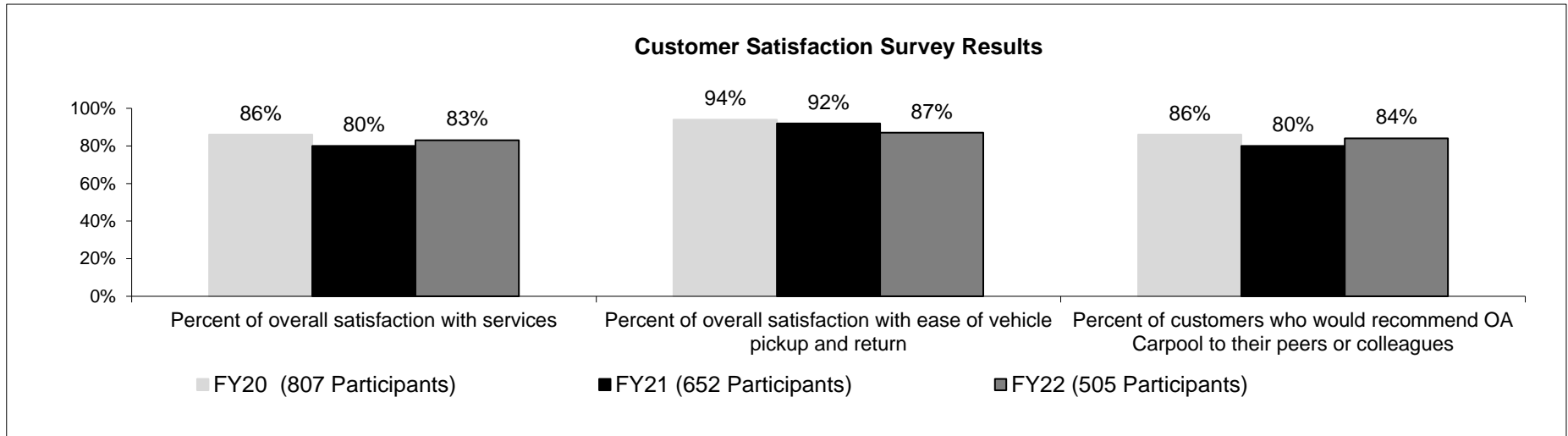
Department: Office of Administration

HB Section(s): 5.100, 5.140

Program Name: OA Carpool

Program is found in the following core budget(s): GS Operating Core, Rebillable Expenses Core

2b. Provide a measure(s) of the program's quality.



PROGRAM DESCRIPTION

Department: Office of Administration

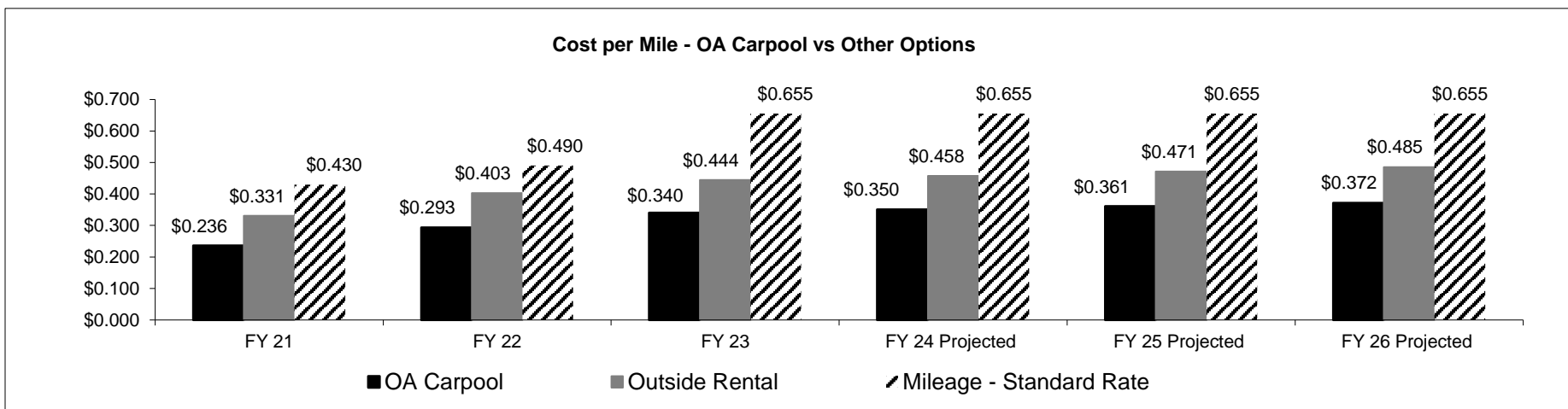
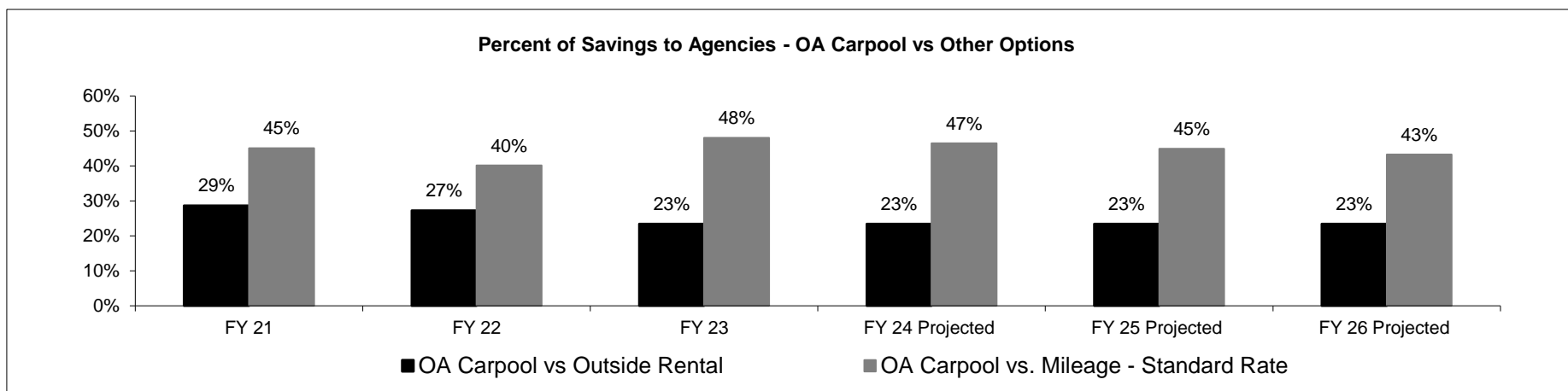
HB Section(s): 5.100, 5.140

Program Name: OA Carpool

Program is found in the following core budget(s): GS Operating Core, Rebillable Expenses Core

2c. Provide a measure(s) of the program's impact.

For FY 23, OA Carpool vehicles were overall 23% less expensive than rental vehicles through a contractor and 48% less expensive than personal mileage reimbursement at the \$.655 per mile rate.



PROGRAM DESCRIPTION

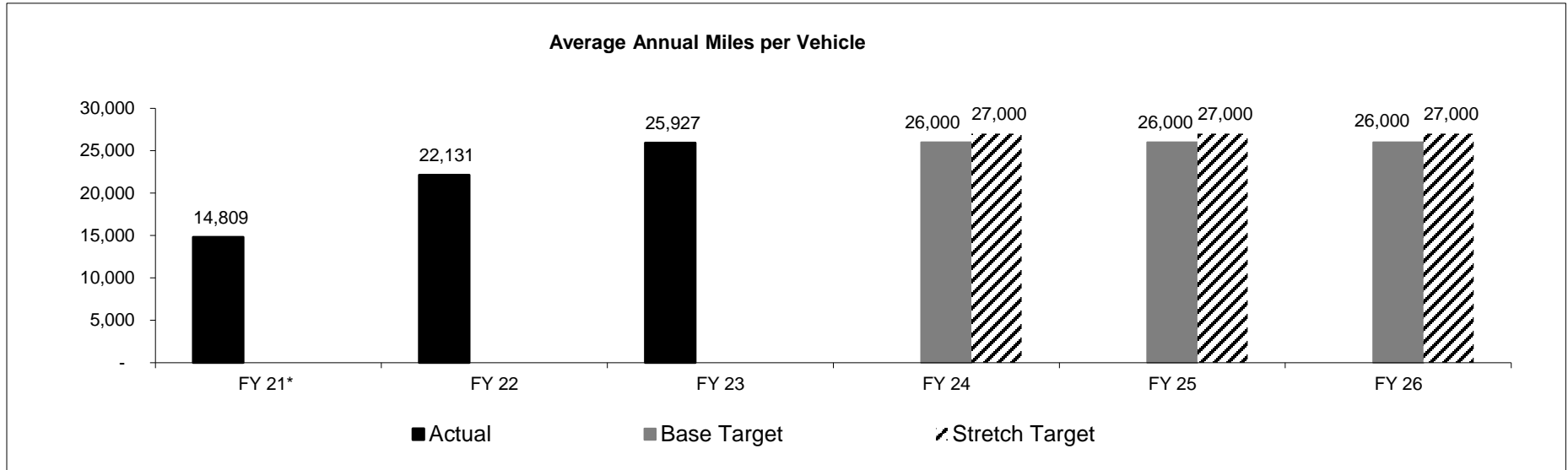
Department: Office of Administration

HB Section(s): 5.100, 5.140

Program Name: OA Carpool

Program is found in the following core budget(s): GS Operating Core, Rebillable Expenses Core

2d. Provide a measure(s) of the program's efficiency.



*Average annual miles per vehicle decreased due to COVID-19 impact on state travel.

PROGRAM DESCRIPTION

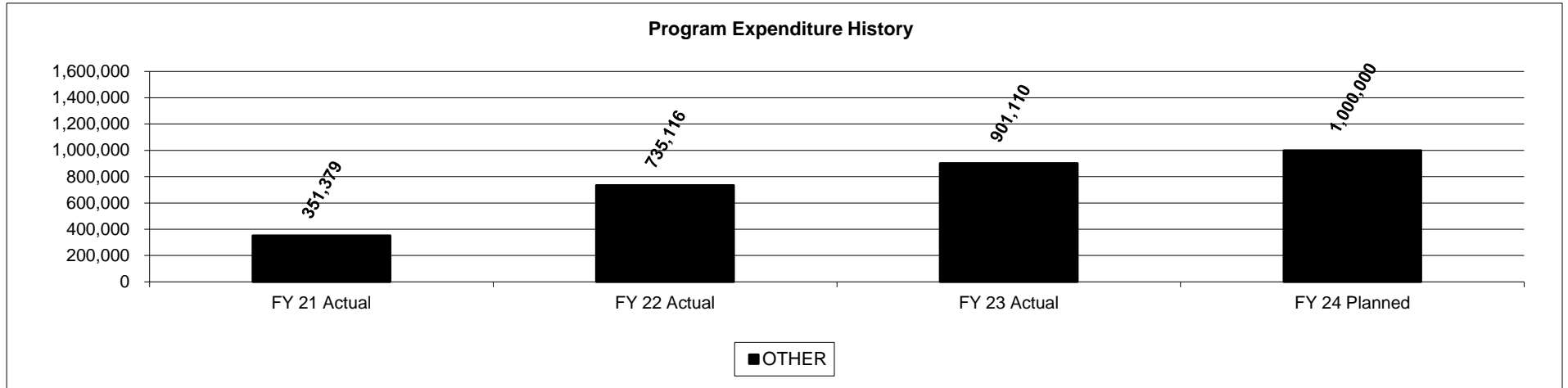
Department: Office of Administration

HB Section(s): 5.100, 5.140

Program Name: OA Carpool

Program is found in the following core budget(s): GS Operating Core, Rebillable Expenses Core

3. Provide actual expenditures for the prior three fiscal years and planned expenditures for the current fiscal year. (Note: Amounts do not include fringe benefit costs.)



4. What are the sources of the "Other " funds?

OA Revolving Administrative Trust Fund (0505)

5. What is the authorization for this program, i.e., federal or state statute, etc.? (Include the federal program number, if applicable.)

Section 37.450, RSMo

6. Are there federal matching requirements? If yes, please explain.

No

7. Is this a federally mandated program? If yes, please explain.

No

CORE DECISION ITEM

Department	Office of Administration	Budget Unit	<u>31125</u>
Division	Division of General Services		
Core	Surplus Property/Recycling - Operating	HB Section	<u>05.105</u>

1. CORE FINANCIAL SUMMARY

	FY 2025 Budget Request					FY 2025 Governor's Recommendation			
	GR	Federal	Other	Total		GR	Federal	Other	Total
PS	0	0	1,087,724	1,087,724	PS	0	0	1,087,724	1,087,724
EE	0	0	641,595	641,595	EE	0	0	641,595	641,595
PSD	0	0	4,500	4,500	PSD	0	0	4,500	4,500
TRF	0	0	0	0	TRF	0	0	0	0
Total	0	0	1,733,819	1,733,819	Total	0	0	1,733,819	1,733,819
FTE	0.00	0.00	19.00	19.00	FTE	0.00	0.00	19.00	19.00
Est. Fringe	0	0	690,756	690,756	Est. Fringe	0	0	690,756	690,756
<i>Note: Fringes budgeted in House Bill 5 except for certain fringes budgeted directly to MoDOT, Highway Patrol, and Conservation.</i>					<i>Note: Fringes budgeted in House Bill 5 except for certain fringes budgeted directly to MoDOT, Highway Patrol, and Conservation.</i>				
Other Funds:	Federal Surplus Property Fund (0407)				Other Funds:	Federal Surplus Property Fund (0407)			

2. CORE DESCRIPTION

This core requirement is for funding to Surplus Property and the Missouri State Recycling Program.

The State Agency for Surplus Property (SASP) is responsible for the administration of the Federal Surplus Property program. The SASP receives federal surplus property (at no cost to the State other than transportation costs). The SASP transfers the property to eligible entities (state agencies, cities, counties, schools, not-for-profit health and educational activities, providers of assistance to the homeless and needy, SBA 8(a) program participants, and service educational activities). All expenses incurred by SASP for operating the Federal Surplus Property program are recovered through service charges applied to property acquired by eligible entities. Certain administrative expenses for the operation of the state side surplus property and recycling programs are paid through this appropriation and either reimbursed through the related transfer appropriation or debited to the income from the recycling program.

The Missouri State Recycling Program is a self-sustaining program that administers recycling service contracts, coordinates waste reduction strategies to reduce costs associated with waste disposal, and promotes recycling, reuse and sustainable materials management concepts throughout state agencies.

3. PROGRAM LISTING (list programs included in this core funding)

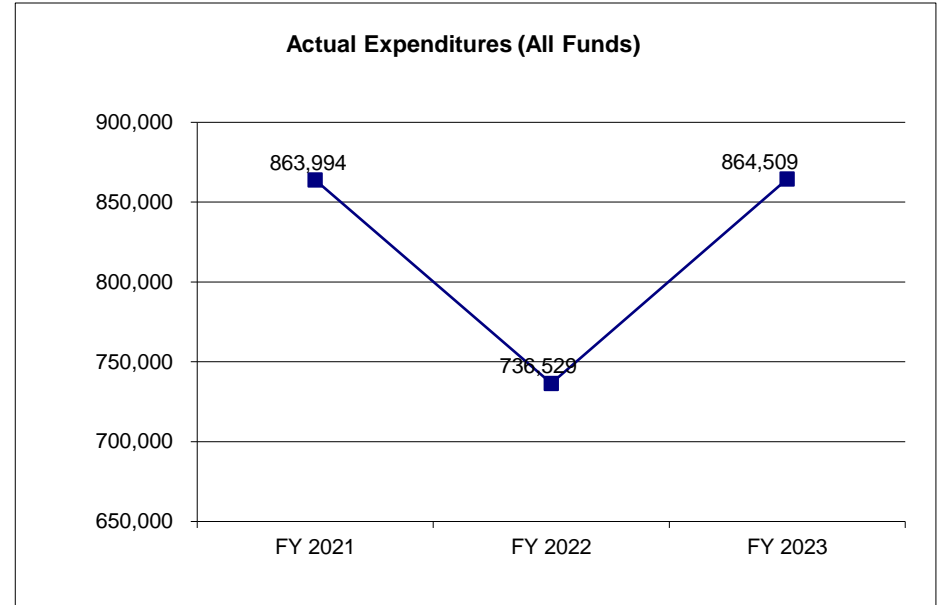
- Surplus Property
- State Recycling Program

CORE DECISION ITEM

Department	Office of Administration	Budget Unit	<u>31125</u>
Division	Division of General Services		
Core	Surplus Property/Recycling - Operating	HB Section	<u>05.105</u>

4. FINANCIAL HISTORY

	FY 2021 Actual	FY 2022 Actual	FY 2023 Actual	FY 2024 Current Yr.
Appropriation (All Funds)	1,539,716	1,548,677	1,646,761	1,733,819
Less Reverted (All Funds)	0	0	0	N/A
Less Restricted (All Funds)*	0	0	0	N/A
Budget Authority (All Funds)	1,539,716	1,548,677	1,646,761	N/A
Actual Expenditures (All Funds)	863,994	736,529	864,509	N/A
Unexpended (All Funds)	675,722	812,148	782,252	N/A
Unexpended, by Fund:				
General Revenue	0	0	0	N/A
Federal	0	0	0	N/A
Other	675,722	812,148	782,252	N/A



*Current Year restricted amount is as of _____.

Reverted includes the statutory three percent reserve amount (when applicable).

Restricted includes any Governor's expenditure restrictions which remained at the end of the fiscal year (when applicable).

NOTES:

CORE RECONCILIATION DETAIL

**STATE
SURPLUS PROPERTY - OPERATING**

5. CORE RECONCILIATION DETAIL

	Budget Class	FTE	GR	Federal	Other	Total	Explanation
TAFP AFTER VETOES							
	PS	19.00	0	0	1,087,724	1,087,724	
	EE	0.00	0	0	641,595	641,595	
	PD	0.00	0	0	4,500	4,500	
	Total	19.00	0	0	1,733,819	1,733,819	
DEPARTMENT CORE REQUEST							
	PS	19.00	0	0	1,087,724	1,087,724	
	EE	0.00	0	0	641,595	641,595	
	PD	0.00	0	0	4,500	4,500	
	Total	19.00	0	0	1,733,819	1,733,819	
GOVERNOR'S RECOMMENDED CORE							
	PS	19.00	0	0	1,087,724	1,087,724	
	EE	0.00	0	0	641,595	641,595	
	PD	0.00	0	0	4,500	4,500	
	Total	19.00	0	0	1,733,819	1,733,819	

DECISION ITEM SUMMARY

Budget Unit									
Decision Item	FY 2023	FY 2023	FY 2024	FY 2024	FY 2025	FY 2025	FY 2025	FY 2025	FY 2025
Budget Object Summary	ACTUAL	ACTUAL	BUDGET	BUDGET	DEPT REQ	DEPT REQ	GOV REC	GOV REC	GOV REC
Fund	DOLLAR	FTE	DOLLAR	FTE	DOLLAR	FTE	DOLLAR	FTE	DOLLAR
SURPLUS PROPERTY - OPERATING									
CORE									
PERSONAL SERVICES									
FEDERAL SURPLUS PROPERTY	584,358	13.02	1,087,724	19.00	1,087,724	19.00	1,087,724	19.00	19.00
TOTAL - PS	584,358	13.02	1,087,724	19.00	1,087,724	19.00	1,087,724	19.00	19.00
EXPENSE & EQUIPMENT									
FEDERAL SURPLUS PROPERTY	278,401	0.00	641,595	0.00	641,595	0.00	641,595	0.00	0.00
TOTAL - EE	278,401	0.00	641,595	0.00	641,595	0.00	641,595	0.00	0.00
PROGRAM-SPECIFIC									
FEDERAL SURPLUS PROPERTY	1,750	0.00	4,500	0.00	4,500	0.00	4,500	0.00	0.00
TOTAL - PD	1,750	0.00	4,500	0.00	4,500	0.00	4,500	0.00	0.00
TOTAL	864,509	13.02	1,733,819	19.00	1,733,819	19.00	1,733,819	19.00	19.00
Pay Plan - 0000012									
PERSONAL SERVICES									
FEDERAL SURPLUS PROPERTY	0	0.00	0	0.00	0	0.00	34,808	0.00	0.00
TOTAL - PS	0	0.00	0	0.00	0	0.00	34,808	0.00	0.00
TOTAL	0	0.00	0	0.00	0	0.00	34,808	0.00	0.00
GRAND TOTAL	\$864,509	13.02	\$1,733,819	19.00	\$1,733,819	19.00	\$1,768,627	19.00	19.00

DECISION ITEM DETAIL

Budget Unit	FY 2023	FY 2023	FY 2024	FY 2024	FY 2025	FY 2025	FY 2025	FY 2025
Decision Item	ACTUAL	ACTUAL	BUDGET	BUDGET	DEPT REQ	DEPT REQ	GOV REC	GOV REC
Budget Object Class	DOLLAR	FTE	DOLLAR	FTE	DOLLAR	FTE	DOLLAR	FTE
SURPLUS PROPERTY - OPERATING								
CORE								
DESIGNATED PRINCIPAL ASST DIV	0	0.00	2,446	0.04	2,446	0.04	2,446	0.04
MISCELLANEOUS TECHNICAL	28,197	0.73	34,082	1.00	34,082	1.00	34,082	1.00
ADMIN SUPPORT ASSISTANT	52,623	1.38	137,999	2.88	137,999	2.88	137,999	2.88
LEAD ADMIN SUPPORT ASSISTANT	28,877	0.63	0	0.00	0	0.00	0	0.00
ADMIN SUPPORT PROFESSIONAL	48,550	1.00	50,416	1.00	50,416	1.00	50,416	1.00
ADMINISTRATIVE MANAGER	73,928	1.00	170,276	2.08	170,276	2.08	170,276	2.08
PROGRAM COORDINATOR	68,131	1.16	74,929	1.00	74,929	1.00	74,929	1.00
STORES/WAREHOUSE ASSISTANT	60,841	1.76	98,407	2.00	98,407	2.00	98,407	2.00
STORES/WAREHOUSE ASSOCIATE	37,415	1.00	161,043	3.00	161,043	3.00	161,043	3.00
STORES/WAREHOUSE SUPERVISOR	38,580	0.88	69,685	1.00	69,685	1.00	69,685	1.00
SR PUBLIC RELATIONS SPECIALIST	43,187	1.00	62,643	1.00	62,643	1.00	62,643	1.00
PROCUREMENT ASSOCIATE	16,181	0.48	53,048	1.00	53,048	1.00	53,048	1.00
AUTOMOTIVE MECHANIC	43,932	1.00	111,481	2.00	111,481	2.00	111,481	2.00
TRANSPORT DRIVER	43,916	1.00	61,269	1.00	61,269	1.00	61,269	1.00
TOTAL - PS	584,358	13.02	1,087,724	19.00	1,087,724	19.00	1,087,724	19.00
TRAVEL, IN-STATE	1,163	0.00	4,662	0.00	4,662	0.00	4,662	0.00
TRAVEL, OUT-OF-STATE	7,593	0.00	14,948	0.00	14,948	0.00	14,948	0.00
FUEL & UTILITIES	10,486	0.00	43,850	0.00	43,850	0.00	43,850	0.00
SUPPLIES	73,599	0.00	91,233	0.00	91,233	0.00	91,233	0.00
PROFESSIONAL DEVELOPMENT	4,580	0.00	12,200	0.00	12,200	0.00	12,200	0.00
COMMUNICATION SERV & SUPP	13,135	0.00	15,108	0.00	15,108	0.00	15,108	0.00
PROFESSIONAL SERVICES	70,928	0.00	198,594	0.00	198,594	0.00	198,594	0.00
HOUSEKEEPING & JANITORIAL SERV	9,052	0.00	10,000	0.00	10,000	0.00	10,000	0.00
M&R SERVICES	75,924	0.00	26,500	0.00	26,500	0.00	26,500	0.00
MOTORIZED EQUIPMENT	0	0.00	80,000	0.00	80,000	0.00	80,000	0.00
OFFICE EQUIPMENT	0	0.00	5,000	0.00	5,000	0.00	5,000	0.00
OTHER EQUIPMENT	4,129	0.00	58,000	0.00	58,000	0.00	58,000	0.00
PROPERTY & IMPROVEMENTS	0	0.00	25,000	0.00	25,000	0.00	25,000	0.00
BUILDING LEASE PAYMENTS	0	0.00	2,000	0.00	2,000	0.00	2,000	0.00
EQUIPMENT RENTALS & LEASES	0	0.00	2,000	0.00	2,000	0.00	2,000	0.00
MISCELLANEOUS EXPENSES	7,812	0.00	10,500	0.00	10,500	0.00	10,500	0.00

DECISION ITEM DETAIL

Budget Unit	FY 2023	FY 2023	FY 2024	FY 2024	FY 2025	FY 2025	FY 2025	FY 2025
Decision Item	ACTUAL	ACTUAL	BUDGET	BUDGET	DEPT REQ	DEPT REQ	GOV REC	GOV REC
Budget Object Class	DOLLAR	FTE	DOLLAR	FTE	DOLLAR	FTE	DOLLAR	FTE
SURPLUS PROPERTY - OPERATING								
CORE								
REBILLABLE EXPENSES	0	0.00	42,000	0.00	42,000	0.00	42,000	0.00
TOTAL - EE	278,401	0.00	641,595	0.00	641,595	0.00	641,595	0.00
REFUNDS	1,750	0.00	4,500	0.00	4,500	0.00	4,500	0.00
TOTAL - PD	1,750	0.00	4,500	0.00	4,500	0.00	4,500	0.00
GRAND TOTAL	\$864,509	13.02	\$1,733,819	19.00	\$1,733,819	19.00	\$1,733,819	19.00
GENERAL REVENUE	\$0	0.00	\$0	0.00	\$0	0.00	\$0	0.00
FEDERAL FUNDS	\$0	0.00	\$0	0.00	\$0	0.00	\$0	0.00
OTHER FUNDS	\$864,509	13.02	\$1,733,819	19.00	\$1,733,819	19.00	\$1,733,819	19.00

PROGRAM DESCRIPTION

Department: Office of Administration

HB Section(s): 5.105

Program Name: Federal Surplus Property

Program is found in the following core budget(s): Surplus Property

1a. What strategic priority does this program address?

Prioritize the customer experience by offering excellent, low cost services.

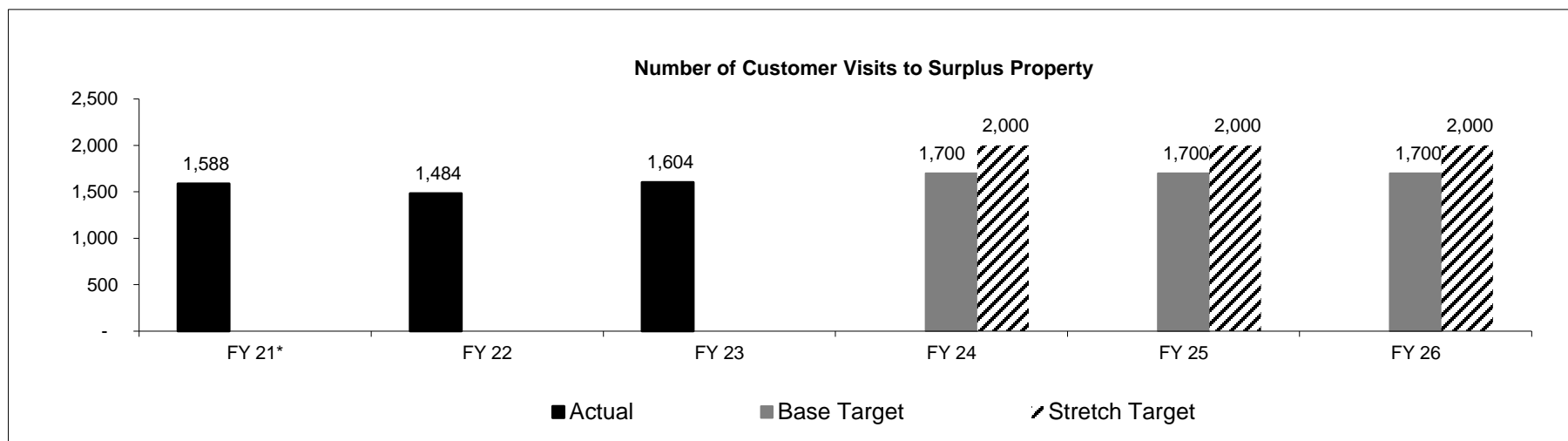
1b. What does this program do?

The State Agency for Surplus Property (SASP) administers the Federal Surplus Property program to help eligible entities purchase low cost excess federal property.

The SASP receives federal surplus property at no cost to the State other than transportation costs. The SASP transfers the property to eligible entities (officially referred to as donees) such as: state agencies, cities, counties, schools, not-for-profit health and educational activities, providers of assistance to the homeless and needy, SBA 8(a) program participants, Veteran Small Businesses, and service educational activities. All expenses incurred by the SASP for operating the Federal Surplus Property program are recovered through service charges applied to property acquired by eligible entities.

2a. Provide an activity measure(s) for the program.

See attached list of the top 100 entities served in FY 2023.



*Decrease in number of customer visits due Surplus Property facility closure due to COVID-19.

PROGRAM DESCRIPTION

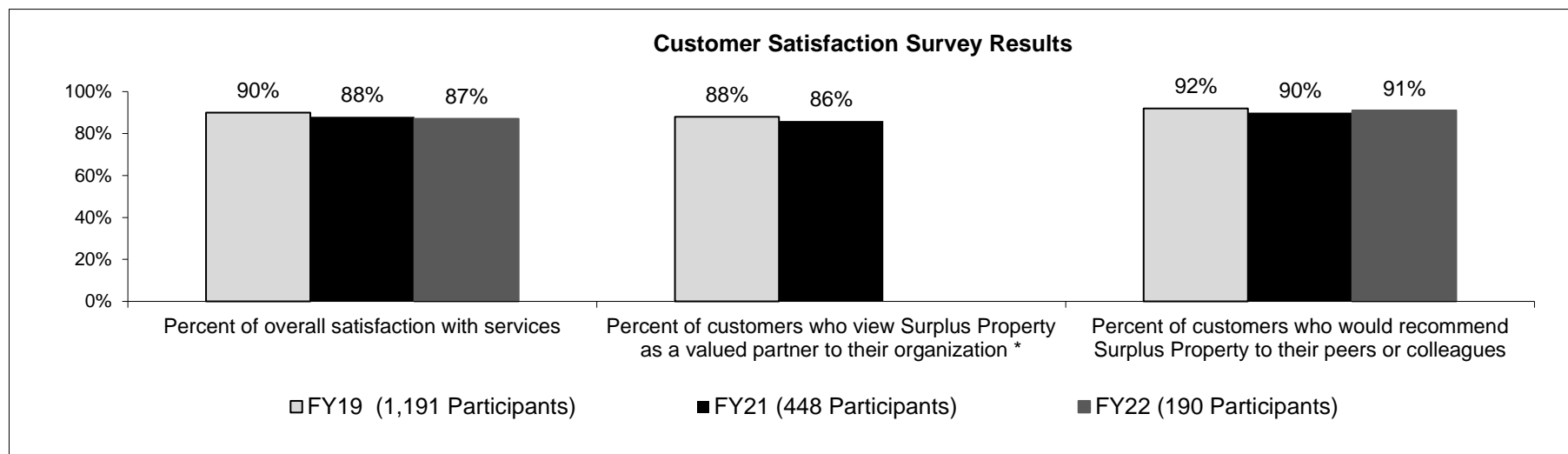
Department: Office of Administration

HB Section(s): 5.105

Program Name: Federal Surplus Property

Program is found in the following core budget(s): Surplus Property

2b. Provide a measure(s) of the program's quality.



*Question not asked in FY 22.

PROGRAM DESCRIPTION


Department: Office of Administration

HB Section(s): 5.105

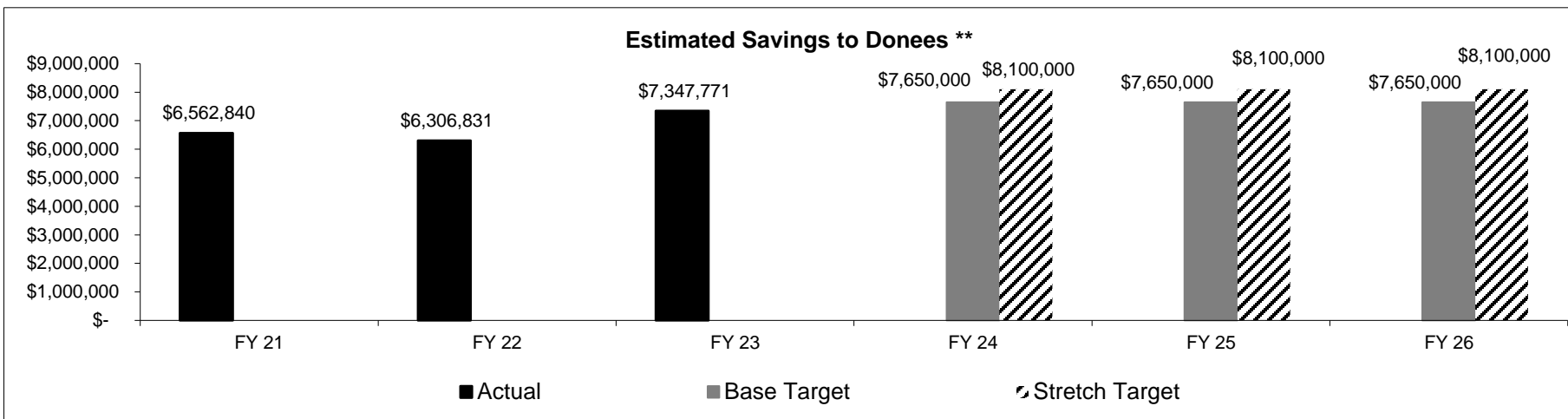
Program Name: Federal Surplus Property

Program is found in the following core budget(s): Surplus Property

2c. Provide a measure(s) of the program's impact.



*The value is the original cost paid by the federal government for the property. This is not the cost charged to donees.



** Difference between value of the original cost paid by the federal government for the property and the cost charged to donees.

PROGRAM DESCRIPTION

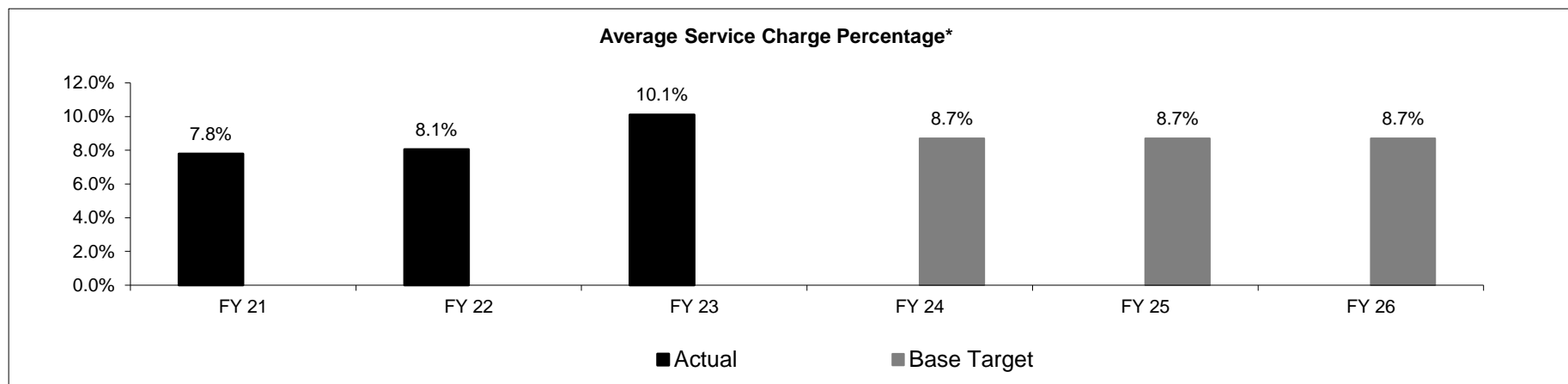
Department: Office of Administration

HB Section(s): 5.105

Program Name: Federal Surplus Property

Program is found in the following core budget(s): Surplus Property

2d. Provide a measure(s) of the program's efficiency.



*Percentage of the original acquisition costs (paid by the Federal Government) charged to the donee. Service charges cover the programs operating cost.

PROGRAM DESCRIPTION

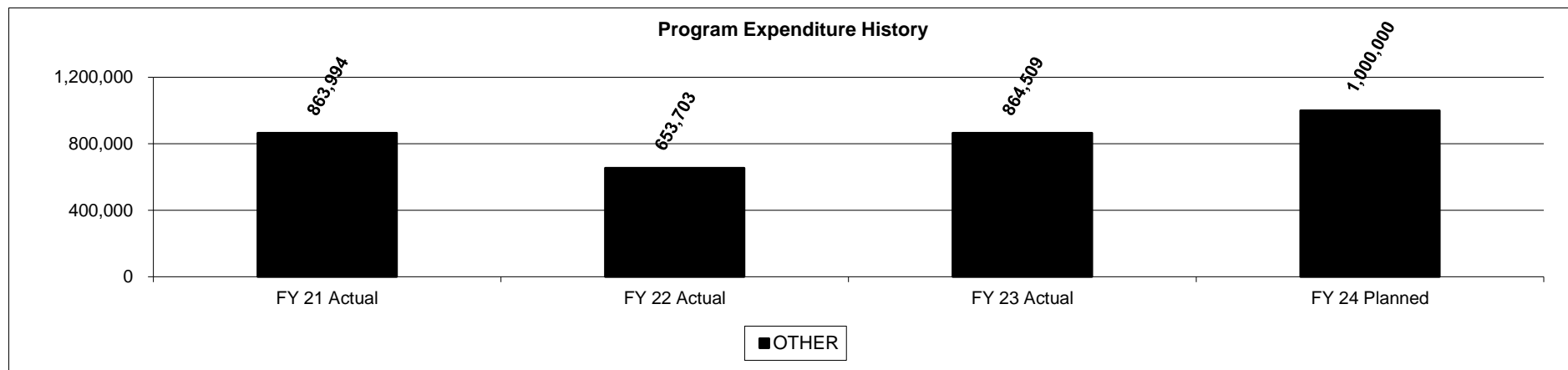
Department: Office of Administration

HB Section(s): 5.105

Program Name: Federal Surplus Property

Program is found in the following core budget(s): Surplus Property

3. Provide actual expenditures for the prior three fiscal years and planned expenditures for the current fiscal year. (Note: Amounts do not include fringe benefit costs.)



4. What are the sources of the "Other " funds?

Proceeds of Surplus Property Sales Fund (0710)

5. What is the authorization for this program, i.e., federal or state statute, etc.? (Include the federal program number, if applicable.)

Chapters 34 and 37, RSMo.

Per Chapter 37.075 The Office of Administration is designated as the "Missouri State Agency for Surplus Property". It may acquire, warehouse, and distribute federal surplus property to any and all eligible departments and agencies of the state and local government, and to any and all other institutions and organizations eligible to receive surplus property under Public Law 152, 81st Congress, as amended, and under any other laws enacted by the Congress of the United States which provide for the disposal of United States government surplus property, and may otherwise cooperate with the federal government in the transfer of government surplus property.

6. Are there federal matching requirements? If yes, please explain.

No

7. Is this a federally mandated program? If yes, please explain.

No

PROGRAM DESCRIPTION

Department: Office of Administration

HB Section(s): 5.105

Program Name: Federal Surplus Property

Program is found in the following core budget(s): Surplus Property

**FY 23 Donees Obtaining Property from Federal Surplus Property
Top 100 Based on Federal Acquisition Cost**

Donee Name	City	County	Federal Acquisition Cost	MOSASP Service Charge
Commemorative Air Force/Missouri Wing	St Charles	St Charles	969,919.58	4,336.31
PWSD #8, Clay County	Kearney	Clay	402,385.57	31,175.62
Department of Corrections	Jefferson City	Cole	240,435.09	35,807.25
Monroe County	Paris	Monroe	201,667.87	30,145.50
New Life Evangelistic Center, Inc	Overland	St Louis	151,476.04	3,637.55
New Madrid County	New Madrid	New Madrid	126,351.46	20,281.00
Eleven Point Rural Fire	Willow Springs	Howell	110,439.63	4,926.75
Cole Junction Levee District	Jefferson City	Cole	107,129.19	14,670.00
PWSD #1, Macon County	Macon	Macon	105,378.06	12,636.25
Transportation, Department of (MODOT)	Jefferson City	Cole	100,383.52	15,148.50
Poplar Bluff R-1 School	Poplar Bluff	Butler	79,386.95	12,326.16
Douglas County	Ava	Douglas	73,978.12	5,085.00
State Technical College of Missouri	Linn	Osage	72,136.51	8,907.50
Arete Contracting	Jefferson City	Cole	67,694.59	3,576.50
Great Rivers Boy Scout Council	Columbia	Boone	62,964.43	7,048.07
Missouri University of Science and Technology	Columbia	Phelps	55,065.73	6,401.25
Moberly, City of	Moberly	Randolph	52,543.12	7,460.00
Jefferson City Schools	Jefferson City	Cole	46,116.27	8,666.50
Hematite Fire Protection District	Festus	Jefferson	38,858.80	5,210.00
Gravois Special Road District #8	Gravois Mills	Morgan	37,172.75	3,969.00
Callaway Cares	Fulton	Callaway	36,724.79	4,457.25
Anderson Wood Products LLC	Ellington	Reynolds	36,245.73	3,801.99
Compass Roofing LLC	Kansas City	Platte	35,064.24	2,691.25
Clarence, City of	Clarence	Shelby	34,327.97	3,857.00
Iron County Sheltered Workshop	Arcadia	Iron	33,702.97	4,055.00
Dallas County	Buffalo	Dallas	33,555.44	2,649.00
State Courts Administrator	Jefferson City	Cole	32,247.99	320.00
Three Rivers Community College	Poplar Bluff	Butler	31,745.35	2,011.25

PROGRAM DESCRIPTION

Department: Office of Administration

HB Section(s): 5.105

Program Name: Federal Surplus Property

Program is found in the following core budget(s): Surplus Property

FY 23 Donees Obtaining Property from Federal Surplus Property

Top 100 Based on Federal Acquisition Cost

Donee Name	City	County	Federal Acquisition Cost	MOSASP Service Charge
Alton R-4 School	Alton	Oregon	31,648.83	5,313.50
Hillex Designs LLC	Clinton	Henry	28,576.96	2,214.50
Maries County R-2 School	Belle	Maries	28,005.25	2,716.00
Osage County R-2 School	Linn	Osage	27,509.90	6,049.80
Boonville R-1 School	Boonville	Cooper	27,477.24	4,844.00
Dent County Fire Protection District	Salem	Dent	26,000.00	2,400.00
State Emergency Management Agency	Jefferson City	Cole	23,819.58	2,819.00
Crocker R-2 School	Crocker	Pulaski	22,922.07	3,857.50
Monroe City R-1 School	Monroe City	Monroe	22,665.18	2,293.50
Laurie Care Center	Laurie	Morgan	22,039.59	2,409.50
Warrenton, City of	Warrenton	Warren	21,801.63	726.50
Bullybag and Tool Company Inc	Parkville	Platte	21,678.61	317.00
Housing Authority, Jefferson City	Jefferson City	Cole	21,270.41	1,801.34
Michael A Simmons	Rich Hill	Bates	20,813.24	1,208.70
Hickory County	Hermitage	Hickory	20,172.85	2,641.00
Camden County	Camdenton	Camden	19,860.29	1,240.00
Elsberry Drainage District	Elsberry	Lincoln	17,933.18	1,437.00
Smithville R-2 School	Smithville	Clay	17,693.74	1,185.00
University of Central Missouri	Warrensburg	Johnson	17,616.68	3,750.00
Crowder College	Neosho	Newton	17,436.16	2,371.00
Troy, City of	Troy	Lincoln	17,237.78	1,783.00
Holts Summit Fire Protection District	Holts Summit	Callaway	17,116.09	973.50
St John Levee and Drainage District of Missouri	East Prairie	Mississippi	16,507.27	3,389.50
Laclede County	Lebanon	Laclede	16,248.59	1,350.35
Linn Fire Protection District	Linn	Osage	16,135.25	796.50
Agriculture, Department of	Jefferson City	Cole	16,104.28	2,113.00
Missouri Civil War Museum	St Louis	St Louis	15,568.37	1,234.50
Southern Stone County Fire Protection District	Branson West	Stone	15,299.31	1,945.00
Little River Drainage District	Cape Girardeau	Cape Girardeau	15,000.00	900.00

PROGRAM DESCRIPTION

Department: Office of Administration

HB Section(s): 5.105

Program Name: Federal Surplus Property

Program is found in the following core budget(s): Surplus Property

FY 23 Donees Obtaining Property from Federal Surplus Property

Top 100 Based on Federal Acquisition Cost

Donee Name	City	County	Federal Acquisition Cost	MOSASP Service Charge
Johnson County	Warrensburg	Johnson	14,891.55	1,270.00
Fredericktown R-1 School	Fredericktown	Madison	13,801.83	993.50
Macon County	Macon	Macon	13,732.99	713.00
Ralls County	New London	Ralls	13,636.71	1,912.50
Hallsville, City of	Hallsville	Boone	13,319.88	3,715.18
Excelsior Springs, City of	Excelsior Springs	Clay	12,743.77	409.00
Otterville R-6 School	Otterville	Cooper	12,057.00	1,800.00
Moniteau County R-1 School	California	Moniteau	11,925.07	1,435.50
Missouri Military Academy	Mexico	Audrain	11,740.25	1,474.35
SWI Industrial Solutions	Springfield	Greene	11,629.43	850.00
Slater, City of	Slater	Saline	10,822.56	2,428.00
Bell City, City of	Bell City	Stoddard	10,700.00	1,000.00
Humansville, City of	Humansville	Polk	10,671.12	1,121.00
Fire Safety, Division of	Jefferson City	Cole	10,263.00	1,010.00
Houston R-1 School	Houston	Texas	10,260.00	3,750.00
Delta Area Economic Opportunity Corporation	Sikeston	Scott	9,897.61	1,172.00
Jefferson, City of	Jefferson City	Cole	9,884.36	1,049.00
Chillicothe Municipal Utilities	Chillicothe	Livingston	9,589.98	680.00
Pony Express Boy Scout Council	St Joseph	Buchanan	9,497.92	1,005.50
Laclede Industries	Lebanon	Laclede	9,379.19	2,938.00
Slater Special Road District	Slater	Saline	9,300.90	905.50
Manufacturers Assistance Group	Poplar Bluff	Butler	8,972.50	1,169.00
Butler County Fire Protection District	Poplar Bluff	Butler	8,829.94	785.50
Kaiser Special Road District	Kaiser	Miller	8,795.52	750.00
Gateway Youth Aeronautical Foundation	Maryland Heights	St Louis	8,621.00	517.00
Oak Grove, City of	Oak Grove	Jackson	8,422.79	913.50
The Space Museum	Bonne Terre	St Francois	8,276.00	496.00
Great Circle	St James	Phelps	8,167.34	675.02
Houston Rural Fire Association	Houston	Texas	8,036.74	1,083.50

PROGRAM DESCRIPTION

Department: Office of Administration

HB Section(s): 5.105

Program Name: Federal Surplus Property

Program is found in the following core budget(s): Surplus Property

FY 23 Donees Obtaining Property from Federal Surplus Property

Top 100 Based on Federal Acquisition Cost

Donee Name	City	County	Federal Acquisition Cost	MOSASP Service Charge
West Plains, City of	West Plains	Howell	7,721.74	405.50
Perry County School #32	Perryville	Perry	7,649.02	808.00
Camden County Library District	Camdenton	Camden	7,597.95	691.50
Richwoods Fire Protection District	Richwoods	Washington	7,593.25	280.00
Polk County	Bolivar	Polk	7,320.83	821.50
Marion County R-2 School	Philadelphia	Marion	7,289.47	937.00
Bates County	Butler	Bates	7,171.88	540.75
Marshall School District	Marshall	Saline	7,114.20	2,539.04
Phelps Safety LLC	Rolla	Phelps	7,036.48	1,268.70
Vehicle Maintenance	Jefferson City	Cole	7,026.03	781.20
Adair County Ambulance District	Kirksville	Adair	7,020.68	565.00
Monett, City of	Monett	Barry	6,959.92	1,713.50
Missouri Baptist University	St Louis	St Louis	6,741.12	1,880.92
American Legion Post #359	St Joseph	Buchanan	6,727.27	690.60

PROGRAM DESCRIPTION

Department: Office of Administration

HB Section(s): 5.105

Program Name: Surplus Property Recycling

Program is found in the following core budget(s): Surplus Property Recycling

1a. What strategic priority does this program address?

Partner to innovate the way we work.

1b. What does this program do?

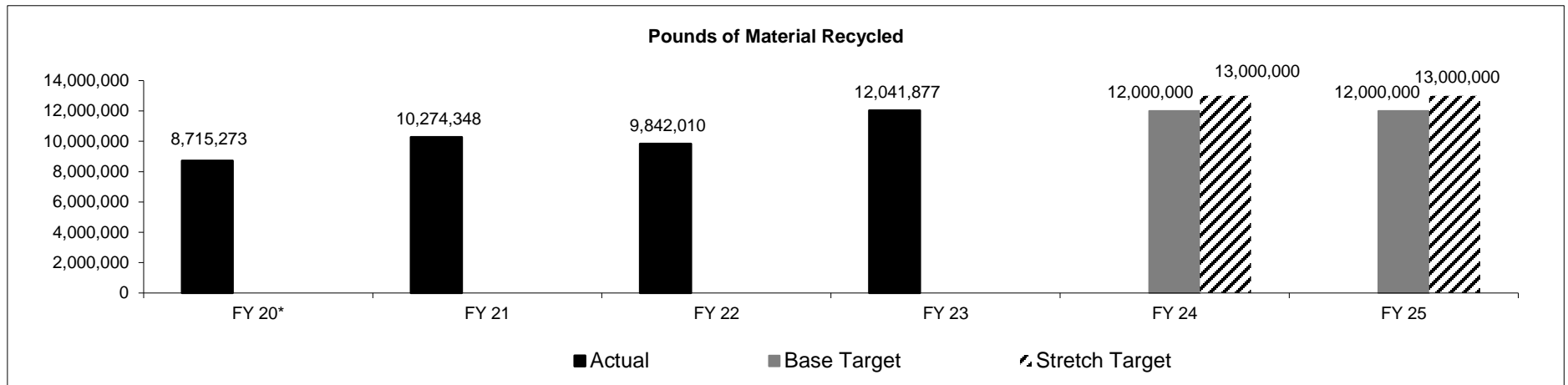
The Missouri State Recycling Program partners with state employees and agencies to facilitate fiscally and environmentally responsible strategies for reuse and recycling of state property

This self-sustaining program:

- Coordinates waste reduction strategies to reduce agency expenditures for waste disposal while promoting recycling activities
- Promotes recycling and sustainable materials management concepts throughout state agencies
- Serves as a resource to state agencies on recycling, waste reduction and reuse of state property
- Administers recycling service contracts
- Provides recycling supplies such as desk side recycling containers, bags, and other materials necessary to facilitate recycling
- Promotes procurement of products manufactured with recycled materials.
- Identifies materials of value in the state's waste stream and coordinates strategies to leverage maximum value of these materials.

Examples include scrap paper, cardboard, electronics, and pallets.

2a. Provide an activity measure(s) for the program.



*Challenging market conditions and COVID-19 resulted in lower amounts of materials recycled.

PROGRAM DESCRIPTION

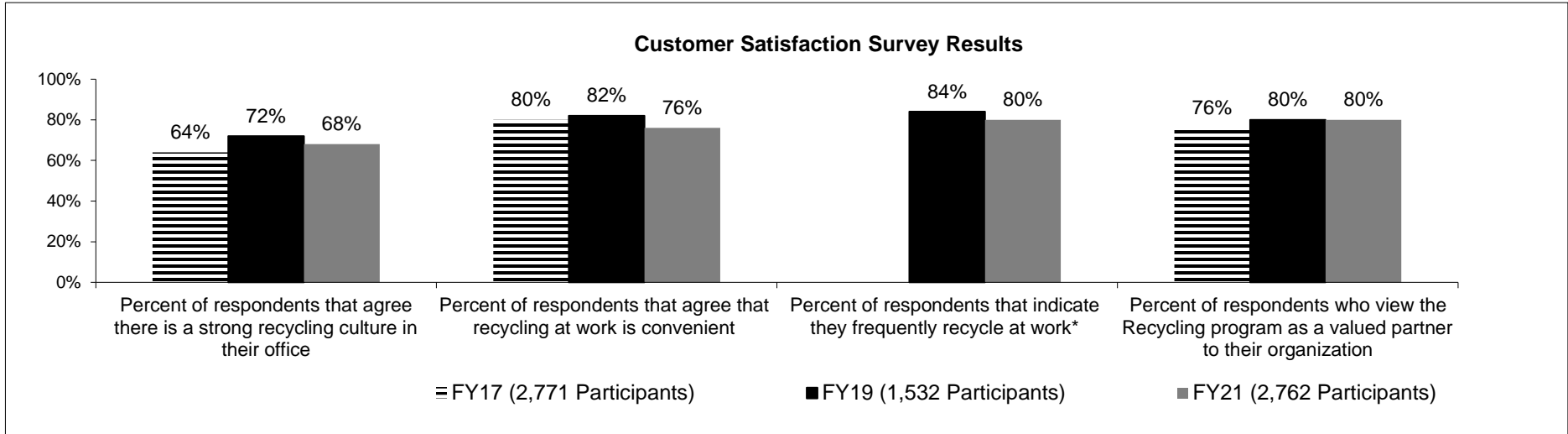
Department: Office of Administration

HB Section(s): 5.105

Program Name: Surplus Property Recycling

Program is found in the following core budget(s): Surplus Property Recycling

2b. Provide a measure(s) of the program's quality.



*Question not asked in FY 17.

PROGRAM DESCRIPTION

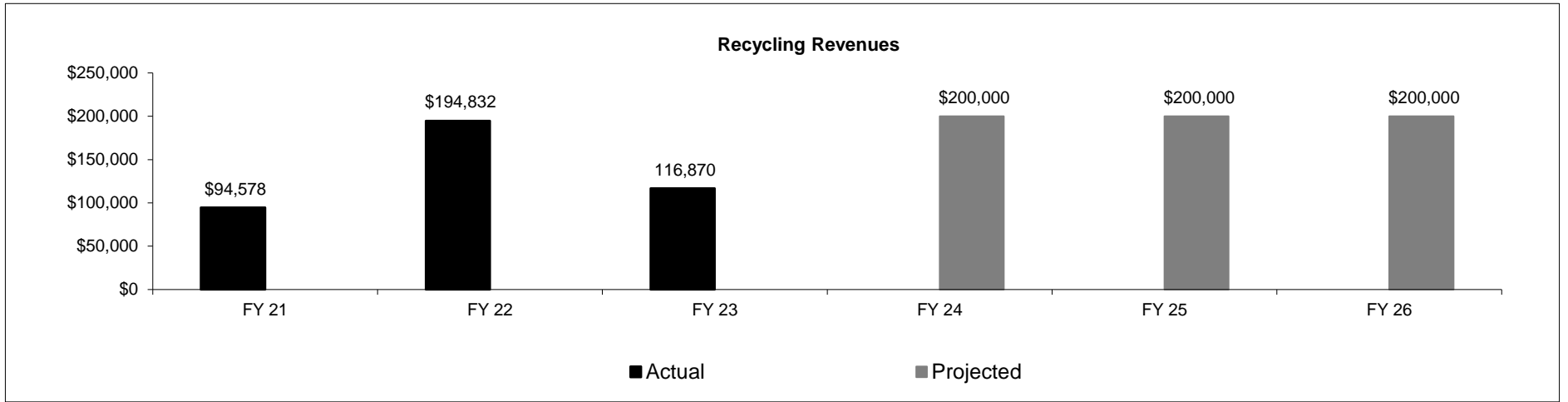
Department: Office of Administration

HB Section(s): 5.105

Program Name: Surplus Property Recycling

Program is found in the following core budget(s): Surplus Property Recycling

2c. Provide a measure(s) of the program's impact.



*Downturn in revenues is largely due to change in market conditions in the recycling industry.

Measure	FY 21		FY 22		FY 23		FY 24	FY 25	FY 26
	Proj.	Actual	Proj.	Actual	Proj.	Actual	Projected	Projected	Projected
Heating Assistance Transfer to DSS	\$30,000	\$30,000	\$30,000	\$30,000	\$30,000	\$30,000	\$30,000	\$30,000	\$30,000

PROGRAM DESCRIPTION

Department: Office of Administration

HB Section(s): 5.105

Program Name: Surplus Property Recycling

Program is found in the following core budget(s): Surplus Property Recycling

2d. Provide a measure(s) of the program's efficiency.



*Trash costs avoided increased 50 percent due to increased average Missouri landfill tipping fee used to calculate costs avoided. The average landfill tipping fee increased from \$ 77.36 per ton in FY 22 to \$125.47 per ton in FY 23 as published in www.erefdn.org.

PROGRAM DESCRIPTION

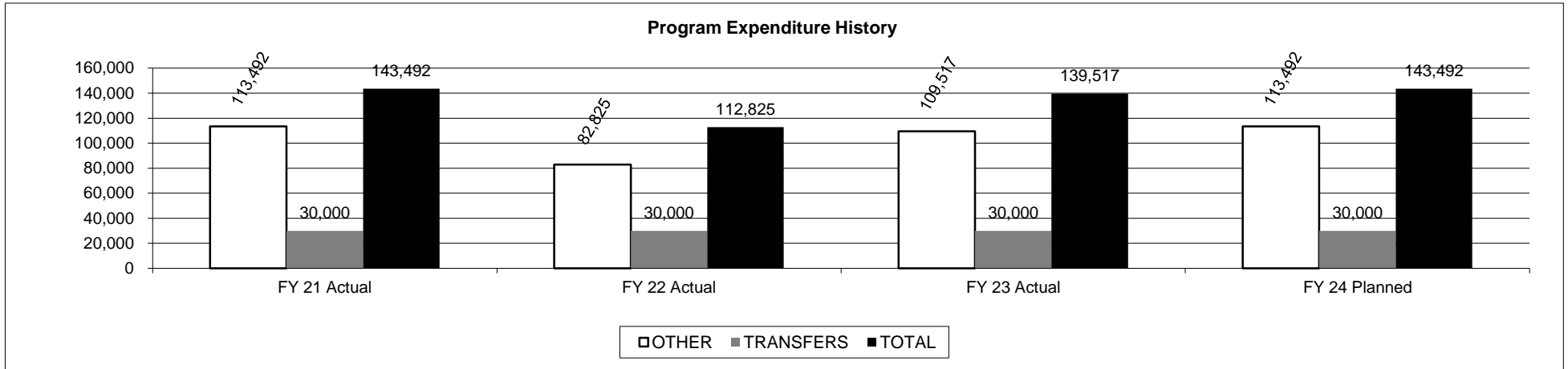
Department: Office of Administration

HB Section(s): 5.105

Program Name: Surplus Property Recycling

Program is found in the following core budget(s): Surplus Property Recycling

3. Provide actual expenditures for the prior three fiscal years and planned expenditures for the current fiscal year. (Note: Amounts do not include fringe benefit costs.)



4. What are the sources of the "Other " funds?

Federal Surplus Property Fund (0407)

5. What is the authorization for this program, i.e., federal or state statute, etc.? (Include the federal program number, if applicable.)

Sections 34.031 and 34.032, RSMo

6. Are there federal matching requirements? If yes, please explain.

No

7. Is this a federally mandated program? If yes, please explain.

No

CORE DECISION ITEM

Department	Office of Administration	Budget Unit	<u>31127</u>
Division	Division of General Services		
Core	Fixed Price Vehicle and Equipment Program	HB Section	<u>05.110</u>

1. CORE FINANCIAL SUMMARY

	FY 2025 Budget Request					FY 2025 Governor's Recommendation			
	GR	Federal	Other	Total		GR	Federal	Other	Total
PS	0	0	0	0	PS	0	0	0	0
EE	0	0	1,495,994	1,495,994	EE	0	0	1,495,994	1,495,994
PSD	0	0	0	0	PSD	0	0	0	0
TRF	0	0	0	0	TRF	0	0	0	0
Total	0	0	1,495,994	1,495,994	Total	0	0	1,495,994	1,495,994
FTE	0.00	0.00	0.00	0.00	FTE	0.00	0.00	0.00	0.00
Est. Fringe	0	0	0	0	Est. Fringe	0	0	0	0
<i>Note: Fringes budgeted in House Bill 5 except for certain fringes budgeted directly to MoDOT, Highway Patrol, and Conservation.</i>					<i>Note: Fringes budgeted in House Bill 5 except for certain fringes budgeted directly to MoDOT, Highway Patrol, and Conservation.</i>				
Other Funds:	Federal Surplus Property Fund (0407)				Other Funds:	Federal Surplus Property Fund (0407)			

2. CORE DESCRIPTION

This core request is for funding to acquire low mileage vehicles and construction equipment from the Federal Government to be resold to state agencies and eligible entities. This program enables eligible entities to buy used vehicles at favorable rates instead of new vehicles.

3. PROGRAM LISTING (list programs included in this core funding)

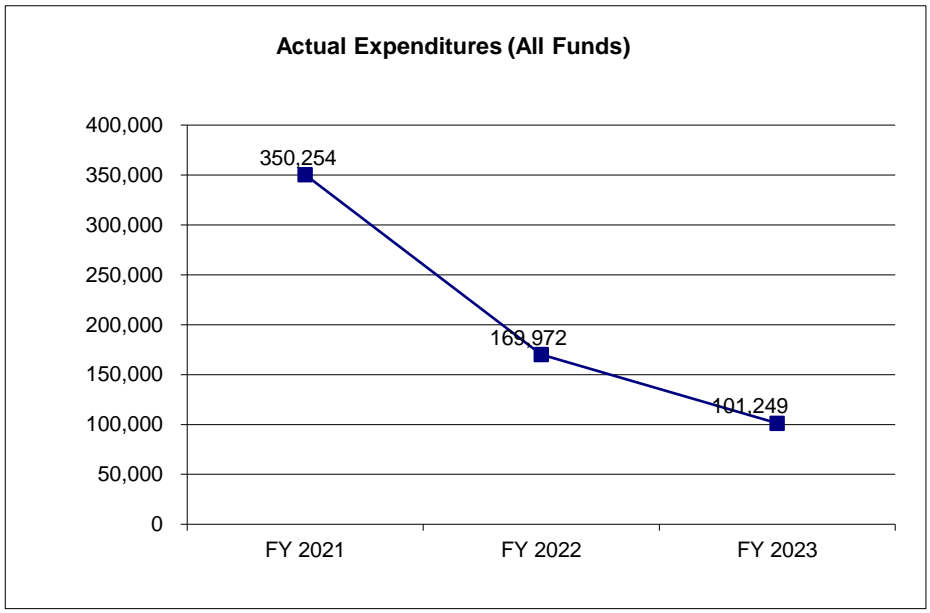
Fixed Price Vehicle and Equipment

CORE DECISION ITEM

Department	Office of Administration	Budget Unit	<u>31127</u>
Division	Division of General Services		
Core	Fixed Price Vehicle and Equipment Program	HB Section	<u>05.110</u>

4. FINANCIAL HISTORY

	FY 2021 Actual	FY 2022 Actual	FY 2023 Actual	FY 2024 Current Yr.
Appropriation (All Funds)	1,495,994	1,495,994	1,495,994	1,495,994
Less Reverted (All Funds)	0	0	0	N/A
Less Restricted (All Funds)*	0	0	0	N/A
Budget Authority (All Funds)	1,495,994	1,495,994	1,495,994	N/A
Actual Expenditures (All Funds)	350,254	169,972	101,249	N/A
Unexpended (All Funds)	1,145,740	1,326,022	1,394,745	N/A
Unexpended, by Fund:				
General Revenue	0	0	0	N/A
Federal	0	0	0	N/A
Other	1,145,740	1,326,022	1,394,745	N/A



*Current Year restricted amount is as of _____.

Reverted includes the statutory three percent reserve amount (when applicable).
 Restricted includes any Governor's expenditure restrictions which remained at the end of the fiscal year (when applicable).

NOTES:

CORE RECONCILIATION DETAIL

**STATE
FIXED PRICE VEHICLE PROGRAM**

5. CORE RECONCILIATION DETAIL

	Budget Class	FTE	GR	Federal	Other	Total	Explanation
TAFP AFTER VETOES							
	EE	0.00	0	0	1,495,994	1,495,994	
	Total	0.00	0	0	1,495,994	1,495,994	
DEPARTMENT CORE REQUEST							
	EE	0.00	0	0	1,495,994	1,495,994	
	Total	0.00	0	0	1,495,994	1,495,994	
GOVERNOR'S RECOMMENDED CORE							
	EE	0.00	0	0	1,495,994	1,495,994	
	Total	0.00	0	0	1,495,994	1,495,994	

DECISION ITEM SUMMARY

Budget Unit								
Decision Item	FY 2023	FY 2023	FY 2024	FY 2024	FY 2025	FY 2025	FY 2025	FY 2025
Budget Object Summary	ACTUAL	ACTUAL	BUDGET	BUDGET	DEPT REQ	DEPT REQ	GOV REC	GOV REC
Fund	DOLLAR	FTE	DOLLAR	FTE	DOLLAR	FTE	DOLLAR	FTE
FIXED PRICE VEHICLE PROGRAM								
CORE								
EXPENSE & EQUIPMENT								
FEDERAL SURPLUS PROPERTY	101,249	0.00	1,495,994	0.00	1,495,994	0.00	1,495,994	0.00
TOTAL - EE	101,249	0.00	1,495,994	0.00	1,495,994	0.00	1,495,994	0.00
TOTAL	101,249	0.00	1,495,994	0.00	1,495,994	0.00	1,495,994	0.00
GRAND TOTAL	\$101,249	0.00	\$1,495,994	0.00	\$1,495,994	0.00	\$1,495,994	0.00

DECISION ITEM DETAIL

Budget Unit	FY 2023	FY 2023	FY 2024	FY 2024	FY 2025	FY 2025	FY 2025	FY 2025
Decision Item	ACTUAL	ACTUAL	BUDGET	BUDGET	DEPT REQ	DEPT REQ	GOV REC	GOV REC
Budget Object Class	DOLLAR	FTE	DOLLAR	FTE	DOLLAR	FTE	DOLLAR	FTE
FIXED PRICE VEHICLE PROGRAM								
CORE								
TRAVEL, IN-STATE	0	0.00	190	0.00	190	0.00	190	0.00
TRAVEL, OUT-OF-STATE	0	0.00	744	0.00	744	0.00	744	0.00
SUPPLIES	1,563	0.00	475	0.00	475	0.00	475	0.00
PROFESSIONAL SERVICES	1,400	0.00	45,000	0.00	45,000	0.00	45,000	0.00
M&R SERVICES	1,361	0.00	20,000	0.00	20,000	0.00	20,000	0.00
OTHER EQUIPMENT	0	0.00	100	0.00	100	0.00	100	0.00
MISCELLANEOUS EXPENSES	0	0.00	100	0.00	100	0.00	100	0.00
REBILLABLE EXPENSES	96,925	0.00	1,429,385	0.00	1,429,385	0.00	1,429,385	0.00
TOTAL - EE	101,249	0.00	1,495,994	0.00	1,495,994	0.00	1,495,994	0.00
GRAND TOTAL	\$101,249	0.00	\$1,495,994	0.00	\$1,495,994	0.00	\$1,495,994	0.00
GENERAL REVENUE	\$0	0.00	\$0	0.00	\$0	0.00	\$0	0.00
FEDERAL FUNDS	\$0	0.00	\$0	0.00	\$0	0.00	\$0	0.00
OTHER FUNDS	\$101,249	0.00	\$1,495,994	0.00	\$1,495,994	0.00	\$1,495,994	0.00

PROGRAM DESCRIPTION

Department: Office of Administration

HB Section(s): 5.110

Program Name: Fixed Price Vehicle and Equipment

Program is found in the following core budget(s): Fixed Price Vehicle and Equipment

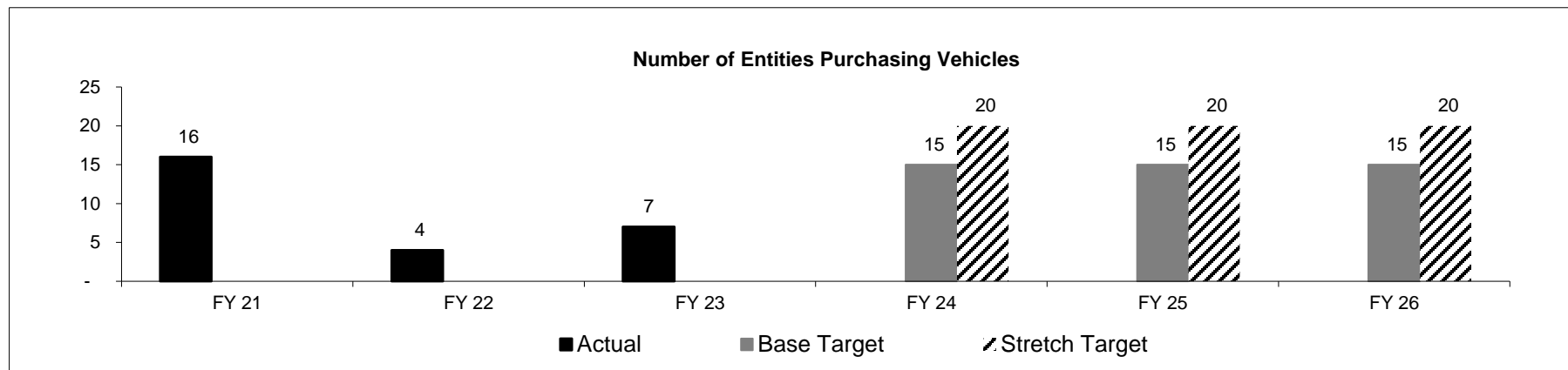
1a. What strategic priority does this program address?

Prioritize the customer experience by offering excellent, low cost services.

1b. What does this program do?

This core request is for funding to acquire low mileage vehicles and construction equipment from the Federal Government to be resold to state agencies and eligible entities. This program enables eligible entities to buy used vehicles instead of new vehicles.

2a. Provide an activity measure(s) for the program.



*Reduction in vehicles purchased is due to COVID-19 and an increase in vehicle auction prices which results in fewer reasonably priced vehicles available at auction.

PROGRAM DESCRIPTION

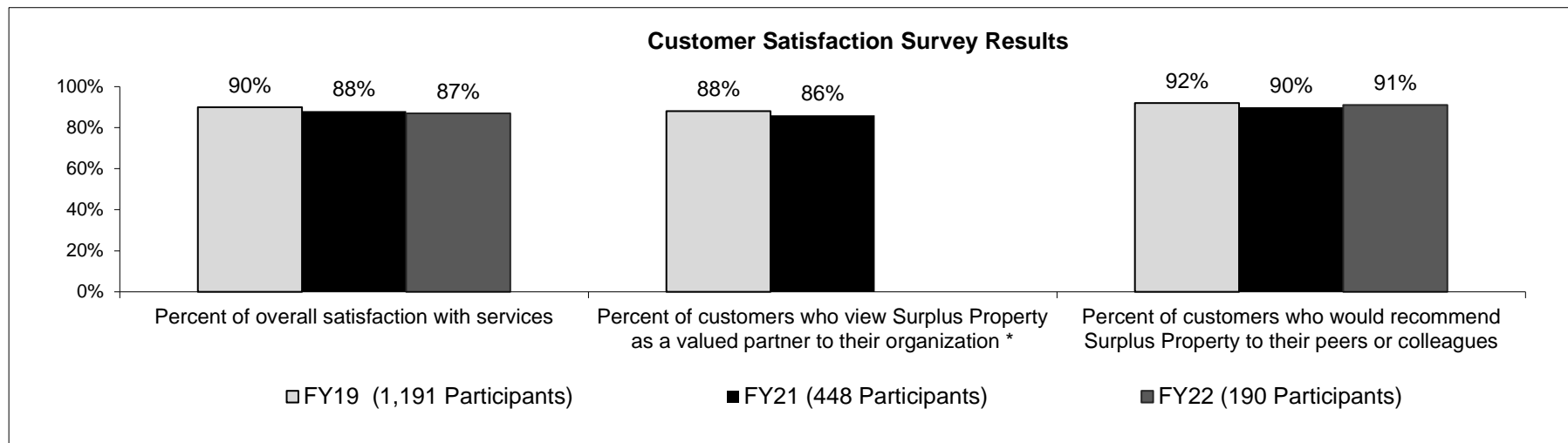
Department: Office of Administration

HB Section(s): 5.110

Program Name: Fixed Price Vehicle and Equipment

Program is found in the following core budget(s): Fixed Price Vehicle and Equipment

2b. Provide a measure(s) of the program's quality.



*Question not asked in FY 22.

PROGRAM DESCRIPTION

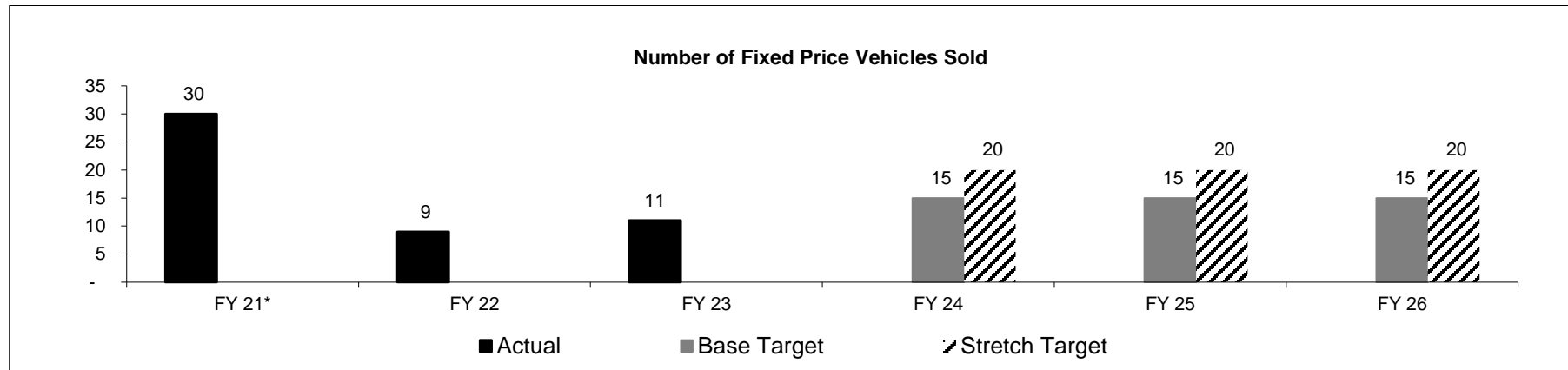
Department: Office of Administration

HB Section(s): 5.110

Program Name: Fixed Price Vehicle and Equipment

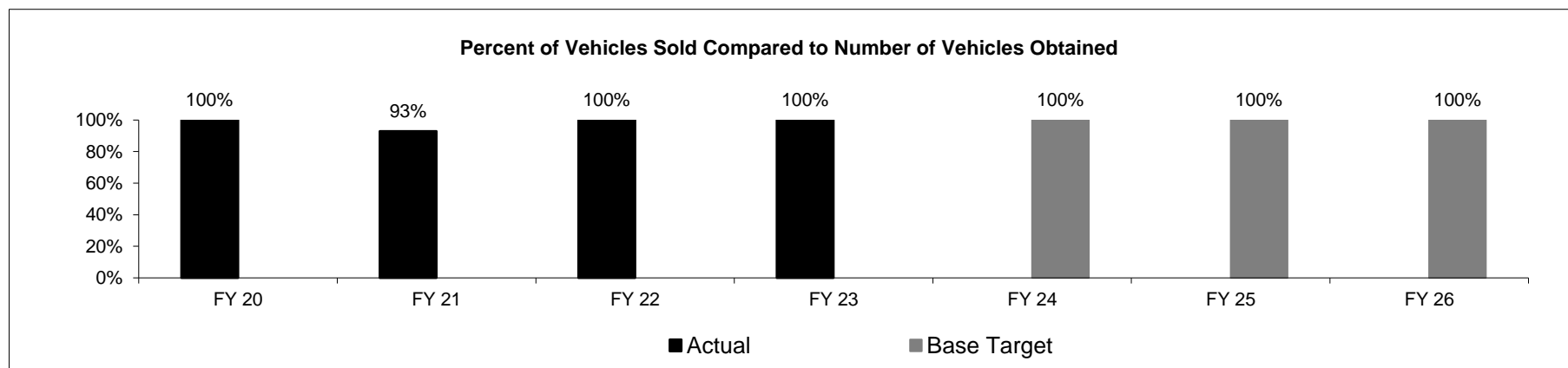
Program is found in the following core budget(s): Fixed Price Vehicle and Equipment

2c. Provide a measure(s) of the program's impact.



Reduction in vehicles purchased is due to COVID-19 and an increase in vehicle auction prices which results in fewer reasonably priced vehicles available at auction.

2d. Provide a measure(s) of the program's efficiency.



PROGRAM DESCRIPTION

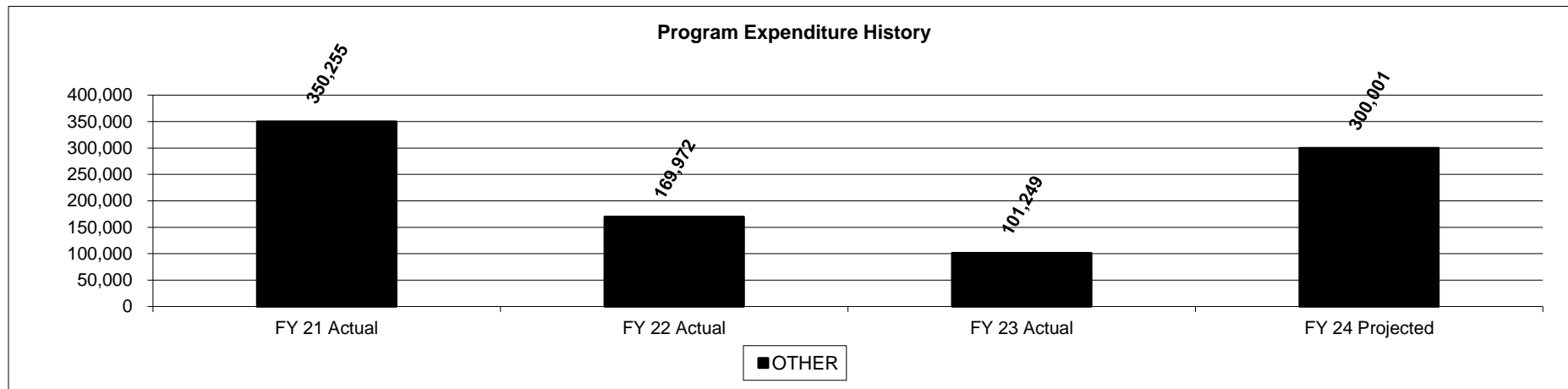
Department: Office of Administration

HB Section(s): 5.110

Program Name: Fixed Price Vehicle and Equipment

Program is found in the following core budget(s): Fixed Price Vehicle and Equipment

3. Provide actual expenditures for the prior three fiscal years and planned expenditures for the current fiscal year. (Note: Amounts do not include fringe benefit costs.)



4. What are the sources of the "Other " funds?

Federal Surplus Property Fund (0407)

5. What is the authorization for this program, i.e., federal or state statute, etc.? (Include the federal program number, if applicable.)

Chapter 37, RSMo

6. Are there federal matching requirements? If yes, please explain.

No

7. Is this a federally mandated program? If yes, please explain.

No

CORE DECISION ITEM

Department	Office of Administration	Budget Unit	<u>31135</u>
Division	Division of General Services		
Core	Surplus Property Recycling Transfer	HB Section	<u>05.115</u>

1. CORE FINANCIAL SUMMARY

	FY 2025 Budget Request						FY 2025 Governor's Recommendation				
	GR	Federal	Other	Total	E		GR	Federal	Other	Total	E
PS	0	0	0	0		PS	0	0	0	0	
EE	0	0	0	0		EE	0	0	0	0	
PSD	0	0	0	0		PSD	0	0	0	0	
TRF	0	0	30,000	30,000		TRF	0	0	30,000	30,000	
Total	0	0	30,000	30,000		Total	0	0	30,000	30,000	
FTE	0.00	0.00	0.00	0.00		FTE	0.00	0.00	0.00	0.00	

Est. Fringe	<u>0</u>	<u>0</u>	<u>0</u>	<u>0</u>
--------------------	----------	----------	----------	----------

Note: Fringes budgeted in House Bill 5 except for certain fringes budgeted directly to MoDOT, Highway Patrol, and Conservation.

Est. Fringe	<u>0</u>	<u>0</u>	<u>0</u>	<u>0</u>
--------------------	----------	----------	----------	----------

Note: Fringes budgeted in House Bill 5 except for certain fringes budgeted directly to MoDOT, Highway Patrol, and Conservation.

Other Funds: Federal Surplus Property Fund (0407)

Other Funds: Federal Surplus Property Fund (0407)

2. CORE DESCRIPTION

Pursuant to Section 34.032, RSMo, this appropriation facilitates the transfer of excess funds from the Recycling Program to the Department of Social Services (DSS) to be used by DSS for the heating assistance program pursuant to section 660.100 to 660.135, RSMo.

3. PROGRAM LISTING (list programs included in this core funding)

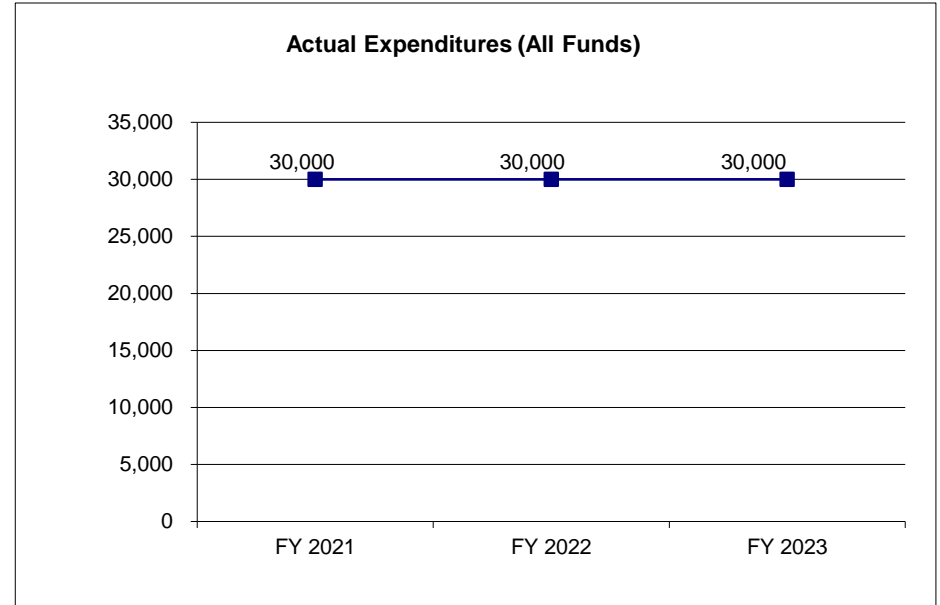
Surplus Property/Recycling

CORE DECISION ITEM

Department	Office of Administration	Budget Unit	<u>31135</u>
Division	Division of General Services		
Core	Surplus Property Recycling Transfer	HB Section	<u>05.115</u>

4. FINANCIAL HISTORY

	FY 2021	FY 2022	FY 2023	FY 2024
	Actual	Actual	Actual	Current Yr.
Appropriation (All Funds)	30,000	30,000	30,000	30,000
Less Reverted (All Funds)	0	0	0	N/A
Less Restricted (All Funds)*	0	0	0	N/A
Budget Authority (All Funds)	30,000	30,000	30,000	N/A
Actual Expenditures (All Funds)	30,000	30,000	30,000	N/A
Unexpended (All Funds)	0	0	0	N/A
Unexpended, by Fund:				
General Revenue	0	0	0	N/A
Federal	0	0	0	N/A
Other	0	0	0	N/A



*Current Year restricted amount is as of _____.

Reverted includes the statutory three percent reserve amount (when applicable).

Restricted includes any Governor's expenditure restrictions which remained at the end of the fiscal year (when applicable).

NOTES:

CORE RECONCILIATION DETAIL

**STATE
RECYCLING FUNDS TRANSFER**

5. CORE RECONCILIATION DETAIL

	Budget Class	FTE	GR	Federal	Other	Total	Explanation
TAFP AFTER VETOES							
	TRF	0.00	0	0	30,000	30,000	
	Total	0.00	0	0	30,000	30,000	
DEPARTMENT CORE REQUEST							
	TRF	0.00	0	0	30,000	30,000	
	Total	0.00	0	0	30,000	30,000	
GOVERNOR'S RECOMMENDED CORE							
	TRF	0.00	0	0	30,000	30,000	
	Total	0.00	0	0	30,000	30,000	

DECISION ITEM SUMMARY

Budget Unit								
Decision Item	FY 2023	FY 2023	FY 2024	FY 2024	FY 2025	FY 2025	FY 2025	FY 2025
Budget Object Summary	ACTUAL	ACTUAL	BUDGET	BUDGET	DEPT REQ	DEPT REQ	GOV REC	GOV REC
Fund	DOLLAR	FTE	DOLLAR	FTE	DOLLAR	FTE	DOLLAR	FTE
RECYCLING FUNDS TRANSFER								
CORE								
FUND TRANSFERS								
FEDERAL SURPLUS PROPERTY	30,000	0.00	30,000	0.00	30,000	0.00	30,000	0.00
TOTAL - TRF	30,000	0.00	30,000	0.00	30,000	0.00	30,000	0.00
TOTAL	30,000	0.00	30,000	0.00	30,000	0.00	30,000	0.00
GRAND TOTAL	\$30,000	0.00	\$30,000	0.00	\$30,000	0.00	\$30,000	0.00

DECISION ITEM DETAIL

Budget Unit	FY 2023	FY 2023	FY 2024	FY 2024	FY 2025	FY 2025	FY 2025	FY 2025
Decision Item	ACTUAL	ACTUAL	BUDGET	BUDGET	DEPT REQ	DEPT REQ	GOV REC	GOV REC
Budget Object Class	DOLLAR	FTE	DOLLAR	FTE	DOLLAR	FTE	DOLLAR	FTE
RECYCLING FUNDS TRANSFER								
CORE								
TRANSFERS OUT	30,000	0.00	30,000	0.00	30,000	0.00	30,000	0.00
TOTAL - TRF	30,000	0.00	30,000	0.00	30,000	0.00	30,000	0.00
GRAND TOTAL	\$30,000	0.00	\$30,000	0.00	\$30,000	0.00	\$30,000	0.00
GENERAL REVENUE	\$0	0.00	\$0	0.00	\$0	0.00	\$0	0.00
FEDERAL FUNDS	\$0	0.00	\$0	0.00	\$0	0.00	\$0	0.00
OTHER FUNDS	\$30,000	0.00	\$30,000	0.00	\$30,000	0.00	\$30,000	0.00

CORE DECISION ITEM

Department	Office of Administration	Budget Unit	<u>31140 & 31145</u>
Division	Division of General Services		
Core	Surplus Property Proceeds/Transfer	HB Section	<u>05.120 & 05.125</u>

1. CORE FINANCIAL SUMMARY

	FY 2025 Budget Request					FY 2025 Governor's Recommendation			
	GR	Federal	Other	Total		GR	Federal	Other	Total
PS	0	0	0	0	PS	0	0	0	0
EE	0	0	41,794	41,794	EE	0	0	41,794	41,794
PSD	0	0	258,100	258,100	PSD	0	0	258,100	258,100
TRF	0	0	3,000,000	3,000,000	TRF	0	0	3,000,000	3,000,000
Total	0	0	3,299,894	3,299,894	Total	0	0	3,299,894	3,299,894
FTE	0.00	0.00	0.00	0.00	FTE	0.00	0.00	0.00	0.00

Est. Fringe	0	0	0	0
--------------------	---	---	---	---

Note: Fringes budgeted in House Bill 5 except for certain fringes budgeted directly to MoDOT, Highway Patrol, and Conservation.

Est. Fringe	0	0	0	0
--------------------	---	---	---	---

Note: Fringes budgeted in House Bill 5 except for certain fringes budgeted directly to MoDOT, Highway Patrol, and Conservation.

Other Funds: Proceeds of Surplus Property Sales Fund (0710)

Other Funds: Proceeds of Surplus Property Sales Fund (0710)

2. CORE DESCRIPTION

To pay the costs of conducting state surplus property sales. Expenses for state surplus property operations include auction fees, advertising, and travel expenses. In addition, reimbursement is made for use of office space and equipment. Additionally, state surplus property proceeds are transferred to the state fund or quasi-governmental entity from which the property was originally purchased.

3. PROGRAM LISTING (list programs included in this core funding)

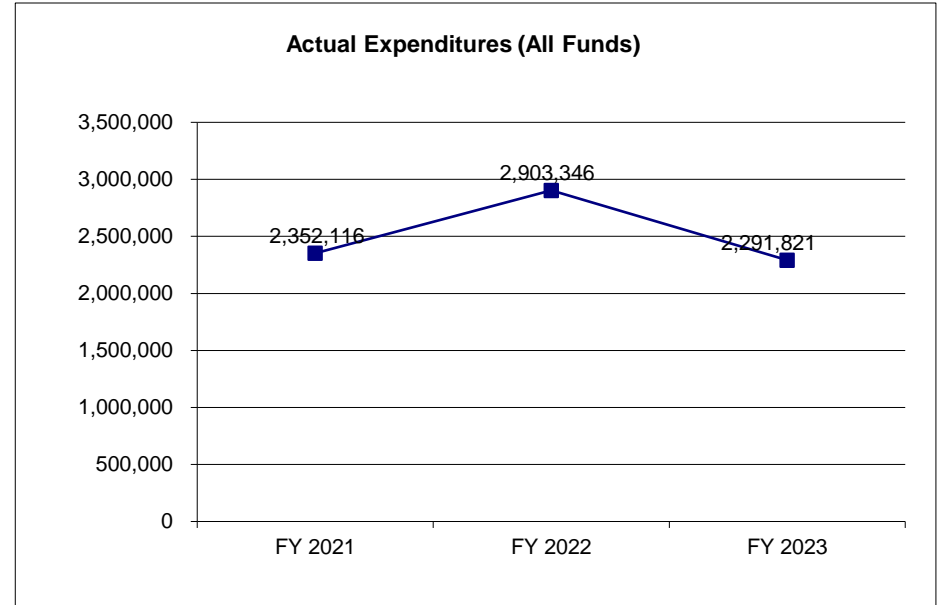
State Surplus Property

CORE DECISION ITEM

Department	Office of Administration	Budget Unit	31140 & 31145
Division	Division of General Services		
Core	Surplus Property Proceeds/Transfer	HB Section	05.120 & 05.125

4. FINANCIAL HISTORY

	FY 2021	FY 2022	FY 2023	FY 2024
	Actual	Actual	Actual	Current Yr.
Appropriation (All Funds)	3,299,894	3,299,894	3,299,894	3,299,894
Less Reverted (All Funds)	0	0	0	N/A
Less Restricted (All Funds)*	0	0	0	N/A
Budget Authority (All Funds)	3,299,894	3,299,894	3,299,894	N/A
Actual Expenditures (All Funds)	2,352,116	2,903,346	2,291,821	N/A
Unexpended (All Funds)	947,778	396,548	1,008,073	N/A
Unexpended, by Fund:				
General Revenue	0	0	0	N/A
Federal	0	0	0	N/A
Other	947,778	396,548	1,008,073	N/A



*Current Year restricted amount is as of _____.

Reverted includes the statutory three percent reserve amount (when applicable).

Restricted includes any Governor's expenditure restrictions which remained at the end of the fiscal year (when applicable).

NOTES:

CORE RECONCILIATION DETAIL

STATE
SURPLUS PROPERTY SALE PROCEED

5. CORE RECONCILIATION DETAIL

	Budget Class	FTE	GR	Federal	Other	Total	Explanation
TAFP AFTER VETOES							
	EE	0.00	0	0	41,794	41,794	
	PD	0.00	0	0	258,100	258,100	
	Total	0.00	0	0	299,894	299,894	
DEPARTMENT CORE REQUEST							
	EE	0.00	0	0	41,794	41,794	
	PD	0.00	0	0	258,100	258,100	
	Total	0.00	0	0	299,894	299,894	
GOVERNOR'S RECOMMENDED CORE							
	EE	0.00	0	0	41,794	41,794	
	PD	0.00	0	0	258,100	258,100	
	Total	0.00	0	0	299,894	299,894	

CORE RECONCILIATION DETAIL

**STATE
SURPLUS PROPERTY SALE FUND-TRF**

5. CORE RECONCILIATION DETAIL

	Budget Class	FTE	GR	Federal	Other	Total	Explanation
TAFP AFTER VETOES							
	TRF	0.00	0	0	3,000,000	3,000,000	
	Total	0.00	0	0	3,000,000	3,000,000	
DEPARTMENT CORE REQUEST							
	TRF	0.00	0	0	3,000,000	3,000,000	
	Total	0.00	0	0	3,000,000	3,000,000	
GOVERNOR'S RECOMMENDED CORE							
	TRF	0.00	0	0	3,000,000	3,000,000	
	Total	0.00	0	0	3,000,000	3,000,000	

DECISION ITEM SUMMARY

Budget Unit								
Decision Item	FY 2023	FY 2023	FY 2024	FY 2024	FY 2025	FY 2025	FY 2025	FY 2025
Budget Object Summary	ACTUAL	ACTUAL	BUDGET	BUDGET	DEPT REQ	DEPT REQ	GOV REC	GOV REC
Fund	DOLLAR	FTE	DOLLAR	FTE	DOLLAR	FTE	DOLLAR	FTE
SURPLUS PROPERTY SALE PROCEED								
CORE								
EXPENSE & EQUIPMENT								
PROCEEDS OF SURPLUS PROPERTY	13,770	0.00	41,794	0.00	41,794	0.00	41,794	0.00
TOTAL - EE	13,770	0.00	41,794	0.00	41,794	0.00	41,794	0.00
PROGRAM-SPECIFIC								
PROCEEDS OF SURPLUS PROPERTY	0	0.00	258,100	0.00	258,100	0.00	258,100	0.00
TOTAL - PD	0	0.00	258,100	0.00	258,100	0.00	258,100	0.00
TOTAL	13,770	0.00	299,894	0.00	299,894	0.00	299,894	0.00
GRAND TOTAL	\$13,770	0.00	\$299,894	0.00	\$299,894	0.00	\$299,894	0.00

DECISION ITEM SUMMARY

Budget Unit								
Decision Item	FY 2023	FY 2023	FY 2024	FY 2024	FY 2025	FY 2025	FY 2025	FY 2025
Budget Object Summary	ACTUAL	ACTUAL	BUDGET	BUDGET	DEPT REQ	DEPT REQ	GOV REC	GOV REC
Fund	DOLLAR	FTE	DOLLAR	FTE	DOLLAR	FTE	DOLLAR	FTE
SURPLUS PROPERTY SALE FUND-TRF								
CORE								
FUND TRANSFERS								
PROCEEDS OF SURPLUS PROPERTY	2,278,051	0.00	3,000,000	0.00	3,000,000	0.00	3,000,000	0.00
TOTAL - TRF	2,278,051	0.00	3,000,000	0.00	3,000,000	0.00	3,000,000	0.00
TOTAL	2,278,051	0.00	3,000,000	0.00	3,000,000	0.00	3,000,000	0.00
GRAND TOTAL	\$2,278,051	0.00	\$3,000,000	0.00	\$3,000,000	0.00	\$3,000,000	0.00

DECISION ITEM DETAIL

Budget Unit	FY 2023	FY 2023	FY 2024	FY 2024	FY 2025	FY 2025	FY 2025	FY 2025
Decision Item	ACTUAL	ACTUAL	BUDGET	BUDGET	DEPT REQ	DEPT REQ	GOV REC	GOV REC
Budget Object Class	DOLLAR	FTE	DOLLAR	FTE	DOLLAR	FTE	DOLLAR	FTE
SURPLUS PROPERTY SALE PROCEED								
CORE								
TRAVEL, IN-STATE	0	0.00	369	0.00	369	0.00	369	0.00
SUPPLIES	307	0.00	1,425	0.00	1,425	0.00	1,425	0.00
PROFESSIONAL SERVICES	4	0.00	5,000	0.00	5,000	0.00	5,000	0.00
M&R SERVICES	95	0.00	100	0.00	100	0.00	100	0.00
EQUIPMENT RENTALS & LEASES	0	0.00	800	0.00	800	0.00	800	0.00
MISCELLANEOUS EXPENSES	13,364	0.00	34,000	0.00	34,000	0.00	34,000	0.00
REBILLABLE EXPENSES	0	0.00	100	0.00	100	0.00	100	0.00
TOTAL - EE	13,770	0.00	41,794	0.00	41,794	0.00	41,794	0.00
PROGRAM DISTRIBUTIONS	0	0.00	258,000	0.00	258,000	0.00	258,000	0.00
REFUNDS	0	0.00	100	0.00	100	0.00	100	0.00
TOTAL - PD	0	0.00	258,100	0.00	258,100	0.00	258,100	0.00
GRAND TOTAL	\$13,770	0.00	\$299,894	0.00	\$299,894	0.00	\$299,894	0.00
GENERAL REVENUE	\$0	0.00	\$0	0.00	\$0	0.00	\$0	0.00
FEDERAL FUNDS	\$0	0.00	\$0	0.00	\$0	0.00	\$0	0.00
OTHER FUNDS	\$13,770	0.00	\$299,894	0.00	\$299,894	0.00	\$299,894	0.00

DECISION ITEM DETAIL

Budget Unit	FY 2023	FY 2023	FY 2024	FY 2024	FY 2025	FY 2025	FY 2025	FY 2025
Decision Item	ACTUAL	ACTUAL	BUDGET	BUDGET	DEPT REQ	DEPT REQ	GOV REC	GOV REC
Budget Object Class	DOLLAR	FTE	DOLLAR	FTE	DOLLAR	FTE	DOLLAR	FTE
SURPLUS PROPERTY SALE FUND-TRF								
CORE								
TRANSFERS OUT	2,278,051	0.00	3,000,000	0.00	3,000,000	0.00	3,000,000	0.00
TOTAL - TRF	2,278,051	0.00	3,000,000	0.00	3,000,000	0.00	3,000,000	0.00
GRAND TOTAL	\$2,278,051	0.00	\$3,000,000	0.00	\$3,000,000	0.00	\$3,000,000	0.00
GENERAL REVENUE	\$0	0.00	\$0	0.00	\$0	0.00	\$0	0.00
FEDERAL FUNDS	\$0	0.00	\$0	0.00	\$0	0.00	\$0	0.00
OTHER FUNDS	\$2,278,051	0.00	\$3,000,000	0.00	\$3,000,000	0.00	\$3,000,000	0.00

PROGRAM DESCRIPTION

Department: Office of Administration

HB Section(s): 5.120, 5.125

Program Name: State Surplus Property Sales Proceeds/Transfer

Program is found in the following core budget(s): Surplus Property

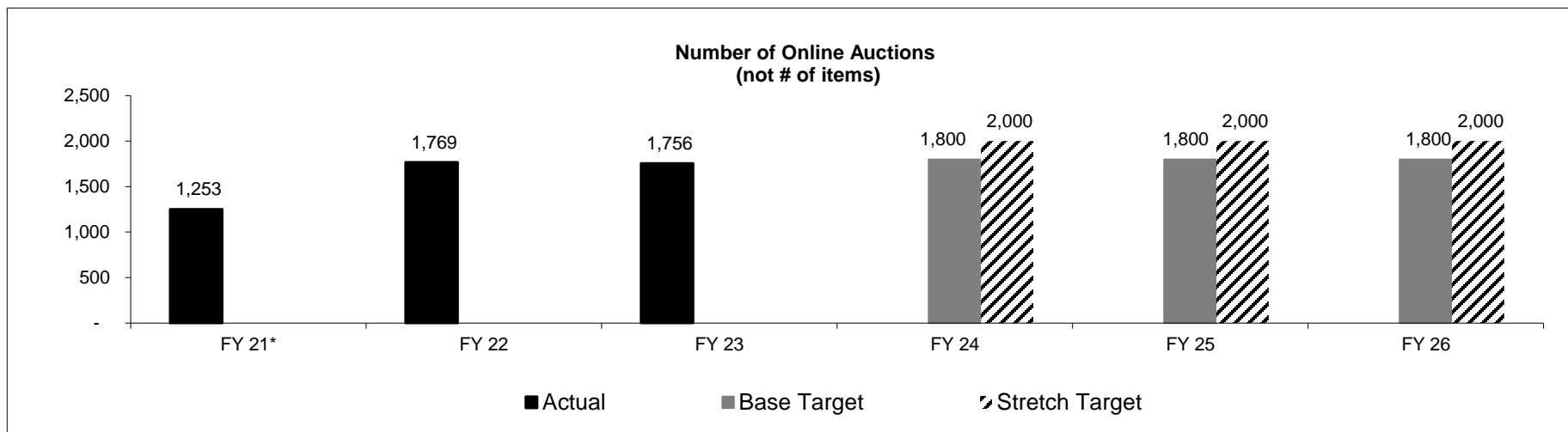
1a. What strategic priority does this program address?

Prioritize the customer experience by offering excellent, low cost services.

1b. What does this program do?

State Surplus Property helps state agencies dispose of excess state property through the use of various disposal methods such as: online public auctions, redistribution to other state agencies or recycling.

2a. Provide an activity measure(s) for the program.



* Decrease in online auctions due to COVID-19 impact.

PROGRAM DESCRIPTION

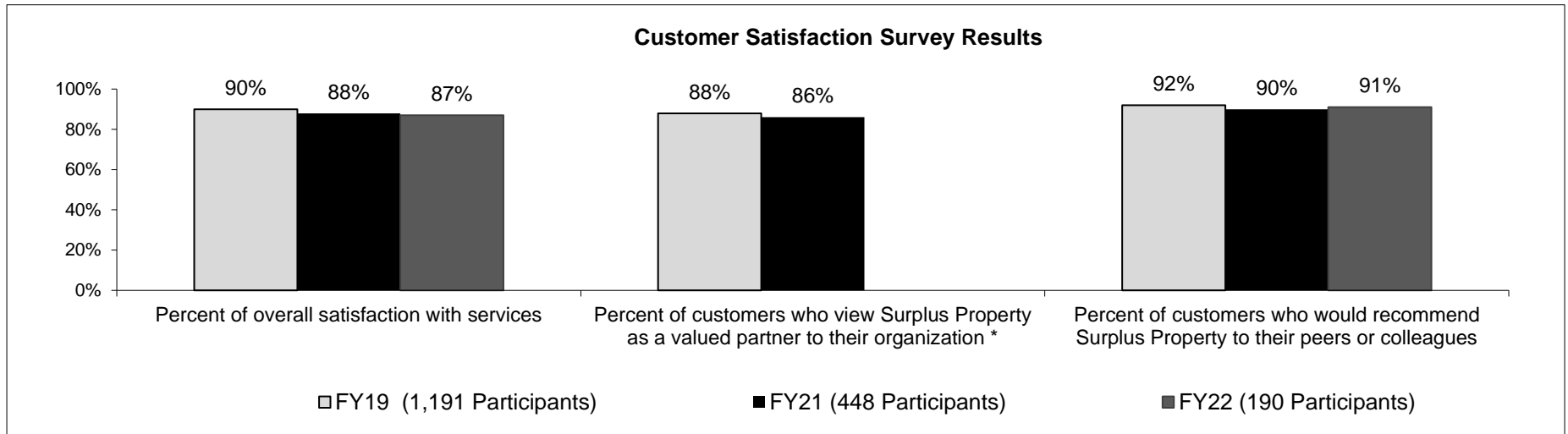
Department: Office of Administration

HB Section(s): 5.120, 5.125

Program Name: State Surplus Property Sales Proceeds/Transfer

Program is found in the following core budget(s): Surplus Property

2b. Provide a measure(s) of the program's quality.



*Question not asked in FY 22.

PROGRAM DESCRIPTION

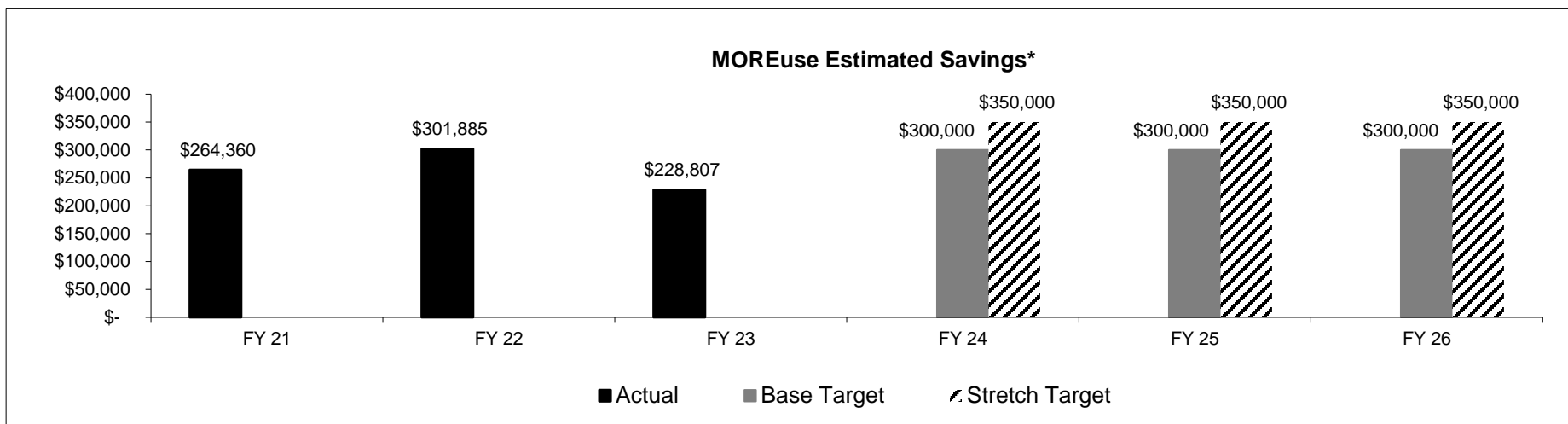
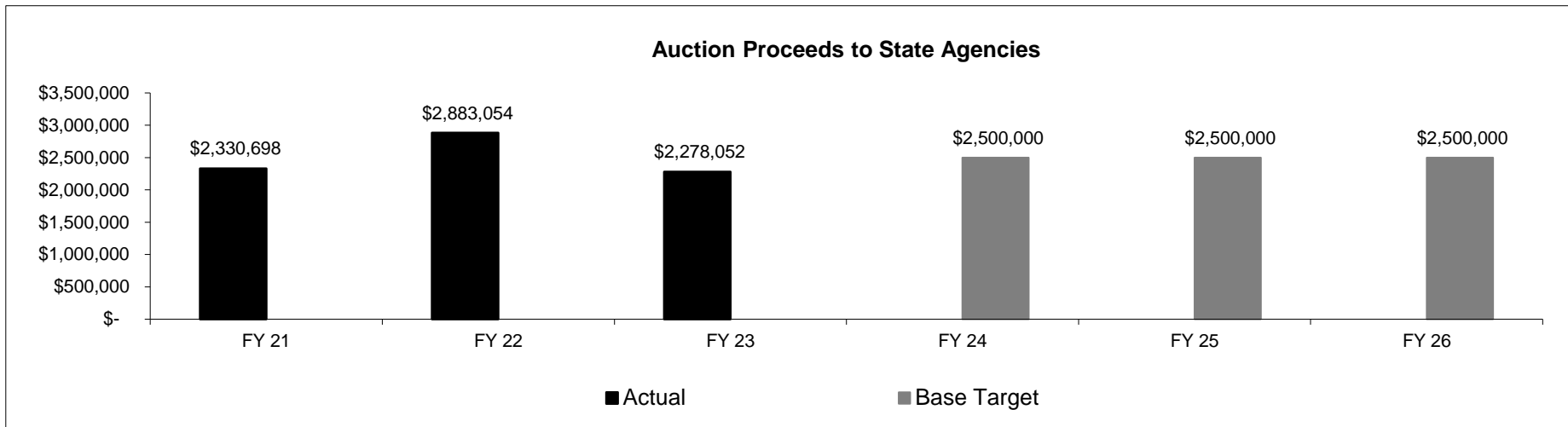
Department: Office of Administration

HB Section(s): 5.120, 5.125

Program Name: State Surplus Property Sales Proceeds/Transfer

Program is found in the following core budget(s): Surplus Property

2c. Provide a measure(s) of the program's impact.



*Redistribution of excess state property between agencies. Savings calculated based on estimates of what new property would have cost.

PROGRAM DESCRIPTION

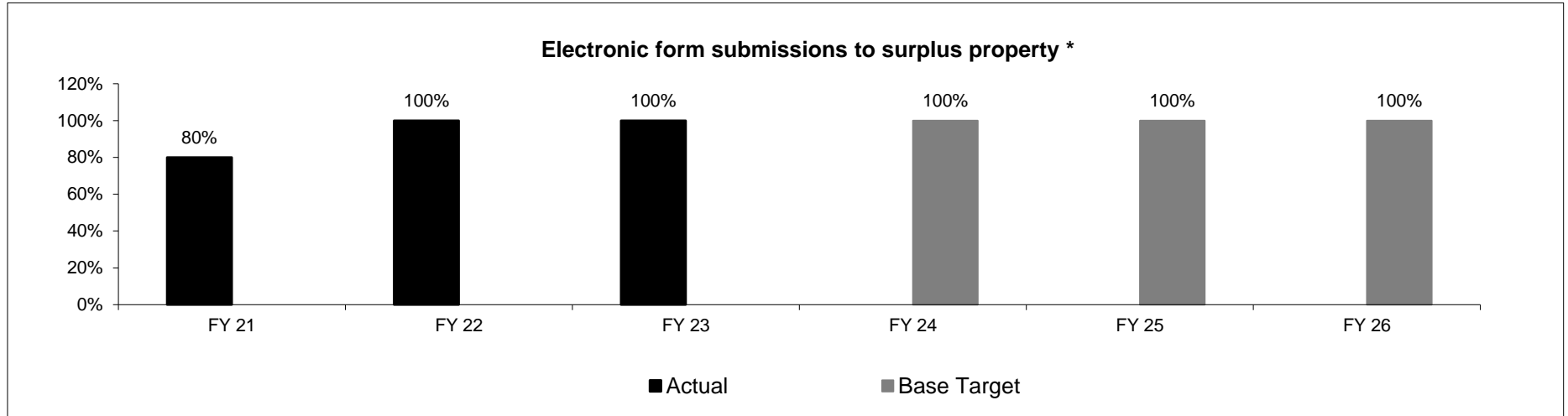
Department: Office of Administration

HB Section(s): 5.120, 5.125

Program Name: State Surplus Property Sales Proceeds/Transfer

Program is found in the following core budget(s): Surplus Property

2d. Provide a measure(s) of the program's efficiency.



* Percentage of electronic form submissions to request disposal of state property.

PROGRAM DESCRIPTION

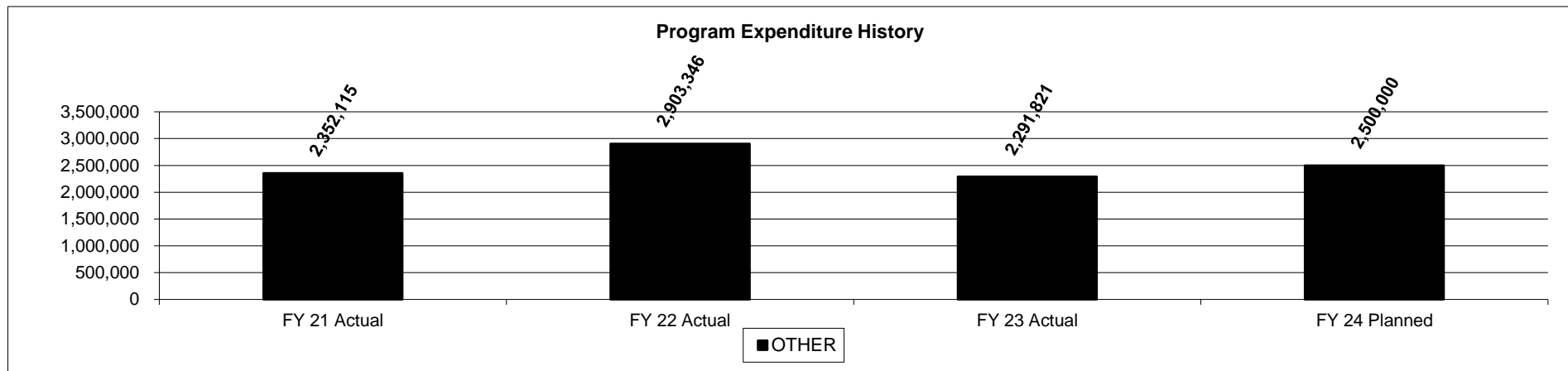
Department: Office of Administration

HB Section(s): 5.120, 5.125

Program Name: State Surplus Property Sales Proceeds/Transfer

Program is found in the following core budget(s): Surplus Property

3. Provide actual expenditures for the prior three fiscal years and planned expenditures for the current fiscal year. (Note: Amounts do not include fringe benefit costs.)



4. What are the sources of the "Other " funds?

Proceeds of Surplus Property Sales Fund (0710)

5. What is the authorization for this program, i.e., federal or state statute, etc.? (Include the federal program number, if applicable.)

Chapter 34, RSMo authorizes Office of Administration to transfer state surplus property. Section 37.090, RSMo, allows for a fund to pay the costs of conducting state surplus property sales and to distribute the monies received in excess of costs to the fund which purchased the items sold. Expenses for state surplus property operations include auction fees, advertising, and travel expenses. In addition, reimbursements are made for personnel, use of office space, and equipment for the state side surplus property and recycling programs.

6. Are there federal matching requirements? If yes, please explain.

No

7. Is this a federally mandated program? If yes, please explain.

No

CORE DECISION ITEM

Department	Office of Administration	Budget Unit	<u>31044</u>
Division	Division of General Services		
Core	Property Preservation Fund Transfer	HB Section	<u>05.130</u>

1. CORE FINANCIAL SUMMARY

	FY 2025 Budget Request			
	GR	Federal	Other	Total
PS	0	0	0	0
EE	0	0	0	0
PSD	0	0	0	0
TRF	0	0	25,000,000	25,000,000
Total	0	0	25,000,000	25,000,000

FTE **0.00 0.00 0.00 0.00**

Est. Fringe	0	0	0	0
--------------------	---	---	---	---

Note: Fringes budgeted in House Bill 5 except for certain fringes budgeted directly to MoDOT, Highway Patrol, and Conservation.

Other Funds: Various (see below)

	FY 2025 Governor's Recommendation			
	GR	Federal	Other	Total
PS	0	0	0	0
EE	0	0	0	0
PSD	0	0	0	0
TRF	0	0	25,000,000	25,000,000
Total	0	0	25,000,000	25,000,000

FTE **0.00 0.00 0.00 0.00**

Est. Fringe	0	0	0	0
--------------------	---	---	---	---

Note: Fringes budgeted in House Bill 5 except for certain fringes budgeted directly to MoDOT, Highway Patrol, and Conservation.

Other Funds: Various (see below)

2. CORE DESCRIPTION

Core request for the purpose of funding the Property Preservation Fund. Transfers are made on an as needed, if needed basis

Other Funds

Fund #	Name	Amount
0124	FACILITIES MAINTENANCE RESERVE	15,000,000
0501	STATE FACILITY MAINT & OPERAT	5,000,000
0505	OA REVOLVING ADMINISTRATIVE TR	5,000,000
Total		25,000,000

3. PROGRAM LISTING (list programs included in this core funding)

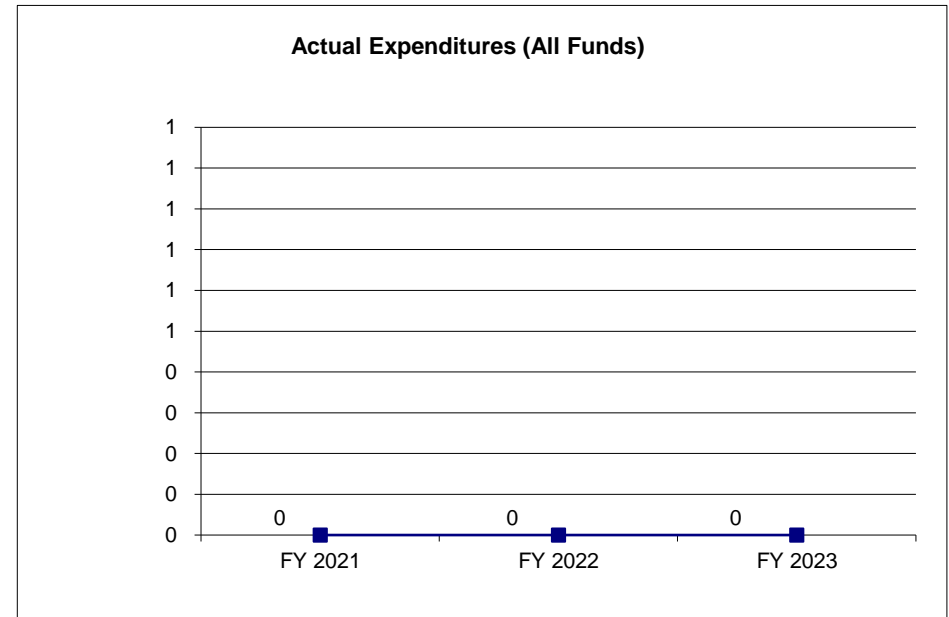
Risk Management

CORE DECISION ITEM

Department	Office of Administration	Budget Unit	<u>31044</u>
Division	Division of General Services		
Core	Property Preservation Fund Transfer	HB Section	<u>05.130</u>

4. FINANCIAL HISTORY

	FY 2021 Actual	FY 2022 Actual	FY 2023 Actual	FY 2024 Current Yr.
Appropriation (All Funds)	25,000,000	25,000,000	25,000,000	25,000,000
Less Reverted (All Funds)	0	0	0	N/A
Less Restricted (All Funds)*	0	0	0	N/A
Budget Authority (All Funds)	25,000,000	25,000,000	25,000,000	N/A
Actual Expenditures (All Funds)	0	0	0	N/A
Unexpended (All Funds)	<u>25,000,000</u>	<u>25,000,000</u>	<u>25,000,000</u>	<u>N/A</u>
Unexpended, by Fund:				
General Revenue	0	0	0	N/A
Federal	0	0	0	N/A
Other	0	0	0	N/A



*Current Year restricted amount is as of _____.

Reverted includes the statutory three percent reserve amount (when applicable).

Restricted includes any Governor's expenditure restrictions which remained at the end of the fiscal year (when applicable).

NOTES:

CORE RECONCILIATION DETAIL

STATE
STATE PROPERTY PRSRVTN TRF

5. CORE RECONCILIATION DETAIL

	Budget Class	FTE	GR	Federal	Other	Total	Explanation
TAFP AFTER VETOES							
	TRF	0.00	0	0	25,000,000	25,000,000	
	Total	0.00	0	0	25,000,000	25,000,000	
DEPARTMENT CORE REQUEST							
	TRF	0.00	0	0	25,000,000	25,000,000	
	Total	0.00	0	0	25,000,000	25,000,000	
GOVERNOR'S RECOMMENDED CORE							
	TRF	0.00	0	0	25,000,000	25,000,000	
	Total	0.00	0	0	25,000,000	25,000,000	

DECISION ITEM SUMMARY

Budget Unit								
Decision Item	FY 2023	FY 2023	FY 2024	FY 2024	FY 2025	FY 2025	FY 2025	FY 2025
Budget Object Summary	ACTUAL	ACTUAL	BUDGET	BUDGET	DEPT REQ	DEPT REQ	GOV REC	GOV REC
Fund	DOLLAR	FTE	DOLLAR	FTE	DOLLAR	FTE	DOLLAR	FTE
STATE PROPERTY PRSRVTN TRF								
CORE								
FUND TRANSFERS								
FACILITIES MAINTENANCE RESERVE	0	0.00	15,000,000	0.00	15,000,000	0.00	15,000,000	0.00
STATE FACILITY MAINT & OPERAT	0	0.00	5,000,000	0.00	5,000,000	0.00	5,000,000	0.00
OA REVOLVING ADMINISTRATIVE TR	0	0.00	5,000,000	0.00	5,000,000	0.00	5,000,000	0.00
TOTAL - TRF	0	0.00	25,000,000	0.00	25,000,000	0.00	25,000,000	0.00
TOTAL	0	0.00	25,000,000	0.00	25,000,000	0.00	25,000,000	0.00
GRAND TOTAL	\$0	0.00	\$25,000,000	0.00	\$25,000,000	0.00	\$25,000,000	0.00

1/19/24 12:30

im_disummary

DECISION ITEM DETAIL

Budget Unit	FY 2023	FY 2023	FY 2024	FY 2024	FY 2025	FY 2025	FY 2025	FY 2025
Decision Item	ACTUAL	ACTUAL	BUDGET	BUDGET	DEPT REQ	DEPT REQ	GOV REC	GOV REC
Budget Object Class	DOLLAR	FTE	DOLLAR	FTE	DOLLAR	FTE	DOLLAR	FTE
STATE PROPERTY PRSRVTN TRF								
CORE								
TRANSFERS OUT	0	0.00	25,000,000	0.00	25,000,000	0.00	25,000,000	0.00
TOTAL - TRF	0	0.00	25,000,000	0.00	25,000,000	0.00	25,000,000	0.00
GRAND TOTAL	\$0	0.00	\$25,000,000	0.00	\$25,000,000	0.00	\$25,000,000	0.00
GENERAL REVENUE	\$0	0.00	\$0	0.00	\$0	0.00	\$0	0.00
FEDERAL FUNDS	\$0	0.00	\$0	0.00	\$0	0.00	\$0	0.00
OTHER FUNDS	\$0	0.00	\$25,000,000	0.00	\$25,000,000	0.00	\$25,000,000	0.00

CORE DECISION ITEM

Department	Office of Administration	Budget Unit	<u>31044</u>
Division	Division of General Services	HB Section	<u>05.135</u>
Core	Property Preservation Fund		

1. CORE FINANCIAL SUMMARY

	FY 2025 Budget Request			
	GR	Federal	Other	Total
PS	0	0	0	0
EE	0	0	0	0
PSD	0	0	25,000,000	25,000,000
TRF	0	0	0	0
Total	0	0	25,000,000	25,000,000
FTE	0.00	0.00	0.00	0.00

	FY 2025 Governor's Recommendation			
	GR	Federal	Other	Total
PS	0	0	0	0
EE	0	0	0	0
PSD	0	0	25,000,000	25,000,000
TRF	0	0	0	0
Total	0	0	25,000,000	25,000,000
FTE	0.00	0.00	0.00	0.00

Est. Fringe	0	0	0	0
--------------------	---	---	---	---

Note: Fringes budgeted in House Bill 5 except for certain fringes budgeted directly to MoDOT, Highway Patrol, and Conservation.

Est. Fringe	0	0	0	0
--------------------	---	---	---	---

Note: Fringes budgeted in House Bill 5 except for certain fringes budgeted directly to MoDOT, Highway Patrol, and Conservation.

Other Funds: State Property Preservation Fund (0128)

Other Funds: State Property Preservation Fund (0128)

2. CORE DESCRIPTION

Core appropriation authority to make payments from the Property Preservation Fund - a self-funded alternative to the purchase of property insurance for bonded state owned or leased facilities. The State of Missouri is required under bond covenants to purchase property insurance for bonded state buildings to protect the bondholders should the assets backing the bonds, the covered buildings, be damaged or destroyed. Prior to the passage of legislation creating the Property Preservation Fund, over 92.5% of the value of all state property was uninsured. The remaining 7.5% was covered by property insurance. The fund was created to provide coverage to named property for purposes of repairing or replacing state-owned or leased property damaged from natural or man-made events. Only if a loss to a covered building occurs would a payment be made. The fund is estimated to save the state over \$1 million annually in insurance costs.

This appropriation would be used to repair or replace certain state-owned or leased property damaged from natural or man-made events. Due to the uncertainty of losses, actual expenditures from the fund may fluctuate significantly from year to year. In any given year there is the risk that a bonded building may be damaged and the state would be liable for the cost to repair or replace the damaged building. Over the past 30 years, there have been only two claims totaling \$281,000 for losses to covered bonded buildings.

CORE DECISION ITEM

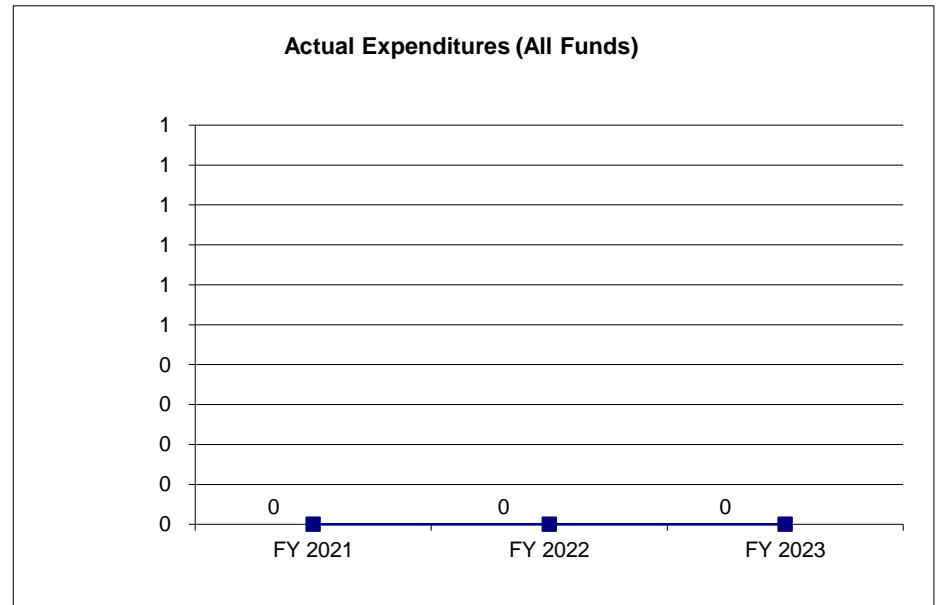
Department	Office of Administration	Budget Unit	<u>31044</u>
Division	Division of General Services	HB Section	<u>05.135</u>
Core	Property Preservation Fund		

3. PROGRAM LISTING (list programs included in this core funding)

Risk Management

4. FINANCIAL HISTORY

	FY 2021 Actual	FY 2022 Actual	FY 2023 Actual	FY 2024 Current Yr.
Appropriation (All Funds)	25,000,000	25,000,000	25,000,000	25,000,000
Less Reverted (All Funds)	0	0	0	N/A
Less Restricted (All Funds)*	0	0	0	N/A
Budget Authority (All Funds)	25,000,000	25,000,000	25,000,000	N/A
Actual Expenditures (All Funds)	0	0	0	N/A
Unexpended (All Funds)	<u>25,000,000</u>	<u>25,000,000</u>	<u>25,000,000</u>	<u>N/A</u>
Unexpended, by Fund:				
General Revenue	0	0	0	N/A
Federal	0	0	0	N/A
Other	25,000,000	25,000,000	25,000,000	N/A



*Current Year restricted amount is as of _____.

Reverted includes the statutory three percent reserve amount (when applicable).

Restricted includes any Governor's expenditure restrictions which remained at the end of the fiscal year (when applicable).

NOTES:

CORE RECONCILIATION DETAIL

STATE
STATE PROPERTY PRSRVTN PMTS

5. CORE RECONCILIATION DETAIL

	Budget Class	FTE	GR	Federal	Other	Total	Explanation
TAFP AFTER VETOES							
	PD	0.00	0	0	25,000,000	25,000,000	
	Total	0.00	0	0	25,000,000	25,000,000	
DEPARTMENT CORE REQUEST							
	PD	0.00	0	0	25,000,000	25,000,000	
	Total	0.00	0	0	25,000,000	25,000,000	
GOVERNOR'S RECOMMENDED CORE							
	PD	0.00	0	0	25,000,000	25,000,000	
	Total	0.00	0	0	25,000,000	25,000,000	

DECISION ITEM SUMMARY

Budget Unit								
Decision Item	FY 2023	FY 2023	FY 2024	FY 2024	FY 2025	FY 2025	FY 2025	FY 2025
Budget Object Summary	ACTUAL	ACTUAL	BUDGET	BUDGET	DEPT REQ	DEPT REQ	GOV REC	GOV REC
Fund	DOLLAR	FTE	DOLLAR	FTE	DOLLAR	FTE	DOLLAR	FTE
STATE PROPERTY PRSRVTN PMTS								
CORE								
PROGRAM-SPECIFIC								
STATE PROPERTY PRESERVATION	0	0.00	25,000,000	0.00	25,000,000	0.00	25,000,000	0.00
TOTAL - PD	0	0.00	25,000,000	0.00	25,000,000	0.00	25,000,000	0.00
TOTAL	0	0.00	25,000,000	0.00	25,000,000	0.00	25,000,000	0.00
GRAND TOTAL	\$0	0.00	\$25,000,000	0.00	\$25,000,000	0.00	\$25,000,000	0.00

DECISION ITEM DETAIL

Budget Unit	FY 2023	FY 2023	FY 2024	FY 2024	FY 2025	FY 2025	FY 2025	FY 2025
Decision Item	ACTUAL	ACTUAL	BUDGET	BUDGET	DEPT REQ	DEPT REQ	GOV REC	GOV REC
Budget Object Class	DOLLAR	FTE	DOLLAR	FTE	DOLLAR	FTE	DOLLAR	FTE
STATE PROPERTY PRSRVTN PMTS								
CORE								
PROGRAM DISTRIBUTIONS	0	0.00	25,000,000	0.00	25,000,000	0.00	25,000,000	0.00
TOTAL - PD	0	0.00	25,000,000	0.00	25,000,000	0.00	25,000,000	0.00
GRAND TOTAL	\$0	0.00	\$25,000,000	0.00	\$25,000,000	0.00	\$25,000,000	0.00
GENERAL REVENUE	\$0	0.00	\$0	0.00	\$0	0.00	\$0	0.00
FEDERAL FUNDS	\$0	0.00	\$0	0.00	\$0	0.00	\$0	0.00
OTHER FUNDS	\$0	0.00	\$25,000,000	0.00	\$25,000,000	0.00	\$25,000,000	0.00

CORE DECISION ITEM

Department	Office of Administration	Budget Unit	<u>31119</u>
Division	General Services		
Core	Rebillable Expenses	HB Section	<u>05.140</u>

1. CORE FINANCIAL SUMMARY

	FY 2025 Budget Request					FY 2025 Governor's Recommendation			
	GR	Federal	Other	Total		GR	Federal	Other	Total
PS	0	0	0	0	PS	0	0	0	0
EE	0	0	15,480,000	15,480,000	EE	0	0	15,480,000	15,480,000
PSD	0	0	0	0	PSD	0	0	0	0
TRF	0	0	0	0	TRF	0	0	0	0
Total	0	0	15,480,000	15,480,000	Total	0	0	15,480,000	15,480,000
FTE	0.00	0.00	0.00	0.00	FTE	0.00	0.00	0.00	0.00

Est. Fringe	0	0	0	0
--------------------	---	---	---	---

Note: Fringes budgeted in House Bill 5 except for certain fringes budgeted directly to MoDOT, Highway Patrol, and Conservation.

Est. Fringe	0	0	0	0
--------------------	---	---	---	---

Note: Fringes budgeted in House Bill 5 except for certain fringes budgeted directly to MoDOT, Highway Patrol, and Conservation.

Other Funds: OA Revolving Administrative Trust Fund (0505)

Other Funds: OA Revolving Administrative Trust Fund (0505)

2. CORE DESCRIPTION

Appropriation authority to purchase required raw materials used in the production of final goods and services to state agencies. State Printing, Vehicle Maintenance, Fleet Management, and Central Mail Services use this revolving fund appropriation to purchase inventory (e.g., paper, parts, fuel, and postage) and obtain outside services to provide products and services to state agencies. This appropriation is also used to purchase goods or services that are rebilled to state agencies, including the cost of vehicles and supporting expenses for the consolidated Jefferson City carpool.

The amount of paper, vehicle parts, postage, fuel, services, or supplies acquired is directly dependent on the level of demand by agencies. Funds appropriated for rebillable expenses is used for the purchase of raw materials or goods placed in inventory for later conversion or sale and for services obtained that are necessary to produce final goods or services. Equipment, maintenance, and rebillable coded expenditures required to produce the final goods or services are paid from this appropriation.

This appropriation is also used to replace property, damaged through the fault of a third party, to the extent recovery is made from the third party or their insurer. This allows state agencies to replace state owned property that is destroyed through the fault of a third party. Also, under Section 37.452, RSMo, agencies are authorized to use credits from the sale of surplus vehicles toward the purchase of new vehicles through this appropriation.

3. PROGRAM LISTING (list programs included in this core funding)

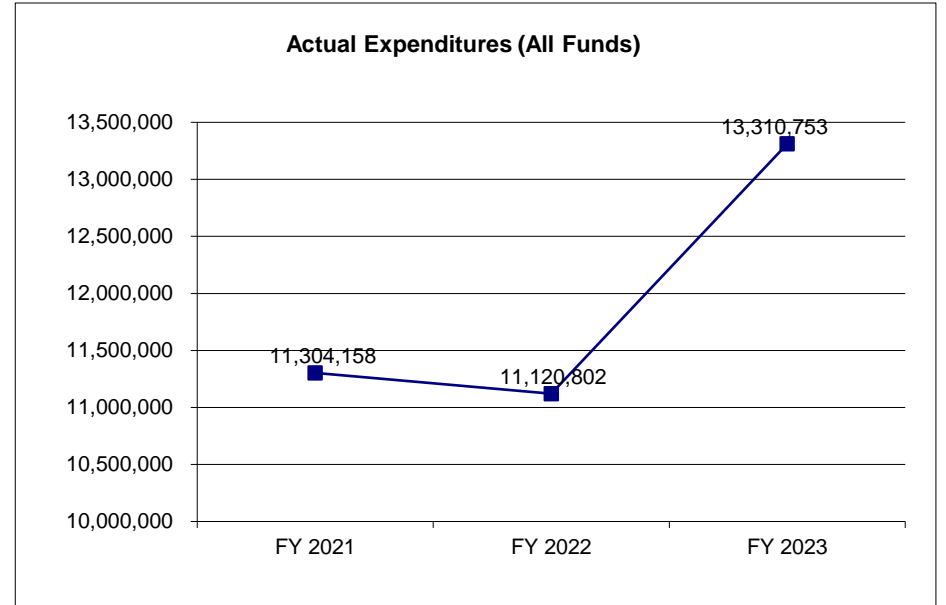
State Printing, Central Mail Service, Fleet Management, Vehicle Maintenance, OA Carpool

CORE DECISION ITEM

Department	Office of Administration	Budget Unit	<u>31119</u>
Division	General Services		
Core	Rebillable Expenses	HB Section	<u>05.140</u>

4. FINANCIAL HISTORY

	FY 2021	FY 2022	FY 2023	FY 2024
	Actual	Actual	Actual	Current Yr.
Appropriation (All Funds)	15,480,000	15,480,000	15,480,000	15,480,000
Less Reverted (All Funds)	0	0	0	N/A
Less Restricted (All Funds)*	0	0	0	N/A
Budget Authority (All Funds)	15,480,000	15,480,000	15,480,000	N/A
Actual Expenditures (All Funds)	11,304,158	11,120,802	13,310,753	N/A
Unexpended (All Funds)	4,175,842	4,359,198	2,169,247	N/A
Unexpended, by Fund:				
General Revenue	0	0	0	N/A
Federal	0	0	0	N/A
Other	4,175,842	4,359,198	2,169,247	N/A



*Current Year restricted amount is as of _____.

Reverted includes the statutory three percent reserve amount (when applicable).

Restricted includes any Governor's expenditure restrictions which remained at the end of the fiscal year (when applicable).

NOTES:

CORE RECONCILIATION DETAIL

**STATE
REBILLABLE EXPENSES**

5. CORE RECONCILIATION DETAIL

	Budget Class	FTE	GR	Federal	Other	Total	Explanation
TAFP AFTER VETOES							
	EE	0.00	0	0	15,480,000	15,480,000	
	Total	0.00	0	0	15,480,000	15,480,000	
DEPARTMENT CORE REQUEST							
	EE	0.00	0	0	15,480,000	15,480,000	
	Total	0.00	0	0	15,480,000	15,480,000	
GOVERNOR'S RECOMMENDED CORE							
	EE	0.00	0	0	15,480,000	15,480,000	
	Total	0.00	0	0	15,480,000	15,480,000	

DECISION ITEM SUMMARY

Budget Unit								
Decision Item	FY 2023	FY 2023	FY 2024	FY 2024	FY 2025	FY 2025	FY 2025	FY 2025
Budget Object Summary	ACTUAL	ACTUAL	BUDGET	BUDGET	DEPT REQ	DEPT REQ	GOV REC	GOV REC
Fund	DOLLAR	FTE	DOLLAR	FTE	DOLLAR	FTE	DOLLAR	FTE
REBILLABLE EXPENSES								
CORE								
EXPENSE & EQUIPMENT								
OA REVOLVING ADMINISTRATIVE TR	12,967,664	0.00	15,480,000	0.00	15,480,000	0.00	15,480,000	0.00
TOTAL - EE	12,967,664	0.00	15,480,000	0.00	15,480,000	0.00	15,480,000	0.00
PROGRAM-SPECIFIC								
OA REVOLVING ADMINISTRATIVE TR	343,089	0.00	0	0.00	0	0.00	0	0.00
TOTAL - PD	343,089	0.00	0	0.00	0	0.00	0	0.00
TOTAL	13,310,753	0.00	15,480,000	0.00	15,480,000	0.00	15,480,000	0.00
GRAND TOTAL	\$13,310,753	0.00	\$15,480,000	0.00	\$15,480,000	0.00	\$15,480,000	0.00

DECISION ITEM DETAIL

Budget Unit	FY 2023	FY 2023	FY 2024	FY 2024	FY 2025	FY 2025	FY 2025	FY 2025
Decision Item	ACTUAL	ACTUAL	BUDGET	BUDGET	DEPT REQ	DEPT REQ	GOV REC	GOV REC
Budget Object Class	DOLLAR	FTE	DOLLAR	FTE	DOLLAR	FTE	DOLLAR	FTE
REBILLABLE EXPENSES								
CORE								
M&R SERVICES	53,709	0.00	10,000	0.00	10,000	0.00	10,000	0.00
MOTORIZED EQUIPMENT	122,233	0.00	500,000	0.00	500,000	0.00	500,000	0.00
OTHER EQUIPMENT	864,673	0.00	1,055,000	0.00	1,055,000	0.00	1,055,000	0.00
REBILLABLE EXPENSES	11,927,049	0.00	13,915,000	0.00	13,915,000	0.00	13,915,000	0.00
TOTAL - EE	12,967,664	0.00	15,480,000	0.00	15,480,000	0.00	15,480,000	0.00
DEBT SERVICE	343,089	0.00	0	0.00	0	0.00	0	0.00
TOTAL - PD	343,089	0.00	0	0.00	0	0.00	0	0.00
GRAND TOTAL	\$13,310,753	0.00	\$15,480,000	0.00	\$15,480,000	0.00	\$15,480,000	0.00
GENERAL REVENUE	\$0	0.00	\$0	0.00	\$0	0.00	\$0	0.00
FEDERAL FUNDS	\$0	0.00	\$0	0.00	\$0	0.00	\$0	0.00
OTHER FUNDS	\$13,310,753	0.00	\$15,480,000	0.00	\$15,480,000	0.00	\$15,480,000	0.00

CORE DECISION ITEM

Department	Office of Administration	Budget Unit	<u>31122</u>
Division	Division of General Services	HB Section	<u>05.145</u>
Core	Legal Expense Fund Transfer		

1. CORE FINANCIAL SUMMARY

	FY 2025 Budget Request			
	GR	Federal	Other	Total
PS	0	0	0	0
EE	0	0	0	0
PSD	0	0	0	0
TRF	18,625,000	0	15,000,000	33,625,000
Total	18,625,000	0	15,000,000	33,625,000
FTE	0.00	0.00	0.00	0.00

	FY 2025 Governor's Recommendation			
	GR	Federal	Other	Total
PS	0	0	0	0
EE	0	0	0	0
PSD	0	0	0	0
TRF	18,625,000	0	15,000,000	33,625,000
Total	18,625,000	0	15,000,000	33,625,000
FTE	0.00	0.00	0.00	0.00

Est. Fringe	0	0	0	0
--------------------	---	---	---	---

Note: Fringes budgeted in House Bill 5 except for certain fringes budgeted directly to MoDOT, Highway Patrol, and Conservation.

Est. Fringe	0	0	0	0
--------------------	---	---	---	---

Note: Fringes budgeted in House Bill 5 except for certain fringes budgeted directly to MoDOT, Highway Patrol, and Conservation.

Other Funds: Various (see below)

Other Funds: Various (see below)

2. CORE DESCRIPTION

Appropriation to fund transfers to the State Legal Expense Fund on an as needed basis for the payment of claims, premiums, and expenses as provided by Sections 105.711 et seq., RSMo. Expenditures from the Legal Expense Fund vary widely from year to year.

Federal & Other Funds

Fund #	Fund Name	Amount
0505	OA REVOLVING ADMINISTRATIVE TR	17,435
0614	SOIL AND WATER SALES TAX	10,000
0613	PARKS SALES TAX	100,000
0609	CONSERVATION COMMISSION	130,000
0407	FEDERAL SURPLUS PROPERTY	5,000,000
0644	STATE HWYS AND TRANS DEPT	9,742,565
Total		15,000,000

3. PROGRAM LISTING (list programs included in this core funding)

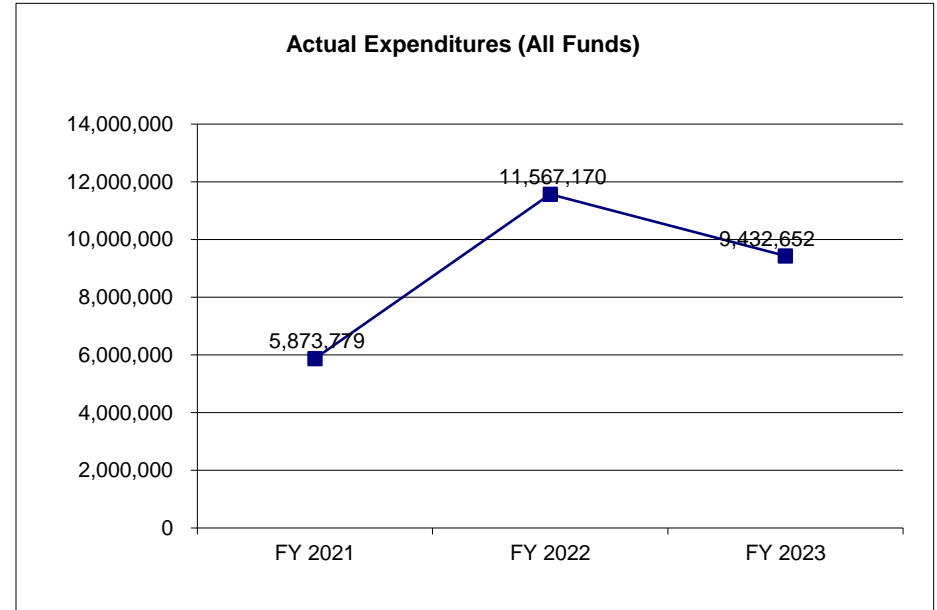
Risk Management

CORE DECISION ITEM

Department	Office of Administration	Budget Unit	<u>31122</u>
Division	Division of General Services	HB Section	<u>05.145</u>
Core	Legal Expense Fund Transfer		

4. FINANCIAL HISTORY

	<u>FY 2021</u>	<u>FY 2022</u>	<u>FY 2023</u>	<u>FY 2024</u>
	<u>Actual</u>	<u>Actual</u>	<u>Actual</u>	<u>Current Yr.</u>
Appropriation (All Funds)	33,625,000	33,625,000	33,625,000	33,625,000
Less Reverted (All Funds)	(292,277)	(292,277)	(292,277)	N/A
Less Restricted (All Funds)*	0	0	0	N/A
Budget Authority (All Funds)	33,332,723	33,332,723	33,332,723	N/A
Actual Expenditures (All Funds)	5,873,779	11,567,170	9,432,652	N/A
Unexpended (All Funds)	27,458,944	21,765,553	23,900,071	N/A
Unexpended, by Fund:				
General Revenue	13,197,707	7,978,401	9,784,714	N/A
Federal	0	0	0	N/A
Other	14,261,237	13,787,152	14,115,357	N/A



*Current Year restricted amount is as of _____.

Reverted includes the statutory three percent reserve amount (when applicable).

Restricted includes any Governor's expenditure restrictions which remained at the end of the fiscal year (when applicable).

NOTES:

CORE RECONCILIATION DETAIL

**STATE
LEGAL EXPENSE FUND-TRANSFER**

5. CORE RECONCILIATION DETAIL

	Budget Class	FTE	GR	Federal	Other	Total	Explanation
TAFP AFTER VETOES							
	TRF	0.00	18,625,000	0	15,000,000	33,625,000	
	Total	0.00	18,625,000	0	15,000,000	33,625,000	
DEPARTMENT CORE REQUEST							
	TRF	0.00	18,625,000	0	15,000,000	33,625,000	
	Total	0.00	18,625,000	0	15,000,000	33,625,000	
GOVERNOR'S RECOMMENDED CORE							
	TRF	0.00	18,625,000	0	15,000,000	33,625,000	
	Total	0.00	18,625,000	0	15,000,000	33,625,000	

DECISION ITEM SUMMARY

Budget Unit								
Decision Item	FY 2023	FY 2023	FY 2024	FY 2024	FY 2025	FY 2025	FY 2025	FY 2025
Budget Object Summary	ACTUAL	ACTUAL	BUDGET	BUDGET	DEPT REQ	DEPT REQ	GOV REC	GOV REC
Fund	DOLLAR	FTE	DOLLAR	FTE	DOLLAR	FTE	DOLLAR	FTE
LEGAL EXPENSE FUND-TRANSFER								
CORE								
FUND TRANSFERS								
GENERAL REVENUE	8,840,286	0.00	18,625,000	0.00	18,625,000	0.00	18,625,000	0.00
FEDERAL SURPLUS PROPERTY	0	0.00	5,000,000	0.00	5,000,000	0.00	5,000,000	0.00
MO VETERANS HOMES	104,000	0.00	0	0.00	0	0.00	0	0.00
OA REVOLVING ADMINISTRATIVE TR	0	0.00	17,435	0.00	17,435	0.00	17,435	0.00
CONSERVATION COMMISSION	47,073	0.00	130,000	0.00	130,000	0.00	130,000	0.00
PARKS SALES TAX	148,431	0.00	100,000	0.00	100,000	0.00	100,000	0.00
SOIL AND WATER SALES TAX	5,256	0.00	10,000	0.00	10,000	0.00	10,000	0.00
STATE HWYS AND TRANS DEPT	287,606	0.00	9,742,565	0.00	9,742,565	0.00	9,742,565	0.00
TOTAL - TRF	9,432,652	0.00	33,625,000	0.00	33,625,000	0.00	33,625,000	0.00
TOTAL	9,432,652	0.00	33,625,000	0.00	33,625,000	0.00	33,625,000	0.00
GRAND TOTAL	\$9,432,652	0.00	\$33,625,000	0.00	\$33,625,000	0.00	\$33,625,000	0.00

DECISION ITEM DETAIL

Budget Unit	FY 2023	FY 2023	FY 2024	FY 2024	FY 2025	FY 2025	FY 2025	FY 2025
Decision Item	ACTUAL	ACTUAL	BUDGET	BUDGET	DEPT REQ	DEPT REQ	GOV REC	GOV REC
Budget Object Class	DOLLAR	FTE	DOLLAR	FTE	DOLLAR	FTE	DOLLAR	FTE
LEGAL EXPENSE FUND-TRANSFER								
CORE								
TRANSFERS OUT	9,432,652	0.00	33,625,000	0.00	33,625,000	0.00	33,625,000	0.00
TOTAL - TRF	9,432,652	0.00	33,625,000	0.00	33,625,000	0.00	33,625,000	0.00
GRAND TOTAL	\$9,432,652	0.00	\$33,625,000	0.00	\$33,625,000	0.00	\$33,625,000	0.00
GENERAL REVENUE	\$8,840,286	0.00	\$18,625,000	0.00	\$18,625,000	0.00	\$18,625,000	0.00
FEDERAL FUNDS	\$0	0.00	\$0	0.00	\$0	0.00	\$0	0.00
OTHER FUNDS	\$592,366	0.00	\$15,000,000	0.00	\$15,000,000	0.00	\$15,000,000	0.00

CORE DECISION ITEM

Department Office of Administration		Budget Unit	31124
Division	General Services		
Core	OA Legal Expense Fund Transfer	HB Section	5.150

1. CORE FINANCIAL SUMMARY

	FY 2025 Budget Request					FY 2025 Governor's Recommendation			
	GR	Federal	Other	Total		GR	Federal	Other	Total
PS	0	0	0	0	PS	0	0	0	0
EE	0	0	0	0	EE	0	0	0	0
PSD	0	0	0	0	PSD	0	0	0	0
TRF	1	0	0	1	TRF	1	0	0	1
Total	1	0	0	1	Total	1	0	0	1
FTE	0.00	0.00	0.00	0.00	FTE	0.00	0.00	0.00	0.00

Est. Fringe	0	0	0	0
--------------------	---	---	---	---

Note: Fringes budgeted in House Bill 5 except for certain fringes budgeted directly to MoDOT, Highway Patrol, and Conservation.

Est. Fringe	0	0	0	0
--------------------	---	---	---	---

Note: Fringes budgeted in House Bill 5 except for certain fringes budgeted directly to MoDOT, Highway Patrol, and Conservation.

Other Funds:

Other Funds:

2. CORE DESCRIPTION

In FY 2018 the General Assembly appropriated \$1 for transfer from the Department's core budget to the State Legal Expense Fund for the payment of claims, premiums, and expenses provided by Section 105.711 through Section 105.726, RSMo. In order to fund such expenses, the General Assembly also authorized three percent flexibility from the Department's operating budget into the \$1 transfer appropriation.

3. PROGRAM LISTING (list programs included in this core funding)

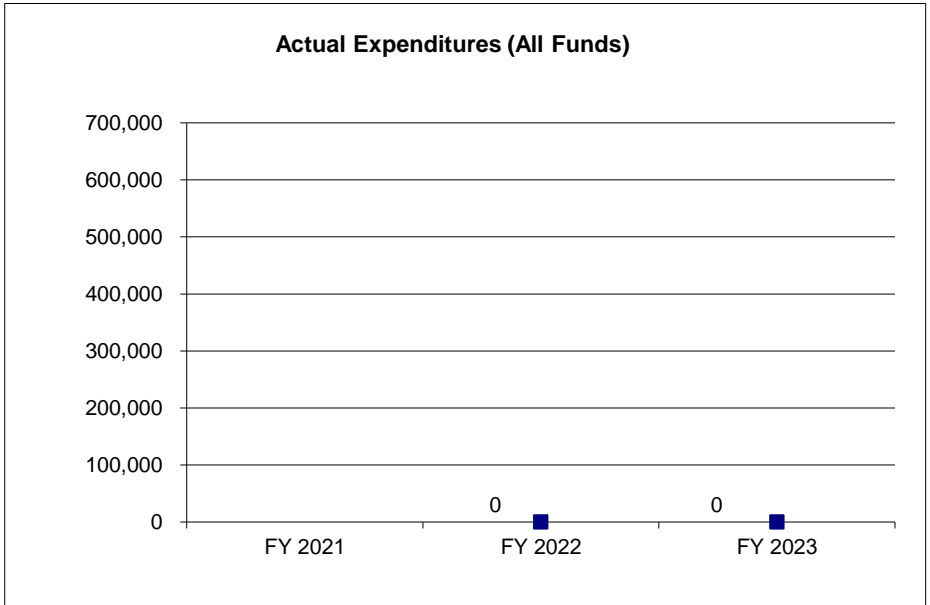
N/A

CORE DECISION ITEM

Department Office of Administration		Budget Unit	<u>31124</u>
Division	General Services		
Core	OA Legal Expense Fund Transfer	HB Section	<u>5.150</u>

4. FINANCIAL HISTORY

	FY 2021 Actual	FY 2022 Actual	FY 2023 Actual	FY 2024 Current Yr.
Appropriation (All Funds)	1	1	1	1
Less Reverted (All Funds)	0	0	0	0
Less Restricted (All Funds)*	0	0	0	0
Budget Authority (All Funds)	<u>1</u>	<u>1</u>	<u>1</u>	<u>1</u>
Actual Expenditures (All Funds)	<u>0</u>	<u>0</u>	<u>0</u>	N/A
Unexpended (All Funds)	<u><u>1</u></u>	<u><u>1</u></u>	<u><u>1</u></u>	<u><u>N/A</u></u>
Unexpended, by Fund:				
General Revenue	1	1	1	N/A
Federal	0	0	0	N/A
Other	0	0	0	N/A



*Restricted amount is as of ____

Reverted includes the statutory three-percent reserve amount (when applicable).
 Restricted includes any Governor's Expenditure Restrictions which remained at the end of the fiscal year (when applicable).

NOTES:

CORE RECONCILIATION DETAIL

STATE
OA LEGAL EXPENSE FUND TRF

5. CORE RECONCILIATION DETAIL

	Budget Class	FTE	GR	Federal	Other	Total	Explanation
TAFP AFTER VETOES							
	TRF	0.00	1	0	0	1	
	Total	0.00	1	0	0	1	
DEPARTMENT CORE REQUEST							
	TRF	0.00	1	0	0	1	
	Total	0.00	1	0	0	1	
GOVERNOR'S RECOMMENDED CORE							
	TRF	0.00	1	0	0	1	
	Total	0.00	1	0	0	1	

DECISION ITEM SUMMARY

Budget Unit								
Decision Item	FY 2023	FY 2023	FY 2024	FY 2024	FY 2025	FY 2025	FY 2025	FY 2025
Budget Object Summary	ACTUAL	ACTUAL	BUDGET	BUDGET	DEPT REQ	DEPT REQ	GOV REC	GOV REC
Fund	DOLLAR	FTE	DOLLAR	FTE	DOLLAR	FTE	DOLLAR	FTE
OA LEGAL EXPENSE FUND TRF								
CORE								
FUND TRANSFERS								
GENERAL REVENUE	0	0.00	1	0.00	1	0.00	1	0.00
TOTAL - TRF	0	0.00	1	0.00	1	0.00	1	0.00
TOTAL	0	0.00	1	0.00	1	0.00	1	0.00
GRAND TOTAL	\$0	0.00	\$1	0.00	\$1	0.00	\$1	0.00

DECISION ITEM DETAIL

Budget Unit	FY 2023	FY 2023	FY 2024	FY 2024	FY 2025	FY 2025	FY 2025	FY 2025
Decision Item	ACTUAL	ACTUAL	BUDGET	BUDGET	DEPT REQ	DEPT REQ	GOV REC	GOV REC
Budget Object Class	DOLLAR	FTE	DOLLAR	FTE	DOLLAR	FTE	DOLLAR	FTE
OA LEGAL EXPENSE FUND TRF								
CORE								
TRANSFERS OUT	0	0.00	1	0.00	1	0.00	1	0.00
TOTAL - TRF	0	0.00	1	0.00	1	0.00	1	0.00
GRAND TOTAL	\$0	0.00	\$1	0.00	\$1	0.00	\$1	0.00
GENERAL REVENUE	\$0	0.00	\$1	0.00	\$1	0.00	\$1	0.00
FEDERAL FUNDS	\$0	0.00	\$0	0.00	\$0	0.00	\$0	0.00
OTHER FUNDS	\$0	0.00	\$0	0.00	\$0	0.00	\$0	0.00

CORE DECISION ITEM

Department	Office of Administration	Budget Unit	<u>31123</u>
Division	Division of General Services	HB Section	<u>05.155</u>
Core	Legal Expense Fund		

1. CORE FINANCIAL SUMMARY

	FY 2025 Budget Request			
	GR	Federal	Other	Total
PS	0	0	0	0
EE	0	0	99,500,229	99,500,229
PSD	0	0	500,000	500,000
TRF	0	0	0	0
Total	0	0	100,000,229	100,000,229
FTE	0.00	0.00	0.00	0.00

Est. Fringe	0	0	0	0
--------------------	---	---	---	---

Note: Fringes budgeted in House Bill 5 except for certain fringes budgeted directly to MoDOT, Highway Patrol, and Conservation.

Other Funds: State Legal Expense Fund (0692)

	FY 2025 Governor's Recommendation			
	GR	Federal	Other	Total
PS	0	0	0	0
EE	0	0	99,500,229	99,500,229
PSD	0	0	500,000	500,000
TRF	0	0	0	0
Total	0	0	100,000,229	100,000,229
FTE	0.00	0.00	0.00	0.00

Est. Fringe	0	0	0	0
--------------------	---	---	---	---

Note: Fringes budgeted in House Bill 5 except for certain fringes budgeted directly to MoDOT, Highway Patrol, and Conservation.

Other Funds: State Legal Expense Fund (0692)

2. CORE DESCRIPTION

Core appropriation from the State Legal Expense Fund, a self-funded program established under Section 105.711 et seq., RSMo to pay liability claims against the state, its officers, or employees and related defense costs and to purchase certain insurance when deemed necessary. Expenditures from the Legal Expense Fund vary widely from year to year. Risk Management processes payments as directed by the Attorney General's Office.

3. PROGRAM LISTING (list programs included in this core funding)

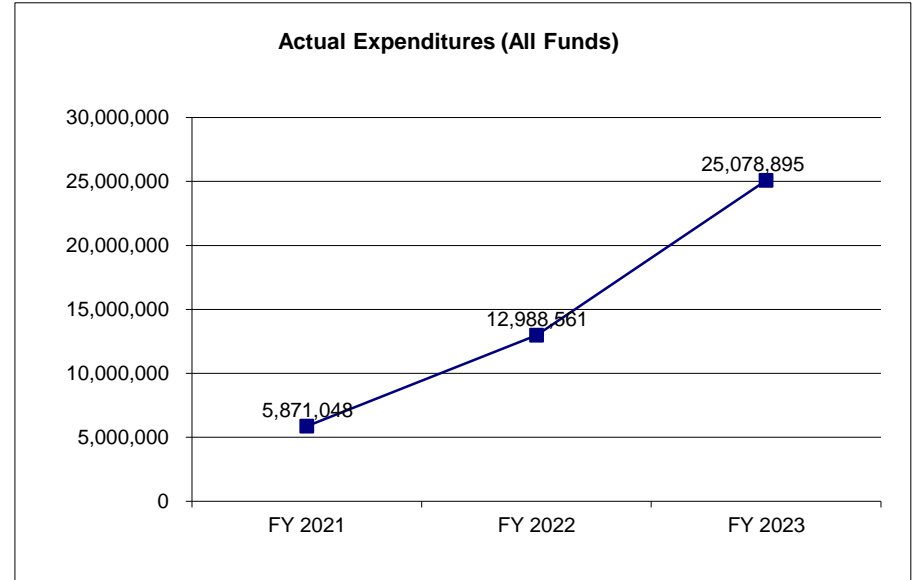
Risk Management

CORE DECISION ITEM

Department	Office of Administration	Budget Unit	<u>31123</u>
Division	Division of General Services	HB Section	<u>05.155</u>
Core	Legal Expense Fund		

4. FINANCIAL HISTORY

	FY 2021	FY 2022	FY 2023	FY 2024
	Actual	Actual	Actual	Current Yr.
Appropriation (All Funds)	100,000,075	100,000,150	100,000,225	100,000,229
Less Reverted (All Funds)	0	0	0	N/A
Less Restricted (All Funds)*	0	0	0	N/A
Budget Authority (All Funds)	100,000,075	100,000,150	100,000,225	N/A
Actual Expenditures (All Funds)	5,871,048	12,988,561	25,078,895	N/A
Unexpended (All Funds)	94,129,027	87,011,589	74,921,330	N/A
Unexpended, by Fund:				
General Revenue	0	0	0	N/A
Federal	0	0	0	N/A
Other	94,129,027	87,011,589	74,921,330	N/A



*Current Year restricted amount is as of _____.

Reverted includes the statutory three percent reserve amount (when applicable).

Restricted includes any Governor's expenditure restrictions which remained at the end of the fiscal year (when applicable).

NOTES:

CORE RECONCILIATION DETAIL

STATE
LEGAL EXPENSE FUND

5. CORE RECONCILIATION DETAIL

	Budget Class	FTE	GR	Federal	Other	Total	Explanation
TAFP AFTER VETOES							
	EE	0.00	0	0	99,500,229	99,500,229	
	PD	0.00	0	0	500,000	500,000	
	Total	0.00	0	0	100,000,229	100,000,229	
DEPARTMENT CORE REQUEST							
	EE	0.00	0	0	99,500,229	99,500,229	
	PD	0.00	0	0	500,000	500,000	
	Total	0.00	0	0	100,000,229	100,000,229	
GOVERNOR'S RECOMMENDED CORE							
	EE	0.00	0	0	99,500,229	99,500,229	
	PD	0.00	0	0	500,000	500,000	
	Total	0.00	0	0	100,000,229	100,000,229	

DECISION ITEM SUMMARY

Budget Unit								
Decision Item	FY 2023	FY 2023	FY 2024	FY 2024	FY 2025	FY 2025	FY 2025	FY 2025
Budget Object Summary	ACTUAL	ACTUAL	BUDGET	BUDGET	DEPT REQ	DEPT REQ	GOV REC	GOV REC
Fund	DOLLAR	FTE	DOLLAR	FTE	DOLLAR	FTE	DOLLAR	FTE
LEGAL EXPENSE FUND								
CORE								
EXPENSE & EQUIPMENT								
STATE LEGAL EXPENSE	24,074,734	0.00	99,500,229	0.00	99,500,229	0.00	99,500,229	0.00
TOTAL - EE	24,074,734	0.00	99,500,229	0.00	99,500,229	0.00	99,500,229	0.00
PROGRAM-SPECIFIC								
STATE LEGAL EXPENSE	1,004,161	0.00	500,000	0.00	500,000	0.00	500,000	0.00
TOTAL - PD	1,004,161	0.00	500,000	0.00	500,000	0.00	500,000	0.00
TOTAL	25,078,895	0.00	100,000,229	0.00	100,000,229	0.00	100,000,229	0.00
GRAND TOTAL	\$25,078,895	0.00	\$100,000,229	0.00	\$100,000,229	0.00	\$100,000,229	0.00

DECISION ITEM DETAIL

Budget Unit	FY 2023	FY 2023	FY 2024	FY 2024	FY 2025	FY 2025	FY 2025	FY 2025
Decision Item	ACTUAL	ACTUAL	BUDGET	BUDGET	DEPT REQ	DEPT REQ	GOV REC	GOV REC
Budget Object Class	DOLLAR	FTE	DOLLAR	FTE	DOLLAR	FTE	DOLLAR	FTE
LEGAL EXPENSE FUND								
CORE								
TRAVEL, IN-STATE	567	0.00	514	0.00	514	0.00	514	0.00
TRAVEL, OUT-OF-STATE	23,237	0.00	2,050	0.00	2,050	0.00	2,050	0.00
PROFESSIONAL SERVICES	22,176,640	0.00	95,982,565	0.00	95,982,565	0.00	95,982,565	0.00
OTHER EQUIPMENT	0	0.00	100	0.00	100	0.00	100	0.00
EQUIPMENT RENTALS & LEASES	20,815	0.00	15,000	0.00	15,000	0.00	15,000	0.00
MISCELLANEOUS EXPENSES	1,853,475	0.00	3,500,000	0.00	3,500,000	0.00	3,500,000	0.00
TOTAL - EE	24,074,734	0.00	99,500,229	0.00	99,500,229	0.00	99,500,229	0.00
PROGRAM DISTRIBUTIONS	1,004,161	0.00	500,000	0.00	500,000	0.00	500,000	0.00
TOTAL - PD	1,004,161	0.00	500,000	0.00	500,000	0.00	500,000	0.00
GRAND TOTAL	\$25,078,895	0.00	\$100,000,229	0.00	\$100,000,229	0.00	\$100,000,229	0.00
GENERAL REVENUE	\$0	0.00	\$0	0.00	\$0	0.00	\$0	0.00
FEDERAL FUNDS	\$0	0.00	\$0	0.00	\$0	0.00	\$0	0.00
OTHER FUNDS	\$25,078,895	0.00	\$100,000,229	0.00	\$100,000,229	0.00	\$100,000,229	0.00

CORE DECISION ITEM

Department - Office of Administration	Budget Unit <u>31212C</u>
Division - Assigned Programs	
Core - Administrative Hearing Commission	HB Section <u>5.160</u>

1. CORE FINANCIAL SUMMARY

	FY 2025 Budget Request					FY 2025 Governor's Recommendation			
	GR	Federal	Other	Total		GR	Federal	Other	Total
PS	1,206,408	0	226,815	1,433,223	PS	1,206,408	0	226,815	1,433,223
EE	62,579	0	82,800	145,379	EE	62,579	0	82,800	145,379
PSD	0	0	0	0	PSD	0	0	0	0
TRF	0	0	0	0	TRF	0	0	0	0
Total	1,268,987	0	309,615	1,578,602	Total	1,268,987	0	309,615	1,578,602
FTE	15.79	0.00	2.71	18.50	FTE	15.79	0.00	2.71	18.50

Est. Fringe	686,778	0	125,235	812,014
<i>Note: Fringes budgeted in House Bill 5 except for certain fringes budgeted directly to MoDOT, Highway Patrol, and Conservation.</i>				

Est. Fringe	686,778	0	125,235	812,014
<i>Note: Fringes budgeted in House Bill 5 except for certain fringes budgeted directly to MoDOT, Highway Patrol, and Conservation.</i>				

Other Funds: 060 and 0818

Other Funds:

2. CORE DESCRIPTION

The AHC acts as a neutral and independent hearing officer that conducts hearings and issues decisions in disputes between a state agency or commission and a business or individual. Its decisions are subject to review by judicial-branch courts, if a party wishes to appeal. The AHC's authority is broad and frequently expanding. The AHC has authority in over a hundred areas, including: state income, sales, and withholding tax; discipline of professional licenses, as well as appeals of denials of those licenses, medical marijuana, Medicaid provider disputes; due process complaints under the federal Individuals with Disabilities Education Act (IDEA); limited appeals of state employee personnel matters; motor vehicle dealer licenses; decisions of certain commissions under the Missouri Department of Natural Resources; appeals of orders issued by the Missouri Ethics Commission; liquor control, fantasy sports licenses; motor carrier and railroad safety matters; and certain franchisor/franchisee disputes.

3. PROGRAM LISTING (list programs included in this core funding)

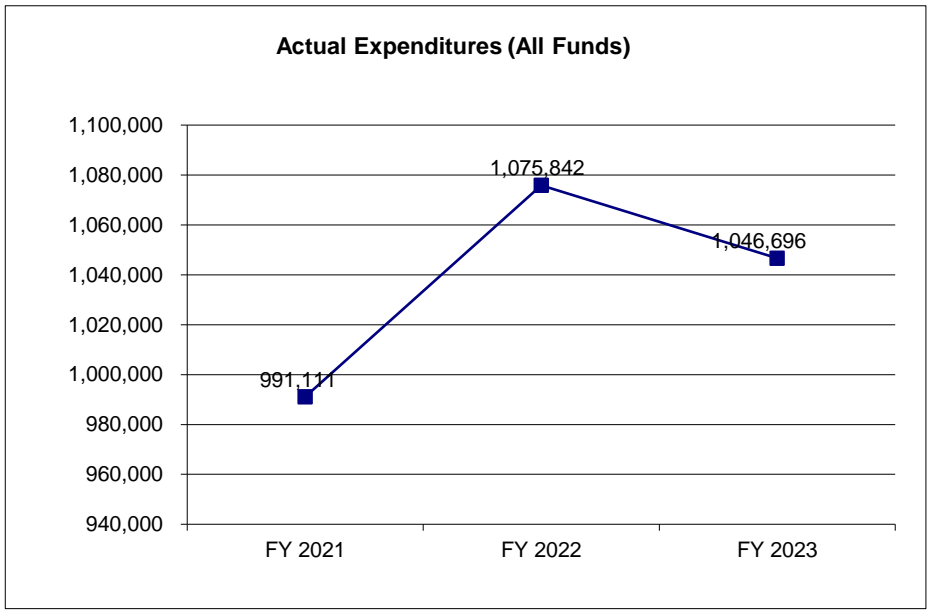
Administrative Hearing Commission

CORE DECISION ITEM

Department - Office of Administration	Budget Unit <u>31212C</u>
Division - Assigned Programs	
Core - Administrative Hearing Commission	HB Section <u>5.160</u>

4. FINANCIAL HISTORY

	FY 2021 Actual	FY 2022 Actual	FY 2023 Actual	FY 2024 Current Yr.
Appropriation (All Funds)	1,219,068	1,379,648	1,463,891	1,578,602
Less Reverted (All Funds)	(32,722)	(33,030)	(35,173)	(38,069)
Less Restricted (All Funds)*	0	0	0	N/A
Budget Authority (All Funds)	1,186,346	1,346,618	1,428,718	1,540,533
Actual Expenditures (All Funds)	991,111	1,075,842	1,046,696	N/A
Unexpended (All Funds)	195,235	270,776	382,022	N/A
Unexpended, by Fund:				
General Revenue	121,474	135,680	277,820	N/A
Federal	0	0	0	N/A
Other	73,761	135,096	104,202	N/A



*Current Year restricted amount is as of _____.

Reverted includes the statutory three percent reserve amount (when applicable).

Restricted includes any Governor's expenditure restrictions which remained at the end of the fiscal year (when applicable).

NOTES:

CORE RECONCILIATION DETAIL

STATE
ADMIN HEARING COMMISSION

5. CORE RECONCILIATION DETAIL

	Budget Class	FTE	GR	Federal	Other	Total	Explanation
TAFP AFTER VETOES							
	PS	18.50	1,206,408	0	226,815	1,433,223	
	EE	0.00	62,579	0	82,800	145,379	
	Total	18.50	1,268,987	0	309,615	1,578,602	
DEPARTMENT CORE REQUEST							
	PS	18.50	1,206,408	0	226,815	1,433,223	
	EE	0.00	62,579	0	82,800	145,379	
	Total	18.50	1,268,987	0	309,615	1,578,602	
GOVERNOR'S RECOMMENDED CORE							
	PS	18.50	1,206,408	0	226,815	1,433,223	
	EE	0.00	62,579	0	82,800	145,379	
	Total	18.50	1,268,987	0	309,615	1,578,602	

DECISION ITEM SUMMARY

Budget Unit									
Decision Item	FY 2023	FY 2023	FY 2024	FY 2024	FY 2025	FY 2025	FY 2025	FY 2025	FY 2025
Budget Object Summary	ACTUAL	ACTUAL	BUDGET	BUDGET	DEPT REQ	DEPT REQ	GOV REC	GOV REC	GOV REC
Fund	DOLLAR	FTE	DOLLAR	FTE	DOLLAR	FTE	DOLLAR	FTE	DOLLAR
ADMIN HEARING COMMISSION									
CORE									
PERSONAL SERVICES									
GENERAL REVENUE	812,906	11.13	1,206,408	15.79	1,206,408	15.79	1,206,408	15.79	1,206,408
VET HEALTH AND CARE FUND	116,656	1.74	134,518	2.00	134,518	2.00	134,518	2.00	134,518
AH COMM ED DUE PROCESS HEARING	66,320	0.55	92,297	0.71	92,297	0.71	92,297	0.71	92,297
TOTAL - PS	995,882	13.42	1,433,223	18.50	1,433,223	18.50	1,433,223	18.50	1,433,223
EXPENSE & EQUIPMENT									
GENERAL REVENUE	46,530	0.00	62,579	0.00	62,579	0.00	62,579	0.00	62,579
VET HEALTH AND CARE FUND	4,284	0.00	82,800	0.00	82,800	0.00	82,800	0.00	82,800
TOTAL - EE	50,814	0.00	145,379	0.00	145,379	0.00	145,379	0.00	145,379
TOTAL	1,046,696	13.42	1,578,602	18.50	1,578,602	18.50	1,578,602	18.50	1,578,602
Pay Plan - 0000012									
PERSONAL SERVICES									
GENERAL REVENUE	0	0.00	0	0.00	0	0.00	38,604	0.00	38,604
VET HEALTH AND CARE FUND	0	0.00	0	0.00	0	0.00	4,305	0.00	4,305
AH COMM ED DUE PROCESS HEARING	0	0.00	0	0.00	0	0.00	2,954	0.00	2,954
TOTAL - PS	0	0.00	0	0.00	0	0.00	45,863	0.00	45,863
TOTAL	0	0.00	0	0.00	0	0.00	45,863	0.00	45,863
GRAND TOTAL	\$1,046,696	13.42	\$1,578,602	18.50	\$1,578,602	18.50	\$1,624,465	18.50	\$1,624,465

FLEXIBILITY REQUEST FORM

BUDGET UNIT NUMBER:	DEPARTMENT: Office of Administration
BUDGET UNIT NAME: Administrative Hearing Commission	DIVISION: Assigned Programs
HOUSE BILL SECTION:	

1. Provide the amount by fund of personal service flexibility and the amount by fund of expense and equipment flexibility you are requesting in dollar and percentage terms and explain why the flexibility is needed. If flexibility is being requested among divisions, provide the amount by fund of flexibility you are requesting in dollar and percentage terms and explain why the flexibility is needed.

DEPARTMENT REQUEST

The Administrative Hearing Commission requests 20% flexibility between Personal Service and Expense & Equipment. The volume and intensity of the AHC's caseload can change unexpectedly. The requested flexibility will allow the AHC to efficiently adapt to fulfill its business needs and best serve its customers.

2. Estimate how much flexibility will be used for the budget year. How much flexibility was used in the Prior Year Budget and the Current Year Budget? Please specify the amount.

PRIOR YEAR ACTUAL AMOUNT OF FLEXIBILITY USED	CURRENT YEAR ESTIMATED AMOUNT OF FLEXIBILITY THAT WILL BE USED	BUDGET REQUEST ESTIMATED AMOUNT OF FLEXIBILITY THAT WILL BE USED
0	20%	Unknown

3. Please explain how flexibility was used in the prior and/or current years.

PRIOR YEAR EXPLAIN ACTUAL USE	CURRENT YEAR EXPLAIN PLANNED USE
N/A	Effective August 28, 2023, the AHC's authority of disputes between motor vehicle franchisors and franchisees was expanded to include payment reimbursement disputes. This additional authority's effect on the AHC is uncertain, but the requested flexibility will allow the AHC to adjust its resources, if necessary.

DECISION ITEM DETAIL

Budget Unit	FY 2023	FY 2023	FY 2024	FY 2024	FY 2025	FY 2025	FY 2025	FY 2025
Decision Item	ACTUAL	ACTUAL	BUDGET	BUDGET	DEPT REQ	DEPT REQ	GOV REC	GOV REC
Budget Object Class	DOLLAR	FTE	DOLLAR	FTE	DOLLAR	FTE	DOLLAR	FTE
ADMIN HEARING COMMISSION								
CORE								
LEGAL COUNSEL	224,850	3.01	379,722	5.50	379,722	5.50	379,722	5.50
COMMISSION MEMBER	393,828	3.28	642,467	5.00	642,467	5.00	642,467	5.00
SPECIAL ASST OFFICE & CLERICAL	104,053	1.63	65,311	1.00	65,311	1.00	65,311	1.00
PRINCIPAL ASST BOARD/COMMISSON	45,104	0.99	45,045	1.00	45,045	1.00	45,045	1.00
LEAD ADMIN SUPPORT ASSISTANT	42,041	1.00	45,500	1.00	45,500	1.00	45,500	1.00
ADMIN SUPPORT PROFESSIONAL	52,112	1.01	87,739	2.00	87,739	2.00	87,739	2.00
COURT REPORTER	87,752	1.50	120,728	2.00	120,728	2.00	120,728	2.00
PARALEGAL	46,142	1.00	46,711	1.00	46,711	1.00	46,711	1.00
TOTAL - PS	995,882	13.42	1,433,223	18.50	1,433,223	18.50	1,433,223	18.50
TRAVEL, IN-STATE	1,360	0.00	769	0.00	769	0.00	769	0.00
SUPPLIES	29,953	0.00	35,200	0.00	35,200	0.00	35,200	0.00
PROFESSIONAL DEVELOPMENT	4,340	0.00	5,695	0.00	5,695	0.00	5,695	0.00
COMMUNICATION SERV & SUPP	6,004	0.00	6,540	0.00	6,540	0.00	6,540	0.00
PROFESSIONAL SERVICES	3,562	0.00	82,300	0.00	82,300	0.00	82,300	0.00
M&R SERVICES	1,476	0.00	3,000	0.00	3,000	0.00	3,000	0.00
OFFICE EQUIPMENT	7	0.00	4,725	0.00	4,725	0.00	4,725	0.00
OTHER EQUIPMENT	4,112	0.00	6,500	0.00	6,500	0.00	6,500	0.00
BUILDING LEASE PAYMENTS	0	0.00	600	0.00	600	0.00	600	0.00
MISCELLANEOUS EXPENSES	0	0.00	50	0.00	50	0.00	50	0.00
TOTAL - EE	50,814	0.00	145,379	0.00	145,379	0.00	145,379	0.00
GRAND TOTAL	\$1,046,696	13.42	\$1,578,602	18.50	\$1,578,602	18.50	\$1,578,602	18.50
GENERAL REVENUE	\$859,436	11.13	\$1,268,987	15.79	\$1,268,987	15.79	\$1,268,987	15.79
FEDERAL FUNDS	\$0	0.00	\$0	0.00	\$0	0.00	\$0	0.00
OTHER FUNDS	\$187,260	2.29	\$309,615	2.71	\$309,615	2.71	\$309,615	2.71

PROGRAM DESCRIPTION

Department: Office of Administration

HB Section(s): 5.160

Program Name: Administrative Hearing Commission

Program is found in the following core budget(s): Administrative Hearing Commission

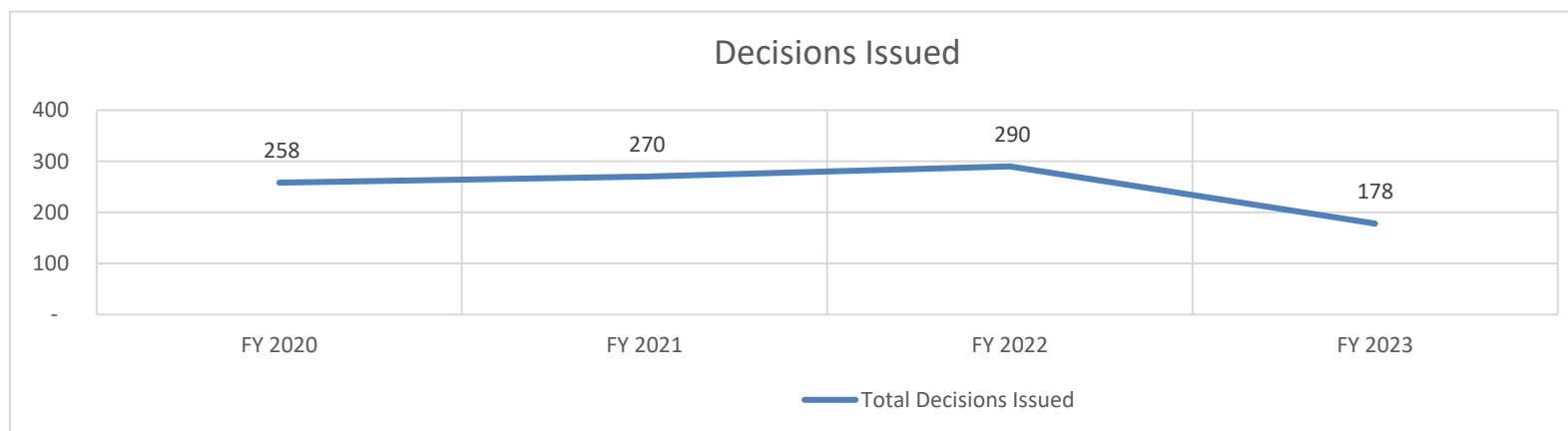
1a. What strategic priority does this program address?

The Administrative Hearing Commission (AHC) serves as a neutral fact-finder to resolve disputes between state agencies and businesses or individuals in

1b. What does this program do?

The AHC acts as a neutral and independent hearing officer that conducts hearings and issues decisions in disputes between a state agency or commission and a business or individual. Its decisions are subject to review by judicial-branch courts, if a party wishes to appeal. The AHC's authority is broad and frequently expanding. The AHC has authority in over a hundred areas, including: state income, sales, and withholding tax; discipline of professional licenses, as well as appeals of denials of those licenses; marijuana licensing and enforcement; Medicaid provider disputes; due process complaints under the federal Individuals with Disabilities Education Act (IDEA); limited appeals of state employee personnel matters; motor vehicle dealer licenses; decisions of certain commissions under the Missouri Department of Natural Resources; appeals of orders issued by the Missouri Ethics Commission; liquor control; fantasy sports licenses; motor carrier and railroad safety matters; and certain franchisor/franchisee disputes.

2a. Provide an activity measure(s) for the program.



PROGRAM DESCRIPTION

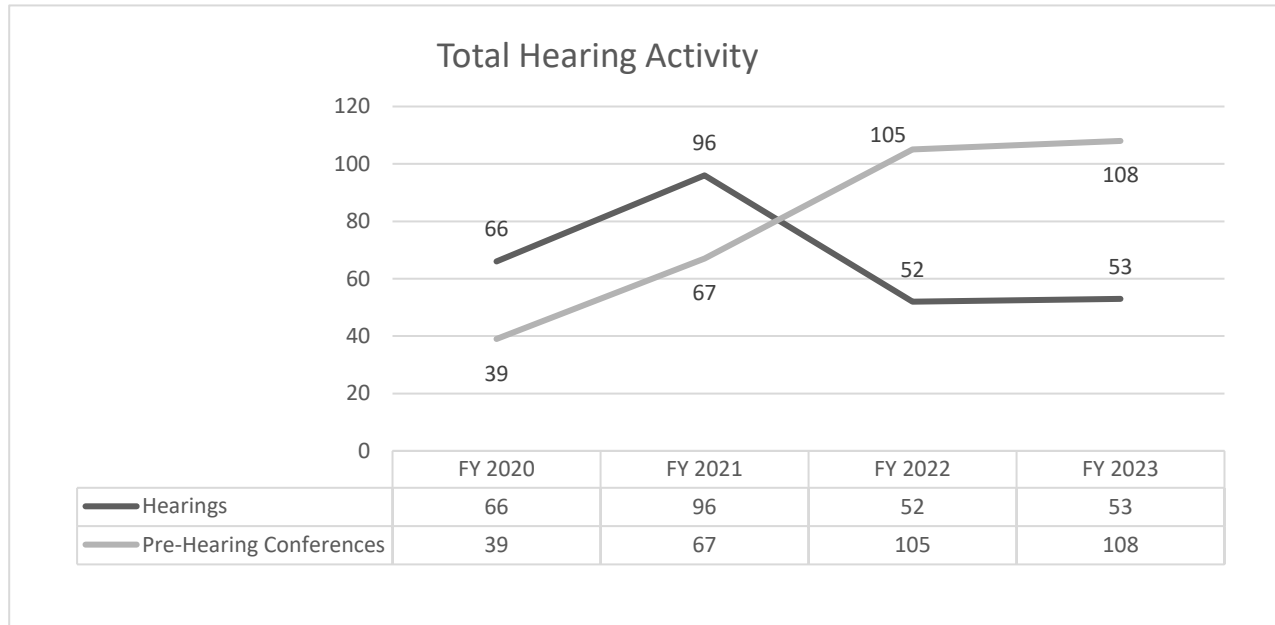
Department: Office of Administration

HB Section(s): 5.160

Program Name: Administrative Hearing Commission

Program is found in the following core budget(s): Administrative Hearing Commission

2b. Provide a measure(s) of the program's quality.



2c. Provide a measure(s) of the program's impact.

Given the AHC's role in resolving specific disputes, it can be difficult to measure the program's impact on its customers. The AHC has updated its website based on feedback from customers and recently rolled out a new customer service survey.

PROGRAM DESCRIPTION

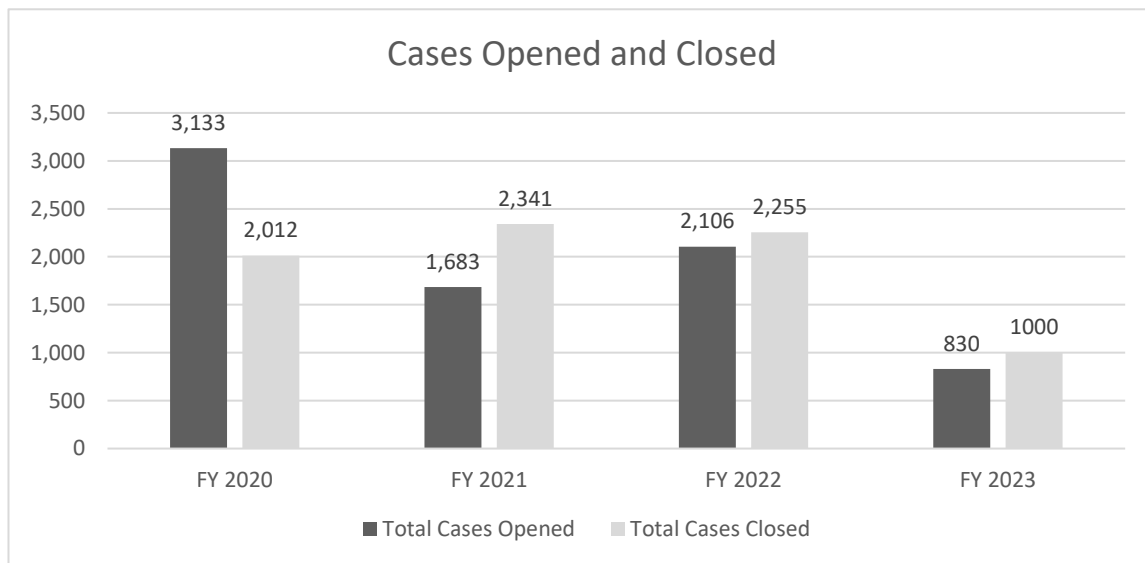
Department: Office of Administration

HB Section(s): 5.160

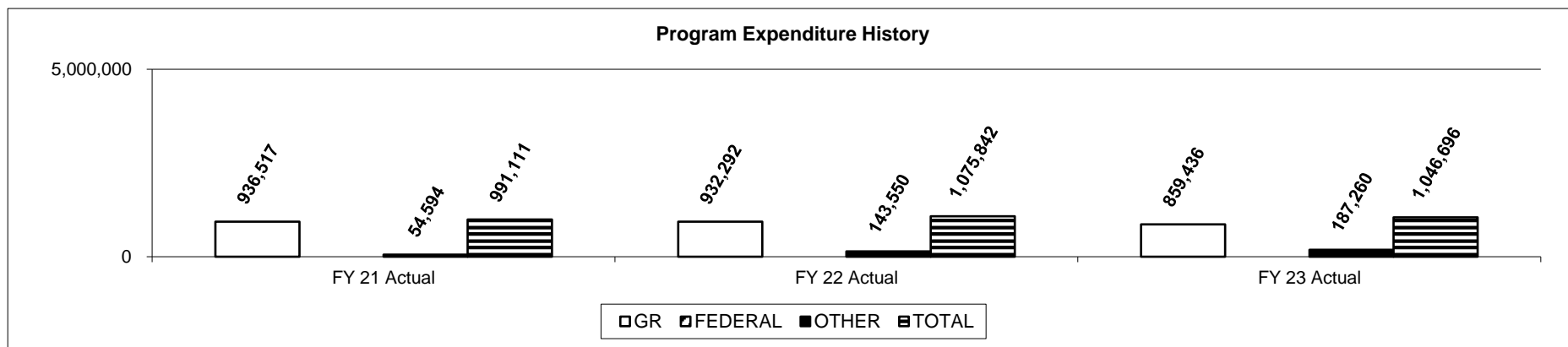
Program Name: Administrative Hearing Commission

Program is found in the following core budget(s): Administrative Hearing Commission

2d. Provide a measure(s) of the program's efficiency.



3. Provide actual expenditures for the prior three fiscal years and planned expenditures for the current fiscal year. (Note: Amounts do not include fringe benefit costs.)



PROGRAM DESCRIPTION

Department: Office of Administration

HB Section(s): 5.160

Program Name: Administrative Hearing Commission

Program is found in the following core budget(s): Administrative Hearing Commission

4. What are the sources of the "Other " funds?

Educational Due Process Hearing Fund (0818) and Vet Health and Care Fund (0606)

5. What is the authorization for this program, i.e., federal or state statute, etc.? (Include the federal program number, if applicable.)

The AHC was created by Chapter 621 of the Revised Missouri Statutes. The specific grants of authority to the AHC are located in various Missouri statutes. Additionally, the AHC's authority in the area of medical and recreational marijuana is located in Article XIV of the Missouri Constitution.

6. Are there federal matching requirements? If yes, please explain.

No

7. Is this a federally mandated program? If yes, please explain.

No

CORE DECISION ITEM

Department Office of Administration	Budget Unit 31313C
Division Assigned Programs	
Core Office of Child Advocate	HB Section 5.165

1. CORE FINANCIAL SUMMARY

	FY 2025 Budget Request					FY 2025 Governor's Recommendation			
	GR	Federal	Other	Total		GR	Federal	Other	Total
PS	322,479	156,440	0	478,919	PS	322,479	156,440	0	478,919
EE	18,252	15,159	0	33,411	EE	18,252	15,159	0	33,411
PSD	0	0	0	0	PSD	0	0	0	0
TRF	0	0	0	0	TRF	0	0	0	0
Total	340,731	171,599	0	512,330	Total	340,731	171,599	0	512,330
FTE	4.70	2.30	0.00	7.00	FTE	4.70	2.30	0.00	7.00

Est. Fringe	190,777	92,849	0	283,626
--------------------	---------	--------	---	---------

Note: Fringes budgeted in House Bill 5 except for certain fringes budgeted directly to MoDOT, Highway Patrol, and Conservation.

Est. Fringe	190,777	92,849	0	283,626
--------------------	---------	--------	---	---------

Note: Fringes budgeted in House Bill 5 except for certain fringes budgeted directly to MoDOT, Highway Patrol, and Conservation.

Other Funds: _____

2. CORE DESCRIPTION

The Office of Child Advocate provides families and citizens an avenue through which they can obtain an independent and impartial review of the decisions and/or actions made by the Department of Social Services, Children’s Division. The main duties of the Office of Child Advocate are: (1) review foster care cases; (2) review unsubstantiated hotline investigations; (3) mediate between parents and schools regarding abuse allegations that occur in a school setting; (4) review child fatalities when there is a history of child abuse and neglect concerns or involvement with Children’s Division; (5) intervene on behalf of a child during judicial proceedings; (6) review policy and procedures of Children's Division, the Juvenile Office, and guardian ad litem within a county; (7) increase knowledge of professionals and the general public regarding child welfare and (8) provide information and referrals for families needing resources.

3. PROGRAM LISTING (list programs included in this core funding)

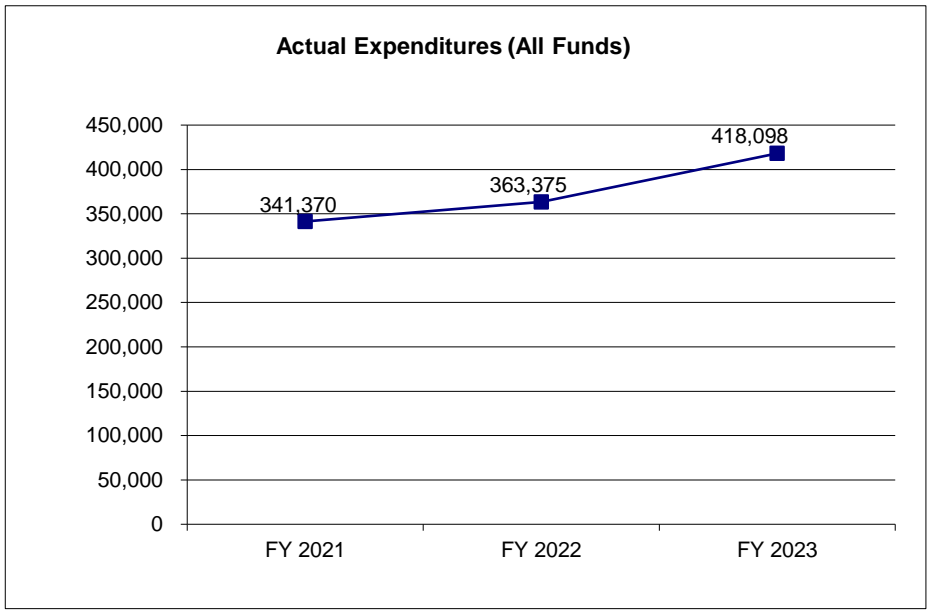
Child Advocacy

CORE DECISION ITEM

Department Office of Administration	Budget Unit 31313C
Division Assigned Programs	
Core Office of Child Advocate	HB Section 5.165

4. FINANCIAL HISTORY

	FY 2021 Actual	FY 2022 Actual	FY 2023 Actual	FY 2024 Current Yr.
Appropriation (All Funds)	392,355	396,189	473,138	512,330
Less Reverted (All Funds)	(7,311)	(7,382)	(9,422)	(15,370)
Less Restricted (All Funds)*	0	0	0	0
Budget Authority (All Funds)	385,044	388,807	463,716	496,960
Actual Expenditures (All Funds)	341,370	363,375	418,098	N/A
Unexpended (All Funds)	43,674	25,432	45,618	N/A
Unexpended, by Fund:				
General Revenue	38,711	20,093	24,451	N/A
Federal	4,963	5,339	21,167	N/A
Other	0	0	0	N/A



*Current Year restricted amount is as of _____.

Reverted includes the statutory three percent reserve amount (when applicable).
 Restricted includes any Governor's expenditure restrictions which remained at the end of the fiscal year (when applicable).

NOTES:

CORE RECONCILIATION DETAIL

STATE
OFFICE OF CHILD ADVOCATE

5. CORE RECONCILIATION DETAIL

				Budget Class	FTE	GR	Federal	Other	Total	Explanation
TAFP AFTER VETOES										
				PS	7.00	332,479	156,440	0	488,919	
				EE	0.00	8,252	15,159	0	23,411	
				Total	7.00	340,731	171,599	0	512,330	
DEPARTMENT CORE ADJUSTMENTS										
Core Reallocation	840	6321	PS	0.00	(10,000)		0	0	(10,000)	Core reallocation to align the budget with planned office staffing, and to reflect the need for additional E&E to support the business needs of the office.
Core Reallocation	840	6323	PS	(0.00)	0		0	0	(0)	Core reallocation to align the budget with planned office staffing, and to reflect the need for additional E&E to support the business needs of the office.
Core Reallocation	840	6322	EE	0.00	10,000		0	0	10,000	Core reallocation to align the budget with planned office staffing, and to reflect the need for additional E&E to support the business needs of the office.
NET DEPARTMENT CHANGES					(0.00)	0	0	0	(0)	
DEPARTMENT CORE REQUEST										
				PS	7.00	322,479	156,440	0	478,919	
				EE	0.00	18,252	15,159	0	33,411	
				Total	7.00	340,731	171,599	0	512,330	

CORE RECONCILIATION DETAIL

**STATE
OFFICE OF CHILD ADVOCATE**

5. CORE RECONCILIATION DETAIL

	Budget Class	FTE	GR	Federal	Other	Total	Explanation
GOVERNOR'S RECOMMENDED CORE							
	PS	7.00	322,479	156,440	0	478,919	
	EE	0.00	18,252	15,159	0	33,411	
	Total	7.00	340,731	171,599	0	512,330	

DECISION ITEM SUMMARY

Budget Unit									
Decision Item	FY 2023	FY 2023	FY 2024	FY 2024	FY 2025	FY 2025	FY 2025	FY 2025	FY 2025
Budget Object Summary	ACTUAL	ACTUAL	BUDGET	BUDGET	DEPT REQ	DEPT REQ	GOV REC	GOV REC	GOV REC
Fund	DOLLAR	FTE	DOLLAR	FTE	DOLLAR	FTE	DOLLAR	FTE	DOLLAR
OFFICE OF CHILD ADVOCATE									
CORE									
PERSONAL SERVICES									
GENERAL REVENUE	268,488	4.53	332,479	4.70	322,479	4.70	322,479	4.70	322,479
OA-FEDERAL AND OTHER	123,465	2.08	156,440	2.30	156,440	2.30	156,440	2.30	156,440
TOTAL - PS	391,953	6.61	488,919	7.00	478,919	7.00	478,919	7.00	478,919
EXPENSE & EQUIPMENT									
GENERAL REVENUE	11,715	0.00	8,252	0.00	18,252	0.00	18,252	0.00	18,252
OA-FEDERAL AND OTHER	14,430	0.00	15,159	0.00	15,159	0.00	15,159	0.00	15,159
TOTAL - EE	26,145	0.00	23,411	0.00	33,411	0.00	33,411	0.00	33,411
TOTAL	418,098	6.61	512,330	7.00	512,330	7.00	512,330	7.00	512,330
Pay Plan - 000012									
PERSONAL SERVICES									
GENERAL REVENUE	0	0.00	0	0.00	0	0.00	12,559	0.00	12,559
OA-FEDERAL AND OTHER	0	0.00	0	0.00	0	0.00	5,006	0.00	5,006
TOTAL - PS	0	0.00	0	0.00	0	0.00	17,565	0.00	17,565
TOTAL	0	0.00	0	0.00	0	0.00	17,565	0.00	17,565
OCA Circuit Review Staffing - 1300045									
PERSONAL SERVICES									
GENERAL REVENUE	0	0.00	0	0.00	0	0.00	70,000	1.00	70,000
TOTAL - PS	0	0.00	0	0.00	0	0.00	70,000	1.00	70,000
EXPENSE & EQUIPMENT									
GENERAL REVENUE	0	0.00	0	0.00	0	0.00	10,000	0.00	10,000
TOTAL - EE	0	0.00	0	0.00	0	0.00	10,000	0.00	10,000
TOTAL	0	0.00	0	0.00	0	0.00	80,000	1.00	80,000
GRAND TOTAL	\$418,098	6.61	\$512,330	7.00	\$512,330	7.00	\$609,895	8.00	\$609,895

1/19/24 12:30

im_disummary

FLEXIBILITY REQUEST FORM

BUDGET UNIT NUMBER: 31313	DEPARTMENT: Office of Administration
BUDGET UNIT NAME: Office of Child Advocate	
HOUSE BILL SECTION: 5.165	DIVISION: Assigned Programs

1. Provide the amount by fund of personal service flexibility and the amount by fund of expense and equipment flexibility you are requesting in dollar and percentage terms and explain why the flexibility is needed. If flexibility is being requested among divisions, provide the amount by fund of flexibility you are requesting in dollar and percentage terms and explain why the flexibility is needed.

DEPARTMENT REQUEST

5% flexibility is requested between PS & E&E, the same amount included in the FY 2024 budget. This flexibility allows the Office of Child Advocate to effectively manage responsibilities and resources that may arise due to unforeseen circumstances.

2. Estimate how much flexibility will be used for the budget year. How much flexibility was used in the Prior Year Budget and the Current Year Budget? Please specify the amount.

PRIOR YEAR ACTUAL AMOUNT OF FLEXIBILITY USED	CURRENT YEAR ESTIMATED AMOUNT OF FLEXIBILITY THAT WILL BE USED	BUDGET REQUEST ESTIMATED AMOUNT OF FLEXIBILITY THAT WILL BE USED
\$6,000	Unknown	Unknown

3. Please explain how flexibility was used in the prior and/or current years.

PRIOR YEAR EXPLAIN ACTUAL USE	CURRENT YEAR EXPLAIN PLANNED USE
In FY23, \$6,000 was flexed from PS to E&E for contractor payments to help get caseload work caught up.	Flexibility allows OCA to effectively manage resources.

DECISION ITEM DETAIL

Budget Unit	FY 2023	FY 2023	FY 2024	FY 2024	FY 2025	FY 2025	FY 2025	FY 2025
Decision Item	ACTUAL	ACTUAL	BUDGET	BUDGET	DEPT REQ	DEPT REQ	GOV REC	GOV REC
Budget Object Class	DOLLAR	FTE	DOLLAR	FTE	DOLLAR	FTE	DOLLAR	FTE
OFFICE OF CHILD ADVOCATE								
CORE								
INVESTIGATOR I	0	0.00	56,959	1.00	0	0.00	0	0.00
PROGRAM MANAGER	75,967	1.01	89,601	1.00	82,612	1.00	82,612	1.00
ASSISTANT PROGRAM MANAGER	0	0.00	135,750	2.00	0	0.00	0	0.00
LEGAL COUNSEL	0	0.00	85,131	1.00	0	0.00	0	0.00
SPECIAL ASST PROFESSIONAL	18,083	0.26	0	0.00	0	0.00	0	0.00
LEAD ADMIN SUPPORT ASSISTANT	28,283	0.71	0	0.00	41,306	1.00	41,306	1.00
SR SOCIAL SERVICES SPECIALIST	269,620	4.63	119,792	2.00	355,001	5.00	355,001	5.00
OTHER	0	0.00	1,686	0.00	0	0.00	0	0.00
TOTAL - PS	391,953	6.61	488,919	7.00	478,919	7.00	478,919	7.00
TRAVEL, IN-STATE	4,659	0.00	8,916	0.00	13,916	0.00	13,916	0.00
SUPPLIES	894	0.00	2,500	0.00	2,500	0.00	2,500	0.00
PROFESSIONAL DEVELOPMENT	2,965	0.00	1,487	0.00	3,987	0.00	3,987	0.00
COMMUNICATION SERV & SUPP	3,900	0.00	3,400	0.00	4,400	0.00	4,400	0.00
PROFESSIONAL SERVICES	11,343	0.00	6,000	0.00	7,000	0.00	7,000	0.00
M&R SERVICES	0	0.00	74	0.00	74	0.00	74	0.00
OFFICE EQUIPMENT	1,856	0.00	250	0.00	750	0.00	750	0.00
OTHER EQUIPMENT	528	0.00	0	0.00	0	0.00	0	0.00
BUILDING LEASE PAYMENTS	0	0.00	684	0.00	684	0.00	684	0.00
MISCELLANEOUS EXPENSES	0	0.00	100	0.00	100	0.00	100	0.00
TOTAL - EE	26,145	0.00	23,411	0.00	33,411	0.00	33,411	0.00
GRAND TOTAL	\$418,098	6.61	\$512,330	7.00	\$512,330	7.00	\$512,330	7.00
GENERAL REVENUE	\$280,203	4.53	\$340,731	4.70	\$340,731	4.70	\$340,731	4.70
FEDERAL FUNDS	\$137,895	2.08	\$171,599	2.30	\$171,599	2.30	\$171,599	2.30
OTHER FUNDS	\$0	0.00	\$0	0.00	\$0	0.00	\$0	0.00

NEW DECISION ITEM

RANK: _____ OF _____

Department Office of Administration	Budget Unit <u>31313C</u>
Division Office of Child Advocate	
DI Name OCA Circuit Review Staffing DI# 1300045	HB Section <u>5.165</u>

1. AMOUNT OF REQUEST

	FY 2025 Budget Request				FY 2025 Governor's Recommendation			
	GR	Federal	Other	Total	GR	Federal	Other	Total
PS	0	0	0	0	70,000	0	0	70,000
EE	0	0	0	0	10,000	0	0	10,000
PSD	0	0	0	0	0	0	0	0
TRF	0	0	0	0	0	0	0	0
Total	0	0	0	0	80,000	0	0	80,000
FTE	0.00	0.00	0.00	0.00	1.00	0.00	0.00	1.00

Est. Fringe	0	0	0	0
--------------------	---	---	---	---

Note: Fringes budgeted in House Bill 5 except for certain fringes budgeted directly to MoDOT, Highway Patrol, and Conservation.

Est. Fringe	41,108	0	0	41,108
--------------------	--------	---	---	--------

Note: Fringes budgeted in House Bill 5 except for certain fringes budgeted directly to MoDOT, Highway Patrol, and Conservation.

Other Funds:
Non-Counts:

Other Funds:
Non-Counts:

2. THIS REQUEST CAN BE CATEGORIZED AS:

<input type="checkbox"/> New Legislation	<input type="checkbox"/> New Program	<input type="checkbox"/> Fund Switch
<input type="checkbox"/> Federal Mandate	<input type="checkbox"/> Program Expansion	<input type="checkbox"/> Cost to Continue
<input type="checkbox"/> GR Pick-Up	<input type="checkbox"/> Space Request	<input type="checkbox"/> Equipment Replacement
<input type="checkbox"/> Pay Plan	<input checked="" type="checkbox"/> Other: _____	

3. WHY IS THIS FUNDING NEEDED? PROVIDE AN EXPLANATION FOR ITEMS CHECKED IN #2. INCLUDE THE FEDERAL OR STATE STATUTORY OR CONSTITUTIONAL AUTHORIZATION FOR THIS PROGRAM.

In order to help bring OCA in compliance with RSMO 37.719, OCA is requesting one additional position. RSMO 37.719 gives OCA the authority to conduct County (Circuit) Reviews when there are three or more complaints for the past year. These reviews are extremely thorough and time consuming but necessary in order to examine issues within in a particular county/circuit and how the Child Welfare System as a whole is functioning within that county/circuit. These reviews entail both in depth random case reviews and in-person interviews with CD staff/supervisors, JO staff/supervisors, Court personnel, and community stakeholders. The findings and recommendations from the Circuit Reviews help to improve and strengthen the processes, policies, and functioning of the Circuit. With only 5 investigators on staff and the need to also handle the daily caseloads in addition to County/Circuit Reviews, OCA is only able to complete 1 to 2 Circuit Reviews per year. The overall number of

NEW DECISION ITEM

RANK: _____ OF _____

Department Office of Administration	Budget Unit	<u>31313C</u>
Division Office of Child Advocate		
DI Name OCA Circuit Review Staffing	DI# 1300045	HB Section
		<u>5.165</u>

cases per staff member has improved since FY23 when a large backlog of cases were closed. However, even with 5 investigators, their caseload averaged 80 cases per staff member for the past calendar year. It is estimated that it takes approximately 2-3 months to complete a County/Circuit Review in addition to the other duties required of the investigators. This past year there were 47 counties that met the criteria of a County/Circuit Review as set in statute. When it is broken down by Judicial Circuit, there were 36 of the 46 Judicial Circuits that had 3 or more complaints. Due to only having 5 investigators that cover the entire state of Missouri, OCA is not able to comply with statute to perform these duties and complete the daily caseloads/case reviews in a timely manner. By adding a Circuit Review Coordinator whose focus will be on County/Circuit Reviews, current staff will be better able to complete the case reviews for the daily complaints received by the office thereby helping to assure the safety and best interest of children, increasing efficiency and better serving the citizens of state. The Circuit Review Coordinator would be the lead on the Circuit Reviews in charge of coordinating all aspects of the Circuit Reviews including initiating the reviews, collecting the data, organizing interviews, case reviews, working with all stakeholders, producing the findings and recommendations, closing the case review, and initiating follow ups post review. This position would report directly to the Director of OCA.

4. DESCRIBE THE DETAILED ASSUMPTIONS USED TO DERIVE THE SPECIFIC REQUESTED AMOUNT. (How did you determine that the requested number of FTE were appropriate? From what source or standard did you derive the requested levels of funding? Were alternatives such as outsourcing or automation considered? If based on new legislation, does request tie to TAFP fiscal note? If not, explain why. Detail which portions of the request are one-times and how those amounts were calculated.)

The requested salary is comparable with other positions with similar level of responsibility and expertise. This item also requests additional E&E funding needed to support this position which includes, equipment, supplies, connectivity, furniture, program and software licensing, training, professional development, and travel. This position will require travel and in the field work across the entire state.

NEW DECISION ITEM

RANK: _____ OF _____

Department Office of Administration	Budget Unit <u>31313C</u>
Division Office of Child Advocate	
DI Name OCA Circuit Review Staffing DI# 1300045	HB Section <u>5.165</u>

5. BREAK DOWN THE REQUEST BY BUDGET OBJECT CLASS, JOB CLASS, AND FUND SOURCE. IDENTIFY ONE-TIME COSTS.

Budget Object Class/Job Class	Dept Req GR DOLLARS	Dept Req GR FTE	Dept Req FED DOLLARS	Dept Req FED FTE	Dept Req OTHER DOLLARS	Dept Req OTHER FTE	Dept Req TOTAL DOLLARS	Dept Req TOTAL FTE	Dept Req One-Time DOLLARS
Total PS	0	0.0	0	0.0	0	0.0	0	0.0	0
Total EE	0		0		0		0		0
Program Distributions							0		
Total PSD	0		0		0		0		0
Transfers									
Total TRF	0		0		0		0		0
Grand Total	0	0.0	0	0.0	0	0.0	0	0.0	0

Budget Object Class/Job Class	Gov Rec GR DOLLARS	Gov Rec GR FTE	Gov Rec FED DOLLARS	Gov Rec FED FTE	Gov Rec OTHER DOLLARS	Gov Rec OTHER FTE	Gov Rec TOTAL DOLLARS	Gov Rec TOTAL FTE	Gov Rec One-Time DOLLARS
Program Coordinator/02PS40	70,000	1.0					70,000	1.0	
Total PS	70,000	1.0	0	0.0	0	0.0	70,000	1.0	0
Computer Equipment	2,500						2,500		2,500
Communication Serv & Supp	167						167		
Professional Development	1,500						1,500		
Travel	4,000						4,000		

NEW DECISION ITEM

RANK: _____ OF _____

Department Office of Administration		Budget Unit		<u>31313C</u>	
Division Office of Child Advocate		HB Section		<u>5.165</u>	
DI Name OCA Circuit Review Staffing		DI# 1300045			
Office Equipment	<u>1,833</u>			<u>1,833</u>	<u>1,833</u>
Total EE	<u>10,000</u>	<u>0</u>	<u>0</u>	<u>10,000</u>	<u>4,333</u>
Program Distributions				<u>0</u>	
Total PSD	<u>0</u>	<u>0</u>	<u>0</u>	<u>0</u>	<u>0</u>
Transfers					
Total TRF	<u>0</u>	<u>0</u>	<u>0</u>	<u>0</u>	<u>0</u>
Grand Total	<u>80,000</u>	<u>1.0</u>	<u>0</u>	<u>0.0</u>	<u>4,333</u>

DECISION ITEM DETAIL

Budget Unit	FY 2023	FY 2023	FY 2024	FY 2024	FY 2025	FY 2025	FY 2025	FY 2025
Decision Item	ACTUAL	ACTUAL	BUDGET	BUDGET	DEPT REQ	DEPT REQ	GOV REC	GOV REC
Budget Object Class	DOLLAR	FTE	DOLLAR	FTE	DOLLAR	FTE	DOLLAR	FTE
OFFICE OF CHILD ADVOCATE								
OCA Circuit Review Staffing - 1300045								
PROGRAM COORDINATOR	0	0.00	0	0.00	0	0.00	70,000	1.00
TOTAL - PS	0	0.00	0	0.00	0	0.00	70,000	1.00
TRAVEL, IN-STATE	0	0.00	0	0.00	0	0.00	4,000	0.00
PROFESSIONAL DEVELOPMENT	0	0.00	0	0.00	0	0.00	1,500	0.00
COMMUNICATION SERV & SUPP	0	0.00	0	0.00	0	0.00	170	0.00
COMPUTER EQUIPMENT	0	0.00	0	0.00	0	0.00	2,500	0.00
OFFICE EQUIPMENT	0	0.00	0	0.00	0	0.00	1,830	0.00
TOTAL - EE	0	0.00	0	0.00	0	0.00	10,000	0.00
GRAND TOTAL	\$0	0.00	\$0	0.00	\$0	0.00	\$80,000	1.00
GENERAL REVENUE	\$0	0.00	\$0	0.00	\$0	0.00	\$80,000	1.00
FEDERAL FUNDS	\$0	0.00	\$0	0.00	\$0	0.00	\$0	0.00
OTHER FUNDS	\$0	0.00	\$0	0.00	\$0	0.00	\$0	0.00

PROGRAM DESCRIPTION

Department Office of Administration

HB Section(s):

Program Name Office of Child Advocate

Program is found in the following core budget(s):

1a. What strategic priority does this program address?

Improve child welfare outcomes.

1b. What does this program do?

The Office of Child Advocate was established for the purpose of assuring that children receive adequate protection and care from services, programs offered by the department of social services, or the department of mental health, or the juvenile court. OCA provides families and citizens an avenue through which they can obtain an independent and impartial review of the decisions and/or actions made by these departments.

The Office of Child Advocate offers eight primary functions to concerned citizens:

- Foster care case management review
- Unsubstantiated hotline investigation review
- Mediation between parents and schools regarding abuse allegations
- Review child fatalities when there is a history of child abuse and neglect concerns or involvement with the Children's Division
- Intervene on behalf of a child during judicial proceedings
- Review policy and procedures of Children's Division, the Juvenile Office, and Guardian ad Litem within a county
- Increase knowledge of professionals and the general public regarding child welfare
- Provide information and referrals for families needing resources

PROGRAM DESCRIPTION

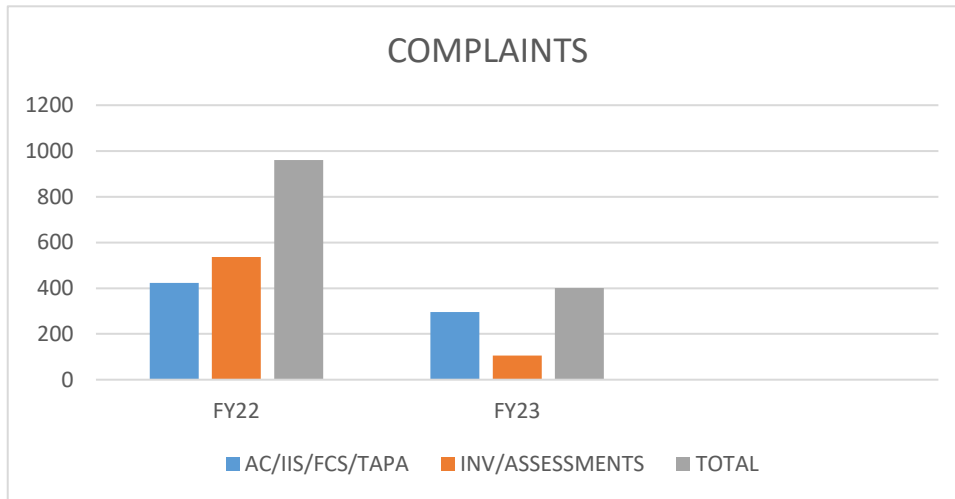
Department Office of Administration

HB Section(s):

Program Name Office of Child Advocate

Program is found in the following core budget(s):

2a. Provide an activity measure(s) for the program.



A Triage System was implemented in the spring of 2022 to make sure that OCA is reviewing cases that meet the guidelines for case reviews and providing assistance and referrals/resources for those inquiries that did not meet case review guidelines thereby reducing the number of complaints investigated. This has allowed the investigators to improve the quality of the investigations. With the addition of one FTE in FY23 and the Triage, it has also given the investigators a more manageable caseload.

PROGRAM DESCRIPTION

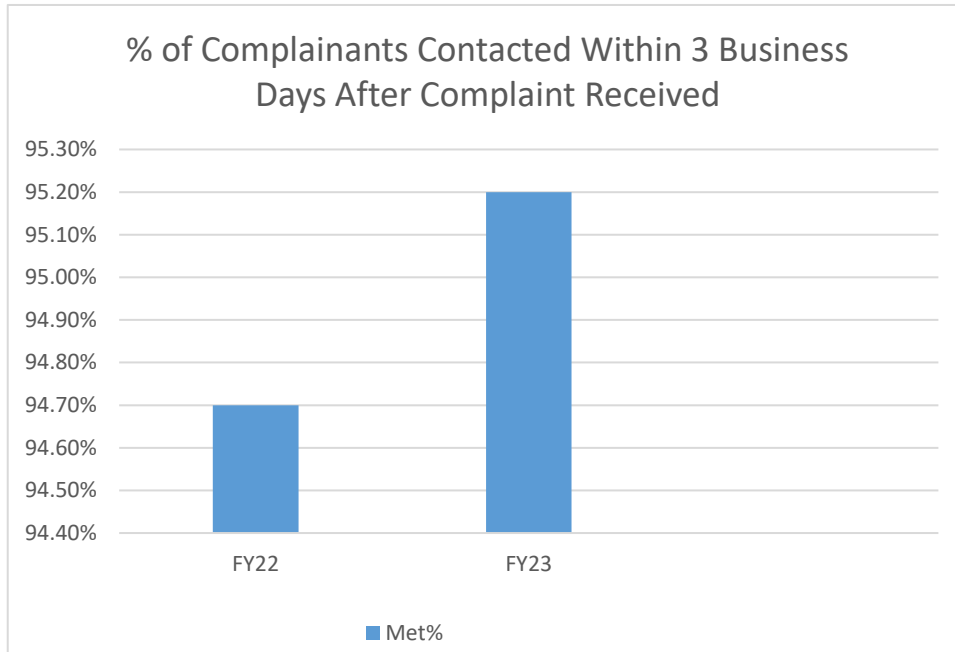
Department Office of Administration

HB Section(s):

Program Name Office of Child Advocate

Program is found in the following core budget(s):

2b. Provide a measure(s) of the program's quality.



1. Callers to OCA often believe that they are the customer. However, the children of the cases we review are our customers and the children's best interest may run counter to our caller's interest. We are unable to determine the children's satisfaction. We strive to improve the quality of our interactions with the complainants. The graph above shows the percent of complainants contacted within three business days after complaint received. Case files will be initially reviewed and complainants will be notified of a determination if a full review will be opened.

PROGRAM DESCRIPTION

Department Office of Administration

HB Section(s):

Program Name Office of Child Advocate

Program is found in the following core budget(s):

2c. Provide a measure(s) of the program's impact.

OCA increases the knowledge of the professionals and the general public regarding child welfare in three primary ways:

1. OCA has served on the following Task Forces and Work Groups to improve child welfare practice and raise awareness:
 - Child Fatality Review Program, state panel
 - Missouri State Foster Care and Adoption Board
 - Missouri State Juvenile Justice Advisory Board
 - Missouri Alliance for Children and Families Specialized Case Management Advisory Board

2. OCA has increased the knowledge of professionals through
 - Continuous visits to 46 Judicial Circuits meeting with workers, supervisors, and circuit managers
 - Leading and participating in trainings and webinars

3. Additional activities to increase the knowledge and outreach to families and citizens:
 - Event displays at state conferences
 - OCA website
 - Speaking engagements to various groups and organizations
 - Report distribution

PROGRAM DESCRIPTION

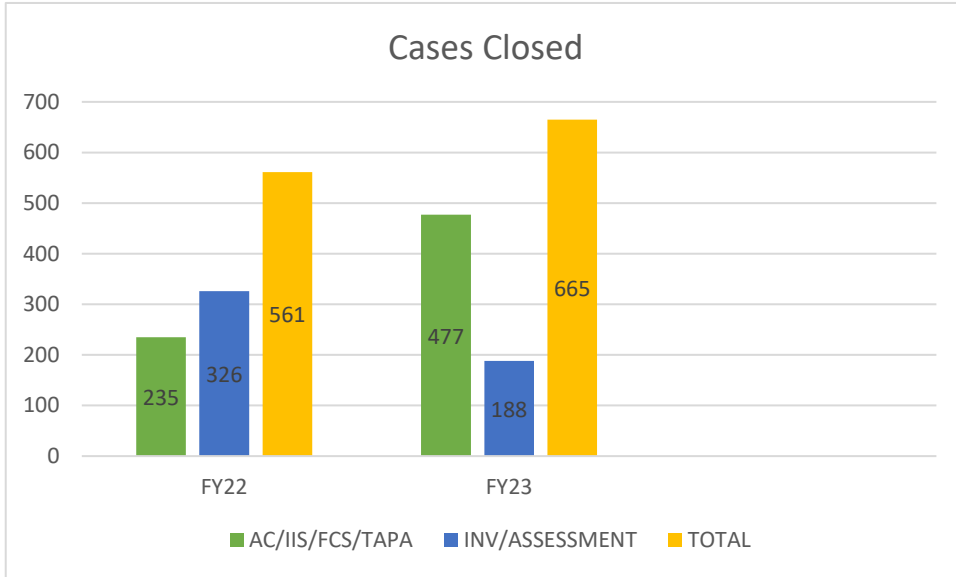
Department Office of Administration

HB Section(s):

Program Name Office of Child Advocate

Program is found in the following core budget(s):

2d. Provide a measure(s) of the program's efficiency.



1 additional FTE was added in FY23 which was an investigator position. This allowed for the large backlog of cases to be closed while still maintaining current caseloads. In FY23 There were 401 Complaints opened for Case Reviews, and OCA was able to close 665 cases. OCA has been able to improve efficiency in the office while still providing quality service to the children and to our complainants. Not included in this count, OCA completed a Circuit/ County Review in FY23

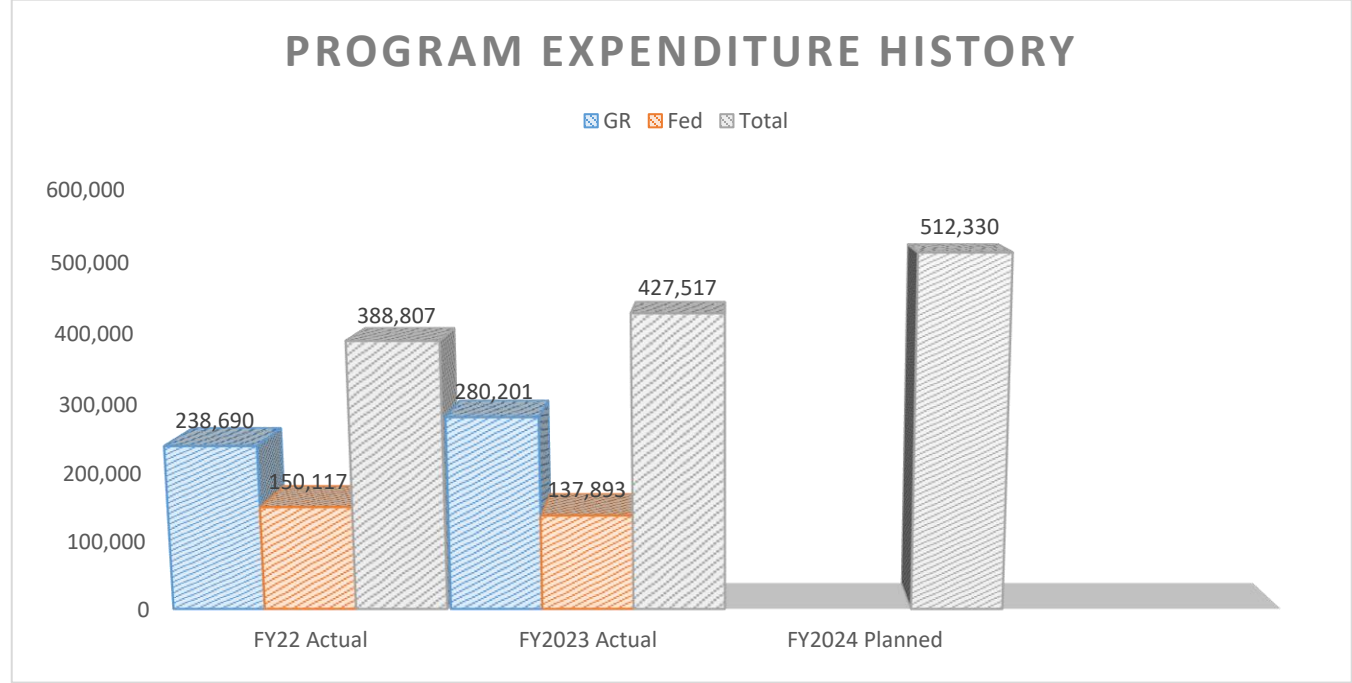
PROGRAM DESCRIPTION

Department Office of Administration

HB Section(s):

Program Name Office of Child Advocate

Program is found in the following core budget(s):



4. What are the sources of the “Other” funds?

N/A

5. What is the authorization for this program, i.e., federal or state statute, etc.? (Include the federal program number, if applicable.)

Section 37.700-37.730, 160.262, and 210.145 RSMO

6. Are there federal matching requirements? If yes, please explain.

No

7. Is this a federally mandated program? If yes, please explain.

NO

CORE DECISION ITEM

Department - Office of Administration	Budget Unit 31315C
Division - Assigned Program	
Core - Children's Trust Fund	HB Section 5.170

1. CORE FINANCIAL SUMMARY

	FY 2025 Budget Request					FY 2025 Governor's Recommendation			
	GR	Federal	Other	Total		GR	Federal	Other	Total
PS	0	0	346,679	346,679	PS	0	0	346,679	346,679
EE	0	0	212,803	212,803	EE	0	0	212,803	212,803
PSD	0	0	1,000	1,000	PSD	0	0	1,000	1,000
TRF	0	0	0	0	TRF	0	0	0	0
Total	0	0	560,482	560,482	Total	0	0	560,482	560,482
FTE	0.00	0.00	5.00	5.00	FTE	0.00	0.00	5.00	5.00

Est. Fringe	0	0	204,302	204,302
--------------------	---	---	---------	---------

Note: Fringes budgeted in House Bill 5 except for certain fringes budgeted directly to MoDOT, Highway Patrol, and Conservation.

Est. Fringe	0	0	204,302	129,207
--------------------	---	---	---------	---------

Note: Fringes budgeted in House Bill 5 except for certain fringes budgeted directly to MoDOT, Highway Patrol, and Conservation.

Other Funds:

Other Funds:

2. CORE DESCRIPTION

The Children's Trust Fund (CTF) is a quasi-governmental organization with a 501 c(3) designation that works to prevent child abuse and neglect through grant distribution, public education, awareness, and training. CTF was established by state statute in 1983 as a public-private partnership governed by a 17-member Board of Directors, including two members of the House of Representatives and two members of the Senate. Unique in its origin and mission, CTF is the only state agency to receive public and private revenue funding for the specific purpose of child abuse and neglect prevention. Funding is obtained from dedicated fees on marriage licenses and vital records, voluntary contributions designated on Missouri state income tax returns, sales of the specialty CTF prevent child abuse license plate, general donations, interest income from the Fund, and other grants. CTF funded programs include home visiting services for high risk families, child sexual abuse prevention/education, child fatality prevention, including distribution of cribs and safe sleep education, capacity-building for child abuse prevention agencies and professional development opportunities for prevention practitioners in Missouri.

3. PROGRAM LISTING (list programs included in this core funding)

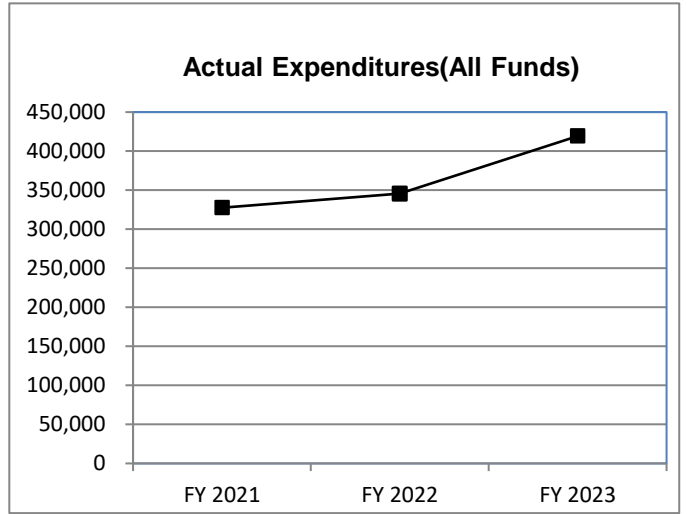
Prevention of child abuse and neglect.

CORE DECISION ITEM

Department - Office of Administration	Budget Unit <u>31315C</u>
Division - Assigned Program	
Core - Children's Trust Fund	HB Section <u>5.170</u>

4. FINANCIAL HISTORY

	FY 2021 Actual	FY 2022 Actual	FY 2023 Actual	FY 2024 Current Yr.
Appropriation (All Funds)	405,254	408,736	432,688	623,555
Less Reverted (All Funds)	0	0	0	0
Less Restricted (All Funds)*	0	0	0	0
Budget Authority (All Funds)	<u>405,254</u>	<u>408,736</u>	<u>432,688</u>	<u>623,555</u>
Actual Expenditures(All Funds)	<u>327,527</u>	<u>345,522</u>	<u>419,222</u>	N/A
Unexpended (All Funds)	<u><u>77,727</u></u>	<u><u>63,214</u></u>	<u><u>13,466</u></u>	N/A
Unexpended, by Fund:				
General Revenue	0	0	0	N/A
Federal	0	0	0	N/A
Other	77,727	63,214	13,466	N/A



*Current Year restricted amount is as of ____.

Reverted includes the statutory three percent reserve (when applicable).

Restricted includes any Governor's expenditure restriction which remained at the end of the fiscal year (when applicable).

NOTES:
Not subject to Governor's restriction. No general revenue.

CORE RECONCILIATION DETAIL

STATE
CHILDREN'S TRUST FUND - OPER

5. CORE RECONCILIATION DETAIL

	Budget Class	FTE	GR	Federal	Other	Total	Explanation
TAFP AFTER VETOES							
	PS	6.00	0	63,073	346,679	409,752	
	EE	0.00	0	0	212,803	212,803	
	PD	0.00	0	0	1,000	1,000	
	Total	6.00	0	63,073	560,482	623,555	
DEPARTMENT CORE ADJUSTMENTS							
Core Reduction	1106 2948 PS	(1.00)	0	(63,073)	0	(63,073)	Core reduction of a grants specialist position in CTF. There is a corresponding fund swap NDI requesting this position be paid for using CTF's dedicated fund.
NET DEPARTMENT CHANGES		(1.00)	0	(63,073)	0	(63,073)	
DEPARTMENT CORE REQUEST							
	PS	5.00	0	0	346,679	346,679	
	EE	0.00	0	0	212,803	212,803	
	PD	0.00	0	0	1,000	1,000	
	Total	5.00	0	0	560,482	560,482	
GOVERNOR'S RECOMMENDED CORE							
	PS	5.00	0	0	346,679	346,679	
	EE	0.00	0	0	212,803	212,803	
	PD	0.00	0	0	1,000	1,000	
	Total	5.00	0	0	560,482	560,482	

DECISION ITEM SUMMARY

Budget Unit									
Decision Item	FY 2023	FY 2023	FY 2024	FY 2024	FY 2025	FY 2025	FY 2025	FY 2025	FY 2025
Budget Object Summary	ACTUAL	ACTUAL	BUDGET	BUDGET	DEPT REQ	DEPT REQ	GOV REC	GOV REC	GOV REC
Fund	DOLLAR	FTE	DOLLAR	FTE	DOLLAR	FTE	DOLLAR	FTE	DOLLAR
CHILDREN'S TRUST FUND - OPER									
CORE									
PERSONAL SERVICES									
OA FEDERAL STIM 2021 FUND	0	0.00	63,073	1.00	0	0.00	0	0.00	0.00
CHILDREN'S TRUST	316,929	5.00	346,679	5.00	346,679	5.00	346,679	5.00	5.00
TOTAL - PS	316,929	5.00	409,752	6.00	346,679	5.00	346,679	5.00	5.00
EXPENSE & EQUIPMENT									
CHILDREN'S TRUST	102,293	0.00	212,803	0.00	212,803	0.00	212,803	0.00	0.00
TOTAL - EE	102,293	0.00	212,803	0.00	212,803	0.00	212,803	0.00	0.00
PROGRAM-SPECIFIC									
CHILDREN'S TRUST	0	0.00	1,000	0.00	1,000	0.00	1,000	0.00	0.00
TOTAL - PD	0	0.00	1,000	0.00	1,000	0.00	1,000	0.00	0.00
TOTAL	419,222	5.00	623,555	6.00	560,482	5.00	560,482	5.00	5.00
Pay Plan - 0000012									
PERSONAL SERVICES									
CHILDREN'S TRUST	0	0.00	0	0.00	0	0.00	13,112	0.00	0.00
TOTAL - PS	0	0.00	0	0.00	0	0.00	13,112	0.00	0.00
TOTAL	0	0.00	0	0.00	0	0.00	13,112	0.00	0.00
CTF Grant Specialist Fund Swap - 1300006									
PERSONAL SERVICES									
CHILDREN'S TRUST	0	0.00	0	0.00	63,073	1.00	63,073	1.00	1.00
TOTAL - PS	0	0.00	0	0.00	63,073	1.00	63,073	1.00	1.00
TOTAL	0	0.00	0	0.00	63,073	1.00	63,073	1.00	1.00
GRAND TOTAL	\$419,222	5.00	\$623,555	6.00	\$623,555	6.00	\$636,667	6.00	6.00

1/19/24 12:30

im_disummary

FLEXIBILITY REQUEST FORM

BUDGET UNIT NUMBER: 31316C	DEPARTMENT: Office of Administration
BUDGET UNIT NAME:	
HOUSE BILL SECTION: 5.170	DIVISION: CTF - Assigned Programs

1. Provide the amount by fund of personal service flexibility and the amount by fund of expense and equipment flexibility you are requesting in dollar and percentage terms and explain why the flexibility is needed. If flexibility is being requested among divisions, provide the amount by fund of flexibility you are requesting in dollar and percentage terms and explain why the flexibility is needed.

DEPARTMENT REQUEST

Children's Trust Fund (CTF) requests 25% flexibility between PS and E&E, and E&E and PSD. These appropriations are used solely for expenditures directly related to services that prevent child abuse and neglect. The flexibility would allow the Board of Directors to more effectively respond to emerging needs, like COVID-19 or other environmental threats to children's safety. This is the same amount that was approved in the FY24 budget.

2. Estimate how much flexibility will be used for the budget year. How much flexibility was used in the Prior Year Budget and the Current Year Budget? Please specify the amount.

PRIOR YEAR ACTUAL AMOUNT OF FLEXIBILITY USED	CURRENT YEAR ESTIMATED AMOUNT OF FLEXIBILITY THAT WILL BE USED	BUDGET REQUEST ESTIMATED AMOUNT OF FLEXIBILITY THAT WILL BE USED
\$0	Unknown	25% flexibility is being requested for FY 2024.

3. Please explain how flexibility was used in the prior and/or current years.

PRIOR YEAR EXPLAIN ACTUAL USE	CURRENT YEAR EXPLAIN PLANNED USE
\$0	Flexibility will allow the CTF to cover unforeseen expenses and to more effectively respond to emerging needs.

DECISION ITEM DETAIL

Budget Unit	FY 2023	FY 2023	FY 2024	FY 2024	FY 2025	FY 2025	FY 2025	FY 2025
Decision Item	ACTUAL	ACTUAL	BUDGET	BUDGET	DEPT REQ	DEPT REQ	GOV REC	GOV REC
Budget Object Class	DOLLAR	FTE	DOLLAR	FTE	DOLLAR	FTE	DOLLAR	FTE
CHILDREN'S TRUST FUND - OPER								
CORE								
PRINCIPAL ASST BOARD/COMMISSON	96,969	1.00	104,449	1.00	104,088	1.00	104,088	1.00
ADMIN SUPPORT ASSISTANT	34,889	1.00	41,591	1.00	41,591	1.00	41,591	1.00
AGENCY BUDGET ANALYST	58,439	1.00	59,742	1.00	66,000	1.00	66,000	1.00
GRANTS SPECIALIST	126,632	2.00	203,970	3.00	135,000	2.00	135,000	2.00
TOTAL - PS	316,929	5.00	409,752	6.00	346,679	5.00	346,679	5.00
TRAVEL, IN-STATE	7,928	0.00	12,046	0.00	13,000	0.00	13,000	0.00
TRAVEL, OUT-OF-STATE	7,187	0.00	12,757	0.00	13,000	0.00	13,000	0.00
SUPPLIES	6,835	0.00	7,000	0.00	8,500	0.00	8,500	0.00
PROFESSIONAL DEVELOPMENT	6,615	0.00	9,000	0.00	9,000	0.00	9,000	0.00
COMMUNICATION SERV & SUPP	1,960	0.00	5,000	0.00	5,000	0.00	5,000	0.00
PROFESSIONAL SERVICES	59,784	0.00	140,000	0.00	135,303	0.00	135,303	0.00
M&R SERVICES	344	0.00	2,000	0.00	1,000	0.00	1,000	0.00
OFFICE EQUIPMENT	3,588	0.00	10,000	0.00	13,000	0.00	13,000	0.00
OTHER EQUIPMENT	3,370	0.00	2,000	0.00	2,000	0.00	2,000	0.00
BUILDING LEASE PAYMENTS	1,418	0.00	4,000	0.00	4,000	0.00	4,000	0.00
EQUIPMENT RENTALS & LEASES	0	0.00	1,000	0.00	1,000	0.00	1,000	0.00
MISCELLANEOUS EXPENSES	3,264	0.00	8,000	0.00	8,000	0.00	8,000	0.00
TOTAL - EE	102,293	0.00	212,803	0.00	212,803	0.00	212,803	0.00
REFUNDS	0	0.00	1,000	0.00	1,000	0.00	1,000	0.00
TOTAL - PD	0	0.00	1,000	0.00	1,000	0.00	1,000	0.00
GRAND TOTAL	\$419,222	5.00	\$623,555	6.00	\$560,482	5.00	\$560,482	5.00
GENERAL REVENUE	\$0	0.00	\$0	0.00	\$0	0.00	\$0	0.00
FEDERAL FUNDS	\$0	0.00	\$63,073	1.00	\$0	0.00	\$0	0.00
OTHER FUNDS	\$419,222	5.00	\$560,482	5.00	\$560,482	5.00	\$560,482	5.00

NEW DECISION ITEM

RANK: _____ OF _____

Department- Office of Administration	Budget Unit 31315C
Division- Assigned Programs	
DI Name- CTF Grant Specialist Fund Swap DI# 1300006	HB Section 5.170

1. AMOUNT OF REQUEST

	FY 2025 Budget Request			
	GR	Federal	Other	Total
PS	0	0	63,073	63,073
EE	0	0	0	0
PSD	0	0	0	0
TRF	0	0	0	0
Total	0	0	63,073	63,073
FTE	0.00	0.00	1.00	1.00

	FY 2025 Governor's Recommendation			
	GR	Federal	Other	Total
PS	0	0	63,073	63,073
EE	0	0	0	0
PSD	0	0	0	0
TRF	0	0	0	0
Total	0	0	63,073	63,073
FTE	0.00	0.00	1.00	1.00

Est. Fringe	0	0	38,526	38,526
--------------------	---	---	--------	--------

Note: Fringes budgeted in House Bill 5 except for certain fringes budgeted directly to MoDOT, Highway Patrol, and Conservation.

Est. Fringe	0	0	38,526	38,526
--------------------	---	---	--------	--------

Note: Fringes budgeted in House Bill 5 except for certain fringes budgeted directly to MoDOT, Highway Patrol, and Conservation.

Other Funds: Children's Trust Fund (0694)
Non-Counts:

Other Funds:
Non-Counts:

2. THIS REQUEST CAN BE CATEGORIZED AS:

<input type="checkbox"/> New Legislation	<input type="checkbox"/> New Program	<input checked="" type="checkbox"/> Fund Switch
<input type="checkbox"/> Federal Mandate	<input type="checkbox"/> Program Expansion	<input type="checkbox"/> Cost to Continue
<input type="checkbox"/> GR Pick-Up	<input type="checkbox"/> Space Request	<input type="checkbox"/> Equipment Replacement
<input type="checkbox"/> Pay Plan	<input type="checkbox"/> Other: _____	

3. WHY IS THIS FUNDING NEEDED? PROVIDE AN EXPLANATION FOR ITEMS CHECKED IN #2. INCLUDE THE FEDERAL OR STATE STATUTORY OR CONSTITUTIONAL AUTHORIZATION FOR THIS PROGRAM.

For the last two years, CTF has used ARPA funding to pay for the salary of their public education coordinator. Prior to this, CTF had reallocate a position dedicated to public education to grants administration because their budget has grown considerably in the last six years (by 1081 percent including one-time funding and by 145 percent for core funding). This was necessary in order to ensure CTF could achieve their core mission of grant-making with excellence. Staffing is necessary to administer and monitor funds in order for funding to achieve its intended mission of preventing child abuse and neglect. Without the appropriate oversight of grants, funding does not create impact and could potentially be misused. The ARPA funding allowed CTF to hire a public education coordinator and to resume efforts to educate Missourians about how to prevent child abuse and neglect. CTF would like to continue this work when ARPA funds are expended by picking up this FTE with CTF's dedicated fund.

NEW DECISION ITEM

RANK: _____ OF _____

Department- Office of Administration	Budget Unit <u>31315C</u>
Division- Assigned Programs	
DI Name- CTF Grant Specialist Fund Swap DI# 1300006	HB Section <u>5.170</u>

4. DESCRIBE THE DETAILED ASSUMPTIONS USED TO DERIVE THE SPECIFIC REQUESTED AMOUNT. (How did you determine that the requested

There is an offsetting core reduction of \$63,073 and 1 FTE which matches the authority being requested. This amount was appropriated from ARPA in FY24.

5. BREAK DOWN THE REQUEST BY BUDGET OBJECT CLASS, JOB CLASS, AND FUND SOURCE. IDENTIFY ONE-TIME COSTS.

	Dept Req GR DOLLARS	Dept Req GR FTE	Dept Req FED DOLLARS	Dept Req FED FTE	Dept Req OTHER DOLLARS	Dept Req OTHER FTE	Dept Req TOTAL DOLLARS	Dept Req TOTAL FTE	Dept Req One-Time DOLLARS
					63,073	1.0	63,073	1.0	
							0	0.0	
Total PS	<u>0</u>	<u>0.0</u>	<u>0</u>	<u>0.0</u>	<u>63,073</u>	<u>1.0</u>	<u>63,073</u>	<u>1.0</u>	<u>0</u>
							0		
							0		
Total EE	<u>0</u>		<u>0</u>		<u>0</u>		<u>0</u>		<u>0</u>
Program Distributions							0		
Total PSD	<u>0</u>		<u>0</u>		<u>0</u>		<u>0</u>		<u>0</u>
Transfers									
Total TRF	<u>0</u>		<u>0</u>		<u>0</u>		<u>0</u>		<u>0</u>
Grand Total	<u><u>0</u></u>	<u><u>0.0</u></u>	<u><u>0</u></u>	<u><u>0.0</u></u>	<u><u>63,073</u></u>	<u><u>1.0</u></u>	<u><u>63,073</u></u>	<u><u>1.0</u></u>	<u><u>0</u></u>

NEW DECISION ITEM

RANK: _____ OF _____

Department- Office of Administration	Budget Unit <u>31315C</u>
Division- Assigned Programs	
DI Name- CTF Grant Specialist Fund Swap DI# 1300006	HB Section <u>5.170</u>

Budget Object Class/Job Class	Gov Rec GR DOLLARS	Gov Rec GR FTE	Gov Rec FED DOLLARS	Gov Rec FED FTE	Gov Rec OTHER DOLLARS	Gov Rec OTHER FTE	Gov Rec TOTAL DOLLARS	Gov Rec TOTAL FTE	Gov Rec One-Time DOLLARS
					63,073	1.0	63,073	1.0	
Total PS	<u>0</u>	<u>0.0</u>	<u>0</u>	<u>0.0</u>	<u>63,073</u>	<u>1.0</u>	<u>63,073</u>	<u>1.0</u>	<u>0</u>
							0	0.0	
							0		
							0		
Total EE	<u>0</u>		<u>0</u>		<u>0</u>		<u>0</u>		<u>0</u>
Program Distributions							0		
Total PSD	<u>0</u>		<u>0</u>		<u>0</u>		<u>0</u>		<u>0</u>
Transfers									
Total TRF	<u>0</u>		<u>0</u>		<u>0</u>		<u>0</u>		<u>0</u>
Grand Total	<u>0</u>	<u>0.0</u>	<u>0</u>	<u>0.0</u>	<u>63,073</u>	<u>1.0</u>	<u>63,073</u>	<u>1.0</u>	<u>0</u>

NEW DECISION ITEM

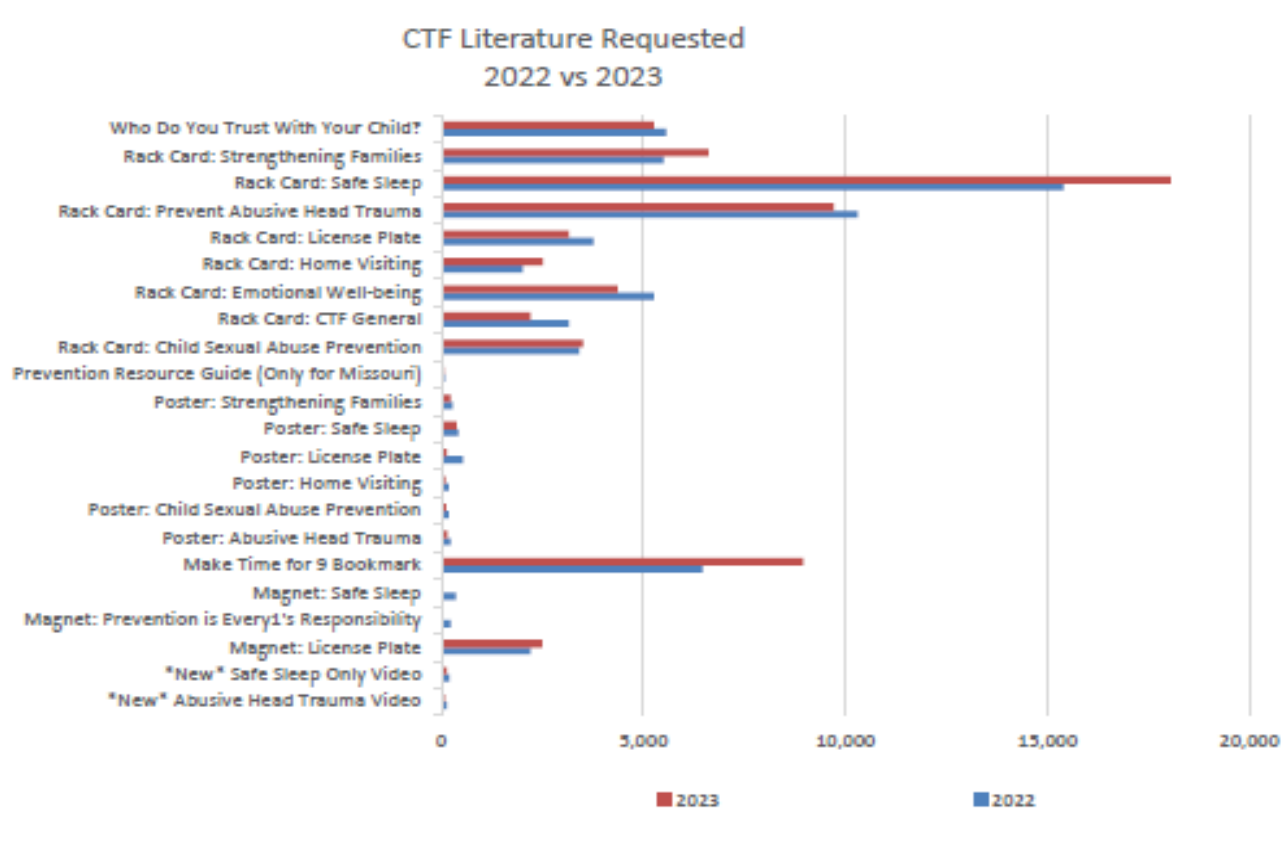
RANK: _____ OF _____

Department- Office of Administration	Budget Unit 31315C
Division- Assigned Programs	
DI Name- CTF Grant Specialist Fund Swap	DI# 1300006
	HB Section 5.170

6. PERFORMANCE MEASURES (If new decision item has an associated core, separately identify projected performance with & without additional funding.)

6a. Provide an activity measure(s) for the program.

6b. Provide a measure(s) of the program's quality.



NEW DECISION ITEM

RANK: _____ **OF** _____

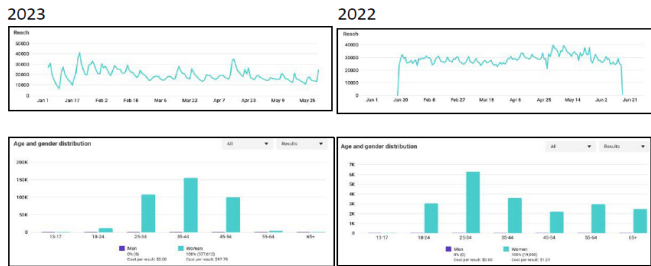
Department- Office of Administration	Budget Unit <u>31315C</u>
Division- Assigned Programs	
DI Name- CTF Grant Specialist Fund Swap DI# 1300006	HB Section <u>5.170</u>

6c. Provide a measure(s) of the program's impact.

Children's Trust Fund – Social
2022-2023 Comparison

Facebook and Instagram

- In 2022 we had a reach of 535,436 and in 2023 we had a reach of 377,612 unique users.



- There was a total of 21,017 Clicks in 2022 and 31,236 Clicks in 2023.
 - Females 18-24 was the demo with the highest clicks for 2022 and Females 35-44 as the demo with the highest clicks for 2023
- We had a higher CTR in 2023 at .89% vs. 2022 at .37%.

6d. Provide a measure(s) of the program's efficiency.

Social Media Engagement 2023 vs 2022

	Post Engagement	Post Comments	Post Saves	Post Reactions	Post Shares
2022	31,982	5	13	171	42
2023	624,860	25	103	711	210

NEW DECISION ITEM

RANK: _____ **OF** _____

Department- Office of Administration	Budget Unit 31315C
Division- Assigned Programs	
DI Name- CTF Grant Specialist Fund Swap DI# 1300006	HB Section 5.170

7. STRATEGIES TO ACHIEVE THE PERFORMANCE MEASUREMENT TARGETS:

Nurture partnership and strengthen networks. Develop original materials that are eye-catching, informative and easily accessed and consumable. Expand Social Media usage to spread awareness that our campaigns and materials exist. Use multi-media marketing to saturate our messaging statewide. Development of a positive community norms campaign to shift social norms in the state of Missouri in the realms of child discipline strategies and effect methods to prevent childhood sexual abuse, namely having conversations with your children that protect them from abuse. Information and items on the website as well as the many months of collaborative work with partners and feedback from stakeholders and community members.

DECISION ITEM DETAIL

Budget Unit	FY 2023	FY 2023	FY 2024	FY 2024	FY 2025	FY 2025	FY 2025	FY 2025
Decision Item	ACTUAL	ACTUAL	BUDGET	BUDGET	DEPT REQ	DEPT REQ	GOV REC	GOV REC
Budget Object Class	DOLLAR	FTE	DOLLAR	FTE	DOLLAR	FTE	DOLLAR	FTE
CHILDREN'S TRUST FUND - OPER								
CTF Grant Specialist Fund Swap - 1300006								
GRANTS SPECIALIST	0	0.00	0	0.00	63,073	1.00	63,073	1.00
TOTAL - PS	0	0.00	0	0.00	63,073	1.00	63,073	1.00
GRAND TOTAL	\$0	0.00	\$0	0.00	\$63,073	1.00	\$63,073	1.00
GENERAL REVENUE	\$0	0.00	\$0	0.00	\$0	0.00	\$0	0.00
FEDERAL FUNDS	\$0	0.00	\$0	0.00	\$0	0.00	\$0	0.00
OTHER FUNDS	\$0	0.00	\$0	0.00	\$63,073	1.00	\$63,073	1.00

CORE DECISION ITEM

Department - Office of Administration	Budget Unit <u>31316C</u>
Division - Assigned Programs	
Core - CTF Program Distribution	HB Section <u>5.170</u>

1. CORE FINANCIAL SUMMARY

	FY 2025 Budget Request					FY 2025 Governor's Recommendation			
	GR	Federal	Other	Total		GR	Federal	Other	Total
PS	0	0	0	0	PS	0	0	0	0
EE	0	250,000	800,000	1,050,000	EE	0	250,000	800,000	1,050,000
PSD	0	1,750,000	3,400,000	5,150,000	PSD	0	1,750,000	3,400,000	5,150,000
TRF	0	0	0	0	TRF	0	0	0	0
Total	0	2,000,000	4,200,000	6,200,000	Total	0	2,000,000	4,200,000	6,200,000
FTE	0.00	0.00	0.00	0.00	FTE	0.00	0.00	0.00	0.00

Est. Fringe	0	0	0	0
--------------------	---	---	---	---

Note: Fringes budgeted in House Bill 5 except for certain fringes budgeted directly to MoDOT, Highway Patrol, and Conservation.

Est. Fringe	0	0	0	0
--------------------	---	---	---	---

Note: Fringes budgeted in House Bill 5 except for certain fringes budgeted directly to MoDOT, Highway Patrol, and Conservation.

Other Funds: _____

2. CORE DESCRIPTION

The Children's Trust Fund works to reduce child abuse and neglect by funding local community-based interventions that strengthen families and decrease risk factors associated with abuse. CTF also works to educate Missourians on how to prevent child abuse and neglect.

3. PROGRAM LISTING (list programs included in this core funding)

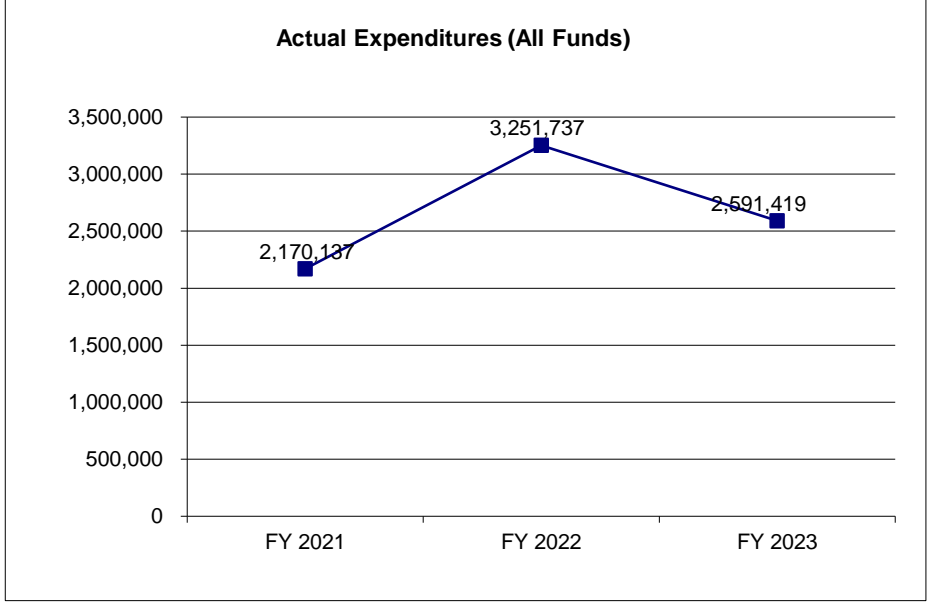
Prevention of child abuse and neglect and strengthening families through grant distribution, education, public awareness and partnerships.

CORE DECISION ITEM

Department - Office of Administration	Budget Unit <u>31316C</u>
Division - Assigned Programs	
Core - CTF Program Distribution	HB Section <u>5.170</u>

4. FINANCIAL HISTORY

	FY 2021 Actual	FY 2022 Actual	FY 2023 Actual	FY 2024 Current Yr.
Appropriation (All Funds)	3,050,000	3,800,000	5,858,025	6,200,000
Less Reverted (All Funds)	0	0	0	0
Less Restricted (All Funds)*	0	0	0	0
Budget Authority (All Funds)	3,050,000	3,800,000	5,858,025	6,200,000
Actual Expenditures (All Funds)	2,170,137	3,251,737	2,591,419	N/A
Unexpended (All Funds)	879,863	548,263	3,266,606	N/A
Unexpended, by Fund:				
General Revenue	0	0	0	N/A
Federal	0	5,000	1,400,570	N/A
Other	879,863	543,263	1,866,036	N/A



*Current Year restricted amount is as of _____.

Reverted includes the statutory three percent reserve amount (when applicable).
 Restricted includes any Governor's expenditure restrictions which remained at the end of the fiscal year (when applicable).

NOTES:

CORE RECONCILIATION DETAIL

STATE
CTF-PROGRAM

5. CORE RECONCILIATION DETAIL

	Budget Class	FTE	GR	Federal	Other	Total	Explanation
TAFP AFTER VETOES							
	EE	0.00	0	250,000	800,000	1,050,000	
	PD	0.00	0	1,750,000	3,400,000	5,150,000	
	Total	0.00	0	2,000,000	4,200,000	6,200,000	
DEPARTMENT CORE REQUEST							
	EE	0.00	0	250,000	800,000	1,050,000	
	PD	0.00	0	1,750,000	3,400,000	5,150,000	
	Total	0.00	0	2,000,000	4,200,000	6,200,000	
GOVERNOR'S RECOMMENDED CORE							
	EE	0.00	0	250,000	800,000	1,050,000	
	PD	0.00	0	1,750,000	3,400,000	5,150,000	
	Total	0.00	0	2,000,000	4,200,000	6,200,000	

DECISION ITEM SUMMARY

Budget Unit									
Decision Item	FY 2023	FY 2023	FY 2024	FY 2024	FY 2025	FY 2025	FY 2025	FY 2025	FY 2025
Budget Object Summary	ACTUAL	ACTUAL	BUDGET	BUDGET	DEPT REQ	DEPT REQ	GOV REC	GOV REC	GOV REC
Fund	DOLLAR	FTE	DOLLAR	FTE	DOLLAR	FTE	DOLLAR	FTE	DOLLAR
CTF-PROGRAM									
CORE									
PERSONAL SERVICES									
OA FEDERAL STIM 2021 FUND	48,986	0.92	0	0.00	0	0.00	0	0.00	0.00
TOTAL - PS	48,986	0.92	0	0.00	0	0.00	0	0.00	0.00
EXPENSE & EQUIPMENT									
OA FEDERAL STIM 2021 FUND	8,177	0.00	250,000	0.00	250,000	0.00	250,000	0.00	0.00
CHILDREN'S TRUST	619,312	0.00	800,000	0.00	800,000	0.00	800,000	0.00	0.00
TOTAL - EE	627,489	0.00	1,050,000	0.00	1,050,000	0.00	1,050,000	0.00	0.00
PROGRAM-SPECIFIC									
OA FEDERAL STIM 2021 FUND	100,292	0.00	1,750,000	0.00	1,750,000	0.00	1,750,000	0.00	0.00
CHILDREN'S TRUST	1,814,652	0.00	3,400,000	0.00	3,400,000	0.00	3,400,000	0.00	0.00
TOTAL - PD	1,914,944	0.00	5,150,000	0.00	5,150,000	0.00	5,150,000	0.00	0.00
TOTAL	2,591,419	0.92	6,200,000	0.00	6,200,000	0.00	6,200,000	0.00	0.00
GRAND TOTAL	\$2,591,419	0.92	\$6,200,000	0.00	\$6,200,000	0.00	\$6,200,000	0.00	0.00

DECISION ITEM DETAIL

Budget Unit	FY 2023	FY 2023	FY 2024	FY 2024	FY 2025	FY 2025	FY 2025	FY 2025
Decision Item	ACTUAL	ACTUAL	BUDGET	BUDGET	DEPT REQ	DEPT REQ	GOV REC	GOV REC
Budget Object Class	DOLLAR	FTE	DOLLAR	FTE	DOLLAR	FTE	DOLLAR	FTE
CTF-PROGRAM								
CORE								
MISCELLANEOUS PROFESSIONAL	48,986	0.92	0	0.00	0	0.00	0	0.00
TOTAL - PS	48,986	0.92	0	0.00	0	0.00	0	0.00
TRAVEL, IN-STATE	863	0.00	6,000	0.00	6,000	0.00	6,000	0.00
TRAVEL, OUT-OF-STATE	2,963	0.00	6,700	0.00	6,700	0.00	6,700	0.00
SUPPLIES	96	0.00	1,000	0.00	2,000	0.00	2,000	0.00
PROFESSIONAL DEVELOPMENT	995	0.00	0	0.00	500	0.00	500	0.00
PROFESSIONAL SERVICES	622,196	0.00	1,029,000	0.00	1,027,000	0.00	1,027,000	0.00
M&R SERVICES	0	0.00	300	0.00	300	0.00	300	0.00
OTHER EQUIPMENT	376	0.00	1,000	0.00	500	0.00	500	0.00
BUILDING LEASE PAYMENTS	0	0.00	1,000	0.00	2,000	0.00	2,000	0.00
MISCELLANEOUS EXPENSES	0	0.00	5,000	0.00	5,000	0.00	5,000	0.00
TOTAL - EE	627,489	0.00	1,050,000	0.00	1,050,000	0.00	1,050,000	0.00
PROGRAM DISTRIBUTIONS	1,914,944	0.00	5,150,000	0.00	5,150,000	0.00	5,150,000	0.00
TOTAL - PD	1,914,944	0.00	5,150,000	0.00	5,150,000	0.00	5,150,000	0.00
GRAND TOTAL	\$2,591,419	0.92	\$6,200,000	0.00	\$6,200,000	0.00	\$6,200,000	0.00
GENERAL REVENUE	\$0	0.00	\$0	0.00	\$0	0.00	\$0	0.00
FEDERAL FUNDS	\$157,455	0.92	\$2,000,000	0.00	\$2,000,000	0.00	\$2,000,000	0.00
OTHER FUNDS	\$2,433,964	0.00	\$4,200,000	0.00	\$4,200,000	0.00	\$4,200,000	0.00

CORE DECISION ITEM

Department - Office of Administration	Budget Unit <u>31319C</u>
Division - Assigned Programs	
Core - CTF Community Based Grants	HB Section <u>5.170</u>

1. CORE FINANCIAL SUMMARY

	FY 2025 Budget Request					FY 2025 Governor's Recommendation			
	GR	Federal	Other	Total		GR	Federal	Other	Total
PS	0	0	0	0	PS	0	0	0	0
EE	50,000	0	0	50,000	EE	50,000	0	0	50,000
PSD	450,000	0	0	450,000	PSD	450,000	0	0	450,000
TRF	0	0	0	0	TRF	0	0	0	0
Total	500,000	0	0	500,000	Total	500,000	0	0	500,000
FTE	0.00	0.00	0.00	0.00	FTE	0.00	0.00	0.00	0.00

Est. Fringe	0	0	0	0
--------------------	---	---	---	---

Note: Fringes budgeted in House Bill 5 except for certain fringes budgeted directly to MoDOT, Highway Patrol, and Conservation.

Est. Fringe	0	0	0	0
--------------------	---	---	---	---

Note: Fringes budgeted in House Bill 5 except for certain fringes budgeted directly to MoDOT, Highway Patrol, and Conservation.

Other Funds: _____

2. CORE DESCRIPTION

The Children's Trust Fund works to reduce child abuse and neglect by funding local community-based interventions that strengthen families and decrease risk factors associated with abuse. CTF also works to educate Missourians on how to prevent child abuse and neglect. These funds are specific to community-based grants to prevent child sexual abuse.

3. PROGRAM LISTING (list programs included in this core funding)

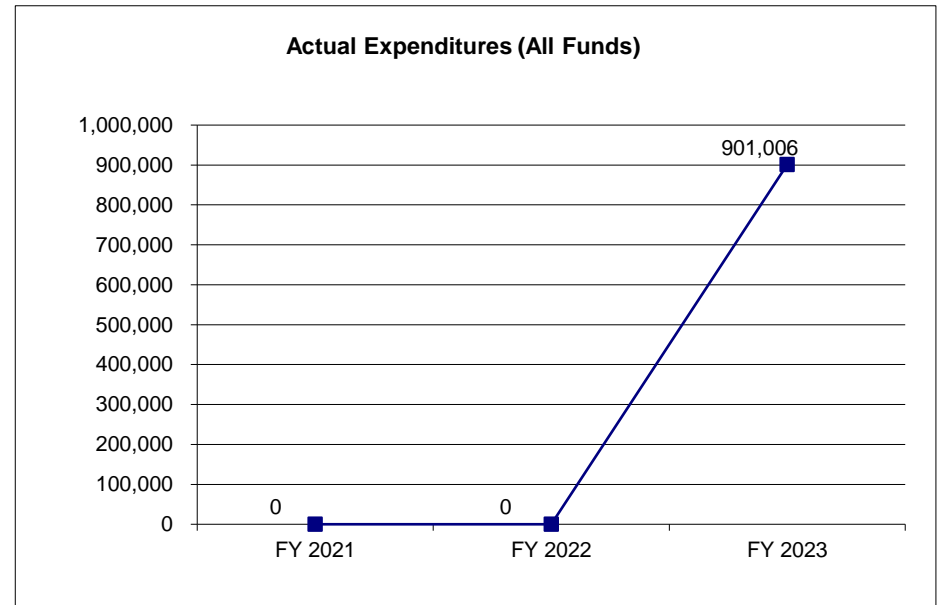
In FY25, these funds will support four (4) community-based child sexual abuse prevention initiatives in areas with high rates of reported child sexual abuse, and one (1) training and technical assistance program that will support all eight (8) community-based child sexual abuse prevention initiatives funded by CTF. The four (4) initiatives to be supported by these funds will utilize community collaboration and multiple strategies/programs to reduce child sexual abuse, including education programs for adults (e.g., Stewards of Children), education programs for children and youth (e.g., Child Safety Matters), prevention training and consultation services for youth-serving organizations (e.g., Awareness to Action Missouri), and evidence-based treatment programs for youth with problematic sexual behavior (e.g., Problematic Sexual Behavior – Cognitive-Behavioral Therapy).

CORE DECISION ITEM

Department - Office of Administration	Budget Unit <u>31319C</u>
Division - Assigned Programs	
Core - CTF Community Based Grants	HB Section <u>5.170</u>

4. FINANCIAL HISTORY

	FY 2021 Actual	FY 2022 Actual	FY 2023 Actual	FY 2024 Current Yr.
Appropriation (All Funds)	0	0	1,000,000	500,000
Less Reverted (All Funds)	0	0	(30,000)	(15,000)
Less Restricted (All Funds)*	0	0	0	0
Budget Authority (All Funds)	0	0	970,000	485,000
Actual Expenditures (All Funds)	0	0	901,006	N/A
Unexpended (All Funds)	0	0	68,994	N/A
Unexpended, by Fund:				
General Revenue	0	0	68,994	N/A
Federal	0	0	0	N/A
Other	0	0	0	N/A



*Current Year restricted amount is as of _____.

Reverted includes the statutory three percent reserve amount (when applicable).

Restricted includes any Governor's expenditure restrictions which remained at the end of the fiscal year (when applicable).

NOTES:

*unexpended funds was due to a fiscal year end computer glitch where an invoice did not get properly processed, causing the unexpended GR to be paid from the CTF Fund.

CORE RECONCILIATION DETAIL

**STATE
COMMUNITY BASED GRANTS**

5. CORE RECONCILIATION DETAIL

	Budget Class	FTE	GR	Federal	Other	Total	Explanation
TAFP AFTER VETOES							
	EE	0.00	50,000	0	0	50,000	
	PD	0.00	450,000	0	0	450,000	
	Total	0.00	500,000	0	0	500,000	
DEPARTMENT CORE REQUEST							
	EE	0.00	50,000	0	0	50,000	
	PD	0.00	450,000	0	0	450,000	
	Total	0.00	500,000	0	0	500,000	
GOVERNOR'S RECOMMENDED CORE							
	EE	0.00	50,000	0	0	50,000	
	PD	0.00	450,000	0	0	450,000	
	Total	0.00	500,000	0	0	500,000	

DECISION ITEM SUMMARY

Budget Unit								
Decision Item	FY 2023	FY 2023	FY 2024	FY 2024	FY 2025	FY 2025	FY 2025	FY 2025
Budget Object Summary	ACTUAL	ACTUAL	BUDGET	BUDGET	DEPT REQ	DEPT REQ	GOV REC	GOV REC
Fund	DOLLAR	FTE	DOLLAR	FTE	DOLLAR	FTE	DOLLAR	FTE
COMMUNITY BASED GRANTS								
CORE								
EXPENSE & EQUIPMENT								
GENERAL REVENUE	19,791	0.00	50,000	0.00	50,000	0.00	50,000	0.00
TOTAL - EE	19,791	0.00	50,000	0.00	50,000	0.00	50,000	0.00
PROGRAM-SPECIFIC								
GENERAL REVENUE	881,215	0.00	450,000	0.00	450,000	0.00	450,000	0.00
TOTAL - PD	881,215	0.00	450,000	0.00	450,000	0.00	450,000	0.00
TOTAL	901,006	0.00	500,000	0.00	500,000	0.00	500,000	0.00
GRAND TOTAL	\$901,006	0.00	\$500,000	0.00	\$500,000	0.00	\$500,000	0.00

DECISION ITEM DETAIL

Budget Unit	FY 2023	FY 2023	FY 2024	FY 2024	FY 2025	FY 2025	FY 2025	FY 2025
Decision Item	ACTUAL	ACTUAL	BUDGET	BUDGET	DEPT REQ	DEPT REQ	GOV REC	GOV REC
Budget Object Class	DOLLAR	FTE	DOLLAR	FTE	DOLLAR	FTE	DOLLAR	FTE
COMMUNITY BASED GRANTS								
CORE								
PROFESSIONAL SERVICES	19,791	0.00	50,000	0.00	50,000	0.00	50,000	0.00
TOTAL - EE	19,791	0.00	50,000	0.00	50,000	0.00	50,000	0.00
PROGRAM DISTRIBUTIONS	881,215	0.00	450,000	0.00	450,000	0.00	450,000	0.00
TOTAL - PD	881,215	0.00	450,000	0.00	450,000	0.00	450,000	0.00
GRAND TOTAL	\$901,006	0.00	\$500,000	0.00	\$500,000	0.00	\$500,000	0.00
GENERAL REVENUE	\$901,006	0.00	\$500,000	0.00	\$500,000	0.00	\$500,000	0.00
FEDERAL FUNDS	\$0	0.00	\$0	0.00	\$0	0.00	\$0	0.00
OTHER FUNDS	\$0	0.00	\$0	0.00	\$0	0.00	\$0	0.00

CORE DECISION ITEM

Department - Office of Administration	Budget Unit <u>31318C</u>
Division - Assigned Programs	
Core - CTF Infrastructure Grants	HB Section <u>5.170</u>

1. CORE FINANCIAL SUMMARY

	FY 2025 Budget Request				FY 2025 Governor's Recommendation			
	GR	Federal	Other	Total	GR	Federal	Other	Total
PS	0	0	0	0	0	0	0	0
EE	0	0	0	0	0	0	0	0
PSD	0	0	0	0	0	0	0	0
TRF	0	0	0	0	0	0	0	0
Total	0	0	0	0	0	0	0	0
FTE	0.00	0.00	0.00	0.00	0.00	0.00	0.00	0.00

Est. Fringe	0	0	0	0
--------------------	---	---	---	---

Note: Fringes budgeted in House Bill 5 except for certain fringes budgeted directly to MoDOT, Highway Patrol, and Conservation.

Est. Fringe	0	0	0	0
--------------------	---	---	---	---

Note: Fringes budgeted in House Bill 5 except for certain fringes budgeted directly to MoDOT, Highway Patrol, and Conservation.

Other Funds:

Other Funds:

2. CORE DESCRIPTION

This section included one-time funding for CTF Infrastructure Grants.

3. PROGRAM LISTING (list programs included in this core funding)

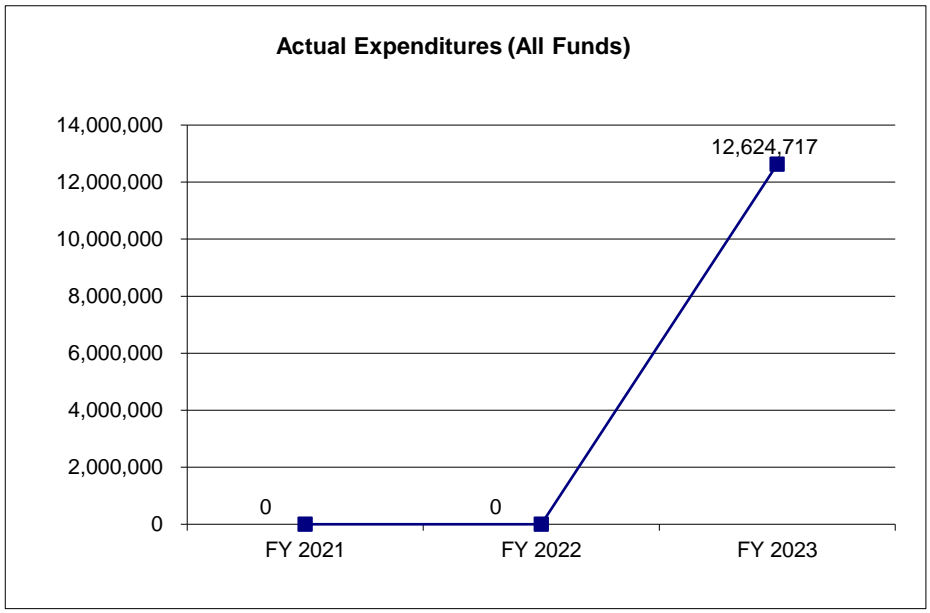
CTF Infrastructure Grants

CORE DECISION ITEM

Department - Office of Administration	Budget Unit <u>31318C</u>
Division - Assigned Programs	
Core - CTF Infrastructure Grants	HB Section <u>5.170</u>

4. FINANCIAL HISTORY

	FY 2021 Actual	FY 2022 Actual	FY 2023 Actual	FY 2024 Current Yr.
Appropriation (All Funds)	0	0	20,000,000	12,000,000
Less Reverted (All Funds)	0	0	0	0
Less Restricted (All Funds)*	0	0	0	0
Budget Authority (All Funds)	0	0	20,000,000	12,000,000
Actual Expenditures (All Funds)	0	0	12,624,717	N/A
Unexpended (All Funds)	0	0	7,375,283	N/A
Unexpended, by Fund:				
General Revenue	0	0	0	N/A
Federal	0	0	7,375,283	N/A
Other	0	0	0	N/A



*Current Year restricted amount is as of _____.

Reverted includes the statutory three percent reserve amount (when applicable).
 Restricted includes any Governor's expenditure restrictions which remained at the end of the fiscal year (when applicable).

NOTES:

CORE RECONCILIATION DETAIL

**STATE
INFRASTRUCTURE GRANTS**

5. CORE RECONCILIATION DETAIL

	Budget Class	FTE	GR	Federal	Other	Total	Explanation
TAFP AFTER VETOES							
	EE	0.00	0	300,000	0	300,000	
	PD	0.00	0	11,700,000	0	11,700,000	
	Total	0.00	0	12,000,000	0	12,000,000	
DEPARTMENT CORE ADJUSTMENTS							
1x Expenditures	741 2406 EE	0.00	0	(300,000)	0	(300,000)	Reduction of 1X CTF Infrastructure Grants funding.
1x Expenditures	741 2406 PD	0.00	0	(11,700,000)	0	(11,700,000)	Reduction of 1X CTF Infrastructure Grants funding.
	NET DEPARTMENT CHANGES	0.00	0	(12,000,000)	0	(12,000,000)	
DEPARTMENT CORE REQUEST							
	EE	0.00	0	0	0	0	
	PD	0.00	0	0	0	0	
	Total	0.00	0	0	0	0	
GOVERNOR'S RECOMMENDED CORE							
	EE	0.00	0	0	0	0	
	PD	0.00	0	0	0	0	
	Total	0.00	0	0	0	0	

DECISION ITEM SUMMARY

Budget Unit								
Decision Item	FY 2023	FY 2023	FY 2024	FY 2024	FY 2025	FY 2025	FY 2025	FY 2025
Budget Object Summary	ACTUAL	ACTUAL	BUDGET	BUDGET	DEPT REQ	DEPT REQ	GOV REC	GOV REC
Fund	DOLLAR	FTE	DOLLAR	FTE	DOLLAR	FTE	DOLLAR	FTE
INFRASTRUCTURE GRANTS								
CORE								
EXPENSE & EQUIPMENT								
BUDGET STABILIZATION	145,052	0.00	300,000	0.00	0	0.00	0	0.00
TOTAL - EE	145,052	0.00	300,000	0.00	0	0.00	0	0.00
PROGRAM-SPECIFIC								
BUDGET STABILIZATION	12,479,665	0.00	11,700,000	0.00	0	0.00	0	0.00
TOTAL - PD	12,479,665	0.00	11,700,000	0.00	0	0.00	0	0.00
TOTAL	12,624,717	0.00	12,000,000	0.00	0	0.00	0	0.00
GRAND TOTAL	\$12,624,717	0.00	\$12,000,000	0.00	\$0	0.00	\$0	0.00

DECISION ITEM DETAIL

Budget Unit	FY 2023	FY 2023	FY 2024	FY 2024	FY 2025	FY 2025	FY 2025	FY 2025
Decision Item	ACTUAL	ACTUAL	BUDGET	BUDGET	DEPT REQ	DEPT REQ	GOV REC	GOV REC
Budget Object Class	DOLLAR	FTE	DOLLAR	FTE	DOLLAR	FTE	DOLLAR	FTE
INFRASTRUCTURE GRANTS								
CORE								
PROFESSIONAL SERVICES	145,052	0.00	0	0.00	0	0.00	0	0.00
MISCELLANEOUS EXPENSES	0	0.00	300,000	0.00	0	0.00	0	0.00
TOTAL - EE	145,052	0.00	300,000	0.00	0	0.00	0	0.00
PROGRAM DISTRIBUTIONS	12,479,665	0.00	11,700,000	0.00	0	0.00	0	0.00
TOTAL - PD	12,479,665	0.00	11,700,000	0.00	0	0.00	0	0.00
GRAND TOTAL	\$12,624,717	0.00	\$12,000,000	0.00	\$0	0.00	\$0	0.00
GENERAL REVENUE	\$0	0.00	\$0	0.00	\$0	0.00		0.00
FEDERAL FUNDS	\$12,624,717	0.00	\$12,000,000	0.00	\$0	0.00		0.00
OTHER FUNDS	\$0	0.00	\$0	0.00	\$0	0.00		0.00

CORE DECISION ITEM

Department - Office of Administration	Budget Unit <u>31320C</u>
Division - Assigned Programs	
Core - Regional Collective Impact Hubs	HB Section <u>5.170</u>

1. CORE FINANCIAL SUMMARY

	FY 2025 Budget Request					FY 2025 Governor's Recommendation			
	GR	Federal	Other	Total		GR	Federal	Other	Total
PS	0	0	0	0	PS	0	0	0	0
EE	0	0	0	0	EE	0	0	0	0
PSD	1,000,000	0	0	1,000,000	PSD	1,000,000	0	0	1,000,000
TRF	0	0	0	0	TRF	0	0	0	0
Total	1,000,000	0	0	1,000,000	Total	1,000,000	0	0	1,000,000
FTE	0.00	0.00	0.00	0.00	FTE	0.00	0.00	0.00	0.00

Est. Fringe	0	0	0	0
--------------------	---	---	---	---

Note: Fringes budgeted in House Bill 5 except for certain fringes budgeted directly to MoDOT, Highway Patrol, and Conservation.

Est. Fringe	0	0	0	0
--------------------	---	---	---	---

Note: Fringes budgeted in House Bill 5 except for certain fringes budgeted directly to MoDOT, Highway Patrol, and Conservation.

Other Funds: _____

2. CORE DESCRIPTION

The Children's Trust Fund works to reduce child abuse and neglect by funding local community-based interventions that strengthen families and decrease risk factors associated with abuse. CTF also works to educate Missourians on how to prevent child abuse and neglect. These funds are specific to supporting regional home visiting collective impact sites in St. Louis, Kansas City, Boone County, Southwest Missouri and Southeast Missouri.

3. PROGRAM LISTING (list programs included in this core funding)

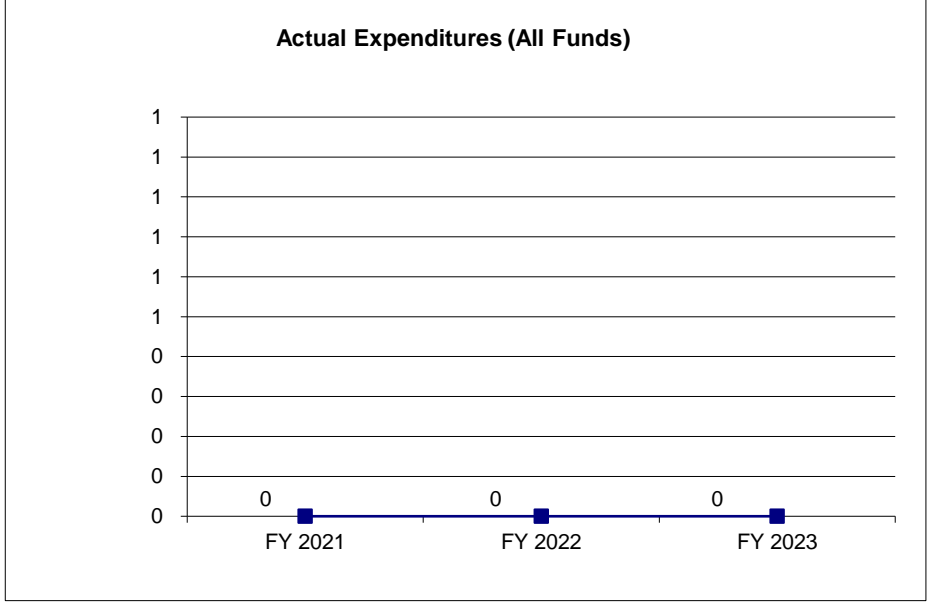
Research shows that home visiting programs work best when collaborating with other governmental and non-profit service agencies, including healthcare, mental health, and social support services. Collective Impact home visiting provides our state with the supportive infrastructure for maximizing the effectiveness, reach and impact of home visiting. Collective impact sites support the state's centralized referral system that reduces service duplication and facilitates access for families, match families with the home visiting service that meets their needs best, collect shared data and outcomes measures across home visiting provides, facilitate quality improvement and help align governmental and philanthropic home visiting funding. In urban areas, this means more efficient and effective services for families facing risks and reduced duplication of effort. In rural areas, collective impact improves access to resources which are typically only available in cities, including funding and specialized services and improved collaborative relationships across resource poor regions.

CORE DECISION ITEM

Department - Office of Administration	Budget Unit <u>31320C</u>
Division - Assigned Programs	
Core - Regional Collective Impact Hubs	HB Section <u>5.170</u>

4. FINANCIAL HISTORY

	FY 2021 Actual	FY 2022 Actual	FY 2023 Actual	FY 2024 Current Yr.
Appropriation (All Funds)	0	0	0	1,000,000
Less Reverted (All Funds)	0	0	0	(30,000)
Less Restricted (All Funds)*	0	0	0	0
Budget Authority (All Funds)	0	0	0	970,000
Actual Expenditures (All Funds)	0	0	0	N/A
Unexpended (All Funds)	0	0	0	N/A
Unexpended, by Fund:				
General Revenue	0	0	0	N/A
Federal	0	0	0	N/A
Other	0	0	0	N/A



*Current Year restricted amount is as of _____.

Reverted includes the statutory three percent reserve amount (when applicable).

Restricted includes any Governor's expenditure restrictions which remained at the end of the fiscal year (when applicable).

NOTES:

CORE RECONCILIATION DETAIL

**STATE
REGIONAL COLLECTIVE IMPCT HUBS**

5. CORE RECONCILIATION DETAIL

	Budget Class	FTE	GR	Federal	Other	Total	Explanation
TAFP AFTER VETOES							
	PD	0.00	1,000,000	0	0	1,000,000	
	Total	0.00	1,000,000	0	0	1,000,000	
DEPARTMENT CORE REQUEST							
	PD	0.00	1,000,000	0	0	1,000,000	
	Total	0.00	1,000,000	0	0	1,000,000	
GOVERNOR'S RECOMMENDED CORE							
	PD	0.00	1,000,000	0	0	1,000,000	
	Total	0.00	1,000,000	0	0	1,000,000	

DECISION ITEM SUMMARY

Budget Unit								
Decision Item	FY 2023	FY 2023	FY 2024	FY 2024	FY 2025	FY 2025	FY 2025	FY 2025
Budget Object Summary	ACTUAL	ACTUAL	BUDGET	BUDGET	DEPT REQ	DEPT REQ	GOV REC	GOV REC
Fund	DOLLAR	FTE	DOLLAR	FTE	DOLLAR	FTE	DOLLAR	FTE
REGIONAL COLLECTIVE IMPCT HUBS								
CORE								
PROGRAM-SPECIFIC								
GENERAL REVENUE	0	0.00	1,000,000	0.00	1,000,000	0.00	1,000,000	0.00
TOTAL - PD	0	0.00	1,000,000	0.00	1,000,000	0.00	1,000,000	0.00
TOTAL	0	0.00	1,000,000	0.00	1,000,000	0.00	1,000,000	0.00
GRAND TOTAL	\$0	0.00	\$1,000,000	0.00	\$1,000,000	0.00	\$1,000,000	0.00

DECISION ITEM DETAIL

Budget Unit	FY 2023	FY 2023	FY 2024	FY 2024	FY 2025	FY 2025	FY 2025	FY 2025
Decision Item	ACTUAL	ACTUAL	BUDGET	BUDGET	DEPT REQ	DEPT REQ	GOV REC	GOV REC
Budget Object Class	DOLLAR	FTE	DOLLAR	FTE	DOLLAR	FTE	DOLLAR	FTE
REGIONAL COLLECTIVE IMPCT HUBS								
CORE								
PROGRAM DISTRIBUTIONS	0	0.00	1,000,000	0.00	1,000,000	0.00	1,000,000	0.00
TOTAL - PD	0	0.00	1,000,000	0.00	1,000,000	0.00	1,000,000	0.00
GRAND TOTAL	\$0	0.00	\$1,000,000	0.00	\$1,000,000	0.00	\$1,000,000	0.00
GENERAL REVENUE	\$0	0.00	\$1,000,000	0.00	\$1,000,000	0.00	\$1,000,000	0.00
FEDERAL FUNDS	\$0	0.00	\$0	0.00	\$0	0.00	\$0	0.00
OTHER FUNDS	\$0	0.00	\$0	0.00	\$0	0.00	\$0	0.00

CORE DECISION ITEM

Department - Office of Administration	Budget Unit <u>31321C</u>
Division - Assigned Programs	
Core - CTF Childcare Planning	HB Section <u>5.170</u>

1. CORE FINANCIAL SUMMARY

	FY 2025 Budget Request					FY 2025 Governor's Recommendation			
	GR	Federal	Other	Total		GR	Federal	Other	Total
PS	0	0	0	0	PS	0	0	0	0
EE	0	0	0	0	EE	0	0	0	0
PSD	900,000	0	0	900,000	PSD	900,000	0	0	900,000
TRF	0	0	0	0	TRF	0	0	0	0
Total	900,000	0	0	900,000	Total	900,000	0	0	900,000
FTE	0.00	0.00	0.00	0.00	FTE	0.00	0.00	0.00	0.00

Est. Fringe	0	0	0	0
--------------------	---	---	---	---

Note: Fringes budgeted in House Bill 5 except for certain fringes budgeted directly to MoDOT, Highway Patrol, and Conservation.

Est. Fringe	0	0	0	0
--------------------	---	---	---	---

Note: Fringes budgeted in House Bill 5 except for certain fringes budgeted directly to MoDOT, Highway Patrol, and Conservation.

Other Funds: _____

2. CORE DESCRIPTION

The Children's Trust Fund works to reduce child abuse and neglect by funding local community-based interventions that strengthen families and decrease risk factors associated with abuse. CTF also works to educate Missourians on how to prevent child abuse and neglect.

3. PROGRAM LISTING (list programs included in this core funding)

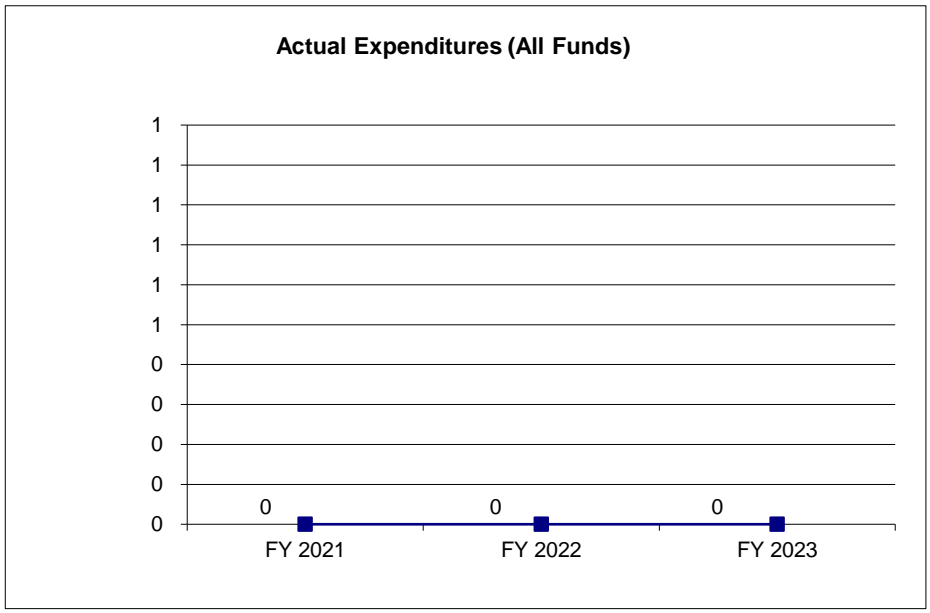
These funds are specific to supporting families' access to quality childcare and early education. Funds shall be used for analysis and planning in conjunction with local stakeholders to develop and implement community plans to improve access to quality childcare and early education. The program will provide direct and technical assistance to at least ten communities, with priority given to communities with a population fewer than 40,000.

CORE DECISION ITEM

Department - Office of Administration	Budget Unit <u>31321C</u>
Division - Assigned Programs	
Core - CTF Childcare Planning	HB Section <u>5.170</u>

4. FINANCIAL HISTORY

	FY 2021 Actual	FY 2022 Actual	FY 2023 Actual	FY 2024 Current Yr.
Appropriation (All Funds)	0	0	0	900,000
Less Reverted (All Funds)	0	0	0	(27,000)
Less Restricted (All Funds)*	0	0	0	0
Budget Authority (All Funds)	0	0	0	873,000
Actual Expenditures (All Funds)	0	0	0	N/A
Unexpended (All Funds)	0	0	0	N/A
Unexpended, by Fund:				
General Revenue	0	0	0	N/A
Federal	0	0	0	N/A
Other	0	0	0	N/A



*Current Year restricted amount is as of _____.

Reverted includes the statutory three percent reserve amount (when applicable).

Restricted includes any Governor's expenditure restrictions which remained at the end of the fiscal year (when applicable).

NOTES:

CORE RECONCILIATION DETAIL

STATE
CTF-CHILDCARE PLANNING

5. CORE RECONCILIATION DETAIL

	Budget Class	FTE	GR	Federal	Other	Total	Explanation
TAFP AFTER VETOES	PD	0.00	900,000	0	0	900,000	
	Total	0.00	900,000	0	0	900,000	
DEPARTMENT CORE REQUEST	PD	0.00	900,000	0	0	900,000	
	Total	0.00	900,000	0	0	900,000	
GOVERNOR'S RECOMMENDED CORE	PD	0.00	900,000	0	0	900,000	
	Total	0.00	900,000	0	0	900,000	

DECISION ITEM SUMMARY

Budget Unit								
Decision Item	FY 2023	FY 2023	FY 2024	FY 2024	FY 2025	FY 2025	FY 2025	FY 2025
Budget Object Summary	ACTUAL	ACTUAL	BUDGET	BUDGET	DEPT REQ	DEPT REQ	GOV REC	GOV REC
Fund	DOLLAR	FTE	DOLLAR	FTE	DOLLAR	FTE	DOLLAR	FTE
CTF-CHILDCARE PLANNING								
CORE								
PROGRAM-SPECIFIC								
GENERAL REVENUE	0	0.00	900,000	0.00	900,000	0.00	900,000	0.00
TOTAL - PD	0	0.00	900,000	0.00	900,000	0.00	900,000	0.00
TOTAL	0	0.00	900,000	0.00	900,000	0.00	900,000	0.00
GRAND TOTAL	\$0	0.00	\$900,000	0.00	\$900,000	0.00	\$900,000	0.00

DECISION ITEM DETAIL

Budget Unit	FY 2023	FY 2023	FY 2024	FY 2024	FY 2025	FY 2025	FY 2025	FY 2025
Decision Item	ACTUAL	ACTUAL	BUDGET	BUDGET	DEPT REQ	DEPT REQ	GOV REC	GOV REC
Budget Object Class	DOLLAR	FTE	DOLLAR	FTE	DOLLAR	FTE	DOLLAR	FTE
CTF-CHILDCARE PLANNING								
CORE								
PROGRAM DISTRIBUTIONS	0	0.00	900,000	0.00	900,000	0.00	900,000	0.00
TOTAL - PD	0	0.00	900,000	0.00	900,000	0.00	900,000	0.00
GRAND TOTAL	\$0	0.00	\$900,000	0.00	\$900,000	0.00	\$900,000	0.00
GENERAL REVENUE	\$0	0.00	\$900,000	0.00	\$900,000	0.00	\$900,000	0.00
FEDERAL FUNDS	\$0	0.00	\$0	0.00	\$0	0.00	\$0	0.00
OTHER FUNDS	\$0	0.00	\$0	0.00	\$0	0.00	\$0	0.00

PROGRAM DESCRIPTION

Department – Office of Administration

HB Section(s): 5.170

Program Name – Children’s Trust Fund – Prevention of Child Abuse & Neglect

Program is found in the following core budget(s): CTF Operating & CTF Program

1a. What strategic priority does this program address?

To reduce child abuse and neglect.

1b. What does this program do?

Children's Trust Fund (CTF) provides grants to community-based programs and initiatives designed to prevent child abuse and neglect. In FY23, Children's Trust Fund provided 58 prevention grants, supporting programs and initiatives related to capacity-building for organizations providing prevention services, child sexual abuse prevention, caring for children with developmental disabilities, home visiting direct services and collective impact, parent leadership, and infant safe sleep. CTF also provides child abuse prevention education to the general public through media campaigns and an extensive library of literature that is provided free of charge to all Missouri residents and businesses.

2a. Provide an activity measure(s) for the program.

**FY2023 Individuals Served through CTF
Prevention Funds**

Adults Served	7,487
Children Served	3,740
Professionals Trained	1,034
# of Home Visits Completed	13,166

PROGRAM DESCRIPTION

Department – Office of Administration

HB Section(s): 5.170

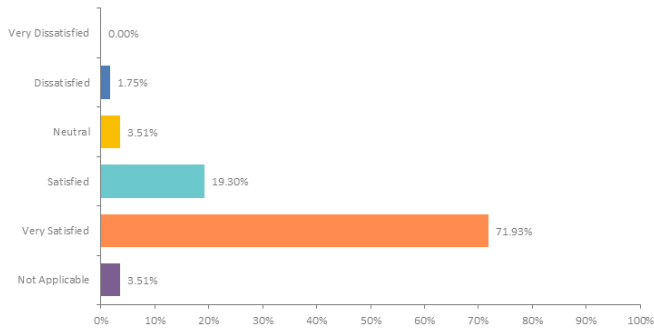
Program Name – Children’s Trust Fund – Prevention of Child Abuse & Neglect

Program is found in the following core budget(s): CTF Operating & CTF Program

2b. Provide a measure(s) of the program’s quality.

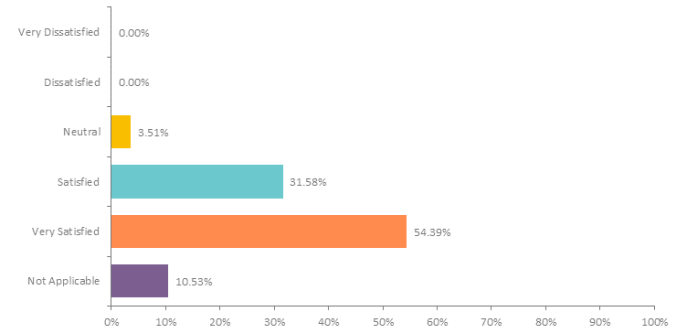
How would you rate your satisfaction with the professionalism of the CTF staff?

Answered: 57 Skipped: 1



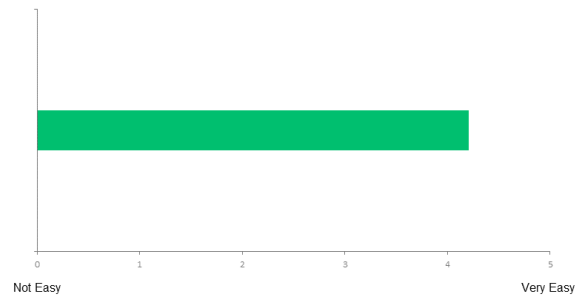
How would you rate your satisfaction with the responsiveness of CTF staff to your needs (timeliness, quality)?

Answered: 57 Skipped: 1



Overall, how easy it is to do business with the Children’s Trust Fund?

Answered: 52 Skipped: 6



PROGRAM DESCRIPTION

Department – Office of Administration

HB Section(s): 5.170

Program Name – Children’s Trust Fund – Prevention of Child Abuse & Neglect

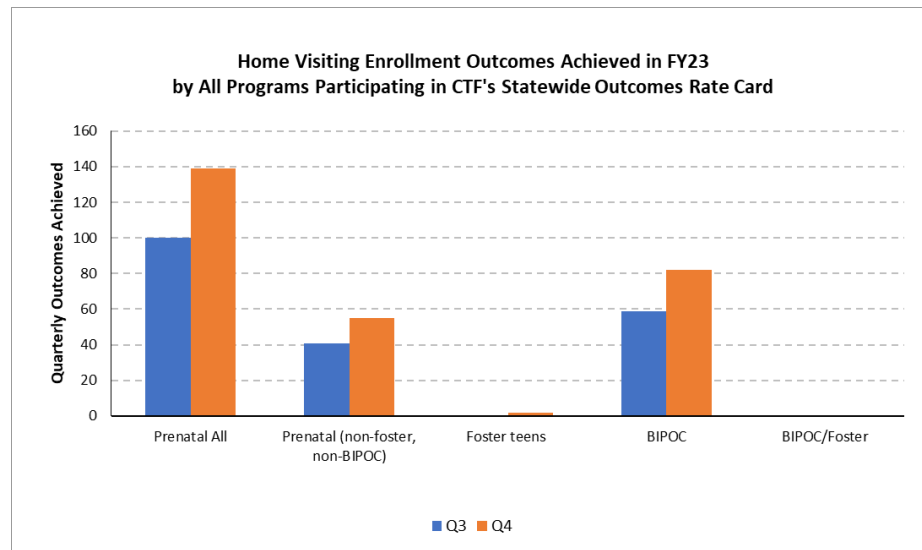
Program is found in the following core budget(s): CTF Operating & CTF Program

2c. Provide a measure(s) of the program’s impact.

Missouri Children’s Division Annual Report:

Child Abuse and Neglect Data

	# Children Reported	# Children in Substantiated Case
FY 2013	91,812	6,066
FY 2014	102,100	6,439
FY 2015	100,625	6,244
FY 2016	106,067	6,302
FY 2017	98,270	5,141
FY 2018	106,090	5,633
FY 2019	89,738	5,225
FY 2020	78,328	4,736
FY 2021	77,108	4,688
FY 2022	81,001	4,151



NOTE: CTF typically awards 4-year funding through area-specific grant programs (e.g., child sexual abuse prevention grant program), and evaluates the impact of services provided through the grant program at the end of the funding period. Currently, we have evaluations in progress for a child sexual abuse prevention grant program ending June 2025, a safe sleep grant program ending June 2025, and a statewide home visiting outcomes rate card initiative ending June 2027. Impact measures for these programs will be available in the state fiscal year following their respective expiration dates. Early home visiting enrollment data for the statewide outcomes rate card initiative has been provided, above. Ultimately, all CTF-funded programs are working to reduce child abuse in Missouri, so statewide data on the number of substantiated child abuse reports has also been provided, above.

PROGRAM DESCRIPTION

Department – Office of Administration

HB Section(s): 5.170

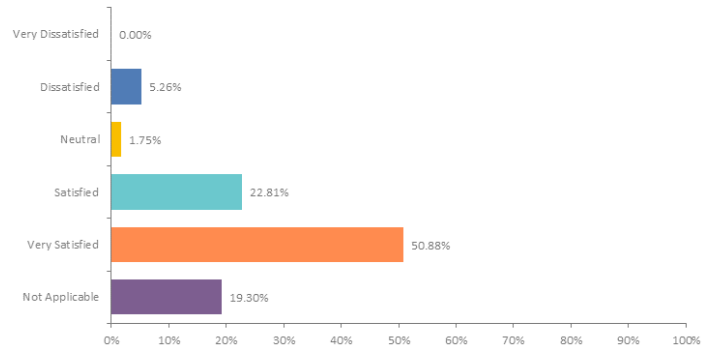
Program Name – Children’s Trust Fund – Prevention of Child Abuse & Neglect

Program is found in the following core budget(s): CTF Operating & CTF Program

2d. Provide a measure(s) of the program’s efficiency.

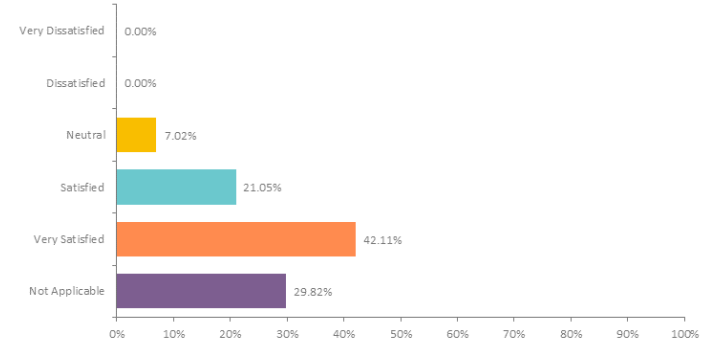
If your agency has applied for CTF funding, how would you rate your satisfaction with the overall funding process from notification of the funding opportunity to notification of award(s)?

Answered: 57 Skipped: 1



Please rate your satisfaction with the overall invoicing process and timeliness of grant reimbursements.

Answered: 57 Skipped: 1



PROGRAM DESCRIPTION

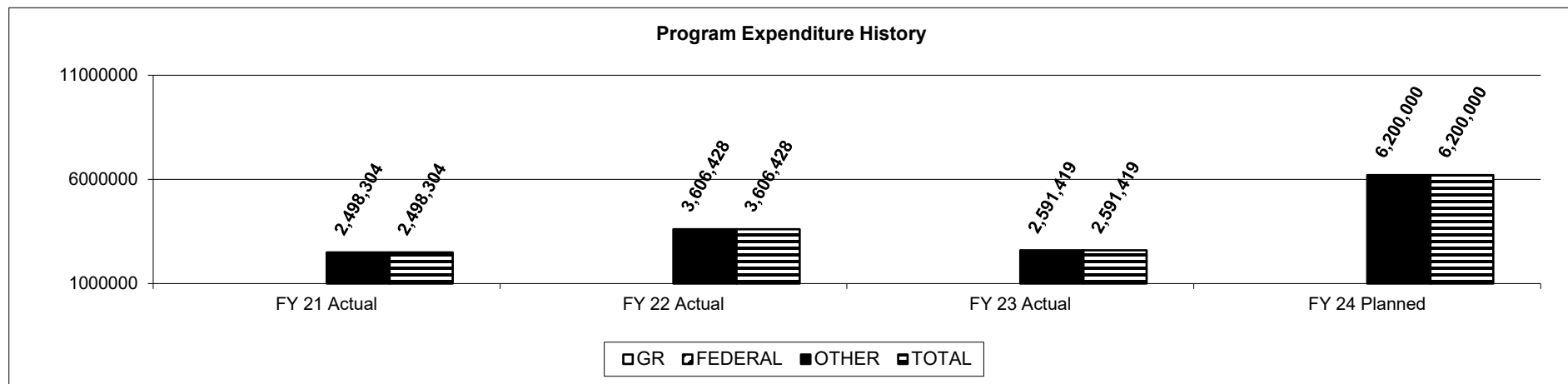
Department – Office of Administration

HB Section(s): 5.170

Program Name – Children’s Trust Fund – Prevention of Child Abuse & Neglect

Program is found in the following core budget(s): CTF Operating & CTF Program

3. Provide actual expenditures for the prior three fiscal years and planned expenditures for the current fiscal year. (Note: Amounts do not include fringe benefit costs.)



4. What are the sources of the “Other” funds?

Donations, federal grant, license plate fees, vital record fees, marriage license fees and income tax check-off. Sections 210.173, 143.100, 193.265, 451.151 and 301.463 RSMo

5. What is the authorization for this program, i.e., federal or state statute, etc.? (Include the federal program number, if applicable.)

Section 210.170-210.173, RSMo

6. Are there federal matching requirements? If yes, please explain.

No.

7. Is this a federally mandated program? If yes, please explain.

No.

CORE DECISION ITEM

Department	Office of Administration	Budget Unit	<u>31430C</u>
Division	Assigned Programs		
Core	Governor's Council on Disability	HB Section	<u>5.175</u>

1. CORE FINANCIAL SUMMARY

	FY 2025 Budget Request					FY 2025 Governor's Recommendation			
	GR	Federal	Other	Total		GR	Federal	Other	Total
PS	222,766	0	0	222,766	PS	222,766	0	0	222,766
EE	26,065	0	0	26,065	EE	26,065	0	0	26,065
PSD	0	0	0	0	PSD	0	0	0	0
TRF	0	0	0	0	TRF	0	0	0	0
Total	248,831	0	0	248,831	Total	248,831	0	0	248,831
FTE	4.00	0.00	0.00	4.00	FTE	4.00	0.00	0.00	4.00

Est. Fringe	<u>143,101</u>	<u>0</u>	<u>0</u>	<u>143,101</u>
--------------------	----------------	----------	----------	----------------

Note: Fringes budgeted in House Bill 5 except for certain fringes budgeted directly to MoDOT, Highway Patrol, and Conservation.

Est. Fringe	<u>143,101</u>	<u>0</u>	<u>0</u>	<u>143,101</u>
--------------------	----------------	----------	----------	----------------

Note: Fringes budgeted in House Bill 5 except for certain fringes budgeted directly to MoDOT, Highway Patrol, and Conservation.

Other Funds:

Other Funds:

2. CORE DESCRIPTION

The Governor's Council on Disability (GCD) provides leadership, education, and assistance to persons with disabilities, state government, businesses and organizations through:

1. Technical Assistance and Information/Referral
2. Presentations and education on the Americans with Disabilities Act, disability rights, employment, disability awareness, service animals, and advocacy
3. Providing recommendations on policies and practices to increase inclusion in employment and community life for persons with disabilities
4. Advising employers on hiring of and employment practices for persons with disabilities
5. Providing annual Missouri Youth Leadership Forum for high school students with disabilities and ongoing leadership training for program alumni
6. Educating consumers on the legislative process and publishing the disability-related Legislative Update during the Missouri legislative session
7. Recognizing best practices in Missouri of Inclusion and Youth Leadership through annual awards programs
8. Raising awareness about the importance of employment of people with disabilities through annual Disability Employment Awareness Month poster contest and involvement in employment initiatives.

3. PROGRAM LISTING (list programs included in this core funding)

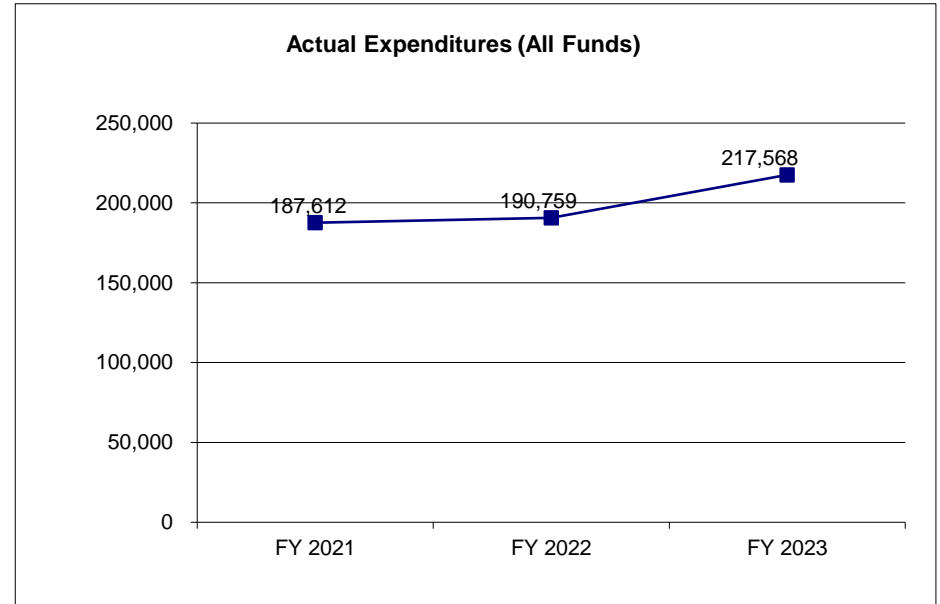
GCD: technical assistance and information/referral; presentations and education on disability related topics; recommendations to state and local government, organizations, businesses and organizations on policies to promote inclusion; advise employers on hiring and employment of individuals with disabilities; educate individuals on the legislative process and on progress of proposed legislation affecting individuals with disabilities during the legislative session; host youth programs including the annual Missouri Youth Leadership Forum and continuing leadership activities for graduates of the program; recognize best practices in the areas of Inclusion and Youth Leadership, raise awareness about inclusion of citizens with disabilities, provide newsletter on disability related information.

CORE DECISION ITEM

Department	Office of Administration	Budget Unit	<u>31430C</u>
Division	Assigned Programs	HB Section	<u>5.175</u>
Core	Governor's Council on Disability		

4. FINANCIAL HISTORY

	FY 2021 Actual	FY 2022 Actual	FY 2023 Actual	FY 2024 Current Yr.
Appropriation (All Funds)	212,215	214,437	230,604	248,831
Less Reverted (All Funds)	(6,366)	(6,434)	(6,918)	(6,918)
Less Restricted (All Funds)*	0	0	0	0
Budget Authority (All Funds)	205,849	208,003	223,686	241,913
Actual Expenditures (All Funds)	187,612	190,759	217,568	N/A
Unexpended (All Funds)	18,237	17,244	6,118	N/A
Unexpended, by Fund:				
General Revenue	18,237	17,244	6,118	N/A
Federal	0	0	0	N/A
Other	0	0	0	N/A



*Current Year restricted amount is as of _____.

Reverted includes the statutory three percent reserve amount (when applicable).

Restricted includes any Governor's expenditure restrictions which remained at the end of the fiscal year (when applicable).

NOTES:

Unexpended GR funds in FY21 and FY22 are due to cancellations of programs, outreach activities, and events due to COVID.

CORE RECONCILIATION DETAIL

STATE
GOV COUNCIL ON DISABILITY

5. CORE RECONCILIATION DETAIL

	Budget Class	FTE	GR	Federal	Other	Total	Explanation
TAFP AFTER VETOES							
	PS	4.00	222,766	0	0	222,766	
	EE	0.00	26,065	0	0	26,065	
	Total	4.00	248,831	0	0	248,831	
DEPARTMENT CORE REQUEST							
	PS	4.00	222,766	0	0	222,766	
	EE	0.00	26,065	0	0	26,065	
	Total	4.00	248,831	0	0	248,831	
GOVERNOR'S RECOMMENDED CORE							
	PS	4.00	222,766	0	0	222,766	
	EE	0.00	26,065	0	0	26,065	
	Total	4.00	248,831	0	0	248,831	

DECISION ITEM SUMMARY

Budget Unit									
Decision Item	FY 2023	FY 2023	FY 2024	FY 2024	FY 2025	FY 2025	FY 2025	FY 2025	FY 2025
Budget Object Summary	ACTUAL	ACTUAL	BUDGET	BUDGET	DEPT REQ	DEPT REQ	GOV REC	GOV REC	GOV REC
Fund	DOLLAR	FTE	DOLLAR	FTE	DOLLAR	FTE	DOLLAR	FTE	DOLLAR
GOV COUNCIL ON DISABILITY									
CORE									
PERSONAL SERVICES									
GENERAL REVENUE	197,179	3.88	222,766	4.00	222,766	4.00	222,766	4.00	4.00
TOTAL - PS	197,179	3.88	222,766	4.00	222,766	4.00	222,766	4.00	4.00
EXPENSE & EQUIPMENT									
GENERAL REVENUE	20,389	0.00	26,065	0.00	26,065	0.00	26,065	0.00	0.00
TOTAL - EE	20,389	0.00	26,065	0.00	26,065	0.00	26,065	0.00	0.00
TOTAL	217,568	3.88	248,831	4.00	248,831	4.00	248,831	4.00	4.00
Pay Plan - 0000012									
PERSONAL SERVICES									
GENERAL REVENUE	0	0.00	0	0.00	0	0.00	7,128	0.00	0.00
TOTAL - PS	0	0.00	0	0.00	0	0.00	7,128	0.00	0.00
TOTAL	0	0.00	0	0.00	0	0.00	7,128	0.00	0.00
GRAND TOTAL	\$217,568	3.88	\$248,831	4.00	\$248,831	4.00	\$255,959	4.00	4.00

FLEXIBILITY REQUEST FORM

BUDGET UNIT NUMBER: 31430C	DEPARTMENT: Office of Administration
BUDGET UNIT NAME: Governor's Council on Disability	
HOUSE BILL SECTION: 5.175	DIVISION: Assigned Programs

1. Provide the amount by fund of personal service flexibility and the amount by fund of expense and equipment flexibility you are requesting in dollar and percentage terms and explain why the flexibility is needed. If flexibility is being requested among divisions, provide the amount by fund of flexibility you are requesting in dollar and percentage terms and explain why the flexibility is needed.

DEPARTMENT REQUEST

The Governor's Council on Disability requests 5% flexibility between Personal Services and Expense & Equipment funds. The flexibility will allow the Governor's Council on Disability to manage the limited appropriations effectively and efficiently.

2. Estimate how much flexibility will be used for the budget year. How much flexibility was used in the Prior Year Budget and the Current Year Budget? Please specify the amount.

PRIOR YEAR ACTUAL AMOUNT OF FLEXIBILITY USED	CURRENT YEAR ESTIMATED AMOUNT OF FLEXIBILITY THAT WILL BE USED	BUDGET REQUEST ESTIMATED AMOUNT OF FLEXIBILITY THAT WILL BE USED
N/A	unknown	unknown

3. Please explain how flexibility was used in the prior and/or current years.

PRIOR YEAR EXPLAIN ACTUAL USE	CURRENT YEAR EXPLAIN PLANNED USE
N/A	Flexibility would be used to effectively and efficiently manage limited resources needed for PS or EE expenditures.

DECISION ITEM DETAIL

Budget Unit	FY 2023	FY 2023	FY 2024	FY 2024	FY 2025	FY 2025	FY 2025	FY 2025
Decision Item	ACTUAL	ACTUAL	BUDGET	BUDGET	DEPT REQ	DEPT REQ	GOV REC	GOV REC
Budget Object Class	DOLLAR	FTE	DOLLAR	FTE	DOLLAR	FTE	DOLLAR	FTE
GOV COUNCIL ON DISABILITY								
CORE								
PRINCIPAL ASST BOARD/COMMISSON	65,651	1.00	72,388	1.00	72,388	1.00	72,388	1.00
LEAD ADMIN SUPPORT ASSISTANT	34,274	0.88	45,293	1.00	45,293	1.00	45,293	1.00
SENIOR PROGRAM SPECIALIST	97,254	2.00	105,085	2.00	105,085	2.00	105,085	2.00
TOTAL - PS	197,179	3.88	222,766	4.00	222,766	4.00	222,766	4.00
TRAVEL, IN-STATE	2,123	0.00	4,857	0.00	4,857	0.00	4,857	0.00
TRAVEL, OUT-OF-STATE	0	0.00	1,297	0.00	1,297	0.00	1,297	0.00
SUPPLIES	8,737	0.00	3,500	0.00	3,500	0.00	3,500	0.00
PROFESSIONAL DEVELOPMENT	966	0.00	4,219	0.00	4,219	0.00	4,219	0.00
COMMUNICATION SERV & SUPP	1,402	0.00	2,804	0.00	2,804	0.00	2,804	0.00
PROFESSIONAL SERVICES	2,061	0.00	3,368	0.00	3,368	0.00	3,368	0.00
M&R SERVICES	1,020	0.00	61	0.00	61	0.00	61	0.00
OFFICE EQUIPMENT	2,291	0.00	1,500	0.00	1,500	0.00	1,500	0.00
OTHER EQUIPMENT	161	0.00	100	0.00	100	0.00	100	0.00
BUILDING LEASE PAYMENTS	225	0.00	800	0.00	800	0.00	800	0.00
MISCELLANEOUS EXPENSES	1,403	0.00	3,559	0.00	3,559	0.00	3,559	0.00
TOTAL - EE	20,389	0.00	26,065	0.00	26,065	0.00	26,065	0.00
GRAND TOTAL	\$217,568	3.88	\$248,831	4.00	\$248,831	4.00	\$248,831	4.00
GENERAL REVENUE	\$217,568	3.88	\$248,831	4.00	\$248,831	4.00	\$248,831	4.00
FEDERAL FUNDS	\$0	0.00	\$0	0.00	\$0	0.00	\$0	0.00
OTHER FUNDS	\$0	0.00	\$0	0.00	\$0	0.00	\$0	0.00

PROGRAM DESCRIPTION

Department Office of Administration

HB Section(s): 5.175

Program Name Governor's Council on Disability

Program is found in the following core budget(s): Governor's Council on Disability

1a. What strategic priority does this program address?

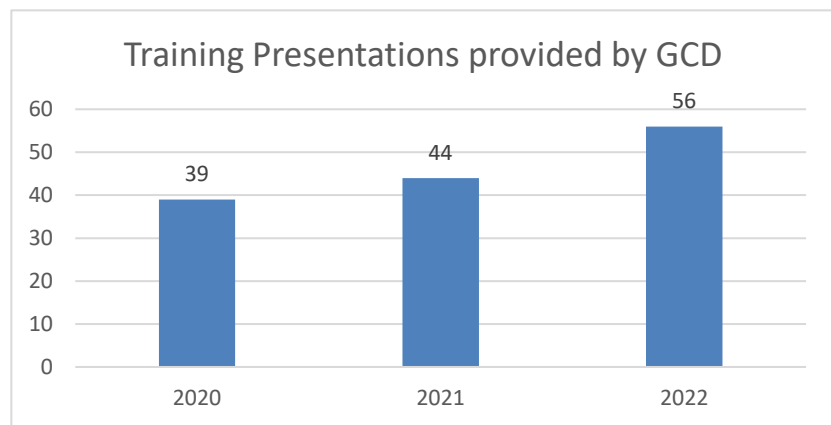
Promoting community living and inclusion

1b. What does this program do?

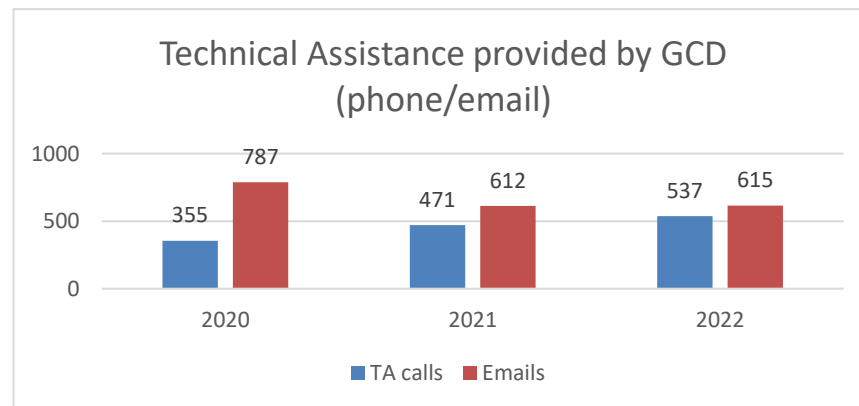
The Governor's Council on Disability (GCD) provides leadership, education and training to individuals with disabilities, state government, and other entities through: technical assistance, information and referrals; presentations and education; staff participation in various work groups, boards and committees, employment initiatives; providing recommendations to state/local government and public entities on policies/practices which promote employment and inclusion in community life; major programs include: Youth Leadership Forum, Legislative Education Project, and Annual Awards for Inclusion and Youth Leadership.

2a. Provide an activity measure(s) for the program.

Disability related educational training presentations provided.



Individuals assisted through technical assistance calls/emails about disability related topics.



2b. Provide a measure(s) of the program's quality.

Positive feedback/evaluations received on training presentations and online educational videos.
 Positive program evaluations for Missouri Youth Leadership Forum, Legislative Education Project, and other GCD programs.
 The Governor's Council on Disability strives for 100% positive feedback on all program activities. All feedback for improvement is considered and evaluated to enhance the agency's program delivery.

PROGRAM DESCRIPTION

Department Office of Administration

HB Section(s): 5.175

Program Name Governor's Council on Disability

Program is found in the following core budget(s): Governor's Council on Disability

2c. Provide a measure(s) of the program's impact.

Individuals with disabilities, organizations, government agencies and the public receive information and guidance about disability-related issues and how to access disability services and benefits.

Increased compliance with Americans with Disabilities Act (ADA) regulations and requirements. (Technical Assistance)

Increased disability awareness, accessibility for and inclusion of individuals with disabilities. (Educational Training Presentations, Awards Programs, Poster Contest)

Increased knowledge about legislative process in Missouri and legislation affecting people with disabilities. (Legislative Programs)

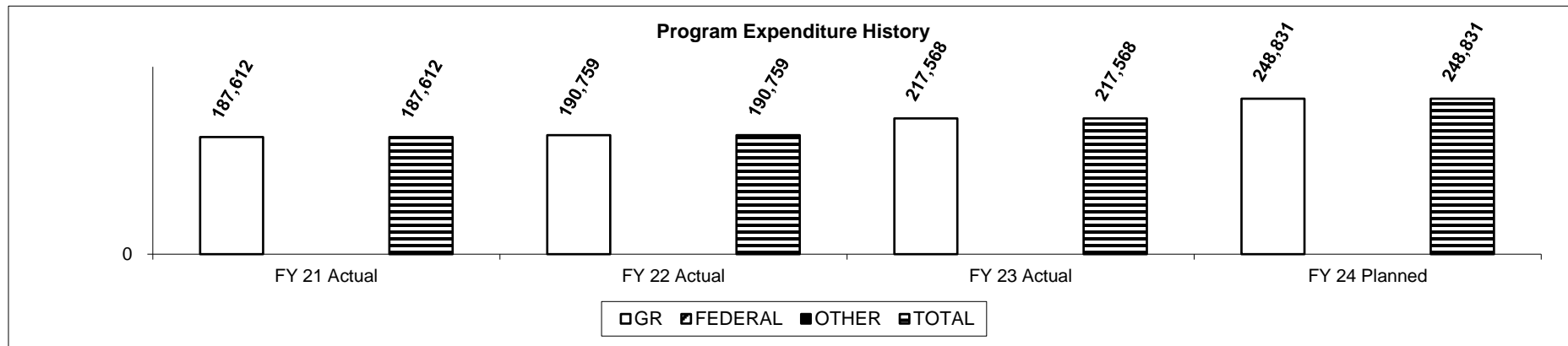
As a result of the Missouri Youth Leadership Forum for transition aged youth, many program alumni engage in ongoing leadership opportunities and choose to pursue higher education or competitive employment after high school graduation to become contributing members of their communities. (Youth Transition Programs)

2d. Provide a measure(s) of the program's efficiency.

All phone calls and emails requesting technical assistance/information regarding disability-related topics and questions are answered within 1-2 business days.

GCD staff has been able to accommodate all of the requests for training presentations within the desired timeframes.

3. Provide actual expenditures for the prior three fiscal years and planned expenditures for the current fiscal year. (Note: Amounts do not include fringe benefit costs.)



PROGRAM DESCRIPTION

Department	Office of Administration	HB Section(s): 5.175
Program Name	Governor's Council on Disability	
Program is found in the following core budget(s): Governor's Council on Disability		

4. What are the sources of the "Other " funds?

N/A

5. What is the authorization for this program, i.e., federal or state statute, etc.? (Include the federal program number, if applicable.)

Sections 37.735 - 37.745 RSMo

6. Are there federal matching requirements? If yes, please explain.

No

7. Is this a federally mandated program? If yes, please explain.

In 1947, President Truman issued an Executive Order establishing the President's Committee on the Employment of the Handicapped, and in 1949, the State of Missouri established its Governor's Committee, which became a state agency in 1977. In 1994, the agency was renamed to Governor's Council on Disability and its mission broadened, to serve as a state government advisory council to promote full participation of people with disabilities in all aspects of community life.

CORE DECISION ITEM

Department	Office of Administration	Budget Unit	31616C
Division	Assigned Programs		
Core	Missouri Public Entity Risk Management Fund (MOPERM)	HB Section	5.180

1. CORE FINANCIAL SUMMARY

	FY 2025 Budget Request					FY 2025 Governor's Recommendation			
	GR	Federal	Other	Total		GR	Federal	Other	Total
PS	0	0	884,679	884,679	PS	0	0	884,679	884,679
EE	0	0	10,500	10,500	EE	0	0	10,500	10,500
PSD	0	0	0	0	PSD	0	0	0	0
TRF	0	0	0	0	TRF	0	0	0	0
Total	0	0	895,179	895,179	Total	0	0	895,179	895,179
FTE	0.00	0.00	14.00	14.00	FTE	0.00	0.00	14.00	14.00
Est. Fringe	0	0	539,986	539,986	Est. Fringe	0	0	539,986	539,986
<i>Note: Fringes budgeted in House Bill 5 except for certain fringes budgeted directly to MoDOT, Highway Patrol, and Conservation.</i>					<i>Note: Fringes budgeted in House Bill 5 except for certain fringes budgeted directly to MoDOT, Highway Patrol, and Conservation.</i>				
Other Funds:	Office of Administration Revolving Administrative Trust I				Other Funds:				

2. CORE DESCRIPTION

This is the core appropriation to pay for staff and related expenses of the Missouri Public Entity Risk Management Fund (MOPERM) as required by Section 537.705.4, RSMo. All expenditures made from the OA Revolving Administrative Trust Fund expended pursuant to this appropriation are reimbursed by MOPERM from funds generated through MOPERM member contributions.

3. PROGRAM LISTING (list programs included in this core funding)

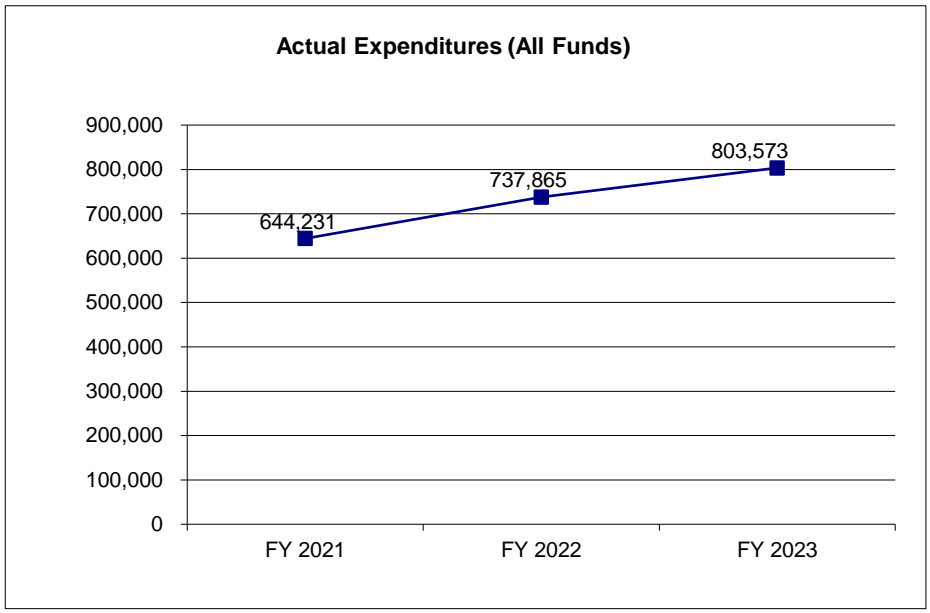
MOPERM

CORE DECISION ITEM

Department	Office of Administration	Budget Unit	31616C
Division	Assigned Programs		
Core	Missouri Public Entity Risk Management Fund (MOPERM)	HB Section	5.180

4. FINANCIAL HISTORY

	FY 2021 Actual	FY 2022 Actual	FY 2023 Actual	FY 2024 Current Yr.
Appropriation (All Funds)	767,544	774,744	824,373	895,179
Less Reverted (All Funds)	0	0	0	0
Less Restricted (All Funds)*	0	0	0	0
Budget Authority (All Funds)	767,544	774,744	824,373	895,179
Actual Expenditures (All Funds)	644,231	737,865	803,573	N/A
Unexpended (All Funds)	123,313	36,879	20,800	N/A
Unexpended, by Fund:				
General Revenue	0	0	0	N/A
Federal	0	0	0	N/A
Other	123,313	36,879	20,800	N/A



*Current Year restricted amount is as of 0 .

Reverted includes the statutory three percent reserve amount (when applicable).
 Restricted includes any Governor's expenditure restrictions which remained at the end of the fiscal year (when applicable).

NOTES:

CORE RECONCILIATION DETAIL

STATE
MO PUBLIC ENTITY RISK MGMT PG

5. CORE RECONCILIATION DETAIL

	Budget Class	FTE	GR	Federal	Other	Total	Explanation
TAFP AFTER VETOES							
	PS	14.00	0	0	884,679	884,679	
	EE	0.00	0	0	10,500	10,500	
	Total	14.00	0	0	895,179	895,179	
DEPARTMENT CORE REQUEST							
	PS	14.00	0	0	884,679	884,679	
	EE	0.00	0	0	10,500	10,500	
	Total	14.00	0	0	895,179	895,179	
GOVERNOR'S RECOMMENDED CORE							
	PS	14.00	0	0	884,679	884,679	
	EE	0.00	0	0	10,500	10,500	
	Total	14.00	0	0	895,179	895,179	

DECISION ITEM SUMMARY

Budget Unit									
Decision Item	FY 2023	FY 2023	FY 2024	FY 2024	FY 2025	FY 2025	FY 2025	FY 2025	FY 2025
Budget Object Summary	ACTUAL	ACTUAL	BUDGET	BUDGET	DEPT REQ	DEPT REQ	GOV REC	GOV REC	GOV REC
Fund	DOLLAR	FTE	DOLLAR	FTE	DOLLAR	FTE	DOLLAR	FTE	DOLLAR
MO PUBLIC ENTITY RISK MGMT PG									
CORE									
PERSONAL SERVICES									
OA REVOLVING ADMINISTRATIVE TR	803,573	12.81	884,679	14.00	884,679	14.00	884,679	14.00	14.00
TOTAL - PS	803,573	12.81	884,679	14.00	884,679	14.00	884,679	14.00	14.00
EXPENSE & EQUIPMENT									
OA REVOLVING ADMINISTRATIVE TR	0	0.00	10,500	0.00	10,500	0.00	10,500	0.00	0.00
TOTAL - EE	0	0.00	10,500	0.00	10,500	0.00	10,500	0.00	0.00
TOTAL	803,573	12.81	895,179	14.00	895,179	14.00	895,179	14.00	14.00
Pay Plan - 0000012									
PERSONAL SERVICES									
OA REVOLVING ADMINISTRATIVE TR	0	0.00	0	0.00	0	0.00	28,310	0.00	0.00
TOTAL - PS	0	0.00	0	0.00	0	0.00	28,310	0.00	0.00
TOTAL	0	0.00	0	0.00	0	0.00	28,310	0.00	0.00
GRAND TOTAL	\$803,573	12.81	\$895,179	14.00	\$895,179	14.00	\$923,489	14.00	14.00

DECISION ITEM DETAIL

Budget Unit	FY 2023	FY 2023	FY 2024	FY 2024	FY 2025	FY 2025	FY 2025	FY 2025
Decision Item	ACTUAL	ACTUAL	BUDGET	BUDGET	DEPT REQ	DEPT REQ	GOV REC	GOV REC
Budget Object Class	DOLLAR	FTE	DOLLAR	FTE	DOLLAR	FTE	DOLLAR	FTE
MO PUBLIC ENTITY RISK MGMT PG								
CORE								
PRINCIPAL ASST BOARD/COMMISSON	113,943	0.81	133,791	1.00	133,791	1.00	133,791	1.00
SENIOR RISK/CLAIMS TECHNICIAN	36,064	1.00	37,674	1.00	37,674	1.00	37,674	1.00
SENIOR RISK/CLAIMS SPECIALIST	333,678	6.00	257,184	6.00	257,184	6.00	257,184	6.00
RISK/CLAIMS SPEC SUPERVISOR	146,123	2.00	260,640	3.00	260,640	3.00	260,640	3.00
SENIOR ACCOUNTS ASSISTANT	48,529	1.00	50,654	1.00	50,654	1.00	50,654	1.00
SENIOR ACCOUNTANT	78,893	1.00	89,310	1.00	89,310	1.00	89,310	1.00
ASSOC APPLICATIONS DEVELOPER	46,343	1.00	55,426	1.00	55,426	1.00	55,426	1.00
TOTAL - PS	803,573	12.81	884,679	14.00	884,679	14.00	884,679	14.00
SUPPLIES	0	0.00	6,000	0.00	6,000	0.00	6,000	0.00
COMMUNICATION SERV & SUPP	0	0.00	2,500	0.00	2,500	0.00	2,500	0.00
PROFESSIONAL SERVICES	0	0.00	2,000	0.00	2,000	0.00	2,000	0.00
TOTAL - EE	0	0.00	10,500	0.00	10,500	0.00	10,500	0.00
GRAND TOTAL	\$803,573	12.81	\$895,179	14.00	\$895,179	14.00	\$895,179	14.00
GENERAL REVENUE	\$0	0.00	\$0	0.00	\$0	0.00	\$0	0.00
FEDERAL FUNDS	\$0	0.00	\$0	0.00	\$0	0.00	\$0	0.00
OTHER FUNDS	\$803,573	12.81	\$895,179	14.00	\$895,179	14.00	\$895,179	14.00

PROGRAM DESCRIPTION

Department Office of Administration

HB Section(s): 5.180

Program Name Missouri Public Entity Risk Management Fund (MOPERM)

Program is found in the following core budget(s):

1a. What strategic priority does this program address?

Since 1987, MOPERM provides liability and property coverage for its member public entities. Because laws, legal immunities and defenses affect public entities differently than individuals and nongovernment entities, coverage for liabilities specific to public entities is often not available in the private insurance market, either at all or at competitive rates.

MOPERM provides an important budgetary function for its member public entities by moderating their annual budgets to provide a means to cover expenditure "spikes" caused by occasional claims while not having to accumulate reserved funds to pay such claims.

1b. What does this program do?

MOPERM underwrites liability and property risks, invoices participating public entities for coverage, and pays claims accruing from and against MOPERM member public entities.

2a. Provide an activity measure(s) for the program.

MOPERM provides coverage for over 1,050 local government entities, including counties, cities, school districts, and other public entities. MOPERM received 1,112 claims during calendar year 2022, and adjusted and closed 890 claims during the same calendar year.

2b. Provide a measure(s) of the program's quality.

MOPERM members stay with MOPERM year after year, at nearly a 99% rate. Of the public entities requesting quotes for coverage from MOPERM, over half accept that quote and coverage from MOPERM.

PROGRAM DESCRIPTION

Department Office of Administration

HB Section(s): 5.180

Program Name Missouri Public Entity Risk Management Fund (MOPERM)

Program is found in the following core budget(s):

2c. Provide a measure(s) of the program's impact.

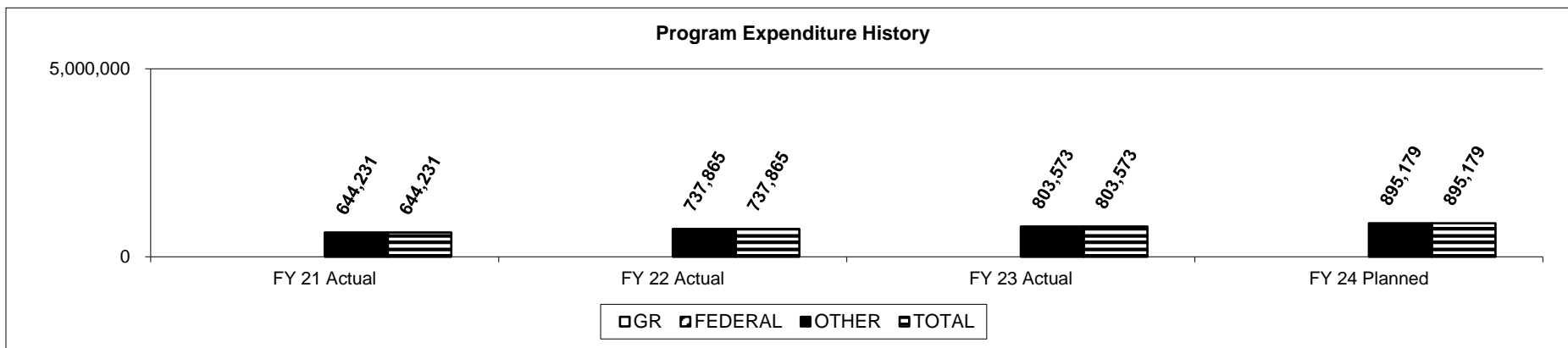
MOPERM provides coverage for 55 Missouri counties, 275 Missouri municipalities, 19 Missouri school districts, and 705 other Missouri public entities (as of September 2023).

2d. Provide a measure(s) of the program's efficiency.

MOPERM's ratio of expenses to claims payments made is nearly 10% less than that for typical commercial insurers. MOPERM is one of the largest public risk pools in the United States, but has one of the lowest staff/member ratios of any public entity risk pools.

3. Provide actual expenditures for the prior three fiscal years and planned expenditures for the current fiscal year. (Note: Amounts do not include fringe benefit costs.)

Program Expenditure History



PROGRAM DESCRIPTION

Department Office of Administration

HB Section(s): 5.180

Program Name Missouri Public Entity Risk Management Fund (MOPERM)

Program is found in the following core budget(s):

4. What are the sources of the "Other " funds?

All of MOPERM's operating funds are derived from its participating public entities. MOPERM's employees are provided by the Office of Administration, and MOPERM reimburses the State for all payroll and benefit costs pursuant to Section 537.705, RSMo.

5. What is the authorization for this program, i.e., federal or state statute, etc.? (Include the federal program number, if applicable.)

Sections 537.700-537.756, RSMo

6. Are there federal matching requirements? If yes, please explain.

No

7. Is this a federally mandated program? If yes, please explain.

No

CORE DECISION ITEM

Department Office of Administration	Budget Unit 5.185
Division Assigned Programs	
Core Missouri Ethics Commission	HB Section 31828C

1. CORE FINANCIAL SUMMARY

	FY 2025 Budget Request					FY 2025 Governor's Recommendation			
	GR	Federal	Other	Total		GR	Federal	Other	Total
PS	1,481,472	0	0	1,481,472	PS	1,481,472	0	0	1,481,472
EE	295,914	0	0	295,914	EE	295,914	0	0	295,914
PSD	400	0	0	400	PSD	400	0	0	400
TRF	0	0	0	0	TRF	0	0	0	0
Total	1,777,786	0	0	1,777,786	Total	1,777,786	0	0	1,777,786
FTE	24.00	0.00	0.00	24.00	FTE	24.00	0.00	0.00	24.00
Est. Fringe	912,601	0	0	912,601	Est. Fringe	912,601	0	0	912,601
<i>Note: Fringes budgeted in House Bill 5 except for certain fringes budgeted directly to MoDOT, Highway Patrol, and Conservation.</i>					<i>Note: Fringes budgeted in House Bill 5 except for certain fringes budgeted directly to MoDOT, Highway Patrol, and Conservation.</i>				

Other Funds:

Other Funds:

2. CORE DESCRIPTION

The core request provides resources necessary for the Missouri Ethics Commission and staff to meet the duties and responsibilities described in Chapters 105 and 130, RSMo and Mo. Constitution Article VIII, Section 23. These duties and responsibilities include, but are not limited to, the administration of the following:

- training and filer assistance for campaign finance, personal financial disclosure, and lobbyist reports
- repository and publication of campaign finance, personal financial disclosure, and lobbyist reports
- campaign finance disclosure report review and audit
- lobbyist registration
- lobbyist report review and audit
- personal financial disclosure statement
- opinion writing in response to formal requests
- investigation of conflict of interest allegations
- audit and investigation of complaints
- investigation of alleged code of conduct violations

The authority to investigate complaints is specifically provided in Chapter 105, RSMo. Further details concerning the duties and responsibilities of the Ethics Commission can be found in Sections 105.955.14 through 105.955.18, RSMo. As specified in Section 105.955.1, RSMo, the Commission is assigned to the Office of Administration for budgeting purposes only. The primary goal of the Commission is to promote voluntary compliance with, and when necessary, impartial enforcement of, the statutes over which the Commission has jurisdiction. In general, this includes ensuring that all reports and statements are filed in a timely manner, are complete and accurate, and that information not otherwise protected by law is available to the public.

CORE DECISION ITEM

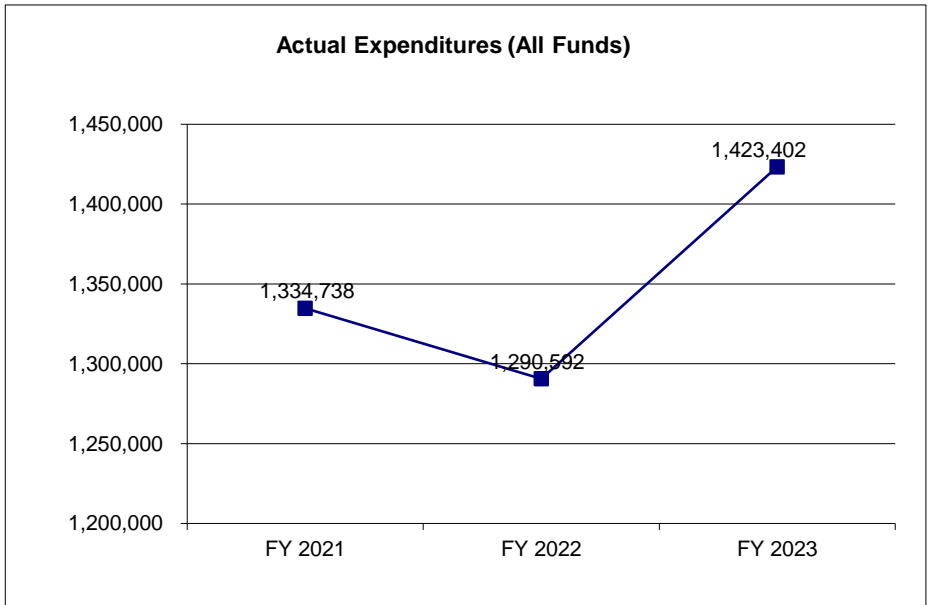
Department Office of Administration	Budget Unit 5.185
Division Assigned Programs	
Core Missouri Ethics Commission	HB Section 31828C

3. PROGRAM LISTING (list programs included in this core funding)

Campaign Finance
 Lobbyist
 Personal Financial Disclosure
 Compliance
 Administrative

4. FINANCIAL HISTORY

	FY 2021 Actual	FY 2022 Actual	FY 2023 Actual	FY 2024 Current Yr.
Appropriation (All Funds)	1,559,420	1,572,529	1,659,132	1,777,786
Less Reverted (All Funds)	0	0	0	0
Less Restricted (All Funds)*		0	0	0
Budget Authority (All Funds)	1,559,420	1,572,529	1,659,132	1,777,786
Actual Expenditures (All Funds)	1,334,738	1,290,592	1,423,402	N/A
Unexpended (All Funds)	224,682	281,937	235,730	N/A
Unexpended, by Fund:				
General Revenue	224,682	281,937	235,730	N/A
Federal	0	0	0	N/A
Other	0	0	0	N/A



*Current Year restricted amount is as of _____.

Reverted includes the statutory three percent reserve amount (when applicable).

Restricted includes any Governor's expenditure restrictions which remained at the end of the fiscal year (when applicable).

NOTES:

CORE RECONCILIATION DETAIL

STATE
MO ETHICS COM - OPER

5. CORE RECONCILIATION DETAIL

	Budget Class	FTE	GR	Federal	Other	Total	Explanation
TAFP AFTER VETOES							
	PS	24.00	1,481,472	0	0	1,481,472	
	EE	0.00	295,914	0	0	295,914	
	PD	0.00	400	0	0	400	
	Total	24.00	1,777,786	0	0	1,777,786	
DEPARTMENT CORE REQUEST							
	PS	24.00	1,481,472	0	0	1,481,472	
	EE	0.00	295,914	0	0	295,914	
	PD	0.00	400	0	0	400	
	Total	24.00	1,777,786	0	0	1,777,786	
GOVERNOR'S RECOMMENDED CORE							
	PS	24.00	1,481,472	0	0	1,481,472	
	EE	0.00	295,914	0	0	295,914	
	PD	0.00	400	0	0	400	
	Total	24.00	1,777,786	0	0	1,777,786	

DECISION ITEM SUMMARY

Budget Unit									
Decision Item	FY 2023	FY 2023	FY 2024	FY 2024	FY 2025	FY 2025	FY 2025	FY 2025	FY 2025
Budget Object Summary	ACTUAL	ACTUAL	BUDGET	BUDGET	DEPT REQ	DEPT REQ	GOV REC	GOV REC	GOV REC
Fund	DOLLAR	FTE	DOLLAR	FTE	DOLLAR	FTE	DOLLAR	FTE	DOLLAR
MO ETHICS COM - OPER									
CORE									
PERSONAL SERVICES									
GENERAL REVENUE	1,148,843	21.60	1,481,472	24.00	1,481,472	24.00	1,481,472	24.00	24.00
TOTAL - PS	1,148,843	21.60	1,481,472	24.00	1,481,472	24.00	1,481,472	24.00	24.00
EXPENSE & EQUIPMENT									
GENERAL REVENUE	274,459	0.00	295,914	0.00	295,914	0.00	295,914	0.00	0.00
TOTAL - EE	274,459	0.00	295,914	0.00	295,914	0.00	295,914	0.00	0.00
PROGRAM-SPECIFIC									
GENERAL REVENUE	100	0.00	400	0.00	400	0.00	400	0.00	0.00
TOTAL - PD	100	0.00	400	0.00	400	0.00	400	0.00	0.00
TOTAL	1,423,402	21.60	1,777,786	24.00	1,777,786	24.00	1,777,786	24.00	24.00
Pay Plan - 0000012									
PERSONAL SERVICES									
GENERAL REVENUE	0	0.00	0	0.00	0	0.00	47,408	0.00	0.00
TOTAL - PS	0	0.00	0	0.00	0	0.00	47,408	0.00	0.00
TOTAL	0	0.00	0	0.00	0	0.00	47,408	0.00	0.00
GRAND TOTAL	\$1,423,402	21.60	\$1,777,786	24.00	\$1,777,786	24.00	\$1,825,194	24.00	24.00

FLEXIBILITY REQUEST FORM

BUDGET UNIT NUMBER: 31828C	DEPARTMENT: Office of Administration
BUDGET UNIT NAME: Missouri Ethics Commission	
HOUSE BILL SECTION: 5.185	DIVISION: Assigned Programs

1. Provide the amount by fund of personal service flexibility and the amount by fund of expense and equipment flexibility you are requesting in dollar and percentage terms and explain why the flexibility is needed. If flexibility is being requested among divisions, provide the amount by fund of flexibility you are requesting in dollar and percentage terms and explain why the flexibility is needed.

DEPARTMENT REQUEST

The Missouri Ethics Commission requests 5% flexibility between PS and E&E, the same amount included in the FY 2024 budget. Flexibility allows the Ethics Commission to effectively manage resources, and ensure the normal course of business during any unforeseen circumstances.

2. Estimate how much flexibility will be used for the budget year. How much flexibility was used in the Prior Year Budget and the Current Year Budget? Please specify the amount.

PRIOR YEAR ACTUAL AMOUNT OF FLEXIBILITY USED	CURRENT YEAR ESTIMATED AMOUNT OF FLEXIBILITY THAT WILL BE USED	BUDGET REQUEST ESTIMATED AMOUNT OF FLEXIBILITY THAT WILL BE USED
\$0	Unknown	Unknown

3. Please explain how flexibility was used in the prior and/or current years.

PRIOR YEAR EXPLAIN ACTUAL USE	CURRENT YEAR EXPLAIN PLANNED USE
N/A	Flexibility between PS and E&E will only be used if unforeseen expenditures are required to maintain the normal course of business.

DECISION ITEM DETAIL

Budget Unit	FY 2023	FY 2023	FY 2024	FY 2024	FY 2025	FY 2025	FY 2025	FY 2025
Decision Item	ACTUAL	ACTUAL	BUDGET	BUDGET	DEPT REQ	DEPT REQ	GOV REC	GOV REC
Budget Object Class	DOLLAR	FTE	DOLLAR	FTE	DOLLAR	FTE	DOLLAR	FTE
MO ETHICS COM - OPER								
CORE								
GENERAL COUNSEL	0	0.00	94,646	1.00	94,646	1.00	94,646	1.00
STAFF ATTORNEY	39,928	0.58	75,745	1.00	75,745	1.00	75,745	1.00
ASSISTANT DIRECTOR	65,620	0.75	94,646	1.00	94,646	1.00	94,646	1.00
REPORTING SPECIALIST	342,601	8.59	252,293	6.00	252,293	6.00	252,293	6.00
EXECUTIVE DIRECTOR	106,535	1.00	112,941	1.00	112,941	1.00	112,941	1.00
SUPPORT ASSISTANT	31,992	1.00	33,888	1.00	33,888	1.00	33,888	1.00
ADMINISTRATIVE ASSISTANT	37,953	1.00	40,235	1.00	40,235	1.00	40,235	1.00
DIRECTOR OF BUSINESS SERVICES	99,735	1.33	88,382	1.00	88,382	1.00	88,382	1.00
SENIOR FIELD INVESTIGATOR	112,419	2.00	221,305	4.00	221,305	4.00	221,305	4.00
INVESTIGATOR II	20,565	0.34	0	0.00	0	0.00	0	0.00
INVESTIGATOR III	0	0.00	78,261	1.00	78,261	1.00	78,261	1.00
BUSINESS ANALYST II	41,961	1.00	0	0.00	0	0.00	0	0.00
SPECIAL INVESTIGATOR	0	0.00	6,582	0.00	6,582	0.00	6,582	0.00
DIRECTOR OF INFORMATION TECH	83,369	1.00	88,382	1.00	88,382	1.00	88,382	1.00
COMPUTER INFO TECHNOLOGIST II	18,735	0.31	0	0.00	0	0.00	0	0.00
COMPUTER INFO TECHNOLOGIST III	35,746	0.67	164,228	3.00	164,228	3.00	164,228	3.00
PERSONNEL ANALYST III	62,405	1.00	0	0.00	0	0.00	0	0.00
PARALEGAL	43,179	1.00	46,178	1.00	46,178	1.00	46,178	1.00
COMPUTER INFO TECHNOLOGIST IV	0	0.00	58,832	1.00	58,832	1.00	58,832	1.00
COMMISSION MEMBERS	6,100	0.03	24,928	0.00	24,928	0.00	24,928	0.00
TOTAL - PS	1,148,843	21.60	1,481,472	24.00	1,481,472	24.00	1,481,472	24.00
TRAVEL, IN-STATE	3,949	0.00	10,247	0.00	10,247	0.00	10,247	0.00
TRAVEL, OUT-OF-STATE	9,806	0.00	9,233	0.00	9,233	0.00	9,233	0.00
SUPPLIES	71,404	0.00	70,400	0.00	70,400	0.00	70,400	0.00
PROFESSIONAL DEVELOPMENT	4,565	0.00	16,200	0.00	16,200	0.00	16,200	0.00
COMMUNICATION SERV & SUPP	26,052	0.00	29,194	0.00	29,194	0.00	29,194	0.00
PROFESSIONAL SERVICES	46,681	0.00	54,900	0.00	54,900	0.00	54,900	0.00
M&R SERVICES	41,219	0.00	52,740	0.00	52,740	0.00	52,740	0.00
COMPUTER EQUIPMENT	64,850	0.00	35,500	0.00	35,500	0.00	35,500	0.00
OFFICE EQUIPMENT	5,570	0.00	10,800	0.00	10,800	0.00	10,800	0.00
BUILDING LEASE PAYMENTS	0	0.00	5,700	0.00	5,700	0.00	5,700	0.00

DECISION ITEM DETAIL

Budget Unit	FY 2023	FY 2023	FY 2024	FY 2024	FY 2025	FY 2025	FY 2025	FY 2025
Decision Item	ACTUAL	ACTUAL	BUDGET	BUDGET	DEPT REQ	DEPT REQ	GOV REC	GOV REC
Budget Object Class	DOLLAR	FTE	DOLLAR	FTE	DOLLAR	FTE	DOLLAR	FTE
MO ETHICS COM - OPER								
CORE								
MISCELLANEOUS EXPENSES	363	0.00	1,000	0.00	1,000	0.00	1,000	0.00
TOTAL - EE	274,459	0.00	295,914	0.00	295,914	0.00	295,914	0.00
REFUNDS	100	0.00	400	0.00	400	0.00	400	0.00
TOTAL - PD	100	0.00	400	0.00	400	0.00	400	0.00
GRAND TOTAL	\$1,423,402	21.60	\$1,777,786	24.00	\$1,777,786	24.00	\$1,777,786	24.00
GENERAL REVENUE	\$1,423,402	21.60	\$1,777,786	24.00	\$1,777,786	24.00	\$1,777,786	24.00
FEDERAL FUNDS	\$0	0.00	\$0	0.00	\$0	0.00	\$0	0.00
OTHER FUNDS	\$0	0.00	\$0	0.00	\$0	0.00	\$0	0.00

PROGRAM DESCRIPTION

Department Office of Administration

HB Section(s): 5.185

Program Name Administrative

Program is found in the following core budget(s): Missouri Ethics Commission

1a. What strategic priority does this program address?

Leads and supports Commission services.

1b. What does this program do?

- Sets and directs Commission goals
- Assists and directs customers to the appropriate resource for guidance
- Ensure compliance of Sunshine Law requests for information
- Coordinate Commission meetings and hearings
- Provides information technology support
- Provides resources for state employee benefits, payroll and human resource issues and questions
- Eurnishes supplies and equipment to support Commission's work

2a. Provide an activity measure(s) for the program.

The program serves the 24 team members, 6 Commissioners, and members of the public.

2b. Provide a measure(s) of the program's quality.

A survey was emailed and placed on our website in September 2023 requesting individuals to provide feedback for services provided by the Missouri Ethics Commission. The survey was completed by 544 individuals who may interact with our agency via the website, telephone, e-mail, newsletter, etc. to receive assistance. Of the 544 responses, 464 individuals (85%) are somewhat to strongly satisfied with the assistance, services and tools provided by our agency.

2c. Provide a measure(s) of the program's impact.

The Commission makes transparency and public information a priority in our operations. The Commission's website provides detailed financial information about campaign expenditures and contributions and includes many publications, brochures, and web tutorials explaining Missouri's ethics laws, requirements, and regulations.

PROGRAM DESCRIPTION

Department Office of Administration

HB Section(s): 5.185

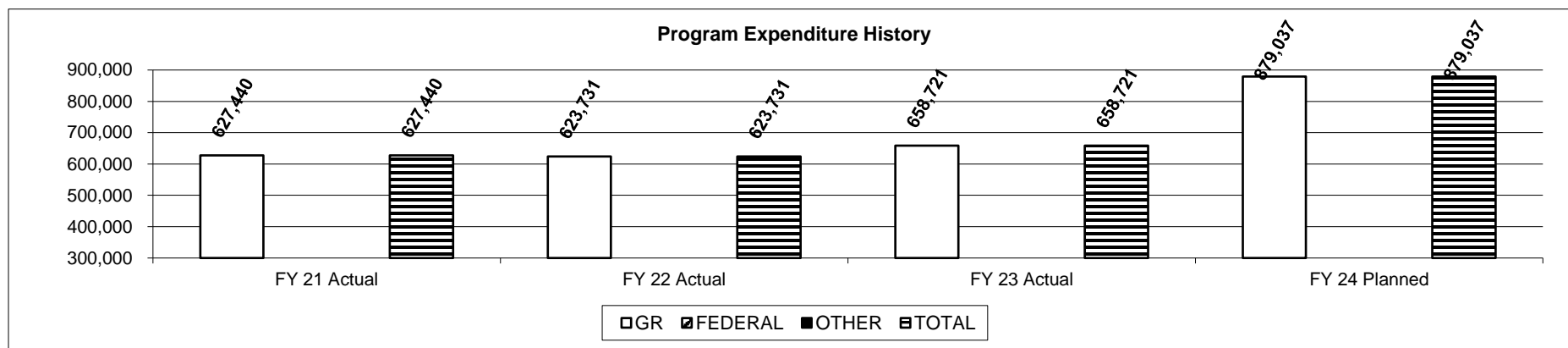
Program Name Administrative

Program is found in the following core budget(s): Missouri Ethics Commission

2d. Provide a measure(s) of the program's efficiency.

The program measures efficiency in the turn-around time for requests of information and computer downtime. A response to a request for copies of public documents is usually processed within two days. The electronic filing systems are available 99% of the time for submission of required reports, viewing reports, and printing of submitted reports.

3. Provide actual expenditures for the prior three fiscal years and planned expenditures for the current fiscal year. (Note: Amounts do not include fringe benefit costs.)



4. What are the sources of the "Other" funds?

The Missouri Ethics Commission does not receive "other" funds.

5. What is the authorization for this program, i.e., federal or state statute, etc.? (Include the federal program number, if applicable.)

Chapter 105 RSMo

6. Are there federal matching requirements? If yes, please explain.

No

7. Is this a federally mandated program? If yes, please explain.

No

PROGRAM DESCRIPTION

Department Office of Administration

HB Section(s): 5.185

Program Name Compliance Program

Program is found in the following core budget(s): Missouri Ethics Commission

1a. What strategic priority does this program address?

Investigate and enforce ethics laws

1b. What does this program do?

- Receive and investigate citizen complaints relating to campaign finance, personal financial disclosure, lobbyist filings and conflict of interest
- Conduct audits of reports filed with the Commission
- Present Investigation and Audit reports for Commission review
- Upon Commission referral take appropriate legal action to enforce the violations of law
- Provide legal guidance to the Commission for the issuance of opinions
- Provide representation in late filing fee and enforcement appeals before the Administrative Hearing Commission

2a. Provide an activity measure(s) for the program.

	FY 2021 Actual	FY 2022 Actual	FY 2023 Projected	FY 2023 Actual	FY 2024 Projected	FY 2025 Projected	FY 2026 Projected
Complaints filed with our office	208	155	164	124	162	106	131
Opinion Requests	10	4	10	1	5	3	5
Late Fee Appeals	45	27	30	16	29	19	21

2b. Provide a measure(s) of the program's quality.

A survey was emailed and placed on our website in September 2023 requesting individuals to provide feedback for services provided by the Missouri Ethics Commission. The survey was completed by 544 individuals who may interact with our agency via the website, telephone, e-mail, newsletter, etc. to receive assistance. Of the 544 responses, 464 individuals (85%) are somewhat to strongly satisfied with the assistance, services and tools provided by our agency.

2c. Provide a measure(s) of the program's impact.

The Commission issued 45 final actions in FY 2021 which concluded in a Consent Order. Of the 45 final actions 40 of the Respondents did not have a new complaint before the Commission within 2 years.

PROGRAM DESCRIPTION

Department Office of Administration

HB Section(s): 5.185

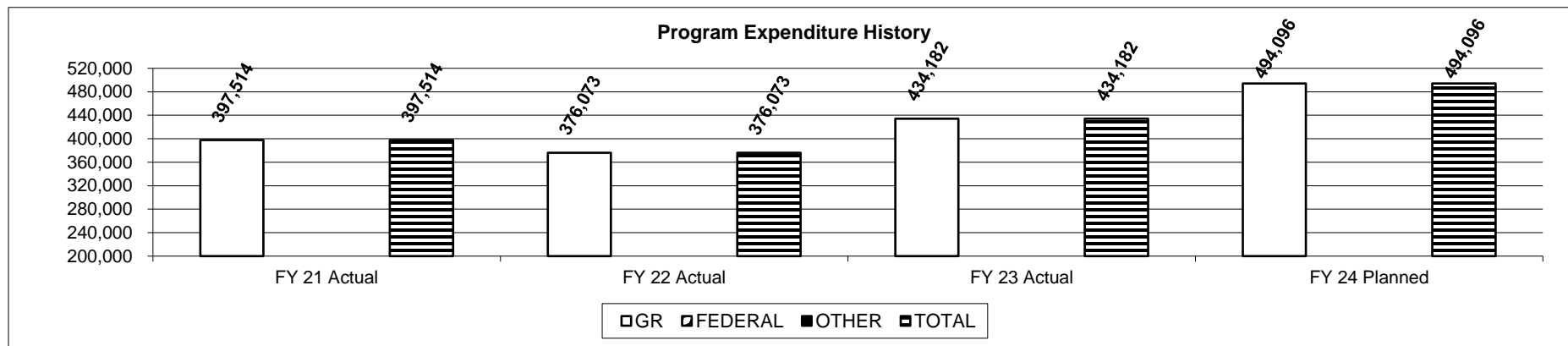
Program Name Compliance Program

Program is found in the following core budget(s): Missouri Ethics Commission

2d. Provide a measure(s) of the program's efficiency.

In FY 2023, the Commission issued 27 final actions including the requirement to pay a fee within a 45-to-60-day timeframe and 24 individuals paid the fee within the required timeframe.

3. Provide actual expenditures for the prior three fiscal years and planned expenditures for the current fiscal year. (Note: Amounts do not include fringe benefit costs.)



4. What are the sources of the "Other" funds?

The Missouri Ethics Commission does not receive "other" funds.

5. What is the authorization for this program, i.e., federal or state statute, etc.? (Include the federal program number, if applicable.)

Chapter 105 RSMo

6. Are there federal matching requirements? If yes, please explain.

No

7. Is this a federally mandated program? If yes, please explain.

No

PROGRAM DESCRIPTION

Department Office of Administration

HB Section(s): 5.185

Program Name Lobbyist Program

Program is found in the following core budget(s): Missouri Ethics Commission

1a. What strategic priority does this program address?

Ensure lobbyists timely register and report expenditures.

1b. What does this program do?

- Assist lobbyists in understanding and complying with lobbyist laws
- Assist lobbyists with initial registration and yearly renewal
- Provide guidance to both lobbyists and public officials on the lobbyist reporting requirements
- Advise lobbyists of monthly reporting deadlines and monitor the timeliness of submission
- Communicate to each public official any expenditure made on their behalf by a lobbyist

2a. Provide an activity measure(s) for the program.

	FY 2021	FY 2022	FY 2023	FY 2023	FY 2024	FY 2025
	Actual	Actual	Projected	Actual	Projected	Projected
Lobbyists Registered with our office	1,187	1,057	1,123	914	1,067	1,027

2b. Provide a measure(s) of the program's quality.

In September 2023, a survey was e-mailed and placed on the website requesting individuals to provide feedback in services provided by the Missouri Ethics Commission. The survey was completed by 52 individuals who interact with the lobbyist filing system. The survey indicated 94% strongly agreed or agreed Missouri Ethics Commission staff is knowledgeable, professional, and courteous. Also, 96% are satisfied or strongly satisfied with the timely service they receive and are comfortable contacting our staff knowing we are here to assist them. Lastly, an average of 25 individuals utilizes the in-person trainings, webinars/tutorials, publications, FAQs, and the filing system help module and 23 of those individuals were moderately to extremely satisfied with information.

PROGRAM DESCRIPTION

Department Office of Administration

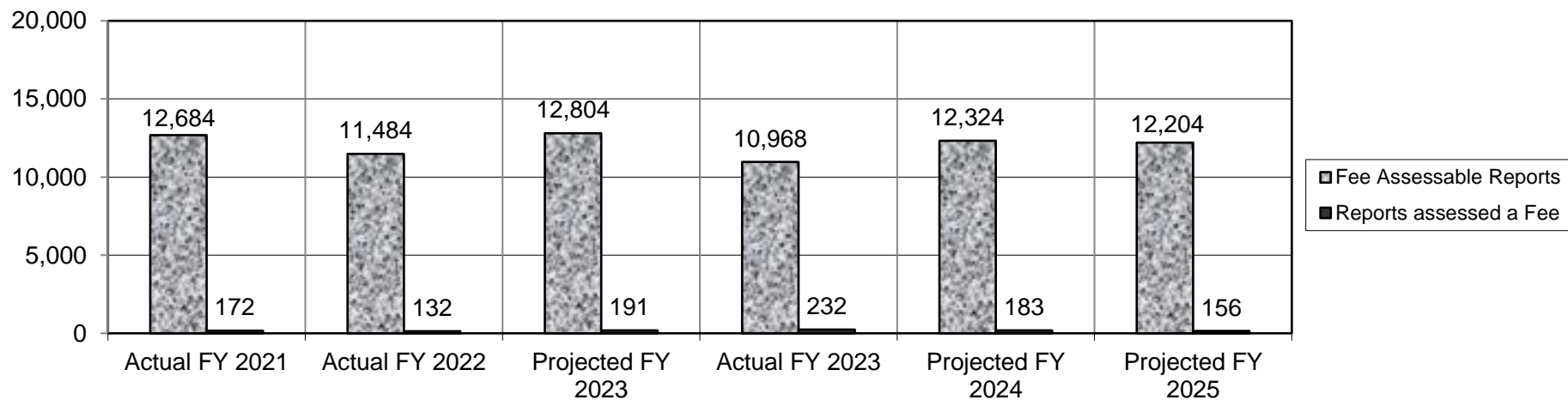
HB Section(s): 5.185

Program Name Lobbyist Program

Program is found in the following core budget(s): Missouri Ethics Commission

2c. Provide a measure(s) of the program's impact.

Lobbyist Late Filers



PROGRAM DESCRIPTION

Department Office of Administration

HB Section(s): 5.185

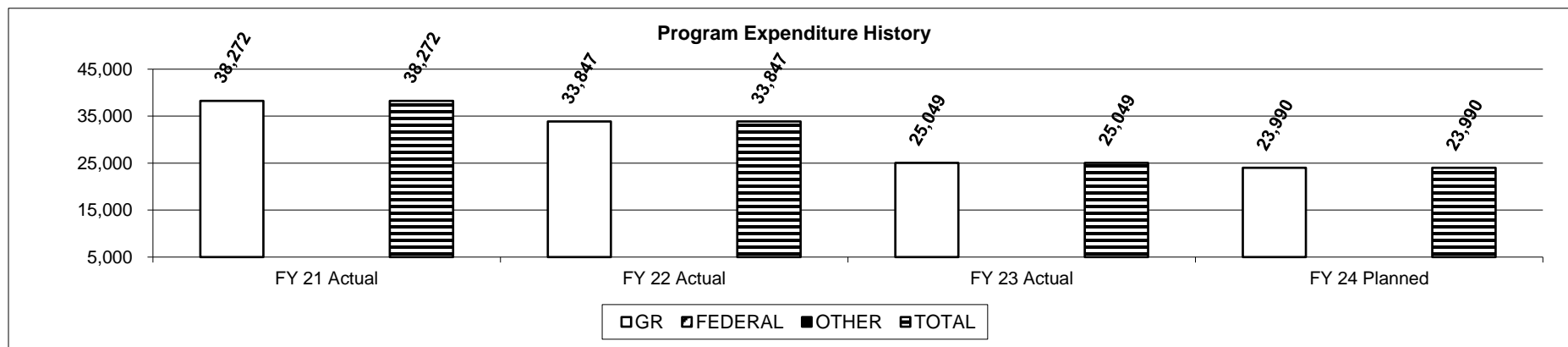
Program Name Lobbyist Program

Program is found in the following core budget(s): Missouri Ethics Commission

2d. Provide a measure(s) of the program's efficiency.

Lobbyists annually renew registration with the Commission. The renewal period begins December 1st with a deadline of January 5th. In FY 2023, 844 lobbyists were required to either renew their registration or terminate their registration. 63% complied by December 31st.

3. Provide actual expenditures for the prior three fiscal years and planned expenditures for the current fiscal year. (Note: Amounts do not include fringe benefit costs.)



4. What are the sources of the "Other" funds?

The Missouri Ethics Commission does not receive "other" funds.

5. What is the authorization for this program, i.e., federal or state statute, etc.? (Include the federal program number, if applicable.)

Chapter 105 RSMo

6. Are there federal matching requirements? If yes, please explain.

No

7. Is this a federally mandated program? If yes, please explain.

No

PROGRAM DESCRIPTION

Department: Office of Administration

HB Section(s): 5.185

Program Name: Personal Financial Disclosure Program

Program is found in the following core budget(s): Missouri Ethics Commission

1a. What strategic priority does this program address?

Ensure accurate and timely personal financial disclosures

1b. What does this program do?

- Assist public officials, candidates, and employees of political subdivisions in understanding and complying with personal financial disclosure law
- Coordinate with political subdivisions to ensure they provide an accurate list of required filers to Commission
- Advise filers of reporting deadlines and monitor the timeliness of submission
- Proactive outreach to annual filers and candidate filers who are subject to potential removal from the ballot if filing late

2a. Provide an activity measure(s) for the program.

	FY 2021 Actual	FY 2022 Actual	FY 2023 Projected	FY 2023 Actual	FY 2024 Projected	FY 2025 Projected
Individuals filing Personal Financial Disclosures	11,330	12,476	11,345	12,388	12,251	11,383
Political Subdivisions contacted for budget information	4,376	4,391	4,418	4,427	4,456	4,489

2b. Provide a measure(s) of the program's quality.

In September 2023, a survey was e-mailed and placed on the website requesting individuals to provide feedback for services provided by the Missouri Ethics Commission. The survey was completed by 312 individuals who interact with the personal financial disclosure filing system. The survey indicated 90% strongly agreed or agreed Missouri Ethics Commission staff is knowledgeable, professional, and courteous. Also, 83% are satisfied or strongly satisfied with the timely service they receive and are comfortable contacting our staff knowing we are here to assist them. Lastly, an average of 150 individuals utilizes the in-person trainings, webinars/tutorials, publications, FAQs, and the filing system help module and 129 of those individuals were moderately to extremely satisfied with information.

PROGRAM DESCRIPTION

Department: Office of Administration

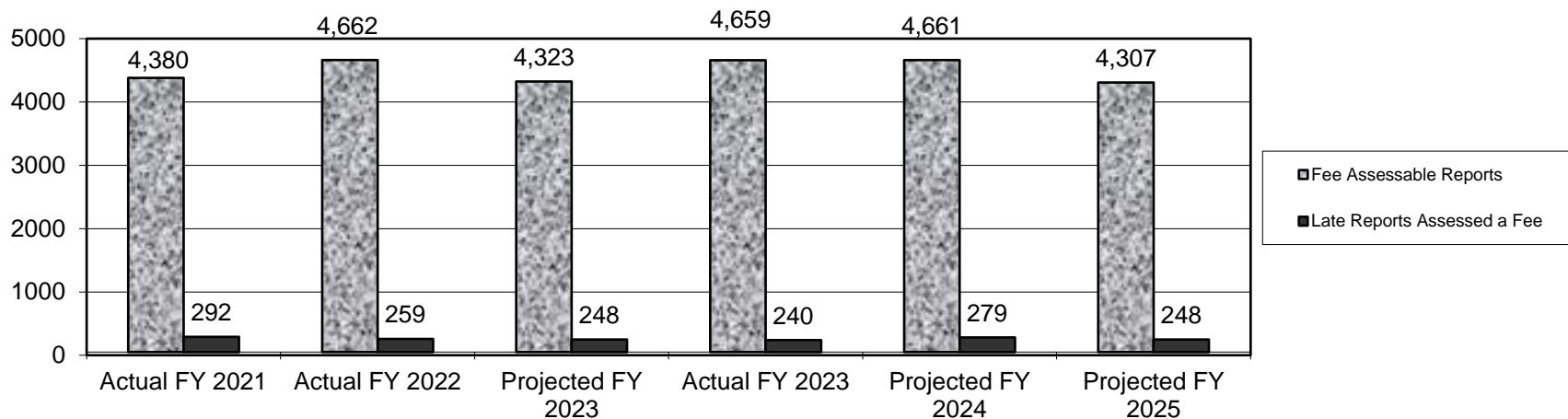
HB Section(s): 5.185

Program Name: Personal Financial Disclosure Program

Program is found in the following core budget(s): Missouri Ethics Commission

2c. Provide a measure(s) of the program's impact.

Personal Financial Disclosure Reports



PROGRAM DESCRIPTION

Department: Office of Administration

HB Section(s): 5.185

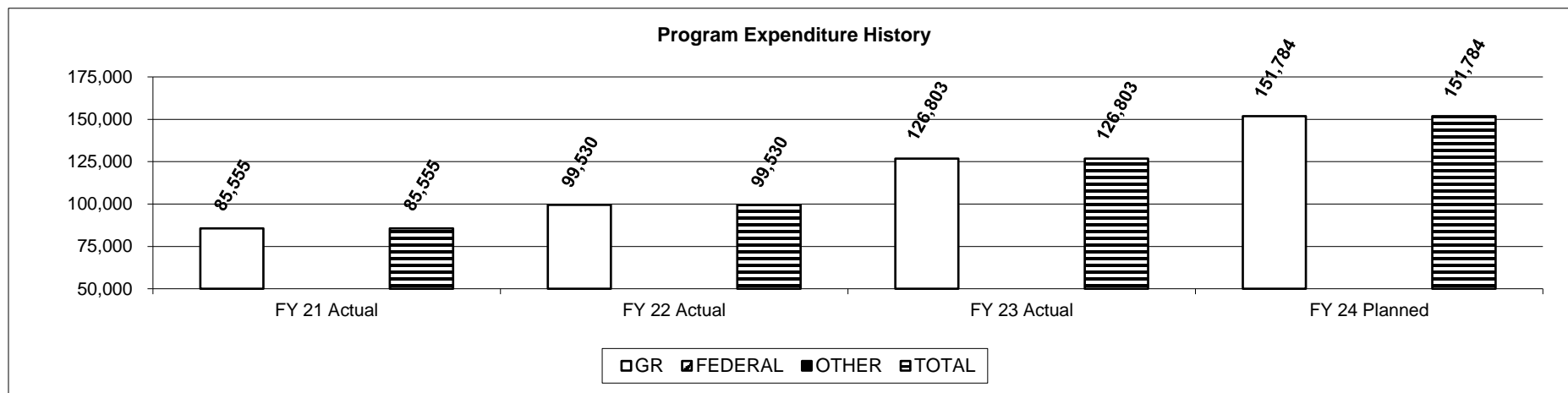
Program Name: Personal Financial Disclosure Program

Program is found in the following core budget(s): Missouri Ethics Commission

2d. Provide a measure(s) of the program's efficiency.

73% of the personal financial disclosure reports filed utilized our voluntary electronic filing system. 90% of the political subdivisions completed their annual operating budget designation and 95% completed the required filer list utilizing our voluntary electronic filing system.

3. Provide actual expenditures for the prior three fiscal years and planned expenditures for the current fiscal year. (Note: Amounts do not include fringe benefit costs.)



4. What are the sources of the "Other" funds?

The Missouri Ethics Commission does not receive "other" funds.

5. What is the authorization for this program, i.e., federal or state statute, etc.? (Include the federal program number, if applicable.)

Chapter 105 RSMo

6. Are there federal matching requirements? If yes, please explain.

No

7. Is this a federally mandated program? If yes, please explain.

No

PROGRAM DESCRIPTION

Department Office of Administration

HB Section(s): 5.185

Program Name Campaign Finance Program

Program is found in the following core budget(s): Missouri Ethics Commission

1a. What strategic priority does this program address?

Ensure Accurate and timely campaign finance reports

1b. What does this program do?

- Assist filers in understanding and complying with campaign finance laws
- Advise filers of reporting deadlines and monitor the timeliness of submission
- Conduct proactive training to educate filers on the laws and requirements
- Conduct report reviews for accuracy to ensure compliance with campaign finance laws
- Follow-up with committees as necessary if reports contain errors or lack certain details

2a. Provide an activity measure(s) for the program.

	FY 2021 Actual	FY 2022 Actual	FY 2023 Projected	FY 2023 Actual	FY 2024 Projected	FY 2025 Projected
Candidate Committees filing with our office	1195	2166	1742	2210	1638	1467
Continuing Committees (PACs) filing with our office	951	1068	922	1116	951	920
Political Party Committees filing with our office	223	224	227	227	225	224

2b. Provide a measure(s) of the program's quality.

In September 2023, a survey was placed on the website and emailed requesting individuals to provide feedback for services provided by the Missouri Ethics Commission. The survey was completed by 257 individuals who interact with the campaign finance filing system. The survey indicated 82% strongly agreed or agreed Missouri Ethics Commission staff is knowledgeable, professional, and courteous. Also, 81% are satisfied or strongly satisfied with the timely service they receive and are comfortable contacting our staff knowing we are here to assist them. Lastly, an average of 118 individuals utilizes the in-person trainings, webinars/tutorials, publications, FAQs, and the filing system help module and 98 of those individuals were moderately to extremely satisfied with information.

PROGRAM DESCRIPTION

Department Office of Administration _____

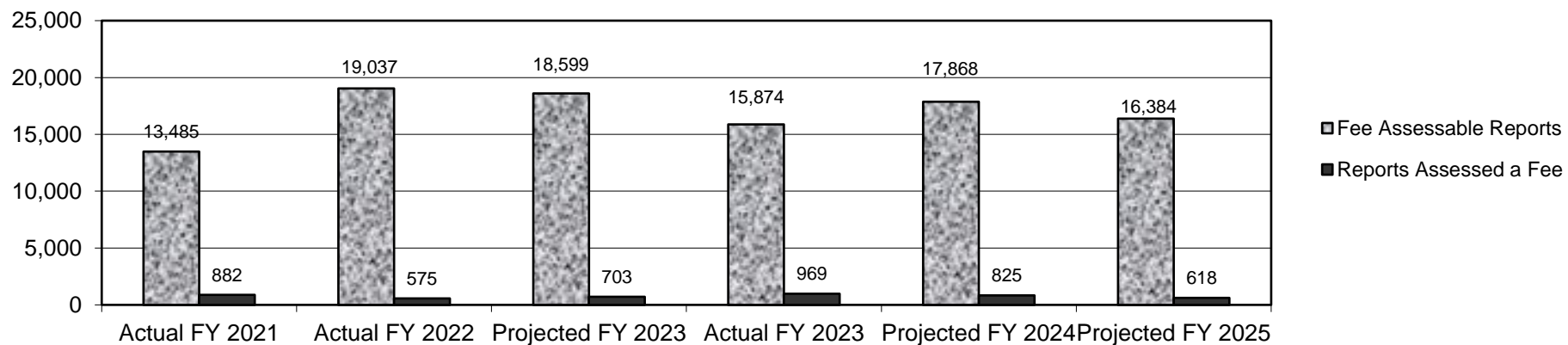
HB Section(s): 5.185

Program Name Campaign Finance Program

Program is found in the following core budget(s): Missouri Ethics Commission

2c. Provide a measure(s) of the program's impact.

Campaign Finance Disclosure Reports



PROGRAM DESCRIPTION

Department Office of Administration

HB Section(s): 5.185

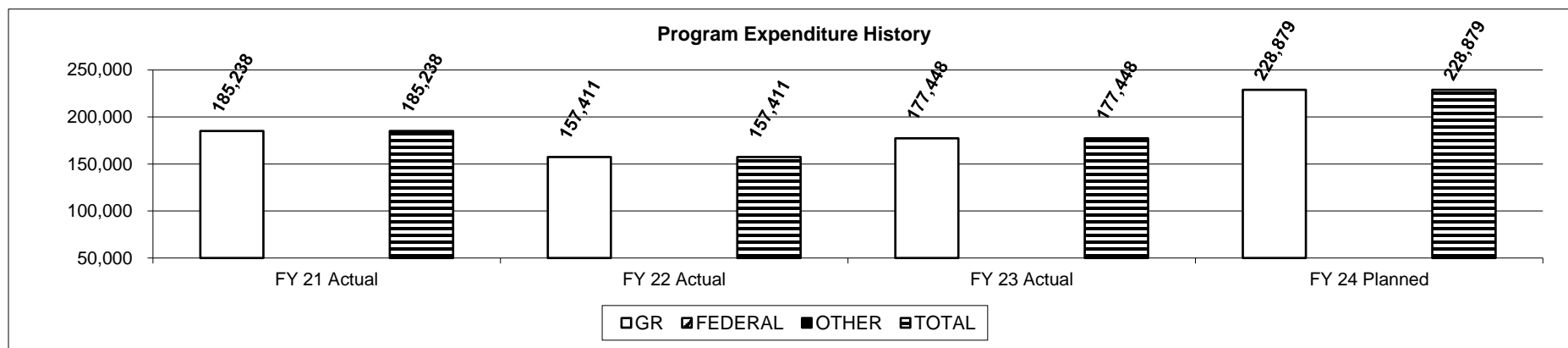
Program Name Campaign Finance Program

Program is found in the following core budget(s): Missouri Ethics Commission

2d. Provide a measure(s) of the program's efficiency.

The Commission received 12,806 full disclosure reports in FY 2023. After conducting inquiries of the full disclosure reports, 398 reports required staff to seek additional information from the committees or provide additional guidance to the committees. 65% of the reviews were closed within 45 days of initiation, indicating that the committee promptly responded and addressed any issues.

3. Provide actual expenditures for the prior three fiscal years and planned expenditures for the current fiscal year. (Note: Amounts do not include fringe benefit costs.)



4. What are the sources of the "Other" funds?

The Missouri Ethics Commission does not receive "other" funds.

5. What is the authorization for this program, i.e., federal or state statute, etc.? (Include the federal program number, if applicable.)

Chapter 130 RSMo

6. Are there federal matching requirements? If yes, please explain.

No

7. Is this a federally mandated program? If yes, please explain.

No

CORE DECISION ITEM

Department	Office of Administration	Budget Unit	<u>31026</u>
Division	Debt and Related Obligations		
Core	Board of Public Buildings - Debt Service	HB Section	<u>5.190</u>

1. CORE FINANCIAL SUMMARY

	FY 2025 Budget Request					FY 2025 Governor's Recommendation			
	GR	Federal	Other	Total		GR	Federal	Other	Total
PS	0	0	0	0	PS	0	0	0	0
EE	0	0	0	0	EE	0	0	0	0
PSD	60,462,582	0	16,354,254	76,816,836	PSD	60,462,582	0	16,354,254	76,816,836
TRF	0	0	0	0	TRF	0	0	0	0
Total	60,462,582	0	16,354,254	76,816,836	Total	60,462,582	0	16,354,254	76,816,836
FTE	0.00	0.00	0.00	0.00	FTE	0.00	0.00	0.00	0.00

Est. Fringe	0	0	0	0
--------------------	---	---	---	---

Note: Fringes budgeted in House Bill 5 except for certain fringes budgeted directly to MoDOT, Highway Patrol, and Conservation.

Est. Fringe	0	0	0	0
--------------------	---	---	---	---

Note: Fringes budgeted in House Bill 5 except for certain fringes budgeted directly to MoDOT, Highway Patrol, and Conservation.

Other Funds: Facilities Maintenance Reserve Fund (0124)
State Parks Earnings Fund (0415)

Other Funds:

2. CORE DESCRIPTION

This core request is for payment of principal and interest on outstanding Board of Public Buildings Special Obligation Bonds Series A 2015, B 2015, A 2016, A 2017, A 2018, A 2021 and the Series A 2011, A 2014, A 2015, A 2020, and B 2020 Refundings. The Board is authorized to issue \$1.545 billion in revenue bonds in accordance with Sections 8.420 and 8.665, RSMo. The amount of authorization not issued is \$291,200,000. There are ten (10) of Board of Public Buildings bonds outstanding as of 7/1/23 in the amount of \$491,880,000. Debt service amounts for these bonds vary from year to year due to different maturity dates and interest rates of the bonds.

3. PROGRAM LISTING (list programs included in this core funding)

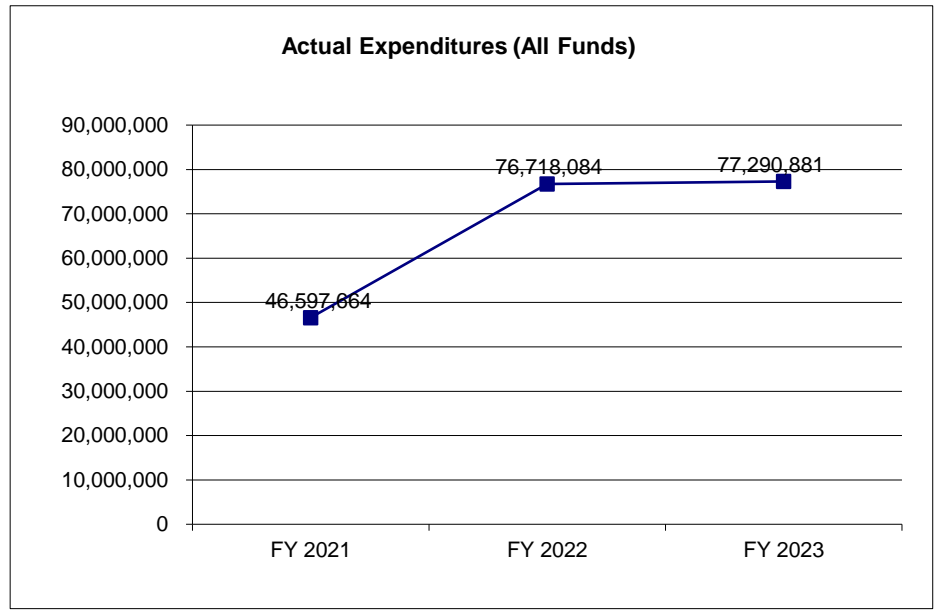
Debt Management

CORE DECISION ITEM

Department	Office of Administration	Budget Unit	31026
Division	Debt and Related Obligations		
Core	Board of Public Buildings - Debt Service	HB Section	5.190

4. FINANCIAL HISTORY

	FY 2021 Actual	FY 2022 Actual	FY 2023 Actual	FY 2024 Current Yr.
Appropriation (All Funds)	74,146,533	76,961,479	78,446,473	76,816,836
Less Reverted (All Funds)	0	0	0	0
Less Restricted (All Funds)*	0	0	0	0
Budget Authority (All Funds)	74,146,533	76,961,479	78,446,473	76,816,836
Actual Expenditures (All Funds)	46,597,664	76,718,084	77,290,881	N/A
Unexpended (All Funds)	27,548,869	243,395	1,155,592	N/A
Unexpended, by Fund:				
General Revenue	21,853,432	1	242,376	N/A
Federal	0	0	0	N/A
Other	5,695,437	243,394	913,216	N/A



Reverted includes the statutory three percent reserve amount (when applicable).

Restricted includes any Governor's expenditure restrictions which remained at the end of the fiscal year (when applicable).

NOTES:

CORE RECONCILIATION DETAIL

**STATE
BPB DEBT SERVICE**

5. CORE RECONCILIATION DETAIL

			Budget Class	FTE	GR	Federal	Other	Total	Explanation
TAFP AFTER VETOES									
			PD	0.00	60,462,582	0	16,354,254	76,816,836	
			Total	0.00	60,462,582	0	16,354,254	76,816,836	
DEPARTMENT CORE ADJUSTMENTS									
Core Reallocation	1370	9246	PD	0.00	0	0	960	960	Core reallocation of Other authority from State Parks Earnings to FMRF as additional FMRF authority is needed to continue making required debt service payments.
Core Reallocation	1370	2985	PD	0.00	0	0	(960)	(960)	Core reallocation of Other authority from State Parks Earnings to FMRF as additional FMRF authority is needed to continue making required debt service payments.
NET DEPARTMENT CHANGES				0.00	0	0	0	0	
DEPARTMENT CORE REQUEST									
			PD	0.00	60,462,582	0	16,354,254	76,816,836	
			Total	0.00	60,462,582	0	16,354,254	76,816,836	
GOVERNOR'S RECOMMENDED CORE									
			PD	0.00	60,462,582	0	16,354,254	76,816,836	
			Total	0.00	60,462,582	0	16,354,254	76,816,836	

DECISION ITEM SUMMARY

Budget Unit									
Decision Item	FY 2023	FY 2023	FY 2024	FY 2024	FY 2025	FY 2025	FY 2025	FY 2025	FY 2025
Budget Object Summary	ACTUAL	ACTUAL	BUDGET	BUDGET	DEPT REQ	DEPT REQ	GOV REC	GOV REC	GOV REC
Fund	DOLLAR	FTE	DOLLAR	FTE	DOLLAR	FTE	DOLLAR	FTE	DOLLAR
BPB DEBT SERVICE									
CORE									
PROGRAM-SPECIFIC									
GENERAL REVENUE	60,781,650	0.00	60,462,582	0.00	60,462,582	0.00	60,462,582	0.00	0.00
FACILITIES MAINTENANCE RESERVE	12,556,594	0.00	12,547,894	0.00	12,548,854	0.00	12,548,854	0.00	0.00
BPB A 2018 - STATE FACILITIES	149,554	0.00	0	0.00	0	0.00	0	0.00	0.00
STATE PARKS EARNINGS	0	0.00	3,806,360	0.00	3,805,400	0.00	3,805,400	0.00	0.00
TOTAL - PD	73,487,798	0.00	76,816,836	0.00	76,816,836	0.00	76,816,836	0.00	0.00
TOTAL	73,487,798	0.00	76,816,836	0.00	76,816,836	0.00	76,816,836	0.00	0.00
BPB Debt Service - 1300008									
PROGRAM-SPECIFIC									
GENERAL REVENUE	0	0.00	0	0.00	4,475	0.00	4,475	0.00	0.00
FACILITIES MAINTENANCE RESERVE	0	0.00	0	0.00	2,490	0.00	2,490	0.00	0.00
TOTAL - PD	0	0.00	0	0.00	6,965	0.00	6,965	0.00	0.00
TOTAL	0	0.00	0	0.00	6,965	0.00	6,965	0.00	0.00
GRAND TOTAL	\$73,487,798	0.00	\$76,816,836	0.00	\$76,823,801	0.00	\$76,823,801	0.00	0.00

DECISION ITEM DETAIL

Budget Unit	FY 2023	FY 2023	FY 2024	FY 2024	FY 2025	FY 2025	FY 2025	FY 2025
Decision Item	ACTUAL	ACTUAL	BUDGET	BUDGET	DEPT REQ	DEPT REQ	GOV REC	GOV REC
Budget Object Class	DOLLAR	FTE	DOLLAR	FTE	DOLLAR	FTE	DOLLAR	FTE
BPB DEBT SERVICE								
CORE								
DEBT SERVICE	73,487,798	0.00	76,816,836	0.00	76,816,836	0.00	76,816,836	0.00
TOTAL - PD	73,487,798	0.00	76,816,836	0.00	76,816,836	0.00	76,816,836	0.00
GRAND TOTAL	\$73,487,798	0.00	\$76,816,836	0.00	\$76,816,836	0.00	\$76,816,836	0.00
GENERAL REVENUE	\$60,781,650	0.00	\$60,462,582	0.00	\$60,462,582	0.00	\$60,462,582	0.00
FEDERAL FUNDS	\$0	0.00	\$0	0.00	\$0	0.00	\$0	0.00
OTHER FUNDS	\$12,706,148	0.00	\$16,354,254	0.00	\$16,354,254	0.00	\$16,354,254	0.00

NEW DECISION ITEM

RANK: _____ OF _____

Department Office of Administration	Budget Unit 31026C
Division Debt and Related Obligations	
DI Name Board of Public Buildings Debt Service DI#1300008	HB Section 5.190

1. AMOUNT OF REQUEST

	FY 2025 Budget Request					FY 2025 Governor's Recommendation			
	GR	Federal	Other	Total		GR	Federal	Other	Total
PS	0	0	0	0	PS	0	0	0	0
EE	0	0	0	0	EE	0	0	0	0
PSD	4,475	0	2,490	6,965	PSD	4,475	0	2,490	6,965
TRF	0	0	0	0	TRF	0	0	0	0
Total	4,475	0	2,490	6,965	Total	4,475	0	2,490	6,965
FTE	0.00	0.00	0.00	0.00	FTE	0.00	0.00	0.00	0.00

Est. Fringe	0	0	0	0
--------------------	---	---	---	---

Note: Fringes budgeted in House Bill 5 except for certain fringes budgeted directly to MoDOT, Highway Patrol, and Conservation.

Est. Fringe	0	0	0	0
--------------------	---	---	---	---

Note: Fringes budgeted in House Bill 5 except for certain fringes budgeted directly to MoDOT, Highway Patrol, and Conservation.

Other Funds: Facilities Maintenance Reserve Fund (0124)
Non-Counts:

Other Funds:
Non-Counts:

2. THIS REQUEST CAN BE CATEGORIZED AS:

<input type="checkbox"/> New Legislation	<input type="checkbox"/> New Program	<input type="checkbox"/> Fund Switch
<input type="checkbox"/> Federal Mandate	<input type="checkbox"/> Program Expansion	<input checked="" type="checkbox"/> Cost to Continue
<input type="checkbox"/> GR Pick-Up	<input type="checkbox"/> Space Request	<input type="checkbox"/> Equipment Replacement
<input type="checkbox"/> Pay Plan	<input type="checkbox"/> Other: _____	

3. WHY IS THIS FUNDING NEEDED? PROVIDE AN EXPLANATION FOR ITEMS CHECKED IN #2. INCLUDE THE FEDERAL OR STATE STATUTORY OR CONSTITUTIONAL AUTHORIZATION FOR THIS PROGRAM.

This request is for the payment of principal and interest on outstanding Board of Public Buildings project bonds. This decision item of \$6,965 represents the increase needed to continue to make the required debt service payments.

NEW DECISION ITEM

RANK: _____ OF _____

Department Office of Administration	Budget Unit <u>31026C</u>
Division <u>Debt and Related Obligations</u>	
DI Name <u>Board of Public Buildings Debt Service DI#1300008</u>	HB Section <u>5.190</u>

4. DESCRIBE THE DETAILED ASSUMPTIONS USED TO DERIVE THE SPECIFIC REQUESTED AMOUNT. (How did you determine that the requested number of FTE were appropriate? From what source or standard did you derive the requested levels of funding? Were alternatives such as outsourcing or automation considered? If based on new legislation, does request tie to TAFP fiscal note? If not, explain why. Detail which portions of the request are one-times and how those amounts were calculated.)

Debt service amounts for these bonds vary from year to year due to different maturity dates and interest rates on the bonds. The amount required for FY 25 is greater than the FY 24 core as follows:

	Principal Outstanding		FY 24	FY 25	
	<u>07/01/2023</u>	<u>Fund</u>	<u>Core</u>	<u>Request</u>	<u>Difference</u>
BPB	\$491,880,000	0101/0124/0415	\$76,816,836	\$76,823,801	\$6,965

5. BREAK DOWN THE REQUEST BY BUDGET OBJECT CLASS, JOB CLASS, AND FUND SOURCE. IDENTIFY ONE-TIME COSTS.

Budget Object Class/Job Class	Dept Req GR DOLLARS	Dept Req GR FTE	Dept Req FED DOLLARS	Dept Req FED FTE	Dept Req OTHER DOLLARS	Dept Req OTHER FTE	Dept Req TOTAL DOLLARS	Dept Req TOTAL FTE	Dept Req One-Time DOLLARS
							0		
							0	0.0	
Total PS	<u>0</u>	<u>0.0</u>	<u>0</u>	<u>0.0</u>	<u>0</u>	<u>0.0</u>	<u>0</u>	<u>0.0</u>	<u>0</u>
							0		
							0		
Total EE	<u>0</u>		<u>0</u>		<u>0</u>		<u>0</u>		<u>0</u>
Program Distributions	4,475				2,490		6,965		
Total PSD	<u>4,475</u>		<u>0</u>		<u>2,490</u>		<u>6,965</u>		<u>0</u>
Transfers									
Total TRF	<u>0</u>		<u>0</u>		<u>0</u>		<u>0</u>		<u>0</u>
Grand Total	<u>4,475</u>	<u>0.0</u>	<u>0</u>	<u>0.0</u>	<u>2,490</u>	<u>0.0</u>	<u>6,965</u>	<u>0.0</u>	<u>0</u>

NEW DECISION ITEM

RANK: _____ OF _____

Department Office of Administration		Budget Unit		31026C							
Division Debt and Related Obligations											
DI Name Board of Public Buildings Debt Service DI#1300008		HB Section		5.190							
Budget Object Class/Job Class	Gov Rec GR DOLLARS	Gov Rec GR FTE	Gov Rec FED DOLLARS	Gov Rec FED FTE	Gov Rec OTHER DOLLARS	Gov Rec OTHER FTE	Gov Rec TOTAL DOLLARS	Gov Rec TOTAL FTE	Gov Rec One-Time DOLLARS		
							0				
							0	0.0			
Total PS	0	0.0	0	0.0	0	0.0	0	0.0	0		
							0				
							0				
							0				
Total EE	0		0		0		0			0	
Program Distributions	4,475				2,490		6,965				
Total PSD	4,475		0		2,490		6,965			0	
Transfers											
Total TRF	0		0		0		0			0	
Grand Total	4,475	0.0	0	0.0	2,490	0.0	6,965	0.0	0		

NEW DECISION ITEM

RANK: _____ OF _____

Department Office of Administration	Budget Unit	31026C
Division Debt and Related Obligations		
DI Name Board of Public Buildings Debt Service DI#1300008	HB Section	5.190

6. PERFORMANCE MEASURES (If new decision item has an associated core, separately identify projected performance with & without additional funding.)

6a. Provide an activity measure(s) for the program.
20/20 payments in compliance with debt service requirements.

6b. Provide a measure(s) of the program's quality.
20/20 debt service payments made on the due date.

6c. Provide a measure(s) of the program's impact.
10/10 paying agents received timely payment. Unknown number of bond holders received timely payment.

6d. Provide a measure(s) of the program's efficiency.
0 complaints received by paying agents or bondholders.

NEW DECISION ITEM

RANK: _____ **OF** _____

Department Office of Administration	Budget Unit <u>31026C</u>
Division <u>Debt and Related Obligations</u>	
DI Name <u>Board of Public Buildings Debt Service DI#1300008</u>	HB Section <u>5.190</u>

7. STRATEGIES TO ACHIEVE THE PERFORMANCE MEASUREMENT TARGETS:

The debt service payment will be made to the paying agent on the due date in accordance with bond resolutions.

DECISION ITEM DETAIL

Budget Unit	FY 2023	FY 2023	FY 2024	FY 2024	FY 2025	FY 2025	FY 2025	FY 2025
Decision Item	ACTUAL	ACTUAL	BUDGET	BUDGET	DEPT REQ	DEPT REQ	GOV REC	GOV REC
Budget Object Class	DOLLAR	FTE	DOLLAR	FTE	DOLLAR	FTE	DOLLAR	FTE
BPB DEBT SERVICE								
BPB Debt Service - 1300008								
DEBT SERVICE	0	0.00	0	0.00	6,965	0.00	6,965	0.00
TOTAL - PD	0	0.00	0	0.00	6,965	0.00	6,965	0.00
GRAND TOTAL	\$0	0.00	\$0	0.00	\$6,965	0.00	\$6,965	0.00
GENERAL REVENUE	\$0	0.00	\$0	0.00	\$4,475	0.00	\$4,475	0.00
FEDERAL FUNDS	\$0	0.00	\$0	0.00	\$0	0.00	\$0	0.00
OTHER FUNDS	\$0	0.00	\$0	0.00	\$2,490	0.00	\$2,490	0.00

CORE DECISION ITEM

Department	Office of Administration	Budget Unit <u>31031C</u>
Division	Debt and Related Obligations	
Core	Annual Fees, Arbitrage Rebate, Refunding, and Related Expenses	HB Section <u>5.195</u>

1. CORE FINANCIAL SUMMARY

	FY 2025 Budget Request					FY 2025 Governor's Recommendation			
	GR	Federal	Other	Total		GR	Federal	Other	Total
PS	0	0	0	0	PS	0	0	0	0
EE	10,422	0	0	10,422	EE	10,422	0	0	10,422
PSD	20,232	0	0	20,232	PSD	20,232	0	0	20,232
TRF	0	0	0	0	TRF	0	0	0	0
Total	30,654	0	0	30,654	Total	30,654	0	0	30,654
FTE	0.00	0.00	0.00	0.00	FTE	0.00	0.00	0.00	0.00
Est. Fringe	0	0	0	0	Est. Fringe	0	0	0	0

Note: Fringes budgeted in House Bill 5 except for certain fringes budgeted directly to MoDOT, Highway Patrol, and Conservation.

Note: Fringes budgeted in House Bill 5 except for certain fringes budgeted directly to MoDOT, Highway Patrol, and Conservation.

Other Funds:

Other Funds:

2. CORE DESCRIPTION

This core request is to pay annual paying agent and escrow agent fees, arbitrage rebate, refunding cost, defeasance and other cost associated with House Bill 5 debt. House Bill 5 debt includes: Board of Public Buildings special obligation bonds and State related bonds of the Missouri Development Finance Board.

3. PROGRAM LISTING (list programs included in this core funding)

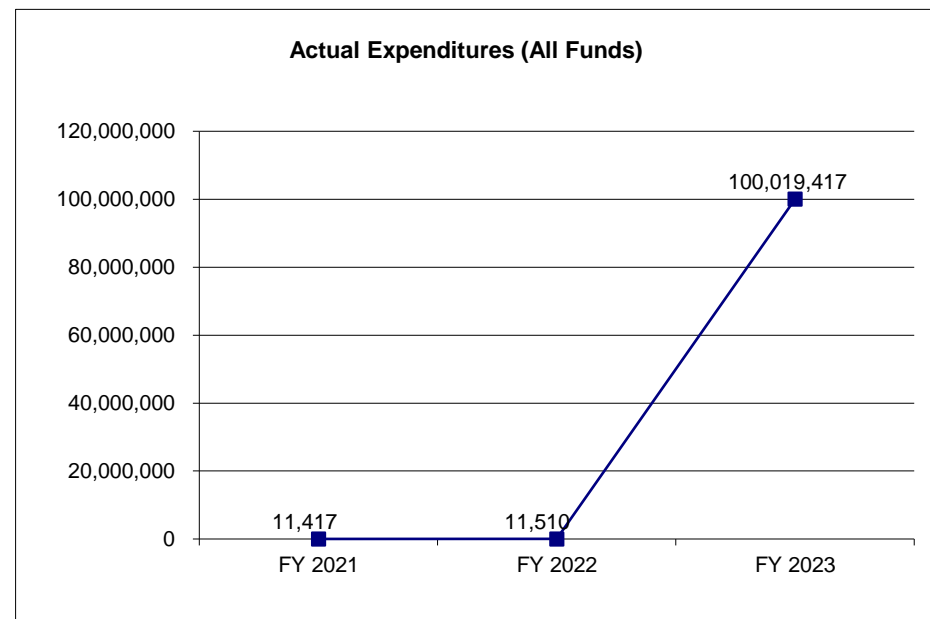
Debt Management

CORE DECISION ITEM

Department	Office of Administration	Budget Unit <u>31031C</u>
Division	Debt and Related Obligations	
Core	Annual Fees, Arbitrage Rebate, Refunding, and Related Expenses	HB Section <u>5.195</u>

4. FINANCIAL HISTORY

	FY 2021 <u>Actual</u>	FY 2022 <u>Actual</u>	FY 2023 <u>Actual</u>	FY 2024 <u>Current Yr.</u>
Appropriation (All Funds)	30,654	30,654	100,030,654	30,654
Less Reverted (All Funds)	0	0	0	0
Less Restricted (All Funds)*	0	0	0	0
Budget Authority (All Funds)	<u>30,654</u>	<u>30,654</u>	<u>100,030,654</u>	<u>30,654</u>
Actual Expenditures (All Funds)	<u>11,417</u>	<u>11,510</u>	<u>100,019,417</u>	N/A
Unexpended (All Funds)	<u>19,237</u>	<u>19,144</u>	<u>11,237</u>	N/A
Unexpended, by Fund:				
General Revenue	19,237	19,144	11,237	N/A
Federal	0	0	0	N/A
Other	0	0	0	N/A



Reverted includes the statutory three percent reserve amount (when applicable).

Restricted includes any Governor's expenditure restrictions which remained at the end of the fiscal year (when applicable).

NOTES:

FY2023 included \$100,000,000 bond defeasance to pay off outstanding bonds.

CORE RECONCILIATION DETAIL

**STATE
ARBITRAGE/REFUNDING/FEES-HB5**

5. CORE RECONCILIATION DETAIL

	Budget Class	FTE	GR	Federal	Other	Total	Explanation
TAFP AFTER VETOES							
	EE	0.00	10,422	0	0	10,422	
	PD	0.00	20,232	0	0	20,232	
	Total	0.00	30,654	0	0	30,654	
DEPARTMENT CORE REQUEST							
	EE	0.00	10,422	0	0	10,422	
	PD	0.00	20,232	0	0	20,232	
	Total	0.00	30,654	0	0	30,654	
GOVERNOR'S RECOMMENDED CORE							
	EE	0.00	10,422	0	0	10,422	
	PD	0.00	20,232	0	0	20,232	
	Total	0.00	30,654	0	0	30,654	

DECISION ITEM SUMMARY

Budget Unit								
Decision Item	FY 2023	FY 2023	FY 2024	FY 2024	FY 2025	FY 2025	FY 2025	FY 2025
Budget Object Summary	ACTUAL	ACTUAL	BUDGET	BUDGET	DEPT REQ	DEPT REQ	GOV REC	GOV REC
Fund	DOLLAR	FTE	DOLLAR	FTE	DOLLAR	FTE	DOLLAR	FTE
ARBITRAGE/REFUNDING/FEES-HB5								
CORE								
EXPENSE & EQUIPMENT								
GENERAL REVENUE	6,600	0.00	10,422	0.00	10,422	0.00	10,422	0.00
TOTAL - EE	6,600	0.00	10,422	0.00	10,422	0.00	10,422	0.00
PROGRAM-SPECIFIC								
GENERAL REVENUE	100,012,817	0.00	20,232	0.00	20,232	0.00	20,232	0.00
TOTAL - PD	100,012,817	0.00	20,232	0.00	20,232	0.00	20,232	0.00
TOTAL	100,019,417	0.00	30,654	0.00	30,654	0.00	30,654	0.00
GRAND TOTAL	\$100,019,417	0.00	\$30,654	0.00	\$30,654	0.00	\$30,654	0.00

DECISION ITEM DETAIL

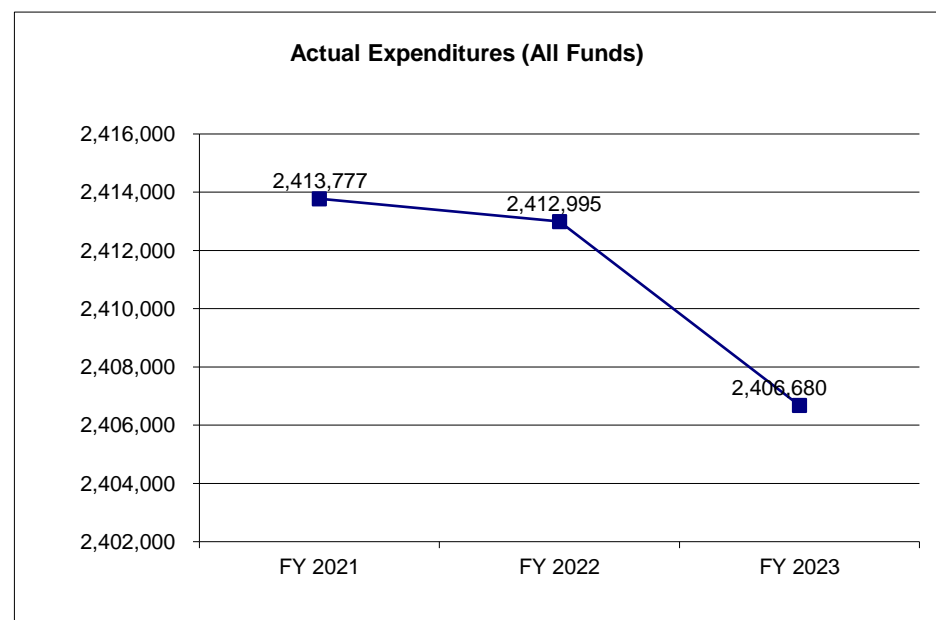
Budget Unit	FY 2023	FY 2023	FY 2024	FY 2024	FY 2025	FY 2025	FY 2025	FY 2025
Decision Item	ACTUAL	ACTUAL	BUDGET	BUDGET	DEPT REQ	DEPT REQ	GOV REC	GOV REC
Budget Object Class	DOLLAR	FTE	DOLLAR	FTE	DOLLAR	FTE	DOLLAR	FTE
ARBITRAGE/REFUNDING/FEES-HB5								
CORE								
PROFESSIONAL SERVICES	6,600	0.00	10,422	0.00	10,422	0.00	10,422	0.00
TOTAL - EE	6,600	0.00	10,422	0.00	10,422	0.00	10,422	0.00
DEBT SERVICE	100,012,817	0.00	20,232	0.00	20,232	0.00	20,232	0.00
TOTAL - PD	100,012,817	0.00	20,232	0.00	20,232	0.00	20,232	0.00
GRAND TOTAL	\$100,019,417	0.00	\$30,654	0.00	\$30,654	0.00	\$30,654	0.00
GENERAL REVENUE	\$100,019,417	0.00	\$30,654	0.00	\$30,654	0.00	\$30,654	0.00
FEDERAL FUNDS	\$0	0.00	\$0	0.00	\$0	0.00	\$0	0.00
OTHER FUNDS	\$0	0.00	\$0	0.00	\$0	0.00	\$0	0.00

CORE DECISION ITEM

Department	Office of Administration	Budget Unit	31033C
Division	Debt and Related Obligations		
Core -	Lease Purchase Debt Payments	HB Section	5.200

4. FINANCIAL HISTORY

	FY 2021	FY 2022	FY 2023	FY 2024
	Actual	Actual	Actual	Current Yr.
Appropriation (All Funds)	2,413,807	2,413,007	2,408,932	2,407,157
Less Reverted (All Funds)	0	0	0	0
Less Restricted (All Funds)*	0	0	0	0
Budget Authority (All Funds)	2,413,807	2,413,007	2,408,932	2,407,157
Actual Expenditures (All Funds)	2,413,777	2,412,995	2,406,680	N/A
Unexpended (All Funds)	30	12	2,252	N/A
Unexpended, by Fund:				
General Revenue	0	0	0	N/A
Federal	0	0	0	N/A
Other	300	12	2,252	N/A



Reverted includes the statutory three percent reserve amount (when applicable).

Restricted includes any Governor's expenditure restrictions which remained at the end of the fiscal year (when applicable).

NOTES:

CORE RECONCILIATION DETAIL

STATE
L/P DEBT PAYMENTS

5. CORE RECONCILIATION DETAIL

	Budget Class	FTE	GR	Federal	Other	Total	Explanation
TAFP AFTER VETOES							
	PD	0.00	0	0	2,407,157	2,407,157	
	Total	0.00	0	0	2,407,157	2,407,157	
DEPARTMENT CORE REQUEST							
	PD	0.00	0	0	2,407,157	2,407,157	
	Total	0.00	0	0	2,407,157	2,407,157	
GOVERNOR'S RECOMMENDED CORE							
	PD	0.00	0	0	2,407,157	2,407,157	
	Total	0.00	0	0	2,407,157	2,407,157	

DECISION ITEM SUMMARY

Budget Unit								
Decision Item	FY 2023	FY 2023	FY 2024	FY 2024	FY 2025	FY 2025	FY 2025	FY 2025
Budget Object Summary	ACTUAL	ACTUAL	BUDGET	BUDGET	DEPT REQ	DEPT REQ	GOV REC	GOV REC
Fund	DOLLAR	FTE	DOLLAR	FTE	DOLLAR	FTE	DOLLAR	FTE
L/P DEBT PAYMENTS								
CORE								
PROGRAM-SPECIFIC								
STATE FACILITY MAINT & OPERAT	2,406,680	0.00	2,407,157	0.00	2,407,157	0.00	2,407,157	0.00
TOTAL - PD	2,406,680	0.00	2,407,157	0.00	2,407,157	0.00	2,407,157	0.00
TOTAL	2,406,680	0.00	2,407,157	0.00	2,407,157	0.00	2,407,157	0.00
Lease Purchase Debt Payments - 1300009								
PROGRAM-SPECIFIC								
STATE FACILITY MAINT & OPERAT	0	0.00	0	0.00	1,500	0.00	1,500	0.00
TOTAL - PD	0	0.00	0	0.00	1,500	0.00	1,500	0.00
TOTAL	0	0.00	0	0.00	1,500	0.00	1,500	0.00
GRAND TOTAL	\$2,406,680	0.00	\$2,407,157	0.00	\$2,408,657	0.00	\$2,408,657	0.00

DECISION ITEM DETAIL

Budget Unit	FY 2023	FY 2023	FY 2024	FY 2024	FY 2025	FY 2025	FY 2025	FY 2025
Decision Item	ACTUAL	ACTUAL	BUDGET	BUDGET	DEPT REQ	DEPT REQ	GOV REC	GOV REC
Budget Object Class	DOLLAR	FTE	DOLLAR	FTE	DOLLAR	FTE	DOLLAR	FTE
L/P DEBT PAYMENTS								
CORE								
DEBT SERVICE	2,406,680	0.00	2,407,157	0.00	2,407,157	0.00	2,407,157	0.00
TOTAL - PD	2,406,680	0.00	2,407,157	0.00	2,407,157	0.00	2,407,157	0.00
GRAND TOTAL	\$2,406,680	0.00	\$2,407,157	0.00	\$2,407,157	0.00	\$2,407,157	0.00
GENERAL REVENUE	\$0	0.00	\$0	0.00	\$0	0.00	\$0	0.00
FEDERAL FUNDS	\$0	0.00	\$0	0.00	\$0	0.00	\$0	0.00
OTHER FUNDS	\$2,406,680	0.00	\$2,407,157	0.00	\$2,407,157	0.00	\$2,407,157	0.00

NEW DECISION ITEM
RANK: _____ OF _____

Department	Office of Administration	Budget Unit	31033
Division	Debt and Related Obligations	HB Section	5.200
DI Name	Lease Purchase Debt Payments	DI#	1300009

1. AMOUNT OF REQUEST

	FY 2025 Budget Request				FY 2025 Governor's Recommendation			
	GR	Federal	Other	Total	GR	Federal	Other	Total
PS	0	0	0	0	0	0	0	0
EE	0	0	0	0	0	0	0	0
PSD	0	0	1,500	1,500	0	0	1,500	1,500
TRF	0	0	0	0	0	0	0	0
Total	0	0	1,500	1,500	0	0	1,500	1,500
FTE	0.00	0.00	0.00	0.00	0.00	0.00	0.00	0.00

Est. Fringe	0	0	0	0
--------------------	---	---	---	---

Est. Fringe	0	0	0	0
--------------------	---	---	---	---

Note: Fringes budgeted in House Bill 5 except for certain fringes budgeted directly to MoDOT, Highway Patrol, and Conservation.

Note: Fringes budgeted in House Bill 5 except for certain fringes budgeted directly to MoDOT, Highway Patrol, and Conservation.

Other Funds: State Facility Main. and Op. Fund (0501)

Other Funds: State Facility Main. and Op. Fund (0501)

2. THIS REQUEST CAN BE CATEGORIZED AS:

<input type="checkbox"/> New Legislation	<input type="checkbox"/> New Program	<input type="checkbox"/> Fund Switch
<input type="checkbox"/> Federal Mandate	<input type="checkbox"/> Program Expansion	<input checked="" type="checkbox"/> Cost to Continue
<input type="checkbox"/> GR Pick-Up	<input type="checkbox"/> Space Request	<input type="checkbox"/> Equipment Replacement
<input type="checkbox"/> Pay Plan	<input type="checkbox"/> Other: _____	

3. WHY IS THIS FUNDING NEEDED? PROVIDE AN EXPLANATION FOR ITEMS CHECKED IN #2. INCLUDE THE FEDERAL OR STATE STATUTORY OR CONSTITUTIONAL AUTHORIZATION FOR THIS PROGRAM.

This core request is for the payment of principal and interest on Leasehold Revenue Bonds Series 2005 and Series 2006. This decision item of \$1,500 represents the increase needed to continue to make the required debt service payments.

NEW DECISION ITEM
RANK: _____ OF _____

Department	Office of Administration	Budget Unit	31033
Division	Debt and Related Obligations		
DI Name	Lease Purchase Debt Payments	DI#1300009	HB Section 5.200

4. DESCRIBE THE DETAILED ASSUMPTIONS USED TO DERIVE THE SPECIFIC REQUESTED AMOUNT. (How did you determine that the requested number of FTE were appropriate? From what source or standard did you derive the requested levels of funding? Were alternatives such as outsourcing or automation considered? If based on new legislation, does request tie to TAFP fiscal note? If not, explain why. Detail which portions of the request are one-times and how those amounts were calculated.)

Debt service amounts for these bonds vary from year to year due to different maturity dates and interest rates on the bonds. The amount required for FY 25 is greater than the FY 24 core as follows:

	Principal Outstanding <u>07/01/2023</u>	<u>Fund</u>	FY 24 <u>Core</u>	FY 25 <u>Request</u>	<u>Difference</u>
Lease Purchase Debt	\$17,100,000	0501	\$2,407,157	\$2,408,657	\$1,500

5. BREAK DOWN THE REQUEST BY BUDGET OBJECT CLASS, JOB CLASS, AND FUND SOURCE. IDENTIFY ONE-TIME COSTS.

	Dept Req GR DOLLARS	Dept Req GR FTE	Dept Req FED DOLLARS	Dept Req FED FTE	Dept Req OTHER DOLLARS	Dept Req OTHER FTE	Dept Req TOTAL DOLLARS	Dept Req TOTAL FTE	Dept Req One-Time DOLLARS	
							0			
Total PS	0	0.0	0	0.0	0	0.0	0	0.0	0	
							0			
Total EE	0		0		0		0		0	
Debt Service	0				1,500		1,500			
Total PSD	0		0		1,500		1,500		0	
Transfers										
Total TRF	0		0		0		0		0	
Grand Total	0	0.0	0	0.0	1,500	0.0	1,500	0.0	0	

NEW DECISION ITEM
RANK: _____ OF _____

Department	Office of Administration			Budget Unit	31033				
Division	Debt and Related Obligations								
DI Name	Lease Purchase Debt Payments	DI#1300009		HB Section	5.200				
Budget Object Class/Job Class	Gov Rec GR DOLLARS	Gov Rec GR FTE	Gov Rec FED DOLLARS	Gov Rec FED FTE	Gov Rec OTHER DOLLARS	Gov Rec OTHER FTE	Gov Rec TOTAL DOLLARS	Gov Rec TOTAL FTE	Gov Rec One-Time DOLLARS
Total PS	0	0.0	0	0.0	0	0.0	0	0.0	0
Total EE	0		0		0		0		0
Debt Service	0				1,500		1,500		
Total PSD	0		0		1,500		1,500		0
Transfers									
Total TRF	0		0		0		0		0
Grand Total	0	0.0	0	0.0	1,500	0.0	1,500	0.0	0

NEW DECISION ITEM
RANK: _____ OF _____

Department	<u>Office of Administration</u>	Budget Unit	<u>31033</u>
Division	<u>Debt and Related Obligations</u>		
DI Name	<u>Lease Purchase Debt Payments</u>	DI#	<u>130009</u>
		HB Section	<u>5.200</u>

6. PERFORMANCE MEASURES (If new decision item has an associated core, separately identify projected performance with & without additional funding.)

6a. Provide an activity measure(s) for the program.
 2/2 payments in compliance with debt service requirements.

6b. Provide a measure(s) of the program's quality.
 2/2 Debt Service payments made on due date.

6c. Provide a measure(s) of the program's impact.
 1/1 paying agents received timely payment. Unknown number of bond holders received timely payment.

6d. Provide a measure(s) of the program's efficiency.
 0 complaints received by paying agents or bondholders.

7. STRATEGIES TO ACHIEVE THE PERFORMANCE MEASUREMENT TARGETS:

The debt service payment will be made to the paying agent on the due date in accordance with bond resolutions .

DECISION ITEM DETAIL

Budget Unit	FY 2023	FY 2023	FY 2024	FY 2024	FY 2025	FY 2025	FY 2025	FY 2025
Decision Item	ACTUAL	ACTUAL	BUDGET	BUDGET	DEPT REQ	DEPT REQ	GOV REC	GOV REC
Budget Object Class	DOLLAR	FTE	DOLLAR	FTE	DOLLAR	FTE	DOLLAR	FTE
L/P DEBT PAYMENTS								
Lease Purchase Debt Payments - 1300009								
DEBT SERVICE	0	0.00	0	0.00	1,500	0.00	1,500	0.00
TOTAL - PD	0	0.00	0	0.00	1,500	0.00	1,500	0.00
GRAND TOTAL	\$0	0.00	\$0	0.00	\$1,500	0.00	\$1,500	0.00
GENERAL REVENUE	\$0	0.00	\$0	0.00	\$0	0.00	\$0	0.00
FEDERAL FUNDS	\$0	0.00	\$0	0.00	\$0	0.00	\$0	0.00
OTHER FUNDS	\$0	0.00	\$0	0.00	\$1,500	0.00	\$1,500	0.00

CORE DECISION ITEM

Department	Office of Administration	Budget Unit	32360C
Division	Debt and Related Obligations		
Core -	MDFB - Historical Society Project	HB Section	5.205

1. CORE FINANCIAL SUMMARY

	FY 2025 Budget Request					FY 2025 Governor's Recommendation			
	GR	Federal	Other	Total		GR	Federal	Other	Total
PS	0	0	0	0	PS	0	0	0	0
EE	0	0	0	0	EE	0	0	0	0
PSD	2,297,269	0	0	2,297,269	PSD	2,297,269	0	0	2,297,269
TRF	0	0	0	0	TRF	0	0	0	0
Total	2,297,269	0	0	2,297,269	Total	2,297,269	0	0	2,297,269
FTE	0.00	0.00	0.00	0.00	FTE	0.00	0.00	0.00	0.00
Est. Fringe	0	0	0	0	Est. Fringe	0	0	0	0
<i>Note: Fringes budgeted in House Bill 5 except for certain fringes budgeted directly to MoDOT, Highway Patrol, and Conservation.</i>					<i>Note: Fringes budgeted in House Bill 5 except for certain fringes budgeted directly to MoDOT, Highway Patrol, and Conservation.</i>				
Other Funds:					Other Funds:				

2. CORE DESCRIPTION

This core request is for the payment of principal and interest on outstanding Missouri Development Finance Board - Historical Society project bonds. The State has entered into a financing agreement to pay the annual debt service on these bonds. The principal amount of bonds outstanding as of 7/1/23 is \$24,340,000.

The bonds will mature on 10/1/2035.

This request represents a core reduction of \$5,675.

3. PROGRAM LISTING (list programs included in this core funding)

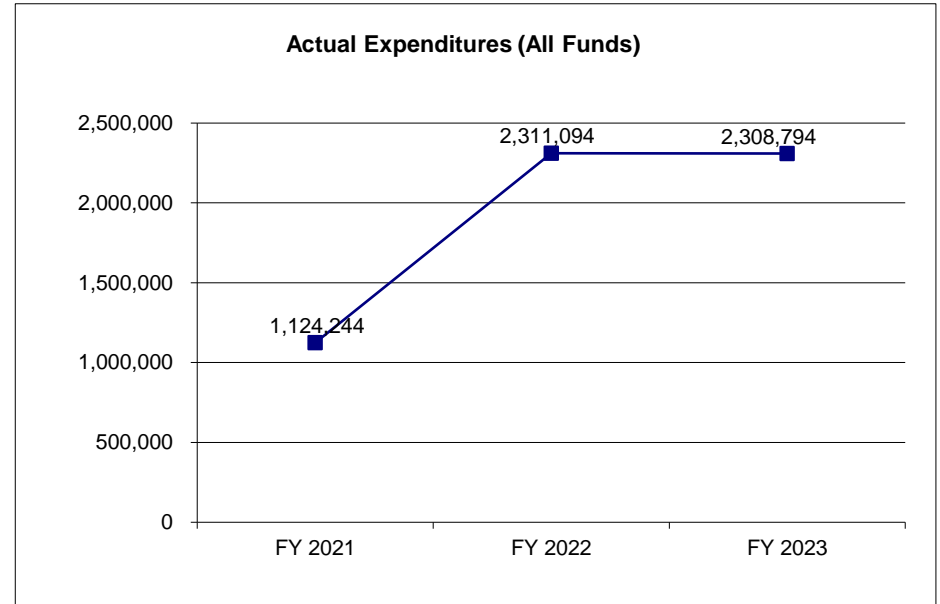
Debt Management

CORE DECISION ITEM

Department	Office of Administration	Budget Unit	32360C
Division	Debt and Related Obligations		
Core -	MDFB - Historical Society Project	HB Section	5.205

4. FINANCIAL HISTORY

	FY 2021 Actual	FY 2022 Actual	FY 2023 Actual	FY 2024 Current Yr.
Appropriation (All Funds)	2,318,469	2,311,094	2,308,794	2,302,944
Less Reverted (All Funds)	0	0	0	0
Less Restricted (All Funds)*	0	0	0	0
Budget Authority (All Funds)	2,318,469	2,311,094	2,308,794	2,302,944
Actual Expenditures (All Funds)	1,124,244	2,311,094	2,308,794	N/A
Unexpended (All Funds)	1,194,225	0	0	N/A
Unexpended, by Fund:				
General Revenue	1,194,225	0	0	N/A
Federal	0	0	0	N/A
Other	0	0	0	N/A



Reverted includes the statutory three percent reserve amount (when applicable).

Restricted includes any Governor's expenditure restrictions which remained at the end of the fiscal year (when applicable).

NOTES:

CORE RECONCILIATION DETAIL

STATE
HIST SCTY BLDG DEBT SERVICE

5. CORE RECONCILIATION DETAIL

	Budget Class	FTE	GR	Federal	Other	Total	Explanation
TAFP AFTER VETOES							
	PD	0.00	2,302,944	0	0	2,302,944	
	Total	0.00	2,302,944	0	0	2,302,944	
DEPARTMENT CORE ADJUSTMENTS							
Core Reduction	1371 1249 PD	0.00	(5,675)	0	0	(5,675)	Core reduction of funding that is no longer needed due to a reduction in the debt service.
NET DEPARTMENT CHANGES		0.00	(5,675)	0	0	(5,675)	
DEPARTMENT CORE REQUEST							
	PD	0.00	2,297,269	0	0	2,297,269	
	Total	0.00	2,297,269	0	0	2,297,269	
GOVERNOR'S RECOMMENDED CORE							
	PD	0.00	2,297,269	0	0	2,297,269	
	Total	0.00	2,297,269	0	0	2,297,269	

DECISION ITEM SUMMARY

Budget Unit								
Decision Item	FY 2023	FY 2023	FY 2024	FY 2024	FY 2025	FY 2025	FY 2025	FY 2025
Budget Object Summary	ACTUAL	ACTUAL	BUDGET	BUDGET	DEPT REQ	DEPT REQ	GOV REC	GOV REC
Fund	DOLLAR	FTE	DOLLAR	FTE	DOLLAR	FTE	DOLLAR	FTE
HIST SCTY BLDG DEBT SERVICE								
CORE								
PROGRAM-SPECIFIC								
GENERAL REVENUE	2,308,794	0.00	2,302,944	0.00	2,297,269	0.00	2,297,269	0.00
TOTAL - PD	2,308,794	0.00	2,302,944	0.00	2,297,269	0.00	2,297,269	0.00
TOTAL	2,308,794	0.00	2,302,944	0.00	2,297,269	0.00	2,297,269	0.00
GRAND TOTAL	\$2,308,794	0.00	\$2,302,944	0.00	\$2,297,269	0.00	\$2,297,269	0.00

1/19/24 12:30

im_disummary

DECISION ITEM DETAIL

Budget Unit	FY 2023	FY 2023	FY 2024	FY 2024	FY 2025	FY 2025	FY 2025	FY 2025
Decision Item	ACTUAL	ACTUAL	BUDGET	BUDGET	DEPT REQ	DEPT REQ	GOV REC	GOV REC
Budget Object Class	DOLLAR	FTE	DOLLAR	FTE	DOLLAR	FTE	DOLLAR	FTE
HIST SCTY BLDG DEBT SERVICE								
CORE								
DEBT SERVICE	2,308,794	0.00	2,302,944	0.00	2,297,269	0.00	2,297,269	0.00
TOTAL - PD	2,308,794	0.00	2,302,944	0.00	2,297,269	0.00	2,297,269	0.00
GRAND TOTAL	\$2,308,794	0.00	\$2,302,944	0.00	\$2,297,269	0.00	\$2,297,269	0.00
GENERAL REVENUE	\$2,308,794	0.00	\$2,302,944	0.00	\$2,297,269	0.00	\$2,297,269	0.00
FEDERAL FUNDS	\$0	0.00	\$0	0.00	\$0	0.00	\$0	0.00
OTHER FUNDS	\$0	0.00	\$0	0.00	\$0	0.00	\$0	0.00

CORE DECISION ITEM

Department	Office of Administration	Budget Unit	32348C
Division	Debt and Related Obligations		
Core	Fulton State Hospital Bond Fund Transfer	HB Section	5.210

1. CORE FINANCIAL SUMMARY

	FY 2025 Budget Request					FY 2025 Governor's Recommendation			
	GR	Federal	Other	Total		GR	Federal	Other	Total
PS	0	0	0	0	PS	0	0	0	0
EE	0	0	0	0	EE	0	0	0	0
PSD	0	0	0	0	PSD	0	0	0	0
TRF	8,702,500	0	0	8,702,500	TRF	8,702,500	0	0	8,702,500
Total	8,702,500	0	0	8,702,500	Total	8,702,500	0	0	8,702,500
FTE	0.00	0.00	0.00	0.00	FTE	0.00	0.00	0.00	0.00
Est. Fringe	0	0	0	0	Est. Fringe	0	0	0	0
<i>Note: Fringes budgeted in House Bill 5 except for certain fringes budgeted directly to MoDOT, Highway Patrol, and Conservation.</i>					<i>Note: Fringes budgeted in House Bill 5 except for certain fringes budgeted directly to MoDOT, Highway Patrol, and Conservation.</i>				
Other Funds:					Other Funds:				

2. CORE DESCRIPTION

The State has entered into a financing agreement to pay the annual debt service on Missouri Development Finance Board - Fulton State Hospital project bonds Series A 2014 and Series A 2016. This core request provides for the transfer from general revenue to the Fulton State Hospital bonds debt service fund. Funds are transferred into the debt service fund one year in advance of the required debt service payment date. The principal amount of bonds outstanding as of 7/1/23 is \$64,025,000. The significant decline in principal outstanding from 7/1/22 is the result of defeasing \$88,290,000 in August of 2022.

This request represents a core reduction of \$7,244.

3. PROGRAM LISTING (list programs included in this core funding)

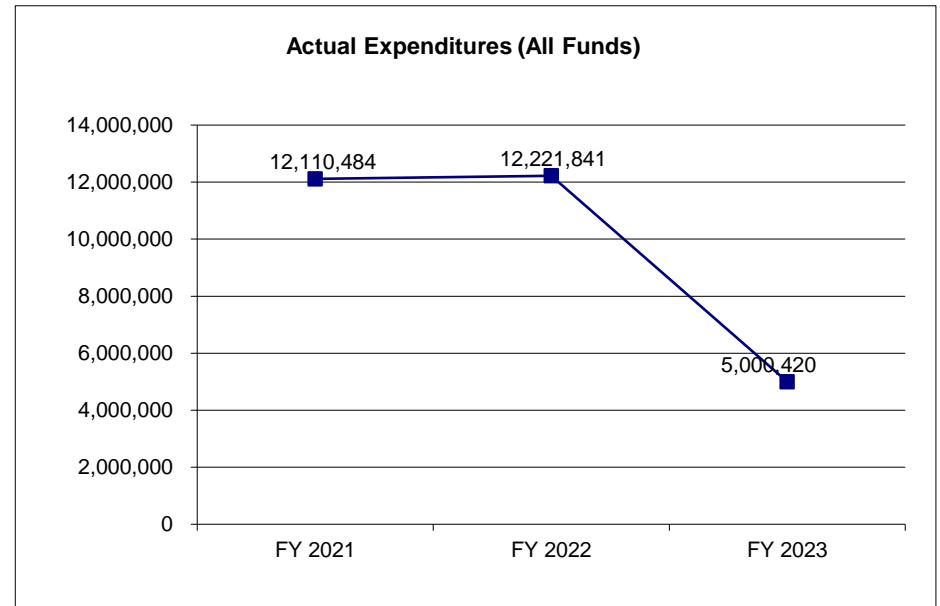
Debt Management

CORE DECISION ITEM

Department	Office of Administration	Budget Unit	32348C
Division	Debt and Related Obligations		
Core	Fulton State Hospital Bond Fund Transfer	HB Section	5.210

4. FINANCIAL HISTORY

	FY 2021 Actual	FY 2022 Actual	FY 2023 Actual	FY 2024 Current Yr.
Appropriation (All Funds)	12,338,263	12,335,263	12,329,785	8,709,744
Less Reverted (All Funds)	0	0	0	0
Less Restricted (All Funds)*	0	0	0	0
Budget Authority (All Funds)	12,338,263	12,335,263	12,329,785	8,709,744
Actual Expenditures (All Funds)	12,110,484	12,221,841	5,000,420	N/A
Unexpended (All Funds)	227,779	113,422	7,329,365	N/A
Unexpended, by Fund:				
General Revenue	227,779	113,422	7,329,365	N/A
Federal	0	0	0	N/A
Other	0	0	0	N/A



Reverted includes the statutory three percent reserve amount (when applicable).

Restricted includes any Governor's expenditure restrictions which remained at the end of the fiscal year (when applicable).

NOTES:

FY2023 decline is a one time decrease from the extraordinary reduction of outstanding bonds which occurred August 2022.

CORE RECONCILIATION DETAIL

STATE
 FULTON STATE HOSP BOND TRANSFR

5. CORE RECONCILIATION DETAIL

	Budget Class	FTE	GR	Federal	Other	Total	Explanation
TAFP AFTER VETOES							
	TRF	0.00	8,709,744	0	0	8,709,744	
	Total	0.00	8,709,744	0	0	8,709,744	
DEPARTMENT CORE ADJUSTMENTS							
Core Reduction	1372 T932 TRF	0.00	(7,244)	0	0	(7,244)	Core reduction of funding that is no longer needed due to a reduction in the debt service.
NET DEPARTMENT CHANGES		0.00	(7,244)	0	0	(7,244)	
DEPARTMENT CORE REQUEST							
	TRF	0.00	8,702,500	0	0	8,702,500	
	Total	0.00	8,702,500	0	0	8,702,500	
GOVERNOR'S RECOMMENDED CORE							
	TRF	0.00	8,702,500	0	0	8,702,500	
	Total	0.00	8,702,500	0	0	8,702,500	

DECISION ITEM SUMMARY

Budget Unit								
Decision Item	FY 2023	FY 2023	FY 2024	FY 2024	FY 2025	FY 2025	FY 2025	FY 2025
Budget Object Summary	ACTUAL	ACTUAL	BUDGET	BUDGET	DEPT REQ	DEPT REQ	GOV REC	GOV REC
Fund	DOLLAR	FTE	DOLLAR	FTE	DOLLAR	FTE	DOLLAR	FTE
FULTON STATE HOSP BOND TRANSFR								
CORE								
FUND TRANSFERS								
GENERAL REVENUE	5,000,420	0.00	8,709,744	0.00	8,702,500	0.00	8,702,500	0.00
TOTAL - TRF	5,000,420	0.00	8,709,744	0.00	8,702,500	0.00	8,702,500	0.00
TOTAL	5,000,420	0.00	8,709,744	0.00	8,702,500	0.00	8,702,500	0.00
GRAND TOTAL	\$5,000,420	0.00	\$8,709,744	0.00	\$8,702,500	0.00	\$8,702,500	0.00

DECISION ITEM DETAIL

Budget Unit	FY 2023	FY 2023	FY 2024	FY 2024	FY 2025	FY 2025	FY 2025	FY 2025
Decision Item	ACTUAL	ACTUAL	BUDGET	BUDGET	DEPT REQ	DEPT REQ	GOV REC	GOV REC
Budget Object Class	DOLLAR	FTE	DOLLAR	FTE	DOLLAR	FTE	DOLLAR	FTE
FULTON STATE HOSP BOND TRANSFR								
CORE								
TRANSFERS OUT	5,000,420	0.00	8,709,744	0.00	8,702,500	0.00	8,702,500	0.00
TOTAL - TRF	5,000,420	0.00	8,709,744	0.00	8,702,500	0.00	8,702,500	0.00
GRAND TOTAL	\$5,000,420	0.00	\$8,709,744	0.00	\$8,702,500	0.00	\$8,702,500	0.00
GENERAL REVENUE	\$5,000,420	0.00	\$8,709,744	0.00	\$8,702,500	0.00	\$8,702,500	0.00
FEDERAL FUNDS	\$0	0.00	\$0	0.00	\$0	0.00	\$0	0.00
OTHER FUNDS	\$0	0.00	\$0	0.00	\$0	0.00	\$0	0.00

CORE DECISION ITEM

Department	Office of Administration	Budget Unit	<u>32349</u>
Division	Debt and Related Obligations		
Core	Fulton State Hospital Bond Fund Payment	HB Section	<u>5.215</u>

1. CORE FINANCIAL SUMMARY

	FY 2025 Budget Request					FY 2025 Governor's Recommendation			
	GR	Federal	Other	Total		GR	Federal	Other	Total
PS	0	0	0	0	PS	0	0	0	0
EE	0	0	0	0	EE	0	0	0	0
PSD	0	0	8,709,744	8,709,744	PSD	0	0	8,709,744	8,709,744
TRF	0	0	0	0	TRF	0	0	0	0
Total	0	0	8,709,744	8,709,744	Total	0	0	8,709,744	8,709,744
FTE	0.00	0.00	0.00	0.00	FTE	0.00	0.00	0.00	0.00
Est. Fringe	0	0	0	0	Est. Fringe	0	0	0	0
<i>Note: Fringes budgeted in House Bill 5 except for certain fringes budgeted directly to MoDOT, Highway Patrol, and Conservation.</i>					<i>Note: Fringes budgeted in House Bill 5 except for certain fringes budgeted directly to MoDOT, Highway Patrol, and Conservation.</i>				
Other Funds:	Fulton State Hospital Bond & Interest Fund (0396)				Other Funds:				

2. CORE DESCRIPTION

This request is for the payment of principal and interest on the outstanding Missouri Development Finance Board Fulton State Hospital Project Bonds Series A 2014 and Series A 2016. The State has entered into a financing agreement to pay the annual debt service on these bonds. The principal amount of bonds outstanding as of 7/1/23 is \$64,025,000. The significant decline in principal outstanding from 7/1/22 is the result of defeasing \$88,290,000 in August of 2022.

The bonds will mature on 10/1/32.

This request represents a core reduction of \$2,397.

3. PROGRAM LISTING (list programs included in this core funding)

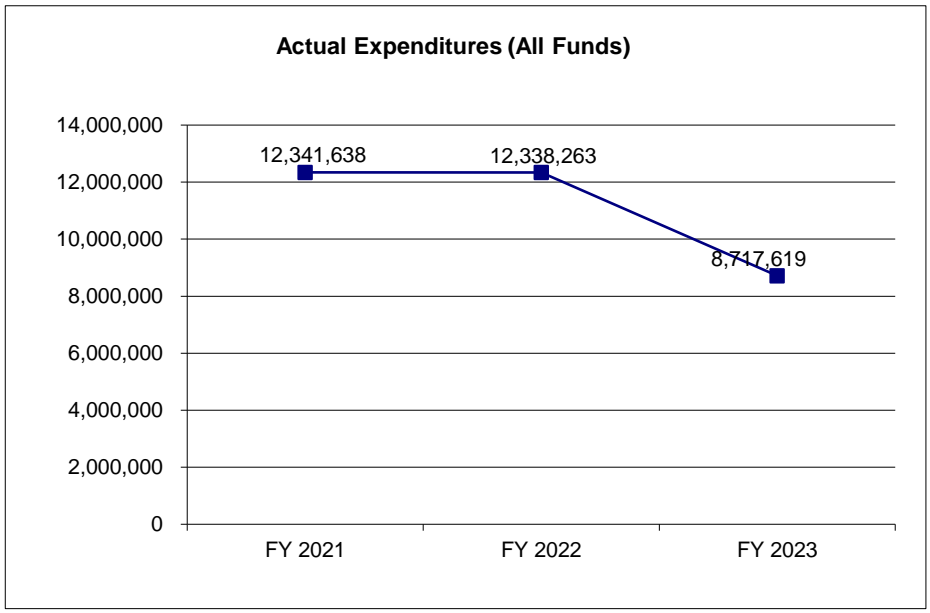
Debt Management

CORE DECISION ITEM

Department	Office of Administration	Budget Unit	32349
Division	Debt and Related Obligations		
Core	Fulton State Hospital Bond Fund Payment	HB Section	5.215

4. FINANCIAL HISTORY

	FY 2021 Actual	FY 2022 Actual	FY 2023 Actual	FY 2024 Current Yr.
Appropriation (All Funds)	12,341,638	12,338,263	12,335,263	8,712,141
Less Reverted (All Funds)	0	0	0	0
Less Restricted (All Funds)*	0	0	0	0
Budget Authority (All Funds)	12,341,638	12,338,263	12,335,263	8,712,141
Actual Expenditures (All Funds)	12,341,638	12,338,263	8,717,619	N/A
Unexpended (All Funds)	0	0	3,617,644	N/A
Unexpended, by Fund:				
General Revenue	0	0	0	N/A
Federal	0	0	0	N/A
Other	0	0	3,617,644	N/A



Reverted includes the statutory three percent reserve amount (when applicable).

Restricted includes any Governor's expenditure restrictions which remained at the end of the fiscal year (when applicable).

NOTES:

FY2023 decline is a one time decrease from the extraordinary reduction of outstanding bonds which occurred August 2022.

CORE RECONCILIATION DETAIL

STATE
 FULTON STATE HOSPITAL BONDING

5. CORE RECONCILIATION DETAIL

	Budget Class	FTE	GR	Federal	Other	Total	Explanation
TAFP AFTER VETOES							
	PD	0.00	0	0	8,712,141	8,712,141	
	Total	0.00	0	0	8,712,141	8,712,141	
DEPARTMENT CORE ADJUSTMENTS							
Core Reduction	1374 8921 PD	0.00	0	0	(2,397)	(2,397)	Core reduction of funding that is no longer needed due to a reduction in the debt service.
NET DEPARTMENT CHANGES		0.00	0	0	(2,397)	(2,397)	
DEPARTMENT CORE REQUEST							
	PD	0.00	0	0	8,709,744	8,709,744	
	Total	0.00	0	0	8,709,744	8,709,744	
GOVERNOR'S RECOMMENDED CORE							
	PD	0.00	0	0	8,709,744	8,709,744	
	Total	0.00	0	0	8,709,744	8,709,744	

DECISION ITEM SUMMARY

Budget Unit								
Decision Item	FY 2023	FY 2023	FY 2024	FY 2024	FY 2025	FY 2025	FY 2025	FY 2025
Budget Object Summary	ACTUAL	ACTUAL	BUDGET	BUDGET	DEPT REQ	DEPT REQ	GOV REC	GOV REC
Fund	DOLLAR	FTE	DOLLAR	FTE	DOLLAR	FTE	DOLLAR	FTE
FULTON STATE HOSPITAL BONDING								
CORE								
PROGRAM-SPECIFIC								
FUL ST HSP BD & INT	8,717,619	0.00	8,712,141	0.00	8,709,744	0.00	8,709,744	0.00
TOTAL - PD	8,717,619	0.00	8,712,141	0.00	8,709,744	0.00	8,709,744	0.00
TOTAL	8,717,619	0.00	8,712,141	0.00	8,709,744	0.00	8,709,744	0.00
GRAND TOTAL	\$8,717,619	0.00	\$8,712,141	0.00	\$8,709,744	0.00	\$8,709,744	0.00

DECISION ITEM DETAIL

Budget Unit	FY 2023	FY 2023	FY 2024	FY 2024	FY 2025	FY 2025	FY 2025	FY 2025
Decision Item	ACTUAL	ACTUAL	BUDGET	BUDGET	DEPT REQ	DEPT REQ	GOV REC	GOV REC
Budget Object Class	DOLLAR	FTE	DOLLAR	FTE	DOLLAR	FTE	DOLLAR	FTE
FULTON STATE HOSPITAL BONDING								
CORE								
DEBT SERVICE	8,717,619	0.00	8,712,141	0.00	8,709,744	0.00	8,709,744	0.00
TOTAL - PD	8,717,619	0.00	8,712,141	0.00	8,709,744	0.00	8,709,744	0.00
GRAND TOTAL	\$8,717,619	0.00	\$8,712,141	0.00	\$8,709,744	0.00	\$8,709,744	0.00
GENERAL REVENUE	\$0	0.00	\$0	0.00	\$0	0.00	\$0	0.00
FEDERAL FUNDS	\$0	0.00	\$0	0.00	\$0	0.00	\$0	0.00
OTHER FUNDS	\$8,717,619	0.00	\$8,712,141	0.00	\$8,709,744	0.00	\$8,709,744	0.00

CORE DECISION ITEM

Department	Office of Administration	Budget Unit	<u>32352C</u>
Division	Debt and Related Obligations		
Core -	FMDC ESCO Debt Service	HB Section	<u>5.220</u>

1. CORE FINANCIAL SUMMARY

	FY 2025 Budget Request					FY 2025 Governor's Recommendation			
	GR	Federal	Other	Total		GR	Federal	Other	Total
PS	0	0	0	0	PS	0	0	0	0
EE	0	0	0	0	EE	0	0	0	0
PSD	0	0	0	0	PSD	0	0	0	0
TRF	0	0	0	0	TRF	0	0	0	0
Total	0	0	0	0	Total	0	0	0	0
FTE	0.00	0.00	0.00	0.00	FTE	0.00	0.00	0.00	0.00

Est. Fringe	0	0	0	0
--------------------	---	---	---	---

Note: Fringes budgeted in House Bill 5 except for certain fringes budgeted directly to MoDOT, Highway Patrol, and Conservation.

Est. Fringe	0	0	0	0
--------------------	---	---	---	---

Note: Fringes budgeted in House Bill 5 except for certain fringes budgeted directly to MoDOT, Highway Patrol, and Conservation.

Other Funds: Facilities Maintenance Reserve Fund (0124)

Other Funds:

2. CORE DESCRIPTION

This core request is for payment of principal and interest on the outstanding master lease guaranteed energy savings. FMDC has utilized authority in Section 8.235.4, RSMo to finance projects to produce energy savings, reduce consumption, reduce pollution, and increase productivity at facilities around the State. Projects were originally financed for 15 years at interest rates between 2.20% and 4.03%. All outstanding loans have been refinanced to rates between 2.20% and 2.30%. The principal amount of contracts outstanding as of 7/1/23 is \$150,902.

The obligation will be paid in full in fiscal year 2024 therefore, this request reflects a core reduction of \$152,200.

3. PROGRAM LISTING (list programs included in this core funding)

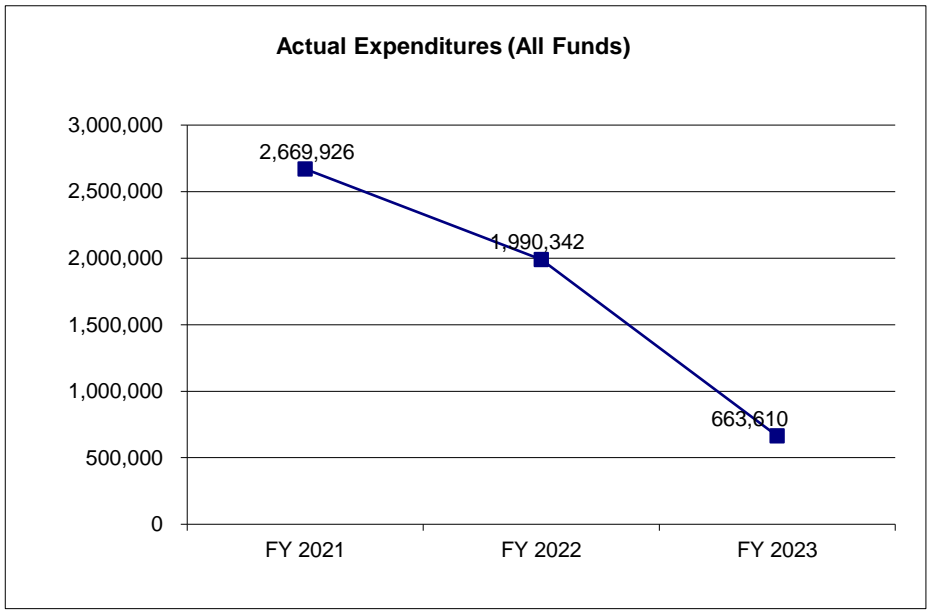
Debt Management

CORE DECISION ITEM

Department	Office of Administration	Budget Unit	32352C
Division	Debt and Related Obligations		
Core -	FMDC ESCO Debt Service	HB Section	5.220

4. FINANCIAL HISTORY

	FY 2021 Actual	FY 2022 Actual	FY 2023 Current Yr.	FY 2024 Current Yr.
Appropriation (All Funds)	3,314,140	2,493,303	848,500	152,200
Less Reverted (All Funds)	0	0	0	0
Less Restricted (All Funds)*	0	0	0	0
Budget Authority (All Funds)	3,314,140	2,493,303	848,500	152,200
Actual Expenditures (All Funds)	2,669,926	1,990,342	663,610	N/A
Unexpended (All Funds)	644,214	502,961	184,890	N/A
Unexpended, by Fund:				
General Revenue	0	0	0	N/A
Federal	0	0	0	N/A
Other	644,214	502,961	184,890	N/A



Reverted includes the statutory three percent reserve amount (when applicable).

Restricted includes any Governor's expenditure restrictions which remained at the end of the fiscal year (when applicable).

NOTES:

CORE RECONCILIATION DETAIL

**STATE
ENERGY CONSERVATION**

5. CORE RECONCILIATION DETAIL

	Budget Class	FTE	GR	Federal	Other	Total	Explanation
TAFP AFTER VETOES							
	PD	0.00	0	0	152,200	152,200	
	Total	0.00	0	0	152,200	152,200	
DEPARTMENT CORE ADJUSTMENTS							
Core Reduction	1375 4468	PD	0.00	0	(152,200)	(152,200)	Core reduction of funding that is no longer needed due to a reduction in the debt service.
NET DEPARTMENT CHANGES		0.00	0	0	(152,200)	(152,200)	
DEPARTMENT CORE REQUEST							
	PD	0.00	0	0	0	0	
	Total	0.00	0	0	0	0	
GOVERNOR'S RECOMMENDED CORE							
	PD	0.00	0	0	0	0	
	Total	0.00	0	0	0	0	

DECISION ITEM SUMMARY

Budget Unit								
Decision Item	FY 2023	FY 2023	FY 2024	FY 2024	FY 2025	FY 2025	FY 2025	FY 2025
Budget Object Summary	ACTUAL	ACTUAL	BUDGET	BUDGET	DEPT REQ	DEPT REQ	GOV REC	GOV REC
Fund	DOLLAR	FTE	DOLLAR	FTE	DOLLAR	FTE	DOLLAR	FTE
ENERGY CONSERVATION								
CORE								
PROGRAM-SPECIFIC								
FACILITIES MAINTENANCE RESERVE	663,610	0.00	152,200	0.00	0	0.00	0	0.00
TOTAL - PD	663,610	0.00	152,200	0.00	0	0.00	0	0.00
TOTAL	663,610	0.00	152,200	0.00	0	0.00	0	0.00
GRAND TOTAL	\$663,610	0.00	\$152,200	0.00	\$0	0.00	\$0	0.00

1/19/24 12:30

im_disummary

DECISION ITEM DETAIL

Budget Unit	FY 2023	FY 2023	FY 2024	FY 2024	FY 2025	FY 2025	FY 2025	FY 2025
Decision Item	ACTUAL	ACTUAL	BUDGET	BUDGET	DEPT REQ	DEPT REQ	GOV REC	GOV REC
Budget Object Class	DOLLAR	FTE	DOLLAR	FTE	DOLLAR	FTE	DOLLAR	FTE
ENERGY CONSERVATION								
CORE								
DEBT SERVICE	663,610	0.00	152,200	0.00	0	0.00	0	0.00
TOTAL - PD	663,610	0.00	152,200	0.00	0	0.00	0	0.00
GRAND TOTAL	\$663,610	0.00	\$152,200	0.00	\$0	0.00	\$0	0.00
GENERAL REVENUE	\$0	0.00	\$0	0.00	\$0	0.00		0.00
FEDERAL FUNDS	\$0	0.00	\$0	0.00	\$0	0.00		0.00
OTHER FUNDS	\$663,610	0.00	\$152,200	0.00	\$0	0.00		0.00

CORE DECISION ITEM

Department	Office of Administration	Budget Unit	<u>32353C</u>
Division	Debt and Related Obligations		
Core	Debt Management	HB Section	<u>5.220</u>

1. CORE FINANCIAL SUMMARY

	FY 2025 Budget Request			
	GR	Federal	Other	Total
PS	0	0	0	0
EE	83,300	0	0	83,300
PSD	0	0	0	0
TRF	0	0	0	0
Total	83,300	0	0	83,300
FTE	0.00	0.00	0.00	0.00

Est. Fringe	0	0	0	0
--------------------	---	---	---	---

Note: Fringes budgeted in House Bill 5 except for certain fringes budgeted directly to MoDOT, Highway Patrol, and Conservation.

	FY 2025 Governor's Recommendation			
	GR	Federal	Other	Total
PS	0	0	0	0
EE	83,300	0	0	83,300
PSD	0	0	0	0
TRF	0	0	0	0
Total	83,300	0	0	83,300
FTE	0.00	0.00	0.00	0.00

Est. Fringe	0	0	0	0
--------------------	---	---	---	---

Note: Fringes budgeted in House Bill 5 except for certain fringes budgeted directly to MoDOT, Highway Patrol, and Conservation.

Other Funds:

Other Funds:

2. CORE DESCRIPTION

This core request is to retain the services of a financial advisor and bond counsel to assist the State with managing its \$597.5 million of outstanding debt administered by the Office of Administration. The Financial advisor and bond counsel, with knowledge of the bond market, are responsible for monitoring the market with respect to the State's outstanding debt. They are responsible for making recommendations to State staff on any debt savings opportunities available to the State. They also keep the State apprised on any new financing mechanisms and strategies that would reduce the State's borrowing costs.

Series	Principal	Principal	Principal
	Amount	Amount	Outstanding
	Issued	Repaid/Refunded	July 1, 2023
General Obligation Bonds	\$1,953,394,240	\$1,941,304,240	\$0
Revenue Bonds	\$2,451,695,000	\$1,959,815,000	\$491,880,000
Other Debt	\$322,598,282	\$216,982,380	\$105,615,902
Totals Including Refunding Issues	\$4,727,687,522	\$4,118,101,620	\$597,495,902

3. PROGRAM LISTING (list programs included in this core funding)

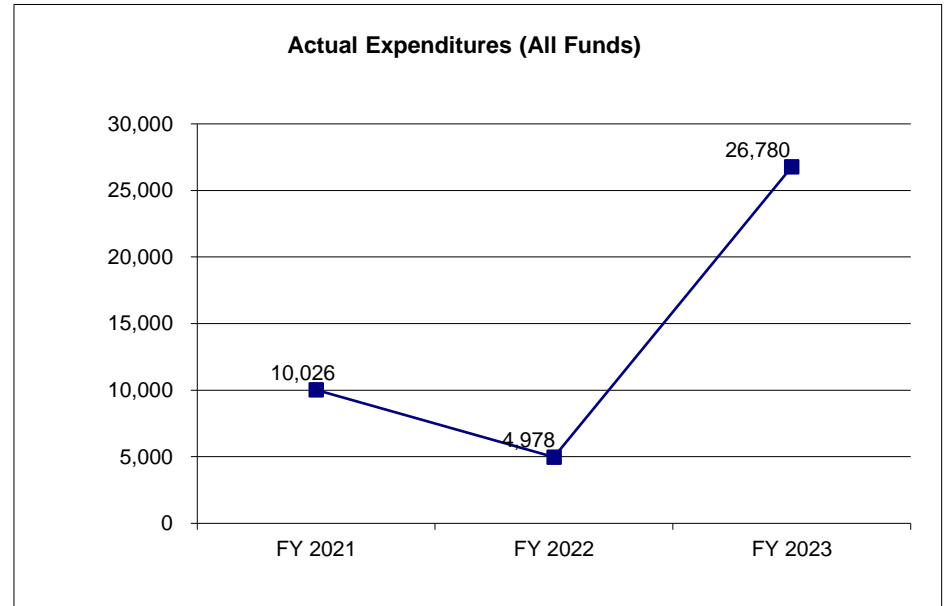
Debt Management

CORE DECISION ITEM

Department	Office of Administration	Budget Unit	32353C
Division	Debt and Related Obligations		
Core	Debt Management	HB Section	5.220

4. FINANCIAL HISTORY

	FY 2021 Actual	FY 2022 Actual	FY 2023 Actual	FY 2024 Current Yr.
Appropriation (All Funds)	83,300	83,300	83,300	83,300
Less Reverted (All Funds)	(2,499)	(2,499)	(2,499)	(2,499)
Less Restricted (All Funds)*	0	0	0	0
Budget Authority (All Funds)	80,801	80,801	80,801	80,801
Actual Expenditures (All Funds)	10,026	4,978	26,780	N/A
Unexpended (All Funds)	70,775	75,823	54,021	N/A
Unexpended, by Fund:				
General Revenue	70,775	75,823	54,021	N/A
Federal	0	0	0	N/A
Other	0	0	0	N/A



Reverted includes the statutory three percent reserve amount (when applicable).

Restricted includes any Governor's expenditure restrictions which remained at the end of the fiscal year (when applicable).

NOTES:

CORE RECONCILIATION DETAIL

**STATE
DEBT MANAGEMENT**

5. CORE RECONCILIATION DETAIL

	Budget Class	FTE	GR	Federal	Other	Total	Explanation
TAFP AFTER VETOES							
	EE	0.00	83,300	0	0	83,300	
	Total	0.00	83,300	0	0	83,300	
DEPARTMENT CORE REQUEST							
	EE	0.00	83,300	0	0	83,300	
	Total	0.00	83,300	0	0	83,300	
GOVERNOR'S RECOMMENDED CORE							
	EE	0.00	83,300	0	0	83,300	
	Total	0.00	83,300	0	0	83,300	

DECISION ITEM SUMMARY

Budget Unit								
Decision Item	FY 2023	FY 2023	FY 2024	FY 2024	FY 2025	FY 2025	FY 2025	FY 2025
Budget Object Summary	ACTUAL	ACTUAL	BUDGET	BUDGET	DEPT REQ	DEPT REQ	GOV REC	GOV REC
Fund	DOLLAR	FTE	DOLLAR	FTE	DOLLAR	FTE	DOLLAR	FTE
DEBT MANAGEMENT								
CORE								
EXPENSE & EQUIPMENT								
GENERAL REVENUE	26,780	0.00	83,300	0.00	83,300	0.00	83,300	0.00
TOTAL - EE	26,780	0.00	83,300	0.00	83,300	0.00	83,300	0.00
TOTAL	26,780	0.00	83,300	0.00	83,300	0.00	83,300	0.00
GRAND TOTAL	\$26,780	0.00	\$83,300	0.00	\$83,300	0.00	\$83,300	0.00

1/19/24 12:30

im_disummary

DECISION ITEM DETAIL

Budget Unit	FY 2023	FY 2023	FY 2024	FY 2024	FY 2025	FY 2025	FY 2025	FY 2025
Decision Item	ACTUAL	ACTUAL	BUDGET	BUDGET	DEPT REQ	DEPT REQ	GOV REC	GOV REC
Budget Object Class	DOLLAR	FTE	DOLLAR	FTE	DOLLAR	FTE	DOLLAR	FTE
DEBT MANAGEMENT								
CORE								
PROFESSIONAL SERVICES	26,780	0.00	83,300	0.00	83,300	0.00	83,300	0.00
TOTAL - EE	26,780	0.00	83,300	0.00	83,300	0.00	83,300	0.00
GRAND TOTAL	\$26,780	0.00	\$83,300	0.00	\$83,300	0.00	\$83,300	0.00
GENERAL REVENUE	\$26,780	0.00	\$83,300	0.00	\$83,300	0.00	\$83,300	0.00
FEDERAL FUNDS	\$0	0.00	\$0	0.00	\$0	0.00	\$0	0.00
OTHER FUNDS	\$0	0.00	\$0	0.00	\$0	0.00	\$0	0.00

CORE DECISION ITEM

Department	Office of Administration	Budget Unit	32363C
Division	Debt and Related Obligations		
Core	Convention/Sports-Bartle Hall	HB Section	5.225

1. CORE FINANCIAL SUMMARY

	FY 2025 Budget Request					FY 2025 Governor's Recommendation			
	GR	Federal	Other	Total		GR	Federal	Other	Total
PS	0	0	0	0	PS	0	0	0	0
EE	0	0	0	0	EE	0	0	0	0
PSD	2,000,000	0	0	2,000,000	PSD	2,000,000	0	0	2,000,000
TRF	0	0	0	0	TRF	0	0	0	0
Total	2,000,000	0	0	2,000,000	Total	2,000,000	0	0	2,000,000
FTE	0.00	0.00	0.00	0.00	FTE	0.00	0.00	0.00	0.00
Est. Fringe	0	0	0	0	Est. Fringe	0	0	0	0
<i>Note: Fringes budgeted in House Bill 5 except for certain fringes budgeted directly to MoDOT, Highway Patrol, and Conservation.</i>					<i>Note: Fringes budgeted in House Bill 5 except for certain fringes budgeted directly to MoDOT, Highway Patrol, and Conservation.</i>				
Other Funds:					Other Funds:				

2. CORE DESCRIPTION

This core request is to provide funding for the State's contribution to the Bartle Hall Convention Center in Kansas City. Sections 67.638 - 67.645, RSMo allow certain cities and counties to create a "Convention and Sports Complex Fund" for the purpose of developing, maintaining or operating within its jurisdiction, sports, convention, exhibition, or trade facilities. The state may then contribute annually to each fund. The state began contributing to the fund in Fiscal Year 1991. State contributions of \$2,000,000 annually will be paid.

3. PROGRAM LISTING (list programs included in this core funding)

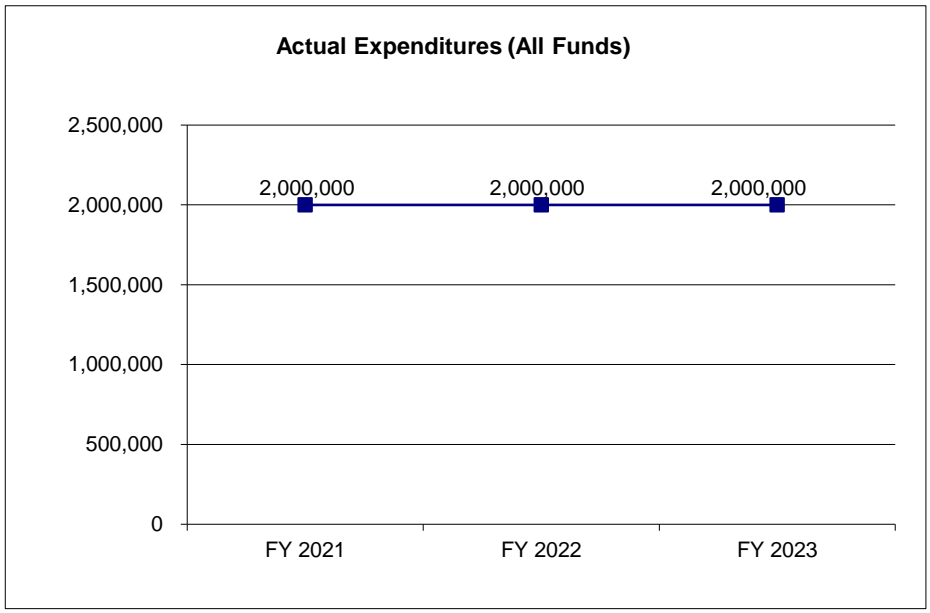
Debt Management

CORE DECISION ITEM

Department	Office of Administration	Budget Unit	32363C
Division	Debt and Related Obligations		
Core	Convention/Sports-Bartle Hall	HB Section	5.225

4. FINANCIAL HISTORY

	FY 2021 Actual	FY 2022 Actual	FY 2023 Actual	FY 2024 Current Yr.
Appropriation (All Funds)	2,000,000	2,000,000	2,000,000	2,000,000
Less Reverted (All Funds)	0	0	0	0
Less Restricted (All Funds)*	0	0	0	0
Budget Authority (All Funds)	2,000,000	2,000,000	2,000,000	2,000,000
Actual Expenditures (All Funds)	2,000,000	2,000,000	2,000,000	N/A
Unexpended (All Funds)	0	0	0	N/A
Unexpended, by Fund:				
General Revenue	0	0	0	N/A
Federal	0	0	0	N/A
Other	0	0	0	N/A



Reverted includes the statutory three percent reserve amount (when applicable).

Restricted includes any Governor's expenditure restrictions which remained at the end of the fiscal year (when applicable).

NOTES:

CORE RECONCILIATION DETAIL

**STATE
CONVENTION/SPORTS-BARTLE HALL**

5. CORE RECONCILIATION DETAIL

	Budget Class	FTE	GR	Federal	Other	Total	Explanation
TAFP AFTER VETOES	PD	0.00	2,000,000	0	0	2,000,000	
	Total	0.00	2,000,000	0	0	2,000,000	
DEPARTMENT CORE REQUEST	PD	0.00	2,000,000	0	0	2,000,000	
	Total	0.00	2,000,000	0	0	2,000,000	
GOVERNOR'S RECOMMENDED CORE	PD	0.00	2,000,000	0	0	2,000,000	
	Total	0.00	2,000,000	0	0	2,000,000	

DECISION ITEM SUMMARY

Budget Unit								
Decision Item	FY 2023	FY 2023	FY 2024	FY 2024	FY 2025	FY 2025	FY 2025	FY 2025
Budget Object Summary	ACTUAL	ACTUAL	BUDGET	BUDGET	DEPT REQ	DEPT REQ	GOV REC	GOV REC
Fund	DOLLAR	FTE	DOLLAR	FTE	DOLLAR	FTE	DOLLAR	FTE
CONVENTION/SPORTS-BARTLE HALL								
CORE								
PROGRAM-SPECIFIC								
GENERAL REVENUE	2,000,000	0.00	2,000,000	0.00	2,000,000	0.00	2,000,000	0.00
TOTAL - PD	2,000,000	0.00	2,000,000	0.00	2,000,000	0.00	2,000,000	0.00
TOTAL	2,000,000	0.00	2,000,000	0.00	2,000,000	0.00	2,000,000	0.00
GRAND TOTAL	\$2,000,000	0.00	\$2,000,000	0.00	\$2,000,000	0.00	\$2,000,000	0.00

1/19/24 12:30

im_disummary

DECISION ITEM DETAIL

Budget Unit	FY 2023	FY 2023	FY 2024	FY 2024	FY 2025	FY 2025	FY 2025	FY 2025
Decision Item	ACTUAL	ACTUAL	BUDGET	BUDGET	DEPT REQ	DEPT REQ	GOV REC	GOV REC
Budget Object Class	DOLLAR	FTE	DOLLAR	FTE	DOLLAR	FTE	DOLLAR	FTE
CONVENTION/SPORTS-BARTLE HALL								
CORE								
PROGRAM DISTRIBUTIONS	2,000,000	0.00	2,000,000	0.00	2,000,000	0.00	2,000,000	0.00
TOTAL - PD	2,000,000	0.00	2,000,000	0.00	2,000,000	0.00	2,000,000	0.00
GRAND TOTAL	\$2,000,000	0.00	\$2,000,000	0.00	\$2,000,000	0.00	\$2,000,000	0.00
GENERAL REVENUE	\$2,000,000	0.00	\$2,000,000	0.00	\$2,000,000	0.00	\$2,000,000	0.00
FEDERAL FUNDS	\$0	0.00	\$0	0.00	\$0	0.00	\$0	0.00
OTHER FUNDS	\$0	0.00	\$0	0.00	\$0	0.00	\$0	0.00

CORE DECISION ITEM

Department	Office of Administration	Budget Unit	32364C
Division	Debt and Related Obligations		
Core	Convention/Sports-Jackson County	HB Section	5.230

1. CORE FINANCIAL SUMMARY

	FY 2025 Budget Request					FY 2025 Governor's Recommendation			
	GR	Federal	Other	Total		GR	Federal	Other	Total
PS	0	0	0	0	PS	0	0	0	0
EE	0	0	0	0	EE	0	0	0	0
PSD	3,000,000	0	0	3,000,000	PSD	3,000,000	0	0	3,000,000
TRF	0	0	0	0	TRF	0	0	0	0
Total	3,000,000	0	0	3,000,000	Total	3,000,000	0	0	3,000,000
FTE	0.00	0.00	0.00	0.00	FTE	0.00	0.00	0.00	0.00
Est. Fringe	0	0	0	0	Est. Fringe	0	0	0	0
<i>Note: Fringes budgeted in House Bill 5 except for certain fringes budgeted directly to MoDOT, Highway Patrol, and Conservation.</i>					<i>Note: Fringes budgeted in House Bill 5 except for certain fringes budgeted directly to MoDOT, Highway Patrol, and Conservation.</i>				
Other Funds:					Other Funds:				

2. CORE DESCRIPTION

This core request is to provide funding for the State's contribution to the Jackson County (Kauffman/Arrowhead) Sports Stadium Complex. Sections 67.638 - 67.645, RSMo allow certain cities and counties to create a "Convention and Sports Complex Fund" for the purpose of developing, maintaining or operating within its jurisdiction, sports, convention, exhibition, or trade facilities. The state may then contribute annually to each fund. The state began contributing to the fund in Fiscal Year 1991. State contributions of \$3,000,000 annually will be paid.

3. PROGRAM LISTING (list programs included in this core funding)

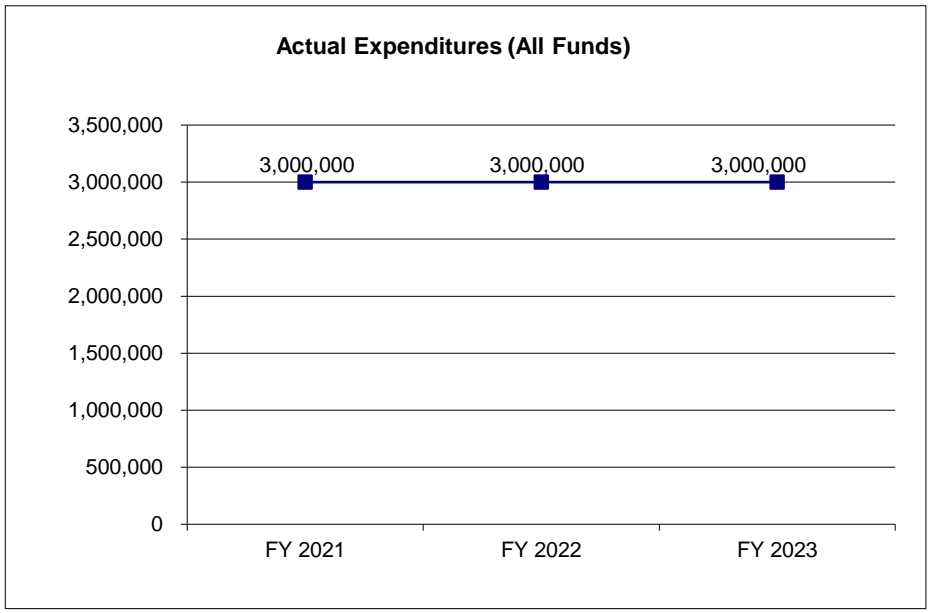
Debt Management

CORE DECISION ITEM

Department	Office of Administration	Budget Unit	32364C
Division	Debt and Related Obligations		
Core	Convention/Sports-Jackson County	HB Section	5.230

4. FINANCIAL HISTORY

	FY 2021 Actual	FY 2022 Actual	FY 2023 Actual	FY 2024 Current Yr.
Appropriation (All Funds)	3,000,000	3,000,000	3,000,000	3,000,000
Less Reverted (All Funds)	0	0	0	0
Less Restricted (All Funds)*	0	0	0	0
Budget Authority (All Funds)	3,000,000	3,000,000	3,000,000	3,000,000
Actual Expenditures (All Funds)	3,000,000	3,000,000	3,000,000	N/A
Unexpended (All Funds)	0	0	0	N/A
Unexpended, by Fund:				
General Revenue	0	0	0	N/A
Federal	0	0	0	N/A
Other	0	0	0	N/A



Reverted includes the statutory three percent reserve amount (when applicable).

Restricted includes any Governor's expenditure restrictions which remained at the end of the fiscal year (when applicable).

NOTES:

CORE RECONCILIATION DETAIL

STATE
CONVENTION/SPORTS-JACKSON CO

5. CORE RECONCILIATION DETAIL

	Budget Class	FTE	GR	Federal	Other	Total	Explanation
TAFP AFTER VETOES							
	PD	0.00	3,000,000	0	0	3,000,000	
	Total	0.00	3,000,000	0	0	3,000,000	
DEPARTMENT CORE REQUEST							
	PD	0.00	3,000,000	0	0	3,000,000	
	Total	0.00	3,000,000	0	0	3,000,000	
GOVERNOR'S RECOMMENDED CORE							
	PD	0.00	3,000,000	0	0	3,000,000	
	Total	0.00	3,000,000	0	0	3,000,000	

DECISION ITEM SUMMARY

Budget Unit								
Decision Item	FY 2023	FY 2023	FY 2024	FY 2024	FY 2025	FY 2025	FY 2025	FY 2025
Budget Object Summary	ACTUAL	ACTUAL	BUDGET	BUDGET	DEPT REQ	DEPT REQ	GOV REC	GOV REC
Fund	DOLLAR	FTE	DOLLAR	FTE	DOLLAR	FTE	DOLLAR	FTE
CONVENTION/SPORTS-JACKSON CO								
CORE								
PROGRAM-SPECIFIC								
GENERAL REVENUE	3,000,000	0.00	3,000,000	0.00	3,000,000	0.00	3,000,000	0.00
TOTAL - PD	3,000,000	0.00	3,000,000	0.00	3,000,000	0.00	3,000,000	0.00
TOTAL	3,000,000	0.00	3,000,000	0.00	3,000,000	0.00	3,000,000	0.00
GRAND TOTAL	\$3,000,000	0.00	\$3,000,000	0.00	\$3,000,000	0.00	\$3,000,000	0.00

DECISION ITEM DETAIL

Budget Unit	FY 2023	FY 2023	FY 2024	FY 2024	FY 2025	FY 2025	FY 2025	FY 2025
Decision Item	ACTUAL	ACTUAL	BUDGET	BUDGET	DEPT REQ	DEPT REQ	GOV REC	GOV REC
Budget Object Class	DOLLAR	FTE	DOLLAR	FTE	DOLLAR	FTE	DOLLAR	FTE
CONVENTION/SPORTS-JACKSON CO								
CORE								
PROGRAM DISTRIBUTIONS	3,000,000	0.00	3,000,000	0.00	3,000,000	0.00	3,000,000	0.00
TOTAL - PD	3,000,000	0.00	3,000,000	0.00	3,000,000	0.00	3,000,000	0.00
GRAND TOTAL	\$3,000,000	0.00	\$3,000,000	0.00	\$3,000,000	0.00	\$3,000,000	0.00
GENERAL REVENUE	\$3,000,000	0.00	\$3,000,000	0.00	\$3,000,000	0.00	\$3,000,000	0.00
FEDERAL FUNDS	\$0	0.00	\$0	0.00	\$0	0.00	\$0	0.00
OTHER FUNDS	\$0	0.00	\$0	0.00	\$0	0.00	\$0	0.00

CORE DECISION ITEM

Department - Office of Administration	Budget Unit <u>32367C</u>
Division - Debt and Related Obligations	
Core - FIFA Capital Improvements	HB Section <u>5.230</u>

1. CORE FINANCIAL SUMMARY

	FY 2025 Budget Request				FY 2025 Governor's Recommendation			
	GR	Federal	Other	Total	GR	Federal	Other	Total
PS	0	0	0	0	0	0	0	0
EE	0	0	0	0	0	0	0	0
PSD	0	0	0	0	0	0	0	0
TRF	0	0	0	0	0	0	0	0
Total	0	0	0	0	0	0	0	0
FTE	0.00	0.00	0.00	0.00	0.00	0.00	0.00	0.00

Est. Fringe	0	0	0	0
--------------------	---	---	---	---

Note: Fringes budgeted in House Bill 5 except for certain fringes budgeted directly to MoDOT, Highway Patrol, and Conservation.

Est. Fringe	0	0	0	0
--------------------	---	---	---	---

Note: Fringes budgeted in House Bill 5 except for certain fringes budgeted directly to MoDOT, Highway Patrol, and Conservation.

Other Funds:

Other Funds:

2. CORE DESCRIPTION

This section included one-time funding for FIFA Capital Improvements in FY24.

3. PROGRAM LISTING (list programs included in this core funding)

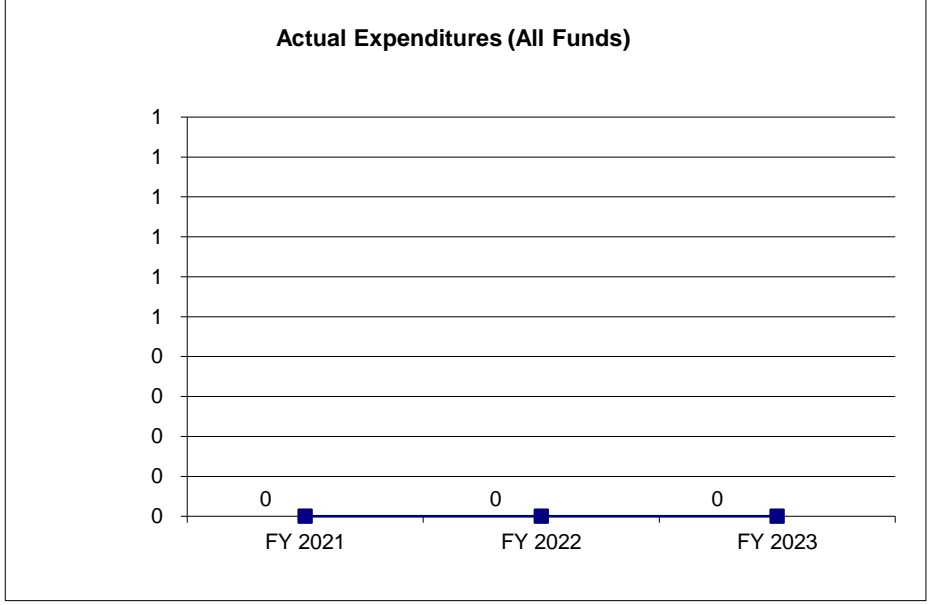
FIFA Capital Improvements

CORE DECISION ITEM

Department - Office of Administration	Budget Unit <u>32367C</u>
Division - Debt and Related Obligations	
Core - FIFA Capital Improvements	HB Section <u>5.230</u>

4. FINANCIAL HISTORY

	FY 2021 Actual	FY 2022 Actual	FY 2023 Actual	FY 2024 Current Yr.
Appropriation (All Funds)	0	0	0	2,000,000
Less Reverted (All Funds)	0	0	0	0
Less Restricted (All Funds)*	0	0	0	0
Budget Authority (All Funds)	0	0	0	2,000,000
Actual Expenditures (All Funds)	0	0	0	N/A
Unexpended (All Funds)	0	0	0	N/A
Unexpended, by Fund:				
General Revenue	0	0	0	N/A
Federal	0	0	0	N/A
Other	0	0	0	N/A



*Current Year restricted amount is as of _____.

Reverted includes the statutory three percent reserve amount (when applicable).
 Restricted includes any Governor's expenditure restrictions which remained at the end of the fiscal year (when applicable).

NOTES:

CORE RECONCILIATION DETAIL

STATE
FIFA-CAP IMPROV

5. CORE RECONCILIATION DETAIL

	Budget Class	FTE	GR	Federal	Other	Total	Explanation
TAFP AFTER VETOES							
	PD	0.00	2,000,000	0	0	2,000,000	
	Total	0.00	2,000,000	0	0	2,000,000	
DEPARTMENT CORE ADJUSTMENTS							
1x Expenditures	731 4460 PD	0.00	(2,000,000)	0	0	(2,000,000)	Reduction of 1X funding added for FIFA-Capital Improvements in FY24.
	NET DEPARTMENT CHANGES	0.00	(2,000,000)	0	0	(2,000,000)	
DEPARTMENT CORE REQUEST							
	PD	0.00	0	0	0	0	
	Total	0.00	0	0	0	0	
GOVERNOR'S RECOMMENDED CORE							
	PD	0.00	0	0	0	0	
	Total	0.00	0	0	0	0	

DECISION ITEM SUMMARY

Budget Unit								
Decision Item	FY 2023	FY 2023	FY 2024	FY 2024	FY 2025	FY 2025	FY 2025	FY 2025
Budget Object Summary	ACTUAL	ACTUAL	BUDGET	BUDGET	DEPT REQ	DEPT REQ	GOV REC	GOV REC
Fund	DOLLAR	FTE	DOLLAR	FTE	DOLLAR	FTE	DOLLAR	FTE
FIFA-CAP IMPROV								
CORE								
PROGRAM-SPECIFIC								
GENERAL REVENUE	0	0.00	2,000,000	0.00	0	0.00	0	0.00
TOTAL - PD	0	0.00	2,000,000	0.00	0	0.00	0	0.00
TOTAL	0	0.00	2,000,000	0.00	0	0.00	0	0.00
GRAND TOTAL	\$0	0.00	\$2,000,000	0.00	\$0	0.00	\$0	0.00

DECISION ITEM DETAIL

Budget Unit	FY 2023	FY 2023	FY 2024	FY 2024	FY 2025	FY 2025	FY 2025	FY 2025
Decision Item	ACTUAL	ACTUAL	BUDGET	BUDGET	DEPT REQ	DEPT REQ	GOV REC	GOV REC
Budget Object Class	DOLLAR	FTE	DOLLAR	FTE	DOLLAR	FTE	DOLLAR	FTE
FIFA-CAP IMPROV								
CORE								
PROGRAM DISTRIBUTIONS	0	0.00	2,000,000	0.00	0	0.00	0	0.00
TOTAL - PD	0	0.00	2,000,000	0.00	0	0.00	0	0.00
GRAND TOTAL	\$0	0.00	\$2,000,000	0.00	\$0	0.00	\$0	0.00
GENERAL REVENUE	\$0	0.00	\$2,000,000	0.00	\$0	0.00		0.00
FEDERAL FUNDS	\$0	0.00	\$0	0.00	\$0	0.00		0.00
OTHER FUNDS	\$0	0.00	\$0	0.00	\$0	0.00		0.00

CORE DECISION ITEM

Department - Office of Administration	Budget Unit <u>32366C</u>
Division - Debt and Related Obligations	
Core - FIFA	HB Section <u>5.230</u>

1. CORE FINANCIAL SUMMARY

	FY 2025 Budget Request					FY 2025 Governor's Recommendation			
	GR	Federal	Other	Total		GR	Federal	Other	Total
PS	0	0	0	0	PS	0	0	0	0
EE	0	0	0	0	EE	0	0	0	0
PSD	0	0	0	0	PSD	0	0	0	0
TRF	0	0	0	0	TRF	0	0	0	0
Total	0	0	0	0	Total	0	0	0	0
FTE	0.00	0.00	0.00	0.00	FTE	0.00	0.00	0.00	0.00
Est. Fringe	0	0	0	0	Est. Fringe	0	0	0	0
<i>Note: Fringes budgeted in House Bill 5 except for certain fringes budgeted directly to MoDOT, Highway Patrol, and Conservation.</i>					<i>Note: Fringes budgeted in House Bill 5 except for certain fringes budgeted directly to MoDOT, Highway Patrol, and Conservation.</i>				
Other Funds:					Other Funds:				

2. CORE DESCRIPTION

This section included one-time funding for the FIFA World Cup in FY24.

3. PROGRAM LISTING (list programs included in this core funding)

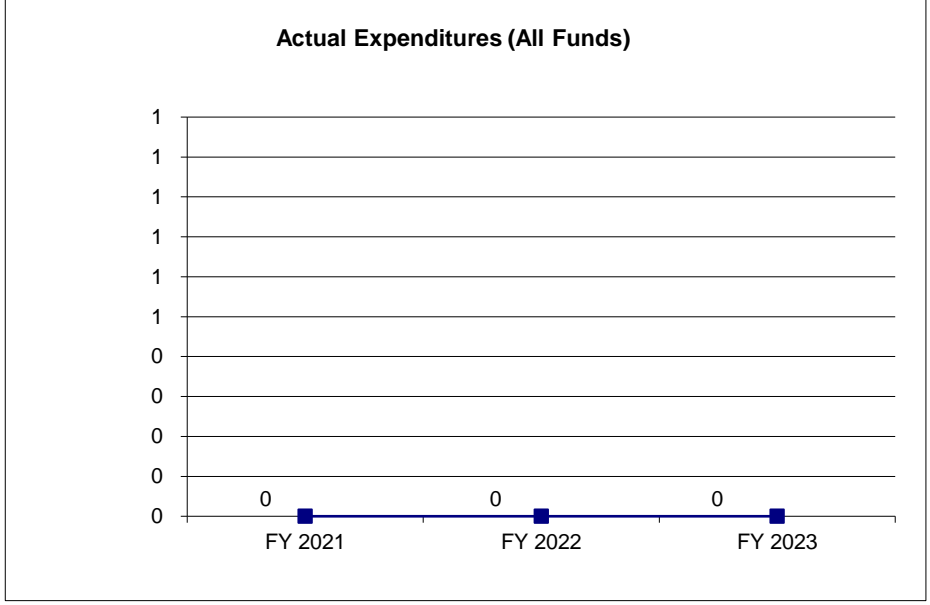
FIFA

CORE DECISION ITEM

Department - Office of Administration	Budget Unit <u>32366C</u>
Division - Debt and Related Obligations	
Core - FIFA	HB Section <u>5.230</u>

4. FINANCIAL HISTORY

	FY 2021 Actual	FY 2022 Actual	FY 2023 Actual	FY 2024 Current Yr.
Appropriation (All Funds)	0	0	0	50,000,000
Less Reverted (All Funds)	0	0	0	0
Less Restricted (All Funds)*	0	0	0	0
Budget Authority (All Funds)	0	0	0	50,000,000
Actual Expenditures (All Funds)	0	0	0	N/A
Unexpended (All Funds)	0	0	0	N/A
Unexpended, by Fund:				
General Revenue	0	0	0	N/A
Federal	0	0	0	N/A
Other	0	0	0	N/A



*Current Year restricted amount is as of _____.

Reverted includes the statutory three percent reserve amount (when applicable).

Restricted includes any Governor's expenditure restrictions which remained at the end of the fiscal year (when applicable).

NOTES:

CORE RECONCILIATION DETAIL

STATE

FIFA

5. CORE RECONCILIATION DETAIL

	Budget Class	FTE	GR	Federal	Other	Total	Explanation
TAFP AFTER VETOES							
	PD	0.00	50,000,000	0	0	50,000,000	
	Total	0.00	50,000,000	0	0	50,000,000	
DEPARTMENT CORE ADJUSTMENTS							
1x Expenditures	730 4457 PD	0.00	(50,000,000)	0	0	(50,000,000)	Reduction of 1X funding added for the FIFA World Cup in FY24.
	NET DEPARTMENT CHANGES	0.00	(50,000,000)	0	0	(50,000,000)	
DEPARTMENT CORE REQUEST							
	PD	0.00	0	0	0	0	
	Total	0.00	0	0	0	0	
GOVERNOR'S RECOMMENDED CORE							
	PD	0.00	0	0	0	0	
	Total	0.00	0	0	0	0	

DECISION ITEM SUMMARY

Budget Unit								
Decision Item	FY 2023	FY 2023	FY 2024	FY 2024	FY 2025	FY 2025	FY 2025	FY 2025
Budget Object Summary	ACTUAL	ACTUAL	BUDGET	BUDGET	DEPT REQ	DEPT REQ	GOV REC	GOV REC
Fund	DOLLAR	FTE	DOLLAR	FTE	DOLLAR	FTE	DOLLAR	FTE
FIFA								
CORE								
PROGRAM-SPECIFIC								
GENERAL REVENUE	0	0.00	50,000,000	0.00	0	0.00	0	0.00
TOTAL - PD	0	0.00	50,000,000	0.00	0	0.00	0	0.00
TOTAL	0	0.00	50,000,000	0.00	0	0.00	0	0.00
GRAND TOTAL	\$0	0.00	\$50,000,000	0.00	\$0	0.00	\$0	0.00

DECISION ITEM DETAIL

Budget Unit	FY 2023	FY 2023	FY 2024	FY 2024	FY 2025	FY 2025	FY 2025	FY 2025
Decision Item	ACTUAL	ACTUAL	BUDGET	BUDGET	DEPT REQ	DEPT REQ	GOV REC	GOV REC
Budget Object Class	DOLLAR	FTE	DOLLAR	FTE	DOLLAR	FTE	DOLLAR	FTE
FIFA								
CORE								
PROGRAM DISTRIBUTIONS	0	0.00	50,000,000	0.00	0	0.00	0	0.00
TOTAL - PD	0	0.00	50,000,000	0.00	0	0.00	0	0.00
GRAND TOTAL	\$0	0.00	\$50,000,000	0.00	\$0	0.00	\$0	0.00
GENERAL REVENUE	\$0	0.00	\$50,000,000	0.00	\$0	0.00		0.00
FEDERAL FUNDS	\$0	0.00	\$0	0.00	\$0	0.00		0.00
OTHER FUNDS	\$0	0.00	\$0	0.00	\$0	0.00		0.00

CORE DECISION ITEM

Department	<u>Office of Administration</u>	Budget Unit	<u>32365C</u>
Division	<u>Debt and Related Obligations</u>		
Core	<u>Convention/Sports-Edward Jones Dome</u>	HB Section	<u>5.230</u>

1. CORE FINANCIAL SUMMARY

	FY 2025 Budget Request					FY 2025 Governor's Recommendation			
	GR	Federal	Other	Total		GR	Federal	Other	Total
PS	0	0	0	0	PS	0	0	0	0
EE	0	0	0	0	EE	0	0	0	0
PSD	0	0	0	0	PSD	0	0	0	0
TRF	0	0	0	0	TRF	0	0	0	0
Total	0	0	0	0	Total	0	0	0	0
FTE	0.00	0.00	0.00	0.00	FTE	0.00	0.00	0.00	0.00

Est. Fringe	0	0	0	0
--------------------	---	---	---	---

Note: Fringes budgeted in House Bill 5 except for certain fringes budgeted directly to MoDOT, Highway Patrol, and Conservation.

Est. Fringe	0	0	0	0
--------------------	---	---	---	---

Note: Fringes budgeted in House Bill 5 except for certain fringes budgeted directly to MoDOT, Highway Patrol, and Conservation.

Other Funds:

Other Funds:

2. CORE DESCRIPTION

This core request is to fund the State's preservation payment to the Edward Jones Dome in St. Louis. Sections 67.650 - 67.658, RSMo allow for the establishment of a "Regional Convention and Sports Complex Authority." Pursuant to the issuance of the Convention and Sports Facility Project Bonds Series A 1991, the State of Missouri, as sponsor, is required to contribute \$2,000,000 for preservation payments. Preservation payments will conclude in Fiscal Year 2024.

3. PROGRAM LISTING (list programs included in this core funding)

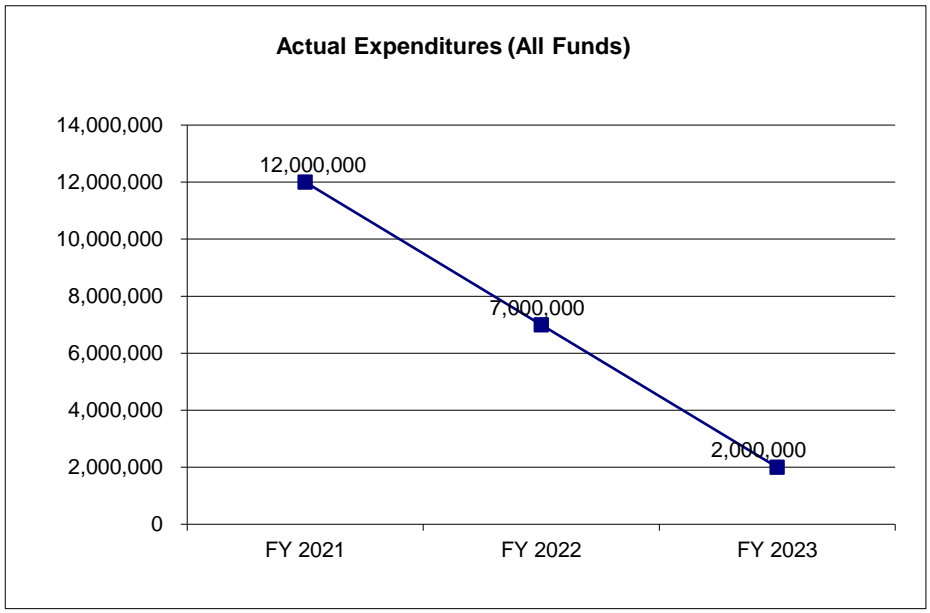
Debt Management

CORE DECISION ITEM

Department	Office of Administration	Budget Unit	32365C
Division	Debt and Related Obligations		
Core	Convention/Sports-Edward Jones Dome	HB Section	5.230

4. FINANCIAL HISTORY

	FY 2021 Actual	FY 2022 Actual	FY 2023 Actual	FY 2024 Current Yr.
Appropriation (All Funds)	12,000,000	7,000,000	2,000,000	2,000,000
Less Reverted (All Funds)	0	0	0	0
Less Restricted (All Funds)*	0	0	0	0
Budget Authority (All Funds)	12,000,000	7,000,000	2,000,000	2,000,000
Actual Expenditures (All Funds)	12,000,000	7,000,000	2,000,000	N/A
Unexpended (All Funds)	0	0	0	N/A
Unexpended, by Fund:				
General Revenue	0	0	0	N/A
Federal	0	0	0	N/A
Other	0	0	0	N/A



Reverted includes the statutory three percent reserve amount (when applicable).

Restricted includes any Governor's expenditure restrictions which remained at the end of the fiscal year (when applicable).

NOTES:

CORE RECONCILIATION DETAIL

**STATE
CONVENTION/SPORTS-EDWARD JONES**

5. CORE RECONCILIATION DETAIL

	Budget Class	FTE	GR	Federal	Other	Total	Explanation
TAFP AFTER VETOES							
	PD	0.00	2,000,000	0	0	2,000,000	
	Total	0.00	2,000,000	0	0	2,000,000	
DEPARTMENT CORE ADJUSTMENTS							
Core Reduction	1376 9353 PD	0.00	(2,000,000)	0	0	(2,000,000)	Core reduction of funding for Edward Jones Dome Preservation Payments as those payments conclude in Fiscal Year 2024.
NET DEPARTMENT CHANGES		0.00	(2,000,000)	0	0	(2,000,000)	
DEPARTMENT CORE REQUEST							
	PD	0.00	0	0	0	0	
	Total	0.00	0	0	0	0	
GOVERNOR'S RECOMMENDED CORE							
	PD	0.00	0	0	0	0	
	Total	0.00	0	0	0	0	

DECISION ITEM SUMMARY

Budget Unit								
Decision Item	FY 2023	FY 2023	FY 2024	FY 2024	FY 2025	FY 2025	FY 2025	FY 2025
Budget Object Summary	ACTUAL	ACTUAL	BUDGET	BUDGET	DEPT REQ	DEPT REQ	GOV REC	GOV REC
Fund	DOLLAR	FTE	DOLLAR	FTE	DOLLAR	FTE	DOLLAR	FTE
CONVENTION/SPORTS-EDWARD JONES								
CORE								
PROGRAM-SPECIFIC								
GENERAL REVENUE	2,000,000	0.00	2,000,000	0.00	0	0.00	0	0.00
TOTAL - PD	2,000,000	0.00	2,000,000	0.00	0	0.00	0	0.00
TOTAL	2,000,000	0.00	2,000,000	0.00	0	0.00	0	0.00
GRAND TOTAL	\$2,000,000	0.00	\$2,000,000	0.00	\$0	0.00	\$0	0.00

1/19/24 12:30

im_disummary

DECISION ITEM DETAIL

Budget Unit	FY 2023	FY 2023	FY 2024	FY 2024	FY 2025	FY 2025	FY 2025	FY 2025
Decision Item	ACTUAL	ACTUAL	BUDGET	BUDGET	DEPT REQ	DEPT REQ	GOV REC	GOV REC
Budget Object Class	DOLLAR	FTE	DOLLAR	FTE	DOLLAR	FTE	DOLLAR	FTE
CONVENTION/SPORTS-EDWARD JONES								
CORE								
PROGRAM DISTRIBUTIONS	2,000,000	0.00	2,000,000	0.00	0	0.00	0	0.00
TOTAL - PD	2,000,000	0.00	2,000,000	0.00	0	0.00	0	0.00
GRAND TOTAL	\$2,000,000	0.00	\$2,000,000	0.00	\$0	0.00	\$0	0.00
GENERAL REVENUE	\$2,000,000	0.00	\$2,000,000	0.00	\$0	0.00		0.00
FEDERAL FUNDS	\$0	0.00	\$0	0.00	\$0	0.00		0.00
OTHER FUNDS	\$0	0.00	\$0	0.00	\$0	0.00		0.00

CORE DECISION ITEM

Department	Office of Administration	Budget Unit	<u>5.230</u>
Division	Administrative Disbursements		
Core -	OA I70 Transfer	HB Section	<u>32545C</u>

1. CORE FINANCIAL SUMMARY

	FY 2025 Budget Request			
	GR	Federal	Other	Total
PS	0	0	0	0
EE	0	0	0	0
PSD	0	0	0	0
TRF	0	0	0	0
Total	0	0	0	0
FTE	0.00	0.00	0.00	0.00

Est. Fringe	0	0	0	0
--------------------	---	---	---	---

Note: Fringes budgeted in House Bill 5 except for certain fringes budgeted directly to MoDOT, Highway Patrol, and Conservation.

Other Funds:

	FY 2025 Governor's Recommendation			
	GR	Federal	Other	Total
PS	0	0	0	0
EE	0	0	0	0
PSD	0	0	0	0
TRF	0	0	0	0
Total	0	0	0	0
FTE	0.00	0.00	0.00	0.00

Est. Fringe	0	0	0	0
--------------------	---	---	---	---

Note: Fringes budgeted in House Bill 5 except for certain fringes budgeted directly to MoDOT, Highway Patrol, and Conservation.

Other Funds:

2. CORE DESCRIPTION

This core request was for the one-time transfer of \$1.4 billion from General Revenue to the OA-I70 project fund. This transfer was completed in FY24 therefore this appropriation is no longer needed.

3. PROGRAM LISTING (list programs included in this core funding)

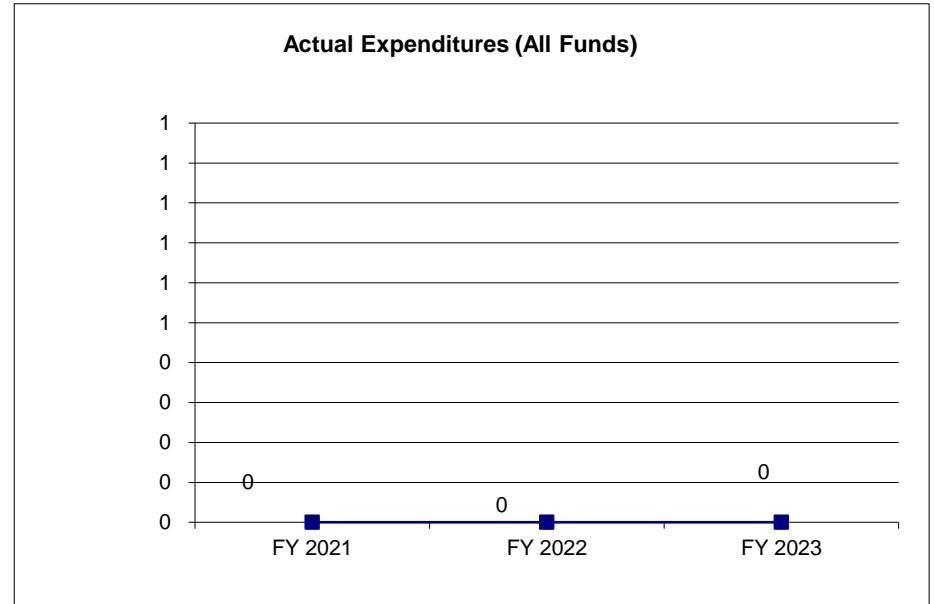
OA I70 Transfer

CORE DECISION ITEM

Department	Office of Administration	Budget Unit	<u>5.230</u>
Division	Administrative Disbursements	HB Section	<u>32545C</u>
Core -	OA I70 Transfer		

4. FINANCIAL HISTORY

	FY 2021 Actual	FY 2022 Actual	FY 2023 Actual	FY 2024 Current Yr.
Appropriation (All Funds)	0	0	0	1,400,000,000
Less Reverted (All Funds)	0	0	0	0
Less Restricted (All Funds)*	0	0	0	0
Budget Authority (All Funds)	0	0	0	1,400,000,000
Actual Expenditures (All Funds)	0	0	0	N/A
Unexpended (All Funds)	0	0	0	N/A
Unexpended, by Fund:				
General Revenue	0	0	0	N/A
Federal	0	0	0	N/A
Other	0	0	0	N/A



Reverted includes the statutory three percent reserve amount (when applicable).

Restricted includes any Governor's expenditure restrictions which remained at the end of the fiscal year (when applicable).

NOTES:

CORE RECONCILIATION DETAIL

STATE
OA I70 TRANSFER

5. CORE RECONCILIATION DETAIL

	Budget Class	FTE	GR	Federal	Other	Total	Explanation
TAFP AFTER VETOES							
	TRF	0.00	1,400,000,000	0	0	1,400,000,000	
	Total	0.00	1,400,000,000	0	0	1,400,000,000	
DEPARTMENT CORE ADJUSTMENTS							
1x Expenditures	729 T314 TRF	0.00	(1,400,000,000)	0	0	(1,400,000,000)	Core reduction of 1X funding added for the OA I-70 Transfer in FY24.
	NET DEPARTMENT CHANGES	0.00	(1,400,000,000)	0	0	(1,400,000,000)	
DEPARTMENT CORE REQUEST							
	TRF	0.00	0	0	0	0	
	Total	0.00	0	0	0	0	
GOVERNOR'S RECOMMENDED CORE							
	TRF	0.00	0	0	0	0	
	Total	0.00	0	0	0	0	

DECISION ITEM SUMMARY

Budget Unit								
Decision Item	FY 2023	FY 2023	FY 2024	FY 2024	FY 2025	FY 2025	FY 2025	FY 2025
Budget Object Summary	ACTUAL	ACTUAL	BUDGET	BUDGET	DEPT REQ	DEPT REQ	GOV REC	GOV REC
Fund	DOLLAR	FTE	DOLLAR	FTE	DOLLAR	FTE	DOLLAR	FTE
OA I70 TRANSFER								
CORE								
FUND TRANSFERS								
GENERAL REVENUE	0	0.00	1,400,000,000	0.00	0	0.00	0	0.00
TOTAL - TRF	0	0.00	1,400,000,000	0.00	0	0.00	0	0.00
TOTAL	0	0.00	1,400,000,000	0.00	0	0.00	0	0.00
GRAND TOTAL	\$0	0.00	\$1,400,000,000	0.00	\$0	0.00	\$0	0.00

DECISION ITEM DETAIL

Budget Unit	FY 2023	FY 2023	FY 2024	FY 2024	FY 2025	FY 2025	FY 2025	FY 2025
Decision Item	ACTUAL	ACTUAL	BUDGET	BUDGET	DEPT REQ	DEPT REQ	GOV REC	GOV REC
Budget Object Class	DOLLAR	FTE	DOLLAR	FTE	DOLLAR	FTE	DOLLAR	FTE
OA I70 TRANSFER								
CORE								
TRANSFERS OUT	0	0.00	1,400,000,000	0.00	0	0.00	0	0.00
TOTAL - TRF	0	0.00	1,400,000,000	0.00	0	0.00	0	0.00
GRAND TOTAL	\$0	0.00	\$1,400,000,000	0.00	\$0	0.00	\$0	0.00
GENERAL REVENUE	\$0	0.00	\$1,400,000,000	0.00	\$0	0.00		0.00
FEDERAL FUNDS	\$0	0.00	\$0	0.00	\$0	0.00		0.00
OTHER FUNDS	\$0	0.00	\$0	0.00	\$0	0.00		0.00

CORE DECISION ITEM

Department	Office of Administration	Budget Unit	<u>5.235</u>
Division	Administrative Disbursements		
Core -	State Road Fund I70 Transfer	HB Section	<u>32546C</u>

1. CORE FINANCIAL SUMMARY

	FY 2025 Budget Request			
	GR	Federal	Other	Total
PS	0	0	0	0
EE	0	0	0	0
PSD	0	0	0	0
TRF	0	0	1,380,454,536	1,380,454,536
Total	0	0	1,380,454,536	1,380,454,536
FTE	0.00	0.00	0.00	0.00

	FY 2025 Governor's Recommendation			
	GR	Federal	Other	Total
PS	0	0	0	0
EE	0	0	0	0
PSD	0	0	0	0
TRF	0	0	1,380,454,536	1,380,454,536
Total	0	0	1,380,454,536	1,380,454,536
FTE	0.00	0.00	0.00	0.00

Est. Fringe	0	0	0	0
--------------------	---	---	---	---

Note: Fringes budgeted in House Bill 5 except for certain fringes budgeted directly to MoDOT, Highway Patrol, and Conservation.

Est. Fringe	0	0	0	0
--------------------	---	---	---	---

Note: Fringes budgeted in House Bill 5 except for certain fringes budgeted directly to MoDOT, Highway Patrol, and Conservation.

Other Funds: OA I70 Project Fund (0334)

Other Funds: OA I70 Project Fund (0334)

2. CORE DESCRIPTION

This core request is for the transfer of \$1,380,000,000 from the OA-I70 project fund to the MoDOT I70 project fund to support improvement to I70 as contracts are awarded. This core cut of \$19,545,464 from FY24 represents the transfers completed as of September 15, 2023 (FY24).

3. PROGRAM LISTING (list programs included in this core funding)

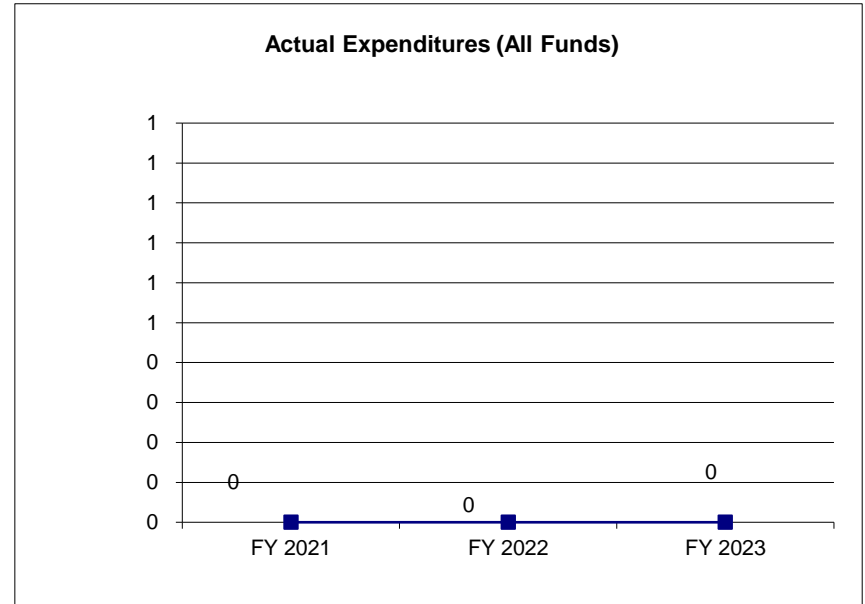
State Road Fund I70 Transfer

CORE DECISION ITEM

Department	Office of Administration	Budget Unit	5.235
Division	Administrative Disbursements		
Core -	State Road Fund I70 Transfer	HB Section	32546C

4. FINANCIAL HISTORY

	FY 2021 Actual	FY 2022 Actual	FY 2023 Actual	FY 2024 Current Yr.
Appropriation (All Funds)	0	0	0	1,400,000,000
Less Reverted (All Funds)	0	0	0	0
Less Restricted (All Funds)*	0	0	0	0
Budget Authority (All Funds)	0	0	0	1,400,000,000
Actual Expenditures (All Funds)	0	0	0	N/A
Unexpended (All Funds)	0	0	0	N/A
Unexpended, by Fund:				
General Revenue	0	0	0	N/A
Federal	0	0	0	N/A
Other	0	0	0	N/A



Reverted includes the statutory three percent reserve amount (when applicable).

Restricted includes any Governor's expenditure restrictions which remained at the end of the fiscal year (when applicable).

NOTES:

CORE RECONCILIATION DETAIL

STATE
STATE ROAD FUND I70 TRANSFER

5. CORE RECONCILIATION DETAIL

	Budget Class	FTE	GR	Federal	Other	Total	Explanation
TAFP AFTER VETOES							
	TRF	0.00	0	0	1,400,000,000	1,400,000,000	
	Total	0.00	0	0	1,400,000,000	1,400,000,000	
DEPARTMENT CORE ADJUSTMENTS							
Core Reduction	1580 T335 TRF	0.00	0	0	(19,545,464)	(19,545,464)	Core reduction of funding that will not be needed in FY25. As the project progresses, funding will be core reduced each year.
NET DEPARTMENT CHANGES		0.00	0	0	(19,545,464)	(19,545,464)	
DEPARTMENT CORE REQUEST							
	TRF	0.00	0	0	1,380,454,536	1,380,454,536	
	Total	0.00	0	0	1,380,454,536	1,380,454,536	
GOVERNOR'S RECOMMENDED CORE							
	TRF	0.00	0	0	1,380,454,536	1,380,454,536	
	Total	0.00	0	0	1,380,454,536	1,380,454,536	

DECISION ITEM SUMMARY

Budget Unit								
Decision Item	FY 2023	FY 2023	FY 2024	FY 2024	FY 2025	FY 2025	FY 2025	FY 2025
Budget Object Summary	ACTUAL	ACTUAL	BUDGET	BUDGET	DEPT REQ	DEPT REQ	GOV REC	GOV REC
Fund	DOLLAR	FTE	DOLLAR	FTE	DOLLAR	FTE	DOLLAR	FTE
STATE ROAD FUND I70 TRANSFER								
CORE								
FUND TRANSFERS								
OA I-70 PROJECT FUND	0	0.00	1,400,000,000	0.00	1,380,454,536	0.00	1,380,454,536	0.00
TOTAL - TRF	0	0.00	1,400,000,000	0.00	1,380,454,536	0.00	1,380,454,536	0.00
TOTAL	0	0.00	1,400,000,000	0.00	1,380,454,536	0.00	1,380,454,536	0.00
GRAND TOTAL	\$0	0.00	\$1,400,000,000	0.00	\$1,380,454,536	0.00	\$1,380,454,536	0.00

DECISION ITEM DETAIL

Budget Unit	FY 2023	FY 2023	FY 2024	FY 2024	FY 2025	FY 2025	FY 2025	FY 2025
Decision Item	ACTUAL	ACTUAL	BUDGET	BUDGET	DEPT REQ	DEPT REQ	GOV REC	GOV REC
Budget Object Class	DOLLAR	FTE	DOLLAR	FTE	DOLLAR	FTE	DOLLAR	FTE
STATE ROAD FUND I70 TRANSFER								
CORE								
TRANSFERS OUT	0	0.00	1,400,000,000	0.00	1,380,454,536	0.00	1,380,454,536	0.00
TOTAL - TRF	0	0.00	1,400,000,000	0.00	1,380,454,536	0.00	1,380,454,536	0.00
GRAND TOTAL	\$0	0.00	\$1,400,000,000	0.00	\$1,380,454,536	0.00	\$1,380,454,536	0.00
GENERAL REVENUE	\$0	0.00	\$0	0.00	\$0	0.00	\$0	0.00
FEDERAL FUNDS	\$0	0.00	\$0	0.00	\$0	0.00	\$0	0.00
OTHER FUNDS	\$0	0.00	\$1,400,000,000	0.00	\$1,380,454,536	0.00	\$1,380,454,536	0.00

NEW DECISION ITEM

RANK: _____ OF _____

Department Office of Administration			Budget Unit <u>32548C</u>
Division Administrative Disbursements			
DI Name <u>I-44 Improvement Fund TRF</u>	DI# <u>1300048</u>	HB Section <u>5.240</u>	

1. AMOUNT OF REQUEST

	FY 2025 Budget Request			
	GR	Federal	Other	Total
PS	0	0	0	0
EE	0	0	0	0
PSD	0	0	0	0
TRF	0	0	0	0
Total	0	0	0	0
FTE	0.00	0.00	0.00	0.00

	FY 2025 Governor's Recommendation			
	GR	Federal	Other	Total
PS	0	0	0	0
EE	0	0	0	0
PSD	0	0	0	0
TRF	0	0	14,000,000	14,000,000
Total	0	0	14,000,000	14,000,000
FTE	0.00	0.00	0.00	0.00

Est. Fringe	0	0	0	0
--------------------	---	---	---	---

Note: Fringes budgeted in House Bill 5 except for certain fringes budgeted directly to MoDOT, Highway Patrol, and Conservation.

Est. Fringe	0	0	0	0
--------------------	---	---	---	---

Note: Fringes budgeted in House Bill 5 except for certain fringes budgeted directly to MoDOT, Highway Patrol, and Conservation.

Other Funds:
Non-Counts:

Other Funds:
Non-Counts:

2. THIS REQUEST CAN BE CATEGORIZED AS:

<input type="checkbox"/> New Legislation	<input type="checkbox"/> New Program	<input type="checkbox"/> Fund Switch
<input type="checkbox"/> Federal Mandate	<input type="checkbox"/> Program Expansion	<input checked="" type="checkbox"/> Cost to Continue
<input type="checkbox"/> GR Pick-Up	<input type="checkbox"/> Space Request	<input type="checkbox"/> Equipment Replacement
<input type="checkbox"/> Pay Plan	<input type="checkbox"/> Other: _____	

3. WHY IS THIS FUNDING NEEDED? PROVIDE AN EXPLANATION FOR ITEMS CHECKED IN #2. INCLUDE THE FEDERAL OR STATE STATUTORY OR CONSTITUTIONAL AUTHORIZATION FOR THIS PROGRAM.

This funding transfers interest accrued in the OA I-70 fund to the newly created OA I-44 Improvement Fund. This appropriation assumes one-percent interest is earned from the I-70 Project Fund.

NEW DECISION ITEM

RANK: _____ OF _____

Department Office of Administration	Budget Unit <u>32548C</u>
Division <u>Administrative Disbursements</u>	
DI Name <u>I-44 Improvement Fund TRF</u> DI# <u>1300048</u>	HB Section <u>5.240</u>

4. DESCRIBE THE DETAILED ASSUMPTIONS USED TO DERIVE THE SPECIFIC REQUESTED AMOUNT. (How did you determine that the requested number of FTE were appropriate? From what source or standard did you derive the requested levels of funding? Were alternatives such as outsourcing or automation considered? If based on new legislation, does request tie to TAFP fiscal note? If not, explain why. Detail which portions of the request are one-times and how those amounts were calculated.)

This appropriation assumes one-percent interest is earned from the I-70 Project Fund.

5. BREAK DOWN THE REQUEST BY BUDGET OBJECT CLASS, JOB CLASS, AND FUND SOURCE. IDENTIFY ONE-TIME COSTS.

	Dept Req GR DOLLARS	Dept Req GR FTE	Dept Req FED DOLLARS	Dept Req FED FTE	Dept Req OTHER DOLLARS	Dept Req OTHER FTE	Dept Req TOTAL DOLLARS	Dept Req TOTAL FTE	Dept Req One-Time DOLLARS
							0		
							0	0.0	
Total PS	<u>0</u>	<u>0.0</u>	<u>0</u>	<u>0.0</u>	<u>0</u>	<u>0.0</u>	<u>0</u>	<u>0.0</u>	<u>0</u>
							0		
Total EE	<u>0</u>		<u>0</u>		<u>0</u>		<u>0</u>		<u>0</u>
Program Distributions	<u>0</u>		<u>0</u>		<u>0</u>		<u>0</u>		<u>0</u>
Total PSD	<u>0</u>		<u>0</u>		<u>0</u>		<u>0</u>		<u>0</u>
Transfers									
Total TRF	<u>0</u>		<u>0</u>		<u>0</u>		<u>0</u>		<u>0</u>
Grand Total	<u>0</u>	<u>0.0</u>	<u>0</u>	<u>0.0</u>	<u>0</u>	<u>0.0</u>	<u>0</u>	<u>0.0</u>	<u>0</u>

NEW DECISION ITEM

RANK: _____ OF _____

Department Office of Administration		Budget Unit 32548C							
Division Administrative Disbursements		HB Section 5.240							
DI Name I-44 Improvement Fund TRF		DI#1300048							
Budget Object Class/Job Class	Gov Rec GR DOLLARS	Gov Rec GR FTE	Gov Rec FED DOLLARS	Gov Rec FED FTE	Gov Rec OTHER DOLLARS	Gov Rec OTHER FTE	Gov Rec TOTAL DOLLARS	Gov Rec TOTAL FTE	Gov Rec One-Time DOLLARS
							0		
							0	0.0	
Total PS	<u>0</u>	<u>0.0</u>	<u>0</u>	<u>0.0</u>	<u>0</u>	<u>0.0</u>	<u>0</u>	<u>0.0</u>	<u>0</u>
							0		
							0		
							0		
Total EE	<u>0</u>		<u>0</u>		<u>0</u>		<u>0</u>		<u>0</u>
Program Distributions					0		0		
Total PSD	<u>0</u>		<u>0</u>		<u>0</u>		<u>0</u>		<u>0</u>
Transfers	0				14,000,000		14,000,000		
Total TRF	<u>0</u>		<u>0</u>		<u>14,000,000</u>		<u>14,000,000</u>		<u>0</u>
Grand Total	<u>0</u>	<u>0.0</u>	<u>0</u>	<u>0.0</u>	<u>14,000,000</u>	<u>0.0</u>	<u>14,000,000</u>	<u>0.0</u>	<u>0</u>

DECISION ITEM SUMMARY

Budget Unit								
Decision Item	FY 2023	FY 2023	FY 2024	FY 2024	FY 2025	FY 2025	FY 2025	FY 2025
Budget Object Summary	ACTUAL	ACTUAL	BUDGET	BUDGET	DEPT REQ	DEPT REQ	GOV REC	GOV REC
Fund	DOLLAR	FTE	DOLLAR	FTE	DOLLAR	FTE	DOLLAR	FTE
I-44 EXPN PLANNING TRANSFER								
I-44 Improvement Fund TRF - 1300048								
FUND TRANSFERS								
OA I-70 PROJECT FUND	0	0.00	0	0.00	0	0.00	14,000,000	0.00
TOTAL - TRF	0	0.00	0	0.00	0	0.00	14,000,000	0.00
TOTAL	0	0.00	0	0.00	0	0.00	14,000,000	0.00
GRAND TOTAL	\$0	0.00	\$0	0.00	\$0	0.00	\$14,000,000	0.00

DECISION ITEM DETAIL

Budget Unit	FY 2023	FY 2023	FY 2024	FY 2024	FY 2025	FY 2025	FY 2025	FY 2025
Decision Item	ACTUAL	ACTUAL	BUDGET	BUDGET	DEPT REQ	DEPT REQ	GOV REC	GOV REC
Budget Object Class	DOLLAR	FTE	DOLLAR	FTE	DOLLAR	FTE	DOLLAR	FTE
I-44 EXPN PLANNING TRANSFER								
I-44 Improvement Fund TRF - 1300048								
TRANSFERS OUT	0	0.00	0	0.00	0	0.00	14,000,000	0.00
TOTAL - TRF	0	0.00	0	0.00	0	0.00	14,000,000	0.00
GRAND TOTAL	\$0	0.00	\$0	0.00	\$0	0.00	\$14,000,000	0.00
GENERAL REVENUE	\$0	0.00	\$0	0.00	\$0	0.00	\$0	0.00
FEDERAL FUNDS	\$0	0.00	\$0	0.00	\$0	0.00	\$0	0.00
OTHER FUNDS	\$0	0.00	\$0	0.00	\$0	0.00	\$14,000,000	0.00

CORE DECISION ITEM

Department - Office of Administration	Budget Unit <u>32547C</u>
Division - Accounting	
Core - Sheriff Association	HB Section <u>5.245</u>

1. CORE FINANCIAL SUMMARY

	FY 2025 Budget Request					FY 2025 Governor's Recommendation			
	GR	Federal	Other	Total		GR	Federal	Other	Total
PS	0	0	0	0	PS	0	0	0	0
EE	0	0	0	0	EE	0	0	0	0
PSD	0	0	0	0	PSD	0	0	0	0
TRF	0	0	0	0	TRF	0	0	0	0
Total	0	0	0	0	Total	0	0	0	0
FTE	0.00	0.00	0.00	0.00	FTE	0.00	0.00	0.00	0.00

Est. Fringe	0	0	0	0
--------------------	---	---	---	---

Note: Fringes budgeted in House Bill 5 except for certain fringes budgeted directly to MoDOT, Highway Patrol, and Conservation.

Est. Fringe	0	0	0	0
--------------------	---	---	---	---

Note: Fringes budgeted in House Bill 5 except for certain fringes budgeted directly to MoDOT, Highway Patrol, and Conservation.

Other Funds:

Other Funds:

2. CORE DESCRIPTION

This section included one-time funding for the Sheriff Association in FY24.

3. PROGRAM LISTING (list programs included in this core funding)

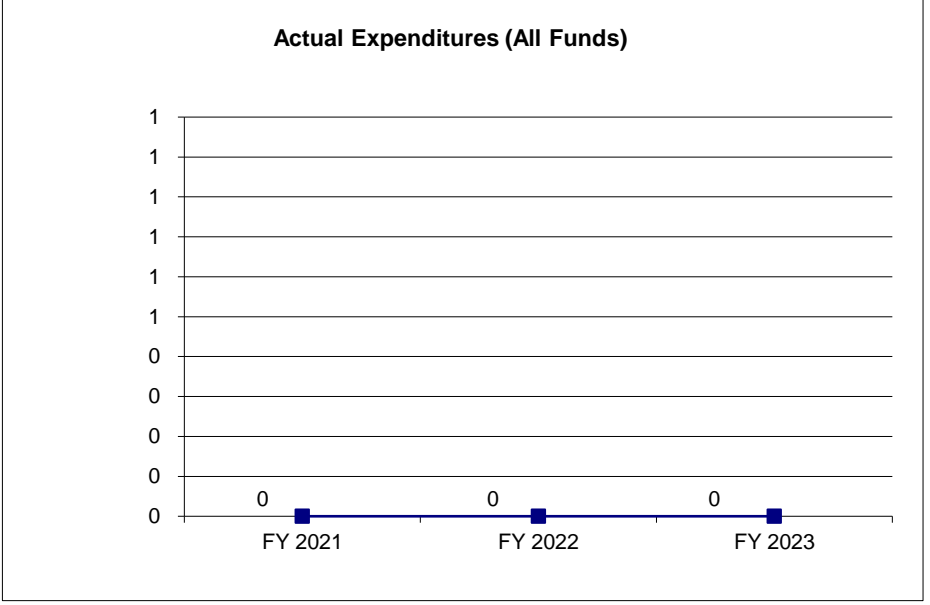
Sheriff Association

CORE DECISION ITEM

Department - Office of Administration	Budget Unit <u>32547C</u>
Division - Accounting	
Core - Sheriff Association	HB Section <u>5.245</u>

4. FINANCIAL HISTORY

	FY 2021 Actual	FY 2022 Actual	FY 2023 Actual	FY 2024 Current Yr.
Appropriation (All Funds)	0	0	0	2,500,000
Less Reverted (All Funds)	0	0	0	0
Less Restricted (All Funds)*	0	0	0	0
Budget Authority (All Funds)	0	0	0	2,500,000
Actual Expenditures (All Funds)	0	0	0	N/A
Unexpended (All Funds)	0	0	0	N/A
Unexpended, by Fund:				
General Revenue	0	0	0	N/A
Federal	0	0	0	N/A
Other	0	0	0	N/A



*Current Year restricted amount is as of _____.

Reverted includes the statutory three percent reserve amount (when applicable).

Restricted includes any Governor's expenditure restrictions which remained at the end of the fiscal year (when applicable).

NOTES:

CORE RECONCILIATION DETAIL

**STATE
SHERIFF ASSOCIATION**

5. CORE RECONCILIATION DETAIL

	Budget Class	FTE	GR	Federal	Other	Total	Explanation
TAFP AFTER VETOES							
	PD	0.00	2,500,000	0	0	2,500,000	
	Total	0.00	2,500,000	0	0	2,500,000	
DEPARTMENT CORE ADJUSTMENTS							
1x Expenditures	753 4688	PD	0.00	(2,500,000)	0	0	(2,500,000) Reduction of Sheriff Association retirement funding.
NET DEPARTMENT CHANGES			0.00	(2,500,000)	0	0	(2,500,000)
DEPARTMENT CORE REQUEST							
	PD	0.00	0	0	0	0	
	Total	0.00	0	0	0	0	
GOVERNOR'S ADDITIONAL CORE ADJUSTMENTS							
1x Expenditures	753 4688	PD	0.00	2,500,000	0	0	2,500,000 Reduction of Sheriff Association retirement funding.
Core Reduction	753 4688	PD	0.00	(2,500,000)	0	0	(2,500,000) Reduction of Sheriff Association retirement funding.
NET GOVERNOR CHANGES			0.00	0	0	0	0
GOVERNOR'S RECOMMENDED CORE							
	PD	0.00	0	0	0	0	
	Total	0.00	0	0	0	0	

DECISION ITEM SUMMARY

Budget Unit									
Decision Item	FY 2023	FY 2023	FY 2024	FY 2024	FY 2025	FY 2025	FY 2025	FY 2025	FY 2025
Budget Object Summary	ACTUAL	ACTUAL	BUDGET	BUDGET	DEPT REQ	DEPT REQ	GOV REC	GOV REC	GOV REC
Fund	DOLLAR	FTE	DOLLAR	FTE	DOLLAR	FTE	DOLLAR	FTE	DOLLAR
SHERIFF ASSOCIATION									
CORE									
PROGRAM-SPECIFIC									
GENERAL REVENUE	0	0.00	2,500,000	0.00	0	0.00	0	0.00	0.00
TOTAL - PD	0	0.00	2,500,000	0.00	0	0.00	0	0.00	0.00
TOTAL	0	0.00	2,500,000	0.00	0	0.00	0	0.00	0.00
MO Sheriffs' Retirement Fund - 1300056									
PROGRAM-SPECIFIC									
GENERAL REVENUE	0	0.00	0	0.00	0	0.00	2,500,000	0.00	0.00
TOTAL - PD	0	0.00	0	0.00	0	0.00	2,500,000	0.00	0.00
TOTAL	0	0.00	0	0.00	0	0.00	2,500,000	0.00	0.00
GRAND TOTAL	\$0	0.00	\$2,500,000	0.00	\$0	0.00	\$2,500,000	0.00	0.00

DECISION ITEM DETAIL

Budget Unit	FY 2023	FY 2023	FY 2024	FY 2024	FY 2025	FY 2025	FY 2025	FY 2025
Decision Item	ACTUAL	ACTUAL	BUDGET	BUDGET	DEPT REQ	DEPT REQ	GOV REC	GOV REC
Budget Object Class	DOLLAR	FTE	DOLLAR	FTE	DOLLAR	FTE	DOLLAR	FTE
SHERIFF ASSOCIATION								
CORE								
PROGRAM DISTRIBUTIONS	0	0.00	2,500,000	0.00	0	0.00	0	0.00
TOTAL - PD	0	0.00	2,500,000	0.00	0	0.00	0	0.00
GRAND TOTAL	\$0	0.00	\$2,500,000	0.00	\$0	0.00	\$0	0.00
GENERAL REVENUE	\$0	0.00	\$2,500,000	0.00	\$0	0.00		0.00
FEDERAL FUNDS	\$0	0.00	\$0	0.00	\$0	0.00		0.00
OTHER FUNDS	\$0	0.00	\$0	0.00	\$0	0.00		0.00

NEW DECISION ITEM

RANK: _____ OF _____

Department Office of Administration	Budget Unit <u>32547C</u>
Division <u>Administrative Disbursements</u>	
DI Name <u>MO Sheriff's Retirement Fund</u> DI# <u>1300056</u>	HB Section <u>5.245</u>

1. AMOUNT OF REQUEST

	FY 2025 Budget Request			
	GR	Federal	Other	Total
PS	0	0	0	0
EE	0	0	0	0
PSD	0	0	0	0
TRF	0	0	0	0
Total	0	0	0	0
FTE	0.00	0.00	0.00	0.00

	FY 2025 Governor's Recommendation			
	GR	Federal	Other	Total
PS	0	0	0	0
EE	0	0	0	0
PSD	2,500,000	0	0	2,500,000
TRF	0	0	0	0
Total	2,500,000	0	0	2,500,000
FTE	0.00	0.00	0.00	0.00

Est. Fringe	0	0	0	0
--------------------	---	---	---	---

Note: Fringes budgeted in House Bill 5 except for certain fringes budgeted directly to MoDOT, Highway Patrol, and Conservation.

Est. Fringe	0	0	0	0
--------------------	---	---	---	---

Note: Fringes budgeted in House Bill 5 except for certain fringes budgeted directly to MoDOT, Highway Patrol, and Conservation.

Other Funds:
Non-Counts:

Other Funds:
Non-Counts:

2. THIS REQUEST CAN BE CATEGORIZED AS:

<input type="checkbox"/> New Legislation	<input type="checkbox"/> New Program	<input type="checkbox"/> Fund Switch
<input type="checkbox"/> Federal Mandate	<input type="checkbox"/> Program Expansion	<input checked="" type="checkbox"/> Cost to Continue
<input type="checkbox"/> GR Pick-Up	<input type="checkbox"/> Space Request	<input type="checkbox"/> Equipment Replacement
<input type="checkbox"/> Pay Plan	<input type="checkbox"/> Other: _____	

3. WHY IS THIS FUNDING NEEDED? PROVIDE AN EXPLANATION FOR ITEMS CHECKED IN #2. INCLUDE THE FEDERAL OR STATE STATUTORY OR CONSTITUTIONAL AUTHORIZATION FOR THIS PROGRAM.

Provides a one-time appropriation for the Missouri Sheriff's Retirement Fund.

NEW DECISION ITEM

RANK: _____ OF _____

Department Office of Administration			Budget Unit <u>32547C</u>
Division	<u>Administrative Disbursements</u>		
DI Name	<u>MO Sheriff's Retirement Fund</u>	DI# <u>1300056</u>	HB Section <u>5.245</u>

4. DESCRIBE THE DETAILED ASSUMPTIONS USED TO DERIVE THE SPECIFIC REQUESTED AMOUNT. (How did you determine that the requested number of FTE were appropriate? From what source or standard did you derive the requested levels of funding? Were alternatives such as outsourcing or automation considered? If based on new legislation, does request tie to TAFP fiscal note? If not, explain why. Detail which portions of the request are one-times and how those amounts were calculated.)

Funding for the Missouri Sheriff's Retirement Fund.

5. BREAK DOWN THE REQUEST BY BUDGET OBJECT CLASS, JOB CLASS, AND FUND SOURCE. IDENTIFY ONE-TIME COSTS.

Budget Object Class/Job Class	Dept Req GR DOLLARS	Dept Req GR FTE	Dept Req FED DOLLARS	Dept Req FED FTE	Dept Req OTHER DOLLARS	Dept Req OTHER FTE	Dept Req TOTAL DOLLARS	Dept Req TOTAL FTE	Dept Req One-Time DOLLARS
							0		
							0	0.0	
Total PS	<u>0</u>	<u>0.0</u>	<u>0</u>	<u>0.0</u>	<u>0</u>	<u>0.0</u>	<u>0</u>	<u>0.0</u>	<u>0</u>
							0		
							0		
Total EE	<u>0</u>		<u>0</u>		<u>0</u>		<u>0</u>		<u>0</u>
Program Distributions	<u>0</u>				<u>0</u>		<u>0</u>		
Total PSD	<u>0</u>		<u>0</u>		<u>0</u>		<u>0</u>		<u>0</u>
Transfers									
Total TRF	<u>0</u>		<u>0</u>		<u>0</u>		<u>0</u>		<u>0</u>
Grand Total	<u>0</u>	<u>0.0</u>	<u>0</u>	<u>0.0</u>	<u>0</u>	<u>0.0</u>	<u>0</u>	<u>0.0</u>	<u>0</u>

NEW DECISION ITEM

RANK: _____ OF _____

Department Office of Administration		Budget Unit		32547C					
Division Administrative Disbursements		HB Section		5.245					
DI Name MO Sheriff's Retirement Fund		DI#1300056							
Budget Object Class/Job Class	Gov Rec GR DOLLARS	Gov Rec GR FTE	Gov Rec FED DOLLARS	Gov Rec FED FTE	Gov Rec OTHER DOLLARS	Gov Rec OTHER FTE	Gov Rec TOTAL DOLLARS	Gov Rec TOTAL FTE	Gov Rec One-Time DOLLARS
							0		
							0	0.0	
Total PS	<u>0</u>	<u>0.0</u>	<u>0</u>	<u>0.0</u>	<u>0</u>	<u>0.0</u>	<u>0</u>	<u>0.0</u>	<u>0</u>
							0		
							0		
							0		
Total EE	<u>0</u>		<u>0</u>		<u>0</u>		<u>0</u>		<u>0</u>
Program Distributions	2,500,000				0		2,500,000		
Total PSD	<u>2,500,000</u>		<u>0</u>		<u>0</u>		<u>2,500,000</u>		<u>0</u>
Transfers									
Total TRF	<u>0</u>		<u>0</u>		<u>0</u>		<u>0</u>		<u>0</u>
Grand Total	<u>2,500,000</u>	<u>0.0</u>	<u>0</u>	<u>0.0</u>	<u>0</u>	<u>0.0</u>	<u>2,500,000</u>	<u>0.0</u>	<u>0</u>

DECISION ITEM DETAIL

Budget Unit	FY 2023	FY 2023	FY 2024	FY 2024	FY 2025	FY 2025	FY 2025	FY 2025
Decision Item	ACTUAL	ACTUAL	BUDGET	BUDGET	DEPT REQ	DEPT REQ	GOV REC	GOV REC
Budget Object Class	DOLLAR	FTE	DOLLAR	FTE	DOLLAR	FTE	DOLLAR	FTE
SHERIFF ASSOCIATION								
MO Sheriffs' Retirement Fund - 1300056								
PROGRAM DISTRIBUTIONS	0	0.00	0	0.00	0	0.00	2,500,000	0.00
TOTAL - PD	0	0.00	0	0.00	0	0.00	2,500,000	0.00
GRAND TOTAL	\$0	0.00	\$0	0.00	\$0	0.00	\$2,500,000	0.00
GENERAL REVENUE	\$0	0.00	\$0	0.00	\$0	0.00	\$2,500,000	0.00
FEDERAL FUNDS	\$0	0.00	\$0	0.00	\$0	0.00	\$0	0.00
OTHER FUNDS	\$0	0.00	\$0	0.00	\$0	0.00	\$0	0.00

CORE DECISION ITEM

Department	Office of Administration	Budget Unit	<u>32356</u>
Division	Administrative Disbursements		
Core -	CMIA and Other Federal Payments	HB Section	<u>5.250</u>

1. CORE FINANCIAL SUMMARY

	FY 2025 Budget Request			
	GR	Federal	Other	Total
PS	0	0	0	0
EE	2,400,000	20,000	20,000	2,440,000
PSD	0	0	0	0
TRF	0	0	0	0
Total	2,400,000	20,000	20,000	2,440,000

FTE	0.00	0.00	0.00	0.00
------------	-------------	-------------	-------------	-------------

Est. Fringe	0	0	0	0
--------------------	---	---	---	---

Note: Fringes budgeted in House Bill 5 except for certain fringes budgeted directly to MoDOT, Highway Patrol, and Conservation.

Other Funds: various

	FY 2025 Governor's Recommendation			
	GR	Federal	Other	Total
PS	0	0	0	0
EE	2,400,000	20,000	20,000	2,440,000
PSD	0	0	0	0
TRF	0	0	0	0
Total	2,400,000	20,000	20,000	2,440,000

FTE	0.00	0.00	0.00	0.00
------------	-------------	-------------	-------------	-------------

Est. Fringe	0	0	0	0
--------------------	---	---	---	---

Note: Fringes budgeted in House Bill 5 except for certain fringes budgeted directly to MoDOT, Highway Patrol, and Conservation.

Other Funds:

2. CORE DESCRIPTION

This core request is for payments that may become due to the Federal Government for items such as interest, refunds, and penalties. The most common use of the appropriation is for interest paid annually to the Federal Government pursuant to the Cash Management Improvement Act (CMIA) agreement. The CMIA agreement is signed annually to allow the State to receive federal funds. The agreement requires the State to repay interest that accrues between the time federal funds are deposited in the State Treasury and the time those funds are paid to the recipients of federally funded programs.

Federal Fiscal Year	State Pymt Fiscal Year	Threshold	Interest Rate	# of Programs	# of Agencies	Payment
2022	2023	60,000,000	0.39%	17	6	\$ 320,710
2021	2022	60,000,000	0.07%	17	6	\$ 319,720
2020	2021	60,000,000	1.24%	16	6	\$ 440,944
2019	2020	60,000,000	2.32%	16	6	\$ 875,252

3. PROGRAM LISTING (list programs included in this core funding)

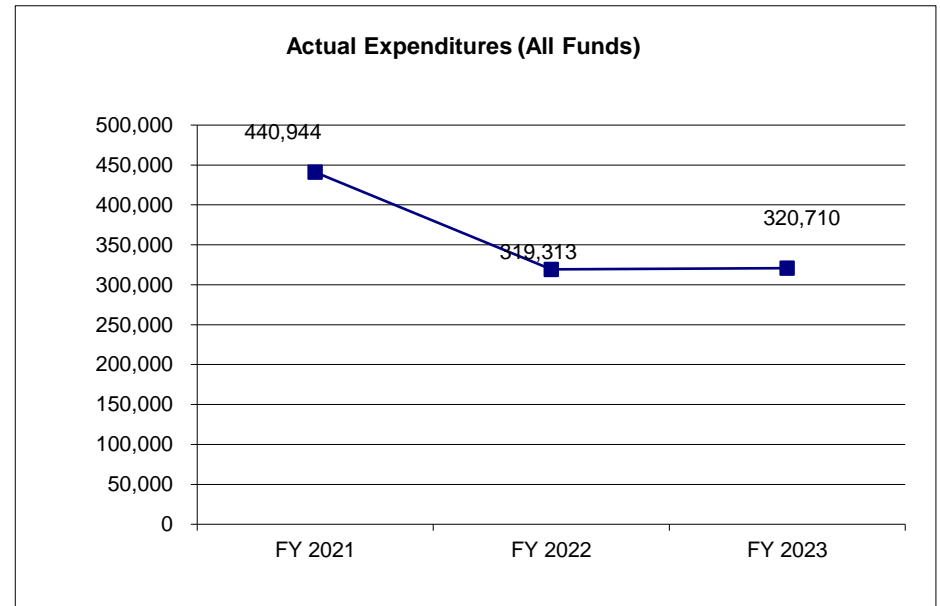
CMIA and Other Federal Payments

CORE DECISION ITEM

Department	Office of Administration	Budget Unit	32356
Division	Administrative Disbursements		
Core -	CMIA and Other Federal Payments	HB Section	5.250

4. FINANCIAL HISTORY

	FY 2021 Actual	FY 2022 Actual	FY 2023 Actual	FY 2024 Current Yr.
Appropriation (All Funds)	940,000	940,000	940,000	2,440,000
Less Reverted (All Funds)	0	0	0	0
Less Restricted (All Funds)*	0	0	0	0
Budget Authority (All Funds)	940,000	940,000	940,000	2,440,000
Actual Expenditures (All Funds)	440,944	319,313	320,710	N/A
Unexpended (All Funds)	499,056	620,687	619,290	N/A
Unexpended, by Fund:				
General Revenue	459,056	580,687	579,290	N/A
Federal	20,000	20,000	20,000	N/A
Other	20,000	20,000	20,000	N/A



Reverted includes the statutory three percent reserve amount (when applicable).

Restricted includes any Governor's expenditure restrictions which remained at the end of the fiscal year (when applicable).

NOTES:

CORE RECONCILIATION DETAIL

**STATE
CMIA-FEDERAL PAYMENTS**

5. CORE RECONCILIATION DETAIL

	Budget Class	FTE	GR	Federal	Other	Total	Explanation
TAFP AFTER VETOES							
	EE	0.00	2,400,000	20,000	20,000	2,440,000	
	Total	0.00	2,400,000	20,000	20,000	2,440,000	
DEPARTMENT CORE REQUEST							
	EE	0.00	2,400,000	20,000	20,000	2,440,000	
	Total	0.00	2,400,000	20,000	20,000	2,440,000	
GOVERNOR'S RECOMMENDED CORE							
	EE	0.00	2,400,000	20,000	20,000	2,440,000	
	Total	0.00	2,400,000	20,000	20,000	2,440,000	

DECISION ITEM SUMMARY

Budget Unit								
Decision Item	FY 2023	FY 2023	FY 2024	FY 2024	FY 2025	FY 2025	FY 2025	FY 2025
Budget Object Summary	ACTUAL	ACTUAL	BUDGET	BUDGET	DEPT REQ	DEPT REQ	GOV REC	GOV REC
Fund	DOLLAR	FTE	DOLLAR	FTE	DOLLAR	FTE	DOLLAR	FTE
CMIA-FEDERAL PAYMENTS								
CORE								
EXPENSE & EQUIPMENT								
GENERAL REVENUE	320,710	0.00	2,400,000	0.00	2,400,000	0.00	2,400,000	0.00
OA-FEDERAL AND OTHER	0	0.00	20,000	0.00	20,000	0.00	20,000	0.00
FEDERAL SURPLUS PROPERTY	0	0.00	20,000	0.00	20,000	0.00	20,000	0.00
TOTAL - EE	<u>320,710</u>	<u>0.00</u>	<u>2,440,000</u>	<u>0.00</u>	<u>2,440,000</u>	<u>0.00</u>	<u>2,440,000</u>	<u>0.00</u>
TOTAL	320,710	0.00	2,440,000	0.00	2,440,000	0.00	2,440,000	0.00
GRAND TOTAL	\$320,710	0.00	\$2,440,000	0.00	\$2,440,000	0.00	\$2,440,000	0.00

DECISION ITEM DETAIL

Budget Unit	FY 2023	FY 2023	FY 2024	FY 2024	FY 2025	FY 2025	FY 2025	FY 2025
Decision Item	ACTUAL	ACTUAL	BUDGET	BUDGET	DEPT REQ	DEPT REQ	GOV REC	GOV REC
Budget Object Class	DOLLAR	FTE	DOLLAR	FTE	DOLLAR	FTE	DOLLAR	FTE
CMIA-FEDERAL PAYMENTS								
CORE								
MISCELLANEOUS EXPENSES	320,710	0.00	2,440,000	0.00	2,440,000	0.00	2,440,000	0.00
TOTAL - EE	320,710	0.00	2,440,000	0.00	2,440,000	0.00	2,440,000	0.00
GRAND TOTAL	\$320,710	0.00	\$2,440,000	0.00	\$2,440,000	0.00	\$2,440,000	0.00
GENERAL REVENUE	\$320,710	0.00	\$2,400,000	0.00	\$2,400,000	0.00	\$2,400,000	0.00
FEDERAL FUNDS	\$0	0.00	\$20,000	0.00	\$20,000	0.00	\$20,000	0.00
OTHER FUNDS	\$0	0.00	\$20,000	0.00	\$20,000	0.00	\$20,000	0.00

PROGRAM DESCRIPTION

Department Office of Administration _____

HB Section(s): 5.250

Program Name CMIA and Other Federal Payments _____

Program is found in the following core budget(s): CMIA and Other Federal Payments

1a. What strategic priority does this program address?

Reimburse federal grant monies and penalties.

1b. What does this program do?

This program provides for payments to the federal government for items such as interest, refunds, and penalties.

The Federal Cash Management Improvement Act of 1990 and 1992 requires that the State track the draw down of federal funds for programs that exceed the threshold, as calculated using program expenditures. Interest is calculated using the daily equivalent of the annualized 13-week average treasury bill rate (2.32% in FY20, 1.24% in FY21, 0.07% in FY22, 0.39% in FY23, estimated 3.00% in FY24). Interest calculated on program disbursements from July 2023 through June 2024 is due in March of 2025.

The State also prepares a Statewide Cost Allocation Plan in accordance with Title 2 of the Code of Federal Regulations Part 200. This plan is used to allocate central service costs to various federal programs. The federal Department of Health and Human Services reviews the plan for adherence to the Circular. Reimbursement to the federal government may be required for any disallowed cost. In FY 06, \$950,000 was reimbursed to the federal government. This represented their share of money that was swept from the OA Revolving Trust fund to the general revenue fund in FY 05.

This program also covers any IRS penalties that have been assessed.

2a. Provide an activity measure(s) for the program.

Compliance with the Cash Management Improvement Act of 1990 and 1992, Title 2 of the Code of Federal Regulations Part 200 and IRS Tax Code.

2b. Provide a measure(s) of the program's quality.

Agreement was negotiated with the federal government by June 30 deadline.

2c. Provide a measure(s) of the program's impact.

The CMIA program is required to obtain federal funding for State priorities.

PROGRAM DESCRIPTION

Department Office of Administration

HB Section(s): 5.245

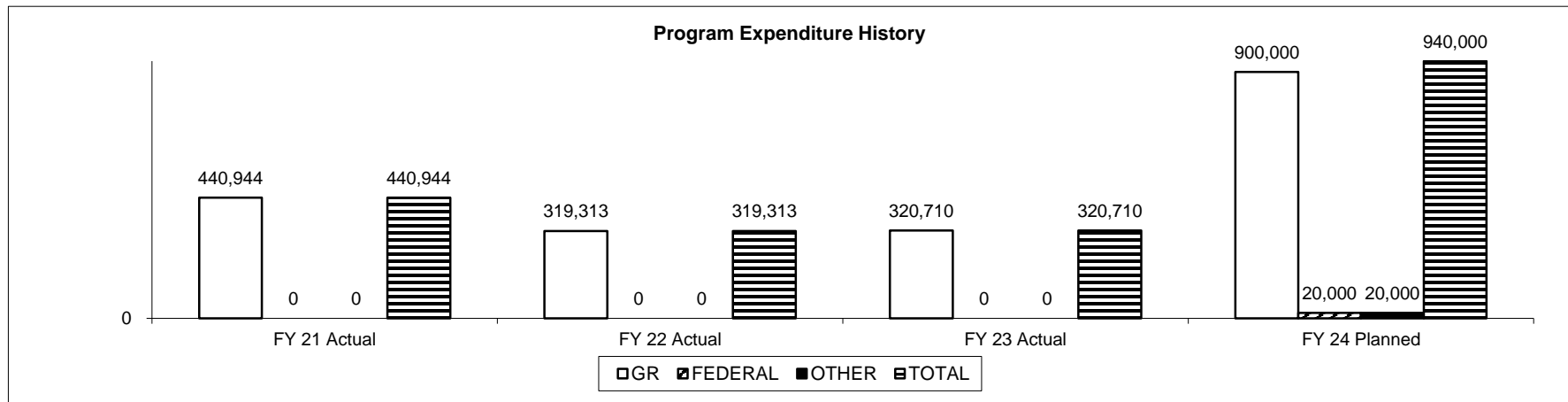
Program Name C Mia and Other Federal Payments

Program is found in the following core budget(s): C Mia and Other Federal Payments

2d. Provide a measure(s) of the program's efficiency.

Payment to the federal government was paid by March 31.

3. Provide actual expenditures for the prior three fiscal years and planned expenditures for the current fiscal year. (Note: Amounts do not include fringe benefit costs.)



4. What are the sources of the "Other " funds?

- Fund 0135 - Office of Administration - Federal and Other
- Fund 0407 - Federal Surplus Property Fund

5. What is the authorization for this program, i.e., federal or state statute, etc.? (Include the federal program number, if applicable.)

Cash Management Improvement Act; Title 2 of the Code of Federal Regulations Part 200, IRS Tax Code

6. Are there federal matching requirements? If yes, please explain.

No

7. Is this a federally mandated program? If yes, please explain.

Yes. (see 1b. above).

NEW DECISION ITEM

RANK: _____ OF _____

Department Office of Administration	Budget Unit <u>32544C</u>
Division <u>Administrative Disbursements</u>	
DI Name <u>Non-Entitlement Municipal District</u> DI# <u>1300056</u>	HB Section <u>5.255</u>

1. AMOUNT OF REQUEST

	FY 2025 Budget Request			
	GR	Federal	Other	Total
PS	0	0	0	0
EE	0	0	0	0
PSD	0	0	0	0
TRF	0	0	0	0
Total	0	0	0	0
FTE	0.00	0.00	0.00	0.00

	FY 2025 Governor's Recommendation			
	GR	Federal	Other	Total
PS	0	0	0	0
EE	0	0	0	0
PSD	0	731,973	0	731,973
TRF	0	0	0	0
Total	0	731,973	0	731,973
FTE	0.00	0.00	0.00	0.00

Est. Fringe	0	0	0	0
--------------------	---	---	---	---

Note: Fringes budgeted in House Bill 5 except for certain fringes budgeted directly to MoDOT, Highway Patrol, and Conservation.

Est. Fringe	0	0	0	0
--------------------	---	---	---	---

Note: Fringes budgeted in House Bill 5 except for certain fringes budgeted directly to MoDOT, Highway Patrol, and Conservation.

Other Funds: Facilities Maintenance Reserve Fund (0124)
Non-Counts:

Other Funds:
Non-Counts:

2. THIS REQUEST CAN BE CATEGORIZED AS:

<input type="checkbox"/> New Legislation	<input type="checkbox"/> New Program	<input type="checkbox"/> Fund Switch
<input type="checkbox"/> Federal Mandate	<input type="checkbox"/> Program Expansion	<input checked="" type="checkbox"/> Cost to Continue
<input type="checkbox"/> GR Pick-Up	<input type="checkbox"/> Space Request	<input type="checkbox"/> Equipment Replacement
<input type="checkbox"/> Pay Plan	<input type="checkbox"/> Other: _____	

3. WHY IS THIS FUNDING NEEDED? PROVIDE AN EXPLANATION FOR ITEMS CHECKED IN #2. INCLUDE THE FEDERAL OR STATE STATUTORY OR CONSTITUTIONAL AUTHORIZATION FOR THIS PROGRAM.

In March 2021, the federal government passed the American Rescue Plan Act (ARPA) of 2021 in response to the COVID-19 pandemic. One-time authority was added in FY22 in order to allow the state to pass federal dollars to the local municipal districts. The local municipal districts had to claim the funds and any remaining funds are to be returned to the federal government. This appropriation is necessary to return the funds upon the request of the federal government.

NEW DECISION ITEM

RANK: _____ OF _____

Department Office of Administration			Budget Unit <u>32544C</u>
Division	<u>Administrative Disbursements</u>		
DI Name	<u>Non-Entitlement Municipal District</u>	DI# <u>1300056</u>	HB Section <u>5.255</u>

4. DESCRIBE THE DETAILED ASSUMPTIONS USED TO DERIVE THE SPECIFIC REQUESTED AMOUNT. (How did you determine that the requested number of FTE were appropriate? From what source or standard did you derive the requested levels of funding? Were alternatives such as outsourcing or automation considered? If based on new legislation, does request tie to TAFP fiscal note? If not, explain why. Detail which portions of the request are one-times and how those amounts were calculated.)

Local municipal districts were required to claim the ARPA funds and if not, the funds are to be returned to the federal government. This appropriation is necessary to return the funds.

5. BREAK DOWN THE REQUEST BY BUDGET OBJECT CLASS, JOB CLASS, AND FUND SOURCE. IDENTIFY ONE-TIME COSTS.

Budget Object Class/Job Class	Dept Req GR DOLLARS	Dept Req GR FTE	Dept Req FED DOLLARS	Dept Req FED FTE	Dept Req OTHER DOLLARS	Dept Req OTHER FTE	Dept Req TOTAL DOLLARS	Dept Req TOTAL FTE	Dept Req One-Time DOLLARS
							0		
Total PS	0	0.0	0	0.0	0	0.0	0	0.0	0
							0		
Total EE	0		0		0		0		0
Program Distributions	0				0		0		
Total PSD	0		0		0		0		0
Transfers									
Total TRF	0		0		0		0		0
Grand Total	0	0.0	0	0.0	0	0.0	0	0.0	0

NEW DECISION ITEM

RANK: _____ OF _____

Department Office of Administration		Budget Unit		32544C							
Division Administrative Disbursements											
DI Name Non-Entitlement Municipal District		DI#1300056		HB Section		5.255					
Budget Object Class/Job Class	Gov Rec GR DOLLARS	Gov Rec GR FTE	Gov Rec FED DOLLARS	Gov Rec FED FTE	Gov Rec OTHER DOLLARS	Gov Rec OTHER FTE	Gov Rec TOTAL DOLLARS	Gov Rec TOTAL FTE	Gov Rec One-Time DOLLARS		
							0				
							0	0.0			
Total PS	0	0.0	0	0.0	0	0.0	0	0.0	0		
							0				
							0				
							0				
Total EE	0		0		0		0			0	
Program Distributions	0		731,973		0		731,973				
Total PSD	0		731,973		0		731,973			0	
Transfers											
Total TRF	0		0		0		0			0	
Grand Total	0	0.0	731,973	0.0	0	0.0	731,973	0.0	0		

DECISION ITEM SUMMARY

Budget Unit								
Decision Item	FY 2023	FY 2023	FY 2024	FY 2024	FY 2025	FY 2025	FY 2025	FY 2025
Budget Object Summary	ACTUAL	ACTUAL	BUDGET	BUDGET	DEPT REQ	DEPT REQ	GOV REC	GOV REC
Fund	DOLLAR	FTE	DOLLAR	FTE	DOLLAR	FTE	DOLLAR	FTE
NON-ENTITLEMENT MUNI DIST								
CORE								
PROGRAM-SPECIFIC								
CORONAVIRUS LOCAL GOV FISC REC	224,341,508	0.00	0	0.00	0	0.00	0	0.00
TOTAL - PD	224,341,508	0.00	0	0.00	0	0.00	0	0.00
TOTAL	224,341,508	0.00	0	0.00	0	0.00	0	0.00
Non-Entitlement Municipal Dist - 1300046								
PROGRAM-SPECIFIC								
CORONAVIRUS LOCAL GOV FISC REC	0	0.00	0	0.00	0	0.00	731,973	0.00
TOTAL - PD	0	0.00	0	0.00	0	0.00	731,973	0.00
TOTAL	0	0.00	0	0.00	0	0.00	731,973	0.00
GRAND TOTAL	\$224,341,508	0.00	\$0	0.00	\$0	0.00	\$731,973	0.00

DECISION ITEM DETAIL

Budget Unit	FY 2023	FY 2023	FY 2024	FY 2024	FY 2025	FY 2025	FY 2025	FY 2025
Decision Item	ACTUAL	ACTUAL	BUDGET	BUDGET	DEPT REQ	DEPT REQ	GOV REC	GOV REC
Budget Object Class	DOLLAR	FTE	DOLLAR	FTE	DOLLAR	FTE	DOLLAR	FTE
NON-ENTITLEMENT MUNI DIST								
Non-Entitlement Municipal Dist - 1300046								
PROGRAM DISTRIBUTIONS	0	0.00	0	0.00	0	0.00	731,973	0.00
TOTAL - PD	0	0.00	0	0.00	0	0.00	731,973	0.00
GRAND TOTAL	\$0	0.00	\$0	0.00	\$0	0.00	\$731,973	0.00
GENERAL REVENUE	\$0	0.00	\$0	0.00	\$0	0.00	\$0	0.00
FEDERAL FUNDS	\$0	0.00	\$0	0.00	\$0	0.00	\$731,973	0.00
OTHER FUNDS	\$0	0.00	\$0	0.00	\$0	0.00	\$0	0.00

CORE DECISION ITEM

Department	Office of Administration	Budget Unit	<u>32500</u>
Division	Administrative Disbursements	HB Section	<u>5.260</u>
Core -	GR Cash Flow Loans Transfers		

1. CORE FINANCIAL SUMMARY

	FY 2025 Budget Request			
	GR	Federal	Other	Total
PS	0	0	0	0
EE	0	0	0	0
PSD	0	0	0	0
TRF	0	0	650,000,000	650,000,000
Total	0	0	650,000,000	650,000,000
FTE	0.00	0.00	0.00	0.00

	FY 2025 Governor's Recommendation			
	GR	Federal	Other	Total
PS	0	0	0	0
EE	0	0	0	0
PSD	0	0	0	0
TRF	0	0	650,000,000	650,000,000
Total	0	0	650,000,000	650,000,000
FTE	0.00	0.00	0.00	0.00

Est. Fringe	0	0	0	0
--------------------	---	---	---	---

Note: Fringes budgeted in House Bill 5 except for certain fringes budgeted directly to MoDOT, Highway Patrol, and Conservation.

Est. Fringe	0	0	0	0
--------------------	---	---	---	---

Note: Fringes budgeted in House Bill 5 except for certain fringes budgeted directly to MoDOT, Highway Patrol, and Conservation.

Other Funds: Budget Reserve Fund (0100) and various other funds.

Other Funds:

2. CORE DESCRIPTION

This request provides the mechanism to transfer funds from the Budget Reserve Fund into general revenue or any other state fund for short-term loans pursuant to Section 27(a), Article IV, Constitution of Missouri. This appropriation also allows for transfers from various other funds into general revenue or any other state funds for short-term loans.

Transfers from the Budget Reserve Fund are deemed "cash operating transfers." An amount equal to the cash operating transfer received by such fund, together with the interest that would have been earned on such amount, must be transferred back to the Budget Reserve Fund or other fund prior to May 16th of the fiscal year in which the transfer was made. No cash operating transfers out of the Budget Reserve Fund may be made after May 15th of any fiscal year.

Transfers from other state funds into general revenue or other state fund shall only be transferred from May 15th to June 30th in any fiscal year, and an amount equal to the cash operating transfer received by such fund, together with the interest that would have been earned on such amount, must be transferred back to the other fund prior to June 30th of the fiscal year in which the transfer was made.

3. PROGRAM LISTING (list programs included in this core funding)

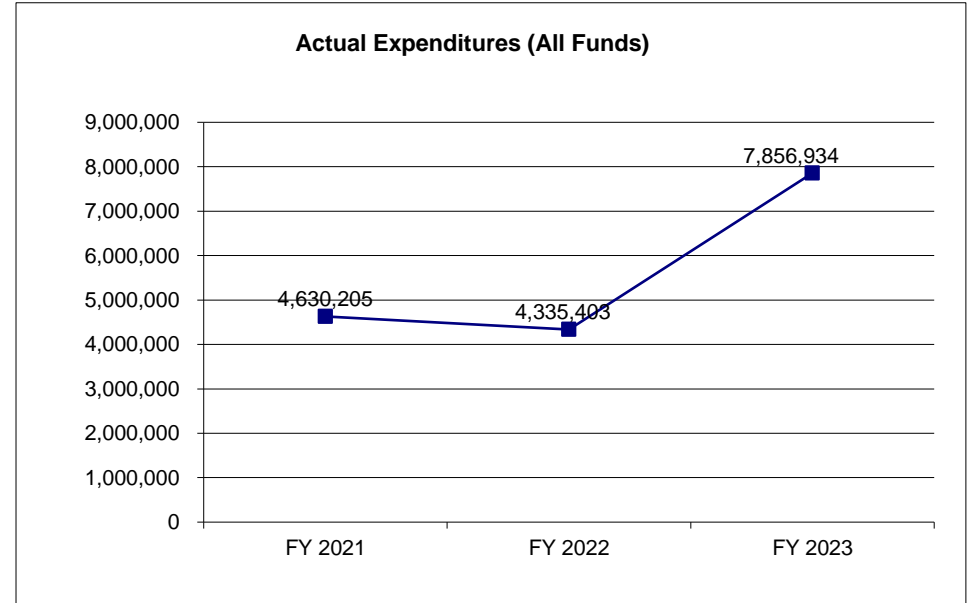
N/A

CORE DECISION ITEM

Department	Office of Administration	Budget Unit	<u>32500</u>
Division	Administrative Disbursements	HB Section	<u>5.260</u>
Core -	GR Cash Flow Loans Transfers		

4. FINANCIAL HISTORY

	FY 2021 Actual	FY 2022 Actual	FY 2023 Actual	FY 2024 Current Yr.
Appropriation (All Funds)	650,000,000	650,000,000	650,000,000	650,000,000
Less Reverted (All Funds)	0	0	0	0
Less Restricted (All Funds)*	0	0	0	0
Budget Authority (All Funds)	650,000,000	650,000,000	650,000,000	650,000,000
Actual Expenditures (All Funds)	4,630,205	4,335,403	7,856,934	N/A
Unexpended (All Funds)	645,369,795	645,664,597	642,143,066	N/A
Unexpended, by Fund:				
General Revenue	0	0	0	N/A
Federal	0	0	0	N/A
Other	645,369,795	645,664,597	642,143,066	N/A



Reverted includes the statutory three percent reserve amount (when applicable).

Restricted includes any Governor's expenditure restrictions which remained at the end of the fiscal year (when applicable).

NOTES:

CORE RECONCILIATION DETAIL

**STATE
CASH FLOW LOANS**

5. CORE RECONCILIATION DETAIL

	Budget Class	FTE	GR	Federal	Other	Total	Explanation
TAFP AFTER VETOES							
	TRF	0.00	0	0	650,000,000	650,000,000	
	Total	0.00	0	0	650,000,000	650,000,000	
DEPARTMENT CORE REQUEST							
	TRF	0.00	0	0	650,000,000	650,000,000	
	Total	0.00	0	0	650,000,000	650,000,000	
GOVERNOR'S RECOMMENDED CORE							
	TRF	0.00	0	0	650,000,000	650,000,000	
	Total	0.00	0	0	650,000,000	650,000,000	

DECISION ITEM SUMMARY

Budget Unit								
Decision Item	FY 2023	FY 2023	FY 2024	FY 2024	FY 2025	FY 2025	FY 2025	FY 2025
Budget Object Summary	ACTUAL	ACTUAL	BUDGET	BUDGET	DEPT REQ	DEPT REQ	GOV REC	GOV REC
Fund	DOLLAR	FTE	DOLLAR	FTE	DOLLAR	FTE	DOLLAR	FTE
CASH FLOW LOANS								
CORE								
FUND TRANSFERS								
BUDGET RESERVE	7,856,934	0.00	650,000,000	0.00	650,000,000	0.00	650,000,000	0.00
TOTAL - TRF	7,856,934	0.00	650,000,000	0.00	650,000,000	0.00	650,000,000	0.00
TOTAL	7,856,934	0.00	650,000,000	0.00	650,000,000	0.00	650,000,000	0.00
GRAND TOTAL	\$7,856,934	0.00	\$650,000,000	0.00	\$650,000,000	0.00	\$650,000,000	0.00

DECISION ITEM DETAIL

Budget Unit	FY 2023	FY 2023	FY 2024	FY 2024	FY 2025	FY 2025	FY 2025	FY 2025
Decision Item	ACTUAL	ACTUAL	BUDGET	BUDGET	DEPT REQ	DEPT REQ	GOV REC	GOV REC
Budget Object Class	DOLLAR	FTE	DOLLAR	FTE	DOLLAR	FTE	DOLLAR	FTE
CASH FLOW LOANS								
CORE								
TRANSFERS OUT	7,856,934	0.00	650,000,000	0.00	650,000,000	0.00	650,000,000	0.00
TOTAL - TRF	7,856,934	0.00	650,000,000	0.00	650,000,000	0.00	650,000,000	0.00
GRAND TOTAL	\$7,856,934	0.00	\$650,000,000	0.00	\$650,000,000	0.00	\$650,000,000	0.00
GENERAL REVENUE	\$0	0.00	\$0	0.00	\$0	0.00	\$0	0.00
FEDERAL FUNDS	\$0	0.00	\$0	0.00	\$0	0.00	\$0	0.00
OTHER FUNDS	\$7,856,934	0.00	\$650,000,000	0.00	\$650,000,000	0.00	\$650,000,000	0.00

CORE DECISION ITEM

Department	Office of Administration	Budget Unit	<u>32505</u>
Division	Administrative Disbursements	HB Section	<u>5.265</u>
Core -	Payback Cash Flow Loans		

1. CORE FINANCIAL SUMMARY

	FY 2025 Budget Request			
	GR	Federal	Other	Total
PS	0	0	0	0
EE	0	0	0	0
PSD	0	0	0	0
TRF	550,000,000	0	100,000,000	650,000,000
Total	550,000,000	0	100,000,000	650,000,000
FTE	0.00	0.00	0.00	0.00

	FY 2025 Governor's Recommendation			
	GR	Federal	Other	Total
PS	0	0	0	0
EE	0	0	0	0
PSD	0	0	0	0
TRF	550,000,000	0	100,000,000	650,000,000
Total	550,000,000	0	100,000,000	650,000,000
FTE	0.00	0.00	0.00	0.00

Est. Fringe	0	0	0	0
--------------------	---	---	---	---

Note: Fringes budgeted in House Bill 5 except for certain fringes budgeted directly to MoDOT, Highway Patrol, and Conservation.

Est. Fringe	0	0	0	0
--------------------	---	---	---	---

Note: Fringes budgeted in House Bill 5 except for certain fringes budgeted directly to MoDOT, Highway Patrol, and Conservation.

Other Funds: Various

Other Funds:

2. CORE DESCRIPTION

This request provides the mechanism to transfer funds from general revenue and other funds into the Budget Reserve Fund pursuant to Section 27(a), Article IV, Constitution of Missouri, to pay back cash operating transfers made from the Budget Reserve Fund. This appropriation also allows for transfers from general revenue or any other state funds to various other funds to pay back cash operating transfers made from other state funds.

Transfers from the Budget Reserve Fund are deemed "cash operating transfers." An amount equal to the cash operating transfer received by such fund, together with the interest that would have been earned on such amount, must be transferred back to the Budget Reserve Fund or other fund prior to May 16th of the fiscal year in which the transfer was made. No cash operating transfers out of the Budget Reserve Fund may be made after May 15th of any fiscal year.

Transfers from other state funds into general revenue or other state fund shall only be transferred from May 15th to June 30th in any fiscal year, and an amount equal to the cash operating transfer received by such fund, together with the interest that would have been earned on such amount, must be transferred back to the other fund prior to June 30th of the fiscal year in which the transfer was made.

3. PROGRAM LISTING (list programs included in this core funding)

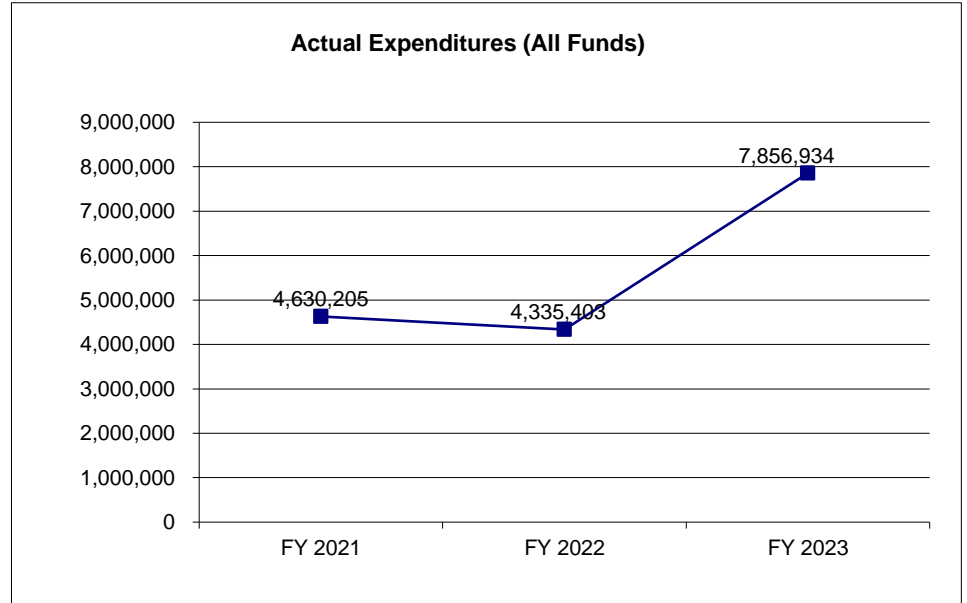
N/A

CORE DECISION ITEM

Department	Office of Administration	Budget Unit	<u>32505</u>
Division	Administrative Disbursements	HB Section	<u>5.265</u>
Core -	Payback Cash Flow Loans		

4. FINANCIAL HISTORY

	FY 2021	FY 2022	FY 2023	FY 2024
	Actual	Actual	Actual	Current Yr.
Appropriation (All Funds)	650,000,000	650,000,000	650,000,000	650,000,000
Less Reverted (All Funds)	0	0	0	0
Less Restricted (All Funds)*	0	0	0	0
Budget Authority (All Funds)	650,000,000	650,000,000	650,000,000	650,000,000
Actual Expenditures (All Funds)	4,630,205	4,335,403	7,856,934	N/A
Unexpended (All Funds)	645,369,795	645,664,597	642,143,066	N/A
Unexpended, by Fund:				
General Revenue	550,000,000	550,000,000	550,000,000	N/A
Federal	0	0	0	N/A
Other	95,369,795	95,664,597	92,143,066	N/A



Reverted includes the statutory three percent reserve amount (when applicable).

Restricted includes any Governor's expenditure restrictions which remained at the end of the fiscal year (when applicable).

NOTES:

CORE RECONCILIATION DETAIL

**STATE
PAYBACK CASH FLOW LOANS**

5. CORE RECONCILIATION DETAIL

	Budget Class	FTE	GR	Federal	Other	Total	Explanation
TAFP AFTER VETOES							
	TRF	0.00	550,000,000	0	100,000,000	650,000,000	
	Total	0.00	550,000,000	0	100,000,000	650,000,000	
DEPARTMENT CORE REQUEST							
	TRF	0.00	550,000,000	0	100,000,000	650,000,000	
	Total	0.00	550,000,000	0	100,000,000	650,000,000	
GOVERNOR'S RECOMMENDED CORE							
	TRF	0.00	550,000,000	0	100,000,000	650,000,000	
	Total	0.00	550,000,000	0	100,000,000	650,000,000	

DECISION ITEM SUMMARY

Budget Unit								
Decision Item	FY 2023	FY 2023	FY 2024	FY 2024	FY 2025	FY 2025	FY 2025	FY 2025
Budget Object Summary	ACTUAL	ACTUAL	BUDGET	BUDGET	DEPT REQ	DEPT REQ	GOV REC	GOV REC
Fund	DOLLAR	FTE	DOLLAR	FTE	DOLLAR	FTE	DOLLAR	FTE
PAYBACK CASH FLOW LOANS								
CORE								
FUND TRANSFERS								
GENERAL REVENUE	0	0.00	550,000,000	0.00	550,000,000	0.00	550,000,000	0.00
DMH FEDERAL STIM 2021 FUND	3,437,985	0.00	0	0.00	0	0.00	0	0.00
MENTAL HLTH INTERGOVER TRANSFR	4,418,949	0.00	0	0.00	0	0.00	0	0.00
BLIND PENSION	0	0.00	100,000,000	0.00	100,000,000	0.00	100,000,000	0.00
TOTAL - TRF	7,856,934	0.00	650,000,000	0.00	650,000,000	0.00	650,000,000	0.00
TOTAL	7,856,934	0.00	650,000,000	0.00	650,000,000	0.00	650,000,000	0.00
GRAND TOTAL	\$7,856,934	0.00	\$650,000,000	0.00	\$650,000,000	0.00	\$650,000,000	0.00

DECISION ITEM DETAIL

Budget Unit	FY 2023	FY 2023	FY 2024	FY 2024	FY 2025	FY 2025	FY 2025	FY 2025
Decision Item	ACTUAL	ACTUAL	BUDGET	BUDGET	DEPT REQ	DEPT REQ	GOV REC	GOV REC
Budget Object Class	DOLLAR	FTE	DOLLAR	FTE	DOLLAR	FTE	DOLLAR	FTE
PAYBACK CASH FLOW LOANS								
CORE								
TRANSFERS OUT	7,856,934	0.00	650,000,000	0.00	650,000,000	0.00	650,000,000	0.00
TOTAL - TRF	7,856,934	0.00	650,000,000	0.00	650,000,000	0.00	650,000,000	0.00
GRAND TOTAL	\$7,856,934	0.00	\$650,000,000	0.00	\$650,000,000	0.00	\$650,000,000	0.00
GENERAL REVENUE	\$0	0.00	\$550,000,000	0.00	\$550,000,000	0.00	\$550,000,000	0.00
FEDERAL FUNDS	\$3,437,985	0.00	\$0	0.00	\$0	0.00	\$0	0.00
OTHER FUNDS	\$4,418,949	0.00	\$100,000,000	0.00	\$100,000,000	0.00	\$100,000,000	0.00

CORE DECISION ITEM

Department	Office of Administration	Budget Unit	<u>32507</u>
Division	Administrative Disbursements		
Core -	Cash Flow Loan Interest Payment	HB Section	<u>5.270</u>

1. CORE FINANCIAL SUMMARY

	FY 2025 Budget Request					FY 2025 Governor's Recommendation			
	GR	Federal	Other	Total		GR	Federal	Other	Total
PS	0	0	0	0	PS	0	0	0	0
EE	0	0	0	0	EE	0	0	0	0
PSD	0	0	0	0	PSD	0	0	0	0
TRF	5,500,000	0	500,000	6,000,000	TRF	5,500,000	0	500,000	6,000,000
Total	<u>5,500,000</u>	<u>0</u>	<u>500,000</u>	<u>6,000,000</u>	Total	<u>5,500,000</u>	<u>0</u>	<u>500,000</u>	<u>6,000,000</u>
FTE	0.00	0.00	0.00	0.00	FTE	0.00	0.00	0.00	0.00
Est. Fringe	0	0	0	0	Est. Fringe	0	0	0	0
<i>Note: Fringes budgeted in House Bill 5 except for certain fringes budgeted directly to MoDOT, Highway Patrol, and Conservation.</i>					<i>Note: Fringes budgeted in House Bill 5 except for certain fringes budgeted directly to MoDOT, Highway Patrol, and Conservation.</i>				
Other Funds:	Various				Other Funds:				

2. CORE DESCRIPTION

This request provides the mechanism to transfer funds from general revenue and other funds into the Budget Reserve Fund pursuant to Section 27(a), Article IV, Constitution of Missouri, to pay back any interest on cash operating transfers made from the Budget Reserve Fund. This appropriation also allows for transfers from general revenue or any other state funds to various other funds to pay back any interest on cash operating transfers made from other state funds.

Transfers from the Budget Reserve Fund are deemed "cash operating transfers." An amount equal to the cash operating transfer received by such fund, together with the interest that would have been earned on such amount, must be transferred back to the Budget Reserve Fund or other fund prior to May 16th of the fiscal year in which the transfer was made. No cash operating transfers out of the Budget Reserve Fund may be made after May 15th of any fiscal year.

Transfers from other state funds into general revenue or other state fund shall only be transferred from May 15th to June 30th in any fiscal year, and an amount equal to the cash operating transfer received by such fund, together with the interest that would have been earned on such amount, must be transferred back to the other fund prior to June 30th of the fiscal year in which the transfer was made.

3. PROGRAM LISTING (list programs included in this core funding)

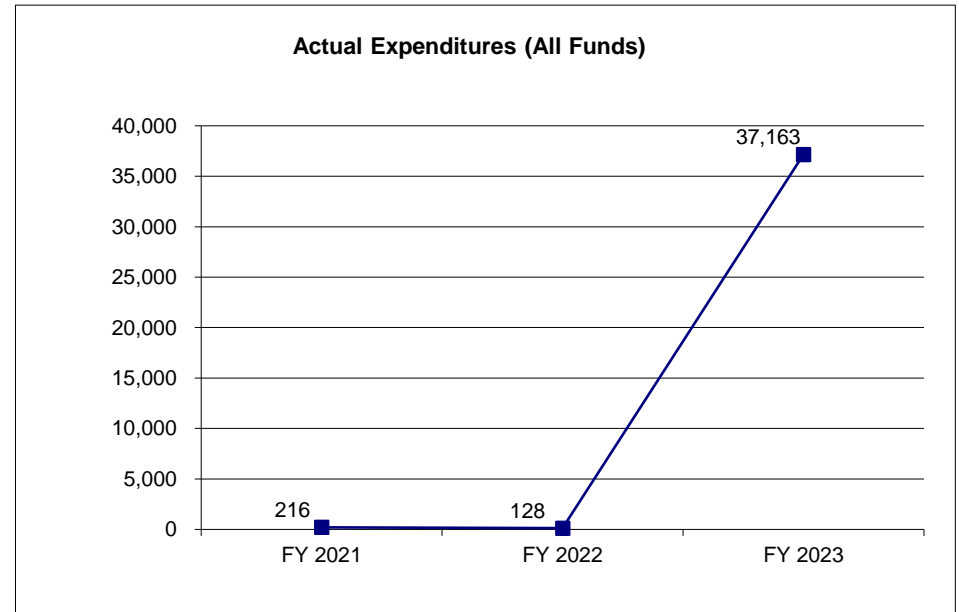
N/A

CORE DECISION ITEM

Department	Office of Administration	Budget Unit	<u>32507</u>
Division	Administrative Disbursements		
Core -	Cash Flow Loan Interest Payment	HB Section	<u>5.270</u>

4. FINANCIAL HISTORY

	FY 2021	FY 2022	FY 2023	FY 2024
	Actual	Actual	Actual	Current Yr.
Appropriation (All Funds)	6,000,000	6,000,000	6,000,000	6,000,000
Less Reverted (All Funds)	0	0	0	0
Less Restricted (All Funds)*	0	0	0	0
Budget Authority (All Funds)	6,000,000	6,000,000	6,000,000	6,000,000
Actual Expenditures (All Funds)	216	128	37,163	N/A
Unexpended (All Funds)	5,999,784	5,999,872	5,962,837	N/A
Unexpended, by Fund:				
General Revenue	5,500,000	5,500,000	5,500,000	N/A
Federal	0	0	0	N/A
Other	499,784	499,872	462,837	N/A



Reverted includes the statutory three percent reserve amount (when applicable).

Restricted includes any Governor's expenditure restrictions which remained at the end of the fiscal year (when applicable).

NOTES:

CORE RECONCILIATION DETAIL

STATE
CASH FLOW LOAN INTEREST PYMT

5. CORE RECONCILIATION DETAIL

	Budget Class	FTE	GR	Federal	Other	Total	Explanation
TAFP AFTER VETOES							
	TRF	0.00	5,500,000	0	500,000	6,000,000	
	Total	0.00	5,500,000	0	500,000	6,000,000	
DEPARTMENT CORE REQUEST							
	TRF	0.00	5,500,000	0	500,000	6,000,000	
	Total	0.00	5,500,000	0	500,000	6,000,000	
GOVERNOR'S RECOMMENDED CORE							
	TRF	0.00	5,500,000	0	500,000	6,000,000	
	Total	0.00	5,500,000	0	500,000	6,000,000	

DECISION ITEM SUMMARY

Budget Unit								
Decision Item	FY 2023	FY 2023	FY 2024	FY 2024	FY 2025	FY 2025	FY 2025	FY 2025
Budget Object Summary	ACTUAL	ACTUAL	BUDGET	BUDGET	DEPT REQ	DEPT REQ	GOV REC	GOV REC
Fund	DOLLAR	FTE	DOLLAR	FTE	DOLLAR	FTE	DOLLAR	FTE
CASH FLOW LOAN INTEREST PYMT								
CORE								
FUND TRANSFERS								
GENERAL REVENUE	36,597	0.00	5,500,000	0.00	5,500,000	0.00	5,500,000	0.00
MENTAL HLTH INTERGOVER TRANSFR	566	0.00	0	0.00	0	0.00	0	0.00
BLIND PENSION	0	0.00	500,000	0.00	500,000	0.00	500,000	0.00
TOTAL - TRF	37,163	0.00	6,000,000	0.00	6,000,000	0.00	6,000,000	0.00
TOTAL	37,163	0.00	6,000,000	0.00	6,000,000	0.00	6,000,000	0.00
GRAND TOTAL	\$37,163	0.00	\$6,000,000	0.00	\$6,000,000	0.00	\$6,000,000	0.00

DECISION ITEM DETAIL

Budget Unit	FY 2023	FY 2023	FY 2024	FY 2024	FY 2025	FY 2025	FY 2025	FY 2025
Decision Item	ACTUAL	ACTUAL	BUDGET	BUDGET	DEPT REQ	DEPT REQ	GOV REC	GOV REC
Budget Object Class	DOLLAR	FTE	DOLLAR	FTE	DOLLAR	FTE	DOLLAR	FTE
CASH FLOW LOAN INTEREST PYMT								
CORE								
TRANSFERS OUT	37,163	0.00	6,000,000	0.00	6,000,000	0.00	6,000,000	0.00
TOTAL - TRF	37,163	0.00	6,000,000	0.00	6,000,000	0.00	6,000,000	0.00
GRAND TOTAL	\$37,163	0.00	\$6,000,000	0.00	\$6,000,000	0.00	\$6,000,000	0.00
GENERAL REVENUE	\$36,597	0.00	\$5,500,000	0.00	\$5,500,000	0.00	\$5,500,000	0.00
FEDERAL FUNDS	\$0	0.00	\$0	0.00	\$0	0.00	\$0	0.00
OTHER FUNDS	\$566	0.00	\$500,000	0.00	\$500,000	0.00	\$500,000	0.00

CORE DECISION ITEM

Department	Office of Administration	Budget Unit	<u>32550</u>
Division	Administrative Disbursements	HB Section	<u>5.275</u>
Core -	Budget Reserve Required Transfer		

1. CORE FINANCIAL SUMMARY

	FY 2025 Budget Request			
	GR	Federal	Other	Total
PS	0	0	0	0
EE	0	0	0	0
PSD	0	0	0	0
TRF	7,000,000	0	24,858,625	31,858,625
Total	7,000,000	0	24,858,625	31,858,625

FTE	0.00	0.00	0.00	0.00
------------	-------------	-------------	-------------	-------------

Est. Fringe	0	0	0	0
--------------------	---	---	---	---

Note: Fringes budgeted in House Bill 5 except for certain fringes budgeted directly to MoDOT, Highway Patrol, and Conservation.

Other Funds: Various

	FY 2025 Governor's Recommendation			
	GR	Federal	Other	Total
PS	0	0	0	0
EE	0	0	0	0
PSD	0	0	0	0
TRF	7,000,000	0	24,858,625	31,858,625
Total	7,000,000	0	24,858,625	31,858,625

FTE	0.00	0.00	0.00	0.00
------------	-------------	-------------	-------------	-------------

Est. Fringe	0	0	0	0
--------------------	---	---	---	---

Note: Fringes budgeted in House Bill 5 except for certain fringes budgeted directly to MoDOT, Highway Patrol, and Conservation.

Other Funds:

2. CORE DESCRIPTION

Transfer authority is required to transfer monies from general revenue or the Budget Reserve Fund to meet the provisions of Article IV, Section 27(a), Constitution of Missouri.

If the sum of the ending balance of the budget reserve fund in any fiscal year, and any amounts owed to the fund, is less than seven and one-half percent of the net general revenue collections for the same year, the difference shall stand appropriated and shall be transferred from the general revenue fund to the budget reserve fund by the fifteenth day of the succeeding fiscal year. Likewise, if the balance in the budget reserve fund at the close of any fiscal year exceeds seven and one-half percent of the net general revenue collections for the previous fiscal year, that excess amount shall be transferred to the general revenue fund unless such excess balance is as a result of direct appropriations made by the general assembly for the purpose of increasing the balance of the fund; provided, however, that if the balance in the fund at the close of any fiscal year exceeds ten percent of the net general revenue collections for the previous fiscal year, the commissioner of administration shall transfer the excess amount to the general revenue fund not withstanding any specific appropriations made to the fund.

3. PROGRAM LISTING (list programs included in this core funding)

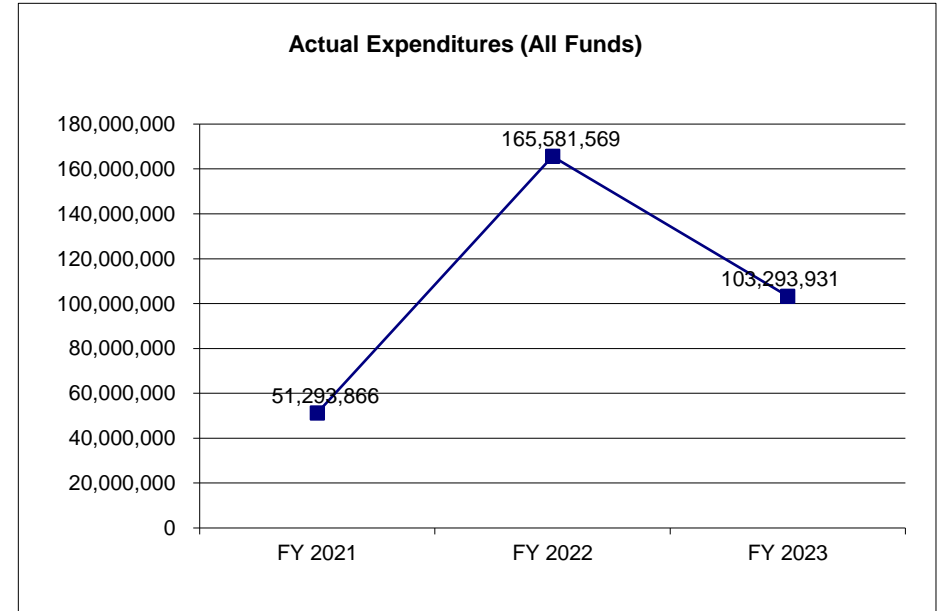
N/A

CORE DECISION ITEM

Department	Office of Administration	Budget Unit	<u>32550</u>
Division	Administrative Disbursements	HB Section	<u>5.275</u>
Core -	Budget Reserve Required Transfer		

4. FINANCIAL HISTORY

	FY 2021 Actual	FY 2022 Actual	FY 2023 Actual	FY 2024 Current Yr.
Appropriation (All Funds)	97,480,142	180,581,569	128,152,556	31,858,625
Less Reverted (All Funds)	0	0	0	0
Less Restricted (All Funds)*	0	0	0	0
Budget Authority (All Funds)	97,480,142	180,581,569	128,152,556	31,858,625
Actual Expenditures (All Funds)	51,293,866	165,581,569	103,293,931	N/A
Unexpended (All Funds)	46,186,276	15,000,000	24,858,625	N/A
Unexpended, by Fund:				
General Revenue	7,480,142	0	0	N/A
Federal	0	0	0	N/A
Other	38,706,134	15,000,000	24,858,625	N/A



Reverted includes the statutory three percent reserve amount (when applicable).

Restricted includes any Governor's expenditure restrictions which remained at the end of the fiscal year (when applicable).

NOTES:

CORE RECONCILIATION DETAIL

**STATE
BDGT RESERVE REQUIRED TRANSFER**

5. CORE RECONCILIATION DETAIL

	Budget Class	FTE	GR	Federal	Other	Total	Explanation
TAFP AFTER VETOES							
	TRF	0.00	7,000,000	0	24,858,625	31,858,625	
	Total	0.00	7,000,000	0	24,858,625	31,858,625	
DEPARTMENT CORE REQUEST							
	TRF	0.00	7,000,000	0	24,858,625	31,858,625	
	Total	0.00	7,000,000	0	24,858,625	31,858,625	
GOVERNOR'S RECOMMENDED CORE							
	TRF	0.00	7,000,000	0	24,858,625	31,858,625	
	Total	0.00	7,000,000	0	24,858,625	31,858,625	

DECISION ITEM SUMMARY

Budget Unit								
Decision Item	FY 2023	FY 2023	FY 2024	FY 2024	FY 2025	FY 2025	FY 2025	FY 2025
Budget Object Summary	ACTUAL	ACTUAL	BUDGET	BUDGET	DEPT REQ	DEPT REQ	GOV REC	GOV REC
Fund	DOLLAR	FTE	DOLLAR	FTE	DOLLAR	FTE	DOLLAR	FTE
BDGT RESERVE REQUIRED TRANSFER								
CORE								
FUND TRANSFERS								
GENERAL REVENUE	103,293,931	0.00	7,000,000	0.00	7,000,000	0.00	7,000,000	0.00
BUDGET RESERVE	0	0.00	24,858,625	0.00	24,858,625	0.00	24,858,625	0.00
TOTAL - TRF	103,293,931	0.00	31,858,625	0.00	31,858,625	0.00	31,858,625	0.00
TOTAL	103,293,931	0.00	31,858,625	0.00	31,858,625	0.00	31,858,625	0.00
GRAND TOTAL	\$103,293,931	0.00	\$31,858,625	0.00	\$31,858,625	0.00	\$31,858,625	0.00

DECISION ITEM DETAIL

Budget Unit	FY 2023	FY 2023	FY 2024	FY 2024	FY 2025	FY 2025	FY 2025	FY 2025
Decision Item	ACTUAL	ACTUAL	BUDGET	BUDGET	DEPT REQ	DEPT REQ	GOV REC	GOV REC
Budget Object Class	DOLLAR	FTE	DOLLAR	FTE	DOLLAR	FTE	DOLLAR	FTE
BDGT RESERVE REQUIRED TRANSFER								
CORE								
TRANSFERS OUT	103,293,931	0.00	31,858,625	0.00	31,858,625	0.00	31,858,625	0.00
TOTAL - TRF	103,293,931	0.00	31,858,625	0.00	31,858,625	0.00	31,858,625	0.00
GRAND TOTAL	\$103,293,931	0.00	\$31,858,625	0.00	\$31,858,625	0.00	\$31,858,625	0.00
GENERAL REVENUE	\$103,293,931	0.00	\$7,000,000	0.00	\$7,000,000	0.00	\$7,000,000	0.00
FEDERAL FUNDS	\$0	0.00	\$0	0.00	\$0	0.00	\$0	0.00
OTHER FUNDS	\$0	0.00	\$24,858,625	0.00	\$24,858,625	0.00	\$24,858,625	0.00

CORE DECISION ITEM

Department	Office of Administration	Budget Unit	<u>32510</u>
Division	Administrative Disbursements		
Core -	Fund Corrections	HB Section	<u>5.280</u>

1. CORE FINANCIAL SUMMARY

	FY 2025 Budget Request					FY 2025 Governor's Recommendation			
	GR	Federal	Other	Total		GR	Federal	Other	Total
PS	0	0	0	0	PS	0	0	0	0
EE	0	0	0	0	EE	0	0	0	0
PSD	0	0	0	0	PSD	0	0	0	0
TRF	50,000	0	750,000	800,000	TRF	50,000	0	750,000	800,000
Total	50,000	0	750,000	800,000	Total	50,000	0	750,000	800,000
FTE	0.00	0.00	0.00	0.00	FTE	0.00	0.00	0.00	0.00

Est. Fringe	0	0	0	0
--------------------	---	---	---	---

Note: Fringes budgeted in House Bill 5 except for certain fringes budgeted directly to MoDOT, Highway Patrol, and Conservation.

Est. Fringe	0	0	0	0
--------------------	---	---	---	---

Note: Fringes budgeted in House Bill 5 except for certain fringes budgeted directly to MoDOT, Highway Patrol, and Conservation.

Other Funds: Dependent on funds with incorrect deposit.

Other Funds:

2. CORE DESCRIPTION

This appropriated transfer mechanism allows the Division of Accounting to correct prior fiscal year revenue transactions that were erroneously deposited into the incorrect fund. After a fiscal year has ended, revenue "correction" documents cannot be processed.

This appropriated transfer is requested specifically to allow the transfer from the fund that erroneously received the deposit in a prior fiscal year to the correct fund in the current fiscal year.

3. PROGRAM LISTING (list programs included in this core funding)

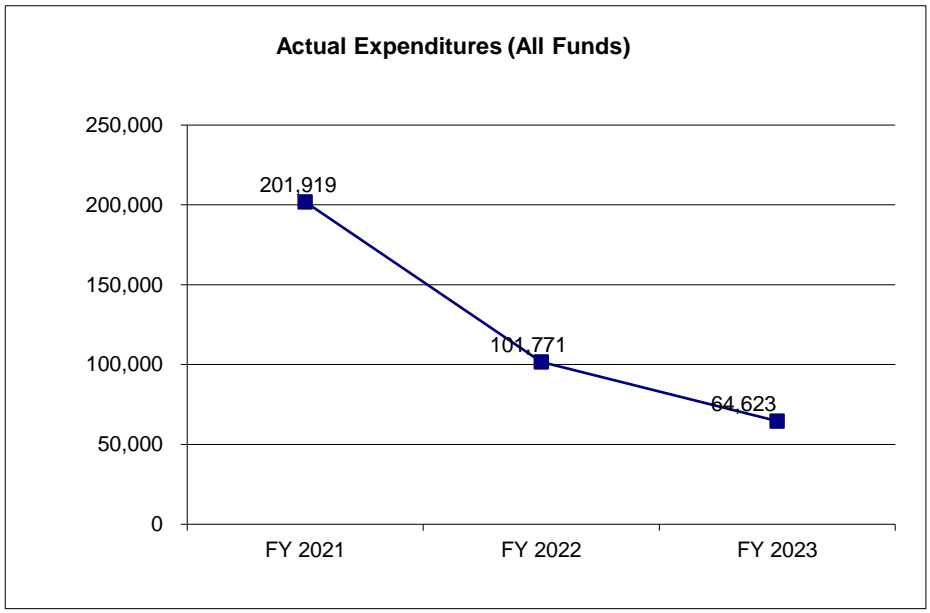
N/A

CORE DECISION ITEM

Department	Office of Administration	Budget Unit	32510
Division	Administrative Disbursements		
Core -	Fund Corrections	HB Section	5.280

4. FINANCIAL HISTORY

	FY 2021 Actual	FY 2022 Actual	FY 2023 Actual	FY 2024 Current Yr.
Appropriation (All Funds)	800,000	800,000	800,000	800,000
Less Reverted (All Funds)	0	0	0	0
Less Restricted (All Funds)*	0	0	0	0
Budget Authority (All Funds)	800,000	800,000	800,000	800,000
Actual Expenditures (All Funds)	201,919	101,771	64,623	N/A
Unexpended (All Funds)	598,081	698,229	735,377	N/A
Unexpended, by Fund:				
General Revenue	49,480	50,000	5,795	N/A
Federal	0	2	2	N/A
Other	548,601	648,227	729,580	N/A



Reverted includes the statutory three percent reserve amount (when applicable).

Restricted includes any Governor's expenditure restrictions which remained at the end of the fiscal year (when applicable).

NOTES:

CORE RECONCILIATION DETAIL

**STATE
FUND CORRECTIONS**

5. CORE RECONCILIATION DETAIL

	Budget Class	FTE	GR	Federal	Other	Total	Explanation
TAFP AFTER VETOES							
	TRF	0.00	50,000	0	750,000	800,000	
	Total	0.00	50,000	0	750,000	800,000	
DEPARTMENT CORE REQUEST							
	TRF	0.00	50,000	0	750,000	800,000	
	Total	0.00	50,000	0	750,000	800,000	
GOVERNOR'S RECOMMENDED CORE							
	TRF	0.00	50,000	0	750,000	800,000	
	Total	0.00	50,000	0	750,000	800,000	

DECISION ITEM SUMMARY

Budget Unit								
Decision Item	FY 2023	FY 2023	FY 2024	FY 2024	FY 2025	FY 2025	FY 2025	FY 2025
Budget Object Summary	ACTUAL	ACTUAL	BUDGET	BUDGET	DEPT REQ	DEPT REQ	GOV REC	GOV REC
Fund	DOLLAR	FTE	DOLLAR	FTE	DOLLAR	FTE	DOLLAR	FTE
FUND CORRECTIONS								
CORE								
FUND TRANSFERS								
GENERAL REVENUE	44,205	0.00	50,000	0.00	50,000	0.00	50,000	0.00
ADJUTANT GENERAL-FEDERAL	17,138	0.00	0	0.00	0	0.00	0	0.00
PEACE OFFICER STAN & TRAIN COM	199	0.00	0	0.00	0	0.00	0	0.00
FEDERAL SURPLUS PROPERTY	0	0.00	750,000	0.00	750,000	0.00	750,000	0.00
ATHLETIC FUND	1,275	0.00	0	0.00	0	0.00	0	0.00
RESPIRATORY CARE PRACTITIONERS	1,800	0.00	0	0.00	0	0.00	0	0.00
DEPUTY SHERIFF SALARY SUPPL	5	0.00	0	0.00	0	0.00	0	0.00
TOTAL - TRF	64,622	0.00	800,000	0.00	800,000	0.00	800,000	0.00
TOTAL	64,622	0.00	800,000	0.00	800,000	0.00	800,000	0.00
GRAND TOTAL	\$64,622	0.00	\$800,000	0.00	\$800,000	0.00	\$800,000	0.00

DECISION ITEM DETAIL

Budget Unit	FY 2023	FY 2023	FY 2024	FY 2024	FY 2025	FY 2025	FY 2025	FY 2025
Decision Item	ACTUAL	ACTUAL	BUDGET	BUDGET	DEPT REQ	DEPT REQ	GOV REC	GOV REC
Budget Object Class	DOLLAR	FTE	DOLLAR	FTE	DOLLAR	FTE	DOLLAR	FTE
FUND CORRECTIONS								
CORE								
TRANSFERS OUT	64,622	0.00	800,000	0.00	800,000	0.00	800,000	0.00
TOTAL - TRF	64,622	0.00	800,000	0.00	800,000	0.00	800,000	0.00
GRAND TOTAL	\$64,622	0.00	\$800,000	0.00	\$800,000	0.00	\$800,000	0.00
GENERAL REVENUE	\$44,205	0.00	\$50,000	0.00	\$50,000	0.00	\$50,000	0.00
FEDERAL FUNDS	\$17,138	0.00	\$0	0.00	\$0	0.00	\$0	0.00
OTHER FUNDS	\$3,279	0.00	\$750,000	0.00	\$750,000	0.00	\$750,000	0.00

CORE DECISION ITEM

Department: Office of Administration	Budget Unit <u>32605C</u>
Division: Administrative Disbursements	
Core: Central Services Cost Allocation Plan	HB Section <u>5.285</u>

1. CORE FINANCIAL SUMMARY

	FY 2025 Budget Request					FY 2025 Governor's Recommendation			
	GR	Federal	Other	Total		GR	Federal	Other	Total
PS	0	0	0	0	PS	0	0	0	0
EE	0	0	0	0	EE	0	0	0	0
PSD	0	0	0	0	PSD	0	0	0	0
TRF	0	0	9,923,817	9,923,817	TRF	0	0	9,923,817	9,923,817
Total	0	0	9,923,817	9,923,817	Total	0	0	9,923,817	9,923,817
FTE	0.00	0.00	0.00	0.00	FTE	0.00	0.00	0.00	0.00

Est. Fringe	0	0	0	0
--------------------	---	---	---	---

Note: Fringes budgeted in House Bill 5 except for certain fringes budgeted directly to MoDOT, Highway Patrol, and Conservation.

Est. Fringe	0	0	0	0
--------------------	---	---	---	---

Note: Fringes budgeted in House Bill 5 except for certain fringes budgeted directly to MoDOT, Highway Patrol, and Conservation.

Other Funds: funds

Other Funds:

2. CORE DESCRIPTION

An accepted accounting practice, allocations recover costs for services provided to other entities. For instance, the federal government allows the State of Missouri to recover overhead costs for federal programs through a Statewide Cost Allocation Plan (SWCAP).

Using standard accepted accounting methods, the Central Services Cost Allocation Plan (CSCAP) recovers the costs of providing services to various state funds including those provided by the Office of Administration, the Department of Revenue, the Governor's Office, the Lieutenant Governor's Office, the Secretary of State's Office, the State Auditor's Office, the Attorney General's Office, the General Assembly, and the Capitol Police. To determine a fund's participation eligibility, the Office of Administration systematically analyzes relevant constitutional provisions, statutory language, fund revenue sources, and other appropriate considerations.

3. PROGRAM LISTING (list programs included in this core funding)

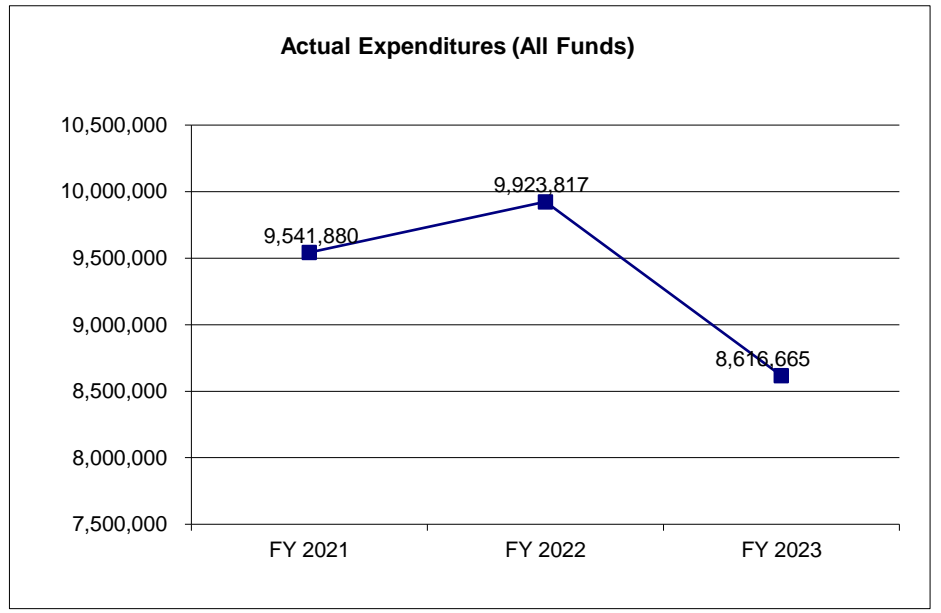
N/A

CORE DECISION ITEM

Department: Office of Administration	Budget Unit <u>32605C</u>
Division: Administrative Disbursements	
Core: Central Services Cost Allocation Plan	HB Section <u>5.285</u>

4. FINANCIAL HISTORY

	FY 2021 Actual	FY 2022 Actual	FY 2023 Actual	FY 2024 Current Yr.
Appropriation (All Funds)	9,894,605	9,923,817	9,923,817	9,923,817
Less Reverted (All Funds)	0	0	0	N/A
Less Restricted (All Funds)*	0	0	0	0
Budget Authority (All Funds)	9,894,605	9,923,817	9,923,817	9,923,817
Actual Expenditures (All Funds)	9,541,880	9,923,817	8,616,665	N/A
Unexpended (All Funds)	352,725	0	1,307,152	N/A
Unexpended, by Fund:				
General Revenue	0	0	0	N/A
Federal	0	0	0	N/A
Other	352,725	0	1,307,152	N/A



Reverted includes the statutory three percent reserve amount (when applicable).

Restricted includes any Governor's expenditure restrictions which remained at the end of the fiscal year (when applicable).

NOTES:

CORE RECONCILIATION DETAIL

**STATE
CENTRAL SVS ALLOCATION TRNSFER**

5. CORE RECONCILIATION DETAIL

		Budget Class	FTE	GR	Federal	Other	Total	Explanation
TAFP AFTER VETOES								
		TRF	0.00	0	0	9,923,817	9,923,817	
		Total	0.00	0	0	9,923,817	9,923,817	
DEPARTMENT CORE REQUEST								
		TRF	0.00	0	0	9,923,817	9,923,817	
		Total	0.00	0	0	9,923,817	9,923,817	
GOVERNOR'S ADDITIONAL CORE ADJUSTMENTS								
Core Reallocation	2441 T011	TRF	0.00	0	0	59	59	
Core Reallocation	2441 T032	TRF	0.00	0	0	(126)	(126)	
Core Reallocation	2441 T039	TRF	0.00	0	0	(59,677)	(59,677)	
Core Reallocation	2441 T043	TRF	0.00	0	0	(1,054)	(1,054)	
Core Reallocation	2441 T044	TRF	0.00	0	0	(817)	(817)	
Core Reallocation	2441 T049	TRF	0.00	0	0	2,822	2,822	
Core Reallocation	2441 T074	TRF	0.00	0	0	2,989	2,989	
Core Reallocation	2441 T079	TRF	0.00	0	0	224	224	
Core Reallocation	2441 T135	TRF	0.00	0	0	180	180	
Core Reallocation	2441 T136	TRF	0.00	0	0	191	191	
Core Reallocation	2441 T210	TRF	0.00	0	0	(3,258)	(3,258)	
Core Reallocation	2441 T211	TRF	0.00	0	0	106,295	106,295	
Core Reallocation	2441 T212	TRF	0.00	0	0	(149)	(149)	
Core Reallocation	2441 T241	TRF	0.00	0	0	43,301	43,301	

CORE RECONCILIATION DETAIL

STATE
CENTRAL SVS ALLOCATION TRNSFER

5. CORE RECONCILIATION DETAIL

			Budget Class	FTE	GR	Federal	Other	Total	Explanation
GOVERNOR'S ADDITIONAL CORE ADJUSTMENTS									
Core Reallocation	2441	T277	TRF	0.00	0	0	878	878	
Core Reallocation	2441	T281	TRF	0.00	0	0	2,385	2,385	
Core Reallocation	2441	T282	TRF	0.00	0	0	(930)	(930)	
Core Reallocation	2441	T309	TRF	0.00	0	0	(13,575)	(13,575)	
Core Reallocation	2441	T345	TRF	0.00	0	0	233	233	
Core Reallocation	2441	T372	TRF	0.00	0	0	8,254	8,254	
Core Reallocation	2441	T375	TRF	0.00	0	0	104	104	
Core Reallocation	2441	T402	TRF	0.00	0	0	201	201	
Core Reallocation	2441	T425	TRF	0.00	0	0	1,207	1,207	
Core Reallocation	2441	T433	TRF	0.00	0	0	(3,266)	(3,266)	
Core Reallocation	2441	T435	TRF	0.00	0	0	8,617	8,617	
Core Reallocation	2441	T437	TRF	0.00	0	0	500	500	
Core Reallocation	2441	T495	TRF	0.00	0	0	(555)	(555)	
Core Reallocation	2441	T497	TRF	0.00	0	0	(392)	(392)	
Core Reallocation	2441	T498	TRF	0.00	0	0	(1,313)	(1,313)	
Core Reallocation	2441	T501	TRF	0.00	0	0	1,860	1,860	
Core Reallocation	2441	T551	TRF	0.00	0	0	715	715	
Core Reallocation	2441	T552	TRF	0.00	0	0	(185)	(185)	
Core Reallocation	2441	T611	TRF	0.00	0	0	(1,102)	(1,102)	
Core Reallocation	2441	T621	TRF	0.00	0	0	(109)	(109)	

CORE RECONCILIATION DETAIL

**STATE
CENTRAL SVS ALLOCATION TRNSFER**

5. CORE RECONCILIATION DETAIL

			Budget Class	FTE	GR	Federal	Other	Total	Explanation
GOVERNOR'S ADDITIONAL CORE ADJUSTMENTS									
Core Reallocation	2441	T625	TRF	0.00	0	0	1,741	1,741	
Core Reallocation	2441	T626	TRF	0.00	0	0	115	115	
Core Reallocation	2441	T627	TRF	0.00	0	0	(9,573)	(9,573)	
Core Reallocation	2441	T628	TRF	0.00	0	0	182	182	
Core Reallocation	2441	T629	TRF	0.00	0	0	(379)	(379)	
Core Reallocation	2441	T630	TRF	0.00	0	0	(4)	(4)	
Core Reallocation	2441	T643	TRF	0.00	0	0	(193)	(193)	
Core Reallocation	2441	T644	TRF	0.00	0	0	761	761	
Core Reallocation	2441	T645	TRF	0.00	0	0	282	282	
Core Reallocation	2441	T646	TRF	0.00	0	0	886	886	
Core Reallocation	2441	T650	TRF	0.00	0	0	825	825	
Core Reallocation	2441	T652	TRF	0.00	0	0	33,470	33,470	
Core Reallocation	2441	T653	TRF	0.00	0	0	(10,436)	(10,436)	
Core Reallocation	2441	T658	TRF	0.00	0	0	(2,304)	(2,304)	
Core Reallocation	2441	T660	TRF	0.00	0	0	384	384	
Core Reallocation	2441	T662	TRF	0.00	0	0	170	170	
Core Reallocation	2441	T664	TRF	0.00	0	0	114	114	
Core Reallocation	2441	T665	TRF	0.00	0	0	(549)	(549)	
Core Reallocation	2441	T669	TRF	0.00	0	0	(4,691)	(4,691)	
Core Reallocation	2441	T671	TRF	0.00	0	0	35	35	

CORE RECONCILIATION DETAIL

**STATE
CENTRAL SVS ALLOCATION TRNSFER**

5. CORE RECONCILIATION DETAIL

			Budget Class	FTE	GR	Federal	Other	Total	Explanation
GOVERNOR'S ADDITIONAL CORE ADJUSTMENTS									
Core Reallocation	2441	T672	TRF	0.00	0	0	692	692	
Core Reallocation	2441	T673	TRF	0.00	0	0	(7,488)	(7,488)	
Core Reallocation	2441	T674	TRF	0.00	0	0	479	479	
Core Reallocation	2441	T675	TRF	0.00	0	0	726	726	
Core Reallocation	2441	T676	TRF	0.00	0	0	40	40	
Core Reallocation	2441	T678	TRF	0.00	0	0	2,245	2,245	
Core Reallocation	2441	T679	TRF	0.00	0	0	314	314	
Core Reallocation	2441	T680	TRF	0.00	0	0	80	80	
Core Reallocation	2441	T681	TRF	0.00	0	0	8,939	8,939	
Core Reallocation	2441	T682	TRF	0.00	0	0	7,237	7,237	
Core Reallocation	2441	T690	TRF	0.00	0	0	321	321	
Core Reallocation	2441	T691	TRF	0.00	0	0	122	122	
Core Reallocation	2441	T692	TRF	0.00	0	0	(3,157)	(3,157)	
Core Reallocation	2441	T693	TRF	0.00	0	0	(5,834)	(5,834)	
Core Reallocation	2441	T694	TRF	0.00	0	0	872	872	
Core Reallocation	2441	T695	TRF	0.00	0	0	504	504	
Core Reallocation	2441	T696	TRF	0.00	0	0	24	24	
Core Reallocation	2441	T697	TRF	0.00	0	0	298	298	
Core Reallocation	2441	T699	TRF	0.00	0	0	519	519	
Core Reallocation	2441	T700	TRF	0.00	0	0	(168)	(168)	

CORE RECONCILIATION DETAIL

STATE
CENTRAL SVS ALLOCATION TRNSFER

5. CORE RECONCILIATION DETAIL

			Budget Class	FTE	GR	Federal	Other	Total	Explanation
GOVERNOR'S ADDITIONAL CORE ADJUSTMENTS									
Core Reallocation	2441	T701	TRF	0.00	0	0	121	121	
Core Reallocation	2441	T702	TRF	0.00	0	0	5,421	5,421	
Core Reallocation	2441	T703	TRF	0.00	0	0	61	61	
Core Reallocation	2441	T704	TRF	0.00	0	0	415	415	
Core Reallocation	2441	T705	TRF	0.00	0	0	1,568	1,568	
Core Reallocation	2441	T707	TRF	0.00	0	0	3,057	3,057	
Core Reallocation	2441	T709	TRF	0.00	0	0	(180)	(180)	
Core Reallocation	2441	T710	TRF	0.00	0	0	442	442	
Core Reallocation	2441	T711	TRF	0.00	0	0	(4,813)	(4,813)	
Core Reallocation	2441	T723	TRF	0.00	0	0	(23)	(23)	
Core Reallocation	2441	T725	TRF	0.00	0	0	3,195	3,195	
Core Reallocation	2441	T726	TRF	0.00	0	0	108	108	
Core Reallocation	2441	T727	TRF	0.00	0	0	7,592	7,592	
Core Reallocation	2441	T728	TRF	0.00	0	0	8,886	8,886	
Core Reallocation	2441	T729	TRF	0.00	0	0	(1,460)	(1,460)	
Core Reallocation	2441	T730	TRF	0.00	0	0	7,964	7,964	
Core Reallocation	2441	T731	TRF	0.00	0	0	(3,283)	(3,283)	
Core Reallocation	2441	T732	TRF	0.00	0	0	(35)	(35)	
Core Reallocation	2441	T733	TRF	0.00	0	0	10,425	10,425	
Core Reallocation	2441	T734	TRF	0.00	0	0	13,646	13,646	

CORE RECONCILIATION DETAIL

STATE
CENTRAL SVS ALLOCATION TRNSFER

5. CORE RECONCILIATION DETAIL

			Budget Class	FTE	GR	Federal	Other	Total	Explanation
GOVERNOR'S ADDITIONAL CORE ADJUSTMENTS									
Core Reallocation	2441	T736	TRF	0.00	0	0	(1,532)	(1,532)	
Core Reallocation	2441	T737	TRF	0.00	0	0	(8,509)	(8,509)	
Core Reallocation	2441	T740	TRF	0.00	0	0	375	375	
Core Reallocation	2441	T741	TRF	0.00	0	0	84	84	
Core Reallocation	2441	T743	TRF	0.00	0	0	1,018	1,018	
Core Reallocation	2441	T744	TRF	0.00	0	0	109	109	
Core Reallocation	2441	T745	TRF	0.00	0	0	(5,356)	(5,356)	
Core Reallocation	2441	T747	TRF	0.00	0	0	3,240	3,240	
Core Reallocation	2441	T748	TRF	0.00	0	0	657	657	
Core Reallocation	2441	T750	TRF	0.00	0	0	(85)	(85)	
Core Reallocation	2441	T751	TRF	0.00	0	0	1,638	1,638	
Core Reallocation	2441	T752	TRF	0.00	0	0	(6,797)	(6,797)	
Core Reallocation	2441	T753	TRF	0.00	0	0	(17)	(17)	
Core Reallocation	2441	T754	TRF	0.00	0	0	312	312	
Core Reallocation	2441	T755	TRF	0.00	0	0	(467)	(467)	
Core Reallocation	2441	T756	TRF	0.00	0	0	5,620	5,620	
Core Reallocation	2441	T759	TRF	0.00	0	0	400	400	
Core Reallocation	2441	T763	TRF	0.00	0	0	8,704	8,704	
Core Reallocation	2441	T765	TRF	0.00	0	0	(494)	(494)	
Core Reallocation	2441	T769	TRF	0.00	0	0	(109,576)	(109,576)	

CORE RECONCILIATION DETAIL

STATE
CENTRAL SVS ALLOCATION TRNSFER

5. CORE RECONCILIATION DETAIL

			Budget Class	FTE	GR	Federal	Other	Total	Explanation
GOVERNOR'S ADDITIONAL CORE ADJUSTMENTS									
Core Reallocation	2441	T770	TRF	0.00	0	0	779	779	
Core Reallocation	2441	T772	TRF	0.00	0	0	(547)	(547)	
Core Reallocation	2441	T773	TRF	0.00	0	0	2,472	2,472	
Core Reallocation	2441	T774	TRF	0.00	0	0	(5,867)	(5,867)	
Core Reallocation	2441	T776	TRF	0.00	0	0	(2,445)	(2,445)	
Core Reallocation	2441	T777	TRF	0.00	0	0	(3,439)	(3,439)	
Core Reallocation	2441	T778	TRF	0.00	0	0	26,623	26,623	
Core Reallocation	2441	T779	TRF	0.00	0	0	1,747	1,747	
Core Reallocation	2441	T780	TRF	0.00	0	0	6,796	6,796	
Core Reallocation	2441	T781	TRF	0.00	0	0	7,606	7,606	
Core Reallocation	2441	T782	TRF	0.00	0	0	176	176	
Core Reallocation	2441	T783	TRF	0.00	0	0	(545)	(545)	
Core Reallocation	2441	T784	TRF	0.00	0	0	90	90	
Core Reallocation	2441	T785	TRF	0.00	0	0	81	81	
Core Reallocation	2441	T786	TRF	0.00	0	0	(6,113)	(6,113)	
Core Reallocation	2441	T788	TRF	0.00	0	0	39,746	39,746	
Core Reallocation	2441	T789	TRF	0.00	0	0	(59,793)	(59,793)	
Core Reallocation	2441	T791	TRF	0.00	0	0	(439)	(439)	
Core Reallocation	2441	T792	TRF	0.00	0	0	988	988	
Core Reallocation	2441	T793	TRF	0.00	0	0	353	353	

CORE RECONCILIATION DETAIL

STATE
CENTRAL SVS ALLOCATION TRNSFER

5. CORE RECONCILIATION DETAIL

			Budget Class	FTE	GR	Federal	Other	Total	Explanation
GOVERNOR'S ADDITIONAL CORE ADJUSTMENTS									
Core Reallocation	2441	T795	TRF	0.00	0	0	(2,000)	(2,000)	
Core Reallocation	2441	T796	TRF	0.00	0	0	2,346	2,346	
Core Reallocation	2441	T797	TRF	0.00	0	0	1,519	1,519	
Core Reallocation	2441	T799	TRF	0.00	0	0	100	100	
Core Reallocation	2441	T800	TRF	0.00	0	0	160	160	
Core Reallocation	2441	T801	TRF	0.00	0	0	3,683	3,683	
Core Reallocation	2441	T802	TRF	0.00	0	0	130	130	
Core Reallocation	2441	T803	TRF	0.00	0	0	5,128	5,128	
Core Reallocation	2441	T804	TRF	0.00	0	0	7,413	7,413	
Core Reallocation	2441	T805	TRF	0.00	0	0	409	409	
Core Reallocation	2441	T806	TRF	0.00	0	0	37,384	37,384	
Core Reallocation	2441	T807	TRF	0.00	0	0	592	592	
Core Reallocation	2441	T808	TRF	0.00	0	0	1,550	1,550	
Core Reallocation	2441	T813	TRF	0.00	0	0	119	119	
Core Reallocation	2441	T816	TRF	0.00	0	0	634	634	
Core Reallocation	2441	T817	TRF	0.00	0	0	384	384	
Core Reallocation	2441	T818	TRF	0.00	0	0	(416)	(416)	
Core Reallocation	2441	T819	TRF	0.00	0	0	170	170	
Core Reallocation	2441	T823	TRF	0.00	0	0	(393)	(393)	
Core Reallocation	2441	T826	TRF	0.00	0	0	(80)	(80)	

CORE RECONCILIATION DETAIL

STATE
CENTRAL SVS ALLOCATION TRNSFER

5. CORE RECONCILIATION DETAIL

			Budget Class	FTE	GR	Federal	Other	Total	Explanation
GOVERNOR'S ADDITIONAL CORE ADJUSTMENTS									
Core Reallocation	2441	T827	TRF	0.00	0	0	2,016	2,016	
Core Reallocation	2441	T828	TRF	0.00	0	0	50	50	
Core Reallocation	2441	T831	TRF	0.00	0	0	(223)	(223)	
Core Reallocation	2441	T832	TRF	0.00	0	0	109	109	
Core Reallocation	2441	T837	TRF	0.00	0	0	691	691	
Core Reallocation	2441	T838	TRF	0.00	0	0	454	454	
Core Reallocation	2441	T839	TRF	0.00	0	0	(73)	(73)	
Core Reallocation	2441	T840	TRF	0.00	0	0	994	994	
Core Reallocation	2441	T844	TRF	0.00	0	0	191	191	
Core Reallocation	2441	T845	TRF	0.00	0	0	42	42	
Core Reallocation	2441	T846	TRF	0.00	0	0	(9)	(9)	
Core Reallocation	2441	T848	TRF	0.00	0	0	(335)	(335)	
Core Reallocation	2441	T850	TRF	0.00	0	0	(1,856)	(1,856)	
Core Reallocation	2441	T855	TRF	0.00	0	0	206	206	
Core Reallocation	2441	T856	TRF	0.00	0	0	4,513	4,513	
Core Reallocation	2441	T857	TRF	0.00	0	0	(12,466)	(12,466)	
Core Reallocation	2441	T865	TRF	0.00	0	0	762	762	
Core Reallocation	2441	T866	TRF	0.00	0	0	776	776	
Core Reallocation	2441	T868	TRF	0.00	0	0	549	549	
Core Reallocation	2441	T871	TRF	0.00	0	0	(672)	(672)	

CORE RECONCILIATION DETAIL

**STATE
CENTRAL SVS ALLOCATION TRNSFER**

5. CORE RECONCILIATION DETAIL

		Budget Class	FTE	GR	Federal	Other	Total	Explanation
GOVERNOR'S ADDITIONAL CORE ADJUSTMENTS								
Core Reallocation	2441	T872 TRF	0.00	0	0	956	956	
Core Reallocation	2441	T873 TRF	0.00	0	0	132	132	
Core Reallocation	2441	T875 TRF	0.00	0	0	(1,766)	(1,766)	
Core Reallocation	2441	T878 TRF	0.00	0	0	(3,521)	(3,521)	
Core Reallocation	2441	T913 TRF	0.00	0	0	236	236	
Core Reallocation	2441	T914 TRF	0.00	0	0	78	78	
Core Reallocation	2441	T920 TRF	0.00	0	0	479	479	
Core Reallocation	2441	T926 TRF	0.00	0	0	106	106	
Core Reallocation	2441	T930 TRF	0.00	0	0	418	418	
Core Reallocation	2441	T948 TRF	0.00	0	0	(105,032)	(105,032)	
Core Reallocation	2441	T950 TRF	0.00	0	0	(9,897)	(9,897)	
Core Reallocation	2441	T951 TRF	0.00	0	0	69	69	
Core Reallocation	2441	T965 TRF	0.00	0	0	244	244	
Core Reallocation	2441	T966 TRF	0.00	0	0	154	154	
Core Reallocation	2441	T969 TRF	0.00	0	0	(178)	(178)	
Core Reallocation	2441	T006 TRF	0.00	0	0	163	163	
NET GOVERNOR CHANGES			0.00	0	0	0	0	
GOVERNOR'S RECOMMENDED CORE								
		TRF	0.00	0	0	9,923,817	9,923,817	
		Total	0.00	0	0	9,923,817	9,923,817	

DECISION ITEM SUMMARY

Budget Unit									
Decision Item	FY 2023	FY 2023	FY 2024	FY 2024	FY 2025	FY 2025	FY 2025	FY 2025	FY 2025
Budget Object Summary	ACTUAL	ACTUAL	BUDGET	BUDGET	DEPT REQ	DEPT REQ	GOV REC	GOV REC	GOV REC
Fund	DOLLAR	FTE	DOLLAR	FTE	DOLLAR	FTE	DOLLAR	FTE	DOLLAR
CENTRAL SVS ALLOCATION TRANSFER									
CORE									
FUND TRANSFERS									
PHARMACY REBATES	2,284,271	0.00	2,645,226	0.00	2,645,226	0.00	2,678,696	0.00	0.00
THIRD PARTY LIABILITY COLLECT	150,458	0.00	164,108	0.00	164,108	0.00	153,672	0.00	0.00
STATE TREASURER'S GEN OPERATIO	25,588	0.00	43,335	0.00	43,335	0.00	29,760	0.00	0.00
CHILD SUPPORT ENFORCEMENT FUND	98,041	0.00	121,746	0.00	121,746	0.00	119,442	0.00	0.00
MO HUMANITIES COUNCIL TRUST	0	0.00	0	0.00	0	0.00	170	0.00	0.00
MOTORCYCLE SAFETY TRUST	1,713	0.00	1,856	0.00	1,856	0.00	1,970	0.00	0.00
HEARING INSTRUMENT SPECIALIST	211	0.00	758	0.00	758	0.00	209	0.00	0.00
MO HOUSING TRUST	40,599	0.00	40,572	0.00	40,572	0.00	35,881	0.00	0.00
STATE COMMITTEE OF INTERPRETER	456	0.00	451	0.00	451	0.00	486	0.00	0.00
ELEVATOR SAFETY	6,421	0.00	6,199	0.00	6,199	0.00	6,891	0.00	0.00
MEDICAL PRECEPTOR FUND	0	0.00	0	0.00	0	0.00	115	0.00	0.00
RESIDENTIAL MORTGAGE LICENSING	19,086	0.00	18,328	0.00	18,328	0.00	10,840	0.00	0.00
MO ARTS COUNCIL TRUST	0	0.00	122	0.00	122	0.00	601	0.00	0.00
BRD OF GEOLOGIST REGISTRATION	747	0.00	127	0.00	127	0.00	853	0.00	0.00
COMM FOR DEAF-CERT OF INTERPRE	313	0.00	661	0.00	661	0.00	701	0.00	0.00
SEC OF ST TECHNOLOGY TRUST	27,380	0.00	27,515	0.00	27,515	0.00	29,760	0.00	0.00
MO AIR EMISSION REDUCTION	11,383	0.00	20,391	0.00	20,391	0.00	20,705	0.00	0.00
MO NAT'L GUARD TRAINING SITE	1,345	0.00	1,957	0.00	1,957	0.00	2,037	0.00	0.00
STATEWIDE COURT AUTOMATION	35,587	0.00	42,633	0.00	42,633	0.00	51,572	0.00	0.00
NURSING FAC QUALITY OF CARE	14,604	0.00	25,624	0.00	25,624	0.00	32,861	0.00	0.00
HEALTH INITIATIVES	432,667	0.00	458,068	0.00	458,068	0.00	458,068	0.00	0.00
MO EMPOWERMENT SCHOLARSHIP	0	0.00	0	0.00	0	0.00	182	0.00	0.00
PEACE OFFICER STAN & TRAIN COM	5,204	0.00	5,091	0.00	5,091	0.00	5,412	0.00	0.00
INDEPENDENT LIVING CENTER	1,712	0.00	1,850	0.00	1,850	0.00	1,972	0.00	0.00
GAMING COMMISSION FUND	396,103	0.00	424,625	0.00	424,625	0.00	421,468	0.00	0.00
MENTAL HEALTH EARNINGS FUND	47,254	0.00	54,902	0.00	54,902	0.00	49,068	0.00	0.00
BINGO PROCEEDS FOR EDUCATION	8,835	0.00	12,998	0.00	12,998	0.00	14,205	0.00	0.00
GRADE CROSSING SAFETY ACCOUNT	14,004	0.00	12,438	0.00	12,438	0.00	13,310	0.00	0.00
ANIMAL HEALTH LABORATORY FEES	7,889	0.00	7,049	0.00	7,049	0.00	7,553	0.00	0.00
MAMMOGRAPHY	848	0.00	822	0.00	822	0.00	846	0.00	0.00
ANIMAL CARE RESERVE	5,350	0.00	5,760	0.00	5,760	0.00	6,058	0.00	0.00
HIGHWAY PATROL INSPECTION	9,758	0.00	8,685	0.00	8,685	0.00	9,204	0.00	0.00
MO PUBLIC HEALTH SERVICES	63,981	0.00	67,288	0.00	67,288	0.00	67,120	0.00	0.00

1/19/24 12:30

im_disummary

DECISION ITEM SUMMARY

Budget Unit									
Decision Item	FY 2023	FY 2023	FY 2024	FY 2024	FY 2025	FY 2025	FY 2025	FY 2025	FY 2025
Budget Object Summary	ACTUAL	ACTUAL	BUDGET	BUDGET	DEPT REQ	DEPT REQ	GOV REC	GOV REC	GOV REC
Fund	DOLLAR	FTE	DOLLAR	FTE	DOLLAR	FTE	DOLLAR	FTE	DOLLAR
CENTRAL SVS ALLOCATION TRANSFER									
CORE									
FUND TRANSFERS									
LIVESTOCK BRANDS	254	0.00	169	0.00	169	0.00	290	0.00	0.00
VETERANS' COMMISSION CI TRUST	1,092	0.00	1,147	0.00	1,147	0.00	6,568	0.00	0.00
MISSOURI STATE WATER PATROL	47,446	0.00	47,204	0.00	47,204	0.00	47,204	0.00	0.00
COMMODITY COUNCIL MERCHANISING	914	0.00	887	0.00	887	0.00	948	0.00	0.00
FEDERAL SURPLUS PROPERTY	990	0.00	1,834	0.00	1,834	0.00	1,279	0.00	0.00
SP ANIMAL FAC LOAN PROGRAM	1,547	0.00	571	0.00	571	0.00	986	0.00	0.00
STATE FAIR FEE	13,775	0.00	47,993	0.00	47,993	0.00	49,561	0.00	0.00
STATE PARKS EARNINGS	133,825	0.00	133,674	0.00	133,674	0.00	136,731	0.00	0.00
SR SVCS GRTH AND DEV PGM FUND	0	0.00	0	0.00	0	0.00	282	0.00	0.00
NATURAL RESOURCES REVOLVING SE	512	0.00	819	0.00	819	0.00	639	0.00	0.00
AGRI LAND SURVEY REVOLVING SER	1,738	0.00	1,799	0.00	1,799	0.00	1,918	0.00	0.00
HISTORIC PRESERVATION REVOLV	0	0.00	0	0.00	0	0.00	442	0.00	0.00
HABILITATION CENTER ROOM & BRD	28,872	0.00	26,415	0.00	26,415	0.00	27,293	0.00	0.00
MO VETERANS HOMES	155,268	0.00	246,600	0.00	246,600	0.00	241,787	0.00	0.00
INDUSTRIAL HEMP FUND	1,683	0.00	1,102	0.00	1,102	0.00	0	0.00	0.00
FASTTRACK WORKFORCE INCENTIVE	225	0.00	213	0.00	213	0.00	1,954	0.00	0.00
DUAL CREDIT SCHOLARSHIP FUND	0	0.00	0	0.00	0	0.00	825	0.00	0.00
OIL AND GAS RESOURCES FUND	452	0.00	463	0.00	463	0.00	626	0.00	0.00
DIV ALCOHOL & TOBACCO CTRL	44,589	0.00	40,622	0.00	40,622	0.00	43,007	0.00	0.00
STATUTORY REVISION	512	0.00	547	0.00	547	0.00	524	0.00	0.00
DIVISION OF CREDIT UNIONS	16,818	0.00	16,169	0.00	16,169	0.00	19,364	0.00	0.00
DIV SAVINGS & LOAN SUPERVISION	449	0.00	397	0.00	397	0.00	505	0.00	0.00
DIVISION OF FINANCE	109,951	0.00	117,923	0.00	117,923	0.00	125,515	0.00	0.00
INSURANCE EXAMINERS FUND	41,222	0.00	38,428	0.00	38,428	0.00	47,314	0.00	0.00
NATURAL RESOURCES PROTECTION	25,359	0.00	23,327	0.00	23,327	0.00	21,867	0.00	0.00
DEAF RELAY SER & EQ DIST PRGM	6,379	0.00	5,771	0.00	5,771	0.00	13,735	0.00	0.00
MO RE APPRS AND APPRMGMT COMPS	6,628	0.00	5,975	0.00	5,975	0.00	2,692	0.00	0.00
ENDOWED CARE CEMETERY AUDIT	809	0.00	870	0.00	870	0.00	835	0.00	0.00
PROF & PRACT NURSING LOANS	10,731	0.00	627	0.00	627	0.00	11,052	0.00	0.00
INSURANCE DEDICATED FUND	210,024	0.00	208,930	0.00	208,930	0.00	222,576	0.00	0.00
NRP-WATER POLLUTION PERMIT FEE	46,704	0.00	50,466	0.00	50,466	0.00	47,200	0.00	0.00
SOLID WASTE MGMT-SCRAP TIRE	19,735	0.00	28,853	0.00	28,853	0.00	27,321	0.00	0.00
SOLID WASTE MANAGEMENT	124,040	0.00	128,333	0.00	128,333	0.00	119,824	0.00	0.00

1/19/24 12:30

im_disummary

DECISION ITEM SUMMARY

Budget Unit									
Decision Item	FY 2023	FY 2023	FY 2024	FY 2024	FY 2025	FY 2025	FY 2025	FY 2025	FY 2025
Budget Object Summary	ACTUAL	ACTUAL	BUDGET	BUDGET	DEPT REQ	DEPT REQ	GOV REC	GOV REC	GOV REC
Fund	DOLLAR	FTE	DOLLAR	FTE	DOLLAR	FTE	DOLLAR	FTE	DOLLAR
CENTRAL SVS ALLOCATION TRANSFER									
CORE									
FUND TRANSFERS									
LICENSED SOCIAL WORKERS	2,753	0.00	2,883	0.00	2,883	0.00	3,258	0.00	0.00
METALLIC MINERALS WASTE MGMT	917	0.00	792	0.00	792	0.00	876	0.00	0.00
LOCAL RECORDS PRESERVATION	12,741	0.00	10,125	0.00	10,125	0.00	11,143	0.00	0.00
SPINAL CORD INJURY	5,626	0.00	3,706	0.00	3,706	0.00	3,942	0.00	0.00
VETERANS' TRUST FUND	0	0.00	0	0.00	0	0.00	109	0.00	0.00
STATE COMMITTEE OF PSYCHOLOGST	474	0.00	5,902	0.00	5,902	0.00	546	0.00	0.00
MANUFACTURED HOUSING FUND	5,011	0.00	5,443	0.00	5,443	0.00	8,683	0.00	0.00
PORT AUTHORITY AIM ZONE FUND	0	0.00	5,235	0.00	5,235	0.00	1,977	0.00	0.00
NRP-AIR POLLUTION ASBESTOS FEE	5,737	0.00	5,342	0.00	5,342	0.00	5,999	0.00	0.00
PETROLEUM STORAGE TANK INS	105,520	0.00	125,328	0.00	125,328	0.00	125,328	0.00	0.00
UNDERGROUND STOR TANK REG PROG	1,847	0.00	633	0.00	633	0.00	548	0.00	0.00
CHEMICAL EMERGENCY PREPAREDNES	7,485	0.00	7,786	0.00	7,786	0.00	9,424	0.00	0.00
MOTOR VEHICLE COMMISSION	5,051	0.00	13,112	0.00	13,112	0.00	6,315	0.00	0.00
HEALTH SPA REGULATORY FUND	137	0.00	121	0.00	121	0.00	104	0.00	0.00
MISSOURI CASA	680	0.00	611	0.00	611	0.00	689	0.00	0.00
STATE FORENSIC LABORATORY	4,230	0.00	4,113	0.00	4,113	0.00	4,425	0.00	0.00
SERVICES TO VICTIMS	10,834	0.00	10,874	0.00	10,874	0.00	10,407	0.00	0.00
NRP-AIR POLLUTION PERMIT FEE	53,762	0.00	57,076	0.00	57,076	0.00	62,696	0.00	0.00
MO ONE START JOB DEVELOPMENT	163	0.00	0	0.00	0	0.00	400	0.00	0.00
PUBLIC SERVICE COMMISSION	179,060	0.00	189,402	0.00	189,402	0.00	198,106	0.00	0.00
DEPT OF REVENUE INFORMATION	6,291	0.00	5,492	0.00	5,492	0.00	4,998	0.00	0.00
DOSS EDUCATIONAL IMPROVEMENT	0	0.00	24,000	0.00	24,000	0.00	24,000	0.00	0.00
TORT VICTIMS' COMPENSATION	100,956	0.00	124,022	0.00	124,022	0.00	124,022	0.00	0.00
HEALTHY FAMILIES TRUST	674,651	0.00	708,861	0.00	708,861	0.00	599,285	0.00	0.00
BOARD OF ACCOUNTANCY	6,183	0.00	5,669	0.00	5,669	0.00	6,448	0.00	0.00
BOARD OF PODIATRIC MEDICINE	0	0.00	547	0.00	547	0.00	0	0.00	0.00
BOARD OF CHIROPRACTIC EXAMINER	2,795	0.00	321	0.00	321	0.00	2,793	0.00	0.00
MERCHANDISE PRACTICES	97,296	0.00	93,034	0.00	93,034	0.00	87,167	0.00	0.00
BOARD OF EMBALM & FUN DIR	4,492	0.00	7,257	0.00	7,257	0.00	4,812	0.00	0.00
BOARD OF REG FOR HEALING ARTS	25,944	0.00	31,268	0.00	31,268	0.00	27,829	0.00	0.00
BOARD OF NURSING	48,935	0.00	48,070	0.00	48,070	0.00	74,693	0.00	0.00
OPTOMETRY FUND	1,784	0.00	125	0.00	125	0.00	1,872	0.00	0.00
BOARD OF PHARMACY	20,112	0.00	23,435	0.00	23,435	0.00	30,231	0.00	0.00

1/19/24 12:30

im_disummary

DECISION ITEM SUMMARY

Budget Unit									
Decision Item	FY 2023	FY 2023	FY 2024	FY 2024	FY 2025	FY 2025	FY 2025	FY 2025	FY 2025
Budget Object Summary	ACTUAL	ACTUAL	BUDGET	BUDGET	DEPT REQ	DEPT REQ	GOV REC	GOV REC	GOV REC
Fund	DOLLAR	FTE	DOLLAR	FTE	DOLLAR	FTE	DOLLAR	FTE	DOLLAR
CENTRAL SVS ALLOCATION TRANSFER									
CORE									
FUND TRANSFERS									
MO REAL ESTATE COMMISSION	21,241	0.00	11,578	0.00	11,578	0.00	19,184	0.00	0.00
VETERINARY MEDICAL BOARD	2,201	0.00	2,165	0.00	2,165	0.00	2,341	0.00	0.00
MILK INSPECTION FEES	10,966	0.00	9,980	0.00	9,980	0.00	9,435	0.00	0.00
DEPT HEALTH & SR SV DOCUMENT	433	0.00	311	0.00	311	0.00	401	0.00	0.00
GRAIN INSPECTION FEES	34,713	0.00	32,675	0.00	32,675	0.00	32,756	0.00	0.00
PETITION AUDIT REVOLVING TRUST	14,825	0.00	12,220	0.00	12,220	0.00	6,107	0.00	0.00
EXCELLENCE IN EDUCATION	7,905	0.00	16,201	0.00	16,201	0.00	24,818	0.00	0.00
WORKERS COMPENSATION	146,416	0.00	167,620	0.00	167,620	0.00	207,366	0.00	0.00
WORKERS COMP-SECOND INJURY	675,487	0.00	906,712	0.00	906,712	0.00	846,919	0.00	0.00
ENVIRONMENTAL RADIATION MONITR	1,010	0.00	1,732	0.00	1,732	0.00	1,340	0.00	0.00
RAILROAD EXPENSE	11,182	0.00	11,442	0.00	11,442	0.00	11,003	0.00	0.00
GROUNDWATER PROTECTION	8,256	0.00	9,756	0.00	9,756	0.00	10,744	0.00	0.00
PETROLEUM INSPECTION FUND	33,029	0.00	31,990	0.00	31,990	0.00	32,343	0.00	0.00
ANTITRUST REVOLVING	2,228	0.00	2,000	0.00	2,000	0.00	0	0.00	0.00
ENERGY SET-ASIDE PROGRAM	5,572	0.00	6,125	0.00	6,125	0.00	8,471	0.00	0.00
MISSOURI LAND SURVEY FUND	14,078	0.00	11,094	0.00	11,094	0.00	12,613	0.00	0.00
LEGAL DEFENSE AND DEFENDER	3,321	0.00	2,308	0.00	2,308	0.00	2,408	0.00	0.00
CRIMINAL RECORD SYSTEM	0	0.00	0	0.00	0	0.00	160	0.00	0.00
COMMITTEE OF PROF COUNSELORS	3,022	0.00	1,264	0.00	1,264	0.00	4,947	0.00	0.00
HIGHWAY PATROL ACADEMY	1,375	0.00	2,316	0.00	2,316	0.00	2,446	0.00	0.00
HAZARDOUS WASTE FUND	38,362	0.00	44,047	0.00	44,047	0.00	49,008	0.00	0.00
DENTAL BOARD FUND	8,134	0.00	887	0.00	887	0.00	8,300	0.00	0.00
BRD OF ARCH,ENG,LND SUR,LND AR	6,604	0.00	6,614	0.00	6,614	0.00	7,023	0.00	0.00
SAFE DRINKING WATER FUND	46,133	0.00	47,592	0.00	47,592	0.00	84,976	0.00	0.00
MO OFFICE OF PROSECUTION SERV	12,148	0.00	10,977	0.00	10,977	0.00	11,569	0.00	0.00
CRIME VICTIMS COMP FUND	32,296	0.00	33,834	0.00	33,834	0.00	35,384	0.00	0.00
AGRICULTURE BUSINESS DEVELOPMT	0	0.00	0	0.00	0	0.00	167	0.00	0.00
ATHLETIC FUND	876	0.00	3,720	0.00	3,720	0.00	4,354	0.00	0.00
CHILDREN'S TRUST	1,793	0.00	1,636	0.00	1,636	0.00	2,020	0.00	0.00
HP MTR VEHICLE/AIRCRAFT/WTRCRAFT	5,663	0.00	3,267	0.00	3,267	0.00	2,851	0.00	0.00
MOTOR VEHICLE ADMIN TECH	0	0.00	75,265	0.00	75,265	0.00	181,560	0.00	0.00
MERAMEC-ONONDAGA STATE PARKS	0	0.00	0	0.00	0	0.00	170	0.00	0.00
OPIOID TREATMENT AND RECOVERY	94,704	0.00	105,032	0.00	105,032	0.00	0	0.00	0.00

1/19/24 12:30

im_disummary

DECISION ITEM SUMMARY

Budget Unit									
Decision Item	FY 2023	FY 2023	FY 2024	FY 2024	FY 2025	FY 2025	FY 2025	FY 2025	FY 2025
Budget Object Summary	ACTUAL	ACTUAL	BUDGET	BUDGET	DEPT REQ	DEPT REQ	GOV REC	GOV REC	GOV REC
Fund	DOLLAR	FTE	DOLLAR	FTE	DOLLAR	FTE	DOLLAR	FTE	DOLLAR
CENTRAL SVS ALLOCATION TRANSFER									
CORE									
FUND TRANSFERS									
MO ELECTRICAL INDUSTRY LIC	934	0.00	317	0.00	317	0.00	313	0.00	0.00
PROP SCHOOL CERT FUND	2,487	0.00	2,559	0.00	2,559	0.00	2,977	0.00	0.00
JUVENILE JUSTICE FUND	0	0.00	10,000	0.00	10,000	0.00	10,000	0.00	0.00
BRAIN INJURY FUND	3,440	0.00	3,700	0.00	3,700	0.00	3,944	0.00	0.00
BOILER & PRESSURE VESSELS SAFE	6,894	0.00	6,098	0.00	6,098	0.00	6,252	0.00	0.00
BASIC CIVIL LEGAL SERVICES	31,971	0.00	31,783	0.00	31,783	0.00	34,772	0.00	0.00
HIGHWAY PATROL TRAFFIC RECORDS	1,581	0.00	1,626	0.00	1,626	0.00	1,850	0.00	0.00
LIFE SCIENCES RESEARCH TRUST	339,073	0.00	340,182	0.00	340,182	0.00	280,505	0.00	0.00
DNA PROFILING ANALYSIS	7,794	0.00	8,352	0.00	8,352	0.00	8,585	0.00	0.00
DEP OF REVENUE SPECIALTY PLATE	102	0.00	0	0.00	0	0.00	500	0.00	0.00
MISSOURI RX PLAN FUND	8,544	0.00	9,482	0.00	9,482	0.00	9,103	0.00	0.00
PUTATIVE FATHER REGISTRY	1,382	0.00	1,446	0.00	1,446	0.00	1,253	0.00	0.00
ASSISTIVE TECHNOLOGY TRUST	0	0.00	672	0.00	672	0.00	1,433	0.00	0.00
ECON DEVELOP ADVANCEMENT FUND	57,965	0.00	57,715	0.00	57,715	0.00	56,661	0.00	0.00
BRD OF COSMETOLOGY & BARBER EX	3,498	0.00	22,989	0.00	22,989	0.00	13,416	0.00	0.00
MISSOURI WINE AND GRAPE FUND	18,668	0.00	17,186	0.00	17,186	0.00	16,369	0.00	0.00
PART C EARLY INTERVENTION FUND	236	0.00	367	0.00	367	0.00	1,253	0.00	0.00
ACCESS MO FINANCIAL ASSISTANCE	318	0.00	360	0.00	360	0.00	3,182	0.00	0.00
GEOLOGIC RESOURCES FUND	1,768	0.00	1,759	0.00	1,759	0.00	1,939	0.00	0.00
BOARD OF PI&PI FIRE EXAMINERS	373	0.00	1,713	0.00	1,713	0.00	400	0.00	0.00
MO EXPLOSIVES SAFETY ACT ADMIN	1,666	0.00	2,122	0.00	2,122	0.00	2,313	0.00	0.00
FAMILY TRUST COMPANY FUND	147	0.00	10,000	0.00	10,000	0.00	103	0.00	0.00
MP WRP RENEWABLE WATER PROGRAM	252	0.00	716	0.00	716	0.00	8,970	0.00	0.00
MARITAL & FAMILY THERAPISTS	0	0.00	526	0.00	526	0.00	133	0.00	0.00
FIRE EDUCATION FUND	1,538	0.00	1,521	0.00	1,521	0.00	1,722	0.00	0.00
BOLL WEEVIL SUPPRESS & ERADICAT	0	0.00	149	0.00	149	0.00	0	0.00	0.00
CHILD LABOR ENFORCEMENT	105	0.00	271	0.00	271	0.00	191	0.00	0.00
INMATE INCAR REIMB ACT REVOLV	4,280	0.00	1,933	0.00	1,933	0.00	3,949	0.00	0.00
INVESTOR EDUC & PROTECTION	1,305	0.00	4,067	0.00	4,067	0.00	4,117	0.00	0.00
RESPIRATORY CARE PRACTITIONERS	688	0.00	941	0.00	941	0.00	718	0.00	0.00
CONCENT ANIMAL FEEDING	0	0.00	0	0.00	0	0.00	109	0.00	0.00
STATE TRANSPORT ASSIST REVOLV	359	0.00	217	0.00	217	0.00	908	0.00	0.00
CRIM JUSTICE NETWORK/TECH REVO	8,019	0.00	8,317	0.00	8,317	0.00	8,771	0.00	0.00

1/19/24 12:30

im_disummary

DECISION ITEM SUMMARY

Budget Unit									
Decision Item	FY 2023	FY 2023	FY 2024	FY 2024	FY 2025	FY 2025	FY 2025	FY 2025	FY 2025
Budget Object Summary	ACTUAL	ACTUAL	BUDGET	BUDGET	DEPT REQ	DEPT REQ	GOV REC	GOV REC	GOV REC
Fund	DOLLAR	FTE	DOLLAR	FTE	DOLLAR	FTE	DOLLAR	FTE	DOLLAR
CENTRAL SVS ALLOCATION TRANSFER									
CORE									
FUND TRANSFERS									
MO OFFICE-PROSECUTION SERVICES	236	0.00	624	0.00	624	0.00	551	0.00	0.00
MO BRD OCCUPATIONAL THERAPY	1,111	0.00	304	0.00	304	0.00	1,298	0.00	0.00
MO CORONERS TRAINING FUND	2,264	0.00	3,004	0.00	3,004	0.00	3,073	0.00	0.00
DOM RELATIONS RESOLUTION-JUD	2,020	0.00	1,929	0.00	1,929	0.00	2,120	0.00	0.00
CORR SUBSTANCE ABUSE EARNINGS	177	0.00	149	0.00	149	0.00	191	0.00	0.00
MO WINE MARKETING/RESEARCH DEV	195	0.00	274	0.00	274	0.00	265	0.00	0.00
DIETITIAN	138	0.00	482	0.00	482	0.00	147	0.00	0.00
EARLY CHILDHOOD DEV EDU/CARE	342,811	0.00	392,098	0.00	392,098	0.00	390,242	0.00	0.00
MODEX	4,048	0.00	4,574	0.00	4,574	0.00	5,053	0.00	0.00
PRETRIAL WITNESS PROTECTION	0	0.00	0	0.00	0	0.00	384	0.00	0.00
KIDS' CHANCE SCHOLARSHIP	0	0.00	0	0.00	0	0.00	206	0.00	0.00
ACUPUNCTURIST	0	0.00	0	0.00	0	0.00	106	0.00	0.00
TATTOO	2,408	0.00	1,262	0.00	1,262	0.00	1,084	0.00	0.00
MASSAGE THERAPY	5,097	0.00	753	0.00	753	0.00	5,266	0.00	0.00
PREMIUM	136,082	0.00	154,599	0.00	154,599	0.00	142,133	0.00	0.00
AGRIMISSOURI	475	0.00	1,051	0.00	1,051	0.00	1,110	0.00	0.00
CHILDHOOD LEAD TESTING	0	0.00	126	0.00	126	0.00	0	0.00	0.00
NATIONAL GUARD TRUST	141	0.00	136	0.00	136	0.00	898	0.00	0.00
AGRICULTURE DEVELOPMENT	737	0.00	951	0.00	951	0.00	1,727	0.00	0.00
MINED LAND RECLAMATION	5,948	0.00	6,100	0.00	6,100	0.00	6,649	0.00	0.00
INSTITUTION GIFT TRUST	0	0.00	2,240	0.00	2,240	0.00	1,568	0.00	0.00
MENTAL HEALTH TRUST	340	0.00	277	0.00	277	0.00	1,233	0.00	0.00
SEC OF ST-WOLFNER LIBRARY	0	0.00	0	0.00	0	0.00	132	0.00	0.00
ENERGY FUTURES FUND	1,509	0.00	1,149	0.00	1,149	0.00	3,009	0.00	0.00
CIG FIRE SAFE & FIREFIGHTER PR	131	0.00	0	0.00	0	0.00	715	0.00	0.00
SPECIAL EMPLOYMENT SECURITY	58,370	0.00	103,352	0.00	103,352	0.00	101,586	0.00	0.00
AVIATION TRUST FUND	23,653	0.00	80,840	0.00	80,840	0.00	77,319	0.00	0.00
UNEMPLOYMENT AUTOMATION	0	0.00	0	0.00	0	0.00	43,301	0.00	0.00
AGRICULTURE PROTECTION	119,679	0.00	121,188	0.00	121,188	0.00	121,003	0.00	0.00
MINE INSPECTION	609	0.00	601	0.00	601	0.00	492	0.00	0.00
LARGE CARNIVORE	0	0.00	0	0.00	0	0.00	104	0.00	0.00

1/19/24 12:30

im_disummary

DECISION ITEM SUMMARY

Budget Unit								
Decision Item	FY 2023	FY 2023	FY 2024	FY 2024	FY 2025	FY 2025	FY 2025	FY 2025
Budget Object Summary	ACTUAL	ACTUAL	BUDGET	BUDGET	DEPT REQ	DEPT REQ	GOV REC	GOV REC
Fund	DOLLAR	FTE	DOLLAR	FTE	DOLLAR	FTE	DOLLAR	FTE
CENTRAL SVS ALLOCATION TRNSFER								
CORE								
FUND TRANSFERS								
MEDICAID PROVIDER ENROLLMENT	3,308	0.00	4,410	0.00	4,410	0.00	3,480	0.00
TOTAL - TRF	8,616,665	0.00	9,923,817	0.00	9,923,817	0.00	9,923,817	0.00
TOTAL	8,616,665	0.00	9,923,817	0.00	9,923,817	0.00	9,923,817	0.00
GRAND TOTAL	\$8,616,665	0.00	\$9,923,817	0.00	\$9,923,817	0.00	\$9,923,817	0.00

DECISION ITEM DETAIL

Budget Unit	FY 2023	FY 2023	FY 2024	FY 2024	FY 2025	FY 2025	FY 2025	FY 2025
Decision Item	ACTUAL	ACTUAL	BUDGET	BUDGET	DEPT REQ	DEPT REQ	GOV REC	GOV REC
Budget Object Class	DOLLAR	FTE	DOLLAR	FTE	DOLLAR	FTE	DOLLAR	FTE
CENTRAL SVS ALLOCATION TRANSFER								
CORE								
TRANSFERS OUT	8,616,665	0.00	9,923,817	0.00	9,923,817	0.00	9,923,817	0.00
TOTAL - TRF	8,616,665	0.00	9,923,817	0.00	9,923,817	0.00	9,923,817	0.00
GRAND TOTAL	\$8,616,665	0.00	\$9,923,817	0.00	\$9,923,817	0.00	\$9,923,817	0.00
GENERAL REVENUE	\$0	0.00	\$0	0.00	\$0	0.00	\$0	0.00
FEDERAL FUNDS	\$0	0.00	\$0	0.00	\$0	0.00	\$0	0.00
OTHER FUNDS	\$8,616,665	0.00	\$9,923,817	0.00	\$9,923,817	0.00	\$9,923,817	0.00

CORE DECISION ITEM

Department Office of Administration	Budget Unit <u>32606C</u>
Division Administrative Disbursements	
Core Statewide Dues Allocation	HB Section <u>5.290</u>

1. CORE FINANCIAL SUMMARY

	FY 2025 Budget Request					FY 2025 Governor's Recommendation			
	GR	Federal	Other	Total		GR	Federal	Other	Total
PS	0	0	0	0	PS	0	0	0	0
EE	222,000	0	0	222,000	EE	222,000	0	0	222,000
PSD	0	0	0	0	PSD	0	0	0	0
TRF	0	0	0	0	TRF	0	0	0	0
Total	222,000	0	0	222,000	Total	222,000	0	0	222,000
FTE	0.00	0.00	0.00	0.00	FTE	0.00	0.00	0.00	0.00

Est. Fringe	0	0	0	0
--------------------	---	---	---	---

Note: Fringes budgeted in House Bill 5 except for certain fringes budgeted directly to MoDOT, Highway Patrol, and Conservation.

Est. Fringe	0	0	0	0
--------------------	---	---	---	---

Note: Fringes budgeted in House Bill 5 except for certain fringes budgeted directly to MoDOT, Highway Patrol, and Conservation.

Other Funds: _____

2. CORE DESCRIPTION

To fund costs for statewide dues.

3. PROGRAM LISTING (list programs included in this core funding)

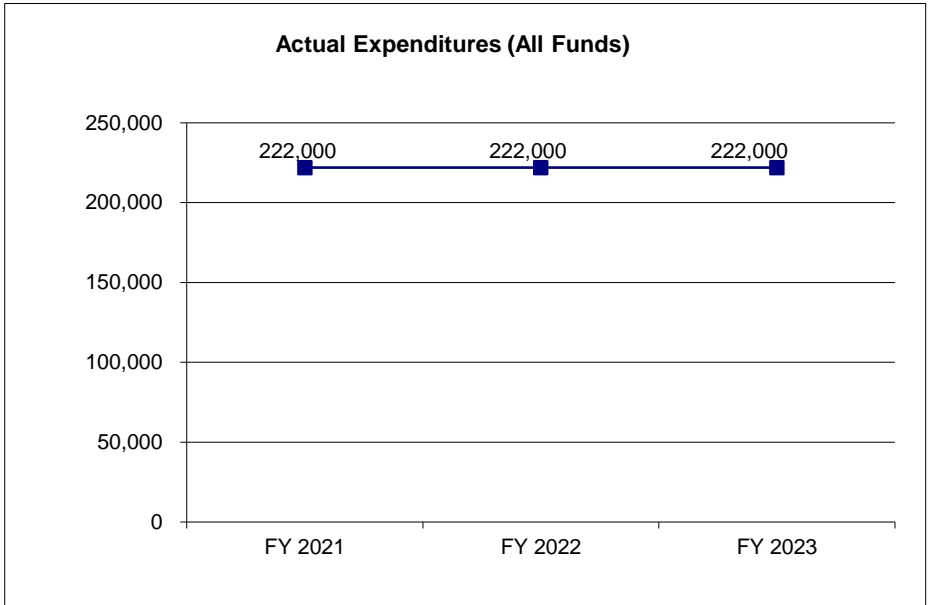
N/A

CORE DECISION ITEM

Department Office of Administration	Budget Unit <u>32606C</u>
Division Administrative Disbursements	
Core Statewide Dues Allocation	HB Section <u>5.290</u>

4. FINANCIAL HISTORY

	<u>FY 2021 Actual</u>	<u>FY 2022 Actual</u>	<u>FY 2023 Actual</u>	<u>FY 2024 Current Yr.</u>
Appropriation (All Funds)	222,000	222,000	222,000	222,000
Less Reverted (All Funds)	0	0	0	0
Less Restricted (All Funds)*	0	0	0	0
Budget Authority (All Funds)	<u>222,000</u>	<u>222,000</u>	<u>222,000</u>	<u>222,000</u>
Actual Expenditures (All Funds)	<u>222,000</u>	<u>222,000</u>	<u>222,000</u>	N/A
Unexpended (All Funds)	<u>0</u>	<u>0</u>	<u>0</u>	N/A
Unexpended, by Fund:				
General Revenue	0	0	0	N/A
Federal	0	0	0	N/A
Other	0	0	0	N/A



*Restricted amount is as of ____

Reverted includes the statutory three-percent reserve amount (when applicable).

Restricted includes any Governor's Expenditure Restrictions which remained at the end of the fiscal year (when applicable).

NOTES:

CORE RECONCILIATION DETAIL

STATE
STATEWIDE DUES

5. CORE RECONCILIATION DETAIL

	Budget Class	FTE	GR	Federal	Other	Total	Explanation
TAFP AFTER VETOES							
	EE	0.00	222,000	0	0	222,000	
	Total	0.00	222,000	0	0	222,000	
DEPARTMENT CORE REQUEST							
	EE	0.00	222,000	0	0	222,000	
	Total	0.00	222,000	0	0	222,000	
GOVERNOR'S RECOMMENDED CORE							
	EE	0.00	222,000	0	0	222,000	
	Total	0.00	222,000	0	0	222,000	

DECISION ITEM SUMMARY

Budget Unit								
Decision Item	FY 2023	FY 2023	FY 2024	FY 2024	FY 2025	FY 2025	FY 2025	FY 2025
Budget Object Summary	ACTUAL	ACTUAL	BUDGET	BUDGET	DEPT REQ	DEPT REQ	GOV REC	GOV REC
Fund	DOLLAR	FTE	DOLLAR	FTE	DOLLAR	FTE	DOLLAR	FTE
STATEWIDE DUES								
CORE								
EXPENSE & EQUIPMENT								
GENERAL REVENUE	222,000	0.00	222,000	0.00	222,000	0.00	222,000	0.00
TOTAL - EE	222,000	0.00	222,000	0.00	222,000	0.00	222,000	0.00
TOTAL	222,000	0.00	222,000	0.00	222,000	0.00	222,000	0.00
GRAND TOTAL	\$222,000	0.00	\$222,000	0.00	\$222,000	0.00	\$222,000	0.00

DECISION ITEM DETAIL

Budget Unit	FY 2023	FY 2023	FY 2024	FY 2024	FY 2025	FY 2025	FY 2025	FY 2025
Decision Item	ACTUAL	ACTUAL	BUDGET	BUDGET	DEPT REQ	DEPT REQ	GOV REC	GOV REC
Budget Object Class	DOLLAR	FTE	DOLLAR	FTE	DOLLAR	FTE	DOLLAR	FTE
STATEWIDE DUES								
CORE								
PROFESSIONAL DEVELOPMENT	222,000	0.00	222,000	0.00	222,000	0.00	222,000	0.00
TOTAL - EE	222,000	0.00	222,000	0.00	222,000	0.00	222,000	0.00
GRAND TOTAL	\$222,000	0.00	\$222,000	0.00	\$222,000	0.00	\$222,000	0.00
GENERAL REVENUE	\$222,000	0.00	\$222,000	0.00	\$222,000	0.00	\$222,000	0.00
FEDERAL FUNDS	\$0	0.00	\$0	0.00	\$0	0.00	\$0	0.00
OTHER FUNDS	\$0	0.00	\$0	0.00	\$0	0.00	\$0	0.00

CORE DECISION ITEM

Department	Office of Administration	Budget Unit	<u>32319</u>
Division	Administrative Disbursements		
Core -	Flood Control Leases	HB Section	<u>5.295</u>

1. CORE FINANCIAL SUMMARY

	FY 2025 Budget Request					FY 2025 Governor's Recommendation			
	GR	Federal	Other	Total		GR	Federal	Other	Total
PS	0	0	0	0	PS	0	0	0	0
EE	0	0	0	0	EE	0	0	0	0
PSD	0	1,800,000	0	1,800,000	PSD	0	1,800,000	0	1,800,000
TRF	0	0	0	0	TRF	0	0	0	0
Total	0	1,800,000	0	1,800,000	Total	0	1,800,000	0	1,800,000
FTE	0.00	0.00	0.00	0.00	FTE	0.00	0.00	0.00	0.00
Est. Fringe	0	0	0	0	Est. Fringe	0	0	0	0
<i>Note: Fringes budgeted in House Bill 5 except for certain fringes budgeted directly to MoDOT, Highway Patrol, and Conservation.</i>					<i>Note: Fringes budgeted in House Bill 5 except for certain fringes budgeted directly to MoDOT, Highway Patrol, and Conservation.</i>				
Other Funds:	Office of Administration - Federal and Other - (0135)				Other Funds:				

2. CORE DESCRIPTION

Flood Control Program: The Department of Defense/US Army Corps of Engineers disburses 75% of funds received from lands acquired for Flood Control, Navigation, and Allied Purposes to compensate local taxing units for the loss of taxes from federally acquired lands. Counties receiving the funds expend the money for the benefit of public schools and public roads in the county.

3. PROGRAM LISTING (list programs included in this core funding)

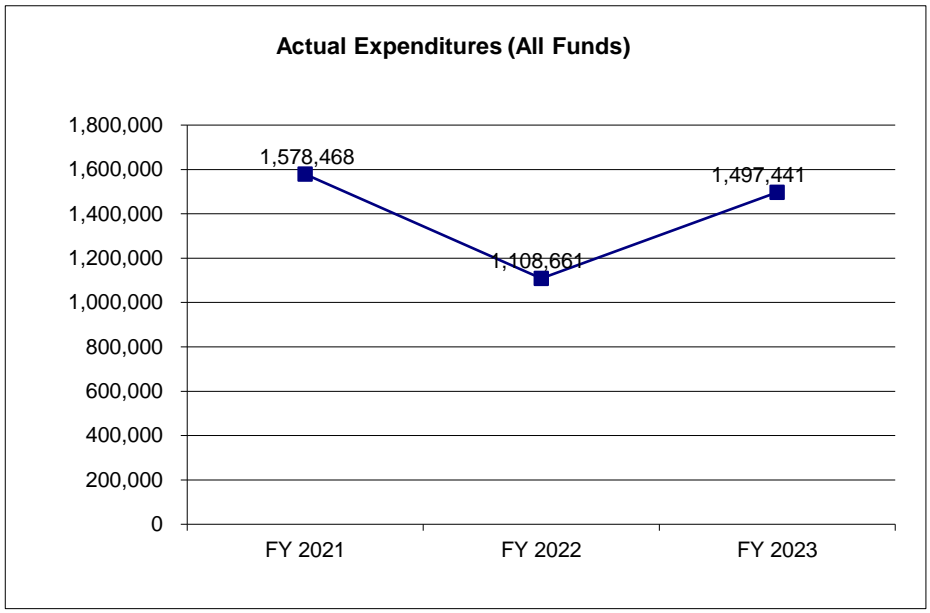
Distribution of Federal Payments to Counties

CORE DECISION ITEM

Department	Office of Administration	Budget Unit	32319
Division	Administrative Disbursements		
Core -	Flood Control Leases	HB Section	5.295

4. FINANCIAL HISTORY

	FY 2021 Actual	FY 2022 Actual	FY 2023 Actual	FY 2024 Current Yr.
Appropriation (All Funds)	1,800,000	1,800,000	1,800,000	1,800,000
Less Reverted (All Funds)	0	0	0	0
Less Restricted (All Funds)*	0	0	0	0
Budget Authority (All Funds)	1,800,000	1,800,000	1,800,000	1,800,000
Actual Expenditures (All Funds)	1,578,468	1,108,661	1,497,441	N/A
Unexpended (All Funds)	221,532	691,339	302,559	N/A
Unexpended, by Fund:				
General Revenue	0	0	0	N/A
Federal	221,532	691,339	302,559	N/A
Other	0	0	0	N/A



Reverted includes the statutory three percent reserve amount (when applicable).

Restricted includes any Governor's expenditure restrictions which remained at the end of the fiscal year (when applicable).

NOTES:

CORE RECONCILIATION DETAIL

**STATE
FLOOD CONTROL**

5. CORE RECONCILIATION DETAIL

	Budget Class	FTE	GR	Federal	Other	Total	Explanation
TAFP AFTER VETOES	PD	0.00	0	1,800,000	0	1,800,000	
	Total	0.00	0	1,800,000	0	1,800,000	
DEPARTMENT CORE REQUEST	PD	0.00	0	1,800,000	0	1,800,000	
	Total	0.00	0	1,800,000	0	1,800,000	
GOVERNOR'S RECOMMENDED CORE	PD	0.00	0	1,800,000	0	1,800,000	
	Total	0.00	0	1,800,000	0	1,800,000	

DECISION ITEM SUMMARY

Budget Unit								
Decision Item	FY 2023	FY 2023	FY 2024	FY 2024	FY 2025	FY 2025	FY 2025	FY 2025
Budget Object Summary	ACTUAL	ACTUAL	BUDGET	BUDGET	DEPT REQ	DEPT REQ	GOV REC	GOV REC
Fund	DOLLAR	FTE	DOLLAR	FTE	DOLLAR	FTE	DOLLAR	FTE
FLOOD CONTROL								
CORE								
PROGRAM-SPECIFIC								
OA-FEDERAL AND OTHER	1,497,441	0.00	1,800,000	0.00	1,800,000	0.00	1,800,000	0.00
TOTAL - PD	1,497,441	0.00	1,800,000	0.00	1,800,000	0.00	1,800,000	0.00
TOTAL	1,497,441	0.00	1,800,000	0.00	1,800,000	0.00	1,800,000	0.00
GRAND TOTAL	\$1,497,441	0.00	\$1,800,000	0.00	\$1,800,000	0.00	\$1,800,000	0.00

DECISION ITEM DETAIL

Budget Unit	FY 2023	FY 2023	FY 2024	FY 2024	FY 2025	FY 2025	FY 2025	FY 2025
Decision Item	ACTUAL	ACTUAL	BUDGET	BUDGET	DEPT REQ	DEPT REQ	GOV REC	GOV REC
Budget Object Class	DOLLAR	FTE	DOLLAR	FTE	DOLLAR	FTE	DOLLAR	FTE
FLOOD CONTROL								
CORE								
PROGRAM DISTRIBUTIONS	1,497,441	0.00	1,800,000	0.00	1,800,000	0.00	1,800,000	0.00
TOTAL - PD	1,497,441	0.00	1,800,000	0.00	1,800,000	0.00	1,800,000	0.00
GRAND TOTAL	\$1,497,441	0.00	\$1,800,000	0.00	\$1,800,000	0.00	\$1,800,000	0.00
GENERAL REVENUE	\$0	0.00	\$0	0.00	\$0	0.00	\$0	0.00
FEDERAL FUNDS	\$1,497,441	0.00	\$1,800,000	0.00	\$1,800,000	0.00	\$1,800,000	0.00
OTHER FUNDS	\$0	0.00	\$0	0.00	\$0	0.00	\$0	0.00

CORE DECISION ITEM

Department	Office of Administration	Budget Unit	<u>32319</u>
Division	Administrative Disbursements		
Core -	National Forest Reserves	HB Section	<u>5.300</u>

1. CORE FINANCIAL SUMMARY

	FY 2025 Budget Request			
	GR	Federal	Other	Total
PS	0	0	0	0
EE	0	0	0	0
PSD	0	6,500,000	0	6,500,000
TRF	0	0	0	0
Total	0	6,500,000	0	6,500,000
FTE	0.00	0.00	0.00	0.00

	FY 2025 Governor's Recommendation			
	GR	Federal	Other	Total
PS	0	0	0	0
EE	0	0	0	0
PSD	0	6,500,000	0	6,500,000
TRF	0	0	0	0
Total	0	6,500,000	0	6,500,000
FTE	0.00	0.00	0.00	0.00

Est. Fringe	0	0	0	0
--------------------	---	---	---	---

Note: Fringes budgeted in House Bill 5 except for certain fringes budgeted directly to MoDOT, Highway Patrol, and Conservation.

Est. Fringe	0	0	0	0
--------------------	---	---	---	---

Note: Fringes budgeted in House Bill 5 except for certain fringes budgeted directly to MoDOT, Highway Patrol, and Conservation.

Other Funds: Office of Administration - Federal and Other - (0135)

Other Funds:

2. CORE DESCRIPTION

National Forest Reserve Program: This program distributes funding to counties in which National Forests are located. Revenue is received by the federal government for mineral leases, rentals, concessions, and timber from National Forest lands. A quarter of the revenue is returned to the states. The Office of Administration acts as a 'pass-through' agent, distributing the revenue to the counties according to a schedule provided by the U.S. Departments of Agriculture and Interior. Counties receiving the funds expend the money for the benefit of public schools and public roads in the county.

3. PROGRAM LISTING (list programs included in this core funding)

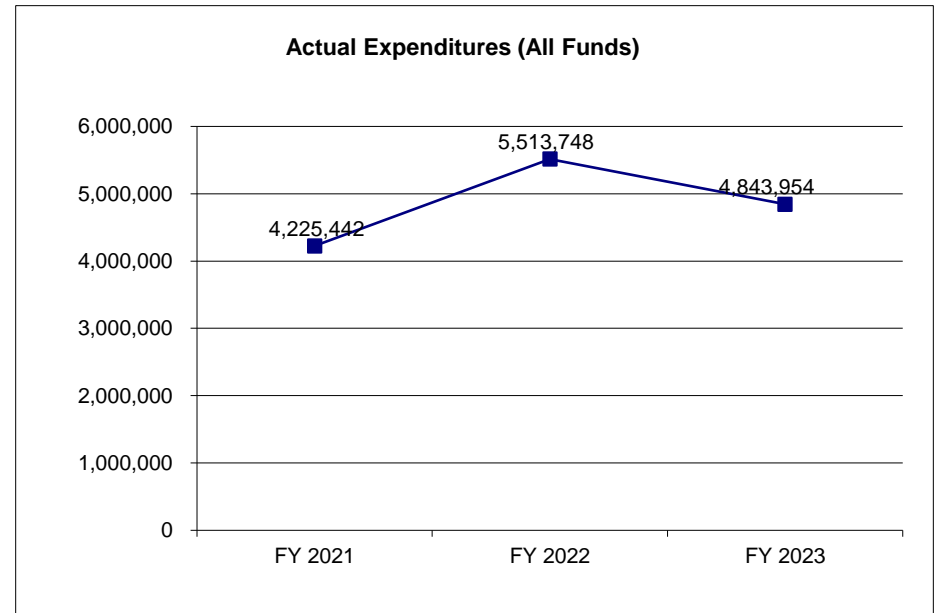
Distribution of Federal Payments to Counties

CORE DECISION ITEM

Department	Office of Administration	Budget Unit	<u>32319</u>
Division	Administrative Disbursements	HB Section	<u>5.300</u>
Core -	National Forest Reserves		

4. FINANCIAL HISTORY

	FY 2021 Actual	FY 2022 Actual	FY 2023 Actual	FY 2024 Current Yr.
Appropriation (All Funds)	8,000,000	8,000,000	6,500,000	6,500,000
Less Reverted (All Funds)	0	0	0	0
Less Restricted (All Funds)*	0	0	0	0
Budget Authority (All Funds)	8,000,000	8,000,000	6,500,000	6,500,000
Actual Expenditures (All Funds)	4,225,442	5,513,748	4,843,954	N/A
Unexpended (All Funds)	3,774,558	2,486,252	1,656,046	N/A
Unexpended, by Fund:				
General Revenue	0	0	0	N/A
Federal	2,274,558	2,486,252	1,656,046	N/A
Other	0	0	0	N/A



Reverted includes the statutory three percent reserve amount (when applicable).

Restricted includes any Governor's expenditure restrictions which remained at the end of the fiscal year (when applicable).

NOTES:

CORE RECONCILIATION DETAIL

STATE
NATIONAL FOREST RESERV

5. CORE RECONCILIATION DETAIL

	Budget Class	FTE	GR	Federal	Other	Total	Explanation
TAFP AFTER VETOES							
	PD	0.00	0	6,500,000	0	6,500,000	
	Total	0.00	0	6,500,000	0	6,500,000	
DEPARTMENT CORE REQUEST							
	PD	0.00	0	6,500,000	0	6,500,000	
	Total	0.00	0	6,500,000	0	6,500,000	
GOVERNOR'S RECOMMENDED CORE							
	PD	0.00	0	6,500,000	0	6,500,000	
	Total	0.00	0	6,500,000	0	6,500,000	

DECISION ITEM SUMMARY

Budget Unit								
Decision Item	FY 2023	FY 2023	FY 2024	FY 2024	FY 2025	FY 2025	FY 2025	FY 2025
Budget Object Summary	ACTUAL	ACTUAL	BUDGET	BUDGET	DEPT REQ	DEPT REQ	GOV REC	GOV REC
Fund	DOLLAR	FTE	DOLLAR	FTE	DOLLAR	FTE	DOLLAR	FTE
NATIONAL FOREST RESERV								
CORE								
PROGRAM-SPECIFIC								
OA-FEDERAL AND OTHER	4,843,954	0.00	6,500,000	0.00	6,500,000	0.00	6,500,000	0.00
TOTAL - PD	4,843,954	0.00	6,500,000	0.00	6,500,000	0.00	6,500,000	0.00
TOTAL	4,843,954	0.00	6,500,000	0.00	6,500,000	0.00	6,500,000	0.00
GRAND TOTAL	\$4,843,954	0.00	\$6,500,000	0.00	\$6,500,000	0.00	\$6,500,000	0.00

1/19/24 12:30

im_disummary

FLEXIBILITY REQUEST FORM

BUDGET UNIT NUMBER: 32319 & 32325	DEPARTMENT: Office of Administration
BUDGET UNIT NAME: Flood Control & National Forest	
HOUSE BILL SECTION: 5.295 & 5.300	DIVISION: Administrative Disbursements

1. Provide the amount by fund of personal service flexibility and the amount by fund of expense and equipment flexibility you are requesting in dollar and percentage terms and explain why the flexibility is needed. If flexibility is being requested among divisions, provide the amount by fund of flexibility you are requesting in dollar and percentage terms and explain why the flexibility is needed.

DEPARTMENT REQUEST

This request is for 25% flex between flood control and national forest appropriations due to the variability of federal appropriations and the impacts of sequestration. (Same as FY23 TAFP).

2. Estimate how much flexibility will be used for the budget year. How much flexibility was used in the Prior Year Budget and the Current Year Budget? Please specify the amount.

PRIOR YEAR ACTUAL AMOUNT OF FLEXIBILITY USED	CURRENT YEAR ESTIMATED AMOUNT OF FLEXIBILITY THAT WILL BE USED	BUDGET REQUEST ESTIMATED AMOUNT OF FLEXIBILITY THAT WILL BE USED
0	1,500,000	1,500,000

3. Please explain how flexibility was used in the prior and/or current years.

PRIOR YEAR EXPLAIN ACTUAL USE	CURRENT YEAR EXPLAIN PLANNED USE
N/A	The Federal Government is arguably paying in arrears after not distributing flood money in FY17. If the federal payments become current again, flex will be needed to distribute the funds.

DECISION ITEM DETAIL

Budget Unit	FY 2023	FY 2023	FY 2024	FY 2024	FY 2025	FY 2025	FY 2025	FY 2025
Decision Item	ACTUAL	ACTUAL	BUDGET	BUDGET	DEPT REQ	DEPT REQ	GOV REC	GOV REC
Budget Object Class	DOLLAR	FTE	DOLLAR	FTE	DOLLAR	FTE	DOLLAR	FTE
NATIONAL FOREST RESERV								
CORE								
PROGRAM DISTRIBUTIONS	4,843,954	0.00	6,500,000	0.00	6,500,000	0.00	6,500,000	0.00
TOTAL - PD	4,843,954	0.00	6,500,000	0.00	6,500,000	0.00	6,500,000	0.00
GRAND TOTAL	\$4,843,954	0.00	\$6,500,000	0.00	\$6,500,000	0.00	\$6,500,000	0.00
GENERAL REVENUE	\$0	0.00	\$0	0.00	\$0	0.00	\$0	0.00
FEDERAL FUNDS	\$4,843,954	0.00	\$6,500,000	0.00	\$6,500,000	0.00	\$6,500,000	0.00
OTHER FUNDS	\$0	0.00	\$0	0.00	\$0	0.00	\$0	0.00

PROGRAM DESCRIPTION

Department Office of Administration **HB Section(s):** 5.295 and 5.300
Program Name Distribution of Federal Payments to Counties
Program is found in the following core budget(s): Flood Control Leases and National Forest Reserves

	National Forest	Flood Control	TOTAL
FEDERAL	6,500,000	1,800,000	8,300,000

1a. What strategic priority does this program address?

Timely distribution of federal money received.

1b. What does this program do?

For Flood Control Leases, the Army Corps of Engineers distributes 75% of receipts from lands acquired for flood control purposes. For National Forest Acquired Lands and Schools and Roads - Grants to States, the U.S. Departments of Agriculture and Interior/Bureau of Land Management distribute a portion of the National Forest Acquired Lands receipts they receive from the Mark Twain National Forest lands.

The Department of the Interior, Office of Natural Resource Revenue, distributes money for subsurface revenues on a monthly basis. Schools and Roads - Grants to States and Flood Control Lease monies are received annually. The Office of Administration monitors receipts, maintains payment schedules, communicates with counties, and sends payments as specified. Funds are to be used for the benefit of public schools and roads in the county in which the government land is located.

2a. Provide an activity measure(s) for the program.

Compliance with federal and state laws

2b. Provide a measure(s) of the program's quality.

Payments made in accordance with federal government instructions.

2c. Provide a measure(s) of the program's impact.

Thirty counties served for Schools and Roads - Grants to States and National Forest Acquired Lands. Thirty-three counties served for Flood Control

2d. Provide a measure(s) of the program's efficiency.

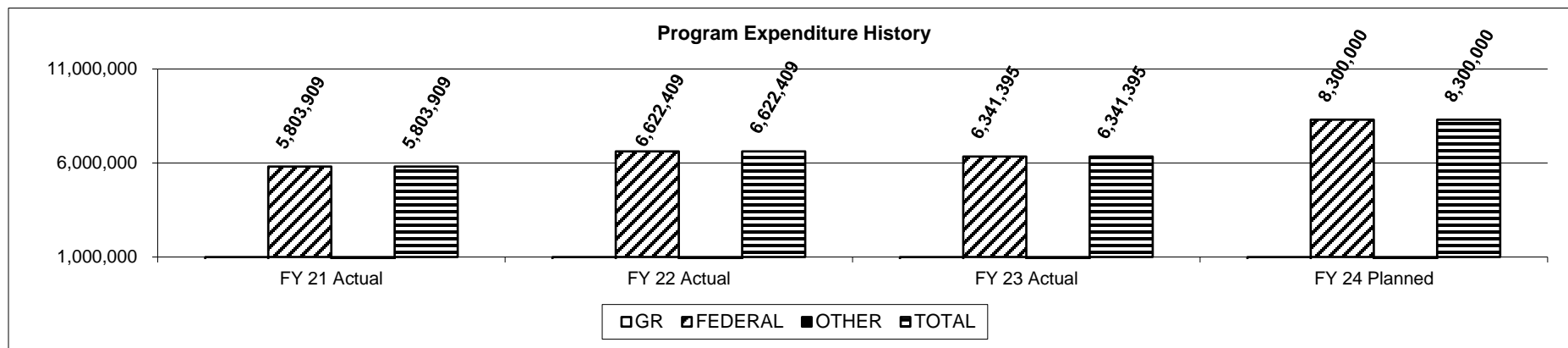
Funding is distributed to counties within one week of receipt of annual federal receipts for Schools and Roads - Grants to States and Flood Control Leases. In FY23, there were payments made to 29 counties.

Funding is received monthly for National Forest Acquired Lands and distributed to counties annually. In FY23, there were payments made to 29 counties.

PROGRAM DESCRIPTION

Department Office of Administration **HB Section(s):** 5.295 and 5.300
Program Name Distribution of Federal Payments to Counties
Program is found in the following core budget(s): Flood Control Leases and National Forest Reserves

3. Provide actual expenditures for the prior three fiscal years and planned expenditures for the current fiscal year. (Note: Amounts do not include fringe benefit costs.)



4. What are the sources of the "Other " funds?

N/A

5. What is the authorization for this program, i.e., federal or state statute, etc.? (Include the federal program number, if applicable.)

Flood Control Leases: 33 USC 701c3; State: Section 12.080, 12.090, and 12.100, RSMo; CFDA #12.112
 Schools and Roads - Grants to States: Secure Rural Schools and Community Self Determination Act of 2000, Division C, Section 601(a), 16. U.S.C. 7101-7153; 16 U.S.C. 500.; CFDA #10.665
 National Forest Acquired Lands: Minerals, Lands and Mining, 30 U.S.C 191(a), 355(b); Conservation, 16 U.S.C 499-500.; CFDA #15.438

6. Are there federal matching requirements? If yes, please explain.

No

7. Is this a federal mandated program? If yes, please explain.

It is part of federal law.

CORE DECISION ITEM

Department	Office of Administration	Budget Unit	<u>32384</u>
Division	Administrative Disbursements		
Core -	Prosecutions-Crimes in Correctional Institutions/Capital Cases	HB Section	<u>5.305</u>

1. CORE FINANCIAL SUMMARY

	FY 2025 Budget Request					FY 2025 Governor's Recommendation			
	GR	Federal	Other	Total		GR	Federal	Other	Total
PS	0	0	0	0	PS	0	0	0	0
EE	0	0	0	0	EE	0	0	0	0
PSD	30,000	0	0	30,000	PSD	30,000	0	0	30,000
TRF	0	0	0	0	TRF	0	0	0	0
Total	<u>30,000</u>	<u>0</u>	<u>0</u>	<u>30,000</u>	Total	<u>30,000</u>	<u>0</u>	<u>0</u>	<u>30,000</u>
FTE	0.00	0.00	0.00	0.00	FTE	0.00	0.00	0.00	0.00

Est. Fringe	0	0	0	0
<i>Note: Fringes budgeted in House Bill 5 except for certain fringes budgeted directly to MoDOT, Highway Patrol, and Conservation.</i>				

Est. Fringe	0	0	0	0
<i>Note: Fringes budgeted in House Bill 5 except for certain fringes budgeted directly to MoDOT, Highway Patrol, and Conservation.</i>				

Other Funds:

Other Funds:

2. CORE DESCRIPTION

Pursuant to Section 50.850, RSMo, the Office of Administration may reimburse counties, out of funds appropriated by the general assembly, for expenses related to the prosecution of crimes occurring within institutions under the supervision and management of the Department of Corrections. Reimbursements are not to exceed 50% of expenses, and the amount of reimbursement may be based on the number of cases referred, filed, or tried.

Pursuant to Section 50.853, RSMo, the Office of Administration may reimburse counties of the third and fourth class, out of funds appropriated by the general assembly, for expenses related to the trial of capital cases. The reimbursements are not to exceed 50% of actual expenses, and are "limited to counties which were, at the time of the trial, in a negative financial situation."

3. PROGRAM LISTING (list programs included in this core funding)

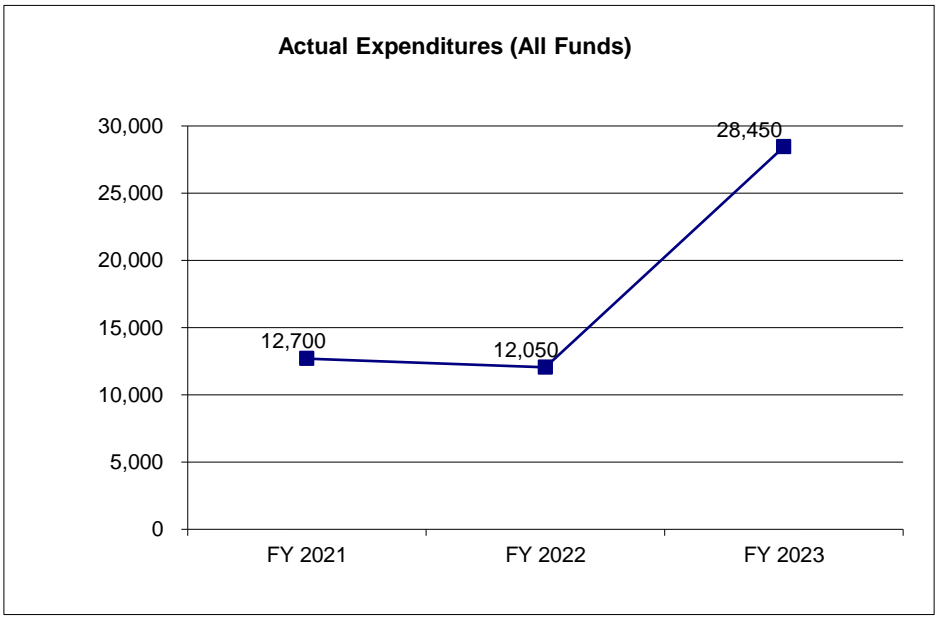
Prosecutions - Crimes in Correctional Institutions/Capital Cases

CORE DECISION ITEM

Department	Office of Administration	Budget Unit	32384
Division	Administrative Disbursements		
Core -	Prosecutions-Crimes in Correctional Institutions/Capital Cases	HB Section	5.305

4. FINANCIAL HISTORY

	FY 2021	FY 2022	FY 2023	FY 2024
	Actual	Actual	Actual	Current Yr.
Appropriation (All Funds)	30,000	30,000	30,000	30,000
Less Reverted (All Funds)	0	0	0	0
Less Restricted (All Funds)*	0	0	0	0
Budget Authority (All Funds)	30,000	30,000	30,000	30,000
Actual Expenditures (All Funds)	12,700	12,050	28,450	N/A
Unexpended (All Funds)	17,300	17,950	1,550	N/A
Unexpended, by Fund:				
General Revenue	17,300	17,950	1,550	N/A
Federal	0	0	0	N/A
Other	0	0	0	N/A



Reverted includes the statutory three percent reserve amount (when applicable).

Restricted includes any Governor's expenditure restrictions which remained at the end of the fiscal year (when applicable).

NOTES:

CORE RECONCILIATION DETAIL

**STATE
HB 1340 PROSECUTIONS/CAP CASE**

5. CORE RECONCILIATION DETAIL

	Budget Class	FTE	GR	Federal	Other	Total	Explanation
TAFP AFTER VETOES							
	PD	0.00	30,000	0	0	30,000	
	Total	0.00	30,000	0	0	30,000	
DEPARTMENT CORE REQUEST							
	PD	0.00	30,000	0	0	30,000	
	Total	0.00	30,000	0	0	30,000	
GOVERNOR'S RECOMMENDED CORE							
	PD	0.00	30,000	0	0	30,000	
	Total	0.00	30,000	0	0	30,000	

DECISION ITEM SUMMARY

Budget Unit								
Decision Item	FY 2023	FY 2023	FY 2024	FY 2024	FY 2025	FY 2025	FY 2025	FY 2025
Budget Object Summary	ACTUAL	ACTUAL	BUDGET	BUDGET	DEPT REQ	DEPT REQ	GOV REC	GOV REC
Fund	DOLLAR	FTE	DOLLAR	FTE	DOLLAR	FTE	DOLLAR	FTE
HB 1340 PROSECUTIONS/CAP CASE								
CORE								
PROGRAM-SPECIFIC								
GENERAL REVENUE	28,450	0.00	30,000	0.00	30,000	0.00	30,000	0.00
TOTAL - PD	28,450	0.00	30,000	0.00	30,000	0.00	30,000	0.00
TOTAL	28,450	0.00	30,000	0.00	30,000	0.00	30,000	0.00
GRAND TOTAL	\$28,450	0.00	\$30,000	0.00	\$30,000	0.00	\$30,000	0.00

DECISION ITEM DETAIL

Budget Unit	FY 2023	FY 2023	FY 2024	FY 2024	FY 2025	FY 2025	FY 2025	FY 2025
Decision Item	ACTUAL	ACTUAL	BUDGET	BUDGET	DEPT REQ	DEPT REQ	GOV REC	GOV REC
Budget Object Class	DOLLAR	FTE	DOLLAR	FTE	DOLLAR	FTE	DOLLAR	FTE
HB 1340 PROSECUTIONS/CAP CASE								
CORE								
PROGRAM DISTRIBUTIONS	28,450	0.00	30,000	0.00	30,000	0.00	30,000	0.00
TOTAL - PD	28,450	0.00	30,000	0.00	30,000	0.00	30,000	0.00
GRAND TOTAL	\$28,450	0.00	\$30,000	0.00	\$30,000	0.00	\$30,000	0.00
GENERAL REVENUE	\$28,450	0.00	\$30,000	0.00	\$30,000	0.00	\$30,000	0.00
FEDERAL FUNDS	\$0	0.00	\$0	0.00	\$0	0.00	\$0	0.00
OTHER FUNDS	\$0	0.00	\$0	0.00	\$0	0.00	\$0	0.00

PROGRAM DESCRIPTION

Department	Office of Administration	HB Section(s): <u>5.305</u>
Program Name	Prosecutions-Crimes in Correctional Institutions/Capital Cases	
Program is found in the following core budget(s):	Prosecutions-Crimes in Correctional Institutions/Capital Cases	

1a. What strategic priority does this program address?

Reimbursement of prosecution costs.

1b. What does this program do?

The prosecution by counties of crimes occurring within institutions under the supervision and management of the Department of Corrections may be reimbursed by the Office of Administration (OA). Counties with state correctional institutions are: Audrain (Vandalia), Callaway (Fulton), Cole (Jefferson City), Cooper (Boonville), DeKalb (Cameron), Livingston (Chillicothe), Nodaway (Maryville), Moniteau (Tipton), Pike (Bowling Green), Randolph (Moberly), St. Francois (Farmington), St. Louis (Pacific), Texas (Licking), Washington (Potosi), and Webster (Ozark). Reimbursements are not to exceed 50% of expenses, and the amount of reimbursement may be based on the number of cases referred, filed, or tried. Also, OA may reimburse counties of the 3rd and 4th class for expenses related to trial of capital cases, if the counties, at the time of trial, are in a negative financial situation. Reimbursements may not exceed 50% of actual expenses.

2a. Provide an activity measure(s) for the program.

Compliance with statutes.

2b. Provide a measure(s) of the program's quality.

0 complaints received.

2c. Provide a measure(s) of the program's impact.

Number served:

0 - 15 Counties for Crimes in Correctional Institutions

0 - 91 3rd and 4th Class Counties

2d. Provide a measure(s) of the program's efficiency.

Payments made as requested by counties. In FY23, there were payments made to 5 counties.

PROGRAM DESCRIPTION

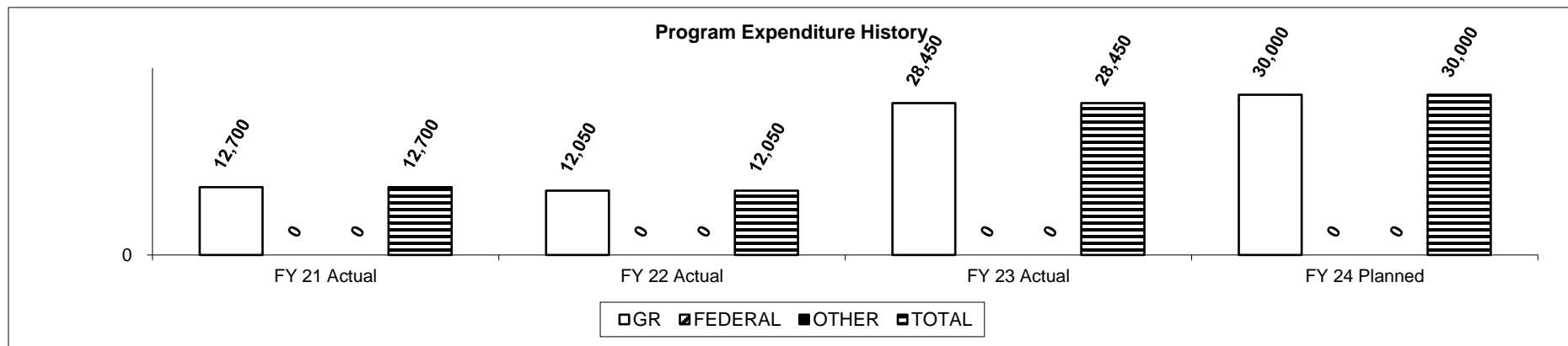
Department Office of Administration

HB Section(s): 5.305

Program Name Prosecutions-Crimes in Correctional Institutions/Capital Cases

Program is found in the following core budget(s): Prosecutions-Crimes in Correctional Institutions/Capital Cases

3. Provide actual expenditures for the prior three fiscal years and planned expenditures for the current fiscal year. (Note: Amounts do not include fringe benefit costs.)



4. What are the sources of the "Other " funds?

N/A

5. What is the authorization for this program, i.e., federal or state statute, etc.? (Include the federal program number, if applicable.)

Section 50.850 and 50.853, RSMo

6. Are there federal matching requirements? If yes, please explain.

No

7. Is this a federally mandated program? If yes, please explain.

No

CORE DECISION ITEM

Department <u>Regional Planning Commission</u>	Budget Unit <u>32393C</u>
Division <u>Administrative Disbursements</u>	
Core <u>Regional Planning Commission</u>	HB Section <u>5.310</u>

1. CORE FINANCIAL SUMMARY

	FY 2025 Budget Request					FY 2025 Governor's Recommendation			
	GR	Federal	Other	Total		GR	Federal	Other	Total
PS	0	0	0	0	PS	0	0	0	0
EE	0	0	0	0	EE	0	0	0	0
PSD	560,000	0	0	560,000	PSD	560,000	0	0	560,000
TRF	0	0	0	0	TRF	0	0	0	0
Total	560,000	0	0	560,000	Total	560,000	0	0	560,000
FTE	0.00	0.00	0.00	0.00	FTE	0.00	0.00	0.00	0.00

Est. Fringe	0	0	0	0
--------------------	---	---	---	---

Note: Fringes budgeted in House Bill 5 except for certain fringes budgeted directly to MoDOT, Highway Patrol, and Conservation.

Est. Fringe	0	0	0	0
--------------------	---	---	---	---

Note: Fringes budgeted in House Bill 5 except for certain fringes budgeted directly to MoDOT, Highway Patrol, and Conservation.

Other Funds: _____

2. CORE DESCRIPTION

Funds appropriated for grants to qualified Regional Planning Commissions are distributed in accordance with statutes. Section 251.034, RSMo states that "Payments made under Sections 251.032 to 251.038 to the various regional planning commissions shall be distributed on a matching basis of one-half state funds for one-half local funds. No local unit shall receive any payment without providing the matching funds required. The state funds so allocated shall not exceed the sum of sixty-five thousand dollars each for the East-West Gateway Coordinating Council and the Mid-America Regional Council. The remaining allocated state funds shall not exceed the sum of twenty-five thousand dollars for each of the following regional planning commissions:..." (South Central Ozark, Ozark Foothills, Green Hills, Pioneer Trails, Bootheel, Harry S Truman, Mark Twain, Mo-Kan, Southeast Missouri, Boonslick, Northwest Missouri, Mid-Missouri, Kaysinger Basin, Lake of the Ozarks, Meramec, Northeast Missouri, and Southwest Missouri).

3. PROGRAM LISTING (list programs included in this core funding)

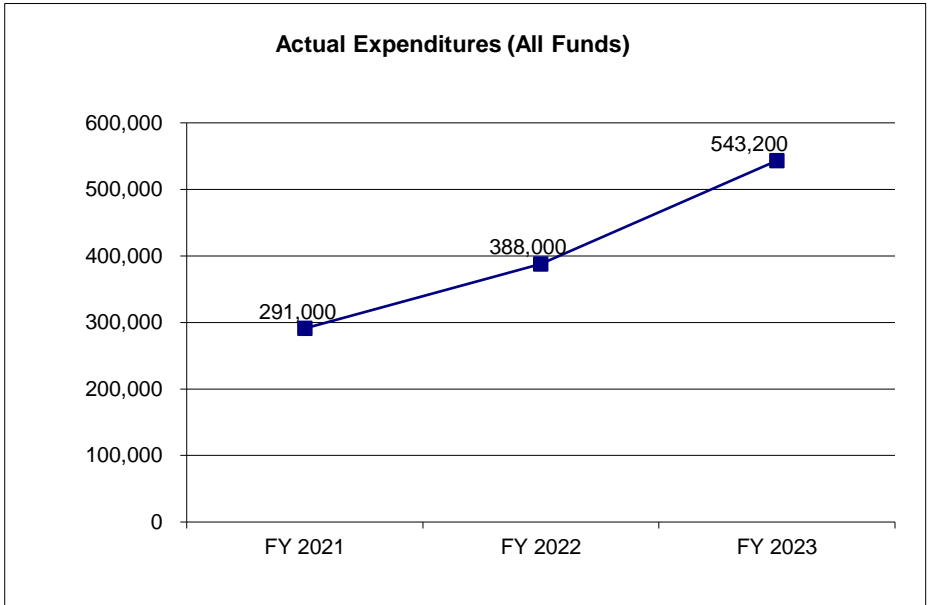
--

CORE DECISION ITEM

Department <u>Regional Planning Commission</u>	Budget Unit <u>32393C</u>
Division <u>Administrative Disbursements</u>	
Core <u>Regional Planning Commission</u>	HB Section <u>5.310</u>

4. FINANCIAL HISTORY

	FY 2021 Actual	FY 2022 Actual	FY 2023 Actual	FY 2024 Current Yr.
Appropriation (All Funds)	300,000	400,000	560,000	560,000
Less Reverted (All Funds)	(9,000)	(12,000)	(16,800)	(16,800)
Less Restricted (All Funds)*	0	0	0	0
Budget Authority (All Funds)	291,000	388,000	543,200	543,200
Actual Expenditures (All Funds)	291,000	388,000	543,200	N/A
Unexpended (All Funds)	0	0	0	N/A
Unexpended, by Fund:				
General Revenue	0	0	0	N/A
Federal	0	0	0	N/A
Other	0	0	0	N/A



*Restricted amount is as of ____

Reverted includes the statutory three-percent reserve amount (when applicable).

Restricted includes any Governor's Expenditure Restrictions which remained at the end of the fiscal year (when applicable).

NOTES:

CORE RECONCILIATION DETAIL

**STATE
REGIONAL PLANNING COMMISSION**

5. CORE RECONCILIATION DETAIL

	Budget Class	FTE	GR	Federal	Other	Total	Explanation
TAFP AFTER VETOES							
	PD	0.00	560,000	0	0	560,000	
	Total	0.00	560,000	0	0	560,000	
DEPARTMENT CORE REQUEST							
	PD	0.00	560,000	0	0	560,000	
	Total	0.00	560,000	0	0	560,000	
GOVERNOR'S RECOMMENDED CORE							
	PD	0.00	560,000	0	0	560,000	
	Total	0.00	560,000	0	0	560,000	

DECISION ITEM SUMMARY

Budget Unit								
Decision Item	FY 2023	FY 2023	FY 2024	FY 2024	FY 2025	FY 2025	FY 2025	FY 2025
Budget Object Summary	ACTUAL	ACTUAL	BUDGET	BUDGET	DEPT REQ	DEPT REQ	GOV REC	GOV REC
Fund	DOLLAR	FTE	DOLLAR	FTE	DOLLAR	FTE	DOLLAR	FTE
REGIONAL PLANNING COMMISSION								
CORE								
PROGRAM-SPECIFIC								
GENERAL REVENUE	543,200	0.00	560,000	0.00	560,000	0.00	560,000	0.00
TOTAL - PD	543,200	0.00	560,000	0.00	560,000	0.00	560,000	0.00
TOTAL	543,200	0.00	560,000	0.00	560,000	0.00	560,000	0.00
GRAND TOTAL	\$543,200	0.00	\$560,000	0.00	\$560,000	0.00	\$560,000	0.00

DECISION ITEM DETAIL

Budget Unit	FY 2023	FY 2023	FY 2024	FY 2024	FY 2025	FY 2025	FY 2025	FY 2025
Decision Item	ACTUAL	ACTUAL	BUDGET	BUDGET	DEPT REQ	DEPT REQ	GOV REC	GOV REC
Budget Object Class	DOLLAR	FTE	DOLLAR	FTE	DOLLAR	FTE	DOLLAR	FTE
REGIONAL PLANNING COMMISSION								
CORE								
PROGRAM DISTRIBUTIONS	543,200	0.00	560,000	0.00	560,000	0.00	560,000	0.00
TOTAL - PD	543,200	0.00	560,000	0.00	560,000	0.00	560,000	0.00
GRAND TOTAL	\$543,200	0.00	\$560,000	0.00	\$560,000	0.00	\$560,000	0.00
GENERAL REVENUE	\$543,200	0.00	\$560,000	0.00	\$560,000	0.00	\$560,000	0.00
FEDERAL FUNDS	\$0	0.00	\$0	0.00	\$0	0.00	\$0	0.00
OTHER FUNDS	\$0	0.00	\$0	0.00	\$0	0.00	\$0	0.00

NEW DECISION ITEM

RANK: _____ OF _____

Department	Office of Administration	Budget Unit	32394
Division	Administrative Disbursements	HB Section	5.315
DI Name	Elected Officials Transition	DI#	1300017

1. AMOUNT OF REQUEST

	FY 2025 Budget Request					FY 2025 Governor's Recommendation			
	GR	Federal	Other	Total		GR	Federal	Other	Total
PS	56,000	0	0	56,000	PS	56,000	0	0	56,000
EE	94,000	0	0	94,000	EE	94,000	0	0	94,000
PSD	0	0	0	0	PSD	0	0	0	0
TRF	0	0	0	0	TRF	0	0	0	0
Total	<u>150,000</u>	<u>0</u>	<u>0</u>	<u>150,000</u>	Total	<u>150,000</u>	<u>0</u>	<u>0</u>	<u>150,000</u>
FTE	0.00	0.00	0.00	0.00	FTE	0.00	0.00	0.00	0.00

Est. Fringe	17,976	0	0	17,976
--------------------	--------	---	---	--------

Note: Fringes budgeted in House Bill 5 except for certain fringes budgeted directly to MoDOT, Highway Patrol, and Conservation.

Est. Fringe	17,976	0	0	17,976
--------------------	--------	---	---	--------

Note: Fringes budgeted in House Bill 5 except for certain fringes budgeted directly to MoDOT, Highway Patrol, and Conservation.

Other Funds:

Other Funds:

2. THIS REQUEST CAN BE CATEGORIZED AS:

<input type="checkbox"/> New Legislation	<input type="checkbox"/> New Program	<input type="checkbox"/> Fund Switch
<input type="checkbox"/> Federal Mandate	<input type="checkbox"/> Program Expansion	<input type="checkbox"/> Cost to Continue
<input type="checkbox"/> GR Pick-Up	<input type="checkbox"/> Space Request	<input type="checkbox"/> Equipment Replacement
<input type="checkbox"/> Pay Plan	<input checked="" type="checkbox"/> Other: <u>Statutory Provision</u>	

3. WHY IS THIS FUNDING NEEDED? PROVIDE AN EXPLANATION FOR ITEMS CHECKED IN #2. INCLUDE THE FEDERAL OR STATE STATUTORY OR CONSTITUTIONAL AUTHORIZATION FOR THIS PROGRAM.

Sections 26.215, 28.300, 30.500, and 27.090, RSMo, provide that in each year in which a Governor, Lieutenant Governor, Secretary of State, State Treasurer, or Attorney General of this state are elected, and are not the incumbents at the time of election, funds and facilities for those officials, to be used by each of them in preparing an orderly transition of administrators, shall be provided.

The legislature shall appropriate to the commissioner of administration funds to be used only for the purpose of these transitions and to be expended during the transition period, and all funds not expended for this purpose during the transition period shall revert to general revenue.

NEW DECISION ITEM

RANK: _____ OF _____

Department	Office of Administration	Budget Unit	32394
Division	Administrative Disbursements		
DI Name	Elected Officials Transition	DI#1300017	HB Section
			5.315

4. DESCRIBE THE DETAILED ASSUMPTIONS USED TO DERIVE THE SPECIFIC REQUESTED AMOUNT. (How did you determine that the requested number of FTE were appropriate? From what source or standard did you derive the requested levels of funding? Were alternatives such as outsourcing or automation considered? If based on new legislation, does request tie to TAFP fiscal note? If not, explain why. Detail which portions of the request are one-times and how those amounts were calculated.)

Statutes provide specific amounts for the various elected officials to be used for transition expenses: Governor, \$100,000; Lt. Governor, \$5,000; Secretary of State, \$10,000; State Treasurer, \$10,000; and the Attorney General, \$10,000. Statutes also require that the Office of Administration provide space, equipment, telephone service, and furniture, and \$15,000 is requested to cover the costs of providing facilities operational the day following the election.

TOTAL \$150,000 GR

DETAILED INFORMATION

Estimates are based on budget object class expenditures that have been used for prior transitions. All costs are one-time.

Personal Service (BOBC 100)	\$ 56,000
Travel (BOBCs 140 and 160)	20,000
Supplies (BOBC 190)	21,000
Communication Services & Supplies (BOBC 340)	19,000
Professional Services (BOBC 400)	12,000
Equipment Leases and Rentals (BOBC 690)	21,000
Miscellaneous Expenses (BOBC 740)	<u>1,000</u>
TOTAL (all one-time)	\$ 150,000

NEW DECISION ITEM
RANK: _____ OF _____

Department	Office of Administration	Budget Unit	32394
Division	Administrative Disbursements		
DI Name	Elected Officials Transition	DI#1300017	HB Section 5.315

5. BREAK DOWN THE REQUEST BY BUDGET OBJECT CLASS, JOB CLASS, AND FUND SOURCE. IDENTIFY ONE-TIME COSTS.

Budget Object Class/Job Class	Dept Req GR DOLLARS	Dept Req GR FTE	Dept Req FED DOLLARS	Dept Req FED FTE	Dept Req OTHER DOLLARS	Dept Req OTHER FTE	Dept Req TOTAL DOLLARS	Dept Req TOTAL FTE	Dept Req One-Time DOLLARS
							0		
Total PS	56,000	0.0	0	0.0	0	0.0	56,000	0.0	0
Total EE	94,000		0		0		94,000		0
Program Distributions							0		
Total PSD	0		0		0		0		0
Transfers							0		
Total TRF	0		0		0		0		0
Grand Total	150,000	0.0	0	0.0	0	0.0	150,000	0.0	0

Budget Object Class/Job Class	Gov Rec GR DOLLARS	Gov Rec GR FTE	Gov Rec FED DOLLARS	Gov Rec FED FTE	Gov Rec OTHER DOLLARS	Gov Rec OTHER FTE	Gov Rec TOTAL DOLLARS	Gov Rec TOTAL FTE	Gov Rec One-Time DOLLARS
							0		
Total PS	56,000	0.0	0	0.0	0	0.0	56,000	0.0	0
Total EE	94,000		0		0		94,000		0
Program Distributions							0		
Total PSD	0		0		0		0		0
Transfers							0		
Total TRF	0		0		0		0		0
Grand Total	150,000	0.0	0	0.0	0	0.0	150,000	0.0	0

NEW DECISION ITEM

RANK: _____ OF _____

Department	Office of Administration	Budget Unit	32394
Division	Administrative Disbursements		
DI Name	Elected Officials Transition	DI#1300017	HB Section 5.315

6. PERFORMANCE MEASURES (If new decision item has an associated core, separately identify projected performance with & without additional funding.)

6a. Provide an activity measure(s) for the program.

Payments made in compliance with laws and regulations.

6b. Provide a measure(s) of the program's quality.

Incoming elected officials, staff, and constituents receive timely transition support.

6c. Provide a measure(s) of the program's impact.

Suppliers receive timely payment.

6d. Provide a measure(s) of the program's efficiency.

Incoming elected officials, staff, and constituents receive timely transition support.

7. STRATEGIES TO ACHIEVE THE PERFORMANCE MEASUREMENT TARGETS:

Provide timely support to ensure smooth transitions for newly elected officials.

DECISION ITEM SUMMARY

Budget Unit								
Decision Item	FY 2023	FY 2023	FY 2024	FY 2024	FY 2025	FY 2025	FY 2025	FY 2025
Budget Object Summary	ACTUAL	ACTUAL	BUDGET	BUDGET	DEPT REQ	DEPT REQ	GOV REC	GOV REC
Fund	DOLLAR	FTE	DOLLAR	FTE	DOLLAR	FTE	DOLLAR	FTE
ELECTED OFFICIALS TRANSITION COSTS								
CORE								
PERSONAL SERVICES								
GENERAL REVENUE	3,025	0.03	0	0.00	0	0.00	0	0.00
TOTAL - PS	3,025	0.03	0	0.00	0	0.00	0	0.00
TOTAL	3,025	0.03	0	0.00	0	0.00	0	0.00
Elected Officials Transition - 1300017								
PERSONAL SERVICES								
GENERAL REVENUE	0	0.00	0	0.00	56,000	0.00	56,000	0.00
TOTAL - PS	0	0.00	0	0.00	56,000	0.00	56,000	0.00
EXPENSE & EQUIPMENT								
GENERAL REVENUE	0	0.00	0	0.00	94,000	0.00	94,000	0.00
TOTAL - EE	0	0.00	0	0.00	94,000	0.00	94,000	0.00
TOTAL	0	0.00	0	0.00	150,000	0.00	150,000	0.00
GRAND TOTAL	\$3,025	0.03	\$0	0.00	\$150,000	0.00	\$150,000	0.00

DECISION ITEM DETAIL

Budget Unit	FY 2023	FY 2023	FY 2024	FY 2024	FY 2025	FY 2025	FY 2025	FY 2025
Decision Item	ACTUAL	ACTUAL	BUDGET	BUDGET	DEPT REQ	DEPT REQ	GOV REC	GOV REC
Budget Object Class	DOLLAR	FTE	DOLLAR	FTE	DOLLAR	FTE	DOLLAR	FTE
ELECTED OFFICIALS TRANSITION COSTS								
CORE								
HOURLY/INTERN	1,283	0.01	0	0.00	0	0.00	0	0.00
DEPUTY STATE TREASURER	1,004	0.01	0	0.00	0	0.00	0	0.00
CHIEF OF STAFF	738	0.01	0	0.00	0	0.00	0	0.00
TOTAL - PS	3,025	0.03	0	0.00	0	0.00	0	0.00
GRAND TOTAL	\$3,025	0.03	\$0	0.00	\$0	0.00	\$0	0.00
GENERAL REVENUE	\$3,025	0.03	\$0	0.00	\$0	0.00		0.00
FEDERAL FUNDS	\$0	0.00	\$0	0.00	\$0	0.00		0.00
OTHER FUNDS	\$0	0.00	\$0	0.00	\$0	0.00		0.00