

**MISSOURI**  
DEPARTMENT OF  
NATURAL RESOURCES

**FY 2026**

# **Budget Request**

**Programs Book**

## Contents

Overview .....	1	Historic Preservation Program Description .....	139
Department of Natural Resources Overview .....	1	Environmental Restoration Program Description.....	147
Environmental Highlights .....	2	Natural Resources Revolving Services Program Descr ...	154
Map of DNR Offices & State Parks and Historic Sites.....	3	Refund Accounts Program Description.....	156
State Auditors Reports - Federal Reviews - Sunset Act.....	4	Sales Tax Reimbursement to GR Program Description ...	158
Program Descriptions .....	7	EIERA Program Description .....	160
Department Operations Program Description.....	7	Petroleum Storage Tank Ins Fund Program Description ..	164
DEQ-Financial Assistance Center Program Description ....	12		
DEQ-Water Protection Program Description .....	19		
DEQ-Water Quality Monitoring (Elk River) Program Descr	37		
DEQ-Air Pollution Control Program Description .....	39		
DEQ-Environmental Remediation Program Description.....	50		
Petroleum Related Activities Program Description .....	61		
DEQ-Waste Management Program Description.....	68		
DEQ-Regional Offices Program Description.....	80		
DEQ-Environmental Services Program Description .....	86		
DEQ-Administration Program Description .....	93		
Missouri Geological Survey Program Description .....	100		
Clarence Cannon Dam Transfer & Payment Program Description.....	116		
Energy Program Description.....	118		
Appropriated Tax Credits Program Description .....	125		
Missouri State Parks Program Description .....	128		

## **Missouri Department of Natural Resources Overview**

Missouri is blessed with natural resource diversity and abundance like few other states in the nation. The Missouri Department of Natural Resources protects our air, land, water, and mineral resources; preserves our unique natural and historic places; and provides recreational and learning opportunities; while promoting the environmentally sound and energy-efficient operations of businesses, communities, agriculture, and industry for the benefit of all Missourians.

The department accomplishes its mission through the Division of Environmental Quality, Missouri State Parks, the Missouri Geological Survey, the Division of Energy, and the Division of Administrative Support. A number of boards and commissions also support and facilitate the department's role and responsibilities.

### **Environmental Quality**

The Division of Environmental Quality protects our air, land, and water and assists communities and businesses in complying with current regulations. The division also helps Missourians prevent pollution and protects the public from emissions in excess of permit limits, discharges, and waste disposal practices.

### **State Parks and Historic Sites**

Missouri State Parks preserves and interprets the state's most outstanding natural landscapes and cultural landmarks, while providing a variety of recreational and learning opportunities.

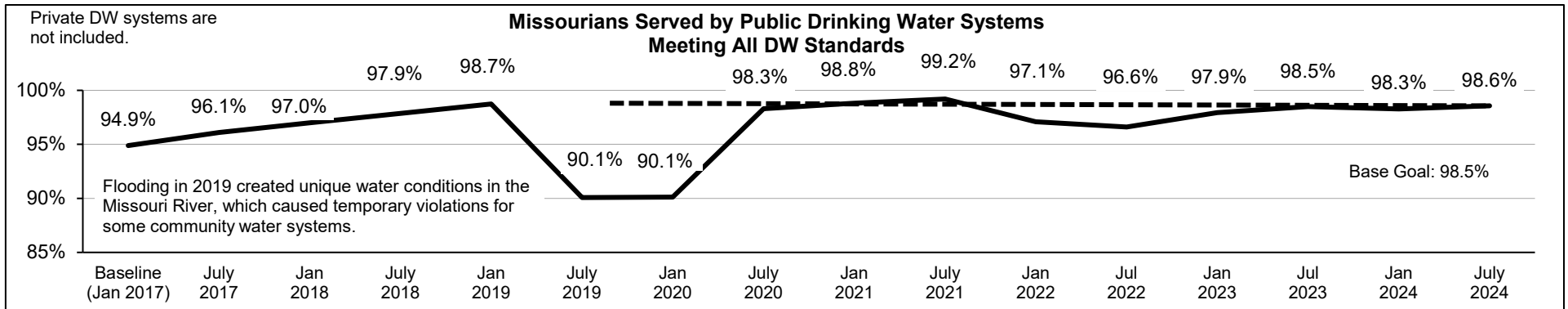
### **Geological Survey**

The Missouri Geological Survey provides reliable scientific information, promotes informed decision-making about Missouri's natural resources, protects the environment, and encourages economic development. The division plans for Missouri's comprehensive water needs by examining both surface and groundwater use and availability, ensures mined lands are reclaimed, and administers soil conservation programs as well as the Missouri Dam and Reservoir Safety Law.

### **Energy**

The Division of Energy promotes the use of diverse energy resources to ensure affordability and reliability of our energy supply, economic growth and investment in the State of Missouri, and energy security for our future.

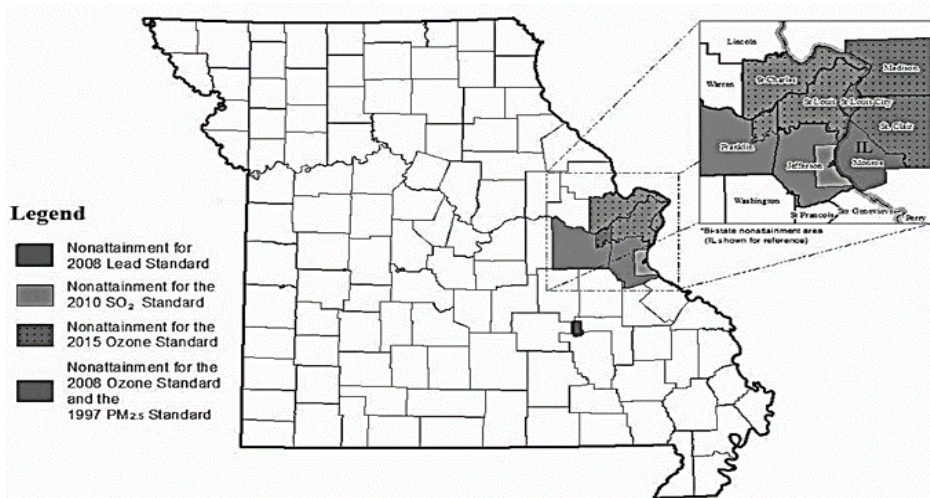
## Environmental Highlights



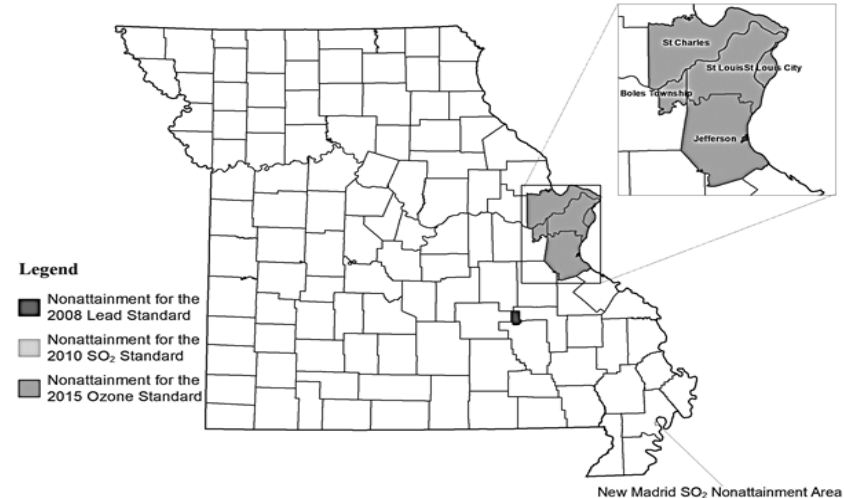
## Population Areas Based on Current Air Quality Designations

(Attainment Population 68%; Nonattainment Population 32%)

### Prior Designated Nonattainment Areas



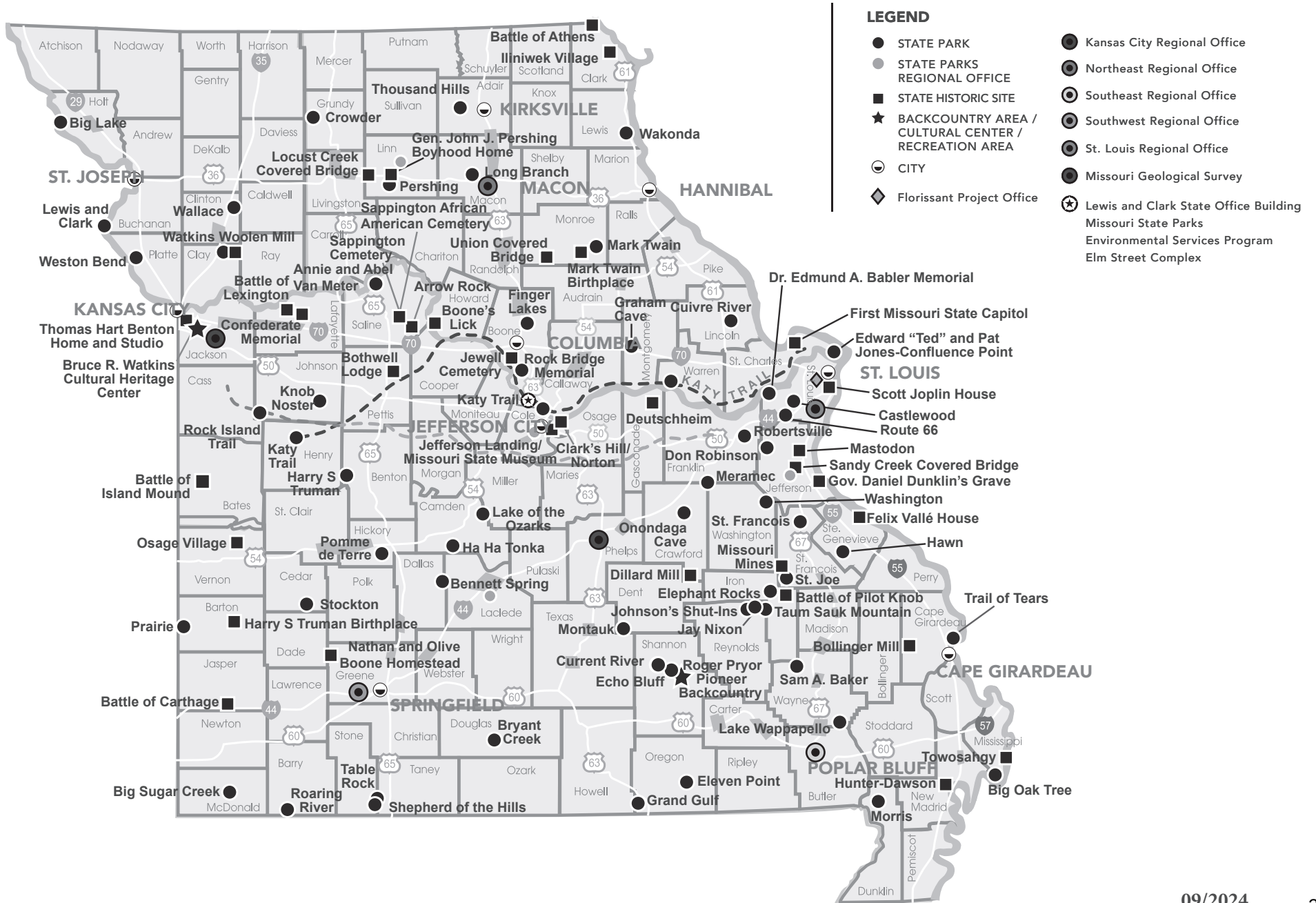
### Currently Designated Nonattainment Areas



In January of 2022, EPA redesignated the nonattainment areas located in Jefferson and Jackson counties to attainment for the 2010 Sulfur Dioxide Standard. In September of 2018, EPA redesignated the St. Louis nonattainment area to attainment for the 2008 ozone standard. The entire state is now in attainment with the 2008 ozone standard. The City of St. Louis, the Counties of St. Charles, St. Louis, and Jefferson and Boles Township of Franklin County are currently designated nonattainment for the 2015 Ozone standard. In addition, in 2020, EPA designated a portion of New Madrid County as nonattainment for the 2010 Sulfur Dioxide standard. The ultimate goal is for 100% of the population to live in areas that meet all national ambient air quality standards.



# Department Offices, Missouri State Parks and Historic Sites



## State Auditor's Reports and Oversight Evaluations

Program or Division Name	Type of Report	Date Issued	Website Link
State of Missouri Statewide Single Audit Ending 6/30/2023	State	9/2024	<a href="https://auditor.mo.gov/AuditReport/Reports?SearchLocalState=35">https://auditor.mo.gov/AuditReport/Reports?SearchLocalState=35</a>
State of Missouri Comprehensive Financial Report on Internal Control, Compliance, and Other Matters Ending 6/30/2023	State	5/2024	<a href="https://auditor.mo.gov/AuditReport/Reports?SearchLocalState=3">https://auditor.mo.gov/AuditReport/Reports?SearchLocalState=3</a>
Comprehensive Annual Financial Report Ending 6/30/2023	State	3/2024	<a href="https://auditor.mo.gov/AuditReport/Reports?SearchLocalState=3">https://auditor.mo.gov/AuditReport/Reports?SearchLocalState=3</a>
State of Missouri Statewide Single Audit Ending 6/30/2022	State	7/2023	<a href="https://auditor.mo.gov/AuditReport/Reports?SearchLocalState=35">https://auditor.mo.gov/AuditReport/Reports?SearchLocalState=35</a>
State of Missouri Comprehensive Financial Report on Internal Control, Compliance, and Other Matters Ending 6/30/2022	State	5/2023	<a href="https://auditor.mo.gov/AuditReport/Reports?SearchLocalState=3">https://auditor.mo.gov/AuditReport/Reports?SearchLocalState=3</a>
Comprehensive Annual Financial Report Ending 6/30/2022	State	3/2023	<a href="https://auditor.mo.gov/AuditReport/Reports?SearchLocalState=3">https://auditor.mo.gov/AuditReport/Reports?SearchLocalState=3</a>
State of Missouri Statewide Single Audit Ending 6/30/2021	State	7/2022	<a href="https://auditor.mo.gov/AuditReport/Reports?SearchLocalState=35">https://auditor.mo.gov/AuditReport/Reports?SearchLocalState=35</a>
State of Missouri Comprehensive Financial Report on Internal Control, Compliance, and Other Matters Ending 6/30/2021	State	3/2022	<a href="https://auditor.mo.gov/AuditReport/Reports?SearchLocalState=3">https://auditor.mo.gov/AuditReport/Reports?SearchLocalState=3</a>
Comprehensive Annual Financial Report Ending 6/30/2021	State	1/2022	<a href="https://auditor.mo.gov/AuditReport/Reports?SearchLocalState=3">https://auditor.mo.gov/AuditReport/Reports?SearchLocalState=3</a>

## Federal Audits/Reviews

Program or Division Name	Type of Report	Date Issued	Website Link
State Revolving Fund Program Review Ending 9/30/2023	Federal	Pending	Available upon request
Brownfields 104k Ending 9/30/2023	Federal	Pending	Available upon request
Brownfields 128a Ending 9/30/2023	Federal	Pending	Available upon request
Clean Air Act Permitting Program Review and Title V Operating Permit Fee Evaluation Ending 6/30/2022	Federal	Pending	Available upon request
Drinking Water Enforcement Review Ending 9/30/2023	Federal	1/2024	Available upon request
Clean Air Act Technical Systems Audit of the Ambient Air Monitoring Program Ending 12/31/2022	Federal	1/2024	Available upon request
Drinking Water File Management Review Ending 9/30/2022	Federal	9/2023	Available upon request
Drinking Water Sanitary Survey Program Review Ending 9/30/2022	Federal	8/2023	Available upon request
Land Reclamation Administration and Enforcement Coal Grant and Abandoned Mine Land Grant Review Ending 9/30/2022	Federal	8/2023	Available upon request
Weatherization Assistance Program Technical On-Site Monitoring Review Ending 9/30/2022	Federal	8/2023	Available upon request
State Revolving Fund Program Review Ending 9/30/2022	Federal	8/2023	Available upon request
Underground Storage Tanks Inspection and Enforcement Ending 9/30/2022	Federal	7/2023	Available upon request
Underground Storage Tanks Cost Recovery Ending 9/30/2022	Federal	1/2023	Available upon request
Drinking Water Laboratory Certification Program Review Ending 9/30/2021	Federal	11/2022	Available upon request
State Revolving Fund Program Review Ending 9/30/2021	Federal	9/2022	Available upon request
Underground Storage Tanks Closure and Corrective Action Ending 9/30/2021	Federal	5/2022	Available upon request
Underground Storage Tanks Program Review Ending 9/30/2021	Federal	5/2022	Available upon request
State Energy Program Review Ending 9/30/2021	Federal	5/2022	Available upon request
Tanks Program Review Ending 9/30/2021	Federal	5/2022	Available upon request

## Missouri Sunset Act Report

<b>Program Name</b>	<b>Statutes Establishing</b>	<b>Sunset Date</b>	<b>Review Status</b>
Wood Energy Tax Credit	Sections 135.300 - 135.311, RSMo	June 30, 2028	
Radioactive Waste Shipments	Section 260.392, RSMo	August 28, 2030	



**PROGRAM DESCRIPTION**

**Department of Natural Resources**

**AB Section(s): 6.200**

**Department Operations**

**Program is found in the following core budget(s): Department Operations**

**1a. What strategic priority does this program address?**

Department Operations helps Missouri citizens thrive by:

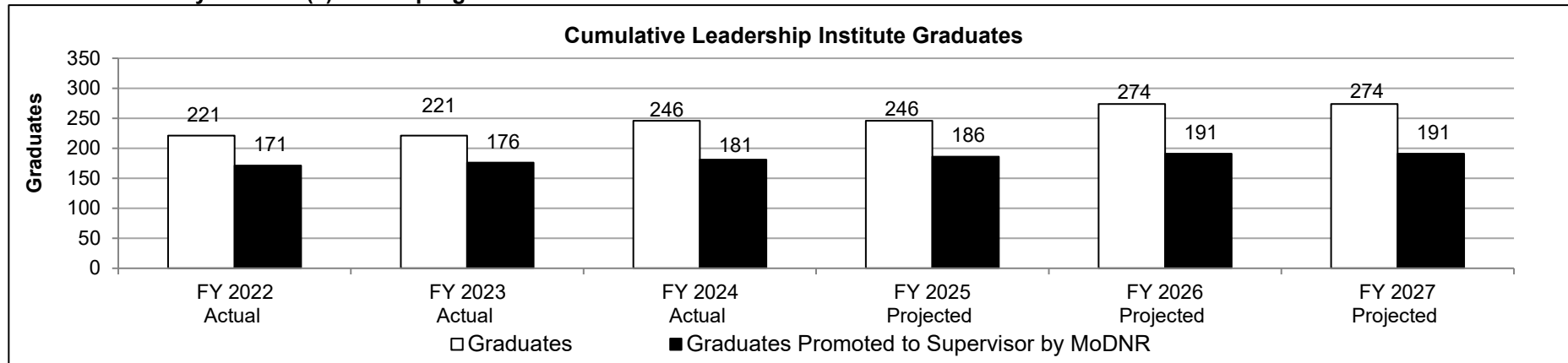
- Promoting environmental responsibility and resource stewardship.
- Enhancing services, information, and communication to improve customer experience.
- Modernizing community infrastructure, strengthening workforce, and supporting economic development.
- Improving internal processes to better serve our customers.

**1b. What does this program do?**

Department Operations includes the Office of the Director and Division of Administrative Support which are responsible for:

- Implementing statewide environmental and natural resource policies resulting in environmentally-sound decisions that protect our air, land, and water while fostering economic development.
- Providing open communications and timely responses to legislators, elected officials, and the public.
- Managing the organizational units within the department.
- Promoting efficient administration and operations, including continuous improvement efforts.

**2a. Provide an activity measure(s) for the program.**



By FY 2026, 26% of the department's workforce will be eligible for retirement. The MoDNR's Leadership Institute program is designed to facilitate succession planning for future department leaders. Approximately every 2 fiscal years since 2012, training is provided and 50% of program graduates have been promoted into supervisory or managerial positions within the department, and 75% of graduates remain employed by the department.

**PROGRAM DESCRIPTION**

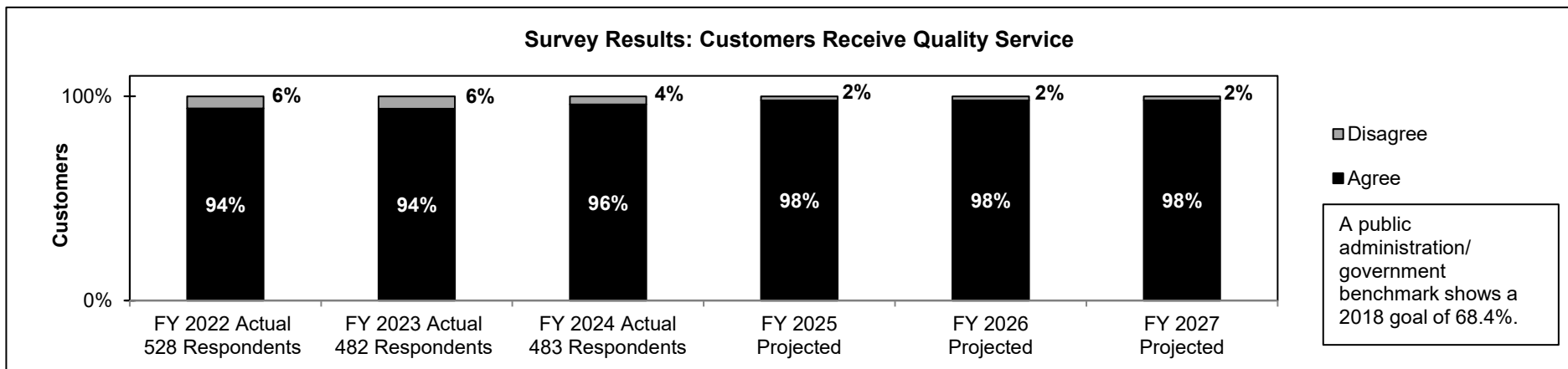
Department of Natural Resources

AB Section(s): 6.200

Department Operations

Program is found in the following core budget(s): Department Operations

2b. Provide a measure(s) of the program's quality.



In February 2018 the department implemented a customer satisfaction survey. Customer feedback is directed to and managed by program team members and then is utilized to improve services.

Goal: The department strives for all customers to receive quality customer service.

2c. Provide a measure(s) of the program's impact.

The effective management of department operations is reflected in the divisions' performance measures.

(impact measures continued on following page)

**PROGRAM DESCRIPTION**

**Department of Natural Resources**

**AB Section(s): 6.200**

**Department Operations**

**Program is found in the following core budget(s): Department Operations**

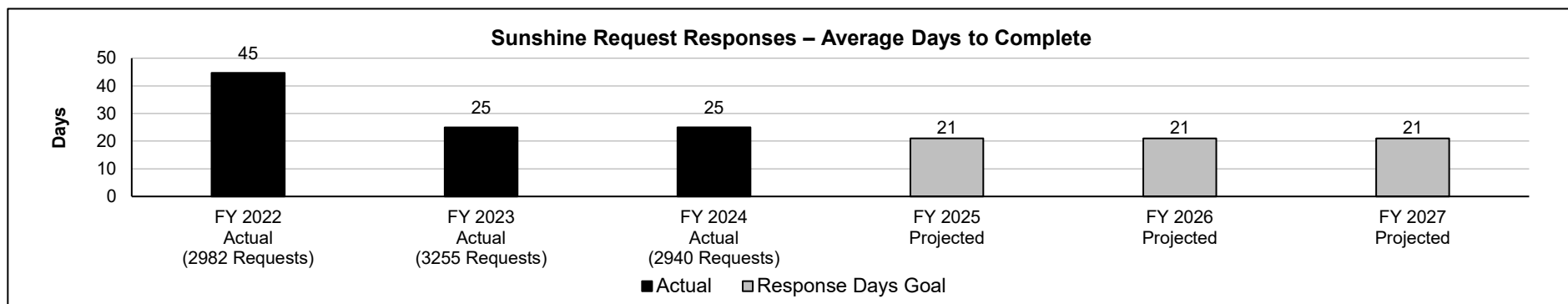
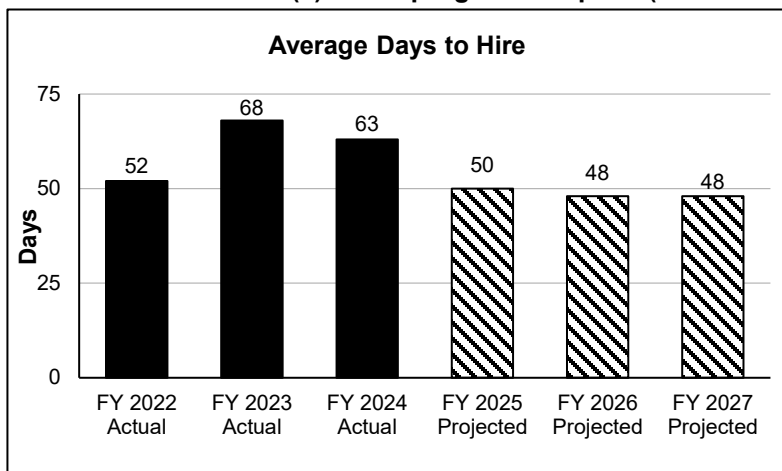
**2c. Provide a measure(s) of the program's impact. (continued)**

Average days to hire for FY 2024 is from the day the job is posted to the day the applicant accepts the position. This information is tracked in the HireTrue applicant tracking system.

During FY 2024, the department filled a total of 415 positions. The majority of our difficult-to-fill positions come from the STEM area (science, technology, engineering and mathematics), e.g., positions such as engineers. Overall, we still see the effects of the changing workforce and labor shortage. The department is looking at ways to creatively build our applicant pipeline. In FY 2023, we rolled out full-cycle recruitment to be more strategic. By making this change we are already seeing success as we routinely receive double the applicants per position compared to other departments.

In FY 2024, we began focusing on quality of hire, shifting to a Hiring Success Scorecard. The Scorecard will be another way to measure hiring success. In FY 2024, we started piloting the High School to Hire Apprenticeship Program and will continue to build our applicant pipeline through creative programs.

Base goal: The department will continue to strive to hire team members within 50 days allowing the department to safeguard its mission. Stretch goal: The department will continue to find ways to build our applicant pipeline with a goal to hire new team members within 48 days.



Over the last few years, the department has removed duplicative processes and identified ways to improve response times to fulfill requests. The average days to complete was higher in FY 2022 due to a change in the Records Manager and Custodian of Records positions. This initiative is part of our commitment to increasing public transparency and engagement and increasing access to information. The department's goal is to complete processing requests in an average of 21 days or less this fiscal year, and progressively improve response times in future years.

Average requests received and processed per week: 57 (FY 2022), 63 (FY 2023) and 57 (FY 2024).

**PROGRAM DESCRIPTION**

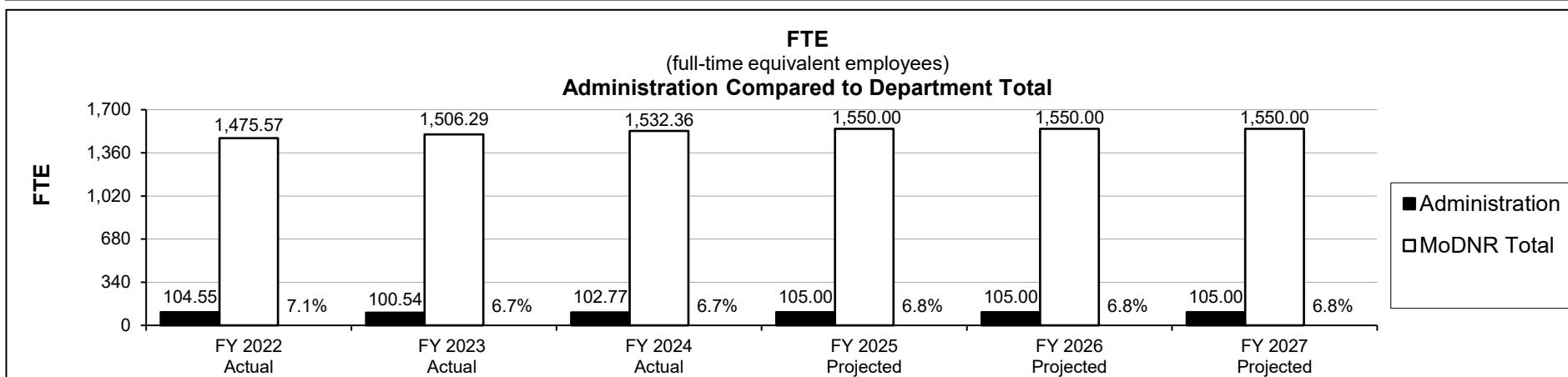
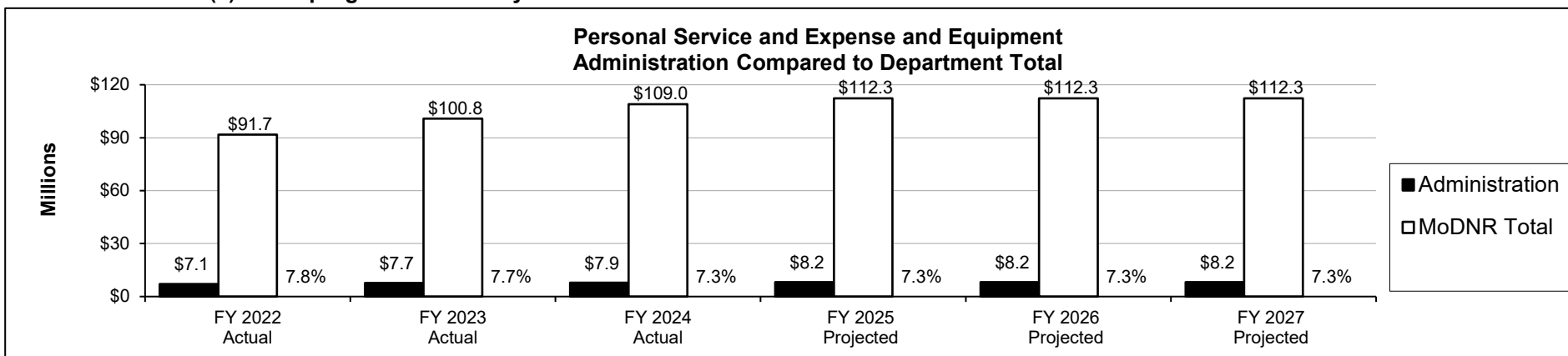
Department of Natural Resources

AB Section(s): 6.200

Department Operations

Program is found in the following core budget(s): Department Operations

2d. Provide a measure(s) of the program's efficiency.



Administration includes Department Operations, and the administration units of Environmental Quality, Missouri Geological Survey, Energy, and State Parks divisions. The department continues to improve processes and program design to operate in the most efficient manner possible.

**PROGRAM DESCRIPTION**

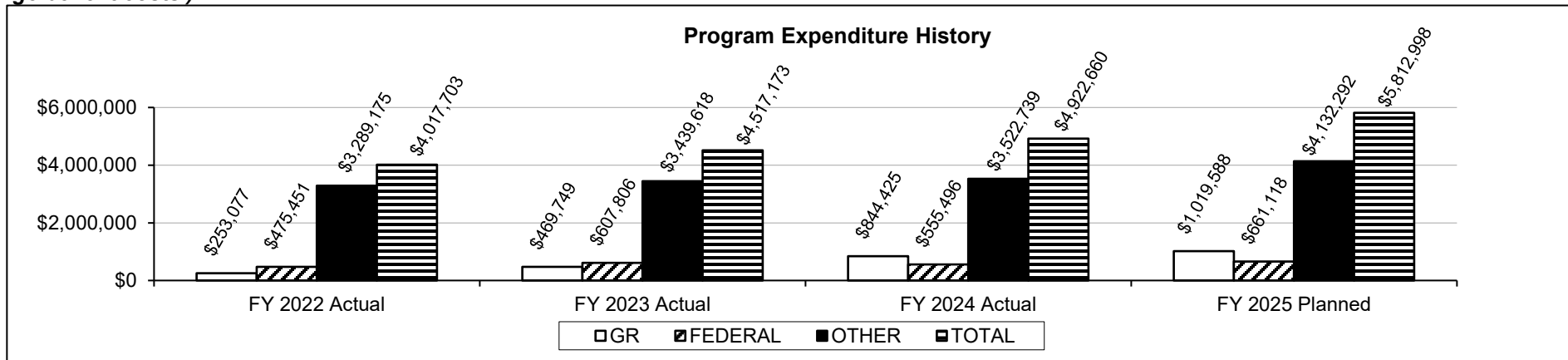
Department of Natural Resources

AB Section(s): 6.200

Department Operations

Program is found in the following core budget(s): Department Operations

**3. Provide actual expenditures for the prior three fiscal years and planned expenditures for the current fiscal year. (Note: Amounts do not include fringe benefit costs.)**



FY 2025 Planned is shown at full appropriation.

**4. What are the sources of the "Other" funds?**

State Park Earnings Fund (1415); DNR Revolving Services Fund (1425); Cost Allocation Fund (1500); Solid Waste Management Fund (1570); Soil and Water Sales Tax Fund (1614);

**5. What is the authorization for this program, i.e., federal or state statutes, etc.? (Include the federal program number, if applicable.)**

The department administers programs that protect our air, land, water, and mineral resources; preserve our unique natural and historic places; and provide recreational and learning opportunities; while promoting the environmentally sound and energy-efficient operations of businesses, communities, agriculture, and industry for the benefit of all Missourians. These programs are authorized by state and federal laws as noted in each of their program descriptions.

**6. Are there federal matching requirements? If yes, please explain.**

No

**7. Is this a federally mandated program? If yes, please explain.**

No

**PROGRAM DESCRIPTION**

<b>Department of Natural Resources</b>	<b>AB Section(s): <u>6.225, 6.235</u></b>
<b>DEQ - Financial Assistance Center</b>	
<b>Program is found in the following core budget(s): Financial Assistance Center</b>	

**1a. What strategic priority does this program address?**

The Financial Assistance Center helps Missouri citizens thrive by managing natural resources to promote a healthy environment and economy by:

- Promoting environmental responsibility and resource stewardship.
- Enhancing services, information, and communication to improve customer experience.
- Modernizing community infrastructure, strengthening workforce, and supporting economic development.
- Improving internal processes to better serve our customers.

**1b. What does this program do?**

The Financial Assistance Center (FAC) is dedicated to helping Missouri communities plan, finance, and build water infrastructure projects that improve the lives of Missourians. To accomplish this goal, the program provides financial assistance to applicants for projects including drinking water and wastewater infrastructure and a variety of other water quality improvements.

The FAC provides low-cost financial assistance to aid Missouri communities with capital improvements to water, wastewater, and stormwater systems. The program provides grants and below-market-rate loans for water and wastewater infrastructure. Small communities receive grants for engineering studies to plan for infrastructure improvements. Communities receiving infrastructure loans and grants serve approximately 1,964,817 Missouri residents annually.

The following table shows financial data for the Financial Assistance Center budget units included in this form.

	<b>FY 2022 Actual</b>	<b>FY 2023 Actual</b>	<b>FY 2024 Actual</b>	<b>FY 2025 Current</b>	<b>FY 2026 Request</b>
Operations (430067B)	n/a data w/Water Protection Pgm Ops		2,138,900	2,822,577	2,818,441
Water Infrastructure PSD (430020B)	134,210,893	85,865,987	287,247,154	476,504,712	476,504,712
Water Infrastructure Encumbrance (430020B)	n/a encumbrance authority must lapse			220,939,825	220,939,825
Total	134,210,893	85,865,987	289,386,054	700,267,114	700,262,978
Total excluding Encumbrances	134,210,893	85,865,987	289,386,054	479,327,289	479,323,153

The FY 2025, and FY2026 budgets include approximately \$220 million appropriation authority to be used for encumbrance purposes only for Water Infrastructure loans and grants. FY 2024, FY 2025, and FY2026 also include \$234,105,716 Bipartisan Infrastructure Law pass-through funding.

In March 2022, the Water Protection Program's Financial Assistance Center was realigned and shifted from the Water Protection Program to a new program under the Division of Environmental Quality. Prior year actual (FY 2022 – FY 2023) data is included in the Water Protection Program Operations Core form. These changes were reflected in the FY 2024 budget request as this was the first opportunity to adjust the budget.

**PROGRAM DESCRIPTION**

<b>Department of Natural Resources</b>	<b>AB Section(s): <u>6.225, 6.235</u></b>
<b>DEQ - Financial Assistance Center</b>	
<b>Program is found in the following core budget(s): Financial Assistance Center</b>	

**2a. Provide an activity measure(s) for the program.**

State Revolving Fund Financial Assistance (Loans Issued and Grants Awarded)

	<b>FY 2022 Actual</b>	<b>FY 2023 Actual</b>	<b>FY 2024 Actual</b>	<b>FY 2025 Projected</b>	<b>FY 2026 Projected</b>	<b>FY 2027 Projected</b>
Drinking Water SRF Loans	5	2	2	14	31	17
Drinking Water SRF Grants	2	1	2	9	18	8
Clean Water SRF Loans	6	4	13	48	38	10
Clean Water SRF Grants	10	2	10	41	27	1
<b>Total Assistance Dollars Issued</b>	<b>\$58,981,735</b>	<b>\$136,326,000</b>	<b>\$422,250,403</b>	<b>\$1,050,320,081</b>	<b>\$734,824,552</b>	<b>\$342,626,546</b>

The FAC issues financial assistance through Drinking Water and Clean Water State Revolving Fund (SRF) loans and grants to eligible applicants for drinking water and wastewater infrastructure projects. The number of projected loans and grants in FY 2025 through FY 2027 are increased due to the additional SRF funding expected through the Bipartisan Infrastructure Law. The FY 2025 through FY 2027 assistance dollars are projected to be high due to several large infrastructure projects anticipated to be issued financial assistance during the year. This measure includes infrastructure projects only and does not include planning grants, planning and design loans, or future lead service line inventory loans and grants funded through the SRF.

**PROGRAM DESCRIPTION**

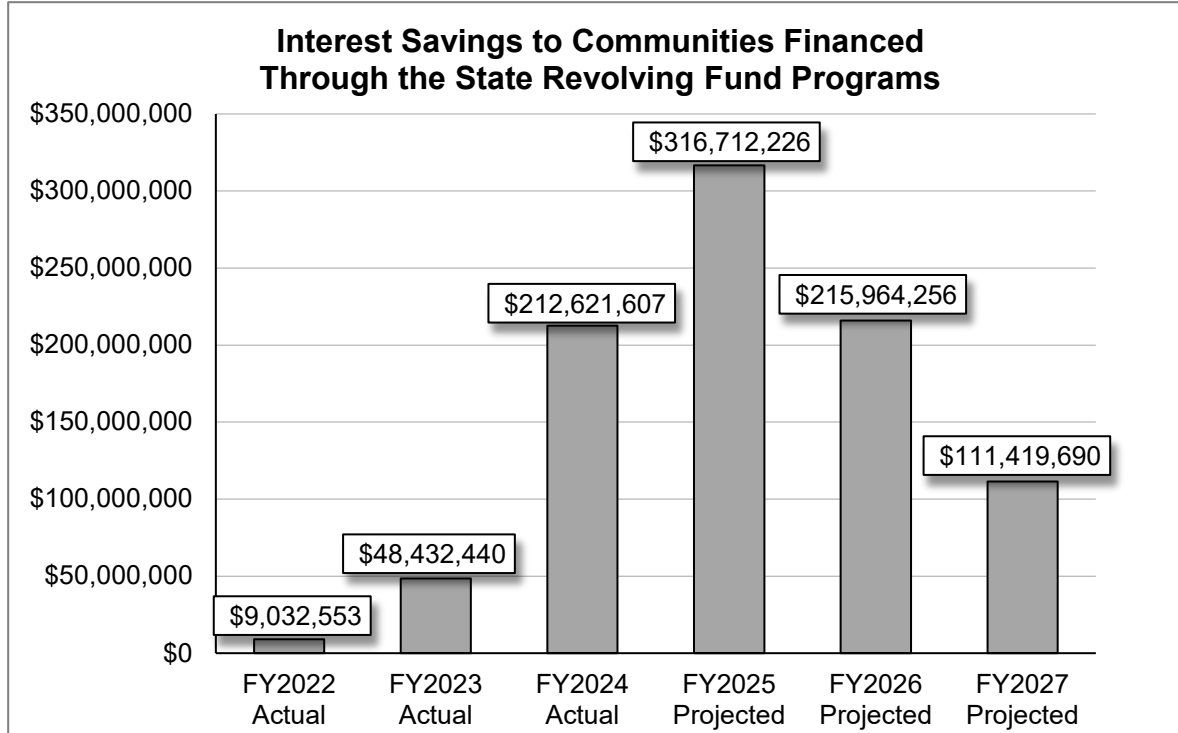
**Department of Natural Resources**

**AB Section(s): 6.225, 6.235**

**DEQ - Financial Assistance Center**

**Program is found in the following core budget(s): Financial Assistance Center**

**2b. Provide a measure(s) of the program's quality.**



Fiscal Year	Average Conventional Interest Rate	SRF Average Interest Rate	Difference
FY2022 Actual	2.71	0.82	1.89
FY2023 Actual	4.02	1.21	2.81
FY2024 Actual	4.12	1.24	2.88
FY2025 Projected	4.04	1.21	2.83
FY2026 Projected	4.10	1.23	2.87
FY2027 Projected	4.17	1.25	2.92

\*Source: The Bond Buyer

Financing provided through the SRF programs allows communities to save approximately 70% of the interest cost of a conventional loan. For FY 2022, the average conventional interest rate was 2.71% as compared to the SRF average interest rate of 0.82%; a difference of 1.89% (70% savings) resulting in an overall estimated savings to Missouri communities of \$9 million. FY 2022 interest savings is the result of a decrease in loan demand (as demonstrated by the number of loans issued) with a corresponding decrease in financial assistance awards during this period. For FY 2024, the average conventional interest rate was 4.12% as compared to the SRF average interest rate of 1.24%; a difference of 2.88% (70% savings) resulting in an overall estimated savings to Missouri communities of \$212.6 million. The SRF Program anticipates closing on several more large loans during FY 2025 through FY 2027, resulting in above-average interest savings. The SRF offers 20 year and 30 year loan terms.



**PROGRAM DESCRIPTION**

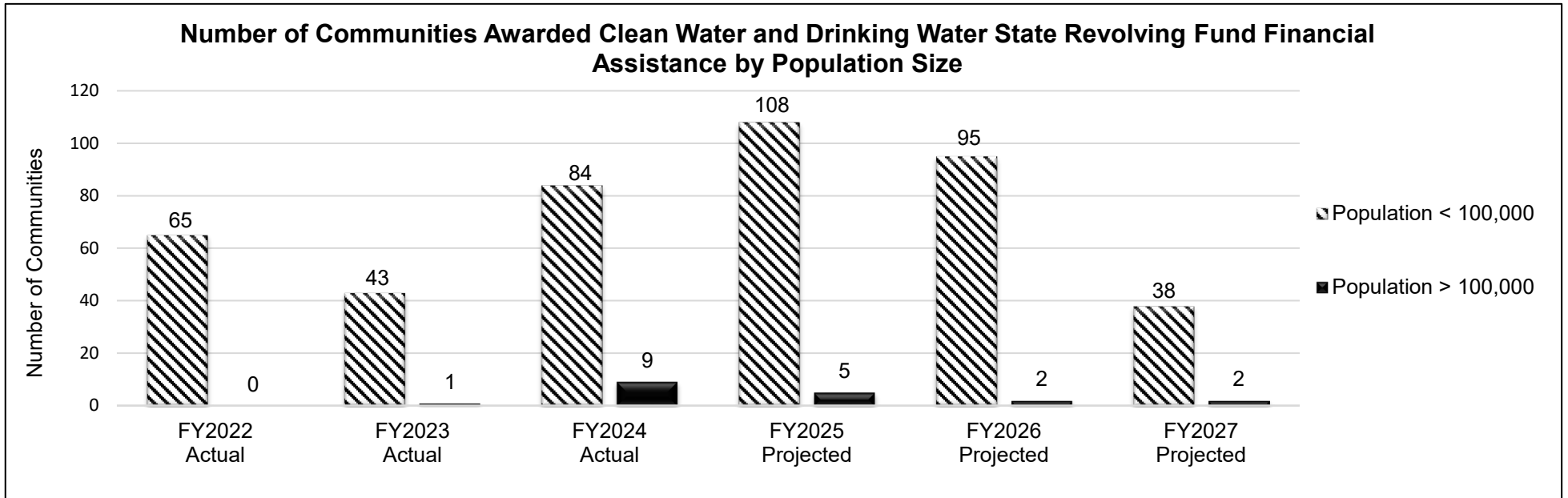
**Department of Natural Resources**

**AB Section(s): 6.225, 6.235**

**DEQ - Financial Assistance Center**

**Program is found in the following core budget(s): Financial Assistance Center**

**2c. Provide a measure(s) of the program's impact (continued).**



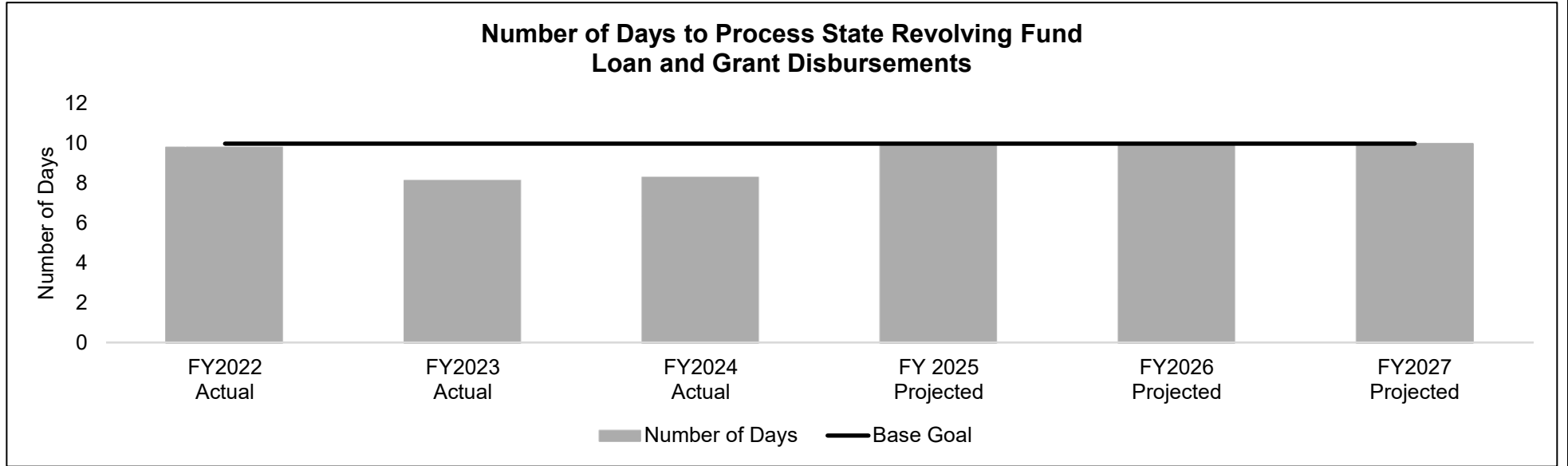
The Clean Water and Drinking Water SRF programs provide assistance to systems serving populations of all sizes. SRF financial assistance is provided through an application process and is based on eligibility. Financial assistance is open for all Missouri cities, towns, counties, regional sewer and water districts, water authorities, public water systems, not-for-profit, and instrumentalities of the state to apply for low interest loans and grants. The program continues marketing efforts and has implemented numerous customer service and process improvements intended to improve efficiency and program attractiveness to borrowers. In FY 2021 the department implemented new grant programs, which increased the number of awards for FY 2022. Due to the additional SRF funding expected through the Bipartisan Infrastructure Law there was an increase in awards in FY 2024 and there is an expected increase in awards in FY 2025 and FY2026. This measure includes infrastructure assistance as well as planning and lead service line inventory grants and loans funded through the SRF.

The goal is to assist as many communities that apply as possible with water infrastructure improvements through grants and low interest loans. Water infrastructure improvements benefit each community's health, economy, and overall well-being.

**PROGRAM DESCRIPTION**

<b>Department of Natural Resources</b>	<b>AB Section(s): <u>6.225, 6.235</u></b>
<b>DEQ - Financial Assistance Center</b>	
<b>Program is found in the following core budget(s): Financial Assistance Center</b>	

2d. Provide a measure(s) of the program's efficiency.



The nature of SRF projects is that funds are disbursed over time as construction proceeds. SRF participants have three years to draw down their loan and two years to draw a grant. The participant submits supporting invoices of costs incurred and requests reimbursement for those costs on a monthly basis. The FAC has an internal goal to reimburse each participant requesting payment within 10 days of receiving the reimbursement request. Meeting this goal is extremely important to ensure Missouri communities have adequate cash flow to pay their engineers and contractors on time for successful completion of the project.

### PROGRAM DESCRIPTION

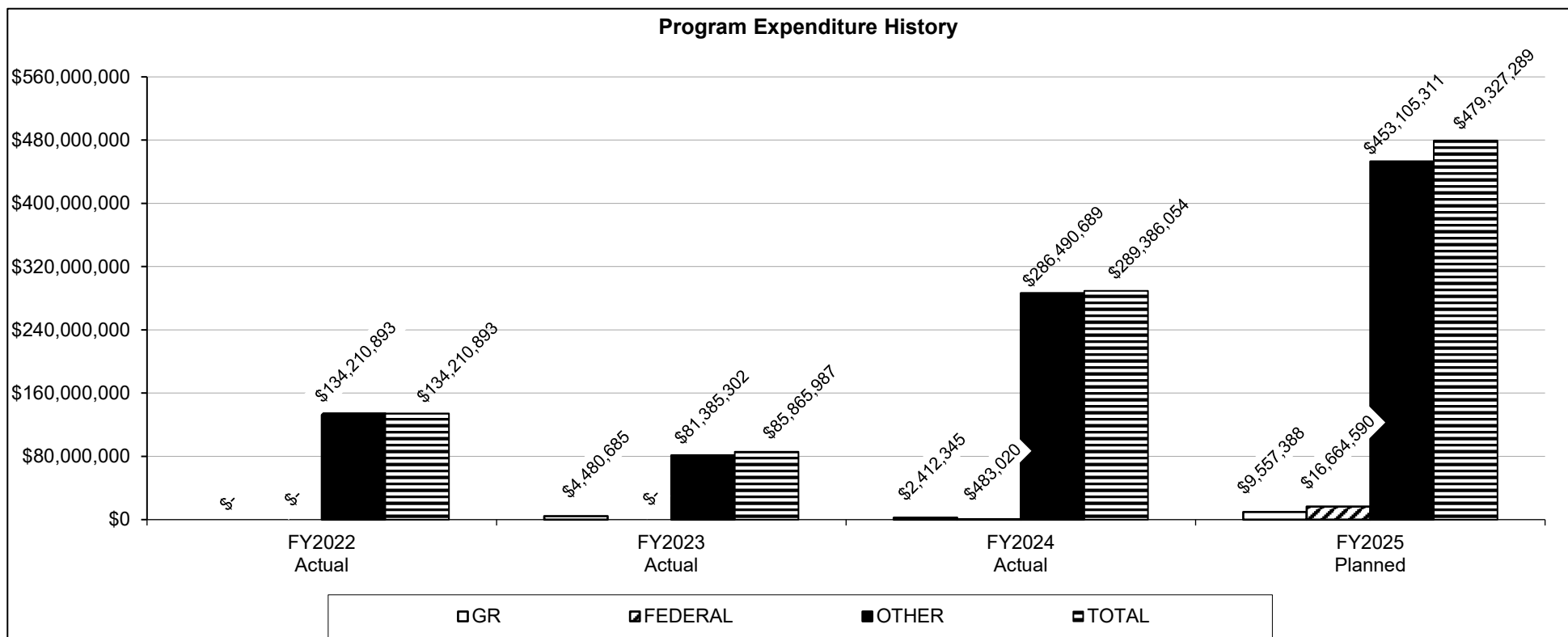
Department of Natural Resources

AB Section(s): 6.225, 6.235

DEQ - Financial Assistance Center

Program is found in the following core budget(s): Financial Assistance Center

3. Provide actual expenditures for the prior three fiscal years and planned expenditures for the current fiscal year. (Note: Amounts do not include fringe benefit costs.)



Data from FY 2022 - FY 2023 only reflects the Water Infrastructure pass-through appropriations (Financial Assistance Center operations is included in the Water Protection Program's data for FY 2022 – FY 2023). In many cases, pass-through appropriations have been provided to allow for encumbrance and payment of our commitments, which often span multiple fiscal years causing high unexpended balances. Not included in the data above is appropriation authority of \$220,939,825 for Water Infrastructure loans and grants encumbrance purposes only, which must lapse. Otherwise, FY 2025 Planned is shown at full appropriation.

**PROGRAM DESCRIPTION**

<b>Department of Natural Resources</b>	<b>AB Section(s): <u>6.225, 6.235</u></b>
<b>DEQ - Financial Assistance Center</b>	
<b>Program is found in the following core budget(s): Financial Assistance Center</b>	
<b>4. What are the sources of the "Other " funds?</b>	
Stormwater Control Fund (1302); Water Pollution Control Funds (1329, 1330); Natural Resources Protection Fund - Water Pollution Permit Fee Subaccount (1568); Water and Wastewater Loan Revolving Fund (1602); Water and Wastewater Loan Fund (1649); Stormwater Loan Revolving Fund (1754); Rural Water and Sewer Loan Revolving Fund (1755)	
<b>5. What is the authorization for this program, i.e., federal or state statute, etc.? (Include the federal program number, if applicable.)</b>	
Title 42, Chapter 6A, Subchapter XII, Part B, § 300(g)	Federal Safe Drinking Water Act
Title 33, Chapter 26, Subchapters I-IV	Federal Clean Water Act
Public Law (107-117)	Recovery from and Response to Terrorist Attacks on the United States Act, 2002
Missouri Constitution Article III, Sect 37(c),(e),(g), & (h)	Water Pollution Control and Storm Water Control Bonds
RSMo Chapter 644	Missouri Clean Water Law
RSMo 640.100 through 640.140	Missouri Drinking Water Law
RSMo 644.101 through 644.124	Water Pollution Grants and Loans or Revolving Fund
RSMo 644.500 through 644.564	Water Pollution Bonds
<b>6. Are there federal matching requirements? If yes, please explain.</b>	
Clean Water State Revolving Fund Base Capitalization Grant	20% State/Local (EPA)
Clean Water State Revolving Fund BIL General Supplemental Capitalization Grant	10% State/Local (EPA)
Drinking Water State Revolving Fund Base Capitalization Grant	20% State/Local (EPA)
Drinking Water State Revolving Fund BIL General Supplemental Capitalization Grant	10% State/Local (EPA)
<b>7. Is this a federally mandated program? If yes, please explain.</b>	
EPA has delegated implementation of the Federal Clean Water Act and the Federal State Drinking Water Act to Missouri. This includes the Clean Water State Revolving Fund and Drinking Water State Revolving Fund.	
The Federal Safe Drinking Water Act requires public drinking water systems to conduct routine chemical, radiological, and microbiological monitoring of the water. Section 640.100.3, RSMo, mandates that the state will provide this monitoring for these drinking water systems.	

## PROGRAM DESCRIPTION

<b>Department of Natural Resources</b>	<b>AB Section(s): 6.225, 6.240, 6.245</b>
<b>DEQ - Water Protection Program</b>	
<b>Program is found in the following core budget(s): Water Protection Program</b>	
<b>1a. What strategic priority does this program address?</b>	
<p>The Water Protection Program helps Missouri citizens thrive by managing natural resources to promote a healthy environment and economy by:</p> <ul style="list-style-type: none"><li>• Promoting environmental responsibility and resource stewardship.</li><li>• Enhancing services, information, and communication to improve customer experience.</li><li>• Modernizing community infrastructure, strengthening workforce, and supporting economic development.</li><li>• Improving internal processes to better serve our customers.</li></ul>	
<b>1b. What does this program do?</b>	
<p>The Water Protection Program works to protect surface water and groundwater, and promote safe drinking water for all Missourians by implementing standards and providing tools to assist water and wastewater facilities. The program implements regulations, issues permits, provides financial and technical assistance, conducts training and certification for operators, conducts monitoring, utilizes compliance assistance and enforcement tools, and implements strategies to restore impaired water bodies.</p> <p>Nonpoint Source Implementation - Coordinates the State's nonpoint source pollution reduction efforts through technical assistance, financial assistance, education, training, technology transfer, demonstration projects, and monitoring pursuant to Section 319 of the Federal Clean Water Act (CWA). Nonpoint source pollution in a watershed cannot be traced back to a single source, and can come from multiple sources within a watershed such as stormwater runoff, agricultural practices, land disturbance, and development activities, or ineffective on-site wastewater systems.</p> <p>Public Drinking Water Sample Analysis - Provides funding for statutorily-required routine sampling for Missouri's community and non-community public water systems.</p> <p>Water Quality Studies - Provides funding to strategically monitor a portion of the state's waters that have designated uses. These data inform decisions on how to protect and improve water quality.</p> <p>CAFO Closures - This appropriation authorizes the expenditure of Concentrated Animal Feeding Operation Indemnity Funds for closure of certain lagoon structures placed under state control due to bankruptcy, failure to pay property taxes, or abandonment. When the department determines that an owner has successfully closed a CAFO, all moneys paid into the fund by such operation are returned to the owner.</p>	

**PROGRAM DESCRIPTION**

<b>Department of Natural Resources</b>	<b>AB Section(s): 6.225, 6.240, 6.245</b>
<b>DEQ - Water Protection Program</b>	
<b>Program is found in the following core budget(s): Water Protection Program</b>	

**1b. What does this program do? (continued)**

The following table shows financial data for the budget units included in this form.

	<b>FY 2022</b>	<b>FY 2023</b>	<b>FY 2024</b>	<b>FY 2025</b>	<b>FY 2026</b>
	<b>Actual</b>	<b>Actual</b>	<b>Actual</b>	<b>Current</b>	<b>Request</b>
Water Protection Operations (430010B)	8,680,778	9,387,033	8,915,482	10,410,432	10,397,218
Water Quality Studies PSD (430021B)	3,497,574	3,652,530	4,752,925	12,397,312	12,397,312
Water Quality Studies Encumbrance (430021B)	n/a encumbrance authority must lapse			9,000,000	9,000,000
CAFO Closures PSD (430022B)	0	0	0	60,000	60,000
<b>Total</b>	<b>12,178,352</b>	<b>13,039,563</b>	<b>13,668,408</b>	<b>31,867,744</b>	<b>31,854,530</b>
<b>Total excluding Encumbrances</b>	<b>12,178,352</b>	<b>13,039,563</b>	<b>13,668,408</b>	<b>22,867,744</b>	<b>22,854,530</b>

The FY 2025 and FY 2026 budget includes appropriation authority of \$9,000,000 to be used for encumbrance purposes only for Water Quality Studies.

In March 2022, the Water Protection Program's Financial Assistance Center was realigned and shifted from the Water Protection Program to a new program under the Division of Environmental Quality and the Non-Point Source Unit was realigned and shifted from the Soil and Water Conservation Program to the Water Protection Program. Prior year actual (FY 2022 - FY 2023) data for Financial Assistance Center is included in the Water Protection Program Operations Core form. Prior year actual (FY 2022 - FY 2023) data for the 319 Unit is included in Soil and Water Conservation Program Operations. These changes are reflected in the FY 2024 budget request as this was the first opportunity to adjust the budget.

**PROGRAM DESCRIPTION**

**Department of Natural Resources**  
**DEQ - Water Protection Program**

**AB Section(s): 6.225, 6.240, 6.245**

**Program is found in the following core budget(s): Water Protection Program**

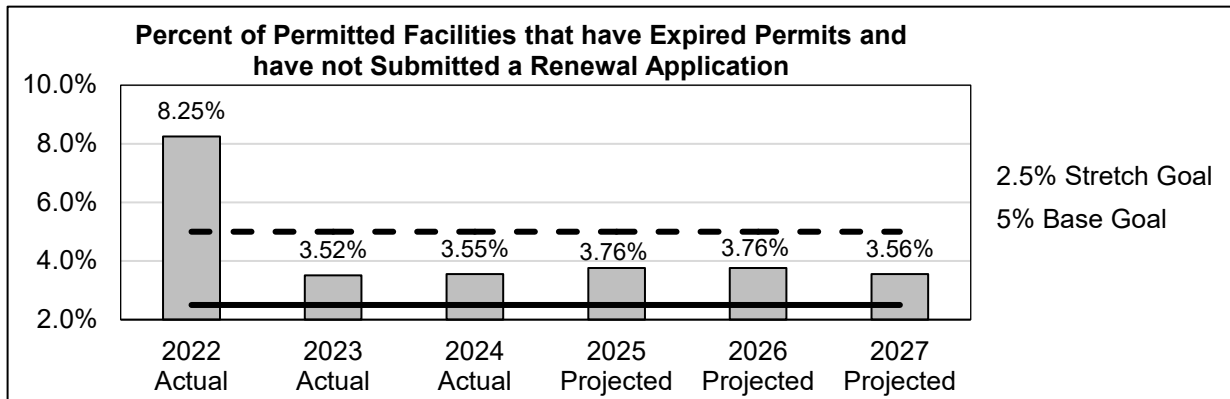
**2a. Provide an activity measure(s) for the program.**

**Annual Count of Permit Renewals Processed**

Type	FY 2022 Actual	FY 2023 Actual	FY2024 Actual	FY 2025 Projected	FY 2026 Projected	FY 2027 Projected
Site-Specific	271	488	382	389	235	194
General	537	1,440	1,082	590	129	1019
<b>Total</b>	<b>808</b>	<b>1,928</b>	<b>1,464</b>	<b>979</b>	<b>364</b>	<b>1,213</b>

These values do not include the number of modifications, terminations, applications for new permits, or denials. Site-specific permits and General Permit Covered Facilities (general permits) expire every five years; however, the number of permits expiring for these two major types of permits are not static from year to year. This results in some fiscal years having higher counts of expired permits versus other years with lower counts of expired permits. FY 2022 permit renewals processed are lower due to increased vacancies and lower productivity due to training new permit writers. FY 2025 and FY2026 projections are lower due to being the years with the lowest number of permits expiring.

**Permitted Facilities that have Expired Permits and have not Submitted a Renewal Application - Significant Noncompliance Reduction**



State Fiscal Year	Permits Evaluated	Expired Permits without Renewal Application
2022 Actual	6,692	552
2023 Actual	6,428	226
2024 Actual	6,509	231
2025 Projected	6,375	240
2026 Projected	6,375	240
2027 Projected	6,375	240

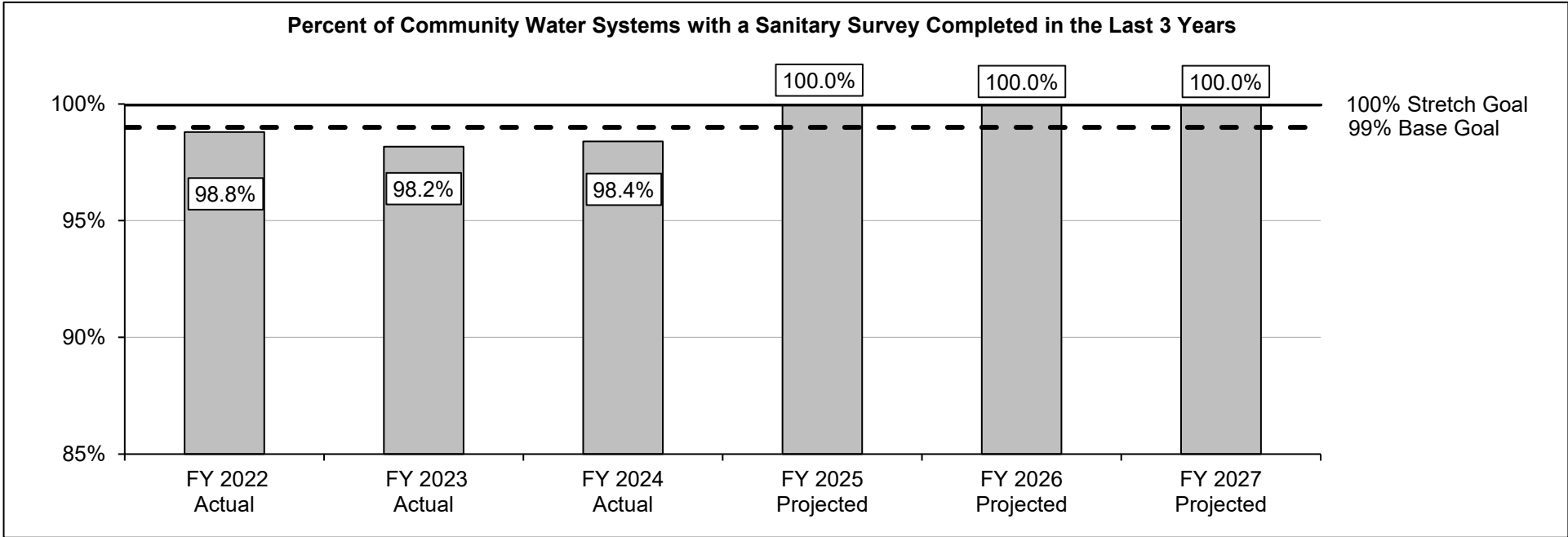
The Program is reaching out to permittees who have not renewed their permits, which reduces the rate of significant noncompliance. In other words, this metric shows the noncompliance rate associated with permittees who have made no attempt to renew their permit.

In 2022, field staff time shifted back to core field work activities, reducing the number of team members working directly with facilities to submit renewal applications. This coupled with the higher percentage of site-specific and general permits that expired in 2022 resulted in a greater universe of expired permits without a renewal application.

**PROGRAM DESCRIPTION**

**Department of Natural Resources** **AB Section(s): 6.225, 6.240, 6.245**  
**DEQ - Water Protection Program**  
**Program is found in the following core budget(s): Water Protection Program**

**2a. Provide an activity measure(s) for the program (continued).**



A sanitary survey is an assessment of a community water system's capacity to supply safe drinking water to the public. Each year, the department performs a sanitary survey on about one-third of the state's 1,433 community water systems. This proactive public health measure is required by the EPA through the federal Safe Drinking Water Act.

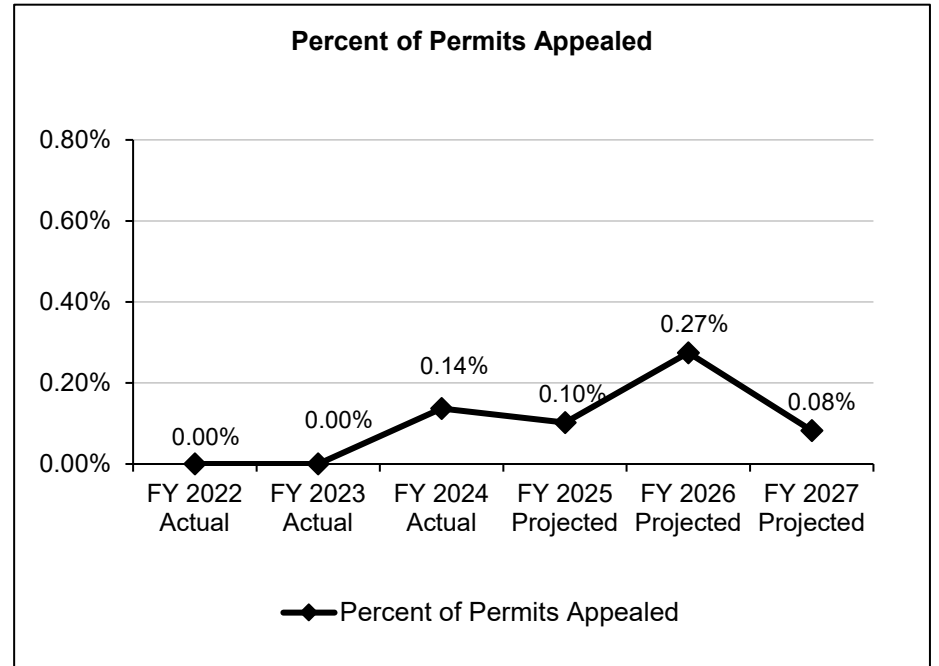
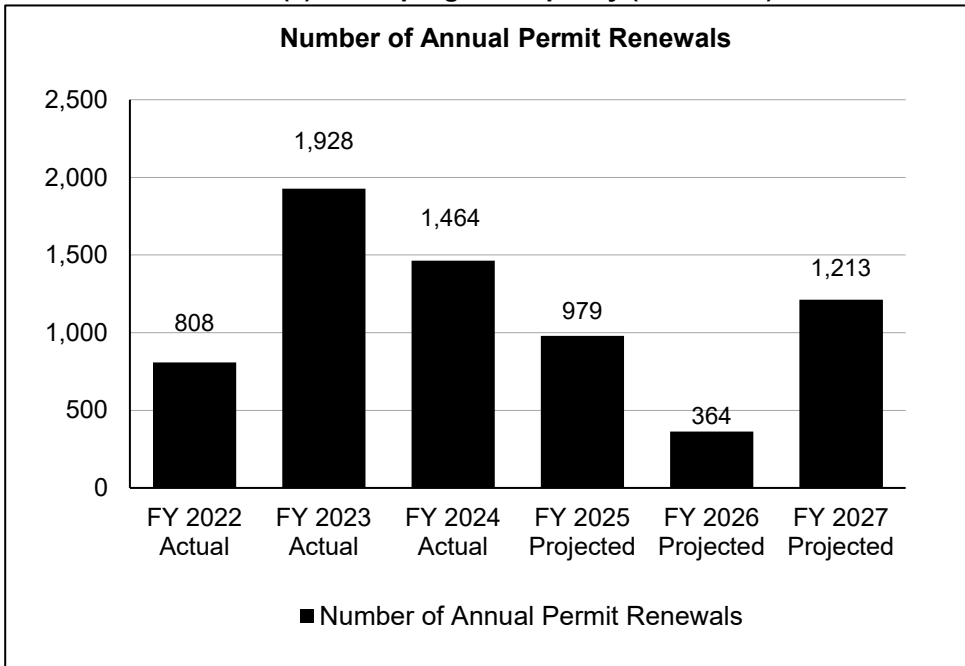


**PROGRAM DESCRIPTION**

**Department of Natural Resources**  
**DEQ - Water Protection Program**  
**Program is found in the following core budget(s): Water Protection Program**

**AB Section(s): 6.225, 6.240, 6.245**

**2b. Provide a measure(s) of the program's quality (continued).**

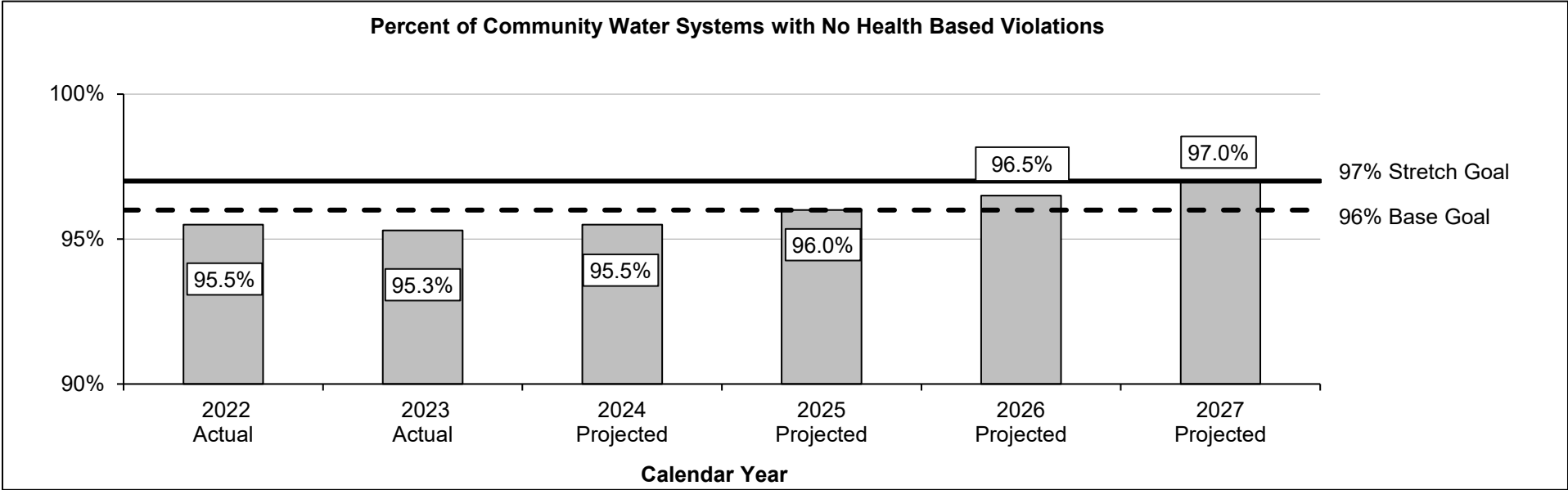


Factors that cause variations in the annual number of permit renewals include the number of general permits and watershed-based permitting cycles. Reduction in the number of appeals is the result of increased permit quality and proactive engagement with permittees and stakeholders prior to issuance.

**PROGRAM DESCRIPTION**

<b>Department of Natural Resources</b>	<b>AB Section(s): 6.225, 6.240, 6.245</b>
<b>DEQ - Water Protection Program</b>	
<b>Program is found in the following core budget(s): Water Protection Program</b>	

2b. Provide a measure(s) of the program's quality (continued).



Health-based violations are exceedances of Maximum Contaminant Levels, failing to meet a treatment technique, such as failing to meet a turbidity or disinfection standard, or failing to address a significant deficiency. Each community water system must monitor for contaminants listed in the Safe Drinking Water Act. The monitoring schedules and sampling frequencies for the contaminants vary by source water type, population, if a water system produces water or purchases water, if the contaminant is considered an acute risk to public health or a chronic risk based on a lifetime exposure, etc.

**PROGRAM DESCRIPTION**

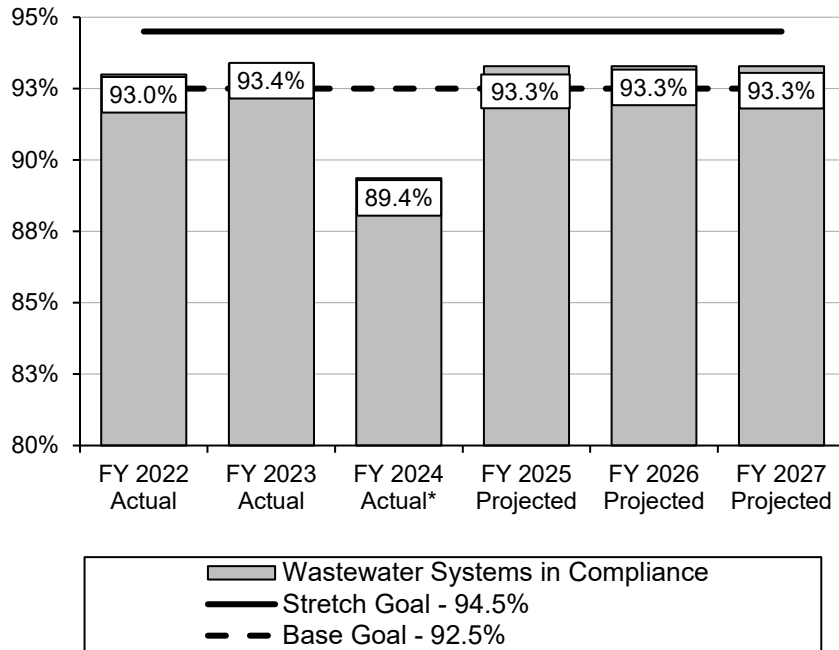
**Department of Natural Resources**  
**DEQ - Water Protection Program**

**AB Section(s): 6.225, 6.240, 6.245**

**Program is found in the following core budget(s): Water Protection Program**

**2c. Provide a measure(s) of the program's impact.**

**Wastewater Systems in Compliance with Effluent Limitations**



The Missouri Clean Water Law requires any person operating, using, or maintaining a wastewater system or point source to obtain a permit and verify the discharge complies with the limitations contained in the permit to protect the beneficial uses of the receiving stream. Permittees must analyze discharges for the contaminants listed in the permit and submit results to the Water Protection Program on discharge monitoring reports. The program monitors compliance with effluent limitations and reporting requirements each quarter and notifies the permitted entity when significant noncompliance occurs. Significant noncompliance (SNC) includes but is not limited to the following:

- Exceeding a permit limitation 4 out of 6 consecutive months
- Exceeding a permit limitation by 1.4 times for conventional contaminants and 1.2 for toxic water contaminants 2 out of 6 consecutive months

Effluent limitation violations which meet the definition of significant noncompliance most often indicate aging infrastructure that is no longer able to adequately treat wastewater. The condition develops more slowly than other violations. In many cases, constructed upgrades to the facility are required in order to resolve the violations. Construction upgrades require engineering and may take up to two years depending on the extent of upgrades required. If a municipality is involved, an additional 2-3 years are required to obtain funding.

To increase effluent limitation compliance, the Water Protection Program will target those entities in significant noncompliance for inspections. Team members will review discharge monitoring report (DMR) data to determine which permittees will benefit from improved operation of their facility and which should receive guidance on the process of developing and funding or their facility. Regional Office team members will work with facilities to improve operations using creative and cost effective solutions.

\*FY 2024 Effluent SNC increased due to the inability to link executed Administrative Order on Consent to the Environmental Protection Agency's Integrated Compliance Information System database. The linking issue was resolved in May/June 2024.

State Fiscal Year	Evaluated Permits
2022	2,667
2023	2,716
2024	2,679

**PROGRAM DESCRIPTION**

**Department of Natural Resources**

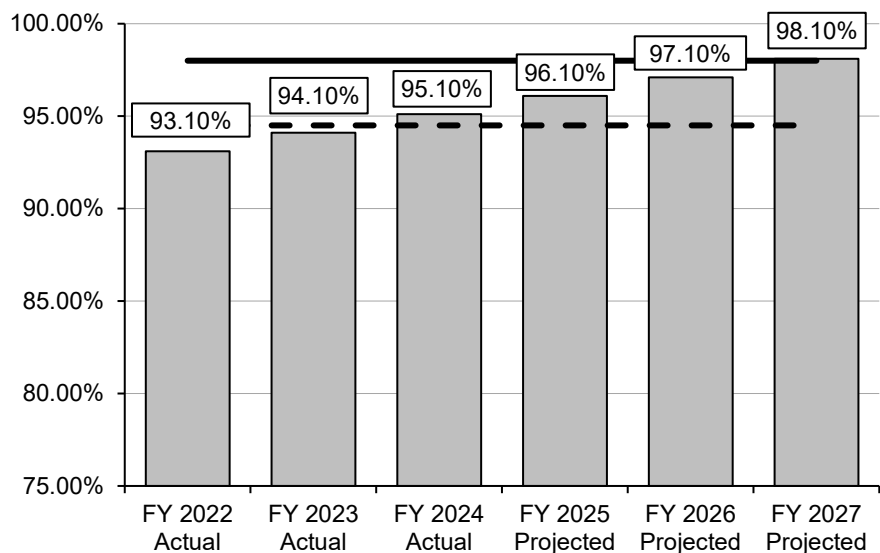
**AB Section(s): 6.225, 6.240, 6.245**

**DEQ - Water Protection Program**

**Program is found in the following core budget(s): Water Protection Program**

**2c. Provide a measure(s) of the program's impact.**

**Wastewater Systems in Compliance with Reporting Requirements**



Wastewater Systems in Compliance  
 Stretch Goal - 98%  
 Base Goal - 94.5%

State Fiscal Year	Evaluated Permits
2022	2,667
2023	2,716
2024	2,679

The Missouri Clean Water Law requires any person operating, using, or maintaining a wastewater system or point source to obtain a permit and verify the discharge complies with the limitations contained in the permit to protect the beneficial uses of the receiving stream. Permittees must analyze discharges for the contaminants listed in the permit and submit results to the Water Protection Program on discharge monitoring reports. The program monitors compliance with reporting requirements each quarter and notifies the permitted entity when significant noncompliance occurs. Significant noncompliance related to DMRs is defined as failing to submit the report within 30 days of the due date.

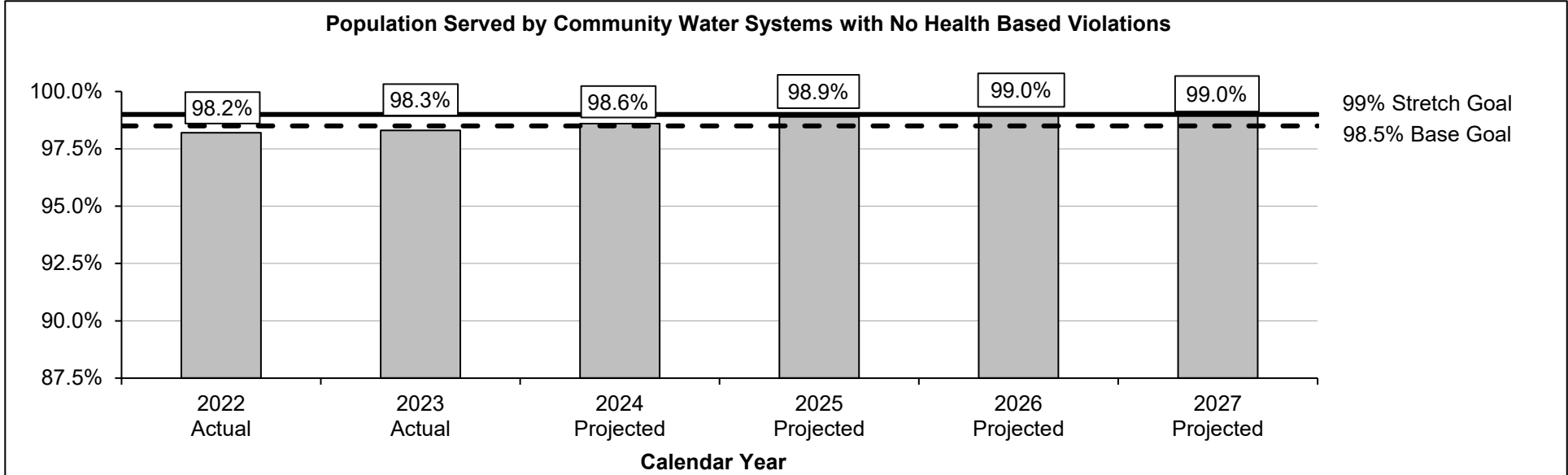
To increase reporting requirement compliance, the Water Protection Program continues to use Record Reviews to identify and target those entities in significant noncompliance.

The Water Protection Program uses the auto-dialer monthly to make calls informing permittees their DMR is late and should be submitted immediately, before reaching significant noncompliance. Program team members provide region team members with lists of the permittees with the most reporting violations for enhanced compliance assistance.

**PROGRAM DESCRIPTION**

**Department of Natural Resources** **AB Section(s): 6.225, 6.240, 6.245**  
**DEQ - Water Protection Program**  
**Program is found in the following core budget(s): Water Protection Program**

**2c. Provide a measure(s) of the program's impact (continued).**



The department is working to reduce health-based violations through compliance assistance efforts, operator training, performing sanitary surveys, reviewing designs for water systems, the use of circuit riders, and the community assistance portal. Health-based violations are issued when water sample results show the presence of contaminant(s) at numbers above a Maximum Contaminant Level (MCL) or when a treatment technique is not met. MCLs are set by the U.S. Environmental Protection Agency and are based on human health and safety standards. The treatment techniques are specified processes intended to reduce contaminant levels. Health-based violations include, but are not limited to, MCL and treatment technique violations of health-based standards related to violations of the groundwater rule, chemicals, stage 1 and stage 2 disinfection byproducts, bacteriological, radiological, and surface water treatment.

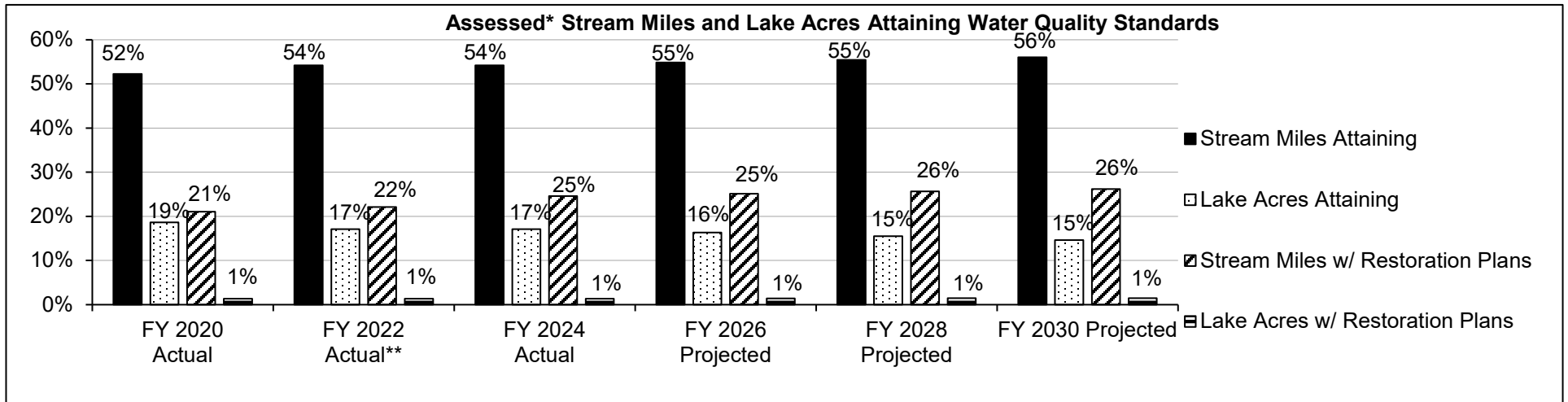
**PROGRAM DESCRIPTION**

**Department of Natural Resources**  
**DEQ - Water Protection Program**

**AB Section(s): 6.225, 6.240, 6.245**

**Program is found in the following core budget(s): Water Protection Program**

**2c. Provide a measure(s) of the program's impact (continued).**



Base Goal: By 2026, increase the number of assessed stream miles and lake acres attaining water quality standards to 55% for stream miles and 16% for lake acres.

Stretch Goal: By 2028, increase the number of assessed stream miles and lake acres attaining water quality standards to 56% for stream miles and 15% for lake acres.

\*Assessed waters are those that have sufficient data to conduct an assessment as required by Section 303(d) of the Clean Water Act.

Water quality restoration plans are integrated, comprehensive strategies focused on restoring and protecting water quality in Missouri's impaired streams and lakes. Restoration plans may include Total Maximum Daily Loads (TMDLs) or other comprehensive alternative restoration or protection plans.

\*\*FY 2022 actuals - Missouri's 303(d) list of impaired waters is developed every two years on even numbered years, and is submitted to EPA for final approval. The numbers previously provided were estimates prior to Environmental Protection Agency's (EPA's) approval of Missouri's final 2022 303(d) list. Final approval from EPA occurred on Feb. 13, 2024. EPA added several waters to Missouri's 303(d), additionally, approved TMDLs in the interim will result in removal of waters from the final 303(d) list. One additional change was the inclusion of alternative restoration plans, or 5-alt plans, that were accepted by EPA and were not previously included in projected numbers.

**PROGRAM DESCRIPTION**

Department of Natural Resources

AB Section(s): 6.225, 6.240, 6.245

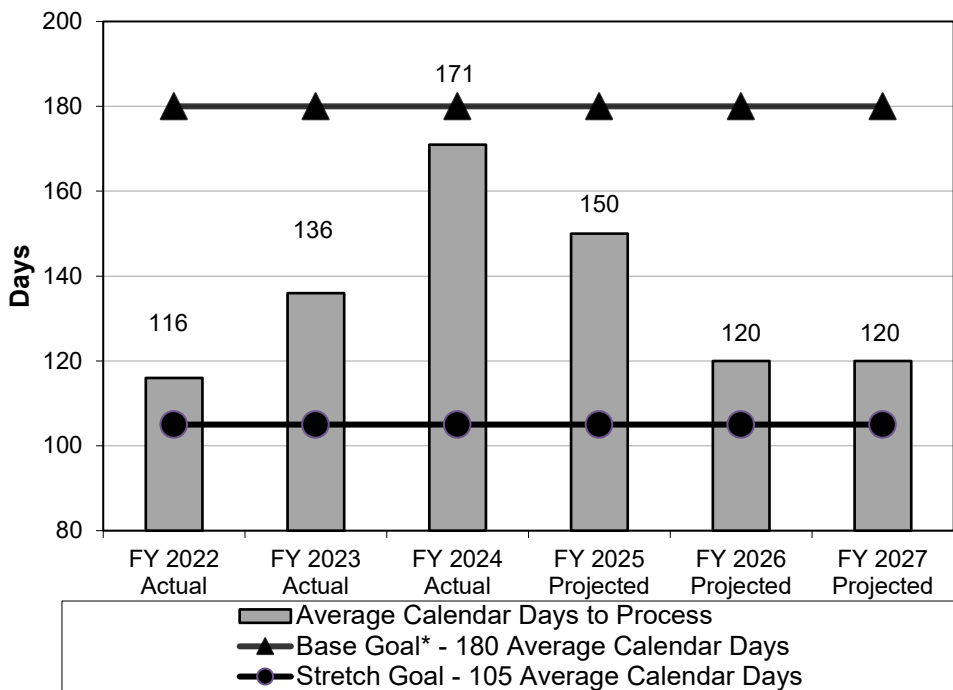
DEQ - Water Protection Program

Program is found in the following core budget(s): Water Protection Program

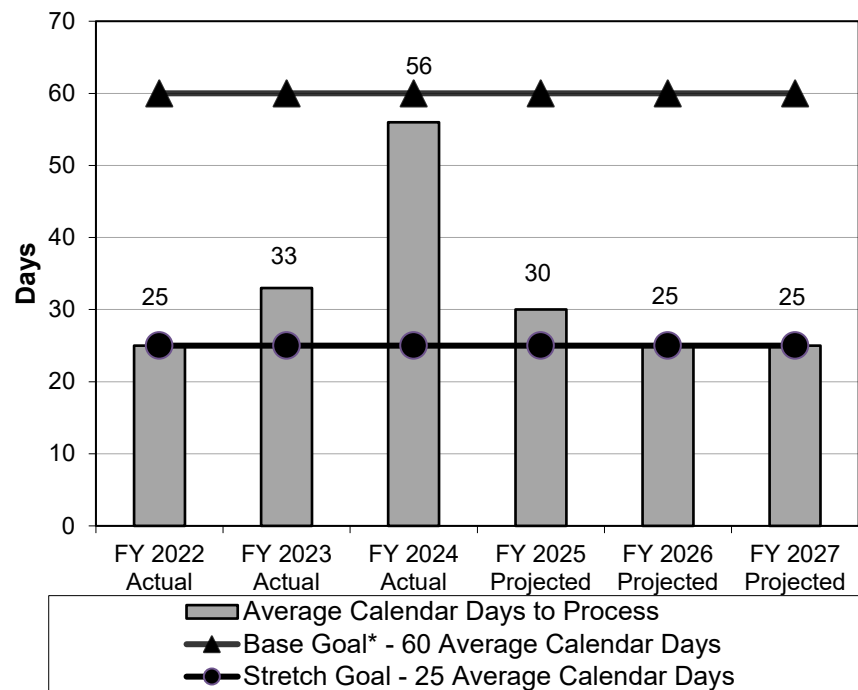
2d. Provide a measure(s) of the program's efficiency.

**Processing Time for Construction Permits**

**Average Days to Issue New Wastewater Construction Permits**



**Average Days to Issue Sewer Extension Construction Permits**



\* Baseline goals are derived from statutory requirements.

FY 2024 Days to Issue are higher due to increased infrastructure funding opportunities, increased design standard variance requests, and several very high-profile projects that require extra time. There were also 4 design standard variances in FY2024. These entail developing extra documentation, public notice, and approval from the Clean Water Commission, which only meets quarterly; therefore, adding up to 90 days to the processing time.

**PROGRAM DESCRIPTION**

Department of Natural Resources

AB Section(s): 6.225, 6.240, 6.245

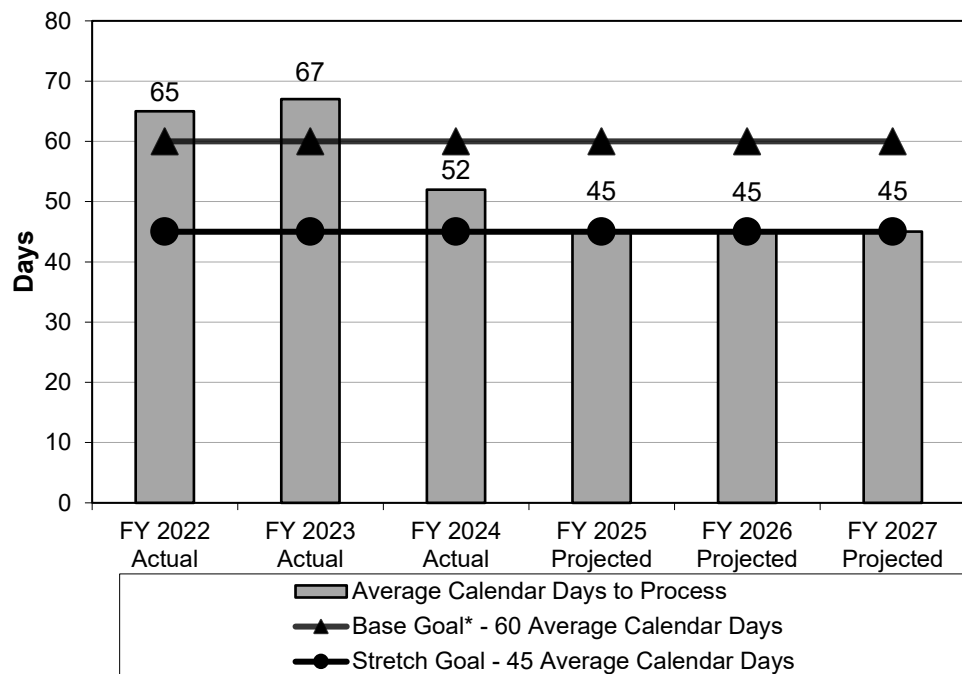
DEQ - Water Protection Program

Program is found in the following core budget(s): Water Protection Program

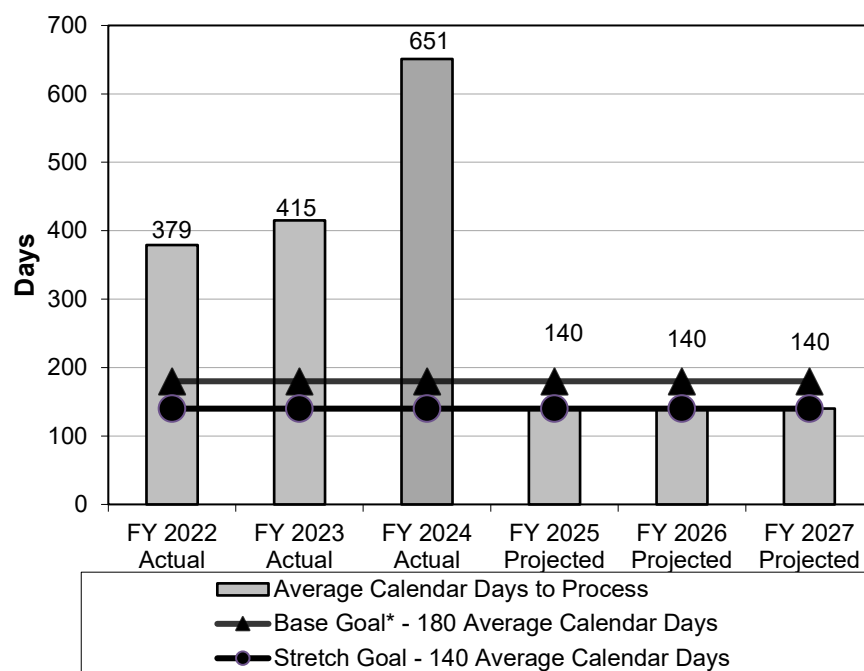
2d. Provide a measure(s) of the program's efficiency (continued).

**Processing Time for Wastewater Operating Permits**

**Average Days to Issue  
General Operating Permits**



**Average Days to Issue  
Site-Specific Permits**



\* Baseline goals are derived from statutory requirements.

In FY 2022 and 2023, a variety of factors including vacancies, application deadlines, and expiring permits impacted permit processing time.

Average processing times for site specific renewals will continue to be variable or high until the permit backlog is eliminated. This is because many backlog permits have been in process for hundreds of days so when backlog permits are issued this negatively impacts the average processing times as a whole.



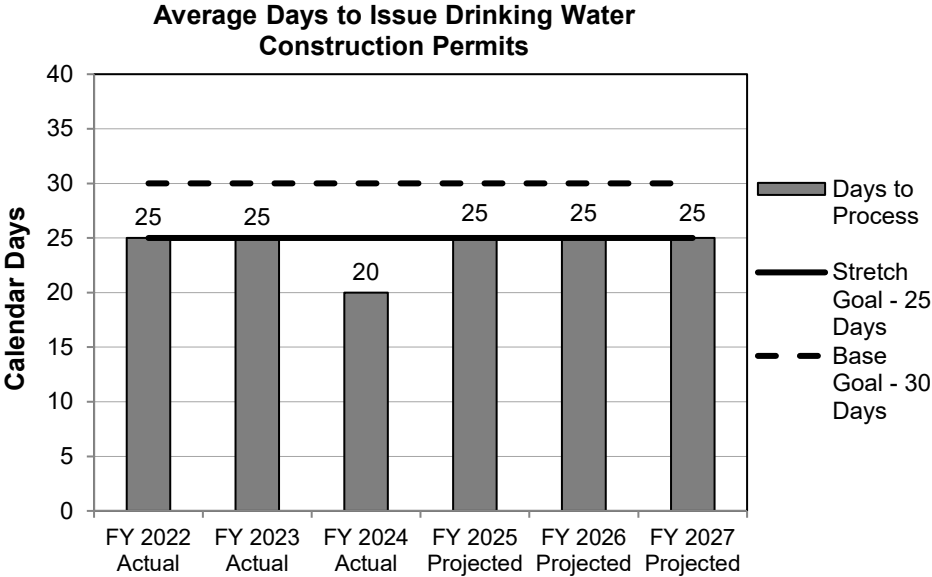
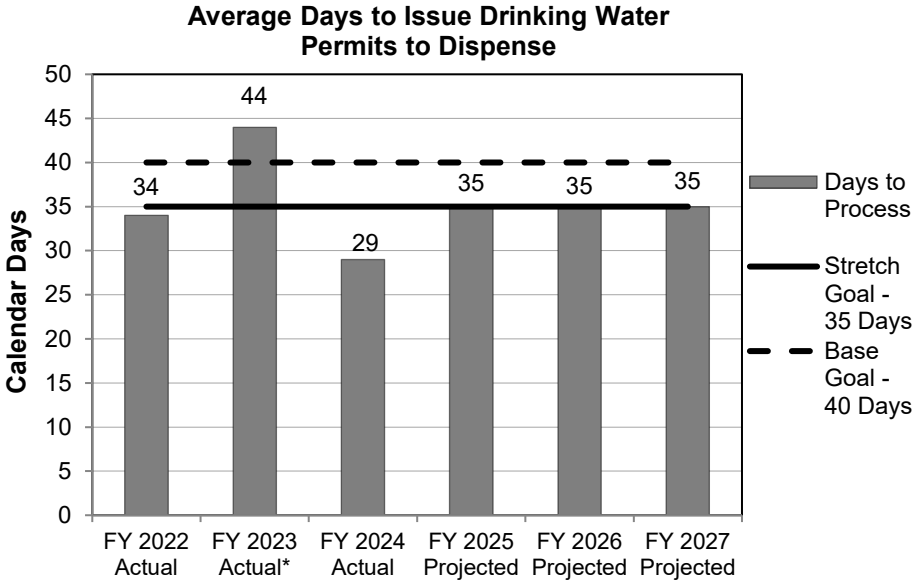
**PROGRAM DESCRIPTION**

**Department of Natural Resources**  
**DEQ - Water Protection Program**  
 Program is found in the following core budget(s): **Water Protection Program**

**AB Section(s): 6.225, 6.240, 6.245**

2d. Provide a measure(s) of the program's efficiency (continued).

**Processing Time for Drinking Water Permits**



All water systems are required to obtain a permit to dispense from the department before a source of supply is used or water dispensed to the public pursuant to Section 640.115, RSMo. These permits are required for new systems and when there is a transfer of ownership. These permits do not expire; however, the department periodically replaces permits to ensure the information is current.

All water systems are required to obtain authorization from the department prior to construction, alteration, or extension of a public water system pursuant to Section 640.115, RSMo.

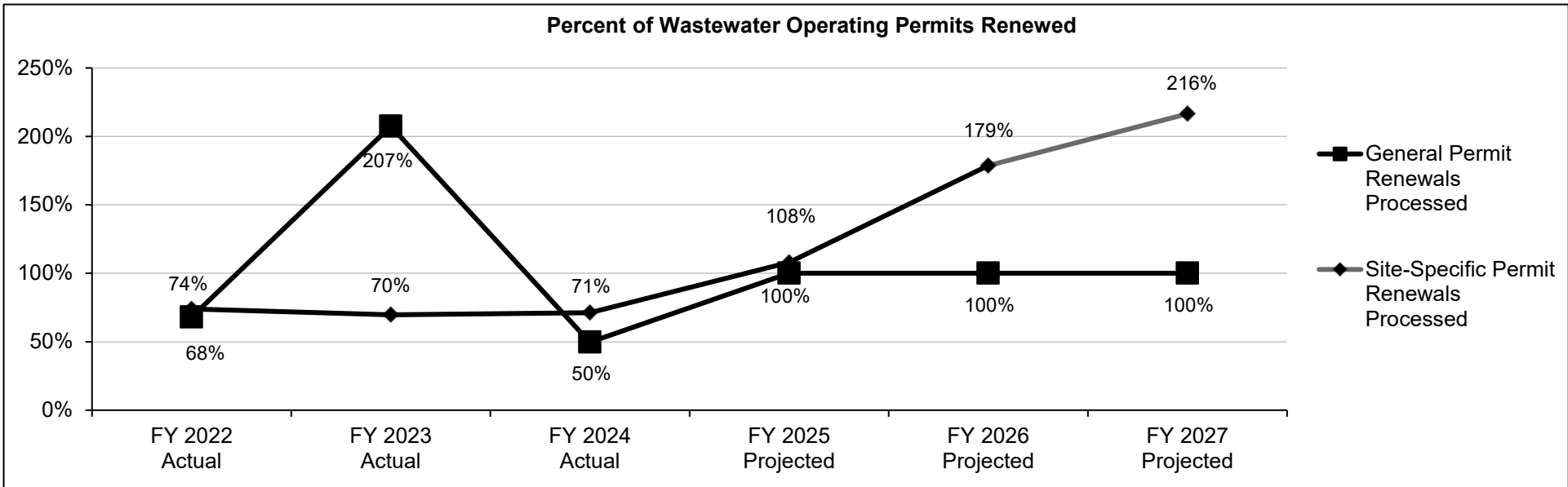
\*In FY 2023, the department began excluding replacement permits, which are department initiated and can be generated more quickly, allowing this metric to better reflect responsiveness to water system initiated requests.

**PROGRAM DESCRIPTION**

**Department of Natural Resources**  
**DEQ - Water Protection Program**  
**Program is found in the following core budget(s): Water Protection Program**

**AB Section(s): 6.225, 6.240, 6.245**

**2d. Provide a measure(s) of the program's efficiency (continued).**



Percent of permits renewed equals the number of permits renewed divided by the number of permit applications received in that fiscal year, which may cause the percentage to exceed 100 percent.

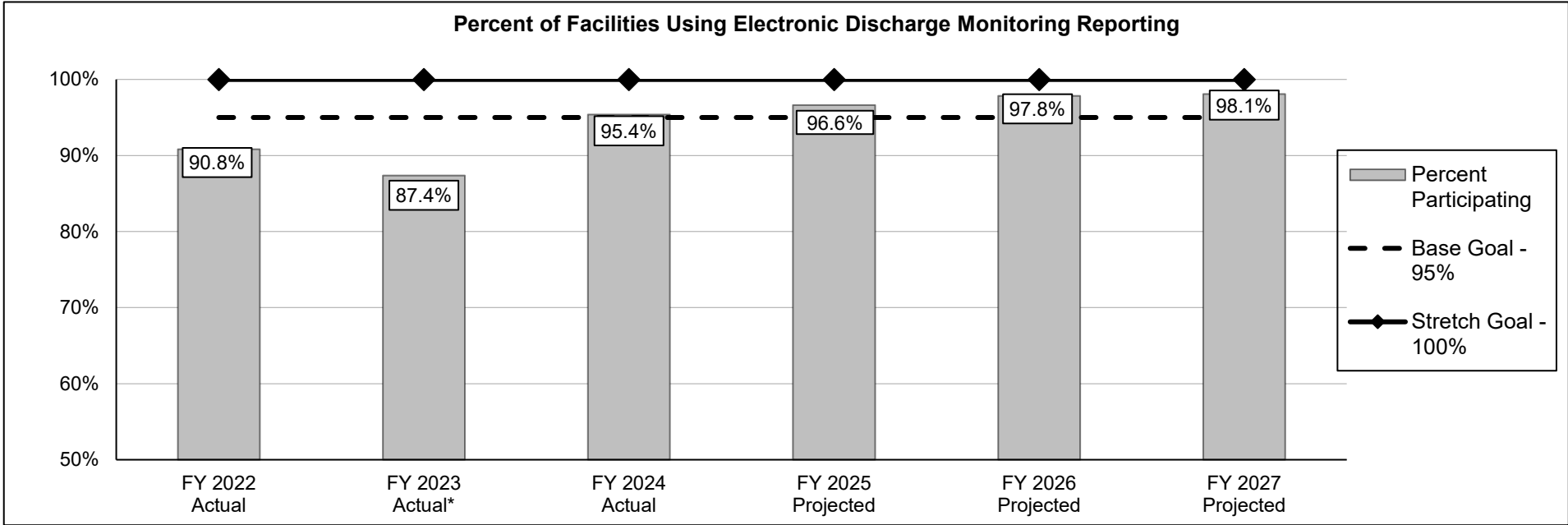
Permits cannot be reissued before the expiration date. The department has been reducing the backlog of permits since 2017, and anticipates eliminating the permit backlog by end of fiscal year 2027.

**PROGRAM DESCRIPTION**

**Department of Natural Resources**  
**DEQ - Water Protection Program**  
**Program is found in the following core budget(s): Water Protection Program**

**AB Section(s): 6.225, 6.240, 6.245**

**2d. Provide a measure(s) of the program's efficiency (continued).**



\*In FY2023, the percentage of facilities using the eDMR application decreased due to the new reporting requirement for MOGS and MOG01 Concentrated Animal Feeding Operation general permits. Previously both permit types did not require reporting thus were not included in the eDMR facility count. When those permits were renewed earlier this year they both required reporting on an annual basis. These permits are eligible to use the eDMR application, but have not since their reports are not due.

This is a measure of the number of National Pollution Discharge Elimination System regulated facilities that are required by the EPA eReporting Rule to submit discharge monitoring reports (DMRs) electronically known as eDMR. Until October 1, 2016, the use of eDMR was voluntary. After that date, all permits are required to use the eDMR system at renewal when submitting DMRs. With over 40,000 DMRs received by the program annually, the benefit of using eDMR is to streamline the submittal process, reduce transcription errors, and to have the ability to submit DMRs instantaneously.

**PROGRAM DESCRIPTION**

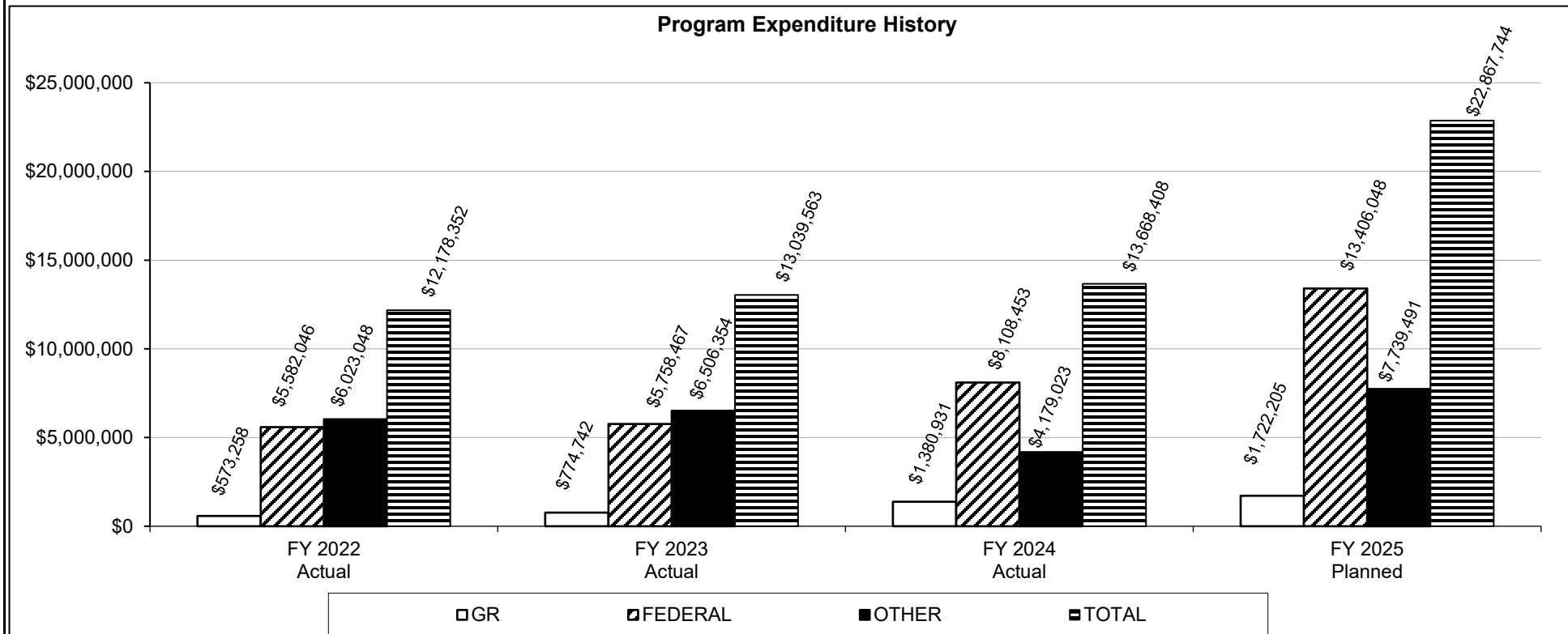
Department of Natural Resources

AB Section(s): 6.225, 6.240, 6.245

DEQ - Water Protection Program

Program is found in the following core budget(s): **Water Protection Program**

**3. Provide actual expenditures for the prior three fiscal years and planned expenditures for the current fiscal year. (Note: Amounts do not include fringe benefit costs.)**



Financial data for FY 2022 - FY 2023 includes Water Protection Program and Financial Assistance Center (FAC) operating authority and pass-through authority for Water Quality Studies and CAFO Closures. In many cases, pass-through appropriations have been provided to allow for encumbrance and payment of our commitments, which often span multiple fiscal years causing high unexpended balances. Not included in the data above is appropriation authority of \$9,000,000 for Water Quality Studies encumbrance purposes only, which must lapse. Otherwise, FY 2025 Planned is shown at full appropriation.

**PROGRAM DESCRIPTION**

<b>Department of Natural Resources</b>	<b>AB Section(s): 6.225, 6.240, 6.245</b>
<b>DEQ - Water Protection Program</b>	
<b>Program is found in the following core budget(s): Water Protection Program</b>	
<b>4. What are the sources of the "Other " funds?</b>	
<p>Natural Resources Protection Fund - Water Pollution Permit Fee Subaccount (1568); Safe Drinking Water Fund (1679); Concentrated Animal Feeding Operation Indemnity Fund (1834)</p>	
<b>5. What is the authorization for this program, i.e., federal or state statute, etc.? (Include the federal program number, if applicable.)</b>	
<p>Title 42, Chapter 6A, Subchapter XII, Part B, § 300(g)          Title 33, Chapter 26, Subchapters I-IV          Section 319(h)          Section 604(b)          Section 104(b)(3)          Public Law (107-117)          USGS Organic Act of 1879          RSMo Chapter 644          RSMo 640.100 through 640.140          RSMo 640.100.3 and 640.120          RSMo 644.006 through 644.096 and              RSMo 644.125 through 644.150          RSMo 640.700 through 640.758          RSMo 640.130</p>	<p>Federal Safe Drinking Water Act          Federal Clean Water Act          Federal Clean Water Act          Federal Clean Water Act          Federal Clean Water Act          Recovery from and Response to Terrorist Attacks on the United States Act, 2002          USGS Survey Research and Data Acquisition          Missouri Clean Water Law          Missouri Drinking Water Law          Water Testing Required          Planning, Permitting, Inspection, Remediation, Technical Assistance, Enforcement, and              Wastewater Operator Certification          Concentrated Animal Feeding Operation          Emergencies (Drinking Water Supplies) - actions to be taken - penalties</p>

**PROGRAM DESCRIPTION**

<b>Department of Natural Resources</b>	<b>AB Section(s): <u>6.225, 6.240, 6.245</u></b>
<b>DEQ - Water Protection Program</b>	
<b>Program is found in the following core budget(s): <u>Water Protection Program</u></b>	
<b>6. Are there federal matching requirements? If yes, please explain.</b>	
Clean Water Act §319(h) Non-point Source Management Grant	40% State/Local (EPA)
Clean Water Act §604(b) Water Quality Management Planning Grant	100% Federal (EPA)
Drinking Water State Revolving Fund Capitalization Grant	20% State/Local (EPA)
Performance Partnership Grant funds for Water Pollution	\$438,127 State (EPA)
Performance Partnership Grant funds for Drinking Water	25% State (EPA)
Section 106 Special Monitoring Grant	100% Federal (EPA)
Small and Disadvantaged Communities Drinking Water Grant	45% State/Local (EPA)
Bipartisan Infrastructure Law; Gulf Hypoxia Program Grant	100% Federal (EPA)
<b>7. Is this a federally mandated program? If yes, please explain.</b>	
EPA has delegated implementation of the Federal Clean Water Act and the Federal State Drinking Water Act to Missouri. This includes the Drinking Water State Revolving Fund.	
The Federal Safe Drinking Water Act requires public drinking water systems to conduct routine chemical, radiological, and microbiological monitoring of the water. Section 640.100.3, RSMo, mandates that the state will provide this monitoring for these drinking water systems.	
The Water Quality Studies appropriation funds mandates of the Federal Clean Water Act to report on water quality, identify impaired waters, and develop permits and strategies to restore and maintain water bodies.	

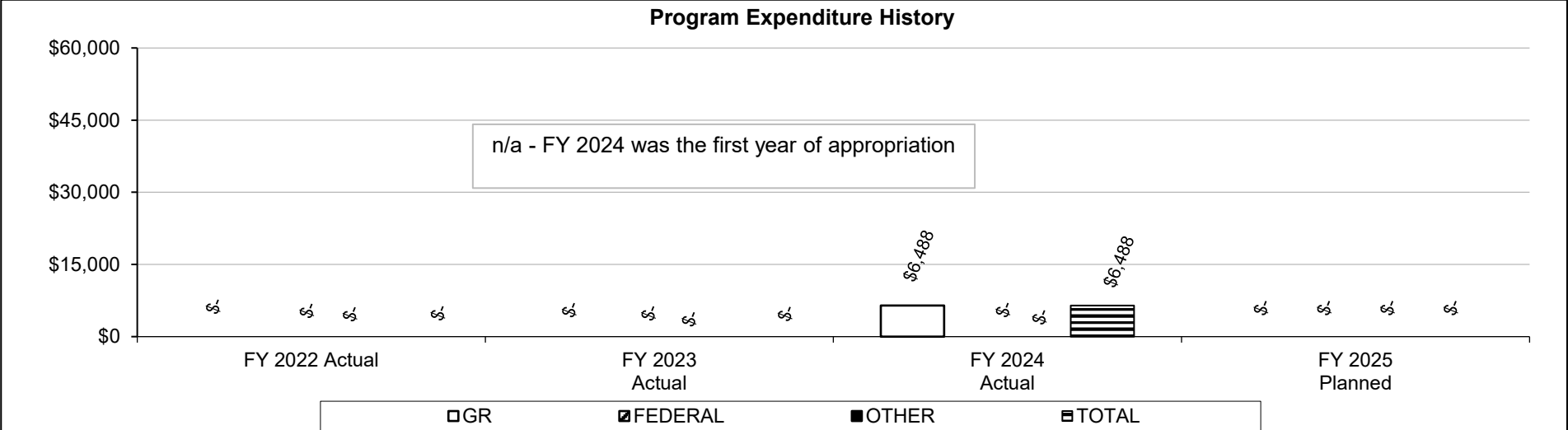
**PROGRAM DESCRIPTION**

<b>Department of Natural Resources</b>	<b>AB Section(s):</b> <u>n/a</u>
<b>DEQ - Water Protection Program</b>	
<b>Program is found in the following core budget(s):</b> <u>Water Quality Monitoring - Elk River</u>	
<b>1a. What strategic priority does this program address?</b>	
Water Quality Monitoring Improvement	
<b>1b. What does this program do?</b>	
Additional ambient water quality monitoring in the Elk River watershed will provide updated information on the status of nutrients and bacteria in the Elk River and its major tributaries. The Elk River Total Maximum Daily Load (TMDL) for nutrients was approved by U.S. Environmental Protection Agency (EPA) in March 2004 and only limited nutrient data (i.e., Total Nitrogen, Total Phosphorous) has been collected since that time. Additionally, the major tributaries to the Elk River have not had bacteria (i.e., E.coli) data collected since 2007. Collecting additional nutrient and bacteria data in the Elk River watershed will provide updated information on how water quality may have changed over the past two decades and provide insight on what additional pollutant reductions may be necessary to achieve water quality standards.	
<b>2a. Provide an activity measure(s) for the program.</b>	
Completion of the one-time project and disbursement by June 30, 2024.	
<b>2b. Provide a measure(s) of the program's quality.</b>	
Completion of the project meets all planned specifications.	
<b>2c. Provide a measure(s) of the program's impact (continued).</b>	
Updated information provided on the status of nutrients and bacteria in the Elk River and its major tributaries.	
<b>2d. Provide a measure(s) of the program's efficiency.</b>	
Project is completed within budget.	

**PROGRAM DESCRIPTION**

**Department of Natural Resources** AB Section(s): n/a  
**DEQ - Water Protection Program**  
**Program is found in the following core budget(s): Water Quality Monitoring - Elk River**

**3. Provide actual expenditures for the prior three fiscal years and planned expenditures for the current fiscal year. (Note: Amounts do not include fringe benefit costs.)**



FY 2025 Planned is shown at full appropriation.

**4. What are the sources of the "Other " funds?**  
 Not applicable

**5. What is the authorization for this program, i.e., federal or state statute, etc.? (Include the federal program number, if applicable.)**  
 HB 6, Section 6.241 (2023)

**6. Are there federal matching requirements? If yes, please explain.**  
 No

**7. Is this a federally mandated program? If yes, please explain.**

No. Sampling specific to the Elk River watershed is not federally mandated, but the monitoring will be used to fulfill the federal requirements to identify impairments and develop strategies (TMDLs) for restoration.



## PROGRAM DESCRIPTION

<b>Department of Natural Resources</b>	<b>AB Section(s): 6.225, 6.250</b>
<b>DEQ - Air Pollution Control Program</b>	
<b>Program is found in the following core budget(s): Air Pollution Control Program</b>	

**1a. What strategic priority does this program address?**

The Air Pollution Control Program helps Missouri citizens thrive by managing natural resources to promote a healthy environment and economy by:

- Promoting environmental responsibility and resource stewardship.
- Enhancing services, information, and communication to improve customer experience.
- Modernizing community infrastructure, strengthening workforce, and supporting economic development.
- Improving internal processes to better serve our customers.

**1b. What does this program do?**

The Air Pollution Control Program maintains and improves the quality of Missouri’s air. The program operates according to the Missouri Air Conservation Law and federal Clean Air Act:

- Issues permits and provides assistance so activities are conducted in compliance with laws and regulations
- Collects ambient air monitoring and emission information as an indicator of ambient air quality in Missouri
- Develops rules and state plans detailing what measures will achieve the air quality standards in any area
- Manages the Gateway Vehicle Emission Inspection Program (GVIP) which affects approximately 700,000 vehicles in the St. Louis area
- Provides financial assistance to entities through grants or contracts to carry out activities aimed at reducing air pollution
- Implements the Volkswagen Mitigation Trust by administering funds to eligible individuals, companies, governments, and other entities to reduce air pollution from mobile sources

The following table shows financial data for the budget units included in this form.

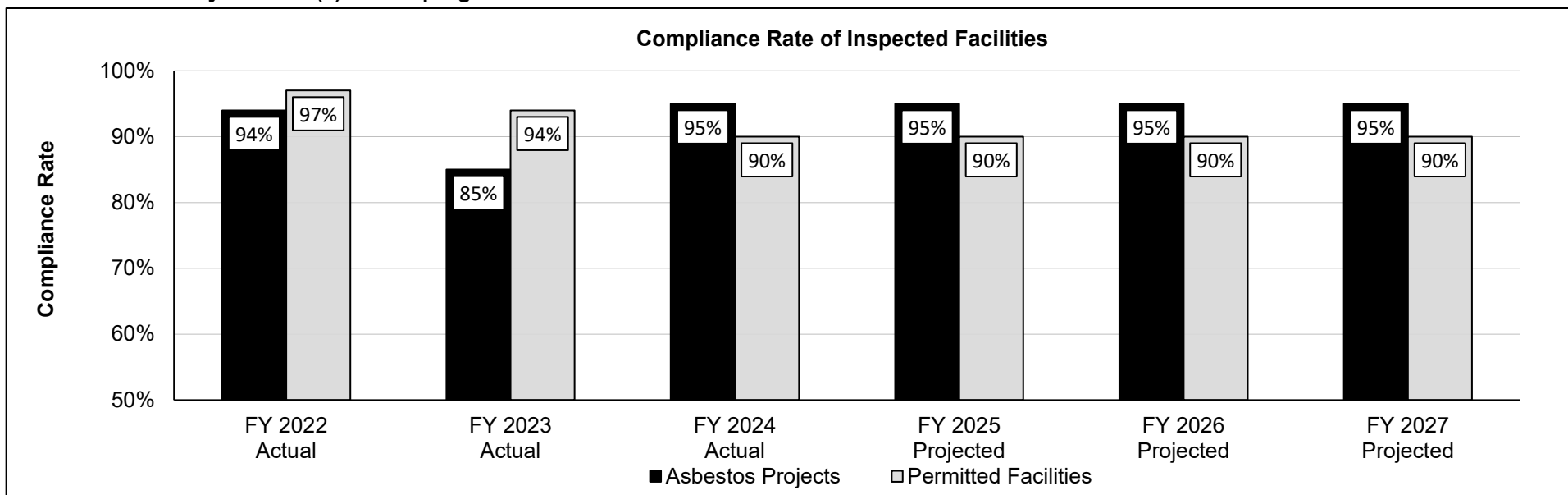
	<b>FY 2022</b>	<b>FY 2023</b>	<b>FY 2024</b>	<b>FY 2025</b>	<b>FY 2026</b>
	<b>Actual</b>	<b>Actual</b>	<b>Actual</b>	<b>Current</b>	<b>Request</b>
Air Pollution Control Operations (430012B)	3,840,453	4,052,803	4,926,772	6,786,366	6,786,366
Air Grants & Contracts PSD (430023B)	5,145,061	6,115,543	5,696,037	17,286,494	17,286,494
Total	8,985,514	10,168,346	10,622,809	24,072,860	24,072,860

**PROGRAM DESCRIPTION**

**Department of Natural Resources**  
**DEQ - Air Pollution Control Program**  
 Program is found in the following core budget(s): **Air Pollution Control Program**

**AB Section(s): 6.225, 6.250**

2a. Provide an activity measure(s) for the program.



Asbestos Projects: The base compliance rate goal for regulated asbestos projects is 85%; the stretch goal is 100%.

Permitted Facilities: The base compliance rate goal for permitted facilities is 94%; the stretch goal is 100%.

The lower Asbestos Compliance Rate in FY 2023 is due to fewer inspections conducted (largely due to vacancies) with more violations documented during those inspections.

The department commits to U.S. Environmental Protection Agency to conduct a minimum of 600 annual inspections of permitted facilities and asbestos projects. In FY 2024, the department inspected 100 (of 174) regulated asbestos abatement projects and 670 (of 2,038) permitted facilities, for a total of 770 inspections.

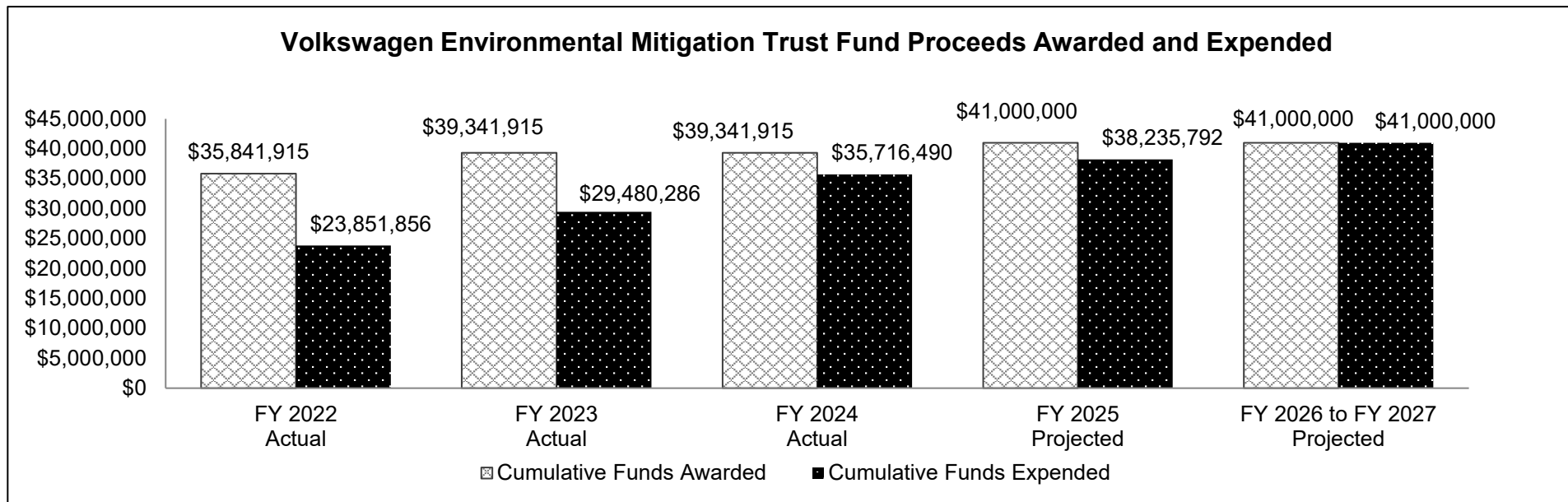
All facility types (Part 70 Permit, Intermediate Permit, No Operating Permit, and Construction Permit-No Operating Permit) are included in an inspection rotation that ranges from 2 to 7 years based upon facility type.

**PROGRAM DESCRIPTION**

**Department of Natural Resources**  
**DEQ - Air Pollution Control Program**  
**Program is found in the following core budget(s): Air Pollution Control Program**

**AB Section(s): 6.225, 6.250**

2a. Provide an activity measure(s) for the program (continued).



Activity is measured by VW Trust funds awarded and expended during the fiscal year. FY 2019 was the first year of appropriation. FY 2019 through FY 2022 includes \$1 million of funds appropriated to the Department of Corrections. By FY 2027, the entire \$41,000,000 of the trust will be expended. Awarded projects are typically only paid upon completion of all program requirements, unless circumstances exist that require advanced payment. Therefore, payment for awarded projects may not occur in the same fiscal year as the award is approved.

For fiscal years 2020-2022, the department awarded approximately \$27.5 million in projects, but was not able to disperse all of these funds by fiscal year end. These awards were processed and distributed in FY 2021, FY 2022, FY 2023, and FY 2024 and will continue to be distributed in FY 2025 due to disruptions in the supply chain.

FY 2025 Cumulative Funds Awarded and FY 2026 - FY 2027 Projected Cumulative Funds Awarded and Cumulative Funds Expended updated to reflect project funds only.

## PROGRAM DESCRIPTION

Department of Natural Resources

AB Section(s): 6.225, 6.250

DEQ - Air Pollution Control Program

Program is found in the following core budget(s): Air Pollution Control Program

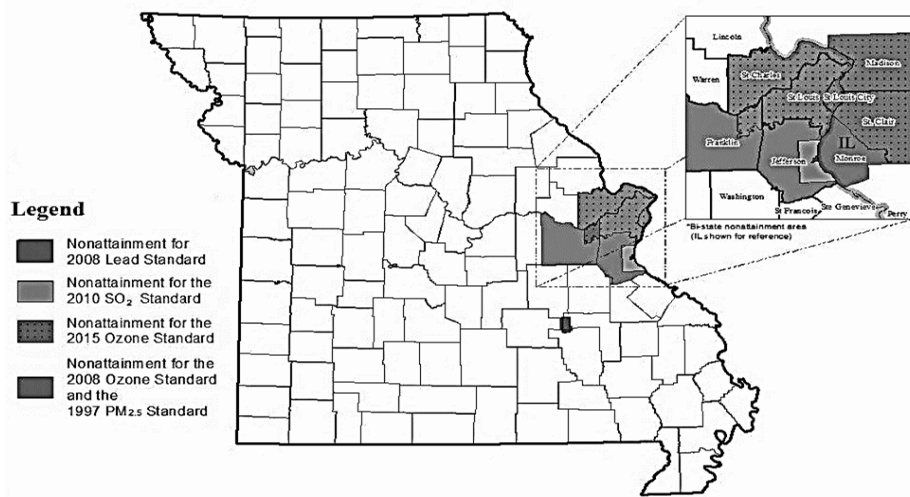
2b. Provide a measure(s) of the program's quality.

### Population Areas Based on Current Air Quality Designations

(Attainment Population 68%; Nonattainment Population 32%)

**Prior Designated Nonattainment Areas**

**Currently Designated Nonattainment Areas**



In January of 2022, EPA redesignated the nonattainment areas located in Jefferson and Jackson counties to attainment for the 2010 Sulfur Dioxide Standard. In September of 2018, EPA redesignated the St. Louis nonattainment area to attainment for the 2008 ozone standard. The entire state is now in attainment with the 2008 ozone standard. The City of St. Louis, the Counties of St. Charles, St. Louis, and Jefferson and Boles Township of Franklin County are currently designated nonattainment for the 2015 Ozone standard. In addition, in 2020, EPA designated a portion of New Madrid County as nonattainment for the 2010 Sulfur Dioxide standard.

Base Goal: Prior to the redesignations for Jackson and Jefferson counties, 66% of Missourians lived in designated attainment areas. Now 68% of Missourians live in designated attainment areas.

Stretch Goal: Attainment areas are reviewed as federal air quality standards are updated (the Clean Air Act requires EPA to evaluate standards every five years) and as air quality monitoring data is quality assured. The ultimate goal is for 100% of the population to live in areas that meet all national ambient air quality standards.

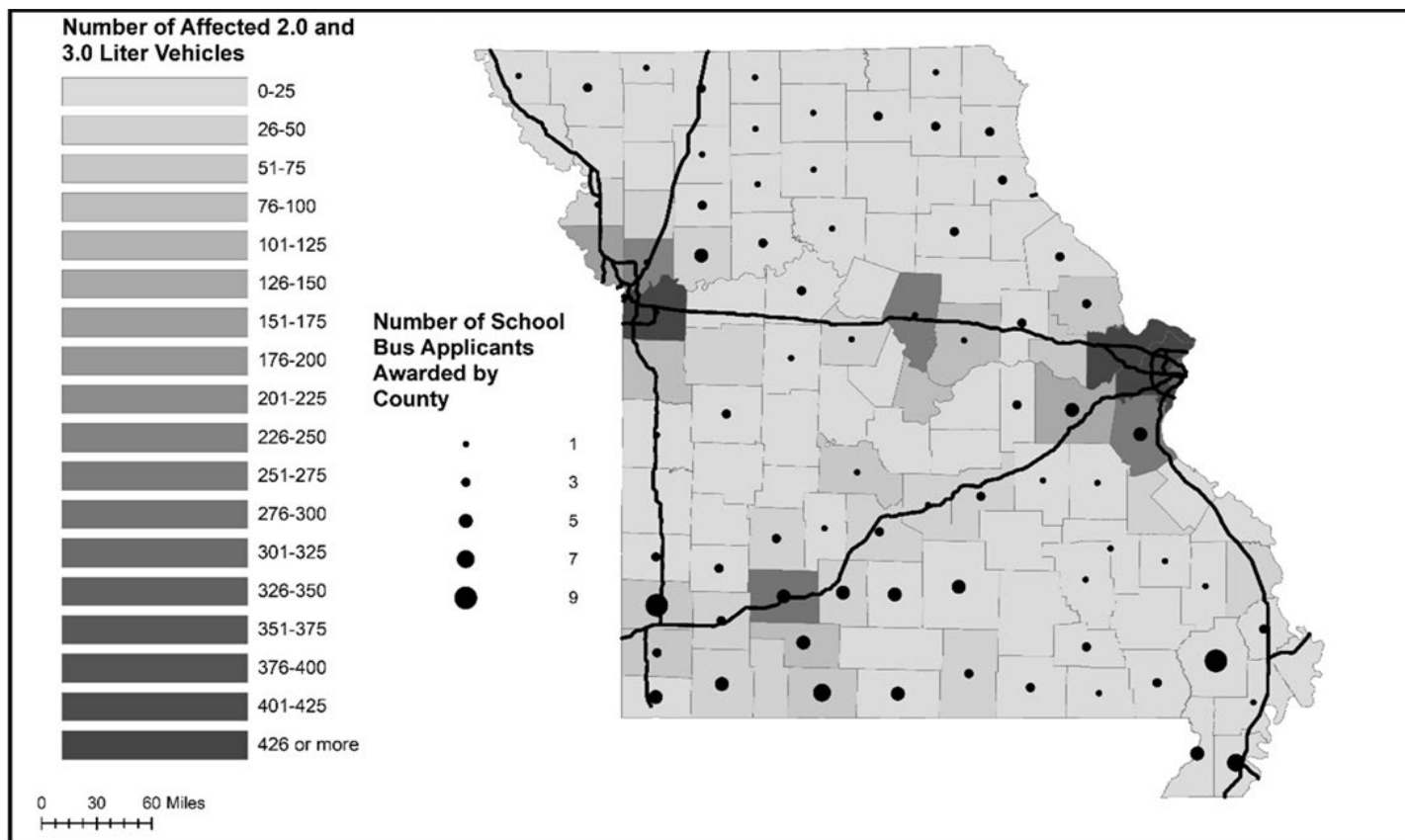
**PROGRAM DESCRIPTION**

**Department of Natural Resources**  
**DEQ - Air Pollution Control Program**  
 Program is found in the following core budget(s): **Air Pollution Control Program**

**AB Section(s): 6.225, 6.250**

2b. Provide a measure(s) of the program's quality (continued).

**Volkswagen School Bus Total Applications Awarded**



The map shows applications (circles) for school buses awarded to date and represent districts that own their own buses.

Applicants align spatially with the planned goal of spreading the new buses across the state, and their emission reductions will begin to offset emissions in counties with the higher numbers of affected Volkswagen vehicles.

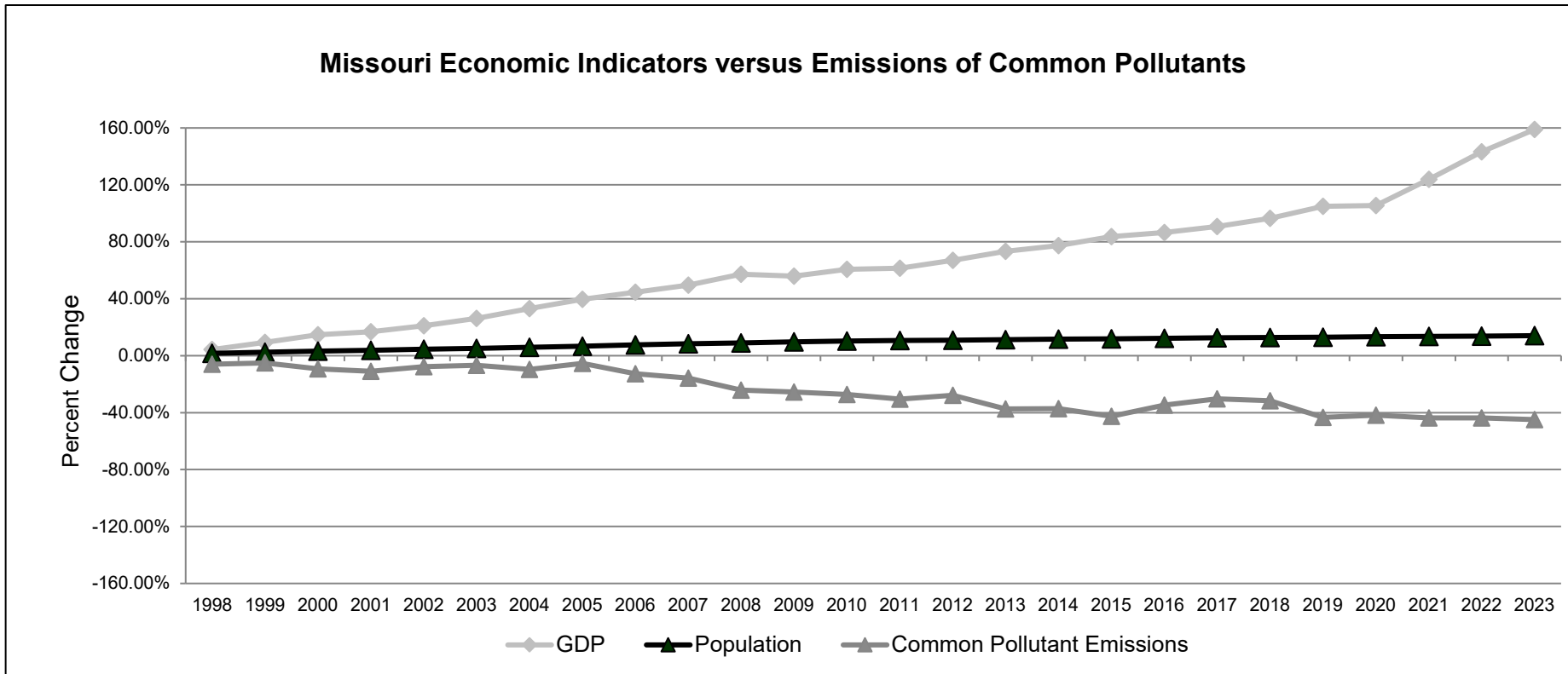
Since implementation of the trust, the department has approved 195 school bus replacement awards in 65 counties.

**PROGRAM DESCRIPTION**

**Department of Natural Resources**  
**DEQ - Air Pollution Control Program**  
 Program is found in the following core budget(s): **Air Pollution Control Program**

**AB Section(s): 6.225, 6.250**

2c. Provide a measure(s) of the program's impact.



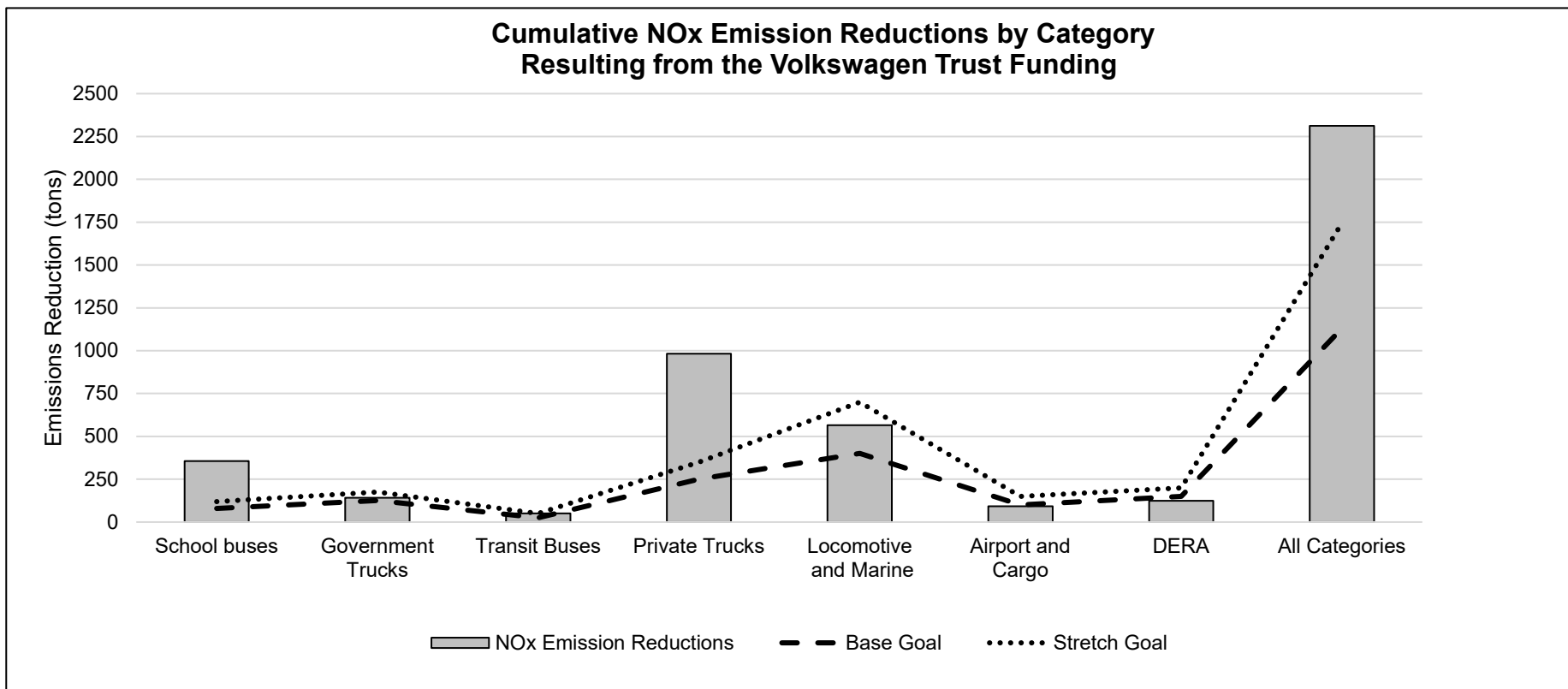
Base/Stretch Goal: Missouri's emissions continue to trend downward as economic investment and development increases.  
 Common Pollutants include: Carbon Monoxide, Fine Particulate, Sulfur Dioxide, Nitrogen Dioxide, and Volatile Organic Compounds  
 This chart reflects the most recent available data.

**PROGRAM DESCRIPTION**

**Department of Natural Resources**  
**DEQ - Air Pollution Control Program**  
 Program is found in the following core budget(s): **Air Pollution Control Program**

**AB Section(s): 6.225, 6.250**

2c. Provide a measure(s) of the program's impact (continued).



Beginning in FY 2019, emission reduction goals were estimated assuming average emission reductions based on the amount of funding allocated to the eight different award categories under Missouri's Beneficiary Mitigation Plan. Actual emission reductions are the result of the projects selected and completed. Although awarded in FY 2020 and FY 2021, projects continued through FY 2022, FY 2023 and FY 2024. The chart is based on awarded applications and represents the expected total overall emission reductions.

**PROGRAM DESCRIPTION**

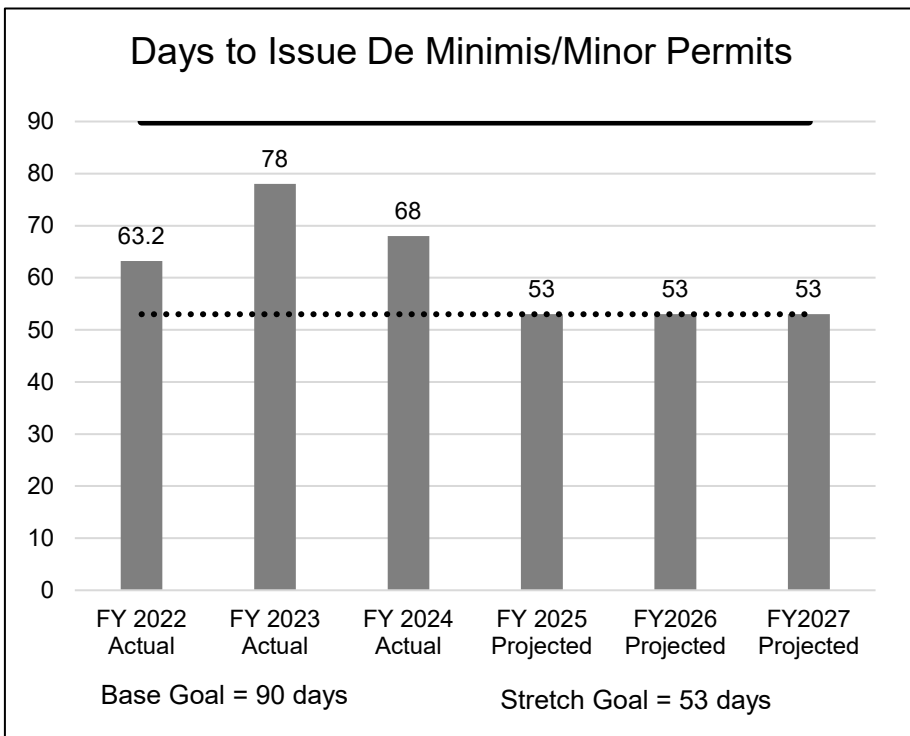
**Department of Natural Resources**

**AB Section(s): 6.225, 6.250**

**DEQ - Air Pollution Control Program**

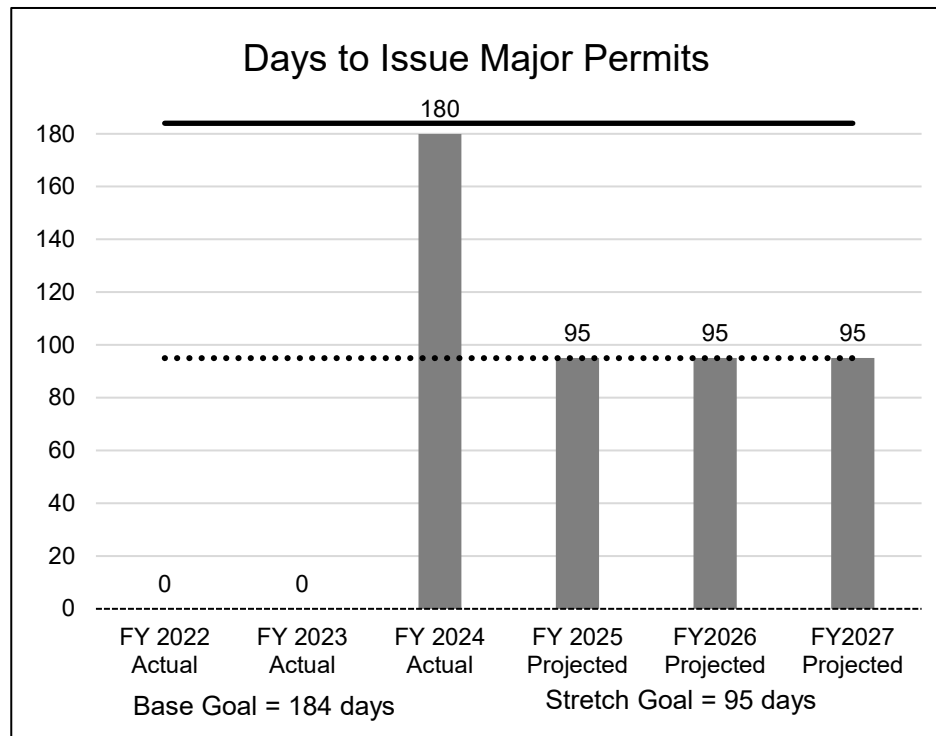
**Program is found in the following core budget(s): Air Pollution Control Program**

**2d. Provide a measure(s) of the program's efficiency.**



FY 2022 numbers were impacted by a high number of vacant permit writer positions.  
FY 2023 data reflects updated actual days to issue permits.

Regulatory and statutory requirements are to issue permits in 90 days for De Minimis/Minor or 184 days for Major permit types.



No major permits issued in FY 2022 or 2023.  
FY 2023 data reflects updated actual days to issue permits.  
FY 2024 days to issue increased due to variance in the number of pollutants and emissions in each permit application, which amplified the complexity and amount time it takes to review applications.

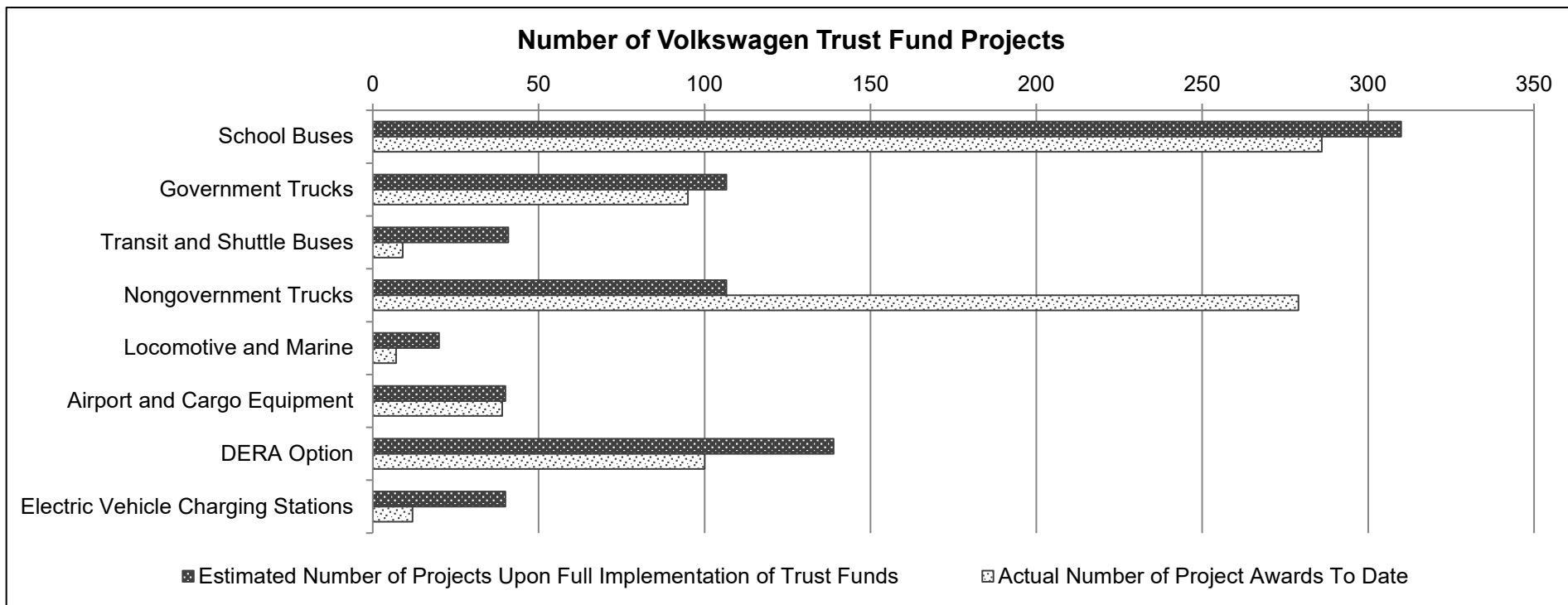


**PROGRAM DESCRIPTION**

**Department of Natural Resources**  
**DEQ - Air Pollution Control Program**  
**Program is found in the following core budget(s): Air Pollution Control Program**

**AB Section(s): 6.225, 6.250**

2d. Provide a measure(s) of the program's efficiency (continued).



Expected number of projects are based on funding in the eight award categories in Missouri's Beneficiary Mitigation Plan.

**PROGRAM DESCRIPTION**

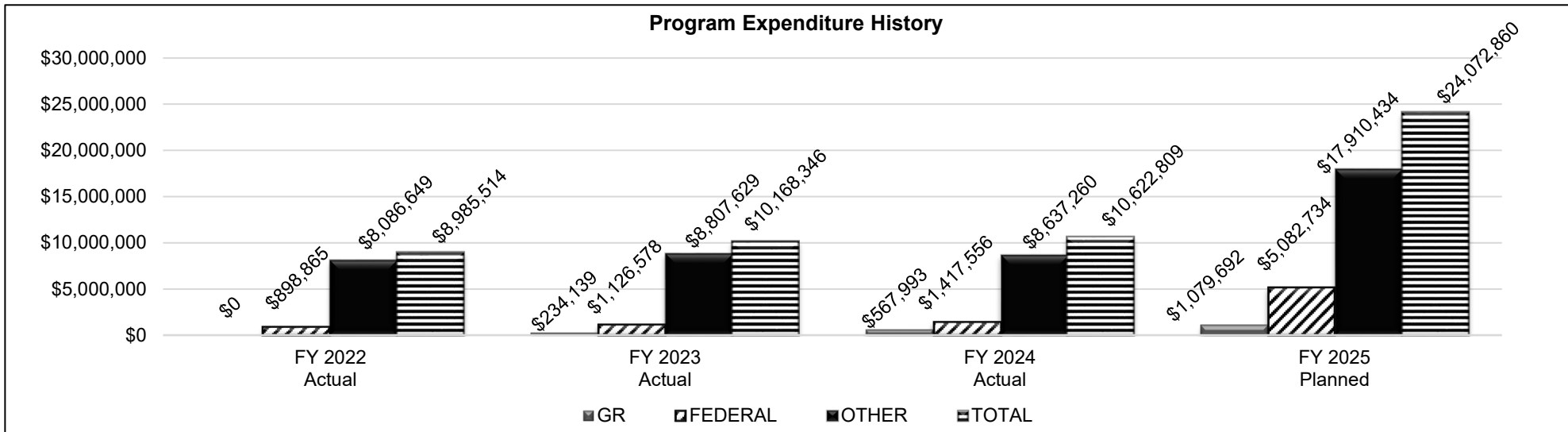
**Department of Natural Resources**

**AB Section(s): 6.225, 6.250**

**DEQ - Air Pollution Control Program**

**Program is found in the following core budget(s): Air Pollution Control Program**

**3. Provide actual expenditures for the prior three fiscal years and planned expenditures for the current fiscal year. (Note: Amounts do not include fringe benefit costs.)**



Financial data includes operating and pass-through appropriations. Pass-through appropriations are set at a level to encumber and pay our commitments, which often span multiple fiscal years. FY 2025 Planned is shown at full appropriation.

**4. What are the sources of the "Other " funds?**

Missouri Air Emission Reduction Fund (1267); Volkswagen Environmental Mitigation Trust Proceeds Fund (1268); Natural Resources Protection Fund - Air Pollution Agricultural Anhydrous Ammonia Fee Subaccount (1554); Natural Resources Protection Fund - Air Pollution Asbestos Fee Subaccount (1584); Natural Resources Protection Fund - Air Pollution Permit Fee Subaccount (1594)

**PROGRAM DESCRIPTION**

<b>Department of Natural Resources</b>	<b>AB Section(s): 6.225, 6.250</b>
<b>DEQ - Air Pollution Control Program</b>	
<b>Program is found in the following core budget(s): Air Pollution Control Program</b>	
<b>5. What is the authorization for this program, i.e., federal or state statute, etc.? (Include the federal program number, if applicable.)</b>	
Federal Clean Air Act, with amendments, 1990	40 CFR Part 51 Subpart S
Energy Policy Act of 2005	
RSMo 643.010 through 643.220	Prevention, abatement, and control of air pollution
RSMo 643.050	Agricultural Anhydrous Ammonia Risk Management Plans
RSMo 643.060	Authority to accept, receive, and administer grants
RSMo 643.225 through 643.265	Asbestos abatement
RSMo 643.300 through 643.355	Air Quality Attainment Act
RSMo Chapter 643	Prevention, Abatement, and Control of Air Pollution
RSMo 643.050	Power and duties of commission - rules, procedure
United States v. Volkswagen AG, et al., No 16-cv-295 (N.D. Cal.).	Authorization to spend VW Environmental Trust Fund
<b>6. Are there federal matching requirements? If yes, please explain.</b>	
The Performance Partnership Grant (PPG) requires the state to provide a continuing level of state funding.	Approximately 60% Federal (EPA)/40% State Match
Clean Air Act Section 103 (CAA) Grant PM 2.5	100% Federal (EPA)
National Air Toxic Trends Site (NATTS) Grant	100% Federal (EPA)
Diesel Emission Reduction Act (DERA) Grant	60% Federal (EPA)/40% State Match (VW Trust Funds)
CAA American Rescue Plan Act Grant	
Climate Pollution Reduction Grant (CPRG) - Planning	100% Federal (EPA)
CAA Inflation Reduction Act Grant	100% Federal (EPA)
CAA Inflation Reduction Act Grant sections 60105(a) & (b)	100% Federal (EPA)
CAA Inflation Reduction Act Grant section 60105(c)	100% Federal (EPA)
<b>7. Is this a federally mandated program? If yes, please explain.</b>	
EPA has delegated to the department authority to ensure compliance with the requirements of the federal Clean Air Act. Additionally, the 1990 federal Clean Air Act Amendments require states to monitor air quality for compliance with the federal, health-based standards (NAAQS). St. Louis currently is designated a "moderate" ozone nonattainment area. Pursuant to the federal Clean Air Act and regulations promulgated thereunder, a moderate ozone nonattainment area is required to have a vehicle emissions Inspection/Maintenance (I/M) program.	

## PROGRAM DESCRIPTION

Department of Natural Resources

AB Section(s): 6.225, 6.265

DEQ - Environmental Remediation Program

Program is found in the following core budget(s): Environmental Remediation Program

### 1a. What strategic priority does this program address?

The Environmental Remediation Program helps Missouri citizens by managing natural resources to promote a healthy environment and economy by:

- Promoting environmental responsibility and resource stewardship.
- Enhancing services, information, and communication to improve customer experience.
- Modernizing community infrastructure, strengthening workforce, and supporting economic development.
- Improving internal processes to better serve our customers.

### 1b. What does this program do?

The major functions of the Environmental Remediation Program are:

#### Pollution Prevention

- Prevents environmental damages and impacts to public health
- Promotes safe operation of approximately 3,196 underground storage tank sites by registering tanks, maintaining data, providing compliance assistance, conducting inspections, and taking appropriate enforcement actions
- Provides training and equipment to first responders along radioactive materials transportation routes

#### Remediation

- Addresses environmental contamination through investigation, remediation of contaminated sites, and restoration of land to productive use
- Implements laws that require responsible parties to be accountable for contamination
- Facilitates environmental remediation when parties seek to voluntarily clean up contaminated sites
- Provides oversight of parties conducting remediation

#### Long-Term Stewardship

- Implements long-term management to protect human health and the environment following risk-based cleanups
- Performs operation and maintenance activities
- Conducts inspections
- Maintains a registry and on-line mapper, providing information to the public on appropriate and productive reuse of properties

(continued on following page)

**PROGRAM DESCRIPTION**

**Department of Natural Resources** **AB Section(s): 6.225, 6.265**  
**DEQ - Environmental Remediation Program**  
**Program is found in the following core budget(s): Environmental Remediation Program**

**1b. What does this program do (continued)?**

Environmental Restoration

Assesses, restores, or rehabilitates damage to natural resources

The Environmental Remediation Program utilizes program-specific distribution appropriations in conjunction with operating appropriations to:

- Contract cleanup, monitoring, assessment work, manage data, perform relevant environmental studies, or related activities
- Meet state obligations at Superfund sites
- Investigate radiological contaminated sites

The following table shows financial data for the budget units included in this form.

	<b>FY 2022</b>	<b>FY 2023</b>	<b>FY 2024</b>	<b>FY 2025</b>	<b>FY 2026</b>
	<b>Actual</b>	<b>Actual</b>	<b>Actual</b>	<b>Current</b>	<b>Request</b>
Environmental Remediation Operations (430013B)	3,373,472	3,815,825	4,393,158	5,640,929	5,640,929
Hazardous Sites PSD (430025B)	2,523,071	2,075,695	3,533,941	8,415,613	7,665,613
<b>Total</b>	<b>5,896,543</b>	<b>5,891,520</b>	<b>7,927,099</b>	<b>14,056,542</b>	<b>13,306,542</b>

**2a. Provide an activity measure(s) for the program.**

Clients served represents a known universe of persons and facilities regulated through licenses, registrations, and certifications plus sites either being assessed for contamination or sites in cleanup oversight.

<b>Clients Served</b>	<b>FY 2022</b>	<b>FY 2023</b>	<b>FY 2024</b>
Underground Storage Tanks (UST)/Leaking UST sites	3,276	3,260	3,196
Federal Facility sites	256	256	261
Brownfields/Voluntary Cleanup Program (BVCP) sites	776	807	720
Superfund Sites Evaluated Under CERCLA	251	230	240
<b>Totals</b>	<b>4,559</b>	<b>4,553</b>	<b>4,417</b>

PROGRAM DESCRIPTION

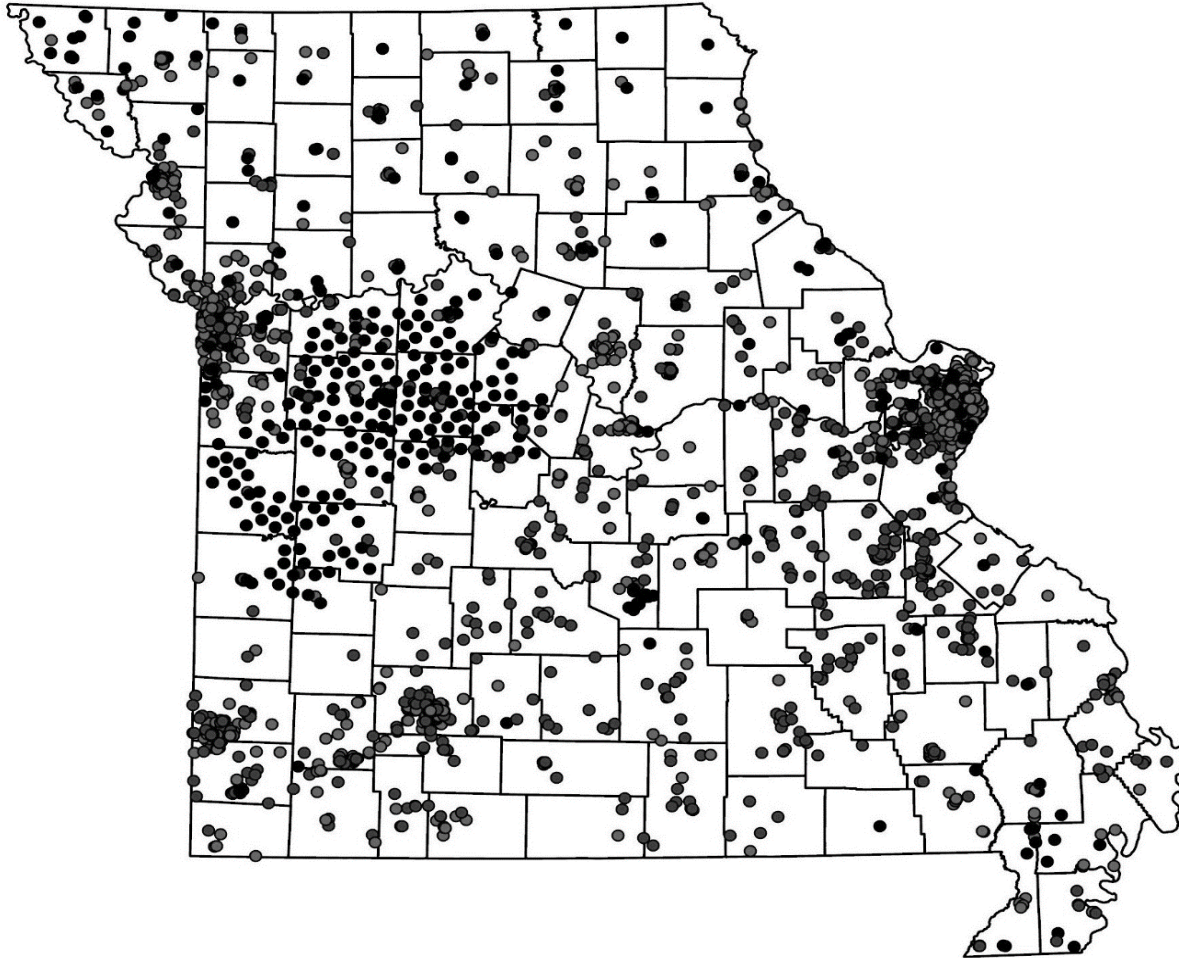
Department of Natural Resources

AB Section(s): 6.225, 6.265

DEQ - Environmental Remediation Program

Program is found in the following core budget(s): Environmental Remediation Program

2a. Provide an activity measure(s) for the program (continued).



**Ongoing Active Cleanup and Long-Term Stewardship Sites as of June 2024**

Each dot represents one Superfund, BVCP, or Federal Facilities site where the Department provides cleanup oversight or long-term stewardship monitoring.

**Brownfields/Voluntary Cleanup Program (BVCP) -** The program provides funding and technical assistance to help assess the environmental condition of properties; addresses and oversees brownfield cleanups; and provides long-term stewardship of completed sites.

**Superfund -** EPA, the State, and responsible parties provide funding for assessment activities, oversight, and cleanup at Superfund sites. The state pays 10% of the total EPA cleanup costs and 100% of ongoing operation and maintenance at sites without responsible parties.

**Federal Facilities -** Federal agencies provide funding to oversee cleanup at U.S. Department of Defense and Department of Energy sites.

**PROGRAM DESCRIPTION**

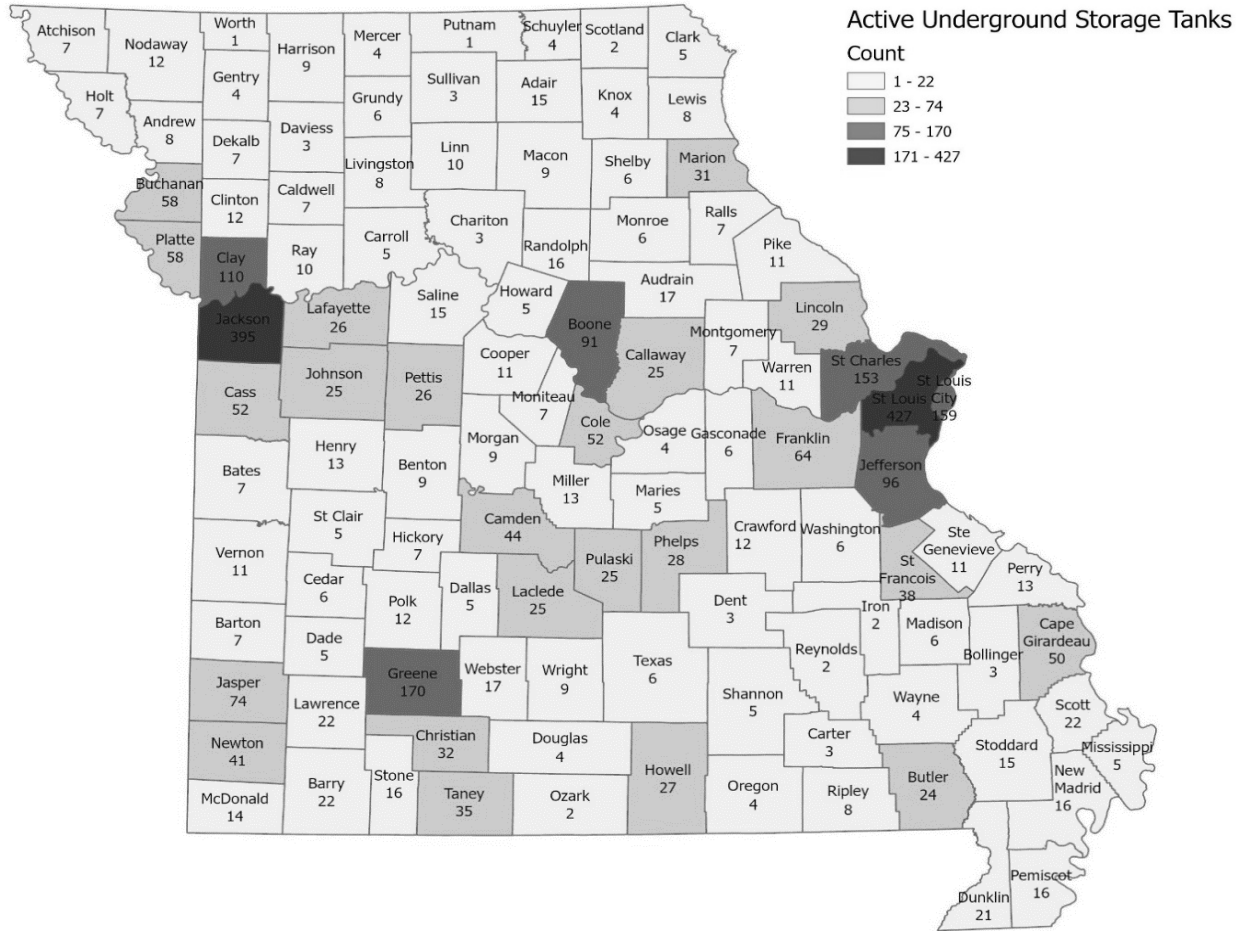
**Department of Natural Resources**

**AB Section(s): 6.225, 6.265**

**DEQ - Environmental Remediation Program**

**Program is found in the following core budget(s): Environmental Remediation Program**

**2a. Provide an activity measure(s) for the program (continued).**



**Active Underground Storage Tank Facilities**

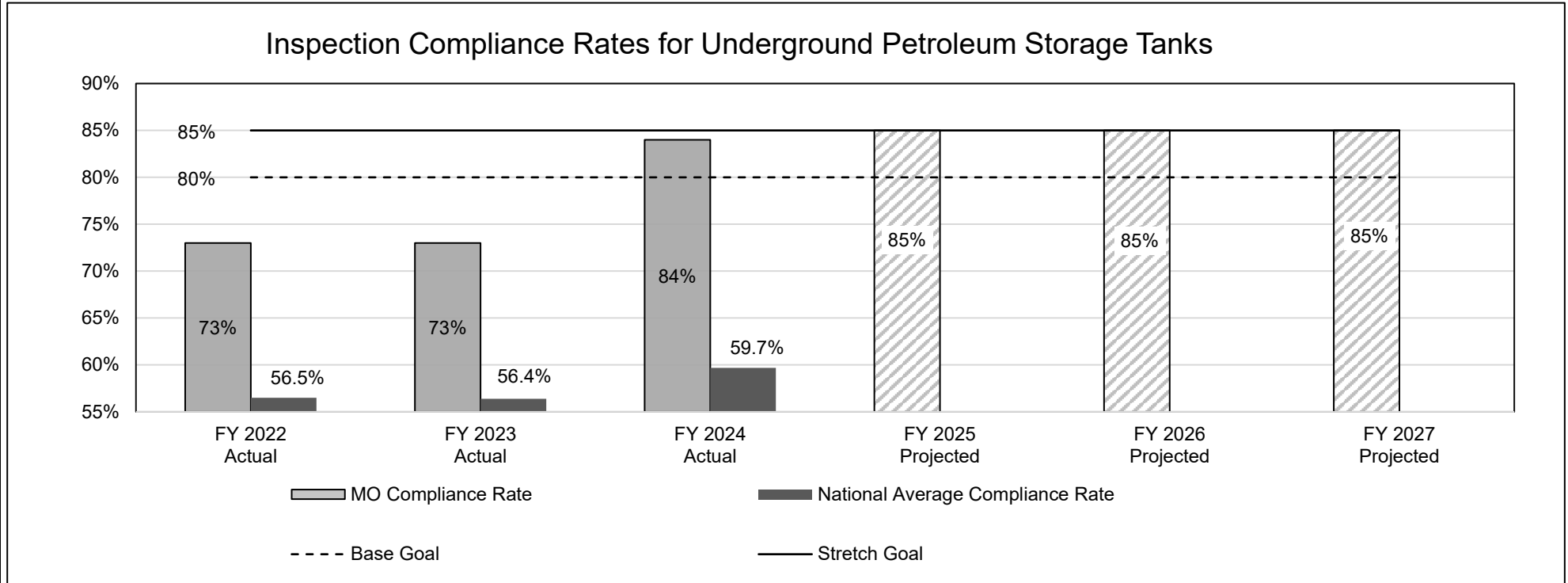
This map represents, by county, the number of active facilities with underground petroleum storage tanks as of June 2024.

Total active facilities = 3,196  
Active facilities are sites that have either currently-in-use, or out-of-use tanks, or a combination of both.

**PROGRAM DESCRIPTION**

<b>Department of Natural Resources</b>	<b>AB Section(s): <u>6.225, 6.265</u></b>
<b>DEQ - Environmental Remediation Program</b>	
<b>Program is found in the following core budget(s): Environmental Remediation Program</b>	

**2b. Provide a measure(s) of the program's quality.**



Compliant facilities have achieved operating compliance with spill, overflow, corrosion protection, and release detection. FY 2022 numbers dipped slightly as some facilities were not immediately in compliance with federal regulations effective January 1, 2021 due to significant supply chain and logistic delays in acquiring parts for repair, along with labor shortages. In FY 2023, the department began reporting the new Technical Compliance Rate, which replaces the Significant Operational Compliance Rate. Missouri's compliance rate exceeds the national average of facilities in Technical Compliance.



**PROGRAM DESCRIPTION**

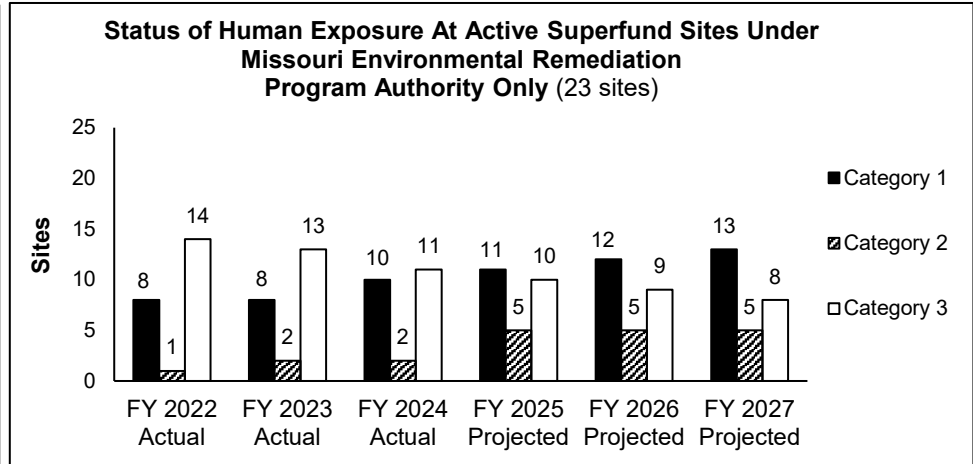
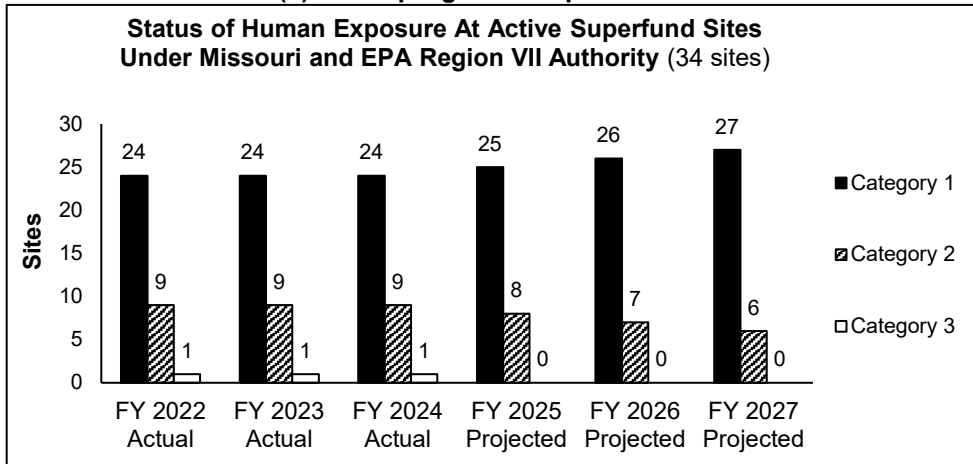
Department of Natural Resources

AB Section(s): 6.225, 6.265

DEQ - Environmental Remediation Program

Program is found in the following core budget(s): Environmental Remediation Program

2c. Provide a measure(s) of the program's impact.



Category 1 - Sites where people are not exposed to unacceptable levels of contaminants.

Category 2 - Sites where people could be exposed to unacceptable levels of contaminants, but work is in progress to eliminate unacceptable exposure.

Category 3 - Sites where there is uncertainty regarding human exposure; additional data collection and evaluation is needed.

Base Goal = 1 site moving from a Category 3 to a Category 2

Stretch Goal = 1 site moving from Category 3 to a Category 1

Cleaning up Superfund sites is a complex, multi-phase process that can take decades. The amount of time it takes to cleanup a site depends upon the type, volume, extent, and location of contamination, risk to human health and the environment, and the cleanup technology used.

The 34 sites (through FY 2024) under both EPA and Missouri authority are National Priority Listed (NPL) sites. These sites are among the Nation's highest priority for cleanup of hazardous substances. The primary concern at thirteen NPL sites is volatile organic compound (VOC) groundwater contamination, which is typically treated by removing the source contamination then pumping groundwater to the surface and using technology to remove pollutants. An additional ten sites are from former lead mining activities, encompassing thousands of acres across whole counties that have contaminated soil, groundwater, and surface water with thousands of residential yards requiring cleanup.

**PROGRAM DESCRIPTION**

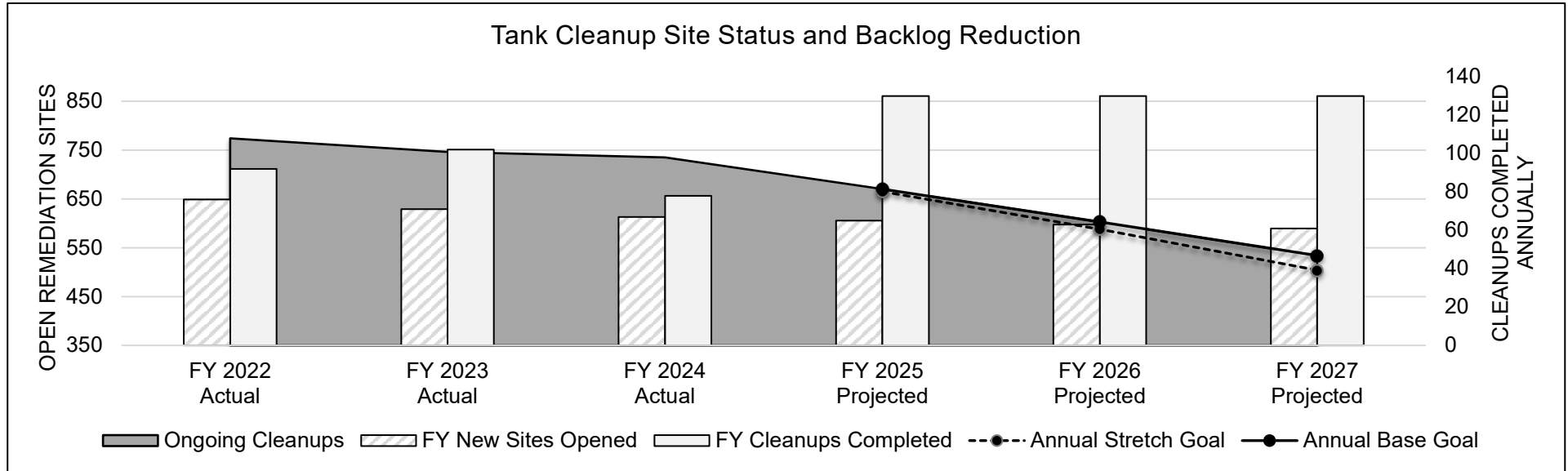
Department of Natural Resources

AB Section(s): 6.225, 6.265

DEQ - Environmental Remediation Program

Program is found in the following core budget(s): Environmental Remediation Program

2d. Provide a measure(s) of the program's efficiency.



	FY 2022 Actual	FY 2023 Actual	FY 2024 Actual	FY 2025 Projected	FY 2026 Projected	FY 2027 Projected
Active Cleanup Backlog	774	746	735	670	603	534
FY Cleanups Completed	92	102	78	130	130	130
FY Releases Added	76	71	67	65	63	61
FY Reduction of Sites	16	31	11	65	67	69

Base Goal: Backlog reduction with 130 cleanups completed each year.

Stretch Goal: Backlog reduction beginning in FY 2025 by increasing 5 sites each year to 145 sites by FY 2027.

Missouri has completed 7,497 cleanups (91%) of the petroleum releases reported to date, exceeding U.S. EPA's national cleanup goal of 90.1%. At full appropriation, 15.75 project-managers work on 735 active tank remediation projects, approximately 47 sites per project-manager. Reporting of new petroleum releases are anticipated to decline in future years due to tank installation certification and operator self-inspection requirements. Receiving fewer new releases allows more time to work on existing petroleum cleanups. Turnover in previous fiscal years and the need to train new team members impacted the cleanups completed per year.

**PROGRAM DESCRIPTION**

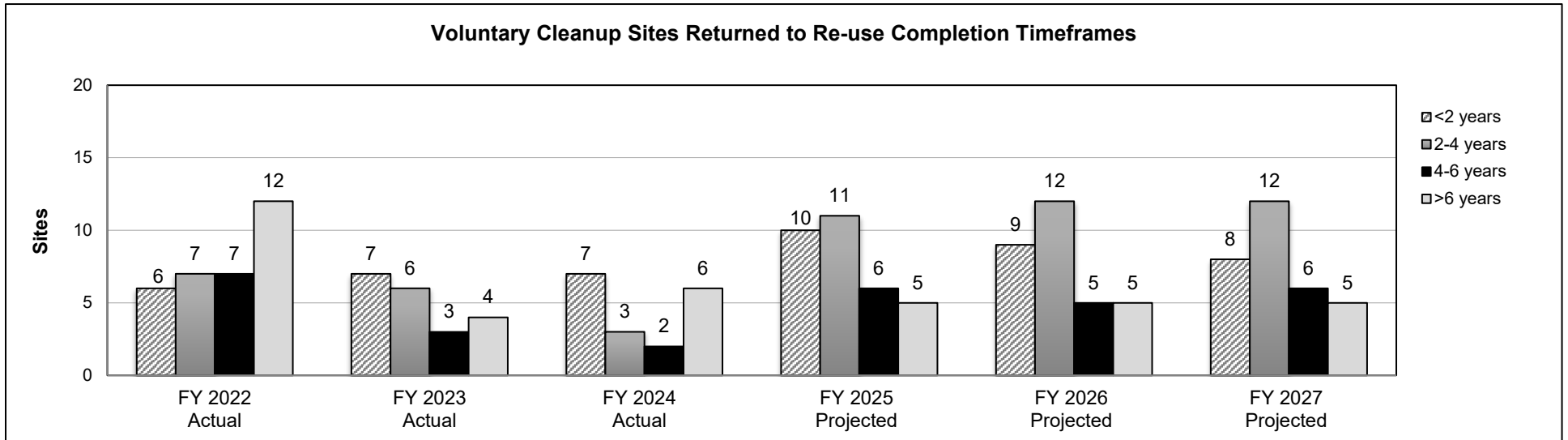
**Department of Natural Resources**

**AB Section(s): 6.225, 6.265**

**DEQ - Environmental Remediation Program**

**Program is found in the following core budget(s): Environmental Remediation Program**

**2d. Provide a measure(s) of the program's efficiency (continued).**



Properties in the Voluntary Cleanup Program range from residential to small businesses to multi-acre heavy industrial manufacturing facilities, with cleanups ranging from lead-based paint to extensive soil, groundwater, and indoor air contamination.

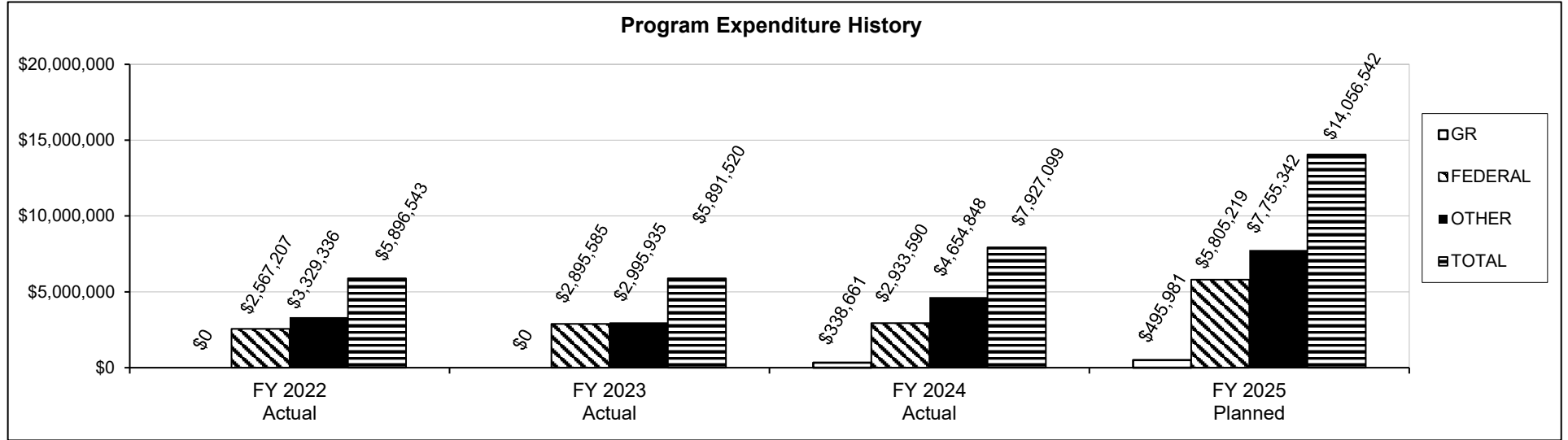
Since the beginning of the Voluntary Cleanup Program, approximately 42.3% of the properties complete the process within two years. The time to completion for a given site depends on the nature and extent of contamination and the effort with which the voluntary participant wishes to pursue site cleanup. Since inception of the program in 1995, 1,057 sites have been cleaned up. Totals vary due to a number of factors including participant financial issues, legal issues with adjacent landowners, complex sites requiring more time to cleanup, and participant delays in completing environmental covenant processes. In some cases, progress has slowed or stopped due to changes in work practice, consultant availability, and impacts on property transactions.

Goal: Complete 30-40 sites annually

**PROGRAM DESCRIPTION**

**Department of Natural Resources** **AB Section(s): 6.225, 6.265**  
**DEQ - Environmental Remediation Program**  
**Program is found in the following core budget(s): Environmental Remediation Program**

**3. Provide actual expenditures for the prior three fiscal years and planned expenditures for the current fiscal year. (Note: Amounts do not include fringe benefit costs.)**



Financial data includes operating and pass-through appropriations. Beginning in FY 2013, core pass-through appropriations were set at a level to encumber and pay our commitments, which often span multiple fiscal years. FY 2025 Planned is shown at full appropriation.

**4. What are the sources of the "Other " funds?**

Natural Resources Protection Fund - Damages Subaccounts (1555); Radioactive Waste Investigation Fund (1560); Solid Waste Management Fund (1570); Underground Storage Tank Regulation Program Fund (1586); Environmental Radiation Monitoring Fund (1656); Hazardous Waste Fund (1676)

**PROGRAM DESCRIPTION**

<b>Department of Natural Resources</b>	<b>AB Section(s): <u>6.225, 6.265</u></b>
<b>DEQ - Environmental Remediation Program</b>	
<b>Program is found in the following core budget(s): Environmental Remediation Program</b>	
<b>5. What is the authorization for this program, i.e., federal or state statute, etc.? (Include the federal program number, if applicable.)</b>	
<u>Pollution Prevention</u>	
Resource Conservation and Recovery Act of 1976 (RCRA), as amended	
Solid Waste Disposal Act of 1976	
Energy Policy Act of 2005	
RSMo 319.100 through 319.139	Petroleum Storage Tanks
Title 42, USC part 9607(f)	Comprehensive Environmental Response, Compensation, and Liability Act of 1980, Oil Pollution Act of 1990
RSMo Chapters 640 and 644	Missouri Clean Water Law
RSMo Chapter 640	Missouri Safe Drinking Water Law
RSMo 643.010 through 643.192	Air Pollution Control
RSMo 260.200 through 260.255	Solid Waste Management
 <u>Remediation, Restoration, and Long-Term Stewardship</u>	
Title 42, USC part 9607(f)	Comprehensive Environmental Response, Compensation, and Liability Act of 1980
Superfund Amendments and Reauthorization Act of 1986	
Atomic Energy Act of 1954, as amended, Section 21	
Energy Reorganization Act of 1974	
Department of Energy Organization Act of 1977, as amended	
Energy Policy Act of 1992, Title X and XI	
Small Business Liability Relief and Brownfields Revitalization Act 2002	
RSMo 260.435 through 260.480	Abandoned or Uncontrolled Sites (Registry)
RsMo 260.558	Radioactive Waste Investigations
RSMo 260.565 through 260.609 and RSMo 447.700 through 447.708	Voluntary Remediation including Brownfields
RSMo 319.100 through 319.139	Petroleum Storage Tanks
RSMo 260.750	Environmental Radiation Monitoring
RSMo 260.1039	Missouri Environmental Covenants Act
RSMo 640.235	Natural Resources Protection Fund Damages

**PROGRAM DESCRIPTION**

<b>Department of Natural Resources</b>	<b>AB Section(s): 6.225, 6.265</b>
<b>DEQ - Environmental Remediation Program</b>	
<b>Program is found in the following core budget(s): Environmental Remediation Program</b>	

**6. Are there federal matching requirements? If yes, please explain.**

Performance Partnership Grant - RCRA	25% State (EPA)
Brownfields 128 (a)	100% Federal (EPA)
Brownfields 104 (k)	100% Federal (EPA)
Defense/State Memorandum of Agreement (DSMOA)	100% Federal (DOD)
United States Department of Agriculture - Grain Bin Sites	100% Federal (USDA)
Superfund Combined Cooperative Agreement - Core	10% State (EPA)
Superfund Combined Cooperative Agreement - Pre-Remedial Response	100% Federal (EPA)
Superfund Combined Cooperative Agreement - Support Agency	100% Federal (EPA)
Weldon Spring Long-Term Surveillance and Maintenance Project	100% Federal (DOE)
Leaking Underground Storage Tank-Preventative	25% State (EPA)
Leaking Underground Storage Tank Trust Fund-Corrective Action	10% State (EPA)
Minuteman II Longterm Stewardship	100% Federal (DOD)
General Services Administration (GSA) - Environmental Project Assistance	100% Federal (GSA)
Various State Superfund Contracts	10% State (this covers our 10% state Superfund obligation)
Tri-State Mining District Restoration Compensatory Determination Plan	100% Federal (US Fish and Wildlife Service)
Greenfields Multistate Agreement	100% Federal (Multistate Trust)
MO Army National Guard - OTAG	100% Federal (MOARNG)

**7. Is this a federally mandated program? If yes, please explain.**

Through delegation from, and agreements with, the U.S. Environmental Protection Agency, the Environmental Remediation Program supports the federal Resource Conservation and Recovery Act (RCRA), Section 9004 of the Solid Waste Disposal Act as amended by RCRA, the Superfund Amendments and Reauthorization Act of 1986, and 40 CFR Part 281. In addition, work performed under the Comprehensive Environmental Response Compensation and Liability Act (CERCLA), as well as cleanup oversight at Federal Facilities sites, is mandated by the federal government.

## PROGRAM DESCRIPTION

<b>Department of Natural Resources</b>	<b>AB Section(s): <u>6.285</u></b>
<b>AWO - Petroleum Related Activities</b>	
<b>Agency Wide Operations - Petroleum Related Activities</b>	
<b>1a. What strategic priority does this program address?</b>	
<p>The Environmental Remediation Program helps Missouri citizens thrive by managing natural resources to promote a healthy environment and economy by:</p> <ul style="list-style-type: none"><li>• Promoting environmental responsibility and resource stewardship.</li><li>• Enhancing services, information, and communication to improve customer experience.</li><li>• Modernizing community infrastructure, strengthening workforce, and supporting economic development.</li><li>• Improving internal processes to better serve our customers.</li></ul>	
<b>1b. What does this program do?</b>	
<ul style="list-style-type: none"><li>• Regulates 3,196 underground petroleum storage tank (UST) facilities.</li><li>• Promotes the safe operation, closure, and remediation of tanks sites.</li><li>• Oversees the registration, inspection, and closure of UST systems.</li><li>• Reports, investigates, and performs risk-based cleanups of releases from USTs and aboveground storage tanks (ASTs).</li><li>• Ensures compliance with financial responsibility requirements.</li></ul>	

## PROGRAM DESCRIPTION

Department of Natural Resources

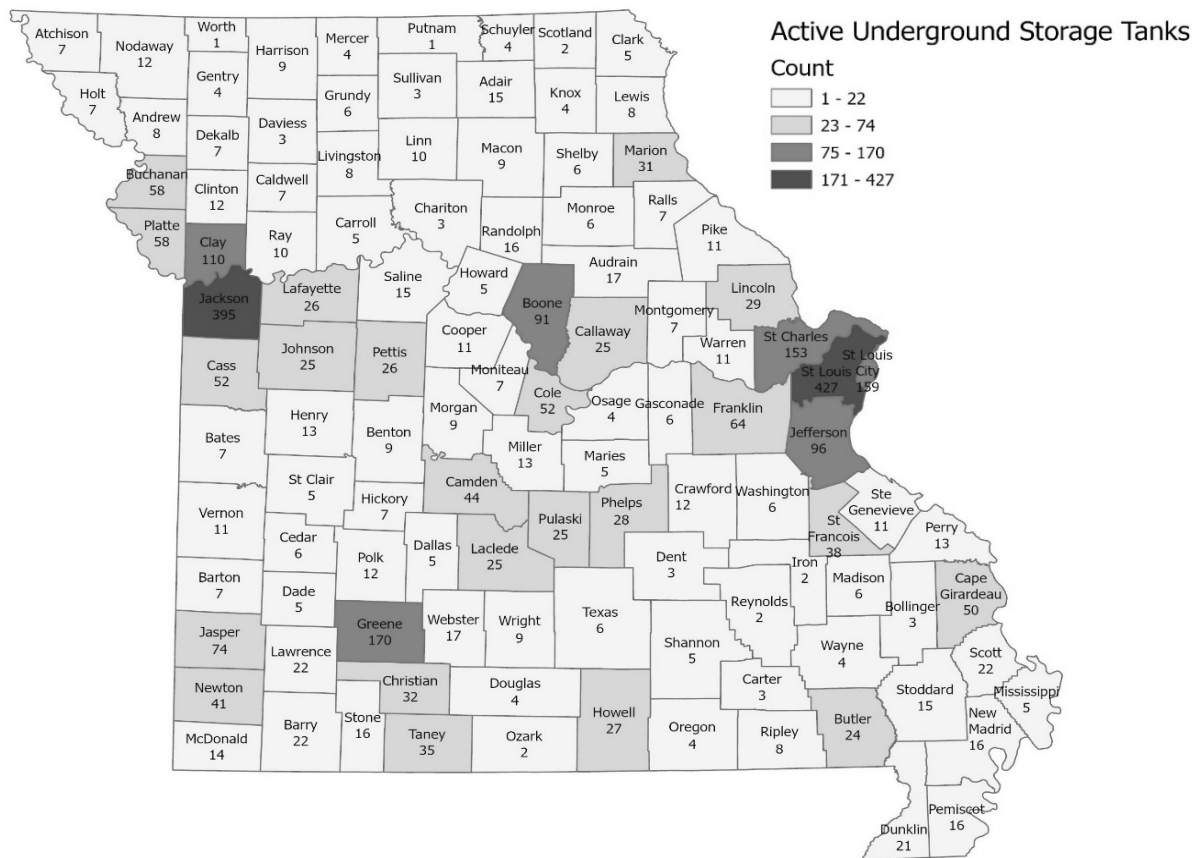
AB Section(s): 6.285

AWO - Petroleum Related Activities

Agency Wide Operations - Petroleum Related Activities

2a. Provide an activity measure(s) for the program.

### 3,196 Active Underground Storage Tank Facilities as of June 2024



### Active Underground Storage Tank Facilities

This map represents, by county, the number of active facilities with underground petroleum storage tanks as of June 2024.

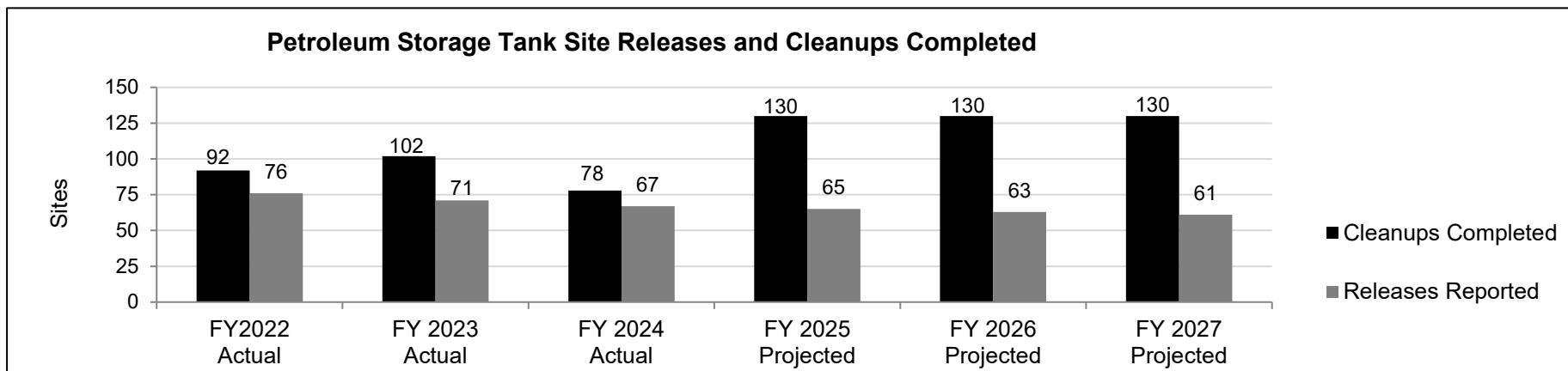
Total Active Facilities = 3,196  
Active Facilities are sites that have either currently-in-use, or out-of-use tanks, or a combination of both.



**PROGRAM DESCRIPTION**

<b>Department of Natural Resources</b>	<b>AB Section(s): <u>6.285</u></b>
<b>AWO - Petroleum Related Activities</b>	
<b>Agency Wide Operations - Petroleum Related Activities</b>	

2a. Provide an activity measure(s) for the program (continued).



Base Goal: Complete 130 Cleanups

Stretch Goal: Complete 145 Cleanups

The Program currently projects cleanups of 130 sites annually. The three-year average of new releases reported is 71 per year. We anticipate this number to decline in future years due to tank installation certification and operator self-inspection requirements. Turnover and training of new team members has impacted the cleanups completed per year.

## PROGRAM DESCRIPTION

**Department of Natural Resources**

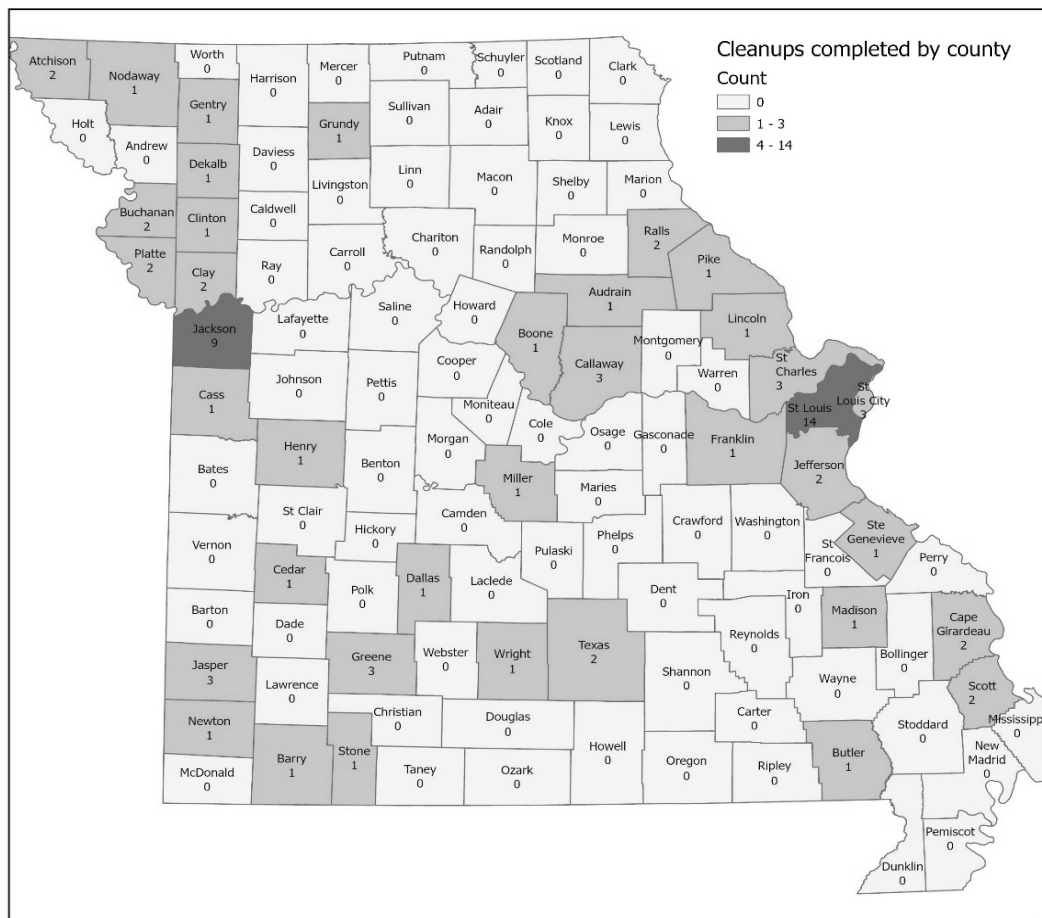
**AWO - Petroleum Related Activities**

**Agency Wide Operations - Petroleum Related Activities**

**AB Section(s): 6.285**

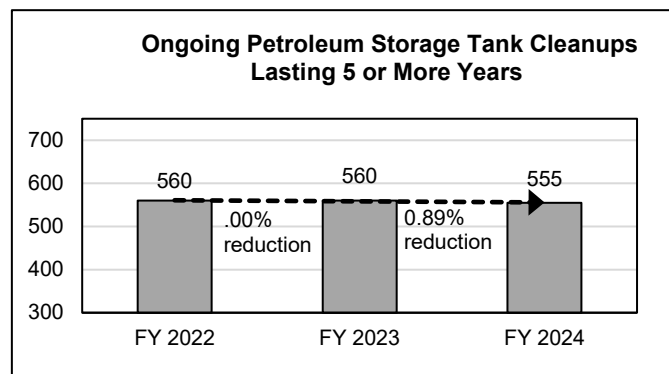
**2b. Provide a measure(s) of the program's quality.**

### 78 Petroleum Storage Tank Cleanups Completed in Fiscal Year 2024



Missouri has completed 7,497 cleanups (91.05%) of the petroleum releases reported to date. This exceeds U.S. EPA's national cleanup goal of 90.1%.

Base Goal = 91.0%      Stretch Goal = 92.0%



Ongoing Cleanups (735)

180 sites  
555 sites

Years in Cleanup

0 to < 5 Years  
> 5 Years

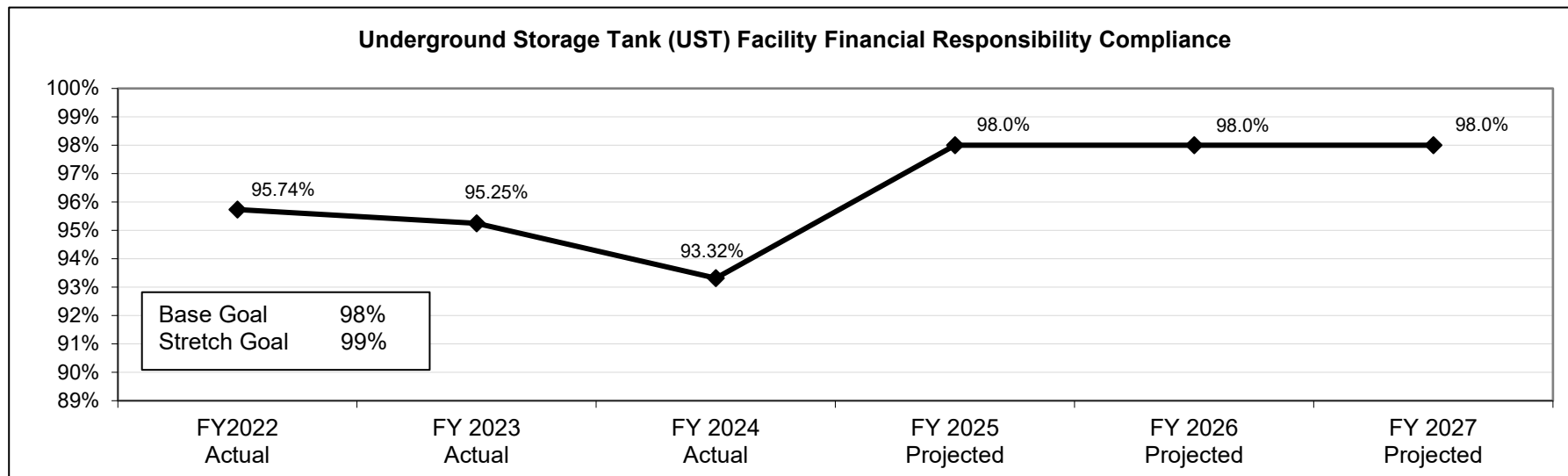
The Department's goal is to reduce the number of legacy site cleanups so that more sites can be cleaned up within 5 years or less.

**PROGRAM DESCRIPTION**

**Department of Natural Resources**  
**AWO - Petroleum Related Activities**  
**Agency Wide Operations - Petroleum Related Activities**

**AB Section(s): 6.285**

**2c. Provide a measure(s) of the program's impact.**



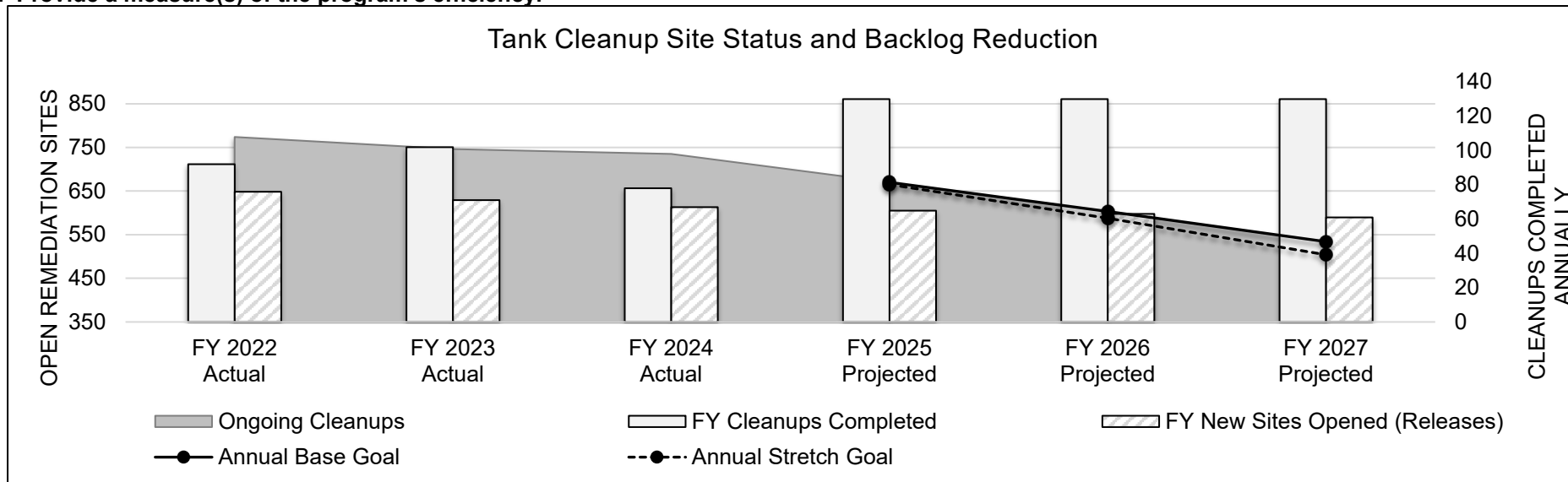
Financial Responsibility (FR) is required for all regulated facilities, approximately 3,127. This requirement assures money will be available for cleanup if a UST leak occurs. Not having an FR mechanism in place can delay or even halt a cleanup. About 74% of tank owners use the Petroleum Storage Tank Insurance Fund (PSTIF) to satisfy their FR requirement. The department assumes the decline in the percentage of facilities having financial responsibility is attributed to inflation; as costs of goods and services go up, facilities are allowing their policies to lapse to save money.

**PROGRAM DESCRIPTION**

**Department of Natural Resources**  
**AWO - Petroleum Related Activities**  
**Agency Wide Operations - Petroleum Related Activities**

**AB Section(s): 6.285**

**2d. Provide a measure(s) of the program's efficiency.**



	FY 2022 Actual	FY 2023 Actual	FY 2024 Actual	FY 2025 Projected	FY 2026 Projected	FY 2027 Projected
Active Cleanup Backlog	774	746	735	670	603	534
FY Cleanups Completed	92	102	78	130	130	130
FY Releases Added	76	71	67	65	63	61
FY Reduction of Sites	16	31	11	65	67	69

Base Goal: Backlog reduction with 130 cleanups completed each year.

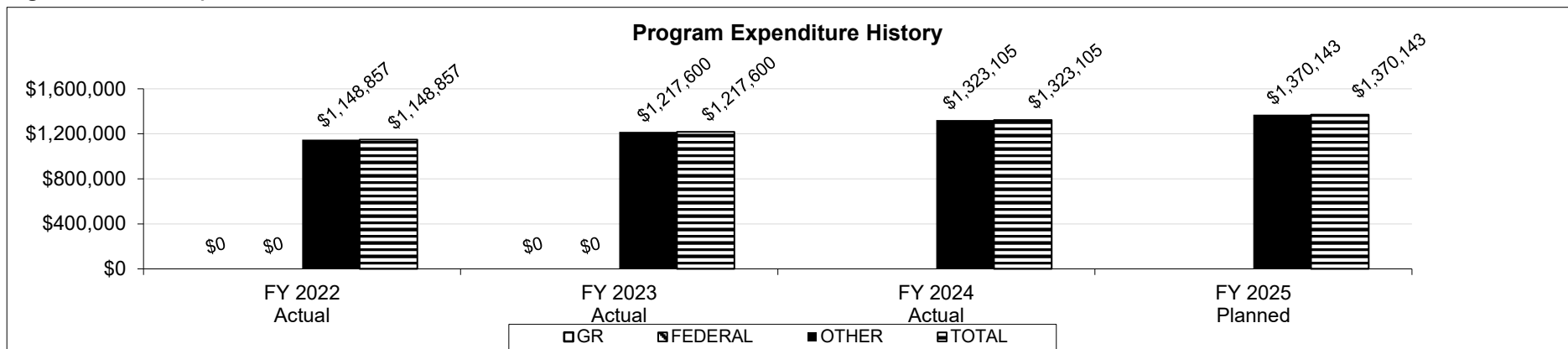
Stretch Goal Backlog reduction beginning in FY 2025 by increasing 5 sites each year to 145 sites by FY 2027.

Missouri has completed 7,497 cleanups (91%) of the petroleum releases reported to date, exceeding U.S. EPA's national cleanup goal of 90.1%. At full appropriation, 15.75 project-managers work on 735 active tank remediation projects, approximately 47 sites per project-manager. Reporting of new petroleum releases are anticipated to decline in future years due to tank installation certification and operator self-inspection requirements. Receiving fewer new releases allows more time to work on existing petroleum cleanups. Turnover in previous fiscal years and need to train new team members have impacted the cleanups completed per year.

### PROGRAM DESCRIPTION

<u>Department of Natural Resources</u>	AB Section(s): <u>6.285</u>
<u>AWO - Petroleum Related Activities</u>	
<u>Agency Wide Operations - Petroleum Related Activities</u>	

3. Provide actual expenditures for the prior three fiscal years and planned expenditures for the current fiscal year. (Note: Amounts do not include fringe benefit costs.)



This budget does not contain General Revenue.

FY 2025 Planned is shown at full appropriation.

**4. What are the sources of the "Other " funds?**

Petroleum Storage Tank Insurance Fund (1585)

**5. What is the authorization for this program, i.e., federal or state statute, etc.? (Include the federal program number, if applicable.)**

40 CFR Part 281	Underground Storage Tank (UST) Program
RSMo 319.100 through 319.139	Petroleum Storage Tanks

**6. Are there federal matching requirements? If yes, please explain.**

No

**7. Is this a federally mandated program? If yes, please explain.**

The state has authority under 40 CFR Part 281 and has received approval from EPA to operate the UST Program.

## PROGRAM DESCRIPTION

<b>Department of Natural Resources</b>	<b>AB Section(s): 6.225, 6.270, 6.275</b>
<b>DEQ - Waste Management Program</b>	
<b>Program is found in the following core budget(s): Waste Management Program</b>	

**1a. What strategic priority does this program address?**

The Waste Management Program (WMP) helps Missouri citizens by managing natural resources to promote a healthy environment and economy by:

- Promoting environmental responsibility and resource stewardship.
- Enhancing services, information, and communication to improve customer experience.
- Modernizing community infrastructure, strengthening workforce, and supporting economic development.
- Improving internal processes to better serve our customers.

**1b. What does this program do?**

- Provides technical assistance and oversight of 280 landfills, 70 transfer stations, and 19 scrap tire facilities, and ensures groundwater remains safe and clean and that land is restored.
- Operates a federally authorized regulatory permit program overseeing solid waste facilities and their operations (Resource Conservation and Recovery (RCRA) Act 40 CFR Part 258, Subpart D) and overseeing the management of hazardous waste (Toxic Substances Control Act, RCRA Subtitle C, and the Missouri Hazardous Waste Management Law and regulations) including efforts to reduce hazardous waste production and oversight of hazardous waste generation, transportation, storage, and disposal.
- Makes determinations on requests for beneficial use of waste materials, permit exemptions, composting facilities, and scrap tire facilities.
- Directly funds scrap tire surface material grants, provides grants to individuals and businesses investing in market development for scrap tire end uses, and administers and pays for disposal of scrap tires cleaned up from the environment.
- Provides, oversees, and administers grant funding to Missouri's twenty (20) solid waste management districts to fund their operations and community-based materials reuse, reduction, composting, market development, and recycling projects.
- Receives forfeited financial assurance instrument (FAI) funds to perform closure/post closure maintenance and repair activities at landfills and scrap tire sites where owners or operators are no longer meeting their obligations.
- Develops, maintains, and updates a statewide solid waste plan.
- Provides compliance assistance to individuals and businesses.

The following table shows financial data for the budget units included in this form.

	FY 2022 Actual	FY 2023 Actual	FY 2024 Actual	FY 2025 Current	FY 2026 Request
Waste Mgmt Operations (430014B)	3,092,562	3,124,128	3,487,308	5,116,732	5,116,732
Solid Waste PSD (430026B)	10,524,714	9,603,789	13,294,780	14,498,820	14,498,820
Forfeitures PSD (430028B)	46,266	6,977	5,000	877,959	877,959
<b>Total</b>	<b>13,663,542</b>	<b>12,734,894</b>	<b>16,787,088</b>	<b>20,493,511</b>	<b>20,493,511</b>

**PROGRAM DESCRIPTION**

Department of Natural Resources

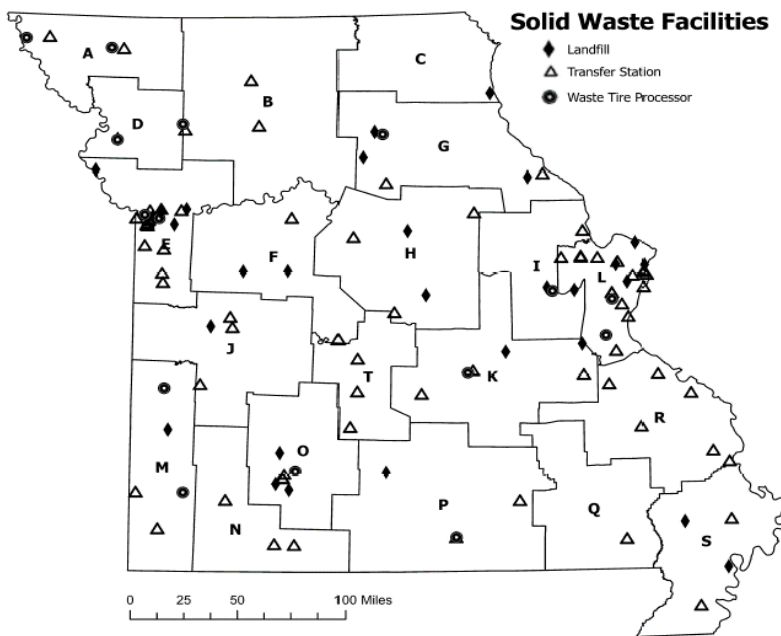
AB Section(s): 6.225, 6.270, 6.275

DEQ - Waste Management Program

Program is found in the following core budget(s): Waste Management Program

2a. Provide an activity measure(s) for the program.

**Solid Waste Management District Funding Allocations and Active Solid Waste Regulated Facilities**



Missouri Solid Waste Management Districts	Scrap Tire Processors	Landfills	Processing Facility
A - Northwest Missouri SWMD	1	0	3
B - North Missouri SWMD	0	0	4
C - Northeast Missouri SWMD	0	1	0
D - Region D SWMD	2	1	0
E - Mid-America Regional Council SWMD	3	5	11
F - West Central Missouri SWMD	0	2	2
G - Mark Twain SWMD	1	3	2
H - Mid-Missouri SWMD	0	2	3
I - East Central SWMD	1	2	1
J - Quad Lakes SWMD	0	1	3
K - Ozark Rivers SWMD	1	2	3
L - St. Louis - Jefferson SWMD	2	4	15
M - Region M SWMD	2	1	2
N - Southwest Missouri SWMD	0	0	4
O - Solid Waste District "O"	1	3	3
P - South Central SWMD	2	1	2
Q - Ozark Foothills Regional SWMD	1	0	1
R - Southeast Missouri SWMD	2	0	6
S - Bootheel SWMD	0	2	2
T - Lake of the Ozarks SWMD	0	0	3

**FY 2026 Projected Funding Allocations**

10 Districts Funded Less than \$250,000  
 8 Districts Funded \$250,000 to \$799,999  
 2 Districts Funded Greater than \$800,000

PROGRAM DESCRIPTION

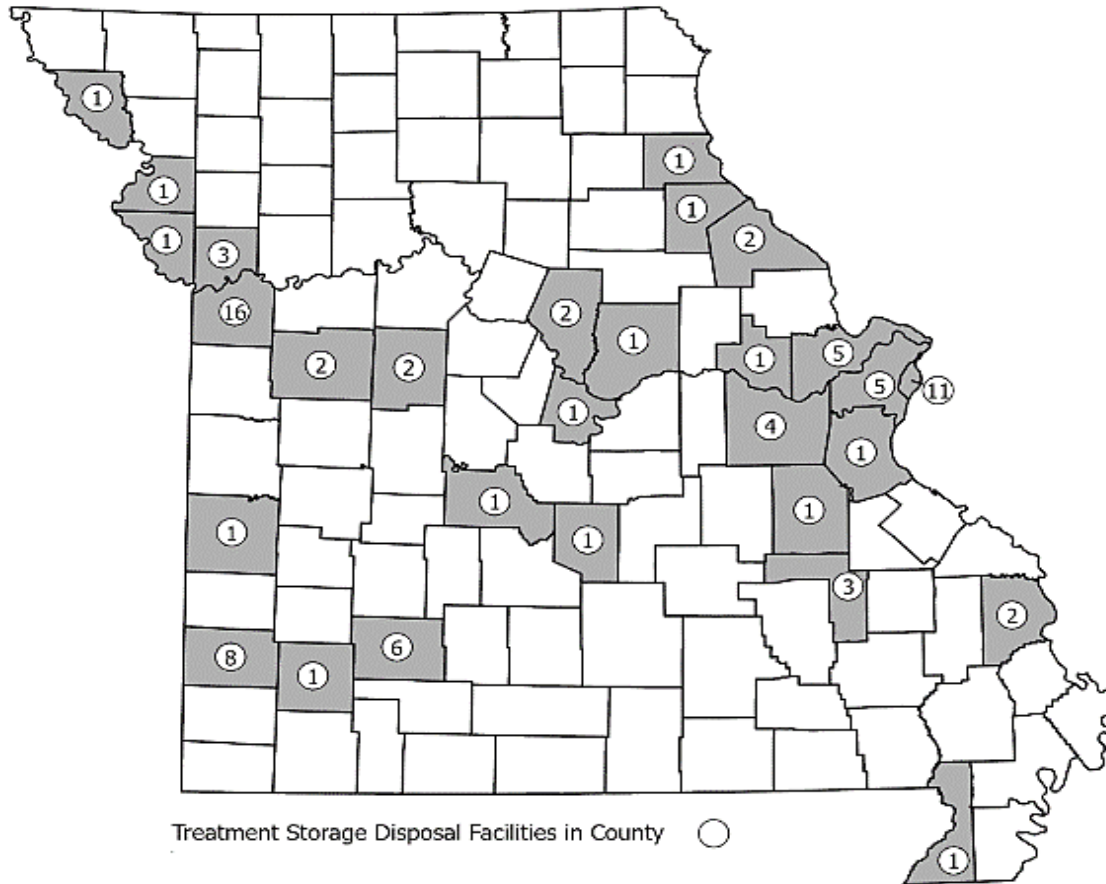
Department of Natural Resources  
DEQ - Waste Management Program

AB Section(s): 6.225, 6.270, 6.275

Program is found in the following core budget(s): Waste Management Program

2a. Provide an activity measure(s) for the program (continued).

FY 2024 Treatment, Storage, and Disposal Facilities



**Treatment, Storage, and Disposal Facilities (TSDs):**

Pursuant to the Missouri Hazardous Waste Management Law, businesses that want to actively treat, store (for more than 90 days), or dispose of hazardous waste in Missouri must obtain a hazardous waste permit. As of July 2024, 86 approved Treatment, Storage, and Disposal Facilities operate in Missouri.



**PROGRAM DESCRIPTION**

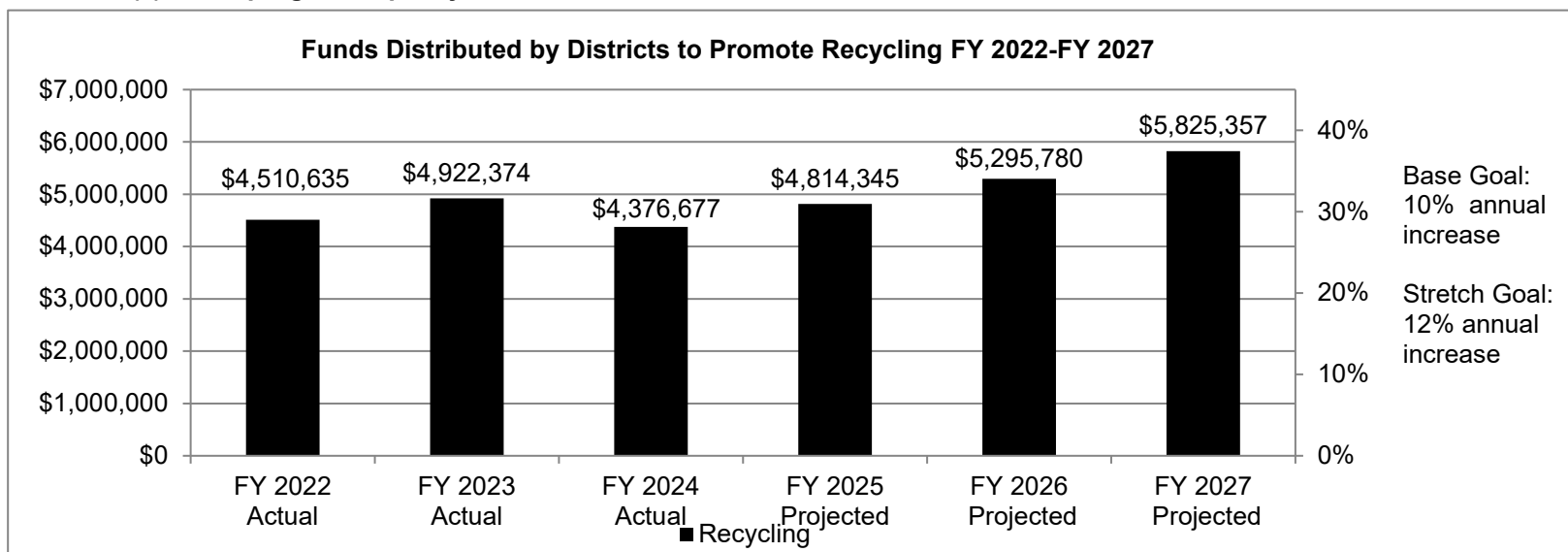
Department of Natural Resources

AB Section(s): 6.225, 6.270, 6.275

DEQ - Waste Management Program

Program is found in the following core budget(s): Waste Management Program

2b. Provide a measure(s) of the program's quality.



	FY 2022 Actual	FY 2023 Actual	FY 2024 Actual	FY 2025 Projected	FY 2026 Projected	FY 2027 Projected
Market Development	\$232,981	\$233,521	\$139,750	\$156,520	\$175,302	\$196,339
Waste Reduction	\$1,121,845	\$1,142,063	\$1,112,178	\$1,112,178	\$1,112,178	\$1,112,178
Recycling	\$4,510,635	\$4,922,374	\$4,376,677	\$4,814,345	\$5,295,780	\$5,825,357
Composting	\$470,515	\$496,326	\$798,380	\$798,380	\$798,380	\$798,380
Education	\$788,706	\$992,429	\$685,340	\$685,340	\$685,340	\$685,340
Plan Implementation	\$1,015,795	\$934,818	\$1,095,026	\$1,095,026	\$1,095,026	\$1,095,026
District Administration	\$1,717,478	\$1,873,348	\$2,023,579	\$2,023,579	\$2,023,579	\$2,023,579
<b>Total</b>	<b>\$9,857,955</b>	<b>\$10,594,879</b>	<b>\$10,230,929</b>	<b>\$10,685,367</b>	<b>\$11,185,584</b>	<b>\$11,736,198</b>

10% projected increase

(continued on following page)

**PROGRAM DESCRIPTION**

<b>Department of Natural Resources</b>	<b>AB Section(s): 6.225, 6.270, 6.275</b>
<b>DEQ - Waste Management Program</b>	
<b>Program is found in the following core budget(s): Waste Management Program</b>	
<b>2b. Provide a measure(s) of the program's quality (continued).</b>	
<p>Recycling prices are heavily influenced by world markets. China is the biggest consumer of recyclable materials and has significantly reduced its intake over the past five years and set very low limits for allowable contamination (0.5%). This resulted in other consumer countries being flooded with recyclables, and those countries also reducing their intakes and setting lower contamination limits. It is critical that Missouri focus appropriate solid waste management funding and efforts to develop and/or further expand domestic end markets for recycled materials. Missouri's recycling businesses continue to be vulnerable to national and international end market fluctuations, and decreases in overall recycling that stemmed from the closure of many recycling businesses.</p> <p>WMP works with Missouri's Solid Waste Advisory Board (SWAB), the solid waste management districts, Environmental Improvement and Energy Resources Authority, and the Department of Economic Development to focus solid waste management funds to develop, expand, and promote end-use markets for waste materials.</p> <p>Pursuant to Section 260.335, RSMo, the department provides grant funding to Missouri's twenty (20) solid waste management districts to fund their operations and community-based waste diversion projects. SWAB provides annual recommendations in addition to the statutorily-established solid waste management criteria for usage of these district grant funds. The department and SWAB monitor the performance of this district grant program. Local governments, small and large businesses, schools, sheltered workshops, and individuals seek and receive grants to support activities to remove materials from the waste stream and continue to seek opportunities to beneficially reuse materials.</p>	

**PROGRAM DESCRIPTION**

Department of Natural Resources

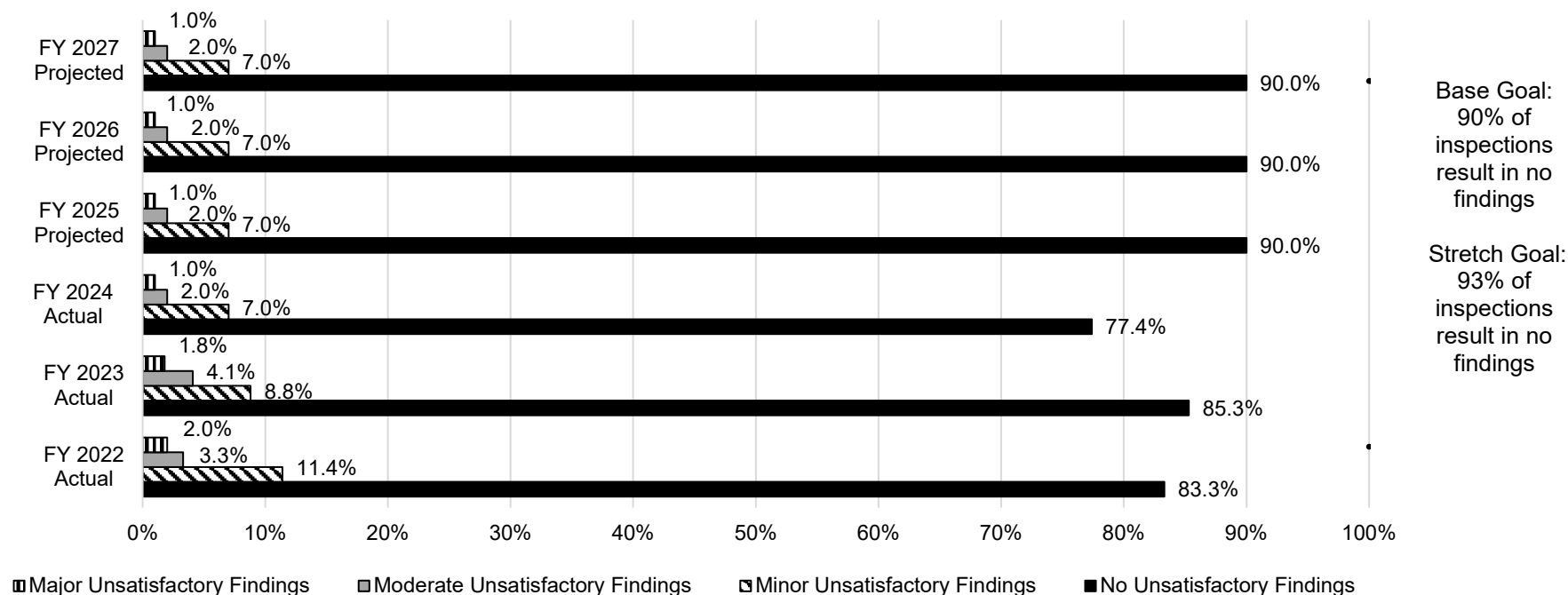
AB Section(s): 6.225, 6.270, 6.275

DEQ - Waste Management Program

Program is found in the following core budget(s): **Waste Management Program**

2c. Provide a measure(s) of the program's impact.

Solid Waste Facility Compliance Findings Resulting from Inspection



Solid waste management facility inspections, investigations, and compliance assistance visits are conducted by department team members. Issues identified during these activities are documented and classified according to severity and potential impact to human health and the environment. Examples of the levels of "Unsatisfactory Findings" include: "Major" - landfill gas migration or leachate (contaminated storm water) leaving the permitted property; "Moderate" - inadequate landfill cover; and "Minor" - record keeping related issues. Waste Management Program team members monitor and coordinate closely with facilities to provide compliance assistance and prompt higher compliance rates.

**PROGRAM DESCRIPTION**

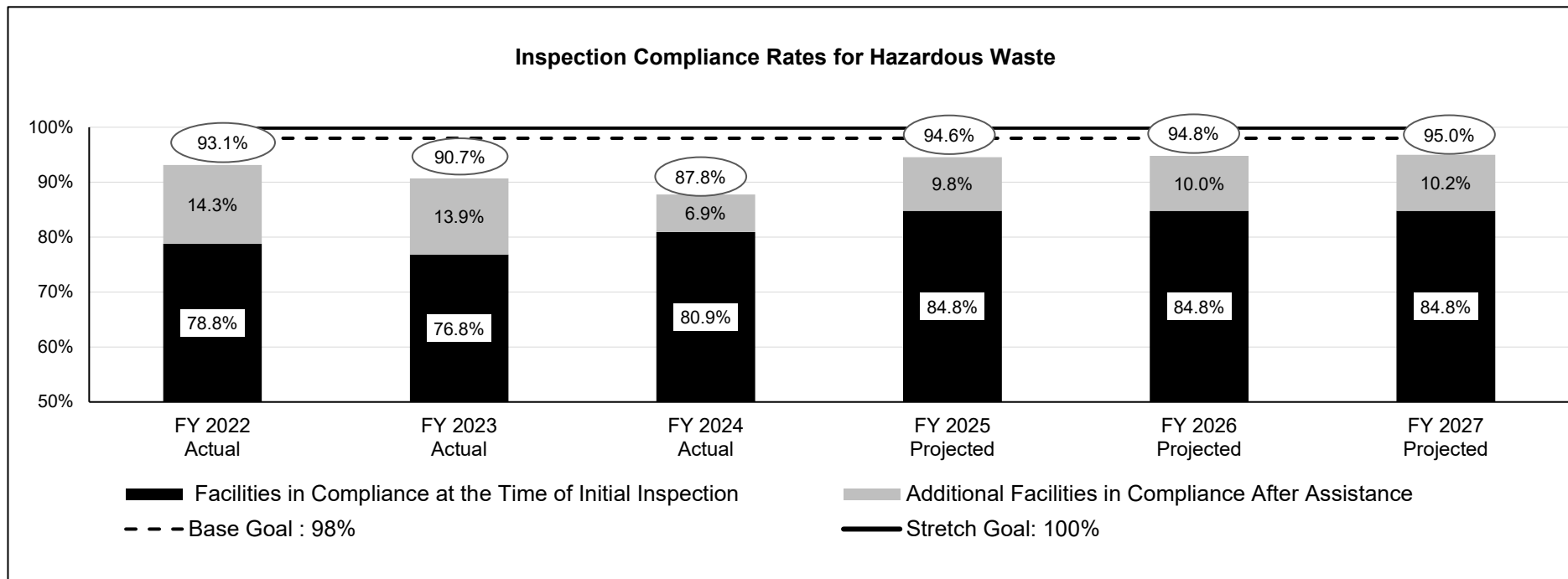
Department of Natural Resources

AB Section(s): 6.225, 6.270, 6.275

DEQ - Waste Management Program

Program is found in the following core budget(s): Waste Management Program

2c. Provide a measure(s) of the program's impact (continued).



Inspected facilities include hazardous waste generators and permitted treatment, storage, and disposal facilities. All facilities not in compliance at the time of initial inspection receive compliance assistance to resolve outstanding issues. Notices of violation are issued when necessary to correct deficiencies.

FY 2024 is lower due to fewer Letters of Warning being issued, which resulted in more facilities being in compliance at the time of inspection and a lower rate of facilities to bring back into compliance after assistance.

**PROGRAM DESCRIPTION**

Department of Natural Resources

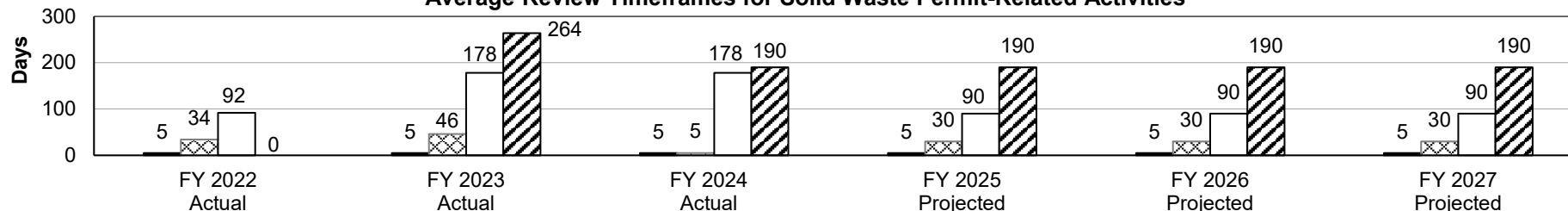
AB Section(s): 6.225, 6.270, 6.275

DEQ - Waste Management Program

Program is found in the following core budget(s): Waste Management Program

2d. Provide a measure(s) of the program's efficiency.

**Average Review Timeframes for Solid Waste Permit-Related Activities**



Legend	Regulated Entity/ Permit Activity	Established Timeframe per 10 CSR 80-2.020	Base Goal (days)	Stretch Goal (days)	Number of Permits (FY 2024)
■	Scrap Tire Haulers Permit	Within 14 Days	8	5	77
▨	Authorization to Operate/Operating Permits	Within 60 Days	45	30	10
□	New Construction Permits: Solid Waste Transfer Stations	Within 180 Days	100	90	18
▩	New Construction Permits: Solid Waste Disposal Areas (landfills), Material Recovery Facilities, Vertical Expansions, Scrap Tire Processing Facilities	Within 365 Days	215	190	1

The Waste Management Program provides permits for a variety of businesses in the solid waste management industry. The degree of technical review required, and volume of requests received, varies greatly according to permit type (e.g., the high volumes of scrap tire hauler permit requests require less review time than the landfill new construction permit requests, which are received less frequently). In FY 2023 and FY 2024, engineer vacancies and the time necessary for new team members to obtain training and the experience to work independently, resulted in longer application review timeframes.

**PROGRAM DESCRIPTION**

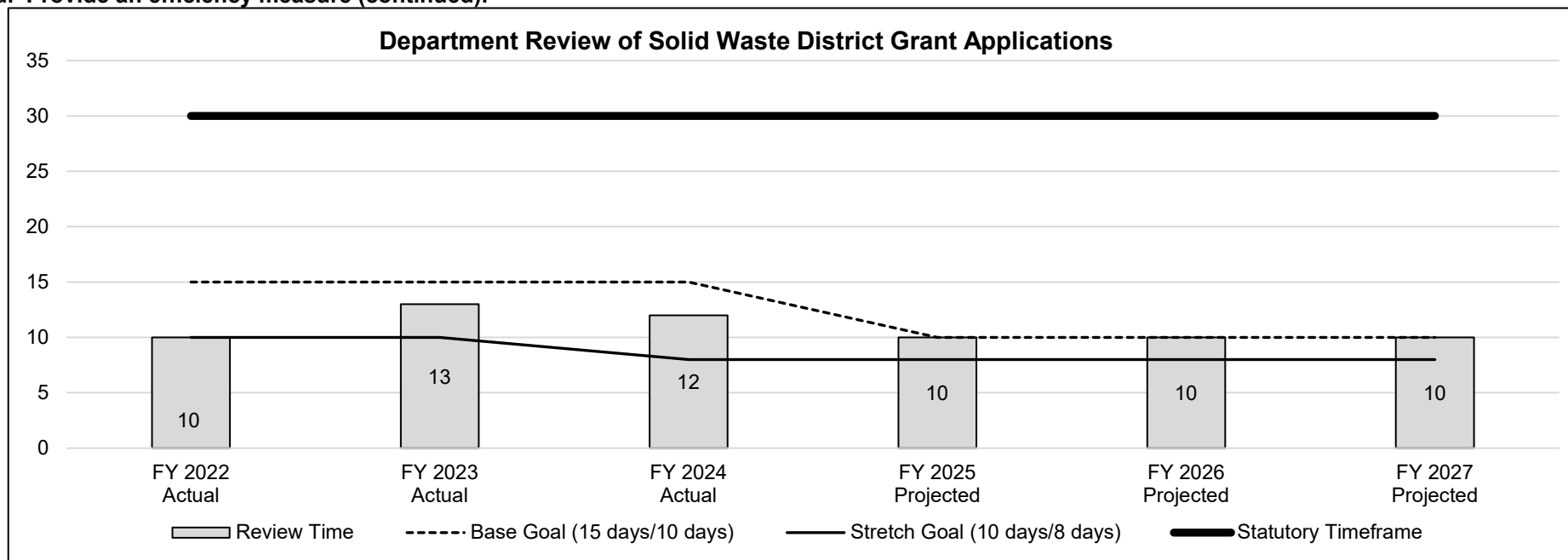
Department of Natural Resources

AB Section(s): 6.225, 6.270, 6.275

DEQ - Waste Management Program

Program is found in the following core budget(s): Waste Management Program

2d. Provide an efficiency measure (continued).



The department provides grant funding to Missouri's solid waste management districts to fund their operations and community-based waste diversion projects. The districts send approximately 100 grant applications per year to the department for review to ensure appropriate usage of these funds. In order to ensure this funding is distributed to these districts, businesses, and communities in a timely manner, statute requires the department's initial review not to exceed 30 days. The district then has 30 days to respond to questions and deficiencies. The department then has an additional 30 days to approve or deny each district grant.

The department and solid waste management districts continue to seek opportunities to streamline the district grant application process to expedite the distribution of these funds.

**PROGRAM DESCRIPTION**

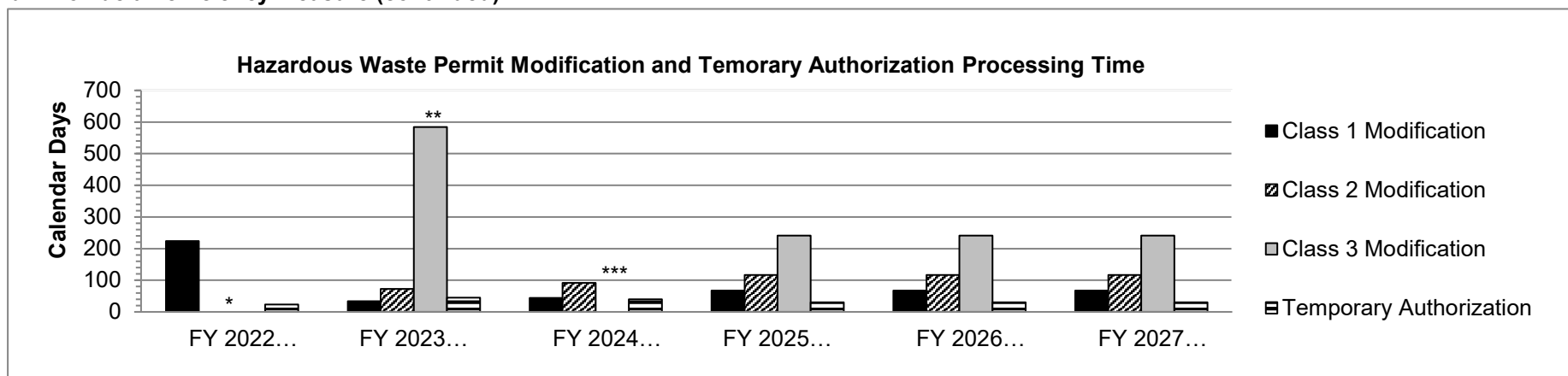
Department of Natural Resources

AB Section(s): 6.225, 6.270, 6.275

DEQ - Waste Management Program

Program is found in the following core budget(s): Waste Management Program

2d. Provide an efficiency measure (continued).



\* No Class 2 or Class 3 Modifications were submitted in FY2022.

\*\* FY 2023 had a record number of Class 3 Modifications requested and issued.

\*\*\* No Class 3 Modifications received in FY2024.

Class 1 Modifications - minor changes that do not substantially alter the permit conditions

Class 2 Modifications - changes that can be implemented without substantially changing design specifications or management practices in the permit

Class 3 Modifications - substantially alters the facility or its operation

Temporary Authorizations - grants the permittee a temporary authorization

Base Goal: 5% annual reduction    Stretch Goal: 5% reduction from base goals

**Hazardous Waste Permit Modification Requests Approved**

	FY 2022 Actual	FY 2023 Actual	FY 2024 Actual	FY 2025 Projected	FY 2026 Projected	FY 2027 Projected
Class 1 Modification	16	27	32	19	19	19
Class 2 Modification	0	3	2	2	2	2
Class 3 Modification	0	4	0	1	1	1
Temporary Authorization	4	5	2	2	2	2

**PROGRAM DESCRIPTION**

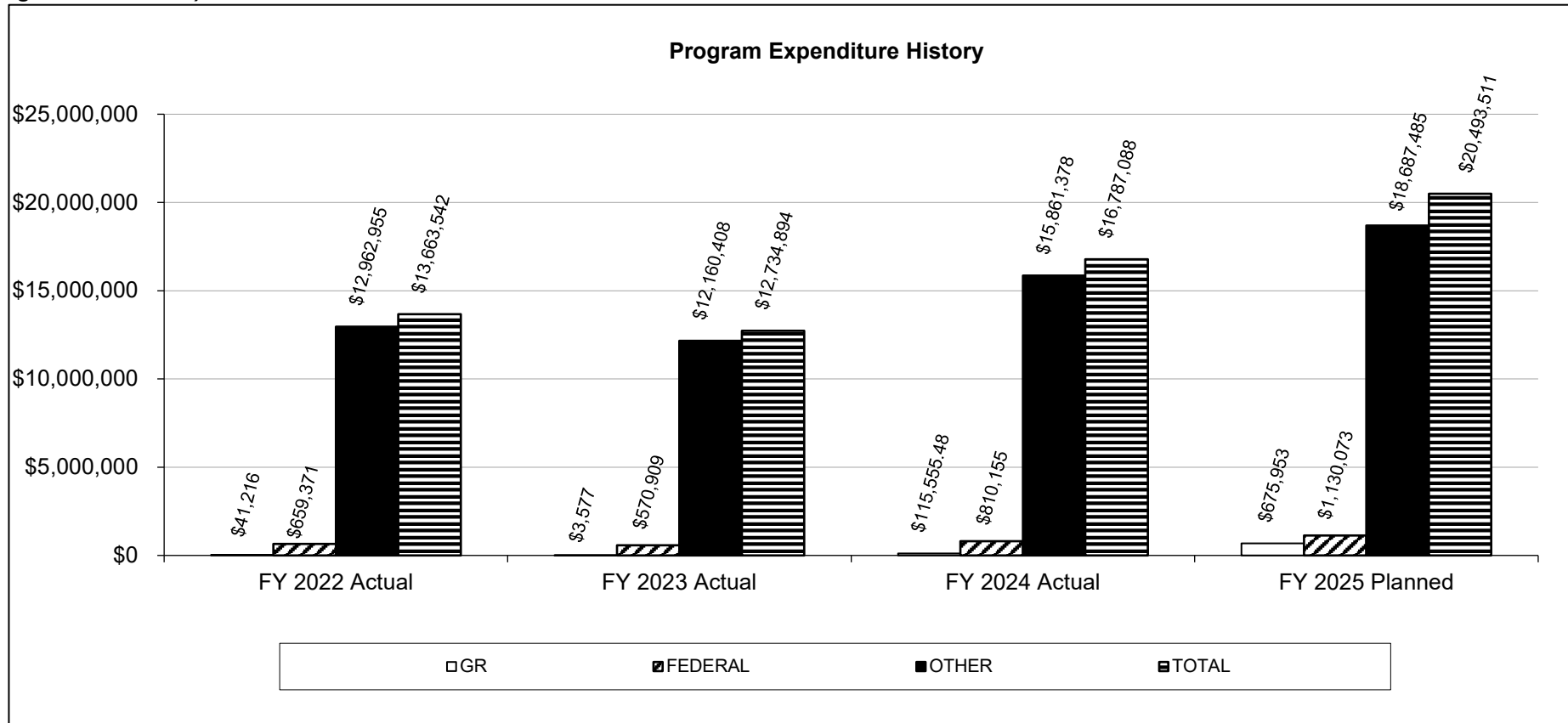
Department of Natural Resources

AB Section(s): 6.225, 6.270, 6.275

DEQ - Waste Management Program

Program is found in the following core budget(s): Waste Management Program

3. Provide actual expenditures for the prior three fiscal years and planned expenditures for the current fiscal year. (Note: Amounts do not include fringe benefit costs.)



Financial data includes operating and pass-through appropriations. FY 2025 Planned is shown at full appropriation.



**PROGRAM DESCRIPTION**

<b>Department of Natural Resources</b>	<b>AB Section(s): 6.225, 6.270, 6.275</b>
<b>DEQ - Waste Management Program</b>	
<b>Program is found in the following core budget(s): Waste Management Program</b>	
<b>4. What are the sources of the "Other " funds?</b>	
Postclosure Fund (1198); Coal Combustion Residuals (1551); Solid Waste Management Fund - Scrap Tire Subaccount (1569); Solid Waste Management Fund (1570); Hazardous Waste Fund (1676)	
<b>5. What is the authorization for this program, i.e., federal or state statute, etc.? (Include the federal program number if applicable.)</b>	
42 U.S.C. 6901-6991k 40 CFR Part 258 40 CFR Part 258, Subpart G 40 CFR Part 257 260.200 through 260.345 RSMo 260.226 - 260.228, RSMo 260.275 RSMo 260.250 through 260.434 RSMo  260.375 RSMo 260.390 RSMo 260.396 RSMo	Solid Waste Disposal/Resource Conservation and Recovery Act and Major Amendments Criteria for Municipal Solid Waste Landfills Financial Assurance Criteria Coal Combustion Residuals Solid Waste Management Law Landfill Closure/Postclosure Plan Scrap Tire Site Closure Plan Hazardous Waste Inspection and Enforcement and Permitting Resource Conservation and Recovery Act (RCRA) Hazardous Waste Transporter Licensing Commercial Hazardous Waste Facility Inspection Program PCB Inspections
<b>6. Are there federal matching requirements? If yes, please explain.</b>	
Performance Partnership Grant - RCRA Performance Partnership Grant - Toxic Substances Control Act (TSCA) Air Toxic Inspections.	25% State (EPA) 25% State (EPA)
<b>7. Is this a federally mandated program? If yes, please explain.</b>	
The program has U.S. Environmental Protection Agency approval to implement 40 CFR Part 258 Subtitle D landfill regulations under the Resource Conservation and Recovery Act.	
Through delegation from, and agreements with, the U.S. Environmental Protection Agency, the Waste Management Program supports the federal Resource Conservation and Recovery Act (RCRA), Section 9004 of the Solid Waste Disposal Act as amended by RCRA.	

**PROGRAM DESCRIPTION**

**Department of Natural Resources**

**AB Section(s): 6.225**

**DEQ - Regional Offices**

**Program is found in the following core budget(s): Regional Offices**

**1a. What strategic priority does this program address?**

The Regional Offices and Central Field Operations office help Missouri citizens thrive by managing natural resources to promote a healthy environment and economy by:

- Promoting environmental responsibility and resource stewardship.
- Enhancing services, information, and communication to improve customer experience.
- Modernizing community infrastructure, strengthening workforce, and supporting economic development.
- Improving internal processes to better serve our customers.

**1b. What does this program do?**

Five Regional Offices and the Central Field Operations office are located throughout the state to provide locally-available technical expertise, assistance, and knowledge of department resources and services to the public and regulated entities to promote environmental protection. (Lee's Summit, Macon, St. Louis, Springfield, Poplar Bluff, and Jefferson City).

**Regional Offices/Central Field Operations office:**

Provide training, customer service, and environmental assistance to the public, regulated entities, agencies, local government and organizations, and other department team members.

Provide compliance assistance to regulated entities and the public.

Conduct inspections of regulated entities and issue permits to maintain environmental protection.

Respond to environmental concerns reported by citizens.

Respond to environmental emergencies like flooding, drinking water outages, storm damage, and fish kills.

**PROGRAM DESCRIPTION**

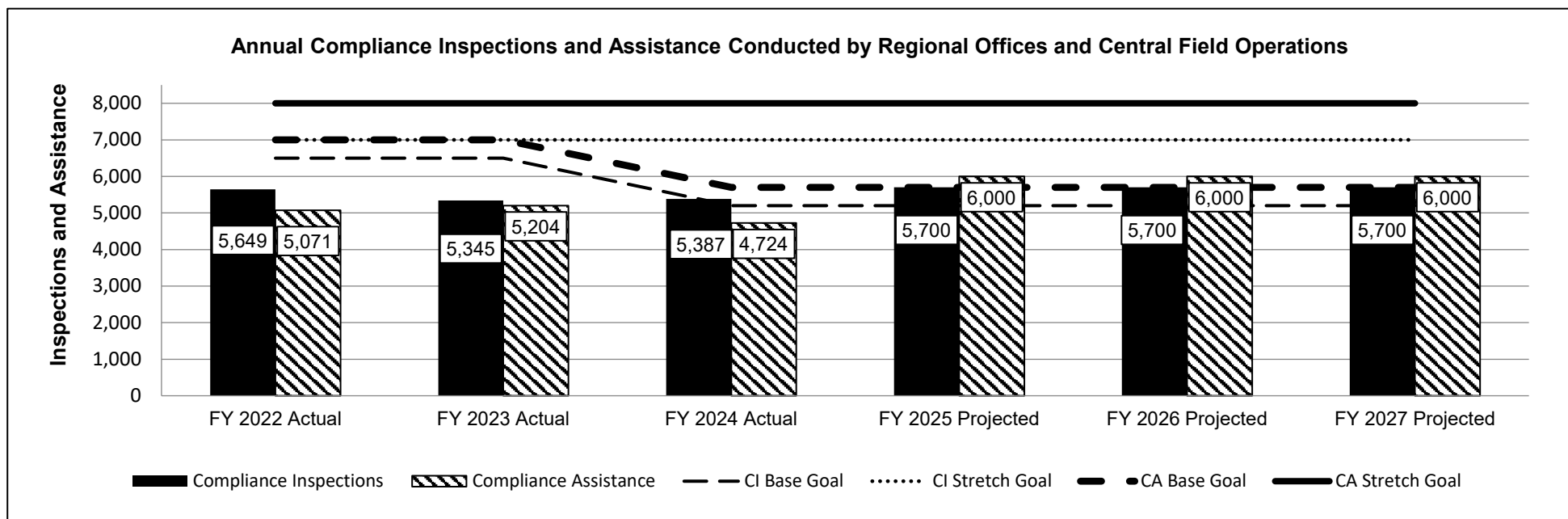
Department of Natural Resources

AB Section(s): 6.225

DEQ - Regional Offices

Program is found in the following core budget(s): Regional Offices

2a. Provide an activity measure(s) for the program.



**Compliance Inspections:**

The number of inspections varies based on demand work, environmental concerns, EPA priority, and risk. The EPA inspection goal for Missouri in 2024 was 3,351. Limitations on field activities and vacancies impacted on-site inspection numbers in FY 2022. Vacancies and training of new team members impacted on-site inspection numbers in FY 2023 and FY 2024.

**Compliance Assistance:**

Compliance assistance efforts consist of field and office work that provide technical expertise, guidance, or training to an entity in order to assist them in returning to or maintaining compliance with environmental rules and regulations. Limitations on field activities impacted on-site assistance numbers in FY 2022.

**PROGRAM DESCRIPTION**

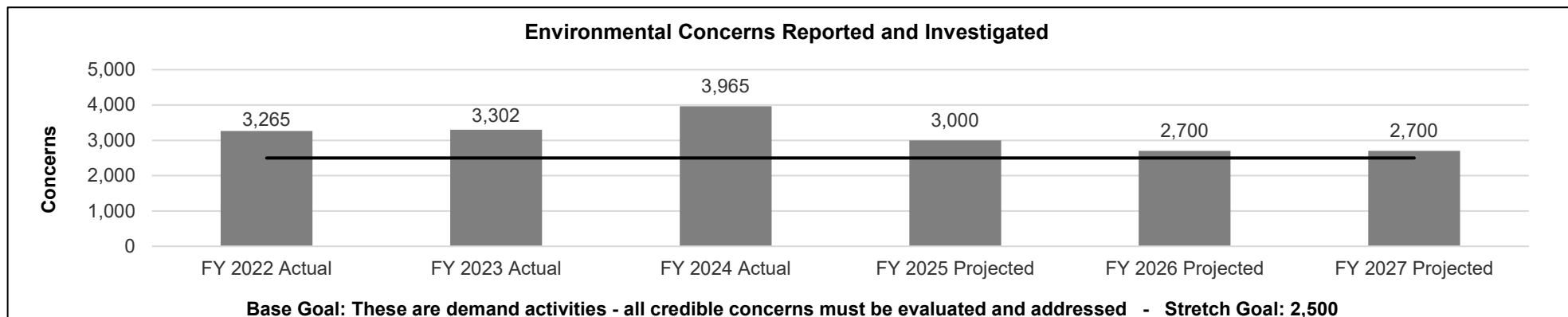
**Department of Natural Resources**

**AB Section(s): 6.225**

**DEQ - Regional Offices**

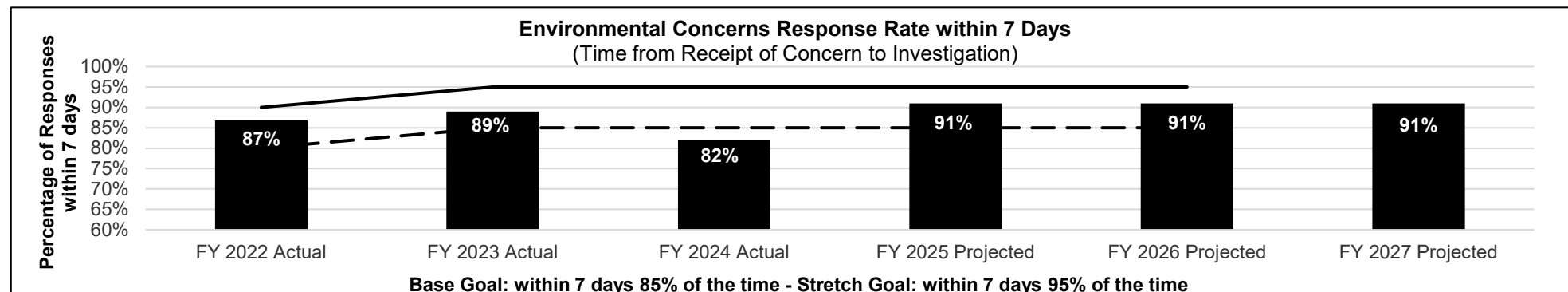
**Program is found in the following core budget(s): Regional Offices**

**2a. Provide an activity measure(s) for the program (continued).**



As a result of increased compliance assistance, the department expects a reduction in concerns.

**2b. Provide a measure(s) of the program's quality.**



FY 2024 data is lower due to incomplete data and resolving noncompliance found in FY 2024.

**PROGRAM DESCRIPTION**

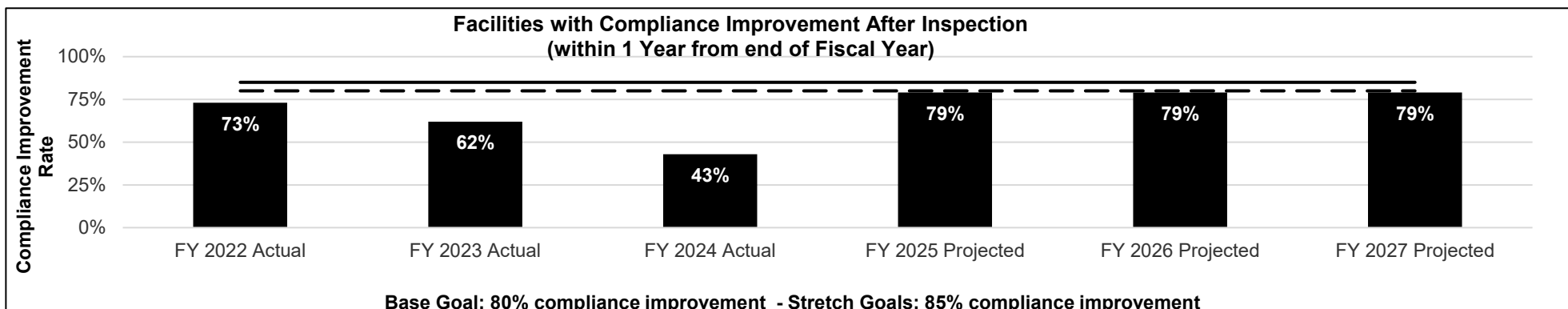
Department of Natural Resources

AB Section(s): 6.225

DEQ - Regional Offices

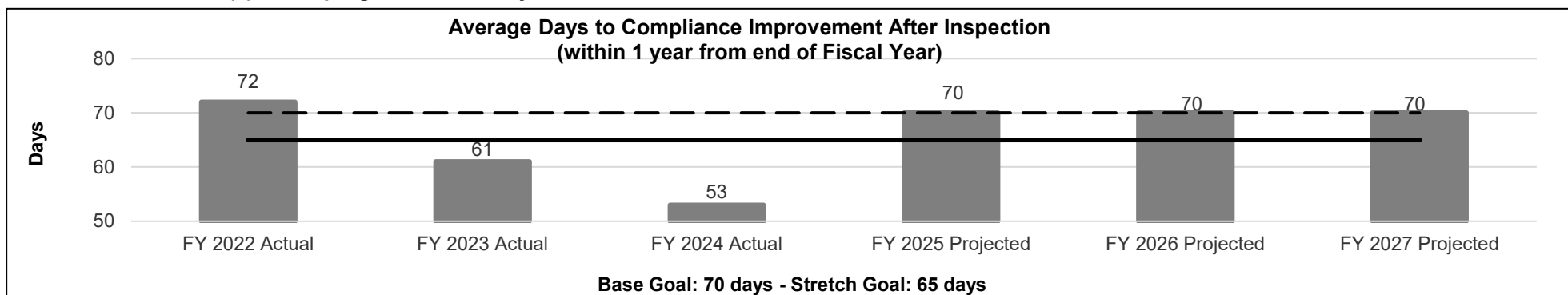
Program is found in the following core budget(s): Regional Offices

2c. Provide a measure(s) of the program's impact.



Each year's data represented above is a result of facilities' efforts and team member compliance assistance efforts performed since the date of the previous fiscal year's inspection. FY 2022 and FY 2023 are years with complete data. The department is still resolving noncompliance found in FY 2024, so that number is low and will increase over the next year.

2d. Provide a measure(s) of the program's efficiency.



Each year's data represented above is a result of facilities' efforts and team member compliance assistance efforts performed since the date of the previous fiscal year's inspection. FY 2025 through FY 2027 projections anticipate an increase in average days to compliance as industrial activities and inspections increase to prior levels.

**PROGRAM DESCRIPTION**

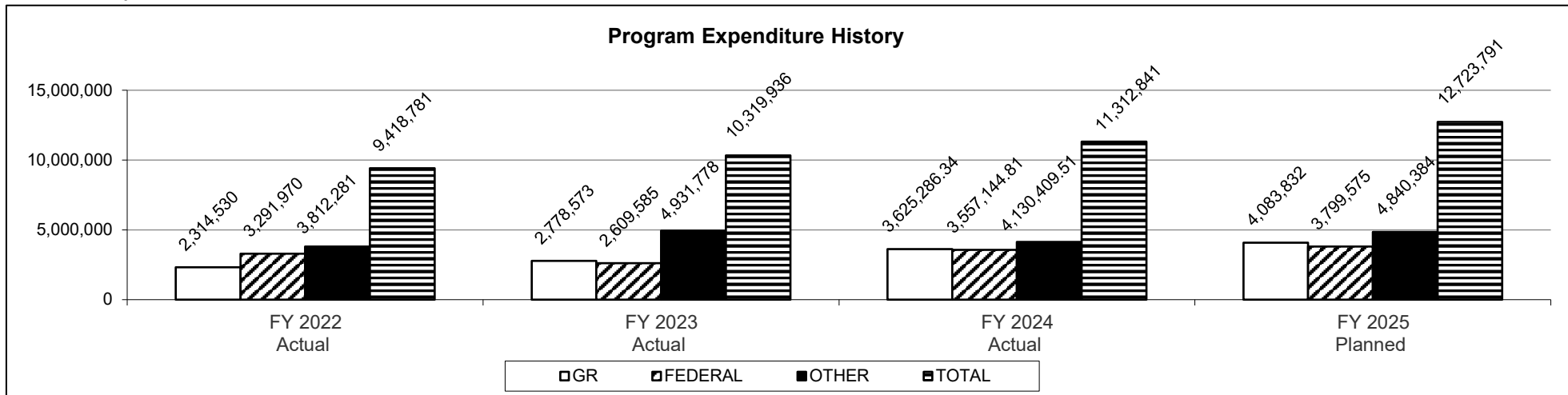
**Department of Natural Resources**

**AB Section(s): 6.225**

**DEQ - Regional Offices**

**Program is found in the following core budget(s): Regional Offices**

**3. Provide actual expenditures for the prior three fiscal years and planned expenditures for the current fiscal year. (Note: Amounts do not include fringe benefit costs.)**



FY 2025 Planned is shown at full appropriation.

**4. What are the sources of the "Other " funds?**

Missouri Air Emission Reduction Fund (1267); Cost Allocation Fund (1500); Natural Resources Protection Fund - Water Pollution Permit Fee Subaccount (1568); Solid Waste Management Fund - Scrap Tire Subaccount (1569); Solid Waste Management Fund (1570); Natural Resources Protection Fund - Air Pollution Asbestos Fee Subaccount (1584); Natural Resources Protection Fund - Air Pollution Permit Fee Subaccount (1594); Hazardous Waste Fund (1676); and Safe Drinking Water Fund (1679).

**PROGRAM DESCRIPTION**

**Department of Natural Resources**

**AB Section(s): 6.225**

**DEQ - Regional Offices**

**Program is found in the following core budget(s): Regional Offices**

**5. What is the authorization for this program, i.e., federal or state statute, etc.? (Include the federal program number, if applicable.)**

Federal Clean Water Act, as amended  
Federal Safe Drinking Water Act, as amended  
Federal Clean Air Act, with amendments, 1990  
Federal Comprehensive Environmental Response, Compensation, and Liability Act of 1980, as amended  
Federal Superfund Amendments and Reauthorization Act of 1986  
Federal Resource Conservation and Recovery Act of 1976, as amended  
Federal Solid Waste Disposal Act of 1976, as amended  
RSMo 640.040 Cleanup of Controlled Substance  
RSMo 260.500 through 260.552 Hazardous Substance Emergency Response

Also see program authorization in the core operating budgets for the Division of Environmental Quality's Water Protection Program, Air Pollution Control Program, Environmental Remediation Program, and Waste Management Program.

**6. Are there federal matching requirements? If yes, please explain.**

Performance Partnership Grant	Match varies by component
Drinking Water State Revolving Fund	20% State

**7. Is this a federally mandated program? If yes, please explain.**

The Regional Offices and Central Field Operations office provide support to implement the Clean Water Act; Safe Drinking Water Act; Clean Air Act; Resource Conservation and Recovery Act; Comprehensive Environmental Response, Compensation, and Liability Act; and Superfund Amendments and Reauthorization Act.

## PROGRAM DESCRIPTION

Department of Natural Resources

AB Section(s): 6.225, 6.280

DEQ - Environmental Services Program

Program is found in the following core budget(s): **Environmental Services Program**

### 1a. What strategic priority does this program address?

The Environmental Services Program helps Missouri citizens thrive by managing natural resources to promote a healthy environment and economy by:

- Promoting environmental responsibility and resource stewardship.
- Enhancing services, information, and communication to improve customer experience.
- Modernizing community infrastructure, strengthening workforce, and supporting economic development.
- Improving internal processes to better serve our customers.

### 1b. What does this program do?

The Environmental Services Program (ESP) produces environmental data used by the department's programs. Areas of emphasis include:

- Air Quality Monitoring
  - Ambient air monitoring 365 days a year at 40 key locations across Missouri
  - 193 monitoring instruments generate 10,000,000 measurements annually
  - 6,000 quality control checks annually
- Chemical Analysis of Environmental Samples (Laboratory)
  - Report over 200,000 results from approximately 19,000 samples annually
  - Chemical analysis of public water supplies statewide
  - Certification of other laboratories performing chemical analysis of drinking water samples
  - Chemical analysis of soil and non-potable water samples
- Water Quality Monitoring
  - Field collection of approximately 1,200 samples annually (includes non-potable water, sediment, and fish tissue samples)
  - Completion of approximately 1,000 sampling events at approximately 400 sites annually
  - Process approximately 90 samples providing microscopic identification of 75,000 macroinvertebrates annually to assess Missouri stream health
  - Analyze approximately 600 samples annually collected from public swim areas at state parks for E.coli
- Monitoring and Support
  - Conduct over 260 performance evaluations/audits of public and private air-monitoring instruments to ensure accuracy and performance
  - Maintain over 200 Standard Operating Procedures to ensure consistency and quality of data
  - Conduct over 30 sampling investigations at 19 hazardous waste sites each year

(continued on following page)



**PROGRAM DESCRIPTION**

<b>Department of Natural Resources</b>	<b>AB Section(s): <u>6.225, 6.280</u></b>
<b>DEQ - Environmental Services Program</b>	
<b>Program is found in the following core budget(s): Environmental Services Program</b>	

**1b. What does this program do (continued)?**

ESP serves Missouri citizens impacted by disasters and environmental emergencies.

- Environmental Emergency Response
  - Help mitigate hazardous substance emergencies and provide environmental support during natural disasters
  - Staff emergency spill line with qualified hazardous-materials technicians 24 hours a day, 365 days a year
  - Approximately 850 spills, leaks, and other hazardous substance incidents reported annually; provide on-scene response as needed

Hazardous Substances Analysis & Emergency Response PSD: In cases where a responsible party cannot be located or fails to take timely action, ESP responds on-scene and may hire a contractor to address threats to public health and/or the environment.

The following table shows financial data for the budget units included in this form.

	<b>FY 2022</b>	<b>FY 2023</b>	<b>FY 2024</b>	<b>FY 2025</b>	<b>FY 2026</b>
	<b>Actual</b>	<b>Actual</b>	<b>Actual</b>	<b>Current</b>	<b>Request</b>
Environmental Services Operations (430017B)	5,179,594	5,152,538	5,872,850	8,089,024	8,121,440
Hazardous Subst & Emergency Resp (430029B)	59,360	41,156	201,101	300,000	300,000
Total	5,238,954	5,193,694	6,073,951	8,389,024	8,421,440

**PROGRAM DESCRIPTION**

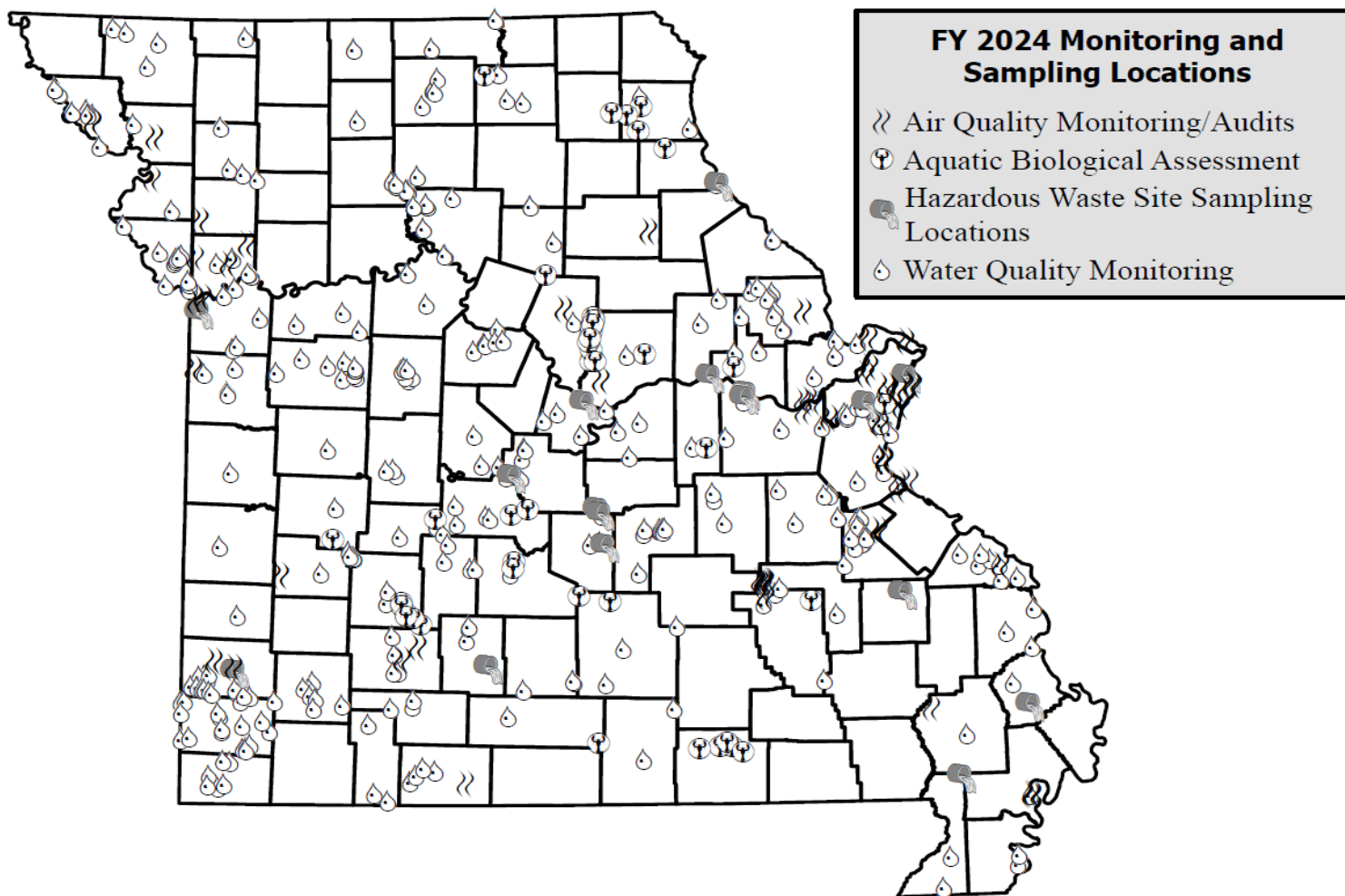
Department of Natural Resources

AB Section(s): 6.225, 6.280

DEQ - Environmental Services Program

Program is found in the following core budget(s): Environmental Services Program

2a. Provide an activity measure(s) for the program.



**PROGRAM DESCRIPTION**

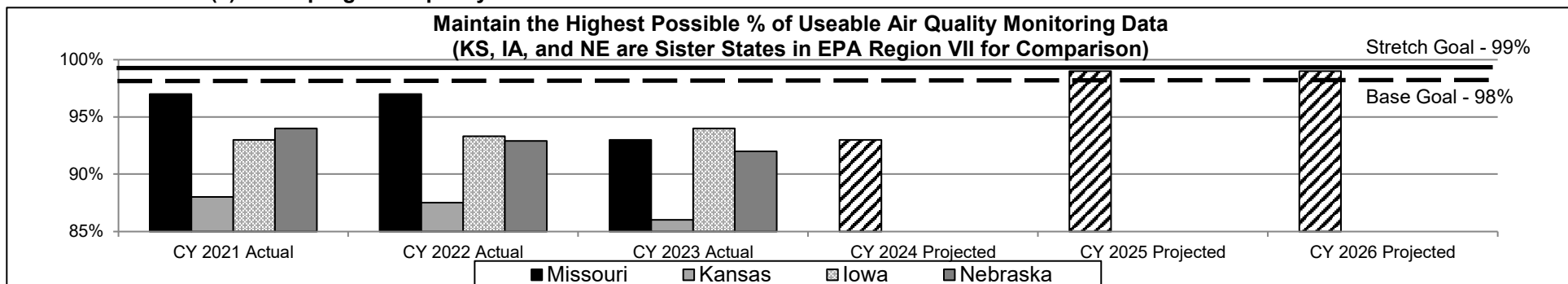
**Department of Natural Resources**

**AB Section(s): 6.225, 6.280**

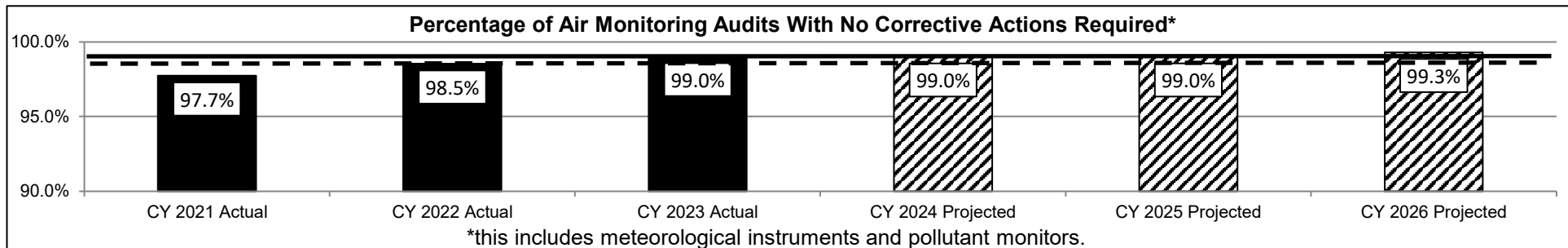
**DEQ - Environmental Services Program**

**Program is found in the following core budget(s): Environmental Services Program**

**2b. Provide a measure(s) of the program's quality.**



The department operates 193 air-monitoring instruments at 40 locations throughout Missouri. The instruments in the network collect air pollution data required by the Clean Air Act, which addresses specific Missouri air quality health concerns. Data are “useable” if they pass quality-control checks and validation measures. The department needs useable data to make decisions that ensure steady progress in reducing smog-forming pollution and protecting public health in communities across the State of Missouri.



The department performs approximately 205 internal audits throughout the year on all data-collection efforts across the entire statewide air monitoring site network. These audits ensure the quality and defensibility of the data collected, by independently verifying standardized methods and procedures are followed. The base goal is 98.5% and the stretch goal is 99%.

## PROGRAM DESCRIPTION

Department of Natural Resources

AB Section(s): 6.225, 6.280

DEQ - Environmental Services Program

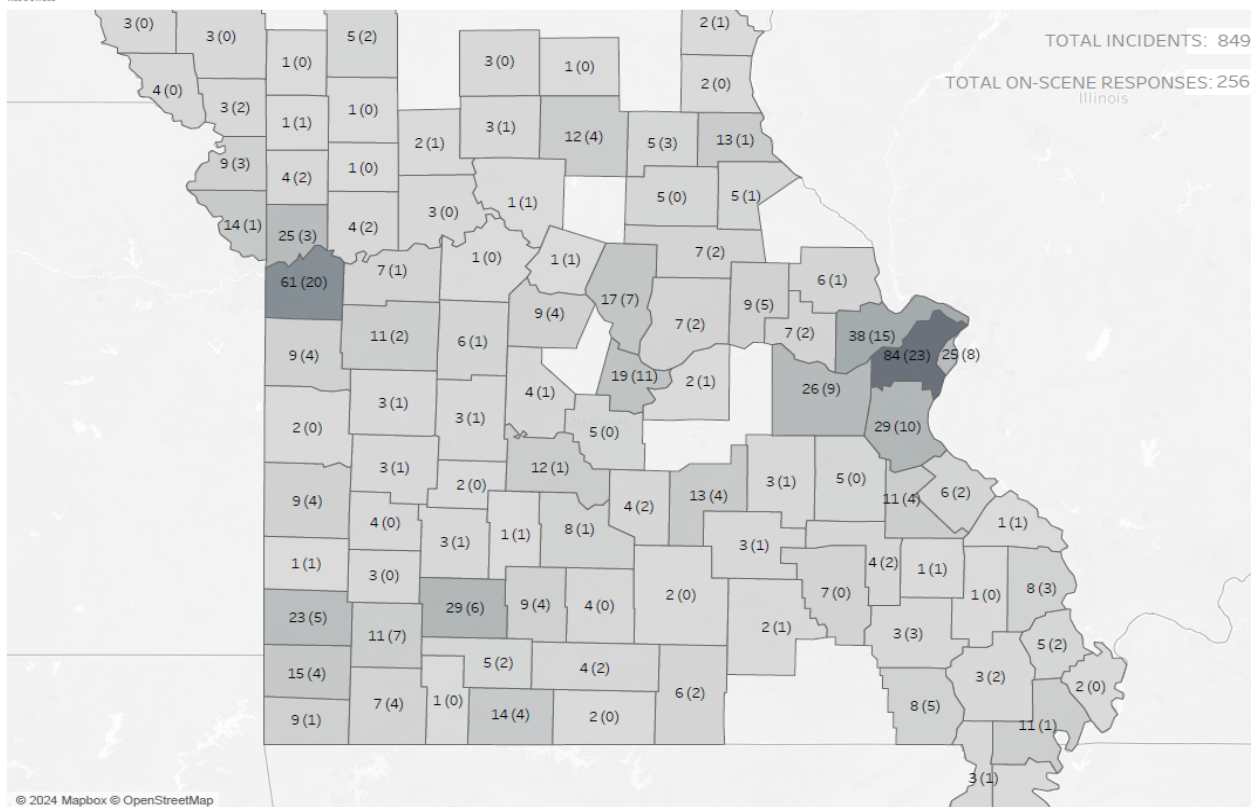
Program is found in the following core budget(s): Environmental Services Program

2c. Provide a measure(s) of the program's impact.

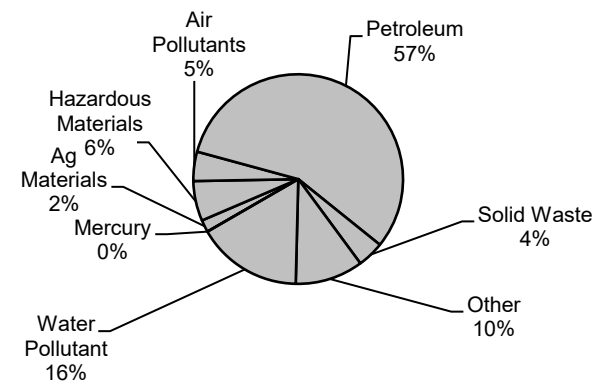


MISSOURI DEPARTMENT OF NATURAL RESOURCES  
ENVIRONMENTAL EMERGENCY RESPONSE  
INCIDENTS REPORTED (ON-SCENE RESPONSES) IN STATE FISCAL YEAR 2024

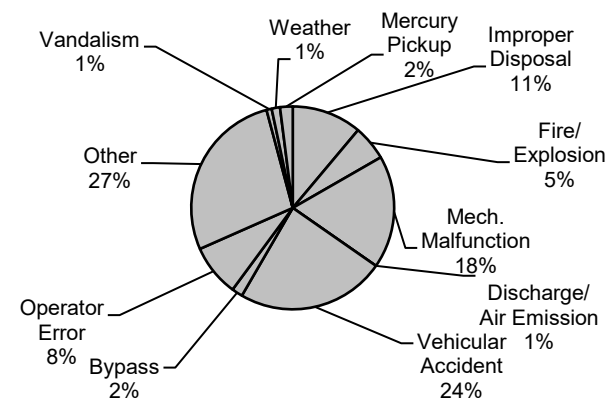
2024



**Environmental Emergency Response (EER)  
FY 2024 Materials Released**



**Environmental Emergency Response (EER)  
FY 2024 Incident Causes**



**PROGRAM DESCRIPTION**

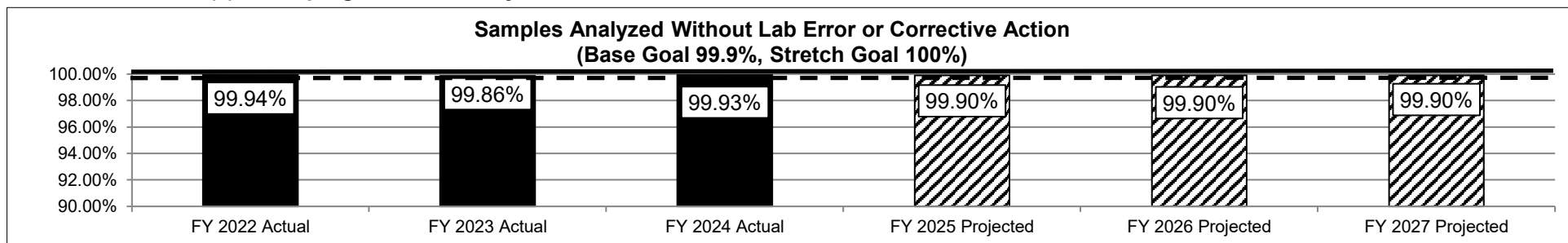
**Department of Natural Resources**

**AB Section(s): 6.225, 6.280**

**DEQ - Environmental Services Program**

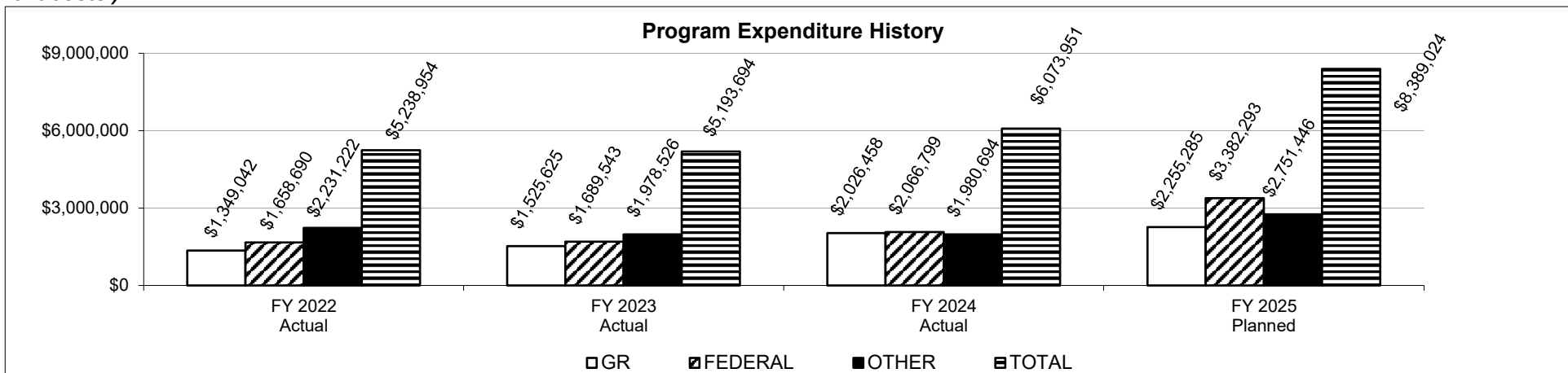
**Program is found in the following core budget(s): Environmental Services Program**

**2d. Provide a measure(s) of the program's efficiency.**



Occurrences in the laboratory that prevent the reporting of results for a sample are deemed "laboratory errors" and require Corrective Actions to minimize further instances. ESP analyzes approximately 20,000 samples annually and strives to keep laboratory errors to a minimum. FY 2022, FY 2023, and FY 2024 recorded errors were 15, 29 and 13 respectively.

**3. Provide actual expenditures for the prior three fiscal years and planned expenditures for the current fiscal year. (Note: Amounts do not include fringe benefit costs.)**



Financial data includes operating and pass-through appropriations. FY 2025 Planned is shown at full appropriation.

**PROGRAM DESCRIPTION**

<b>Department of Natural Resources</b>	<b>AB Section(s): <u>6.225, 6.280</u></b>								
<b>DEQ - Environmental Services Program</b>									
<b>Program is found in the following core budget(s): Environmental Services Program</b>									
<b>4. What are the sources of the "Other " funds?</b>									
<p>Natural Resources Protection Fund - Damages Subaccount (1555); Natural Resources Protection Fund - Water Pollution Permit Fee Subaccount (1568); Solid Waste Management Fund (1570); Natural Resources Protection Fund - Air Pollution Permit Fee Subaccount (1594); Environmental Radiation Monitoring Fund (1656); Hazardous Waste Fund (1676); and Safe Drinking Water Fund (1679)</p>									
<b>5. What is the authorization for this program, i.e., federal or state statute, etc.? (Include the federal program number, if applicable.)</b>									
<p>Federal Clean Water Act, as amended          Federal Safe Drinking Water Act, as amended          Federal Clean Air Act, with amendments, 1990          Federal Comprehensive Environmental Response, Compensation, and Liability Act of 1980, as amended          Federal Superfund Amendments and Reauthorization Act of 1986          Federal Resource Conservation and Recovery Act of 1976, as amended          Federal Solid Waste Disposal Act of 1976, as amended          Oil Pollution Act of 1990</p> <table border="0"> <tr> <td>RSMo 260.500 through 260.552</td> <td>Hazardous Substance Emergency Response</td> </tr> <tr> <td>RSMo 260.818 through 260.819</td> <td>Oil Spill Response, National Contingency Plan</td> </tr> <tr> <td>RSMo 640.040</td> <td>Cleanup of Controlled Substance</td> </tr> <tr> <td>RSMo 260.750</td> <td>Environmental Radiation Monitoring</td> </tr> </table>		RSMo 260.500 through 260.552	Hazardous Substance Emergency Response	RSMo 260.818 through 260.819	Oil Spill Response, National Contingency Plan	RSMo 640.040	Cleanup of Controlled Substance	RSMo 260.750	Environmental Radiation Monitoring
RSMo 260.500 through 260.552	Hazardous Substance Emergency Response								
RSMo 260.818 through 260.819	Oil Spill Response, National Contingency Plan								
RSMo 640.040	Cleanup of Controlled Substance								
RSMo 260.750	Environmental Radiation Monitoring								
<p>Also see program authorization in the core operating budgets for the Division of Environmental Quality's (DEQ) Water Protection Program, Air Pollution Control Program, Environmental Remediation Program, and Waste Management Program.</p>									
<b>6. Are there federal matching requirements? If yes, please explain.</b>									
<p>Grant funding through various DEQ programs</p>	<p>Varies</p>								
<b>7. Is this a federally mandated program? If yes, please explain.</b>									
<p>The Environmental Services Program provides support to implement the Clean Water Act; the Safe Drinking Water Act; the Clean Air Act; the Resource Conservation and Recovery Act; the Comprehensive Environmental Response, Compensation, and Liability Act; and the Superfund Amendments and Reauthorization Act.</p>									

## PROGRAM DESCRIPTION

Department of Natural Resources

AB Section(s): 6.225, 6.230

DEQ - Administration

Program is found in the following core budget(s): **Division of Environmental Quality Administration**

### 1a. What strategic priority does this program address?

The Division of Environmental Quality helps Missouri citizens thrive by managing natural resources to promote a healthy environment and economy by:

- Promoting environmental responsibility and resource stewardship.
- Enhancing services, information, and communication to improve customer experience.
- Modernizing community infrastructure, strengthening workforce, and supporting economic development.
- Improving internal processes to better serve our customers.

### 1b. What does this program do?

The Division of Environmental Quality includes the Financial Assistance Center, Water Protection Program, Air Pollution Control Program, Environmental Remediation Program, Waste Management Program, Central Field Operations, Regional Offices (St. Louis, Lee's Summit, Macon, Poplar Bluff, and Springfield), and Environmental Services Program.

In March 2022, the Division of Environmental Quality was realigned, which shifted the Soil and Water Conservation Program to the department's Missouri Geological Survey, the Financial Assistance Center from the Water Protection Program to a new program within the Division, and a portion of the department's Water Non-Point Source activities and FTE from the Soil and Water Conservation Program into the division's Water Protection Program. These changes were reflected in the FY 2024 budget.

The Division of Environmental Quality Administration responsibilities include:

- Implementing statewide environmental and natural resource policies resulting in environmentally-sound decisions that protect our air, land, and water while fostering economic development.
- Overseeing the administration of low-interest loan and grant programs for the construction of water and wastewater infrastructure projects at an affordable cost.
- Managing the organizational units within the division.
- Promoting efficient administration and operations.
- Long-range planning to implement policies to protect human health and the environment.

Technical Assistance Grants PSD: The division provides technical assistance to businesses, citizens, and local governments to increase compliance with statutes and regulations and promote pollution prevention strategies. This assistance is offered through federal and state funded training and certification of drinking water operators and wastewater operators. Other activities include environmental studies, demonstration projects, and pilot projects.

**PROGRAM DESCRIPTION**

**Department of Natural Resources** **AB Section(s): 6.225, 6.230**  
**DEQ - Administration**  
**Program is found in the following core budget(s): Division of Environmental Quality Administration**

**1b. What does this program do? (continued)**

The following table shows financial data for the budget units included in this form.

	<b>FY 2022</b>	<b>FY 2023</b>	<b>FY 2024</b>	<b>FY 2025</b>	<b>FY 2026</b>
	<b>Actual</b>	<b>Actual</b>	<b>Actual</b>	<b>Current</b>	<b>Request</b>
DEQ Admin Operations (430009B)	1,124,899	1,156,577	1,121,730	1,598,536	1,507,122
Technical Assistance Grants (430019B)	347,944	350,638	330,435	700,000	700,000
<b>Total</b>	<b>1,472,843</b>	<b>1,507,215</b>	<b>1,452,164</b>	<b>2,298,536</b>	<b>2,207,122</b>

**2a. Provide an activity measure(s) for the program.**

**Services Provided to Regulated Entities and the Public**

	<b>FY 2022</b>	<b>FY 2023</b>	<b>FY 2024</b>	<b>FY 2025</b>	<b>FY 2026</b>	<b>FY 2027</b>
	<b>Actual</b>	<b>Actual</b>	<b>Actual</b>	<b>Projected</b>	<b>Projected</b>	<b>Projected</b>
Regulated Facility Inspections	6,138	5,556	5,387	5,500	5,500	5,500
Compliance Assistance Visits	5,071	5,323	4,724	6,000	6,000	6,000
Environmental Emergency Responses	181	164	225	200	200	200
<b>Total Assistance</b>	<b>11,390</b>	<b>11,043</b>	<b>10,336</b>	<b>11,700</b>	<b>11,700</b>	<b>11,700</b>

FY 2022 Regulated Facility Inspections was updated with more current data. FY 2023 Regulated Facility Inspections, Compliance Assistance Visits, and Environmental Emergency Responses were updated with more current data.

The inspections and compliance assistance visits reported for this measure are performed by the division's regional offices. The division's central office programs also perform a small portion of all inspections.



**PROGRAM DESCRIPTION**

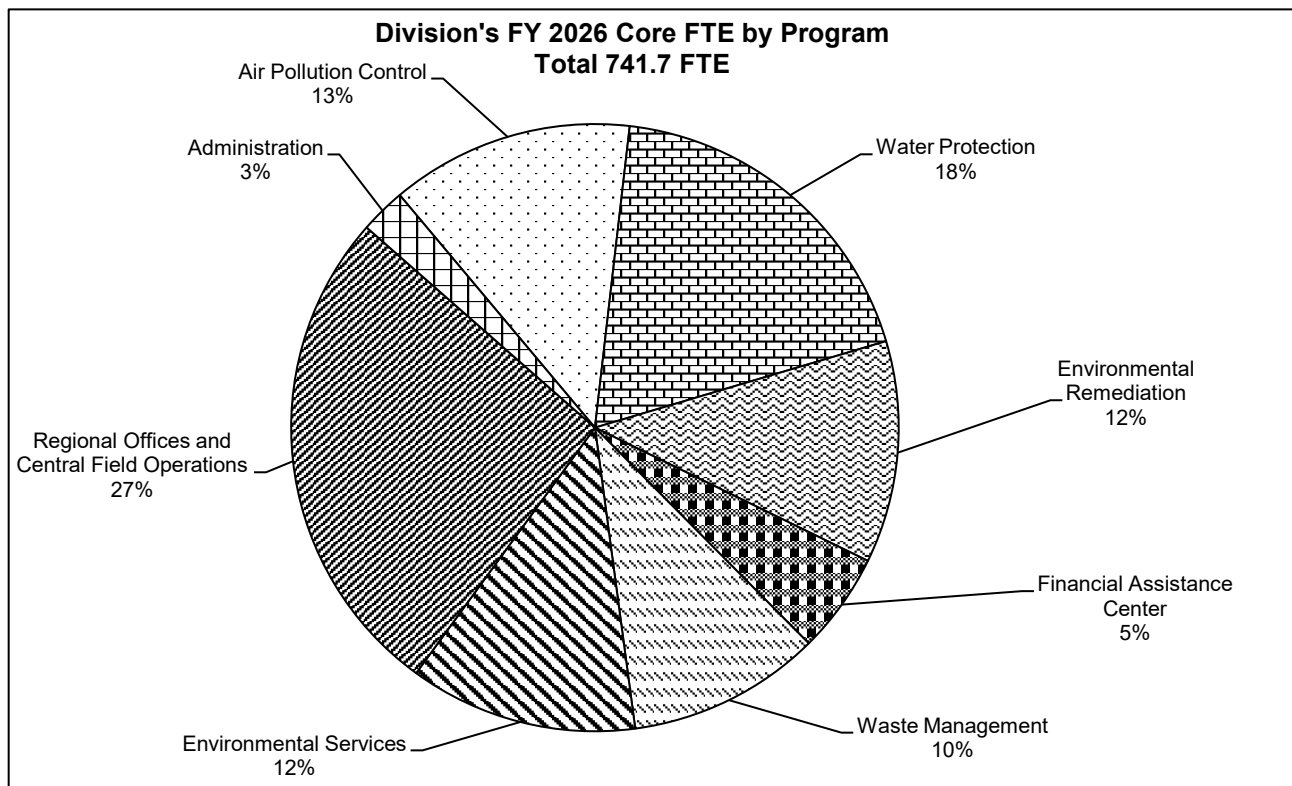
**Department of Natural Resources**

**AB Section(s): 6.225, 6.230**

**DEQ - Administration**

**Program is found in the following core budget(s): Division of Environmental Quality Administration**

**2b. Provide a measure(s) of the program's quality.**



The division serves the programs by aiding in resource maximization with only a small percent of total FTE.

Financial Assistance Center, Water Protection, Air Pollution Control, Environmental Remediation, Waste Management, Central Field Operations, Regional Offices, and Environmental Services.

**Division Budget Unit Net FTE Reductions:**

- FY 2018 = 5 FTE
- FY 2019 = 6.82 FTE
- FY 2020 = 16 FTE
- FY 2021 = 0 FTE
- FY 2022 = 14.42 FTE
- FY 2023 = 0 FTE
- FY 2024 = 0 FTE
- FY 2025 = 0 FTE
- FY 2026 = 1 FTE

**TOTAL Net Reductions = 43.24 FTE**

Note: FY 2019 and FY 2020 5 FTE increase in Agency-wide PSTIF Budget Unit; FY 2022 2 FTE increase in Water Protection Budget Unit; FY 2023 7 FTE increase in Financial Assistance Center (BIL/IIJA); FY 2024 1 FTE increase in ESP budget unit; FY 2026 1 FTE reallocation to Department Operations

## PROGRAM DESCRIPTION

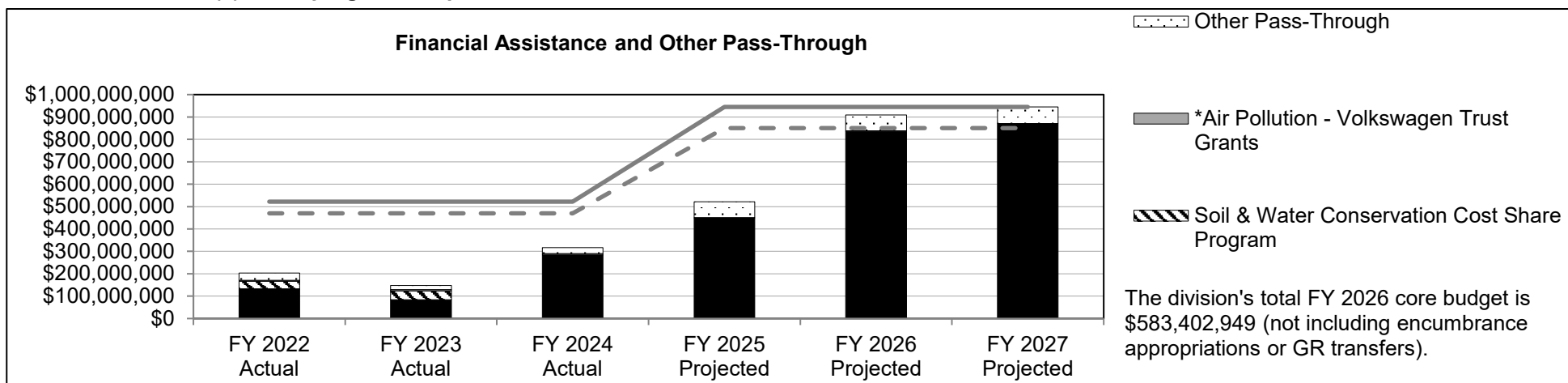
Department of Natural Resources

AB Section(s): 6.225, 6.230

DEQ - Administration

Program is found in the following core budget(s): Division of Environmental Quality Administration

2c. Provide a measure(s) of the program's impact.



**Other Pass-Through** includes Solid Waste District grants, scrap tire grants, non-point source water protection, regional water quality planning, water and wastewater operator certification, clean up and emergency response activities, environmental restoration, water quality monitoring, and soil and water cost share.

Water and Wastewater Infrastructure Grants and Loans - Projects are multiyear; therefore, funds are expended over a 24-month period for wastewater projects and over an 18-month period for drinking water projects. State Revolving Fund (SRF) program demand is increasing. Increases in FY 2025 through FY 2027 are planned disbursements for SRF applications the department is currently processing, including several very large projects. The increase is also attributable to the increase in capitalization grant allotments through the Bipartisan Infrastructure Law funding.

\*The Volkswagen Trust Agreement allows beneficiaries to continue disbursements through October 1, 2027. The slowdown in parts/vehicle manufacturing and shipping affects the date of fully expending the funding. The department awarded the remainder of the Electric Vehicle Charging Infrastructure allotment in calendar year 2022, and project completions are expected no later than FY 2027. Earned interest will be disbursed last, consistent with Missouri's Beneficiary Mitigation Plan.

\*\*In March 2022 the Soil and Water Conservation Program (SWCP) was shifted from the Division of Environmental Quality to the department's Missouri Geological Survey. Therefore, the performance measure only includes actual SWCP data for FY 2022 - FY 2023.

**PROGRAM DESCRIPTION**

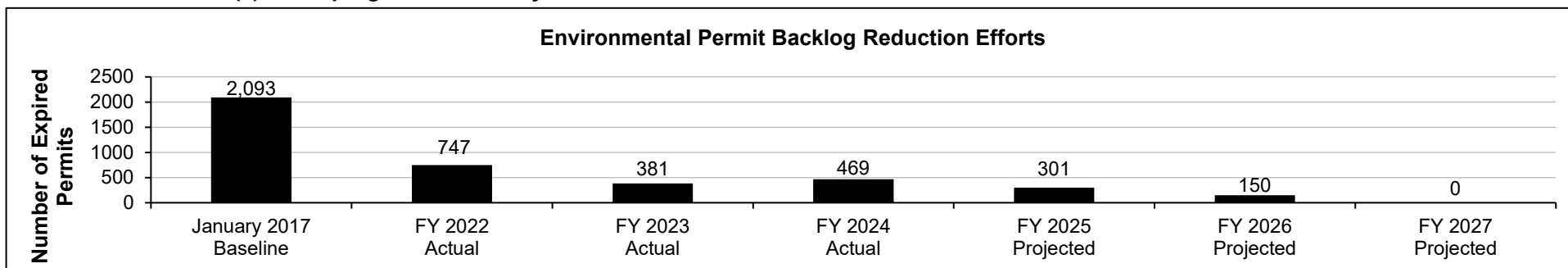
**Department of Natural Resources**

**AB Section(s): 6.225, 6.230**

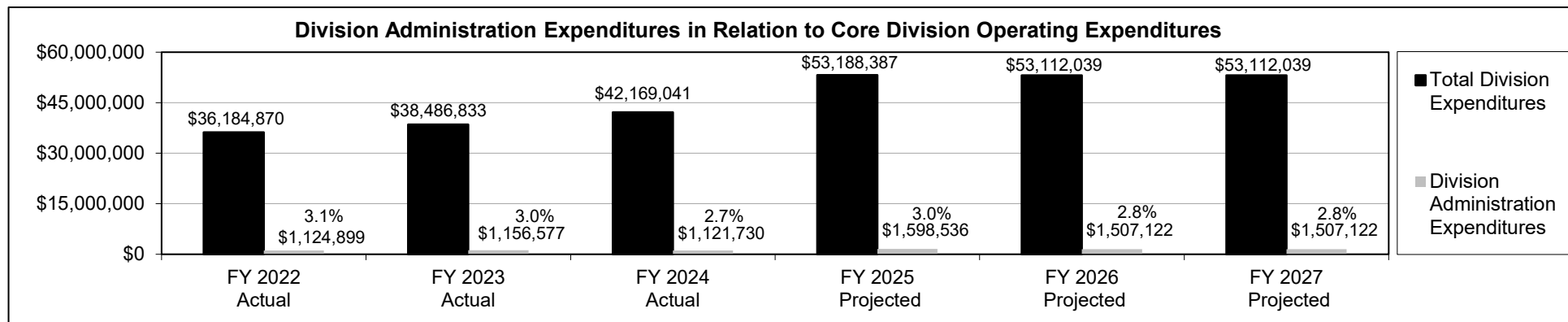
**DEQ - Administration**

**Program is found in the following core budget(s): Division of Environmental Quality Administration**

**2d. Provide a measure(s) of the program's efficiency.**



Beginning baseline January 2017, the division's environmental permits include air, hazardous waste, drinking water, wastewater, and solid waste facilities. A variety of factors including vacancies, as well as regular permit application deadlines and expirations, impacted the department's FY 2022 actual permit backlog. The department's base goal is to eliminate the backlog by the end of calendar year 2026.



Projections are based on full appropriation spending. These projections only include operating appropriations; pass-through appropriations are not included.

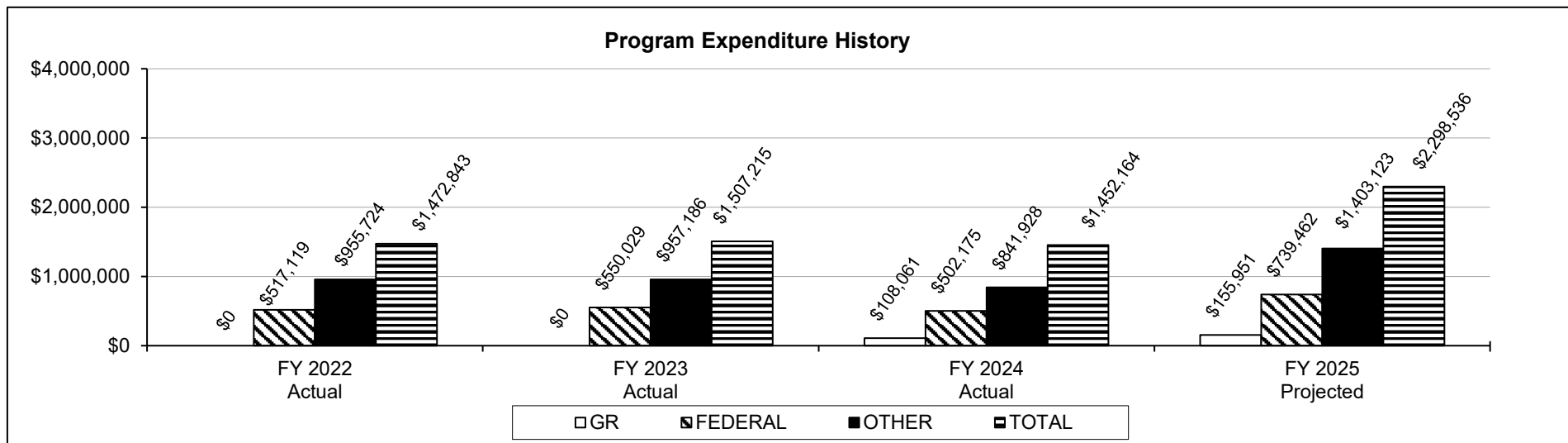
\*In March 2022, the Soil and Water Conservation Program (SWCP) was shifted from the Division of Environmental Quality to the department's Missouri Geological Survey. Therefore, the performance measure includes FY 2022 and FY 2023 actual SWCP data.

### PROGRAM DESCRIPTION

Department of Natural Resources AB Section(s): 6.225, 6.230  
 DEQ - Administration

Program is found in the following core budget(s): Division of Environmental Quality Administration

3. Provide actual expenditures for the prior three fiscal years and planned expenditures for the current fiscal year. (Note: Amounts do not include fringe benefit costs.)



Financial data includes operating and pass-through appropriations. Core pass-through appropriations are set at a level to encumber and pay our commitments, which often span multiple fiscal years.

FY 2025 Planned is shown at full appropriation.

**4. What are the sources of the "Other" funds?**

Cost Allocation Fund (1500); Natural Resources Protection Fund - Water Pollution Permit Fee Subaccount (1568)

**PROGRAM DESCRIPTION**

<b>Department of Natural Resources</b>	<b>AB Section(s): <u>6.225, 6.230</u></b>										
<b>DEQ - Administration</b>											
<b>Program is found in the following core budget(s): <u>Division of Environmental Quality Administration</u></b>											
<b>5. What is the authorization for this program, i.e., federal or state statute, etc.? (Include the federal program number, if applicable.)</b>											
<p>The Division of Environmental Quality administers programs that protect human health, public welfare, and the environment. These programs are authorized by state and federal laws as noted in each of their program descriptions. These laws deal with air quality, solid and hazardous wastes, voluntary cleanup, petroleum storage tanks, clean water, and drinking water.</p> <table style="width:100%; border:none;"> <tr> <td style="width:30%;">RSMo 640.010 – 640.758</td> <td>Department of Natural Resources - Duties associated with environmental assistance on behalf of the Department</td> </tr> <tr> <td>RSMo 640.100</td> <td>Drinking Water Operator Certification; Safe Drinking Water Act</td> </tr> <tr> <td>RSMo 643.173 and 643.175</td> <td>Small Business Technical Assistance Program</td> </tr> <tr> <td>RSMo 643.060 (2)</td> <td>Prevention, Abatement, and Control of Air Pollution</td> </tr> <tr> <td>RSMo 644.006 through 644.096</td> <td>Water Pollution Planning, Permitting, Inspection, Remediation, Technical Assistance</td> </tr> </table>		RSMo 640.010 – 640.758	Department of Natural Resources - Duties associated with environmental assistance on behalf of the Department	RSMo 640.100	Drinking Water Operator Certification; Safe Drinking Water Act	RSMo 643.173 and 643.175	Small Business Technical Assistance Program	RSMo 643.060 (2)	Prevention, Abatement, and Control of Air Pollution	RSMo 644.006 through 644.096	Water Pollution Planning, Permitting, Inspection, Remediation, Technical Assistance
RSMo 640.010 – 640.758	Department of Natural Resources - Duties associated with environmental assistance on behalf of the Department										
RSMo 640.100	Drinking Water Operator Certification; Safe Drinking Water Act										
RSMo 643.173 and 643.175	Small Business Technical Assistance Program										
RSMo 643.060 (2)	Prevention, Abatement, and Control of Air Pollution										
RSMo 644.006 through 644.096	Water Pollution Planning, Permitting, Inspection, Remediation, Technical Assistance										
<b>6. Are there federal matching requirements? If yes, please explain.</b>											
<p>The division receives several federal grants. The matching requirements for these are listed in each of the applicable program descriptions.</p> <table style="width:100%; border:none;"> <tr> <td style="width:50%;">Drinking Water SRF Capitalization Grant - Local &amp; Other Set-Aside</td> <td>100% Federal (EPA)</td> </tr> <tr> <td>Other competitive grants may require various matching ratios</td> <td>Varies</td> </tr> </table>		Drinking Water SRF Capitalization Grant - Local & Other Set-Aside	100% Federal (EPA)	Other competitive grants may require various matching ratios	Varies						
Drinking Water SRF Capitalization Grant - Local & Other Set-Aside	100% Federal (EPA)										
Other competitive grants may require various matching ratios	Varies										
<b>7. Is this a federally mandated program? If yes, please explain.</b>											
<p>Division Administration oversees and coordinates programmatic responsibilities for which the state has elected, through environmental statutes, to seek delegation of federal programs. As it relates to Technical Assistance Grants, federal law mandates that operators of public drinking water systems be certified.</p>											

## PROGRAM DESCRIPTION

<b>Department of Natural Resources</b>	<b>AB Section(s): 6.290, 6.300, 6.305, 6.310, 6.315</b>
<b>Missouri Geological Survey</b>	
<b>Program is found in the following core budget(s): Missouri Geological Survey</b>	
<b>1a. What strategic priority does this program address?</b>	
<p>The Missouri Geological Survey Division helps Missouri citizens thrive by managing natural resources to promote a healthy environment and economy by:</p> <ul style="list-style-type: none"><li>• Promoting environmental responsibility and resource stewardship.</li><li>• Enhancing services, information, and communication to improve customer experience.</li><li>• Modernizing community infrastructure, strengthening workforce, and supporting economic development.</li><li>• Improving internal processes to better serve our customers.</li></ul>	
<b>1b. What does this program do?</b>	
<p>The Missouri Geological Survey (MGS) includes the Geological Survey Program, Land Reclamation Program, Dam and Reservoir Safety Program, Water Resources Center, and Soil and Water Conservation Program. MGS assists citizens, industry, and government in increasing the knowledge of Missouri's natural resources to achieve economic growth and provide for a healthy environment. MGS leadership provides management, fiscal direction, priority development, and support services. The division coordinates and integrates scientific information and services for efficient state and national distribution of technical information.</p> <p><b>Geological Survey Program (GSP): Applies Geoscience for Critical Resource Needs</b></p> <ul style="list-style-type: none"><li>• Performs detailed geoscience investigations for exploration, identification, development, and understanding Missouri's energy, mineral, and water resources and potential hazards to human health and safety, such as sinkholes and earthquakes. The value of a geologic map is estimated to be 25 to 39 times the cost to produce the map, and developers and engineers save about \$50,000 per project when modern geologic maps are available. As of FY 2024, the program has produced 362 geologic maps with an estimated economic value of \$471.5 million.</li><li>• Serves the public, industry, academia, and other entities by providing geologic and groundwater information necessary to address environmental concerns and make economic decisions such as siting landfills and characterizing valuable mineral resources.</li><li>• Collects, interprets, and maintains geologic data on Missouri's energy, mineral, and water resources and provides services for professional, technical, and educational use.</li><li>• Provides technical and field assistance to determine potential or existing environmental hazards posed by waste disposal practices and spills of hazardous materials.</li><li>• Protects Missouri's valuable fresh groundwater resources by establishing standards for the construction and proper plugging of wells and licensing qualified well installation contractors.</li><li>• Serves as the official Missouri Mine Map Repository and maintains the McCracken Core Library and Research Center, housing nearly 8 million feet of geologic rock core and cuttings.</li></ul>	

## PROGRAM DESCRIPTION

Department of Natural Resources

AB Section(s): 6.290, 6.300, 6.305, 6.310, 6.315

Missouri Geological Survey

Program is found in the following core budget(s): Missouri Geological Survey

### 1b. What does this program do? (continued)

#### **Dam and Reservoir Safety Program (DRSP): Ensures Public Safety Against Dam Failure**

- Provides public safety for downstream populations and property associated with 733 regulated dams by administering the provisions of the Missouri Dam and Reservoir Safety Law. Dam failures can cause loss of life and serious damage to buildings, critical infrastructure, industries, and local economies.
- Regulates nonfederal, nonagricultural dams 35 feet and higher through inspections, and issuance of registration, safety, and construction permits.
- Ensures critical dam infrastructure continues to be operated and maintained in accordance with state law.
- Performs emergency response to dams in distress and provides engineering evaluation of conditions during natural disasters to protect life and property.
- Provides technical assistance to regulated and non-regulated dams.

#### **Water Resources Center: Defends, Monitors, and Develops Water Resources**

- Defends Missouri's interests and claims to water in the Missouri and Mississippi Rivers.
- Develops, maintains, and periodically updates the Missouri Water Resources Plan to assess current water use in the state, future needs, and water availability.
- Monitors surface and groundwater levels by operating and maintaining a network of groundwater observation wells and participating in the stream gage network administered by USGS.
- Collects annual water use data from individuals or businesses that have the capacity to withdraw more than 100,000 gallons of water per day, in accordance with the Major Water Users Law.
- Provides technical expertise for the development or expansion of water distribution systems, water storage capabilities, and water supply sources to help regional water supply projects minimize the impacts of stress on their water systems.
- Performs groundwater studies to evaluate the quantity and quality of Missouri's springs and determine safe groundwater yields from the state's aquifers.
- Provides planning and resources for local partners on flood and drought resiliency projects throughout the state.

#### **Land Reclamation Program: Ensures Mining Compliance and Reclamation**

- Permits and inspects industrial mineral mining sites to ensure compliance with The Land Reclamation Act.
- Implements the Metallic Minerals Waste Management Act, which covers the metallic mineral waste disposal areas to ensure these areas are properly reclaimed.
- Utilizes funding provided by U.S. Department of Interior Office of Surface Mining to oversee reclamation of coal mine sites abandoned prior to 1977. Reclamation includes closing dangerous mine shafts, eliminating dangerous high walls, improving severely impacted land, and stabilizing subsiding ground beneath homes and roads.
- Permits and inspects active coal sites and oversees reclamation of coal mine land.
- Serves as the regulatory authority for coal mine permitting, inspection, enforcement, and maintains certification for blasters at coal mines in compliance with the federal Surface Mining Control and Reclamation Act (SMCRA).

## PROGRAM DESCRIPTION

<b>Department of Natural Resources</b>	<b>AB Section(s): 6.290, 6.300, 6.305, 6.310, 6.315</b>
<b>Missouri Geological Survey</b>	
<b>Program is found in the following core budget(s): Missouri Geological Survey</b>	
<b>1b. What does this program do? (continued)</b>	
<b>Soil and Water Conservation Program: Implements Soil and Water Conservation Practices</b>	
<ul style="list-style-type: none"><li>• Provides education, conservation, technical and administrative support, and financial incentives for the purpose of conserving soil and water resources through the Parks, Soil and Water Sales Tax.</li><li>• Administers agricultural practice policies developed by the Soil and Water Districts Commission to assist agricultural landowners and farmers.</li></ul>	
Missouri Geological Survey provides management and oversight of the following pass-through programs:	
<u>Multipurpose Water Resource Program PSD</u> : The Multipurpose Water Resource Program fund is intended to support development of public water supply, flood control storage, and treatment and transmission facilities. The Multipurpose Water Resource Act (Sections 256.435 - 256.445, RSMo) authorizes the department to administer moneys appropriated to the fund through provision of grants or other financial assistance and allows for the state to participate with a sponsor in the development, construction, or renovation of a water resource project providing a long-term solution to water supply needs.	
<u>State Water Plan</u> : This appropriation is used for professional services to implement the State Water Plan and advance the department's efforts and responsibilities to ensure that the availability of water resources supports Missouri's current and future beneficial uses and is not a limiting factor in economic growth. The primary areas of this effort include water supply availability, drought response and watershed feasibility studies, and addressing interstate water needs.	
<u>Land Reclamation PSD</u> : Allows the program to contract with surety bond holders, engineering, excavating, and construction companies to reclaim abandoned and bond forfeiture sites. Missouri's inventory is made up of 158 Abandoned Mine Land (AML) problem areas consisting of 13,404 acres with public health, safety, and environmental issues and an estimated reclamation cost of \$132.1 million. Reclamation costs of eligible lands are constantly updated in statewide inventory based upon new features being designated eligible, edits to existing features, and updated cost estimates for reclamation.	
<u>Oil and Gas Wells PSD</u> : Allows the plugging of abandoned oil and gas wells that have the potential to impact surface and groundwater resources and may pose a threat to human health. The Oil and Gas Remedial Fund is also used to handle emergency situations such as a leaking natural gas well. The federal fund appropriation from Bipartisan Infrastructure Law strengthens the Oil and Gas Remedial Fund, which is currently inadequate to address liabilities associated with abandoned oil and gas wells, and is used to assess, inventory, plug and remediate, and reclaim abandoned oil and gas wells and surrounding land for new beneficial purposes.	
<u>Soil and Water Conservation PSD</u> : Provides partial reimbursement to landowners for the installation of soil and water conservation practices that prevent or control excessive erosion and improve water quality. Soil and water conservation districts in each of Missouri's 114 counties are supported by district grant funds to allow local district boards to provide technical assistance to landowners and deliver information and educational programs. Also funded are research and monitoring necessary to understand the effectiveness of conservation practices and to inform future practice implementation.	



**PROGRAM DESCRIPTION**

<b>Department of Natural Resources</b>	<b>AB Section(s): 6.290, 6.300, 6.305, 6.310, 6.315</b>
<b>Missouri Geological Survey</b>	
<b>Program is found in the following core budget(s): Missouri Geological Survey</b>	

**1b. What does this program do? (continued)**

The following table shows financial data for the budget units included in this form.	<b>FY 2022</b>	<b>FY 2023</b>	<b>FY 2024</b>	<b>FY 2025</b>	<b>FY 2026</b>
	<b>Actual</b>	<b>Actual</b>	<b>Actual</b>	<b>Current</b>	<b>Request</b>
Missouri Geological Survey Operations (430031B)	6,349,735	7,125,888	10,358,778	12,184,402	12,084,963
Multipurpose Water Resource Program PSD (430035B)	1,119,273	5,080,623	5,804,697	48,187,310	48,187,310
State Water Plan E&E (430035B)	897,172	897,172	897,172	924,920	924,920
Missouri River Flood Risk Studies (430035B)	0	0	0	5,000,000	0
Land Reclamation PSD (430036B)	669,518	1,674,567	2,694,912	9,583,500	9,583,500
Oil and Gas Wells PSD (430037B)	0	0	5,200	11,970,949	11,970,949
Soil and Water PSD (430039B)	46,165,217	54,146,068	65,974,377	71,995,342	71,995,342
<b>Total</b>	<b>55,200,915</b>	<b>68,924,318</b>	<b>85,735,135</b>	<b>159,846,423</b>	<b>154,746,984</b>

**NOTES:**

**FY 2024:** In March 2022, the Soil and Water Conservation Program (SWCP) within the Division of Environmental Quality (DEQ) was reallocated to the Missouri Geological Survey. These changes are reflected in the FY 2024 budget.

**PROGRAM DESCRIPTION**

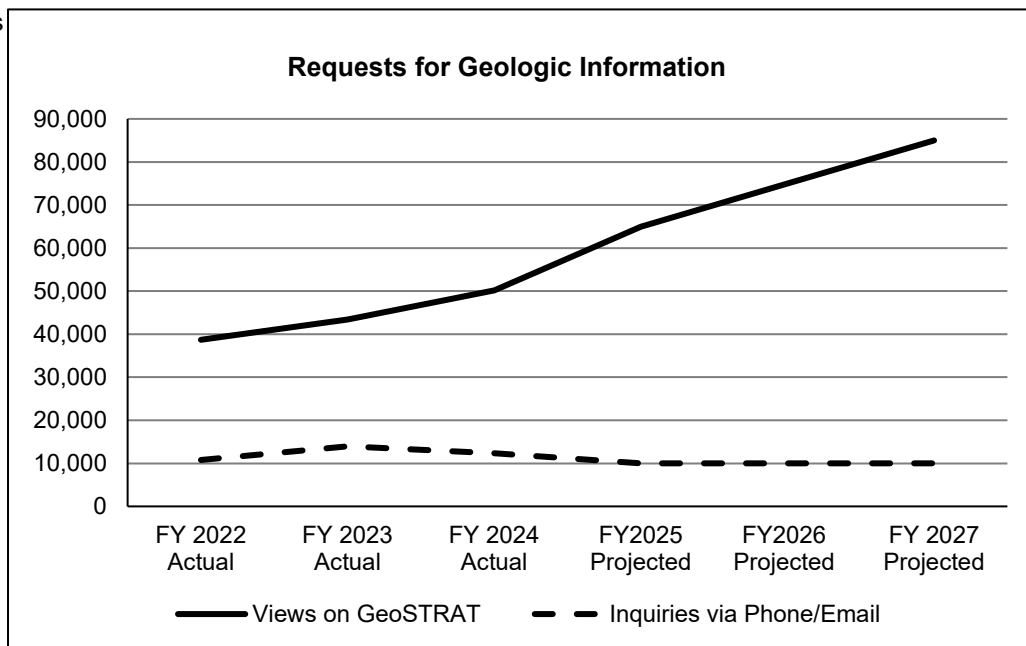
<b>Department of Natural Resources</b>	<b>AB Section(s): 6.290, 6.300, 6.305, 6.310, 6.315</b>
<b>Missouri Geological Survey</b>	
<b>Program is found in the following core budget(s): Missouri Geological Survey</b>	

**2a. Provide an activity measure(s) for the program.**

Every year the Geological Survey Program responds to thousands of requests for geologic information from our customers including businesses, farmers, and citizens. A few examples include:

- Businesses such as well drillers, oil and gas operators, mining and quarry operations, and environmental consultants.
- Farmers who own land with known or potential geologic resources and/or geologic hazards.
- Landowners and potential landowners needing geologic information such as private water wells, oil and gas leases, and potential for geologic resources and/or hazards.
- Citizens inquiring about the geologic resources of Missouri.

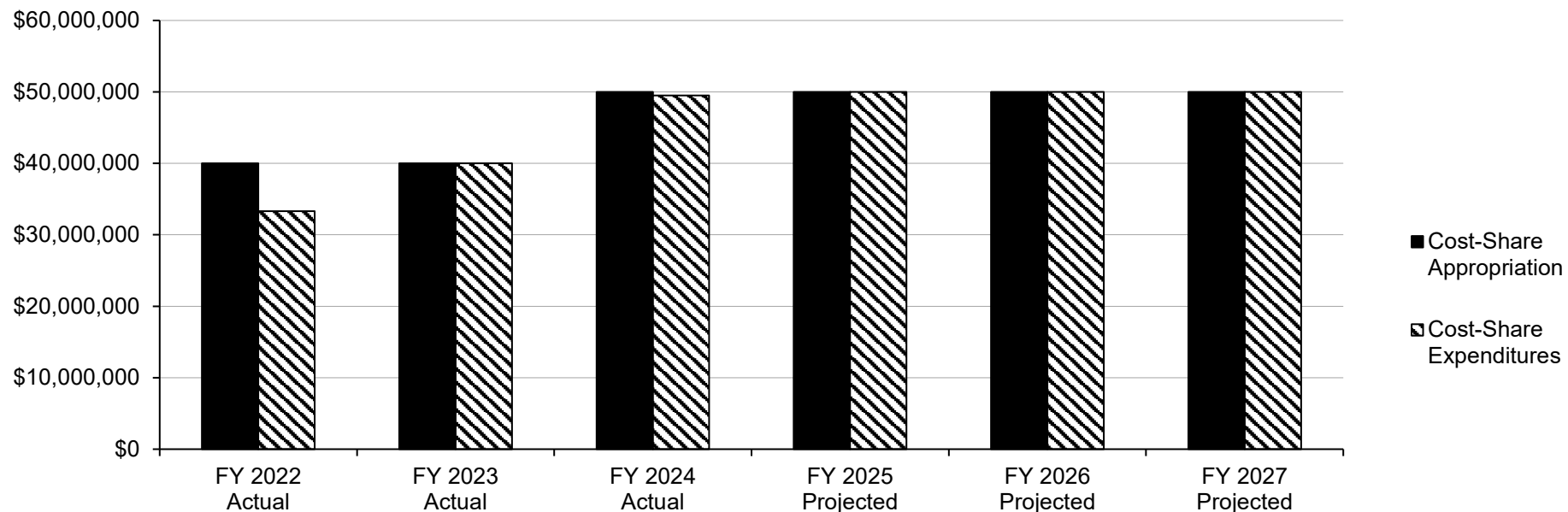
The Geological Survey Program is committed to making geologic information more accessible to the public. In FY 2018, the Department's online Geosciences Technical Resource Assessment Tool (GeoSTRAT) was upgraded to an ArcGIS Online platform. This web-based, interactive tool provides geologic and geotechnical data on a variety of platforms including mobile devices. Beginning in FY 2020, the number of views on GeoSTRAT exceeded the number of phone and email inquiries received for geologic information, demonstrating our customers are accessing geologic information online for data assessments in disciplines such as hazards assessment, environmental consulting and engineering, local and regional planning, insurance assessment, and others. We expect this trend to continue as we expand our efforts to provide more accessible online geologic maps and information that have been produced and collected for over 170 years at the Missouri Geological Survey. In FY 2020, we launched the new Geologic Map Index, as one of six additional ArcGIS Online applications. The map index serves nearly 3,400 scanned geologic maps that can be viewed and downloaded.



**PROGRAM DESCRIPTION**

<b>Department of Natural Resources</b>	<b>AB Section(s): 6.290, 6.300, 6.305, 6.310, 6.315</b>
<b>Missouri Geological Survey</b>	
<b>Program is found in the following core budget(s): Missouri Geological Survey</b>	
<b>2a. Provide an activity measure(s) for the program. (continued)</b>	

**Soil and Water Cost-Share Appropriations Spent Annually**



Due to disruptions impacting USDA office access, turnover in district staff, and ongoing economic impacts, program delivery was limited during FY 2022, resulting in reduced cost share utilization. In FY 2023, requests for assistance exceeded the appropriation by approximately \$2 million, and landowner reimbursement rates have increased. In FY 2024, the appropriation was increased to \$50 million. The program continues to see a high utilization of landowners seeking cost share assistance. The increase in landowner participation and component costs will continue into future years. The department projects spending full appropriation in FY 2024 through FY 2027 based on projected available funds.

The goal is to maximize funding available to landowners.

**PROGRAM DESCRIPTION**

<b>Department of Natural Resources</b>	<b>AB Section(s): 6.290, 6.300, 6.305, 6.310, 6.315</b>
<b>Missouri Geological Survey</b>	
<b>Program is found in the following core budget(s): Missouri Geological Survey</b>	

**2b. Provide a measure(s) of the program's quality.**

**Protecting the Missouri River**

The department serves Missourians by protecting the quantity of water in the Missouri River for water supply purposes. Approximately 45% of community water systems rely on the Missouri River as a source of drinking water. Other benefits of the program's work include ensuring Missouri River flows are adequate to support recreation, agriculture (irrigation and livestock), flood control, fish and wildlife, water-borne commerce, and industrial usage.

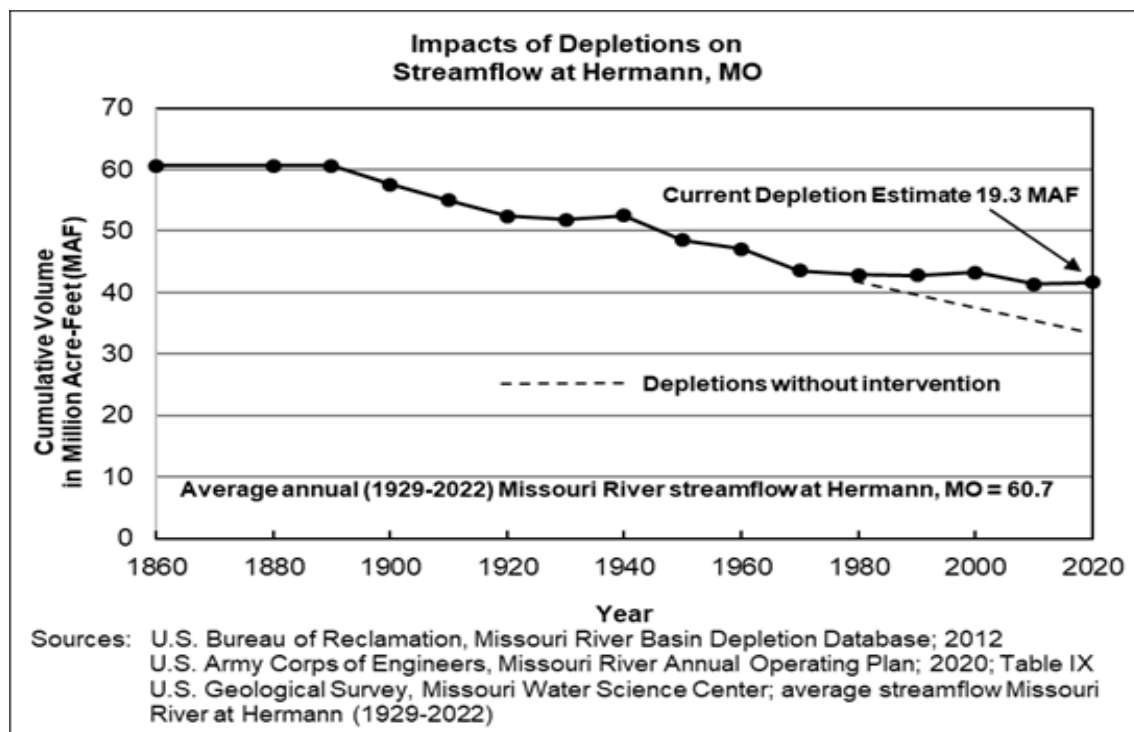
Missourians using Missouri River for drinking water:

FY 2020	FY 2021	FY 2022	FY 2023	FY 2024
2,512,106	2,440,038	2,453,581	2,498,562	2,479,898

**Missouri River Water Rights**

The Missouri River Master Manual is administered by the U.S. Army Corps of Engineers and is the primary document governing the operation of the Missouri River mainstem reservoirs. The department engages with the Corps and other stakeholders to advocate for management outcomes that protect river uses Missourians need. During the Master Manual update and development of the Missouri River Ecosystem Restoration Plan, the department prevented several proposed river operation changes that would have hampered Missourians' rights to navigate and use the Missouri River and likely would have increased flooding on Missouri property. The department also successfully worked to establish a consensus-based Missouri River Recovery Implementation Committee (MRRIC) to ensure Missourians have a voice in Missouri River management. These efforts help ensure Missouri's interests in the river (such as drinking water, power generation, river commerce, recreation, and fish and wildlife) are protected and maintained.

The department is instrumental in providing technical and legal assistance in challenging out-of-basin diversions of Missouri River water. The department's work has prevented, delayed, or minimized the scope of several proposed diversions.



### PROGRAM DESCRIPTION

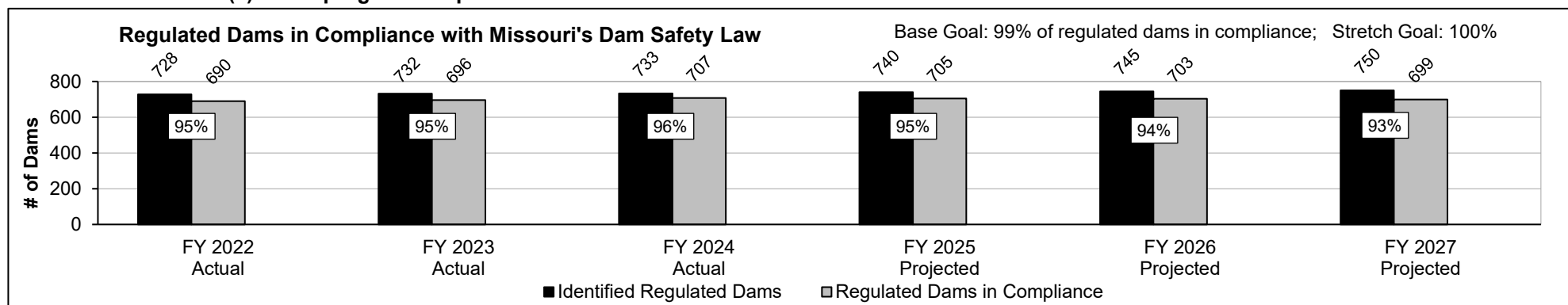
Department of Natural Resources

AB Section(s): 6.290, 6.300, 6.305, 6.310, 6.315

Missouri Geological Survey

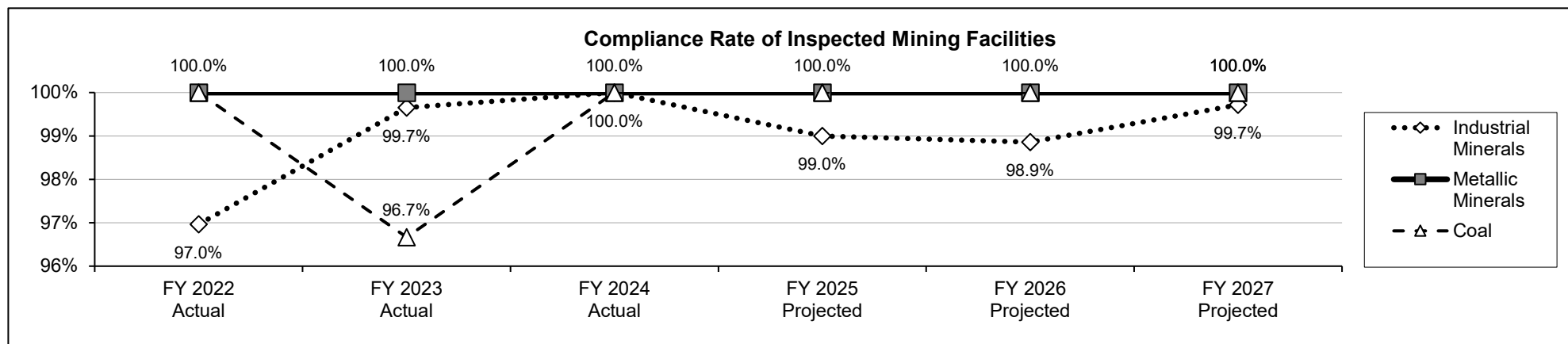
Program is found in the following core budget(s): Missouri Geological Survey

2c. Provide a measure(s) of the program's impact.



The increase in number of regulated dams projected from FY 2025 through FY 2027 is based on evaluations of dams built without a permit in Missouri. As the program continues to identify regulated dams that have historically not been permitted by the program, we expect compliance to dip temporarily as there will be a higher ratio of known dams to dams in compliance.

Construction and operating permits are required for dams 35 feet or higher in height. Missouri dams are aging with many built in the 1960s and '70s. The inspection and permitting process identifies deficiencies requiring repair or maintenance to be undertaken by dam owners to ensure the dam continues to operate as designed.

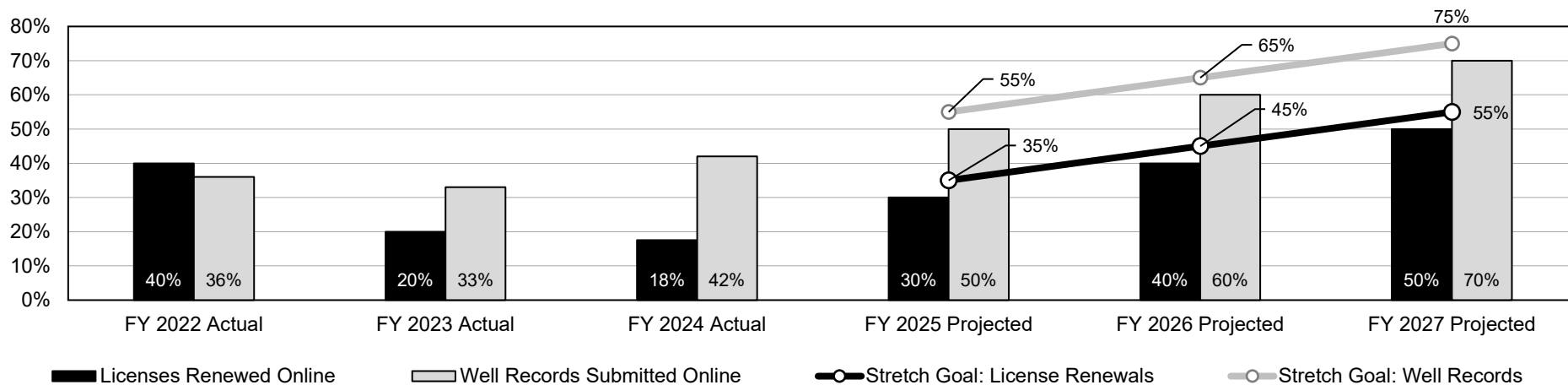


For 744 Industrial Mineral, 11 Metallic Mineral, and 5 Coal Facilities, the Land Reclamation Program routinely provides compliance assistance to regulated facilities using conference, conciliation, and persuasion (CC&P) to correct issues. Goals for this measure are to maintain the compliance rate for all three categories at 100%.

**PROGRAM DESCRIPTION**

<b>Department of Natural Resources</b>	<b>AB Section(s): 6.290, 6.300, 6.305, 6.310, 6.315</b>
<b>Missouri Geological Survey</b>	
<b>Program is found in the following core budget(s): Missouri Geological Survey</b>	
<b>2c. Provide a measure(s) of the program's impact. (continued)</b>	

**Percent of Well and Pump Installation Contractor License Renewals and Well Records Submitted Online**



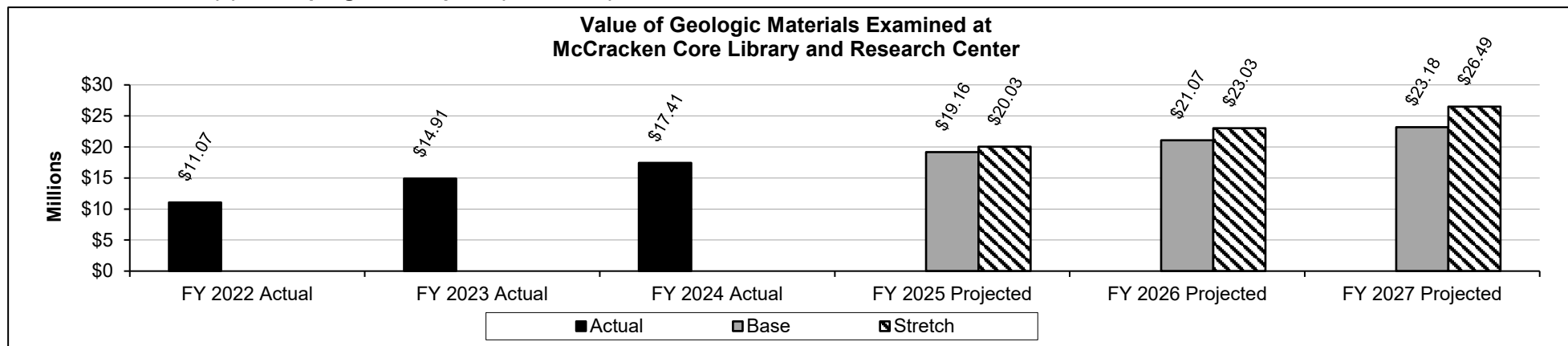
Base Goals are the Projected amounts.

The Well Installation Section protects valuable groundwater resources by implementing the Water Well Drillers' Act (Section 256.600-256.640, RSMo). Each year team members process and review approximately 10,000 forms with data on well construction and plugging. Well installation contractors have the ability to enter records online through the Well Information Management System (WIMS 2.0). WIMS 2.0, a new IT application for well installation contractors, was deployed in late FY 2022. As well contractors and team members learn the new system, the department anticipates an increase in online submittal of well records and license submittals in future years saving time and resources for internal and external customers. The Well Installation Section continues to work proactively with contractors and the Office of Administration's ITSD team to make improvements to the system to continuously improve the customer experience.

**PROGRAM DESCRIPTION**

<b>Department of Natural Resources</b>	<b>AB Section(s): 6.290, 6.300, 6.305, 6.310, 6.315</b>
<b>Missouri Geological Survey</b>	
<b>Program is found in the following core budget(s): Missouri Geological Survey</b>	

2c. Provide a measure(s) of the program's impact. (continued)



This performance measure is based on: the amount of core and cuttings accessed by customers; the depth of drilling required to obtain the samples; and the current estimate of the average cost per foot of drilling. In FY 2024, 32,368 feet of core stored at this facility was examined by our customers. The majority of interest at this time is in core that encompasses Precambrian or “basement” bedrock. Assuming a cost of \$60 per foot to drill, the value of this core is equivalent to approximately \$1,942,080. When drill cuttings are also considered, the value of these materials to our customers in FY 2024 is over \$2.5M. A newly established hand sample archive contains samples from multiple sites now inaccessible, including closed mines. The archive includes samples collected by MGS staff as far back as the 1800s, and is continually being added to.

Of the total feet of geologic materials accessed, more than 8,400 linear feet was used by an exploration company for potential cobalt exploration in Missouri. Cobalt is recognized as a mineral critical to the United States. Data were also collected from multiple hand samples in the collection housed at McCracken. The cost savings for the company were more than \$504,000. A separate company evaluated more than 1,500 linear feet of core to evaluate potash potential in Missouri Precambrian-age rocks. Cost savings to this company were more than \$93,500.

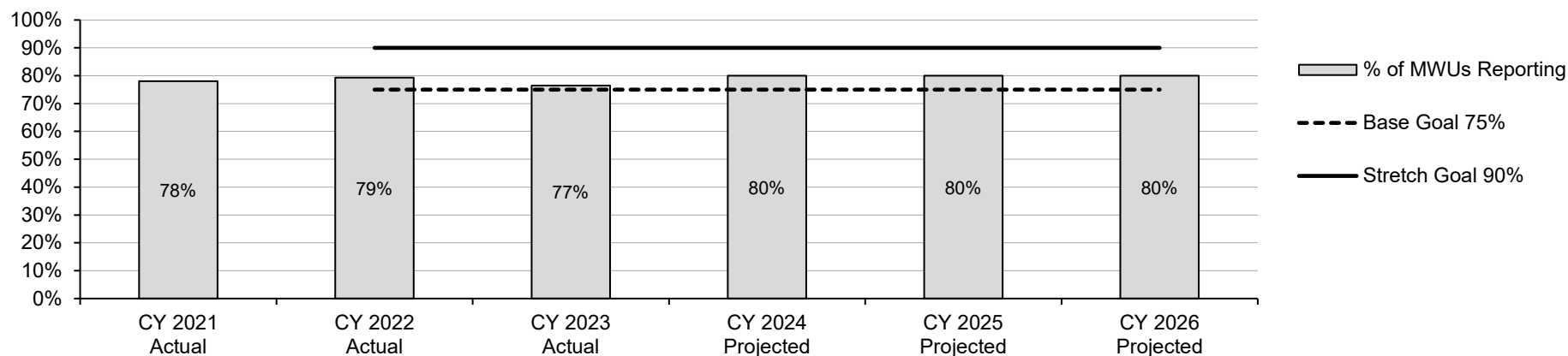
Base Goal: FY 2024 Actual with annual 10% increases.  
 Stretch Goal: FY 2024 Actual with annual 15% increases.

**PROGRAM DESCRIPTION**

<b>Department of Natural Resources</b>	<b>AB Section(s): 6.290, 6.300, 6.305, 6.310, 6.315</b>
<b>Missouri Geological Survey</b>	
<b>Program is found in the following core budget(s): Missouri Geological Survey</b>	

2d. Provide a measure(s) of the program's efficiency.

**Percentage of Projected Major Water Users Reporting**



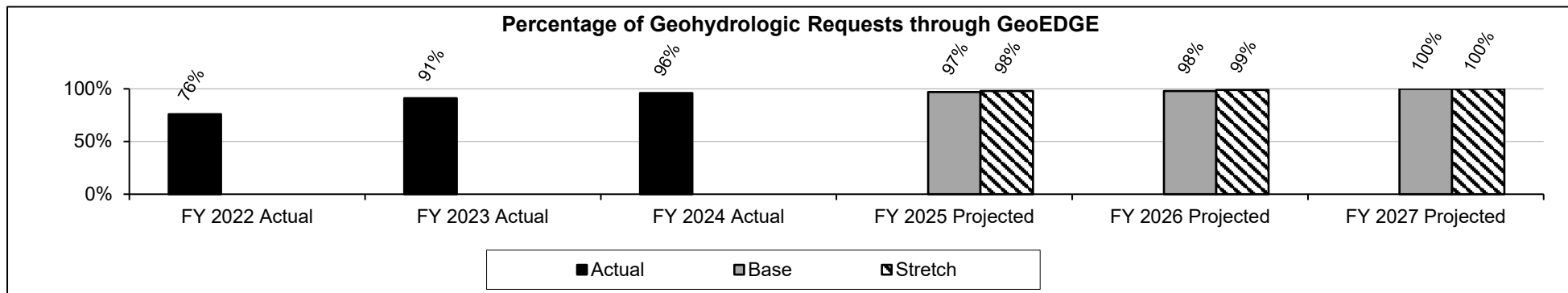
Any water user withdrawing 100,000 gallons or more per day from any water source (stream, river, lake, well, spring, or other water source) is considered a major water user in Missouri. All major water users are required by law to register and report water use annually. Reporting water use facilitates the study and understanding of water use trends and patterns over time. Neighboring states that utilize a water rights framework have more data regarding their water use. It is important that Missouri have sufficient data to defend the needs of its users and the use of our water.



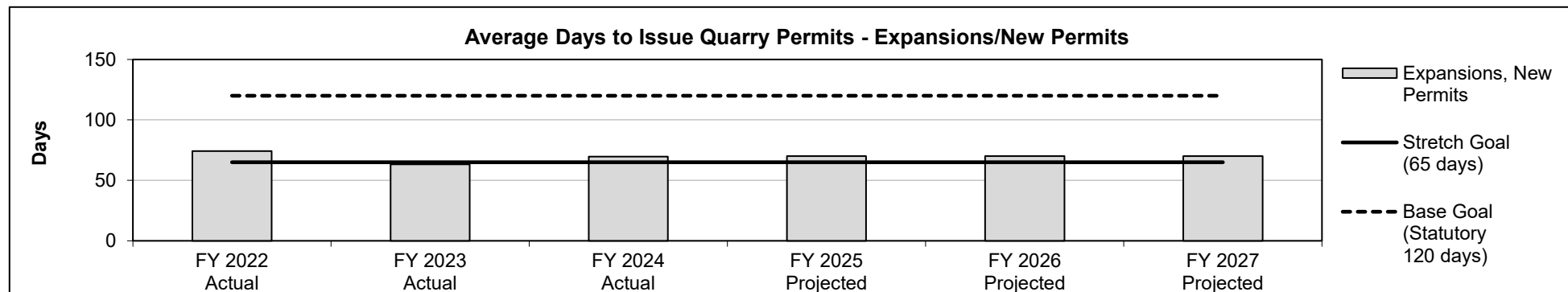
**PROGRAM DESCRIPTION**

<b>Department of Natural Resources</b>	<b>AB Section(s): 6.290, 6.300, 6.305, 6.310, 6.315</b>
<b>Missouri Geological Survey</b>	
<b>Program is found in the following core budget(s): Missouri Geological Survey</b>	

2d. Provide a measure(s) of the program's efficiency. (continued)



The Geologic Evaluation Data Gateway Exchange (GeoEDGE) provides a convenient, paperless option for customers to submit requests for geohydrologic evaluations for liquid waste treatment, solid waste disposal, mining areas, and residential housing developments. These evaluations provide the requestor, property owner, and the permit writers with site-specific information needed to design and install appropriate waste treatment or monitoring systems. The GeoEDGE web application reduces time and money the requestor or developer spends on completing and submitting paper forms. It also reduces team member's time entering requests and mailing out reports. Customers are now able to instantly track their requests and receive expedited results through an email.

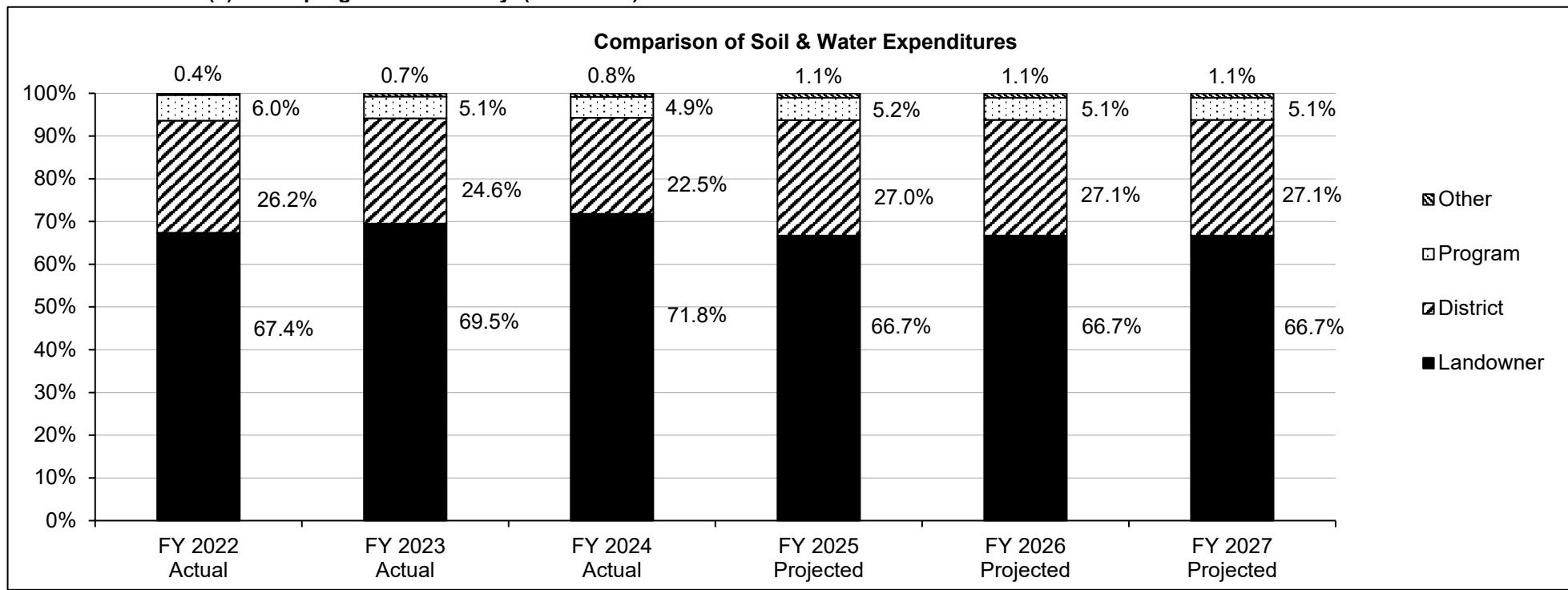


The Land Reclamation Program's goal is to issue Industrial Mineral permits within 120 days from receipt of an application. The Land Reclamation Program issued 346 industrial minerals permits in FY 2024 covering approximately 733 mining sites.

**PROGRAM DESCRIPTION**

<b>Department of Natural Resources</b>	<b>AB Section(s): 6.290, 6.300, 6.305, 6.310, 6.315</b>
<b>Missouri Geological Survey</b>	
<b>Program is found in the following core budget(s): Missouri Geological Survey</b>	

2d. Provide a measure(s) of the program's efficiency. (continued)

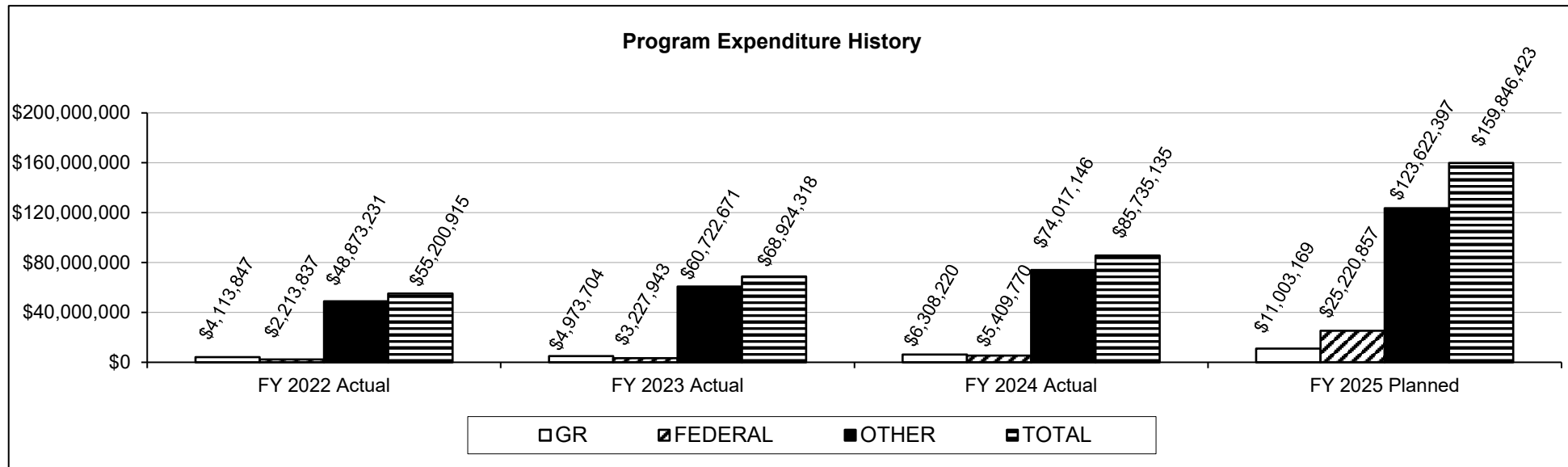


This chart represents full costs of the Soil and Water Sales Tax Fund (pass-through payments, personal services, fringe benefits, operating expenses, and other costs). Program expenditures from soil and water sales tax revenue are monitored to ensure the fund purpose of implementing conservation practices to preserve the productive power of Missouri agricultural land will continue to comprise the principal part of expenditures.

**PROGRAM DESCRIPTION**

**Department of Natural Resources** **AB Section(s): 6.290, 6.300, 6.305, 6.310, 6.315**  
**Missouri Geological Survey**  
**Program is found in the following core budget(s): Missouri Geological Survey**

**3. Provide actual expenditures for the prior three fiscal years and planned expenditures for the current fiscal year. (Note: Amounts do not include fringe benefit costs.)**



Financial data includes operating and pass-through appropriations. FY 2025 Planned is shown at full appropriation. In March 2022, the Soil and Water Conservation Program (SWCP) within the Division of Environmental Quality (DEQ) was reallocated to the Missouri Geological Survey. These changes are reflected in the FY 2024 budget.

**4. What are the sources of the "Other" funds?**

DNR Revolving Services Fund (1425); Cost Allocation Fund (1500); Oil and Gas Resources Fund (1543); Coal Combustion Residuals Subaccount (1551); Natural Resources Protection Fund - Damages Subaccount (1555); Natural Resources Protection Fund-Water Pollution Permit Fees (1568); Solid Waste Management Fund (1570); Metallic Minerals Waste Management Fund (1575); Soil and Water Sales Tax Fund (1614); Groundwater Protection Fund (1660); Hazardous Waste Fund (1676); Oil and Gas Remedial Fund (1699); Geologic Resources Fund (1801); Multipurpose Water Resource Program Fund (1815); Mined Land Reclamation Fund (1906)

**PROGRAM DESCRIPTION**

<b>Department of Natural Resources</b>	<b>AB Section(s): 6.290, 6.300, 6.305, 6.310, 6.315</b>
<b>Missouri Geological Survey</b>	
<b>Program is found in the following core budget(s): Missouri Geological Survey</b>	
<b>5. What is the authorization for this program, i.e., federal or state statute, etc.? (Include the federal program number, if applicable.)</b>	
RSMo 256.050	Geologic Assistance, Geologic Information and Maps
RSMo 256.112	Mine Map Repository
RSMo 256.170-256.173	Geologic Hazard Assessment
RSMo 319.200	Ground Shaking Notification
RSMo 256.090	Minerals, Rocks and Fossils
RSMo 578.200-578.225	Cave Resources Act
RSMo 256.010-256.080	Provides technical and administrative oversight of all direct program statutory mandates
RSMo 259	Oil and Gas Act
RSMo 256.700-256.710	Geologic Resource Fund and related duties
RSMo 260.205	Solid Waste Management
RSMo 256.600-256.640	The Water Well Drillers' Act
RSMo 256.700 and 444.760-444.790	Industrial Minerals
RSMo 236.400-236.500	Dam, Mills and Electric Power
RSMo 256.060	Survey of water resources of state
RSMo 256.200	Commission to collect and coordinate water data
RSMo 256.400-256.430	Water Usage Law, users to file registration
RSMo 256.435-256.445	Multipurpose Water Resource Act
RSMo 640.400-640.430	Negotiation of interstate compacts, surface and groundwater monitoring, state water resources plan and annual report and special water protection areas
RSMo Chapter 257	Water Conservancy Districts
RSMo 444.350 through 444.380	Metallic Minerals
RSMo 444.500 through 444.755	Strip Mining
RSMo 444.760 through 444.790	Land Reclamation Act
RSMo 444.800 through 444.980 and 30 CFR Part 700.01 through 955.17	Coal, Bond Forfeiture and Abandoned Mine Lands
Missouri Constitution, Article IV, Section 47a	Sales and Use Tax Levied for Soil and Water Conservation
RSMo 278.080	State's Soil and Water Districts Commission
Bipartisan Infrastructure Law (BIL):	
Title VI Sec. 40601	Revive Economic Growth and Reclaim Orphaned Wells (REGROW)
Division D, Title X Sec. 41003 (a)	National Geological & Geophysical Data Preservation Program (NGGDPP)
Division D, Title II, Sec. 40201	Earth Mapping Resources Initiative (Earth MRI) for Critical Mineral Resources
Title VII Section 40701 through 40703	Abandoned Mine Land Reclamation
Division J, Title I	Dam Safety Assistance to States

**PROGRAM DESCRIPTION**

<b>Department of Natural Resources</b>	<b>AB Section(s): 6.290, 6.300, 6.305, 6.310, 6.315</b>
<b>Missouri Geological Survey</b>	
<b>Program is found in the following core budget(s): Missouri Geological Survey</b>	
<b>6. Are there federal matching requirements? If yes, please explain.</b>	
<ul style="list-style-type: none"> <li>State Geologic Mapping Program</li> <li>Underground Injection Control (UIC)</li> <li>Geodata Preservation</li> <li>National Dam Safety Assistance Award</li> <li>Drinking Water State Revolving Fund Capitalization Grant</li> <li>Coal Administration and Enforcement Grant</li> <li>Abandoned Mine Land Grant</li> <li>National Groundwater Monitoring Network</li> <li>Missouri Earth Mapping Resources Initiative (Earth MRI)</li> <li>Western St. Francois Earth MRI</li> <li>Geology Mapping Initiative FY24-26</li> <li>Earth MRI GeoMapping</li> <li>SWCP Staffing Contribution MOU</li> <li>BIL Orphaned Wells Phase I</li> </ul>	<ul style="list-style-type: none"> <li>50% Federal (USGS)</li> <li>75% Federal (EPA)</li> <li>50% Federal (USGS)</li> <li>100% Federal (FEMA)</li> <li>20% State/Local (EPA)</li> <li>50% Federal (OSM)</li> <li>100% Federal (OSM)</li> <li>63% Federal (USGS)</li> <li>100% Federal (USGS)</li> <li>100% Federal (USGS)</li> <li>100% Federal (USGS)</li> <li>100% Federal (USGS)</li> <li>50% Federal (USDA/NRCS)</li> <li>100% Federal (Interior Dept)</li> </ul>
<b>7. Is this a federally mandated program? If yes, please explain.</b>	
<p>The Missouri Geological Survey provides the technical geologic expertise for the state's federally-delegated environmental programs. In addition, the EPA has delegated authority to the department to ensure compliance with the requirements of the Safe Drinking Water Act as it relates to underground injection control.</p> <p>The state has primacy as approved by the U.S. Department of Interior, Office of Surface Mining to maintain and enforce coal mine regulations, abandoned mine land reclamation, coal bond forfeiture reclamation, and other associated programs.</p>	

## PROGRAM DESCRIPTION

Department of Natural Resources

AB Section(s): 6.320, 6.325

Missouri Geological Survey

Program is found in the following core budget(s): Clarence Cannon Dam Transfer and Payment

**1a. What strategic priority does this program address?**

- Securing a reliable source of drinking water for Missourians.

**1b. What does this program do?**

- The U.S. Army Corps of Engineers and the State of Missouri entered into a contract in 1988 obligating the state to repay a portion of the 20,000 acre-feet of water supply storage in Mark Twain Lake project to the Corps of Engineers. The contract has limited the interest on principal for this water supply storage to 3.22%.
- The FY 2026 budget will pay the FFY 2024 water supply storage interest and operations and maintenance expenses. Any remaining financial resources will be used to purchase storage, which will pay down principal and lower subsequent interest payments in future invoices.
- The Clarence Cannon Wholesale Water Commission markets and develops water from the Mark Twain Lake.

**2a. Provide an activity measure(s) for the program.**

The water supply contract between the U.S. Army Corps of Engineers, the State of Missouri, and the Clarence Cannon Wholesale Water Commission (CCWWC) is executed in compliance with appropriate Federal and State statutes.

The Clarence Cannon Wholesale Water Commission (CCWWC) serves an estimated 72,799 citizens: 70,594 buy directly from CCWWC and another 2,205 buy from secondary water supply systems that purchase from CCWWC.

**2b. Provide a measure(s) of the program's quality.**

Not available

**2c. Provide a measure(s) of the program's impact.**

Not available

**2d. Provide a measure(s) of the program's efficiency.**

Not available

**PROGRAM DESCRIPTION**

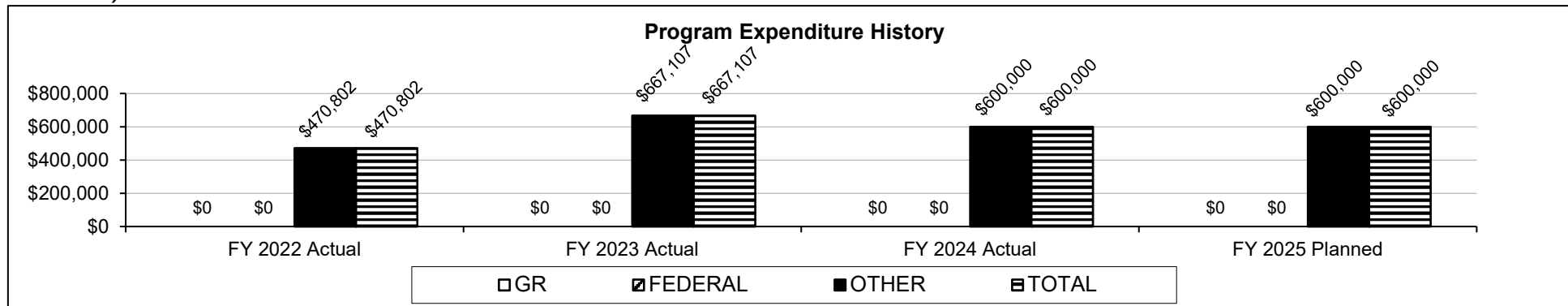
**Department of Natural Resources**

**AB Section(s): 6.320, 6.325**

**Missouri Geological Survey**

**Program is found in the following core budget(s): Clarence Cannon Dam Transfer and Payment**

**3. Provide actual expenditures for the prior three fiscal years and planned expenditures for the current fiscal year. (Note: Amounts do not include fringe benefit costs.)**



FY 2025 Planned is shown at full appropriation.

**4. What are the sources of the "Other " funds?**

Water Development Fund (1174)

Cash is transferred from General Revenue to the Water Development Fund for payment to the Corps of Engineers.

**5. What is the authorization for this program, i.e., federal or state statute, etc.? (Include the federal program number, if applicable.)**

Water Supply Act of 1958 (1958 WSA; P.L. 85-500; 72 Stat. 319; 43 U.S.C. 390b)

Section 256.290, RSMo

Missouri Water Development Fund

Sections 393.700-770, RSMo

Clarence Cannon Wholesale Water Commission

**6. Are there federal matching requirements? If yes, please explain.**

No

**7. Is this a federally mandated program? If yes, please explain.**

The state has entered into a contract with U.S. Army Corps of Engineers to secure future water supply.

**PROGRAM DESCRIPTION**

**Department of Natural Resources**

**AB Section(s): 6.330, 6.340**

**Division of Energy**

**Program is found in the following core budget(s): Energy**

**1a. What strategic priority does this program address?**

The Division of Energy helps Missouri citizens thrive by managing natural resources to promote a healthy environment and economy by:

- Promoting environmental responsibility and resource stewardship.
- Enhancing services, information, and communication to improve customer experience.
- Modernizing community infrastructure, strengthening workforce, and supporting economic development.
- Improving internal processes to better serve our customers.
- Planning for current and future energy needs and engaging stakeholders in the process.

**1b. What does this program do?**

- The Division of Energy educates Missourians about cost-effective and efficient uses of energy resources, assists in finding funding for energy improvements, and provides opportunities to Missourians to advance the efficient use of energy resources to drive economic growth, provide for a healthy environment, and achieve a better Missouri for future generations.
- The division offers a revolving loan program primarily to public K-12 schools, public universities and colleges, public and not-for-profit hospitals, and local governments to implement energy efficiency projects and renewable energy generation systems that lower utility bills while enhancing workplace or educational environmental quality and comfort, improving productivity, and encouraging job growth.
- The division implements funding across the state from the Infrastructure Investment and Jobs Act/Bipartisan Infrastructure Law and the Inflation Reduction Act. Activities supported through these federal funds include grid resilience improvements, cost-saving energy rebates for households, energy education and workforce development, community energy projects, and financing energy efficiency measures.
- The division implements the federal Low-Income Weatherization Assistance Program, which provides funding and training to eighteen sub recipient agencies to weatherize residences of income-eligible Missourians. Weatherization measures increase energy efficiency and improve client safety and comfort while reducing their utility burden.
- Key Division activities also include:
  - Engaging with energy providers and stakeholders to determine Missouri's future energy needs;
  - Researching and sharing information on grant and other funding opportunities for energy-related projects;
  - Participating in emergency response and recovery activities to prepare for energy emergencies and ease energy supply disruptions;
  - Appearing in energy-related regulatory cases to promote energy supply affordability, reliability, and diversity as well as in-state resource development; and,
  - Certifying renewable energy resources, energy-efficient homes, and energy efficiency auditors.



**PROGRAM DESCRIPTION**

**Department of Natural Resources**

**AB Section(s): 6.330, 6.340**

**Division of Energy**

**Program is found in the following core budget(s): Energy**

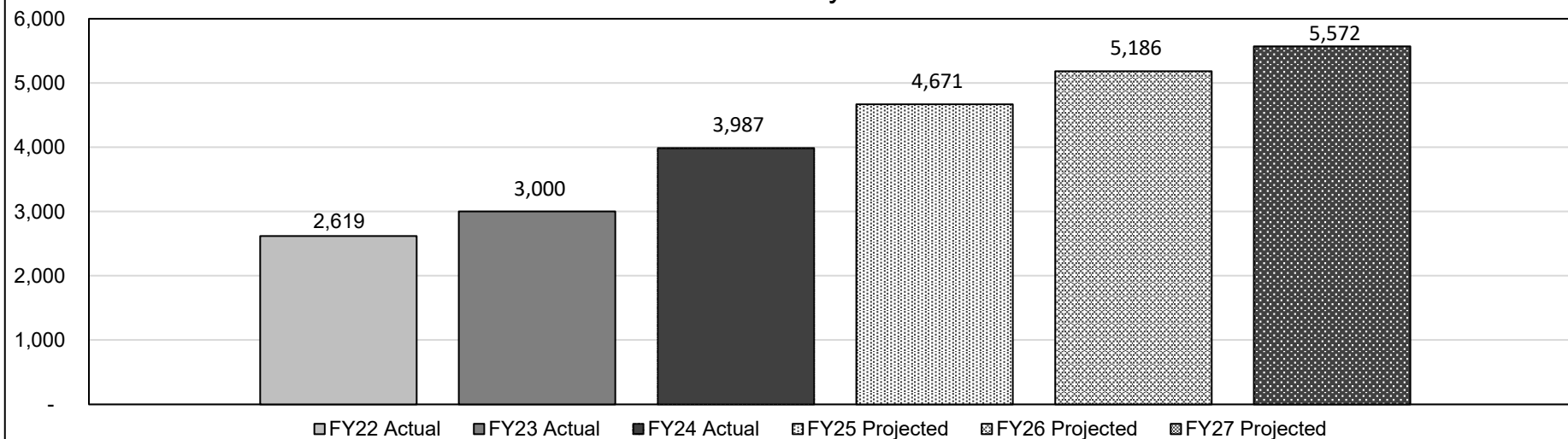
**1b. What does this program do? (continued)**

The following table shows financial data for the budget units included in this form.

	<b>FY 2022 Actual</b>	<b>FY 2023 Actual</b>	<b>FY 2024 Actual</b>	<b>FY 2025 Current</b>	<b>FY 2026 Request</b>
Energy Operations (430042B)	1,890,789	1,827,978	2,020,290	3,989,185	3,928,406
Energy Efficiency PSDs (430045B)	25,582,434	26,898,084	27,861,415	123,086,808	112,702,366
Energy Efficiency Services Encumbrance	n/a - encumbrance authority must lapse			18,000,000	18,000,000
<b>Total</b>	<b>27,473,223</b>	<b>28,726,062</b>	<b>29,881,705</b>	<b>145,075,993</b>	<b>134,630,772</b>

**2a. Provide an activity measure(s) for the program.**

**Individuals Served by Weatherization**



Weatherization delivers direct energy efficiency and weatherization assistance to individuals in low income households. Missouri homes are made safer, healthier and more energy efficiency.

**PROGRAM DESCRIPTION**

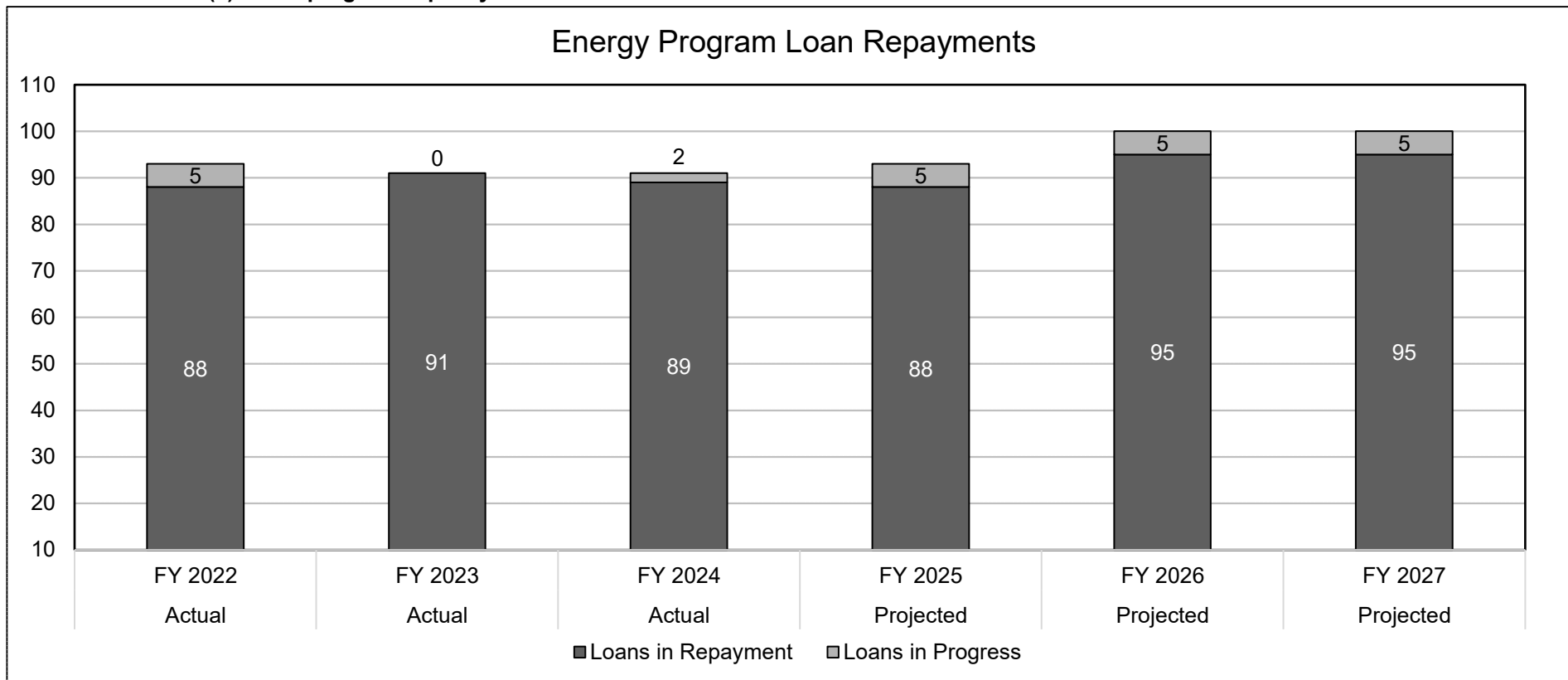
**Department of Natural Resources**

**AB Section(s): 6.330, 6.340**

**Division of Energy**

**Program is found in the following core budget(s): Energy**

**2b. Provide a measure(s) of the program's quality.**



Loans in Repayment are typically of ten years duration or less.

Loans in Progress can span over multiple fiscal years before completion and start of repayment, and can be withdrawn by the borrower at any time prior to payment of loan proceeds.

**PROGRAM DESCRIPTION**

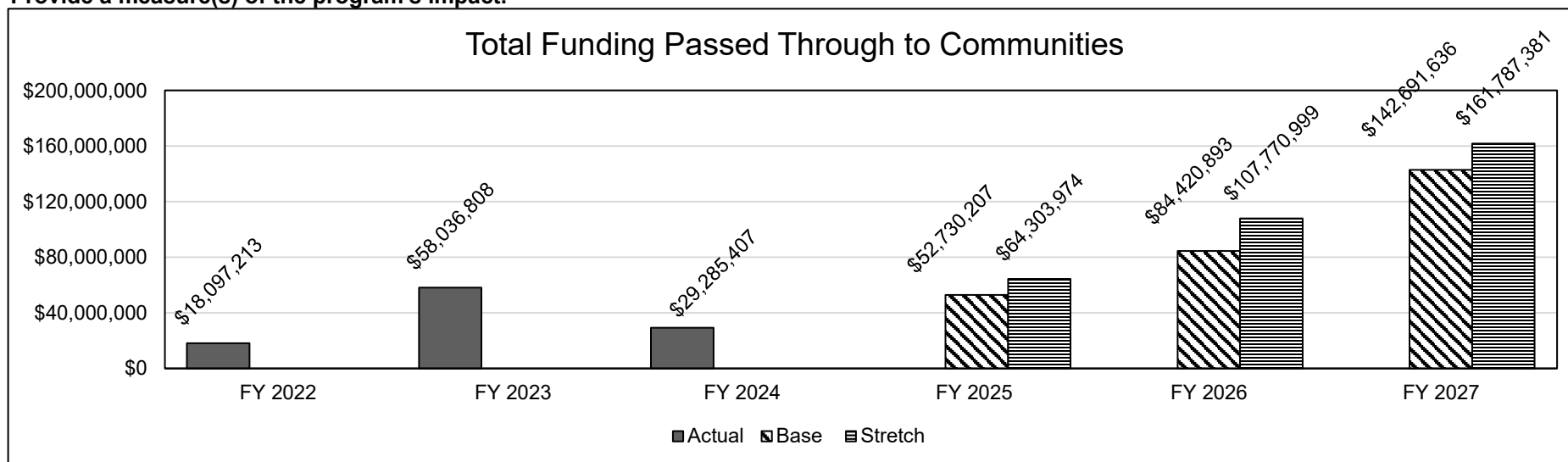
**Department of Natural Resources**

**AB Section(s): 6.330, 6.340**

**Division of Energy**

**Program is found in the following core budget(s): Energy**

**2c. Provide a measure(s) of the program's impact.**



Funding passed through to communities comes from Energy Loans, Low-Income Weatherization, and Federal Grants.

**Energy Loans:**

Primary client base includes public K-12 schools, public colleges and universities, state and local governments, and public or not-for-profit hospitals.

**Low-Income Weatherization:**

Clients include income-eligible homeowners, renters, and landlords.

Low-Income Weatherization Funds Distributed includes both federal Low-Income Home Energy Assistance Program (LIHEAP) and federal Low-Income Weatherization Assistance Program (LIWAP) funding.

**Federal Grants:**

Clients include homeowners, utilities, municipalities, and other public entities.

Grants include funding from the Bipartisan Infrastructure Law and the Inflation Reduction Act.

**PROGRAM DESCRIPTION**

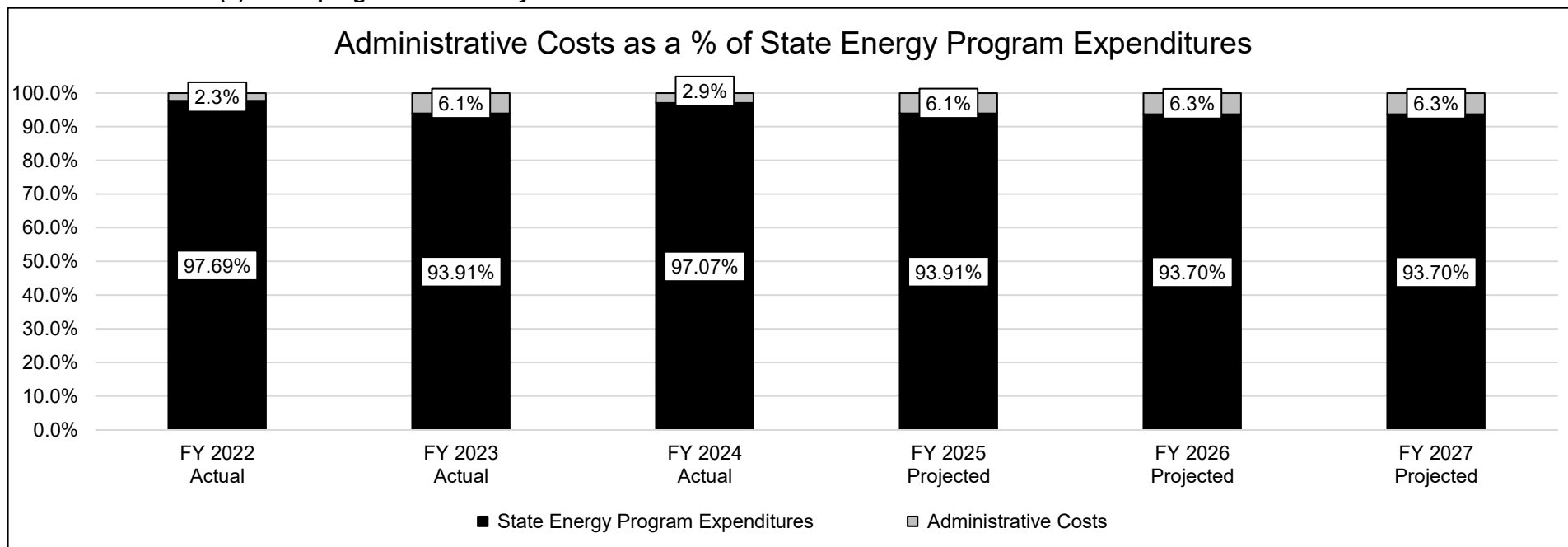
**Department of Natural Resources**

**AB Section(s): 6.330, 6.340**

**Division of Energy**

**Program is found in the following core budget(s): Energy**

**2d. Provide a measure(s) of the program's efficiency.**



The Division of Energy's fiscal staff provide administrative services to support programmatic activities of the State Energy Program. Services include, but are not limited to: grant applications, reporting and expenditure tracking; accounts payable and receivable processing; budgeting; and procurement.

**PROGRAM DESCRIPTION**

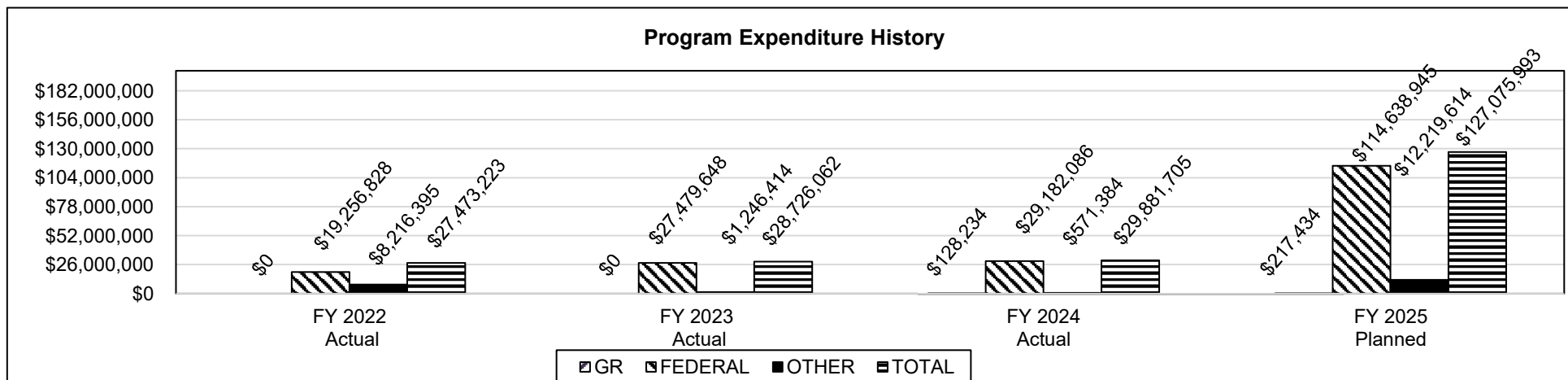
Department of Natural Resources

AB Section(s): 6.330, 6.340

Division of Energy

Program is found in the following core budget(s): Energy

3. Provide actual expenditures for the prior three fiscal years and planned expenditures for the current fiscal year. (Note: Amounts do not include fringe benefit costs.)



Financial data includes operating and pass-through appropriations. Pass-through appropriations have been provided to allow for encumbrance and payment of our commitments, which often span multiple fiscal years causing high unexpended balances. Not included in the data above is appropriation authority of \$18,000,000 in FY 2025 for encumbrance purposes only, which must lapse. Otherwise, FY 2025 Planned is shown at full appropriation.

**PROGRAM DESCRIPTION**

**Department of Natural Resources**

**AB Section(s): 6.330, 6.340**

**Division of Energy**

**Program is found in the following core budget(s): Energy**

**4. What are the sources of the "Other " funds?**

Utilicare Stabilization Fund (1134); Cost Allocation Fund (1500); Energy Set-Aside Fund (1667); Energy Futures Fund (1935)

**5. What is the authorization for this program, i.e., federal or state statute, etc.? (Include the federal program number, if applicable.)**

Federal regulations for the State Energy Program	10 CFR 420
Federal regulations for the Low-Income Weatherization Assistance Program	10 CFR 440
RSMo 640.665	Energy Set-Aside Program Fund
RSMo 640.160	Energy Futures Fund
RSMo 640.651-640.686	Energy Conservation Loan Program
RSMo 620.035	General Energy statutes

**6. Are there federal matching requirements? If yes, please explain.**

State Energy Program (SEP)	0% State/Local (Match waived by DOE in FY 2023 and FY 2024)
State Heating Oil and Propane Program (SHOPP)	50% State/Local

**7. Is this a federally mandated program? If yes, please explain.**

The National Energy Policy and Conservation Act sets forth requirements for state energy offices; the Division of Energy is recognized by the federal government as Missouri's official state energy office.

**PROGRAM DESCRIPTION**

**Department of Natural Resources**

**Division of Energy**

**AB Section(s) 6.345**

**Program is found in the following core budget(s): Appropriated Tax Credits**

**1a. What strategic priority does this program address?**

This credit is an incentive to produce processed wood products in a qualified wood-producing facility using Missouri forest product residue and to implement safe and efficient environmental controls.

- The bioenergy products produced will be used as an energy source.
- Residues not disposed of or burned reduce impact on landfills as well as water and air pollution.

**1b. What does this program do?**

- The purpose of this appropriation is to allow for redemptions of the Appropriated Tax Credits and to reimburse the Department of Revenue's (DOR) General Revenue Tax Refund Appropriation.
- The Division of Energy is responsible for processing applications and the DOR is responsible for processing and tracking redemptions.
- The Wood Energy Tax Credit allows individuals or businesses processing Missouri forestry industry residues into fuels a state income tax credit of \$5.00 per ton of processed material (e.g., wood pellets). To be considered an eligible fuel, forestry industry residues must have undergone some thermal, chemical or mechanical processing sufficient to alter residues into a fuel product.

**2a. Provide an activity measure(s) for the program.**

<b>Wood Energy</b>	FY 2022		FY 2023		FY 2024		FY 2025	FY 2026	FY 2027
	Projected	Actual	Projected	Actual	Projected	Actual	Projected	Projected	Projected
Applicants	0	0	0	5	6	7	6	7	7
Amount Issued	\$0	\$0	\$3,000,000	\$3,000,000	\$2,289,295	\$2,358,276	\$3,000,000	\$3,000,000	\$3,000,000
Amount Redeemed	\$555,362	\$557,144	\$3,516,356	\$1,656,582	\$3,000,000	\$1,982,009	\$3,000,000	\$3,000,000	\$3,000,000

The tax credit sunset June 30, 2020. The passage of HB 3 (2022) during the First Extraordinary Session of the 101st General Assembly extended the sunset to June 30, 2028.

**PROGRAM DESCRIPTION**

**Department of Natural Resources**

**Division of Energy**

**AB Section(s) 6.345**

**Program is found in the following core budget(s): Appropriated Tax Credits**

**2b. Provide a measure(s) of the program's quality.**

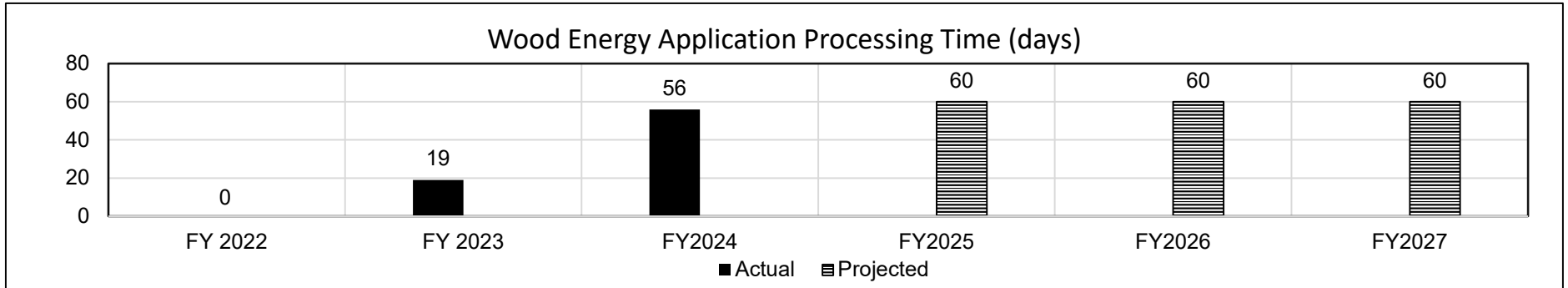
N/A. This program has a small number of applicants. Feedback has been gathered through an informal process as applications are received and processed as a means to better deliver the program.

**2c. Provide a measure(s) of the program's impact.**

Wood Energy	FY 2022		FY 2023		FY 2024		FY 2025	FY 2026	FY 2027
	Projected	Actual	Projected	Actual	Projected	Actual	Projected	Projected	Projected
Residue Used (tons)	-	-	740,000	606,269	451,092	472,590	740,000	650,000	650,000

Residue Used is the number of tons of waste used by companies who have applied for the tax credit (based on amount issued) to produce and sell a qualifying product. The passage of HB 3 (2022) during the First Extraordinary Session of the 101st General Assembly extended the sunset to June 30, 2028.

**2d. Provide a measure(s) of the program's efficiency.**



Processing time is average time to review and approve applications. It starts when the required documentation has been received to process the application and ends when the application has been approved to receive a tax credit.



**PROGRAM DESCRIPTION**

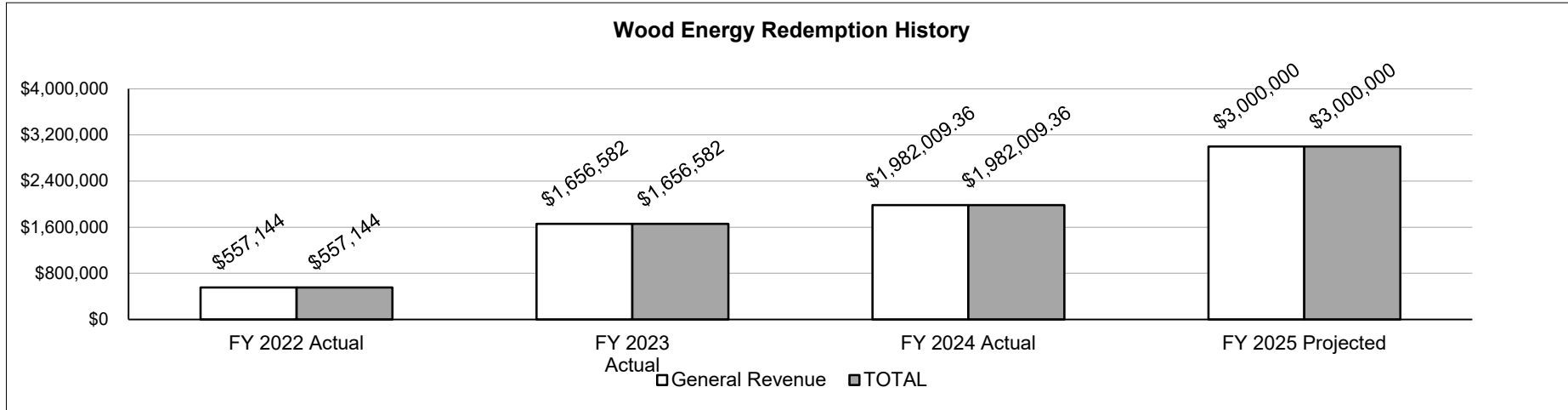
**Department of Natural Resources**

**Division of Energy**

**AB Section(s) 6.345**

**Program is found in the following core budget(s): Appropriated Tax Credits**

**3. Provide actual expenditures for the prior three fiscal years and planned expenditures for the current fiscal year. (Note: Amounts do not include fringe benefit costs.)**



The Wood Energy Tax Credit was first appropriated in the FY 2016 budget. Amounts above reflect redemptions issued prior to and including those since the tax credit was appropriated. FY 2025 Planned is shown at full appropriation.

**4. What are the sources of the "Other " funds?**

N/A

**5. What is the authorization for this program, i.e., federal or state statute, etc.? (Include the federal program number, if applicable.)**

Section 135.305 RSMo Wood Energy Tax Credit

**6. Are there federal matching requirements? If yes, please explain.**

No

**7. Is this a federally mandated program? If yes, please explain.**

No

## PROGRAM DESCRIPTION

Department of Natural Resources

AB Section(s): 6.350

Missouri State Parks

Program is found in the following core budget(s): Missouri State Parks

### 1a. What strategic priority does this program address?

The Missouri State Parks system preserves and interprets the state's most outstanding natural and cultural resources and provides family friendly outdoor recreational opportunities.

### 1b. What does this program do?

- Recreation Management and Law Enforcement: Operate and/or maintain 93 State Parks and Historic Sites statewide with a wide variety of amenities such as camping, lodging, park stores, boat rentals, trail system, and other visitor services. State Park Rangers provide law enforcement services and protect park visitors, their property, and cultural and natural resources.
- Maintenance, Repair, and Construction: Evaluate, design, and construct projects and major repairs to parks' facilities such as buildings, roads, bridges, trails, visitor centers, campgrounds, shower houses, historic properties, and water/wastewater systems.
- Natural Resource Management: Preserve and manage native ecosystems and species, manage invasive species and conduct prescribed burns, secure research agreements, and maintain natural resource collections and databases.
- Cultural Resource Management: Identify and preserve historic buildings and landscapes, archaeological sites, artifacts, and other cultural resources.
- Resource Interpretation Management: Develop and review exhibits and interpretive panels; implement facility-specific interpretative plans; and develop and present interpretive programs and other educational material to help the public understand and appreciate the natural and cultural resources of Missouri.
- Grants Management: Provide outdoor recreation grants to local communities from federal, state, or other sources. Identify grants for state park facilities, operations, and programs.
- Program-Specific Funding: Includes authority for the Bruce R. Watkins Cultural Heritage Center, Levy District Payments, Payment in Lieu of Taxes (PILT), Gifts to State Parks, State Parks Resale, Concession Default, State Park Grants, and Outdoor Recreation Grants. This authority is needed to honor contractual agreements as well as statutorily and constitutionally mandated obligations, and provides authority to spend donations/awarded grants, conduct resale operations in state parks and historic sites, administer federal pass-through grants, and for continuation of public services in the event of contracted concessionaire default.

**PROGRAM DESCRIPTION**

<b>Department of Natural Resources</b>	<b>AB Section(s): 6.350</b>
<b>Missouri State Parks</b>	
<b>Program is found in the following core budget(s): Missouri State Parks</b>	

**1b. What does this program do? (continued)**

The following table shows financial data for the appropriations included in this form.					
	<b>FY 2022</b>	<b>FY 2023</b>	<b>FY 2024</b>	<b>FY 2025</b>	<b>FY 2026</b>
	<b>Actual</b>	<b>Actual</b>	<b>Actual</b>	<b>Current</b>	<b>Request</b>
Missouri State Parks Operations (430048B)	37,151,959	40,437,077	44,090,951	47,510,862	47,160,862
Bruce R. Watkins (430077B)	100,000	100,000	100,000	100,000	100,000
Bruce R. Watkins Strategic Plan & Programming (430077B)	1,427	150,000	150,000	150,000	150,000
Levy District Payments (430077B)	n/a - included in Ops above (FY21-24)			15,000	15,000
Payment in Lieu of Taxes (430077B)	629	0	825	20,000	20,000
Gifts to State Parks (430077B)	64,573	78,099	114,661	750,000	750,000
Parks Resale (430077B)	863,709	835,131	902,179	1,000,000	1,000,000
Concession Default (430077B)	28,983	0	100,268	278,696	278,696
State Park Grants (430077B)	275,320	253,140	236,418	900,000	900,000
Outdoor Recreation Grants (430077B)	3,229,753	2,539,686	5,397,171	7,800,000	7,800,000
Outdoor Recreation Grants Encumbrance (430077B)	n/a-encumbrance authority must lapse			27,400,000	27,400,000
Total	41,716,353	44,393,133	51,092,471	85,924,558	85,574,558
Total excluding Encumbrances	41,716,353	44,393,133	51,092,471	58,524,558	58,174,558

The FY 2025 and FY 2026 budgets include appropriation authority of \$27,400,000 to be used for encumbrance purposes only related to Outdoor Recreation Grants.

**PROGRAM DESCRIPTION**

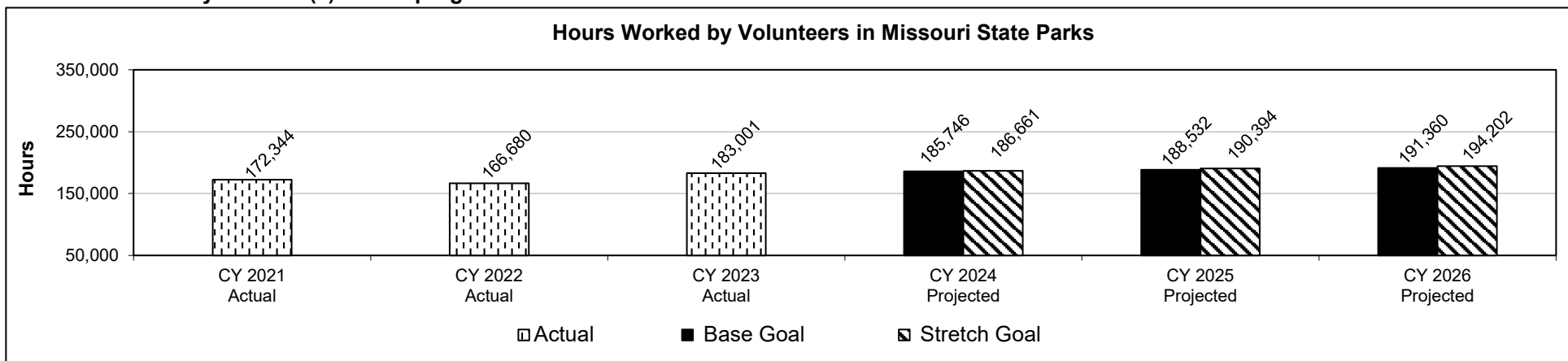
**Department of Natural Resources**

**AB Section(s): 6.350**

**Missouri State Parks**

**Program is found in the following core budget(s): Missouri State Parks**

**2a. Provide an activity measure(s) for the program.**



Each year thousands of Missourians choose to volunteer allowing State Park staff to focus time and resources toward mission-critical functions. The Volunteer in Parks Program utilizes volunteers in a variety of capacities, such as resource stewardship, trail maintenance, customer service, campground operations, general ground and building maintenance, interpretive and recreational programming, office and visitor center reception, and more.

Base Goal is the highest actual with 1.5% annual increase.

Stretch Goal is the highest actual with 2% annual increase.

Total Number of Volunteers	
2021	1,698
2022	1,709
2023	1,621

**PROGRAM DESCRIPTION**

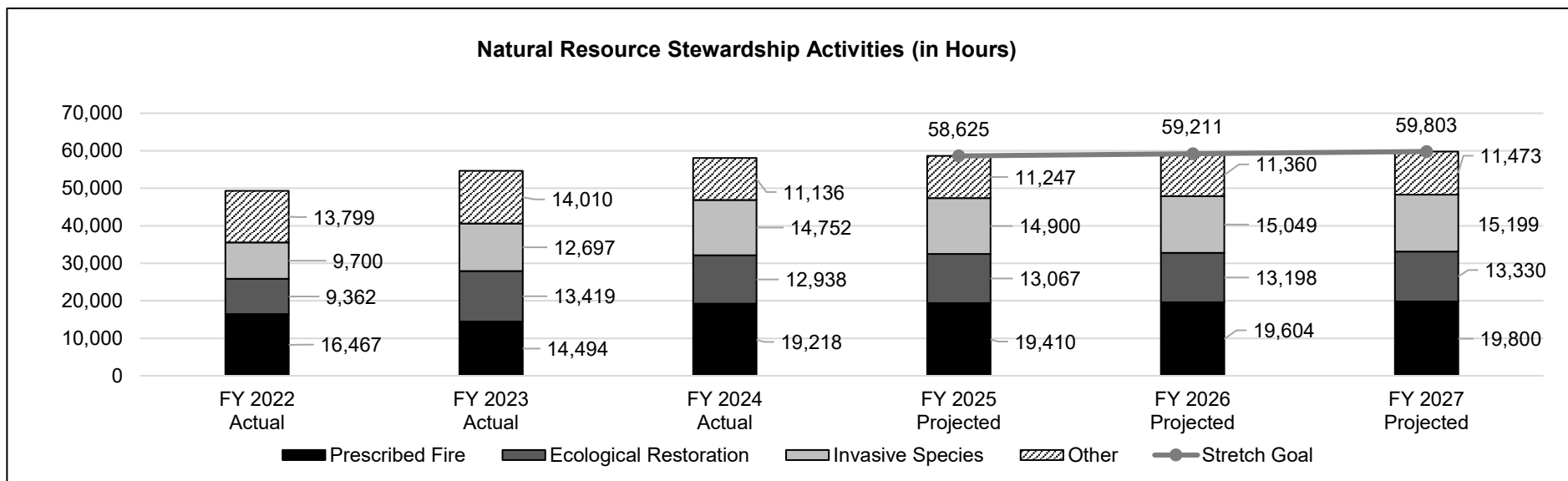
Department of Natural Resources

AB Section(s): 6.350

Missouri State Parks

Program is found in the following core budget(s): Missouri State Parks

2a. Provide an activity measure(s) for the program. (continued)



A Stewardship Tracking system tracks hours worked doing natural resource stewardship activities. These hours are reported for employees, volunteers, AmeriCorps, contractors, and others and within nine categories: prescribed fire, fire line preparation, invasive species, ecological restoration, biological inventory and monitoring, stewardship training (provide and receive), feral hog control, deer management, and other.

Base Goal is the previous year actual plus 1% annual increase.  
 Stretch Goal is the previous year actual plus 2% annual increase.

**PROGRAM DESCRIPTION**

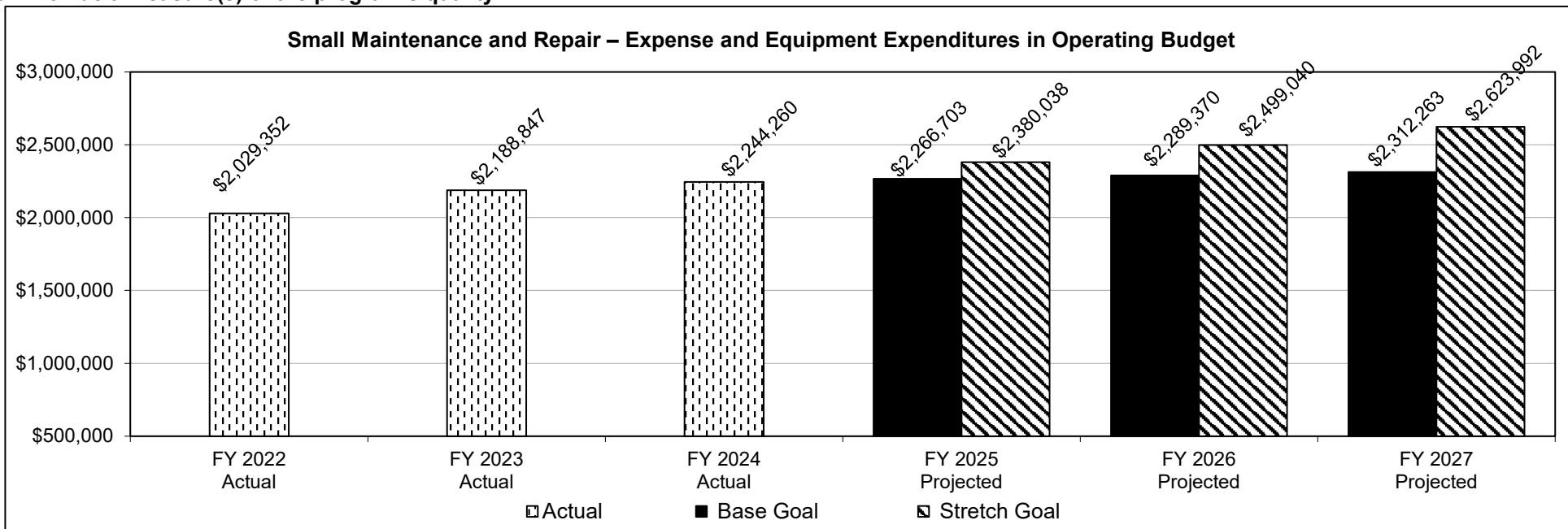
**Department of Natural Resources**

**AB Section(s): 6.350**

**Missouri State Parks**

**Program is found in the following core budget(s): Missouri State Parks**

**2b. Provide a measure(s) of the program's quality.**



This chart reflects spending on small projects such as patching roofs, interior and exterior painting, repair of heating and air conditioning units, and repairing lighting and water leaks. MSP continues to focus on small maintenance and repair projects. This spending, combined with the Capital Improvements budget, reflects the focus to maintain our existing parks and historic sites.

Base Goal is the highest actual from prior 3 years plus a 1% annual increase.

Stretch Goal is the base goal plus a 5% annual increase.

**PROGRAM DESCRIPTION**

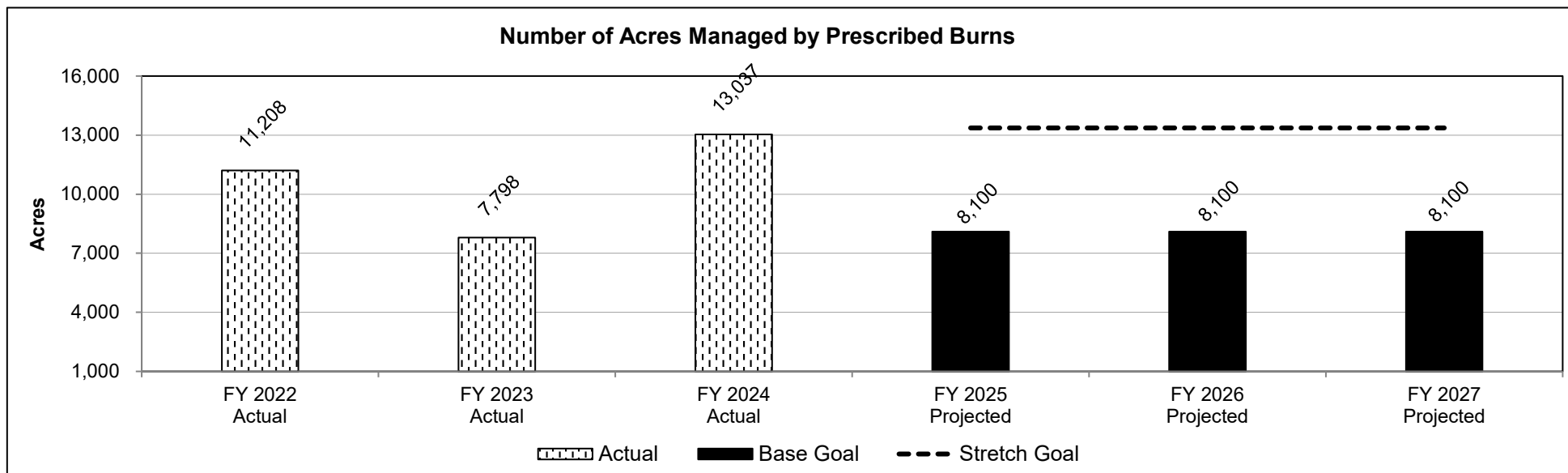
Department of Natural Resources

AB Section(s): 6.350

Missouri State Parks

Program is found in the following core budget(s): Missouri State Parks

2b. Provide a measure(s) of the program's quality (continued).



Prescribed fire is used to restore natural communities, preserve natural areas, manage native plants and wildlife, improve pollinator habitat, suppress invasive plants, and reduce wildfire potential. The prescribed burn management goal is to burn each unit on a 3-5 year cycle, ideally every three years. The fire season runs from October through March each year. Percentage of designated acreage burned are as follows: FY 2022 is 28%, FY 2023 is 19%, and FY 2024 is 19%.

Base Goal is 20% of the 40,500 acres currently designated for fire management.  
Stretch Goal is 33% of the 40,500 acres currently designated for fire management.

Total Number of State Parks Improved	
FY 2022	33
FY 2023	27
FY 2024	37

The number of acres managed annually is heavily dependent on weather conditions, such as ground being too wet, too windy or too dry. Conditions during FY 2022 and FY 2024 provided more opportunities to complete prescribed burns.

**PROGRAM DESCRIPTION**

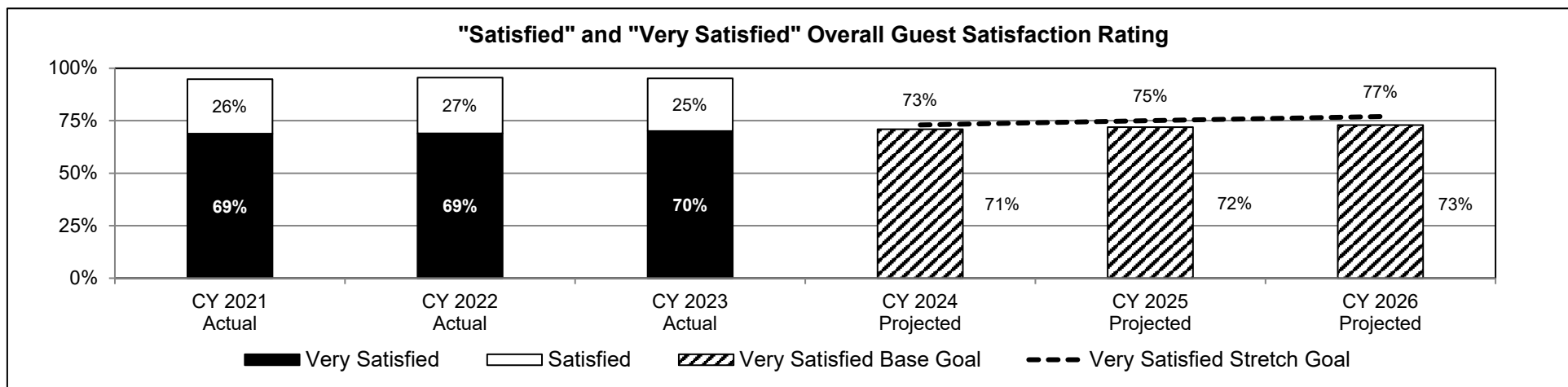
**Department of Natural Resources**

**AB Section(s): 6.350**

**Missouri State Parks**

**Program is found in the following core budget(s): Missouri State Parks**

**2b. Provide a measure(s) of the program's quality (continued).**



Data based on "Satisfied" and "Very Satisfied" overall satisfaction ratings on Guest Comment Cards and online Guest Experience Responses submitted to us from Missouri State Park guests.

Overall total satisfaction rating was 95% for CY 2021, 96% for CY 2022, and 95% for CY 2023.

Base Goal is the average of actuals plus 1% increase and 1% thereafter.  
Stretch Goal is the average of actuals plus 3% increase and 2% thereafter.

Rating By Category				
Year	Very Dissatisfied	Dissatisfied	Satisfied	Very Satisfied
CY 2021	2%	3%	26%	69%
CY 2022	1%	3%	27%	69%
CY 2023	1%	3%	25%	70%

Total Number of Responses	
CY 2021	10,258
CY 2022	7,789
CY 2023	13,229



**PROGRAM DESCRIPTION**

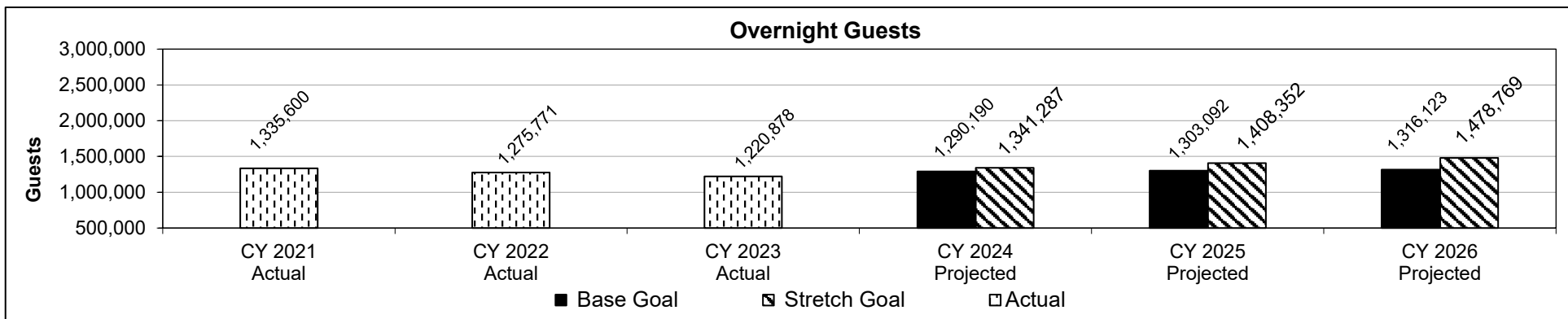
Department of Natural Resources

AB Section(s): 6.350

Missouri State Parks

Program is found in the following core budget(s): Missouri State Parks

2c. Provide a measure(s) of the program's impact.



Data includes camping, lodging, and group camps. CY 2021 experienced historically high camping and lodging usage. Calendar year 2022 saw a slight decline in overnight guests as anticipated. CY 2023 was down due to partial park closures for capital improvement projects.

Base Goal is the average of 3 year actuals plus a 1% annual increase.  
 Stretch Goal is the average of 3 year actuals plus a 5% annual increase.

**PROGRAM DESCRIPTION**

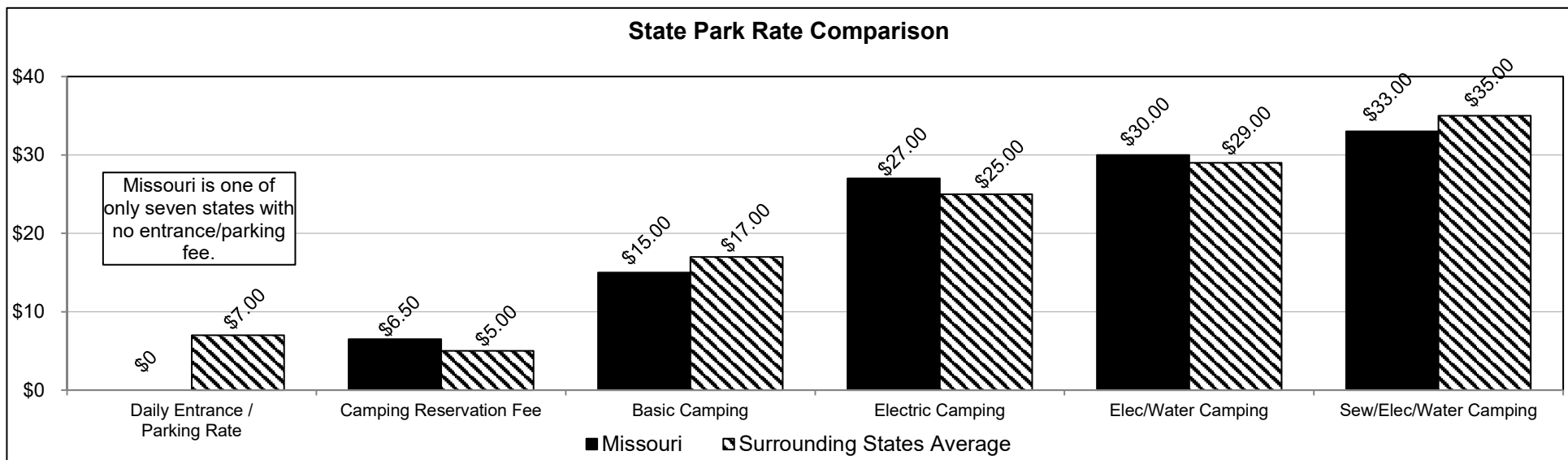
Department of Natural Resources

AB Section(s): 6.350

Missouri State Parks

Program is found in the following core budget(s): Missouri State Parks

2d. Provide a measure(s) of the program's efficiency.



Surrounding states average includes Arkansas, Illinois, Iowa, Kansas, Kentucky, Nebraska, Oklahoma, and Tennessee. Rate comparison data for the 2023 camping season. Missouri is one of only seven state park systems where visitors are not required to pay a parking or entrance fee.

For the first time since 2003, MSP lowered their reservation fee. Beginning in 2022, web reservations are now \$6.50 and call center reservations are \$8.00, down from \$8.50.

The cost of a two-night stay for an electric site at Missouri State Parks is \$60.50, which includes electric camping rate and web reservation fee.

The average cost of a two-night stay for an electric site in the surrounding states is \$62, which includes electric camping rate, entrance rate, and camping reservation fee.

**PROGRAM DESCRIPTION**

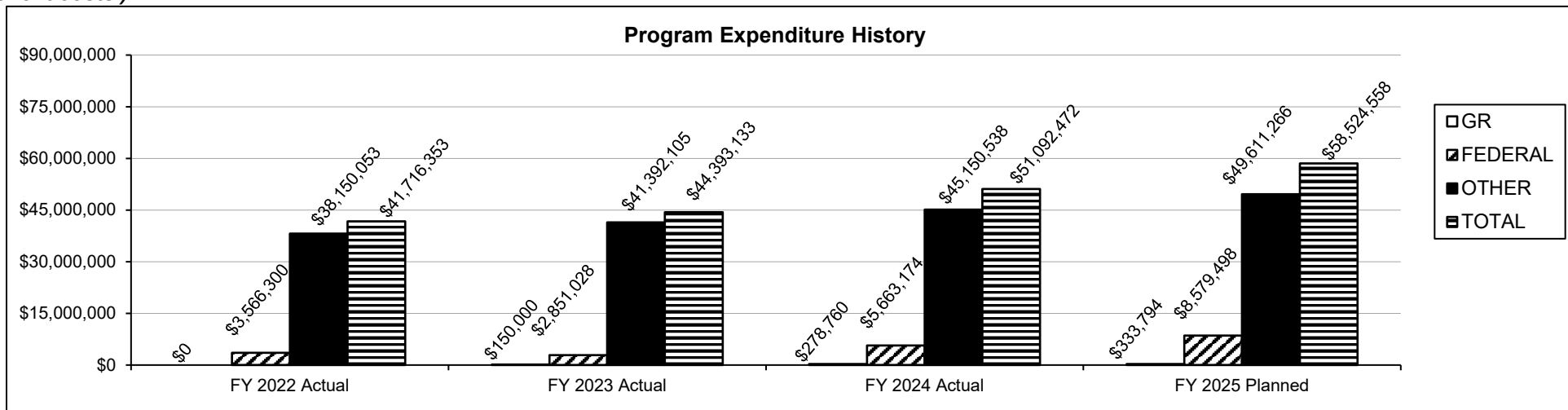
Department of Natural Resources

AB Section(s): 6.350

Missouri State Parks

Program is found in the following core budget(s): Missouri State Parks

3. Provide actual expenditures for the prior three fiscal years and planned expenditures for the current fiscal year. (Note: Amounts do not include fringe benefit costs.)



Financial data includes operating and pass-through appropriations. In many cases, pass-through appropriation has been provided to allow for encumbrance and payment of our commitments, which often span multiple fiscal years causing high unexpended balances. Not included in the data above is appropriation authority of \$27,400,000 for Outdoor Recreation Grants encumbrance purposes only which must lapse. FY 2025 Planned is shown at full appropriation.

**4. What are the sources of the "Other " funds?**

State Park Earnings Fund (1415); Cost Allocation Fund (1500); Parks Sales Tax Fund (1613); Meramec-Onondaga State Parks Fund (1698); Rock Island Trail State Park Endowment Fund (1908); and Babler State Park Fund (1911)

**PROGRAM DESCRIPTION**

<b>Department of Natural Resources</b>	<b>AB Section(s): <u>6.350</u></b>
<b>Missouri State Parks</b>	
<b>Program is found in the following core budget(s): Missouri State Parks</b>	
<b>5. What is the authorization for this program, i.e., federal or state statute, etc.? (Include the federal program number, if applicable.)</b>	
Chapter 253, RSMo Missouri Constitution, Article IV, Sections 47(a)(b)(c) Chapter 258, RSMo Section 6, Land and Water Conservation Fund Act of 1965, as amended (16 USC 4601-4 et seq.) FAST Act Section 1109(b)(7), amending 23 USC 133(h)	State Parks and Historic Preservation Sales and Use Tax Levied for State Parks Outdoor Recreation Land and Water Conservation Fund (LWCF) Recreational Trails Program (RTP)
<b>6. Are there federal matching requirements? If yes, please explain.</b>	
Land and Water Conservation Fund Grant	50% State/Local
Recreational Trails Program	20% State/Local
The division applies for various small grants throughout the fiscal year (matching requirements vary by grant). Current grants are as follows:	
Missouri Bird Conservation Initiative Grants	50% State
Solid Waste Management District Grant	100% State
Wildlife Diversity Grant	100% Federal
Urban Populations Outreach Program	50% Federal
<b>7. Is this a federally mandated program? If yes, please explain.</b>	
The department administers the Land and Water Conservation Fund (LWCF) on behalf of the National Park Service and the Recreational Trails Program (RTP) on behalf of the Federal Highway Administration.	

**PROGRAM DESCRIPTION**

<b>Department of Natural Resources</b>	<b>AB Section(s): <u>6.355</u></b>
<b>MSP - State Historic Preservation</b>	
<b>Program is found in the following core budget(s): State Historic Preservation</b>	

**1a. What strategic priority does this program address?**  
 The State Historic Preservation Office provides knowledge and resources to our citizens to build stronger and more resilient communities.

**1b. What does this program do?**  
 The State Historic Preservation Office provides historic preservation services to the citizens of Missouri and is responsible for establishing, implementing, and administering federal and state programs and statewide plans for historic preservation. The responsibilities of the State Historic Preservation Office include:

- Coordinating the National Register of Historic Places program for the state of Missouri, including the identification of eligible properties and processing of incoming nominations.
- Preparing and implementing a comprehensive statewide historic preservation plan, coordinating survey efforts of historic properties, and maintaining inventories of archaeological and architectural properties.
- Administering the federal assistance programs for historic preservation within the state, including administration of historic preservation fund grants.
- Cooperating with local governments in the development of local historic preservation programs.
- Consulting with federal and state agencies in accordance with the National Historic Preservation Act (NHPA) on federal undertakings that may affect historic properties.
- Providing advice and assistance in the evaluation of proposals for rehabilitation projects that may qualify for state or federal assistance (such as preservation tax incentives).
- Assuming responsibility for unmarked human burials or human skeletal remains and ensuring proper disposition in compliance with state and federal requirements.
- Providing public information, education and training, and technical assistance relating to the federal and state historic preservation programs.

The following table shows financial data for the budget units included in this form.

	FY 2022	FY 2023	FY 2024	FY 2025	FY 2026
	Actual	Actual	Actual	Current	Request
State Historic Preservation Office (430050B)	672,788	833,146	870,498	1,004,489	1,004,489
Historic Preservation Grants (430078B)	132,327	154,902	32,372	1,939,667	1,939,667
Total	805,115	988,048	902,870	2,944,156	2,944,156

**PROGRAM DESCRIPTION**

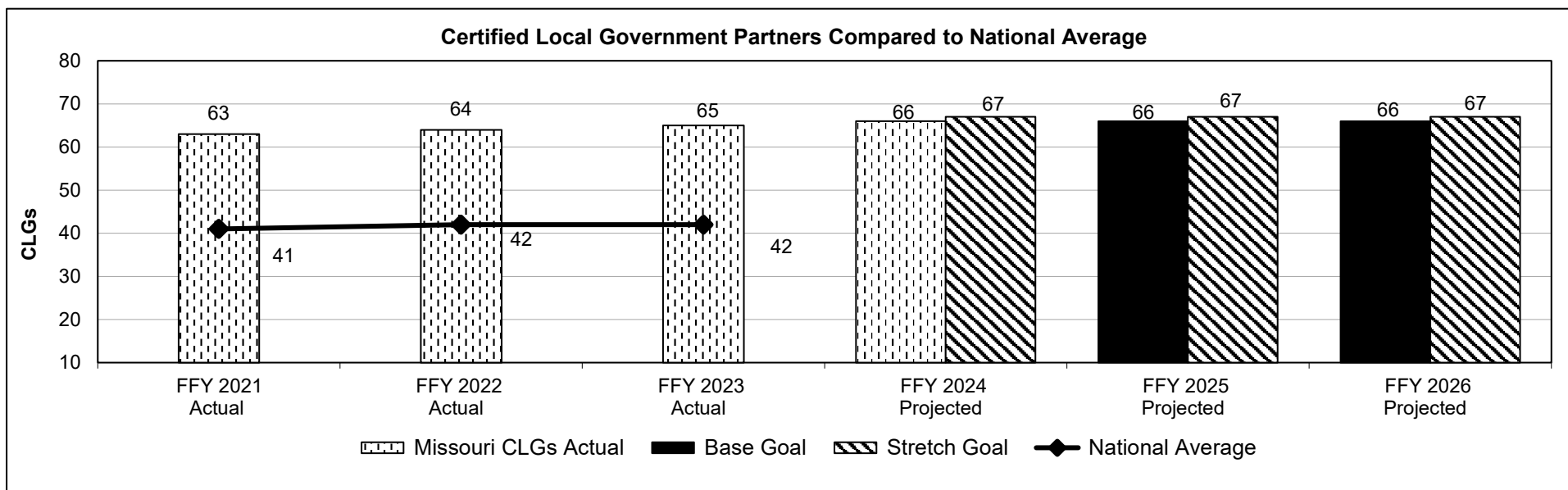
**Department of Natural Resources**

**AB Section(s): 6.355**

**MSP - State Historic Preservation**

**Program is found in the following core budget(s): State Historic Preservation**

**2a. Provide an activity measure(s) for the program.**



The Certified Local Government (CLG) program is the official preservation partnership connecting local, state, and federal governments. Communities in this network receive technical and financial assistance to save local historic places for future generations. Since the program’s creation in 1980, it has grown to include 2,073 CLGs with 65 in Missouri, ranking us 12th nationally for the most CLGs.

Base Goal is the highest actual from prior 3 years plus a slight annual increase.

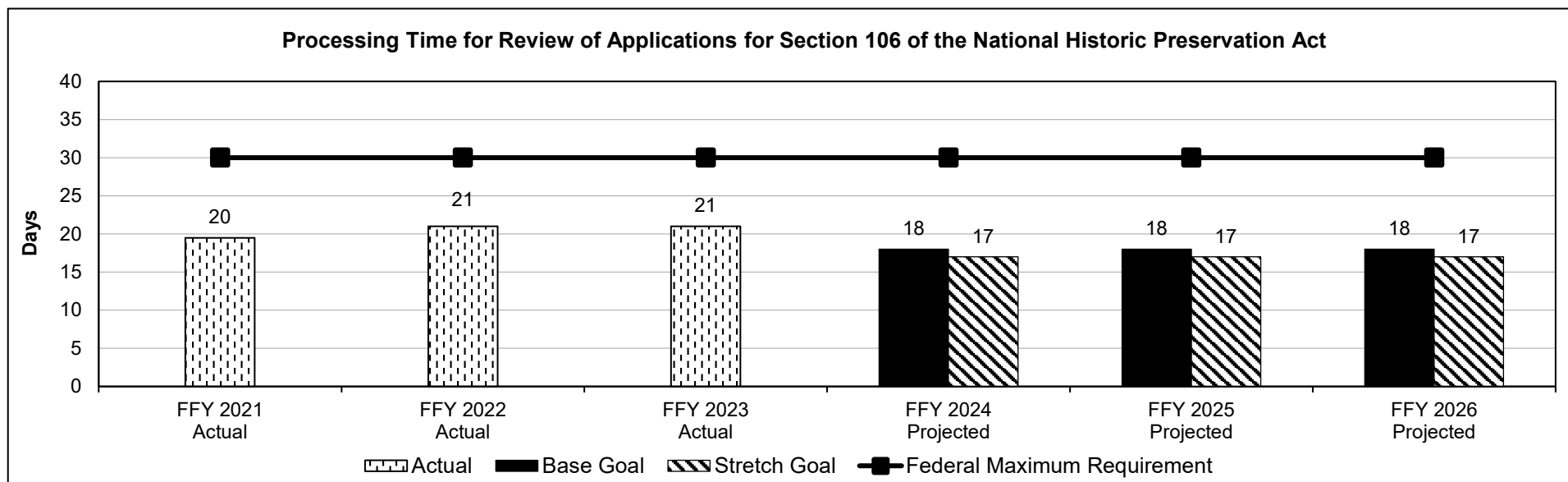
Stretch Goal is one additional over the base goal.

**PROGRAM DESCRIPTION**

Department of Natural Resources  
 MSP - State Historic Preservation  
 Program is found in the following core budget(s): State Historic Preservation

AB Section(s): 6.355

2b. Provide a measure(s) of the program's quality.



Under Section 106 of the National Historic Preservation Act, SHPO reviews federal agency undertakings when federal funding, licenses, permits or projects that take place on public land are involved, to determine if the project has the potential to affect historic properties. The department expects an increase of Section 106 reviews associated with the American Rescue Plan Act (ARPA), the Infrastructure Investment and Jobs Act, and any other stimulus funding; FFY 2024 to FFY 2026 average processing times may be impacted.

Base Goal: Review applications in 18 days or less.

Stretch Goal: Decrease the number of days it takes to review Section 106 applications to 17 days or less.

Number of Project Applications		
FFY	Received	Reviewed**
2021	2,952	3,251
2022	2,075	2,830
2023	2,410	2,359

\*\*Some projects may require multiple reviews throughout the application process. Processing time averages include each review separately.

**PROGRAM DESCRIPTION**

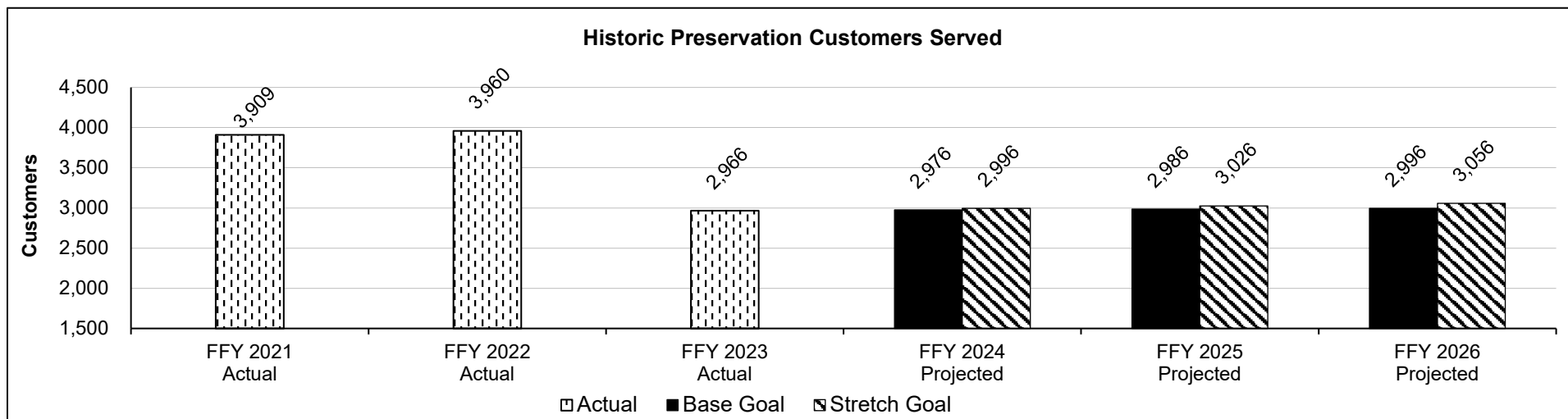
Department of Natural Resources

AB Section(s): 6.355

MSP - State Historic Preservation

Program is found in the following core budget(s): State Historic Preservation

2c. Provide a measure(s) of the program's impact.



SHPO helps customers with a variety of historic preservation needs including: applications, nominations, grants awarded, Certified Local Government evaluations, and outreach services. FFY 2023 shows a decline in customers served due to position vacancy impacting programs ability to fully engage in outreach initiatives.

Base Goal uses prior information collected and shows a slight annual increase.

Stretch Goal assumes a 1% annual increase over prior stretch goal.



**PROGRAM DESCRIPTION**

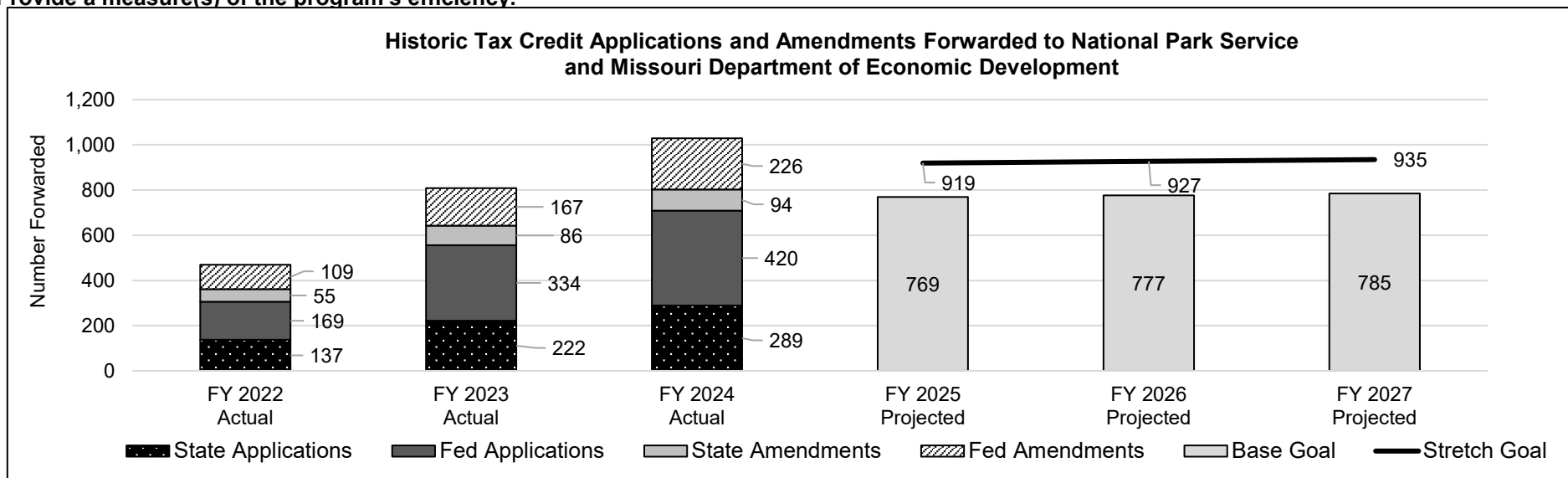
**Department of Natural Resources**

**AB Section(s): 6.355**

**MSP - State Historic Preservation**

**Program is found in the following core budget(s): State Historic Preservation**

**2d. Provide a measure(s) of the program's efficiency.**



The State Historic Preservation Office (SHPO) is responsible for assisting the National Park Service (NPS) and the Missouri Department of Economic Development in administering their historic tax credit programs by reviewing federal and state historic tax credit applications. SHPO's role is to determine whether the proposed and completed rehabilitation meets the Secretary of the U.S. Department of the Interior's rehabilitation standards. Processing time is a coordination between the SHPO, the applicant, and other agencies. Missouri is consistently ranked in the top 5 nationally for federal historic tax credit applications forwarded in an individual year.

FY 2024 is higher due to the National Park Service assisting with NPS historic tax credit application reviews. This resulted in tax credit application reviews being current.

Base Goal: Three year average of historic tax applications processed; increased 1% each year after.

Stretch Goal: Base goal plus 150 applications.

Total Number of Applications			
Fiscal Year	Received	Processed	Pending
2022	678	470	313
2023	764	809	251
2024	709	761	120
<b>Total</b>	<b>2,151</b>	<b>2,040</b>	<b>684</b>

**PROGRAM DESCRIPTION**

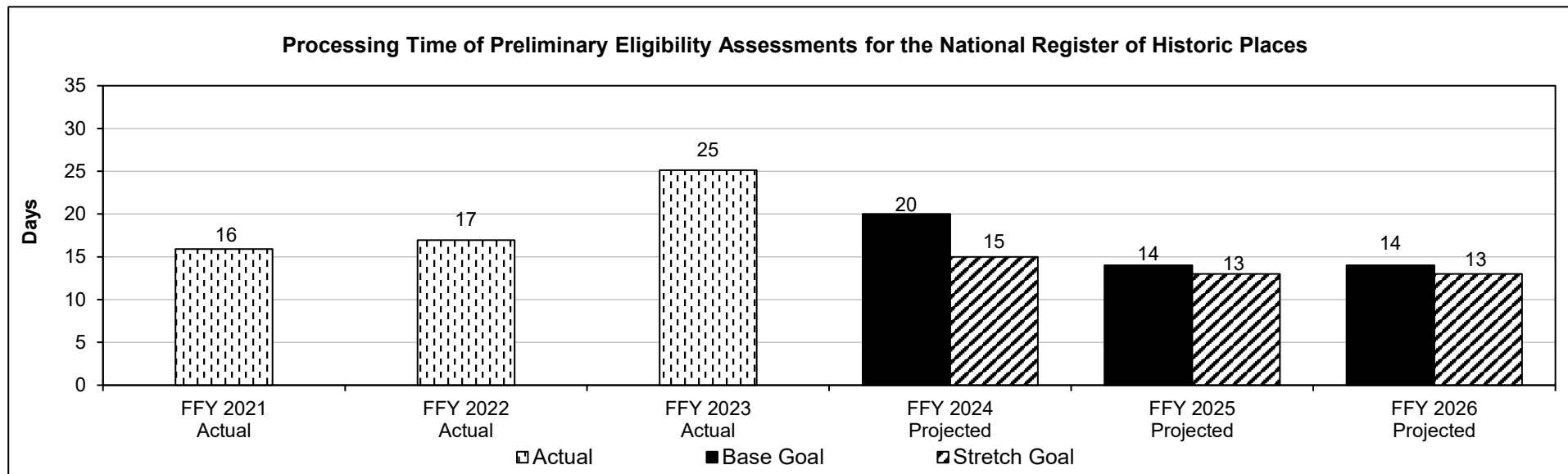
Department of Natural Resources

AB Section(s): 6.355

MSP - State Historic Preservation

Program is found in the following core budget(s): State Historic Preservation

2d. Provide a measure(s) of the program's efficiency. (continued)



Eligibility assessments are a preliminary step that provides staff the opportunity to assist customers early in the process of writing a National Register of Historic Places nomination, which makes the final review process more efficient. SHPO encourages members of the public to submit Eligibility Assessments as the first step in the National Register of Historic Places nomination process. Every assessment is reviewed within 30 days by SHPO staff.

FFY 2023 increase in eligibility assessments were due to two vacancies being filled and trained on review process, each being vetted by supervisor before final comments were submitted.

Base Goal: Review applications in 20 days or less.

Stretch Goal: Decrease the number of days it takes to review these assessments to 15 days or less.

**PROGRAM DESCRIPTION**

Department of Natural Resources

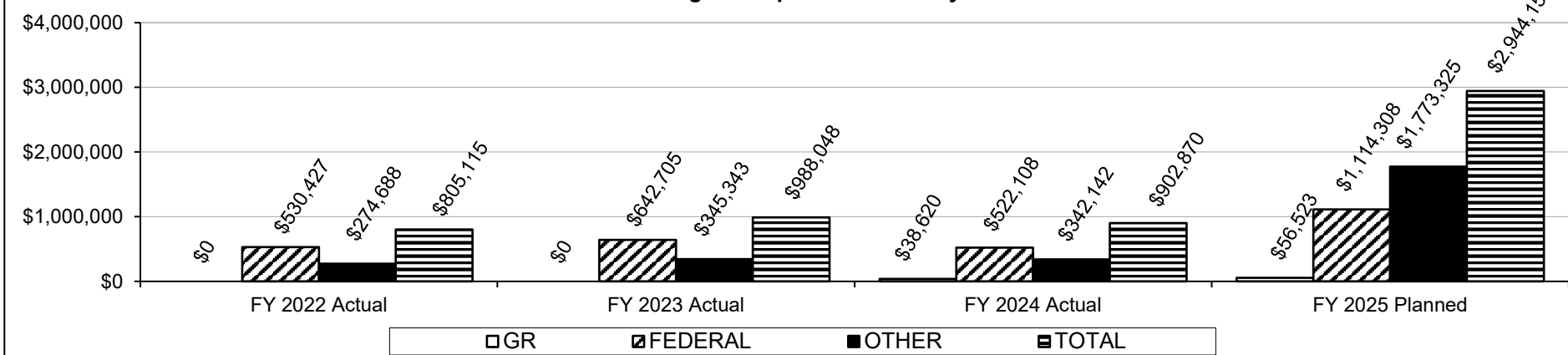
AB Section(s): 6.355

MSP - State Historic Preservation

Program is found in the following core budget(s): State Historic Preservation

3. Provide actual expenditures for the prior three fiscal years and planned expenditures for the current fiscal year. (Note: Amounts do not include fringe benefit costs.)

**Program Expenditure History**



Financial data includes operating and pass-through appropriations. Pass-through appropriations are set at a level to encumber and pay our commitments, which often span multiple fiscal years. FY 2025 Planned is shown at full appropriation.

**PROGRAM DESCRIPTION**

<b>Department of Natural Resources</b>	<b>AB Section(s): <u>6.355</u></b>
<b>MSP - State Historic Preservation</b>	
<b>Program is found in the following core budget(s): State Historic Preservation</b>	
<b>4. What are the sources of the "Other " funds?</b>	
Historic Preservation Revolving Fund (1430); Economic Development Advancement Fund (1783)	
<b>5. What is the authorization for this program, i.e., federal or state statute, etc.? (Include the federal program number, if applicable.)</b>	
Sections 194.400 - 194.410, RSMo	Unmarked Human Burial Sites
Chapter 253, RSMo	State Parks and Historic Preservation
Section 253.022, RSMo	Department to administer the National Historic Preservation Act
Sections 253.408 - 253.412, RSMo	State Historic Preservation Act
Sections 253.400 - 253.407, RSMo	Historic Preservation Revolving Fund Act
Section 253.415, RSMo	Local Historic Preservation Act
Section 253.420, RSMo	Historic Shipwrecks, Salvage or Excavation Regulations
Sections 253.545 - 253.559, RSMo	Historic Structures Rehabilitation Tax Credit
<b>6. Are there federal matching requirements? If yes, please explain.</b>	
Historic Preservation Fund Grant	40% State/Local
<b>7. Is this a federally mandated program? If yes, please explain.</b>	
SHPO administers the National Historic Preservation Act of 1966 which specifies requirements for state historic preservation offices.	

## PROGRAM DESCRIPTION

**Department of Natural Resources**

**AB Section(s): 6.365**

**AWO - Environmental Restoration**

**Program is found in the following core budget(s): Environmental Restoration**

### 1a. What strategic priority does this program address?

Environmental Restoration efforts help Missouri citizens thrive by managing natural resources to promote a healthy environment and economy by:

- Promoting environmental responsibility and resource stewardship.
- Enhancing services, information, and communication to improve customer experience.
- Supporting outdoor recreation and economic development.
- Modernizing community infrastructure, strengthening workforce, and supporting economic development.
- Improving internal processes to better serve our customers.

### 1b. What does this program do?

Violations of environmental laws can have a long-lasting effect on the state's natural resources and affect the quality of life of its citizens. Federal and state laws authorize the department to recover damages from parties who cause injuries to natural resources. Recovered funds are then available to help replace or restore injured resources, provide improvements to offset the damage, or provide background data to help measure or mitigate similar future actions that may injure the environment.

Team members work to determine the impacts of releases of pollutants and hazardous substances on the environment. Team members conduct natural resource damage (NRD) assessments at sites to determine the nature and extent of the impact of the release(s), seek monetary damages to compensate the public for injured or lost natural resources when appropriate, and implement on-the-ground restoration projects for injured natural resources in Missouri. Currently, there are ongoing restoration efforts in the Southeast, Southwest, and Kansas City areas of Missouri. These projects will continue for a number of years with recovered funds.

## PROGRAM DESCRIPTION

**Department of Natural Resources**

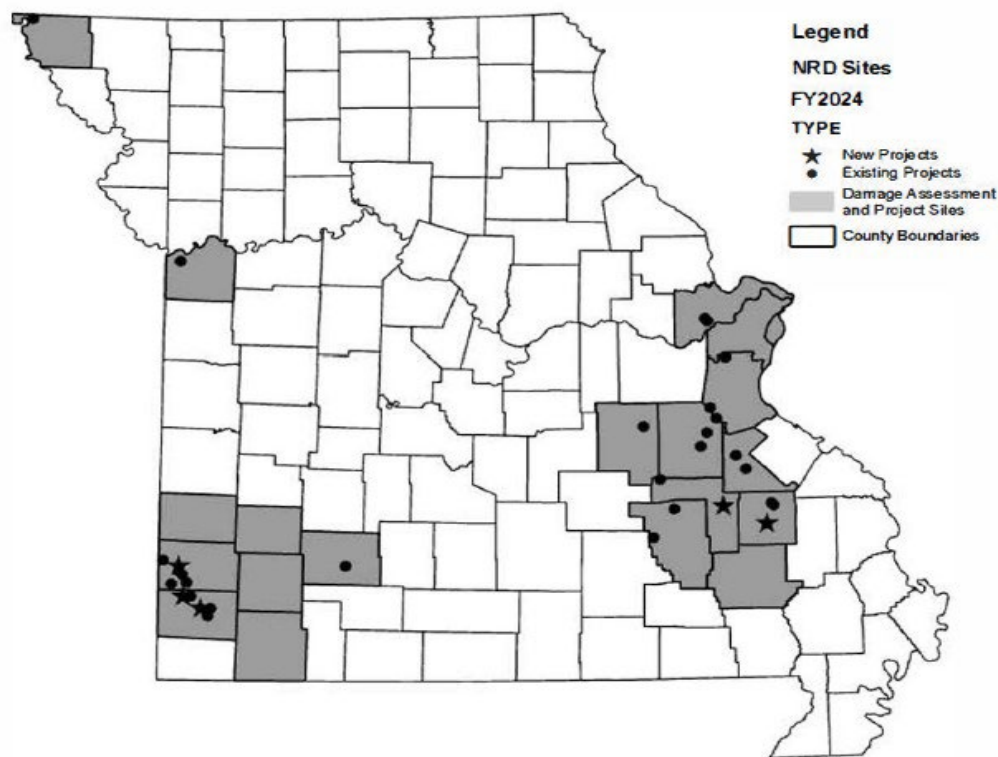
**AB Section(s): 6.365**

**AWO - Environmental Restoration**

**Program is found in the following core budget(s): Environmental Restoration**

**2a. Provide an activity measure(s) for the program.**

### 2024 Environmental Restoration Sites & Projects Administered by the Department



#### Natural Resources Restoration

Team members conduct natural resource damage site assessments and screenings to determine the need for restoration activities.

The department, along with its federal co-trustees, fund projects to restore and protect remediated mine lands, restore and stabilize stream banks, and fund local municipal restoration projects.

#### Southwest Missouri Projects

- ★ Projects Targeted for FY 2026
  - Upper Spring River Compensatory Restoration
  - Neosho Karst Protection Project

- Ongoing NRD Funded Restoration Projects Including:

- Webb City Remedial Lands Restoration
- Missouri Prairie Foundation
- WACO Restoration
- Shoal Creek
- Joplin Parks
- Neosho School Farm

#### Southeast Missouri Projects

- ★ Projects Targeted for FY 2026
  - Madison County Upland

- Ongoing NRD Funded Restoration

- Projects Including:
- Owl Creek Park
  - Borehole Closure
  - Calico Creek
  - Feral Hog Eradication
  - Big River Restoration
  - Freeport MacMoRan
  - Reynolds and Iron County Compensatory Restoration
  - Sweetwater Restoration
  - Meramec River Basin Ecosystem - USACE
  - TNC Crooked/Huzzah
  - RCPP - Meramec Basin

**PROGRAM DESCRIPTION**

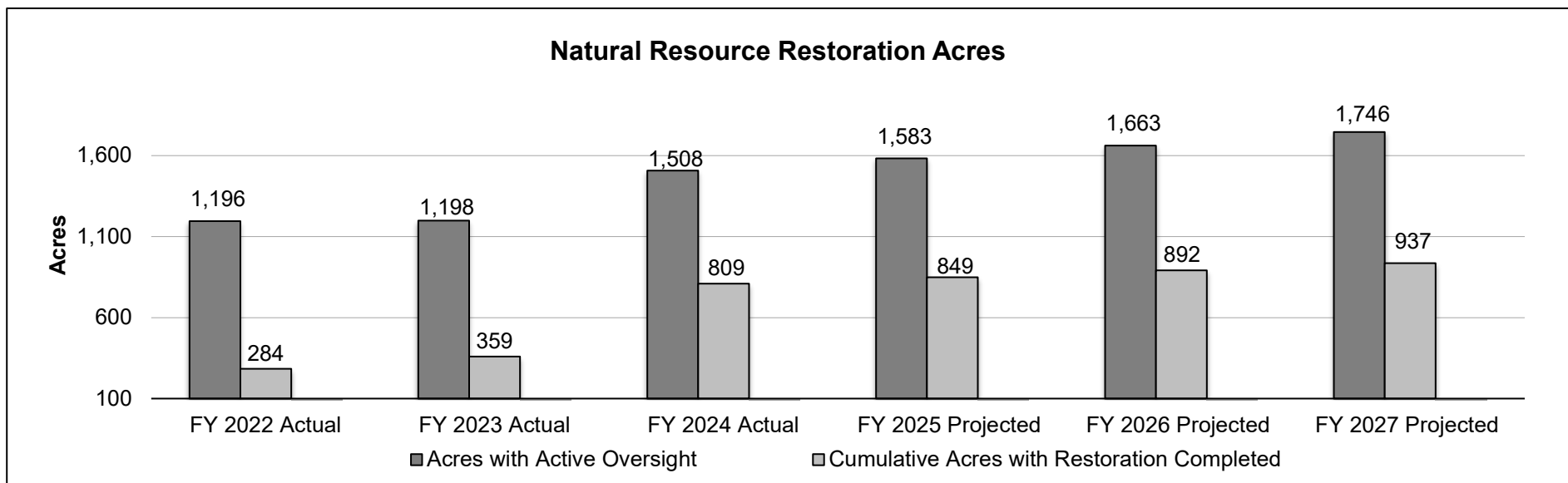
**Department of Natural Resources**

**AB Section(s): 6.365**

**AWO - Environmental Restoration**

**Program is found in the following core budget(s): Environmental Restoration**

**2b. Provide a measure(s) of the program's quality.**



Base Goal = 5% Annual Increase in Acres Restored

Stretch Goal = 15% Annual Increase in Acres Restored

Acres with active oversight and acres with active restoration completed will gradually increase over time as restoration projects are identified and initiated. Projects with active oversight will then begin to level out and decrease over time, although some projects will stay under active oversight for longer due to perpetual conservation easements.

The department and the trustees fund on-site and compensatory projects to benefit habitat and allow for use of the restoration project areas. Projects include Webb City mine land restoration, prairie restoration, and soil and water stream bank stabilization projects. The goal of restoration projects is to compensate the public for the loss of natural resources.

## PROGRAM DESCRIPTION

**Department of Natural Resources**

**AB Section(s): 6.365**

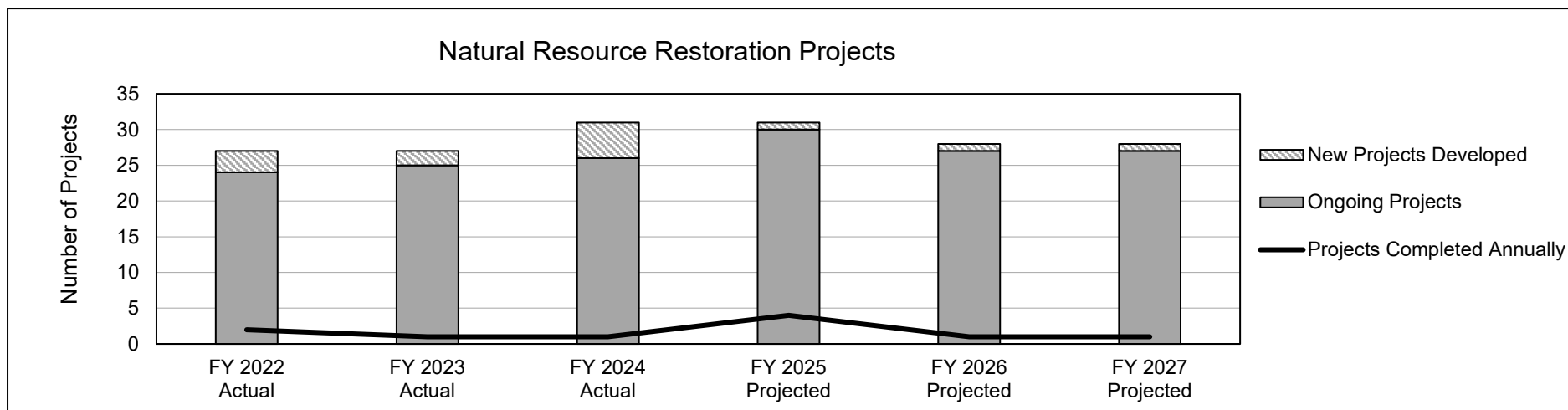
**AWO - Environmental Restoration**

**Program is found in the following core budget(s): Environmental Restoration**

**2c. Provide a measure(s) of the program's impact.**

The department funds “on the ground” long-term projects to benefit aquatic and terrestrial habitat, groundwater and surface water, and conducts assessment and restoration activities with natural resource damage monies - examples include:

- Develop a Restoration and Compensation Determination Plan (RCDP) in Southwest and Southeast Missouri to assess natural resource damages.
- Develop and implement projects for the Missouri Statewide Groundwater Restoration Plan to address injuries to the state’s groundwater.
- Conduct assessment activities on lands and streams in the Old Lead Belt to determine the levels of metals and possible injury to aquatic and terrestrial life.
- Issue requests for proposals (RFPs), award funds, and implement natural resource habitat restoration projects in Southwest and Southeast Missouri.
- Provide funds and oversight for upland and stream restoration practices in Southeast and Southwest Missouri.



Restoration projects frequently may span multiple years from initial funding to completion due to complexity and size. New projects are developed when new settlements are achieved.

Annual Base Goal = Complete one project

Annual Stretch Goal = Complete two projects

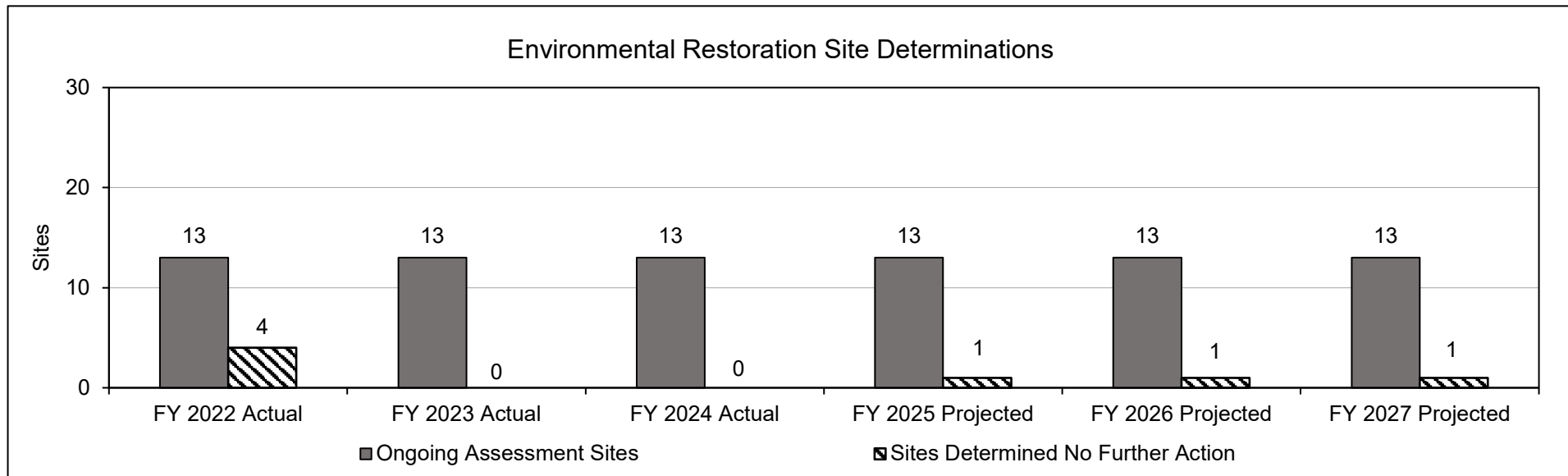


**PROGRAM DESCRIPTION**

**Department of Natural Resources**  
**AWO - Environmental Restoration**  
**Program is found in the following core budget(s): Environmental Restoration**

**AB Section(s): 6.365**

2d. Provide a measure(s) of the program's efficiency.



The chart represents the number of sites pending complete NRD assessments or actions and the number of sites that have been assessed and screened out with no further action required. Many legacy sites have been screened out and we anticipate screening in a minimal number of new sites in the future years.

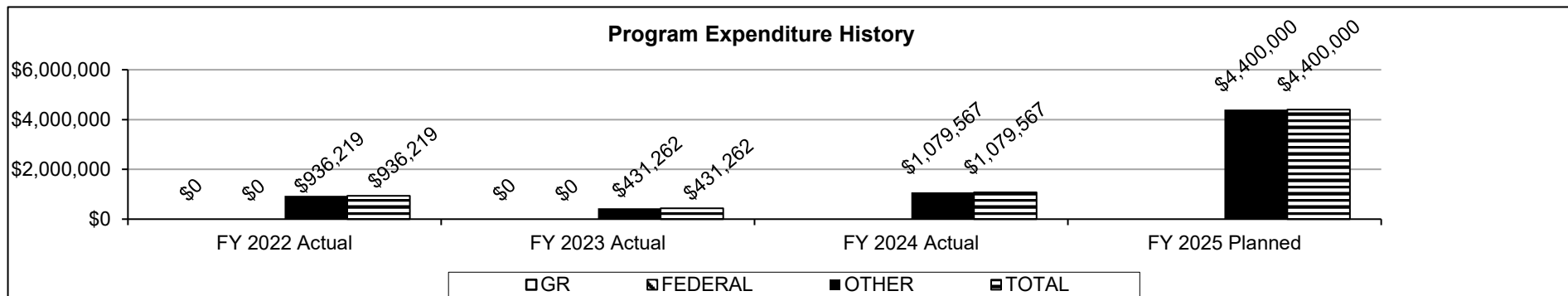
Base Goal = 1 Site Determined No Further Action

Stretch Goal = 1 Site Determined No Further Action

**PROGRAM DESCRIPTION**

**Department of Natural Resources** **AB Section(s): 6.365**  
**AWO - Environmental Restoration**  
**Program is found in the following core budget(s): Environmental Restoration**

**3. Provide actual expenditures for the prior three fiscal years and planned expenditures for the current fiscal year. (Note: Amounts do not include fringe benefit costs.)**



This budget does not contain General Revenue.

Unknown settlements and level of work required each year may trigger a lapse of appropriation authority in any given year. In recent years, the department has focused team member time on developing restoration plans for public comment and identifying restoration projects. Restoration project expenditures are anticipated to continue on existing projects as well as additional projects as they are identified. FY 2025 Planned is shown at full appropriation.

**4. What are the sources of the "Other " funds?**

Natural Resources Protection Fund – Damages Subaccount (1555); Natural Resources Protection Fund – Water Pollution Permit Fee Subaccount (1568)

**5. What is the authorization for this program, i.e., federal or state statute, etc.? (Include the federal program number, if applicable.)**

RSMo 640.235	Natural Resources Protection Fund Damages
Title 42, USC part 9607(f)	Comprehensive Environmental Response, Compensation, and Liability Act of 1980, Public Law 96-510, as amended
	Oil Pollution Act of 1990
RSMo Chapters 640 and 644	Missouri Clean Water Law
RSMo Chapter 640	Missouri Safe Drinking Water Law
RSMo 260.350 through 260.434	Hazardous Waste Facility Permits – Permitting, Inspection and Enforcement
RSMo 260.435 through 260.480	Abandoned or Uncontrolled Sites (Registry)
RSMo 643.010 through 643.192	Air Pollution Control
RSMo 260.200 through 260.255	Solid Waste Management

**PROGRAM DESCRIPTION**

<b>Department of Natural Resources</b>	<b>AB Section(s): 6.365</b>
<b>AWO - Environmental Restoration</b>	
<b>Program is found in the following core budget(s): Environmental Restoration</b>	
<b>6. Are there federal matching requirements? If yes, please explain.</b> No	
<b>7. Is this a federally mandated program? If yes, please explain.</b> There is no federal mandate; however, environmental restoration activities are conducted under both state and federal authorizations as indicated in section 5.	

## PROGRAM DESCRIPTION

**Department of Natural Resources**

**AB Section(s): 6.370**

**AWO - Natural Resources Revolving Services**

**Program is found in the following core budget(s): Natural Resources Revolving Services**

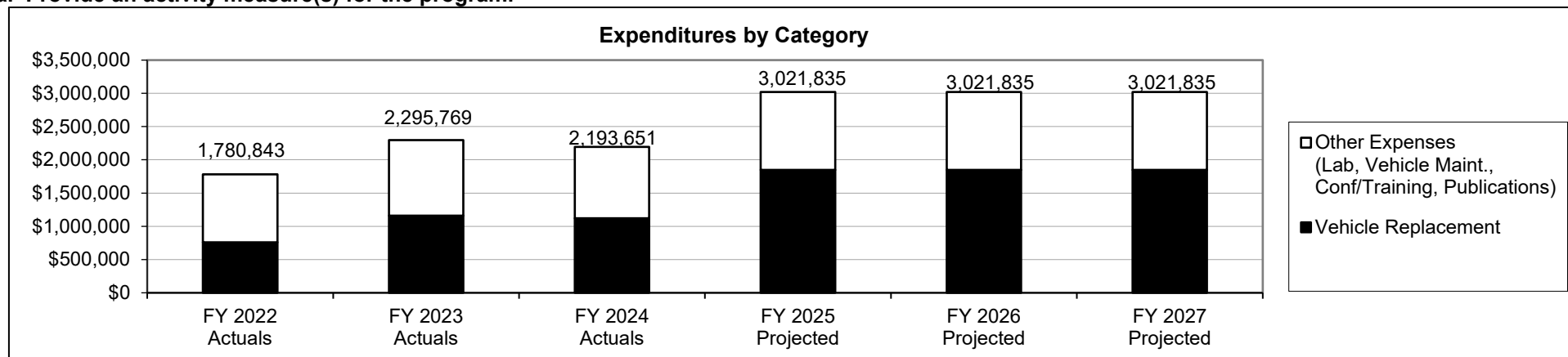
**1a. What strategic priority does this program address?**

Efficient payment mechanism for services

**1b. What does this program do?**

This appropriation provides an efficient payment mechanism for internal services such as vehicle replacements and other interdivisional expenses (lab expenses, vehicle maintenance, conferences/training, and central supply). The department also bills other governmental agencies or members of the general public for external services such as publication/data sales, environmental services, and environmental education. This appropriation allows the department to respond to both internal and external customers.

**2a. Provide an activity measure(s) for the program.**



Due to nationwide vehicle supply chain issues, it was not possible to procure all necessary vehicles in FY 2022, FY 2023, or FY 2024.

**2b. Provide a measure(s) of the program's quality.**

This appropriation allows the department to respond to both internal and external customers.

**2c. Provide a measure(s) of the program's impact.**

This appropriation allows the department to respond to both internal and external customers.

**PROGRAM DESCRIPTION**

**Department of Natural Resources**

**AB Section(s): 6.370**

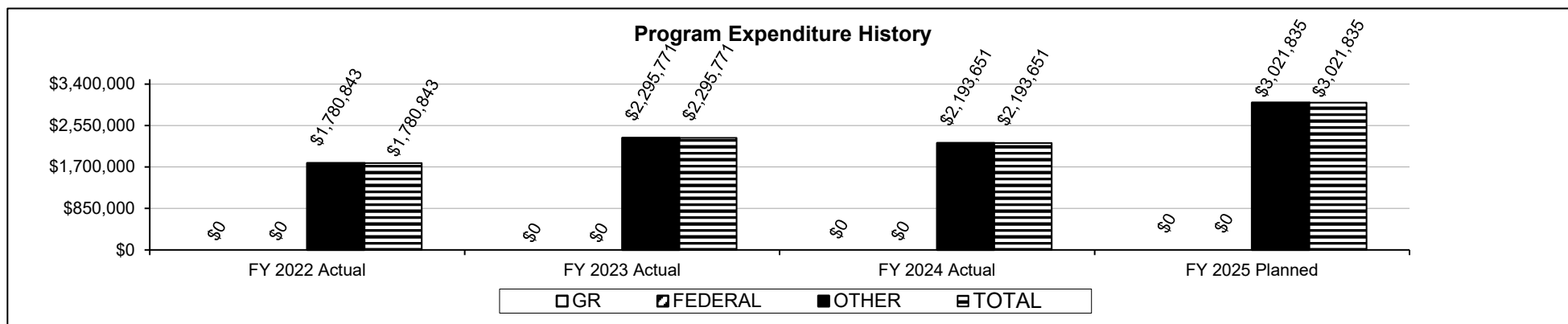
**AWO - Natural Resources Revolving Services**

**Program is found in the following core budget(s): Natural Resources Revolving Services**

**2d. Provide a measure(s) of the program's efficiency.**

This appropriation allows for a more cost-effective payment method in our ability to respond to increasing demands by our internal and external customers.

**3. Provide actual expenditures for the prior three fiscal years and planned expenditures for the current fiscal year. (Note: Amounts do not include fringe benefit costs.)**



This budget does not contain General Revenue. FY 2025 Planned is shown at full appropriation.

**4. What are the sources of the "Other " funds?**

DNR Revolving Services Fund (1425)

**5. What is the authorization for this program, i.e., federal or state statute, etc.? (Include the federal program number, if applicable.)**

Section 640.065, RSMo                      Natural Resources Revolving Services Fund

**6. Are there federal matching requirements? If yes, please explain.**

No

**7. Is this a federally mandated program? If yes, please explain.**

No

**PROGRAM DESCRIPTION**

**Department of Natural Resources** **AB Section(s): 6.375**  
**AWO - Refund Accounts**  
**Program is found in the following core budget(s): Refund Accounts**

**1a. What strategic priority does this program address?**

Refund payment mechanism

**1b. What does this program do?**

This appropriation authority allows the department to promptly process refunds owed to citizens and organizations. No performance measures are included for this program as it is refunds.

**2a. Provide an activity measure(s) for the program.**

N/A

**2b. Provide a measure(s) of the program's quality.**

N/A

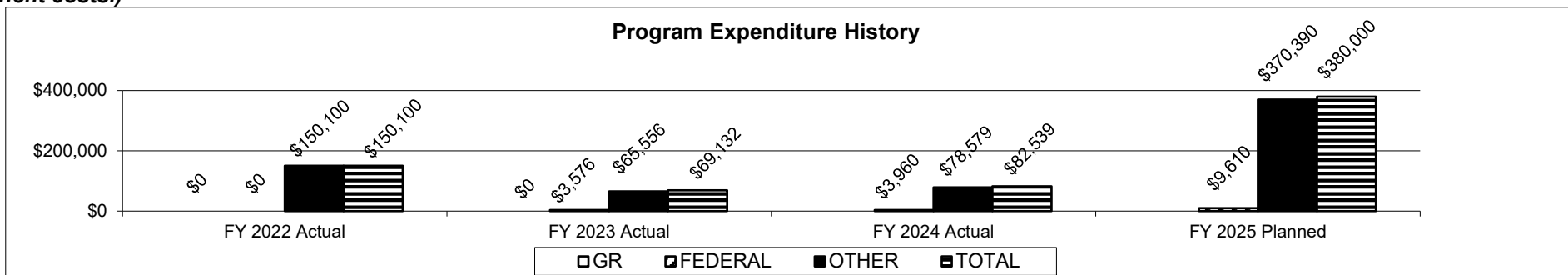
**2c. Provide a measure(s) of the program's impact.**

N/A

**2d. Provide a measure(s) of the program's efficiency.**

N/A

**3. Provide actual expenditures for the prior three fiscal years and planned expenditures for the current fiscal year. (Note: Amounts do not include fringe benefit costs.)**



This budget does not contain General Revenue. FY 2025 Planned is shown at full appropriation.

## PROGRAM DESCRIPTION

Department of Natural Resources

AB Section(s): 6.375

AWO - Refund Accounts

Program is found in the following core budget(s): Refund Accounts

**4. What are the sources of the "Other " funds?**

Missouri Air Emission Reduction Fund (1267); State Parks Earnings Fund (1415); DNR Revolving Services Fund (1425); Historic Preservation Revolving Fund (1430); Cost Allocation Fund (1500); Oil and Gas Resources Fund (1543); Natural Resources Protection Fund-Anhydrous Ammonia Risk Management Plan Subaccount (1554); Natural Resources Protection Fund-Water Pollution Permit Fee Subaccount (1568); Solid Waste Management Fund-Scrap Tire (1569); Solid Waste Management Fund (1570); Metallic Minerals Waste Management Fund (1575); Natural Resources Protection Fund-Air Pollution Asbestos Fee Subaccount (1584); Underground Storage Tank Regulation Program Fund (1586); Natural Resources Protection Fund-Air Pollution Permit Fee Subaccount (1594); Water and Wastewater Loan Revolving Fund (1602); Parks Sales Tax Fund (1613); Soil and Water Sales Tax Fund (1614); Water and Wastewater Loan Fund (1649); Environmental Radiation Monitoring Fund (1656); Groundwater Protection Fund (1660); Energy Set-Aside Program Fund (1667); Hazardous Waste Fund (1676); Safe Drinking Water Fund (1679); Oil and Gas Remedial Fund (1699); Stormwater Loan Revolving Fund (1754); Rural Water and Sewer Loan Revolving Fund (1755); Geologic Resources Fund (1801); Confederate Memorial Park Fund (1812); Concentrated Animal Feeding Operation Indemnity Fund (1834); Mined Land Reclamation Fund (1906); Babler State Park Fund (1911); and Energy Futures Fund (1935)

**5. What is the authorization for this program, i.e., federal or state statute, etc.? (Include the federal program number, if applicable.)**

Refunds are a function of the department's various programs, which are based in both federal and state statute as noted in each of the program descriptions.

**6. Are there federal matching requirements? If yes, please explain.**

No

**7. Is this a federally mandated program? If yes, please explain.**

No

**PROGRAM DESCRIPTION**

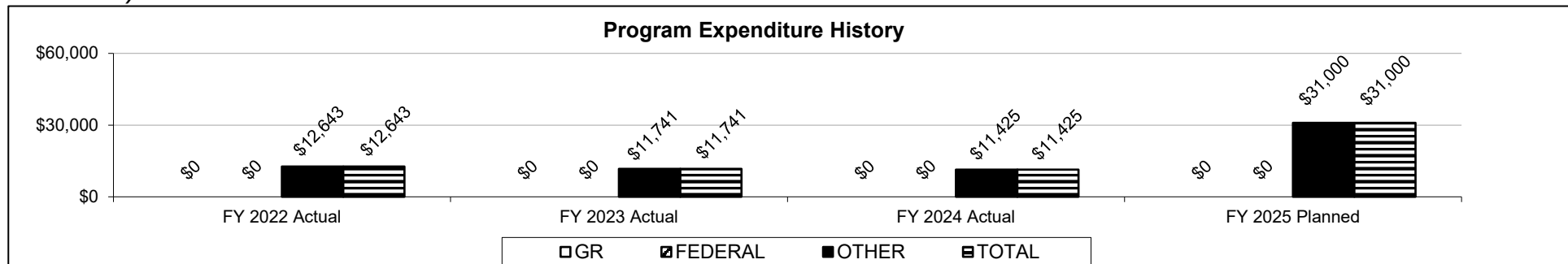
<b>Department of Natural Resources</b>	<b>AB Section(s): 6.380</b>
<b>AWO - Sales Tax Reimbursement to GR</b>	
<b>Program is found in the following core budget(s): Sales Tax Reimbursement to GR</b>	
<b>1a. What strategic priority does this program address?</b> Financial accountability of reimbursement obligations	
<b>1b. What does this program do?</b> Remit sales tax revenue from Missouri Geological Survey and Missouri State Parks to the General Revenue Fund. Some sources of this tax revenue include: maps and publications, souvenirs, camping fees, and rentals. No performance measures are included for this program as it is an accounting mechanism.	
<b>2a. Provide an activity measure(s) for the program.</b> N/A	
<b>2b. Provide a measure(s) of the program's quality.</b> N/A	
<b>2c. Provide a measure(s) of the program's impact.</b> N/A	
<b>2d. Provide a measure(s) of the program's efficiency.</b> N/A	



**PROGRAM DESCRIPTION**

**Department of Natural Resources** **AB Section(s): 6.380**  
**AWO - Sales Tax Reimbursement to GR**  
**Program is found in the following core budget(s): Sales Tax Reimbursement to GR**

**3. Provide actual expenditures for the prior three fiscal years and planned expenditures for the current fiscal year. (Note: Amounts do not include fringe benefit costs.)**



This budget does not contain General Revenue. The majority of Missouri State Parks sales tax is collected and directly transferred to General Revenue by Parks' reservation contractor. FY 2025 Planned is shown at full appropriation.

**4. What are the sources of the "Other " funds?**

State Parks Earnings Fund (1415); DNR Revolving Services Fund (1425)

**5. What is the authorization for this program, i.e., federal or state statute, etc.? (Include the federal program number, if applicable.)**

RSMo 144.020.1 Tax imposed upon all sellers  
 RSMo 144.010.1(11) Defines seller as a person  
 RSMo 144.010.1(6) Defines person

**6. Are there federal matching requirements? If yes, please explain.**

No

**7. Is this a federally mandated program? If yes, please explain.**

No

**PROGRAM DESCRIPTION**

**Department of Natural Resources**

**AB Section(s): 6.395**

**Environmental Improvement and Energy Resources Authority (EIERA)**

**Program is found in the following core budget(s): EIERA**

**1a. What strategic priority does this program address?**

The Environmental Improvement and Energy Resources Authority provides solutions that help Missourians and the environment thrive through finance, research, and technical assistance in order to foster the responsible management of our air, land, water, and energy resources for the well-being of our citizens and Missouri's economy.

**1b. What does this program do?**

The Environmental Improvement and Energy Resources Authority (EIERA) provides financing, research, and technical assistance for environmental and energy-related projects. The EIERA:

- Issues municipal bonds to capitalize the State Revolving Fund (SRF) programs, which provide low-interest financing for water and wastewater infrastructure.
- Provides financial assistance through the Market Development Program to small businesses that divert waste from landfills to create products with recycled materials while creating jobs.
- Issues municipal bonds on behalf of private and investor-owned utilities to finance pollution-prevention and energy related infrastructure projects.
- Provides low-cost financing and technical assistance to communities and businesses to assist with the cleanup of contaminated properties, known as Brownfields.
- Provides paying-agent services to investor-owned utilities that fund low-income weatherization services through Community Action Agencies located throughout the state.
- Provides paying-agent services and technical and administrative assistance for environmental restoration efforts.

**2a. Provide an activity measure(s) for the program.**

Beneficiaries of EIERA Efforts

	FY 2022 Actual	FY 2023 Actual	FY 2024 Actual	FY 2025 Projected	FY 2026 Projected	FY 2027 Projected
Water and Wastewater Systems	8	6	17	12	12	12
Other Governmental Entities	0	6	6	5	5	5
Private Entities (Small Businesses)	13	4	3	10	10	10
Total Project Assistance Dollars (in millions) *	\$48.3 mil	\$132.9 mil	\$401.5 mil	\$150.0 mil	\$150.0 mil	\$150.0 mil

EIERA finance, research, and technical assistance supports entities in reaching their community development goals.

\*Drop in assistance dollars for 2022 is due to decrease in water/wastewater loan demand for that year.

**PROGRAM DESCRIPTION**

**Department of Natural Resources**

**AB Section(s): 6.395**

**Environmental Improvement and Energy Resources Authority (EIERA)**

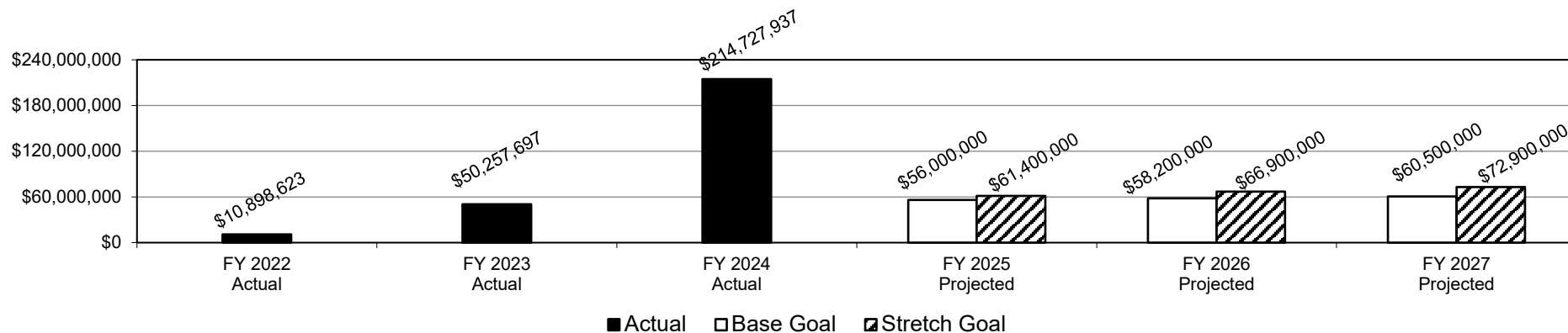
**Program is found in the following core budget(s): EIERA**

**2b. Provide a measure(s) of the program's quality.**

EIERA bonds issued to capitalize the State Revolving Fund program are rated AAA. This is the highest rating possible and provides the least costly funds available for borrowers. This rating is maintained by continual oversight of the existing portfolio and through sound, conservative underwriting policies.

**2c. Provide a measure(s) of the program's impact.**

**Client Dollars Saved Through Low-Interest Loans, Grants, and Other Assistance**



Client dollars saved are dependent on assistance provided.

Base Goal: Average of the past 2 years plus a 4% annual increase.

Stretch Goal: Average of the past 2 years plus a 9% annual increase.

**PROGRAM DESCRIPTION**

Department of Natural Resources

AB Section(s): 6.395

Environmental Improvement and Energy Resources Authority (EIERA)

Program is found in the following core budget(s): EIERA

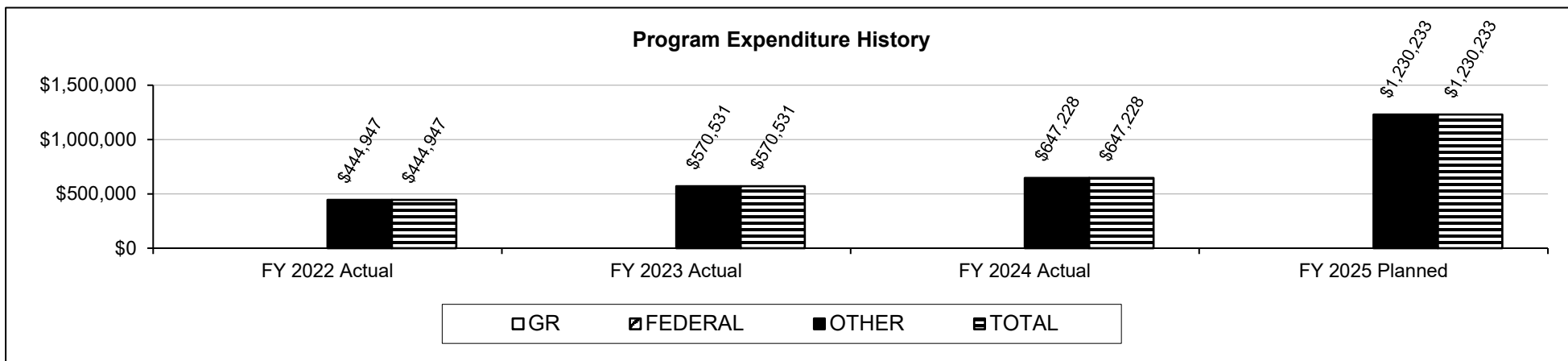
2d. Provide a measure(s) of the program's efficiency.

**Operational costs in relation to total dollars of assistance provided**

	FY 2022 Actual	FY 2023 Actual	FY 2024 Actual	FY 2025 Projected	FY 2026 Projected	FY 2027 Projected
Operational Percentage	1.17%	0.59%	0.22%	0.99%	0.99%	0.99%
Operational Costs	570,487	783,313	867,255	1,499,571	1,504,114	1,504,114
Assistance Dollars	48,291,937	132,997,638	401,492,104	150,000,000	150,000,000	150,000,000
<b>Total</b>	<b>48,862,424</b>	<b>133,780,951</b>	<b>402,359,359</b>	<b>151,499,571</b>	<b>151,504,114</b>	<b>151,504,114</b>

Base/Stretch Goal: To improve upon or maintain operational costs in proportion to the amount of assistance dollars provided.

3. Provide actual expenditures for the prior three fiscal years and planned expenditures for the current fiscal year. (Note: Amounts do not include fringe benefit costs.)



FY 2025 Planned is shown at full appropriation.

**PROGRAM DESCRIPTION**

**Department of Natural Resources**

**AB Section(s): 6.395**

**Environmental Improvement and Energy Resources Authority (EI ERA)**

**Program is found in the following core budget(s): EI ERA**

**4. What are the sources of the "Other" funds?**

State Environmental Improvement Authority Fund (1654)

**5. What is the authorization for this program, i.e., federal or state statutes, etc.? (Include the federal program number, if applicable.)**

Clean Water Act (1972)

Safe Drinking Water Act (1996)

U.S. Tax Code

42 USC 9601

Comprehensive Environmental Response, Compensation & Liability Act, as amended

RSMo 260.005-260.125

EI ERA authorizing statutes

RSMo 640.100-640.140

Missouri Drinking Water Act

RSMo 260.565-260.575

Missouri Hazardous Waste/Voluntary Cleanup Law

RSMo 644

Missouri Clean Water Law

RSMo 260.335

Solid Waste Management/Market Development

**6. Are there federal matching requirements? If yes, please explain.**

A 20% match is required to receive both Clean Water and Drinking Water State Revolving Fund Capitalization and Brownfields Revolving Loan Fund grants.

**7. Is this a federally mandated program? If yes, please explain.**

No

**PROGRAM DESCRIPTION**

**Department of Natural Resources** **AB Section(s): 6.400**  
**Petroleum Storage Tank Insurance Fund Board of Trustees**  
**Program is found in the following core budget(s): Staff and Operating Expenses; Claims Costs and Erroneous Receipts**

**1a. What strategic priority does this program address?**

Mitigate fuel storage risks

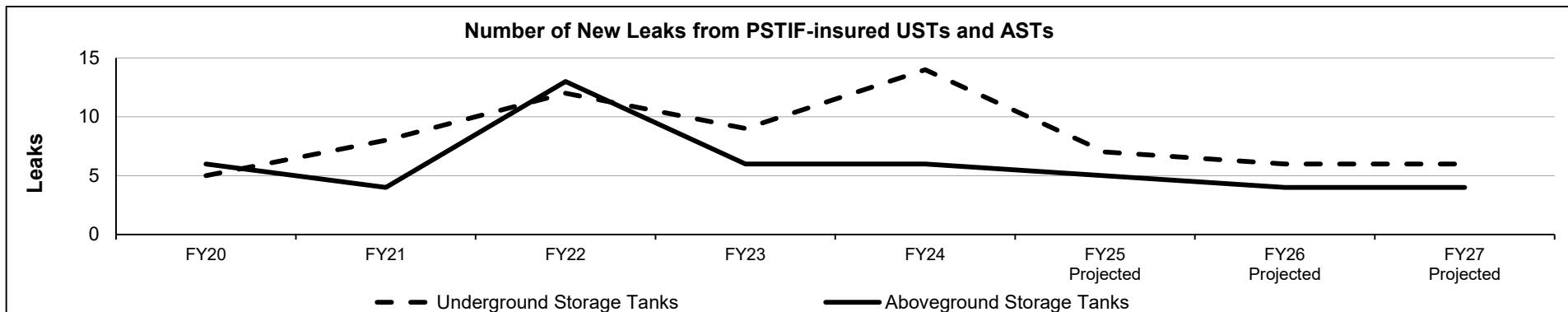
**1b. What does this program do?**

Provides affordable pollution liability insurance for Missourians who store/sell petroleum products.  
 Pays to clean up "legacy pollution" from old gas stations and other fuel storage sites.

The following table shows financial data for the budget units included in this form.

	<b>FY 2022</b>	<b>FY 2023</b>	<b>FY 2024</b>	<b>FY 2025</b>	<b>FY 2026</b>
	<b>Actual</b>	<b>Actual</b>	<b>Actual</b>	<b>Current</b>	<b>Request</b>
Staff & Operating Expenses (430063B)	2,167,335	2,075,835	1,738,845	2,411,467	2,411,467
Claims & Erroneous Receipts PSD (430064B)	10,768,603	12,225,456	11,873,664	20,070,000	20,070,000
<b>Total</b>	<b>12,935,938</b>	<b>14,301,291</b>	<b>13,612,509</b>	<b>22,481,467</b>	<b>22,481,467</b>

**2a. Provide an activity measure(s) for the program.**



Number of new releases indicates the effectiveness of leak prevention efforts.

Underground Storage Tanks - Base Goal: 15 or fewer per year

Stretch Goal: 10 or fewer per year

Aboveground Storage Tanks - Base Goal: 10 or fewer per year

Stretch Goal: 7 or fewer per year

PROGRAM DESCRIPTION

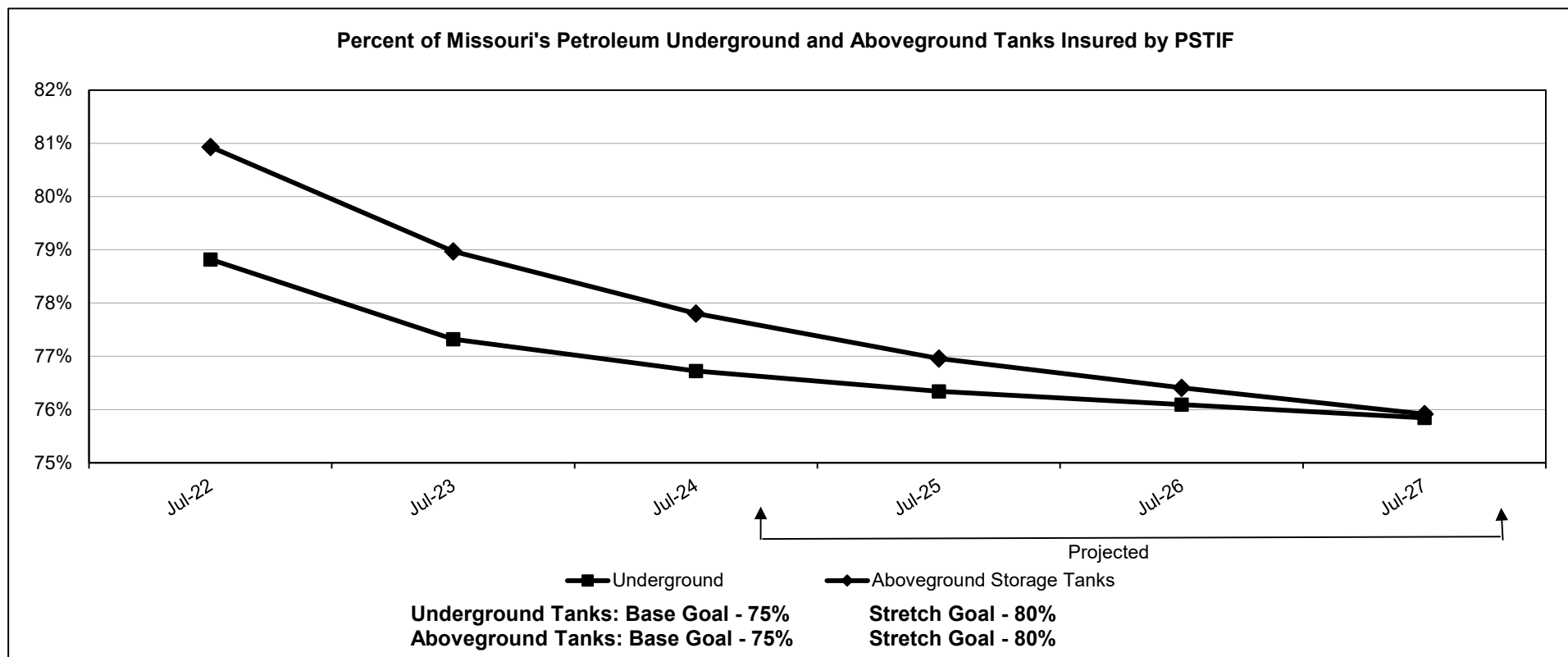
Department of Natural Resources

AB Section(s): 6.400

Petroleum Storage Tank Insurance Fund Board of Trustees

Program is found in the following core budget(s): Staff and Operating Expenses; Claims Costs and Erroneous Receipts

2b. Provide a measure(s) of the program's quality.



**Underground Tanks:** The PSTIF works with the Department of Natural Resources to assure all tank owners maintain required financial responsibility for pollution liability so cleanup funds will be available if a leak occurs. (Tank owners may choose other financial responsibility options.)

**Aboveground Tanks:** The PSTIF works with the Department of Agriculture to assure all tank owners maintain required financial responsibility for pollution liability so cleanup funds will be available if a leak occurs. (Tank owners may choose other financial responsibility options.) NOTE: The total number of regulated ASTs in the state is estimated.

**PROGRAM DESCRIPTION**

**Department of Natural Resources**

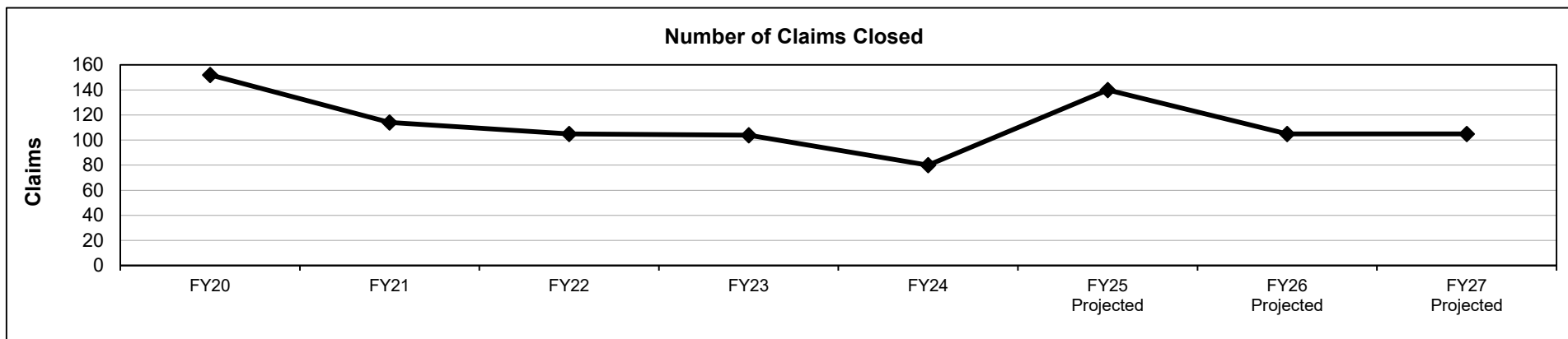
**AB Section(s): 6.400**

**Petroleum Storage Tank Insurance Fund Board of Trustees**

**Program is found in the following core budget(s): Staff and Operating Expenses; Claims Costs and Erroneous Receipts**

**2c. Provide a measure(s) of the program's impact.**

**Number of Claims Closed**



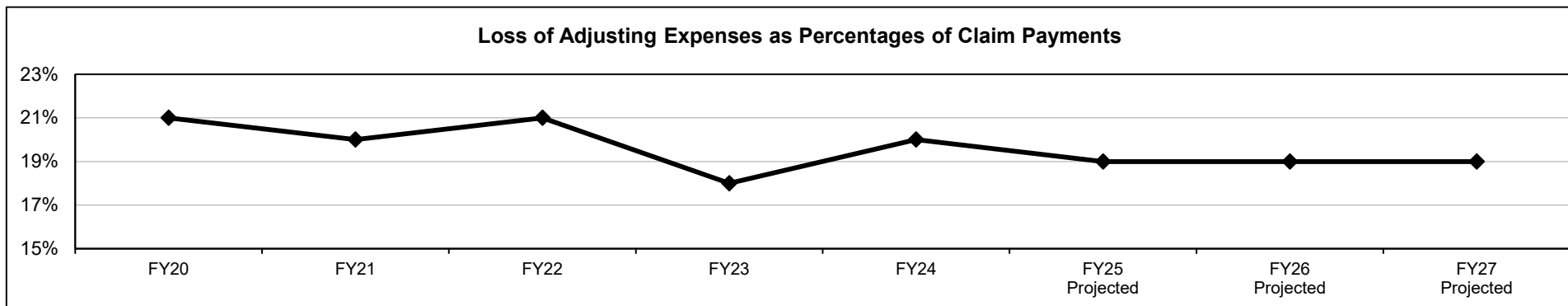
Claims are closed when cleanup is deemed complete by MoDNR and invoices are all reimbursed. Base Goal is 112; Stretch Goal is 125.

NOTE: FY25 closed claim projection is higher based on remedial claims administratively closed (does not impact eligibility for future cleanup).

NOTE 2: PSTIF closed claim goal is directly impacted by DNR/Tanks Section's goal for completed cleanups.

**2d. Provide a measure(s) of the program's efficiency.**

**Loss of Adjusting Expenses as Percentages of Claim Payments**



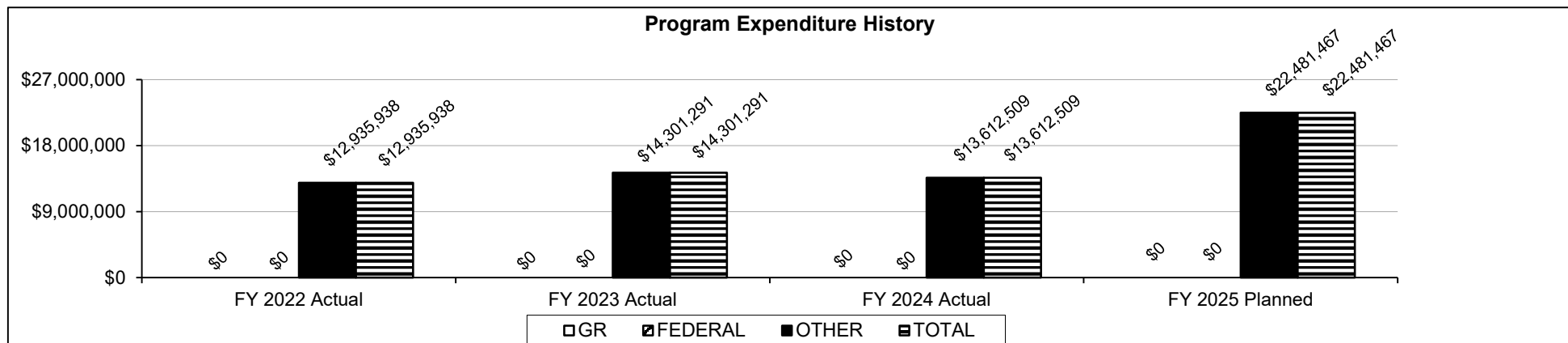
Base goal is 19%; Stretch goal is 17%



**PROGRAM DESCRIPTION**

**Department of Natural Resources** **AB Section(s): 6.400**  
**Petroleum Storage Tank Insurance Fund Board of Trustees**  
**Program is found in the following core budget(s): Staff and Operating Expenses; Claims Costs and Erroneous Receipts**

**3. Provide actual expenditures for the prior three fiscal years and planned expenditures for the current fiscal year. (Note: Amounts do not include fringe benefit costs.)**



FY 2025 Planned is shown at full appropriation.

**4. What are the sources of the "Other " funds?**

Petroleum Storage Tank Insurance Fund (1585)

**5. What is the authorization for this program, i.e., federal or state statute, etc.? (Include the federal program number, if applicable.)**

Sections 319.129 - 319.133 and 319.137 - 319.138, RSMo

**6. Are there federal matching requirements? If yes, please explain.**

No

**7. Is this a federally mandated program? If yes, please explain.**

No