


MISSOURI JUDICIARY



FY 2026 BUDGET REQUEST With Governor's Recommendations Programs Book

Table of Contents

THE MISSOURI JUDICIARY	1
Judiciary Budget Summary	1
State Auditor's Report	10
Missouri Sunset Act.....	15
PROGRAM DESCRIPTIONS	16
Technical Assistance	16
Court Technology Activity	17
Judicial Education Activity	18
Basic Civil Legal Services.....	19
OSCA Program Expenditure History	20
Judicial Circuits and Appellate Districts Map	22
FY26 Court of Appeals CORE by District	23
FY26 Court of Appeals CORE and New Decision Items ...	24
Court of Appeals FY 2024 Activity	25
Court of Appeals Workload History.....	26
Court of Appeals Expenditure History.....	27
FY 2025 CORE, Circuit Court Personal Services Budget By Circuit	28
Trial Courts Activity	30
Circuit Court Workload History	31
Missouri's Juvenile Secure Detention Facility Locations January 2024	32
Juvenile Justice Activity	33
Permanency Planning.....	34
Fostering Court Improvement Map	35
Court Appointed Special Advocate (CASA) Program	36
Missouri's CASA Programs July 2024	37
Domestic Relations Resolution Activity	38
Circuit Courts Program Expenditure History.....	39
Commission on Retirement, Removal, and Discipline	41
FY25 Treatment Court Fund Awards.....	42
FY25 MAT Awards	43
Adult Drug Treatment Court Program.....	44
Missouri Adult Treatment Courts Map	45
DWI Treatment Court Activity	46
Missouri DWI Courts Map.....	47
Veterans Treatment Court Program Activity	48
Veterans Treatment Courts Map	49
Family Treatment Court Program	50
Family Treatment Courts Map	51
Juvenile Treatment Court Program.....	52
Juvenile Treatment Courts Map.....	53

The Missouri Judiciary



The Missouri Judiciary – or third branch of government – provides Missouri citizens a stable, fair, and accessible system of justice for the resolution of disputes. Each year, Missouri courts resolve more than 750,000 cases. Municipal divisions resolved 686,845 cases in FY23 relating to traffic and city ordinances. The judicial branch of government employs people dedicated to serving the citizens of Missouri.

The Missouri Judiciary – one of three co-equal branches of government – provides Missouri citizens a stable, fair, and accessible system of justice for the resolution of disputes.

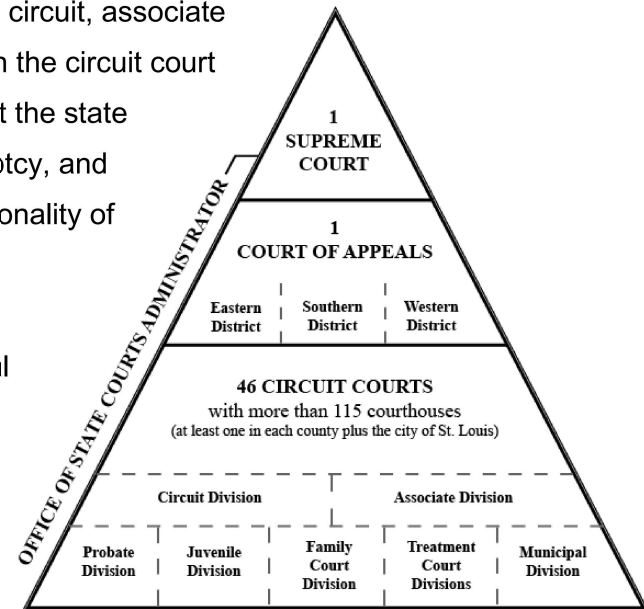
The FY25 appropriation to the Missouri Judiciary totals just 2% of the statewide General Revenue.

**The vast majority of that appropriation pays the salaries of court personnel
in local communities across the state.**

Approximately 3,500 judicial employees represent the face of justice for Missourians who walk into our courthouses or access our services online. The Missouri Judiciary is, at its heart, a branch of people – court clerks, marshals, court reporters, juvenile officers, trial judges, and others who work to ensure the justice system serves the needs of our citizens. We continually strive for efficiency using technological innovation, but we need to retain experienced employees and recruit top-quality replacements to maintain public trust and confidence and to fully discharge our statutory and constitutional obligations.

Within the circuit courts, cases are grouped and heard in divisions by type, such as circuit, associate circuit, family, juvenile, municipal, probate, and small claims. Cases typically start in the circuit court and may be appealed to one of the three appellate districts, potentially ending up at the state supreme court. Some types of cases brought to the courts include divorce, bankruptcy, and civil rights. Criminal cases filed by prosecutors and cases challenging the constitutionality of state laws or the use of governmental power are other types of cases heard.

While the judiciary has effectively used existing resources to fulfill its role, additional resources are needed to further the priorities that will ensure **continuing stability, fairness, and accessibility.**



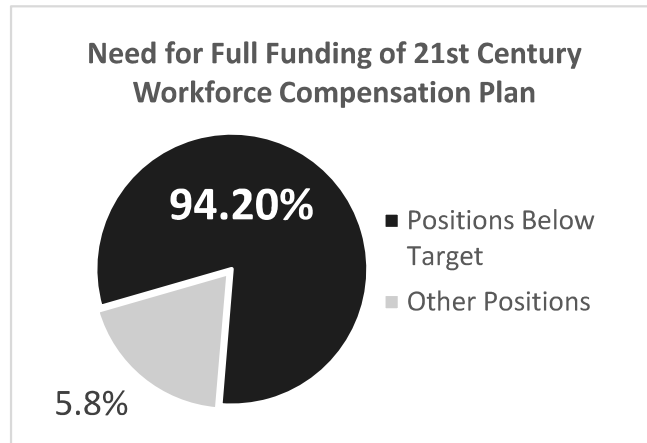
Fiscal Year 2026 and Supplemental Fiscal Year 2025 Budget Priorities

The Missouri Judiciary’s FY26 and supplemental FY25 funding priority areas are:

\$20.1M	Compensation
\$9.4M	Protection and Administration of Justice
\$3.8M	Supreme Court Building and Library
\$176,869	Marijuana Initiative implementation
\$8.8M	Providing Critical Services and Essential Functions

Support Public Service

For the last few years, excluding the FY21 pandemic year, the legislature and governor have appropriated and the judiciary has implemented, salary increases for judiciary staff consistent with the goals of its classification and compensation study. For FY25, the legislature and governor’s appropriations provided for significant progress toward salary goals. The judiciary’s 21st Century



Workforce compensation plan moves staff toward target – or market – salary goals, and improves recruitment and retention with much of the focus on the lowest paid staff and reducing salary compression. Staff whose positions are established by statute (e.g., circuit clerks) and were not a part of the salary study should receive a comparable increase.

Missouri judges’ salaries are based upon the salaries of their federal counterparts under the Missouri Citizens Commission on Compensation for Elected Officials and Article XIII, section 3 of the Missouri Constitution.

Funding is also requested to create a Chief Deputy Clerk for the Western District Court of Appeals from an existing position.

Additionally, the 39th Judicial Circuit (Lawrence, Stone, and Barry counties) is requesting a treatment court commissioner based on the judiciary’s weighted caseload. Personal services and expense and equipment in the amount of **\$168,796** are needed.

Budget Request:

1. Appropriate **\$1,150,054** for fiscal 2026 for salaries for judges to match the projected federal salary increase of 1.7% plus \$3,696,472 for the FY 2019-2022 increases.
2. Appropriate **\$113,190** for fiscal 2026 for salaries for commissioners, the Clerk of the Supreme Court, and counsel for the Commission on Retirement, Removal and Discipline to match the projected federal salary increase of 1.7%.
3. Appropriate **\$87,153** for increases to court reporter salaries based on years of service per SB 103 passed in the 2023 legislative session.
4. Implement the 21st Century Workforce compensation plan to raise salaries of staff to target – or market – for the Circuit Courts and Office of State Courts Administrator for a total of **\$14,875,030** and also request **\$30,692** to continue the increase for juvenile detention staff to include a 1% pay raise for every two years of service for employees in juvenile detention facilities, capped at 10% for 20 years of service.
5. Appropriate **\$168,796** for 1.0 FTE and E&E for a treatment court commissioner for the 39th Judicial Circuit (Barry, Lawrence, and Stone counties), based on the judiciary's weighted caseload.

Protect the Public and Court Staff and Effectively Administer Justice

To effectively administer the pretrial release of defendants from custody, reasonable assurance of court appearances and public safety is needed. Pretrial administrators would be located in circuits based on workload. The Office of the State Courts Administrator

would serve as a central office providing the public safety assessment score. Funding of **\$1,217,057** is requested for 26 FTE and expense and equipment.



The primary responsibility of pretrial services programs is to supervise people on pretrial release when required by the court.

Court-ordered supervision may include court date reminders, phone or in-person check-ins, and periodic criminal history checks.

Increased bed capacity and 29 full-time equivalent detention juvenile officers, detention aides and other support staff are needed at juvenile detention centers in the 26th Judicial Circuit (Camden,

Laclede, Miller, Moniteau and Morgan counties) and 13th Judicial Circuit (Boone and Callaway counties) in the amount of **\$2,007,834**. To maintain secure juvenile detention centers, mental health contractors and security contractors also will be needed in the amount of **\$5,193,360**. This total request is for **\$7,201,194** and 29 full-time equivalent (FTE) staff. A core reallocation of **\$1,000,000** from specific treatment courts is moved into E&E serving all types of treatment courts.

Budget Request:

1. Appropriate **\$1,217,057** and 26 FTE for the pretrial program.
2. Fund **\$7,201,194** for 29 FTE and expense and equipment for secure juvenile detention centers.
3. Reallocate **\$1,000,000** E&E from specific treatment courts into E&E serving all types of treatment courts.

Repair the Supreme Court Building and Library to Serve Future Generations

Like the Missouri State Capitol and Governor's Mansion, the Supreme Court is one of the historic buildings in the Capitol Complex. Built with proceeds of the 1904 World's Fair in St. Louis and opened in 1907, the building now welcomes more than 20,000 visitors each year. Due to age and usage, repairs and restoration for each floor are needed, and restoring the building to its original historical look is desired. Specific projects would include painting, plaster and wood restoration, a historical study of the building, cleaning and restoration of the original tile mosaic floors, electrical upgrades, and other safety and structural replacements and improvements.

The 6,000 square foot Supreme Court Library is designated as the state law library by statute. The library needs repair to falling plaster and its historic ceiling and laylights. In addition, the library is a central feature of the numerous tours given to school children and other Missourians throughout the year. To provide more substantive content, the Court would use the money to upgrade tours via interactive teaching tools to help educate visitors about not only Missouri history, but also the fundamentals of the rule of law.

Budget Requests:

1. **\$1,636,398** for library renovations and a judicial learning center (\$1,636,398 requested for supplemental FY25, and \$1,636,398 requested for FY26).
2. **\$2,168,112** for building restoration of the Supreme Court Building (\$2,168,112 requested for supplemental FY25 and for FY26).



In the past decade, public confidence in the courts and the rule of law has eroded faster than ever before. Most people don't have much idea what we do or how we do it, and much of what they think they know is wrong. If we want the public to know what we know – and they have to, for the rule of law to survive and for the judicial system to work – then it's up to us to teach them. We have to educate the public about their justice system.

- Paul C. Wilson, Chief Justice, Supreme Court of Missouri
Address to The Missouri Bar and the Judicial Conference
of Missouri, September 15, 2022

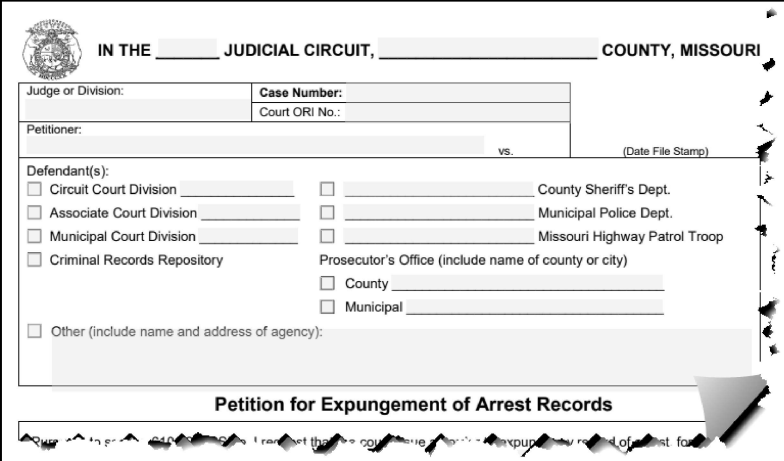
Marijuana Initiative Implementation

An initiative petition to amend Article XIV for the right to access marijuana was passed in November 2022. The petition created a constitutional obligation to automatically vacate certain marijuana-related offenses and also required the expungement of certain marijuana-related records within a specified timeframe.

The projected costs for redaction software, and information security and maintenance for expungements requires an additional \$176,869 in E&E. Costs began in FY23 and continue into FY26.

Budget Request:

1. Appropriate **\$176,869** for the FY26 budget.



The image shows a legal form titled "Petition for Expungement of Arrest Records" from the Missouri Judicial Circuit. The form is for filing in a specific county in Missouri. It includes fields for the Judge or Division, Case Number, Court ORI No., and Petitioner. The Defendant(s) section lists several options with checkboxes: Circuit Court Division, Associate Court Division, Municipal Court Division, Criminal Records Repository, County Sheriff's Dept., Municipal Police Dept., and Missouri Highway Patrol Troop. There is also a section for the Prosecutor's Office, with checkboxes for County and Municipal. An "Other" section allows for the name and address of an agency. The form is titled "Petition for Expungement of Arrest Records" at the bottom.

Provide Critical Services and Essential Functions of the Missouri Court System



Provides public access to more than 27.53 million open court case records including docket entries, parties, judgments, charges in public court and virtual hearing information.



In the first half of 2024, more than 3.22 million filings were made, saving counties, municipalities and parties millions in postage, paper, labor and storage.

Funding is necessary to replace computer equipment damaged from an electrical event June 29, 2024, at one of the judiciary's datacenters. The electrical event compromised our computer systems and eliminated our technical redundancy, leaving the judiciary with reduced technical operational capacity and requiring all technical operational activities to occur at the remaining datacenter.

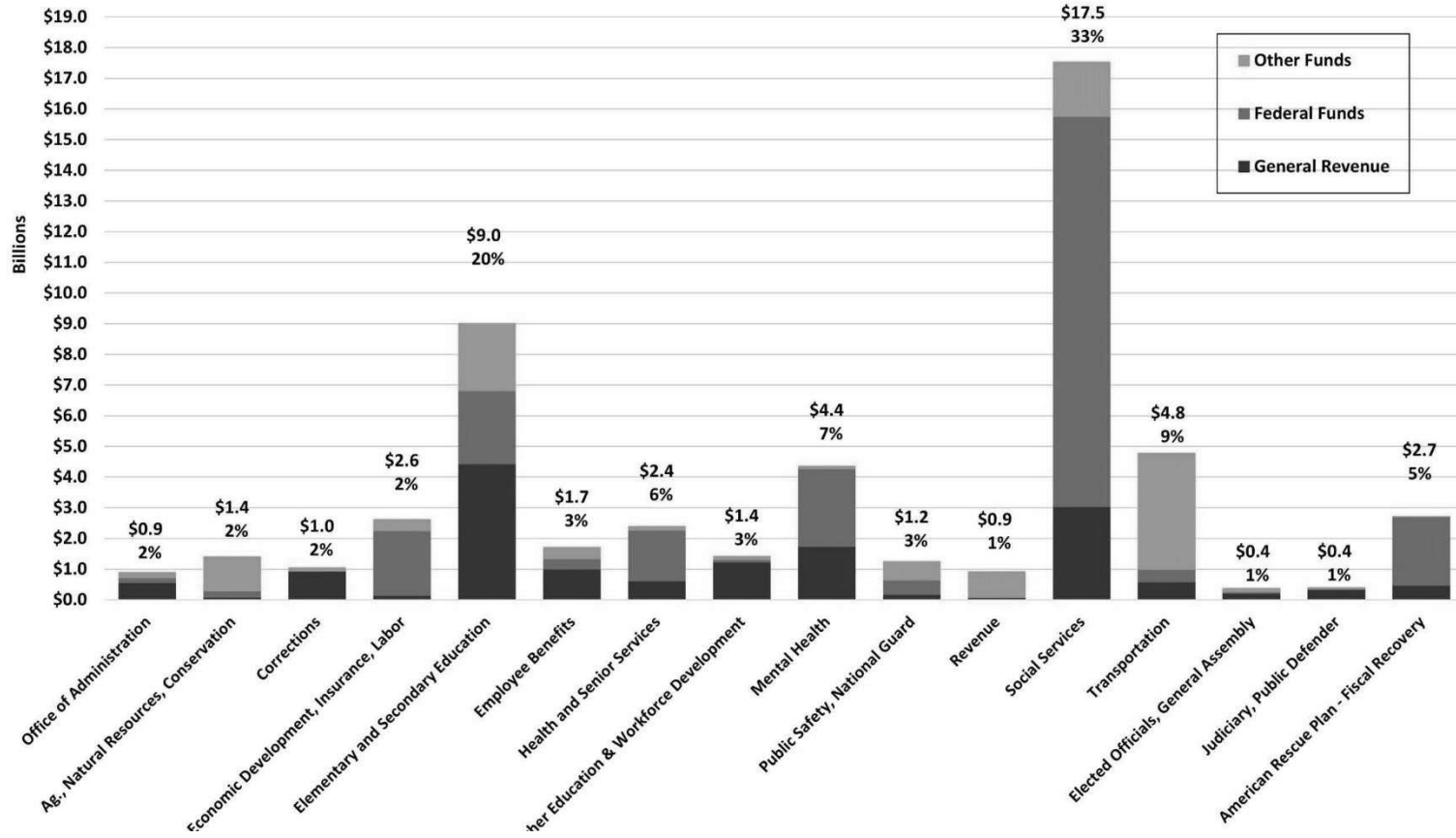
The damaged equipment was vital for the continuity of services provided by the Missouri court system, including but not limited to Case.net, the Missouri Electronic Filing System and the statewide case management systems. The loss of these computer resources not only hampers day-to-day functions but also reduces our ability to ensure on-going services for our justice partners, judiciary staff and the citizens of Missouri. Replacing the damaged equipment is crucial for restoring our full operational capabilities and providing adequate redundancy to ensure uninterrupted services.

In addition, \$3,805,036 is needed for ongoing information security and maintenance for the case management system.

Budget Request:

1. Appropriate **\$2,989,111** from the General Revenue Fund (ongoing) plus **\$2,000,000** from the Court Automation Fund (ongoing) for the FY26 budget.
2. Appropriate **\$3,805,036** for information security and maintenance.

**FISCAL YEAR 2026 GOVERNOR'S RECOMMENDED OPERATING BUDGET (ALL FUNDS) -
*52,774,157,990**



**State Auditor's Reports, Oversight Evaluations, and Missouri Sunset Act Reports
Senate Bill 299**

Judiciary	Type of Report	Date Issued	Website
Supreme Court of Missouri	State Audit Report	August 2015	Http://www.auditor.mo.gov
Office of State Courts Administrator	State Audit Report	August 2016	Http://www.auditor.mo.gov
Statewide Court Automation Report	State Audit Report	August 2016	Http://www.auditor.mo.gov
Court of Appeals – Western District	State Audit Report	January 2013	Http://www.auditor.mo.gov
Court of Appeals – Eastern District	State Audit Report	March 2012	Http://www.auditor.mo.gov
Court of Appeals – Southern District	State Audit Report	February 2011	Http://www.auditor.mo.gov
MISSOURI COUNTIES:			
Adair County	State Audit Report	December 2018	Http://www.auditor.mo.gov
Andrew County	State Audit Report	September 2018	Http://www.auditor.mo.gov
Atchison County	State Audit Report	June 2018	Http://www.auditor.mo.gov
Audrain County	State Audit Report	December 2018	Http://www.auditor.mo.gov
Barry County	State Audit Report	December 2019	Http://www.auditor.mo.gov
Barton County	State Audit Report	June 2017	Http://www.auditor.mo.gov
Bates County	State Audit Report	June 2017	Http://www.auditor.mo.gov
Benton County	State Audit Report	September 2016	Http://www.auditor.mo.gov
Bollinger County	State Audit Report	November 2017	Http://www.auditor.mo.gov
Boone County *	State Audit Report	July 2015	Http://www.auditor.mo.gov
Buchanan County *	State Audit Report	December 2014	Http://www.auditor.mo.gov
Butler County	State Audit Report	December 2015	Http://www.auditor.mo.gov
Caldwell County	State Audit Report	December 2021	Http://www.auditor.mo.gov
Callaway County *	State Audit Report	March 2014	Http://www.auditor.mo.gov
Camden County *	State Audit Report	August 2019	Http://www.auditor.mo.gov
Cape Girardeau County *	State Audit Report	December 2020	Http://www.auditor.mo.gov
Carroll County	State Audit Report	February 2024	Http://www.auditor.mo.gov
Carter County	State Audit Report	December 2021	Http://www.auditor.mo.gov
Cass County *	State Audit Report	August 2015	Http://www.auditor.mo.gov

**State Auditor's Reports, Oversight Evaluations, and Missouri Sunset Act Reports
Senate Bill 299**

Cedar County	State Audit Report	September 2016	Http://www.auditor.mo.gov
Chariton County	State Audit Report	October 2023	Http://www.auditor.mo.gov
Christian County *	State Audit Report	June 2010	Http://www.auditor.mo.gov
Clark County	State Audit Report	September 2016	Http://www.auditor.mo.gov
Clay County *	State Audit Report	March 2022	Http://www.auditor.mo.gov
Clinton County	State Audit Report	December 2018	Http://www.auditor.mo.gov
Cole County *	State Audit Report	September 2012	Http://www.auditor.mo.gov
Cooper County	State Audit Report	November 2017	Http://www.auditor.mo.gov
Crawford County	State Audit Report	July 2017	Http://www.auditor.mo.gov
Dade County	State Audit Report	July 2021	Http://www.auditor.mo.gov
Dallas County	State Audit Report	May 2019	Http://www.auditor.mo.gov
Daviess County	State Audit Report	July 2017	Http://www.auditor.mo.gov
DeKalb County	State Audit Report	November 2020	Http://www.auditor.mo.gov
Dent County	State Audit Report	October 2022	Http://www.auditor.mo.gov
Douglas County	State Audit Report	September 2020	Http://www.auditor.mo.gov
Dunklin County	State Audit Report	November 2020	Http://www.auditor.mo.gov
Franklin County *	State Audit Report	September 2008	Http://www.auditor.mo.gov
Gasconade County	State Audit Report	February 2019	Http://www.auditor.mo.gov
Gentry County	State Audit Report	September 2017	Http://www.auditor.mo.gov
Greene County *	State Audit Report	August 2020	Http://www.auditor.mo.gov
Grundy County	State Audit Report	October 2022	Http://www.auditor.mo.gov
Harrison County	State Audit Report	November 2021	Http://www.auditor.mo.gov
Henry County	State Audit Report	July 2021	Http://www.auditor.mo.gov
Hickory County	State Audit Report	June 2019	Http://www.auditor.mo.gov
Holt County	State Audit Report	January 2024	Http://www.auditor.mo.gov
Howard County	State Audit Report	May 2020	Http://www.auditor.mo.gov
Howell County	State Audit Report	June 2023	Http://www.auditor.mo.gov
Iron County	State Audit Report	April 2024	Http://www.auditor.mo.gov

**State Auditor's Reports, Oversight Evaluations, and Missouri Sunset Act Reports
Senate Bill 299**

Jackson County *	State Audit Report	May 2015	Http://www.auditor.mo.gov
Jasper County *	State Audit Report	January 2014	Http://www.auditor.mo.gov
Jefferson County *	State Audit Report	December 2013	Http://www.auditor.mo.gov
Johnson County	State Audit Report	November 2020	Http://www.auditor.mo.gov
Knox County	State Audit Report	July 2017	Http://www.auditor.mo.gov
Laclede County	State Audit Report	October 2018	Http://www.auditor.mo.gov
Lafayette County	State Audit Report	November 2013	Http://www.auditor.mo.gov
Lawrence County	State Audit Report	December 2021	Http://www.auditor.mo.gov
Lewis County	State Audit Report	December 2018	Http://www.auditor.mo.gov
Lincoln County *	State Audit Report	November 2019	Http://www.auditor.mo.gov
Linn County	State Audit Report	August 2016	Http://www.auditor.mo.gov
Livingston County	State Audit Report	August 2017	Http://www.auditor.mo.gov
Macon County	State Audit Report	August 2021	Http://www.auditor.mo.gov
Madison County	State Audit Report	November 2020	Http://www.auditor.mo.gov
Maries County	State Audit Report	October 2021	Http://www.auditor.mo.gov
Marion County	State Audit Report	November 2020	Http://www.auditor.mo.gov
McDonald County	State Audit Report	September 2021	Http://www.auditor.mo.gov
Mercer County	State Audit Report	August 2017	Http://www.auditor.mo.gov
Miller County	State Audit Report	January 2019	Http://www.auditor.mo.gov
Mississippi County	State Audit Report	November 2016	Http://www.auditor.mo.gov
Moniteau County	State Audit Report	August 2017	Http://www.auditor.mo.gov
Monroe County	State Audit Report	August 2020	Http://www.auditor.mo.gov
Montgomery County	State Audit Report	February 2024	Http://www.auditor.mo.gov
Morgan County	State Audit Report	July 2017	Http://www.auditor.mo.gov
New Madrid County	State Audit Report	December 2020	Http://www.auditor.mo.gov
Newton County *	State Audit Report	November 2020	Http://www.auditor.mo.gov
Nodaway County	State Audit Report	September 2022	Http://www.auditor.mo.gov
Oregon County	State Audit Report	September 2021	Http://www.auditor.mo.gov

**State Auditor's Reports, Oversight Evaluations, and Missouri Sunset Act Reports
Senate Bill 299**

Osage County	State Audit Report	June 2018	Http://www.auditor.mo.gov
Ozark County	State Audit Report	November 2023	Http://www.auditor.mo.gov
Pemiscot County	State Audit Report	February 2024	Http://www.auditor.mo.gov
Perry County	State Audit Report	November 2022	Http://www.auditor.mo.gov
Pettis County	State Audit Report	December 2013	Http://www.auditor.mo.gov
Phelps County	State Audit Report	June 2020	Http://www.auditor.mo.gov
Pike County	State Audit Report	November 2017	Http://www.auditor.mo.gov
Platte County *	State Audit Report	October 2021	Http://www.auditor.mo.gov
Polk County	State Audit Report	December 2016	Http://www.auditor.mo.gov
Pulaski County	State Audit Report	September 2019	Http://www.auditor.mo.gov
Putnam County	State Audit Report	October 2022	Http://www.auditor.mo.gov
Ralls County	State Audit Report	February 2022	Http://www.auditor.mo.gov
Randolph County	State Audit Report	May 2017	Http://www.auditor.mo.gov
Ray County	State Audit Report	October 2023	Http://www.auditor.mo.gov
Reynolds County	State Audit Report	June 2018	Http://www.auditor.mo.gov
Ripley County	State Audit Report	November 2016	Http://www.auditor.mo.gov
St. Charles County *	State Audit Report	October 2013	Http://www.auditor.mo.gov
St. Clair County	State Audit Report	November 2017	Http://www.auditor.mo.gov
St. Francois County *	State Audit Report	February 2009	Http://www.auditor.mo.gov
St. Louis County *	State Audit Report	September 2020	Http://www.auditor.mo.gov
St. Louis City *	State Audit Report	June 2010	Http://www.auditor.mo.gov
Ste. Genevieve County	State Audit Report	June 2017	Http://www.auditor.mo.gov
Saline County	State Audit Report	September 2013	Http://www.auditor.mo.gov
Schuyler County	State Audit Report	October 2021	Http://www.auditor.mo.gov
Scotland County	State Audit Report	October 2017	Http://www.auditor.mo.gov
Scott County	State Audit Report	August 2018	Http://www.auditor.mo.gov
Shannon County	State Audit Report	August 2018	Http://www.auditor.mo.gov

**State Auditor's Reports, Oversight Evaluations, and Missouri Sunset Act Reports
Senate Bill 299**

Shelby County	State Audit Report	June 2017	Http://www.auditor.mo.gov
Stoddard County	State Audit Report	December 2022	Http://www.auditor.mo.gov
Stone County	State Audit Report	July 2020	Http://www.auditor.mo.gov
Sullivan County	State Audit Report	November 2021	Http://www.auditor.mo.gov
Taney County	County Auditor Report	July 2014	Http://www.auditor.mo.gov
Texas County	State Audit Report	December 2022	Http://www.auditor.mo.gov
Vernon County	State Audit Report	July 2016	Http://www.auditor.mo.gov
Warren County	State Audit Report	August 2020	Http://www.auditor.mo.gov
Washington County	State Audit Report	December 2018	Http://www.auditor.mo.gov
Wayne County	State Audit Report	November 2021	Http://www.auditor.mo.gov
Webster County	State Audit Report	June 2017	Http://www.auditor.mo.gov
Worth County	State Audit Report	June 2022	Http://www.auditor.mo.gov
Wright County	State Audit Report	November 2016	Http://www.auditor.mo.gov

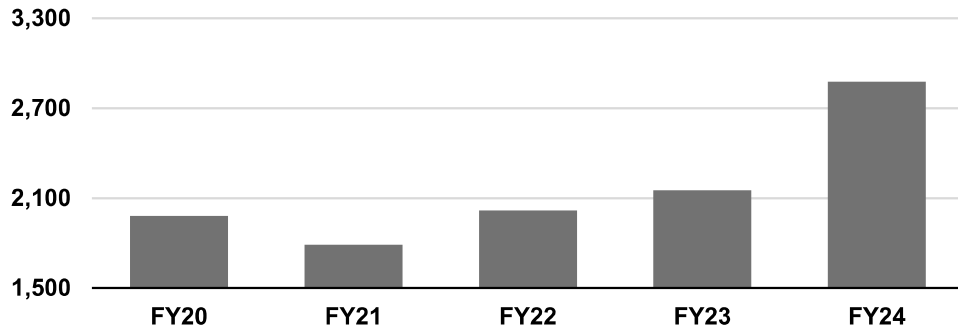
* As per §55.030 and §55.160, RSMo, a County Auditor issues audit reports for 1st and 2nd class counties, so there are no state audit reports available.

Programs Subject to Missouri Sunset Act

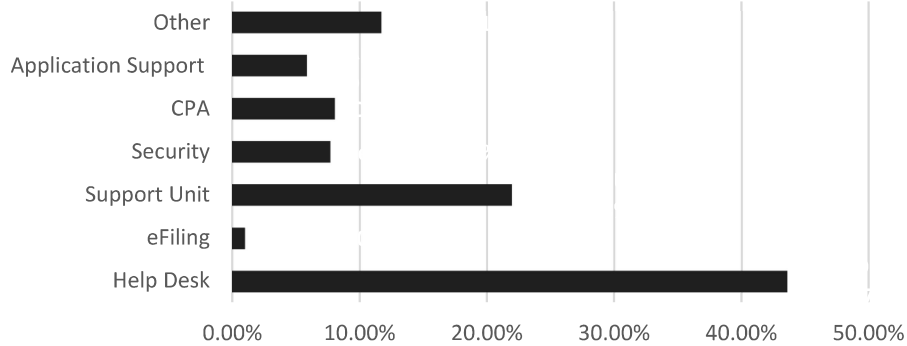
Program	Statutes Establishing	Sunset Date	Review Status
Statewide Court Automation Fund Fee	§488.027, RSMo	Removed (SB103 / 2023)	
Basic Civil Legal Services Fund	§477.650, RSMo	December 31, 2025	

Technical Assistance

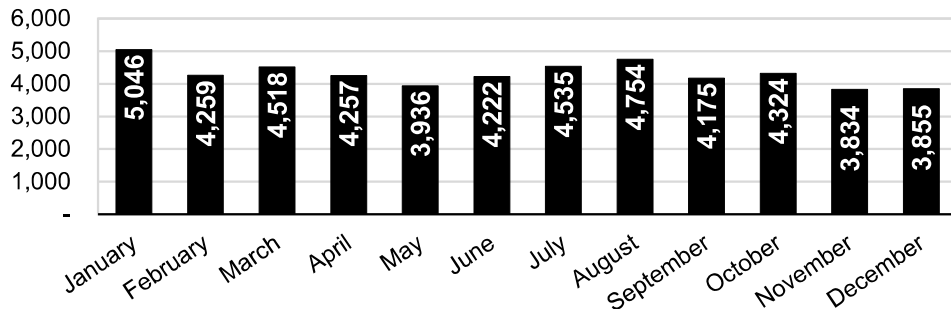
FY 2024 Judge Transfer Orders



HELP DESK CALLS FY 2024



Average Help Desk Calls for Calendar Years 2019 - 2024



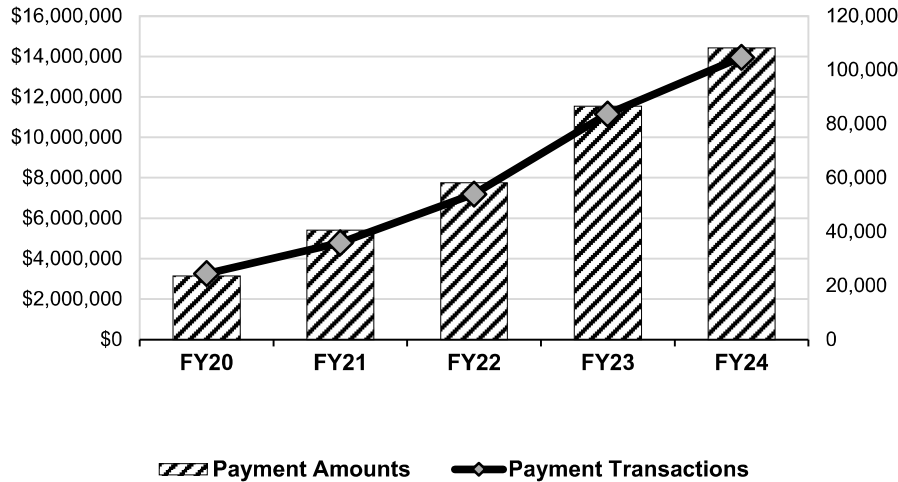
Acting under the direction of the Supreme Court of Missouri, pursuant to Article V, section 4 of the Missouri Constitution, the Office of State Courts Administrator (OSCA) is responsible for providing administrative, business and technology support services to the courts. The duties and responsibilities assigned to the state court administrator's office relate to all levels of the state court system. Some of the ways the office assists the courts include:

- Provide case processing technical support;
- Enable criminal history reporting;
- Facilitate debt collection via vendor;
- Support treatment court programs and administer treatment court funding;
- Maintain data for case disposition time standards and child permanency hearings;
- Maintain measures for juvenile services standards and administer juvenile program funding;
- Develop, maintain and update statewide case management system in all courts, along with a wide variety of other technical applications and hardware necessary for court operations;
- Fiscal support services (appropriation requests, fiscal notes, bill payment & reimbursements);
- Legal support services (e.g., updates on new legislation);
- Human resources support (payroll processing, personnel matters);
- Training for judicial personnel;
- Statistical analysis.

Court Technology Activity

Pay by Web

First Payment Processed on August 7, 2014

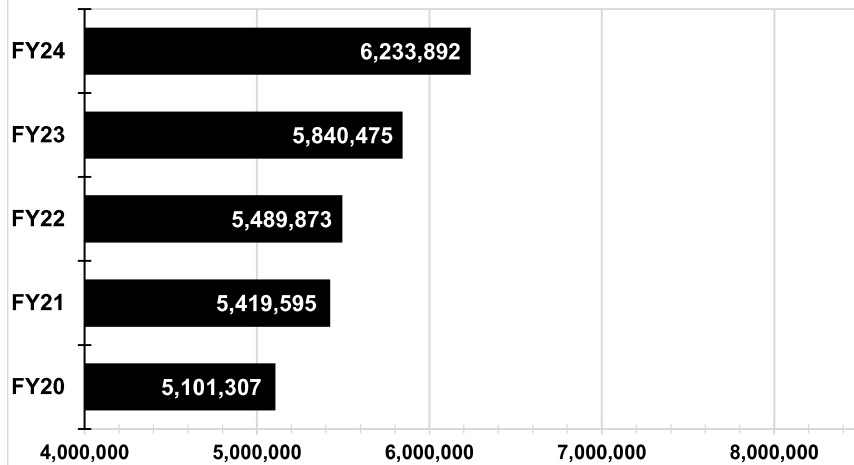


Sustain and expand technology services that render geography largely irrelevant, with greater efficiency, wider access, and enhanced accountability for the litigant and taxpayer.

- Maintain and support the computers, servers, websites, information systems, and technologies required to operate all Missouri courts by connecting 350 servers and 536 routers and switches in 224 locations, approximately 5,000 judiciary employees to share electronic information on one network and with other state systems.
- Develop and implement Show-Me Courts Enhanced Traffic and Ordinance and Show-Me Jury in the circuit courts, including the municipal divisions.
- Support Missouri Case.net, which averages 155,219,222 hits monthly, and more than 2.5 billion hits yearly.
- Add "Track This Case" to Case.net, which improves service by allowing citizens to receive an email or text about events in a particular case of interest. Currently, 422,805 users are registered with an average of 6,578 new users signing up each month.
- Generate approximately 25 million eNotices and eService emails in fiscal year 2024 through the Missouri eFiling system.
- Allow lawyers to use existing electronic court records to compile a legal file instead of paper records in the appellate courts. The Public Defenders Office is a significant beneficiary of the legal file functionality, saving the Public Defenders time and expense in their appellate filings. Postage costs are also saved due to this implementation. Taxpayer dollars are saved by eliminating the need for circuit court personnel to be involved in the process and citizens pay less in attorney fees for preparation of the legal file. The Missouri eFiling System processed 1,503 system-generated legal file filings during fiscal year 2024.
- Support video conferencing technology that allows an offender to appear before a judge for arraignment without ever leaving a secure facility. This reduces the need for transportation to court and security personnel, and increases secure containment of offenders, all of which enhance the safety of court personnel and the general public. Video Conferencing allows cost savings to county jails for not having to hold inmates while on a trip for a court appearance. Mental health hearings also use video conferencing statewide, realizing savings in time and money more productively spent on patient care.
- Develop, deploy, and maintain automated interfaces to share data with the highway patrol; attorney general's office; local prosecuting attorneys; and departments of revenue, social services, and health and senior services. Shared data populates other automated systems and meets federal and state reporting guidelines, such as criminal history and traffic disposition reporting.

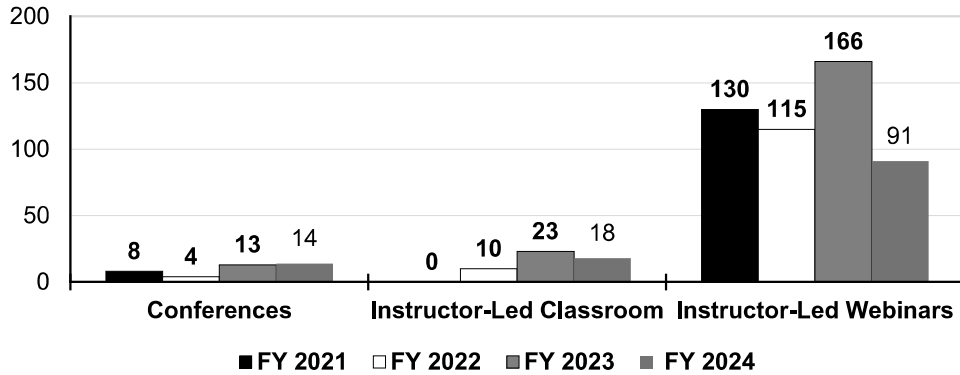
MO eFiling System - Number of Filings

Initial Pilot Started on September 1, 2011



Judicial Education Activity

Activities by Delivery Method

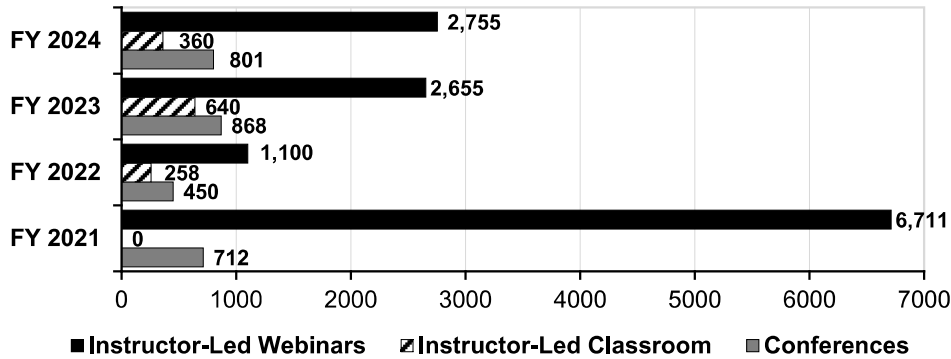


More than 6,337 state, county, and municipal judicial branch employees rely on new or continuing education and skills training funded by the Judicial Education and Training Fund. Citizens are best served when clerks, judges, and juvenile staff are well-educated and trained.

From front-line workers such as juvenile officers, detention workers, and court clerks, to municipal division employees, judicial education provides courses and programs of study tailored to meet the specific needs of both new and experienced court personnel. These courses and programs are designed to satisfy standards mandated by federal and state statutes and by Supreme Court rules. Courses provided included the following:

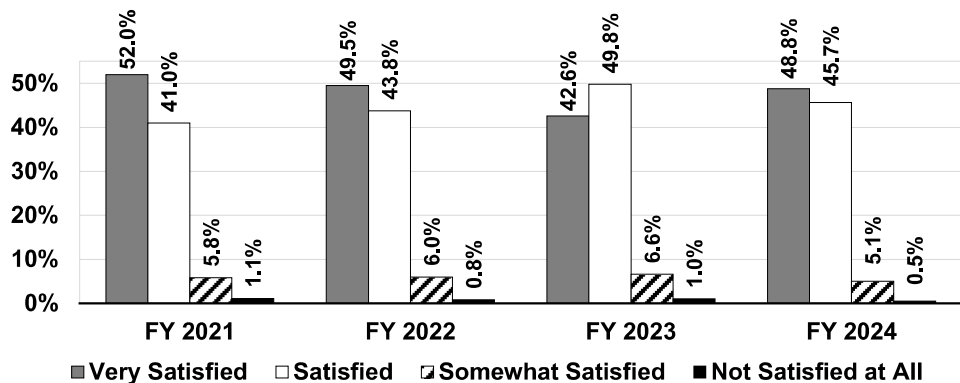
- New juvenile officer training
- Child abuse and neglect training
- Case planning and assessment
- Fundamental skills and safety for the juvenile justice professional
- Fundamental skills for detention staff faculty development
- Court clerk college
- New clerk orientation
- Case processing
- Case management software
- Jury management software
- Child support software
- Judicial College
- New judge orientation
- Trial skill seminars
- MACSS

Attendance by Delivery Method

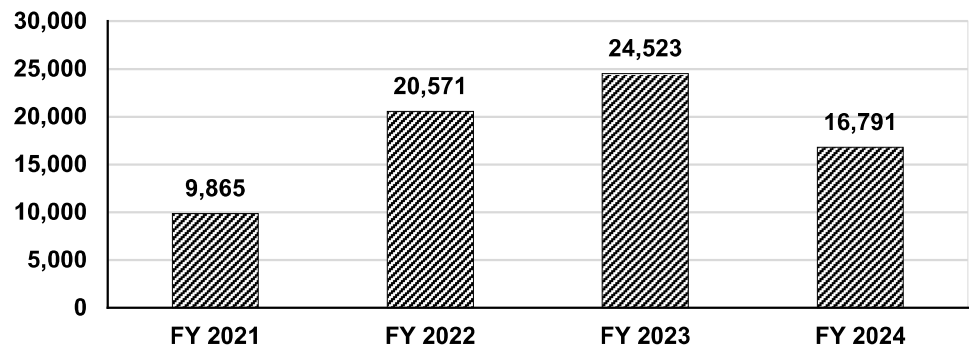


In FY21 additional Webinars were offered due to less in-person training.

Overall Satisfaction Rating



e-Learning Completions (Number of Attendees)

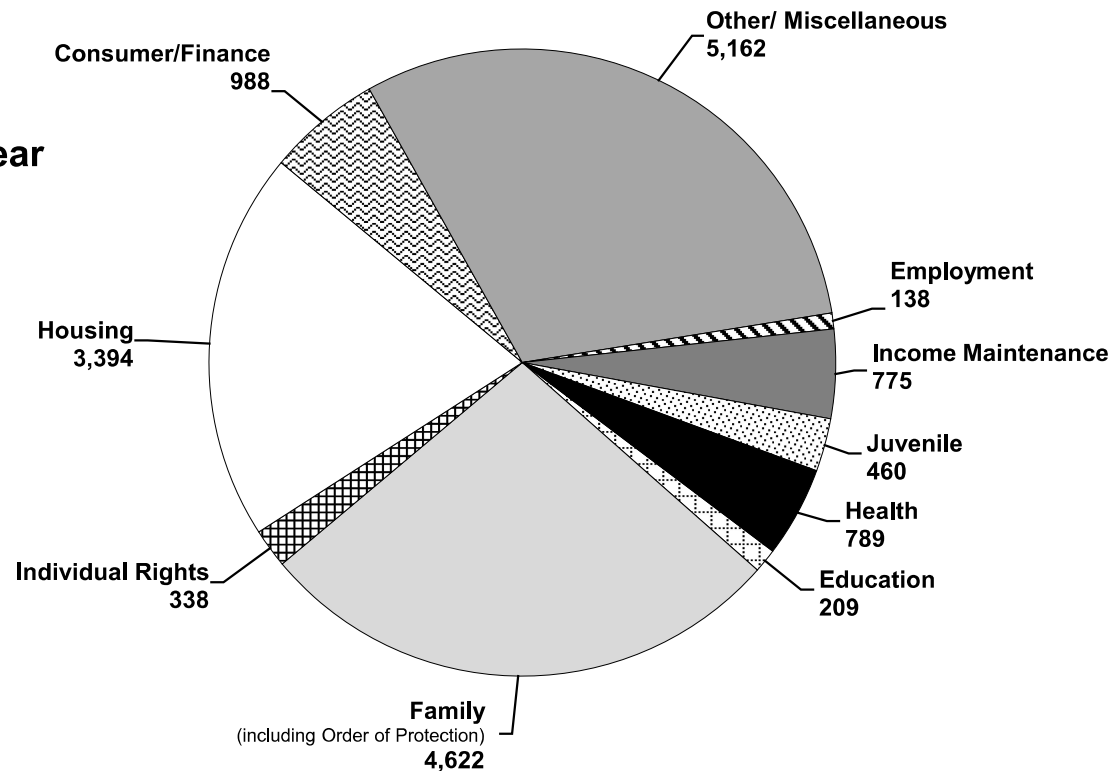


Basic Civil Legal Services

Provides funding for the Legal Aid programs

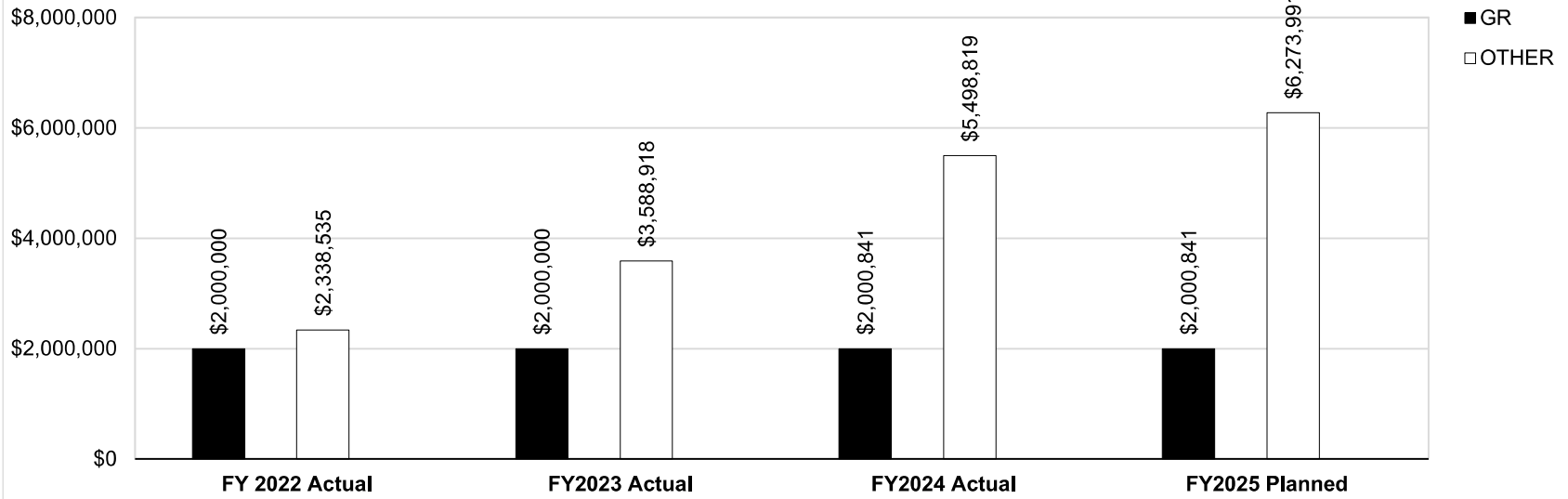
- The Basic Civil Legal Services Fund, passed in SB 447 (2003), section 477.650, RSMo., funds the work of Missouri's four Legal Aid programs, which provide access to the civil justice system to low-income Missourians (who live at or below 125% of Federal Poverty Level) to protect their fundamental legal rights.
- One of the focuses of the Legal Aid programs is to ensure that adults and children have access to medical care through the MoHealthNet system. Access to these benefits reduces the number of emergency room visits and the cost of medical care for everyone.
- Legal Aid staff win over 85% of the cases they bring to obtain access to medical care for their clients.
- There are four regional Legal Aid offices: Kansas City, St. Louis, Columbia and Springfield.
- In FY22, over \$125 million from punitive damages awarded in talc litigation in Missouri was transferred from the Tort Victims Compensation Fund into the BCLS. This represents the largest single payment into the BCLS, and this funding was paid to legal service organizations.

Cases Closed During Calendar Year 2023 (16,875 cases)

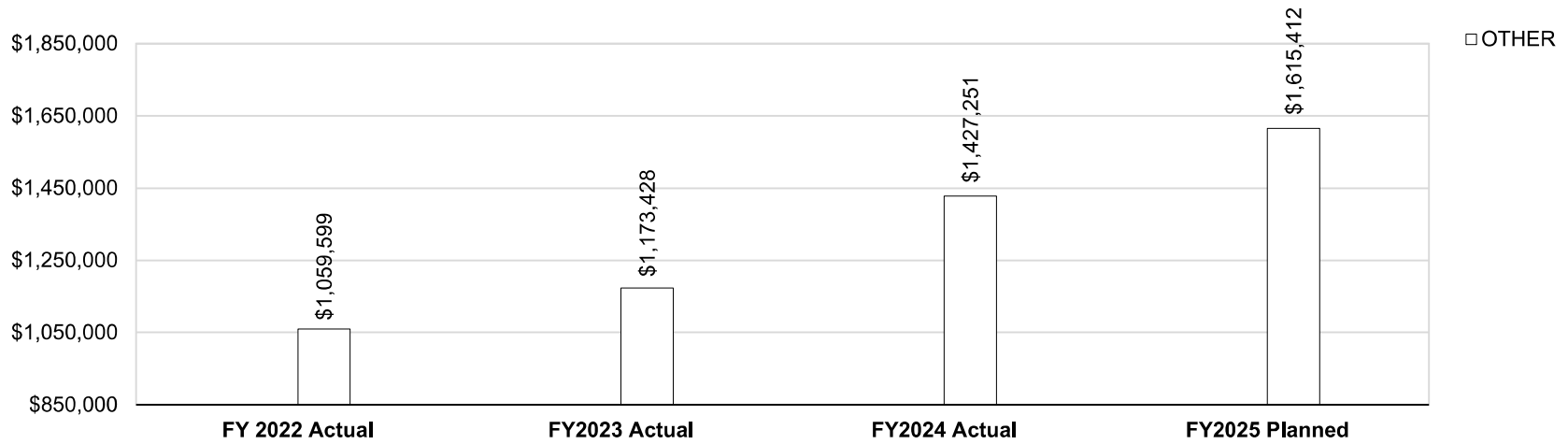


OSCA Program Expenditure History

Expenditure History - Court Automation

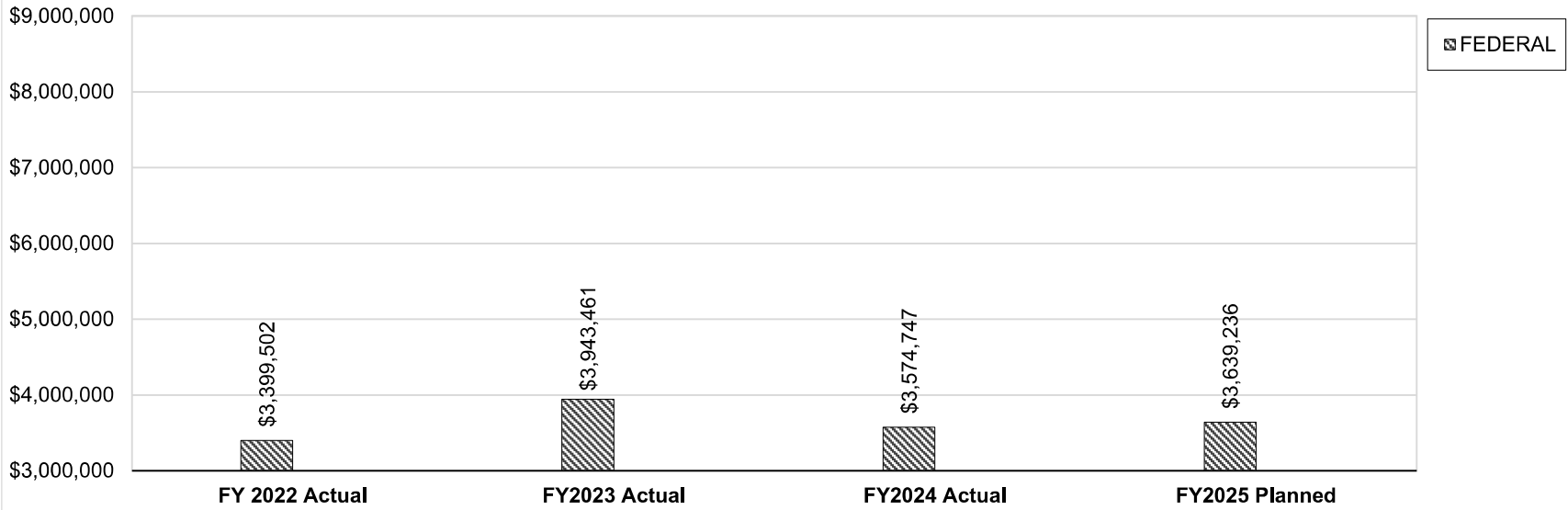


Expenditure History - Judicial Education

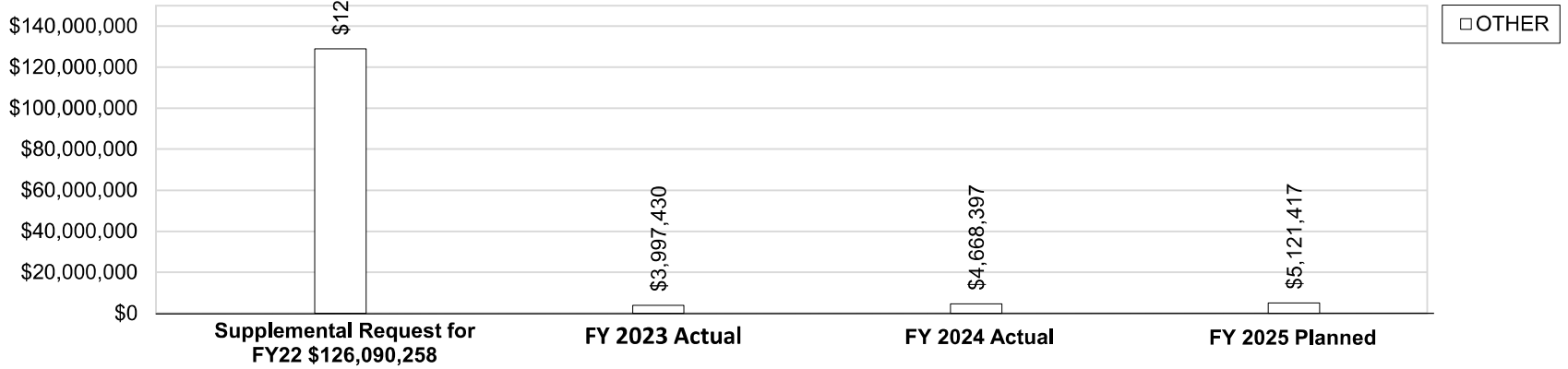


OSCA Program Expenditure History

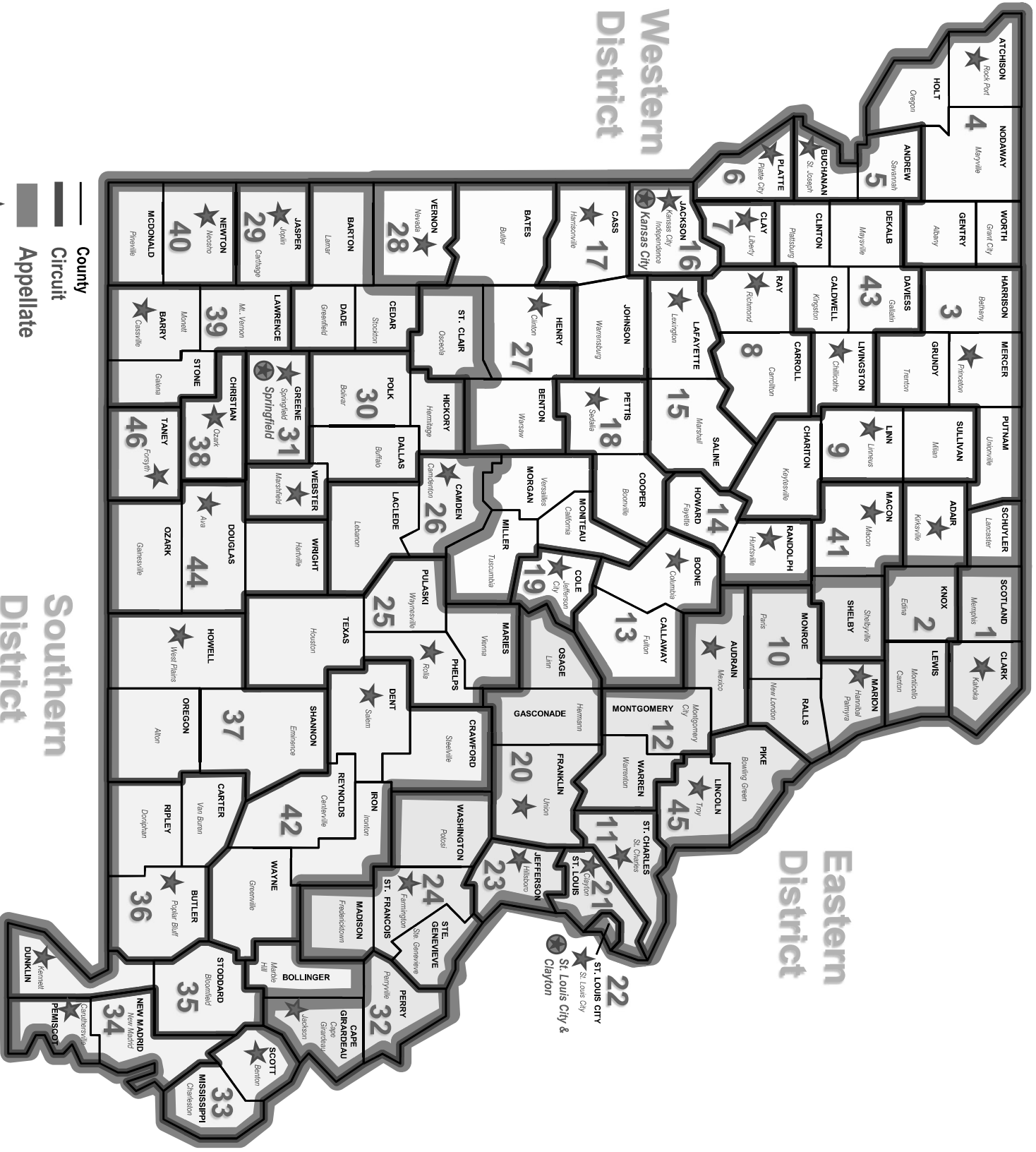
Expenditure History - Court Improvement Projects



Expenditure History - Basic Civil Legal Services



Missouri's 46 Judicial Circuits and 3 Appellate Districts



- County
- Circuit
- Appellate
- Location of PJ for Circuit
- Court of Appeals

Southern District

Western District

Eastern District

**FISCAL YEAR 2026
COURT OF APPEALS
CORE BY DISTRICT**

PERSONAL SERVICE:

District	Appellate	Judges	Judicial Admin. Assistants		Law Clerks		Clerk		Staff Counsel		Other Staff		Total	Personal Service
Western District	11.00	\$1,956,913	6.00	\$302,976	22.00	\$1,368,190	1.00	\$112,213	1.00	\$92,345	13.50	\$730,323	54.50	\$4,562,960
Eastern District	14.00	\$2,490,617	14.00	\$668,672	28.00	\$1,702,766	1.00	\$110,507	1.00	\$74,803	17.75	\$984,250	75.75	\$6,031,615
Southern District	7.00	\$1,245,308	7.00	\$352,381	14.00	\$930,965	1.00	\$112,063	1.00	\$92,290	7.60	\$465,448	37.60	\$3,198,455
TOTAL	32.00	\$5,692,838	27.00	\$1,324,029	64.00	\$4,001,921	3.00	\$334,783	3.00	\$259,438	38.85	\$2,180,021	167.85	\$13,793,030

EXPENSE AND EQUIPMENT:

District	Travel	Utilities, Janitorial, & M&R Services *	Library & Research	Equipment	Other	Total Expense & Equipment
Western District	\$47,998	\$134,000	\$177,486	\$59,372	\$52,629	\$471,485
Eastern District	\$30,538	\$5,326	\$134,520	\$109,796	\$195,427	\$475,607
Southern District	\$27,250	\$1,921	\$97,500	\$95,598	\$97,300	\$319,569
TOTAL	\$105,786	\$141,247	\$409,506	\$264,766	\$345,356	\$1,266,661

* The Western District is the only district of the Court of Appeals that has its own building. Therefore, the Western District pays expenses out of its budget that are subsumed within the building lease payments made by OA on behalf of the other districts.

TOTAL CORE REQUEST:

Western District	\$5,034,445
Eastern District	\$6,507,222
Southern District	\$3,518,024
TOTAL - COURT OF APPEALS	<u>\$15,059,691</u>

**FISCAL YEAR 2026
COURT OF APPEALS
CORE AND NEW DECISION ITEMS**

DEPARTMENT FY 2026 REQUESTS:

Item	Western District	Eastern District	Southern District	Total
Core	\$ 5,034,445	\$ 6,507,222	\$ 3,518,024	\$ 15,059,691
Constitutional Mandate FY 26	\$ 35,332	\$ 44,968	\$ 22,484	\$ 102,784
Constitutional Mandate FY 19-22	\$ 114,026	\$ 145,124	\$ 72,562	\$ 331,712
Chief Deputy Clerk for Western District	\$ 20,826	\$ -	\$ -	\$ 20,826
Total Request	\$ 5,204,629	\$ 6,697,314	\$ 3,613,070	\$ 15,515,013

GOVERNOR FY 2026 RECOMMENDATIONS:

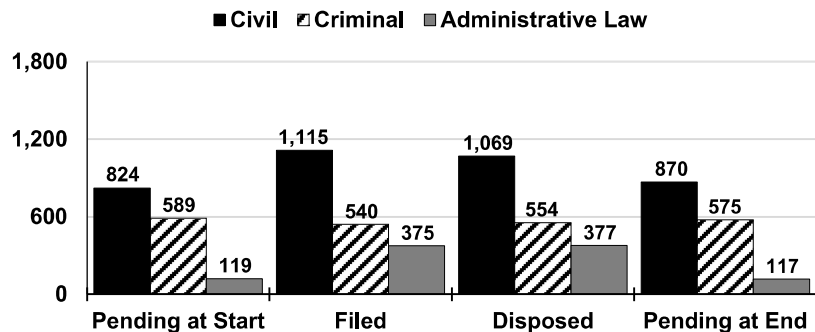
Item	Western District	Eastern District	Southern District	Total
Core	\$ 5,034,445	\$ 6,507,222	\$ 3,518,024	\$ 15,059,691
Constitutional Mandate FY 26	\$ 35,332	\$ 44,968	\$ 22,484	\$ 102,784
	\$ -	\$ -	\$ -	\$ -
	\$ -	\$ -	\$ -	\$ -
Total Request	\$ 5,069,777	\$ 6,552,190	\$ 3,540,508	\$ 15,162,475

Court of Appeals FY 2024 Activity

Caseload Activity

Non-Caseload Activity

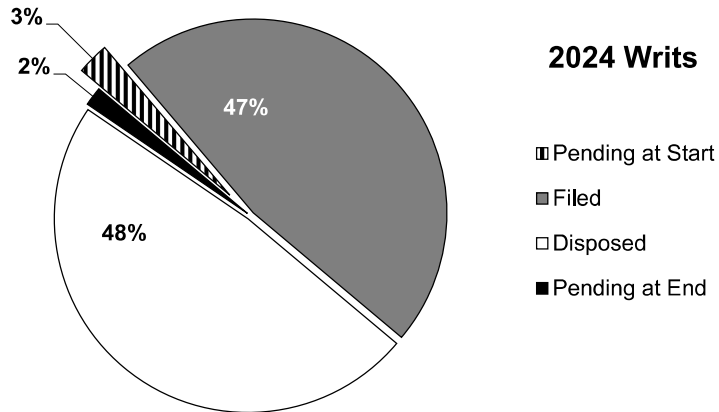
2024 Appeals



In addition to handling cases filed in our courts, appellate judges are actively involved in improving the efficient and effective administration of justice throughout the state.

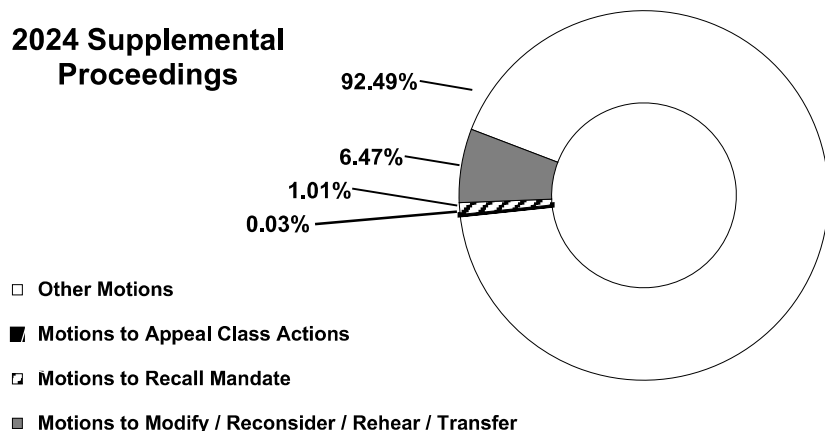
- Missouri's appellate judges contribute to judicial effectiveness through participation in and leading a number of statutory and Supreme Court committees, commissions, and taskforces, which are designed to promote the administration of justice. These include: Missouri Court Automation Committee, State Judicial Records Committee, Judicial Education Committee, Appellate and Civil Rule committees, Committee on Criminal Procedures and Instructions, Commission on Racial and Ethnic Fairness, Civil Education Committee, Joint Commission on Women in the Profession, Family Law Committee, Commission on Retirement, Removal and Discipline, and Commission on Civil Justice Reform. Furthermore, Missouri appellate judges serve on national committees and in organizations that seek to improve the administration of justice beyond the borders of our state, including the National Center for Courts and the National Conference of Bar Examiners.

2024 Writs



- Missouri's appellate judges provide free and frequent civic education by speaking at community, civic, legal, and educational functions. This public outreach complements access to the courts initiatives such as Case.net and Track This Case.
- In 2012, through the efforts of the judges, court staff, and representatives of the Office of State Courts Administrator, the three districts of the Court of Appeals implemented electronic filing. Since that time, we have continued to improve and refine the electronic filing system. For example, we have added popular features like "Track This Case," which allows approximately 100,000 citizens to follow cases of interest. In January 2018, we also implemented a new system that allows lawyers to use existing court records to electronically compile a legal file without having to copy and scan certified paper records. This saves taxpayers dollars by eliminating the need for circuit court personnel to assist in this process, and it reduces attorney's fees by dramatically decreasing the time to prepare a legal file.

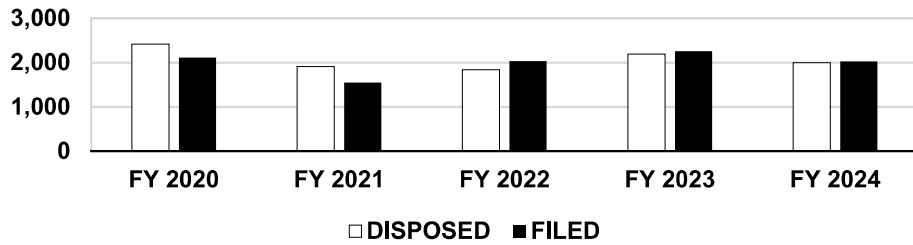
2024 Supplemental Proceedings



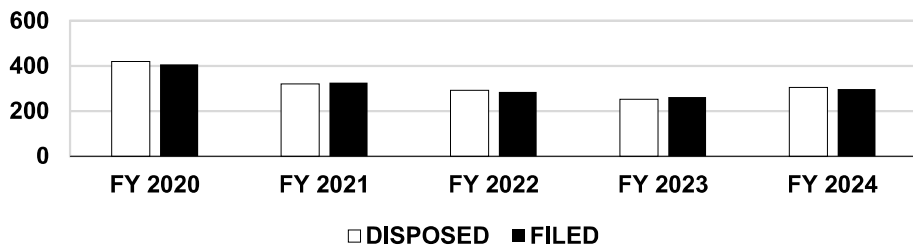
- The chief judge of the Western District chairs the 6th, 7th and 16th Judicial Circuit commissions. The chief judge of the Eastern District chairs the 21st and 22nd Judicial Circuit commissions. The chief judge of the Southern District chairs the 31st Judicial Circuit Commission. These commissions submit panels to the Governor for appointment of associate and circuit court judges for the respective circuits.
- To increase accessibility to the judicial process, the three districts of the Court of Appeals conduct special dockets at dozens of locations outside of our respective courthouses. These dockets are conducted at colleges, universities, law schools, county courthouses, and other public places in our communities. The goal is to serve the needs of our citizens who would not otherwise have the opportunity to see their appellate court in action.

Court of Appeals Workload History

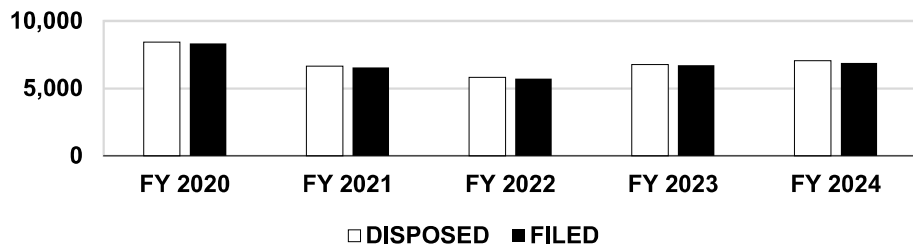
Appeals



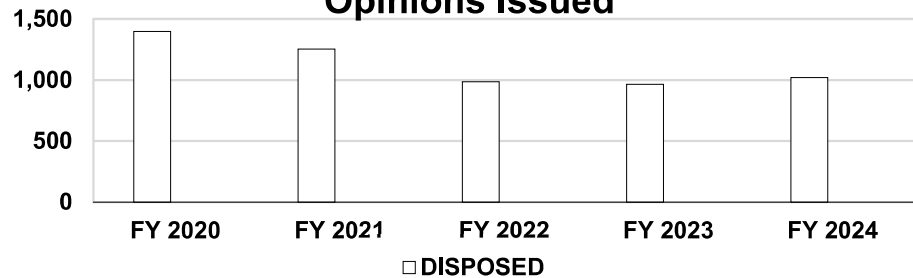
Writs



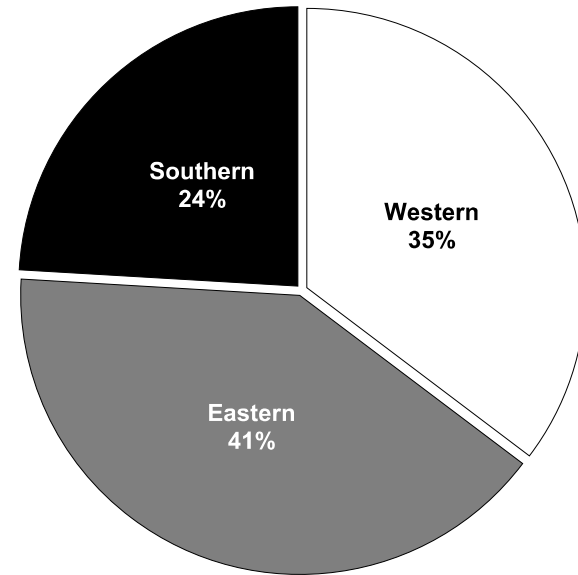
Motions



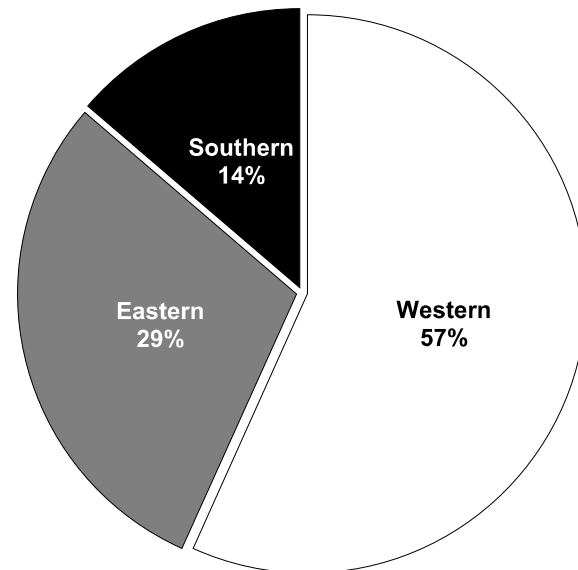
Opinions Issued



Missouri's Population by District

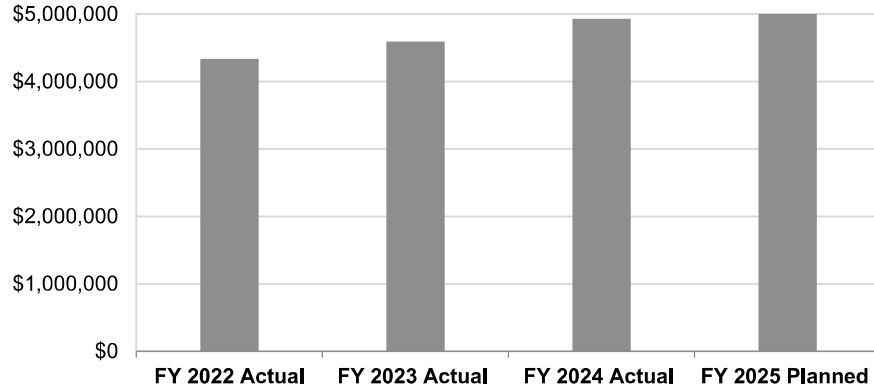


Inmate Operating Capacity by District

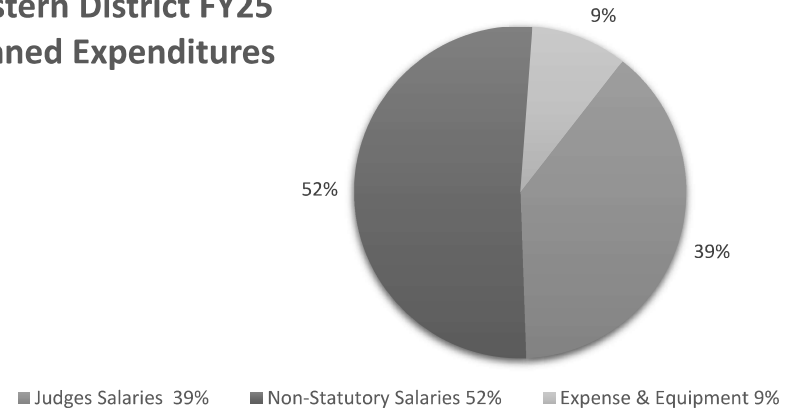


Court of Appeals Expenditure History

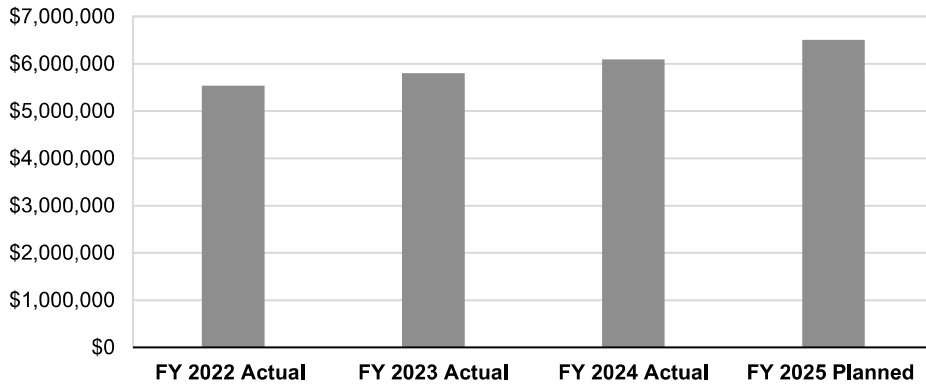
Expenditure History - Western District



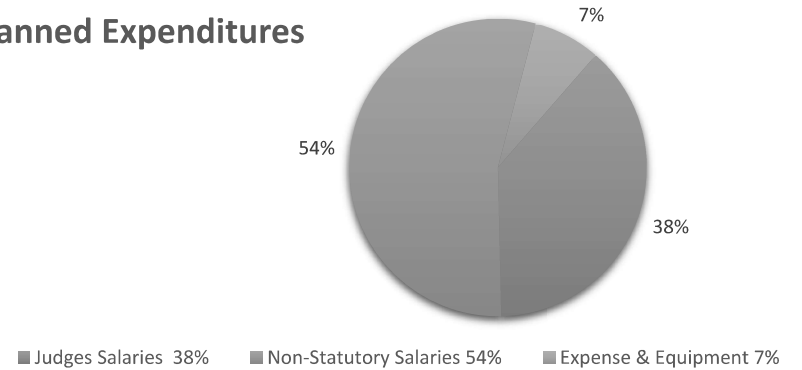
Western District FY25 Planned Expenditures



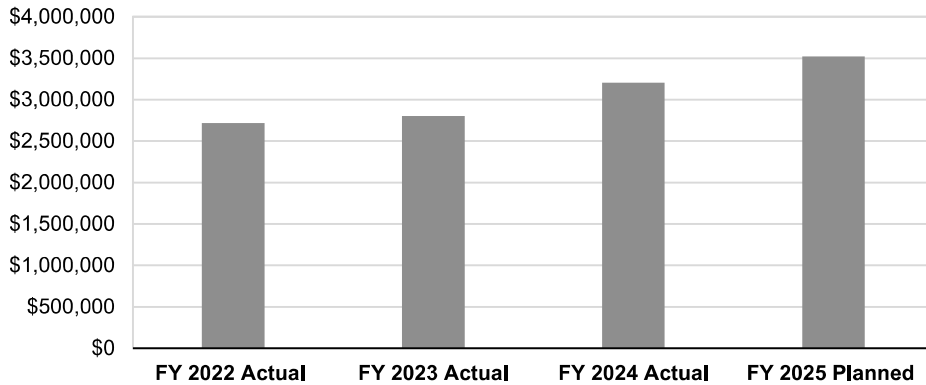
Expenditure History - Eastern District



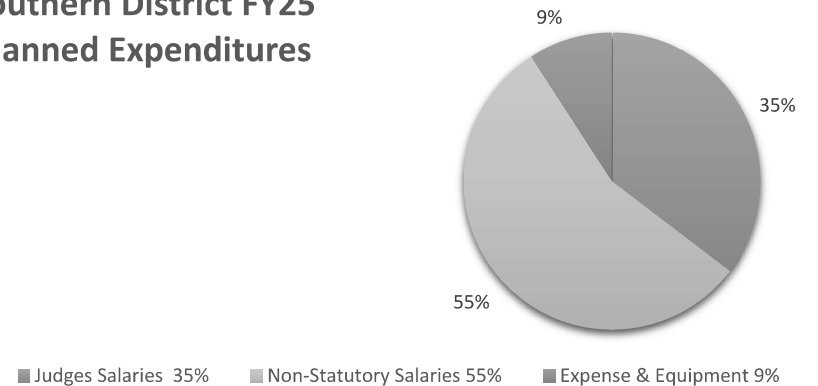
Eastern District FY25 Planned Expenditures



Expenditure History - Southern District



Southern District FY25 Planned Expenditures



FY 2025 CORE (As of August 1, 2024)
CIRCUIT COURT PERSONAL SERVICES BUDGET BY CIRCUIT

CIR	CIRCUIT JUDGES		ASSOCIATE CIRCUIT JUDGES & COMMISSIONERS		COURT REPORTERS		CIRCUIT CLERKS		JUVENILE STAFF		CIRCUIT COURT PERSONNEL FY23 CORE		TOTAL ALL FTE, ALL FUNDS		CIR
1	1.00	177,609	3.00	490,200	1.00	72,516	3.00	211,695	5.000	240,261	8.6501	362,818	21.6501	1,555,098	1
2	1.00	177,609	3.00	490,200	1.00	72,516	3.00	211,695	42.000	1,780,037	15.5241	714,566	65.5241	3,446,623	2
3	1.00	177,609	4.00	653,600	1.00	89,642	4.00	282,260	6.000	310,163	11.5500	456,754	27.5500	1,970,027	3
4	1.00	177,609	5.00	817,000	1.00	72,516	5.00	352,825	7.000	364,348	13.4864	534,367	32.4864	2,318,665	4
5	4.00	710,436	3.00	490,200	4.00	367,232	2.00	159,895	43.200	1,820,992	30.3000	1,302,097	86.5000	4,850,853	5
6	3.00	532,827	3.00	490,200	3.00	221,354	1.00	89,330	-	0	28.7328	1,188,838	38.7328	2,522,549	6
7	4.00	710,436	5.00	817,000	4.00	364,972	1.00	89,330	-	0	49.2250	2,066,553	63.2250	4,048,291	7
8	1.00	177,609	2.00	326,800	1.00	82,619	2.00	141,130	3.000	143,599	8.2397	351,496	17.2397	1,223,253	8
9	1.00	177,609	3.00	490,200	1.00	72,516	3.00	211,695	5.000	250,918	10.6500	460,882	23.6500	1,663,819	9
10	1.00	177,609	3.00	490,200	1.00	72,516	4.00	299,786	7.400	356,303	15.2463	611,406	31.6463	2,007,819	10
11	6.00	1,065,655	10.00	1,633,999	6.00	484,804	1.00	89,330	-	0	63.8710	2,693,244	86.8710	5,967,032	11
12	1.00	177,609	4.00	653,600	1.00	72,516	3.00	211,695	9.500	450,625	22.5637	998,779	41.0637	2,564,823	12
13	5.00	888,046	8.00	1,307,199	5.00	416,325	2.00	169,903	41.000	1,885,297	63.2000	2,789,417	124.2000	7,456,187	13
14	1.00	177,609	2.00	326,800	1.00	97,486	2.00	147,632	6.250	294,096	13.2910	533,913	25.5410	1,577,535	14
15	1.00	177,609	4.00	653,600	1.00	76,323	2.00	161,146	5.500	260,739	16.4764	689,230	29.9764	2,018,647	15
16	19.00	3,374,573	19.00	3,118,808	19.00	1,522,394	1.00	94,674	-	0	167.9400	7,083,873	225.9400	15,194,322	16
17	2.00	355,218	6.00	980,400	2.00	148,838	2.00	169,903	34.000	1,335,992	37.5554	1,553,372	83.5554	4,543,723	17
18	1.00	177,609	3.00	490,200	1.00	82,619	2.00	151,138	6.000	305,878	22.7901	958,457	35.7901	2,165,901	18
19	4.00	710,436	2.00	326,800	4.00	357,129	1.00	89,330	-	0	32.6806	1,382,453	43.6806	2,866,148	19
20	2.00	355,218	5.00	817,000	2.00	148,838	3.00	230,460	10.000	469,136	35.6671	1,469,235	57.6671	3,489,887	20
21	22.00	3,907,401	22.00	3,609,007	22.00	1,789,289	1.00	89,330	-	0	205.0000	8,839,222	272.0000	18,234,249	21
22	24.00	4,262,619	12.00	1,975,008	24.00	2,008,866	1.00	144,044	-	0	139.0211	5,981,474	200.0211	14,372,012	22
23	6.00	1,065,655	6.00	980,400	6.00	501,204	1.00	89,330	2.000	91,929	54.2285	2,248,012	75.2285	4,976,529	23
24	2.00	355,218	6.00	980,400	2.00	162,157	4.00	301,025	30.250	1,313,909	38.2000	1,607,179	82.4500	4,719,888	24
25	2.00	355,218	6.00	980,400	2.00	165,965	4.00	282,260	16.000	751,624	45.4037	1,984,088	75.4037	4,519,555	25
26	3.00	532,827	7.00	1,143,799	3.00	250,131	5.00	371,590	28.500	1,244,961	43.9120	1,822,204	90.4120	5,365,513	26
27	1.00	177,609	3.00	490,200	1.00	82,619	3.00	211,695	10.000	477,441	16.4168	687,508	34.4168	2,127,072	27
28	1.00	177,609	4.00	653,600	1.00	97,486	4.00	282,260	7.000	351,053	16.4050	709,223	33.4050	2,271,231	28
29	3.00	532,827	5.00	817,000	3.00	250,131	1.00	94,674	-	0	37.6250	1,578,681	49.6250	3,273,313	29
30	1.00	177,609	7.00	1,143,799	1.00	72,516	5.00	352,825	9.000	460,191	28.0365	1,174,164	51.0365	3,381,104	30
31	7.00	1,243,264	12.00	1,960,799	7.00	538,646	1.00	89,330	-	0	77.6614	3,336,575	104.6614	7,168,614	31
32	2.00	355,218	4.00	653,600	2.00	145,031	3.00	230,460	17.000	834,972	30.8000	1,336,702	58.8000	3,555,983	32

FY 2025 CORE (As of August 1, 2024)
CIRCUIT COURT PERSONAL SERVICES BUDGET BY CIRCUIT

CIR	CIRCUIT JUDGES		ASSOCIATE CIRCUIT JUDGES & COMMISSIONERS		COURT REPORTERS		CIRCUIT CLERKS		JUVENILE STAFF		CIRCUIT COURT PERSONNEL FY23 CORE		TOTAL ALL FTE, ALL FUNDS		CIR
33	1.00	177,609	4.00	653,600	1.00	97,486	2.00	141,130	28.000	1,202,975	22.6500	988,585	58.6500	3,261,384	33
34	1.00	177,609	3.00	490,200	1.00	72,516	2.00	141,130	8.500	412,409	16.8000	707,175	32.3000	2,001,039	34
35	1.00	177,609	5.00	817,000	1.00	72,516	2.00	141,130	29.175	1,271,124	28.0227	1,195,949	66.1977	3,675,328	35
36	1.00	177,609	3.00	490,200	1.00	76,323	2.00	141,130	10.000	419,860	24.0233	996,984	41.0233	2,302,106	36
37	1.00	177,609	5.00	817,000	1.00	82,619	4.00	282,260	8.500	430,820	23.2242	963,682	42.7242	2,753,990	37
38	2.00	355,218	2.00	326,800	2.00	148,838	1.00	89,330	9.000	437,694	23.0000	976,861	39.0000	2,334,742	38
39	2.00	355,218	6.00	980,400	2.00	170,001	3.00	211,695	9.000	443,857	32.1208	1,347,834	54.1208	3,509,005	39
40	2.00	355,218	3.00	490,200	2.00	145,031	2.00	151,138	9.500	452,066	27.2230	1,141,841	45.7230	2,735,495	40
41	1.00	177,609	2.00	326,800	1.00	89,642	2.00	141,130	6.000	302,486	7.0031	293,158	19.0031	1,330,825	41
42	2.00	355,218	6.00	980,400	2.00	170,001	5.00	352,825	6.000	292,283	26.0140	1,092,166	47.0140	3,242,892	42
43	2.00	355,218	5.00	817,000	2.00	180,105	5.00	352,825	7.000	324,460	19.0504	806,215	40.0504	2,835,823	43
44	1.00	177,609	3.00	490,200	1.00	76,323	3.00	211,695	23.250	978,082	15.6000	652,129	46.8500	2,586,038	44
45	1.00	177,609	3.00	490,200	1.00	72,516	2.00	151,138	6.000	283,170	21.3966	831,783	34.3966	2,006,415	45
46	1.00	177,609	2.00	326,800	1.00	97,486	1.00	89,330	7.000	340,631	20.2421	856,171	32.2421	1,888,026	46
Senior Judges			5.0000	141,947									5.0000	141,947	
Other											6.0000	475,284	6.0000	475,284	
Statewide Unallocated							0				86.4521	3,081,358	86.45	3,081,358	
TOTAL	153.00	27,174,195	248.00	39,890,755	153.00	12,511,109	116.00	8,701,563	517.525	23,386,383	1,799.1720	75,913,955	2986.70	187,577,961	

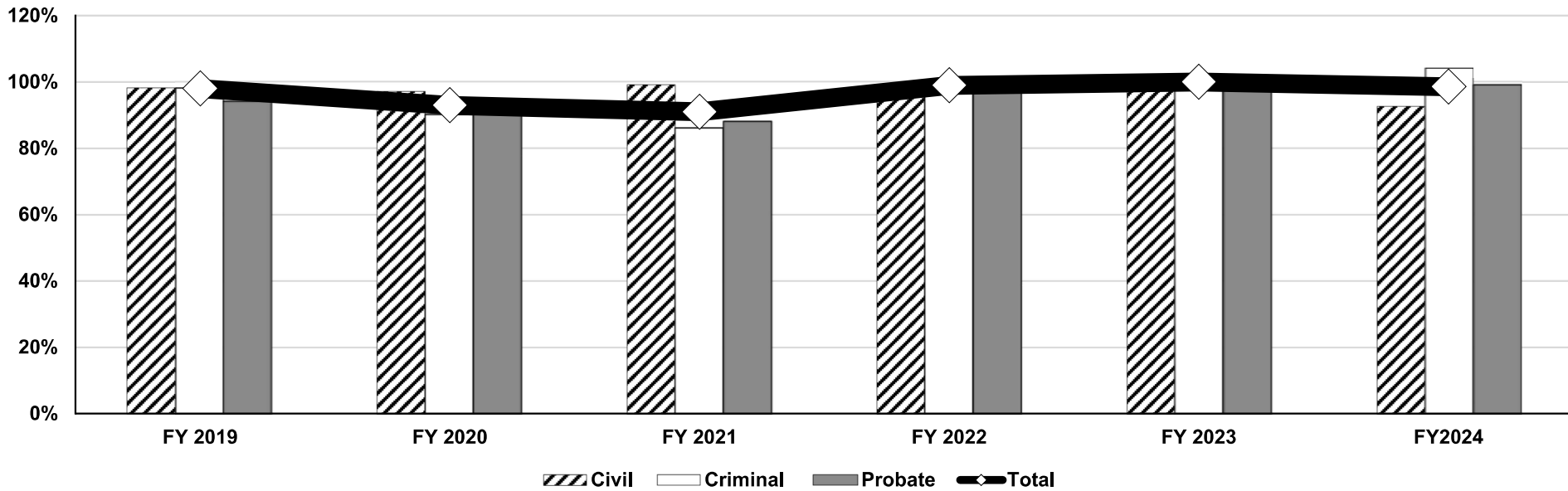
Statutory salaries total \$85,832,633 and 680 FTE, or 46% and 23%, respectively. Non-statutory salaries total \$101,745,328 and 2306.70 FTE, or 54% and 77%, respectively. Flexibility was used for funding pay increases for judges.

7th Circuit: 1 family court commissioner @ \$163,400 is included with associate circuit judges.
11th Circuit: 1 probate commissioner @ \$163,400 is included with associate circuit judges.
13th Circuit: 1 family court commissioner and 1 treatment court commissioner @ \$326,800 is included with associate circuit judges.
16th Circuit: 1 probate commissioner @ \$177,609 is included with the circuit judges; 6 family court commissioners, 1 treatment court commissioner and 1 deputy probate commissioner totaling \$1,484,809 are included with associate circuit judges.
21st Circuit: 1 probate commissioner @ \$177,609 is included with the circuit judges; 5 family court commissioners, 1 deputy probate commissioner and 1 treatment court commissioner totaling \$1,321,409 are included with associate circuit judges
22nd Circuit: 1 probate commissioner @ \$177,609 is included with the circuit judges; 1 family court commissioners, 2 treatment court commissioners and 1 deputy probate commissioner are included with associate circuit judges totaling \$831,209.
24th Circuit: 1 treatment court commissioner @ \$163,400 is included with associate circuit judges.
29th Circuit: 1 family court commissioner and 1 treatment court commissioner @ \$326,800 is included with associate circuit judges.
31st Circuit: 4 family court commissioners, 1 treatment court commissioner and 1 probate commissioner are included with associate circuit judges totaling \$980,400.
33rd Circuit: 1 treatment court commissioner @ \$163,400 is included with associate circuit judges.
35th Circuit: 1 treatment court commissioner @ \$163,400 is included with associate circuit judges.
42nd Circuit: 1 treatment court commissioner @ \$163,400 is included with associate circuit judges.

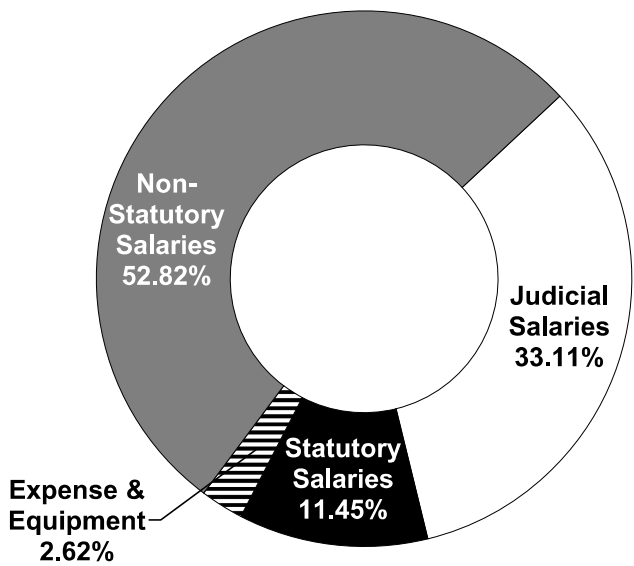
Trial Courts Activity

Provides adjudication of circuit court cases

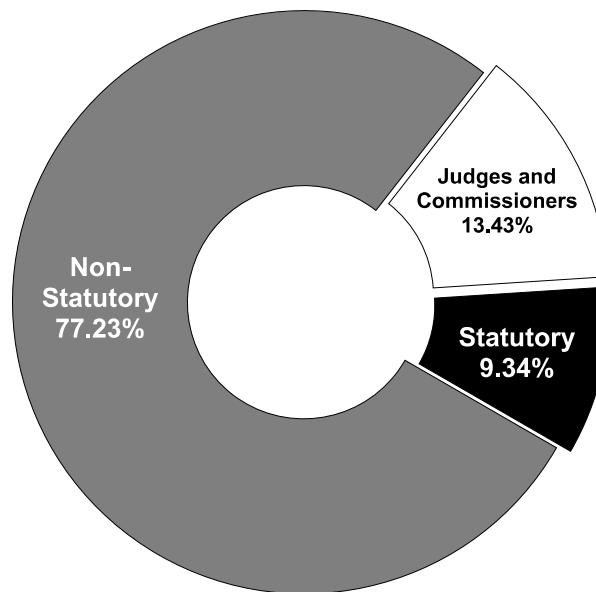
Clearance Rates: FY19 - FY24



FY25 Planned Expenditures

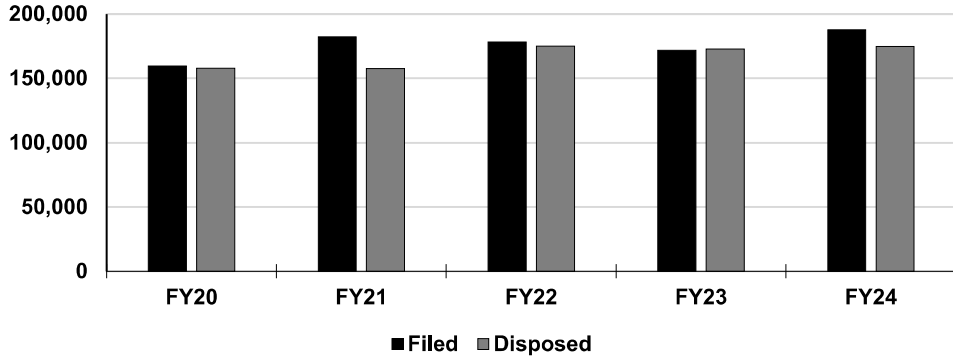


FY 25 FTE Breakdown

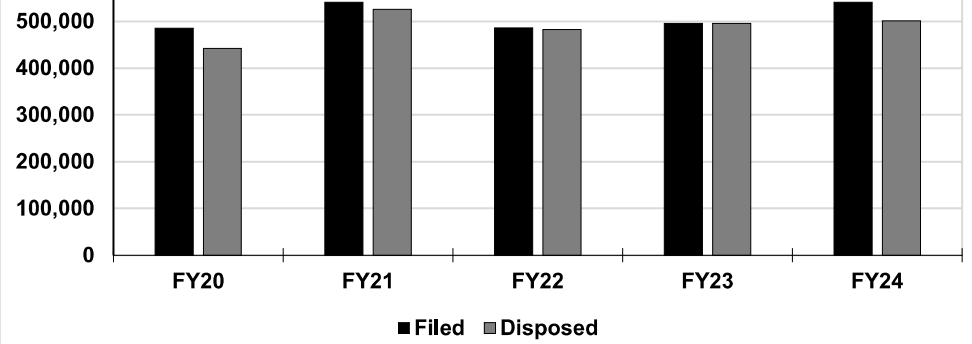


Circuit Court Workload History

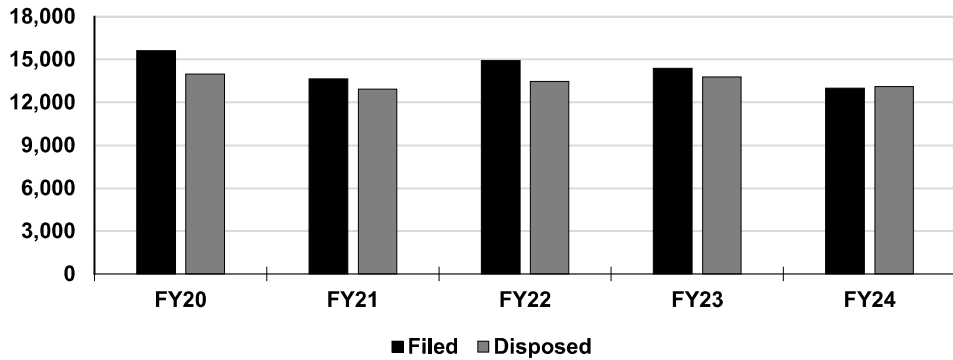
Circuit Cases



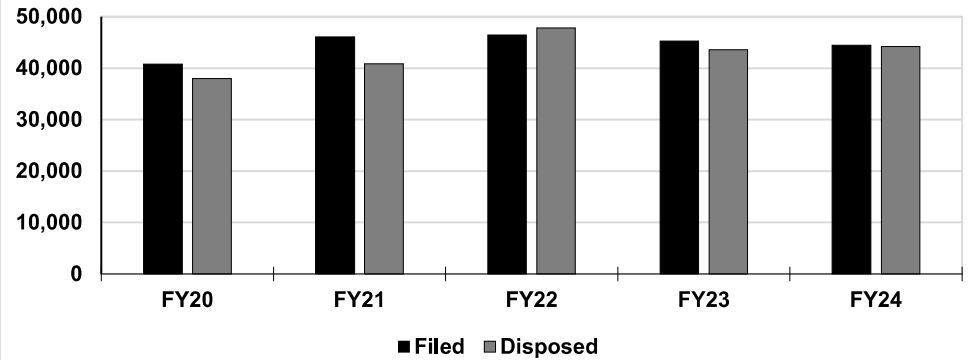
Associate Cases



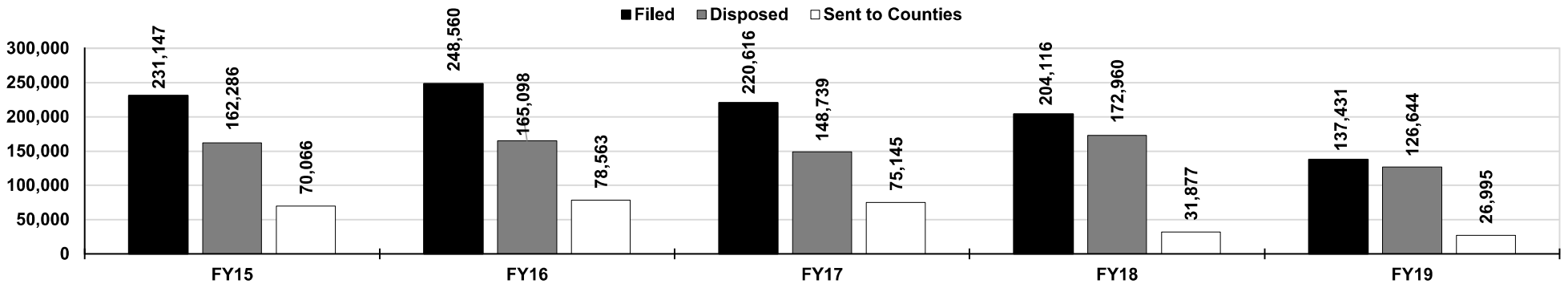
Juvenile Cases



Probate Cases



Fine Collection Center

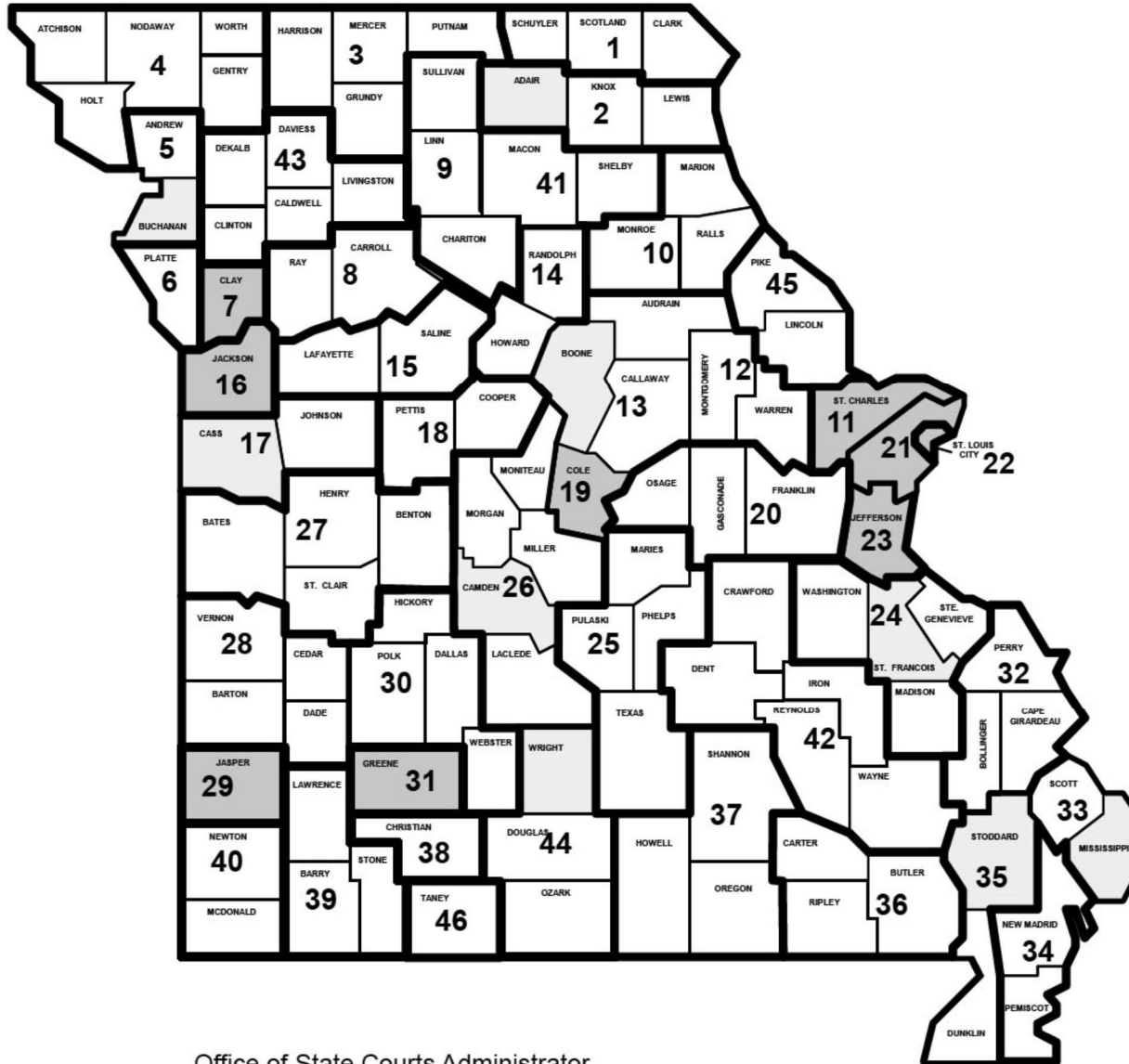


Missouri's Juvenile Secure Detention Facility Locations

January 2024

46 Judicial Circuits
18 Secure Detention Sites

○ 9 Receiving state funding for FTE's
● 9 Not receiving state funding for FTE's



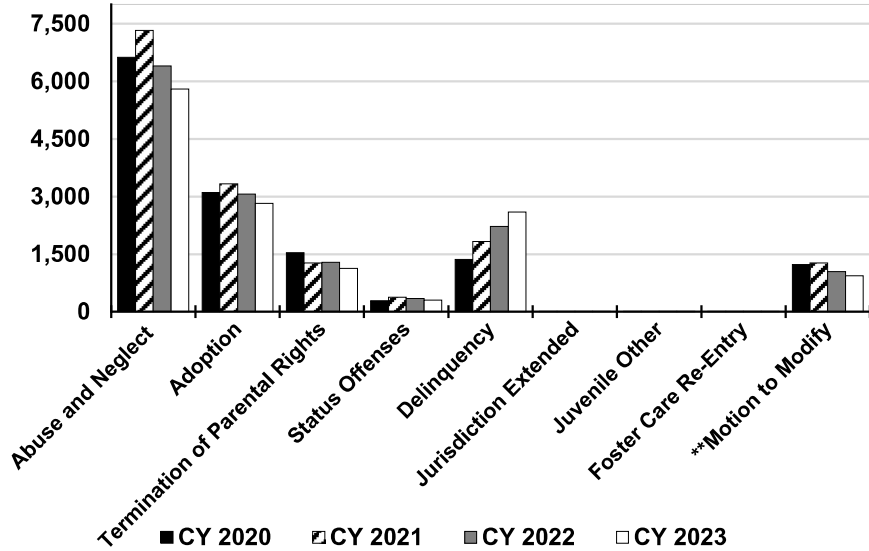
Office of State Courts Administrator
P.O. Box 104480
2112 Industrial Drive
Jefferson City, MO 65110

Juvenile Justice Activity

Provides supervision for youth and safer communities.

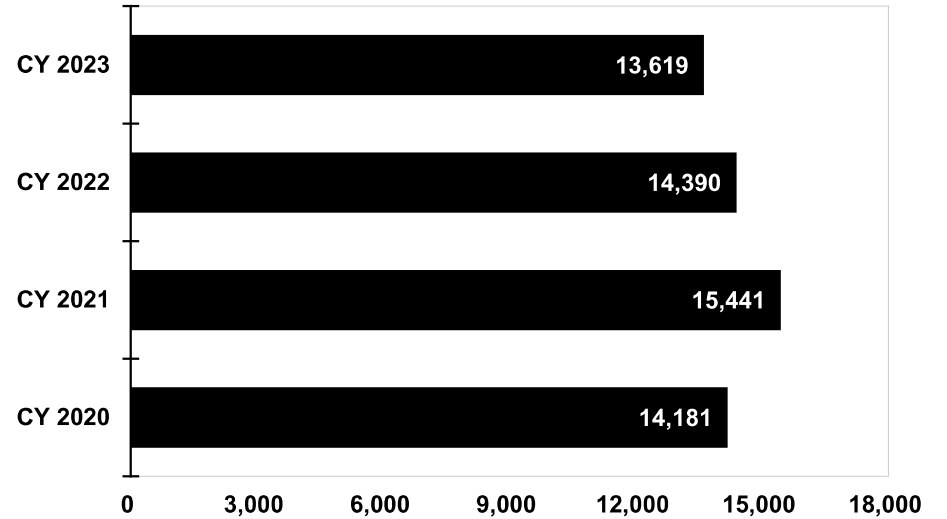
Formal Case Filings for all 46 Circuits

by Type



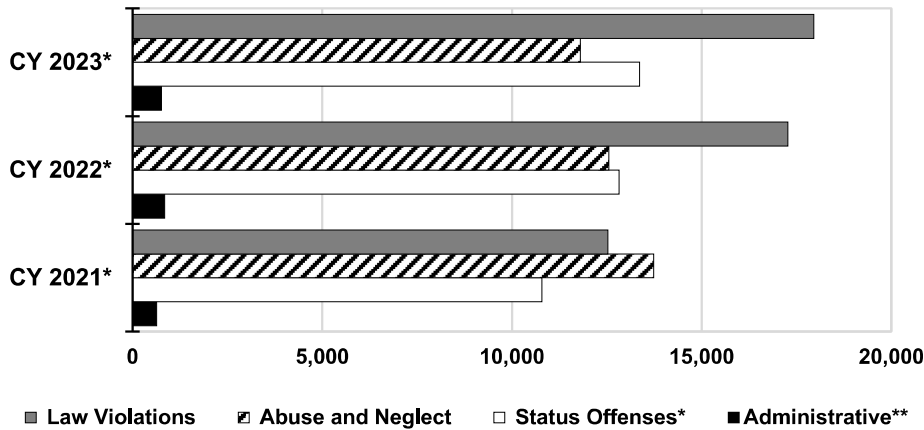
Formal Case Filings for All 46 Circuits

by Calendar Year



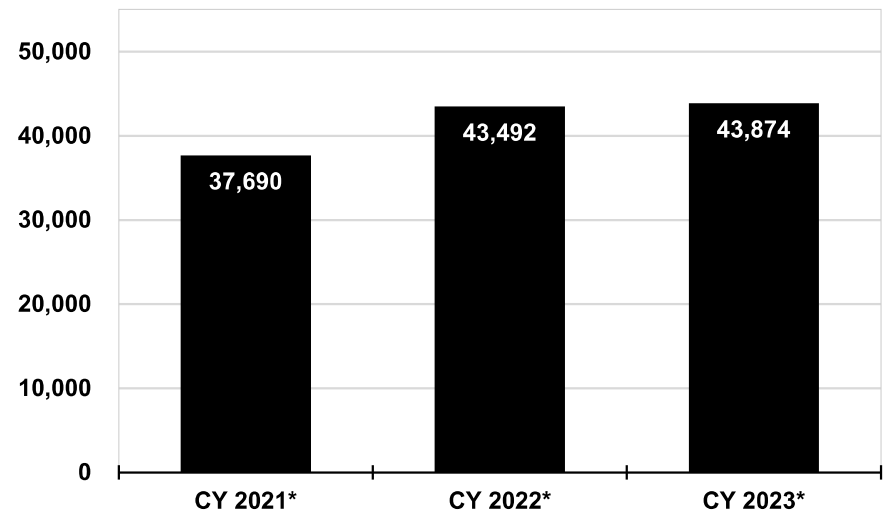
Informal Case Processing for all 46 Circuits

by Type



Informal Case Processing for all 46 Circuits

by Calendar year



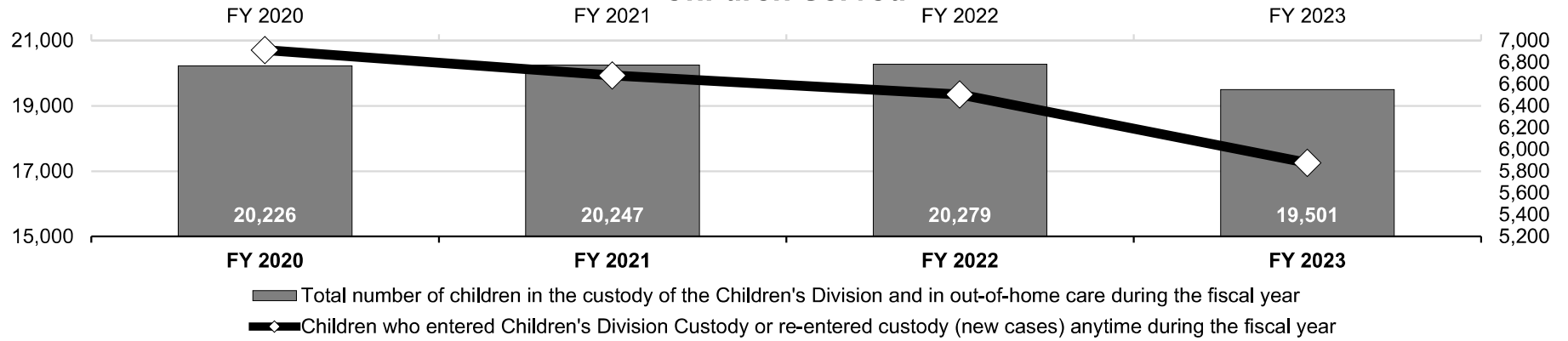
*Infractions and Municipal Ordinances are included under Law Violations. Juvenile Municipal Ordinances for Curfew and Possession/Use of a Tobacco Product are listed under Status Offenses. **All Court Ordered Violations and Supervision Violations are now listed as Administrative.

Informal: A diversion process in which referrals are handled solely by the juvenile office. They receive supervision or services that usually last only 6 months.
Formal: A filing process with the court when informal adjustment is not working or inappropriate to the offense or other services are needed such as placement.

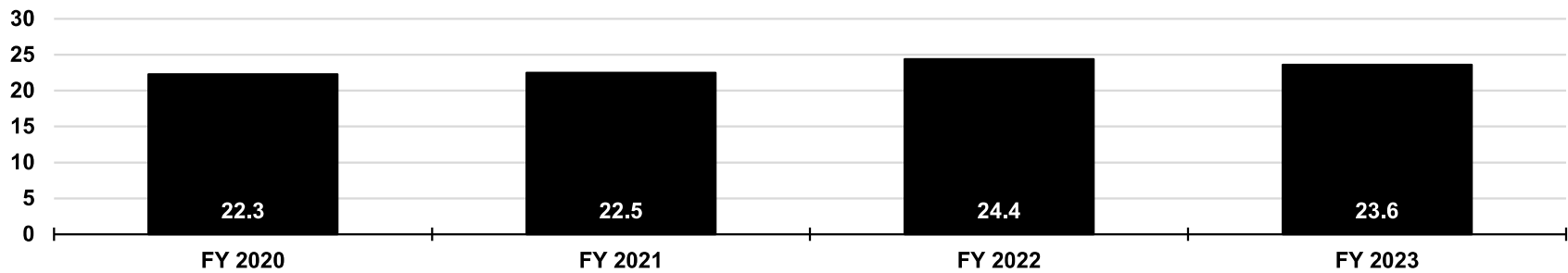
Permanency Planning

Provides for the safety and timely placement of abused and neglected children in permanent homes.

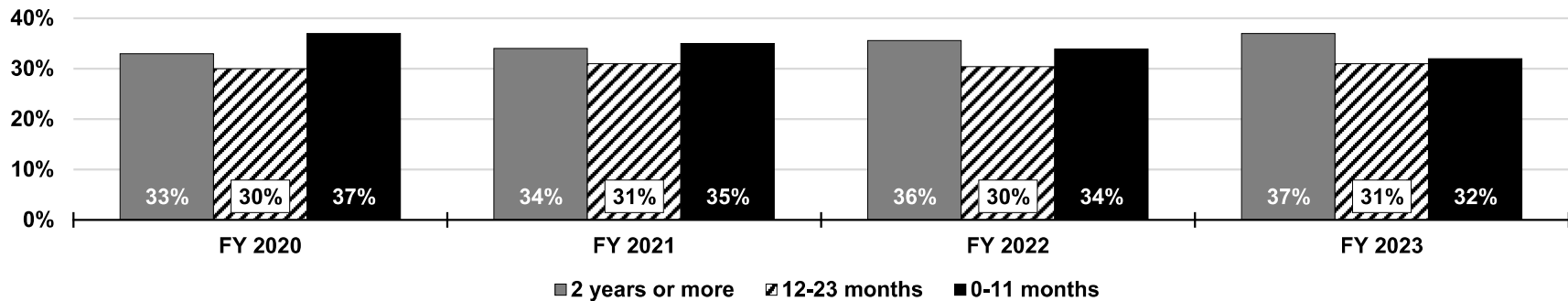
Children Served



Average Length of Stay for Children in Children's Division Custody During Fiscal Year (in Months)

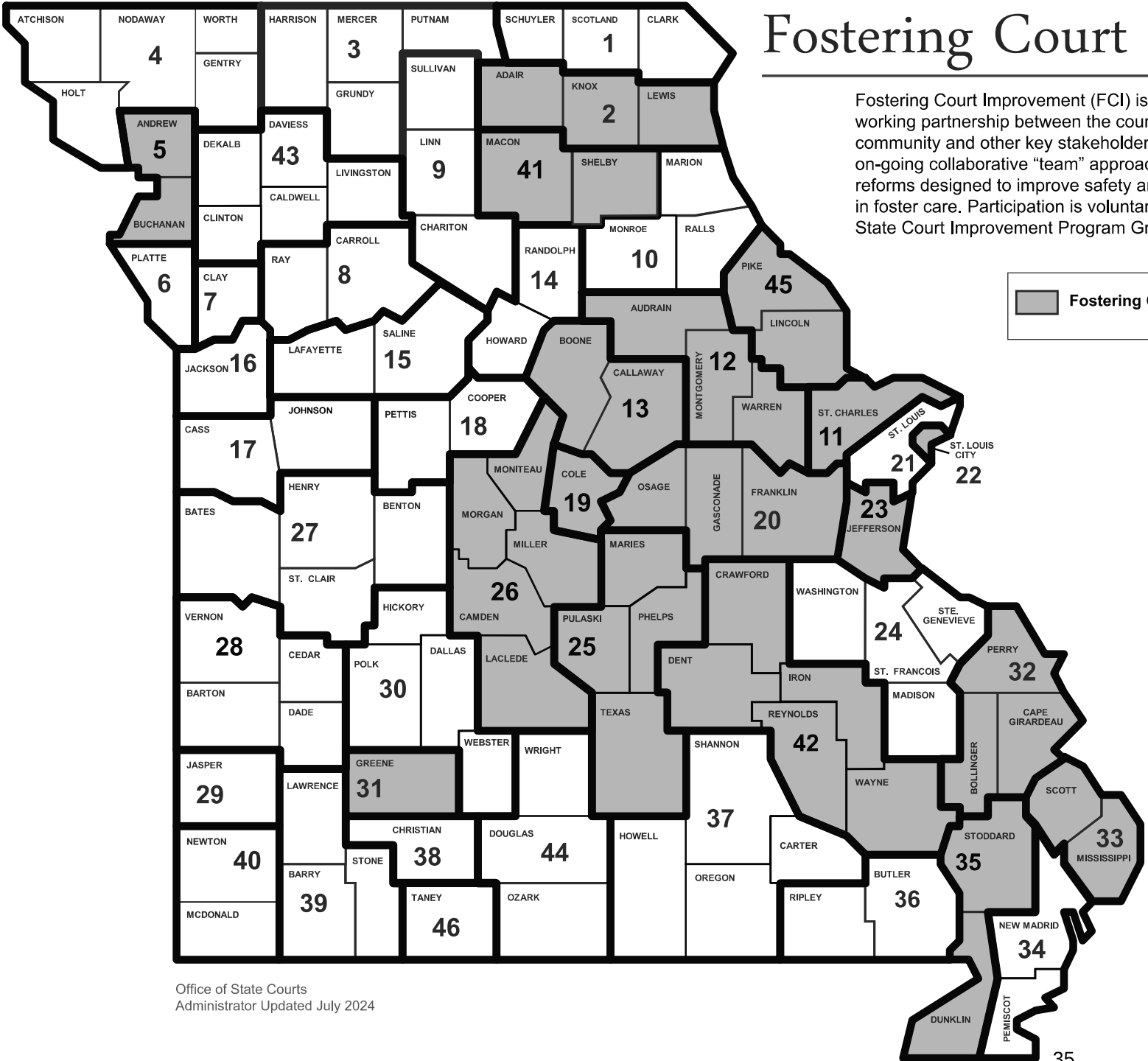


Length of Time a Child was in Children's Division Custody during the Fiscal Year



Fostering Court Improvement

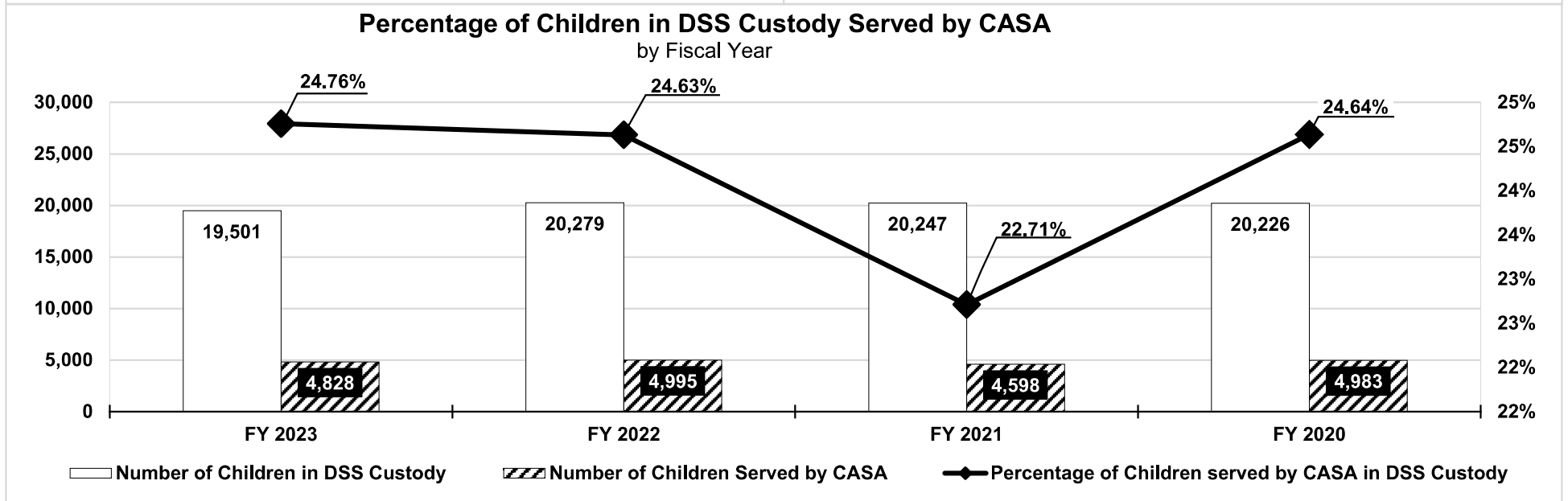
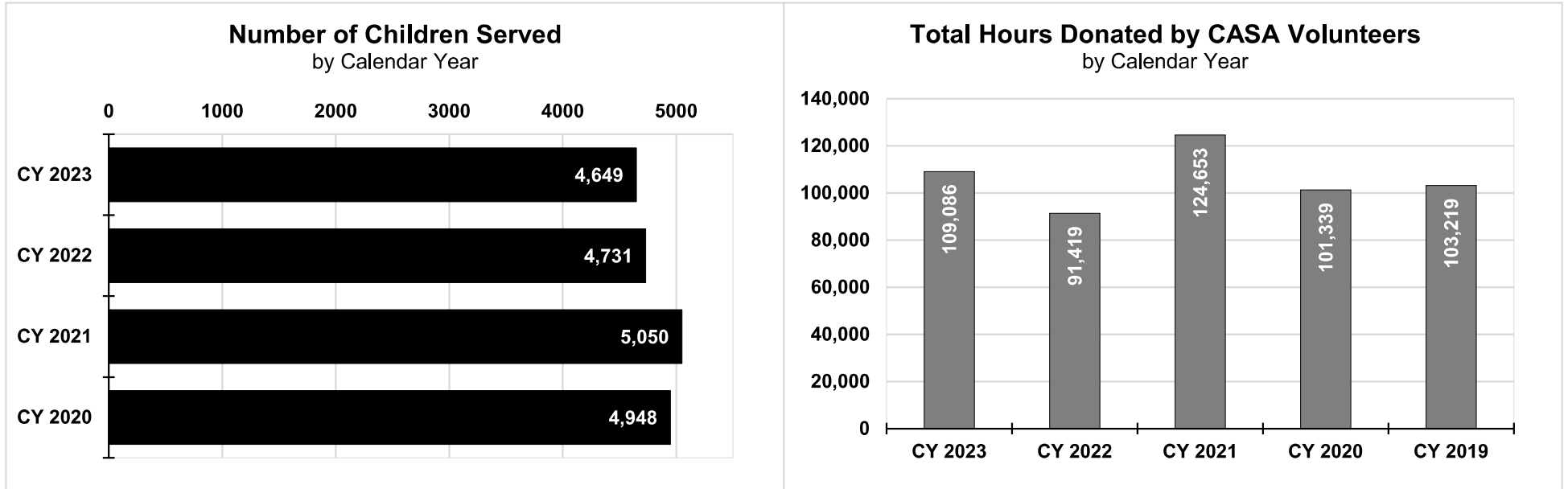
Fostering Court Improvement (FCI) is a court-agency model promoting a working partnership between the courts, child welfare agencies, the legal community and other key stakeholders. It includes the implementation of an on-going collaborative “team” approach to implement, at local level, system reforms designed to improve safety and permanency outcomes for children in foster care. Participation is voluntary and funding is provided through the State Court Improvement Program Grants (Family Court Committee, 2014).



■ Fostering Court Improvement Site

Court Appointed Special Advocate (CASA) Program

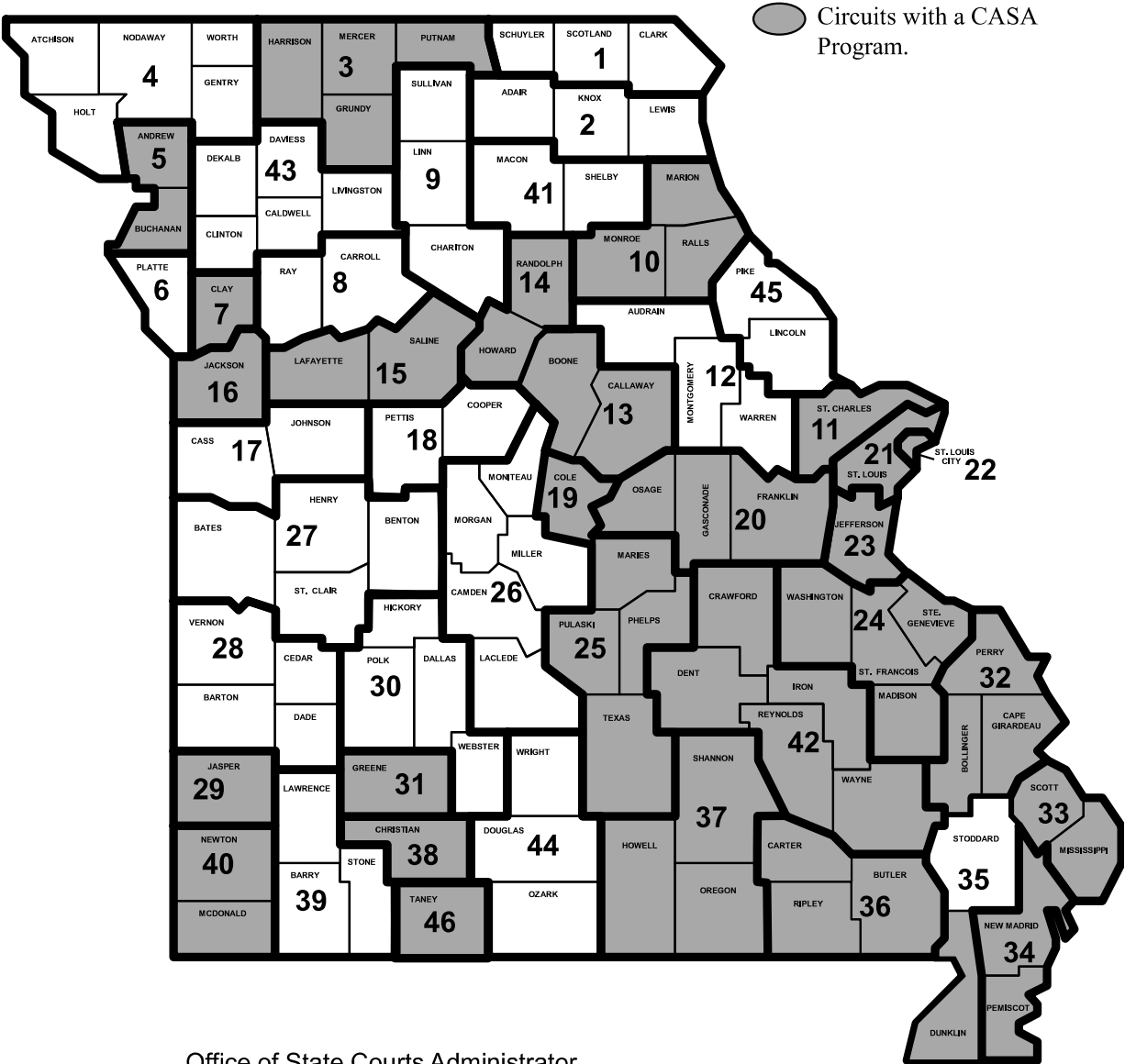
Court Appointed Special Advocate (CASA) programs recruit, train, supervise, and evaluate volunteer advocates for abused and neglected children. Funds are used to increase the number of children that can be served in the circuit court and community.



Missouri's CASA Programs

July 2024

Court Appointed Special Advocate (CASA) programs recruit, train, supervise and evaluate volunteer advocates for abused and neglected children. Funds are used to increase the number of children that can be served in the circuit court and community.

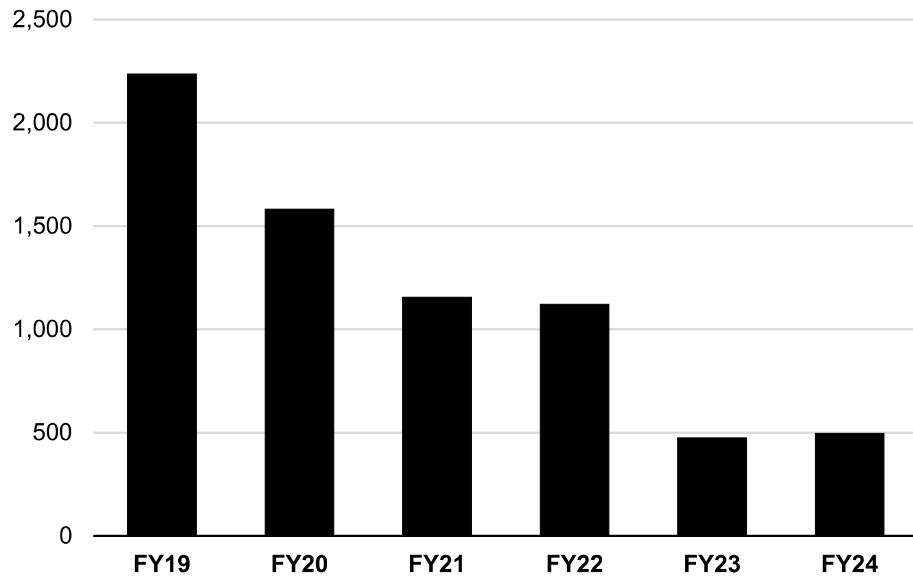


Office of State Courts Administrator
P.O. Box 104480
2112 Industrial Drive
Jefferson City, MO 65110

Domestic Relations Resolution Activity

Provides funding to establish local court programs to assist with domestic relations cases

Total Participants Served

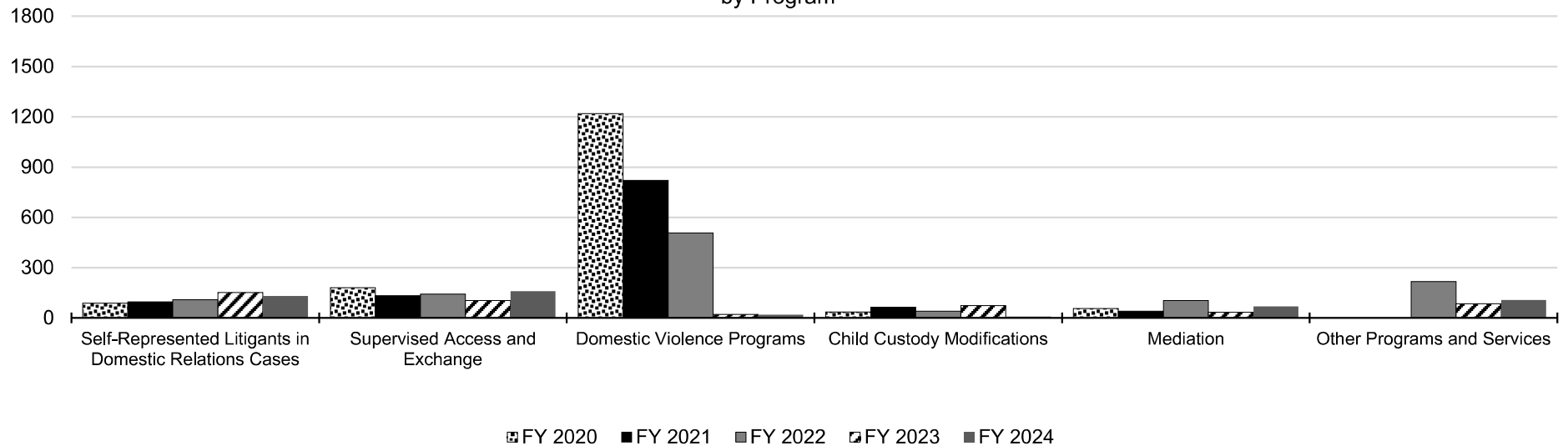


Some of the programs performed include the following:

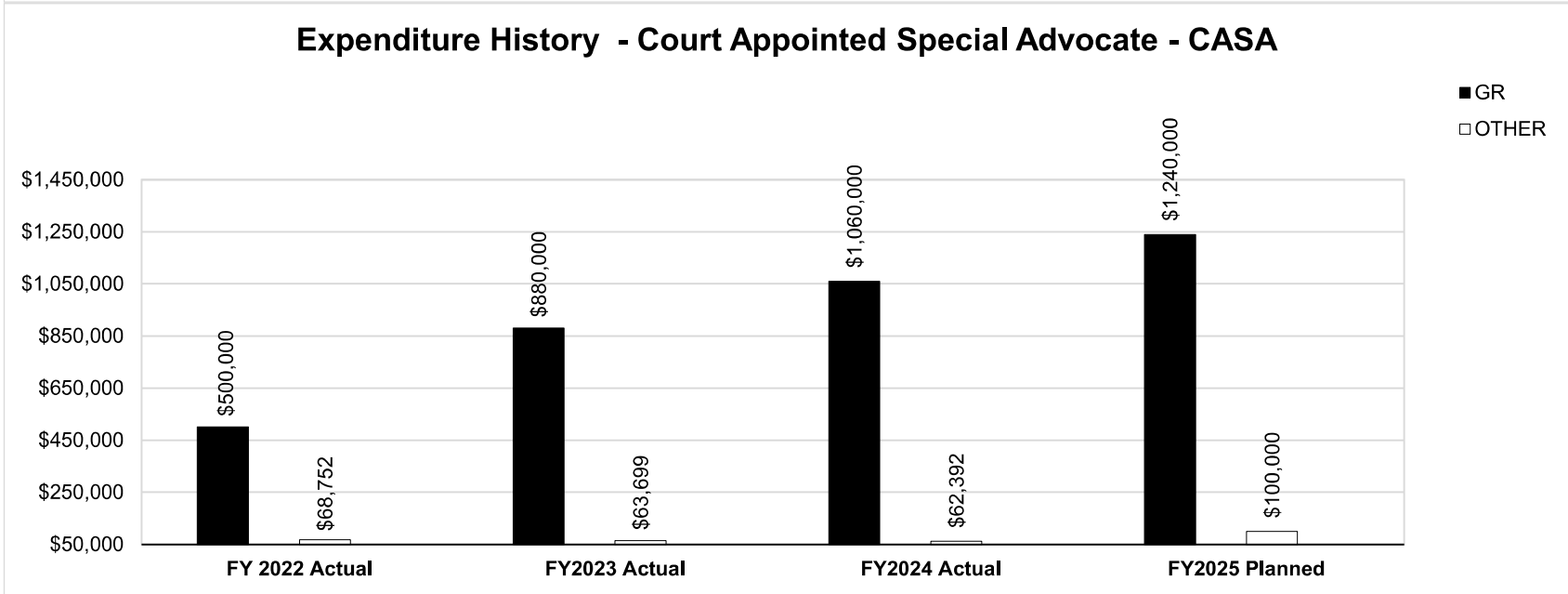
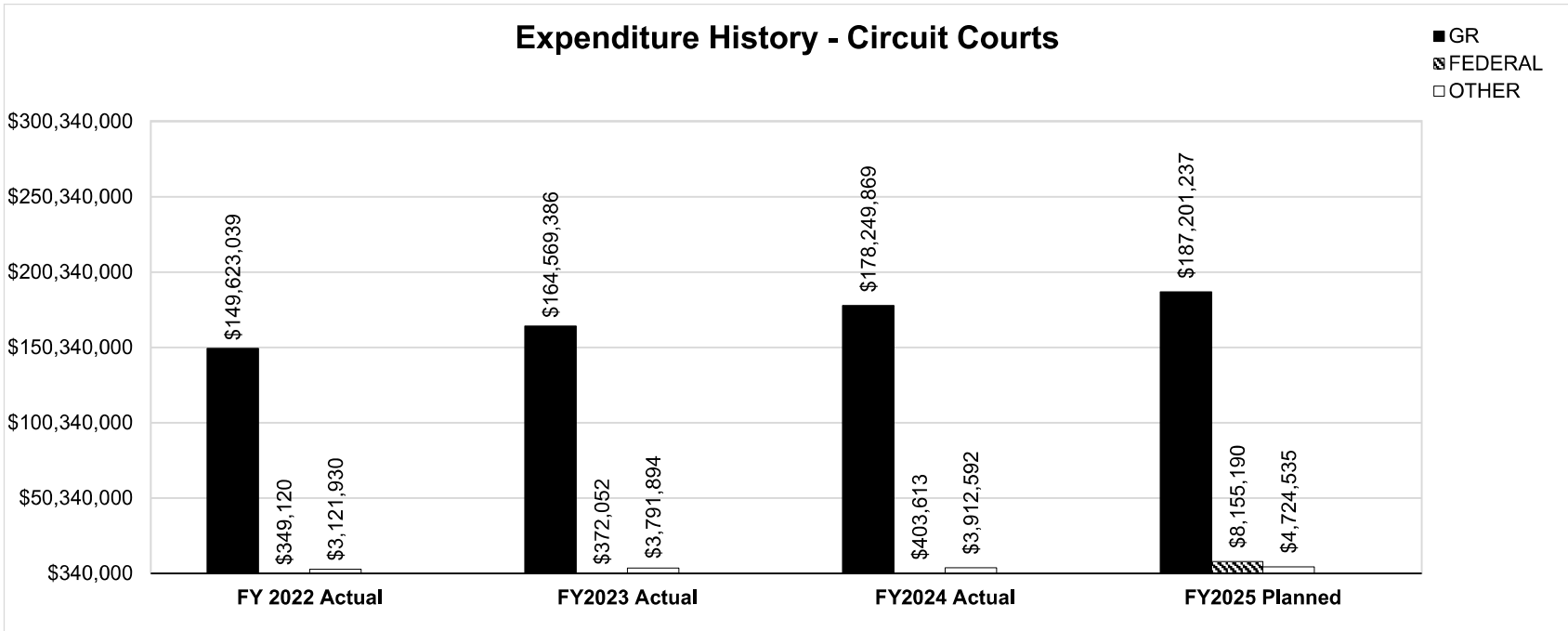
- Maintain the parenting handbook, which is available in English, Spanish, Braille, large print, and electronic format upon request.
- Help with the creation and implementation of local circuit programs applicable to domestic relations cases. (Examples of these programs include supervised visitation, exchange programs and alternative dispute resolution and education programs.)
- Partially fund unified family court projects in the 11th Circuit, which are designed to provide unified case management to ensure that cases involving children and families are handled in a fair, timely, effective, and cost-effective manner.
- Fund the family court judicial bench book, which includes recent juvenile law changes, practices, and procedures.

Participants Served

by Program

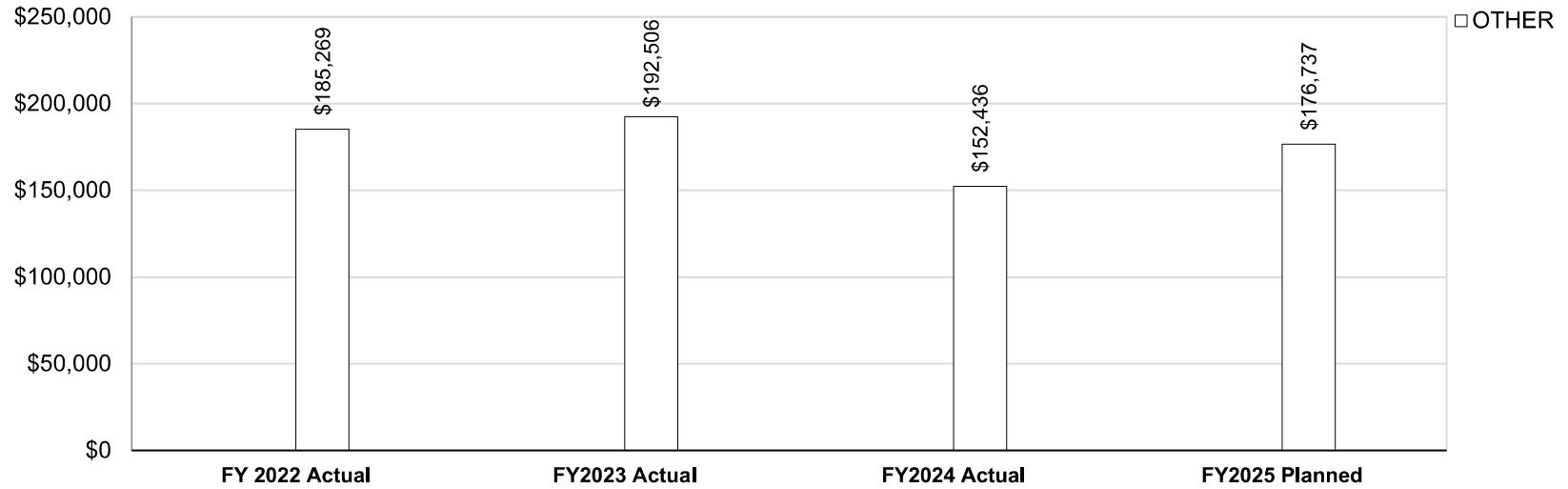


Circuit Courts Program Expenditure History

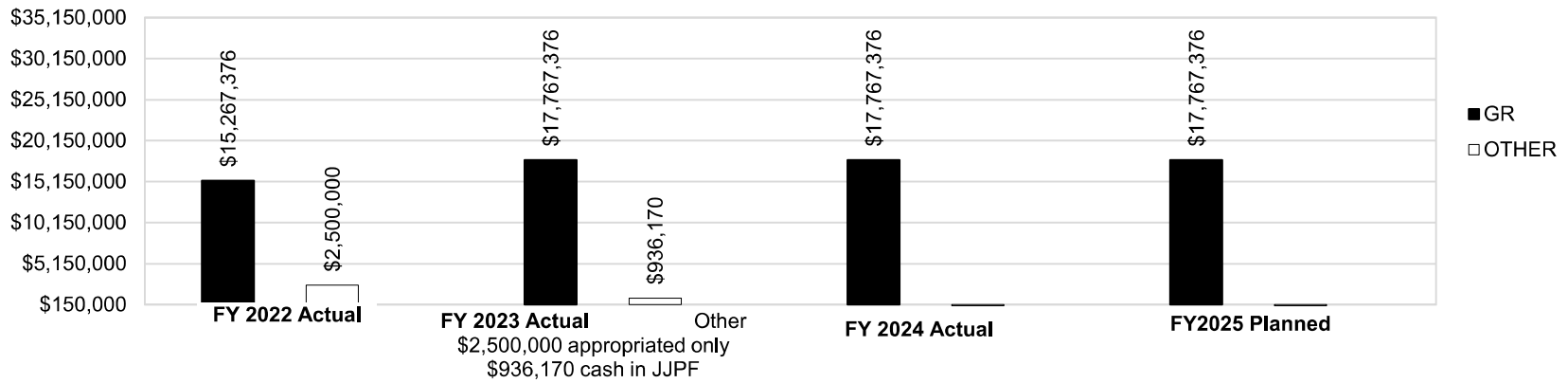


Circuit Courts Program Expenditure History

Expenditure History - Domestic Relations



Expenditure History - Juvenile



COMMISSION ON RETIREMENT, REMOVAL, AND DISCIPLINE

	<u>FY 19</u>	<u>FY 20</u>	<u>FY 21</u>	<u>FY 22</u>	<u>FY 23</u>	<u>FY 24</u>
Complaints received in reported year (including ethic complaints and disability matters)	232	191	160	190	264	<u>255</u>
Complaints dismissed without investigation for lack of merit	169	190	164	161	228	256
Complaints dismissed after investigation	19	15	12	21	24	18
Complaints dismissed after judge resigned	2	1	1	2	4	5
Complaints dismissed with an informal reprimand or cease and desist order	2	0	5	3	5	2
Complaints dismissed after formal hearing	0	0	0	0	0	1
Formal hearing where suspension without pay or formal reprimand was final sanction	0	0	0	0	0	0
Formal hearing where judge retired on disability	0	0	0	0	0	0
Formal hearing where removal was final sanction	0	0	0	0	0	0
Consolidated complaints/dispositions	9	0	0	1	3	5
Formal Opinions issued	0	0	0	1	0	0
Informal Opinion issued	12	11	10	4	3	5

FY25 Treatment Court Fund Awards					
Circuit	County	Type of Program	FY24 TC Award	FY25 TC Request	FY25 TC Award
1	Clark, Scotland, Schuyler	Adult, DWI	\$ 81,771.51	\$ 206,953.84	\$ 85,355.74
2	Adair, Lewis, Knox	Adult, DWI, Family	\$ 92,267.16	\$ 176,700.00	\$ 96,622.71
3	Grundy, Harrison, Mercer, Putnam	Adult	\$ 107,851.41	\$ 116,994.08	\$ 116,994.09
4	Atchison, Gentry, Holt, Nodaway, Worth	Adult, DWI	\$ 61,449.78	\$ 122,100.00	\$ 68,213.43
5	Buchanan	Adult, DWI	\$ 399,600.00	\$ 394,800.00	\$ 394,800.00
6	Platte	Adult, DWI, Veteran	\$ 58,506.09	\$ 403,375.60	\$ 80,706.64
7	Clay	Adult, Veteran	\$ 40,241.94	\$ 6,091,534.05	\$ 44,570.35
8	Carroll, Ray	Adult	\$ 27,417.33	\$ 33,000.00	\$ 12,534.54
9	Linn, Sullivan, Chariton	Adult, Juvenile	\$ 105,629.94	\$ 264,582.00	\$ 96,503.91
10	Marion, Ralls	Adult	\$ -	\$ -	\$ -
11	St. Charles	Adult, DWI, Family, Veterans	\$ 851,037.17	\$ 1,754,738.00	\$ 822,067.22
12	Audrain, Montgomery, Warren	Adult, DWI, Family	\$ 137,880.09	\$ 541,022.00	\$ 129,247.10
13	Boone, Callaway	Adult, DWI, Family, Veteran	\$ 878,499.50	\$ 1,431,770.00	\$ 947,736.97
14	Randolph	Adult	\$ 36,565.92	\$ 36,600.00	\$ 36,600.00
15	Lafayette, Saline	Adult	\$ 81,423.47	\$ 266,488.00	\$ 64,816.01
16	Jackson	Adult, Family, Veteran	\$ 594,113.30	\$ 1,021,810.60	\$ 564,147.88
17	Cass, Johnson	Adult, DWI	\$ 251,049.51	\$ 647,484.00	\$ 268,882.36
18	Pettis, Cooper	Adult	\$ 53,755.01	\$ 246,400.00	\$ 126,004.73
19	Cole	Adult, DWI, Veteran	\$ 150,647.58	\$ 394,320.00	\$ 191,229.81
20	Franklin, Osage, Gasconade	Adult, DWI, Family	\$ 438,192.65	\$ 772,304.00	\$ 443,069.41
21	St. Louis	Adult, DWI, Family, Veteran	\$ 533,164.16	\$ 1,123,540.00	\$ 435,318.13
22	St. Louis City	Adult, Veteran	\$ 447,631.70	\$ 1,004,040.00	\$ 532,201.59
23	Jefferson	Adult, DWI, Family, Veteran	\$ 381,037.87	\$ 621,800.00	\$ 366,567.65
24	Madison, St. Francois, St. Genevieve, Washington	Adult, DWI, Family	\$ 162,884.79	\$ 485,349.95	\$ 130,740.55
25	Phelps, Pulaski, Texas	Adult, DWI, Family	\$ 127,619.00	\$ 390,800.00	\$ 68,311.71
26	Camden, Laclede, Miller, Moniteau, Morgan	Adult, DWI, Veteran	\$ 105,189.88	\$ 572,040.00	\$ 121,945.17
27	Bates, Benton, Henry, St. Clair	Adult	\$ 66,578.36	\$ 371,076.00	\$ 76,544.62
28	Barton, Cedar, Vernon, Dade	Adult, DWI	\$ 128,909.85	\$ 275,688.84	\$ 170,593.52
29	Jasper	Adult, DWI, Veteran	\$ 119,883.55	\$ 1,269,279.60	\$ 131,248.47
30	Webster	Adult	\$ 64,956.20	\$ 217,603.20	\$ 97,519.50
31	Greene	Adult, DWI, Family, Veteran	\$ 747,158.80	\$ 1,136,848.91	\$ 676,365.63
32	Cape Girardeau	Adult, DWI, Family	\$ 443,285.98	\$ 1,163,800.00	\$ 237,058.34
33	Mississippi, Scott	Adult, DWI	\$ 146,131.12	\$ 405,060.00	\$ 175,393.21
34	New Madrid	Adult	\$ 23,930.89	\$ 57,000.00	\$ 20,057.37
34	Pemiscott	Adult	\$ 49,711.83	\$ 160,215.43	\$ 43,989.48
35	Dunklin, Stoddard	Adult, DWI, Family	\$ 335,071.57	\$ 502,807.12	\$ 300,100.76
36	Butler, Ripley, Carter	Adult, DWI, Veteran	\$ 196,045.62	\$ 589,800.00	\$ 210,253.91
37	Howell, Shannon, Oregon	Adult	\$ 61,344.14	\$ 196,788.00	\$ 73,396.82
38	Christian	Adult, DWI, Veteran	\$ 164,066.62	\$ 442,200.00	\$ 186,567.87
39	Stone, Barry, Lawrence	Adult, DWI, Veteran	\$ 374,845.08	\$ 642,500.00	\$ 453,719.98
40	McDonald, Newton	Adult, DWI, Family, Juvenile, Veteran	\$ 172,991.12	\$ 703,564.00	\$ 171,542.31
41	Macon, Shelby	Adult	\$ 49,289.83	\$ 95,790.00	\$ 69,537.66
42	Crawford, Dent, Iron, Wayne, Reynolds	Adult, DWI	\$ 312,196.96	\$ 427,480.00	\$ 309,429.61
44	Douglas, Ozark, Wright	Adult, DWI	\$ 253,032.17	\$ 349,447.00	\$ 290,296.07
45	Lincoln/Pike	Adult, DWI, Family	\$ 210,124.90	\$ 332,856.00	\$ 182,006.93
46	Taney	Adult, DWI	\$ 124,810.63	\$ 306,384.15	\$ 128,982.24
	Total		\$10,249,792.00	\$ 28,766,734.37	\$10,249,792.00

FY25 MAT Awards

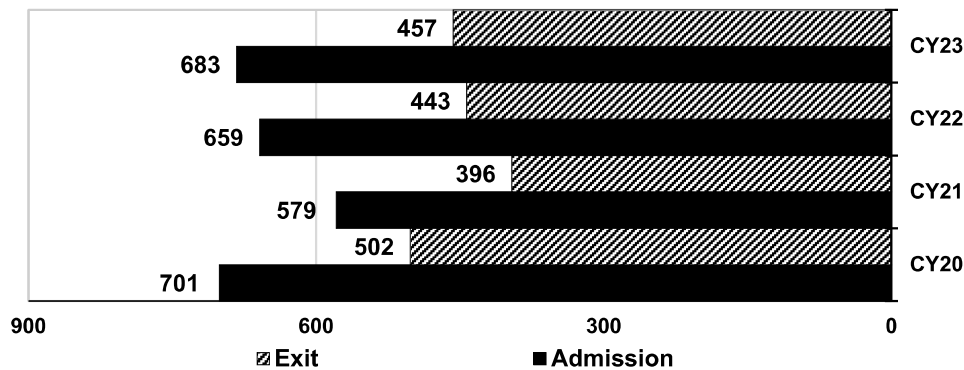
Circuit	County	Type of Program	FY24 MAT Award	FY25 MAT Request	FY25 MAT Award
1	Clark, Scotland, Schuyler	Adult, DWI	\$ 23,346.30	\$ 82,481.64	\$ 713.31
2	Adair, Lewis, Knox	Adult, DWI, Family	\$ -	\$ -	\$ -
3	Grundy, Harrison, Mercer, Putnam	Adult	\$ 46,692.61	\$ 85,407.72	\$ 28,086.05
4	Atchison, Gentry, Holt, Nodaway, Worth	Adult, DWI	\$ 3,537.32	\$ 184,320.00	\$ 3,427.01
5	Buchanan	Adult, DWI	\$ 53,413.51	\$ 484,334.16	\$ 90,587.40
6	Platte	Adult, DWI, Veteran	\$ 27,591.09	\$ 133,315.56	\$ 713.31
7	Clay	Adult, DWI, Veteran	\$ 19,101.52	\$ 356,428.92	\$ 4,603.55
8	Carroll, Ray	Adult, DWI	\$ -	\$ -	\$ -
9	Linn, Sullivan, Chariton	Adult, Juvenile	\$ 15,917.93	\$ 26,760.00	\$ 3,439.34
10	Marion, Ralls	Adult	\$ -	\$ 574,809.76	\$ 143,934.13
11	St. Charles	Adult, DWI, Family, Veterans	\$ 46,692.61	\$ 153,166.44	\$ 20,671.34
12	Audrain, Montgomery, Warren	Adult, DWI, Family	\$ 24,053.77	\$ 412,176.00	\$ 111,840.22
13	Boone, Callaway	Adult, DWI, Family, Veteran	\$ 84,541.92	\$ 6,000.00	\$ 743.17
14	Randolph	Adult	\$ 3,537.32	\$ 71,553.60	\$ 713.31
15	Lafayette, Saline	Adult	\$ 9,197.03	\$ -	\$ -
16	Jackson	Adult, Family, Veteran	\$ -	\$ 16,658.80	\$ 8,839.66
17	Cass, Johnson	Adult, DWI	\$ 29,359.75	\$ -	\$ -
18	Pettis, Cooper	Adult	\$ -	\$ 65,100.00	\$ 23,081.99
19	Cole	Adult, DWI, Veteran	\$ 16,625.40	\$ 296,472.00	\$ 140,652.48
20	Franklin, Osage, Gasconade	Adult, DWI, Family	\$ 32,189.60	\$ 123,249.60	\$ 123,249.60
21	St. Louis	Adult, DWI, Family, Veteran	\$ 22,638.84	\$ 290,813.76	\$ 713.31
22	St. Louis City	Adult, Veteran	\$ 23,346.30	\$ 239,139.56	\$ 713.31
23	Jefferson	Adult, DWI, Family, Veteran	\$ 20,516.45	\$ 34,367.40	\$ 19,556.12
24	Madison, St. Francois, St. Genevieve, Washington	Adult, DWI, Family	\$ 15,564.20	\$ 224,580.00	\$ 22,491.62
25	Phelps, Pulaski, Texas	Adult, DWI, Family	\$ 7,782.10	\$ 82,464.00	\$ 4,020.45
26	Camden, Laclede, Miller, Moniteau, Morgan	Adult, DWI, Veteran	\$ 19,101.52	\$ 36,000.00	\$ 2,231.78
27	Bates, Benton, Henry, St. Clair	Adult	\$ 4,952.25	\$ -	\$ -
28	Barton, Cedar, Vernon, Dade	Adult, DWI	\$ -	\$ 436,133.80	\$ 2,320.95
29	Jasper	Adult, DWI, Veteran	\$ 50,583.66	\$ 7,699.20	\$ 713.31
30	Webster	Adult	\$ 4,244.78	\$ 157,093.56	\$ 42,021.03
31	Greene	Adult, DWI, Family, Veteran	\$ 105,058.37	\$ 53,981.88	\$ 4,207.16
32	Cape Girardeau	Adult, DWI, Family	\$ 21,223.91	\$ 49,692.72	\$ 6,995.78
33	Mississippi, Scott	Adult, DWI, Family	\$ 14,149.27	\$ 7,287.84	\$ 713.31
34	New Madrid	Adult	\$ 707.46	\$ 41,259.68	\$ 1,931.27
34	Pemiscott	Adult	\$ 7,074.64	\$ 177,256.24	\$ 38,883.17
35	Dunklin, Stoddard	Adult, DWI, Family	\$ 32,543.33	\$ 106,800.00	\$ 17,168.23
36	Butler, Ripley, Carter	Adult, DWI, Veteran, Family	\$ 14,503.01	\$ 75,804.84	\$ 713.31
37	Howell, Shannon, Oregon	Adult	\$ 9,197.03	\$ 333,461.39	\$ 4,651.86
38	Christian	Adult, DWI, Veteran	\$ 19,808.98	\$ 88,600.00	\$ 9,475.37
39	Stone, Barry, Lawrence	Adult, DWI, Veteran	\$ 54,474.71	\$ 195,846.00	\$ 20,471.06
40	McDonald, Newton	Adult, DWI, Family, Juvenile, Veteran	\$ 18,747.79	\$ -	\$ -
41	Macon, Shelby	Adult	\$ 6,013.44	\$ 127,480.00	\$ 25,347.98
42	Crawford, Dent, Iron, Wayne, Reynolds	Adult, DWI	\$ 30,067.21	\$ 120,234.00	\$ 42,716.60
44	Douglas, Ozark, Wright	Adult, DWI	\$ 22,638.84	\$ 87,619.24	\$ 23,152.32
45	Lincoln/Pike	Adult, DWI, Family	\$ 25,822.43	\$ 161,501.60	\$ 3,494.83
46	Taney	Adult, DWI	\$ 13,441.81		
	Total		\$ 1,000,000.00	\$ 6,207,350.91	\$ 1,000,000.00

Adult Drug Treatment Court Program

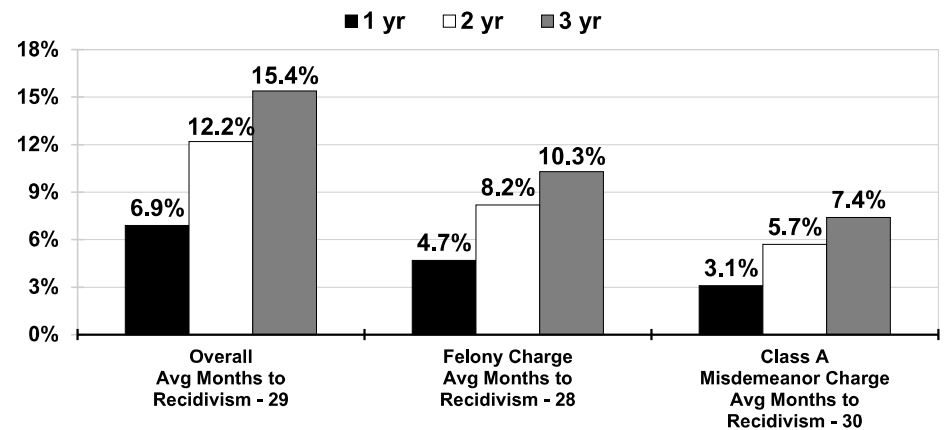
An adult drug court is a specially designed court calendar - or docket - with a goal to achieve a reduction in recidivism and substance use among drug-involved offenders in the community.

Program Statistics	CY20	CY21	CY22	CY23
Participants Served	4,552	4,342	4,470	4,245
Programs	80	80	82	82
Graduation Rate	68%	67%	69%	68%
Number of Community Service Hours	33,939	28,390	34,523	36,728
Number of / Percentage of Drug Free Babies	55 / 92%	61 / 76%	42 / 98%	50 / 88%
Retention Rate	74%	79%	N/A	N/A

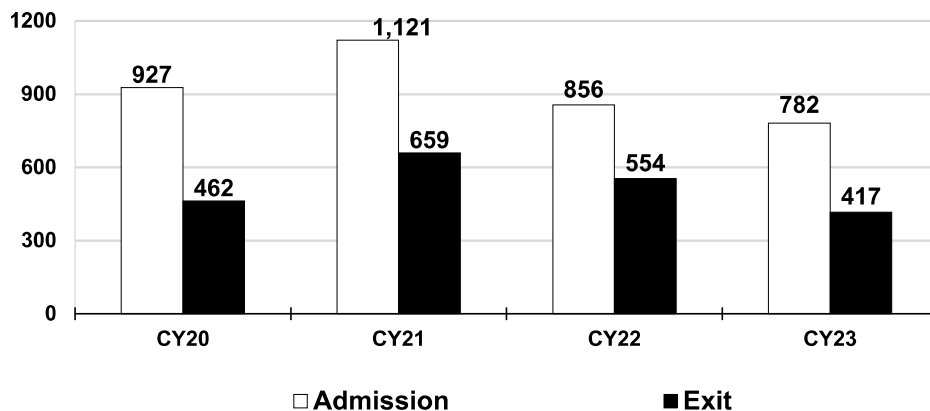
No High School Degree or GED Status



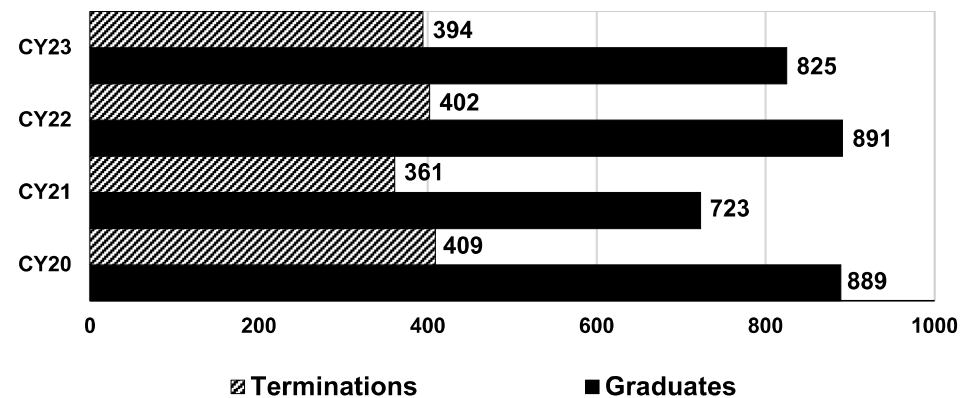
Recidivism Rate



Unemployed Participants

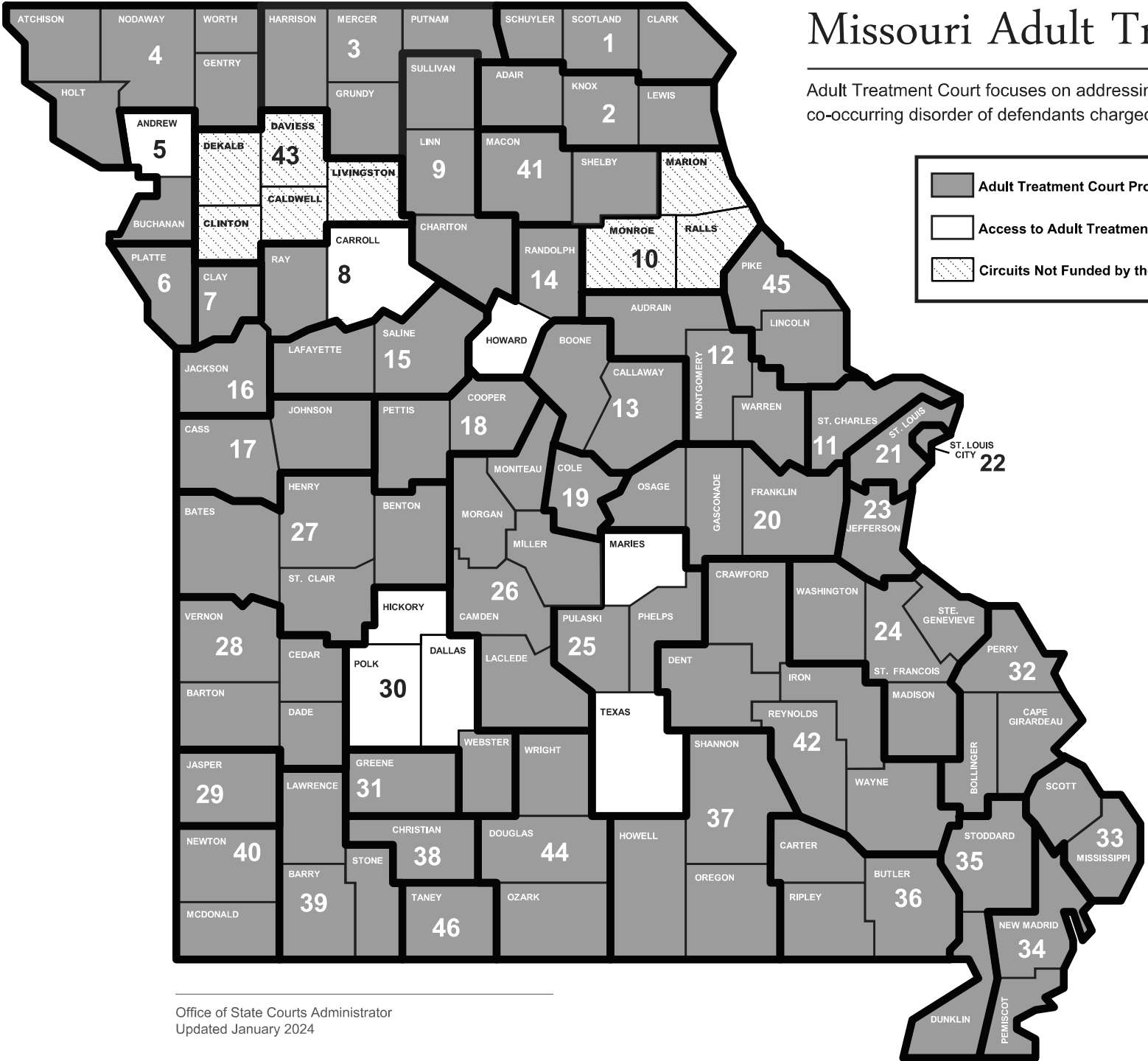


Reason for Exiting Program



Missouri Adult Treatment Courts

Adult Treatment Court focuses on addressing the substance use disorder or co-occurring disorder of defendants charged with a criminal offense.

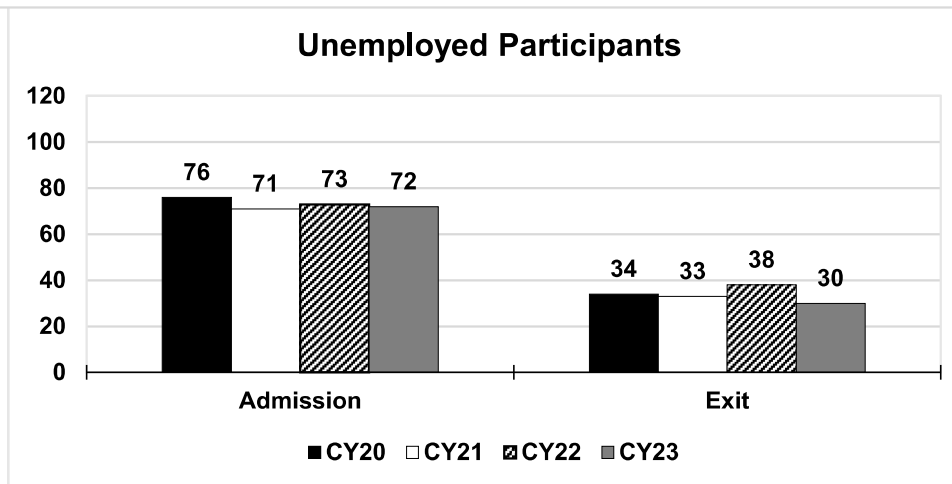
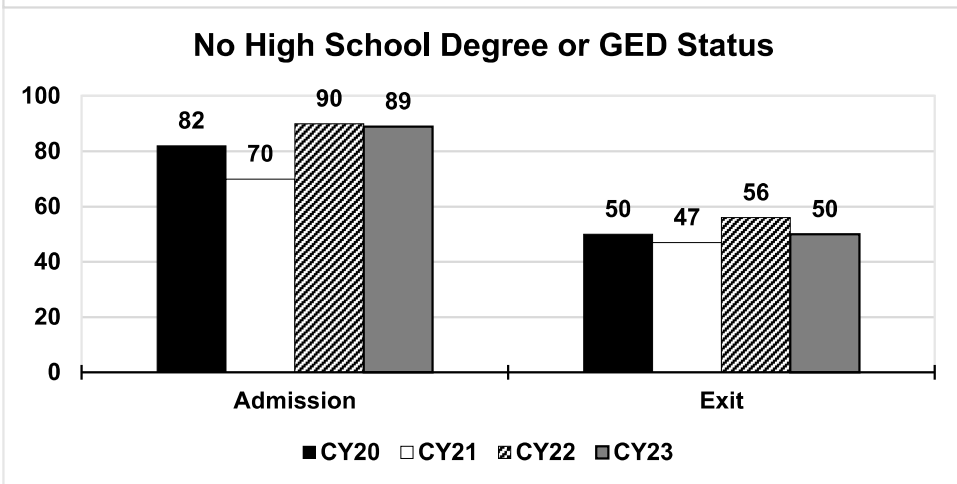
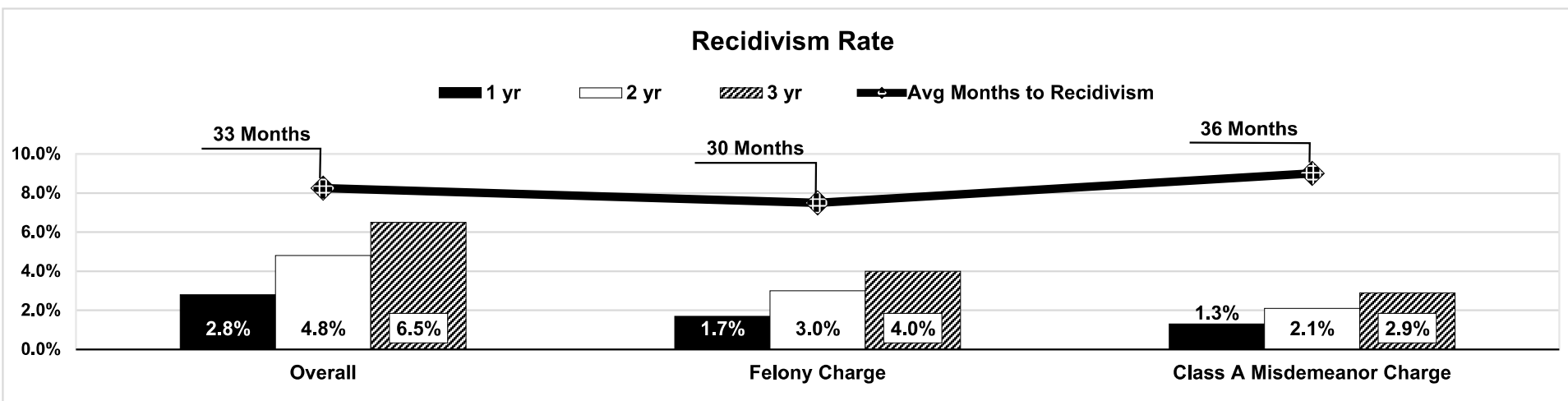


	Adult Treatment Court Program
	Access to Adult Treatment Court Program Within the Circuit
	Circuits Not Funded by the Treatment Court Coordinating Commission

DWI Treatment Court Activity

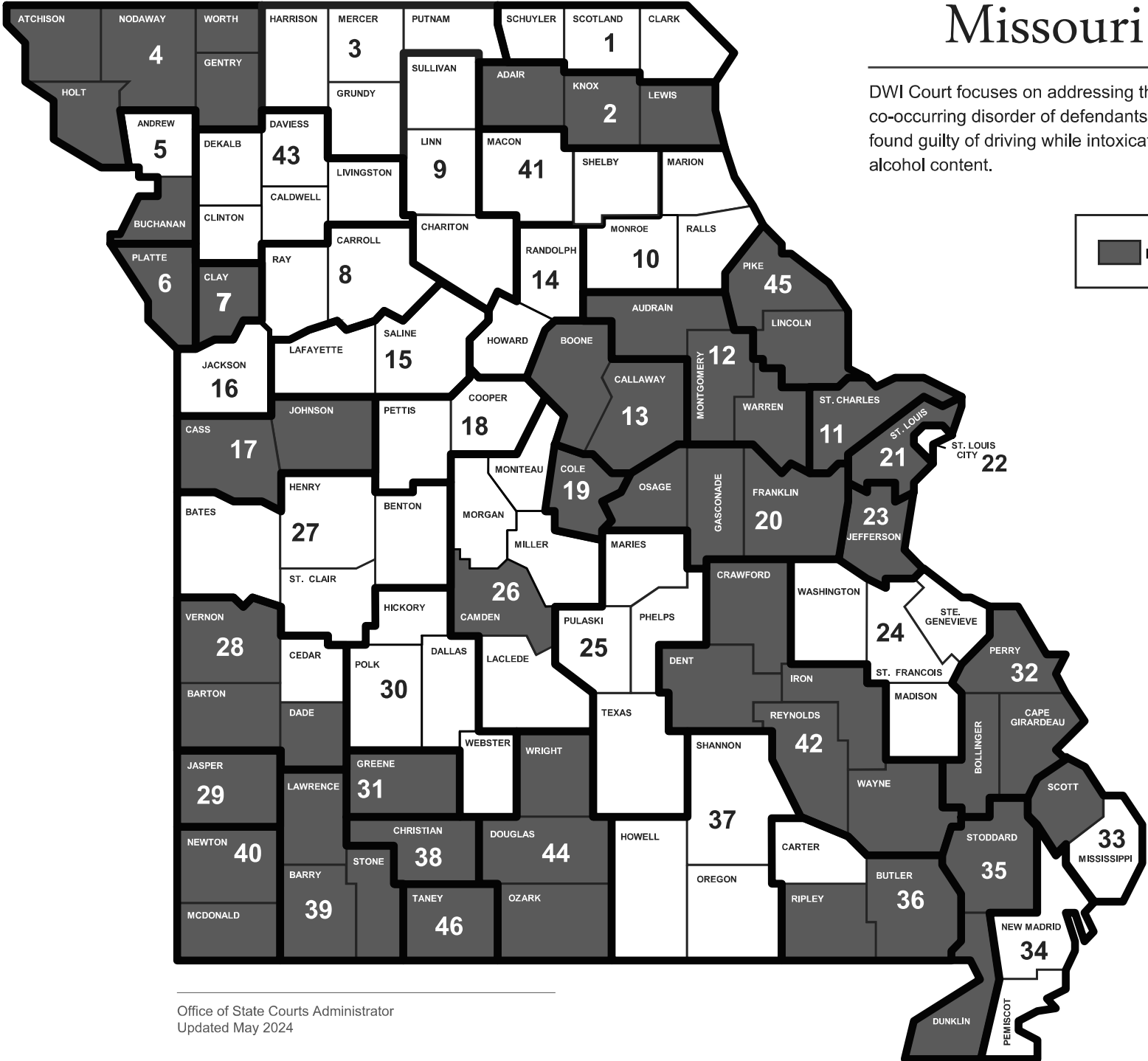
A DWI court is a distinct post-conviction court system dedicated to changing the behavior of the alcohol-dependent repeat offender arrested for driving while intoxicated (DWI).

Program Statistics	CY20	CY21	CY22	CY23
Participants Served	966	956	985	1,016
Programs	23	23	25	27
Graduation Rate	92%	88%	88%	91%
Number of Community Service Hours Performed	80,829	60,790	66,026	67,926
Retention Rate	94%	93%	N/A	N/A
Number of Limited Driving Privileges (LDP's) Issued to DWI Court Participants and Graduates	137	121	106	123



Missouri DWI Courts

DWI Court focuses on addressing the substance use disorder or co-occurring disorder of defendants who have pleaded guilty to or been found guilty of driving while intoxicated or driving with excessive blood alcohol content.



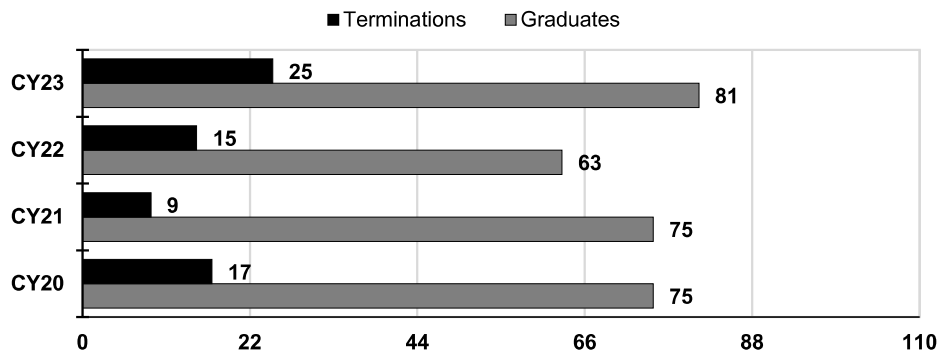
Office of State Courts Administrator
Updated May 2024

Veterans Treatment Court Program Activity

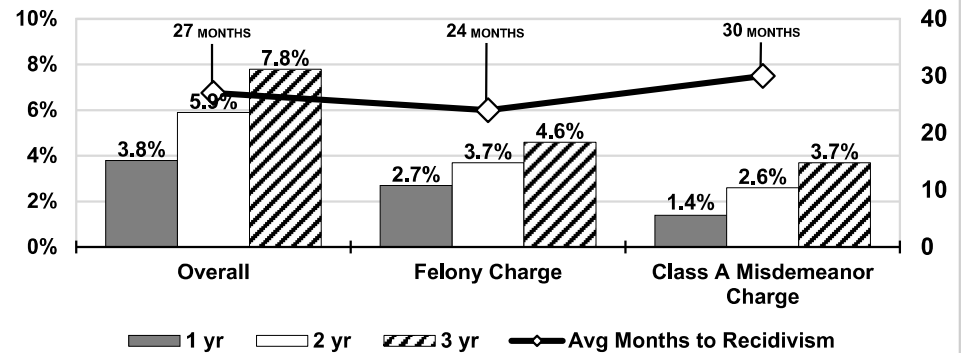
Veterans treatment courts are hybrid drug and mental health courts that use the drug court model to serve veterans struggling with substance use disorder, serious mental illness and/or co-occurring disorders.

Program Statistics	CY20	CY21	CY22	CY23
Participants Served	356	348	362	369
Programs	16	16	16	17
Graduation Rate	82%	89%	81%	76%
# of Community Service Hrs Performed	4,266	2,110	3,335	4,034
Retention Rate	89%	87%	N/A	N/A

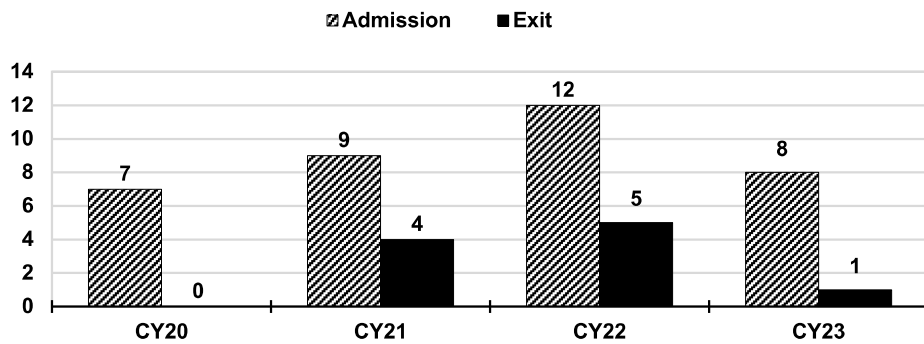
Reason for Exiting the Program



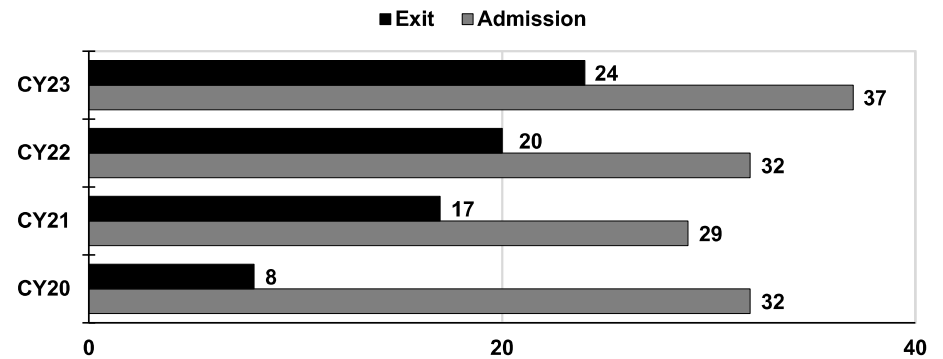
Recidivism Rate



No High School Degree or GED Status




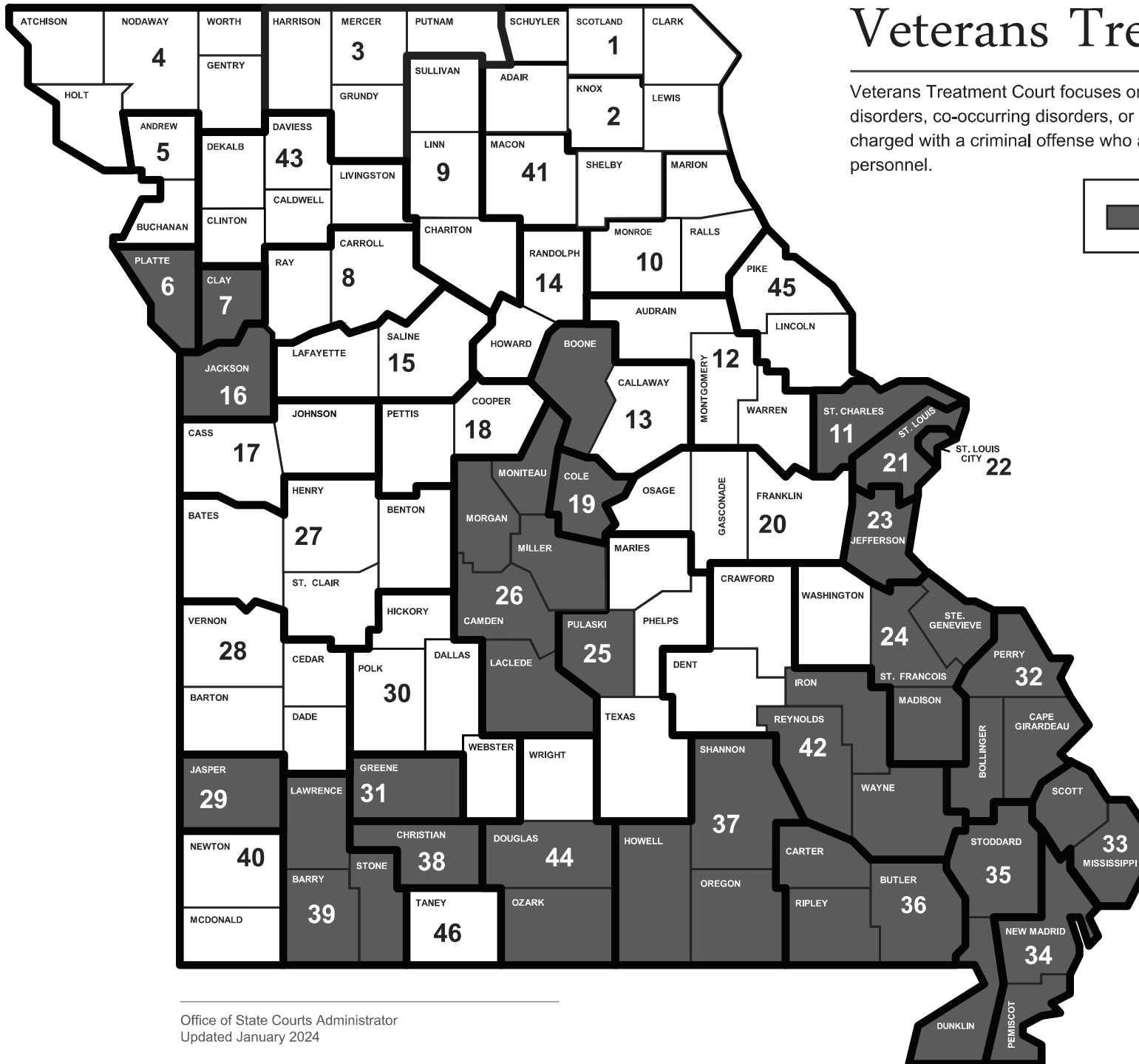
Unemployed Participants



Veterans Treatment Courts

Veterans Treatment Court focuses on addressing the substance use disorders, co-occurring disorders, or mental health disorders of defendants charged with a criminal offense who are military veterans or current military personnel.

 Veterans Treatment Court Program

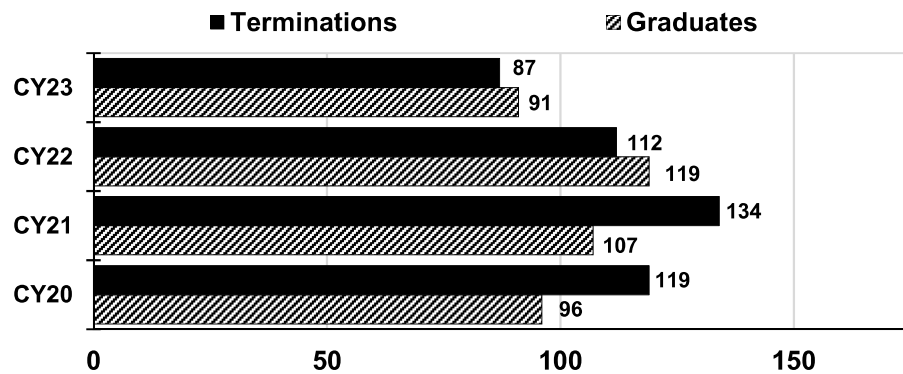


Family Treatment Court Program

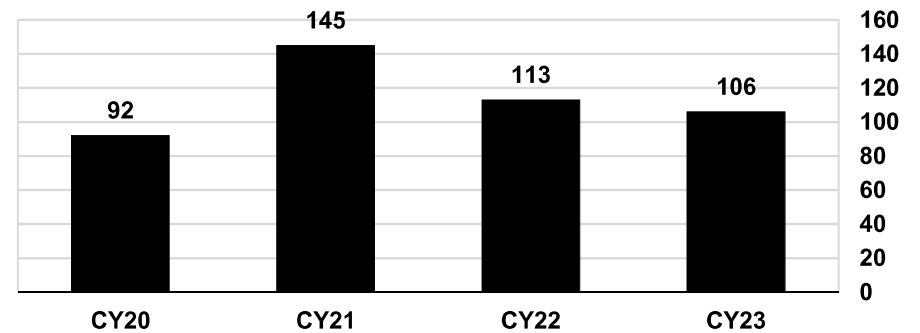
Family treatment court is a juvenile or family court docket, for which selected child abuse, neglect and dependency cases are identified, when parental substance use is a primary factor.

Program Statistics	CY20	CY21	CY22	CY23
Participants Served	503	558	498	429
Programs	15	15	16	17
Graduation Rate	45%	44%	52%	51%
# of Community Service Hours Performed	782	849	1,141	1,294
# of / Percentage of Drug Free Babies	4 / 67%	18 / 33%	10 / 83%	12 / 75%
Retention Rate	52%	66%	N/A	N/A

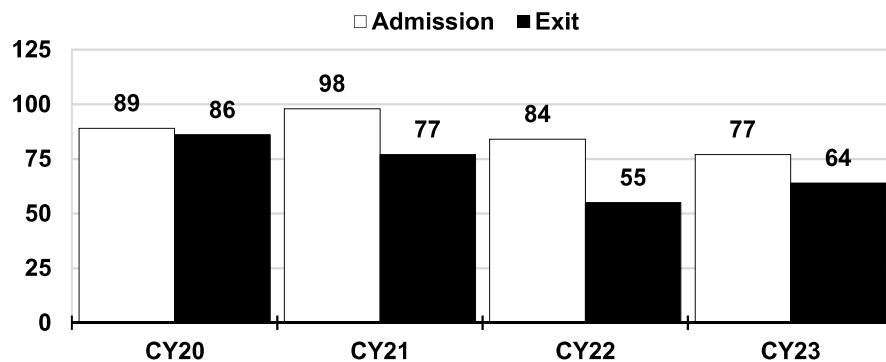
Reason for Exiting Program



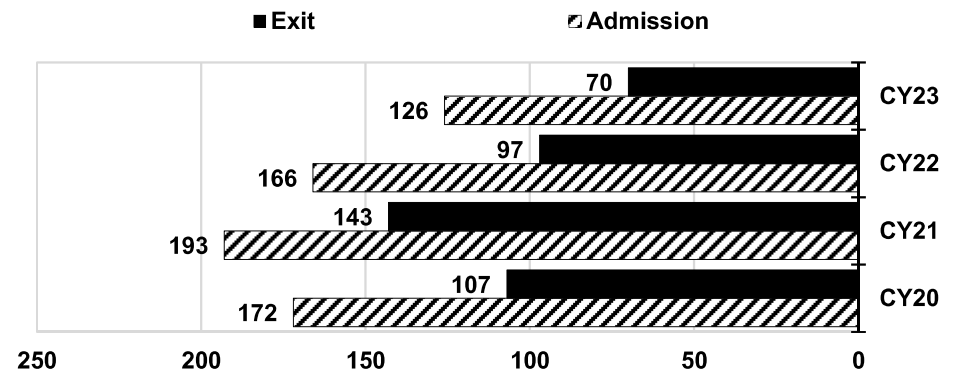
Children Reunified With Parents After Completion of Program



No High School Degree or GED Status

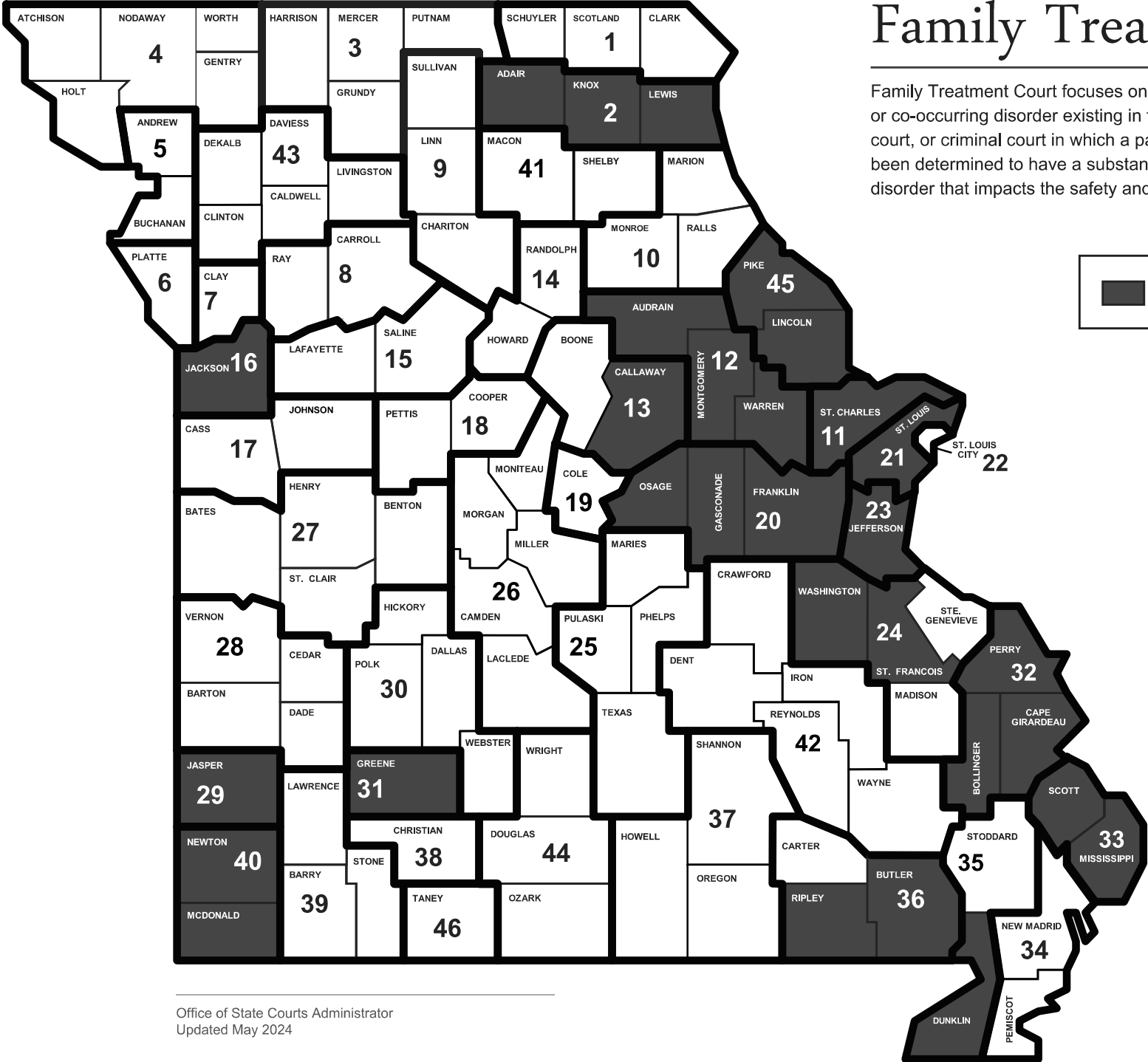


Unemployed Participants



Family Treatment Courts

Family Treatment Court focuses on addressing the substance use disorder or co-occurring disorder existing in families in the juvenile court, family court, or criminal court in which a parent or other household member has been determined to have a substance abuse disorder or co-occurring disorder that impacts the safety and well-being of the children in the family.

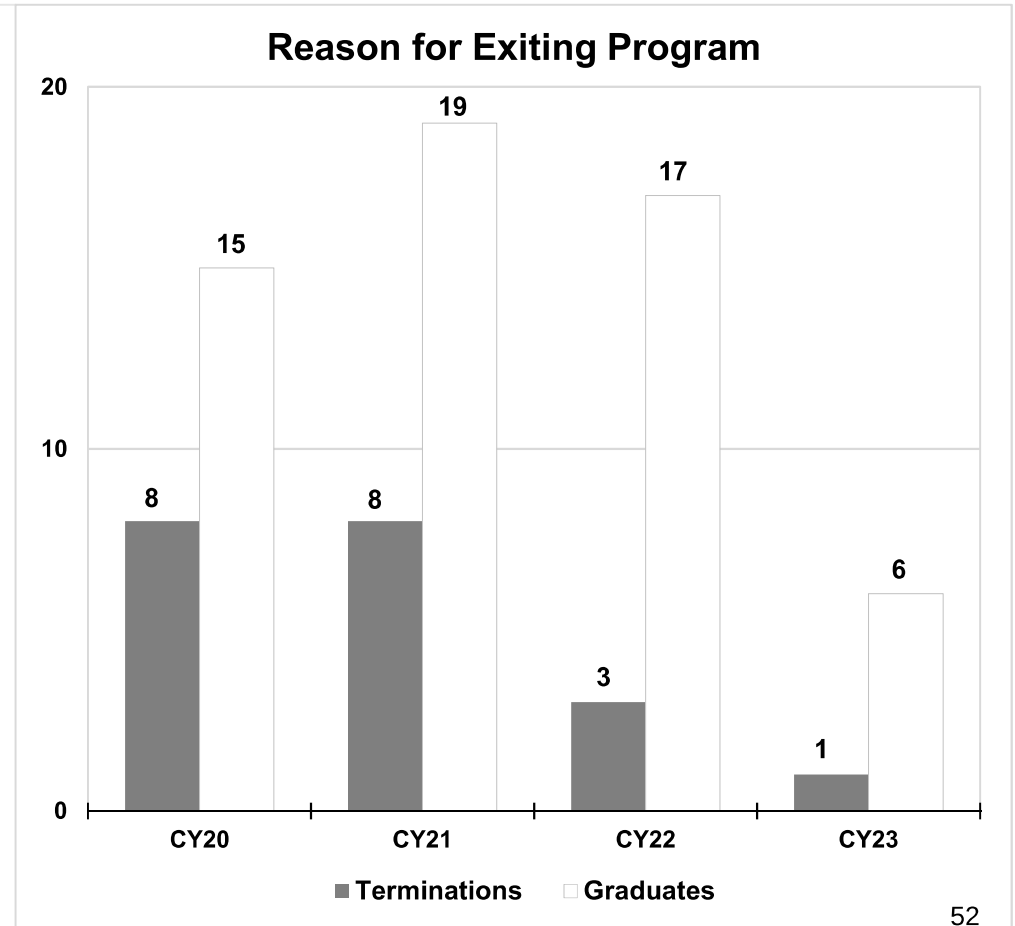
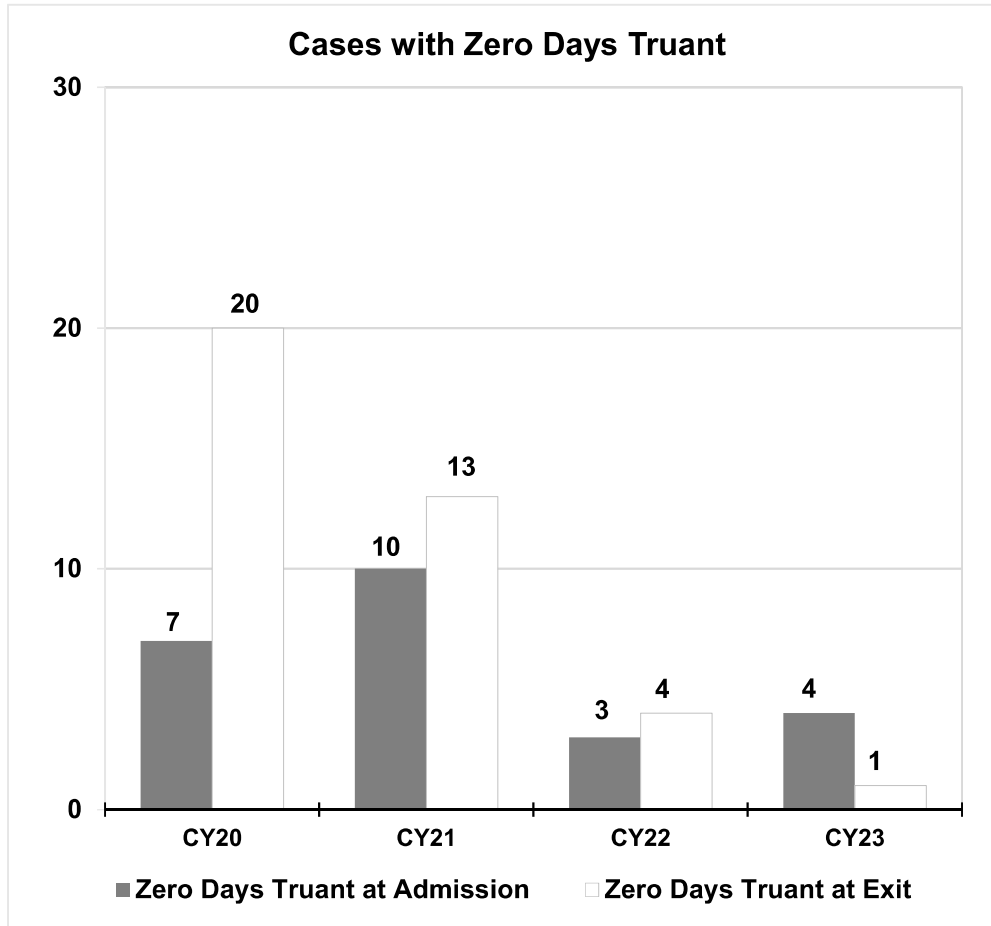


Family Treatment Court Program

Juvenile Treatment Court Program

A juvenile treatment court is a docket within a juvenile court, to which selected delinquency cases and in some instances status offenders, are referred for handling by a designated judge.

Program Statistics	CY20	CY21	CY22	CY23
Participants Served	45	45	26	33
Programs	4	4	4	4
Graduation Rate	65%	70%	85%	14%
# of Community Service Hours Performed	650	95	150	0
Retention Rate	67%	67%	N/A	N/A



Juvenile Treatment Courts

Juvenile Treatment Court focuses on addressing the substance use disorder or co-occurring disorder of juveniles in the juvenile court.

 Juvenile Treatment Court Program

