

OFFICE OF ADMINISTRATION

BUDGET REQUEST 2026

**Kenneth J. Zellers, Commissioner
Office of Administration**

Includes Governor's Recommendations

Contents

Book 1	1	Core -- Census Preparation & Support	70
Department Information	1	Division of Information Technology Services.....	75
Department Overview	1	Core -- ITSD - Operating	75
Department Placemat	2	Increase-- Citizen Portal Maintenance & Security.....	82
State Auditor and Legislative Oversight Reports	3	Citizen Portal additional narrative	87
OA Financial Summary	4	Increase-- Key Management System.....	89
Department-Wide Requests	5	Core--Statewide Customer Experience Program (SHARE MO)	92
Increase- FY26 Pay Plan	5	Increase-- Statewide Customer Service.....	97
Commissioner's Office	18	Core -- DESE IT Core	99
Core-- Commissioner's Office Operating	18	Increase-- DESE Foundation Formula Rewrite	105
Core -- Equal Opportunity - Operating	23	Core -- DHEWD IT Core	108
Core -- Prescription Drug Monitoring Program (PDMP) ..	29	Increase-- DHEWD FAMOUS Upgrade	113
Core -- Electronic Monitoring	34	Core -- DOR IT Core	116
Core- America 250 Missouri Commission.....	39	Core -- OA IT Core	122
Increase-- America 250 Missouri Commission.....	44	Core -- MDA IT Core	128
Division of Accounting	47	Core -- DNR IT Core	133
Core -- Accounting - Operating	47	Increase-- DNR State Revolving Fund System.....	139
Increase-- Accounting PS Restoration	54	Core -- DED IT Core	142
Increase-- MOVERS Post Implementation Staffing	56	Core -- DCI IT Core	148
Division of Budget and Planning.....	59	Increase-- DCI- MOPRO Ongoing Support.....	153
Core -- B&P - Operating.....	59	Core -- DOLIR IT Core	156
Increase- B&P Economic Budget Data Subscriptions.....	65	Core -- DPS IT Core	164
Increase-- Budget Director Salary Adjustment.....	68	Increase-- DPS-MVC Nurse Call System.....	170
		Increase-- DPS-MVC Health Records System.....	173

Core -- DOC IT Core176

Core -- DHSS IT Core182

Core -- DMH IT Core189

Core -- DSS IT Core.....196

Core -- Telecommunications/Network.....202

Core -- eProcurement and State Technology Fund208

Core -- SAMII Replacement213

Core -- ERP Cost Allocation Transfer218

Division of Personnel223

Core -- Personnel - Operating223

Core- Center for Operational Excellence230

Core- Employee Referral Program.....236

Core- Analytical Data for Hiring.....241

Core- Rewards & Recognition Program.....246

Core -- MO MoRE Program254

Division of Purchasing259

Core -- Purchasing - Operating259

Core -- Bid & Performance Bond Refunds266

Division of Facilities Management, Design & Construction
.....271

Core -- Governor's Mansion Donations.....271

Increase-- Mansion Donations Authority276

Core -- Asset Management279

Increase-- DSS FSD Increased Space Needs286

Increase-- MO Diagnostic Forensic Campus289

Increase-- State Warehouse Complex PS292

Increase-- OA Garage Fleet Management Building295

Increase-- Higginsville Facility.....297

Increase-- DYS Met Center Relocation.....300

Increase-- FMDC MSHP Land Antenna Leases303

Core -- Missouri State Capitol Commission305

Core -- Facilities Management Services310

Division of General Services.....315

Core -- General Services - Operating315

Core -- Surplus Property/Recycling - Operating.....322

Core -- Fixed Price Vehicle and Equipment Program ...328

Core -- Surplus Property - Recycling Transfer333

Core -- Surplus Property - Sale Proceeds338

Core -- Surplus Property - Sale Transfer343

Increase--Surplus Property Sale Transfer Authority348

Surplus Property Chart.....351

Core -- State Property Preservation Fund Transfer352

Core -- State Property Preservation Fund Payments....357

Core -- Rebillable Expenses362

Increase -- Rebillable Expenses Additional Authority ...367

Rebillable Expenses Chart.....370

Core -- Legal Expense Fund Transfer.....371

Core -- OA to Legal Expense Fund Transfer376

Core -- Legal Expense Fund Payments381

Book 2	386		
Assigned Programs	386		
Core -- Administrative Hearing Commission	386		
Core -- Office of Child Advocate	391		
Core -- Children's Trust Fund Operating	396		
Increase-- CTF In Lieu of Services	402		
Core -- Children's Trust Fund Program Distributions	405		
Core -- CTF Community Based Grants	410		
Core- Regional Collective Impact Hubs	416		
Core- CTF Childcare Planning	422		
Core -- Governor's Council on Disability	427		
Core -- Missouri Public Entity Risk Management Program			
.....	433		
Increase -- MOPERM Additional Authority	438		
Core -- Missouri Ethics Commission Operating	441		
Debt and Related Obligations	448		
Core -- Board of Public Buildings Debt Service	448		
Core -- Arbitrage/Refunding/Fees	454		
Core -- Lease/Purchase Debt Payments	459		
Increase-- STL Property Consolidation	464		
Core -- MDFB Historical Society Project	467		
Core -- Fulton State Hospital Bond Fund Transfer	472		
Core -- Fulton State Hospital Bond Fund Payment	477		
Increase-- State Fair Bond Debt Service	482		
Core -- Debt Management	484		
Core -- Convention/Sports-Bartle Hall	489		
		Core -- Convention/Sports-Jackson County	494
		Administrative Disbursements	499
		Core- FIFA	499
		Increase-- FIFA World Cup	504
		Core- State Road Fund I70 Transfer	506
		I-44 Improvement Transfer	511
		State Road Fund I-44 Transfer	516
		Core- Sheriff Association	521
		Increase-- MO Sheriffs Retirement	526
		Core -- CMIA and Other Federal Payments	528
		Increase-- CMIA Additional Authority	533
		Increase-- GR Transfer to Budget Stabilization Fund ...	535
		Core -- Non-Entitlement Municipal District	537
		Core -- Cash Flow Loans Transfers	542
		Core -- Payback Cash Flow Loans	547
		Core -- Cash Flow Loan Interest Payment	552
		Core -- Budget Reserve Required Transfer	557
		Core -- Fund Corrections	562
		Core -- Central Services Cost Allocation Plan	567
		Core -- Statewide Dues Allocation	581
		Core -- Flood Control Leases	586
		Core -- National Forest Reserves	591
		Core -- Prosecutions-Crimes in Correctional Inst/Cap	
		Cases	596
		Increase-- Crimes in Institutions and Capital Cases	601

Crimes in Institutions and Capital Cases Chart.....	603
Core -- Regional Planning Commissions	604
Core-- Elected Officials Transition	609
Job Class Report	615
CO Job Class Report	615
OEO Job Class Report.....	616
PDMP Job Class Report	617
America 250 MO Commission Job Class Report.....	618
Accounting/ERP Job Class Report	619
Budget and Planning Job Class Report	620
GR IT Consolidation/Security Job Class Report	621
DESE Con It Job Class Report	623
DHEWD Con It Job Class Report	624
DOR IT Consolid HC Job Class Report	625
OA IT Consolidation Job Class Report	626
MDA Con It Job Class Report	627
DNR Con It Job Class Report	628
DED Con It Job Class Report	629
DCI Con It Job Class Report.....	630
DOLIR IT Consol Job Class Report	631
DPS Con It Job Class Report.....	632
DOC Con It Job Class Report.....	633
DHSS Con It Job Class Report.....	634
DMH Con It Job Class Report.....	635
DSS Con It Job Class Report.....	636

Div Personnel Job Class Report	637
Center for Operational Excellence Job Class Report....	638
Employee Referral Job Class Report.....	639
MO More Program Job Class Report.....	642
Purchasing Job Class Report.....	643
FMDC Operations Job Class Report.....	644
Div of General Services Job Class Report.....	646
Surplus Property Job Class Report.....	647
Admin Hearing Comm Job Class Report	648
Office Child Advocate Job Class Report.....	649
Childrens Trust Fund Job Class Report.....	650
Gov Cnsl on Disability Job Class Report	651
Moperm Job Class Report	652
MO Ethics Comm Job Class Report	653
Flexibility Requests.....	654
Office of Administration Flexibility Requests	654

OFFICE OF ADMINISTRATION OVERVIEW

The Office of Administration (OA) is the state's service and administrative control agency. Created by the General Assembly on January 15, 1973, it combines and coordinates the central management functions of state government. OA's responsibilities were clarified and amended by the Omnibus State Reorganization Act of 1974.

The chief administrative officer is the Commissioner of Administration who is appointed by the Governor with the advice and consent of the Senate. The Commissioner appoints the directors of the divisions. OA is comprised of seven divisions, including: **Accounting-** maintains all financial records for state appropriations and funds, processes payments, controls production of warrants, and distributes checks; **Budget and Planning-** analyzes state government programs and provides recommendations and information to the Governor, General Assembly, and state agencies regarding fiscal and other policies; **Facilities Management, Design and Construction-** provides project management and construction administration for capital improvement projects; operates, maintains and manages state-owned office buildings and other structures, and is responsible for acquiring and managing leased space; **General Services-** provides agencies with a variety of support services such as printing, mail services, fleet management, vehicle maintenance, and administration of the legal expense fund and the state employee workers' compensation program; maintains responsibility for the statewide in-house recycling program; transfers and/or disposes of state agencies' surplus property to maximize state resources; and administers the Federal Surplus Property Program. **Information Technology Services-** manages state information technology resources; provides mainframe computer processing services through the State Data Center; manages the State's telecommunication services; and provides Internet services, and network support to all state agencies; **Personnel-** provides central human resource (HR) management programs and services to all executive branch departments in compliance with the State Personnel Law; and **Purchasing-** centralizes procurement to save money by purchasing supplies, materials, and services in larger quantities and encourages competitive bidding and awards on all contracts.

In addition, the Office of Equal Opportunity (OEO) is a program housed with the Office of Administration and has primary responsibility for assisting in the coordination and implementation of minority and women participation programs throughout all departments of the executive branch of state government.

A number of boards and commissions' budgets are also assigned to OA including: Administrative Hearing Commission; Office of Child Advocate; Children's Trust Fund; Governor's Council on Disability; Missouri Public Entity Risk Management (MOPERM); the Missouri Ethics Commission; and the Board of Fund Commissioners Public Debt (House Bill 1), which appears in a separate budget book entitled "Board of Fund Commissioners". Appropriations for state general obligation debt are appropriated to the Office of Administration in House Bill 1 and budget requests appear in a separate budget book entitled "Board of Fund Commissioners". Also, the Joint Oversight Task Force (JOTF) for Prescription Drug Monitoring was added to the Office of Administration with the passage of SB 63. The JOTF is authorized to supervise the collection and use of patient dispensation information for prescribed Schedule II, III, or IV controlled substances as submitted by dispensers in Missouri.

The Office of Administration also administers a number of debt and related debt obligations appropriations, various pass-through distributions from the federal government, and statutory payments and reimbursements to political subdivisions throughout the State.

Appropriations for all State employee benefits such as social security, retirement, and health insurance, are appropriated centrally to the Office of Administration in House Bill 5, budget requests for those benefits appear in a separate budget book entitled "Employee Benefits."



Strategic Placemat – Our Top Priorities for FY25

Office of Administration

FY25 – updated 7/15/2024



VISION

Excellent customer service, every time.

FOCUS AREAS

Team Member Focus

Recognize superior performance, provide opportunities for growth and engage our team members

Customer Focus

Provide quality solutions to enable our partner agencies to deliver impact to their customers

Culture of Excellence


Improve how we work by using standardized tools and training while promoting a culture of continuous improvement


Technology Solutions

Looking to the future, implement technology that will improve how we work and provide a better customer and team experience

STRATEGIC INITIATIVES


1A. Talent Transformation Services Project:
 Implement the Talent Transformation Services Project to improve the team member experience.


1B. New Employee Orientation: Transform New Employee Orientation (NEO) to enhance OA's onboarding experience.



1C. Risk Management Education: Expand the knowledge of Enterprise Risk Management principles.


2A. Capital Improvements Planning Unit: Implement and assist state consolidated agencies with their five-year plans.


2B. Qualified Vendor List (QVL) Protocols: Develop guiding principles and best practices for QVL solicitations.

2C. Enterprise Data Governance Model: Develop and establish a plan for an enterprise-wide data governance model for consolidated agencies.



2D. Anti-Fraud Capabilities: Enhance security by integrating anti-fraud capabilities into our most critical applications.


3A. Security Program:
 Develop and implement an FMDC Security Program.

3B. Contract Performance: Develop and improve contract award performance metrics.

3C. Diversity and Belonging:
 Implement plans that focus on creating a resilient and diverse workforce representative of the communities we serve through increased accessibility and opportunities.

3D. Governor-Elect Agency Coordination: Develop a plan for the incoming administration with specific department information.


3E. OA Brand Standards and Style Guide:
 Create brand standards and an accompanying style guide to define best practices for branding, design, writing and formatting.

4A. Surplus Property Online Catalog: Improve the way we serve our customers by partnering with ITSD to implement an online catalog.

4B. FMDC Ticketing System: Identify and launch a new ticketing system to track metrics and work orders statewide.

4C. MOVERS Transition for Purchasing: Transition solicitations to MOVERS and prepare for contract transition to MOVERS.

4D. MOVERS Preparation: Identify existing business processes to review that will support the Human Capital Management development phase of the MOVERS project.

 Directly tied to Quarterly Pulse Survey (QPS) Results

State Auditor's Reports, Oversight Evaluations, and Missouri Sunset Act Reports

State Auditor's Office Reports:	Type of Report	Date Issued	Website
Administration Reemployment of State Retirees	State Auditor's Report	Mar-14	http://www.auditor.mo.gov/Press/2014021534215.pdf
Budget Reserve Fund	State Auditor's Report	Oct-19	https://app.auditor.mo.gov/Repository/Press/2019103746350.pdf
Children's Trust Fund Board	State Auditor's Report	Sep-19	https://app.auditor.mo.gov/Repository/Press/2019094494629.pdf
Comprehensive Annual Financial Report	State Auditor's Opinion	Dec-16	https://oa.mo.gov/sites/default/files/CAFR_2016_0.pdf
Comprehensive Annual Financial Report	State Auditor's Opinion	Jan-16	http://oa.mo.gov/sites/default/files/CAFR_2015.pdf
Comprehensive Annual Financial Report	State Auditor's Opinion	Jan-15	http://oa.mo.gov/sites/default/files/CAFR_2014.pdf
Comprehensive Annual Financial Report	State Auditor's Opinion	Jan-14	http://oa.mo.gov/sites/default/files/CAFR_2013.pdf
Contract License Offices Bidding and Procurement	State Auditor's Report	Jul-14	http://www.auditor.mo.gov/Press/2014049885459.pdf
Contract License Offices Bidding and Procurement	State Auditor's Report	Apr-12	https://app.auditor.mo.gov/Repository/Press/2012-28.pdf
DESE Contract Review	State Auditor's Report	Aug-14	http://www.auditor.mo.gov/Press/2014059577992.pdf
Governor's Withholdings and Estimated Appropriations	State Auditor's Report	Sep-14	https://app.auditor.mo.gov/Repository/Press/2014070478124.pdf
Information Technology Consolidation	State Auditor's Report	Jul-12	https://app.auditor.mo.gov/Repository/Press/2012-73.pdf
Office of Administration- ITSD Security Controls	State Auditor's Report	Mar-21	https://auditor.mo.gov/AuditReport/CitzSummary?id=871
Office of Administration-Division of FMDC	State Auditor's Report	Aug-16	http://app.auditor.mo.gov/Repository/Press/2016065675537.pdf
Office of Administration-Division of Purchasing and Materials Management	State Auditor's Report	Jul-15	http://app.auditor.mo.gov/Repository/Press/2015049591930.pdf
Missouri Accountability Portal	State Auditor's Report	Sep-19	https://app.auditor.mo.gov/Repository/Press/2019099440778.pdf
MissouriBUYS Statewide Procurement System	State Auditor's Report	Apr-18	https://app.auditor.mo.gov/AuditReports/CitzSummary.aspx?id=653
Procurement Card Program	State Auditor's Report	Oct-13	https://app.auditor.mo.gov/Repository/Press/2013-100.pdf
Review of Article X	State Auditor's Report	Sep-23	https://auditor.mo.gov/AuditReport/ViewReport?report=2023062
Review of Article X	State Auditor's Report	Aug-22	https://auditor.mo.gov/AuditReport/ViewReport?report=2022051
Review of Article X	State Auditor's Report	Jun-21	https://auditor.mo.gov/AuditReport/CitzSummary?id=883
Review of Article X	State Auditor's Report	Jun-20	https://app.auditor.mo.gov/Repository/Press/2020035217093.pdf
Review of Article X	State Auditor's Report	Jun-19	https://app.auditor.mo.gov/Repository/Press/2019047795363.pdf
Review of Article X	State Auditor's Report	Jun-18	https://app.auditor.mo.gov/AuditReports/CitzSummary.aspx?id=662
Review of Article X	State Auditor's Report	May-17	https://app.auditor.mo.gov/Repository/CitzSumm/2017033623332.pdf
Review of Article X	State Auditor's Report	Apr-16	http://app.auditor.mo.gov/Repository/Press/2016022799722.pdf
Review of Article X	State Auditor's Report	Apr-15	http://app.auditor.mo.gov/Repository/Press/2015022756773.pdf
Security Awareness Training	State Auditor's Report	May-24	https://auditor.mo.gov/AuditReport/ViewReport?report=2024035
Single Audit Act	State Auditor's Report	Mar-17	https://app.auditor.mo.gov/Repository/CitzSumm/2017018290343.pdf
Single Audit Act	State Auditor's Report	Mar-16	https://app.auditor.mo.gov/Repository/Press/2016016718198.pdf
Single Audit Act	State Auditor's Report	Mar-15	http://app.auditor.mo.gov/Repository/Press/2015014480075.pdf
State Agency for Surplus Property	State Auditor's Report	Jul-15	http://www.auditor.mo.gov/Repository/Press/2015049591930.pdf
State Budget Stress Test	State Auditor's Report	Feb-18	https://app.auditor.mo.gov/Repository/Press/2018007491503.pdf
State Legal Expense Fund (LEF)	State Auditor's Report	Sep-17	https://app.auditor.mo.gov/Repository/Press/2017098793156.pdf
Statewide Audit- OA	State Auditor's Report	Aug-22	https://auditor.mo.gov/AuditReport/ViewReport?report=2021066
Statewide Audit- OA	State Auditor's Report	Aug-21	https://auditor.mo.gov/AuditReport/ViewReport?report=2021066
Statewide Accounting System Internal Controls	State Auditor's Report	Dec-19	https://app.auditor.mo.gov/Repository/Press/2019129948420.pdf
Statewide Accounting System Internal Controls	State Auditor's Report	Dec-16	http://app.auditor.mo.gov/Repository/Press/2016133785725.pdf
Statewide Accounting System Internal Controls	State Auditor's Report	Feb-23	https://auditor.mo.gov/AuditReport/CitzSummary?id=960
Statewide Survey of Public Employee Retirement Systems in Missouri	State Auditor's Report	Sep-14	http://www.auditor.mo.gov/Press/2014092829132.pdf
Oversight Evaluations:			
Certain Debt and Certain Non-State Debt	Oversight Report	Jun-23	https://oversight.lr.mo.gov/oversight/over20231/PDFs/2023BondReport.pdf
Certain Debt and Certain Non-State Debt	Oversight Report	Jun-22	https://oversight.lr.mo.gov/oversight/over20221/PDFs/2022BondReport.pdf
Certain Debt and Certain Non-State Debt	Oversight Report	Jun-21	https://oversight.lr.mo.gov/oversight/over2021/PDFs/2021BondReportFinal.pdf
Certain Debt and Certain Non-State Debt	Oversight Report	Dec-20	https://oversight.lr.mo.gov/oversight/over20201/PDFs/2020BondReportFinal.pdf
Certain Debt and Certain Non-State Debt	Oversight Report	Dec-19	https://legislativeoversight.mo.gov/oversight/over20191/PDFs/2019BondReportFinal.pdf
Certain Debt and Certain Non-State Debt	Oversight Report	Dec-18	https://www.legislativeoversight.mo.gov/oversight/over20181/PDFs/2018BondReportFinal.pdf
Certain Debt and Certain Non-State Debt	Oversight Report	Dec-17	http://www.moga.mo.gov/oversight/over20171/PDFs/2017BondReportFinal.pdf
Certain Debt and Certain Non-State Debt	Oversight Report	Dec-16	http://www.moga.mo.gov/oversight/over20161/PDFs/2016BondReportFinal.pdf
Certain Debt and Certain Non-State Debt	Oversight Report	Dec-15	http://www.moga.mo.gov/oversight/over20151/PDFs/ReportOfCertainDebt2015.pdf
Review of Corrections and OA Food Service Contract	Program Evaluation	Jan-14	http://www.moga.mo.gov/oversight/over14/PDFs/REPORTDOCOAFOODSERVICECONTRACTSFINAL.pdf

	FY 2024 EXPENDITURE	FY 2025 APPROPRIATION	FY 2026 REQUEST	FY 2026 GOVERNOR RECOMMENDS
Office Of Administration				
Commissioner's Office	\$ 6,275,653	\$ 7,619,901	\$ 7,182,739	\$ 7,648,679
Accounting	5,501,800	16,818,910	16,780,441	17,760,238
Budget and Planning	2,314,068	2,419,563	2,465,063	2,645,359
Information Services	245,321,397	403,341,497	422,771,959	444,647,063
Personnel	9,854,645	20,591,780	17,591,780	14,986,053
Purchasing	2,529,024	3,007,449	3,007,449	3,170,681
Facilities Management	626,453	25,000	25,000	25,000
General Services	19,800,811	38,605,966	38,548,442	38,650,104
Assigned Programs	17,099,323	13,552,180	13,547,850	14,919,644
Debt & Related Obligations	1,537,009,077	316,544,837	82,722,422	124,122,422
Administrative Disbursements	19,925,508	51,092,598	53,240,625	83,240,625
TOTAL	\$ 1,866,257,759	\$ 873,619,681	\$ 657,883,770	\$ 751,815,868
General Revenue Fund	1,733,493,855	586,133,170	373,044,159	457,198,456
Federal Fund	67,578,466	126,619,758	125,237,785	127,071,718
Other Fund	65,185,438	160,866,753	159,601,826	167,545,694
Total Full-time Equivalent Employees	1,776.19	1,873.46	1,958.46	1,937.46

NEW DECISION ITEM

RANK: OF 1

Budget Unit Various

Bill Section Various

Pay Plan
DI# SWO.GV.002

1. AMOUNT OF REQUEST

	FY 2026 Department Request			
	GR	Federal	Other	Total
PS	0	0	0	0
EE	0	0	0	0
PSD	0	0	0	0
TRF	0	0	0	0
Total	0	0	0	0
FTE	0.00	0.00	0.00	0.00
Est. Fringe	0	0	0	0

Note: Fringes budgeted in Appropriation Bill 5 except for certain fringes budgeted directly to MoDOT, Highway Patrol, and Conservation.

	FY 2026 Governor's Recommended			
	GR	Federal	Other	Total
PS	3,974,685	954,648	2,778,879	7,708,212
EE	0	0	0	0
PSD	0	0	0	0
TRF	0	0	0	0
Total	3,974,685	954,648	2,778,879	7,708,212
FTE	0.00	0.00	0.00	0.00
Est. Fringe	0	0	0	0

Note: Fringes budgeted in Appropriation Bill 5 except for certain fringes budgeted directly to MoDOT, Highway Patrol, and Conservation.

Federal Funds: Various Funds

Other Funds: Various Funds

Non-Counts: 1122:Department of Labor and Industrial Relations \$186,315
 1501:State Facility Maintenance and Operation Fu \$1,380,649
 1505:Office of Administration Revolving Administr \$230,514
 1980:Missouri Revolving Information Technology T \$774,737

2. THIS REQUEST CAN BE CATEGORIZED AS:

Pay Plan

3. WHY IS THIS FUNDING NEEDED? PROVIDE AN EXPLANATION FOR ITEMS CHECKED IN #2. INCLUDE THE FEDERAL OR STATE STATUTORY OR CONSTITUTIONAL AUTHORIZATION FOR THIS PROGRAM.

NEW DECISION ITEM

RANK: OF 1

Budget Unit Various

Bill Section Various

Pay Plan
DI# SWO.GV.002

The FY 2026 budget includes appropriation authority for a time of service adjustment plan for full-time state employees. This would provide a 1% salary increase for every two years of continuous state service and would cap out at 10% for 20 years of service. This excludes job classes with statutorily-set salaries, the Departments of Transportation and Conservation, and certain job classes within the Missouri State Highway Patrol, who have existing time of service pay structures. State employees working in 24/7 facilities that already have this time of service pay plan will get a one percent cost of living adjustment.

4. DESCRIBE THE DETAILED ASSUMPTIONS USED TO DERIVE THE SPECIFIC REQUESTED AMOUNT. (How did you determine that the requested number of FTE were appropriate? From what source or standard did you derive the requested levels of funding? Were alternatives such as outsourcing or automation considered? If based on new legislation, does request tie to TAFP fiscal note? If not, explain why. Detail which portions of the request are one-times and how those amounts were calculated.)

The appropriated amounts for the Fiscal Year 2026 pay plan are based on current time of state service for all full-time employees.

5. BREAK DOWN THE REQUEST BY BUDGET ACCOUNT CLASS, JOB CLASS, AND FUND SOURCE. IDENTIFY ONE-TIME COSTS.

Budget Account Class/Job Class	DTREQ GR DOLLAR	DTREQ GR FTE	DTREQ FED DOLLAR	DTREQ FED FTE	DTREQ OTHER DOLLAR	DTREQ OTHER FTE	DTREQ TOTAL DOLLAR	DTREQ TOTAL FTE	DTREQ One-Time DOLLARS
Total PS	0	0.00	0	0.00	0	0.00	0	0.00	0
Total EE	0		0		0		0		0
Total PSD	0		0		0		0		0
Total TRF	0		0		0		0		0
Grand Total	0	0.00	0	0.00	0	0.00	0	0.00	0
Budget Account Class/Job Class	GVREC GR DOLLAR	GVREC GR FTE	GVREC FED DOLLAR	GVREC FED FTE	GVREC OTHER DOLLAR	GVREC OTHER FTE	GVREC TOTAL DOLLAR	GVREC TOTAL FTE	GVREC One-Time DOLLARS
000311 - ACCOUNTANT I	1,850	0.00	0	0.00	0	0.00	1,850	0.00	0
009700 - STATE DEPARTMENT DIRECTOR	6,092	0.00	0	0.00	0	0.00	6,092	0.00	0

NEW DECISION ITEM

RANK: OF 1

Budget Unit Various

Bill Section Various

**Pay Plan
DI# SWO.GV.002**

Budget Account Class/Job Class	GVREC GR DOLLAR	GVREC GR FTE	GVREC FED DOLLAR	GVREC FED FTE	GVREC OTHER DOLLAR	GVREC OTHER FTE	GVREC TOTAL DOLLAR	GVREC TOTAL FTE	GVREC One-Time DOLLARS
009703 - DESIGNATED PRINCIPAL ASST DEPT	7,858	0.00	0	0.00	980	0.00	8,838	0.00	0
009705 - DIVISION DIRECTOR	59,407	0.00	0	0.00	14,874	0.00	74,281	0.00	0
009707 - DESIGNATED PRINCIPAL ASST DIV	71,544	0.00	537	0.00	13,591	0.00	85,672	0.00	0
009725 - PROGRAM MANAGER	11,310	0.00	1,074	0.00	0	0.00	12,384	0.00	0
009734 - LEGAL COUNSEL	23,290	0.00	899	0.00	4,270	0.00	28,459	0.00	0
009735 - CHIEF COUNSEL	12,220	0.00	0	0.00	0	0.00	12,220	0.00	0
009739 - COMMISSION MEMBER	25,301	0.00	0	0.00	1,332	0.00	26,633	0.00	0
009766 - DATA PROCESSING MANAGER	35,807	0.00	0	0.00	0	0.00	35,807	0.00	0
009768 - DEPUTY GENERAL COUNSEL	12,495	0.00	0	0.00	0	0.00	12,495	0.00	0
009810 - MISCELLANEOUS TECHNICAL	15,222	0.00	0	0.00	0	0.00	15,222	0.00	0
009811 - MISCELLANEOUS PROFESSIONAL	64,935	0.00	0	0.00	1,189	0.00	66,124	0.00	0
009812 - MISCELLANEOUS SUPERVISORY	20,401	0.00	0	0.00	0	0.00	20,401	0.00	0
009870 - SPECIAL ASST OFFICIAL & ADMSTR	1,066	0.00	0	0.00	0	0.00	1,066	0.00	0
009871 - SPECIAL ASST PROFESSIONAL	111,755	0.00	882	0.00	28,218	0.00	140,855	0.00	0
009875 - SPECIAL ASST OFFICE & CLERICAL	5,166	0.00	0	0.00	1,452	0.00	6,618	0.00	0
009878 - PRINCIPAL ASST BOARD/COMMISSON	14,636	0.00	0	0.00	27,102	0.00	41,738	0.00	0

NEW DECISION ITEM

RANK: OF 1

Budget Unit Various

Bill Section Various

Pay Plan
DI# SWO.GV.002

Budget Account Class/Job Class	GVREC GR DOLLAR	GVREC GR FTE	GVREC FED DOLLAR	GVREC FED FTE	GVREC OTHER DOLLAR	GVREC OTHER FTE	GVREC TOTAL DOLLAR	GVREC TOTAL FTE	GVREC One-Time DOLLARS
02AM10 - ADMINISTRATIVE SUPPORT CLERK	0	0.00	0	0.00	11,063	0.00	11,063	0.00	0
02AM20 - ADMIN SUPPORT ASSISTANT	10,066	0.00	0	0.00	55,532	0.00	65,598	0.00	0
02AM30 - LEAD ADMIN SUPPORT ASSISTANT	22,347	0.00	4,998	0.00	30,972	0.00	58,317	0.00	0
02AM40 - ADMIN SUPPORT PROFESSIONAL	27,645	0.00	0	0.00	45,260	0.00	72,905	0.00	0
02AM50 - ADMINISTRATIVE MANAGER	12,294	0.00	0	0.00	22,168	0.00	34,462	0.00	0
02CS20 - CUSTOMER SERVICE REP	0	0.00	0	0.00	6,147	0.00	6,147	0.00	0
02CS40 - CUSTOMER SERVICE SUPERVISOR	0	0.00	0	0.00	1,026	0.00	1,026	0.00	0
02PM20 - SR BUSINESS PROJECT MANAGER	9,949	0.00	0	0.00	28,543	0.00	38,492	0.00	0
02PM30 - PRINCIPAL BUSINESS PROJECT MGR	13,283	0.00	0	0.00	20,991	0.00	34,274	0.00	0
02PS10 - PROGRAM ASSISTANT	480	0.00	0	0.00	0	0.00	480	0.00	0
02PS20 - PROGRAM SPECIALIST	3,363	0.00	0	0.00	0	0.00	3,363	0.00	0
02PS30 - SENIOR PROGRAM SPECIALIST	34,150	0.00	2,237	0.00	13,817	0.00	50,204	0.00	0
02PS40 - PROGRAM COORDINATOR	8,974	0.00	0	0.00	12,830	0.00	21,804	0.00	0
02PS50 - PROGRAM MANAGER	0	0.00	0	0.00	7,350	0.00	7,350	0.00	0
02RD30 - RESEARCH/DATA ANALYST	3,898	0.00	0	0.00	0	0.00	3,898	0.00	0

NEW DECISION ITEM

RANK: OF 1

Budget Unit Various

Bill Section Various

Pay Plan
DI# SWO.GV.002

Budget Account Class/Job Class	GVREC GR DOLLAR	GVREC GR FTE	GVREC FED DOLLAR	GVREC FED FTE	GVREC OTHER DOLLAR	GVREC OTHER FTE	GVREC TOTAL DOLLAR	GVREC TOTAL FTE	GVREC One-Time DOLLARS
02RD40 - SENIOR RESEARCH/DATA ANALYST	18,688	0.00	0	0.00	2,558	0.00	21,246	0.00	0
02RD50 - RESEARCH DATA ANALYSIS SPV/MGR	5,300	0.00	0	0.00	0	0.00	5,300	0.00	0
02RM10 - RISK/CLAIMS TECHNICIAN	4,127	0.00	0	0.00	0	0.00	4,127	0.00	0
02RM20 - SENIOR RISK/CLAIMS TECHNICIAN	7,619	0.00	0	0.00	540	0.00	8,159	0.00	0
02RM50 - SENIOR RISK/CLAIMS SPECIALIST	20,104	0.00	0	0.00	10,587	0.00	30,691	0.00	0
02RM60 - RISK/CLAIMS SPEC SUPERVISOR	0	0.00	0	0.00	11,543	0.00	11,543	0.00	0
02RM70 - RISK/CLAIMS MANAGER	1,935	0.00	0	0.00	645	0.00	2,580	0.00	0
02SK10 - STORES/WAREHOUSE ASSISTANT	0	0.00	0	0.00	1,464	0.00	1,464	0.00	0
02SK20 - STORES/WAREHOUSE ASSOCIATE	0	0.00	0	0.00	8,706	0.00	8,706	0.00	0
02SK30 - STORES/WAREHOUSE SUPERVISOR	0	0.00	0	0.00	3,635	0.00	3,635	0.00	0
03MM20 - SENIOR MULTIMEDIA SPECIALIST	1,795	0.00	0	0.00	872	0.00	2,667	0.00	0
03PR10 - PUBLIC RELATIONS SPECIALIST	516	0.00	0	0.00	583	0.00	1,099	0.00	0
03PR20 - SR PUBLIC RELATIONS SPECIALIST	0	0.00	0	0.00	945	0.00	945	0.00	0
03PR30 - PUBLIC RELATIONS COORDINATOR	7,740	0.00	0	0.00	4,711	0.00	12,451	0.00	0
06CU40 - CUSTODIAL MANAGER	0	0.00	0	0.00	5,727	0.00	5,727	0.00	0

NEW DECISION ITEM

RANK: OF 1

Budget Unit Various

Bill Section Various

Pay Plan
DI# SWO.GV.002

Budget Account Class/Job Class	GVREC GR DOLLAR	GVREC GR FTE	GVREC FED DOLLAR	GVREC FED FTE	GVREC OTHER DOLLAR	GVREC OTHER FTE	GVREC TOTAL DOLLAR	GVREC TOTAL FTE	GVREC One-Time DOLLARS
08TD30 - STAFF DEV TRAINING SPECIALIST	1,300	0.00	0	0.00	2,322	0.00	3,622	0.00	0
08TD40 - SR STAFF DEV TRAINING SPEC	8,047	0.00	0	0.00	0	0.00	8,047	0.00	0
08TD50 - STAFF DEVELOPMENT TRAINING MGR	8,744	0.00	0	0.00	0	0.00	8,744	0.00	0
09AE10 - DESIGNER	0	0.00	0	0.00	11,995	0.00	11,995	0.00	0
09ER20 - ASSOCIATE ENGINEER	0	0.00	0	0.00	718	0.00	718	0.00	0
09ER30 - PROFESSIONAL ENGINEER	0	0.00	0	0.00	920	0.00	920	0.00	0
09ER50 - ENGINEER SUPERVISOR	0	0.00	0	0.00	2,109	0.00	2,109	0.00	0
09ES20 - ENGNG SURVEYING & FIELD TECH	0	0.00	0	0.00	1,979	0.00	1,979	0.00	0
09PG10 - ENGNG/ARCHITECT PROJECT MGR	0	0.00	0	0.00	37,738	0.00	37,738	0.00	0
09PG20 - SR ENGNG/ARCHITECT PROJECT MGR	0	0.00	0	0.00	33,886	0.00	33,886	0.00	0
11AB10 - AGENCY BUDGET ANALYST	11,978	0.00	0	0.00	11,189	0.00	23,167	0.00	0
11AB20 - AGENCY BUDGET SENIOR ANALYST	6,899	0.00	0	0.00	8,050	0.00	14,949	0.00	0
11AC20 - ACCOUNTS ASSISTANT	1,750	0.00	0	0.00	0	0.00	1,750	0.00	0
11AC30 - SENIOR ACCOUNTS ASSISTANT	29,686	0.00	0	0.00	21,445	0.00	51,131	0.00	0
11AC50 - ACCOUNTANT	35,628	0.00	0	0.00	9,035	0.00	44,663	0.00	0
11AC60 - INTERMEDIATE ACCOUNTANT	20,739	0.00	0	0.00	1,330	0.00	22,069	0.00	0
11AC70 - SENIOR ACCOUNTANT	15,799	0.00	0	0.00	8,631	0.00	24,430	0.00	0

NEW DECISION ITEM

RANK: OF 1

Budget Unit Various

Bill Section Various

Pay Plan
DI# SWO.GV.002

Budget Account Class/Job Class	GVREC GR DOLLAR	GVREC GR FTE	GVREC FED DOLLAR	GVREC FED FTE	GVREC OTHER DOLLAR	GVREC OTHER FTE	GVREC TOTAL DOLLAR	GVREC TOTAL FTE	GVREC One-Time DOLLARS
11AC80 - ACCOUNTANT SUPERVISOR	78,989	0.00	0	0.00	32,566	0.00	111,555	0.00	0
11AC90 - ACCOUNTANT MANAGER	28,700	0.00	0	0.00	13,824	0.00	42,524	0.00	0
11BP10 - BUDGET AND POLICY ANALYST	13,012	0.00	0	0.00	0	0.00	13,012	0.00	0
11BP20 - SENIOR BUDGET & POLICY ANALYST	13,582	0.00	0	0.00	0	0.00	13,582	0.00	0
11BP30 - BUDGET AND POLICY SUPERVISOR	30,984	0.00	0	0.00	0	0.00	30,984	0.00	0
11BP40 - BUDGET AND POLICY MANAGER	19,214	0.00	0	0.00	0	0.00	19,214	0.00	0
11EN40 - CHIEF ECONOMIST	6,068	0.00	0	0.00	0	0.00	6,068	0.00	0
11GR30 - GRANTS SPECIALIST	0	0.00	0	0.00	4,787	0.00	4,787	0.00	0
11PN20 - PROCUREMENT ANALYST	8,590	0.00	0	0.00	6,893	0.00	15,483	0.00	0
11PN30 - PROCUREMENT SPECIALIST	3,784	0.00	0	0.00	15,376	0.00	19,160	0.00	0
11PN40 - PROCUREMENT SUPERVISOR	54,993	0.00	0	0.00	18,350	0.00	73,343	0.00	0
11PN50 - PROCUREMENT MANAGER	21,538	0.00	0	0.00	8,639	0.00	30,177	0.00	0
12HR20 - HUMAN RESOURCES GENERALIST	11,839	0.00	0	0.00	0	0.00	11,839	0.00	0
12HR40 - HUMAN RESOURCES MANAGER	7,594	0.00	0	0.00	0	0.00	7,594	0.00	0
12HR50 - HUMAN RESOURCES DIRECTOR	11,162	0.00	0	0.00	0	0.00	11,162	0.00	0
12SH10 - HUMAN RESOURCES CONSULTANT AST	4,757	0.00	0	0.00	0	0.00	4,757	0.00	0

NEW DECISION ITEM

RANK: OF 1

Budget Unit Various

Bill Section Various

Pay Plan
DI# SWO.GV.002

Budget Account Class/Job Class	GVREC GR DOLLAR	GVREC GR FTE	GVREC FED DOLLAR	GVREC FED FTE	GVREC OTHER DOLLAR	GVREC OTHER FTE	GVREC TOTAL DOLLAR	GVREC TOTAL FTE	GVREC One-Time DOLLARS
12SH20 - HUMAN RESOURCES CONSULTANT	5,439	0.00	0	0.00	0	0.00	5,439	0.00	0
12SH30 - SR HUMAN RESOURCES CONSULTANT	38,203	0.00	0	0.00	0	0.00	38,203	0.00	0
12SH40 - HUMAN RESOURCES CONSULTANT SPEC	7,576	0.00	0	0.00	0	0.00	7,576	0.00	0
12SH50 - HUMAN RESOURCES PROGRAM COORD	9,636	0.00	0	0.00	0	0.00	9,636	0.00	0
12SH60 - HUMAN RESOURCES PROGRAM DIRCTR	11,467	0.00	0	0.00	0	0.00	11,467	0.00	0
13SS30 - SR SOCIAL SERVICES SPECIALIST	9,092	0.00	4,180	0.00	0	0.00	13,272	0.00	0
14AS10 - ASSOC APPLICATIONS DEVELOPER	89,804	0.00	27,458	0.00	10,264	0.00	127,526	0.00	0
14AS20 - APPLICATIONS DEVELOPER	206,303	0.00	99,304	0.00	65,031	0.00	370,638	0.00	0
14AS30 - SENIOR APPLICATIONS DEVELOPER	241,437	0.00	100,210	0.00	23,481	0.00	365,128	0.00	0
14AS40 - APPLICATIONS DEVELOPMENT SPEC	62,201	0.00	30,947	0.00	9,785	0.00	102,933	0.00	0
14AS50 - APPLICATIONS DEVELOPMENT MGR	76,473	0.00	52,151	0.00	2,448	0.00	131,072	0.00	0
14CO10 - COMPUTER OPERATIONS CLERK	88	0.00	0	0.00	4,741	0.00	4,829	0.00	0
14CO13 - NETWORK OPERATIONS TECH	0	0.00	0	0.00	8,156	0.00	8,156	0.00	0
14CO15 - SR NETWORK OPERATIONS TECH	127	0.00	0	0.00	14,236	0.00	14,363	0.00	0

NEW DECISION ITEM

RANK: OF 1

Budget Unit Various

Bill Section Various

Pay Plan
DI# SWO.GV.002

Budget Account Class/Job Class	GVREC GR DOLLAR	GVREC GR FTE	GVREC FED DOLLAR	GVREC FED FTE	GVREC OTHER DOLLAR	GVREC OTHER FTE	GVREC TOTAL DOLLAR	GVREC TOTAL FTE	GVREC One-Time DOLLARS
14CO20 - COMPUTER OPERATIONS SUPERVISOR	0	0.00	0	0.00	10,824	0.00	10,824	0.00	0
14CO30 - COMPUTER OPERATIONS MANAGER	0	0.00	0	0.00	840	0.00	840	0.00	0
14DM10 - DATA TECHNICIAN	8,756	0.00	439	0.00	9,990	0.00	19,185	0.00	0
14DM20 - DATA ANALYST	15,526	0.00	2,080	0.00	13,379	0.00	30,985	0.00	0
14DM30 - DATA SPECIALIST	38,311	0.00	14,761	0.00	60,225	0.00	113,297	0.00	0
14DM40 - SENIOR DATA SPECIALIST	27,961	0.00	16,386	0.00	2,290	0.00	46,637	0.00	0
14DM50 - DATA MANAGER	16,847	0.00	0	0.00	12,393	0.00	29,240	0.00	0
14EA10 - ENTERPRISE ARCHITECT	50,517	0.00	15,630	0.00	101	0.00	66,248	0.00	0
14EA20 - SENIOR ENTERPRISE ARCHITECT	16,047	0.00	8,822	0.00	3,299	0.00	28,168	0.00	0
14GI20 - GEOGRAPHIC INFO SYSTEMS SPEC	5,798	0.00	1,166	0.00	3,078	0.00	10,042	0.00	0
14GI25 - GEOGRAPHIC INFO SYSTEMS DEV	1,376	0.00	1,513	0.00	4,735	0.00	7,624	0.00	0
14GI30 - GEOGRAPHIC INFO SYSTEMS SPV	5,573	0.00	1,389	0.00	4,180	0.00	11,142	0.00	0
14GI40 - GEOGRAPHIC INFO SYSTEMS MGR	10,211	0.00	0	0.00	0	0.00	10,211	0.00	0
14IM10 - DIR STRATEGY & PLANNING LVL 1	10,125	0.00	1,918	0.00	6,683	0.00	18,726	0.00	0
14IM20 - DIR STRATEGY & PLANNING LVL 2	24,908	0.00	6,138	0.00	2,100	0.00	33,146	0.00	0
14IM30 - DIR STRATEGY & PLANNING LVL 3	20,918	0.00	14,043	0.00	0	0.00	34,961	0.00	0
14IP10 - BUSINESS ANALYST	40,981	0.00	6,327	0.00	7,086	0.00	54,394	0.00	0

NEW DECISION ITEM

RANK: OF 1

Budget Unit Various

Bill Section Various

Pay Plan
DI# SWO.GV.002

Budget Account Class/Job Class	GVREC GR DOLLAR	GVREC GR FTE	GVREC FED DOLLAR	GVREC FED FTE	GVREC OTHER DOLLAR	GVREC OTHER FTE	GVREC TOTAL DOLLAR	GVREC TOTAL FTE	GVREC One-Time DOLLARS
14IP20 - SENIOR BUSINESS ANALYST	52,715	0.00	13,553	0.00	11,535	0.00	77,803	0.00	0
14IP30 - PROJECT MANAGER	91,477	0.00	27,469	0.00	16,861	0.00	135,807	0.00	0
14IP40 - SENIOR PROJECT MANAGER	43,991	0.00	26,911	0.00	3,182	0.00	74,084	0.00	0
14IP50 - PROJECT MANAGER DIRECTOR	39,547	0.00	2,432	0.00	6,986	0.00	48,965	0.00	0
14NI10 - NETWORK INFRASTRUCTURE TECH	9,643	0.00	0	0.00	14,642	0.00	24,285	0.00	0
14NI20 - NETWORK INFRASTRUCTURE SPEC	3,301	0.00	0	0.00	25,827	0.00	29,128	0.00	0
14NI30 - NETWORK INFRASTRUCTURE ARCHTCT	8,386	0.00	5,403	0.00	62,751	0.00	76,540	0.00	0
14NI40 - NETWORK INFRASTRUCTURE SPV	68	0.00	0	0.00	33,362	0.00	33,430	0.00	0
14QC10 - QUALITY CONTROL TECHNICIAN	17,724	0.00	6,098	0.00	96	0.00	23,918	0.00	0
14QC20 - QUALITY CONTROL SPECIALIST	27,415	0.00	29,893	0.00	7,306	0.00	64,614	0.00	0
14QC30 - QUALITY CONTROL COORDINATOR	44,030	0.00	6,610	0.00	25	0.00	50,665	0.00	0
14QC40 - QUALITY CONTROL MANAGER	9,395	0.00	0	0.00	0	0.00	9,395	0.00	0
14SA10 - SYSTEMS ADMINISTRATION TECH	35,123	0.00	11,761	0.00	33,123	0.00	80,007	0.00	0
14SA20 - SYSTEMS ADMINISTRATION SPEC	80,548	0.00	17,706	0.00	117,427	0.00	215,681	0.00	0
14SA30 - SR SYSTEMS ADMINISTRATION SPEC	45,572	0.00	6,871	0.00	116,459	0.00	168,902	0.00	0

NEW DECISION ITEM

RANK: OF 1

Budget Unit Various

Bill Section Various

Pay Plan
DI# SWO.GV.002

Budget Account Class/Job Class	GVREC GR DOLLAR	GVREC GR FTE	GVREC FED DOLLAR	GVREC FED FTE	GVREC OTHER DOLLAR	GVREC OTHER FTE	GVREC TOTAL DOLLAR	GVREC TOTAL FTE	GVREC One-Time DOLLARS
14SA40 - SYSTEMS ADMINISTRATOR	1,426	0.00	425	0.00	50,551	0.00	52,402	0.00	0
14SE10 - CYBERSECURITY TECHNICIAN	12,990	0.00	0	0.00	0	0.00	12,990	0.00	0
14SE20 - CYBERSECURITY ANALYST	23,207	0.00	0	0.00	0	0.00	23,207	0.00	0
14SE30 - CYBERSECURITY SPECIALIST	58,780	0.00	0	0.00	0	0.00	58,780	0.00	0
14SE40 - SR CYBERSECURITY SPECIALIST	58,935	0.00	0	0.00	0	0.00	58,935	0.00	0
14TS20 - CLIENT SUPPORT TECH-TIER 2	234,483	0.00	95,464	0.00	53,485	0.00	383,432	0.00	0
14TS30 - SENIOR CLIENT SUPPORT TECH	60,506	0.00	26,326	0.00	6,283	0.00	93,115	0.00	0
14TS40 - CLIENT SUPPORT SUPERVISOR	76,733	0.00	29,403	0.00	9,413	0.00	115,549	0.00	0
14TS50 - CLIENT SUPPORT MANAGER	39,086	0.00	936	0.00	1,464	0.00	41,486	0.00	0
15LS40 - PARALEGAL	2,057	0.00	0	0.00	0	0.00	2,057	0.00	0
18RL20 - REAL ESTATE SVCS COORDINATOR	0	0.00	0	0.00	26,900	0.00	26,900	0.00	0
22AU20 - AUTOMOTIVE MECHANIC	0	0.00	0	0.00	15,974	0.00	15,974	0.00	0
22FG10 - MAINTENANCE/GROUNDS WORKER	0	0.00	0	0.00	3,570	0.00	3,570	0.00	0
22FG20 - MAINTENANCE/GROUNDS TECHNICIAN	0	0.00	0	0.00	146,894	0.00	146,894	0.00	0

NEW DECISION ITEM

RANK: OF 1

Budget Unit Various

Bill Section Various

**Pay Plan
DI# SWO.GV.002**

Budget Account Class/Job Class	GVREC GR DOLLAR	GVREC GR FTE	GVREC FED DOLLAR	GVREC FED FTE	GVREC OTHER DOLLAR	GVREC OTHER FTE	GVREC TOTAL DOLLAR	GVREC TOTAL FTE	GVREC One-Time DOLLARS
22FG30 - MAINTENANCE/GROUNDS SUPERVISOR	0	0.00	0	0.00	37,021	0.00	37,021	0.00	0
22ST20 - SPECIALIZED TRADES WORKER	0	0.00	0	0.00	194,158	0.00	194,158	0.00	0
22ST30 - SR SPECIALIZED TRADES WORKER	0	0.00	0	0.00	41,206	0.00	41,206	0.00	0
22ST40 - SPECIALIZED TRADES SUPERVISOR	0	0.00	0	0.00	215,405	0.00	215,405	0.00	0
22ST50 - SPECIALIZED TRADES MANAGER	0	0.00	0	0.00	49,692	0.00	49,692	0.00	0
22TA10 - CONSTRUCTION PROJECT TECH	0	0.00	0	0.00	9,648	0.00	9,648	0.00	0
22TA20 - CONSTRUCTION PROJECT SPEC	0	0.00	0	0.00	24,979	0.00	24,979	0.00	0
22TA30 - CONSTRUCTION PROJECT SPV	0	0.00	0	0.00	8,077	0.00	8,077	0.00	0
22TA40 - CONSTRUCTION PROJECT MANAGER	0	0.00	0	0.00	8,043	0.00	8,043	0.00	0
J00104 - REPORTING SPECIALIST	12,713	0.00	0	0.00	0	0.00	12,713	0.00	0
J00106 - EXECUTIVE DIRECTOR	11,655	0.00	0	0.00	0	0.00	11,655	0.00	0
J00107 - SUPPORT ASSISTANT	3,500	0.00	0	0.00	0	0.00	3,500	0.00	0
J00108 - CLERK TYPIST II	488	0.00	0	0.00	0	0.00	488	0.00	0
J00109 - ADMINISTRATIVE ASSISTANT	361	0.00	0	0.00	0	0.00	361	0.00	0
J00111 - DIRECTOR OF BUSINESS SERVICES	12,110	0.00	0	0.00	0	0.00	12,110	0.00	0

NEW DECISION ITEM

RANK: OF 1

Budget Unit Various

Bill Section Various

**Pay Plan
DI# SWO.GV.002**

Budget Account Class/Job Class	GVREC GR DOLLAR	GVREC GR FTE	GVREC FED DOLLAR	GVREC FED FTE	GVREC OTHER DOLLAR	GVREC OTHER FTE	GVREC TOTAL DOLLAR	GVREC TOTAL FTE	GVREC One-Time DOLLARS
J00112 - SENIOR FIELD INVESTIGATOR	5,720	0.00	0	0.00	0	0.00	5,720	0.00	0
J00120 - DIRECTOR OF INFORMATION TECH	9,121	0.00	0	0.00	0	0.00	9,121	0.00	0
J00126 - COMPUTER INFO TECHNOLOGIST III	565	0.00	0	0.00	0	0.00	565	0.00	0
J00127 - PERSONNEL ANALYST III	4,173	0.00	0	0.00	0	0.00	4,173	0.00	0
J00128 - PARALEGAL	497	0.00	0	0.00	0	0.00	497	0.00	0
O99999 - OTHER	614,939	0.00	231,898	0.00	494,184	0.00	1,341,021	0.00	0
Total PS	3,974,685	0.00	954,648	0.00	2,778,879	0.00	7,708,212	0.00	0
Total EE	0		0		0		0		0
Total PSD	0		0		0		0		0
Total TRF	0		0		0		0		0
Grand Total	3,974,685	0.00	954,648	0.00	2,778,879	0.00	7,708,212	0.00	0

CORE DECISION ITEM

Office of Administration
 Commissioner's Office
 CORE - Operating - Commissioner

Budget Unit 350001B
 Bill Section 05.005

1. CORE FINANCIAL SUMMARY

	FY 2026 Department Request			
	GR	Federal	Other	Total
PS	1,128,864	0	0	1,128,864
EE	84,333	0	0	84,333
PSD	0	0	0	0
TRF	0	0	0	0
Total	1,213,197	0	0	1,213,197

FTE	12.00	0.00	0.00	12.00
------------	--------------	-------------	-------------	--------------

Est. Fringe	597,908	0	0	597,908
--------------------	---------	---	---	---------

Note: Fringes budgeted in Appropriation Bill 5 except for certain fringes budgeted directly to MoDOT, Highway Patrol, and Conservation.

	FY 2026 Governor's Recommended			
	GR	Federal	Other	Total
PS	1,128,864	0	0	1,128,864
EE	84,333	0	0	84,333
PSD	0	0	0	0
TRF	0	0	0	0
Total	1,213,197	0	0	1,213,197

FTE	12.00	0.00	0.00	12.00
------------	--------------	-------------	-------------	--------------

Est. Fringe	597,908	0	0	597,908
--------------------	---------	---	---	---------

Note: Fringes budgeted in Appropriation Bill 5 except for certain fringes budgeted directly to MoDOT, Highway Patrol, and Conservation.

2. CORE DESCRIPTION

The Commissioner's Office provides centralized services to the department, including legislative and policy issue research and tracking, legal counsel, and budget preparation and tracking. The statewide Office of Equal Opportunity (OEO) as well as the newly created Prescription Drug Monitoring Program (PDMP) are also assigned to the Commissioner's Office. The core budgets for OEO & PDMP appear as separate requests.

3. PROGRAM LISTING (list programs included in this core funding)

See OA Divisions' program listings.

CORE DECISION ITEM

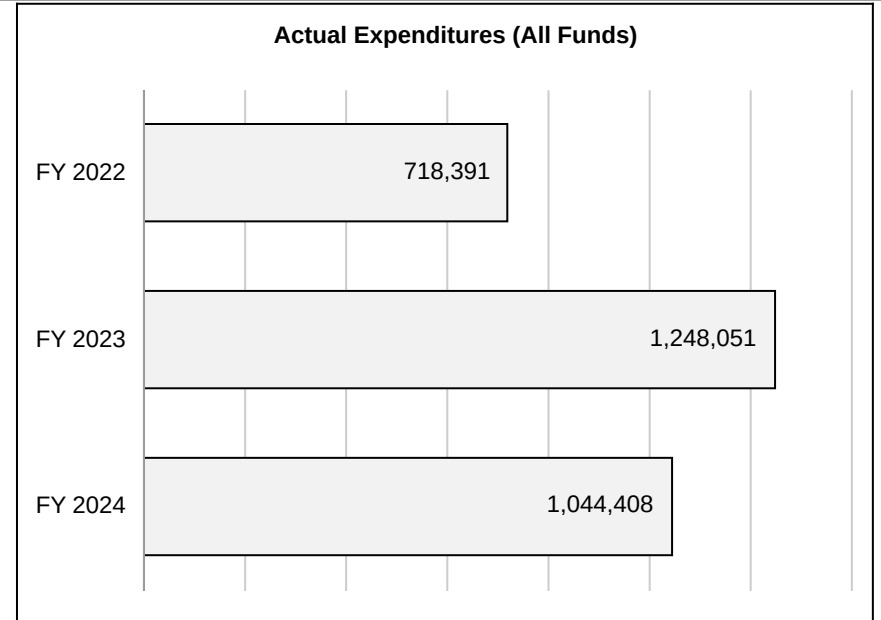
**Office of Administration
Commissioner's Office
CORE - Operating - Commissioner**

Budget Unit 350001B

Bill Section 05.005

4. FINANCIAL HISTORY

	FY 2022	FY 2023	FY 2024	FY 2025
	Actual	Actual	Actual	Current Yr. as of 1/27/25
Appropriations (All Funds)	811,642	3,465,395	1,183,055	1,213,197
Less Reverted (All Funds)	(22,720)	(91,963)	(35,492)	(36,396)
Less Restricted (All Funds)*	0	0	0	0
Less Transfers Out	(9,000)	(7,000)	(13,600)	0
Plus Transfers In	9,000	7,000	13,600	0
Budget Authority (All Funds)	788,922	3,373,432	1,147,563	1,176,801
Actual Expenditures (all Fund)	718,391	1,248,051	1,044,408	N/A
Unexpended (All Funds)	70,531	2,125,381	103,155	N/A
Unexpended by Fund:				
General Revenue	70,531	1,725,381	103,155	N/A
Federal	0	400,000	0	N/A
Other	0	0	0	N/A



*Restricted amount is as of

Reverted includes the statutory three-percent reserve amount (when applicable).

Restricted includes any Governor's Expenditure Restrictions which remained at the end of the fiscal year (when applicable).

CORE DECISION ITEM

Office of Administration
 Commissioner's Office
 CORE - Operating - Commissioner

Budget Unit 350001B

Bill Section 05.005

5. CORE RECONCILIATION DETAIL

	Budget Class	FTE	GR	FED	OTHER	TOTAL	Explanation
TAFP After VETOES							
	PS	12.00	1,128,864	0	0	1,128,864	
	EE	0.00	84,333	0	0	84,333	
	PD	0.00	0	0	0	0	
	TRF	0.00	0	0	0	0	
	Total	12.00	1,213,197	0	0	1,213,197	
One-Times							
	PS	0.00	0	0	0	0	
	EE	0.00	0	0	0	0	
	PD	0.00	0	0	0	0	
	TRF	0.00	0	0	0	0	
	Total	0.00	0	0	0	0	
FY 26 Beginning Core							
	PS	12.00	1,128,864	0	0	1,128,864	
	EE	0.00	84,333	0	0	84,333	
	PD	0.00	0	0	0	0	
	TRF	0.00	0	0	0	0	
	Total	12.00	1,213,197	0	0	1,213,197	
Department Request Adjustments							

CORE DECISION ITEM

Office of Administration
 Commissioner's Office
 CORE - Operating - Commissioner

Budget Unit 350001B

Bill Section 05.005

			Budget Class	FTE	GR	FED	OTHER	TOTAL	Explanation
Core Reallocation	CRA.35B.005	10123	PS	0.00	0	0	0	0	Core reallocation to update a job class number to match how the position was filled.
Net Department Request Adjustments				0.00	0	0	0	0	
Department Request Core									
			PS	12.00	1,128,864	0	0	1,128,864	
			EE	0.00	84,333	0	0	84,333	
			PD	0.00	0	0	0	0	
			TRF	0.00	0	0	0	0	
			Total	12.00	1,213,197	0	0	1,213,197	
Governor's Recommended Core									
			PS	12.00	1,128,864	0	0	1,128,864	
			EE	0.00	84,333	0	0	84,333	
			PD	0.00	0	0	0	0	
			TRF	0.00	0	0	0	0	
			Total	12.00	1,213,197	0	0	1,213,197	

CORE DECISION ITEM

**Office of Administration
Commissioner's Office
CORE - Operating - Commissioner**

Budget Unit 350001B

Bill Section 05.005

Summary of the Core by Expenditure Types

Account	FY24 Budget		FY24 Actual		FY25 Budget		FY25 Actual as of 1/27/25		FY26 DTREQ		FY26 GVREC	FY26 GVREC
	Dollars	FTE	Dollars	FTE	Dollars	FTE	Dollars	FTE	Dollars	FTE	Dollars	FTE
Regular Wages	1,093,860	12.00	0	0.00	0	0.00	0	0.00	0	0.00	0	0.00
Leave Payouts	0	0.00	0	0.00	0	0.00	9,876	0.00	0	0.00	0	0.00
Benefit Eligible Wages	0	0.00	944,795	9.87	1,128,864	12.00	530,951	5.52	1,128,864	12.00	1,128,864	12.00
Total PS	1,093,860	12.00	944,795	9.87	1,128,864	12.00	540,827	5.52	1,128,864	12.00	1,128,864	12.00
In State Travel	6,520	0.00	4,710	0.00	3,520	0.00	3,035	0.00	3,520	0.00	3,520	0.00
Out of State Travel	1,859	0.00	0	0.00	1,859	0.00	104	0.00	1,859	0.00	1,859	0.00
Supplies	17,622	0.00	30,860	0.00	22,622	0.00	20,688	0.00	22,622	0.00	22,622	0.00
Professional Development	9,537	0.00	15,613	0.00	13,537	0.00	1,640	0.00	13,537	0.00	13,537	0.00
Communications Services and Supplies	18,325	0.00	17,379	0.00	18,325	0.00	7,045	0.00	18,325	0.00	18,325	0.00
Professional Services	11,870	0.00	17,299	0.00	15,870	0.00	5,508	0.00	15,870	0.00	15,870	0.00
Maintenance and Repair Services	500	0.00	1,454	0.00	500	0.00	1,261	0.00	500	0.00	500	0.00
Computer Equipment	9,500	0.00	0	0.00	1,000	0.00	0	0.00	1,000	0.00	1,000	0.00
Office Equipment Expenses	6,362	0.00	2,453	0.00	1,000	0.00	130	0.00	1,000	0.00	1,000	0.00
Other Equipment	4,900	0.00	4,577	0.00	3,900	0.00	0	0.00	3,900	0.00	3,900	0.00
Building Lease Payments Operating	400	0.00	0	0.00	400	0.00	0	0.00	400	0.00	400	0.00
Miscellaneous Expenses	1,800	0.00	5,268	0.00	1,800	0.00	1,981	0.00	1,800	0.00	1,800	0.00
Total EE	89,195	0.00	99,613	0.00	84,333	0.00	41,393	0.00	84,333	0.00	84,333	0.00
Grand Total	1,183,055	12.00	1,044,408	9.87	1,213,197	12.00	582,220	5.52	1,213,197	12.00	1,213,197	12.00

CORE DECISION ITEM

Office of Administration
 Commissioner's Office
 CORE - Office of Equal Opportunity

Budget Unit 350002B
 Bill Section 05.005

1. CORE FINANCIAL SUMMARY

	FY 2026 Department Request			
	GR	Federal	Other	Total
PS	433,097	0	0	433,097
EE	81,334	0	0	81,334
PSD	0	0	0	0
TRF	0	0	0	0
Total	514,431	0	0	514,431

FTE	7.50	0.00	0.00	7.50
------------	-------------	-------------	-------------	-------------

Est. Fringe	272,888	0	0	272,888
--------------------	---------	---	---	---------

Note: Fringes budgeted in Appropriation Bill 5 except for certain fringes budgeted directly to MoDOT, Highway Patrol, and Conservation.

	FY 2026 Governor's Recommended			
	GR	Federal	Other	Total
PS	433,097	0	0	433,097
EE	81,334	0	0	81,334
PSD	0	0	0	0
TRF	0	0	0	0
Total	514,431	0	0	514,431

FTE	7.50	0.00	0.00	7.50
------------	-------------	-------------	-------------	-------------

Est. Fringe	272,888	0	0	272,888
--------------------	---------	---	---	---------

Note: Fringes budgeted in Appropriation Bill 5 except for certain fringes budgeted directly to MoDOT, Highway Patrol, and Conservation.

2. CORE DESCRIPTION

The Office of Equal Opportunity (OEO works to ensure that there is no discrimination in the executive branch of Missouri government against persons on the account of race, color, religion, national origin, sex, ancestry, age, sexual orientation, veteran status or disability; not only in employment practices but in the provision of services and the operation of facilities. OEO is responsible assisting all departments of the executive branch of state government with the development of workforce diversity plans and monitoring these plans to ensure equal employment opportunities and compliance with applicable antidiscrimination employment laws. Additionally, OEO supports supplier diversity in state contracting and procurement by operating the Minority, Women and Service-Disabled Veteran Business Certification Programs (MBE/WBE/SDVE) pursuant to RSMo. Sections 37.020 and 37.023, and Section 34.074. These programs certify businesses to participate in state contracting opportunities, thereby supporting the growth of small businesses and economic development for the State of Missouri.

3. PROGRAM LISTING (list programs included in this core funding)

Office of Equal Opportunity

CORE DECISION ITEM

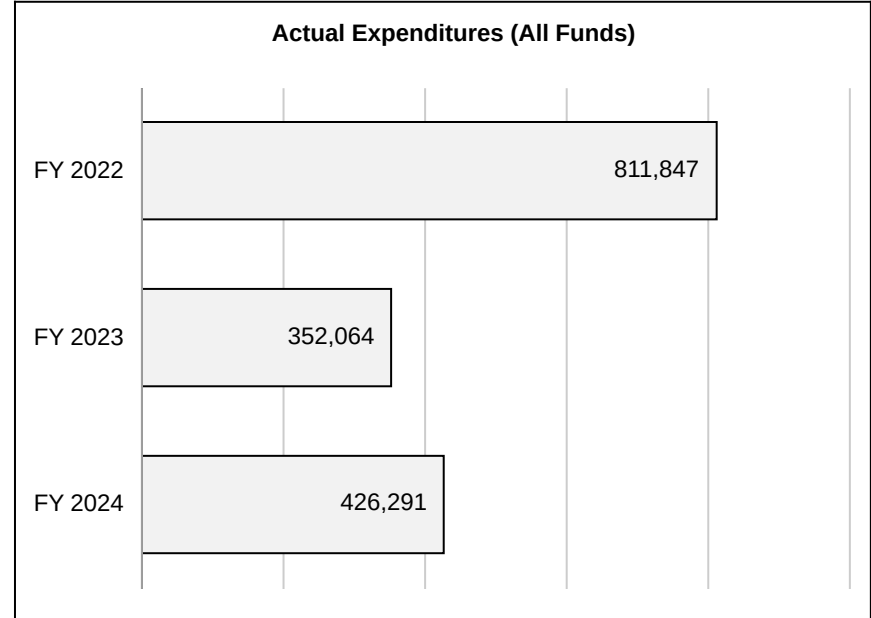
**Office of Administration
Commissioner's Office
CORE - Office of Equal Opportunity**

Budget Unit 350002B

Bill Section 05.005

4. FINANCIAL HISTORY

	FY 2022	FY 2023	FY 2024	FY 2025
	Actual	Actual	Actual	Current Yr. as of 1/27/25
Appropriations (All Funds)	886,247	471,838	501,003	514,431
Less Reverted (All Funds)	(14,605)	(14,155)	(15,030)	(15,433)
Less Restricted (All Funds)*	0	0	0	0
Less Transfers Out	0	0	0	0
Plus Transfers In	0	0	0	0
Budget Authority (All Funds)	871,642	457,683	485,973	498,998
Actual Expenditures (all Fund)	811,847	352,064	426,291	N/A
Unexpended (All Funds)	59,795	105,619	59,682	N/A
Unexpended by Fund:				
General Revenue	59,795	105,619	59,682	N/A
Federal	0	0	0	N/A
Other	0	0	0	N/A



*Restricted amount is as of

Reverted includes the statutory three-percent reserve amount (when applicable).

Restricted includes any Governor's Expenditure Restrictions which remained at the end of the fiscal year (when applicable).

CORE DECISION ITEM

Office of Administration
 Commissioner's Office
 CORE - Office of Equal Opportunity

Budget Unit 350002B

Bill Section 05.005

5. CORE RECONCILIATION DETAIL

	Budget Class	FTE	GR	FED	OTHER	TOTAL	Explanation
TAFP After VETOES							
	PS	7.50	433,097	0	0	433,097	
	EE	0.00	81,334	0	0	81,334	
	PD	0.00	0	0	0	0	
	TRF	0.00	0	0	0	0	
	Total	7.50	514,431	0	0	514,431	
One-Times							
	PS	0.00	0	0	0	0	
	EE	0.00	0	0	0	0	
	PD	0.00	0	0	0	0	
	TRF	0.00	0	0	0	0	
	Total	0.00	0	0	0	0	
FY 26 Beginning Core							
	PS	7.50	433,097	0	0	433,097	
	EE	0.00	81,334	0	0	81,334	
	PD	0.00	0	0	0	0	
	TRF	0.00	0	0	0	0	
	Total	7.50	514,431	0	0	514,431	
Department Request Adjustments							

CORE DECISION ITEM

Office of Administration
 Commissioner's Office
 CORE - Office of Equal Opportunity

Budget Unit 350002B

Bill Section 05.005

	Budget Class	FTE	GR	FED	OTHER	TOTAL	Explanation
Net Department Request Adjustments		0.00	0	0	0	0	
Department Request Core							
	PS	7.50	433,097	0	0	433,097	
	EE	0.00	81,334	0	0	81,334	
	PD	0.00	0	0	0	0	
	TRF	0.00	0	0	0	0	
	Total	7.50	514,431	0	0	514,431	
Governor's Recommended Core							
	PS	7.50	433,097	0	0	433,097	
	EE	0.00	81,334	0	0	81,334	
	PD	0.00	0	0	0	0	
	TRF	0.00	0	0	0	0	
	Total	7.50	514,431	0	0	514,431	

CORE DECISION ITEM

**Office of Administration
Commissioner's Office
CORE - Office of Equal Opportunity**

Budget Unit 350002B

Bill Section 05.005

Summary of the Core by Expenditure Types

Account	FY24 Budget		FY24 Actual		FY25 Budget		FY25 Actual as of 1/27/25		FY26 DTREQ		FY26 GVREC	FY26 GVREC
	Dollars	FTE	Dollars	FTE	Dollars	FTE	Dollars	FTE	Dollars	FTE	Dollars	FTE
Regular Wages	419,669	7.50	0	0.00	0	0.00	0	0.00	0	0.00	0	0.00
Leave Payouts	0	0.00	7,672	0.00	0	0.00	1,267	0.00	0	0.00	0	0.00
Benefit Eligible Wages	0	0.00	344,474	5.56	433,097	7.50	154,263	2.57	433,097	7.50	433,097	7.50
Planned Hourly Wages	0	0.00	18,211	0.49	0	0.00	2,608	0.08	0	0.00	0	0.00
Total PS	419,669	7.50	370,357	6.05	433,097	7.50	158,138	2.64	433,097	7.50	433,097	7.50
In State Travel	14,779	0.00	20,696	0.00	25,779	0.00	6,100	0.00	25,779	0.00	25,779	0.00
Out of State Travel	2,000	0.00	0	0.00	2,000	0.00	0	0.00	2,000	0.00	2,000	0.00
Supplies	7,012	0.00	8,381	0.00	7,012	0.00	4,483	0.00	7,012	0.00	7,012	0.00
Professional Development	4,000	0.00	8,340	0.00	7,000	0.00	446	0.00	7,000	0.00	7,000	0.00
Communications Services and Supplies	7,000	0.00	4,228	0.00	7,000	0.00	2,129	0.00	7,000	0.00	7,000	0.00
Professional Services	39,607	0.00	6,256	0.00	19,677	0.00	3,427	0.00	19,677	0.00	19,677	0.00
Maintenance and Repair Services	1,350	0.00	1,351	0.00	1,350	0.00	665	0.00	1,350	0.00	1,350	0.00
Office Equipment Expenses	1,986	0.00	1,834	0.00	2,986	0.00	527	0.00	2,986	0.00	2,986	0.00
Other Equipment	1,000	0.00	685	0.00	2,830	0.00	474	0.00	2,830	0.00	2,830	0.00
Property and Improvements Expenses	0	0.00	0	0.00	100	0.00	0	0.00	100	0.00	100	0.00
Building Lease Payments Operating	1,500	0.00	2,240	0.00	1,500	0.00	0	0.00	1,500	0.00	1,500	0.00
Equipment Lease Payments	100	0.00	0	0.00	100	0.00	0	0.00	100	0.00	100	0.00
Miscellaneous Expenses	1,000	0.00	1,924	0.00	4,000	0.00	530	0.00	4,000	0.00	4,000	0.00
Total EE	81,334	0.00	55,934	0.00	81,334	0.00	18,780	0.00	81,334	0.00	81,334	0.00

CORE DECISION ITEM

Office of Administration
 Commissioner's Office
 CORE - Office of Equal Opportunity

Budget Unit 350002B

Bill Section 05.005

Account	FY24 Budget		FY24 Actual		FY25 Budget		FY25 Actual as of 1/27/25		FY26 DTREQ		FY26 GVREC	FY26 GVREC
	Dollars	FTE	Dollars	FTE	Dollars	FTE	Dollars	FTE	Dollars	FTE	Dollars	FTE
Grand Total	501,003	7.50	426,291	6.05	514,431	7.50	176,918	2.64	514,431	7.50	514,431	7.50

CORE DECISION ITEM

**Office of Administration
Commissioner's Office
CORE - Prescription Drug Monitoring Program**

**Budget Unit 350169B
Bill Section 05.005**

1. CORE FINANCIAL SUMMARY

	FY 2026 Department Request			
	GR	Federal	Other	Total
PS	257,899	0	0	257,899
EE	1,197,211	0	0	1,197,211
PSD	0	0	0	0
TRF	0	0	0	0
Total	1,455,110	0	0	1,455,110

FTE	3.00	0.00	0.00	3.00
------------	-------------	-------------	-------------	-------------

Est. Fringe	140,480	0	0	140,480
--------------------	---------	---	---	---------

Note: Fringes budgeted in Appropriation Bill 5 except for certain fringes budgeted directly to MoDOT, Highway Patrol, and Conservation.

	FY 2026 Governor's Recommended			
	GR	Federal	Other	Total
PS	257,899	0	0	257,899
EE	1,197,211	0	0	1,197,211
PSD	0	0	0	0
TRF	0	0	0	0
Total	1,455,110	0	0	1,455,110

FTE	3.00	0.00	0.00	3.00
------------	-------------	-------------	-------------	-------------

Est. Fringe	140,480	0	0	140,480
--------------------	---------	---	---	---------

Note: Fringes budgeted in Appropriation Bill 5 except for certain fringes budgeted directly to MoDOT, Highway Patrol, and Conservation.

2. CORE DESCRIPTION

The Prescription Drug Monitoring Program (PDMP) was established through new legislation during the 2021 regular session for the purpose of overseeing the collection and use of patient dispensation information for prescribed controlled substances. A newly created Prescription Drug Monitoring Task Force will oversee this program with technical, legal, and administrative support being provided by the Office of Administration. This program also requires the joint oversight task force to enter into a contract with a vendor through a competitive bid process for operation of the prescription drug monitoring program. The vendor shall be responsible for the collection and maintenance of patient dispensation information.

3. PROGRAM LISTING (list programs included in this core funding)

Prescription Drug Monitoring Program (PDMP)

CORE DECISION ITEM

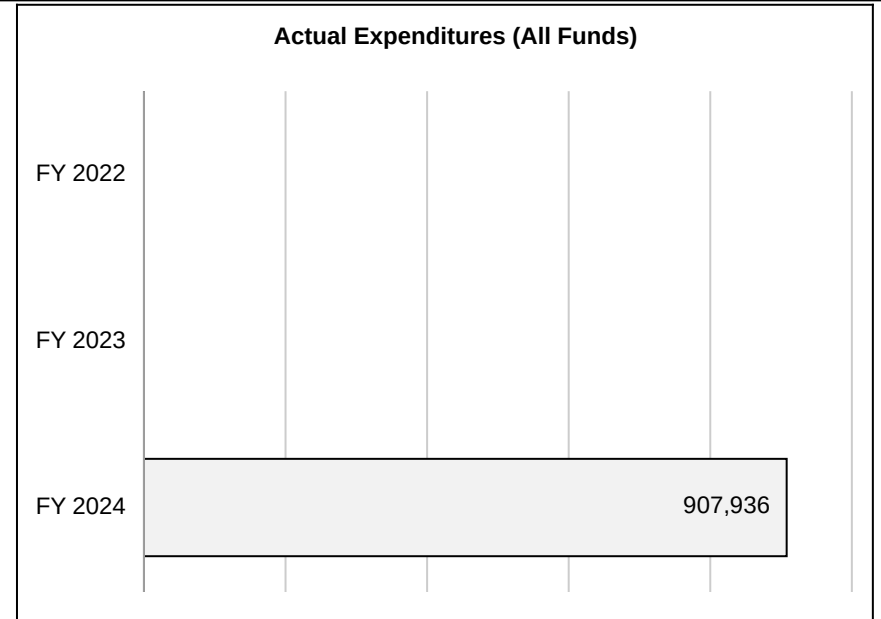
**Office of Administration
Commissioner's Office
CORE - Prescription Drug Monitoring Program**

Budget Unit 350169B

Bill Section 05.005

4. FINANCIAL HISTORY

	FY 2022	FY 2023	FY 2024	FY 2025
	Actual	Actual	Actual	Current Yr. as of 1/27/25
Appropriations (All Funds)	0	0	2,585,554	1,455,110
Less Reverted (All Funds)	0	0	(65,567)	(43,653)
Less Restricted (All Funds)*	0	0	0	0
Less Transfers Out	0	0	0	0
Plus Transfers In	0	0	0	0
Budget Authority (All Funds)	0	0	2,519,987	1,411,457
Actual Expenditures (all Fund)	0	0	907,936	N/A
Unexpended (All Funds)	0	0	1,612,051	N/A
Unexpended by Fund:				
General Revenue	0	0	1,212,051	N/A
Federal	0	0	400,000	N/A
Other	0	0	0	N/A



*Restricted amount is as of

Reverted includes the statutory three-percent reserve amount (when applicable).

Restricted includes any Governor's Expenditure Restrictions which remained at the end of the fiscal year (when applicable).

CORE DECISION ITEM

Office of Administration
 Commissioner's Office
 CORE - Prescription Drug Monitoring Program

Budget Unit 350169B
 Bill Section 05.005

5. CORE RECONCILIATION DETAIL

	Budget Class	FTE	GR	FED	OTHER	TOTAL	Explanation
TAFP After VETOES							
	PS	3.00	257,899	0	0	257,899	
	EE	0.00	1,197,211	0	0	1,197,211	
	PD	0.00	0	0	0	0	
	TRF	0.00	0	0	0	0	
	Total	3.00	1,455,110	0	0	1,455,110	
One-Times							
	PS	0.00	0	0	0	0	
	EE	0.00	0	0	0	0	
	PD	0.00	0	0	0	0	
	TRF	0.00	0	0	0	0	
	Total	0.00	0	0	0	0	
FY 26 Beginning Core							
	PS	3.00	257,899	0	0	257,899	
	EE	0.00	1,197,211	0	0	1,197,211	
	PD	0.00	0	0	0	0	
	TRF	0.00	0	0	0	0	
	Total	3.00	1,455,110	0	0	1,455,110	
Department Request Adjustments							

CORE DECISION ITEM

Office of Administration
 Commissioner's Office
 CORE - Prescription Drug Monitoring Program

Budget Unit 350169B
 Bill Section 05.005

	Budget Class	FTE	GR	FED	OTHER	TOTAL	Explanation
Net Department Request Adjustments		0.00	0	0	0	0	
Department Request Core							
	PS	3.00	257,899	0	0	257,899	
	EE	0.00	1,197,211	0	0	1,197,211	
	PD	0.00	0	0	0	0	
	TRF	0.00	0	0	0	0	
	Total	3.00	1,455,110	0	0	1,455,110	
Governor's Recommended Core							
	PS	3.00	257,899	0	0	257,899	
	EE	0.00	1,197,211	0	0	1,197,211	
	PD	0.00	0	0	0	0	
	TRF	0.00	0	0	0	0	
	Total	3.00	1,455,110	0	0	1,455,110	

CORE DECISION ITEM

**Office of Administration
Commissioner's Office
CORE - Prescription Drug Monitoring Program**

Budget Unit 350169B

Bill Section 05.005

Summary of the Core by Expenditure Types

Account	FY24 Budget		FY24 Actual		FY25 Budget		FY25 Actual as of 1/27/25		FY26 DTREQ		FY26 GVREC	FY26 GVREC
	Dollars	FTE	Dollars	FTE	Dollars	FTE	Dollars	FTE	Dollars	FTE	Dollars	FTE
Regular Wages	249,902	3.00	0	0.00	0	0.00	0	0.00	0	0.00	0	0.00
Benefit Eligible Wages	0	0.00	112,481	1.05	257,899	3.00	57,547	0.52	257,899	3.00	257,899	3.00
Total PS	249,902	3.00	112,481	1.05	257,899	3.00	57,547	0.52	257,899	3.00	257,899	3.00
In State Travel	15,000	0.00	519	0.00	15,000	0.00	759	0.00	15,000	0.00	15,000	0.00
Out of State Travel	0	0.00	2,424	0.00	0	0.00	952	0.00	0	0.00	0	0.00
Supplies	2,000	0.00	0	0.00	2,000	0.00	0	0.00	2,000	0.00	2,000	0.00
Professional Development	1,000	0.00	775	0.00	1,000	0.00	475	0.00	1,000	0.00	1,000	0.00
Communications Services and Supplies	500	0.00	896	0.00	500	0.00	270	0.00	500	0.00	500	0.00
Professional Services	2,315,652	0.00	656,275	0.00	1,177,211	0.00	0	0.00	1,177,211	0.00	1,177,211	0.00
Maintenance and Repair Services	0	0.00	133,000	0.00	0	0.00	0	0.00	0	0.00	0	0.00
Office Equipment Expenses	500	0.00	299	0.00	500	0.00	0	0.00	500	0.00	500	0.00
Other Equipment	500	0.00	1,267	0.00	500	0.00	14	0.00	500	0.00	500	0.00
Miscellaneous Expenses	500	0.00	0	0.00	500	0.00	0	0.00	500	0.00	500	0.00
Total EE	2,335,652	0.00	795,455	0.00	1,197,211	0.00	2,471	0.00	1,197,211	0.00	1,197,211	0.00
Grand Total	2,585,554	3.00	907,936	1.05	1,455,110	3.00	60,017	0.52	1,455,110	3.00	1,455,110	3.00

CORE DECISION ITEM

Office of Administration
 Commissioner's Office
 CORE - Electronic Monitoring Pilot

Budget Unit 350006B
 Bill Section 05.010

1. CORE FINANCIAL SUMMARY

	FY 2026 Department Request			
	GR	Federal	Other	Total
PS	0	0	0	0
EE	4,000,000	0	0	4,000,000
PSD	0	0	0	0
TRF	0	0	0	0
Total	4,000,000	0	0	4,000,000

FTE **0.00** **0.00** **0.00** **0.00**

Est. Fringe	0	0	0	0
--------------------	---	---	---	---

Note: Fringes budgeted in Appropriation Bill 5 except for certain fringes budgeted directly to MoDOT, Highway Patrol, and Conservation.

	FY 2026 Governor's Recommended			
	GR	Federal	Other	Total
PS	0	0	0	0
EE	4,000,000	0	0	4,000,000
PSD	0	0	0	0
TRF	0	0	0	0
Total	4,000,000	0	0	4,000,000

FTE **0.00** **0.00** **0.00** **0.00**

Est. Fringe	0	0	0	0
--------------------	---	---	---	---

Note: Fringes budgeted in Appropriation Bill 5 except for certain fringes budgeted directly to MoDOT, Highway Patrol, and Conservation.

2. CORE DESCRIPTION

This core is for a statewide electronic monitoring pilot program. The program's objective is to monitor individuals subject to pre-conviction or post-conviction through a check-in system that the supervising agency or circuit can access through a secure web-based platform. The program should also establish exclusion zones and compliance levels through the platform and generate reports with relevant information for individuals monitored through an industry standard end to end encryption and redundant back-up for data.

3. PROGRAM LISTING (list programs included in this core funding)

Electronic Monitoring

CORE DECISION ITEM


**Office of Administration
Commissioner's Office
CORE - Electronic Monitoring Pilot**

Budget Unit 350006B

Bill Section 05.010

4. FINANCIAL HISTORY

	FY 2022	FY 2023	FY 2024	FY 2025
	Actual	Actual	Actual	Current Yr. as of 1/27/25
Appropriations (All Funds)	2,000,000	4,000,000	4,000,000	4,000,000
Less Reverted (All Funds)	0	(120,000)	(102,982)	(120,000)
Less Restricted (All Funds)*	0	0	0	0
Less Transfers Out	0	0	0	0
Plus Transfers In	0	0	0	0
Budget Authority (All Funds)	2,000,000	3,880,000	3,897,018	3,880,000
Actual Expenditures (all Fund)	2,000,000	3,982,982	3,897,018	N/A
Unexpended (All Funds)	0	(102,982)	0	N/A
Unexpended by Fund:				
General Revenue	0	(102,982)	0	N/A
Federal	0	0	0	N/A
Other	0	0	0	N/A



*Restricted amount is as of

Reverted includes the statutory three-percent reserve amount (when applicable).

Restricted includes any Governor's Expenditure Restrictions which remained at the end of the fiscal year (when applicable).

CORE DECISION ITEM

Office of Administration
 Commissioner's Office
 CORE - Electronic Monitoring Pilot

Budget Unit 350006B

Bill Section 05.010

5. CORE RECONCILIATION DETAIL

	Budget Class	FTE	GR	FED	OTHER	TOTAL	Explanation
TAFP After VETOES							
	PS	0.00	0	0	0	0	
	EE	0.00	4,000,000	0	0	4,000,000	
	PD	0.00	0	0	0	0	
	TRF	0.00	0	0	0	0	
	Total	0.00	4,000,000	0	0	4,000,000	
One-Times							
	PS	0.00	0	0	0	0	
	EE	0.00	0	0	0	0	
	PD	0.00	0	0	0	0	
	TRF	0.00	0	0	0	0	
	Total	0.00	0	0	0	0	
FY 26 Beginning Core							
	PS	0.00	0	0	0	0	
	EE	0.00	4,000,000	0	0	4,000,000	
	PD	0.00	0	0	0	0	
	TRF	0.00	0	0	0	0	
	Total	0.00	4,000,000	0	0	4,000,000	
Department Request Adjustments							

CORE DECISION ITEM

Office of Administration
 Commissioner's Office
 CORE - Electronic Monitoring Pilot

Budget Unit 350006B

Bill Section 05.010

	Budget Class	FTE	GR	FED	OTHER	TOTAL	Explanation
Net Department Request Adjustments		0.00	0	0	0	0	
Department Request Core							
	PS	0.00	0	0	0	0	
	EE	0.00	4,000,000	0	0	4,000,000	
	PD	0.00	0	0	0	0	
	TRF	0.00	0	0	0	0	
	Total	0.00	4,000,000	0	0	4,000,000	
Governor's Recommended Core							
	PS	0.00	0	0	0	0	
	EE	0.00	4,000,000	0	0	4,000,000	
	PD	0.00	0	0	0	0	
	TRF	0.00	0	0	0	0	
	Total	0.00	4,000,000	0	0	4,000,000	

CORE DECISION ITEM

Office of Administration
 Commissioner's Office
 CORE - Electronic Monitoring Pilot

Budget Unit 350006B
 Bill Section 05.010

Summary of the Core by Expenditure Types

Account	FY24 Budget		FY24 Actual		FY25 Budget		FY25 Actual as of 1/27/25		FY26 DTREQ		FY26 GVREC	FY26 GVREC
	Dollars	FTE	Dollars	FTE	Dollars	FTE	Dollars	FTE	Dollars	FTE	Dollars	FTE
Professional Services	4,000,000	0.00	3,897,018	0.00	4,000,000	0.00	1,616,665	0.00	4,000,000	0.00	4,000,000	0.00
Total EE	4,000,000	0.00	3,897,018	0.00	4,000,000	0.00	1,616,665	0.00	4,000,000	0.00	4,000,000	0.00
Grand Total	4,000,000	0.00	3,897,018	0.00	4,000,000	0.00	1,616,665	0.00	4,000,000	0.00	4,000,000	0.00

CORE DECISION ITEM

Office of Administration
 Commissioner's Office
 CORE - America 250 MO Commission

Budget Unit 350186B
 Bill Section 05.005

1. CORE FINANCIAL SUMMARY

	FY 2026 Department Request			
	GR	Federal	Other	Total
PS	0	0	0	0
EE	0	0	0	0
PSD	0	0	0	0
TRF	0	0	0	0
Total	0	0	0	0

FTE	1.00	0.00	0.00	1.00
------------	-------------	-------------	-------------	-------------

Est. Fringe	0	0	0	0
--------------------	---	---	---	---

Note: Fringes budgeted in Appropriation Bill 5 except for certain fringes budgeted directly to MoDOT, Highway Patrol, and Conservation.

	FY 2026 Governor's Recommended			
	GR	Federal	Other	Total
PS	0	0	0	0
EE	0	0	0	0
PSD	0	0	0	0
TRF	0	0	0	0
Total	0	0	0	0

FTE	0.00	0.00	0.00	0.00
------------	-------------	-------------	-------------	-------------

Est. Fringe	0	0	0	0
--------------------	---	---	---	---

Note: Fringes budgeted in Appropriation Bill 5 except for certain fringes budgeted directly to MoDOT, Highway Patrol, and Conservation.

2. CORE DESCRIPTION

SCR 7 created the America 250 Missouri Commission. This section included one-time funding to plan, promote, and implement public celebrations and commemorations of the 250th Anniversary of the Declaration of Independence and the 250th Anniversary of the United States of America. 2026 marks the 250th anniversary of our nation's founding. To observe this momentous occasion, the U.S. Semiquincentennial Commission was created to encourage Americans to remember our past, celebrate the present, and look forward to a promising future. The U.S. Semiquincentennial Commission was established by Congress (P.L. 114-196) to inspire Americans to participate in the 250th anniversary of the founding of the United States. The Commission is partnering with public and private entities across the country to make America250 a once-in-a-lifetime experience for all Americans with the goal of orchestrating the largest and most inclusive anniversary observance in our nation's history.

3. PROGRAM LISTING (list programs included in this core funding)

America 250 Missouri Commission

CORE DECISION ITEM

**Office of Administration
Commissioner's Office
CORE - America 250 MO Commission**

Budget Unit 350186B

Bill Section 05.005

4. FINANCIAL HISTORY

	FY 2022	FY 2023	FY 2024	FY 2025
	Actual	Actual	Actual	Current Yr. as of 1/27/25
Appropriations (All Funds)	0	0	0	437,162
Less Reverted (All Funds)	0	0	0	(13,115)
Less Restricted (All Funds)*	0	0	0	0
Less Transfers Out	0	0	0	0
Plus Transfers In	0	0	0	0
Budget Authority (All Funds)	0	0	0	424,047
Actual Expenditures (all Fund)	0	0	0	N/A
Unexpended (All Funds)	0	0	0	N/A
Unexpended by Fund:				
General Revenue	0	0	0	N/A
Federal	0	0	0	N/A
Other	0	0	0	N/A

Actual Expenditures (All Funds)						
FY 2022						
FY 2023						
FY 2024						

*Restricted amount is as of

Reverted includes the statutory three-percent reserve amount (when applicable).

Restricted includes any Governor's Expenditure Restrictions which remained at the end of the fiscal year (when applicable).

CORE DECISION ITEM

Office of Administration
 Commissioner's Office
 CORE - America 250 MO Commission

Budget Unit 350186B

Bill Section 05.005

5. CORE RECONCILIATION DETAIL

	Budget Class	FTE	GR	FED	OTHER	TOTAL	Explanation
TAFP After VETOES							
	PS	1.00	65,000	0	0	65,000	
	EE	0.00	372,162	0	0	372,162	
	PD	0.00	0	0	0	0	
	TRF	0.00	0	0	0	0	
	Total	1.00	437,162	0	0	437,162	
One-Times							
	PS	0.00	(65,000)	0	0	(65,000)	
	EE	0.00	(372,162)	0	0	(372,162)	
	PD	0.00	0	0	0	0	
	TRF	0.00	0	0	0	0	
	Total	0.00	(437,162)	0	0	(437,162)	
FY 26 Beginning Core							
	PS	1.00	0	0	0	0	
	EE	0.00	0	0	0	0	
	PD	0.00	0	0	0	0	
	TRF	0.00	0	0	0	0	
	Total	1.00	0	0	0	0	
Department Request Adjustments							

CORE DECISION ITEM

Office of Administration
 Commissioner's Office
 CORE - America 250 MO Commission

Budget Unit 350186B

Bill Section 05.005

	Budget Class	FTE	GR	FED	OTHER	TOTAL	Explanation
Net Department Request Adjustments		0.00	0	0	0	0	
Department Request Core							
	PS	1.00	0	0	0	0	
	EE	0.00	0	0	0	0	
	PD	0.00	0	0	0	0	
	TRF	0.00	0	0	0	0	
	Total	1.00	0	0	0	0	
Governor Recommended Changes							
Core Reduction	CRD.GV.026 15866	(1.00)	0	0	0	0	Core reducing a one-time FTE from America 250 Commission
Net Governor Recommended Changes		(1.00)	0	0	0	0	
Governor's Recommended Core							
	PS	0.00	0	0	0	0	
	EE	0.00	0	0	0	0	
	PD	0.00	0	0	0	0	
	TRF	0.00	0	0	0	0	
	Total	0.00	0	0	0	0	

CORE DECISION ITEM

Office of Administration
 Commissioner's Office
 CORE - America 250 MO Commission

Budget Unit 350186B

Bill Section 05.005

Summary of the Core by Expenditure Types

Account	FY24 Budget		FY24 Actual		FY25 Budget		FY25 Actual as of 1/27/25		FY26 DTREQ		FY26 GVREC	FY26 GVREC
	Dollars	FTE	Dollars	FTE	Dollars	FTE	Dollars	FTE	Dollars	FTE	Dollars	FTE
Benefit Eligible Wages	0	0.00	0	0.00	65,000	1.00	0	0.00	0	1.00	0	0.00
Total PS	0	0.00	0	0.00	65,000	1.00	0	0.00	0	1.00	0	0.00
In State Travel	0	0.00	0	0.00	15,000	0.00	0	0.00	0	0.00	0	0.00
Supplies	0	0.00	0	0.00	2,000	0.00	0	0.00	0	0.00	0	0.00
Communications Services and Supplies	0	0.00	0	0.00	300	0.00	0	0.00	0	0.00	0	0.00
Professional Services	0	0.00	0	0.00	350,000	0.00	0	0.00	0	0.00	0	0.00
Computer Equipment	0	0.00	0	0.00	2,500	0.00	0	0.00	0	0.00	0	0.00
Office Equipment Expenses	0	0.00	0	0.00	2,362	0.00	0	0.00	0	0.00	0	0.00
Total EE	0	0.00	0	0.00	372,162	0.00	0	0.00	0	0.00	0	0.00
Grand Total	0	0.00	0	0.00	437,162	1.00	0	0.00	0	1.00	0	0.00

NEW DECISION ITEM

RANK: 023 OF

Office of Administration
 Commissioner's Office
 America 250 MO Commission
 DI# NOP.GV.091

Budget Unit 350186B

Bill Section 5.005

1. AMOUNT OF REQUEST

	FY 2026 Department Request			
	GR	Federal	Other	Total
PS	0	0	0	0
EE	0	0	0	0
PSD	0	0	0	0
TRF	0	0	0	0
Total	0	0	0	0
FTE	0.00	0.00	0.00	0.00
Est. Fringe	0	0	0	0

Note: Fringes budgeted in Appropriation Bill 5 except for certain fringes budgeted directly to MoDOT, Highway Patrol, and Conservation.

	FY 2026 Governor's Recommended			
	GR	Federal	Other	Total
PS	0	0	0	0
EE	372,162	0	0	372,162
PSD	0	0	0	0
TRF	0	0	0	0
Total	372,162	0	0	372,162
FTE	0.00	0.00	0.00	0.00
Est. Fringe	0	0	0	0

Note: Fringes budgeted in Appropriation Bill 5 except for certain fringes budgeted directly to MoDOT, Highway Patrol, and Conservation.

2. THIS REQUEST CAN BE CATEGORIZED AS:

Cost to Continue

3. WHY IS THIS FUNDING NEEDED? PROVIDE AN EXPLANATION FOR ITEMS CHECKED IN #2. INCLUDE THE FEDERAL OR STATE STATUTORY OR CONSTITUTIONAL AUTHORIZATION FOR THIS PROGRAM.

NEW DECISION ITEM

RANK: 023 OF

**Office of Administration
Commissioner's Office
America 250 MO Commission
DI# NOP.GV.091**

Budget Unit 350186B

Bill Section 5.005

SCR 7, which was passed during the 2023 legislative session, creates the America 250 Missouri Commission. The Commission's principal purpose is to plan, promote, and implement public celebrations and commemorations of the 250th Anniversary of the Declaration of Independence and the 250th Anniversary of the United States of America. 2026 marks the 250th anniversary of our nation's founding.

To observe this momentous occasion, the U.S. Semiquincentennial Commission was created to encourage Americans to remember our past, celebrate the present, and look forward to a promising future. The U.S. Semiquincentennial Commission was established by Congress (P.L. 114-196) to inspire Americans to participate in the 250th anniversary of the founding of the United States. The Commission is partnering with public and private entities across the country to make America250 a once-in-a-lifetime experience for all Americans with the goal of orchestrating the largest and most inclusive anniversary observance in our nation's history.

4. DESCRIBE THE DETAILED ASSUMPTIONS USED TO DERIVE THE SPECIFIC REQUESTED AMOUNT. (How did you determine that the requested number of FTE were appropriate? From what source or standard did you derive the requested levels of funding? Were alternatives such as outsourcing or automation considered? If based on new legislation, does request tie to TAFP fiscal note? If not, explain why. Detail which portions of the request are one-times and how those amounts were calculated.)

Support for this commission is to be provided by the Office of Administration (OA). OA assumes one additional team member will be needed to support this commission and also requests additional E&E funding to support this position which includes: equipment, supplies, furniture, connectivity, program and software licensing, etc. The resolution also provides for reimbursement of the 15 members actual and necessary expenses. This item also includes a request of \$350,000 for expenses associated with hosting the celebration. According to SAMII, expenditures for the Missouri Bicentennial Celebration were \$350,000 in FY 2020, FY 2021 and again in FY 2022.

The Governor's recommendation is for the Office of Administration to work with the Division of Tourism through a memorandum of understanding to administer this program.

5. BREAK DOWN THE REQUEST BY BUDGET ACCOUNT CLASS, JOB CLASS, AND FUND SOURCE. IDENTIFY ONE-TIME COSTS.

Budget Account Class/Job Class	DTREQ GR DOLLAR	DTREQ GR FTE	DTREQ FED DOLLAR	DTREQ FED FTE	DTREQ OTHER DOLLAR	DTREQ OTHER FTE	DTREQ TOTAL DOLLAR	DTREQ TOTAL FTE	DTREQ One-Time DOLLARS
Total PS	0	0.00	0	0.00	0	0.00	0	0.00	0
Total EE	0		0		0		0		0
Total PSD	0		0		0		0		0
Total TRF	0		0		0		0		0
Grand Total	0	0.00	0	0.00	0	0.00	0	0.00	0

NEW DECISION ITEM

RANK: 023 OF

**Office of Administration
Commissioner's Office
America 250 MO Commission
DI# NOP.GV.091**

Budget Unit 350186B

Bill Section 5.005

Budget Account Class/Job Class	GVREC GR DOLLAR	GVREC GR FTE	GVREC FED DOLLAR	GVREC FED FTE	GVREC OTHER DOLLAR	GVREC OTHER FTE	GVREC TOTAL DOLLAR	GVREC TOTAL FTE	GVREC One-Time DOLLARS
Total PS	0	0.00	0	0.00	0	0.00	0	0.00	0
614ZZZZ:In State Travel	15,000		0		0		15,000		15,000
619ZZZZ:Supplies	2,000		0		0		2,000		2,000
634ZZZZ:Communications Services and Supplies	300		0		0		300		300
640ZZZZ:Professional Services	350,000		0		0		350,000		350,000
648ZZZZ:Computer Equipment	2,500		0		0		2,500		2,500
658ZZZZ:Office Equipment Expenses	2,362		0		0		2,362		2,362
Total EE	372,162		0		0		372,162		372,162
Total PSD	0		0		0		0		0
Total TRF	0		0		0		0		0
Grand Total	372,162	0.00	0	0.00	0	0.00	372,162	0.00	372,162

CORE DECISION ITEM

**Office of Administration
Accounting Operations
CORE - Operating - Accounting**

Budget Unit 350007B

Bill Section 05.015

1. CORE FINANCIAL SUMMARY

	FY 2026 Department Request			
	GR	Federal	Other	Total
PS	8,238,012	0	0	8,238,012
EE	8,542,429	0	0	8,542,429
PSD	0	0	0	0
TRF	0	0	0	0
Total	16,780,441	0	0	16,780,441

FTE	111.00	0.00	0.00	111.00
------------	---------------	-------------	-------------	---------------

Est. Fringe	4,715,173	0	0	4,715,173
--------------------	-----------	---	---	-----------

Note: Fringes budgeted in Appropriation Bill 5 except for certain fringes budgeted directly to MoDOT, Highway Patrol, and Conservation.

	FY 2026 Governor's Recommended			
	GR	Federal	Other	Total
PS	8,238,012	0	0	8,238,012
EE	8,542,429	0	0	8,542,429
PSD	0	0	0	0
TRF	0	0	0	0
Total	16,780,441	0	0	16,780,441

FTE	111.00	0.00	0.00	111.00
------------	---------------	-------------	-------------	---------------

Est. Fringe	4,715,173	0	0	4,715,173
--------------------	-----------	---	---	-----------

Note: Fringes budgeted in Appropriation Bill 5 except for certain fringes budgeted directly to MoDOT, Highway Patrol, and Conservation.

2. CORE DESCRIPTION

This core request is to fund the operations of the Division of Accounting. The Division provides a central payroll processing function, central accounting service, and a statewide financial reporting function for the State of Missouri. This includes producing payroll ACH/checks and vendor payments. The Division also prepares and distributes comprehensive, accurate and timely financial reports for the State of Missouri. In addition, the Division is responsible for monitoring and oversight of the employee benefits programs; providing support and oversight for issuance of debt; and oversight of all Office of Administration payments. The Division is also responsible for the administration of social security coverage for state and political subdivision employees. In addition to the primary operations of the Division of Accounting, the State is in the process of replacing SAM II, the State's legacy Enterprise Resource Planning (ERP) with a new ERP system as discussed in HB Section 5.045. This funding request is for additional FTE needed to implement the entire statewide solution including budget, procurement, payments, fixed asset tracking, budget control, grants management, cash management, recruiting and onboarding employees, employee talent management and training, employee time and leave, compensation and benefits, payroll, tax compliance, and extensive reporting capabilities. Successes thus far have included the statewide launch of the budget module, vendor registration, and employee learning. Additionally, basic employee records have been established in MOVERS for all employees. This request is for technical experts related to budget, finance, procurement, and IT necessary to ensure a successful implementation. Tasks required for implementation are numerous. A short list includes: system design and configuration, workflow development, extensive testing, data migration, data reconciliation, training, change management and communication, some process redesign to take advantage of new features, and audits of system security.

CORE DECISION ITEM

**Office of Administration
Accounting Operations
CORE - Operating - Accounting**

Budget Unit 350007B

Bill Section 05.015

To ensure transparency between the core Accounting budget and the staff needed for implementation of the ERP, below is detailed information:

Core Accounting:

PS \$3,710,699

E&E \$132,436

Total \$3,843,135 68 FTE

ERP Implementation:

PS \$4,527,313

E&E \$8,409,993

Total \$12,937,306 43 FTE

3. PROGRAM LISTING (list programs included in this core funding)

Accounting

CORE DECISION ITEM

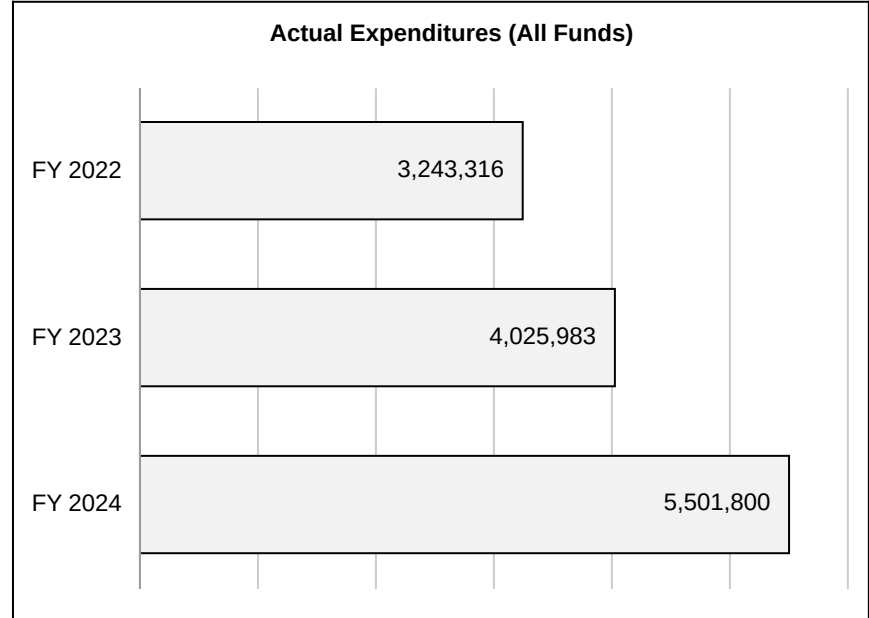
**Office of Administration
Accounting Operations
CORE - Operating - Accounting**

Budget Unit 350007B

Bill Section 05.015

4. FINANCIAL HISTORY

	FY 2022	FY 2023	FY 2024	FY 2025
	Actual	Actual	Actual	Current Yr. as of 1/27/25
Appropriations (All Funds)	5,424,320	11,414,195	16,443,476	16,818,910
Less Reverted (All Funds)	(222,730)	(217,625)	(493,304)	(504,567)
Less Restricted (All Funds)*	0	0	0	0
Less Transfers Out	(18,000)	0	(11,200)	0
Plus Transfers In	18,000	0	11,200	0
Budget Authority (All Funds)	5,201,590	11,196,570	15,950,172	16,314,343
Actual Expenditures (all Fund)	3,243,316	4,025,983	5,501,800	N/A
Unexpended (All Funds)	1,958,274	7,170,587	10,448,372	N/A
Unexpended by Fund:				
General Revenue	1,958,274	7,170,587	10,448,372	N/A
Federal	0	0	0	N/A
Other	0	0	0	N/A



*Restricted amount is as of

Reverted includes the statutory three-percent reserve amount (when applicable).

Restricted includes any Governor's Expenditure Restrictions which remained at the end of the fiscal year (when applicable).

CORE DECISION ITEM

Office of Administration
Accounting Operations
CORE - Operating - Accounting

Budget Unit 350007B

Bill Section 05.015

5. CORE RECONCILIATION DETAIL

	Budget Class	FTE	GR	FED	OTHER	TOTAL	Explanation
TAFP After VETOES							
	PS	111.00	8,238,012	0	0	8,238,012	
	EE	0.00	8,580,898	0	0	8,580,898	
	PD	0.00	0	0	0	0	
	TRF	0.00	0	0	0	0	
	Total	111.00	16,818,910	0	0	16,818,910	
One-Times							
	PS	0.00	0	0	0	0	
	EE	0.00	(38,469)	0	0	(38,469)	
	PD	0.00	0	0	0	0	
	TRF	0.00	0	0	0	0	
	Total	0.00	(38,469)	0	0	(38,469)	
FY 26 Beginning Core							
	PS	111.00	8,238,012	0	0	8,238,012	
	EE	0.00	8,542,429	0	0	8,542,429	
	PD	0.00	0	0	0	0	
	TRF	0.00	0	0	0	0	
	Total	111.00	16,780,441	0	0	16,780,441	
Department Request Adjustments							

CORE DECISION ITEM

**Office of Administration
Accounting Operations
CORE - Operating - Accounting**

Budget Unit 350007B

Bill Section 05.015

			Budget Class	FTE	GR	FED	OTHER	TOTAL	Explanation
Core Reallocation	CRA.35B.024	17156	PS	0.00	0	0	0	0	Core reallocation to better reflect planned office staffing during the ERP project.
Core Reallocation	CRA.35B.029	10154	PS	0.00	0	0	0	0	Core reallocation to better reflect planned office staffing during the ERP project.
Net Department Request Adjustments				0.00	0	0	0	0	
Department Request Core									
			PS	111.00	8,238,012	0	0	8,238,012	
			EE	0.00	8,542,429	0	0	8,542,429	
			PD	0.00	0	0	0	0	
			TRF	0.00	0	0	0	0	
			Total	111.00	16,780,441	0	0	16,780,441	
Governor's Recommended Core									
			PS	111.00	8,238,012	0	0	8,238,012	
			EE	0.00	8,542,429	0	0	8,542,429	
			PD	0.00	0	0	0	0	
			TRF	0.00	0	0	0	0	
			Total	111.00	16,780,441	0	0	16,780,441	

CORE DECISION ITEM

Office of Administration
Accounting Operations
CORE - Operating - Accounting

Budget Unit 350007B

Bill Section 05.015

Summary of the Core by Expenditure Types

Account	FY24 Budget		FY24 Actual		FY25 Budget		FY25 Actual as of 1/27/25		FY26 DTREQ		FY26 GVREC	FY26 GVREC
	Dollars	FTE	Dollars	FTE	Dollars	FTE	Dollars	FTE	Dollars	FTE	Dollars	FTE
Regular Wages	7,904,566	108.00	0	0.00	0	0.00	0	0.00	0	0.00	0	0.00
Leave Payouts	0	0.00	24,139	0.00	0	0.00	24,898	0.00	0	0.00	0	0.00
Benefit Eligible Wages	0	0.00	5,170,297	83.33	8,238,012	111.00	3,340,212	48.88	8,125,172	109.00	8,125,172	109.00
Planned Hourly Wages	0	0.00	112,841	1.27	0	0.00	41,658	0.45	112,840	2.00	112,840	2.00
Provisional Wages	0	0.00	24	0.00	0	0.00	0	0.00	0	0.00	0	0.00
Total PS	7,904,566	108.00	5,307,301	84.61	8,238,012	111.00	3,406,768	49.33	8,238,012	111.00	8,238,012	111.00
In State Travel	2,027	0.00	49	0.00	2,027	0.00	330	0.00	2,027	0.00	2,027	0.00
Out of State Travel	5,027	0.00	3,818	0.00	5,027	0.00	3,835	0.00	5,027	0.00	5,027	0.00
Supplies	35,418	0.00	22,980	0.00	36,645	0.00	6,570	0.00	36,645	0.00	36,645	0.00
Professional Development	16,068	0.00	15,957	0.00	16,068	0.00	648	0.00	16,068	0.00	16,068	0.00
Communications Services and Supplies	21,966	0.00	18,757	0.00	24,258	0.00	9,016	0.00	24,258	0.00	24,258	0.00
Professional Services	8,355,492	0.00	58,543	0.00	8,355,492	0.00	7,081	0.00	8,355,492	0.00	8,355,492	0.00
Maintenance and Repair Services	7,400	0.00	29,857	0.00	7,400	0.00	712	0.00	7,400	0.00	7,400	0.00
Computer Equipment	57,074	0.00	0	0.00	62,105	0.00	0	0.00	57,074	0.00	57,074	0.00
Office Equipment Expenses	8,000	0.00	26,951	0.00	41,438	0.00	7,451	0.00	8,000	0.00	8,000	0.00
Other Equipment	30,438	0.00	16,267	0.00	30,438	0.00	15,701	0.00	30,438	0.00	30,438	0.00
Miscellaneous Expenses	0	0.00	976	0.00	0	0.00	1,750	0.00	0	0.00	0	0.00
Total EE	8,538,910	0.00	194,154	0.00	8,580,898	0.00	53,095	0.00	8,542,429	0.00	8,542,429	0.00
Refunds Expense	0	0.00	345	0.00	0	0.00	0	0.00	0	0.00	0	0.00
Total PSD	0	0.00	345	0.00	0	0.00	0	0.00	0	0.00	0	0.00

CORE DECISION ITEM

Office of Administration
 Accounting Operations
 CORE - Operating - Accounting

Budget Unit 350007B

Bill Section 05.015

Account	FY24 Budget		FY24 Actual		FY25 Budget		FY25 Actual as of 1/27/25		FY26 DTREQ		FY26 GVREC	FY26 GVREC
	Dollars	FTE	Dollars	FTE	Dollars	FTE	Dollars	FTE	Dollars	FTE	Dollars	FTE
Grand Total	16,443,476	108.00	5,501,800	84.61	16,818,910	111.00	3,459,863	49.33	16,780,441	111.00	16,780,441	111.00

**NEW DECISION ITEM
RANK: 013 OF**

Office of Administration
Division of Accounting
Accounting PS Restoration
DI# NOP.GV.079

Budget Unit 350007B

Bill Section 5.015

1. AMOUNT OF REQUEST

	FY 2026 Department Request			
	GR	Federal	Other	Total
PS	0	0	0	0
EE	0	0	0	0
PSD	0	0	0	0
TRF	0	0	0	0
Total	0	0	0	0
FTE	0.00	0.00	0.00	0.00
Est. Fringe	0	0	0	0

Note: Fringes budgeted in Appropriation Bill 5 except for certain fringes budgeted directly to MoDOT, Highway Patrol, and Conservation.

	FY 2026 Governor's Recommended			
	GR	Federal	Other	Total
PS	100,000	0	0	100,000
EE	0	0	0	0
PSD	0	0	0	0
TRF	0	0	0	0
Total	100,000	0	0	100,000
FTE	0.00	0.00	0.00	0.00
Est. Fringe	0	0	0	0

Note: Fringes budgeted in Appropriation Bill 5 except for certain fringes budgeted directly to MoDOT, Highway Patrol, and Conservation.

2. THIS REQUEST CAN BE CATEGORIZED AS:

Cost to Continue

3. WHY IS THIS FUNDING NEEDED? PROVIDE AN EXPLANATION FOR ITEMS CHECKED IN #2. INCLUDE THE FEDERAL OR STATE STATUTORY OR CONSTITUTIONAL AUTHORIZATION FOR THIS PROGRAM.

In the FY 25 budget, \$100K was reduced from OA - Accounting's PS appropriation. The division of Accounting cannot absorb this core reduction in the long-term and requests that this funding be restored in FY 26.

4. DESCRIBE THE DETAILED ASSUMPTIONS USED TO DERIVE THE SPECIFIC REQUESTED AMOUNT. (How did you determine that the requested number of FTE were appropriate? From what source or standard did you derive the requested levels of funding? Were alternatives such as outsourcing or automation considered? If

NEW DECISION ITEM

RANK: 013 OF

Office of Administration
 Division of Accounting
 Accounting PS Restoration
 DI# NOP.GV.079

Budget Unit 350007B

Bill Section 5.015

based on new legislation, does request tie to TAFP fiscal note? If not, explain why. Detail which portions of the request are one-times and how those amounts were calculated.)

In the FY 25 budget, \$100K was reduced from OA-Accounting's PS appropriation. This item requests restoration of that funding.

5. BREAK DOWN THE REQUEST BY BUDGET ACCOUNT CLASS, JOB CLASS, AND FUND SOURCE. IDENTIFY ONE-TIME COSTS.

Budget Account Class/Job Class	DTREQ GR DOLLAR	DTREQ GR FTE	DTREQ FED DOLLAR	DTREQ FED FTE	DTREQ OTHER DOLLAR	DTREQ OTHER FTE	DTREQ TOTAL DOLLAR	DTREQ TOTAL FTE	DTREQ One-Time DOLLARS
Total PS	0	0.00	0	0.00	0	0.00	0	0.00	0
Total EE	0		0		0		0		0
Total PSD	0		0		0		0		0
Total TRF	0		0		0		0		0
Grand Total	0	0.00	0	0.00	0	0.00	0	0.00	0
Budget Account Class/Job Class	GVREC GR DOLLAR	GVREC GR FTE	GVREC FED DOLLAR	GVREC FED FTE	GVREC OTHER DOLLAR	GVREC OTHER FTE	GVREC TOTAL DOLLAR	GVREC TOTAL FTE	GVREC One-Time DOLLARS
11AC30 - SENIOR ACCOUNTS ASSISTANT	100,000	0.00	0	0.00	0	0.00	100,000	0.00	0
Total PS	100,000	0.00	0	0.00	0	0.00	100,000	0.00	0
Total EE	0		0		0		0		0
Total PSD	0		0		0		0		0
Total TRF	0		0		0		0		0
Grand Total	100,000	0.00	0	0.00	0	0.00	100,000	0.00	0

NEW DECISION ITEM

RANK: 012 OF

Office of Administration
Accounting
MOVERS Post Implem Staffing
DI# NOP.GV.113

Budget Unit 350007B

Bill Section 5.015

1. AMOUNT OF REQUEST

	FY 2026 Department Request			
	GR	Federal	Other	Total
PS	0	0	0	0
EE	0	0	0	0
PSD	0	0	0	0
TRF	0	0	0	0
Total	0	0	0	0
FTE	0.00	0.00	0.00	0.00
Est. Fringe	0	0	0	0

Note: Fringes budgeted in Appropriation Bill 5 except for certain fringes budgeted directly to MoDOT, Highway Patrol, and Conservation.

	FY 2026 Governor's Recommended			
	GR	Federal	Other	Total
PS	410,000	0	0	410,000
EE	0	0	0	0
PSD	0	0	0	0
TRF	0	0	0	0
Total	410,000	0	0	410,000
FTE	5.00	0.00	0.00	5.00
Est. Fringe	0	0	0	0

Note: Fringes budgeted in Appropriation Bill 5 except for certain fringes budgeted directly to MoDOT, Highway Patrol, and Conservation.

2. THIS REQUEST CAN BE CATEGORIZED AS:

Cost to Continue

3. WHY IS THIS FUNDING NEEDED? PROVIDE AN EXPLANATION FOR ITEMS CHECKED IN #2. INCLUDE THE FEDERAL OR STATE STATUTORY OR CONSTITUTIONAL AUTHORIZATION FOR THIS PROGRAM.

This new request is for staff to support the MOVERS statewide accounting Finance/HR system after implementation. Unlike our previous accounting system, will be receiving quarterly updates of functionality. We must regression test the system before each upgrade to ensure continued functionality. We need to also test and implement the new functionality and maintain the security and workflows of the system. After implementation, OA will also need to set up a help desk to support users in the new system. The new MOVERS system has the potential to increase the efficiency of the administrative functions however, there is a significant administrative workload to maintain user access, efficient workflows, and system settings.

NEW DECISION ITEM

RANK: 012 OF

Office of Administration
Accounting
MOVERS Post Implem Staffing
DI# NOP.GV.113

Budget Unit 350007B

Bill Section 5.015

4. DESCRIBE THE DETAILED ASSUMPTIONS USED TO DERIVE THE SPECIFIC REQUESTED AMOUNT. (How did you determine that the requested number of FTE were appropriate? From what source or standard did you derive the requested levels of funding? Were alternatives such as outsourcing or automation considered? If based on new legislation, does request tie to TAFP fiscal note? If not, explain why. Detail which portions of the request are one-times and how those amounts were calculated.)

The request includes funding for five additional team members. The requested salary is consistent with the level of responsibility that will be needed for the role that these positions will fill.

5. BREAK DOWN THE REQUEST BY BUDGET ACCOUNT CLASS, JOB CLASS, AND FUND SOURCE. IDENTIFY ONE-TIME COSTS.

Budget Account Class/Job Class	DTREQ GR DOLLAR	DTREQ GR FTE	DTREQ FED DOLLAR	DTREQ FED FTE	DTREQ OTHER DOLLAR	DTREQ OTHER FTE	DTREQ TOTAL DOLLAR	DTREQ TOTAL FTE	DTREQ One-Time DOLLARS
Total PS	0	0.00	0	0.00	0	0.00	0	0.00	0
Total EE	0		0		0		0		0
Total PSD	0		0		0		0		0
Total TRF	0		0		0		0		0
Grand Total	0	0.00	0	0.00	0	0.00	0	0.00	0
Budget Account Class/Job Class	GVREC GR DOLLAR	GVREC GR FTE	GVREC FED DOLLAR	GVREC FED FTE	GVREC OTHER DOLLAR	GVREC OTHER FTE	GVREC TOTAL DOLLAR	GVREC TOTAL FTE	GVREC One-Time DOLLARS
000311 - ACCOUNTANT I	185,000	3.00	0	0.00	0	0.00	185,000	3.00	0
009871 - SPECIAL ASST PROFESSIONAL	125,000	1.00	0	0.00	0	0.00	125,000	1.00	0
11AC80 - ACCOUNTANT SUPERVISOR	100,000	1.00	0	0.00	0	0.00	100,000	1.00	0
Total PS	410,000	5.00	0	0.00	0	0.00	410,000	5.00	0
Total EE	0		0		0		0		0

NEW DECISION ITEM

RANK: 012 OF

Office of Administration
Accounting
MOVERS Post Implem Staffing
DI# NOP.GV.113

Budget Unit 350007B

Bill Section 5.015

Budget Account Class/Job Class	GVREC GR DOLLAR	GVREC GR FTE	GVREC FED DOLLAR	GVREC FED FTE	GVREC OTHER DOLLAR	GVREC OTHER FTE	GVREC TOTAL DOLLAR	GVREC TOTAL FTE	GVREC One-Time DOLLARS
Total PSD	0		0		0		0		0
Total TRF	0		0		0		0		0
Grand Total	410,000	5.00	0	0.00	0	0.00	410,000	5.00	0

CORE DECISION ITEM

**Office of Administration
Budget and Planning
CORE - Operating - Budget and Planning**

**Budget Unit 350009B
Bill Section 05.020**

1. CORE FINANCIAL SUMMARY

	FY 2026 Department Request			
	GR	Federal	Other	Total
PS	2,320,189	0	0	2,320,189
EE	99,374	0	0	99,374
PSD	0	0	0	0
TRF	0	0	0	0
Total	2,419,563	0	0	2,419,563

FTE	25.00	0.00	0.00	25.00
------------	--------------	-------------	-------------	--------------

Est. Fringe	1,233,945	0	0	1,233,945
--------------------	-----------	---	---	-----------

Note: Fringes budgeted in Appropriation Bill 5 except for certain fringes budgeted directly to MoDOT, Highway Patrol, and Conservation.

	FY 2026 Governor's Recommended			
	GR	Federal	Other	Total
PS	2,320,189	0	0	2,320,189
EE	99,374	0	0	99,374
PSD	0	0	0	0
TRF	0	0	0	0
Total	2,419,563	0	0	2,419,563

FTE	25.00	0.00	0.00	25.00
------------	--------------	-------------	-------------	--------------

Est. Fringe	1,233,945	0	0	1,233,945
--------------------	-----------	---	---	-----------

Note: Fringes budgeted in Appropriation Bill 5 except for certain fringes budgeted directly to MoDOT, Highway Patrol, and Conservation.

2. CORE DESCRIPTION

The Division of Budget and Planning (BAP) exists to improve the lives of Missourians by improving government through providing analysis, resolving problems, and embracing improvement.

Specifically, to aid in decision making, BAP provides analysis and data to the Commissioner of Administration, Office of the Governor, General Assembly, and state agencies regarding fiscal and other policies.

BAP's primary duties include: providing support to the Governor in the creation of the Governor's recommended budget, and serving Missouri taxpayers by implementing the final budget in a balanced and efficient manner. Additionally, BAP provides economic forecasts, state demographic services, legislation monitoring, and coordinates the executive agencies in addressing statewide issues.

3. PROGRAM LISTING (list programs included in this core funding)

CORE DECISION ITEM

**Office of Administration
Budget and Planning
CORE - Operating - Budget and Planning**

Budget Unit 350009B

Bill Section 05.020

Budget & Planning

CORE DECISION ITEM

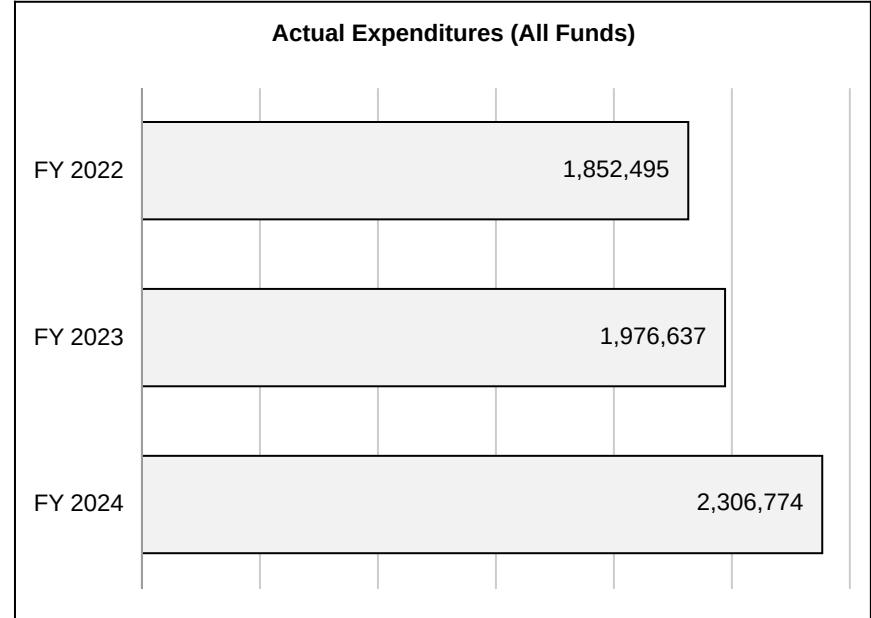
**Office of Administration
Budget and Planning
CORE - Operating - Budget and Planning**

Budget Unit 350009B

Bill Section 05.020

4. FINANCIAL HISTORY

	FY 2022	FY 2023	FY 2024	FY 2025
	Actual	Actual	Actual	Current Yr. as of 1/27/25
Appropriations (All Funds)	2,001,283	2,134,078	2,415,890	2,392,102
Less Reverted (All Funds)	(60,038)	(64,022)	(72,476)	(71,763)
Less Restricted (All Funds)*	0	0	0	0
Less Transfers Out	(61,300)	(37,600)	(26,200)	0
Plus Transfers In	61,300	37,600	26,200	0
Budget Authority (All Funds)	1,941,245	2,070,056	2,343,414	2,320,339
Actual Expenditures (all Fund)	1,852,495	1,976,637	2,306,774	N/A
Unexpended (All Funds)	88,750	93,419	36,640	N/A
Unexpended by Fund:				
General Revenue	88,750	93,419	36,640	N/A
Federal	0	0	0	N/A
Other	0	0	0	N/A



*Restricted amount is as of

Reverted includes the statutory three-percent reserve amount (when applicable).

Restricted includes any Governor's Expenditure Restrictions which remained at the end of the fiscal year (when applicable).

CORE DECISION ITEM

Office of Administration
 Budget and Planning
 CORE - Operating - Budget and Planning

Budget Unit 350009B

Bill Section 05.020

5. CORE RECONCILIATION DETAIL

	Budget Class	FTE	GR	FED	OTHER	TOTAL	Explanation
TAFP After VETOES							
	PS	25.00	2,320,189	0	0	2,320,189	
	EE	0.00	71,913	0	0	71,913	
	PD	0.00	0	0	0	0	
	TRF	0.00	0	0	0	0	
	Total	25.00	2,392,102	0	0	2,392,102	
One-Times							
	PS	0.00	0	0	0	0	
	EE	0.00	0	0	0	0	
	PD	0.00	0	0	0	0	
	TRF	0.00	0	0	0	0	
	Total	0.00	0	0	0	0	
FY 26 Beginning Core							
	PS	25.00	2,320,189	0	0	2,320,189	
	EE	0.00	71,913	0	0	71,913	
	PD	0.00	0	0	0	0	
	TRF	0.00	0	0	0	0	
	Total	25.00	2,392,102	0	0	2,392,102	
Department Request Adjustments							

CORE DECISION ITEM

Office of Administration
 Budget and Planning
 CORE - Operating - Budget and Planning

Budget Unit 350009B

Bill Section 05.020

			Budget Class	FTE	GR	FED	OTHER	TOTAL	Explanation
Core Reallocation	CRA.35B.006	12140	EE	0.00	27,461	0	0	27,461	Reallocation from the Census Prep core to the B&P core to preserve ongoing licensing for redistricting software.
Net Department Request Adjustments				0.00	27,461	0	0	27,461	
Department Request Core									
			PS	25.00	2,320,189	0	0	2,320,189	
			EE	0.00	99,374	0	0	99,374	
			PD	0.00	0	0	0	0	
			TRF	0.00	0	0	0	0	
			Total	25.00	2,419,563	0	0	2,419,563	
Governor's Recommended Core									
			PS	25.00	2,320,189	0	0	2,320,189	
			EE	0.00	99,374	0	0	99,374	
			PD	0.00	0	0	0	0	
			TRF	0.00	0	0	0	0	
			Total	25.00	2,419,563	0	0	2,419,563	

CORE DECISION ITEM

**Office of Administration
Budget and Planning
CORE - Operating - Budget and Planning**

Budget Unit 350009B

Bill Section 05.020

Summary of the Core by Expenditure Types

Account	FY24 Budget		FY24 Actual		FY25 Budget		FY25 Actual as of 1/27/25		FY26 DTREQ		FY26 GVREC	FY26 GVREC
	Dollars	FTE	Dollars	FTE	Dollars	FTE	Dollars	FTE	Dollars	FTE	Dollars	FTE
Regular Wages	2,339,883	26.00	0	0.00	0	0.00	0	0.00	0	0.00	0	0.00
Leave Payouts	0	0.00	7,982	0.00	0	0.00	19,955	0.00	0	0.00	0	0.00
Benefit Eligible Wages	0	0.00	2,198,971	26.54	2,320,189	25.00	1,037,145	12.11	2,320,189	25.00	2,320,189	25.00
Total PS	2,339,883	26.00	2,206,952	26.54	2,320,189	25.00	1,057,100	12.11	2,320,189	25.00	2,320,189	25.00
In State Travel	660	0.00	1,269	0.00	660	0.00	3,595	0.00	660	0.00	660	0.00
Out of State Travel	5,036	0.00	1,925	0.00	5,036	0.00	126	0.00	5,036	0.00	5,036	0.00
Supplies	18,162	0.00	4,726	0.00	17,372	0.00	664	0.00	17,372	0.00	17,372	0.00
Professional Development	29,925	0.00	42,003	0.00	29,925	0.00	54	0.00	29,925	0.00	29,925	0.00
Communications Services and Supplies	10,090	0.00	7,367	0.00	10,090	0.00	3,372	0.00	10,090	0.00	10,090	0.00
Professional Services	5,108	0.00	31,213	0.00	5,108	0.00	1,526	0.00	32,569	0.00	32,569	0.00
Housekeeping and Janitorial Services	50	0.00	0	0.00	50	0.00	0	0.00	50	0.00	50	0.00
Maintenance and Repair Services	50	0.00	1,243	0.00	50	0.00	626	0.00	50	0.00	50	0.00
Computer Equipment	4,653	0.00	0	0.00	1,349	0.00	0	0.00	1,349	0.00	1,349	0.00
Office Equipment Expenses	2,073	0.00	8,275	0.00	2,073	0.00	469	0.00	2,073	0.00	2,073	0.00
Other Equipment	150	0.00	526	0.00	150	0.00	50	0.00	150	0.00	150	0.00
Building Lease Payments Operating	0	0.00	352	0.00	0	0.00	135	0.00	0	0.00	0	0.00
Miscellaneous Expenses	50	0.00	923	0.00	50	0.00	539	0.00	50	0.00	50	0.00
Total EE	76,007	0.00	99,822	0.00	71,913	0.00	11,156	0.00	99,374	0.00	99,374	0.00
Grand Total	2,415,890	26.00	2,306,774	26.54	2,392,102	25.00	1,068,256	12.11	2,419,563	25.00	2,419,563	25.00

NEW DECISION ITEM

RANK: OF

Office of Administration
 Budget & Planning
 Econ Budget Data Subscriptions
 DI# NOP.35B.001

Budget Unit 350009B

Bill Section 5.020

1. AMOUNT OF REQUEST

	FY 2026 Department Request			
	GR	Federal	Other	Total
PS	0	0	0	0
EE	45,500	0	0	45,500
PSD	0	0	0	0
TRF	0	0	0	0
Total	45,500	0	0	45,500
FTE	0.00	0.00	0.00	0.00
Est. Fringe	0	0	0	0

Note: Fringes budgeted in Appropriation Bill 5 except for certain fringes budgeted directly to MoDOT, Highway Patrol, and Conservation.

	FY 2026 Governor's Recommended			
	GR	Federal	Other	Total
PS	0	0	0	0
EE	45,500	0	0	45,500
PSD	0	0	0	0
TRF	0	0	0	0
Total	45,500	0	0	45,500
FTE	0.00	0.00	0.00	0.00
Est. Fringe	0	0	0	0

Note: Fringes budgeted in Appropriation Bill 5 except for certain fringes budgeted directly to MoDOT, Highway Patrol, and Conservation.

2. THIS REQUEST CAN BE CATEGORIZED AS:

Cost to Continue

3. WHY IS THIS FUNDING NEEDED? PROVIDE AN EXPLANATION FOR ITEMS CHECKED IN #2. INCLUDE THE FEDERAL OR STATE STATUTORY OR CONSTITUTIONAL AUTHORIZATION FOR THIS PROGRAM.

NEW DECISION ITEM

RANK: OF

**Office of Administration
Budget & Planning
Econ Budget Data Subscriptions
DI# NOP.35B.001**

Budget Unit 350009B

Bill Section 5.020

What's Going On?: Without critical state/national economic data, and information regarding budgeting best practices, Budget and Planning cannot successfully fulfill its role in helping to build and implement a constitutionally balanced budget.

What Is The Problem?: A variety of private vendors and national associations provide this data. Regrettably, the cost of such information has risen significantly in the last ten years. From FY13 to FY23, the cost to access such budget and economic data rose 42%.

Additionally, the costs of assembling budget books for General Assembly hearings have increased both generally and in the sheer numbers of pages printed due to an influx of new funds in recent years.

Where B&P Is Now: Unfortunately, Budget and Planning's appropriation to pay for the above costs is actually smaller in FY25 (\$71,913) than in FY09 (\$85,935). While B&P has successfully managed within its budget to cover these costs over the past 14 plus years, costs have risen to where B&P has to rely on unpredictable staff vacancies to cover both these and general division operating costs.

B&P's Request: B&P seeks funds to cover post FY13 cost escalations as well as anticipated increases.

4. DESCRIBE THE DETAILED ASSUMPTIONS USED TO DERIVE THE SPECIFIC REQUESTED AMOUNT. (How did you determine that the requested number of FTE were appropriate? From what source or standard did you derive the requested levels of funding? Were alternatives such as outsourcing or automation considered? If based on new legislation, does request tie to TAFP fiscal note? If not, explain why. Detail which portions of the request are one-times and how those amounts were calculated.)

The requested amount is based on a 42% increase in economic data fees and dues between FY13 and FY23 as well as an 86% increase in budget book printing costs.

5. BREAK DOWN THE REQUEST BY BUDGET ACCOUNT CLASS, JOB CLASS, AND FUND SOURCE. IDENTIFY ONE-TIME COSTS.

Budget Account Class/Job Class	DTREQ GR DOLLAR	DTREQ GR FTE	DTREQ FED DOLLAR	DTREQ FED FTE	DTREQ OTHER DOLLAR	DTREQ OTHER FTE	DTREQ TOTAL DOLLAR	DTREQ TOTAL FTE	DTREQ One-Time DOLLARS
Total PS	0	0.00	0	0.00	0	0.00	0	0.00	0
640ZZZZ:Professional Services	45,500		0		0		45,500		0

NEW DECISION ITEM

RANK: OF

Office of Administration
 Budget & Planning
 Econ Budget Data Subscriptions
 DI# NOP.35B.001

Budget Unit 350009B

Bill Section 5.020

Budget Account Class/Job Class	DTREQ GR DOLLAR	DTREQ GR FTE	DTREQ FED DOLLAR	DTREQ FED FTE	DTREQ OTHER DOLLAR	DTREQ OTHER FTE	DTREQ TOTAL DOLLAR	DTREQ TOTAL FTE	DTREQ One-Time DOLLARS
Total EE	45,500		0		0		45,500		0
Total PSD	0		0		0		0		0
Total TRF	0		0		0		0		0
Grand Total	45,500	0.00	0	0.00	0	0.00	45,500	0.00	0
Budget Account Class/Job Class	GVREC GR DOLLAR	GVREC GR FTE	GVREC FED DOLLAR	GVREC FED FTE	GVREC OTHER DOLLAR	GVREC OTHER FTE	GVREC TOTAL DOLLAR	GVREC TOTAL FTE	GVREC One-Time DOLLARS
Total PS	0	0.00	0	0.00	0	0.00	0	0.00	0
640ZZZZ:Professional Services	45,500		0		0		45,500		0
Total EE	45,500		0		0		45,500		0
Total PSD	0		0		0		0		0
Total TRF	0		0		0		0		0
Grand Total	45,500	0.00	0	0.00	0	0.00	45,500	0.00	0

NEW DECISION ITEM

RANK: OF

**Office of Administration
Budget and Planning
Budget Director Salary Adj
DI# NOP.GV.128**

Budget Unit 350009B

Bill Section 5.020

1. AMOUNT OF REQUEST

	FY 2026 Department Request			
	GR	Federal	Other	Total
PS	0	0	0	0
EE	0	0	0	0
PSD	0	0	0	0
TRF	0	0	0	0
Total	0	0	0	0
FTE	0.00	0.00	0.00	0.00
Est. Fringe	0	0	0	0

Note: Fringes budgeted in Appropriation Bill 5 except for certain fringes budgeted directly to MoDOT, Highway Patrol, and Conservation.

	FY 2026 Governor's Recommended			
	GR	Federal	Other	Total
PS	35,000	0	0	35,000
EE	0	0	0	0
PSD	0	0	0	0
TRF	0	0	0	0
Total	35,000	0	0	35,000
FTE	0.00	0.00	0.00	0.00
Est. Fringe	0	0	0	0

Note: Fringes budgeted in Appropriation Bill 5 except for certain fringes budgeted directly to MoDOT, Highway Patrol, and Conservation.

2. THIS REQUEST CAN BE CATEGORIZED AS:

3. WHY IS THIS FUNDING NEEDED? PROVIDE AN EXPLANATION FOR ITEMS CHECKED IN #2. INCLUDE THE FEDERAL OR STATE STATUTORY OR CONSTITUTIONAL AUTHORIZATION FOR THIS PROGRAM.

This item would provide for a salary increase for the State Budget Director.

4. DESCRIBE THE DETAILED ASSUMPTIONS USED TO DERIVE THE SPECIFIC REQUESTED AMOUNT. (How did you determine that the requested number of FTE were appropriate? From what source or standard did you derive the requested levels of funding? Were alternatives such as outsourcing or automation considered? If

NEW DECISION ITEM

RANK: OF

**Office of Administration
Budget and Planning
Budget Director Salary Adj
DI# NOP.GV.128**

Budget Unit 350009B

Bill Section 5.020

based on new legislation, does request tie to TAFP fiscal note? If not, explain why. Detail which portions of the request are one-times and how those amounts were calculated.)

A salary increase is recommended by the Governor's Office.

5. BREAK DOWN THE REQUEST BY BUDGET ACCOUNT CLASS, JOB CLASS, AND FUND SOURCE. IDENTIFY ONE-TIME COSTS.

Budget Account Class/Job Class	DTREQ GR DOLLAR	DTREQ GR FTE	DTREQ FED DOLLAR	DTREQ FED FTE	DTREQ OTHER DOLLAR	DTREQ OTHER FTE	DTREQ TOTAL DOLLAR	DTREQ TOTAL FTE	DTREQ One-Time DOLLARS
Total PS	0	0.00	0	0.00	0	0.00	0	0.00	0
Total EE	0		0		0		0		0
Total PSD	0		0		0		0		0
Total TRF	0		0		0		0		0
Grand Total	0	0.00	0	0.00	0	0.00	0	0.00	0
Budget Account Class/Job Class	GVREC GR DOLLAR	GVREC GR FTE	GVREC FED DOLLAR	GVREC FED FTE	GVREC OTHER DOLLAR	GVREC OTHER FTE	GVREC TOTAL DOLLAR	GVREC TOTAL FTE	GVREC One-Time DOLLARS
009705 - DIVISION DIRECTOR	35,000	0.00	0	0.00	0	0.00	35,000	0.00	0
Total PS	35,000	0.00	0	0.00	0	0.00	35,000	0.00	0
Total EE	0		0		0		0		0
Total PSD	0		0		0		0		0
Total TRF	0		0		0		0		0
Grand Total	35,000	0.00	0	0.00	0	0.00	35,000	0.00	0

CORE DECISION ITEM

**Office of Administration
Budget and Planning
CORE - Census Preparation and Support**

**Budget Unit 350010B
Bill Section 05.020**

1. CORE FINANCIAL SUMMARY

	FY 2026 Department Request			
	GR	Federal	Other	Total
PS	0	0	0	0
EE	0	0	0	0
PSD	0	0	0	0
TRF	0	0	0	0
Total	0	0	0	0

FTE	0.00	0.00	0.00	0.00
------------	-------------	-------------	-------------	-------------

Est. Fringe	0	0	0	0
--------------------	---	---	---	---

Note: Fringes budgeted in Appropriation Bill 5 except for certain fringes budgeted directly to MoDOT, Highway Patrol, and Conservation.

	FY 2026 Governor's Recommended			
	GR	Federal	Other	Total
PS	0	0	0	0
EE	0	0	0	0
PSD	0	0	0	0
TRF	0	0	0	0
Total	0	0	0	0

FTE	0.00	0.00	0.00	0.00
------------	-------------	-------------	-------------	-------------

Est. Fringe	0	0	0	0
--------------------	---	---	---	---

Note: Fringes budgeted in Appropriation Bill 5 except for certain fringes budgeted directly to MoDOT, Highway Patrol, and Conservation.

2. CORE DESCRIPTION

Section 37.130, RSMo., provides that the demographic unit in the Office of Administration "shall provide requested assistance in all reapportionment matters". The United States census occurred on April 1, 2020. The Missouri State Demographer prepared census, geographic, and election databases for reapportionment efforts following the census. This core provided temporary staff and resources to support multi-year reapportionment activities including software and equipment purchases, training, data compilations, setting up a redistricting office, creating and maintaining a website for public use, coordinating public meetings and travel, filing draft and final plans with the Secretary of State, making maps of new districts available to elected officials, and providing data and support in the event of post map making legal challenges.

In FY25, with district map drawing duties complete, the amount needed for on-going census/redistricting software licenses is being transferred to the Budget & Planning core. The amounts used for non-licensing purposes was core cut in FY24.

3. PROGRAM LISTING (list programs included in this core funding)

CORE DECISION ITEM

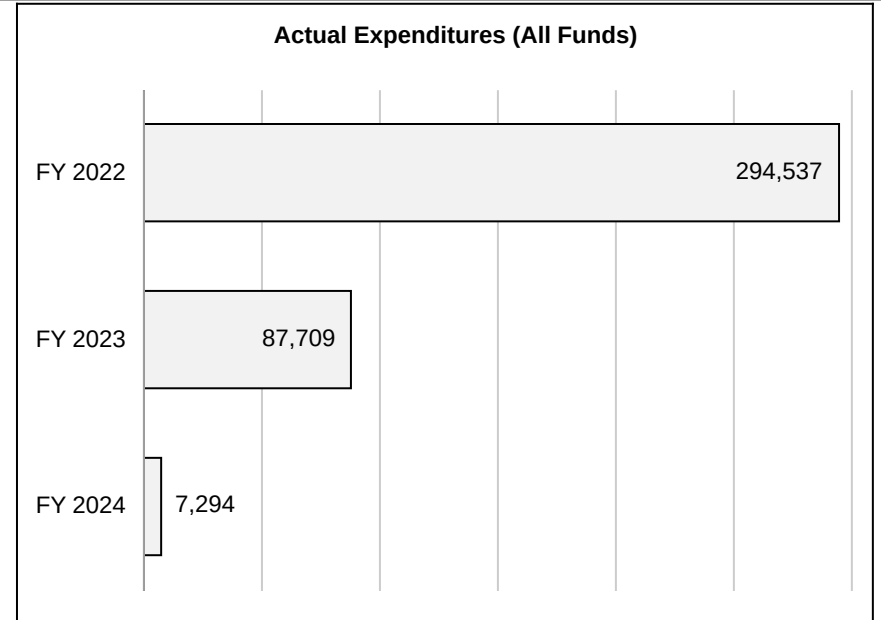
**Office of Administration
Budget and Planning
CORE - Census Preparation and Support**

Budget Unit 350010B

Bill Section 05.020

4. FINANCIAL HISTORY

	FY 2022	FY 2023	FY 2024	FY 2025
	Actual	Actual	Actual	Current Yr. as of 1/27/25
Appropriations (All Funds)	552,397	568,910	27,461	27,461
Less Reverted (All Funds)	(16,572)	(17,067)	(824)	(824)
Less Restricted (All Funds)*	0	0	0	0
Less Transfers Out	0	0	0	0
Plus Transfers In	0	0	0	0
Budget Authority (All Funds)	535,825	551,843	26,637	26,637
Actual Expenditures (all Fund)	294,537	87,709	7,294	N/A
Unexpended (All Funds)	241,288	464,134	19,343	N/A
Unexpended by Fund:				
General Revenue	241,288	464,134	19,343	N/A
Federal	0	0	0	N/A
Other	0	0	0	N/A



*Restricted amount is as of

Reverted includes the statutory three-percent reserve amount (when applicable).

Restricted includes any Governor's Expenditure Restrictions which remained at the end of the fiscal year (when applicable).

CORE DECISION ITEM

Office of Administration
 Budget and Planning
 CORE - Census Preparation and Support

Budget Unit 350010B

Bill Section 05.020

5. CORE RECONCILIATION DETAIL

	Budget Class	FTE	GR	FED	OTHER	TOTAL	Explanation
TAFP After VETOES							
	PS	0.00	0	0	0	0	
	EE	0.00	27,461	0	0	27,461	
	PD	0.00	0	0	0	0	
	TRF	0.00	0	0	0	0	
	Total	0.00	27,461	0	0	27,461	
One-Times							
	PS	0.00	0	0	0	0	
	EE	0.00	0	0	0	0	
	PD	0.00	0	0	0	0	
	TRF	0.00	0	0	0	0	
	Total	0.00	0	0	0	0	
FY 26 Beginning Core							
	PS	0.00	0	0	0	0	
	EE	0.00	27,461	0	0	27,461	
	PD	0.00	0	0	0	0	
	TRF	0.00	0	0	0	0	
	Total	0.00	27,461	0	0	27,461	
Department Request Adjustments							

CORE DECISION ITEM

Office of Administration
 Budget and Planning
 CORE - Census Preparation and Support

Budget Unit 350010B

Bill Section 05.020

			Budget Class	FTE	GR	FED	OTHER	TOTAL	Explanation
Core Reallocation	CRA.35B.006	15063	EE	0.00	(27,461)	0	0	(27,461)	Reallocation from the Census Prep core to the B&P core to preserve ongoing licensing for redistricting software.
Net Department Request Adjustments				0.00	(27,461)	0	0	(27,461)	
Department Request Core									
			PS	0.00	0	0	0	0	
			EE	0.00	0	0	0	0	
			PD	0.00	0	0	0	0	
			TRF	0.00	0	0	0	0	
			Total	0.00	0	0	0	0	
Governor's Recommended Core									
			PS	0.00	0	0	0	0	
			EE	0.00	0	0	0	0	
			PD	0.00	0	0	0	0	
			TRF	0.00	0	0	0	0	
			Total	0.00	0	0	0	0	

CORE DECISION ITEM

Office of Administration
 Budget and Planning
 CORE - Census Preparation and Support

Budget Unit 350010B

Bill Section 05.020

Summary of the Core by Expenditure Types

Account	FY24 Budget		FY24 Actual		FY25 Budget		FY25 Actual as of 1/27/25		FY26 DTREQ		FY26 GVREC	FY26 GVREC
	Dollars	FTE	Dollars	FTE	Dollars	FTE	Dollars	FTE	Dollars	FTE	Dollars	FTE
In State Travel	19,942	0.00	0	0.00	19,942	0.00	0	0.00	0	0.00	0	0.00
Out of State Travel	4,332	0.00	0	0.00	4,332	0.00	0	0.00	0	0.00	0	0.00
Professional Development	1,140	0.00	0	0.00	1,140	0.00	0	0.00	0	0.00	0	0.00
Communications Services and Supplies	2,047	0.00	612	0.00	2,047	0.00	0	0.00	0	0.00	0	0.00
Professional Services	0	0.00	131	0.00	0	0.00	0	0.00	0	0.00	0	0.00
Maintenance and Repair Services	0	0.00	6,551	0.00	0	0.00	0	0.00	0	0.00	0	0.00
Total EE	27,461	0.00	7,294	0.00	27,461	0.00	0	0.00	0	0.00	0	0.00
Grand Total	27,461	0.00	7,294	0.00	27,461	0.00	0	0.00	0	0.00	0	0.00

CORE DECISION ITEM

**Office of Administration
Information Technology Services Division (ITSD)
CORE - ITSD Operating Core**

**Budget Unit 350011B
Bill Section 05.025**

1. CORE FINANCIAL SUMMARY

	FY 2026 Department Request			
	GR	Federal	Other	Total
PS	10,766,630	5,298,543	11,687,889	27,753,062
EE	45,845,339	7,906,934	46,723,716	100,475,989
PSD	1,000,000	0	263,650	1,263,650
TRF	0	0	0	0
Total	57,611,969	13,205,477	58,675,255	129,492,701

FTE	175.75	45.50	122.75	344.00
------------	---------------	--------------	---------------	---------------

Est. Fringe	6,623,242	2,643,825	6,168,101	15,435,169
--------------------	-----------	-----------	-----------	------------

Note: Fringes budgeted in Appropriation Bill 5 except for certain fringes budgeted directly to MoDOT, Highway Patrol, and Conservation.

Federal Funds: 1165:OA Information Technology Federal and Other
1522:Budget Stabilization Fund
Other Funds: 1980:Missouri Revolving Information Technology Trust Fund

	FY 2026 Governor's Recommended			
	GR	Federal	Other	Total
PS	10,766,630	5,298,543	11,687,889	27,753,062
EE	45,845,339	7,906,934	46,723,716	100,475,989
PSD	1,000,000	0	263,650	1,263,650
TRF	0	0	0	0
Total	57,611,969	13,205,477	58,675,255	129,492,701

FTE	218.75	45.50	122.75	387.00
------------	---------------	--------------	---------------	---------------

Est. Fringe	7,269,059	2,643,825	6,168,101	16,080,986
--------------------	-----------	-----------	-----------	------------

Note: Fringes budgeted in Appropriation Bill 5 except for certain fringes budgeted directly to MoDOT, Highway Patrol, and Conservation.

Federal Funds: 1165:OA Information Technology Federal and Other
1522:Budget Stabilization Fund
Other Funds: 1980:Missouri Revolving Information Technology Trust Fund

2. CORE DESCRIPTION

This core request is to fund centralized, enterprise-wide IT services for the 15 different departments that are supported by the Office of Administration, Information Technology Services Division (ITSD). The consolidation of these resources along functional units within ITSD has allowed the State to leverage knowledge sharing and collaboration among IT professionals, and reduce costs through aggregation of like contracts & services and volume purchasing options.

3. PROGRAM LISTING (list programs included in this core funding)

CORE DECISION ITEM

**Office of Administration
Information Technology Services Division (ITSD)
CORE - ITSD Operating Core**

Budget Unit 350011B

Bill Section 05.025

Office of the CIO
State Data Center
Telecommunications/Network
Client Engagement Services
Office of Cyber Security
Enterprise Project Management Office
Office of Geospatial Information
Fiscal & Administrative Services

CORE DECISION ITEM

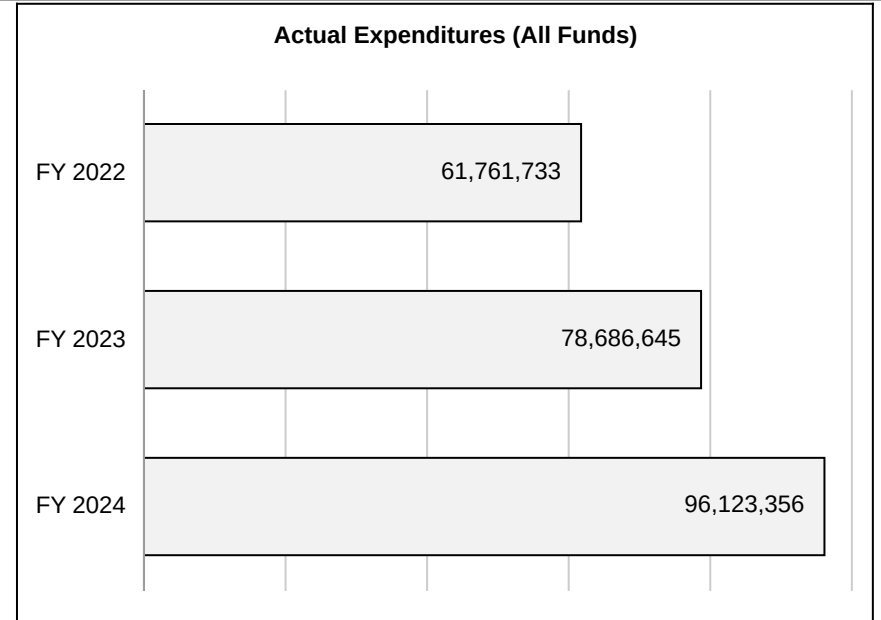
**Office of Administration
Information Technology Services Division (ITSD)
CORE - ITSD Operating Core**

Budget Unit 350011B

Bill Section 05.025

4. FINANCIAL HISTORY

	FY 2022	FY 2023	FY 2024	FY 2025
	Actual	Actual	Actual	Current Yr. as of 1/27/25
Appropriations (All Funds)	72,470,910	92,888,706	124,000,403	129,783,271
Less Reverted (All Funds)	(147,758)	(857,344)	(1,221,192)	(1,744,876)
Less Restricted (All Funds)*	0	0	0	0
Less Transfers Out	(2,020,373)	(2,583,386)	(6,574,192)	(5,000)
Plus Transfers In	128,347	700,000	1,232,000	0
Budget Authority (All Funds)	70,431,126	90,147,976	117,437,019	128,033,395
Actual Expenditures (all Fund)	61,761,733	78,686,645	96,123,356	N/A
Unexpended (All Funds)	8,669,393	11,461,331	21,313,663	N/A
Unexpended by Fund:				
General Revenue	312,915	2,263,704	2,298,327	N/A
Federal	4,837,290	5,302,111	9,411,554	N/A
Other	3,519,188	3,895,517	9,603,782	N/A



*Restricted amount is as of

Reverted includes the statutory three-percent reserve amount (when applicable).

Restricted includes any Governor's Expenditure Restrictions which remained at the end of the fiscal year (when applicable).

CORE DECISION ITEM

Office of Administration
 Information Technology Services Division (ITSD)
 CORE - ITSD Operating Core

Budget Unit 350011B

Bill Section 05.025

5. CORE RECONCILIATION DETAIL

	Budget Class	FTE	GR	FED	OTHER	TOTAL	Explanation
TAFP After VETOES							
	PS	344.00	10,766,630	5,298,543	10,777,889	26,843,062	
	EE	0.00	46,395,909	8,556,934	46,723,716	101,676,559	
	PD	0.00	1,000,000	0	263,650	1,263,650	
	TRF	0.00	0	0	0	0	
	Total	344.00	58,162,539	13,855,477	57,765,255	129,783,271	
One-Times							
	PS	0.00	0	0	0	0	
	EE	0.00	(240,000)	(650,000)	0	(890,000)	
	PD	0.00	0	0	0	0	
	TRF	0.00	0	0	0	0	
	Total	0.00	(240,000)	(650,000)	0	(890,000)	
FY 26 Beginning Core							
	PS	344.00	10,766,630	5,298,543	10,777,889	26,843,062	
	EE	0.00	46,155,909	7,906,934	46,723,716	100,786,559	
	PD	0.00	1,000,000	0	263,650	1,263,650	
	TRF	0.00	0	0	0	0	
	Total	344.00	57,922,539	13,205,477	57,765,255	128,893,271	
Department Request Adjustments							

CORE DECISION ITEM

**Office of Administration
Information Technology Services Division (ITSD)
CORE - ITSD Operating Core**

Budget Unit 350011B

Bill Section 05.025

			Budget Class	FTE	GR	FED	OTHER	TOTAL	Explanation
Core Reallocation	CRA.35B.003	18110	PS	0.00	0	0	910,000	910,000	Reallocating from OTHER PS funds and approps to cover payroll in fund 0980. Sufficient cash is available to cover payroll, but it requires more appropriation authority to meet payroll each year.
Core Transfer Out	CTO.35B.001	11282	EE	0.00	(310,570)	0	0	(310,570)	Transfer from ITSD to Statewide Real Estate for the costs of operation at Scruggs Station
Net Department Request Adjustments				0.00	(310,570)	0	910,000	599,430	
Department Request Core									
			PS	344.00	10,766,630	5,298,543	11,687,889	27,753,062	
			EE	0.00	45,845,339	7,906,934	46,723,716	100,475,989	
			PD	0.00	1,000,000	0	263,650	1,263,650	
			TRF	0.00	0	0	0	0	
			Total	344.00	57,611,969	13,205,477	58,675,255	129,492,701	
Governor Recommended Changes									
Core Transfer In	CTI.GV.002	11281	PS	43.00	0	0	0	0	ARPA FTE restored to ITSD as projects progress
Net Governor Recommended Changes				43.00	0	0	0	0	
Governor's Recommended Core									
			PS	387.00	10,766,630	5,298,543	11,687,889	27,753,062	
			EE	0.00	45,845,339	7,906,934	46,723,716	100,475,989	
			PD	0.00	1,000,000	0	263,650	1,263,650	
			TRF	0.00	0	0	0	0	
			Total	387.00	57,611,969	13,205,477	58,675,255	129,492,701	

CORE DECISION ITEM

**Office of Administration
Information Technology Services Division (ITSD)
CORE - ITSD Operating Core**

Budget Unit 350011B

Bill Section 05.025

Summary of the Core by Expenditure Types

Account	FY24 Budget		FY24 Actual		FY25 Budget		FY25 Actual as of 1/27/25		FY26 DTREQ		FY26 GVREC	FY26 GVREC
	Dollars	FTE	Dollars	FTE	Dollars	FTE	Dollars	FTE	Dollars	FTE	Dollars	FTE
Regular Wages	25,059,725	338.00	0	0.00	0	0.00	0	0.00	0	0.00	0	0.00
Leave Payouts	0	0.00	146,101	0.00	0	0.00	48,975	0.00	0	0.00	0	0.00
Benefit Eligible Wages	0	0.00	18,307,030	256.63	26,843,062	344.00	10,256,278	139.31	27,753,062	344.00	27,753,062	387.00
Planned Hourly Wages	0	0.00	450,593	6.27	0	0.00	257,702	4.11	0	0.00	0	0.00
Total PS	25,059,725	338.00	18,903,724	262.90	26,843,062	344.00	10,562,955	143.43	27,753,062	344.00	27,753,062	387.00
In State Travel	27,151	0.00	117,088	0.00	27,151	0.00	72,637	0.00	27,151	0.00	27,151	0.00
Out of State Travel	43,248	0.00	106,928	0.00	43,248	0.00	62,623	0.00	43,248	0.00	43,248	0.00
Fuel and Utilities	2,000	0.00	0	0.00	2,000	0.00	0	0.00	2,000	0.00	2,000	0.00
Supplies	737,407	0.00	736,994	0.00	737,407	0.00	373,105	0.00	737,407	0.00	737,407	0.00
Professional Development	49,927	0.00	168,727	0.00	89,927	0.00	16,379	0.00	49,927	0.00	49,927	0.00
Communications Services and Supplies	2,008,774	0.00	1,051,567	0.00	2,008,774	0.00	534,695	0.00	2,008,774	0.00	2,008,774	0.00
Professional Services	36,142,193	0.00	6,198,321	0.00	37,252,193	0.00	3,818,985	0.00	36,402,193	0.00	36,402,193	0.00
Housekeeping and Janitorial Services	0	0.00	811	0.00	0	0.00	0	0.00	0	0.00	0	0.00
Maintenance and Repair Services	21,428,631	0.00	47,432,656	0.00	24,248,162	0.00	20,797,268	0.00	23,937,592	0.00	23,937,592	0.00
Computer Equipment	10,456,697	0.00	7,730,800	0.00	10,486,697	0.00	2,740,511	0.00	10,486,697	0.00	10,486,697	0.00
Motorized Equipment	12,000	0.00	0	0.00	12,000	0.00	289,440	0.00	12,000	0.00	12,000	0.00
Office Equipment Expenses	31,184	0.00	35,310	0.00	31,184	0.00	21,756	0.00	31,184	0.00	31,184	0.00
Other Equipment	1,430,633	0.00	253,607	0.00	1,430,633	0.00	119,718	0.00	1,430,633	0.00	1,430,633	0.00
Property and Improvements Expenses	29,199	0.00	9,635	0.00	29,199	0.00	0	0.00	29,199	0.00	29,199	0.00
Building Lease Payments Operating	17,550	0.00	425,609	0.00	17,550	0.00	0	0.00	17,550	0.00	17,550	0.00
Equipment Lease Payments	7,298,472	0.00	1,508	0.00	7,298,472	0.00	779	0.00	7,298,472	0.00	7,298,472	0.00
Miscellaneous Expenses	286,962	0.00	3,800	0.00	286,962	0.00	2,717	0.00	286,962	0.00	286,962	0.00
Rebillable Expenses	17,675,000	0.00	8,752,290	0.00	17,675,000	0.00	3,541,354	0.00	17,675,000	0.00	17,675,000	0.00

CORE DECISION ITEM

**Office of Administration
Information Technology Services Division (ITSD)
CORE - ITSD Operating Core**

Budget Unit 350011B

Bill Section 05.025

Account	FY24 Budget		FY24 Actual		FY25 Budget		FY25 Actual as of 1/27/25		FY26 DTREQ		FY26 GVREC	FY26 GVREC
	Dollars	FTE	Dollars	FTE	Dollars	FTE	Dollars	FTE	Dollars	FTE	Dollars	FTE
Total EE	97,677,028	0.00	73,025,651	0.00	101,676,559	0.00	32,391,965	0.00	100,475,989	0.00	100,475,989	0.00
Debt Service Expenses	1,263,400	0.00	4,193,575	0.00	1,263,400	0.00	2,088,676	0.00	1,263,400	0.00	1,263,400	0.00
Refunds Expense	250	0.00	406	0.00	250	0.00	0	0.00	250	0.00	250	0.00
Total PSD	1,263,650	0.00	4,193,981	0.00	1,263,650	0.00	2,088,676	0.00	1,263,650	0.00	1,263,650	0.00
Grand Total	124,000,403	338.00	96,123,356	262.90	129,783,271	344.00	45,043,596	143.43	129,492,701	344.00	129,492,701	387.00

NEW DECISION ITEM

RANK: OF

**Office of Administration
Information Technology Services Division
Citizen Portal Maintenance
DI# NOP.35B.014**

Budget Unit 350011B

Bill Section 5.025

1. AMOUNT OF REQUEST

	FY 2026 Department Request			
	GR	Federal	Other	Total
PS	6,705,000	0	0	6,705,000
EE	21,134,095	0	0	21,134,095
PSD	0	0	0	0
TRF	0	0	0	0
Total	27,839,095	0	0	27,839,095

FTE **85.00** **0.00** **0.00** **85.00**

Est. Fringe	0	0	0	0
--------------------	---	---	---	---

Note: Fringes budgeted in Appropriation Bill 5 except for certain fringes budgeted directly to MoDOT, Highway Patrol, and Conservation.

	FY 2026 Governor's Recommended			
	GR	Federal	Other	Total
PS	6,705,000	0	0	6,705,000
EE	21,134,095	0	0	21,134,095
PSD	0	0	0	0
TRF	0	0	0	0
Total	27,839,095	0	0	27,839,095

FTE **6.00** **0.00** **0.00** **6.00**

Est. Fringe	0	0	0	0
--------------------	---	---	---	---

Note: Fringes budgeted in Appropriation Bill 5 except for certain fringes budgeted directly to MoDOT, Highway Patrol, and Conservation.

2. THIS REQUEST CAN BE CATEGORIZED AS:

Cost to Continue

3. WHY IS THIS FUNDING NEEDED? PROVIDE AN EXPLANATION FOR ITEMS CHECKED IN #2. INCLUDE THE FEDERAL OR STATE STATUTORY OR CONSTITUTIONAL AUTHORIZATION FOR THIS PROGRAM.

NEW DECISION ITEM

RANK: OF

Budget Unit 350011B

**Office of Administration
Information Technology Services Division
Citizen Portal Maintenance
DI# NOP.35B.014**

Bill Section 5.025

This request is for ongoing funding related to the Digital Government Transformation project funded by ARPA. The vision for Digital Government Transformation is to provide a world-class experience for both citizens and businesses who interact with the State of Missouri and provide best in class cyber security to support that experience. To accomplish this vision, ITSD is partnering with agencies to innovate the user experiences and optimize workflows through journey modernization using a unified online portal and leveraging strategic enterprise tools within the IT infrastructure. ITSD is also adding additional security layers to protect citizen data and identity.

ITSD has had great success creating and implementing a strategy based on a unified platform. This strategy has helped create cost effective solutions for Agencies with much greater speed and effectiveness. Having common solution platforms for Agencies also improves consistency and reduces build time, support, and maintenance complexity. Expanding the use of these tools across Agencies will further improve efficiency, decrease overall costs across the state, and provide a better experience for citizens and businesses while maintaining the highest level of security.

The tools put into place to support this secured, unified platform strategy have annual subscription costs that ITSD must pay or all the systems will have to be shut down. ARPA was used for the initial implementation; now ongoing costs need to be supported. The State of Missouri has implemented a lot of new technology and enhanced customer and citizen experience over the last several years. The introduction of new technology and higher expectation of seamless user experience is introducing a greater need for new cyber security tools, training, and support.

In FY23, there were 79 FTE transferred from ITSD's core budget to HB20. In the Department Request stage, OA requested these FTE be added back to ITSD as part of this New Decision Item Request. The Governor's Recommendation included a core transfer of 43 FTE from ARPA back to the ITSD operating core. The remaining FTE will need to be transferred back from ARPA to OA-ITSD in FY27.

4. DESCRIBE THE DETAILED ASSUMPTIONS USED TO DERIVE THE SPECIFIC REQUESTED AMOUNT. (How did you determine that the requested number of FTE were appropriate? From what source or standard did you derive the requested levels of funding? Were alternatives such as outsourcing or automation considered? If based on new legislation, does request tie to TAFP fiscal note? If not, explain why. Detail which portions of the request are one-times and how those amounts were calculated.)

NEW DECISION ITEM

RANK: OF

**Office of Administration
Information Technology Services Division
Citizen Portal Maintenance
DI# NOP.35B.014**

Budget Unit 350011B

Bill Section 5.025

Costs included in this request are:

- 1 Ongoing maintenance and support for ServiceNow which has already been implemented (\$3,563,266)
2. Ongoing maintenance and support for Mulesoft which has been implemented (\$1,577,367)
3. Ongoing maintenance and support for Workforce User LifeCycle Management (\$3,000,000)
4. Security - Data Loss Prevention (\$3,500,000)
5. Security – Network Access Controls (\$462,065)
6. Application Development Secure Coding Training, Certification and Tools (\$425,445)
7. Security -Secure Access to Cloud Resources (SDWAN) (\$3,466,667)
8. Security-Network Segmentation (\$4,041,500)
9. Security – Identity Validation (\$1,080,000)

5. BREAK DOWN THE REQUEST BY BUDGET ACCOUNT CLASS, JOB CLASS, AND FUND SOURCE. IDENTIFY ONE-TIME COSTS.

Budget Account Class/Job Class	DTREQ GR DOLLAR	DTREQ GR FTE	DTREQ FED DOLLAR	DTREQ FED FTE	DTREQ OTHER DOLLAR	DTREQ OTHER FTE	DTREQ TOTAL DOLLAR	DTREQ TOTAL FTE	DTREQ One-Time DOLLARS
02PS30 - SENIOR PROGRAM SPECIALIST	560,000	8.00	0	0.00	0	0.00	560,000	8.00	0
14AS20 - APPLICATIONS DEVELOPER	1,470,000	21.00	0	0.00	0	0.00	1,470,000	21.00	0
14AS30 - SENIOR APPLICATIONS DEVELOPER	1,785,000	21.00	0	0.00	0	0.00	1,785,000	21.00	0
14EA10 - ENTERPRISE ARCHITECT	850,000	10.00	0	0.00	0	0.00	850,000	10.00	0
14SA20 - SYSTEMS ADMINISTRATION SPEC	935,000	11.00	0	0.00	0	0.00	935,000	11.00	0
14SE30 - CYBERSECURITY SPECIALIST	1,105,000	14.00	0	0.00	0	0.00	1,105,000	14.00	0
Total PS	6,705,000	85.00	0	0.00	0	0.00	6,705,000	85.00	0
632ZZZZ:Professional Development	97,785		0		0		97,785		0
640ZZZZ:Professional Services	1,647,500		0		0		1,647,500		0
643ZZZZ:Maintenance and Repair Services	19,388,810		0		0		19,388,810		0

NEW DECISION ITEM

RANK: OF

**Office of Administration
Information Technology Services Division
Citizen Portal Maintenance
DI# NOP.35B.014**

Budget Unit 350011B

Bill Section 5.025

Budget Account Class/Job Class	DTREQ GR DOLLAR	DTREQ GR FTE	DTREQ FED DOLLAR	DTREQ FED FTE	DTREQ OTHER DOLLAR	DTREQ OTHER FTE	DTREQ TOTAL DOLLAR	DTREQ TOTAL FTE	DTREQ One-Time DOLLARS
Total EE	21,134,095		0		0		21,134,095		0
Total PSD	0		0		0		0		0
Total TRF	0		0		0		0		0
Grand Total	27,839,095	85.00	0	0.00	0	0.00	27,839,095	85.00	0
Budget Account Class/Job Class	GVREC GR DOLLAR	GVREC GR FTE	GVREC FED DOLLAR	GVREC FED FTE	GVREC OTHER DOLLAR	GVREC OTHER FTE	GVREC TOTAL DOLLAR	GVREC TOTAL FTE	GVREC One-Time DOLLARS
02PS30 - SENIOR PROGRAM SPECIALIST	560,000	0.00	0	0.00	0	0.00	560,000	0.00	0
14AS20 - APPLICATIONS DEVELOPER	1,470,000	0.00	0	0.00	0	0.00	1,470,000	0.00	0
14AS30 - SENIOR APPLICATIONS DEVELOPER	1,785,000	0.00	0	0.00	0	0.00	1,785,000	0.00	0
14EA10 - ENTERPRISE ARCHITECT	850,000	0.00	0	0.00	0	0.00	850,000	0.00	0
14SA20 - SYSTEMS ADMINISTRATION SPEC	935,000	0.00	0	0.00	0	0.00	935,000	0.00	0
14SE30 - CYBERSECURITY SPECIALIST	1,105,000	6.00	0	0.00	0	0.00	1,105,000	6.00	0
Total PS	6,705,000	6.00	0	0.00	0	0.00	6,705,000	6.00	0
632ZZZ:Professional Development	97,785		0		0		97,785		0
640ZZZ:Professional Services	1,647,500		0		0		1,647,500		0
643ZZZ:Maintenance and Repair Services	19,388,810		0		0		19,388,810		0
Total EE	21,134,095		0		0		21,134,095		0
Total PSD	0		0		0		0		0
Total TRF	0		0		0		0		0

NEW DECISION ITEM

RANK: OF

**Office of Administration
Information Technology Services Division
Citizen Portal Maintenance
DI# NOP.35B.014**

Budget Unit 350011B

Bill Section 5.025

Budget Account Class/Job Class	GVREC GR DOLLAR	GVREC GR FTE	GVREC FED DOLLAR	GVREC FED FTE	GVREC OTHER DOLLAR	GVREC OTHER FTE	GVREC TOTAL DOLLAR	GVREC TOTAL FTE	GVREC One-Time DOLLARS
Grand Total	27,839,095	6.00	0	0.00	0	0.00	27,839,095	6.00	0

Costs included in this request:

1. Ongoing maintenance and support for ServiceNow which has already been implemented (\$3,563,266)
ServiceNow is a low code/no code platform which offers digital workflows to streamline business operations and improve employee productivity. Agencies can automate routine tasks, integrate various business processes, and gain real-time insights through dashboards. It is used by thousands of organizations world-wide to drive digital transformation. Improved integration across IT capabilities also reduces cost and complexity. This platform has been chosen as the strategic solution for both IT and Agency solutions.
2. Ongoing maintenance and support for Mulesoft which has already been implemented (\$1,577,367)
MuleSoft provides integration solutions for connecting applications, data and devices. It allows business to integrate on-premises and cloud-based system without extensive coding. It uses Application Programming Interfaces (APIs) to facilitate seamless data exchange between disparate systems. The MuleSoft platform tools aid in designing, building, and managing the lifecycle of the APIs.
3. Ongoing maintenance and support for Workforce User LifeCycle Management (\$3,000,000)
This was implemented in FY24 and will need funding for ongoing costs. State of Missouri workforce user account lifecycle management automation is required to securely and efficiently manage onboarding and off-boarding for our application portfolio. We can no longer effectively meet end user lifecycle management regulatory compliance, security best practice, and service level agreements at scale without automation. With over 2000 applications servicing the consolidated agencies, there is no standard process to request/approve/assign/modify/terminate/audit access. The regulatory and security requirements to manage the end user lifecycle management process (request, approval, assignment, modification, termination, auditing) is not satisfactory. This security weakness was observed and concluded to be present during our security review for the Enterprise ERP MOVERS project and other Digital Government Transformation project.
4. Security - Data Loss Prevention (\$3,500,000)
This funding is needed to address an audit finding; prevent potential data breaches, leaks, or misuse; Provide real-time monitoring and analytics capabilities of how data is being utilized; and to Enable security teams to quickly identify and respond to potential threats.
5. Security – Network Access Controls (\$462,065)
Funding is needed to address an audit finding; to prevent unauthorized devices from connecting to the state network; Ensure only managed devices that have been properly patched and follow best security practices can connect; detects shadow IT; and provides real-time monitoring of devices attempting to connect to the network to help detect malicious or suspicious activities.
6. Application Development Secure Coding Training, Certification and Tools (\$425,445)
Secure coding training raises awareness of the impact and enables the prevention of vulnerabilities in source code. Developers are trained in secure coding practices for specific coding languages and frameworks. In addition to our current vulnerability scanning tools, we plan to leverage artificial intelligence (AI) code security assistants (ACSAs) within our existing scanning products to help developers remediate security vulnerabilities in code more quickly.
7. Security -Secure Access to Cloud Resources (SDWAN) (\$3,466,667)
Would replace obsolete network design and plays a big part in our network modernization effort. Allows 800+ remote sites direct access to internet services without having to come back to our primary datacenter, enhancing user experience. Services like M365 will run more efficiently. Provides a modernized and centrally managed security stack to provide protection for users connecting to the cloud through software defined wide area networks (SDWAN). It would provide alternate routes to get to services if communication with the primary data center was lost. It would provide enhanced logging and monitoring of traffic leaving remote sites to detect, prevent and alert security staff of malicious activities.

8. Security -Network Segmentation (\$4,041,500)

Network segmentation was identified as an area of improvement through multiple tabletop exercises. Network segmentation provides a way to isolate devices if they were to be infected with ransomware. Devices not segmented can talk freely between themselves today giving ransomware an avenue to traverse across the network if endpoint protection was not effective at catching it. It also provides firewall capabilities at each endpoint which greatly enhances our zero-trust capabilities and enhanced network monitoring capabilities to detect malicious activities at each endpoint. Network segmentation will allow us to lock down the most critical assets to only the services necessary to perform business and prevent accidental misconfigurations from opening resources that should not be allowed.

9. Security – Identity Validation (\$1,080,000)

Identity validation provides authentication and authorization protections for employees and citizens who use State resources. The identity validation tool implemented provides 4 main functions to provide optimal security to citizen using State Resources 1) Anti-Fraud Protection protects services from being provided to unauthorized people through malicious means such as identity theft and impersonation. 2) Identity Resolution distinguishes that a user is who they say they are by validating them against specific sources of evidence such as passports, drivers' licenses, or other forms of official documentation. 3) Liveness Detection ensures that a real person is trying to authenticate by checking facial images, videos to prevent fraudulent activities and 4) Biometric Verification utilizes things such as fingerprint or facial recognition as part of multi-factor authentication (something you are).

**NEW DECISION ITEM
RANK: 010 OF**

Office of Administration
Information Technology Service Division
Key Management System
DI# NOP.GV.080

Budget Unit 350011B

Bill Section 05.025

1. AMOUNT OF REQUEST

	FY 2026 Department Request			
	GR	Federal	Other	Total
PS	0	0	0	0
EE	0	0	0	0
PSD	0	0	0	0
TRF	0	0	0	0
Total	0	0	0	0
FTE	0.00	0.00	0.00	0.00
Est. Fringe	0	0	0	0

Note: Fringes budgeted in Appropriation Bill 5 except for certain fringes budgeted directly to MoDOT, Highway Patrol, and Conservation.

	FY 2026 Governor's Recommended			
	GR	Federal	Other	Total
PS	380,000	0	0	380,000
EE	1,020,000	0	0	1,020,000
PSD	0	0	0	0
TRF	0	0	0	0
Total	1,400,000	0	0	1,400,000
FTE	4.00	0.00	0.00	4.00
Est. Fringe	0	0	0	0

Note: Fringes budgeted in Appropriation Bill 5 except for certain fringes budgeted directly to MoDOT, Highway Patrol, and Conservation.

2. THIS REQUEST CAN BE CATEGORIZED AS:

New Program

3. WHY IS THIS FUNDING NEEDED? PROVIDE AN EXPLANATION FOR ITEMS CHECKED IN #2. INCLUDE THE FEDERAL OR STATE STATUTORY OR CONSTITUTIONAL AUTHORIZATION FOR THIS PROGRAM.

A key management system (KMS) is necessary and forms the basis of all data security. A KMS system manages the keys used to encrypt and secure all data across the organization. Implementation of a KMS system would ensure that keys are stored in centralized location and prevent unauthorized access to the keys that would be used to encrypt and decrypt our sensitive and regulatory data. It allows for administrators to remotely disable keys and issue new ones as needed. A KMS system is necessary to build out key management automation. In order to address regulatory compliance, a KMS system would allow for keys used to authenticate into systems to be rotated out to address compliance rules. The state manages multiple cloud and on-premises data centers today and deployment of a centralized key management system would greatly enhance the security while simplifying management of encryptions keys from a single platform.

NEW DECISION ITEM

RANK: 010 OF

**Office of Administration
Information Technology Service Division
Key Management System
DI# NOP.GV.080**

Budget Unit 350011B

Bill Section 05.025

4. DESCRIBE THE DETAILED ASSUMPTIONS USED TO DERIVE THE SPECIFIC REQUESTED AMOUNT. (How did you determine that the requested number of FTE were appropriate? From what source or standard did you derive the requested levels of funding? Were alternatives such as outsourcing or automation considered? If based on new legislation, does request tie to TAFP fiscal note? If not, explain why. Detail which portions of the request are one-times and how those amounts were calculated.)

Pricing was determined by obtaining budgetary quotes from key management system (KMS) vendors. Cost is based on around \$1,020 per client to cover 1000 clients. A client is any application or device that would utilize keys for encryption. Staffing would be needed to build out and maintain the automation (2 staff members) to support thousands of application that utilize key management. Additional staffing would be needed for management of a key management system(2 staff members). KMS management would be responsible for provisioning keys that the automation team would automatically provision to the appropriate clients.

5. BREAK DOWN THE REQUEST BY BUDGET ACCOUNT CLASS, JOB CLASS, AND FUND SOURCE. IDENTIFY ONE-TIME COSTS.

Budget Account Class/Job Class	DTREQ GR DOLLAR	DTREQ GR FTE	DTREQ FED DOLLAR	DTREQ FED FTE	DTREQ OTHER DOLLAR	DTREQ OTHER FTE	DTREQ TOTAL DOLLAR	DTREQ TOTAL FTE	DTREQ One-Time DOLLARS
Total PS	0	0.00	0	0.00	0	0.00	0	0.00	0
Total EE	0		0		0		0		0
Total PSD	0		0		0		0		0
Total TRF	0		0		0		0		0
Grand Total	0	0.00	0	0.00	0	0.00	0	0.00	0

Budget Account Class/Job Class	GVREC GR DOLLAR	GVREC GR FTE	GVREC FED DOLLAR	GVREC FED FTE	GVREC OTHER DOLLAR	GVREC OTHER FTE	GVREC TOTAL DOLLAR	GVREC TOTAL FTE	GVREC One-Time DOLLARS
14SE40 - SR CYBERSECURITY SPECIALIST	380,000	4.00	0	0.00	0	0.00	380,000	4.00	0
Total PS	380,000	4.00	0	0.00	0	0.00	380,000	4.00	0
643ZZZ:Maintenance and Repair Services	1,020,000		0		0		1,020,000		0
Total EE	1,020,000		0		0		1,020,000		0
Total PSD	0		0		0		0		0

NEW DECISION ITEM

RANK: 010 OF

**Office of Administration
Information Technology Service Division
Key Management System
DI# NOP.GV.080**

Budget Unit 350011B

Bill Section 05.025

Budget Account Class/Job Class	GVREC GR DOLLAR	GVREC GR FTE	GVREC FED DOLLAR	GVREC FED FTE	GVREC OTHER DOLLAR	GVREC OTHER FTE	GVREC TOTAL DOLLAR	GVREC TOTAL FTE	GVREC One-Time DOLLARS
Total TRF	0		0		0		0		0
Grand Total	<u>1,400,000</u>	<u>4.00</u>	<u>0</u>	<u>0.00</u>	<u>0</u>	<u>0.00</u>	<u>1,400,000</u>	<u>4.00</u>	<u>0</u>

CORE DECISION ITEM

Office of Administration
 Information Technology Services Division (ITSD)
 CORE - Statewide Customer Service

Budget Unit 350189B
 Bill Section 05.025

1. CORE FINANCIAL SUMMARY

	FY 2026 Department Request			
	GR	Federal	Other	Total
PS	0	0	0	0
EE	0	0	0	0
PSD	0	0	0	0
TRF	0	0	0	0
Total	0	0	0	0
FTE	0.00	0.00	0.00	0.00
Est. Fringe	0	0	0	0

Note: Fringes budgeted in Appropriation Bill 5 except for certain fringes budgeted directly to MoDOT, Highway Patrol, and Conservation.

	FY 2026 Governor's Recommended			
	GR	Federal	Other	Total
PS	0	0	0	0
EE	0	0	0	0
PSD	0	0	0	0
TRF	0	0	0	0
Total	0	0	0	0
FTE	0.00	0.00	0.00	0.00
Est. Fringe	0	0	0	0

Note: Fringes budgeted in Appropriation Bill 5 except for certain fringes budgeted directly to MoDOT, Highway Patrol, and Conservation.

2. CORE DESCRIPTION

One time funding was originally approved in FY23 for a statewide customer service program. This core included one-time funding that was added again in FY25 to continue operating the SHARE MO Citizen Engagement Program. The SHARE MO program is currently in fourteen (14) of our seventeen (17) executive agencies and some elected officials' offices. This provides these agencies with ways to listen to citizens, understand their experiences, and make changes based on feedback.

3. PROGRAM LISTING (list programs included in this core funding)

SHARE MO

CORE DECISION ITEM

**Office of Administration
Information Technology Services Division (ITSD)
CORE - Statewide Customer Service**

**Budget Unit 350189B
Bill Section 05.025**

4. FINANCIAL HISTORY

	FY 2022	FY 2023	FY 2024	FY 2025
	Actual	Actual	Actual	Current Yr. as of 1/27/25
Appropriations (All Funds)	0	0	0	6,000,000
Less Reverted (All Funds)	0	0	0	(180,000)
Less Restricted (All Funds)*	0	0	0	0
Less Transfers Out	0	0	0	0
Plus Transfers In	0	0	0	0
Budget Authority (All Funds)	0	0	0	5,820,000
Actual Expenditures (all Fund	0	0	0	N/A
Unexpended (All Funds)	0	0	0	N/A
Unexpended by Fund:				
General Revenue	0	0	0	N/A
Federal	0	0	0	N/A
Other	0	0	0	N/A

Actual Expenditures (All Funds)						
FY 2022						
FY 2023						
FY 2024						

*Restricted amount is as of

Reverted includes the statutory three-percent reserve amount (when applicable).

Restricted includes any Governor's Expenditure Restrictions which remained at the end of the fiscal year (when applicable).

CORE DECISION ITEM

Office of Administration
 Information Technology Services Division (ITSD)
 CORE - Statewide Customer Service

Budget Unit 350189B

Bill Section 05.025

5. CORE RECONCILIATION DETAIL

	Budget Class	FTE	GR	FED	OTHER	TOTAL	Explanation
TAFP After VETOES							
	PS	0.00	0	0	0	0	
	EE	0.00	3,000,000	0	0	3,000,000	
	PD	0.00	3,000,000	0	0	3,000,000	
	TRF	0.00	0	0	0	0	
	Total	0.00	6,000,000	0	0	6,000,000	
One-Times							
	PS	0.00	0	0	0	0	
	EE	0.00	(3,000,000)	0	0	(3,000,000)	
	PD	0.00	(3,000,000)	0	0	(3,000,000)	
	TRF	0.00	0	0	0	0	
	Total	0.00	(6,000,000)	0	0	(6,000,000)	
FY 26 Beginning Core							
	PS	0.00	0	0	0	0	
	EE	0.00	0	0	0	0	
	PD	0.00	0	0	0	0	
	TRF	0.00	0	0	0	0	
	Total	0.00	0	0	0	0	
Department Request Adjustments							

CORE DECISION ITEM

Office of Administration
 Information Technology Services Division (ITSD)
 CORE - Statewide Customer Service

Budget Unit 350189B

Bill Section 05.025

	Budget Class	FTE	GR	FED	OTHER	TOTAL	Explanation
Net Department Request Adjustments		0.00	0	0	0	0	
Department Request Core							
	PS	0.00	0	0	0	0	
	EE	0.00	0	0	0	0	
	PD	0.00	0	0	0	0	
	TRF	0.00	0	0	0	0	
	Total	0.00	0	0	0	0	
Governor's Recommended Core							
	PS	0.00	0	0	0	0	
	EE	0.00	0	0	0	0	
	PD	0.00	0	0	0	0	
	TRF	0.00	0	0	0	0	
	Total	0.00	0	0	0	0	

CORE DECISION ITEM

Office of Administration
 Information Technology Services Division (ITSD)
 CORE - Statewide Customer Service

Budget Unit 350189B

Bill Section 05.025

Summary of the Core by Expenditure Types

Account	FY24 Budget		FY24 Actual		FY25 Budget		FY25 Actual as of 1/27/25		FY26 DTREQ		FY26 GVREC	FY26 GVREC
	Dollars	FTE	Dollars	FTE	Dollars	FTE	Dollars	FTE	Dollars	FTE	Dollars	FTE
Professional Services	0	0.00	0	0.00	3,000,000	0.00	0	0.00	0	0.00	0	0.00
Maintenance and Repair Services	0	0.00	0	0.00	0	0.00	5,820,000	0.00	0	0.00	0	0.00
Total EE	0	0.00	0	0.00	3,000,000	0.00	5,820,000	0.00	0	0.00	0	0.00
Program Disbursements	0	0.00	0	0.00	3,000,000	0.00	0	0.00	0	0.00	0	0.00
Total PSD	0	0.00	0	0.00	3,000,000	0.00	0	0.00	0	0.00	0	0.00
Grand Total	0	0.00	0	0.00	6,000,000	0.00	5,820,000	0.00	0	0.00	0	0.00

NEW DECISION ITEM

RANK: 008 OF

**Office of Administration
Information Technology Services Division
Statewide Customer Service
DI# NOP.GV.081**

Budget Unit 350189B

Bill Section 5.025

1. AMOUNT OF REQUEST

	FY 2026 Department Request			
	GR	Federal	Other	Total
PS	0	0	0	0
EE	0	0	0	0
PSD	0	0	0	0
TRF	0	0	0	0
Total	0	0	0	0
FTE	0.00	0.00	0.00	0.00
Est. Fringe	0	0	0	0

Note: Fringes budgeted in Appropriation Bill 5 except for certain fringes budgeted directly to MoDOT, Highway Patrol, and Conservation.

	FY 2026 Governor's Recommended			
	GR	Federal	Other	Total
PS	0	0	0	0
EE	6,000,000	0	0	6,000,000
PSD	0	0	0	0
TRF	0	0	0	0
Total	6,000,000	0	0	6,000,000
FTE	0.00	0.00	0.00	0.00
Est. Fringe	0	0	0	0

Note: Fringes budgeted in Appropriation Bill 5 except for certain fringes budgeted directly to MoDOT, Highway Patrol, and Conservation.

2. THIS REQUEST CAN BE CATEGORIZED AS:

Cost to Continue

3. WHY IS THIS FUNDING NEEDED? PROVIDE AN EXPLANATION FOR ITEMS CHECKED IN #2. INCLUDE THE FEDERAL OR STATE STATUTORY OR CONSTITUTIONAL AUTHORIZATION FOR THIS PROGRAM.

One time funding was originally approved in FY23 for a statewide citizen engagement program. One-time funding was added again in FY25 to continue operating the SHARE MO Citizen Engagement Program. The SHARE MO program is currently in fourteen (14) of our seventeen (17) executive agencies and some elected officials' offices. This provides these agencies with ways to listen to citizens, understand their experiences, and make changes based on feedback. Without continued funding, this program will cease to exist and all progress that has been made will be lost.

4. DESCRIBE THE DETAILED ASSUMPTIONS USED TO DERIVE THE SPECIFIC REQUESTED AMOUNT. (How did you determine that the requested number of FTE were

NEW DECISION ITEM

RANK: 008 OF

Office of Administration
 Information Technology Services Division
 Statewide Customer Service
 DI# NOP.GV.081

Budget Unit 350189B

Bill Section 5.025

appropriate? From what source or standard did you derive the requested levels of funding? Were alternatives such as outsourcing or automation considered? If based on new legislation, does request tie to TAFP fiscal note? If not, explain why. Detail which portions of the request are one-times and how those amounts were calculated.)

FY 26 Gov. Rec matches funding appropriated in FY 25 TAFP

5. BREAK DOWN THE REQUEST BY BUDGET ACCOUNT CLASS, JOB CLASS, AND FUND SOURCE. IDENTIFY ONE-TIME COSTS.

Budget Account Class/Job Class	DTREQ GR DOLLAR	DTREQ GR FTE	DTREQ FED DOLLAR	DTREQ FED FTE	DTREQ OTHER DOLLAR	DTREQ OTHER FTE	DTREQ TOTAL DOLLAR	DTREQ TOTAL FTE	DTREQ One-Time DOLLARS
Total PS	0	0.00	0	0.00	0	0.00	0	0.00	0
Total EE	0		0		0		0		0
Total PSD	0		0		0		0		0
Total TRF	0		0		0		0		0
Grand Total	0	0.00	0	0.00	0	0.00	0	0.00	0
Budget Account Class/Job Class	GVREC GR DOLLAR	GVREC GR FTE	GVREC FED DOLLAR	GVREC FED FTE	GVREC OTHER DOLLAR	GVREC OTHER FTE	GVREC TOTAL DOLLAR	GVREC TOTAL FTE	GVREC One-Time DOLLARS
Total PS	0	0.00	0	0.00	0	0.00	0	0.00	0
640ZZZZ:Professional Services	6,000,000		0		0		6,000,000		0
Total EE	6,000,000		0		0		6,000,000		0
Total PSD	0		0		0		0		0
Total TRF	0		0		0		0		0
Grand Total	6,000,000	0.00	0	0.00	0	0.00	6,000,000	0.00	0

CORE DECISION ITEM

**Office of Administration
Information Technology Services Division (ITSD)
CORE - DESE IT Core**

Budget Unit 350014B

Bill Section 05.030

1. CORE FINANCIAL SUMMARY

	FY 2026 Department Request			
	GR	Federal	Other	Total
PS	757,234	1,798,858	208,005	2,764,097
EE	1,406,839	2,762,353	140,104	4,309,296
PSD	1	0	0	1
TRF	0	0	0	0
Total	2,164,074	4,561,211	348,109	7,073,394

FTE	5.97	23.40	0.50	29.87
------------	-------------	--------------	-------------	--------------

Est. Fringe	369,840	1,017,022	84,471	1,471,333
--------------------	---------	-----------	--------	-----------

Note: Fringes budgeted in Appropriation Bill 5 except for certain fringes budgeted directly to MoDOT, Highway Patrol, and Conservation.

Federal Funds: 1165:OA Information Technology Federal and Other
 Other Funds: 1264:MO Comm for the Deaf and Hard of Hearing Board of
 1291:Lottery Proceeds Fund
 1559:Deaf Relay Service and Equipment Distribution Progra
 1651:Excellence in Education Fund
 1743:Missouri Commission for the Deaf and Hard of Hearing

	FY 2026 Governor's Recommended			
	GR	Federal	Other	Total
PS	757,234	1,798,858	208,005	2,764,097
EE	1,406,839	2,762,353	140,104	4,309,296
PSD	1	0	0	1
TRF	0	0	0	0
Total	2,164,074	4,561,211	348,109	7,073,394

FTE	5.97	23.40	0.50	29.87
------------	-------------	--------------	-------------	--------------

Est. Fringe	369,840	1,017,022	84,471	1,471,333
--------------------	---------	-----------	--------	-----------

Note: Fringes budgeted in Appropriation Bill 5 except for certain fringes budgeted directly to MoDOT, Highway Patrol, and Conservation.

Federal Funds: 1165:OA Information Technology Federal and Other
 Other Funds: 1264:MO Comm for the Deaf and Hard of Hearing Board of
 1291:Lottery Proceeds Fund
 1559:Deaf Relay Service and Equipment Distribution Progra
 1651:Excellence in Education Fund
 1743:Missouri Commission for the Deaf and Hard of Hearing

2. CORE DESCRIPTION

This core request is for funding for all IT expenditures specific to the Department of Elementary and Secondary Education (DESE), including new IT hardware and software, hardware maintenance, annual software licensing, State Data Center and telecommunications/network charges, and application development.

3. PROGRAM LISTING (list programs included in this core funding)

DESE IT Core

CORE DECISION ITEM

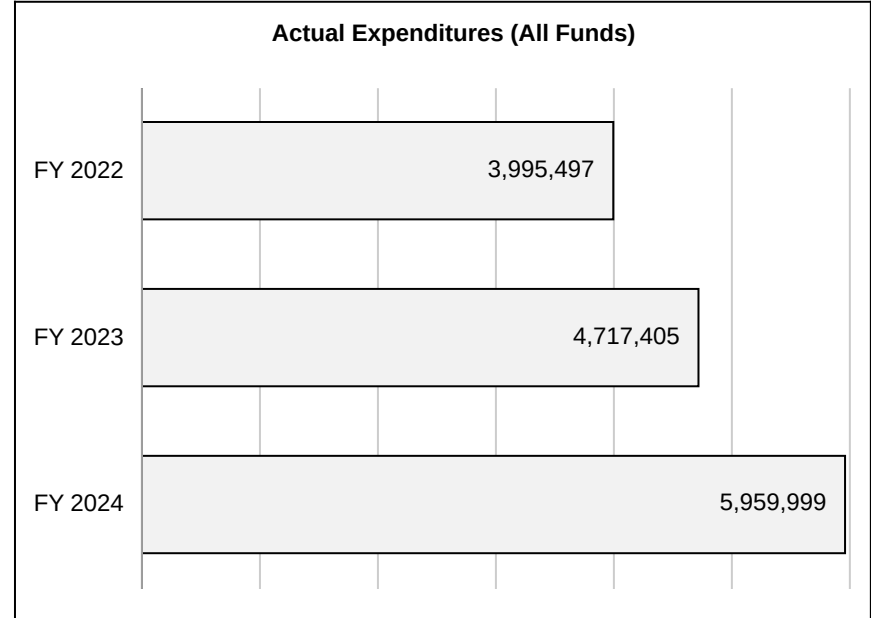
**Office of Administration
Information Technology Services Division (ITSD)
CORE - DESE IT Core**

Budget Unit 350014B

Bill Section 05.030

4. FINANCIAL HISTORY

	FY 2022	FY 2023	FY 2024	FY 2025
	Actual	Actual	Actual	Current Yr. as of 1/27/25
Appropriations (All Funds)	5,575,418	5,608,208	5,793,649	6,673,394
Less Reverted (All Funds)	(2,914)	(41,115)	(42,939)	(67,836)
Less Restricted (All Funds)*	0	0	0	0
Less Transfers Out	(169,266)	(173,000)	(188,438)	0
Plus Transfers In	696,434	644,067	1,147,727	0
Budget Authority (All Funds)	6,099,672	6,038,160	6,709,999	6,605,558
Actual Expenditures (all Fund)	3,995,497	4,717,405	5,959,999	N/A
Unexpended (All Funds)	2,104,175	1,320,755	750,000	N/A
Unexpended by Fund:				
General Revenue	24,296	50,163	54,790	N/A
Federal	1,849,117	1,066,176	484,494	N/A
Other	230,762	204,416	210,716	N/A



*Restricted amount is as of

Reverted includes the statutory three-percent reserve amount (when applicable).

Restricted includes any Governor's Expenditure Restrictions which remained at the end of the fiscal year (when applicable).

CORE DECISION ITEM

Office of Administration
 Information Technology Services Division (ITSD)
 CORE - DESE IT Core

Budget Unit 350014B

Bill Section 05.030

5. CORE RECONCILIATION DETAIL

	Budget Class	FTE	GR	FED	OTHER	TOTAL	Explanation
TAFP After VETOES							
	PS	29.87	757,234	1,398,858	208,005	2,364,097	
	EE	0.00	1,406,839	2,762,353	140,104	4,309,296	
	PD	0.00	1	0	0	1	
	TRF	0.00	0	0	0	0	
	Total	29.87	2,164,074	4,161,211	348,109	6,673,394	
One-Times							
	PS	0.00	0	0	0	0	
	EE	0.00	0	0	0	0	
	PD	0.00	0	0	0	0	
	TRF	0.00	0	0	0	0	
	Total	0.00	0	0	0	0	
FY 26 Beginning Core							
	PS	29.87	757,234	1,398,858	208,005	2,364,097	
	EE	0.00	1,406,839	2,762,353	140,104	4,309,296	
	PD	0.00	1	0	0	1	
	TRF	0.00	0	0	0	0	
	Total	29.87	2,164,074	4,161,211	348,109	6,673,394	
Department Request Adjustments							

CORE DECISION ITEM

**Office of Administration
Information Technology Services Division (ITSD)
CORE - DESE IT Core**

Budget Unit 350014B

Bill Section 05.030

			Budget Class	FTE	GR	FED	OTHER	TOTAL	Explanation
Core Reallocation	CRA.35B.004	13822	PS	0.00	0	400,000	0	400,000	DESE federal PS funds have required flex for the past two years. An adjustment of 400,000 in federal authority should prevent the need for flexing in the future. Application Developer time coding is attributed to the increased federal spending for DESE.
Net Department Request Adjustments				0.00	0	400,000	0	400,000	
Department Request Core									
			PS	29.87	757,234	1,798,858	208,005	2,764,097	
			EE	0.00	1,406,839	2,762,353	140,104	4,309,296	
			PD	0.00	1	0	0	1	
			TRF	0.00	0	0	0	0	
			Total	29.87	2,164,074	4,561,211	348,109	7,073,394	
Governor's Recommended Core									
			PS	29.87	757,234	1,798,858	208,005	2,764,097	
			EE	0.00	1,406,839	2,762,353	140,104	4,309,296	
			PD	0.00	1	0	0	1	
			TRF	0.00	0	0	0	0	
			Total	29.87	2,164,074	4,561,211	348,109	7,073,394	

CORE DECISION ITEM

**Office of Administration
Information Technology Services Division (ITSD)
CORE - DESE IT Core**

Budget Unit 350014B

Bill Section 05.030

Summary of the Core by Expenditure Types

Account	FY24 Budget		FY24 Actual		FY25 Budget		FY25 Actual as of 1/27/25		FY26 DTREQ		FY26 GVREC	FY26 GVREC
	Dollars	FTE	Dollars	FTE	Dollars	FTE	Dollars	FTE	Dollars	FTE	Dollars	FTE
Regular Wages	2,310,792	29.87	0	0.00	0	0.00	0	0.00	0	0.00	0	0.00
Leave Payouts	0	0.00	9,442	0.00	0	0.00	4,637	0.00	0	0.00	0	0.00
Benefit Eligible Wages	0	0.00	2,146,442	32.77	2,364,097	29.87	1,028,725	15.30	2,764,097	29.87	2,764,097	29.87
Planned Hourly Wages	0	0.00	86,998	1.23	0	0.00	36,523	0.48	0	0.00	0	0.00
Total PS	2,310,792	29.87	2,242,882	34.01	2,364,097	29.87	1,069,885	15.77	2,764,097	29.87	2,764,097	29.87
In State Travel	496	0.00	0	0.00	496	0.00	0	0.00	496	0.00	496	0.00
Out of State Travel	0	0.00	287	0.00	0	0.00	0	0.00	0	0.00	0	0.00
Supplies	9,979	0.00	132	0.00	9,979	0.00	0	0.00	9,979	0.00	9,979	0.00
Professional Development	306	0.00	0	0.00	306	0.00	0	0.00	306	0.00	306	0.00
Communications Services and Supplies	96	0.00	625,110	0.00	96	0.00	255,275	0.00	96	0.00	96	0.00
Professional Services	3,377,825	0.00	1,629,624	0.00	3,377,825	0.00	492,007	0.00	3,377,825	0.00	3,377,825	0.00
Housekeeping and Janitorial Services	390	0.00	0	0.00	390	0.00	0	0.00	390	0.00	390	0.00
Maintenance and Repair Services	37,525	0.00	1,130,032	0.00	863,965	0.00	917,995	0.00	863,965	0.00	863,965	0.00
Computer Equipment	43,828	0.00	328,110	0.00	43,828	0.00	18,590	0.00	43,828	0.00	43,828	0.00
Office Equipment Expenses	55	0.00	0	0.00	55	0.00	0	0.00	55	0.00	55	0.00
Other Equipment	8,848	0.00	3,823	0.00	8,848	0.00	9,180	0.00	8,848	0.00	8,848	0.00
Equipment Lease Payments	2,397	0.00	0	0.00	2,397	0.00	0	0.00	2,397	0.00	2,397	0.00
Miscellaneous Expenses	921	0.00	0	0.00	921	0.00	0	0.00	921	0.00	921	0.00
Rebillable Expenses	190	0.00	0	0.00	190	0.00	0	0.00	190	0.00	190	0.00
Total EE	3,482,856	0.00	3,717,117	0.00	4,309,296	0.00	1,693,048	0.00	4,309,296	0.00	4,309,296	0.00
Debt Service Expenses	1	0.00	0	0.00	1	0.00	0	0.00	1	0.00	1	0.00
Total PSD	1	0.00	0	0.00	1	0.00	0	0.00	1	0.00	1	0.00

CORE DECISION ITEM

Office of Administration
 Information Technology Services Division (ITSD)
 CORE - DESE IT Core

Budget Unit 350014B

Bill Section 05.030

Account	FY24 Budget		FY24 Actual		FY25 Budget		FY25 Actual as of 1/27/25		FY26 DTREQ		FY26 GVREC	FY26 GVREC
	Dollars	FTE	Dollars	FTE	Dollars	FTE	Dollars	FTE	Dollars	FTE	Dollars	FTE
Grand Total	5,793,649	29.87	5,959,999	34.01	6,673,394	29.87	2,762,933	15.77	7,073,394	29.87	7,073,394	29.87

NEW DECISION ITEM

RANK: OF

**Office of Administration
Information Technology Services Division
DESE Formula Rewrite
DI# NOP.GV.082**

Budget Unit 350014B

Bill Section 5.030

1. AMOUNT OF REQUEST

	FY 2026 Department Request			
	GR	Federal	Other	Total
PS	0	0	0	0
EE	0	0	0	0
PSD	0	0	0	0
TRF	0	0	0	0
Total	0	0	0	0
FTE	0.00	0.00	0.00	0.00
Est. Fringe	0	0	0	0

Note: Fringes budgeted in Appropriation Bill 5 except for certain fringes budgeted directly to MoDOT, Highway Patrol, and Conservation.

	FY 2026 Governor's Recommended			
	GR	Federal	Other	Total
PS	0	0	0	0
EE	3,331,900	0	0	3,331,900
PSD	0	0	0	0
TRF	0	0	0	0
Total	3,331,900	0	0	3,331,900
FTE	0.00	0.00	0.00	0.00
Est. Fringe	0	0	0	0

Note: Fringes budgeted in Appropriation Bill 5 except for certain fringes budgeted directly to MoDOT, Highway Patrol, and Conservation.

2. THIS REQUEST CAN BE CATEGORIZED AS:

Equipment Replacement

3. WHY IS THIS FUNDING NEEDED? PROVIDE AN EXPLANATION FOR ITEMS CHECKED IN #2. INCLUDE THE FEDERAL OR STATE STATUTORY OR CONSTITUTIONAL AUTHORIZATION FOR THIS PROGRAM.

NEW DECISION ITEM

RANK: OF

Budget Unit 350014B

**Office of Administration
Information Technology Services Division**

DESE Formula Rewrite

DI# NOP.GV.082

Bill Section 5.030

The Department of Elementary and Secondary Education (DESE) is responsible for the statewide distribution of over \$5 billion in state funds to Missouri's 560 public school districts and charter schools statewide. The DESE Foundation Formula calculation system was written in 2006 and is used to calculate the payment of these funds. This system calculates five separate statutorily required payments which are the Foundation Formula State Aid (163.031, 160.415, 162.1060, 162.935, 163.071, and 163.073 RSMo), Classroom Trust Fund (163.043, RSMo), Transportation State Aid (163.031, RSMo), Small Schools (163.044, RSMo), and the Proposition C (144.701, RSMo). This system calculates the annualized and monthly payment amounts owed to each district and charter school as well as charter sponsors for the five types of State Aid payments. The monthly payment amounts are then pulled into the DESE Payment Management System (PM) to interface with the SAM II system to make monthly payments to the districts and charter schools.

These five payment calculations are all unique to Missouri per statute. There are more than 41 different processes that must be completed in order to calculate payments each month. Each computation process is comprised of thousands of calculations involving a large amount of unique data elements that are pulled from 4 different DESE systems in order to perform the correct calculations. The School Finance System stores hundreds of calculation components in over 49 different tables for the 560 public school districts and charter schools plus 7 charter sponsors.

The DESE Foundation Formula calculation system currently lacks an intuitive design and requires heavy involvement from OA-ITSD to make basic routine edits as well as extensive manual data verification. The legacy system has met its limitations and the complexity to support or enhance causes delays in functionality and the capability to maintain. Additionally, it is very expensive to make modifications to this old system as changes are required or new legislation is passed each year. Few state employees know enough about the complexity of this system to address changes and ensure that said changes do not cause other, unintended consequences. Without this system rewrite, the state is at risk of being unable to accurately distribute over \$5 billion taxpayers' dollars statewide to the 560 school districts which would impact 898,095 pre-kindergarten through 12th grade students.

This project will ensure that the new system contains necessary override screens, comment storage, and components to provide proper automated data verification. It will also make the system responsive, user-friendly, updated technologically, and more secure. The rewrite would provide business owners the functionality to maintain easily, automate data verification, and provide the capabilities for annual updates resulting in future cost savings by alleviating the need for OA-ITSD resources.

4. DESCRIBE THE DETAILED ASSUMPTIONS USED TO DERIVE THE SPECIFIC REQUESTED AMOUNT. (How did you determine that the requested number of FTE were appropriate? From what source or standard did you derive the requested levels of funding? Were alternatives such as outsourcing or automation considered? If based on new legislation, does request tie to TAFP fiscal note? If not, explain why. Detail which portions of the request are one-times and how those amounts were calculated.)

NEW DECISION ITEM

RANK: OF

**Office of Administration
Information Technology Services Division
DESE Formula Rewrite
DI# NOP.GV.082**

Budget Unit 350014B

Bill Section 5.030

DESE plans to start the vendor procurement process in FY 2025 with an award in July 2025 upon approval of funding. This will allow for implementation to be completed by March 2027. The cost is based on vendor estimates from previous research done over the last couple of years for systems of this size and scope and the known fact of implementing within the identified ITSD enterprise architecture standards.

5. BREAK DOWN THE REQUEST BY BUDGET ACCOUNT CLASS, JOB CLASS, AND FUND SOURCE. IDENTIFY ONE-TIME COSTS.

Budget Account Class/Job Class	DTREQ GR DOLLAR	DTREQ GR FTE	DTREQ FED DOLLAR	DTREQ FED FTE	DTREQ OTHER DOLLAR	DTREQ OTHER FTE	DTREQ TOTAL DOLLAR	DTREQ TOTAL FTE	DTREQ One-Time DOLLARS
Total PS	0	0.00	0	0.00	0	0.00	0	0.00	0
Total EE	0		0		0		0		0
Total PSD	0		0		0		0		0
Total TRF	0		0		0		0		0
Grand Total	0	0.00	0	0.00	0	0.00	0	0.00	0
Budget Account Class/Job Class	GVREC GR DOLLAR	GVREC GR FTE	GVREC FED DOLLAR	GVREC FED FTE	GVREC OTHER DOLLAR	GVREC OTHER FTE	GVREC TOTAL DOLLAR	GVREC TOTAL FTE	GVREC One-Time DOLLARS
Total PS	0	0.00	0	0.00	0	0.00	0	0.00	0
640ZZZZ:Professional Services	3,331,900		0		0		3,331,900		0
Total EE	3,331,900		0		0		3,331,900		0
Total PSD	0		0		0		0		0
Total TRF	0		0		0		0		0
Grand Total	3,331,900	0.00	0	0.00	0	0.00	3,331,900	0.00	0

CORE DECISION ITEM

Office of Administration
 Information Technology Services Division (ITSD)
 CORE - DHEWD IT Core

Budget Unit 350015B

Bill Section 05.030

1. CORE FINANCIAL SUMMARY

	FY 2026 Department Request			
	GR	Federal	Other	Total
PS	779,574	1,015,467	48,711	1,843,752
EE	1,548,375	1,689,880	46,550	3,284,805
PSD	1	0	1	2
TRF	0	0	0	0
Total	2,327,950	2,705,347	95,262	5,128,559

FTE	11.06	16.23	0.00	27.29
------------	--------------	--------------	-------------	--------------

Est. Fringe	454,553	619,481	18,023	1,092,057
--------------------	---------	---------	--------	-----------

Note: Fringes budgeted in Appropriation Bill 5 except for certain fringes budgeted directly to MoDOT, Highway Patrol, and Conservation.

Federal Funds: 1165:OA Information Technology Federal and Other
 Other Funds: 1729:Proprietary School Certification Fund
 1880:Guaranty Agency Operating Fund

	FY 2026 Governor's Recommended			
	GR	Federal	Other	Total
PS	779,574	1,015,467	48,711	1,843,752
EE	1,548,375	1,689,880	46,550	3,284,805
PSD	1	0	1	2
TRF	0	0	0	0
Total	2,327,950	2,705,347	95,262	5,128,559

FTE	11.06	16.23	0.00	27.29
------------	--------------	--------------	-------------	--------------

Est. Fringe	454,553	619,481	18,023	1,092,057
--------------------	---------	---------	--------	-----------

Note: Fringes budgeted in Appropriation Bill 5 except for certain fringes budgeted directly to MoDOT, Highway Patrol, and Conservation.

Federal Funds: 1165:OA Information Technology Federal and Other
 Other Funds: 1729:Proprietary School Certification Fund
 1880:Guaranty Agency Operating Fund

2. CORE DESCRIPTION

This core request is for funding for all IT expenditures specific to the Department of Higher Education and Workforce Development (DHEWD), including new IT hardware and software, hardware maintenance, annual software licensing, State Data Center and telecommunications/network charges, and application development.

3. PROGRAM LISTING (list programs included in this core funding)

DHEWD IT Core

CORE DECISION ITEM


**Office of Administration
Information Technology Services Division (ITSD)
CORE - DHEWD IT Core**

Budget Unit 350015B

Bill Section 05.030

4. FINANCIAL HISTORY

	FY 2022	FY 2023	FY 2024	FY 2025
	Actual	Actual	Actual	Current Yr. as of 1/27/25
Appropriations (All Funds)	3,534,972	5,376,702	5,467,094	5,338,559
Less Reverted (All Funds)	(21,594)	(75,133)	(74,880)	(69,838)
Less Restricted (All Funds)*	0	0	0	0
Less Transfers Out	(25,000)	0	(269,000)	0
Plus Transfers In	215,400	0	0	0
Budget Authority (All Funds)	3,703,778	5,301,569	5,123,214	5,268,721
Actual Expenditures (all Fund)	2,000,536	2,131,187	2,357,543	N/A
Unexpended (All Funds)	1,703,242	3,170,382	2,765,671	N/A
Unexpended by Fund:				
General Revenue	40,235	1,392,506	470,355	N/A
Federal	1,452,939	1,538,507	1,998,075	N/A
Other	210,068	239,370	297,240	N/A



*Restricted amount is as of

Reverted includes the statutory three-percent reserve amount (when applicable).

Restricted includes any Governor's Expenditure Restrictions which remained at the end of the fiscal year (when applicable).

CORE DECISION ITEM

Office of Administration
 Information Technology Services Division (ITSD)
 CORE - DHEWD IT Core

Budget Unit 350015B

Bill Section 05.030

5. CORE RECONCILIATION DETAIL

	Budget Class	FTE	GR	FED	OTHER	TOTAL	Explanation
TAFP After VETOES							
	PS	27.29	779,574	1,015,467	258,711	2,053,752	
	EE	0.00	1,548,375	1,689,880	46,550	3,284,805	
	PD	0.00	1	0	1	2	
	TRF	0.00	0	0	0	0	
	Total	27.29	2,327,950	2,705,347	305,262	5,338,559	
One-Times							
	PS	0.00	0	0	0	0	
	EE	0.00	0	0	0	0	
	PD	0.00	0	0	0	0	
	TRF	0.00	0	0	0	0	
	Total	0.00	0	0	0	0	
FY 26 Beginning Core							
	PS	27.29	779,574	1,015,467	258,711	2,053,752	
	EE	0.00	1,548,375	1,689,880	46,550	3,284,805	
	PD	0.00	1	0	1	2	
	TRF	0.00	0	0	0	0	
	Total	27.29	2,327,950	2,705,347	305,262	5,338,559	
Department Request Adjustments							

CORE DECISION ITEM

**Office of Administration
Information Technology Services Division (ITSD)
CORE - DHEWD IT Core**

Budget Unit 350015B

Bill Section 05.030

			Budget Class	FTE	GR	FED	OTHER	TOTAL	Explanation
Core Reallocation	CRA.35B.002	13852	PS	0.00	0	0	(210,000)	(210,000)	Reallocating from OTHER PS funds and approps to cover payroll in fund 0980. Sufficient cash is available to cover payroll, but it requires more appropriation authority to meet payroll each year.
Net Department Request Adjustments				0.00	0	0	(210,000)	(210,000)	
Department Request Core									
			PS	27.29	779,574	1,015,467	48,711	1,843,752	
			EE	0.00	1,548,375	1,689,880	46,550	3,284,805	
			PD	0.00	1	0	1	2	
			TRF	0.00	0	0	0	0	
			Total	27.29	2,327,950	2,705,347	95,262	5,128,559	
Governor's Recommended Core									
			PS	27.29	779,574	1,015,467	48,711	1,843,752	
			EE	0.00	1,548,375	1,689,880	46,550	3,284,805	
			PD	0.00	1	0	1	2	
			TRF	0.00	0	0	0	0	
			Total	27.29	2,327,950	2,705,347	95,262	5,128,559	

CORE DECISION ITEM

**Office of Administration
Information Technology Services Division (ITSD)
CORE - DHEWD IT Core**

Budget Unit 350015B

Bill Section 05.030

Summary of the Core by Expenditure Types

Account	FY24 Budget		FY24 Actual		FY25 Budget		FY25 Actual as of 1/27/25		FY26 DTREQ		FY26 GVREC	FY26 GVREC
	Dollars	FTE	Dollars	FTE	Dollars	FTE	Dollars	FTE	Dollars	FTE	Dollars	FTE
Regular Wages	2,057,688	27.29	0	0.00	0	0.00	0	0.00	0	0.00	0	0.00
Leave Payouts	0	0.00	561	0.00	0	0.00	0	0.00	0	0.00	0	0.00
Benefit Eligible Wages	0	0.00	794,588	11.70	2,053,752	27.29	427,366	6.18	1,843,752	27.29	1,843,752	27.29
Planned Hourly Wages	0	0.00	81,020	0.46	0	0.00	46,263	0.26	0	0.00	0	0.00
Total PS	2,057,688	27.29	876,169	12.16	2,053,752	27.29	473,629	6.43	1,843,752	27.29	1,843,752	27.29
In State Travel	143	0.00	0	0.00	143	0.00	0	0.00	143	0.00	143	0.00
Supplies	2	0.00	0	0.00	2	0.00	0	0.00	2	0.00	2	0.00
Professional Development	2	0.00	0	0.00	2	0.00	0	0.00	2	0.00	2	0.00
Communications Services and Supplies	2	0.00	79,734	0.00	2	0.00	12,794	0.00	2	0.00	2	0.00
Professional Services	2,934,137	0.00	792,495	0.00	2,688,368	0.00	297,114	0.00	2,688,368	0.00	2,688,368	0.00
Maintenance and Repair Services	18,925	0.00	346,291	0.00	140,095	0.00	116,352	0.00	140,095	0.00	140,095	0.00
Computer Equipment	456,189	0.00	257,225	0.00	456,189	0.00	673,998	0.00	456,189	0.00	456,189	0.00
Office Equipment Expenses	1	0.00	0	0.00	1	0.00	0	0.00	1	0.00	1	0.00
Other Equipment	2	0.00	4,824	0.00	2	0.00	2,555	0.00	2	0.00	2	0.00
Rebillable Expenses	1	0.00	0	0.00	1	0.00	0	0.00	1	0.00	1	0.00
Total EE	3,409,404	0.00	1,480,570	0.00	3,284,805	0.00	1,102,814	0.00	3,284,805	0.00	3,284,805	0.00
Debt Service Expenses	2	0.00	805	0.00	2	0.00	0	0.00	2	0.00	2	0.00
Total PSD	2	0.00	805	0.00	2	0.00	0	0.00	2	0.00	2	0.00
Grand Total	5,467,094	27.29	2,357,543	12.16	5,338,559	27.29	1,576,443	6.43	5,128,559	27.29	5,128,559	27.29

NEW DECISION ITEM

RANK: OF

Office of Administration
 Information Technology Services Division
 DHEWD FAMOUS Upgrade
 DI# NOP.GV.095

Budget Unit 350015B

Bill Section 5.030

1. AMOUNT OF REQUEST

	FY 2026 Department Request			
	GR	Federal	Other	Total
PS	0	0	0	0
EE	0	0	0	0
PSD	0	0	0	0
TRF	0	0	0	0
Total	0	0	0	0
FTE	0.00	0.00	0.00	0.00
Est. Fringe	0	0	0	0

Note: Fringes budgeted in Appropriation Bill 5 except for certain fringes budgeted directly to MoDOT, Highway Patrol, and Conservation.

	FY 2026 Governor's Recommended			
	GR	Federal	Other	Total
PS	0	0	0	0
EE	0	0	1,200,000	1,200,000
PSD	0	0	0	0
TRF	0	0	0	0
Total	0	0	1,200,000	1,200,000
FTE	0.00	0.00	0.00	0.00
Est. Fringe	0	0	0	0

Note: Fringes budgeted in Appropriation Bill 5 except for certain fringes budgeted directly to MoDOT, Highway Patrol, and Conservation.

Other Funds: 1880:Guaranty Agency Operating Fund

2. THIS REQUEST CAN BE CATEGORIZED AS:

Equipment Replacement

3. WHY IS THIS FUNDING NEEDED? PROVIDE AN EXPLANATION FOR ITEMS CHECKED IN #2. INCLUDE THE FEDERAL OR STATE STATUTORY OR CONSTITUTIONAL AUTHORIZATION FOR THIS PROGRAM.

NEW DECISION ITEM

RANK: OF

**Office of Administration
Information Technology Services Division
DHEWD FAMOUS Upgrade
DI# NOP.GV.095**

Budget Unit 350015B

Bill Section 5.030

Department of Higher Education and Workforce Development (DHEWD) system for administering state student financial aid (Financial Assistance for Missouri Undergraduate Students or FAMOUS) is outdated and needs modernization. It has been more than a decade since it was last upgraded, and the java-based technology it was built on has become cumbersome. DHEWD has experienced issues finding developers with adequate experience and skills for that technology. In addition to technology issues, the delivery of postsecondary education has changed dramatically since the system was originally developed and implemented in the early 2000s. Although educational delivery structures, such as non-term-based programming, distance education, and non-credit/short-term credentials, have become mainstream, FAMOUS was built around a traditional 16-week semester. This mismatch creates issues for both students and higher education institutions, as well as challenges for DHEWD staff in administering the current variety of state student assistance programs.

4. DESCRIBE THE DETAILED ASSUMPTIONS USED TO DERIVE THE SPECIFIC REQUESTED AMOUNT. (How did you determine that the requested number of FTE were appropriate? From what source or standard did you derive the requested levels of funding? Were alternatives such as outsourcing or automation considered? If based on new legislation, does request tie to TAFP fiscal note? If not, explain why. Detail which portions of the request are one-times and how those amounts were calculated.)

DHEWD conducted an information survey of the systems used by other states and the costs involved in developing and implementing those systems. For example Nelnet, Inc. offers a product called GrantPro. GrantPro is a full-service, web-based financial aid management system that allows agencies and postsecondary institutions to award, pay, and manage financial aid program funds. Another possible source would be Goldbridge Partners, Inc. They offer a product called GoldFrame 7.0. This product provides a variety of customizations to meet the needs of the states and institutions they serve. Finally, a locally developed system, likely using the ServiceNow platform, is also a viable option for this project. The survey resulted in wide variety of options and costs, primarily due to the differences in programs offered by each state. Based on the survey feedback, the estimated cost for this project was determined to be \$1.2 million.

5. BREAK DOWN THE REQUEST BY BUDGET ACCOUNT CLASS, JOB CLASS, AND FUND SOURCE. IDENTIFY ONE-TIME COSTS.

Budget Account Class/Job Class	DTREQ GR DOLLAR	DTREQ GR FTE	DTREQ FED DOLLAR	DTREQ FED FTE	DTREQ OTHER DOLLAR	DTREQ OTHER FTE	DTREQ TOTAL DOLLAR	DTREQ TOTAL FTE	DTREQ One-Time DOLLARS
Total PS	0	0.00	0	0.00	0	0.00	0	0.00	0
Total EE	0		0		0		0		0
Total PSD	0		0		0		0		0
Total TRF	0		0		0		0		0
Grand Total	0	0.00	0	0.00	0	0.00	0	0.00	0

NEW DECISION ITEM

RANK: OF

**Office of Administration
Information Technology Services Division
DHEWD FAMOUS Upgrade
DI# NOP.GV.095**

Budget Unit 350015B

Bill Section 5.030

Budget Account Class/Job Class	GVREC GR DOLLAR	GVREC GR FTE	GVREC FED DOLLAR	GVREC FED FTE	GVREC OTHER DOLLAR	GVREC OTHER FTE	GVREC TOTAL DOLLAR	GVREC TOTAL FTE	GVREC One-Time DOLLARS
Total PS	0	0.00	0	0.00	0	0.00	0	0.00	0
640ZZZZ:Professional Services	0		0		1,200,000		1,200,000		0
Total EE	0		0		1,200,000		1,200,000		0
Total PSD	0		0		0		0		0
Total TRF	0		0		0		0		0
Grand Total	0	0.00	0	0.00	1,200,000	0.00	1,200,000	0.00	0

CORE DECISION ITEM

**Office of Administration
Information Technology Services Division (ITSD)
CORE - DOR IT Core**

Budget Unit 350016B

Bill Section 05.030

1. CORE FINANCIAL SUMMARY

	FY 2026 Department Request			
	GR	Federal	Other	Total
PS	5,212,908	1	1,230,209	6,443,118
EE	22,285,452	1	28,989,359	51,274,812
PSD	1	0	0	1
TRF	0	0	0	0
Total	27,498,361	2	30,219,568	57,717,931

FTE	38.35	0.00	18.90	57.25
------------	--------------	-------------	--------------	--------------

Est. Fringe	2,504,755	0	739,036	3,243,791
--------------------	-----------	---	---------	-----------

Note: Fringes budgeted in Appropriation Bill 5 except for certain fringes budgeted directly to MoDOT, Highway Patrol, and Conservation.

Federal Funds: 1165:OA Information Technology Federal and Other
 Other Funds: 1296:Elderly Home Delivered Meals Trust Fund
 1588:Motor Vehicle Commission Fund
 1609:Conservation Commission Fund
 1644:State Highways and Transportation Department Fund
 1696:Motor Vehicle Administration Technology Fund

	FY 2026 Governor's Recommended			
	GR	Federal	Other	Total
PS	5,212,908	1	1,230,209	6,443,118
EE	22,285,452	1	28,989,359	51,274,812
PSD	1	0	0	1
TRF	0	0	0	0
Total	27,498,361	2	30,219,568	57,717,931

FTE	38.35	0.00	18.90	57.25
------------	--------------	-------------	--------------	--------------

Est. Fringe	2,504,755	0	739,036	3,243,791
--------------------	-----------	---	---------	-----------

Note: Fringes budgeted in Appropriation Bill 5 except for certain fringes budgeted directly to MoDOT, Highway Patrol, and Conservation.

Federal Funds: 1165:OA Information Technology Federal and Other
 Other Funds: 1296:Elderly Home Delivered Meals Trust Fund
 1588:Motor Vehicle Commission Fund
 1609:Conservation Commission Fund
 1644:State Highways and Transportation Department Fund
 1696:Motor Vehicle Administration Technology Fund

2. CORE DESCRIPTION

This core request is for funding for all IT expenditures specific to the Department of Revenue (DOR), including new IT hardware and software, hardware maintenance, annual software licensing, State Data Center and telecommunications/network charges, and application development.

3. PROGRAM LISTING (list programs included in this core funding)

DOR IT Core

CORE DECISION ITEM

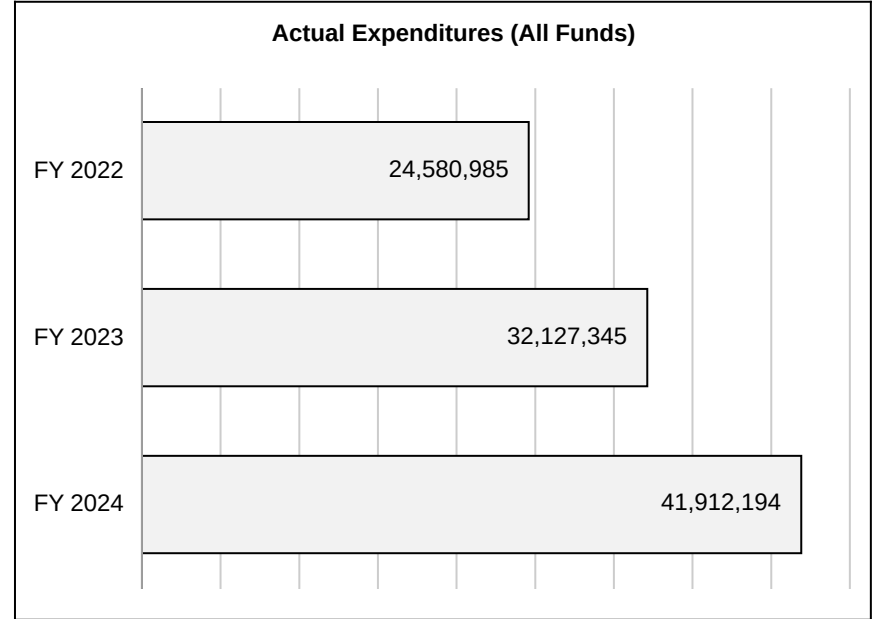
**Office of Administration
Information Technology Services Division (ITSD)
CORE - DOR IT Core**

Budget Unit 350016B

Bill Section 05.030

4. FINANCIAL HISTORY

	FY 2022	FY 2023	FY 2024	FY 2025
	Actual	Actual	Actual	Current Yr. as of 1/27/25
Appropriations (All Funds)	55,693,584	56,530,099	57,034,415	57,717,931
Less Reverted (All Funds)	(335,312)	(880,981)	(895,908)	(916,333)
Less Restricted (All Funds)*	0	0	0	0
Less Transfers Out	(2,973,541)	(1,717,028)	(2,668,905)	0
Plus Transfers In	200,000	80,000	692,047	0
Budget Authority (All Funds)	52,584,731	54,012,090	54,161,649	56,801,598
Actual Expenditures (all Fund)	24,580,985	32,127,345	41,912,194	N/A
Unexpended (All Funds)	28,003,746	21,884,745	12,249,455	N/A
Unexpended by Fund:				
General Revenue	773,540	785,093	348,987	N/A
Federal	120,679	2	2	N/A
Other	27,109,527	21,099,650	11,900,466	N/A



*Restricted amount is as of

Reverted includes the statutory three-percent reserve amount (when applicable).

Restricted includes any Governor's Expenditure Restrictions which remained at the end of the fiscal year (when applicable).

CORE DECISION ITEM

Office of Administration
 Information Technology Services Division (ITSD)
 CORE - DOR IT Core

Budget Unit 350016B

Bill Section 05.030

5. CORE RECONCILIATION DETAIL

	Budget Class	FTE	GR	FED	OTHER	TOTAL	Explanation
TAFP After VETOES							
	PS	57.25	5,212,908	1	1,230,209	6,443,118	
	EE	0.00	22,285,452	1	28,989,359	51,274,812	
	PD	0.00	1	0	0	1	
	TRF	0.00	0	0	0	0	
	Total	57.25	27,498,361	2	30,219,568	57,717,931	
One-Times							
	PS	0.00	0	0	0	0	
	EE	0.00	0	0	0	0	
	PD	0.00	0	0	0	0	
	TRF	0.00	0	0	0	0	
	Total	0.00	0	0	0	0	
FY 26 Beginning Core							
	PS	57.25	5,212,908	1	1,230,209	6,443,118	
	EE	0.00	22,285,452	1	28,989,359	51,274,812	
	PD	0.00	1	0	0	1	
	TRF	0.00	0	0	0	0	
	Total	57.25	27,498,361	2	30,219,568	57,717,931	
Department Request Adjustments							

CORE DECISION ITEM

Office of Administration
 Information Technology Services Division (ITSD)
 CORE - DOR IT Core

Budget Unit 350016B

Bill Section 05.030

	Budget Class	FTE	GR	FED	OTHER	TOTAL	Explanation
Net Department Request Adjustments		0.00	0	0	0	0	
Department Request Core							
	PS	57.25	5,212,908	1	1,230,209	6,443,118	
	EE	0.00	22,285,452	1	28,989,359	51,274,812	
	PD	0.00	1	0	0	1	
	TRF	0.00	0	0	0	0	
	Total	57.25	27,498,361	2	30,219,568	57,717,931	
Governor's Recommended Core							
	PS	57.25	5,212,908	1	1,230,209	6,443,118	
	EE	0.00	22,285,452	1	28,989,359	51,274,812	
	PD	0.00	1	0	0	1	
	TRF	0.00	0	0	0	0	
	Total	57.25	27,498,361	2	30,219,568	57,717,931	

CORE DECISION ITEM

**Office of Administration
Information Technology Services Division (ITSD)
CORE - DOR IT Core**

Budget Unit 350016B

Bill Section 05.030

Summary of the Core by Expenditure Types

Account	FY24 Budget		FY24 Actual		FY25 Budget		FY25 Actual as of 1/27/25		FY26 DTREQ		FY26 GVREC	FY26 GVREC
	Dollars	FTE	Dollars	FTE	Dollars	FTE	Dollars	FTE	Dollars	FTE	Dollars	FTE
Regular Wages	6,293,334	57.25	0	0.00	0	0.00	0	0.00	0	0.00	0	0.00
Leave Payouts	0	0.00	7,360	0.00	0	0.00	22,252	0.00	0	0.00	0	0.00
Benefit Eligible Wages	0	0.00	5,786,922	86.93	6,443,118	57.25	3,153,587	45.74	6,443,118	57.25	6,443,118	57.25
Planned Hourly Wages	0	0.00	33,029	0.53	0	0.00	21,273	0.28	0	0.00	0	0.00
Total PS	6,293,334	57.25	5,827,312	87.46	6,443,118	57.25	3,197,112	46.02	6,443,118	57.25	6,443,118	57.25
In State Travel	621	0.00	0	0.00	621	0.00	0	0.00	621	0.00	621	0.00
Supplies	39,428	0.00	19,346	0.00	39,428	0.00	18,210	0.00	39,428	0.00	39,428	0.00
Professional Development	251	0.00	0	0.00	251	0.00	0	0.00	251	0.00	251	0.00
Communications Services and Supplies	250,143	0.00	460,752	0.00	250,143	0.00	245,328	0.00	250,143	0.00	250,143	0.00
Professional Services	43,145,511	0.00	14,273,481	0.00	43,045,510	0.00	12,880,087	0.00	43,045,510	0.00	43,045,510	0.00
Maintenance and Repair Services	5,680,399	0.00	5,765,997	0.00	6,314,131	0.00	2,821,470	0.00	6,314,131	0.00	6,314,131	0.00
Computer Equipment	1,606,402	0.00	15,515,226	0.00	1,606,403	0.00	5,847,097	0.00	1,606,403	0.00	1,606,403	0.00
Office Equipment Expenses	9,001	0.00	0	0.00	9,001	0.00	286,875	0.00	9,001	0.00	9,001	0.00
Other Equipment	3,001	0.00	40,110	0.00	3,001	0.00	382,580	0.00	3,001	0.00	3,001	0.00
Equipment Lease Payments	6,093	0.00	0	0.00	6,093	0.00	0	0.00	6,093	0.00	6,093	0.00
Miscellaneous Expenses	230	0.00	0	0.00	230	0.00	0	0.00	230	0.00	230	0.00
Total EE	50,741,080	0.00	36,074,911	0.00	51,274,812	0.00	22,481,649	0.00	51,274,812	0.00	51,274,812	0.00
Debt Service Expenses	1	0.00	9,971	0.00	1	0.00	0	0.00	1	0.00	1	0.00
Total PSD	1	0.00	9,971	0.00	1	0.00	0	0.00	1	0.00	1	0.00

CORE DECISION ITEM

Office of Administration
 Information Technology Services Division (ITSD)
 CORE - DOR IT Core

Budget Unit 350016B

Bill Section 05.030

Account	FY24 Budget		FY24 Actual		FY25 Budget		FY25 Actual as of 1/27/25		FY26 DTREQ		FY26 GVREC	FY26 GVREC
	Dollars	FTE	Dollars	FTE	Dollars	FTE	Dollars	FTE	Dollars	FTE	Dollars	FTE
Grand Total	57,034,415	57.25	41,912,194	87.46	57,717,931	57.25	25,678,761	46.02	57,717,931	57.25	57,717,931	57.25

CORE DECISION ITEM

**Office of Administration
Information Technology Services Division (ITSD)
CORE - OA IT Core**

Budget Unit 350017B

Bill Section 05.030

1. CORE FINANCIAL SUMMARY

	FY 2026 Department Request			
	GR	Federal	Other	Total
PS	3,194,317	1	65,078	3,259,396
EE	7,254,890	1	492,625	7,747,516
PSD	1	0	0	1
TRF	0	0	0	0
Total	10,449,208	2	557,703	11,006,913

FTE	13.50	0.00	0.62	14.12
------------	--------------	-------------	-------------	--------------

Est. Fringe	1,384,654	0	33,391	1,418,045
--------------------	-----------	---	--------	-----------

Note: Fringes budgeted in Appropriation Bill 5 except for certain fringes budgeted directly to MoDOT, Highway Patrol, and Conservation.

Federal Funds: 1165:OA Information Technology Federal and Other
 Other Funds: 1262:Missouri Arts Council Trust Fund
 1407:Federal Surplus Property Fund
 1501:State Facility Maintenance and Operation Fund
 1505:Office of Administration Revolving Administrative Trust
 1694:Childrens Trust Fund

	FY 2026 Governor's Recommended			
	GR	Federal	Other	Total
PS	3,194,317	1	65,078	3,259,396
EE	7,254,890	1	492,625	7,747,516
PSD	1	0	0	1
TRF	0	0	0	0
Total	10,449,208	2	557,703	11,006,913

FTE	13.50	0.00	0.62	14.12
------------	--------------	-------------	-------------	--------------

Est. Fringe	1,384,654	0	33,391	1,418,045
--------------------	-----------	---	--------	-----------

Note: Fringes budgeted in Appropriation Bill 5 except for certain fringes budgeted directly to MoDOT, Highway Patrol, and Conservation.

Federal Funds: 1165:OA Information Technology Federal and Other
 Other Funds: 1262:Missouri Arts Council Trust Fund
 1407:Federal Surplus Property Fund
 1501:State Facility Maintenance and Operation Fund
 1505:Office of Administration Revolving Administrative Trust
 1694:Childrens Trust Fund

2. CORE DESCRIPTION

This core request is for funding for all IT expenditures specific to the Office of Administration (OA), including new IT hardware and software, hardware maintenance, annual software licensing, State Data Center and telecommunications/network charges, and application development. .

3. PROGRAM LISTING (list programs included in this core funding)

OA IT Core

CORE DECISION ITEM

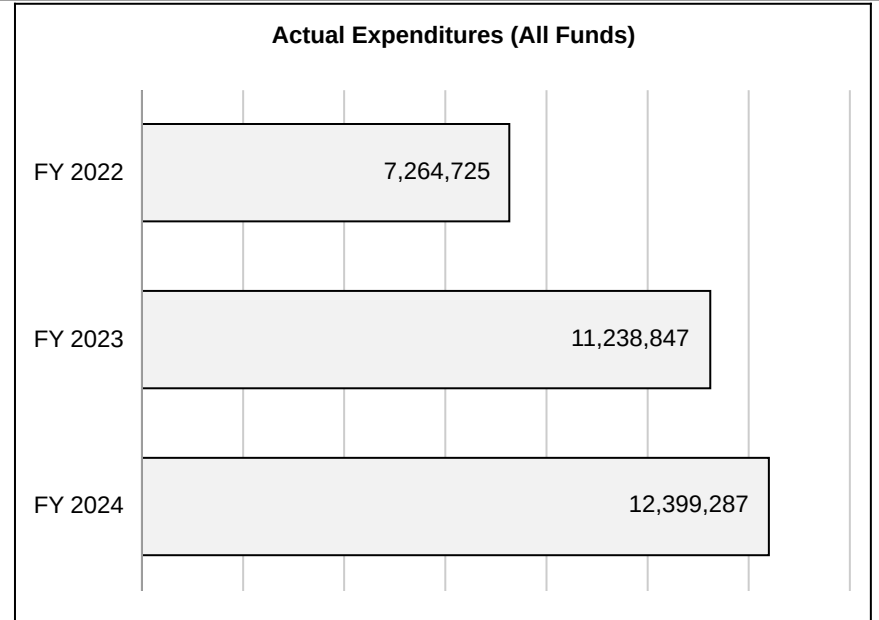
**Office of Administration
Information Technology Services Division (ITSD)
CORE - OA IT Core**

Budget Unit 350017B

Bill Section 05.030

4. FINANCIAL HISTORY

	FY 2022	FY 2023	FY 2024	FY 2025
	Actual	Actual	Actual	Current Yr. as of 1/27/25
Appropriations (All Funds)	6,510,800	9,640,802	9,879,667	11,006,913
Less Reverted (All Funds)	(172,819)	(272,706)	(279,719)	(313,477)
Less Restricted (All Funds)*	0	0	0	0
Less Transfers Out	0	(1,000)	0	0
Plus Transfers In	1,381,830	2,343,965	3,230,000	0
Budget Authority (All Funds)	7,719,811	11,711,061	12,829,948	10,693,436
Actual Expenditures (all Fund)	7,264,725	11,238,847	12,399,287	N/A
Unexpended (All Funds)	455,086	472,214	430,661	N/A
Unexpended by Fund:				
General Revenue	73,940	295,756	208,240	N/A
Federal	203,141	2	2	N/A
Other	178,005	176,455	222,419	N/A



*Restricted amount is as of

Reverted includes the statutory three-percent reserve amount (when applicable).

Restricted includes any Governor's Expenditure Restrictions which remained at the end of the fiscal year (when applicable).

CORE DECISION ITEM

Office of Administration
 Information Technology Services Division (ITSD)
 CORE - OA IT Core

Budget Unit 350017B

Bill Section 05.030

5. CORE RECONCILIATION DETAIL

	Budget Class	FTE	GR	FED	OTHER	TOTAL	Explanation
TAFP After VETOES							
	PS	14.12	3,194,317	1	65,078	3,259,396	
	EE	0.00	7,254,890	1	492,625	7,747,516	
	PD	0.00	1	0	0	1	
	TRF	0.00	0	0	0	0	
	Total	14.12	10,449,208	2	557,703	11,006,913	
One-Times							
	PS	0.00	0	0	0	0	
	EE	0.00	0	0	0	0	
	PD	0.00	0	0	0	0	
	TRF	0.00	0	0	0	0	
	Total	0.00	0	0	0	0	
FY 26 Beginning Core							
	PS	14.12	3,194,317	1	65,078	3,259,396	
	EE	0.00	7,254,890	1	492,625	7,747,516	
	PD	0.00	1	0	0	1	
	TRF	0.00	0	0	0	0	
	Total	14.12	10,449,208	2	557,703	11,006,913	
Department Request Adjustments							

CORE DECISION ITEM

Office of Administration
 Information Technology Services Division (ITSD)
 CORE - OA IT Core

Budget Unit 350017B

Bill Section 05.030

	Budget Class	FTE	GR	FED	OTHER	TOTAL	Explanation
Net Department Request Adjustments		0.00	0	0	0	0	
Department Request Core							
	PS	14.12	3,194,317	1	65,078	3,259,396	
	EE	0.00	7,254,890	1	492,625	7,747,516	
	PD	0.00	1	0	0	1	
	TRF	0.00	0	0	0	0	
	Total	14.12	10,449,208	2	557,703	11,006,913	
Governor's Recommended Core							
	PS	14.12	3,194,317	1	65,078	3,259,396	
	EE	0.00	7,254,890	1	492,625	7,747,516	
	PD	0.00	1	0	0	1	
	TRF	0.00	0	0	0	0	
	Total	14.12	10,449,208	2	557,703	11,006,913	

CORE DECISION ITEM

**Office of Administration
Information Technology Services Division (ITSD)
CORE - OA IT Core**

Budget Unit 350017B

Bill Section 05.030

Summary of the Core by Expenditure Types

Account	FY24 Budget		FY24 Actual		FY25 Budget		FY25 Actual as of 1/27/25		FY26 DTREQ		FY26 GVREC	FY26 GVREC
	Dollars	FTE	Dollars	FTE	Dollars	FTE	Dollars	FTE	Dollars	FTE	Dollars	FTE
Regular Wages	3,153,367	14.12	0	0.00	0	0.00	0	0.00	0	0.00	0	0.00
Leave Payouts	0	0.00	11,703	0.00	0	0.00	3,513	0.00	0	0.00	0	0.00
Benefit Eligible Wages	0	0.00	6,065,617	86.64	3,259,396	14.12	2,852,302	41.24	3,259,396	14.12	3,259,396	14.12
Planned Hourly Wages	0	0.00	135,446	2.47	0	0.00	28,057	0.43	0	0.00	0	0.00
Total PS	3,153,367	14.12	6,212,767	89.11	3,259,396	14.12	2,883,872	41.67	3,259,396	14.12	3,259,396	14.12
In State Travel	105	0.00	28,389	0.00	105	0.00	10,171	0.00	105	0.00	105	0.00
Out of State Travel	1	0.00	2,541	0.00	1	0.00	3,576	0.00	1	0.00	1	0.00
Supplies	1,653	0.00	8,093	0.00	1,653	0.00	2,398	0.00	1,653	0.00	1,653	0.00
Professional Development	1	0.00	16,749	0.00	1	0.00	0	0.00	1	0.00	1	0.00
Communications Services and Supplies	32,718	0.00	303,955	0.00	32,718	0.00	187,290	0.00	32,718	0.00	32,718	0.00
Professional Services	5,791,547	0.00	2,520,330	0.00	5,791,547	0.00	2,021,933	0.00	5,791,547	0.00	5,791,547	0.00
Maintenance and Repair Services	311,069	0.00	2,764,636	0.00	1,332,286	0.00	690,737	0.00	1,332,286	0.00	1,332,286	0.00
Computer Equipment	586,597	0.00	376,790	0.00	586,597	0.00	46,546	0.00	586,597	0.00	586,597	0.00
Motorized Equipment	800	0.00	0	0.00	800	0.00	0	0.00	800	0.00	800	0.00
Office Equipment Expenses	2	0.00	26,942	0.00	2	0.00	384	0.00	2	0.00	2	0.00
Other Equipment	3	0.00	137,541	0.00	3	0.00	55,499	0.00	3	0.00	3	0.00
Building Lease Payments Operating	1	0.00	240	0.00	1	0.00	0	0.00	1	0.00	1	0.00
Equipment Lease Payments	1,800	0.00	0	0.00	1,800	0.00	0	0.00	1,800	0.00	1,800	0.00
Miscellaneous Expenses	1	0.00	315	0.00	1	0.00	13	0.00	1	0.00	1	0.00
Rebillable Expenses	1	0.00	0	0.00	1	0.00	11,287	0.00	1	0.00	1	0.00
Total EE	6,726,299	0.00	6,186,520	0.00	7,747,516	0.00	3,029,835	0.00	7,747,516	0.00	7,747,516	0.00

CORE DECISION ITEM

Office of Administration
 Information Technology Services Division (ITSD)
 CORE - OA IT Core

Budget Unit 350017B

Bill Section 05.030

Account	FY24 Budget		FY24 Actual		FY25 Budget		FY25 Actual as of 1/27/25		FY26 DTREQ		FY26 GVREC	FY26 GVREC
	Dollars	FTE	Dollars	FTE	Dollars	FTE	Dollars	FTE	Dollars	FTE	Dollars	FTE
Debt Service Expenses	1	0.00	0	0.00	1	0.00	0	0.00	1	0.00	1	0.00
Total PSD	1	0.00	0	0.00	1	0.00	0	0.00	1	0.00	1	0.00
Grand Total	9,879,667	14.12	12,399,287	89.11	11,006,913	14.12	5,913,707	41.67	11,006,913	14.12	11,006,913	14.12

CORE DECISION ITEM

Office of Administration
 Information Technology Services Division (ITSD)
 CORE - MDA IT Core

Budget Unit 350018B
 Bill Section 05.030

1. CORE FINANCIAL SUMMARY

	FY 2026 Department Request			
	GR	Federal	Other	Total
PS	341,119	1	138,854	479,974
EE	416,777	1	522,119	938,897
PSD	0	0	0	0
TRF	0	0	0	0
Total	757,896	2	660,973	1,418,871

FTE **3.71** **0.00** **1.10** **4.81**

Est. Fringe	181,935	0	67,897	249,832
--------------------	---------	---	--------	---------

Note: Fringes budgeted in Appropriation Bill 5 except for certain fringes budgeted directly to MoDOT, Highway Patrol, and Conservation.

Federal Funds: 1165:OA Information Technology Federal and Other
 Other Funds: Various Funds

	FY 2026 Governor's Recommended			
	GR	Federal	Other	Total
PS	341,119	1	138,854	479,974
EE	416,777	1	522,119	938,897
PSD	0	0	0	0
TRF	0	0	0	0
Total	757,896	2	660,973	1,418,871

FTE **3.71** **0.00** **1.10** **4.81**

Est. Fringe	181,935	0	67,897	249,832
--------------------	---------	---	--------	---------

Note: Fringes budgeted in Appropriation Bill 5 except for certain fringes budgeted directly to MoDOT, Highway Patrol, and Conservation.

Federal Funds: 1165:OA Information Technology Federal and Other
 Other Funds: Various Funds

2. CORE DESCRIPTION

This core request is for funding for all IT expenditures specific to the Department of Agriculture (MDA), including new IT hardware and software, hardware maintenance, annual software licensing, State Data Center and telecommunications/network charges, and application development.

3. PROGRAM LISTING (list programs included in this core funding)

MDA IT Core

CORE DECISION ITEM

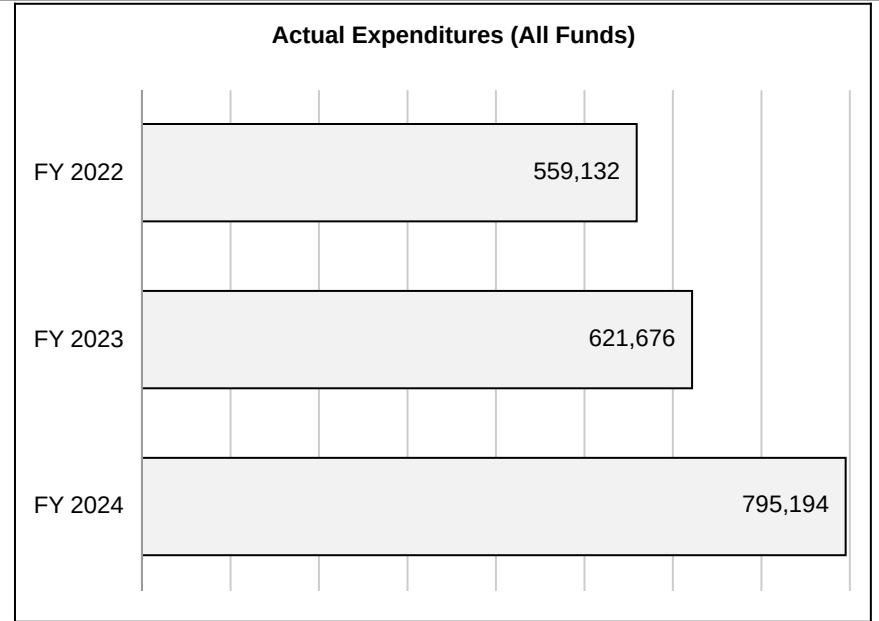
**Office of Administration
Information Technology Services Division (ITSD)
CORE - MDA IT Core**

Budget Unit 350018B

Bill Section 05.030

4. FINANCIAL HISTORY

	FY 2022	FY 2023	FY 2024	FY 2025
	Actual	Actual	Actual	Current Yr. as of 1/27/25
Appropriations (All Funds)	1,179,218	1,161,675	1,298,965	1,418,871
Less Reverted (All Funds)	(17,901)	(18,474)	(19,269)	(22,737)
Less Restricted (All Funds)*	0	0	0	0
Less Transfers Out	(4,400)	(1,000)	0	0
Plus Transfers In	15,400	1,000	52,000	5,000
Budget Authority (All Funds)	1,172,317	1,143,201	1,331,696	1,401,134
Actual Expenditures (all Fund)	559,132	621,676	795,194	N/A
Unexpended (All Funds)	613,185	521,525	536,502	N/A
Unexpended by Fund:				
General Revenue	67,301	56,941	14,506	N/A
Federal	44,250	2	2	N/A
Other	501,634	464,581	521,994	N/A



*Restricted amount is as of

Reverted includes the statutory three-percent reserve amount (when applicable).

Restricted includes any Governor's Expenditure Restrictions which remained at the end of the fiscal year (when applicable).

CORE DECISION ITEM

Office of Administration
 Information Technology Services Division (ITSD)
 CORE - MDA IT Core

Budget Unit 350018B

Bill Section 05.030

5. CORE RECONCILIATION DETAIL

	Budget Class	FTE	GR	FED	OTHER	TOTAL	Explanation
TAFP After VETOES							
	PS	4.81	341,119	1	138,854	479,974	
	EE	0.00	416,777	1	522,119	938,897	
	PD	0.00	0	0	0	0	
	TRF	0.00	0	0	0	0	
	Total	4.81	757,896	2	660,973	1,418,871	
One-Times							
	PS	0.00	0	0	0	0	
	EE	0.00	0	0	0	0	
	PD	0.00	0	0	0	0	
	TRF	0.00	0	0	0	0	
	Total	0.00	0	0	0	0	
FY 26 Beginning Core							
	PS	4.81	341,119	1	138,854	479,974	
	EE	0.00	416,777	1	522,119	938,897	
	PD	0.00	0	0	0	0	
	TRF	0.00	0	0	0	0	
	Total	4.81	757,896	2	660,973	1,418,871	
Department Request Adjustments							

CORE DECISION ITEM

Office of Administration
 Information Technology Services Division (ITSD)
 CORE - MDA IT Core

Budget Unit 350018B

Bill Section 05.030

	Budget Class	FTE	GR	FED	OTHER	TOTAL	Explanation
Net Department Request Adjustments		0.00	0	0	0	0	
Department Request Core							
	PS	4.81	341,119	1	138,854	479,974	
	EE	0.00	416,777	1	522,119	938,897	
	PD	0.00	0	0	0	0	
	TRF	0.00	0	0	0	0	
	Total	4.81	757,896	2	660,973	1,418,871	
Governor's Recommended Core							
	PS	4.81	341,119	1	138,854	479,974	
	EE	0.00	416,777	1	522,119	938,897	
	PD	0.00	0	0	0	0	
	TRF	0.00	0	0	0	0	
	Total	4.81	757,896	2	660,973	1,418,871	

CORE DECISION ITEM

**Office of Administration
Information Technology Services Division (ITSD)
CORE - MDA IT Core**

Budget Unit 350018B

Bill Section 05.030

Summary of the Core by Expenditure Types

Account	FY24 Budget		FY24 Actual		FY25 Budget		FY25 Actual as of 1/27/25		FY26 DTREQ		FY26 GVREC	FY26 GVREC
	Dollars	FTE	Dollars	FTE	Dollars	FTE	Dollars	FTE	Dollars	FTE	Dollars	FTE
Regular Wages	465,091	4.81	0	0.00	0	0.00	0	0.00	0	0.00	0	0.00
Leave Payouts	0	0.00	576	0.00	0	0.00	0	0.00	0	0.00	0	0.00
Benefit Eligible Wages	0	0.00	353,537	4.86	479,974	4.81	174,442	2.37	479,974	4.81	479,974	4.81
Planned Hourly Wages	0	0.00	20,050	0.24	0	0.00	19,805	0.23	0	0.00	0	0.00
Total PS	465,091	4.81	374,163	5.10	479,974	4.81	194,247	2.59	479,974	4.81	479,974	4.81
In State Travel	69	0.00	0	0.00	69	0.00	0	0.00	69	0.00	69	0.00
Supplies	4,638	0.00	0	0.00	4,638	0.00	0	0.00	4,638	0.00	4,638	0.00
Professional Development	338	0.00	0	0.00	338	0.00	0	0.00	338	0.00	338	0.00
Communications Services and Supplies	5,612	0.00	99,598	0.00	5,612	0.00	36,091	0.00	5,612	0.00	5,612	0.00
Professional Services	380,562	0.00	191,702	0.00	380,562	0.00	65,320	0.00	380,562	0.00	380,562	0.00
Maintenance and Repair Services	222,520	0.00	62,593	0.00	327,543	0.00	197	0.00	327,543	0.00	327,543	0.00
Computer Equipment	219,633	0.00	61,913	0.00	219,633	0.00	6,744	0.00	219,633	0.00	219,633	0.00
Office Equipment Expenses	3	0.00	0	0.00	3	0.00	0	0.00	3	0.00	3	0.00
Other Equipment	5	0.00	5,225	0.00	5	0.00	3,788	0.00	5	0.00	5	0.00
Equipment Lease Payments	494	0.00	0	0.00	494	0.00	0	0.00	494	0.00	494	0.00
Total EE	833,874	0.00	421,031	0.00	938,897	0.00	112,140	0.00	938,897	0.00	938,897	0.00
Grand Total	1,298,965	4.81	795,194	5.10	1,418,871	4.81	306,387	2.59	1,418,871	4.81	1,418,871	4.81

CORE DECISION ITEM

Office of Administration
 Information Technology Services Division (ITSD)
 CORE - DNR IT Core

Budget Unit 350019B

Bill Section 05.030

1. CORE FINANCIAL SUMMARY

	FY 2026 Department Request			
	GR	Federal	Other	Total
PS	623,898	842,163	2,434,111	3,900,172
EE	955,942	1,161,928	4,278,243	6,396,113
PSD	0	0	1	1
TRF	0	0	0	0
Total	1,579,840	2,004,091	6,712,355	10,296,286

FTE	4.59	12.16	48.66	65.41
------------	-------------	--------------	--------------	--------------

Est. Fringe	299,779	494,231	1,631,446	2,425,456
--------------------	---------	---------	-----------	-----------

Note: Fringes budgeted in Appropriation Bill 5 except for certain fringes budgeted directly to MoDOT, Highway Patrol, and Conservation.

Federal Funds: 1165:OA Information Technology Federal and Other
 Other Funds: Various Funds

	FY 2026 Governor's Recommended			
	GR	Federal	Other	Total
PS	623,898	842,163	2,434,111	3,900,172
EE	955,942	1,161,928	4,278,243	6,396,113
PSD	0	0	1	1
TRF	0	0	0	0
Total	1,579,840	2,004,091	6,712,355	10,296,286

FTE	4.59	12.16	48.66	65.41
------------	-------------	--------------	--------------	--------------

Est. Fringe	299,779	494,231	1,631,446	2,425,456
--------------------	---------	---------	-----------	-----------

Note: Fringes budgeted in Appropriation Bill 5 except for certain fringes budgeted directly to MoDOT, Highway Patrol, and Conservation.

Federal Funds: 1165:OA Information Technology Federal and Other
 Other Funds: Various Funds

2. CORE DESCRIPTION

This core request is for funding all IT expenditures specific to the Department of Natural Resources (DNR), including new IT hardware and software, hardware maintenance, annual software licensing, State Data Center and telecommunications/network charges, and application development.

3. PROGRAM LISTING (list programs included in this core funding)

DNR IT Core

CORE DECISION ITEM

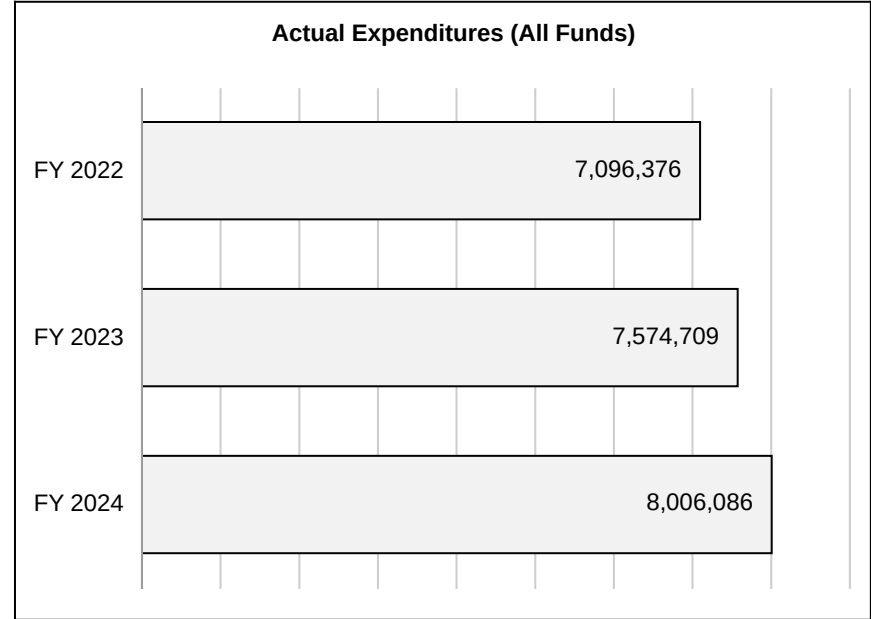
**Office of Administration
Information Technology Services Division (ITSD)
CORE - DNR IT Core**

Budget Unit 350019B

Bill Section 05.030

4. FINANCIAL HISTORY

	FY 2022	FY 2023	FY 2024	FY 2025
	Actual	Actual	Actual	Current Yr. as of 1/27/25
Appropriations (All Funds)	9,233,048	9,430,588	9,772,074	10,796,286
Less Reverted (All Funds)	(14,518)	(15,348)	(16,519)	(47,395)
Less Restricted (All Funds)*	0	0	0	0
Less Transfers Out	(109,410)	(86,758)	(428,518)	(448,000)
Plus Transfers In	108,610	7,500	335,000	3,000
Budget Authority (All Funds)	9,217,730	9,335,982	9,662,037	10,303,891
Actual Expenditures (all Fund)	7,096,376	7,574,709	8,006,086	N/A
Unexpended (All Funds)	2,121,354	1,761,273	1,655,951	N/A
Unexpended by Fund:				
General Revenue	63,036	13,388	19,292	N/A
Federal	388,465	177,920	120,988	N/A
Other	1,669,853	1,569,965	1,515,671	N/A



*Restricted amount is as of

Reverted includes the statutory three-percent reserve amount (when applicable).

Restricted includes any Governor's Expenditure Restrictions which remained at the end of the fiscal year (when applicable).

CORE DECISION ITEM

Office of Administration
 Information Technology Services Division (ITSD)
 CORE - DNR IT Core

Budget Unit 350019B

Bill Section 05.030

5. CORE RECONCILIATION DETAIL

	Budget Class	FTE	GR	FED	OTHER	TOTAL	Explanation
TAFP After VETOES							
	PS	65.41	623,898	842,163	2,934,111	4,400,172	
	EE	0.00	955,942	1,161,928	4,278,243	6,396,113	
	PD	0.00	0	0	1	1	
	TRF	0.00	0	0	0	0	
	Total	65.41	1,579,840	2,004,091	7,212,355	10,796,286	
One-Times							
	PS	0.00	0	0	0	0	
	EE	0.00	0	0	0	0	
	PD	0.00	0	0	0	0	
	TRF	0.00	0	0	0	0	
	Total	0.00	0	0	0	0	
FY 26 Beginning Core							
	PS	65.41	623,898	842,163	2,934,111	4,400,172	
	EE	0.00	955,942	1,161,928	4,278,243	6,396,113	
	PD	0.00	0	0	1	1	
	TRF	0.00	0	0	0	0	
	Total	65.41	1,579,840	2,004,091	7,212,355	10,796,286	
Department Request Adjustments							

CORE DECISION ITEM

Office of Administration
 Information Technology Services Division (ITSD)
 CORE - DNR IT Core

Budget Unit 350019B

Bill Section 05.030

			Budget Class	FTE	GR	FED	OTHER	TOTAL	Explanation
Core Reallocation	CRA.35B.002	13866	PS	0.00	0	0	(500,000)	(500,000)	Reallocating from OTHER PS funds and approps to cover payroll in fund 0980. Sufficient cash is available to cover payroll, but it requires more appropriation authority to meet payroll each year.
Net Department Request Adjustments				0.00	0	0	(500,000)	(500,000)	
Department Request Core									
			PS	65.41	623,898	842,163	2,434,111	3,900,172	
			EE	0.00	955,942	1,161,928	4,278,243	6,396,113	
			PD	0.00	0	0	1	1	
			TRF	0.00	0	0	0	0	
			Total	65.41	1,579,840	2,004,091	6,712,355	10,296,286	
Governor's Recommended Core									
			PS	65.41	623,898	842,163	2,434,111	3,900,172	
			EE	0.00	955,942	1,161,928	4,278,243	6,396,113	
			PD	0.00	0	0	1	1	
			TRF	0.00	0	0	0	0	
			Total	65.41	1,579,840	2,004,091	6,712,355	10,296,286	

CORE DECISION ITEM

**Office of Administration
Information Technology Services Division (ITSD)
CORE - DNR IT Core**

Budget Unit 350019B

Bill Section 05.030

Summary of the Core by Expenditure Types

Account	FY24 Budget		FY24 Actual		FY25 Budget		FY25 Actual as of 1/27/25		FY26 DTREQ		FY26 GVREC	FY26 GVREC
	Dollars	FTE	Dollars	FTE	Dollars	FTE	Dollars	FTE	Dollars	FTE	Dollars	FTE
Regular Wages	4,263,731	65.41	0	0.00	0	0.00	0	0.00	0	0.00	0	0.00
Leave Payouts	0	0.00	34,160	0.00	0	0.00	14,627	0.00	0	0.00	0	0.00
Benefit Eligible Wages	0	0.00	3,127,439	46.96	4,400,172	65.41	1,633,661	24.06	3,900,172	65.41	3,900,172	65.41
Planned Hourly Wages	0	0.00	10,363	0.30	0	0.00	420	0.01	0	0.00	0	0.00
Total PS	4,263,731	65.41	3,171,962	47.27	4,400,172	65.41	1,648,707	24.07	3,900,172	65.41	3,900,172	65.41
In State Travel	5,313	0.00	0	0.00	5,313	0.00	0	0.00	5,313	0.00	5,313	0.00
Supplies	17,890	0.00	14	0.00	17,890	0.00	0	0.00	17,890	0.00	17,890	0.00
Professional Development	7,500	0.00	0	0.00	7,500	0.00	0	0.00	7,500	0.00	7,500	0.00
Communications Services and Supplies	983,960	0.00	1,141,560	0.00	983,960	0.00	469,562	0.00	983,960	0.00	983,960	0.00
Professional Services	1,546,916	0.00	1,712,131	0.00	1,546,916	0.00	757,310	0.00	1,546,916	0.00	1,546,916	0.00
Maintenance and Repair Services	1,409,782	0.00	1,612,212	0.00	2,297,553	0.00	510,572	0.00	2,297,553	0.00	2,297,553	0.00
Computer Equipment	1,526,212	0.00	351,573	0.00	1,526,212	0.00	21,659	0.00	1,526,212	0.00	1,526,212	0.00
Office Equipment Expenses	5,077	0.00	0	0.00	5,077	0.00	0	0.00	5,077	0.00	5,077	0.00
Other Equipment	2,491	0.00	10,008	0.00	2,491	0.00	1,604	0.00	2,491	0.00	2,491	0.00
Building Lease Payments Operating	2,000	0.00	0	0.00	2,000	0.00	0	0.00	2,000	0.00	2,000	0.00
Equipment Lease Payments	100	0.00	0	0.00	100	0.00	0	0.00	100	0.00	100	0.00
Miscellaneous Expenses	1,101	0.00	0	0.00	1,101	0.00	0	0.00	1,101	0.00	1,101	0.00
Total EE	5,508,342	0.00	4,827,498	0.00	6,396,113	0.00	1,760,707	0.00	6,396,113	0.00	6,396,113	0.00
Debt Service Expenses	1	0.00	6,625	0.00	1	0.00	0	0.00	1	0.00	1	0.00
Total PSD	1	0.00	6,625	0.00	1	0.00	0	0.00	1	0.00	1	0.00

CORE DECISION ITEM

Office of Administration
 Information Technology Services Division (ITSD)
 CORE - DNR IT Core

Budget Unit 350019B

Bill Section 05.030

Account	FY24 Budget		FY24 Actual		FY25 Budget		FY25 Actual as of 1/27/25		FY26 DTREQ		FY26 GVREC	FY26 GVREC
	Dollars	FTE	Dollars	FTE	Dollars	FTE	Dollars	FTE	Dollars	FTE	Dollars	FTE
Grand Total	9,772,074	65.41	8,006,086	47.27	10,796,286	65.41	3,409,414	24.07	10,296,286	65.41	10,296,286	65.41

NEW DECISION ITEM

RANK: OF

Office of Administration
 Information Technology Services Division
 DNR SRF System
 DI# NOP.GV.083

Budget Unit 350019B

Bill Section 5.030

1. AMOUNT OF REQUEST

	FY 2026 Department Request			
	GR	Federal	Other	Total
PS	0	0	0	0
EE	0	0	0	0
PSD	0	0	0	0
TRF	0	0	0	0
Total	0	0	0	0

FTE align="right">0.00 align="right">0.00 align="right">0.00 align="right">0.00

Est. Fringe	0	0	0	0
--------------------	---	---	---	---

Note: Fringes budgeted in Appropriation Bill 5 except for certain fringes budgeted directly to MoDOT, Highway Patrol, and Conservation.

	FY 2026 Governor's Recommended			
	GR	Federal	Other	Total
PS	0	0	0	0
EE	0	0	2,013,744	2,013,744
PSD	0	0	0	0
TRF	0	0	0	0
Total	0	0	2,013,744	2,013,744

FTE align="right">0.00 align="right">0.00 align="right">0.00 align="right">0.00

Est. Fringe	0	0	0	0
--------------------	---	---	---	---

Note: Fringes budgeted in Appropriation Bill 5 except for certain fringes budgeted directly to MoDOT, Highway Patrol, and Conservation.

Other Funds: 1568:Natural Resources Protection Water Pollution Permit Fee Subac
 1649:The Water and Wastewater Loan Fund

2. THIS REQUEST CAN BE CATEGORIZED AS:

New Program

3. WHY IS THIS FUNDING NEEDED? PROVIDE AN EXPLANATION FOR ITEMS CHECKED IN #2. INCLUDE THE FEDERAL OR STATE STATUTORY OR CONSTITUTIONAL AUTHORIZATION FOR THIS PROGRAM.

NEW DECISION ITEM

RANK: OF

Budget Unit 350019B

Bill Section 5.030

**Office of Administration
Information Technology Services Division
DNR SRF System
DI# NOP.GV.083**

The Department of Natural Resources currently uses the State Revolving Fund (SRF) system to track financial and project data to report to the U.S. Environmental Protection Agency (EPA) for SRF loan and grant programs. The SRF system is a shadow system that will not interface with the new MOVERS ERP financial system and, therefore, needs to be replaced for continued use and expanded to meet new federal reporting requirements. Through this New Decision Item, the department is requesting the authority to procure services for this project, up to \$2,013,744 currently available in Funds 1649 and 1568 for this purpose.

The Clean Water (CW) and Drinking Water (DW) SRF programs operate through a cooperative federal agreement with the U.S. Environmental Protection Agency (EPA) and are managed by the department. The CWSRF is managed in accordance with the Clean Water Act Section 606 and the operation and management of the program is directed by state regulations 10 CSR 20-4.040, 10 CSR 20-4.041, and 10 CSR 20-4.050. The DWSRF is managed in accordance with the Safe Drinking Water Act and the operation and management of the program is directed by state regulations 10 CSR 60-13.020 through 10 CSR 60-13.030.

The SRF software is an accounting and project tracking software used by the department for a variety of small water pass through programs as well as the Drinking Water and Clean Water State Revolving Funds, which have a combined \$1.9 billion net position. A new SRF system is needed not only to allow the system to function with MOVERS ERP but also to allow for more efficient processes and updated tracking and reporting, which EPA now requires. Every state has a SRF and several companies have developed customizable off the shelf systems to meet their specialized needs. The newer systems are more efficient, easier to use and automate many tasks now handled outside the system manually by the team, including cash flow modeling.

The current SRF system was developed 25 years ago. The system performs the basic functions it was designed to do but requires frequent maintenance by OA-ITSD application development to continue operating. It also lacks the advanced functionality currently available from applications serving other state SRF programs. Adoption of a modern system with automation features used by other states would eliminate a significant number of financial processes now handled manually outside the system with considerable efficiency gains. A modern system would allow centralized project management for more than 300 projects currently managed outside the system by team members using various tools that offer little transparency to customers or colleagues. Further, a new system can interface with federal systems the state must report through, saving the team significant double data entry time.

Without the updated SRF system, essential water infrastructure projects will go unfinanced or will be unduly delayed. Delays in reimbursing a community for incurred costs would be detrimental by causing a financial hardship to not only the community borrower, but also to the engineers and contractors working on these projects. Results would likely include work stoppage, contract disputes, and payroll disruptions. Without the update, the current system will cease to function with the switch to MOVERS ERP. The SRF system timeline includes a Go Live in January 2026, six months after the MOVERS financial Go Live in July of 2025. The department and OA intend to work together to develop an interim solution to continue to work with our existing system after MOVERS goes live until the new SRF system is ready.

4. DESCRIBE THE DETAILED ASSUMPTIONS USED TO DERIVE THE SPECIFIC REQUESTED AMOUNT. (How did you determine that the requested number of FTE were appropriate? From what source or standard did you derive the requested levels of funding? Were alternatives such as outsourcing or automation considered? If based on new legislation, does request tie to TAFP fiscal note? If not, explain why. Detail which portions of the request are one-times and how those amounts were calculated.)

NEW DECISION ITEM

RANK: OF

**Office of Administration
Information Technology Services Division
DNR SRF System
DI# NOP.GV.083**

Budget Unit 350019B

Bill Section 5.030

Funds 0649 and 0568 currently have \$2,013,744 available and designated for a new SRF system.

The department is aware of two companies that provide SRF-specific systems for states. The company that developed our current systems is one of those companies. This company has since developed a new, improved system that has been implemented by more than 15 other state SRF programs that may be the only in-scope solution because it includes the cash flow model function.

This project was presented to and approved to proceed by the CITGC (Cabinet IT Governance Council) on 8/30/2024.

5. BREAK DOWN THE REQUEST BY BUDGET ACCOUNT CLASS, JOB CLASS, AND FUND SOURCE. IDENTIFY ONE-TIME COSTS.

Budget Account Class/Job Class	DTREQ GR DOLLAR	DTREQ GR FTE	DTREQ FED DOLLAR	DTREQ FED FTE	DTREQ OTHER DOLLAR	DTREQ OTHER FTE	DTREQ TOTAL DOLLAR	DTREQ TOTAL FTE	DTREQ One-Time DOLLARS
Total PS	0	0.00	0	0.00	0	0.00	0	0.00	0
Total EE	0		0		0		0		0
Total PSD	0		0		0		0		0
Total TRF	0		0		0		0		0
Grand Total	0	0.00	0	0.00	0	0.00	0	0.00	0
Budget Account Class/Job Class	GVREC GR DOLLAR	GVREC GR FTE	GVREC FED DOLLAR	GVREC FED FTE	GVREC OTHER DOLLAR	GVREC OTHER FTE	GVREC TOTAL DOLLAR	GVREC TOTAL FTE	GVREC One-Time DOLLARS
Total PS	0	0.00	0	0.00	0	0.00	0	0.00	0
643ZZZZ:Maintenance and Repair Services	0		0		2,013,744		2,013,744		0
Total EE	0		0		2,013,744		2,013,744		0
Total PSD	0		0		0		0		0
Total TRF	0		0		0		0		0
Grand Total	0	0.00	0	0.00	2,013,744	0.00	2,013,744	0.00	0

CORE DECISION ITEM

**Office of Administration
Information Technology Services Division (ITSD)
CORE - DED IT Core**

Budget Unit 350020B

Bill Section 05.030

1. CORE FINANCIAL SUMMARY

	FY 2026 Department Request			
	GR	Federal	Other	Total
PS	307,671	37,661	356,687	702,019
EE	517,140	337,721	673,010	1,527,871
PSD	1,175	0	1	1,176
TRF	0	0	0	0
Total	825,986	375,382	1,029,698	2,231,066

FTE	3.55	0.35	8.80	12.70
------------	-------------	-------------	-------------	--------------

Est. Fringe	167,156	19,191	264,141	450,488
--------------------	---------	--------	---------	---------

Note: Fringes budgeted in Appropriation Bill 5 except for certain fringes budgeted directly to MoDOT, Highway Patrol, and Conservation.

Federal Funds: 1165:OA Information Technology Federal and Other
Other Funds: 1274:Division of Tourism Supplemental Revenue Fund
1547:Department of Economic Development Administrative
1567:International Promotions Revolving Fund
1783:Economic Development Advancement Fund

	FY 2026 Governor's Recommended			
	GR	Federal	Other	Total
PS	307,671	37,661	356,687	702,019
EE	517,140	337,721	673,010	1,527,871
PSD	1,175	0	1	1,176
TRF	0	0	0	0
Total	825,986	375,382	1,029,698	2,231,066

FTE	3.55	0.35	8.80	12.70
------------	-------------	-------------	-------------	--------------

Est. Fringe	167,156	19,191	264,141	450,488
--------------------	---------	--------	---------	---------

Note: Fringes budgeted in Appropriation Bill 5 except for certain fringes budgeted directly to MoDOT, Highway Patrol, and Conservation.

Federal Funds: 1165:OA Information Technology Federal and Other
Other Funds: 1274:Division of Tourism Supplemental Revenue Fund
1547:Department of Economic Development Administrative
1567:International Promotions Revolving Fund
1783:Economic Development Advancement Fund

2. CORE DESCRIPTION

This core request is for funding for all IT expenditures specific to the Department of Economic Development (DED), including new IT hardware and software, hardware maintenance, annual software licensing, State Data Center and telecommunications/network charges, and application development.

3. PROGRAM LISTING (list programs included in this core funding)

DED IT Core

CORE DECISION ITEM


**Office of Administration
Information Technology Services Division (ITSD)
CORE - DED IT Core**

Budget Unit 350020B

Bill Section 05.030

4. FINANCIAL HISTORY

	FY 2022	FY 2023	FY 2024	FY 2025
	Actual	Actual	Actual	Current Yr. as of 1/27/25
Appropriations (All Funds)	2,750,881	2,031,227	2,393,474	2,431,066
Less Reverted (All Funds)	0	(22,833)	(24,054)	(24,779)
Less Restricted (All Funds)*	0	0	0	0
Less Transfers Out	(87,174)	(85,072)	(91,699)	(10,000)
Plus Transfers In	0	0	0	0
Budget Authority (All Funds)	2,663,707	1,923,322	2,277,721	2,396,287
Actual Expenditures (all Fund)	759,697	546,011	708,353	N/A
Unexpended (All Funds)	1,904,010	1,377,311	1,569,368	N/A
Unexpended by Fund:				
General Revenue	138,392	346,826	115,063	N/A
Federal	1,088,022	338,137	368,480	N/A
Other	677,596	692,349	1,085,824	N/A



*Restricted amount is as of

Reverted includes the statutory three-percent reserve amount (when applicable).

Restricted includes any Governor's Expenditure Restrictions which remained at the end of the fiscal year (when applicable).

CORE DECISION ITEM

Office of Administration
 Information Technology Services Division (ITSD)
 CORE - DED IT Core

Budget Unit 350020B

Bill Section 05.030

5. CORE RECONCILIATION DETAIL

	Budget Class	FTE	GR	FED	OTHER	TOTAL	Explanation
TAFP After VETOES							
	PS	12.70	307,671	37,661	556,687	902,019	
	EE	0.00	517,140	337,721	673,010	1,527,871	
	PD	0.00	1,175	0	1	1,176	
	TRF	0.00	0	0	0	0	
	Total	12.70	825,986	375,382	1,229,698	2,431,066	
One-Times							
	PS	0.00	0	0	0	0	
	EE	0.00	0	0	0	0	
	PD	0.00	0	0	0	0	
	TRF	0.00	0	0	0	0	
	Total	0.00	0	0	0	0	
FY 26 Beginning Core							
	PS	12.70	307,671	37,661	556,687	902,019	
	EE	0.00	517,140	337,721	673,010	1,527,871	
	PD	0.00	1,175	0	1	1,176	
	TRF	0.00	0	0	0	0	
	Total	12.70	825,986	375,382	1,229,698	2,431,066	
Department Request Adjustments							

CORE DECISION ITEM

Office of Administration
 Information Technology Services Division (ITSD)
 CORE - DED IT Core

Budget Unit 350020B

Bill Section 05.030

			Budget Class	FTE	GR	FED	OTHER	TOTAL	Explanation
Core Reallocation	CRA.35B.002	13868	PS	0.00	0	0	(200,000)	(200,000)	Reallocating from OTHER PS funds and approps to cover payroll in fund 0980. Sufficient cash is available to cover payroll, but it requires more appropriation authority to meet payroll each year.
Net Department Request Adjustments				0.00	0	0	(200,000)	(200,000)	
Department Request Core									
			PS	12.70	307,671	37,661	356,687	702,019	
			EE	0.00	517,140	337,721	673,010	1,527,871	
			PD	0.00	1,175	0	1	1,176	
			TRF	0.00	0	0	0	0	
			Total	12.70	825,986	375,382	1,029,698	2,231,066	
Governor's Recommended Core									
			PS	12.70	307,671	37,661	356,687	702,019	
			EE	0.00	517,140	337,721	673,010	1,527,871	
			PD	0.00	1,175	0	1	1,176	
			TRF	0.00	0	0	0	0	
			Total	12.70	825,986	375,382	1,029,698	2,231,066	

CORE DECISION ITEM

**Office of Administration
Information Technology Services Division (ITSD)
CORE - DED IT Core**

Budget Unit 350020B

Bill Section 05.030

Summary of the Core by Expenditure Types

Account	FY24 Budget		FY24 Actual		FY25 Budget		FY25 Actual as of 1/27/25		FY26 DTREQ		FY26 GVREC	FY26 GVREC
	Dollars	FTE	Dollars	FTE	Dollars	FTE	Dollars	FTE	Dollars	FTE	Dollars	FTE
Regular Wages	927,129	12.70	0	0.00	0	0.00	0	0.00	0	0.00	0	0.00
Leave Payouts	0	0.00	267	0.00	0	0.00	0	0.00	0	0.00	0	0.00
Benefit Eligible Wages	0	0.00	204,503	3.05	902,019	12.70	127,518	1.92	702,019	12.70	702,019	12.70
Planned Hourly Wages	0	0.00	141	0.00	0	0.00	26	0.00	0	0.00	0	0.00
Total PS	927,129	12.70	204,912	3.05	902,019	12.70	127,544	1.92	702,019	12.70	702,019	12.70
In State Travel	1,135	0.00	0	0.00	1,135	0.00	0	0.00	1,135	0.00	1,135	0.00
Out of State Travel	91	0.00	0	0.00	91	0.00	0	0.00	91	0.00	91	0.00
Supplies	9,779	0.00	0	0.00	9,779	0.00	0	0.00	9,779	0.00	9,779	0.00
Professional Development	9,501	0.00	0	0.00	9,501	0.00	0	0.00	9,501	0.00	9,501	0.00
Communications Services and Supplies	66,986	0.00	71,034	0.00	66,986	0.00	29,488	0.00	66,986	0.00	66,986	0.00
Professional Services	689,956	0.00	207,985	0.00	689,956	0.00	77,359	0.00	689,956	0.00	689,956	0.00
Maintenance and Repair Services	418,187	0.00	171,854	0.00	480,889	0.00	306,227	0.00	480,889	0.00	480,889	0.00
Computer Equipment	248,773	0.00	43,556	0.00	248,773	0.00	2,054	0.00	248,773	0.00	248,773	0.00
Motorized Equipment	1,100	0.00	0	0.00	1,100	0.00	0	0.00	1,100	0.00	1,100	0.00
Office Equipment Expenses	5,000	0.00	0	0.00	5,000	0.00	0	0.00	5,000	0.00	5,000	0.00
Other Equipment	12,661	0.00	9,013	0.00	12,661	0.00	5,782	0.00	12,661	0.00	12,661	0.00
Miscellaneous Expenses	2,000	0.00	0	0.00	2,000	0.00	0	0.00	2,000	0.00	2,000	0.00
Total EE	1,465,169	0.00	503,441	0.00	1,527,871	0.00	420,910	0.00	1,527,871	0.00	1,527,871	0.00
Debt Service Expenses	1,176	0.00	0	0.00	1,176	0.00	0	0.00	1,176	0.00	1,176	0.00
Total PSD	1,176	0.00	0	0.00	1,176	0.00	0	0.00	1,176	0.00	1,176	0.00

CORE DECISION ITEM

Office of Administration
 Information Technology Services Division (ITSD)
 CORE - DED IT Core

Budget Unit 350020B

Bill Section 05.030

Account	FY24 Budget		FY24 Actual		FY25 Budget		FY25 Actual as of 1/27/25		FY26 DTREQ		FY26 GVREC	FY26 GVREC
	Dollars	FTE	Dollars	FTE	Dollars	FTE	Dollars	FTE	Dollars	FTE	Dollars	FTE
Grand Total	2,393,474	12.70	708,353	3.05	2,431,066	12.70	548,454	1.92	2,231,066	12.70	2,231,066	12.70

CORE DECISION ITEM

Office of Administration
 Information Technology Services Division (ITSD)
 CORE - DCI IT Core

Budget Unit 350021B
 Bill Section 05.030

1. CORE FINANCIAL SUMMARY

	FY 2026 Department Request			
	GR	Federal	Other	Total
PS	1,225	0	1,397,825	1,399,050
EE	252,988	0	1,567,683	1,820,671
PSD	80	0	6	86
TRF	0	0	0	0
Total	254,293	0	2,965,514	3,219,807

FTE	0.00	0.00	17.47	17.47
------------	-------------	-------------	--------------	--------------

Est. Fringe	453	0	779,577	780,030
--------------------	-----	---	---------	---------

Note: Fringes budgeted in Appropriation Bill 5 except for certain fringes budgeted directly to MoDOT, Highway Patrol, and Conservation.

Other Funds: Various Funds

	FY 2026 Governor's Recommended			
	GR	Federal	Other	Total
PS	1,225	0	1,397,825	1,399,050
EE	252,988	0	1,567,683	1,820,671
PSD	80	0	6	86
TRF	0	0	0	0
Total	254,293	0	2,965,514	3,219,807

FTE	0.00	0.00	17.47	17.47
------------	-------------	-------------	--------------	--------------

Est. Fringe	453	0	779,577	780,030
--------------------	-----	---	---------	---------

Note: Fringes budgeted in Appropriation Bill 5 except for certain fringes budgeted directly to MoDOT, Highway Patrol, and Conservation.

Other Funds: Various Funds

2. CORE DESCRIPTION

This core request is for funding for all IT expenditures specific to the Department of Commerce and Insurance (DCI), including new IT hardware and software, hardware maintenance, annual software licensing, State Data Center and telecommunications/network charges, and application development.

3. PROGRAM LISTING (list programs included in this core funding)

DCI IT Core

CORE DECISION ITEM

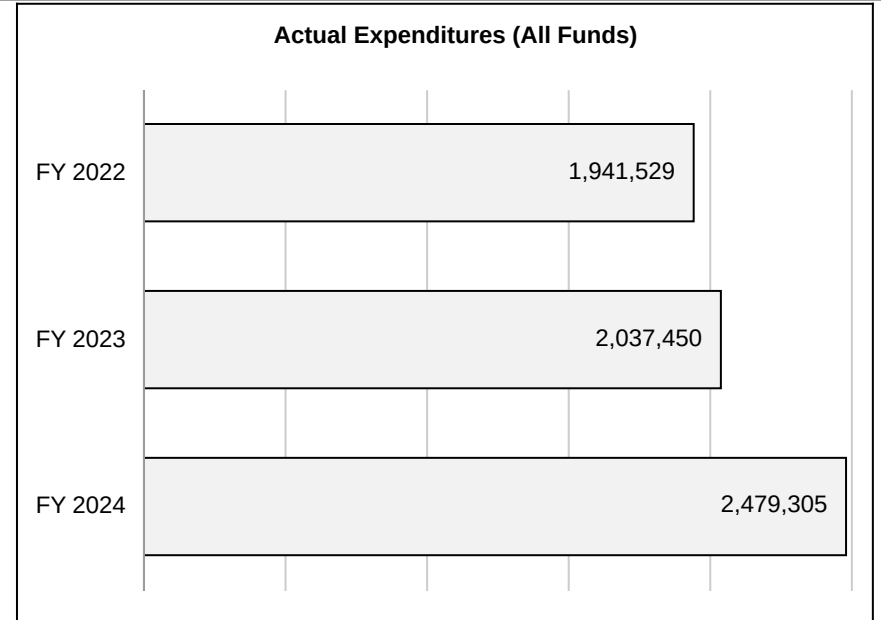
**Office of Administration
Information Technology Services Division (ITSD)
CORE - DCI IT Core**

Budget Unit 350021B

Bill Section 05.030

4. FINANCIAL HISTORY

	FY 2022	FY 2023	FY 2024	FY 2025
	Actual	Actual	Actual	Current Yr. as of 1/27/25
Appropriations (All Funds)	2,739,244	2,815,852	2,959,357	3,219,807
Less Reverted (All Funds)	(61)	(63)	(1,116)	(7,629)
Less Restricted (All Funds)*	0	0	0	0
Less Transfers Out	(44,916)	(6,000)	(61,727)	(173,170)
Plus Transfers In	58,542	15,804	310,364	728,670
Budget Authority (All Funds)	2,752,809	2,825,593	3,206,878	3,767,678
Actual Expenditures (all Fund)	1,941,529	2,037,450	2,479,305	N/A
Unexpended (All Funds)	811,280	788,143	727,573	N/A
Unexpended by Fund:				
General Revenue	671	1,461	2,154	N/A
Federal	0	0	0	N/A
Other	810,609	786,682	725,418	N/A



*Restricted amount is as of

Reverted includes the statutory three-percent reserve amount (when applicable).

Restricted includes any Governor's Expenditure Restrictions which remained at the end of the fiscal year (when applicable).

CORE DECISION ITEM

Office of Administration
 Information Technology Services Division (ITSD)
 CORE - DCI IT Core

Budget Unit 350021B

Bill Section 05.030

5. CORE RECONCILIATION DETAIL

	Budget Class	FTE	GR	FED	OTHER	TOTAL	Explanation
TAFP After VETOES							
	PS	17.47	1,225	0	1,397,825	1,399,050	
	EE	0.00	252,988	0	1,567,683	1,820,671	
	PD	0.00	80	0	6	86	
	TRF	0.00	0	0	0	0	
	Total	17.47	254,293	0	2,965,514	3,219,807	
One-Times							
	PS	0.00	0	0	0	0	
	EE	0.00	0	0	0	0	
	PD	0.00	0	0	0	0	
	TRF	0.00	0	0	0	0	
	Total	0.00	0	0	0	0	
FY 26 Beginning Core							
	PS	17.47	1,225	0	1,397,825	1,399,050	
	EE	0.00	252,988	0	1,567,683	1,820,671	
	PD	0.00	80	0	6	86	
	TRF	0.00	0	0	0	0	
	Total	17.47	254,293	0	2,965,514	3,219,807	
Department Request Adjustments							

CORE DECISION ITEM

Office of Administration
 Information Technology Services Division (ITSD)
 CORE - DCI IT Core

Budget Unit 350021B

Bill Section 05.030

	Budget Class	FTE	GR	FED	OTHER	TOTAL	Explanation
Net Department Request Adjustments		0.00	0	0	0	0	
Department Request Core							
	PS	17.47	1,225	0	1,397,825	1,399,050	
	EE	0.00	252,988	0	1,567,683	1,820,671	
	PD	0.00	80	0	6	86	
	TRF	0.00	0	0	0	0	
	Total	17.47	254,293	0	2,965,514	3,219,807	
Governor's Recommended Core							
	PS	17.47	1,225	0	1,397,825	1,399,050	
	EE	0.00	252,988	0	1,567,683	1,820,671	
	PD	0.00	80	0	6	86	
	TRF	0.00	0	0	0	0	
	Total	17.47	254,293	0	2,965,514	3,219,807	

CORE DECISION ITEM

**Office of Administration
Information Technology Services Division (ITSD)
CORE - DCI IT Core**

Budget Unit 350021B

Bill Section 05.030

Summary of the Core by Expenditure Types

Account	FY24 Budget		FY24 Actual		FY25 Budget		FY25 Actual as of 1/27/25		FY26 DTREQ		FY26 GVREC	FY26 GVREC
	Dollars	FTE	Dollars	FTE	Dollars	FTE	Dollars	FTE	Dollars	FTE	Dollars	FTE
Regular Wages	1,355,668	17.47	0	0.00	0	0.00	0	0.00	0	0.00	0	0.00
Leave Payouts	0	0.00	6,877	0.00	0	0.00	0	0.00	0	0.00	0	0.00
Benefit Eligible Wages	0	0.00	864,530	13.31	1,399,050	17.47	403,156	5.97	1,399,050	17.47	1,399,050	17.47
Total PS	1,355,668	17.47	871,407	13.31	1,399,050	17.47	403,156	5.97	1,399,050	17.47	1,399,050	17.47
In State Travel	7	0.00	0	0.00	7	0.00	0	0.00	7	0.00	7	0.00
Supplies	16,903	0.00	0	0.00	16,903	0.00	1,024	0.00	16,903	0.00	16,903	0.00
Professional Development	10,503	0.00	0	0.00	10,503	0.00	0	0.00	10,503	0.00	10,503	0.00
Communications Services and Supplies	81,564	0.00	131,041	0.00	81,564	0.00	55,323	0.00	81,564	0.00	81,564	0.00
Professional Services	172,916	0.00	497,226	0.00	172,916	0.00	201,307	0.00	172,916	0.00	172,916	0.00
Maintenance and Repair Services	707,060	0.00	467,070	0.00	924,128	0.00	265,735	0.00	924,128	0.00	924,128	0.00
Computer Equipment	589,992	0.00	495,281	0.00	589,992	0.00	899,725	0.00	589,992	0.00	589,992	0.00
Office Equipment Expenses	1,403	0.00	0	0.00	1,403	0.00	0	0.00	1,403	0.00	1,403	0.00
Other Equipment	255	0.00	17,281	0.00	255	0.00	4,526	0.00	255	0.00	255	0.00
Equipment Lease Payments	23,000	0.00	0	0.00	23,000	0.00	0	0.00	23,000	0.00	23,000	0.00
Total EE	1,603,603	0.00	1,607,898	0.00	1,820,671	0.00	1,427,641	0.00	1,820,671	0.00	1,820,671	0.00
Debt Service Expenses	86	0.00	0	0.00	86	0.00	0	0.00	86	0.00	86	0.00
Total PSD	86	0.00	0	0.00	86	0.00	0	0.00	86	0.00	86	0.00
Grand Total	2,959,357	17.47	2,479,305	13.31	3,219,807	17.47	1,830,797	5.97	3,219,807	17.47	3,219,807	17.47

NEW DECISION ITEM

RANK: OF

Office of Administration
 Information of Technology Services Division
 DCI - MoPRO Ongoing Support
 DI# NOP.GV.086

Budget Unit 350021B

Bill Section 5.030

1. AMOUNT OF REQUEST

	FY 2026 Department Request			
	GR	Federal	Other	Total
PS	0	0	0	0
EE	0	0	0	0
PSD	0	0	0	0
TRF	0	0	0	0
Total	0	0	0	0

FTE align="right">0.00 align="right">0.00 align="right">0.00 align="right">0.00

Est. Fringe	0	0	0	0
--------------------	---	---	---	---

Note: Fringes budgeted in Appropriation Bill 5 except for certain fringes budgeted directly to MoDOT, Highway Patrol, and Conservation.

	FY 2026 Governor's Recommended			
	GR	Federal	Other	Total
PS	0	0	0	0
EE	0	0	2,474,506	2,474,506
PSD	0	0	0	0
TRF	0	0	0	0
Total	0	0	2,474,506	2,474,506

FTE align="right">0.00 align="right">0.00 align="right">0.00 align="right">0.00

Est. Fringe	0	0	0	0
--------------------	---	---	---	---

Note: Fringes budgeted in Appropriation Bill 5 except for certain fringes budgeted directly to MoDOT, Highway Patrol, and Conservation.

Other Funds: 1689:Professional Registration Fees Fund

2. THIS REQUEST CAN BE CATEGORIZED AS:

Cost to Continue

3. WHY IS THIS FUNDING NEEDED? PROVIDE AN EXPLANATION FOR ITEMS CHECKED IN #2. INCLUDE THE FEDERAL OR STATE STATUTORY OR CONSTITUTIONAL AUTHORIZATION FOR THIS PROGRAM.

This funding provides ongoing licensing and support for Professional Registration's new e-licensing system, MOPRO. This system was implemented with ARPA funds and will be paid for through the Professional Registration Fees fund (1689). The fund needs appropriation authority to make the payments. The new system will empower applicants and licensees to have more control over their own future by vastly improving access to their application status and the ability to enter their own data into the system. This project enables licensees to have access to their data 24/7/365 days a year, allowing them to obtain and renew their license faster and get them into the workforce sooner. This project supports one of Governor Parson's top priorities of workforce development to meet the needs of the future.

NEW DECISION ITEM

RANK: OF

Office of Administration
 Information of Technology Services Division
 DCI - MoPRO Ongoing Support
 DI# NOP.GV.086

Budget Unit 350021B

Bill Section 5.030

4. DESCRIBE THE DETAILED ASSUMPTIONS USED TO DERIVE THE SPECIFIC REQUESTED AMOUNT. (How did you determine that the requested number of FTE were appropriate? From what source or standard did you derive the requested levels of funding? Were alternatives such as outsourcing or automation considered? If based on new legislation, does request tie to TAFP fiscal note? If not, explain why. Detail which portions of the request are one-times and how those amounts were calculated.)

All costs determined from quotes provided to continue ongoing licensing costs and vendor support of the new MoPRO system.

Annual contracted maintenance and support hours - \$1,649,238

Software licensing and server resources - \$825,268

5. BREAK DOWN THE REQUEST BY BUDGET ACCOUNT CLASS, JOB CLASS, AND FUND SOURCE. IDENTIFY ONE-TIME COSTS.

Budget Account Class/Job Class	DTREQ GR DOLLAR	DTREQ GR FTE	DTREQ FED DOLLAR	DTREQ FED FTE	DTREQ OTHER DOLLAR	DTREQ OTHER FTE	DTREQ TOTAL DOLLAR	DTREQ TOTAL FTE	DTREQ One-Time DOLLARS
Total PS	0	0.00	0	0.00	0	0.00	0	0.00	0
Total EE	0		0		0		0		0
Total PSD	0		0		0		0		0
Total TRF	0		0		0		0		0
Grand Total	0	0.00	0	0.00	0	0.00	0	0.00	0
Budget Account Class/Job Class	GVREC GR DOLLAR	GVREC GR FTE	GVREC FED DOLLAR	GVREC FED FTE	GVREC OTHER DOLLAR	GVREC OTHER FTE	GVREC TOTAL DOLLAR	GVREC TOTAL FTE	GVREC One-Time DOLLARS
Total PS	0	0.00	0	0.00	0	0.00	0	0.00	0
640ZZZ:Professional Services	0		0		1,649,238		1,649,238		0
643ZZZ:Maintenance and Repair Services	0		0		825,268		825,268		0
Total EE	0		0		2,474,506		2,474,506		0
Total PSD	0		0		0		0		0
Total TRF	0		0		0		0		0

NEW DECISION ITEM

RANK: OF

**Office of Administration
Information of Technology Services Division
DCI - MoPRO Ongoing Support
DI# NOP.GV.086**

Budget Unit 350021B

Bill Section 5.030

Budget Account Class/Job Class	GVREC GR DOLLAR	GVREC GR FTE	GVREC FED DOLLAR	GVREC FED FTE	GVREC OTHER DOLLAR	GVREC OTHER FTE	GVREC TOTAL DOLLAR	GVREC TOTAL FTE	GVREC One-Time DOLLARS
Grand Total	0	0.00	0	0.00	2,474,506	0.00	2,474,506	0.00	0

CORE DECISION ITEM

**Office of Administration
Information Technology Services Division (ITSD)
CORE - DOLIR IT Core**

Budget Unit 350022B

Bill Section 05.030

1. CORE FINANCIAL SUMMARY

	FY 2026 Department Request			
	GR	Federal	Other	Total
PS	1	4,709,678	400,821	5,110,500
EE	247,527	25,733,787	40,088,767	66,070,081
PSD	1	2	1	4
TRF	0	0	0	0
Total	247,529	30,443,467	40,489,589	71,180,585

FTE	0.00	73.25	0.00	73.25
------------	-------------	--------------	-------------	--------------

Est. Fringe	0	2,842,723	148,304	2,991,027
--------------------	---	-----------	---------	-----------

Note: Fringes budgeted in Appropriation Bill 5 except for certain fringes budgeted directly to MoDOT, Highway Patrol, and Conservation.

Federal Funds: 1122:Department of Labor and Industrial Relations Administr
1165:OA Information Technology Federal and Other
1186:Division of Labor Standards Federal
2375:Department of Labor and Industrial Relations Federal S
2452:Department of Labor and Industrial Relations Federal S

Other Funds: 1652:Workers Compensation Fund
1826:Child Labor Enforcement Fund
1949:Special Employment Security Fund
1953:Unemployment Automation Fund

	FY 2026 Governor's Recommended			
	GR	Federal	Other	Total
PS	1	4,709,678	400,821	5,110,500
EE	247,527	25,733,787	40,088,767	66,070,081
PSD	1	2	1	4
TRF	0	0	0	0
Total	247,529	30,443,467	40,489,589	71,180,585

FTE	0.00	73.25	0.00	73.25
------------	-------------	--------------	-------------	--------------

Est. Fringe	0	2,842,723	148,304	2,991,027
--------------------	---	-----------	---------	-----------

Note: Fringes budgeted in Appropriation Bill 5 except for certain fringes budgeted directly to MoDOT, Highway Patrol, and Conservation.

Federal Funds: 1122:Department of Labor and Industrial Relations Administr
1165:OA Information Technology Federal and Other
1186:Division of Labor Standards Federal
2375:Department of Labor and Industrial Relations Federal S
2452:Department of Labor and Industrial Relations Federal S

Other Funds: 1652:Workers Compensation Fund
1826:Child Labor Enforcement Fund
1949:Special Employment Security Fund
1953:Unemployment Automation Fund

2. CORE DESCRIPTION

This core requests funding for all IT expenditures specific to the Department of Labor and Industrial Relations (DOLIR), including new IT hardware and software, hardware maintenance, annual software licensing, State Data Center and telecommunications/network charges, and application development.

3. PROGRAM LISTING (list programs included in this core funding)

CORE DECISION ITEM

**Office of Administration
Information Technology Services Division (ITSD)
CORE - DOLIR IT Core**

Budget Unit 350022B

Bill Section 05.030

DOLIR IT Core

CORE DECISION ITEM

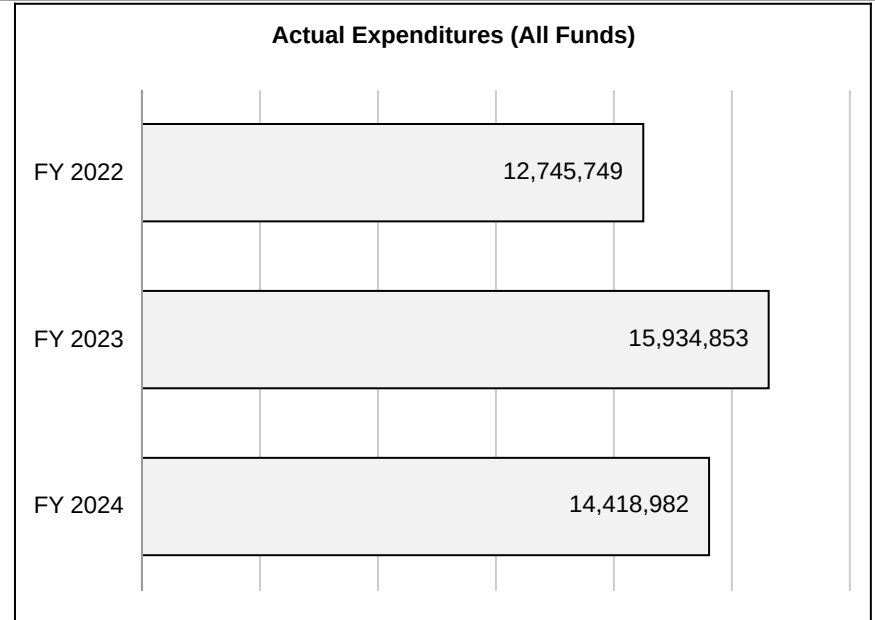
**Office of Administration
Information Technology Services Division (ITSD)
CORE - DOLIR IT Core**

Budget Unit 350022B

Bill Section 05.030

4. FINANCIAL HISTORY

	FY 2022	FY 2023	FY 2024	FY 2025
	Actual	Actual	Actual	Current Yr. as of 1/27/25
Appropriations (All Funds)	56,898,079	58,413,941	67,810,297	69,180,585
Less Reverted (All Funds)	(1,071)	(1,071)	(1,071)	(7,426)
Less Restricted (All Funds)*	0	0	0	0
Less Transfers Out	(2,010,645)	(798,631)	(63,239)	0
Plus Transfers In	3,763,656	5,711,373	63,239	0
Budget Authority (All Funds)	58,650,019	63,325,612	67,809,226	69,173,159
Actual Expenditures (all Fund)	12,745,749	15,934,853	14,418,982	N/A
Unexpended (All Funds)	45,904,270	47,390,759	53,390,244	N/A
Unexpended by Fund:				
General Revenue	5,797	15	3,987	N/A
Federal	8,554,286	12,286,810	21,011,789	N/A
Other	37,344,187	35,103,934	32,374,468	N/A



*Restricted amount is as of

Reverted includes the statutory three-percent reserve amount (when applicable).

Restricted includes any Governor's Expenditure Restrictions which remained at the end of the fiscal year (when applicable).

CORE DECISION ITEM

Office of Administration
 Information Technology Services Division (ITSD)
 CORE - DOLIR IT Core

Budget Unit 350022B

Bill Section 05.030

5. CORE RECONCILIATION DETAIL

	Budget Class	FTE	GR	FED	OTHER	TOTAL	Explanation
TAFP After VETOES							
	PS	73.25	1	4,709,678	400,821	5,110,500	
	EE	0.00	247,527	23,733,787	40,088,767	64,070,081	
	PD	0.00	1	2	1	4	
	TRF	0.00	0	0	0	0	
	Total	73.25	247,529	28,443,467	40,489,589	69,180,585	
One-Times							
	PS	0.00	0	0	0	0	
	EE	0.00	0	0	0	0	
	PD	0.00	0	0	0	0	
	TRF	0.00	0	0	0	0	
	Total	0.00	0	0	0	0	
FY 26 Beginning Core							
	PS	73.25	1	4,709,678	400,821	5,110,500	
	EE	0.00	247,527	23,733,787	40,088,767	64,070,081	
	PD	0.00	1	2	1	4	
	TRF	0.00	0	0	0	0	
	Total	73.25	247,529	28,443,467	40,489,589	69,180,585	
Department Request Adjustments							

CORE DECISION ITEM

Office of Administration
 Information Technology Services Division (ITSD)
 CORE - DOLIR IT Core

Budget Unit 350022B

Bill Section 05.030

			Budget Class	FTE	GR	FED	OTHER	TOTAL	Explanation
Core Reallocation	CRA.35B.001	13839	EE	0.00	0	2,000,000	0	2,000,000	DMH federal EE spending was evaluated for the past four years. ITSD flexed into DMH's EE appropriation in all four years. In FY24, the flex amount totaled \$2.2 million dollars. An increase to this appropriation authority will help reduce the need for future flex. The shortfalls were primarily the result of increases in equipment costs, software and contracting. Due to expiring grants, DOLIR requires an appropriation increase in federal fund 0165 to utilize their UI Base Grant. This grant will cover the UI Interact ongoing charges. Prior grant funding was not housed in fund 0165.
Net Department Request Adjustments				0.00	0	2,000,000	0	2,000,000	
Department Request Core									
			PS	73.25	1	4,709,678	400,821	5,110,500	
			EE	0.00	247,527	25,733,787	40,088,767	66,070,081	
			PD	0.00	1	2	1	4	
			TRF	0.00	0	0	0	0	
			Total	73.25	247,529	30,443,467	40,489,589	71,180,585	
Governor's Recommended Core									
			PS	73.25	1	4,709,678	400,821	5,110,500	
			EE	0.00	247,527	25,733,787	40,088,767	66,070,081	
			PD	0.00	1	2	1	4	
			TRF	0.00	0	0	0	0	

CORE DECISION ITEM

**Office of Administration
Information Technology Services Division (ITSD)
CORE - DOLIR IT Core**

**Budget Unit 350022B
Bill Section 05.030**

Total	73.25	247,529	30,443,467	40,489,589	71,180,585
--------------	--------------	----------------	-------------------	-------------------	-------------------

CORE DECISION ITEM

**Office of Administration
Information Technology Services Division (ITSD)
CORE - DOLIR IT Core**

Budget Unit 350022B

Bill Section 05.030

Summary of the Core by Expenditure Types

Account	FY24 Budget		FY24 Actual		FY25 Budget		FY25 Actual as of 1/27/25		FY26 DTREQ		FY26 GVREC	FY26 GVREC
	Dollars	FTE	Dollars	FTE	Dollars	FTE	Dollars	FTE	Dollars	FTE	Dollars	FTE
Regular Wages	4,952,031	73.25	0	0.00	0	0.00	0	0.00	0	0.00	0	0.00
Leave Payouts	0	0.00	23,475	0.00	0	0.00	0	0.00	0	0.00	0	0.00
Benefit Eligible Wages	0	0.00	2,475,059	35.06	5,110,500	73.25	1,371,186	18.88	5,110,500	73.25	5,110,500	73.25
Planned Hourly Wages	0	0.00	77,431	0.95	0	0.00	46,411	0.57	0	0.00	0	0.00
Total PS	4,952,031	73.25	2,575,964	36.01	5,110,500	73.25	1,417,598	19.45	5,110,500	73.25	5,110,500	73.25
In State Travel	306	0.00	0	0.00	306	0.00	0	0.00	306	0.00	306	0.00
Out of State Travel	91	0.00	0	0.00	91	0.00	0	0.00	91	0.00	91	0.00
Fuel and Utilities	5,409	0.00	0	0.00	5,409	0.00	0	0.00	5,409	0.00	5,409	0.00
Supplies	38,822	0.00	250	0.00	38,822	0.00	351	0.00	38,822	0.00	38,822	0.00
Professional Development	26,883	0.00	0	0.00	26,883	0.00	0	0.00	26,883	0.00	26,883	0.00
Communications Services and Supplies	127,533	0.00	241,846	0.00	127,533	0.00	103,574	0.00	127,533	0.00	127,533	0.00
Professional Services	27,664,647	0.00	7,031,943	0.00	28,664,647	0.00	3,191,580	0.00	28,664,647	0.00	28,664,647	0.00
Housekeeping and Janitorial Services	2,977	0.00	0	0.00	2,977	0.00	0	0.00	2,977	0.00	2,977	0.00
Maintenance and Repair Services	9,364,512	0.00	2,551,972	0.00	9,576,331	0.00	1,892,358	0.00	11,576,331	0.00	11,576,331	0.00
Computer Equipment	25,547,416	0.00	1,991,804	0.00	25,547,416	0.00	4,358,848	0.00	25,547,416	0.00	25,547,416	0.00
Office Equipment Expenses	76,880	0.00	0	0.00	76,880	0.00	0	0.00	76,880	0.00	76,880	0.00
Other Equipment	170	0.00	23,056	0.00	170	0.00	16,042	0.00	170	0.00	170	0.00
Property and Improvements Expenses	400	0.00	0	0.00	400	0.00	0	0.00	400	0.00	400	0.00
Building Lease Payments Operating	1,246	0.00	0	0.00	1,246	0.00	0	0.00	1,246	0.00	1,246	0.00
Equipment Lease Payments	890	0.00	0	0.00	890	0.00	0	0.00	890	0.00	890	0.00
Miscellaneous Expenses	80	0.00	0	0.00	80	0.00	0	0.00	80	0.00	80	0.00
Total EE	62,858,262	0.00	11,840,870	0.00	64,070,081	0.00	9,562,753	0.00	66,070,081	0.00	66,070,081	0.00

CORE DECISION ITEM

Office of Administration
 Information Technology Services Division (ITSD)
 CORE - DOLIR IT Core

Budget Unit 350022B

Bill Section 05.030

Account	FY24 Budget		FY24 Actual		FY25 Budget		FY25 Actual as of 1/27/25		FY26 DTREQ		FY26 GVREC	FY26 GVREC
	Dollars	FTE	Dollars	FTE	Dollars	FTE	Dollars	FTE	Dollars	FTE	Dollars	FTE
Debt Service Expenses	4	0.00	2,147	0.00	4	0.00	0	0.00	4	0.00	4	0.00
Total PSD	4	0.00	2,147	0.00	4	0.00	0	0.00	4	0.00	4	0.00
Grand Total	67,810,297	73.25	14,418,982	36.01	69,180,585	73.25	10,980,350	19.45	71,180,585	73.25	71,180,585	73.25

CORE DECISION ITEM

Office of Administration
 Information Technology Services Division (ITSD)
 CORE - DPS IT Core

Budget Unit 350023B
 Bill Section 05.030

1. CORE FINANCIAL SUMMARY

	FY 2026 Department Request			
	GR	Federal	Other	Total
PS	1,312,424	1	510,448	1,822,873
EE	2,034,909	48,669	4,157,754	6,241,332
PSD	1	0	3,505	3,506
TRF	0	0	0	0
Total	3,347,334	48,670	4,671,707	8,067,711

FTE	9.86	0.00	6.81	16.67
------------	-------------	-------------	-------------	--------------

Est. Fringe	633,684	0	291,145	924,830
--------------------	---------	---	---------	---------

Note: Fringes budgeted in Appropriation Bill 5 except for certain fringes budgeted directly to MoDOT, Highway Patrol, and Conservation.

Federal Funds: 1165:OA Information Technology Federal and Other
 Other Funds: Various Funds

	FY 2026 Governor's Recommended			
	GR	Federal	Other	Total
PS	1,312,424	1	510,448	1,822,873
EE	2,034,909	48,669	4,157,754	6,241,332
PSD	1	0	3,505	3,506
TRF	0	0	0	0
Total	3,347,334	48,670	4,671,707	8,067,711

FTE	9.86	0.00	6.81	16.67
------------	-------------	-------------	-------------	--------------

Est. Fringe	633,684	0	291,145	924,830
--------------------	---------	---	---------	---------

Note: Fringes budgeted in Appropriation Bill 5 except for certain fringes budgeted directly to MoDOT, Highway Patrol, and Conservation.

Federal Funds: 1165:OA Information Technology Federal and Other
 Other Funds: Various Funds

2. CORE DESCRIPTION

This core requests funding for all IT expenditures specific to the Department Public Safety (DPS), including new IT hardware and software, hardware maintenance, annual software licensing, State Data Center and telecommunications/network charges, and application development

3. PROGRAM LISTING (list programs included in this core funding)

DPS IT Core

CORE DECISION ITEM

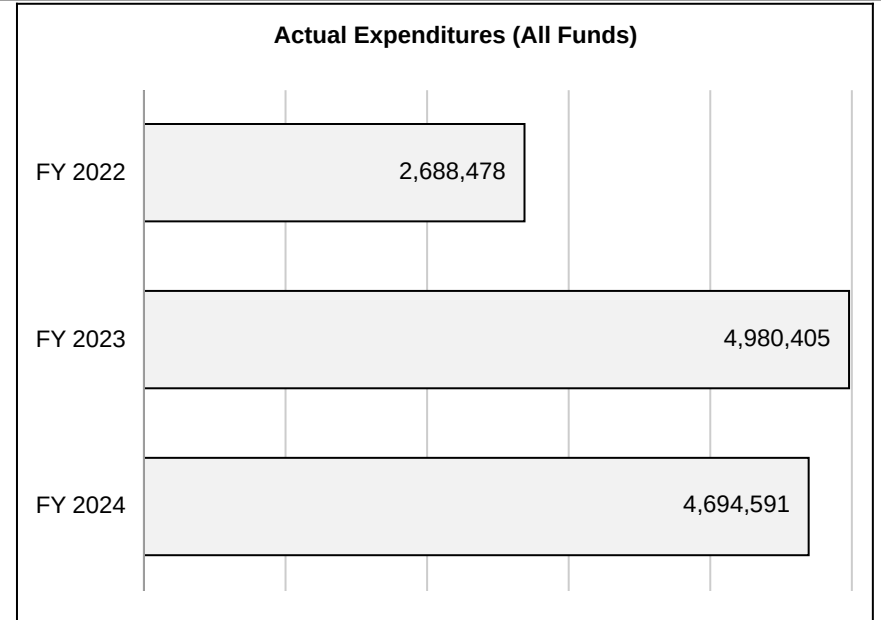
**Office of Administration
Information Technology Services Division (ITSD)
CORE - DPS IT Core**

Budget Unit 350023B

Bill Section 05.030

4. FINANCIAL HISTORY

	FY 2022	FY 2023	FY 2024	FY 2025
	Actual	Actual	Actual	Current Yr. as of 1/27/25
Appropriations (All Funds)	5,277,545	7,750,496	7,578,564	8,365,774
Less Reverted (All Funds)	(36,946)	(105,639)	(91,794)	(100,420)
Less Restricted (All Funds)*	0	0	0	0
Less Transfers Out	(223,155)	0	(557,000)	0
Plus Transfers In	182,962	5,651	5,000	0
Budget Authority (All Funds)	5,200,406	7,650,508	6,934,770	8,265,354
Actual Expenditures (all Fund)	2,688,478	4,980,405	4,694,591	N/A
Unexpended (All Funds)	2,511,928	2,670,103	2,240,180	N/A
Unexpended by Fund:				
General Revenue	88,959	1,074,110	386,353	N/A
Federal	94,929	48,670	48,670	N/A
Other	2,328,040	1,547,323	1,805,157	N/A



*Restricted amount is as of

Reverted includes the statutory three-percent reserve amount (when applicable).

Restricted includes any Governor's Expenditure Restrictions which remained at the end of the fiscal year (when applicable).

CORE DECISION ITEM

Office of Administration
 Information Technology Services Division (ITSD)
 CORE - DPS IT Core

Budget Unit 350023B

Bill Section 05.030

5. CORE RECONCILIATION DETAIL

	Budget Class	FTE	GR	FED	OTHER	TOTAL	Explanation
TAFP After VETOES							
	PS	16.67	1,312,424	1	510,448	1,822,873	
	EE	0.00	2,034,909	48,669	4,455,817	6,539,395	
	PD	0.00	1	0	3,505	3,506	
	TRF	0.00	0	0	0	0	
	Total	16.67	3,347,334	48,670	4,969,770	8,365,774	
One-Times							
	PS	0.00	0	0	0	0	
	EE	0.00	0	0	(298,063)	(298,063)	
	PD	0.00	0	0	0	0	
	TRF	0.00	0	0	0	0	
	Total	0.00	0	0	(298,063)	(298,063)	
FY 26 Beginning Core							
	PS	16.67	1,312,424	1	510,448	1,822,873	
	EE	0.00	2,034,909	48,669	4,157,754	6,241,332	
	PD	0.00	1	0	3,505	3,506	
	TRF	0.00	0	0	0	0	
	Total	16.67	3,347,334	48,670	4,671,707	8,067,711	
Department Request Adjustments							

CORE DECISION ITEM

Office of Administration
 Information Technology Services Division (ITSD)
 CORE - DPS IT Core

Budget Unit 350023B

Bill Section 05.030

	Budget Class	FTE	GR	FED	OTHER	TOTAL	Explanation
Net Department Request Adjustments		0.00	0	0	0	0	
Department Request Core							
	PS	16.67	1,312,424	1	510,448	1,822,873	
	EE	0.00	2,034,909	48,669	4,157,754	6,241,332	
	PD	0.00	1	0	3,505	3,506	
	TRF	0.00	0	0	0	0	
	Total	16.67	3,347,334	48,670	4,671,707	8,067,711	
Governor's Recommended Core							
	PS	16.67	1,312,424	1	510,448	1,822,873	
	EE	0.00	2,034,909	48,669	4,157,754	6,241,332	
	PD	0.00	1	0	3,505	3,506	
	TRF	0.00	0	0	0	0	
	Total	16.67	3,347,334	48,670	4,671,707	8,067,711	

CORE DECISION ITEM

**Office of Administration
Information Technology Services Division (ITSD)
CORE - DPS IT Core**

Budget Unit 350023B

Bill Section 05.030

Summary of the Core by Expenditure Types

Account	FY24 Budget		FY24 Actual		FY25 Budget		FY25 Actual as of 1/27/25		FY26 DTREQ		FY26 GVREC	FY26 GVREC
	Dollars	FTE	Dollars	FTE	Dollars	FTE	Dollars	FTE	Dollars	FTE	Dollars	FTE
Regular Wages	1,766,352	16.67	0	0.00	0	0.00	0	0.00	0	0.00	0	0.00
Leave Payouts	0	0.00	10,970	0.00	0	0.00	12,846	0.00	0	0.00	0	0.00
Benefit Eligible Wages	0	0.00	993,751	15.86	1,822,873	16.67	479,092	7.54	1,822,873	16.67	1,822,873	16.67
Planned Hourly Wages	0	0.00	17,593	0.25	0	0.00	6,646	0.09	0	0.00	0	0.00
Total PS	1,766,352	16.67	1,022,314	16.11	1,822,873	16.67	498,584	7.63	1,822,873	16.67	1,822,873	16.67
In State Travel	3,305	0.00	0	0.00	3,305	0.00	0	0.00	3,305	0.00	3,305	0.00
Fuel and Utilities	23	0.00	0	0.00	23	0.00	0	0.00	23	0.00	23	0.00
Supplies	50,879	0.00	268	0.00	50,879	0.00	0	0.00	50,879	0.00	50,879	0.00
Professional Development	15,826	0.00	0	0.00	23,251	0.00	0	0.00	15,826	0.00	15,826	0.00
Communications Services and Supplies	147,755	0.00	442,209	0.00	147,755	0.00	214,652	0.00	147,755	0.00	147,755	0.00
Professional Services	3,342,923	0.00	607,274	0.00	3,917,697	0.00	380,499	0.00	3,666,559	0.00	3,666,559	0.00
Housekeeping and Janitorial Services	9	0.00	0	0.00	9	0.00	0	0.00	9	0.00	9	0.00
Maintenance and Repair Services	464,078	0.00	993,087	0.00	1,087,568	0.00	520,517	0.00	1,048,068	0.00	1,048,068	0.00
Computer Equipment	1,728,085	0.00	1,608,242	0.00	1,253,085	0.00	515,855	0.00	1,253,085	0.00	1,253,085	0.00
Office Equipment Expenses	112	0.00	0	0.00	112	0.00	0	0.00	112	0.00	112	0.00
Other Equipment	55,701	0.00	21,196	0.00	55,701	0.00	19,538	0.00	55,701	0.00	55,701	0.00
Building Lease Payments Operating	1	0.00	0	0.00	1	0.00	0	0.00	1	0.00	1	0.00
Equipment Lease Payments	9	0.00	0	0.00	9	0.00	0	0.00	9	0.00	9	0.00
Total EE	5,808,706	0.00	3,672,276	0.00	6,539,395	0.00	1,651,061	0.00	6,241,332	0.00	6,241,332	0.00
Debt Service Expenses	3,506	0.00	0	0.00	3,506	0.00	0	0.00	3,506	0.00	3,506	0.00
Total PSD	3,506	0.00	0	0.00	3,506	0.00	0	0.00	3,506	0.00	3,506	0.00

CORE DECISION ITEM

Office of Administration
 Information Technology Services Division (ITSD)
 CORE - DPS IT Core

Budget Unit 350023B

Bill Section 05.030

Account	FY24 Budget		FY24 Actual		FY25 Budget		FY25 Actual as of 1/27/25		FY26 DTREQ		FY26 GVREC	FY26 GVREC
	Dollars	FTE	Dollars	FTE	Dollars	FTE	Dollars	FTE	Dollars	FTE	Dollars	FTE
Grand Total	7,578,564	16.67	4,694,591	16.11	8,365,774	16.67	2,149,645	7.63	8,067,711	16.67	8,067,711	16.67

NEW DECISION ITEM

RANK: OF

**Office of Administration
Information Technology Services Division
MVC - Nurse Call System
DI# NOP.GV.087**

Budget Unit 350023B

Bill Section 5.030

1. AMOUNT OF REQUEST

	FY 2026 Department Request			
	GR	Federal	Other	Total
PS	0	0	0	0
EE	0	0	0	0
PSD	0	0	0	0
TRF	0	0	0	0
Total	0	0	0	0
FTE	0.00	0.00	0.00	0.00
Est. Fringe	0	0	0	0

Note: Fringes budgeted in Appropriation Bill 5 except for certain fringes budgeted directly to MoDOT, Highway Patrol, and Conservation.

	FY 2026 Governor's Recommended			
	GR	Federal	Other	Total
PS	0	0	0	0
EE	0	0	354,900	354,900
PSD	0	0	0	0
TRF	0	0	0	0
Total	0	0	354,900	354,900
FTE	0.00	0.00	0.00	0.00
Est. Fringe	0	0	0	0

Note: Fringes budgeted in Appropriation Bill 5 except for certain fringes budgeted directly to MoDOT, Highway Patrol, and Conservation.

Other Funds: 1460:Missouri Veterans Homes Fund

2. THIS REQUEST CAN BE CATEGORIZED AS:

Equipment Replacement

3. WHY IS THIS FUNDING NEEDED? PROVIDE AN EXPLANATION FOR ITEMS CHECKED IN #2. INCLUDE THE FEDERAL OR STATE STATUTORY OR CONSTITUTIONAL AUTHORIZATION FOR THIS PROGRAM.

Missouri Veterans Commission (MVC) runs seven skilled Veterans Homes which are required under 38 CFR 51.200(f) to "have and maintain a resident call system. The nurse's station must be equipped to receive resident calls through a communication system from resident rooms and toilet and bathing facilities." MVC's current nurse call systems are approaching or have surpassed their full life cycle and need replaced. Some system parts are no longer available to purchase in order to fix/replace broken components. This is leading to several cases of documented malfunctioning.

4. DESCRIBE THE DETAILED ASSUMPTIONS USED TO DERIVE THE SPECIFIC REQUESTED AMOUNT. (How did you determine that the requested number of FTE were

NEW DECISION ITEM

RANK: OF

**Office of Administration
Information Technology Services Division
MVC - Nurse Call System
DI# NOP.GV.087**

Budget Unit 350023B

Bill Section 5.030

appropriate? From what source or standard did you derive the requested levels of funding? Were alternatives such as outsourcing or automation considered? If based on new legislation, does request tie to TAFP fiscal note? If not, explain why. Detail which portions of the request are one-times and how those amounts were calculated.)

There are seven Veterans Homes run by MVC. Below is the cost breakdown per home to install and maintain the new nurse call system.

\$18,000 per facility for software. Related hardware will be purchased and installed by FMDC from the Capital Improvements budget. Software costs will be annual and ongoing.

Training on how to use the software and new equipment will be necessary for all staff within the seven Veterans Homes. The estimated cost of training is \$228,900 and will be one time.

5. BREAK DOWN THE REQUEST BY BUDGET ACCOUNT CLASS, JOB CLASS, AND FUND SOURCE. IDENTIFY ONE-TIME COSTS.

Budget Account Class/Job Class	DTREQ GR DOLLAR	DTREQ GR FTE	DTREQ FED DOLLAR	DTREQ FED FTE	DTREQ OTHER DOLLAR	DTREQ OTHER FTE	DTREQ TOTAL DOLLAR	DTREQ TOTAL FTE	DTREQ One-Time DOLLARS
Total PS	0	0.00	0	0.00	0	0.00	0	0.00	0
Total EE	0		0		0		0		0
Total PSD	0		0		0		0		0
Total TRF	0		0		0		0		0
Grand Total	0	0.00	0	0.00	0	0.00	0	0.00	0

Budget Account Class/Job Class	GVREC GR DOLLAR	GVREC GR FTE	GVREC FED DOLLAR	GVREC FED FTE	GVREC OTHER DOLLAR	GVREC OTHER FTE	GVREC TOTAL DOLLAR	GVREC TOTAL FTE	GVREC One-Time DOLLARS
Total PS	0	0.00	0	0.00	0	0.00	0	0.00	0
632ZZZZ:Professional Development	0		0		228,900		228,900		228,900
643ZZZZ:Maintenance and Repair Services	0		0		126,000		126,000		0
Total EE	0		0		354,900		354,900		228,900
Total PSD	0		0		0		0		0

NEW DECISION ITEM

RANK: OF

**Office of Administration
Information Technology Services Division
MVC - Nurse Call System
DI# NOP.GV.087**

Budget Unit 350023B

Bill Section 5.030

Budget Account Class/Job Class	GVREC GR DOLLAR	GVREC GR FTE	GVREC FED DOLLAR	GVREC FED FTE	GVREC OTHER DOLLAR	GVREC OTHER FTE	GVREC TOTAL DOLLAR	GVREC TOTAL FTE	GVREC One-Time DOLLARS
Total TRF	0		0		0		0		0
Grand Total	0	0.00	0	0.00	354,900	0.00	354,900	0.00	228,900

NEW DECISION ITEM

RANK: OF

Office of Administration
 Information Technology Services Division
 MVC Health Records System
 DI# NOP.GV.090

Budget Unit 350023B

Bill Section 5.030

1. AMOUNT OF REQUEST

	FY 2026 Department Request			
	GR	Federal	Other	Total
PS	0	0	0	0
EE	0	0	0	0
PSD	0	0	0	0
TRF	0	0	0	0
Total	0	0	0	0
FTE	0.00	0.00	0.00	0.00
Est. Fringe	0	0	0	0

Note: Fringes budgeted in Appropriation Bill 5 except for certain fringes budgeted directly to MoDOT, Highway Patrol, and Conservation.

	FY 2026 Governor's Recommended			
	GR	Federal	Other	Total
PS	0	0	0	0
EE	0	0	1,427,739	1,427,739
PSD	0	0	0	0
TRF	0	0	0	0
Total	0	0	1,427,739	1,427,739
FTE	0.00	0.00	0.00	0.00
Est. Fringe	0	0	0	0

Note: Fringes budgeted in Appropriation Bill 5 except for certain fringes budgeted directly to MoDOT, Highway Patrol, and Conservation.

Other Funds: 1460:Missouri Veterans Homes Fund

2. THIS REQUEST CAN BE CATEGORIZED AS:

Equipment Replacement

3. WHY IS THIS FUNDING NEEDED? PROVIDE AN EXPLANATION FOR ITEMS CHECKED IN #2. INCLUDE THE FEDERAL OR STATE STATUTORY OR CONSTITUTIONAL AUTHORIZATION FOR THIS PROGRAM.

NEW DECISION ITEM

RANK: OF

**Office of Administration
Information Technology Services Division
MVC Health Records System
DI# NOP.GV.090**

Budget Unit 350023B

Bill Section 5.030

The current Electronic Health Records tool contract expires in September 2026. MVC must re-bid the Electronic Health Record system to continue to provide and manage high-quality care to Missouri's Veterans while decreasing costs and inefficiencies. The product should be cloud-based and have emergency backup servers. MVC reviewed options among State Veterans Homes across the nation and received business needs as well as possible vendor options for use within their skilled nursing settings. Many of the provided vendors are also utilized in private nursing homes in Missouri.

MVC anticipates rebidding and awarding the vendor through the Request for Proposal (RFP) process. The solution MVC will acquire is a commercial off-the-shelf (COTS) product designed for the skilled nursing care sector.

4. DESCRIBE THE DETAILED ASSUMPTIONS USED TO DERIVE THE SPECIFIC REQUESTED AMOUNT. (How did you determine that the requested number of FTE were appropriate? From what source or standard did you derive the requested levels of funding? Were alternatives such as outsourcing or automation considered? If based on new legislation, does request tie to TAFP fiscal note? If not, explain why. Detail which portions of the request are one-times and how those amounts were calculated.)

The Missouri Veterans Homes have been utilizing an active NASPO contract for a transitional E.H.R system, due to its previous E.H.R becoming antiquated with the discontinuation of MS Silverlight. This caused the inability to go to the market for bid, due to the lack of time for bidding and implementation before the expiration of services. The NASPO contract does not currently allow MVC to properly performance manage the current E.H.R vendor, who was at the onset of implementation, an acute setting electronic health record (hospital based). Workarounds have been given in many instances rather than full solutions. This causes our health records to be slow for staff to use and require duplicate entry of information and medication administration errors due to slow usage of the MAR/TAR. It also causes plans of care to show outdated information. These issues then lead to quality management issues and make it incredibly difficult for MVC to provide safe and effective care to our Veterans.

Estimated costs broken down by year:

FY25: \$356,934.21

FY26: \$1,070,804.52

FY27: \$178,467.40

5. BREAK DOWN THE REQUEST BY BUDGET ACCOUNT CLASS, JOB CLASS, AND FUND SOURCE. IDENTIFY ONE-TIME COSTS.

Budget Account Class/Job Class	DTREQ GR DOLLAR	DTREQ GR FTE	DTREQ FED DOLLAR	DTREQ FED FTE	DTREQ OTHER DOLLAR	DTREQ OTHER FTE	DTREQ TOTAL DOLLAR	DTREQ TOTAL FTE	DTREQ One-Time DOLLARS
Total PS	0	0.00	0	0.00	0	0.00	0	0.00	0
Total EE	0		0		0		0		0
Total PSD	0		0		0		0		0
Total TRF	0		0		0		0		0

NEW DECISION ITEM

RANK: OF

Office of Administration
 Information Technology Services Division
 MVC Health Records System
 DI# NOP.GV.090

Budget Unit 350023B

Bill Section 5.030

Budget Account Class/Job Class	DTREQ GR DOLLAR	DTREQ GR FTE	DTREQ FED DOLLAR	DTREQ FED FTE	DTREQ OTHER DOLLAR	DTREQ OTHER FTE	DTREQ TOTAL DOLLAR	DTREQ TOTAL FTE	DTREQ One-Time DOLLARS
Grand Total	0	0.00	0	0.00	0	0.00	0	0.00	0
Budget Account Class/Job Class	GVREC GR DOLLAR	GVREC GR FTE	GVREC FED DOLLAR	GVREC FED FTE	GVREC OTHER DOLLAR	GVREC OTHER FTE	GVREC TOTAL DOLLAR	GVREC TOTAL FTE	GVREC One-Time DOLLARS
Total PS	0	0.00	0	0.00	0	0.00	0	0.00	0
632ZZZZ:Professional Development	0		0		825,384		825,384		0
643ZZZZ:Maintenance and Repair Services	0		0		602,355		602,355		0
Total EE	0		0		1,427,739		1,427,739		0
Total PSD	0		0		0		0		0
Total TRF	0		0		0		0		0
Grand Total	0	0.00	0	0.00	1,427,739	0.00	1,427,739	0.00	0

CORE DECISION ITEM

Office of Administration
 Information Technology Services Division (ITSD)
 CORE - DOC IT Core

Budget Unit 350024B
 Bill Section 05.030

1. CORE FINANCIAL SUMMARY

	FY 2026 Department Request			
	GR	Federal	Other	Total
PS	2,896,811	7,638	86,925	2,991,374
EE	8,577,734	1	190,589	8,768,324
PSD	1	0	0	1
TRF	0	0	0	0
Total	11,474,546	7,639	277,514	11,759,699
FTE	15.46	0.00	1.00	16.46
Est. Fringe	1,304,014	2,826	47,181	1,354,021

Note: Fringes budgeted in Appropriation Bill 5 except for certain fringes budgeted directly to MoDOT, Highway Patrol, and Conservation.

Federal Funds: 1165:OA Information Technology Federal and Other
 Other Funds: 1510:Working Capital Revolving Fund
 1540:Inmate Fund

	FY 2026 Governor's Recommended			
	GR	Federal	Other	Total
PS	2,896,811	7,638	86,925	2,991,374
EE	8,577,734	1	190,589	8,768,324
PSD	1	0	0	1
TRF	0	0	0	0
Total	11,474,546	7,639	277,514	11,759,699
FTE	15.46	0.00	1.00	16.46
Est. Fringe	1,304,014	2,826	47,181	1,354,021

Note: Fringes budgeted in Appropriation Bill 5 except for certain fringes budgeted directly to MoDOT, Highway Patrol, and Conservation.

Federal Funds: 1165:OA Information Technology Federal and Other
 Other Funds: 1510:Working Capital Revolving Fund
 1540:Inmate Fund

2. CORE DESCRIPTION

This core requests funding for all IT expenditures specific to the Department of Corrections (DOC), including new IT hardware and software, hardware maintenance, annual software licensing, State Data Center and telecommunications/network charges, and application development.

3. PROGRAM LISTING (list programs included in this core funding)

DOC IT Core

CORE DECISION ITEM


**Office of Administration
Information Technology Services Division (ITSD)
CORE - DOC IT Core**

Budget Unit 350024B

Bill Section 05.030

4. FINANCIAL HISTORY

	FY 2022	FY 2023	FY 2024	FY 2025
	Actual	Actual	Actual	Current Yr. as of 1/27/25
Appropriations (All Funds)	11,132,183	11,296,520	8,580,166	11,759,699
Less Reverted (All Funds)	(326,086)	(330,772)	(248,939)	(344,236)
Less Restricted (All Funds)*	0	0	0	0
Less Transfers Out	(384,181)	(565,373)	(115,000)	(500)
Plus Transfers In	1,802,324	0	1,702,238	0
Budget Authority (All Funds)	12,224,240	10,400,375	9,918,465	11,414,963
Actual Expenditures (all Fund)	11,910,959	9,418,711	9,711,049	N/A
Unexpended (All Funds)	313,281	981,664	207,416	N/A
Unexpended by Fund:				
General Revenue	199,440	893,726	158,511	N/A
Federal	12,070	3,085	7,402	N/A
Other	101,771	84,853	41,503	N/A



*Restricted amount is as of

Reverted includes the statutory three-percent reserve amount (when applicable).

Restricted includes any Governor's Expenditure Restrictions which remained at the end of the fiscal year (when applicable).

CORE DECISION ITEM

Office of Administration
 Information Technology Services Division (ITSD)
 CORE - DOC IT Core

Budget Unit 350024B

Bill Section 05.030

5. CORE RECONCILIATION DETAIL

	Budget Class	FTE	GR	FED	OTHER	TOTAL	Explanation
TAFP After VETOES							
	PS	16.46	2,896,811	7,638	86,925	2,991,374	
	EE	0.00	8,577,734	1	190,589	8,768,324	
	PD	0.00	1	0	0	1	
	TRF	0.00	0	0	0	0	
	Total	16.46	11,474,546	7,639	277,514	11,759,699	
One-Times							
	PS	0.00	0	0	0	0	
	EE	0.00	0	0	0	0	
	PD	0.00	0	0	0	0	
	TRF	0.00	0	0	0	0	
	Total	0.00	0	0	0	0	
FY 26 Beginning Core							
	PS	16.46	2,896,811	7,638	86,925	2,991,374	
	EE	0.00	8,577,734	1	190,589	8,768,324	
	PD	0.00	1	0	0	1	
	TRF	0.00	0	0	0	0	
	Total	16.46	11,474,546	7,639	277,514	11,759,699	
Department Request Adjustments							

CORE DECISION ITEM

Office of Administration
 Information Technology Services Division (ITSD)
 CORE - DOC IT Core

Budget Unit 350024B

Bill Section 05.030

	Budget Class	FTE	GR	FED	OTHER	TOTAL	Explanation
Net Department Request Adjustments		0.00	0	0	0	0	
Department Request Core							
	PS	16.46	2,896,811	7,638	86,925	2,991,374	
	EE	0.00	8,577,734	1	190,589	8,768,324	
	PD	0.00	1	0	0	1	
	TRF	0.00	0	0	0	0	
	Total	16.46	11,474,546	7,639	277,514	11,759,699	
Governor's Recommended Core							
	PS	16.46	2,896,811	7,638	86,925	2,991,374	
	EE	0.00	8,577,734	1	190,589	8,768,324	
	PD	0.00	1	0	0	1	
	TRF	0.00	0	0	0	0	
	Total	16.46	11,474,546	7,639	277,514	11,759,699	

CORE DECISION ITEM

**Office of Administration
Information Technology Services Division (ITSD)
CORE - DOC IT Core**

Budget Unit 350024B

Bill Section 05.030

Summary of the Core by Expenditure Types

Account	FY24 Budget		FY24 Actual		FY25 Budget		FY25 Actual as of 1/27/25		FY26 DTREQ		FY26 GVREC	FY26 GVREC
	Dollars	FTE	Dollars	FTE	Dollars	FTE	Dollars	FTE	Dollars	FTE	Dollars	FTE
Regular Wages	2,898,618	16.46	0	0.00	0	0.00	0	0.00	0	0.00	0	0.00
Leave Payouts	0	0.00	2,054	0.00	0	0.00	5,369	0.00	0	0.00	0	0.00
Benefit Eligible Wages	0	0.00	2,664,855	42.47	2,991,374	16.46	1,229,239	19.53	2,991,374	16.46	2,991,374	16.46
Planned Hourly Wages	0	0.00	25,500	0.42	0	0.00	25,197	0.42	0	0.00	0	0.00
Total PS	2,898,618	16.46	2,692,409	42.89	2,991,374	16.46	1,259,805	19.95	2,991,374	16.46	2,991,374	16.46
In State Travel	1,579	0.00	294	0.00	1,579	0.00	0	0.00	1,579	0.00	1,579	0.00
Out of State Travel	0	0.00	408	0.00	0	0.00	0	0.00	0	0.00	0	0.00
Supplies	381	0.00	539	0.00	381	0.00	35	0.00	381	0.00	381	0.00
Professional Development	1	0.00	0	0.00	1	0.00	0	0.00	1	0.00	1	0.00
Communications Services and Supplies	1	0.00	1,913,295	0.00	1	0.00	1,108,862	0.00	1	0.00	1	0.00
Professional Services	1,547,120	0.00	2,366,061	0.00	1,547,120	0.00	1,270,182	0.00	1,547,120	0.00	1,547,120	0.00
Maintenance and Repair Services	101,263	0.00	1,709,250	0.00	3,188,040	0.00	289,768	0.00	3,188,040	0.00	3,188,040	0.00
Computer Equipment	4,031,199	0.00	935,629	0.00	4,031,199	0.00	153,690	0.00	4,031,199	0.00	4,031,199	0.00
Office Equipment Expenses	1	0.00	0	0.00	1	0.00	0	0.00	1	0.00	1	0.00
Other Equipment	1	0.00	92,321	0.00	1	0.00	80,843	0.00	1	0.00	1	0.00
Miscellaneous Expenses	1	0.00	0	0.00	1	0.00	0	0.00	1	0.00	1	0.00
Total EE	5,681,547	0.00	7,017,797	0.00	8,768,324	0.00	2,903,379	0.00	8,768,324	0.00	8,768,324	0.00
Debt Service Expenses	1	0.00	843	0.00	1	0.00	0	0.00	1	0.00	1	0.00
Total PSD	1	0.00	843	0.00	1	0.00	0	0.00	1	0.00	1	0.00

CORE DECISION ITEM

Office of Administration
 Information Technology Services Division (ITSD)
 CORE - DOC IT Core

Budget Unit 350024B

Bill Section 05.030

Account	FY24 Budget		FY24 Actual		FY25 Budget		FY25 Actual as of 1/27/25		FY26 DTREQ		FY26 GVREC	FY26 GVREC
	Dollars	FTE	Dollars	FTE	Dollars	FTE	Dollars	FTE	Dollars	FTE	Dollars	FTE
Grand Total	8,580,166	16.46	9,711,049	42.89	11,759,699	16.46	4,163,184	19.95	11,759,699	16.46	11,759,699	16.46

CORE DECISION ITEM

**Office of Administration
Information Technology Services Division (ITSD)
CORE - DHSS IT Core**

Budget Unit 350025B

Bill Section 05.030

1. CORE FINANCIAL SUMMARY

	FY 2026 Department Request			
	GR	Federal	Other	Total
PS	2,311,255	2,508,518	716,812	5,536,585
EE	1,202,476	20,267,366	1,908,941	23,378,783
PSD	1	2,500	229,997	232,498
TRF	0	0	0	0
Total	3,513,732	22,778,384	2,855,750	29,147,866

FTE	23.39	28.86	9.65	61.90
------------	--------------	--------------	-------------	--------------

Est. Fringe	1,206,459	1,361,600	410,154	2,978,213
--------------------	-----------	-----------	---------	-----------

Note: Fringes budgeted in Appropriation Bill 5 except for certain fringes budgeted directly to MoDOT, Highway Patrol, and Conservation.

Federal Funds: 1165:OA Information Technology Federal and Other
2350:Department of Health and Senior Services Federal Sti
2457:Department of Health and Senior Services Federal Sti

Other Funds: Various Funds

	FY 2026 Governor's Recommended			
	GR	Federal	Other	Total
PS	2,311,255	2,508,518	716,812	5,536,585
EE	1,202,476	20,267,366	1,908,941	23,378,783
PSD	1	2,500	229,997	232,498
TRF	0	0	0	0
Total	3,513,732	22,778,384	2,855,750	29,147,866

FTE	23.39	28.86	9.65	61.90
------------	--------------	--------------	-------------	--------------

Est. Fringe	1,206,459	1,361,600	410,154	2,978,213
--------------------	-----------	-----------	---------	-----------

Note: Fringes budgeted in Appropriation Bill 5 except for certain fringes budgeted directly to MoDOT, Highway Patrol, and Conservation.

Federal Funds: 1165:OA Information Technology Federal and Other
2350:Department of Health and Senior Services Federal Sti
2457:Department of Health and Senior Services Federal Sti

Other Funds: Various Funds

2. CORE DESCRIPTION

This core requests funding for all IT expenditures specific to the Department of Health and Senior Services (DHSS), including new IT hardware and software, hardware maintenance, annual software licensing, State Data Center and telecommunications/network charges, and application development.

3. PROGRAM LISTING (list programs included in this core funding)

DHSS IT Core

CORE DECISION ITEM

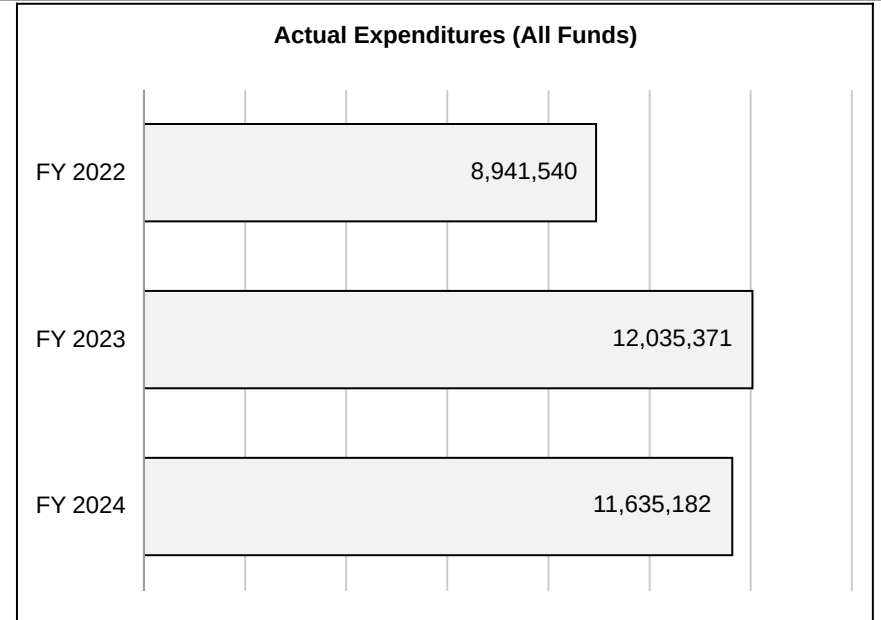
**Office of Administration
Information Technology Services Division (ITSD)
CORE - DHSS IT Core**

Budget Unit 350025B

Bill Section 05.030

4. FINANCIAL HISTORY

	FY 2022	FY 2023	FY 2024	FY 2025
	Actual	Actual	Actual	Current Yr. as of 1/27/25
Appropriations (All Funds)	32,665,263	32,187,857	32,650,220	33,547,866
Less Reverted (All Funds)	(72,413)	(76,109)	(81,270)	(107,533)
Less Restricted (All Funds)*	0	0	0	0
Less Transfers Out	(395,306)	(4,631,200)	(420,000)	(100,000)
Plus Transfers In	212,291	207,484	271,000	0
Budget Authority (All Funds)	32,409,835	27,688,032	32,419,950	33,340,333
Actual Expenditures (all Fund)	8,941,540	12,035,371	11,635,182	N/A
Unexpended (All Funds)	23,468,295	15,652,661	20,784,768	N/A
Unexpended by Fund:				
General Revenue	27,152	88,944	43,567	N/A
Federal	22,192,068	14,425,046	19,432,454	N/A
Other	1,249,075	1,138,670	1,308,748	N/A



*Restricted amount is as of

Reverted includes the statutory three-percent reserve amount (when applicable).

Restricted includes any Governor's Expenditure Restrictions which remained at the end of the fiscal year (when applicable).

CORE DECISION ITEM

Office of Administration
 Information Technology Services Division (ITSD)
 CORE - DHSS IT Core

Budget Unit 350025B

Bill Section 05.030

5. CORE RECONCILIATION DETAIL

	Budget Class	FTE	GR	FED	OTHER	TOTAL	Explanation
TAFP After VETOES							
	PS	61.90	2,311,255	2,908,518	716,812	5,936,585	
	EE	0.00	1,202,476	24,267,366	1,908,941	27,378,783	
	PD	0.00	1	2,500	229,997	232,498	
	TRF	0.00	0	0	0	0	
	Total	61.90	3,513,732	27,178,384	2,855,750	33,547,866	
One-Times							
	PS	0.00	0	0	0	0	
	EE	0.00	0	0	0	0	
	PD	0.00	0	0	0	0	
	TRF	0.00	0	0	0	0	
	Total	0.00	0	0	0	0	
FY 26 Beginning Core							
	PS	61.90	2,311,255	2,908,518	716,812	5,936,585	
	EE	0.00	1,202,476	24,267,366	1,908,941	27,378,783	
	PD	0.00	1	2,500	229,997	232,498	
	TRF	0.00	0	0	0	0	
	Total	61.90	3,513,732	27,178,384	2,855,750	33,547,866	
Department Request Adjustments							

CORE DECISION ITEM

**Office of Administration
Information Technology Services Division (ITSD)
CORE - DHSS IT Core**

Budget Unit 350025B

Bill Section 05.030

			Budget Class	FTE	GR	FED	OTHER	TOTAL	Explanation
Core Reallocation	CRA.35B.004	13846	PS	0.00	0	(400,000)	0	(400,000)	DESE federal PS funds have required flex for the past two years. An adjustment of 400,000 in federal authority should prevent the need for flexing in the future. Application Developer time coding is attributed to the increased federal spending for DESE.
Core Reallocation	CRA.35B.001	13847	EE	0.00	0	(4,000,000)	0	(4,000,000)	DMH federal EE spending was evaluated for the past four years. ITSD flexed into DMH's EE appropriation in all four years. In FY24, the flex amount totaled \$2.2 million dollars. An increase to this appropriation authority will help reduce the need for future flex. The shortfalls were primarily the result of increases in equipment costs, software and contracting. Due to expiring grants, DOLIR requires an appropriation increase in federal fund 0165 to utilize their UI Base Grant. This grant will cover the UI Interact ongoing charges. Prior grant funding was not housed in fund 0165.
Net Department Request Adjustments				0.00	0	(4,400,000)	0	(4,400,000)	
Department Request Core									
			PS	61.90	2,311,255	2,508,518	716,812	5,536,585	
			EE	0.00	1,202,476	20,267,366	1,908,941	23,378,783	
			PD	0.00	1	2,500	229,997	232,498	
			TRF	0.00	0	0	0	0	
			Total	61.90	3,513,732	22,778,384	2,855,750	29,147,866	
Governor's Recommended Core									
			PS	61.90	2,311,255	2,508,518	716,812	5,536,585	

CORE DECISION ITEM

**Office of Administration
Information Technology Services Division (ITSD)
CORE - DHSS IT Core**

Budget Unit 350025B

Bill Section 05.030

EE	0.00	1,202,476	20,267,366	1,908,941	23,378,783
PD	0.00	1	2,500	229,997	232,498
TRF	0.00	0	0	0	0
Total	61.90	3,513,732	22,778,384	2,855,750	29,147,866

CORE DECISION ITEM

**Office of Administration
Information Technology Services Division (ITSD)
CORE - DHSS IT Core**

Budget Unit 350025B

Bill Section 05.030

Summary of the Core by Expenditure Types

Account	FY24 Budget		FY24 Actual		FY25 Budget		FY25 Actual as of 1/27/25		FY26 DTREQ		FY26 GVREC	FY26 GVREC
	Dollars	FTE	Dollars	FTE	Dollars	FTE	Dollars	FTE	Dollars	FTE	Dollars	FTE
Regular Wages	5,752,503	61.90	0	0.00	0	0.00	0	0.00	0	0.00	0	0.00
Leave Payouts	0	0.00	62,540	0.00	0	0.00	0	0.00	0	0.00	0	0.00
Benefit Eligible Wages	0	0.00	3,516,415	53.55	5,936,585	61.90	1,907,237	28.51	5,536,585	61.90	5,536,585	61.90
Planned Hourly Wages	0	0.00	109,612	1.55	0	0.00	60,402	0.85	0	0.00	0	0.00
Total PS	5,752,503	61.90	3,688,566	55.09	5,936,585	61.90	1,967,640	29.35	5,536,585	61.90	5,536,585	61.90
In State Travel	8,579	0.00	0	0.00	8,579	0.00	0	0.00	8,579	0.00	8,579	0.00
Out of State Travel	2,682	0.00	0	0.00	2,682	0.00	0	0.00	2,682	0.00	2,682	0.00
Supplies	24,502	0.00	2,868	0.00	24,502	0.00	0	0.00	24,502	0.00	24,502	0.00
Professional Development	977	0.00	0	0.00	977	0.00	0	0.00	977	0.00	977	0.00
Communications Services and Supplies	200,014	0.00	660,059	0.00	200,014	0.00	271,759	0.00	200,014	0.00	200,014	0.00
Professional Services	22,929,809	0.00	2,956,809	0.00	22,929,809	0.00	637,063	0.00	18,929,809	0.00	18,929,809	0.00
Maintenance and Repair Services	1,605,646	0.00	2,245,642	0.00	2,319,210	0.00	1,179,064	0.00	2,319,210	0.00	2,319,210	0.00
Computer Equipment	1,582,188	0.00	1,787,232	0.00	1,582,188	0.00	269,893	0.00	1,582,188	0.00	1,582,188	0.00
Office Equipment Expenses	14,550	0.00	0	0.00	14,550	0.00	0	0.00	14,550	0.00	14,550	0.00
Other Equipment	290,102	0.00	198,950	0.00	290,102	0.00	123,915	0.00	290,102	0.00	290,102	0.00
Equipment Lease Payments	5,970	0.00	0	0.00	5,970	0.00	0	0.00	5,970	0.00	5,970	0.00
Miscellaneous Expenses	200	0.00	52	0.00	200	0.00	0	0.00	200	0.00	200	0.00
Total EE	26,665,219	0.00	7,851,613	0.00	27,378,783	0.00	2,481,694	0.00	23,378,783	0.00	23,378,783	0.00
Debt Service Expenses	2,502	0.00	1,288	0.00	2,502	0.00	0	0.00	2,502	0.00	2,502	0.00
Program Disbursements	229,996	0.00	93,715	0.00	229,996	0.00	115,048	0.00	229,996	0.00	229,996	0.00
Total PSD	232,498	0.00	95,003	0.00	232,498	0.00	115,048	0.00	232,498	0.00	232,498	0.00

CORE DECISION ITEM

Office of Administration
 Information Technology Services Division (ITSD)
 CORE - DHSS IT Core

Budget Unit 350025B

Bill Section 05.030

Account	FY24 Budget		FY24 Actual		FY25 Budget		FY25 Actual as of 1/27/25		FY26 DTREQ		FY26 GVREC	FY26 GVREC
	Dollars	FTE	Dollars	FTE	Dollars	FTE	Dollars	FTE	Dollars	FTE	Dollars	FTE
Grand Total	32,650,220	61.90	11,635,182	55.09	33,547,866	61.90	4,564,382	29.35	29,147,866	61.90	29,147,866	61.90

CORE DECISION ITEM

Office of Administration
 Information Technology Services Division (ITSD)
 CORE - DMH IT Core

Budget Unit 350026B
 Bill Section 05.030

1. CORE FINANCIAL SUMMARY

	FY 2026 Department Request			
	GR	Federal	Other	Total
PS	6,481,957	56,592	0	6,538,549
EE	4,779,851	5,667,467	0	10,447,318
PSD	0	1	0	1
TRF	0	0	0	0
Total	11,261,808	5,724,060	0	16,985,868

FTE **34.92** **0.50** **0.00** **35.42**

Est. Fringe	2,922,788	28,449	0	2,951,236
--------------------	-----------	--------	---	-----------

Note: Fringes budgeted in Appropriation Bill 5 except for certain fringes budgeted directly to MoDOT, Highway Patrol, and Conservation.

Federal Funds: 1165:OA Information Technology Federal and Other

	FY 2026 Governor's Recommended			
	GR	Federal	Other	Total
PS	6,481,957	56,592	0	6,538,549
EE	4,779,851	5,667,467	0	10,447,318
PSD	0	1	0	1
TRF	0	0	0	0
Total	11,261,808	5,724,060	0	16,985,868

FTE **34.92** **0.50** **0.00** **35.42**

Est. Fringe	2,922,788	28,449	0	2,951,236
--------------------	-----------	--------	---	-----------

Note: Fringes budgeted in Appropriation Bill 5 except for certain fringes budgeted directly to MoDOT, Highway Patrol, and Conservation.

Federal Funds: 1165:OA Information Technology Federal and Other

2. CORE DESCRIPTION

This core requests funding for all IT expenditures specific to the Department of Mental Health (DMH), including new IT hardware and software, hardware maintenance, annual software licensing, State Data Center and telecommunications/network charges, and application development.

3. PROGRAM LISTING (list programs included in this core funding)

DMH IT Core

CORE DECISION ITEM


**Office of Administration
Information Technology Services Division (ITSD)
CORE - DMH IT Core**

Budget Unit 350026B

Bill Section 05.030

4. FINANCIAL HISTORY

	FY 2022	FY 2023	FY 2024	FY 2025
	Actual	Actual	Actual	Current Yr. as of 1/27/25
Appropriations (All Funds)	12,172,303	12,444,268	12,951,088	14,985,868
Less Reverted (All Funds)	(162,452)	(261,799)	(276,863)	(337,855)
Less Restricted (All Funds)*	0	0	0	0
Less Transfers Out	(463,677)	(150,000)	(140,500)	0
Plus Transfers In	523,269	1,197,104	2,658,703	0
Budget Authority (All Funds)	12,069,443	13,229,573	15,192,428	14,648,013
Actual Expenditures (all Fund)	11,680,645	12,633,098	14,550,891	N/A
Unexpended (All Funds)	388,798	596,475	641,537	N/A
Unexpended by Fund:				
General Revenue	40,302	368,846	180,413	N/A
Federal	348,496	227,630	461,124	N/A
Other	0	0	0	N/A



*Restricted amount is as of

Reverted includes the statutory three-percent reserve amount (when applicable).

Restricted includes any Governor's Expenditure Restrictions which remained at the end of the fiscal year (when applicable).

CORE DECISION ITEM

Office of Administration
 Information Technology Services Division (ITSD)
 CORE - DMH IT Core

Budget Unit 350026B

Bill Section 05.030

5. CORE RECONCILIATION DETAIL

	Budget Class	FTE	GR	FED	OTHER	TOTAL	Explanation
TAFP After VETOES							
	PS	35.42	6,481,957	56,592	0	6,538,549	
	EE	0.00	4,779,851	3,667,467	0	8,447,318	
	PD	0.00	0	1	0	1	
	TRF	0.00	0	0	0	0	
	Total	35.42	11,261,808	3,724,060	0	14,985,868	
One-Times							
	PS	0.00	0	0	0	0	
	EE	0.00	0	0	0	0	
	PD	0.00	0	0	0	0	
	TRF	0.00	0	0	0	0	
	Total	0.00	0	0	0	0	
FY 26 Beginning Core							
	PS	35.42	6,481,957	56,592	0	6,538,549	
	EE	0.00	4,779,851	3,667,467	0	8,447,318	
	PD	0.00	0	1	0	1	
	TRF	0.00	0	0	0	0	
	Total	35.42	11,261,808	3,724,060	0	14,985,868	
Department Request Adjustments							

CORE DECISION ITEM

Office of Administration
 Information Technology Services Division (ITSD)
 CORE - DMH IT Core

Budget Unit 350026B

Bill Section 05.030

			Budget Class	FTE	GR	FED	OTHER	TOTAL	Explanation
Core Reallocation	CRA.35B.001	13845	EE	0.00	0	2,000,000	0	2,000,000	DMH federal EE spending was evaluated for the past four years. ITSD flexed into DMH's EE appropriation in all four years. In FY24, the flex amount totaled \$2.2 million dollars. An increase to this appropriation authority will help reduce the need for future flex. The shortfalls were primarily the result of increases in equipment costs, software and contracting. Due to expiring grants, DOLIR requires an appropriation increase in federal fund 0165 to utilize their UI Base Grant. This grant will cover the UI Interact ongoing charges. Prior grant funding was not housed in fund 0165.
Net Department Request Adjustments				0.00	0	2,000,000	0	2,000,000	
Department Request Core									
			PS	35.42	6,481,957	56,592	0	6,538,549	
			EE	0.00	4,779,851	5,667,467	0	10,447,318	
			PD	0.00	0	1	0	1	
			TRF	0.00	0	0	0	0	
			Total	35.42	11,261,808	5,724,060	0	16,985,868	
Governor's Recommended Core									
			PS	35.42	6,481,957	56,592	0	6,538,549	
			EE	0.00	4,779,851	5,667,467	0	10,447,318	
			PD	0.00	0	1	0	1	
			TRF	0.00	0	0	0	0	

CORE DECISION ITEM

**Office of Administration
Information Technology Services Division (ITSD)
CORE - DMH IT Core**

Budget Unit 350026B

Bill Section 05.030

Total	35.42	11,261,808	5,724,060	0	16,985,868
--------------	--------------	-------------------	------------------	----------	-------------------

CORE DECISION ITEM

**Office of Administration
Information Technology Services Division (ITSD)
CORE - DMH IT Core**

Budget Unit 350026B

Bill Section 05.030

Summary of the Core by Expenditure Types

Account	FY24 Budget		FY24 Actual		FY25 Budget		FY25 Actual as of 1/27/25		FY26 DTREQ		FY26 GVREC	FY26 GVREC
	Dollars	FTE	Dollars	FTE	Dollars	FTE	Dollars	FTE	Dollars	FTE	Dollars	FTE
Regular Wages	6,328,946	35.42	0	0.00	0	0.00	0	0.00	0	0.00	0	0.00
Leave Payouts	0	0.00	29,824	0.00	0	0.00	9,530	0.00	0	0.00	0	0.00
Benefit Eligible Wages	0	0.00	5,714,593	85.41	6,538,549	35.42	3,108,430	45.17	6,538,549	35.42	6,538,549	35.42
Planned Hourly Wages	0	0.00	94,051	1.39	0	0.00	28,789	0.37	0	0.00	0	0.00
Total PS	6,328,946	35.42	5,838,468	86.79	6,538,549	35.42	3,146,749	45.54	6,538,549	35.42	6,538,549	35.42
In State Travel	1,724	0.00	0	0.00	1,724	0.00	0	0.00	1,724	0.00	1,724	0.00
Supplies	1	0.00	580	0.00	1	0.00	23	0.00	1	0.00	1	0.00
Professional Development	2	0.00	0	0.00	2	0.00	0	0.00	1,000,002	0.00	1,000,002	0.00
Communications Services and Supplies	1	0.00	1,918,591	0.00	1	0.00	842,036	0.00	1	0.00	1	0.00
Professional Services	6,620,404	0.00	4,260,854	0.00	6,620,404	0.00	1,594,688	0.00	6,620,404	0.00	6,620,404	0.00
Maintenance and Repair Services	2	0.00	1,852,017	0.00	1,825,179	0.00	389,062	0.00	2,825,179	0.00	2,825,179	0.00
Computer Equipment	2	0.00	645,042	0.00	2	0.00	23,569	0.00	2	0.00	2	0.00
Office Equipment Expenses	1	0.00	0	0.00	1	0.00	0	0.00	1	0.00	1	0.00
Other Equipment	2	0.00	35,340	0.00	2	0.00	20,089	0.00	2	0.00	2	0.00
Miscellaneous Expenses	1	0.00	0	0.00	1	0.00	0	0.00	1	0.00	1	0.00
Rebillable Expenses	1	0.00	0	0.00	1	0.00	0	0.00	1	0.00	1	0.00
Total EE	6,622,141	0.00	8,712,423	0.00	8,447,318	0.00	2,869,467	0.00	10,447,318	0.00	10,447,318	0.00
Debt Service Expenses	1	0.00	0	0.00	1	0.00	0	0.00	1	0.00	1	0.00
Total PSD	1	0.00	0	0.00	1	0.00	0	0.00	1	0.00	1	0.00

CORE DECISION ITEM

Office of Administration
 Information Technology Services Division (ITSD)
 CORE - DMH IT Core

Budget Unit 350026B

Bill Section 05.030

Account	FY24 Budget		FY24 Actual		FY25 Budget		FY25 Actual as of 1/27/25		FY26 DTREQ		FY26 GVREC	FY26 GVREC
	Dollars	FTE	Dollars	FTE	Dollars	FTE	Dollars	FTE	Dollars	FTE	Dollars	FTE
Grand Total	12,951,088	35.42	14,550,891	86.79	14,985,868	35.42	6,016,216	45.54	16,985,868	35.42	16,985,868	35.42

CORE DECISION ITEM

**Office of Administration
Information Technology Services Division (ITSD)
CORE - DSS IT Core**

**Budget Unit 350027B
Bill Section 05.030**

1. CORE FINANCIAL SUMMARY

	FY 2026 Department Request			
	GR	Federal	Other	Total
PS	3,846,758	7,250,714	0	11,097,472
EE	5,438,200	29,893,232	0	35,331,432
PSD	0	2	0	2
TRF	0	0	0	0
Total	9,284,958	37,143,948	0	46,428,906

FTE **17.73** **112.14** **0.00** **129.87**

Est. Fringe	1,689,587	4,366,995	0	6,056,582
--------------------	-----------	-----------	---	-----------

Note: Fringes budgeted in Appropriation Bill 5 except for certain fringes budgeted directly to MoDOT, Highway Patrol, and Conservation.

Federal Funds: 1165:OA Information Technology Federal and Other
 1199:Temporary Assistance for Needy Families Fund

	FY 2026 Governor's Recommended			
	GR	Federal	Other	Total
PS	3,846,758	7,250,714	0	11,097,472
EE	5,438,200	29,893,232	0	35,331,432
PSD	0	2	0	2
TRF	0	0	0	0
Total	9,284,958	37,143,948	0	46,428,906

FTE **17.73** **112.14** **0.00** **129.87**

Est. Fringe	1,689,587	4,366,995	0	6,056,582
--------------------	-----------	-----------	---	-----------

Note: Fringes budgeted in Appropriation Bill 5 except for certain fringes budgeted directly to MoDOT, Highway Patrol, and Conservation.

Federal Funds: 1165:OA Information Technology Federal and Other
 1199:Temporary Assistance for Needy Families Fund

2. CORE DESCRIPTION

This core requests funding for all IT expenditures specific to the Department of Social Services (DSS), including new IT hardware and software, hardware maintenance, annual software licensing, State Data Center and telecommunications/network charges, and application development.

3. PROGRAM LISTING (list programs included in this core funding)

DSS IT Core

CORE DECISION ITEM


**Office of Administration
Information Technology Services Division (ITSD)
CORE - DSS IT Core**

Budget Unit 350027B

Bill Section 05.030

4. FINANCIAL HISTORY

	FY 2022	FY 2023	FY 2024	FY 2025
	Actual	Actual	Actual	Current Yr. as of 1/27/25
Appropriations (All Funds)	42,503,911	43,063,397	41,970,992	46,428,906
Less Reverted (All Funds)	(95,435)	(150,481)	(149,135)	(278,549)
Less Restricted (All Funds)*	0	0	0	0
Less Transfers Out	(378,021)	(115,500)	(121,100)	0
Plus Transfers In	0	0	0	0
Budget Authority (All Funds)	42,030,455	42,797,416	41,700,757	46,150,357
Actual Expenditures (all Fund)	33,782,236	34,458,852	32,004,222	N/A
Unexpended (All Funds)	8,248,219	8,338,564	9,696,535	N/A
Unexpended by Fund:				
General Revenue	139,751	887,643	29,473	N/A
Federal	7,692,753	7,450,920	9,667,062	N/A
Other	415,715	0	0	N/A



*Restricted amount is as of

Reverted includes the statutory three-percent reserve amount (when applicable).

Restricted includes any Governor's Expenditure Restrictions which remained at the end of the fiscal year (when applicable).

CORE DECISION ITEM

Office of Administration
 Information Technology Services Division (ITSD)
 CORE - DSS IT Core

Budget Unit 350027B

Bill Section 05.030

5. CORE RECONCILIATION DETAIL

	Budget Class	FTE	GR	FED	OTHER	TOTAL	Explanation
TAFP After VETOES							
	PS	129.87	3,846,758	7,250,714	0	11,097,472	
	EE	0.00	5,438,200	29,893,232	0	35,331,432	
	PD	0.00	0	2	0	2	
	TRF	0.00	0	0	0	0	
	Total	129.87	9,284,958	37,143,948	0	46,428,906	
One-Times							
	PS	0.00	0	0	0	0	
	EE	0.00	0	0	0	0	
	PD	0.00	0	0	0	0	
	TRF	0.00	0	0	0	0	
	Total	0.00	0	0	0	0	
FY 26 Beginning Core							
	PS	129.87	3,846,758	7,250,714	0	11,097,472	
	EE	0.00	5,438,200	29,893,232	0	35,331,432	
	PD	0.00	0	2	0	2	
	TRF	0.00	0	0	0	0	
	Total	129.87	9,284,958	37,143,948	0	46,428,906	
Department Request Adjustments							

CORE DECISION ITEM

Office of Administration
 Information Technology Services Division (ITSD)
 CORE - DSS IT Core

Budget Unit 350027B

Bill Section 05.030

	Budget Class	FTE	GR	FED	OTHER	TOTAL	Explanation
Net Department Request Adjustments		0.00	0	0	0	0	
Department Request Core							
	PS	129.87	3,846,758	7,250,714	0	11,097,472	
	EE	0.00	5,438,200	29,893,232	0	35,331,432	
	PD	0.00	0	2	0	2	
	TRF	0.00	0	0	0	0	
	Total	129.87	9,284,958	37,143,948	0	46,428,906	
Governor's Recommended Core							
	PS	129.87	3,846,758	7,250,714	0	11,097,472	
	EE	0.00	5,438,200	29,893,232	0	35,331,432	
	PD	0.00	0	2	0	2	
	TRF	0.00	0	0	0	0	
	Total	129.87	9,284,958	37,143,948	0	46,428,906	

CORE DECISION ITEM

**Office of Administration
Information Technology Services Division (ITSD)
CORE - DSS IT Core**

Budget Unit 350027B

Bill Section 05.030

Summary of the Core by Expenditure Types

Account	FY24 Budget		FY24 Actual		FY25 Budget		FY25 Actual as of 1/27/25		FY26 DTREQ		FY26 GVREC	FY26 GVREC
	Dollars	FTE	Dollars	FTE	Dollars	FTE	Dollars	FTE	Dollars	FTE	Dollars	FTE
Regular Wages	10,793,365	129.87	0	0.00	0	0.00	0	0.00	0	0.00	0	0.00
Leave Payouts	0	0.00	26,478	0.00	0	0.00	6,201	0.00	0	0.00	0	0.00
Benefit Eligible Wages	0	0.00	8,697,639	130.63	11,097,472	129.87	4,471,271	64.99	11,097,472	129.87	11,097,472	129.87
Planned Hourly Wages	0	0.00	399,402	4.98	0	0.00	235,205	2.71	0	0.00	0	0.00
Total PS	10,793,365	129.87	9,123,519	135.61	11,097,472	129.87	4,712,677	67.70	11,097,472	129.87	11,097,472	129.87
In State Travel	7,292	0.00	301	0.00	7,292	0.00	0	0.00	7,292	0.00	7,292	0.00
Out of State Travel	182	0.00	0	0.00	182	0.00	0	0.00	182	0.00	182	0.00
Supplies	3	0.00	3,182	0.00	3	0.00	343	0.00	3	0.00	3	0.00
Professional Development	2	0.00	0	0.00	2	0.00	0	0.00	2	0.00	2	0.00
Communications Services and Supplies	3	0.00	3,033,778	0.00	3	0.00	1,221,834	0.00	3	0.00	3	0.00
Professional Services	31,170,130	0.00	16,369,580	0.00	31,170,130	0.00	10,316,703	0.00	31,170,130	0.00	31,170,130	0.00
Maintenance and Repair Services	3	0.00	1,933,202	0.00	4,153,810	0.00	1,449,228	0.00	4,153,810	0.00	4,153,810	0.00
Computer Equipment	3	0.00	1,047,727	0.00	3	0.00	281,144	0.00	3	0.00	3	0.00
Office Equipment Expenses	2	0.00	0	0.00	2	0.00	0	0.00	2	0.00	2	0.00
Other Equipment	3	0.00	478,591	0.00	3	0.00	303,597	0.00	3	0.00	3	0.00
Building Lease Payments Operating	1	0.00	65	0.00	1	0.00	0	0.00	1	0.00	1	0.00
Miscellaneous Expenses	1	0.00	0	0.00	1	0.00	0	0.00	1	0.00	1	0.00
Total EE	31,177,625	0.00	22,866,427	0.00	35,331,432	0.00	13,572,849	0.00	35,331,432	0.00	35,331,432	0.00
Debt Service Expenses	2	0.00	14,276	0.00	2	0.00	0	0.00	2	0.00	2	0.00
Total PSD	2	0.00	14,276	0.00	2	0.00	0	0.00	2	0.00	2	0.00

CORE DECISION ITEM

Office of Administration
 Information Technology Services Division (ITSD)
 CORE - DSS IT Core

Budget Unit 350027B

Bill Section 05.030

Account	FY24 Budget		FY24 Actual		FY25 Budget		FY25 Actual as of 1/27/25		FY26 DTREQ		FY26 GVREC	FY26 GVREC
	Dollars	FTE	Dollars	FTE	Dollars	FTE	Dollars	FTE	Dollars	FTE	Dollars	FTE
Grand Total	41,970,992	129.87	32,004,222	135.61	46,428,906	129.87	18,285,526	67.70	46,428,906	129.87	46,428,906	129.87

CORE DECISION ITEM

Office of Administration
 Information Technology Services Division (ITSD)
 CORE - Telecommunications/Network

Budget Unit 350042B
 Bill Section 05.035

1. CORE FINANCIAL SUMMARY

	FY 2026 Department Request			
	GR	Federal	Other	Total
PS	0	0	0	0
EE	0	0	44,695,696	44,695,696
PSD	0	0	5,001	5,001
TRF	0	0	0	0
Total	0	0	44,700,697	44,700,697

FTE **0.00** **0.00** **0.00** **0.00**

Est. Fringe	0	0	0	0
--------------------	---	---	---	---

Note: Fringes budgeted in Appropriation Bill 5 except for certain fringes budgeted directly to MoDOT, Highway Patrol, and Conservation.

Other Funds: 1980:Missouri Revolving Information Technology Trust Fund

	FY 2026 Governor's Recommended			
	GR	Federal	Other	Total
PS	0	0	0	0
EE	0	0	44,695,696	44,695,696
PSD	0	0	5,001	5,001
TRF	0	0	0	0
Total	0	0	44,700,697	44,700,697

FTE **0.00** **0.00** **0.00** **0.00**

Est. Fringe	0	0	0	0
--------------------	---	---	---	---

Note: Fringes budgeted in Appropriation Bill 5 except for certain fringes budgeted directly to MoDOT, Highway Patrol, and Conservation.

Other Funds: 1980:Missouri Revolving Information Technology Trust Fund

2. CORE DESCRIPTION

The Telecommunications core request enables ITSD to provide communications services to all consolidated state agencies and some non-consolidated agencies. Services include local phone service, long distance, data circuits, internet access, wireless services, managed network, video conferencing, WebEx meeting services and other communications services.

3. PROGRAM LISTING (list programs included in this core funding)

Telecommunications
 Network
 Unified Communications

CORE DECISION ITEM


**Office of Administration
Information Technology Services Division (ITSD)
CORE - Telecommunications/Network**

Budget Unit 350042B

Bill Section 05.035

4. FINANCIAL HISTORY

	FY 2022	FY 2023	FY 2024	FY 2025
	Actual	Actual	Actual	Current Yr. as of 1/27/25
Appropriations (All Funds)	44,700,697	44,700,697	44,700,697	44,700,697
Less Reverted (All Funds)	0	0	0	0
Less Restricted (All Funds)*	0	0	0	0
Less Transfers Out	0	0	0	0
Plus Transfers In	0	0	0	0
Budget Authority (All Funds)	44,700,697	44,700,697	44,700,697	44,700,697
Actual Expenditures (all Fund)	32,977,603	33,430,422	32,729,373	N/A
Unexpended (All Funds)	11,723,094	11,270,275	11,971,324	N/A
Unexpended by Fund:				
General Revenue	0	0	0	N/A
Federal	0	0	0	N/A
Other	11,723,094	11,270,275	11,971,324	N/A



*Restricted amount is as of

Reverted includes the statutory three-percent reserve amount (when applicable).

Restricted includes any Governor's Expenditure Restrictions which remained at the end of the fiscal year (when applicable).

CORE DECISION ITEM

Office of Administration
 Information Technology Services Division (ITSD)
 CORE - Telecommunications/Network

Budget Unit 350042B

Bill Section 05.035

5. CORE RECONCILIATION DETAIL

	Budget Class	FTE	GR	FED	OTHER	TOTAL	Explanation
TAFP After VETOES							
	PS	0.00	0	0	0	0	
	EE	0.00	0	0	44,695,696	44,695,696	
	PD	0.00	0	0	5,001	5,001	
	TRF	0.00	0	0	0	0	
	Total	0.00	0	0	44,700,697	44,700,697	
One-Times							
	PS	0.00	0	0	0	0	
	EE	0.00	0	0	0	0	
	PD	0.00	0	0	0	0	
	TRF	0.00	0	0	0	0	
	Total	0.00	0	0	0	0	
FY 26 Beginning Core							
	PS	0.00	0	0	0	0	
	EE	0.00	0	0	44,695,696	44,695,696	
	PD	0.00	0	0	5,001	5,001	
	TRF	0.00	0	0	0	0	
	Total	0.00	0	0	44,700,697	44,700,697	
Department Request Adjustments							

CORE DECISION ITEM

Office of Administration
 Information Technology Services Division (ITSD)
 CORE - Telecommunications/Network

Budget Unit 350042B

Bill Section 05.035

	Budget Class	FTE	GR	FED	OTHER	TOTAL	Explanation
Net Department Request Adjustments		0.00	0	0	0	0	
Department Request Core							
	PS	0.00	0	0	0	0	
	EE	0.00	0	0	44,695,696	44,695,696	
	PD	0.00	0	0	5,001	5,001	
	TRF	0.00	0	0	0	0	
	Total	0.00	0	0	44,700,697	44,700,697	
Governor's Recommended Core							
	PS	0.00	0	0	0	0	
	EE	0.00	0	0	44,695,696	44,695,696	
	PD	0.00	0	0	5,001	5,001	
	TRF	0.00	0	0	0	0	
	Total	0.00	0	0	44,700,697	44,700,697	

CORE DECISION ITEM

**Office of Administration
Information Technology Services Division (ITSD)
CORE - Telecommunications/Network**

Budget Unit 350042B

Bill Section 05.035

Summary of the Core by Expenditure Types

Account	FY24 Budget		FY24 Actual		FY25 Budget		FY25 Actual as of 1/27/25		FY26 DTREQ		FY26 GVREC	FY26 GVREC
	Dollars	FTE	Dollars	FTE	Dollars	FTE	Dollars	FTE	Dollars	FTE	Dollars	FTE
In State Travel	1	0.00	9,601	0.00	1	0.00	5,667	0.00	1	0.00	1	0.00
Out of State Travel	1	0.00	16,726	0.00	1	0.00	0	0.00	1	0.00	1	0.00
Fuel and Utilities	100	0.00	0	0.00	100	0.00	0	0.00	100	0.00	100	0.00
Supplies	25,000	0.00	76,655	0.00	25,000	0.00	3,828	0.00	25,000	0.00	25,000	0.00
Professional Development	1	0.00	5,495	0.00	1	0.00	5,941	0.00	1	0.00	1	0.00
Communications Services and Supplies	99,999	0.00	648,805	0.00	99,999	0.00	104,565	0.00	99,999	0.00	99,999	0.00
Professional Services	1,000	0.00	493,104	0.00	1,000	0.00	199,391	0.00	1,000	0.00	1,000	0.00
Housekeeping and Janitorial Services	100	0.00	0	0.00	100	0.00	0	0.00	100	0.00	100	0.00
Maintenance and Repair Services	58,755	0.00	3,805,002	0.00	58,755	0.00	1,294,467	0.00	58,755	0.00	58,755	0.00
Computer Equipment	135,917	0.00	4,519,244	0.00	135,917	0.00	4,084,362	0.00	135,917	0.00	135,917	0.00
Motorized Equipment	5,000	0.00	0	0.00	5,000	0.00	0	0.00	5,000	0.00	5,000	0.00
Office Equipment Expenses	10,000	0.00	1,718	0.00	10,000	0.00	0	0.00	10,000	0.00	10,000	0.00
Other Equipment	50,000	0.00	2,777	0.00	50,000	0.00	2,141	0.00	50,000	0.00	50,000	0.00
Property and Improvements Expenses	5,000	0.00	0	0.00	5,000	0.00	0	0.00	5,000	0.00	5,000	0.00
Rebillable Expenses	44,304,822	0.00	23,150,246	0.00	44,304,822	0.00	11,017,476	0.00	44,304,822	0.00	44,304,822	0.00
Total EE	44,695,696	0.00	32,729,373	0.00	44,695,696	0.00	16,717,837	0.00	44,695,696	0.00	44,695,696	0.00
Debt Service Expenses	1	0.00	0	0.00	1	0.00	0	0.00	1	0.00	1	0.00
Refunds Expense	5,000	0.00	0	0.00	5,000	0.00	0	0.00	5,000	0.00	5,000	0.00
Total PSD	5,001	0.00	0	0.00	5,001	0.00	0	0.00	5,001	0.00	5,001	0.00

CORE DECISION ITEM

Office of Administration
 Information Technology Services Division (ITSD)
 CORE - Telecommunications/Network

Budget Unit 350042B

Bill Section 05.035

Account	FY24 Budget		FY24 Actual		FY25 Budget		FY25 Actual as of 1/27/25		FY26 DTREQ		FY26 GVREC	FY26 GVREC
	Dollars	FTE	Dollars	FTE	Dollars	FTE	Dollars	FTE	Dollars	FTE	Dollars	FTE
Grand Total	44,700,697	0.00	32,729,373	0.00	44,700,697	0.00	16,717,837	0.00	44,700,697	0.00	44,700,697	0.00

CORE DECISION ITEM

Office of Administration
 Information Technology Services Division (ITSD)
 CORE - eProcurement and State Technology Fund

Budget Unit 350044B
 Bill Section 05.040

1. CORE FINANCIAL SUMMARY

	FY 2026 Department Request			
	GR	Federal	Other	Total
PS	0	0	0	0
EE	0	0	5,000,000	5,000,000
PSD	0	0	0	0
TRF	0	0	13,200,000	13,200,000
Total	0	0	18,200,000	18,200,000

FTE **0.00** **0.00** **0.00** **0.00**

Est. Fringe	0	0	0	0
-------------	---	---	---	---

Note: Fringes budgeted in Appropriation Bill 5 except for certain fringes budgeted directly to MoDOT, Highway Patrol, and Conservation.

Other Funds: 1495:E Procurement and State Technology Fund
 1980:Missouri Revolving Information Technology Trust Fund

	FY 2026 Governor's Recommended			
	GR	Federal	Other	Total
PS	0	0	0	0
EE	0	0	5,000,000	5,000,000
PSD	0	0	0	0
TRF	0	0	13,200,000	13,200,000
Total	0	0	18,200,000	18,200,000

FTE **0.00** **0.00** **0.00** **0.00**

Est. Fringe	0	0	0	0
-------------	---	---	---	---

Note: Fringes budgeted in Appropriation Bill 5 except for certain fringes budgeted directly to MoDOT, Highway Patrol, and Conservation.

Other Funds: 1495:E Procurement and State Technology Fund
 1980:Missouri Revolving Information Technology Trust Fund

2. CORE DESCRIPTION

Under Chapter 34, RSMo, OA is responsible for the procurement of supplies, equipment, and services for state departments. OA is currently implementing a statewide eProcurement system. New statewide contracts now include language that requires a one percent administrative fee on all transactions under those contracts. Contractors are required to report transaction totals for the given quarter and submit a check/electronic payment to the State of Missouri. This practice is consistent with the other states which have implemented e-procurement systems. The revenue generated by the one percent fee is to be deposited into its own fund to improve transparency and tracking. The revenue collected into this fund will be used for licensing, maintenance, support and activities related to the eProcurement system.

3. PROGRAM LISTING (list programs included in this core funding)

eProcurement

CORE DECISION ITEM

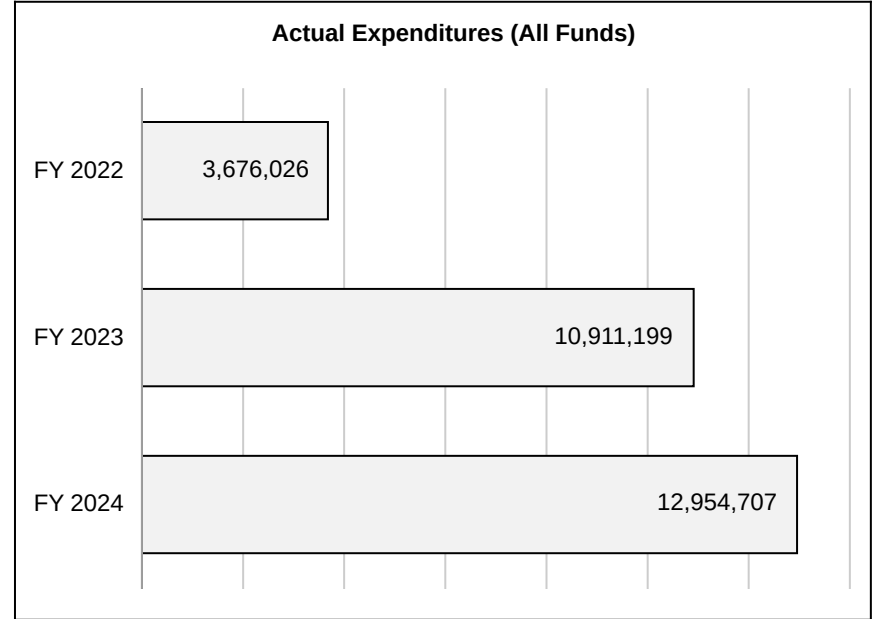
**Office of Administration
Information Technology Services Division (ITSD)
CORE - eProcurement and State Technology Fund**

Budget Unit 350044B

Bill Section 05.040

4. FINANCIAL HISTORY

	FY 2022	FY 2023	FY 2024	FY 2025
	Actual	Actual	Actual	Current Yr. as of 1/27/25
Appropriations (All Funds)	12,000,000	14,200,000	18,200,000	18,200,000
Less Reverted (All Funds)	0	0	0	0
Less Restricted (All Funds)*	0	0	0	0
Less Transfers Out	0	0	0	0
Plus Transfers In	0	0	0	0
Budget Authority (All Funds)	12,000,000	14,200,000	18,200,000	18,200,000
Actual Expenditures (all Fund)	3,676,026	10,911,199	12,954,707	N/A
Unexpended (All Funds)	8,323,974	3,288,801	5,245,293	N/A
Unexpended by Fund:				
General Revenue	0	0	0	N/A
Federal	0	0	0	N/A
Other	8,323,974	3,288,801	5,245,293	N/A



*Restricted amount is as of

Reverted includes the statutory three-percent reserve amount (when applicable).

Restricted includes any Governor's Expenditure Restrictions which remained at the end of the fiscal year (when applicable).

CORE DECISION ITEM

Office of Administration
 Information Technology Services Division (ITSD)
 CORE - eProcurement and State Technology Fund

Budget Unit 350044B

Bill Section 05.040

5. CORE RECONCILIATION DETAIL

	Budget Class	FTE	GR	FED	OTHER	TOTAL	Explanation
TAFP After VETOES							
	PS	0.00	0	0	0	0	
	EE	0.00	0	0	5,000,000	5,000,000	
	PD	0.00	0	0	0	0	
	TRF	0.00	0	0	13,200,000	13,200,000	
	Total	0.00	0	0	18,200,000	18,200,000	
One-Times							
	PS	0.00	0	0	0	0	
	EE	0.00	0	0	0	0	
	PD	0.00	0	0	0	0	
	TRF	0.00	0	0	0	0	
	Total	0.00	0	0	0	0	
FY 26 Beginning Core							
	PS	0.00	0	0	0	0	
	EE	0.00	0	0	5,000,000	5,000,000	
	PD	0.00	0	0	0	0	
	TRF	0.00	0	0	13,200,000	13,200,000	
	Total	0.00	0	0	18,200,000	18,200,000	
Department Request Adjustments							

CORE DECISION ITEM

Office of Administration
 Information Technology Services Division (ITSD)
 CORE - eProcurement and State Technology Fund

Budget Unit 350044B

Bill Section 05.040

	Budget Class	FTE	GR	FED	OTHER	TOTAL	Explanation
Net Department Request Adjustments		0.00	0	0	0	0	
Department Request Core							
	PS	0.00	0	0	0	0	
	EE	0.00	0	0	5,000,000	5,000,000	
	PD	0.00	0	0	0	0	
	TRF	0.00	0	0	13,200,000	13,200,000	
	Total	0.00	0	0	18,200,000	18,200,000	
Governor's Recommended Core							
	PS	0.00	0	0	0	0	
	EE	0.00	0	0	5,000,000	5,000,000	
	PD	0.00	0	0	0	0	
	TRF	0.00	0	0	13,200,000	13,200,000	
	Total	0.00	0	0	18,200,000	18,200,000	

CORE DECISION ITEM

Office of Administration
 Information Technology Services Division (ITSD)
 CORE - eProcurement and State Technology Fund

Budget Unit 350044B

Bill Section 05.040

Summary of the Core by Expenditure Types

Account	FY24 Budget		FY24 Actual		FY25 Budget		FY25 Actual as of 1/27/25		FY26 DTREQ		FY26 GVREC	FY26 GVREC
	Dollars	FTE	Dollars	FTE	Dollars	FTE	Dollars	FTE	Dollars	FTE	Dollars	FTE
Professional Services	300,000	0.00	3,820,574	0.00	300,000	0.00	2,093,972	0.00	300,000	0.00	300,000	0.00
Maintenance and Repair Services	2,800,000	0.00	984,433	0.00	2,800,000	0.00	0	0.00	2,800,000	0.00	2,800,000	0.00
Computer Equipment	1,900,000	0.00	0	0.00	1,900,000	0.00	0	0.00	1,900,000	0.00	1,900,000	0.00
Total EE	5,000,000	0.00	4,805,007	0.00	5,000,000	0.00	2,093,972	0.00	5,000,000	0.00	5,000,000	0.00
Appropriated Transfers Out St	13,200,000	0.00	8,149,700	0.00	13,200,000	0.00	3,546,824	0.00	13,200,000	0.00	13,200,000	0.00
Total TRF	13,200,000	0.00	8,149,700	0.00	13,200,000	0.00	3,546,824	0.00	13,200,000	0.00	13,200,000	0.00
Grand Total	18,200,000	0.00	12,954,707	0.00	18,200,000	0.00	5,640,796	0.00	18,200,000	0.00	18,200,000	0.00

CORE DECISION ITEM

**Office of Administration
Information Technology Services Division (ITSD)
CORE - SAMII Replacement Core**

Budget Unit 350045B

Bill Section 05.045

1. CORE FINANCIAL SUMMARY

	FY 2026 Department Request			
	GR	Federal	Other	Total
PS	0	0	0	0
EE	34,029,640	0	8,200,000	42,229,640
PSD	0	0	0	0
TRF	0	0	0	0
Total	34,029,640	0	8,200,000	42,229,640

FTE	0.00	0.00	0.00	0.00
------------	-------------	-------------	-------------	-------------

Est. Fringe	0	0	0	0
--------------------	---	---	---	---

Note: Fringes budgeted in Appropriation Bill 5 except for certain fringes budgeted directly to MoDOT, Highway Patrol, and Conservation.

Other Funds: 1495:E Procurement and State Technology Fund

	FY 2026 Governor's Recommended			
	GR	Federal	Other	Total
PS	0	0	0	0
EE	34,029,640	0	8,200,000	42,229,640
PSD	0	0	0	0
TRF	0	0	0	0
Total	34,029,640	0	8,200,000	42,229,640

FTE	0.00	0.00	0.00	0.00
------------	-------------	-------------	-------------	-------------

Est. Fringe	0	0	0	0
--------------------	---	---	---	---

Note: Fringes budgeted in Appropriation Bill 5 except for certain fringes budgeted directly to MoDOT, Highway Patrol, and Conservation.

Other Funds: 1495:E Procurement and State Technology Fund

2. CORE DESCRIPTION

This funding is necessary to replace SAM II, the State's legacy Enterprise Resource Planning (ERP) system that was implemented in 2000. The system is critical and supportive to all segments of State government. All payments from the State Treasury touch SAMII. Critical components with statewide impact include: Employee payroll processing, vendor payment processing, statewide budgeting, budget and cash controls, annual tax reporting (W2s and 1099s) capital asset tracking, data warehouse capabilities, and federal grant tracking. SAM II is written in COBOL, the staff with knowledge to support the system are dwindling both at the State and at the Contractor. Few changes are possible with the exception of required annual patches to produce year-end tax forms. Maintenance payments are increasing annually while the support is continuing to decline from the Contractor as their knowledgeable retire. The risk of key State staff retiring continues to increase. It is possible that the legacy system will not be able to be certified with each new version of Microsoft and IBM infrastructure that is required for the State's security controls. SAM II is a critical enterprise-wide system for bonds, vendors, payroll and payment controls.

3. PROGRAM LISTING (list programs included in this core funding)

SAMII Replacement Core

CORE DECISION ITEM

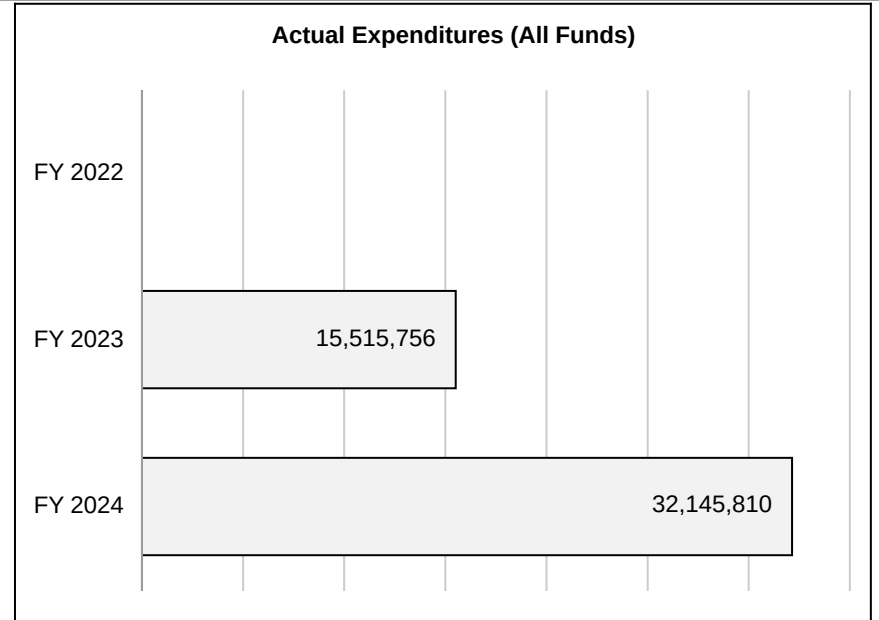
**Office of Administration
Information Technology Services Division (ITSD)
CORE - SAMII Replacement Core**

Budget Unit 350045B

Bill Section 05.045

4. FINANCIAL HISTORY

	FY 2022	FY 2023	FY 2024	FY 2025
	Actual	Actual	Actual	Current Yr. as of 1/27/25
Appropriations (All Funds)	23,800,000	26,000,000	42,229,640	42,229,640
Less Reverted (All Funds)	(654,000)	(654,000)	(1,020,889)	(1,020,889)
Less Restricted (All Funds)*	0	0	0	0
Less Transfers Out	0	0	0	0
Plus Transfers In	0	0	0	0
Budget Authority (All Funds)	23,146,000	25,346,000	41,208,751	41,208,751
Actual Expenditures (all Fund)	0	15,515,756	32,145,810	N/A
Unexpended (All Funds)	23,146,000	9,830,244	9,062,941	N/A
Unexpended by Fund:				
General Revenue	21,146,000	5,630,244	8,501,474	N/A
Federal	0	0	0	N/A
Other	2,000,000	4,200,000	561,467	N/A



*Restricted amount is as of

Reverted includes the statutory three-percent reserve amount (when applicable).

Restricted includes any Governor's Expenditure Restrictions which remained at the end of the fiscal year (when applicable).

CORE DECISION ITEM

Office of Administration
 Information Technology Services Division (ITSD)
 CORE - SAMII Replacement Core

Budget Unit 350045B

Bill Section 05.045

5. CORE RECONCILIATION DETAIL

	Budget Class	FTE	GR	FED	OTHER	TOTAL	Explanation
TAFP After VETOES							
	PS	0.00	0	0	0	0	
	EE	0.00	34,029,640	0	8,200,000	42,229,640	
	PD	0.00	0	0	0	0	
	TRF	0.00	0	0	0	0	
	Total	0.00	34,029,640	0	8,200,000	42,229,640	
One-Times							
	PS	0.00	0	0	0	0	
	EE	0.00	0	0	0	0	
	PD	0.00	0	0	0	0	
	TRF	0.00	0	0	0	0	
	Total	0.00	0	0	0	0	
FY 26 Beginning Core							
	PS	0.00	0	0	0	0	
	EE	0.00	34,029,640	0	8,200,000	42,229,640	
	PD	0.00	0	0	0	0	
	TRF	0.00	0	0	0	0	
	Total	0.00	34,029,640	0	8,200,000	42,229,640	
Department Request Adjustments							

CORE DECISION ITEM

Office of Administration
 Information Technology Services Division (ITSD)
 CORE - SAMII Replacement Core

Budget Unit 350045B

Bill Section 05.045

	Budget Class	FTE	GR	FED	OTHER	TOTAL	Explanation
Net Department Request Adjustments		0.00	0	0	0	0	
Department Request Core							
	PS	0.00	0	0	0	0	
	EE	0.00	34,029,640	0	8,200,000	42,229,640	
	PD	0.00	0	0	0	0	
	TRF	0.00	0	0	0	0	
	Total	0.00	34,029,640	0	8,200,000	42,229,640	
Governor's Recommended Core							
	PS	0.00	0	0	0	0	
	EE	0.00	34,029,640	0	8,200,000	42,229,640	
	PD	0.00	0	0	0	0	
	TRF	0.00	0	0	0	0	
	Total	0.00	34,029,640	0	8,200,000	42,229,640	

CORE DECISION ITEM

**Office of Administration
Information Technology Services Division (ITSD)
CORE - SAMII Replacement Core**

Budget Unit 350045B

Bill Section 05.045

Summary of the Core by Expenditure Types

Account	FY24 Budget		FY24 Actual		FY25 Budget		FY25 Actual as of 1/27/25		FY26 DTREQ		FY26 GVREC	FY26 GVREC
	Dollars	FTE	Dollars	FTE	Dollars	FTE	Dollars	FTE	Dollars	FTE	Dollars	FTE
Professional Services	40,229,640	0.00	0	0.00	40,229,640	0.00	0	0.00	40,229,640	0.00	40,229,640	0.00
Maintenance and Repair Services	0	0.00	97,421	0.00	0	0.00	108,235	0.00	0	0.00	0	0.00
Computer Equipment	2,000,000	0.00	32,048,389	0.00	2,000,000	0.00	16,026,651	0.00	2,000,000	0.00	2,000,000	0.00
Total EE	42,229,640	0.00	32,145,810	0.00	42,229,640	0.00	16,134,886	0.00	42,229,640	0.00	42,229,640	0.00
Grand Total	42,229,640	0.00	32,145,810	0.00	42,229,640	0.00	16,134,886	0.00	42,229,640	0.00	42,229,640	0.00

CORE DECISION ITEM

Office of Administration
 Information Technology Services Division (ITSD)
 CORE - Enterprise Resource Planning (ERP) Cost Allocation

Budget Unit 350046B
 Bill Section 05.050

1. CORE FINANCIAL SUMMARY

	FY 2026 Department Request			
	GR	Federal	Other	Total
PS	0	0	0	0
EE	0	0	0	0
PSD	0	0	0	0
TRF	0	0	6,000,000	6,000,000
Total	0	0	6,000,000	6,000,000

FTE **0.00** **0.00** **0.00** **0.00**

Est. Fringe	0	0	0	0
--------------------	---	---	---	---

Note: Fringes budgeted in Appropriation Bill 5 except for certain fringes budgeted directly to MoDOT, Highway Patrol, and Conservation.

Other Funds: Various Funds

	FY 2026 Governor's Recommended			
	GR	Federal	Other	Total
PS	0	0	0	0
EE	0	0	0	0
PSD	0	0	0	0
TRF	0	0	6,000,000	6,000,000
Total	0	0	6,000,000	6,000,000

FTE **0.00** **0.00** **0.00** **0.00**

Est. Fringe	0	0	0	0
--------------------	---	---	---	---

Note: Fringes budgeted in Appropriation Bill 5 except for certain fringes budgeted directly to MoDOT, Highway Patrol, and Conservation.

Other Funds: Various Funds

2. CORE DESCRIPTION

This appropriated transfer section includes Non-count Other authority to allow costs to be allocated from other funds in support of the implementation of the new Enterprise Resource Planning (ERP) system. This will allow Other funds to pay their proportionate share of costs in order to reimburse General Revenue.

3. PROGRAM LISTING (list programs included in this core funding)

Enterprise Resource Planning (ERP) Cost Allocation Transfer

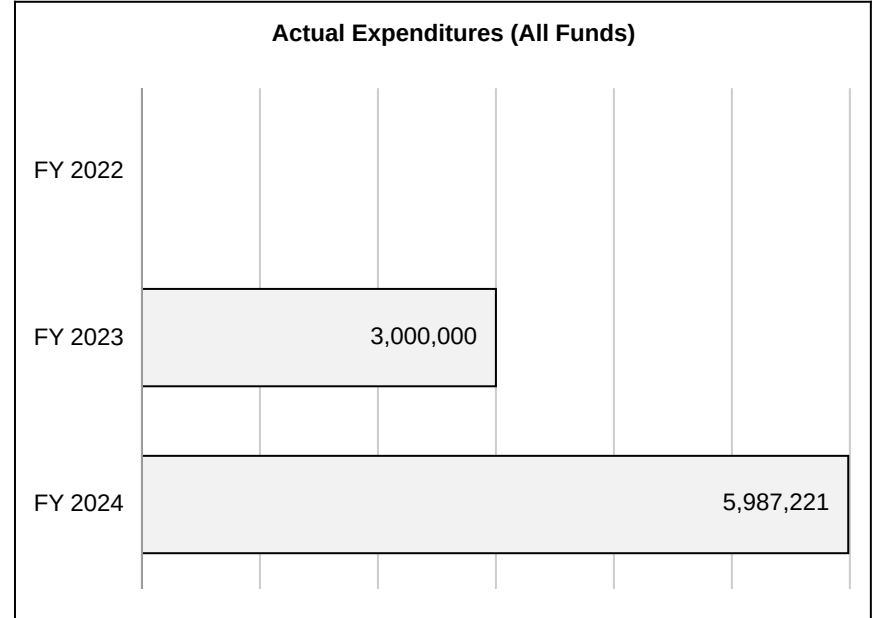
CORE DECISION ITEM

**Office of Administration
Information Technology Services Division (ITSD)
CORE - Enterprise Resource Planning (ERP) Cost Allocation**

**Budget Unit 350046B
Bill Section 05.050**

4. FINANCIAL HISTORY

	FY 2022	FY 2023	FY 2024	FY 2025
	Actual	Actual	Actual	Current Yr. as of 1/27/25
Appropriations (All Funds)	6,000,000	6,000,000	6,000,000	6,000,000
Less Reverted (All Funds)	(23,746)	(24,374)	0	(24,229)
Less Restricted (All Funds)*	0	0	0	0
Less Transfers Out	0	0	(772)	0
Plus Transfers In	0	0	772	0
Budget Authority (All Funds)	5,976,254	5,975,626	6,000,000	5,975,771
Actual Expenditures (all Fund	0	3,000,000	5,987,221	N/A
Unexpended (All Funds)	5,976,254	2,975,626	12,779	N/A
Unexpended by Fund:				
General Revenue	0	0	0	N/A
Federal	0	0	0	N/A
Other	5,976,254	2,975,626	12,779	N/A



*Restricted amount is as of

Reverted includes the statutory three-percent reserve amount (when applicable).

Restricted includes any Governor's Expenditure Restrictions which remained at the end of the fiscal year (when applicable).

CORE DECISION ITEM

Office of Administration
 Information Technology Services Division (ITSD)
 CORE - Enterprise Resource Planning (ERP) Cost Allocation

Budget Unit 350046B

Bill Section 05.050

5. CORE RECONCILIATION DETAIL

	Budget Class	FTE	GR	FED	OTHER	TOTAL	Explanation
TAFP After VETOES							
	PS	0.00	0	0	0	0	
	EE	0.00	0	0	0	0	
	PD	0.00	0	0	0	0	
	TRF	0.00	0	0	6,000,000	6,000,000	
	Total	0.00	0	0	6,000,000	6,000,000	
One-Times							
	PS	0.00	0	0	0	0	
	EE	0.00	0	0	0	0	
	PD	0.00	0	0	0	0	
	TRF	0.00	0	0	0	0	
	Total	0.00	0	0	0	0	
FY 26 Beginning Core							
	PS	0.00	0	0	0	0	
	EE	0.00	0	0	0	0	
	PD	0.00	0	0	0	0	
	TRF	0.00	0	0	6,000,000	6,000,000	
	Total	0.00	0	0	6,000,000	6,000,000	
Department Request Adjustments							

CORE DECISION ITEM

Office of Administration
 Information Technology Services Division (ITSD)
 CORE - Enterprise Resource Planning (ERP) Cost Allocation

Budget Unit 350046B
 Bill Section 05.050

	Budget Class	FTE	GR	FED	OTHER	TOTAL	Explanation
Net Department Request Adjustments		0.00	0	0	0	0	
Department Request Core							
	PS	0.00	0	0	0	0	
	EE	0.00	0	0	0	0	
	PD	0.00	0	0	0	0	
	TRF	0.00	0	0	6,000,000	6,000,000	
	Total	0.00	0	0	6,000,000	6,000,000	
Governor's Recommended Core							
	PS	0.00	0	0	0	0	
	EE	0.00	0	0	0	0	
	PD	0.00	0	0	0	0	
	TRF	0.00	0	0	6,000,000	6,000,000	
	Total	0.00	0	0	6,000,000	6,000,000	

CORE DECISION ITEM

Office of Administration
 Information Technology Services Division (ITSD)
 CORE - Enterprise Resource Planning (ERP) Cost Allocation

Budget Unit 350046B
 Bill Section 05.050

Summary of the Core by Expenditure Types

Account	FY24 Budget		FY24 Actual		FY25 Budget		FY25 Actual as of 1/27/25		FY26 DTREQ		FY26 GVREC	FY26 GVREC
	Dollars	FTE	Dollars	FTE	Dollars	FTE	Dollars	FTE	Dollars	FTE	Dollars	FTE
Appropriated Transfers Out St	6,000,000	0.00	5,987,221	0.00	6,000,000	0.00	2,977,622	0.00	6,000,000	0.00	6,000,000	0.00
Total TRF	6,000,000	0.00	5,987,221	0.00	6,000,000	0.00	2,977,622	0.00	6,000,000	0.00	6,000,000	0.00
Grand Total	6,000,000	0.00	5,987,221	0.00	6,000,000	0.00	2,977,622	0.00	6,000,000	0.00	6,000,000	0.00

CORE DECISION ITEM

Office of Administration
 Personnel
 CORE - Operating - Personnel

Budget Unit 350047B
 Bill Section 05.055

1. CORE FINANCIAL SUMMARY

	FY 2026 Department Request			
	GR	Federal	Other	Total
PS	4,529,491	0	195,996	4,725,487
EE	3,091,248	0	475,155	3,566,403
PSD	0	0	0	0
TRF	0	0	0	0
Total	7,620,739	0	671,151	8,291,890

FTE **70.72** **0.00** **3.00** **73.72**

Est. Fringe	2,738,055	0	117,576	2,855,631
--------------------	-----------	---	---------	-----------

Note: Fringes budgeted in Appropriation Bill 5 except for certain fringes budgeted directly to MoDOT, Highway Patrol, and Conservation.

Other Funds: 1505:Office of Administration Revolving Administrative Trust
 1980:Missouri Revolving Information Technology Trust Fund

	FY 2026 Governor's Recommended			
	GR	Federal	Other	Total
PS	4,529,491	0	195,996	4,725,487
EE	3,091,248	0	475,155	3,566,403
PSD	0	0	0	0
TRF	0	0	0	0
Total	7,620,739	0	671,151	8,291,890

FTE **70.72** **0.00** **3.00** **73.72**

Est. Fringe	2,738,055	0	117,576	2,855,631
--------------------	-----------	---	---------	-----------

Note: Fringes budgeted in Appropriation Bill 5 except for certain fringes budgeted directly to MoDOT, Highway Patrol, and Conservation.

Other Funds: 1505:Office of Administration Revolving Administrative Trust
 1980:Missouri Revolving Information Technology Trust Fund

2. CORE DESCRIPTION

CORE DECISION ITEM

**Office of Administration
Personnel
CORE - Operating - Personnel**

**Budget Unit 350047B
Bill Section 05.055**

The Division of Personnel is responsible for providing programs and services to promote recruitment, retention, and development of top talent across the State's over 44,000 team member enterprise. The division oversees the implementation of state personnel laws that impact the State of Missouri workforce. In collaboration with Human Resources professionals from each of the 17 executive departments, the division develops and carries out initiatives designed to provide a productive and engaged workforce. High level responsibilities:

- Educates state agencies on compensation best practices to attract and retain talent team members. This is done in coordination with Budget & Planning and OA's Administration.
- Administers the Uniform Classification and Pay System (UCP).
- Provides accurate, and comprehensive talent management metrics for statewide decision-making. This includes acquisition, retention, and development data, and pay, leave, and reporting information on the UCP system pay plan.
- Oversees the implementation of state personnel laws (Chapter 36, RSMo) and regulations (i.e. leave administration, overtime, etc.).
- Provides guidance to state agencies regarding federal and state level employment laws.
- Provides workforce reports and assistance with the SAM II HR/Payroll System.
- Ensures personnel transactions are in compliance with state personnel law.
- Facilitates technological systems and programs for performance management, training, and professional development.
- Administers statewide rewards and recognition programs.
- Coordinates statewide team member discount programs.
- Provides human resource support for the Office of Administration.
- Provides leadership and innovation for activities regarding the Talent Acquisition of new team members. This includes technology to support hiring processes through our applicant tracking system, MO Careers. Initiatives also include direction around best-in-class recruiting approaches and new team member onboarding.

3. PROGRAM LISTING (list programs included in this core funding)

Operations (Administrative Services, Classification and Compensation, Employee Relations, and Transactions)
Strategy & People Analytics
Talent Acquisition
Talent Development

CORE DECISION ITEM

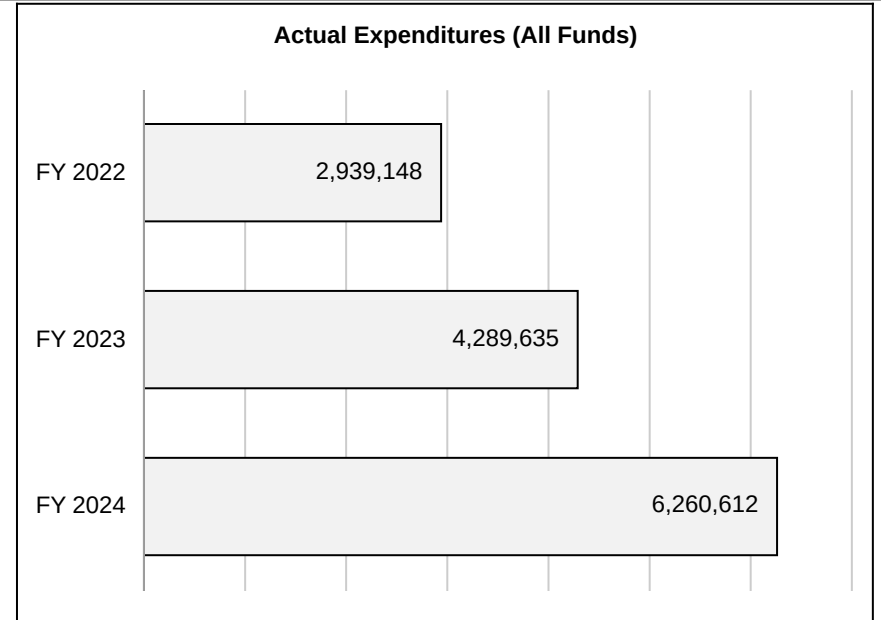
**Office of Administration
Personnel
CORE - Operating - Personnel**

Budget Unit 350047B

Bill Section 05.055

4. FINANCIAL HISTORY

	FY 2022	FY 2023	FY 2024	FY 2025
	Actual	Actual	Actual	Current Yr. as of 1/27/25
Appropriations (All Funds)	3,706,805	5,114,210	8,226,432	8,321,890
Less Reverted (All Funds)	(92,114)	(113,930)	(226,841)	(229,522)
Less Restricted (All Funds)*	0	0	0	0
Less Transfers Out	(142,026)	(158,545)	0	0
Plus Transfers In	142,026	158,545	0	0
Budget Authority (All Funds)	3,614,691	5,000,280	7,999,591	8,092,368
Actual Expenditures (all Fund)	2,939,148	4,289,635	6,260,612	N/A
Unexpended (All Funds)	675,543	710,645	1,738,979	N/A
Unexpended by Fund:				
General Revenue	107,393	145,665	1,144,708	N/A
Federal	0	0	0	N/A
Other	568,150	564,980	594,271	N/A



*Restricted amount is as of

Reverted includes the statutory three-percent reserve amount (when applicable).

Restricted includes any Governor's Expenditure Restrictions which remained at the end of the fiscal year (when applicable).

CORE DECISION ITEM

Office of Administration
 Personnel
 CORE - Operating - Personnel

Budget Unit 350047B
 Bill Section 05.055

5. CORE RECONCILIATION DETAIL

	Budget Class	FTE	GR	FED	OTHER	TOTAL	Explanation
TAFP After VETOES							
	PS	73.72	4,529,491	0	195,996	4,725,487	
	EE	0.00	3,121,248	0	475,155	3,596,403	
	PD	0.00	0	0	0	0	
	TRF	0.00	0	0	0	0	
	Total	73.72	7,650,739	0	671,151	8,321,890	
One-Times							
	PS	0.00	0	0	0	0	
	EE	0.00	0	0	0	0	
	PD	0.00	0	0	0	0	
	TRF	0.00	0	0	0	0	
	Total	0.00	0	0	0	0	
FY 26 Beginning Core							
	PS	73.72	4,529,491	0	195,996	4,725,487	
	EE	0.00	3,121,248	0	475,155	3,596,403	
	PD	0.00	0	0	0	0	
	TRF	0.00	0	0	0	0	
	Total	73.72	7,650,739	0	671,151	8,321,890	
Department Request Adjustments							

CORE DECISION ITEM

**Office of Administration
Personnel
CORE - Operating - Personnel**

Budget Unit 350047B

Bill Section 05.055

			Budget Class	FTE	GR	FED	OTHER	TOTAL	Explanation
Core Reallocation	CRA.35B.016	10187	PS	0.00	0	0	0	0	Reallocation between BOBCs to better reflect planned office staffing and spending.
Core Reallocation	CRA.35B.015	10189	EE	0.00	(30,000)	0	0	(30,000)	Core reallocation from DOP to OpEx to better reflect planned spending
Core Reallocation	CRA.35B.016	10189	EE	0.00	0	0	0	0	Reallocation between BOBCs to better reflect planned office staffing and spending.
Net Department Request Adjustments				0.00	(30,000)	0	0	(30,000)	
Department Request Core									
			PS	73.72	4,529,491	0	195,996	4,725,487	
			EE	0.00	3,091,248	0	475,155	3,566,403	
			PD	0.00	0	0	0	0	
			TRF	0.00	0	0	0	0	
			Total	73.72	7,620,739	0	671,151	8,291,890	
Governor's Recommended Core									
			PS	73.72	4,529,491	0	195,996	4,725,487	
			EE	0.00	3,091,248	0	475,155	3,566,403	
			PD	0.00	0	0	0	0	
			TRF	0.00	0	0	0	0	
			Total	73.72	7,620,739	0	671,151	8,291,890	

CORE DECISION ITEM

**Office of Administration
Personnel
CORE - Operating - Personnel**

Budget Unit 350047B

Bill Section 05.055

Summary of the Core by Expenditure Types

Account	FY24 Budget		FY24 Actual		FY25 Budget		FY25 Actual as of 1/27/25		FY26 DTREQ		FY26 GVREC	FY26 GVREC
	Dollars	FTE	Dollars	FTE	Dollars	FTE	Dollars	FTE	Dollars	FTE	Dollars	FTE
Regular Wages	4,578,959	73.72	0	0.00	0	0.00	0	0.00	0	0.00	0	0.00
Leave Payouts	0	0.00	27,864	0.00	0	0.00	10,627	0.00	0	0.00	0	0.00
Benefit Eligible Wages	0	0.00	3,383,710	49.10	4,725,487	73.72	1,791,616	25.37	4,725,487	73.72	4,725,487	73.72
Planned Hourly Wages	0	0.00	25,853	0.72	0	0.00	20,545	0.51	0	0.00	0	0.00
Provisional Wages	0	0.00	1,096	0.03	0	0.00	8,277	0.24	0	0.00	0	0.00
Total PS	4,578,959	73.72	3,438,523	49.84	4,725,487	73.72	1,831,065	26.12	4,725,487	73.72	4,725,487	73.72
In State Travel	21,188	0.00	25,160	0.00	21,188	0.00	24,082	0.00	35,324	0.00	35,324	0.00
Out of State Travel	2,000	0.00	8,008	0.00	2,000	0.00	7,825	0.00	8,001	0.00	8,001	0.00
Fuel and Utilities	6,274	0.00	0	0.00	6,274	0.00	0	0.00	1,000	0.00	1,000	0.00
Supplies	71,104	0.00	78,649	0.00	69,304	0.00	5,134	0.00	75,578	0.00	75,578	0.00
Professional Development	126,450	0.00	231,449	0.00	126,450	0.00	15,318	0.00	170,350	0.00	170,350	0.00
Communications Services and Supplies	19,481	0.00	19,690	0.00	19,413	0.00	7,791	0.00	21,200	0.00	21,200	0.00
Professional Services	2,843,237	0.00	505,507	0.00	2,843,237	0.00	179,785	0.00	1,129,580	0.00	1,129,580	0.00
Housekeeping and Janitorial Services	6,200	0.00	0	0.00	6,200	0.00	0	0.00	1,000	0.00	1,000	0.00
Maintenance and Repair Services	10,500	0.00	1,623,733	0.00	10,500	0.00	596,374	0.00	1,655,188	0.00	1,655,188	0.00
Computer Equipment	33,868	0.00	226,630	0.00	22,616	0.00	0	0.00	15,000	0.00	15,000	0.00
Office Equipment Expenses	102,464	0.00	30,842	0.00	66,614	0.00	6,209	0.00	31,250	0.00	31,250	0.00
Other Equipment	6,950	0.00	8,010	0.00	6,950	0.00	146	0.00	6,950	0.00	6,950	0.00
Property and Improvements Expenses	1,000	0.00	0	0.00	1,000	0.00	0	0.00	1,000	0.00	1,000	0.00
Building Lease Payments Operating	11,900	0.00	27,417	0.00	11,900	0.00	4,179	0.00	25,900	0.00	25,900	0.00
Equipment Lease Payments	1,500	0.00	2,788	0.00	1,500	0.00	2,154	0.00	3,500	0.00	3,500	0.00
Miscellaneous Expenses	24,551	0.00	34,205	0.00	22,451	0.00	17,222	0.00	26,776	0.00	26,776	0.00
Rebillable Expenses	358,806	0.00	0	0.00	358,806	0.00	0	0.00	358,806	0.00	358,806	0.00

CORE DECISION ITEM

Office of Administration
 Personnel
 CORE - Operating - Personnel

Budget Unit 350047B
 Bill Section 05.055

Account	FY24 Budget		FY24 Actual		FY25 Budget		FY25 Actual as of 1/27/25		FY26 DTREQ		FY26 GVREC	FY26 GVREC
	Dollars	FTE	Dollars	FTE	Dollars	FTE	Dollars	FTE	Dollars	FTE	Dollars	FTE
Total EE	3,647,473	0.00	2,822,089	0.00	3,596,403	0.00	866,217	0.00	3,566,403	0.00	3,566,403	0.00
Grand Total	8,226,432	73.72	6,260,612	49.84	8,321,890	73.72	2,697,282	26.12	8,291,890	73.72	8,291,890	73.72

CORE DECISION ITEM

**Office of Administration
Personnel
CORE - Center For Operational Excellence**

**Budget Unit 350172B
Bill Section 05.055**

1. CORE FINANCIAL SUMMARY

	FY 2026 Department Request			
	GR	Federal	Other	Total
PS	553,601	0	0	553,601
EE	127,990	0	0	127,990
PSD	0	0	0	0
TRF	0	0	0	0
Total	681,591	0	0	681,591

FTE	6.00	0.00	0.00	6.00
------------	-------------	-------------	-------------	-------------

Est. Fringe	294,946	0	0	294,946
--------------------	---------	---	---	---------

Note: Fringes budgeted in Appropriation Bill 5 except for certain fringes budgeted directly to MoDOT, Highway Patrol, and Conservation.

	FY 2026 Governor's Recommended			
	GR	Federal	Other	Total
PS	553,601	0	0	553,601
EE	127,990	0	0	127,990
PSD	0	0	0	0
TRF	0	0	0	0
Total	681,591	0	0	681,591

FTE	6.00	0.00	0.00	6.00
------------	-------------	-------------	-------------	-------------

Est. Fringe	294,946	0	0	294,946
--------------------	---------	---	---	---------

Note: Fringes budgeted in Appropriation Bill 5 except for certain fringes budgeted directly to MoDOT, Highway Patrol, and Conservation.

2. CORE DESCRIPTION

The state operational excellence program, Show Me Excellence, is driving change across state government to support the Governor's transformation objective for Missouri state government: 'To meet citizen expectations so that we are as good as any organization'. The operational excellence team has created a framework to sustain agency operating rhythms for strategic planning and performance management, as well as capability building for state team members so that they can improve how we serve Missouri citizens. We do this by:

- o Lead and coordinate state level operational excellence efforts in conjunction with all department operational excellence leaders.
- o Lead and coordinate state level operational excellence initiatives as directed by the Governor's Office and the Commissioner of Administrations, such as efforts to improve Customer Service Centers across state government.
- o Develop and deliver trainings to support continuous improvement and problem-solving skills for state team members in any role, such as the Show Me Excellence White Belt, Yellow Belt, and Green Belt trainings. The annual Show Me Excellence Summit, that is hosted by the Center of Excellence, brings this community together yearly to learn together, hear from industry and other government leaders, and share best practice.
- o Host the annual Show Me Challenge competition which allows state team members to pitch their ideas to improve how we serve the citizens.

CORE DECISION ITEM

**Office of Administration
Personnel
CORE - Center For Operational Excellence**

Budget Unit 350172B

Bill Section 05.055

3. PROGRAM LISTING (list programs included in this core funding)

Show Me Excellence

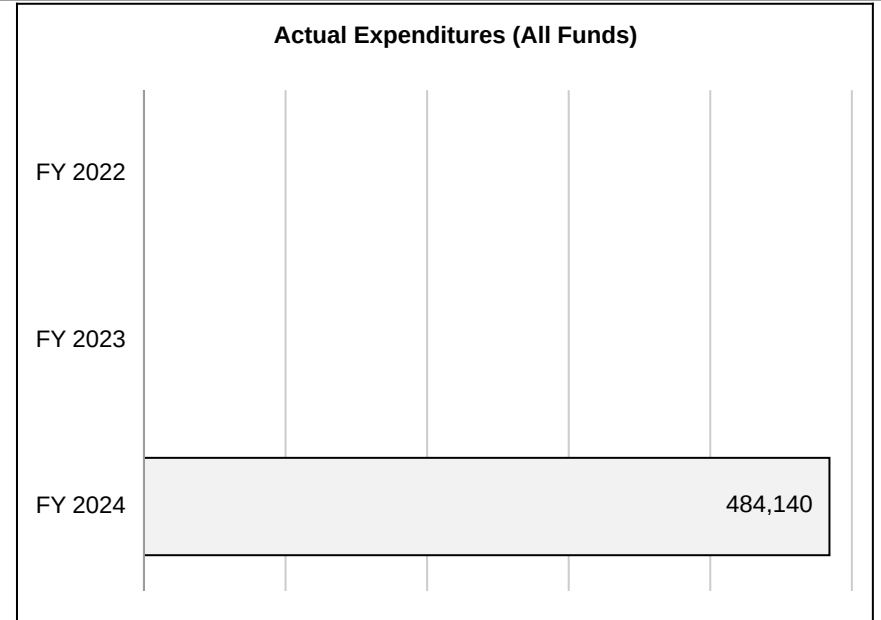
CORE DECISION ITEM

**Office of Administration
Personnel
CORE - Center For Operational Excellence**

**Budget Unit 350172B
Bill Section 05.055**

4. FINANCIAL HISTORY

	FY 2022	FY 2023	FY 2024	FY 2025
	Actual	Actual	Actual	Current Yr. as of 1/27/25
Appropriations (All Funds)	0	0	634,425	3,651,591
Less Reverted (All Funds)	0	0	(19,033)	(109,548)
Less Restricted (All Funds)*	0	0	0	0
Less Transfers Out	0	0	0	0
Plus Transfers In	0	0	0	0
Budget Authority (All Funds)	0	0	615,392	3,542,043
Actual Expenditures (all Fund)	0	0	484,140	N/A
Unexpended (All Funds)	0	0	131,252	N/A
Unexpended by Fund:				
General Revenue	0	0	131,252	N/A
Federal	0	0	0	N/A
Other	0	0	0	N/A



*Restricted amount is as of

Reverted includes the statutory three-percent reserve amount (when applicable).

Restricted includes any Governor's Expenditure Restrictions which remained at the end of the fiscal year (when applicable).

CORE DECISION ITEM

Office of Administration
 Personnel
 CORE - Center For Operational Excellence

Budget Unit 350172B
 Bill Section 05.055

5. CORE RECONCILIATION DETAIL

	Budget Class	FTE	GR	FED	OTHER	TOTAL	Explanation
TAFP After VETOES							
	PS	6.00	553,601	0	0	553,601	
	EE	0.00	97,990	0	0	97,990	
	PD	0.00	3,000,000	0	0	3,000,000	
	TRF	0.00	0	0	0	0	
	Total	6.00	3,651,591	0	0	3,651,591	
One-Times							
	PS	0.00	0	0	0	0	
	EE	0.00	0	0	0	0	
	PD	0.00	(3,000,000)	0	0	(3,000,000)	
	TRF	0.00	0	0	0	0	
	Total	0.00	(3,000,000)	0	0	(3,000,000)	
FY 26 Beginning Core							
	PS	6.00	553,601	0	0	553,601	
	EE	0.00	97,990	0	0	97,990	
	PD	0.00	0	0	0	0	
	TRF	0.00	0	0	0	0	
	Total	6.00	651,591	0	0	651,591	
Department Request Adjustments							

CORE DECISION ITEM

**Office of Administration
Personnel
CORE - Center For Operational Excellence**

Budget Unit 350172B

Bill Section 05.055

			Budget Class	FTE	GR	FED	OTHER	TOTAL	Explanation
Core Reallocation	CRA.35B.016	13099	PS	0.00	0	0	0	0	Reallocation between BOBCs to better reflect planned office staffing and spending.
Core Reallocation	CRA.35B.015	13111	EE	0.00	30,000	0	0	30,000	Core reallocation from DOP to OpEx to better reflect planned spending
Core Reallocation	CRA.35B.016	13111	EE	0.00	0	0	0	0	Reallocation between BOBCs to better reflect planned office staffing and spending.
Net Department Request Adjustments				0.00	30,000	0	0	30,000	
Department Request Core									
			PS	6.00	553,601	0	0	553,601	
			EE	0.00	127,990	0	0	127,990	
			PD	0.00	0	0	0	0	
			TRF	0.00	0	0	0	0	
			Total	6.00	681,591	0	0	681,591	
Governor's Recommended Core									
			PS	6.00	553,601	0	0	553,601	
			EE	0.00	127,990	0	0	127,990	
			PD	0.00	0	0	0	0	
			TRF	0.00	0	0	0	0	
			Total	6.00	681,591	0	0	681,591	

CORE DECISION ITEM

**Office of Administration
Personnel
CORE - Center For Operational Excellence**

Budget Unit 350172B

Bill Section 05.055

Summary of the Core by Expenditure Types

Account	FY24 Budget		FY24 Actual		FY25 Budget		FY25 Actual as of 1/27/25		FY26 DTREQ		FY26 GVREC	FY26 GVREC
	Dollars	FTE	Dollars	FTE	Dollars	FTE	Dollars	FTE	Dollars	FTE	Dollars	FTE
Regular Wages	536,435	6.00	0	0.00	0	0.00	0	0.00	0	0.00	0	0.00
Benefit Eligible Wages	0	0.00	421,213	4.98	553,601	6.00	296,065	3.46	553,601	6.00	553,601	6.00
Total PS	536,435	6.00	421,213	4.98	553,601	6.00	296,065	3.46	553,601	6.00	553,601	6.00
In State Travel	12,000	0.00	3,240	0.00	12,000	0.00	793	0.00	3,400	0.00	3,400	0.00
Out of State Travel	0	0.00	2,894	0.00	0	0.00	1,018	0.00	3,944	0.00	3,944	0.00
Supplies	2,436	0.00	19,943	0.00	2,436	0.00	9,247	0.00	39,677	0.00	39,677	0.00
Professional Development	9,000	0.00	6,985	0.00	9,000	0.00	3,139	0.00	14,079	0.00	14,079	0.00
Communications Services and Supplies	1,800	0.00	547	0.00	1,800	0.00	555	0.00	1,280	0.00	1,280	0.00
Professional Services	0	0.00	22,629	0.00	0	0.00	236,658	0.00	56,077	0.00	56,077	0.00
Maintenance and Repair Services	0	0.00	1,110	0.00	0	0.00	0	0.00	2,560	0.00	2,560	0.00
Computer Equipment	15,138	0.00	0	0.00	15,138	0.00	0	0.00	1,000	0.00	1,000	0.00
Office Equipment Expenses	47,616	0.00	1,241	0.00	47,616	0.00	758	0.00	2,560	0.00	2,560	0.00
Other Equipment	0	0.00	338	0.00	0	0.00	0	0.00	1,280	0.00	1,280	0.00
Building Lease Payments Operating	0	0.00	0	0.00	0	0.00	3,025	0.00	0	0.00	0	0.00
Miscellaneous Expenses	10,000	0.00	3,999	0.00	10,000	0.00	8,855	0.00	2,133	0.00	2,133	0.00
Total EE	97,990	0.00	62,926	0.00	97,990	0.00	264,048	0.00	127,990	0.00	127,990	0.00
Program Disbursements	0	0.00	0	0.00	3,000,000	0.00	0	0.00	0	0.00	0	0.00
Total PSD	0	0.00	0	0.00	3,000,000	0.00	0	0.00	0	0.00	0	0.00
Grand Total	634,425	6.00	484,140	4.98	3,651,591	6.00	560,113	3.46	681,591	6.00	681,591	6.00

CORE DECISION ITEM

Office of Administration
 Personnel
 CORE - Employee Referral Program

Budget Unit 350173B
 Bill Section 05.055

1. CORE FINANCIAL SUMMARY

	FY 2026 Department Request			
	GR	Federal	Other	Total
PS	406,000	0	0	406,000
EE	0	0	0	0
PSD	0	0	0	0
TRF	0	0	0	0
Total	406,000	0	0	406,000

FTE **0.00** **0.00** **0.00** **0.00**

Est. Fringe	150,220	0	0	150,220
--------------------	---------	---	---	---------

Note: Fringes budgeted in Appropriation Bill 5 except for certain fringes budgeted directly to MoDOT, Highway Patrol, and Conservation.

	FY 2026 Governor's Recommended			
	GR	Federal	Other	Total
PS	200,000	0	0	200,000
EE	0	0	0	0
PSD	0	0	0	0
TRF	0	0	0	0
Total	200,000	0	0	200,000

FTE **0.00** **0.00** **0.00** **0.00**

Est. Fringe	74,000	0	0	74,000
--------------------	--------	---	---	--------

Note: Fringes budgeted in Appropriation Bill 5 except for certain fringes budgeted directly to MoDOT, Highway Patrol, and Conservation.

2. CORE DESCRIPTION

The Division of Personnel is responsible for providing programs and services to promote recruitment, retention, and development of top talent across the State's over 44,000 team member enterprise. The division oversees statewide recruitment programs and initiatives to include a statewide employee referral program. The division coordinates a centralized effort that recognizes team members for successfully referring job applicants to work for the State of Missouri.

3. PROGRAM LISTING (list programs included in this core funding)

Employee Referral Program

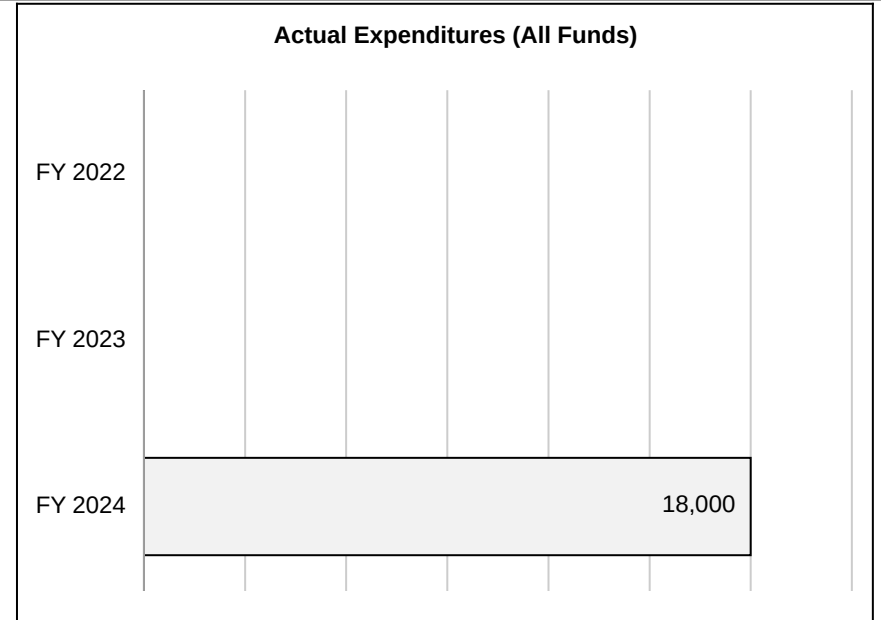
CORE DECISION ITEM

**Office of Administration
Personnel
CORE - Employee Referral Program**

**Budget Unit 350173B
Bill Section 05.055**

4. FINANCIAL HISTORY

	FY 2022	FY 2023	FY 2024	FY 2025
	Actual	Actual	Actual	Current Yr. as of 1/27/25
Appropriations (All Funds)	0	0	284,500	406,000
Less Reverted (All Funds)	0	0	(4,466)	(12,180)
Less Restricted (All Funds)*	0	0	0	0
Less Transfers Out	0	0	(402,669)	0
Plus Transfers In	0	0	402,669	0
Budget Authority (All Funds)	0	0	280,034	393,820
Actual Expenditures (all Fund)	0	0	18,000	N/A
Unexpended (All Funds)	0	0	262,034	N/A
Unexpended by Fund:				
General Revenue	0	0	130,311	N/A
Federal	0	0	59,180	N/A
Other	0	0	72,543	N/A



*Restricted amount is as of

Reverted includes the statutory three-percent reserve amount (when applicable).

Restricted includes any Governor's Expenditure Restrictions which remained at the end of the fiscal year (when applicable).

CORE DECISION ITEM

Office of Administration
 Personnel
 CORE - Employee Referral Program

Budget Unit 350173B
 Bill Section 05.055

5. CORE RECONCILIATION DETAIL

	Budget Class	FTE	GR	FED	OTHER	TOTAL	Explanation
TAFP After VETOES							
	PS	0.00	406,000	0	0	406,000	
	EE	0.00	0	0	0	0	
	PD	0.00	0	0	0	0	
	TRF	0.00	0	0	0	0	
	Total	0.00	406,000	0	0	406,000	
One-Times							
	PS	0.00	0	0	0	0	
	EE	0.00	0	0	0	0	
	PD	0.00	0	0	0	0	
	TRF	0.00	0	0	0	0	
	Total	0.00	0	0	0	0	
FY 26 Beginning Core							
	PS	0.00	406,000	0	0	406,000	
	EE	0.00	0	0	0	0	
	PD	0.00	0	0	0	0	
	TRF	0.00	0	0	0	0	
	Total	0.00	406,000	0	0	406,000	
Department Request Adjustments							

CORE DECISION ITEM

Office of Administration
 Personnel
 CORE - Employee Referral Program

Budget Unit 350173B
 Bill Section 05.055

	Budget Class	FTE	GR	FED	OTHER	TOTAL	Explanation
Net Department Request Adjustments		0.00	0	0	0	0	
Department Request Core							
	PS	0.00	406,000	0	0	406,000	
	EE	0.00	0	0	0	0	
	PD	0.00	0	0	0	0	
	TRF	0.00	0	0	0	0	
	Total	0.00	406,000	0	0	406,000	
Governor Recommended Changes							
Core Reduction	CRD.GV.027 15835	PS	0.00	(206,000)	0	0	(206,000) Core Reduction of excess authority
Net Governor Recommended Changes			0.00	(206,000)	0	0	(206,000)
Governor's Recommended Core							
	PS	0.00	200,000	0	0	200,000	
	EE	0.00	0	0	0	0	
	PD	0.00	0	0	0	0	
	TRF	0.00	0	0	0	0	
	Total	0.00	200,000	0	0	200,000	

CORE DECISION ITEM

**Office of Administration
Personnel
CORE - Employee Referral Program**

**Budget Unit 350173B
Bill Section 05.055**

Summary of the Core by Expenditure Types

Account	FY24 Budget		FY24 Actual		FY25 Budget		FY25 Actual as of 1/27/25		FY26 DTREQ		FY26 GVREC	FY26 GVREC
	Dollars	FTE	Dollars	FTE	Dollars	FTE	Dollars	FTE	Dollars	FTE	Dollars	FTE
Regular Wages	284,500	0.00	0	0.00	0	0.00	0	0.00	0	0.00	0	0.00
Benefit Eligible Wages	0	0.00	18,000	0.14	406,000	0.00	120,500	0.96	406,000	0.00	200,000	0.00
Planned Hourly Wages	0	0.00	0	0.00	0	0.00	250	0.00	0	0.00	0	0.00
Provisional Wages	0	0.00	0	0.00	0	0.00	1,500	0.01	0	0.00	0	0.00
Total PS	284,500	0.00	18,000	0.14	406,000	0.00	122,250	0.98	406,000	0.00	200,000	0.00
Grand Total	284,500	0.00	18,000	0.14	406,000	0.00	122,250	0.98	406,000	0.00	200,000	0.00

CORE DECISION ITEM

Office of Administration
 Personnel
 CORE - Analytical Data for Hiring

Budget Unit 350174B
 Bill Section 05.055

1. CORE FINANCIAL SUMMARY

	FY 2026 Department Request			
	GR	Federal	Other	Total
PS	0	0	0	0
EE	2,200,000	0	0	2,200,000
PSD	0	0	0	0
TRF	0	0	0	0
Total	2,200,000	0	0	2,200,000

FTE	0.00	0.00	0.00	0.00
------------	-------------	-------------	-------------	-------------

Est. Fringe	0	0	0	0
--------------------	---	---	---	---

Note: Fringes budgeted in Appropriation Bill 5 except for certain fringes budgeted directly to MoDOT, Highway Patrol, and Conservation.

	FY 2026 Governor's Recommended			
	GR	Federal	Other	Total
PS	0	0	0	0
EE	2,200,000	0	0	2,200,000
PSD	0	0	0	0
TRF	0	0	0	0
Total	2,200,000	0	0	2,200,000

FTE	0.00	0.00	0.00	0.00
------------	-------------	-------------	-------------	-------------

Est. Fringe	0	0	0	0
--------------------	---	---	---	---

Note: Fringes budgeted in Appropriation Bill 5 except for certain fringes budgeted directly to MoDOT, Highway Patrol, and Conservation.

2. CORE DESCRIPTION

The Division of Personnel is responsible for providing programs and services to promote recruitment, retention, and development of top talent across the State's over 44,000 team member enterprise. In an effort to enhance the team member journey, the Division extracts valuable insights from workforce data and equips leaders across the State to take informed action. People analysis allows the Division to assess organizational culture to address turnover and retention challenges, uncover factors contributing to employee disengagement and identify high-impact areas and opportunities for talent development and team engagement. Data analytics provide valuable insights that enable informed decision-making and shape the future of training, hiring, and retaining the workforce.

3. PROGRAM LISTING (list programs included in this core funding)

Analytical Data for Hiring

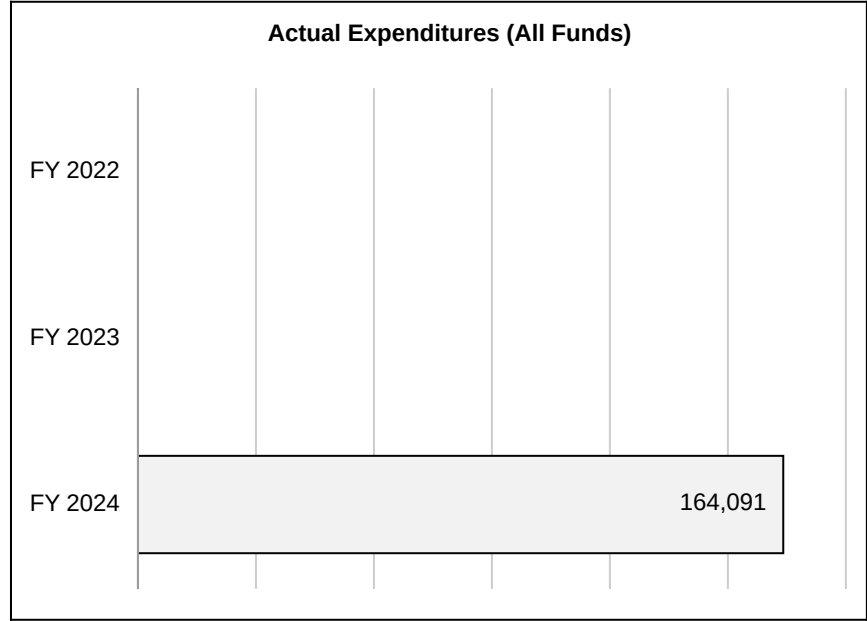
CORE DECISION ITEM

**Office of Administration
Personnel
CORE - Analytical Data for Hiring**

**Budget Unit 350174B
Bill Section 05.055**

4. FINANCIAL HISTORY

	FY 2022	FY 2023	FY 2024	FY 2025
	Actual	Actual	Actual	Current Yr. as of 1/27/25
Appropriations (All Funds)	0	0	2,200,000	2,200,000
Less Reverted (All Funds)	0	0	(66,000)	(66,000)
Less Restricted (All Funds)*	0	0	0	0
Less Transfers Out	0	0	0	0
Plus Transfers In	0	0	0	0
Budget Authority (All Funds)	0	0	2,134,000	2,134,000
Actual Expenditures (all Fund)	0	0	164,091	N/A
Unexpended (All Funds)	0	0	1,969,909	N/A
Unexpended by Fund:				
General Revenue	0	0	1,969,909	N/A
Federal	0	0	0	N/A
Other	0	0	0	N/A



*Restricted amount is as of

Reverted includes the statutory three-percent reserve amount (when applicable).

Restricted includes any Governor's Expenditure Restrictions which remained at the end of the fiscal year (when applicable).

CORE DECISION ITEM

Office of Administration
 Personnel
 CORE - Analytical Data for Hiring

Budget Unit 350174B
 Bill Section 05.055

5. CORE RECONCILIATION DETAIL

	Budget Class	FTE	GR	FED	OTHER	TOTAL	Explanation
TAFP After VETOES							
	PS	0.00	0	0	0	0	
	EE	0.00	2,200,000	0	0	2,200,000	
	PD	0.00	0	0	0	0	
	TRF	0.00	0	0	0	0	
	Total	0.00	2,200,000	0	0	2,200,000	
One-Times							
	PS	0.00	0	0	0	0	
	EE	0.00	0	0	0	0	
	PD	0.00	0	0	0	0	
	TRF	0.00	0	0	0	0	
	Total	0.00	0	0	0	0	
FY 26 Beginning Core							
	PS	0.00	0	0	0	0	
	EE	0.00	2,200,000	0	0	2,200,000	
	PD	0.00	0	0	0	0	
	TRF	0.00	0	0	0	0	
	Total	0.00	2,200,000	0	0	2,200,000	
Department Request Adjustments							

CORE DECISION ITEM

Office of Administration
 Personnel
 CORE - Analytical Data for Hiring

Budget Unit 350174B

Bill Section 05.055

	Budget Class	FTE	GR	FED	OTHER	TOTAL	Explanation
Net Department Request Adjustments		0.00	0	0	0	0	
Department Request Core							
	PS	0.00	0	0	0	0	
	EE	0.00	2,200,000	0	0	2,200,000	
	PD	0.00	0	0	0	0	
	TRF	0.00	0	0	0	0	
	Total	0.00	2,200,000	0	0	2,200,000	
Governor's Recommended Core							
	PS	0.00	0	0	0	0	
	EE	0.00	2,200,000	0	0	2,200,000	
	PD	0.00	0	0	0	0	
	TRF	0.00	0	0	0	0	
	Total	0.00	2,200,000	0	0	2,200,000	

CORE DECISION ITEM

Office of Administration
 Personnel
 CORE - Analytical Data for Hiring

Budget Unit 350174B
 Bill Section 05.055

Summary of the Core by Expenditure Types

Account	FY24 Budget		FY24 Actual		FY25 Budget		FY25 Actual as of 1/27/25		FY26 DTREQ		FY26 GVREC	FY26 GVREC
	Dollars	FTE	Dollars	FTE	Dollars	FTE	Dollars	FTE	Dollars	FTE	Dollars	FTE
Professional Services	2,200,000	0.00	164,091	0.00	2,200,000	0.00	439,091	0.00	2,200,000	0.00	2,200,000	0.00
Maintenance and Repair Services	0	0.00	0	0.00	0	0.00	31,080	0.00	0	0.00	0	0.00
Other Equipment	0	0.00	0	0.00	0	0.00	6,535	0.00	0	0.00	0	0.00
Total EE	2,200,000	0.00	164,091	0.00	2,200,000	0.00	476,706	0.00	2,200,000	0.00	2,200,000	0.00
Grand Total	2,200,000	0.00	164,091	0.00	2,200,000	0.00	476,706	0.00	2,200,000	0.00	2,200,000	0.00

CORE DECISION ITEM

**Office of Administration
Personnel
CORE - Rewards and Recognition Program**

**Budget Unit 350050B
Bill Section 05.060**

1. CORE FINANCIAL SUMMARY

	FY 2026 Department Request			
	GR	Federal	Other	Total
PS	0	0	0	0
EE	6,663,450	0	0	6,663,450
PSD	0	0	0	0
TRF	0	0	0	0
Total	6,663,450	0	0	6,663,450

FTE **0.00** **0.00** **0.00** **0.00**

Est. Fringe	0	0	0	0
--------------------	---	---	---	---

Note: Fringes budgeted in Appropriation Bill 5 except for certain fringes budgeted directly to MoDOT, Highway Patrol, and Conservation.

	FY 2026 Governor's Recommended			
	GR	Federal	Other	Total
PS	0	0	0	0
EE	4,000,000	0	0	4,000,000
PSD	0	0	0	0
TRF	0	0	0	0
Total	4,000,000	0	0	4,000,000

FTE **0.00** **0.00** **0.00** **0.00**

Est. Fringe	0	0	0	0
--------------------	---	---	---	---

Note: Fringes budgeted in Appropriation Bill 5 except for certain fringes budgeted directly to MoDOT, Highway Patrol, and Conservation.

2. CORE DESCRIPTION

The Division of Personnel is responsible for providing programs and services to promote recruitment, retention, and development of top talent across the State's over 44,000 team member enterprise. The division oversees statewide rewards and recognition programs to include the Professional and Leadership Development Award (PLDA). The division coordinates with Human Resource professionals from each of the 17 executive departments to reward and recognize the top performers amongst State team members by investing in their professional development through PLDA.

3. PROGRAM LISTING (list programs included in this core funding)

Professional and Leadership Development Award (PLDA)

CORE DECISION ITEM

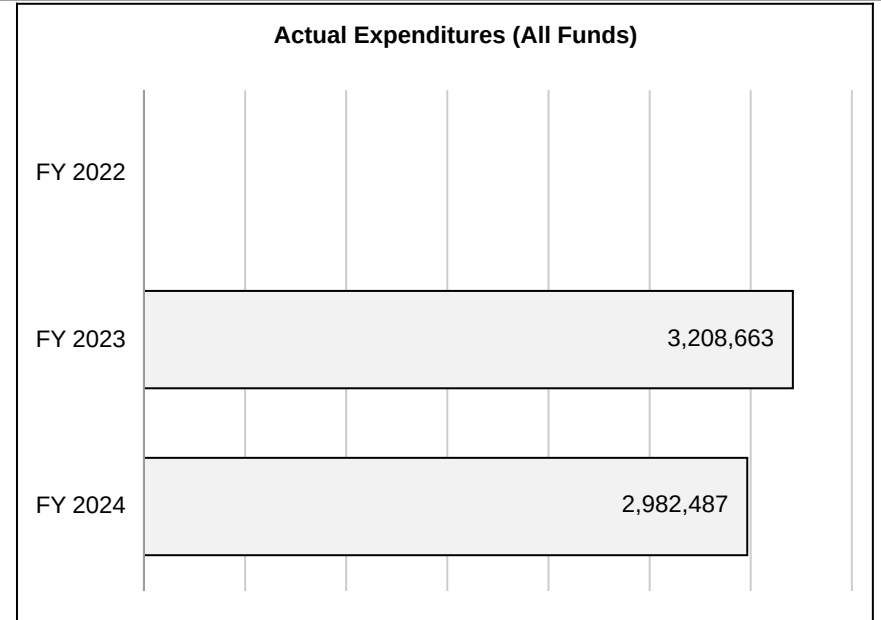
**Office of Administration
Personnel
CORE - Rewards and Recognition Program**

Budget Unit 350050B

Bill Section 05.060

4. FINANCIAL HISTORY

	FY 2022	FY 2023	FY 2024	FY 2025
	Actual	Actual	Actual	Current Yr. as of 1/27/25
Appropriations (All Funds)	0	6,663,450	6,663,450	6,663,450
Less Reverted (All Funds)	0	(199,903)	(199,903)	(199,903)
Less Restricted (All Funds)*	0	0	0	0
Less Transfers Out	0	0	(1,000,208)	(977,142)
Plus Transfers In	0	0	1,000,208	977,142
Budget Authority (All Funds)	0	6,463,547	6,463,547	6,463,547
Actual Expenditures (all Fund)	0	3,208,663	2,982,487	N/A
Unexpended (All Funds)	0	3,254,884	3,481,060	N/A
Unexpended by Fund:				
General Revenue	0	3,254,884	3,481,060	N/A
Federal	0	0	0	N/A
Other	0	0	0	N/A



*Restricted amount is as of

Reverted includes the statutory three-percent reserve amount (when applicable).

Restricted includes any Governor's Expenditure Restrictions which remained at the end of the fiscal year (when applicable).

CORE DECISION ITEM

Office of Administration
 Personnel
 CORE - Rewards and Recognition Program

Budget Unit 350050B
 Bill Section 05.060

5. CORE RECONCILIATION DETAIL

	Budget Class	FTE	GR	FED	OTHER	TOTAL	Explanation
TAFP After VETOES							
	PS	0.00	0	0	0	0	
	EE	0.00	0	0	0	0	
	PD	0.00	6,663,450	0	0	6,663,450	
	TRF	0.00	0	0	0	0	
	Total	0.00	6,663,450	0	0	6,663,450	
One-Times							
	PS	0.00	0	0	0	0	
	EE	0.00	0	0	0	0	
	PD	0.00	0	0	0	0	
	TRF	0.00	0	0	0	0	
	Total	0.00	0	0	0	0	
FY 26 Beginning Core							
	PS	0.00	0	0	0	0	
	EE	0.00	0	0	0	0	
	PD	0.00	6,663,450	0	0	6,663,450	
	TRF	0.00	0	0	0	0	
	Total	0.00	6,663,450	0	0	6,663,450	
Department Request Adjustments							

CORE DECISION ITEM

**Office of Administration
Personnel
CORE - Rewards and Recognition Program**

Budget Unit 350050B

Bill Section 05.060

			Budget Class	FTE	GR	FED	OTHER	TOTAL	Explanation
Core Reallocation	CRA.35B.017	12798	EE	0.00	44,845	0	0	44,845	Core Reallocations to add BOBCs and better align the budget with planned spending.
Core Reallocation	CRA.35B.017	12800	EE	0.00	38,660	0	0	38,660	Core Reallocations to add BOBCs and better align the budget with planned spending.
Core Reallocation	CRA.35B.017	12805	EE	0.00	51,031	0	0	51,031	Core Reallocations to add BOBCs and better align the budget with planned spending.
Core Reallocation	CRA.35B.017	12810	EE	0.00	102,062	0	0	102,062	Core Reallocations to add BOBCs and better align the budget with planned spending.
Core Reallocation	CRA.35B.017	12811	EE	0.00	89,691	0	0	89,691	Core Reallocations to add BOBCs and better align the budget with planned spending.
Core Reallocation	CRA.35B.017	12814	EE	0.00	179,381	0	0	179,381	Core Reallocations to add BOBCs and better align the budget with planned spending.
Core Reallocation	CRA.35B.017	12815	EE	0.00	214,948	0	0	214,948	Core Reallocations to add BOBCs and better align the budget with planned spending.
Core Reallocation	CRA.35B.017	12818	EE	0.00	261,340	0	0	261,340	Core Reallocations to add BOBCs and better align the budget with planned spending.
Core Reallocation	CRA.35B.017	12819	EE	0.00	235,052	0	0	235,052	Core Reallocations to add BOBCs and better align the budget with planned spending.
Core Reallocation	CRA.35B.017	12824	EE	0.00	1,096,439	0	0	1,096,439	Core Reallocations to add BOBCs and better align the budget with planned spending.
Core Reallocation	CRA.35B.017	12825	EE	0.00	578,351	0	0	578,351	Core Reallocations to add BOBCs and better align the budget with planned spending.
Core Reallocation	CRA.35B.017	12826	EE	0.00	688,144	0	0	688,144	Core Reallocations to add BOBCs and better align the budget with planned spending.
Core Reallocation	CRA.35B.017	12827	EE	0.00	913,918	0	0	913,918	Core Reallocations to add BOBCs and better align the budget with planned spending.
Core Reallocation	CRA.35B.017	12828	EE	0.00	830,412	0	0	830,412	Core Reallocations to add BOBCs and better align the budget with planned spending.
Core Reallocation	CRA.35B.017	12829	EE	0.00	1,277,320	0	0	1,277,320	Core Reallocations to add BOBCs and better align the budget with planned spending.
Core Reallocation	CRA.35B.017	13204	EE	0.00	61,856	0	0	61,856	Core Reallocations to add BOBCs and better align the budget with planned spending.

CORE DECISION ITEM

**Office of Administration
Personnel
CORE - Rewards and Recognition Program**

Budget Unit 350050B

Bill Section 05.060

			Budget Class	FTE	GR	FED	OTHER	TOTAL	Explanation
Core Reallocation	CRA.35B.017	12798	PD	0.00	(20,642)	0	0	(20,642)	Core Reallocations to add BOBCs and better align the budget with planned spending.
Core Reallocation	CRA.35B.017	12800	PD	0.00	(47,560)	0	0	(47,560)	Core Reallocations to add BOBCs and better align the budget with planned spending.
Core Reallocation	CRA.35B.017	12805	PD	0.00	(55,142)	0	0	(55,142)	Core Reallocations to add BOBCs and better align the budget with planned spending.
Core Reallocation	CRA.35B.017	12810	PD	0.00	(105,374)	0	0	(105,374)	Core Reallocations to add BOBCs and better align the budget with planned spending.
Core Reallocation	CRA.35B.017	12811	PD	0.00	(96,500)	0	0	(96,500)	Core Reallocations to add BOBCs and better align the budget with planned spending.
Core Reallocation	CRA.35B.017	12814	PD	0.00	(185,057)	0	0	(185,057)	Core Reallocations to add BOBCs and better align the budget with planned spending.
Core Reallocation	CRA.35B.017	12815	PD	0.00	(216,814)	0	0	(216,814)	Core Reallocations to add BOBCs and better align the budget with planned spending.
Core Reallocation	CRA.35B.017	12818	PD	0.00	(250,965)	0	0	(250,965)	Core Reallocations to add BOBCs and better align the budget with planned spending.
Core Reallocation	CRA.35B.017	12819	PD	0.00	(228,822)	0	0	(228,822)	Core Reallocations to add BOBCs and better align the budget with planned spending.
Core Reallocation	CRA.35B.017	12822	PD	0.00	(231,284)	0	0	(231,284)	Core Reallocations to add BOBCs and better align the budget with planned spending.
Core Reallocation	CRA.35B.017	12824	PD	0.00	(253,097)	0	0	(253,097)	Core Reallocations to add BOBCs and better align the budget with planned spending.
Core Reallocation	CRA.35B.017	12825	PD	0.00	(1,005,331)	0	0	(1,005,331)	Core Reallocations to add BOBCs and better align the budget with planned spending.
Core Reallocation	CRA.35B.017	12826	PD	0.00	(786,143)	0	0	(786,143)	Core Reallocations to add BOBCs and better align the budget with planned spending.
Core Reallocation	CRA.35B.017	12827	PD	0.00	(946,277)	0	0	(946,277)	Core Reallocations to add BOBCs and better align the budget with planned spending.
Core Reallocation	CRA.35B.017	12828	PD	0.00	(1,003,880)	0	0	(1,003,880)	Core Reallocations to add BOBCs and better align the budget with planned spending.
Core Reallocation	CRA.35B.017	12829	PD	0.00	(1,161,262)	0	0	(1,161,262)	Core Reallocations to add BOBCs and better align the budget with planned spending.

CORE DECISION ITEM

**Office of Administration
Personnel
CORE - Rewards and Recognition Program**

Budget Unit 350050B

Bill Section 05.060

			Budget Class	FTE	GR	FED	OTHER	TOTAL	Explanation
Core Reallocation	CRA.35B.017	13204	PD	0.00	(69,300)	0	0	(69,300)	Core Reallocations to add BOBCs and better align the budget with planned spending.
Net Department Request Adjustments				0.00	0	0	0	0	
Department Request Core									
			PS	0.00	0	0	0	0	
			EE	0.00	6,663,450	0	0	6,663,450	
			PD	0.00	0	0	0	0	
			TRF	0.00	0	0	0	0	
Total				0.00	6,663,450	0	0	6,663,450	
Governor Recommended Changes									
Core Reduction	CRD.GV.028	12798	EE	0.00	(8,251)	0	0	(8,251)	Core reduction of excess authority
Core Reduction	CRD.GV.028	12800	EE	0.00	(19,010)	0	0	(19,010)	Core reduction of excess authority
Core Reduction	CRD.GV.028	12805	EE	0.00	(22,041)	0	0	(22,041)	Core reduction of excess authority
Core Reduction	CRD.GV.028	12810	EE	0.00	(42,119)	0	0	(42,119)	Core reduction of excess authority
Core Reduction	CRD.GV.028	12811	EE	0.00	(38,572)	0	0	(38,572)	Core reduction of excess authority
Core Reduction	CRD.GV.028	12814	EE	0.00	(73,969)	0	0	(73,969)	Core reduction of excess authority
Core Reduction	CRD.GV.028	12815	EE	0.00	(86,663)	0	0	(86,663)	Core reduction of excess authority
Core Reduction	CRD.GV.028	12818	EE	0.00	(100,313)	0	0	(100,313)	Core reduction of excess authority
Core Reduction	CRD.GV.028	12819	EE	0.00	(91,463)	0	0	(91,463)	Core reduction of excess authority
Core Reduction	CRD.GV.028	12824	EE	0.00	(101,165)	0	0	(101,165)	Core reduction of excess authority
Core Reduction	CRD.GV.028	12825	EE	0.00	(401,841)	0	0	(401,841)	Core reduction of excess authority

CORE DECISION ITEM

Office of Administration

Budget Unit 350050B

Personnel

Bill Section 05.060

CORE - Rewards and Recognition Program

Core Reduction	CRD.GV.028	12826	EE	0.00	(314,230)	0	0	(314,230)	Core reduction of excess authority
Core Reduction	CRD.GV.028	12827	EE	0.00	(470,684)	0	0	(470,684)	Core reduction of excess authority
Core Reduction	CRD.GV.028	12828	EE	0.00	(401,261)	0	0	(401,261)	Core reduction of excess authority
Core Reduction	CRD.GV.028	12829	EE	0.00	(464,168)	0	0	(464,168)	Core reduction of excess authority
Core Reduction	CRD.GV.028	13204	EE	0.00	(27,700)	0	0	(27,700)	Core reduction of excess authority

Net Governor Recommended Changes

0.00 (2,663,450) 0 0 (2,663,450)

Governor's Recommended Core

PS	0.00	0	0	0	0
EE	0.00	4,000,000	0	0	4,000,000
PD	0.00	0	0	0	0
TRF	0.00	0	0	0	0
Total	0.00	4,000,000	0	0	4,000,000

CORE DECISION ITEM

**Office of Administration
Personnel
CORE - Rewards and Recognition Program**

Budget Unit 350050B

Bill Section 05.060

Summary of the Core by Expenditure Types

Account	FY24 Budget		FY24 Actual		FY25 Budget		FY25 Actual as of 1/27/25		FY26 DTREQ		FY26 GVREC	FY26 GVREC
	Dollars	FTE	Dollars	FTE	Dollars	FTE	Dollars	FTE	Dollars	FTE	Dollars	FTE
In State Travel	0	0.00	208,063	0.00	0	0.00	55,075	0.00	333,174	0.00	333,174	0.00
Out of State Travel	0	0.00	460,281	0.00	0	0.00	209,736	0.00	1,199,421	0.00	1,006,974	0.00
Supplies	0	0.00	381,120	0.00	0	0.00	89,264	0.00	599,712	0.00	599,712	0.00
Professional Development	0	0.00	1,666,078	0.00	0	0.00	468,920	0.00	3,998,071	0.00	1,527,068	0.00
Professional Services	0	0.00	179,616	0.00	0	0.00	63,448	0.00	333,169	0.00	333,169	0.00
Maintenance and Repair Services	0	0.00	249	0.00	0	0.00	0	0.00	0	0.00	0	0.00
Office Equipment Expenses	0	0.00	1,313	0.00	0	0.00	0	0.00	0	0.00	0	0.00
Other Equipment	0	0.00	1,693	0.00	0	0.00	0	0.00	0	0.00	0	0.00
Building Lease Payments Operating	0	0.00	650	0.00	0	0.00	0	0.00	86,738	0.00	86,738	0.00
Equipment Lease Payments	0	0.00	2,180	0.00	0	0.00	0	0.00	0	0.00	0	0.00
Miscellaneous Expenses	0	0.00	79,007	0.00	0	0.00	12,987	0.00	113,165	0.00	113,165	0.00
Total EE	0	0.00	2,980,249	0.00	0	0.00	899,431	0.00	6,663,450	0.00	4,000,000	0.00
Program Disbursements	6,663,450	0.00	2,238	0.00	6,663,450	0.00	1,750	0.00	0	0.00	0	0.00
Total PSD	6,663,450	0.00	2,238	0.00	6,663,450	0.00	1,750	0.00	0	0.00	0	0.00
Grand Total	6,663,450	0.00	2,982,487	0.00	6,663,450	0.00	901,181	0.00	6,663,450	0.00	4,000,000	0.00

CORE DECISION ITEM

Office of Administration
 Personnel
 CORE - MO MoRE Program - Employee Suggestion Award

Budget Unit 350051B
 Bill Section 05.065

1. CORE FINANCIAL SUMMARY

	FY 2026 Department Request			
	GR	Federal	Other	Total
PS	19,000	0	0	19,000
EE	1,000	0	0	1,000
PSD	0	0	0	0
TRF	0	0	0	0
Total	20,000	0	0	20,000
FTE	0.00	0.00	0.00	0.00
Est. Fringe	0	0	0	0

Note: Fringes budgeted in Appropriation Bill 5 except for certain fringes budgeted directly to MoDOT, Highway Patrol, and Conservation.

	FY 2026 Governor's Recommended			
	GR	Federal	Other	Total
PS	19,000	0	0	19,000
EE	1,000	0	0	1,000
PSD	0	0	0	0
TRF	0	0	0	0
Total	20,000	0	0	20,000
FTE	0.00	0.00	0.00	0.00
Est. Fringe	0	0	0	0

Note: Fringes budgeted in Appropriation Bill 5 except for certain fringes budgeted directly to MoDOT, Highway Patrol, and Conservation.

2. CORE DESCRIPTION

The State Employee Suggestion Program, Missouri Relies on Everyone (MoRE), provides state employees with an opportunity to share their ideas, suggestions, or recommendations. The Program also provides a way to identify, recognize and reward the ingenuity and commitment to excellence of state employees for their suggestions.

3. PROGRAM LISTING (list programs included in this core funding)

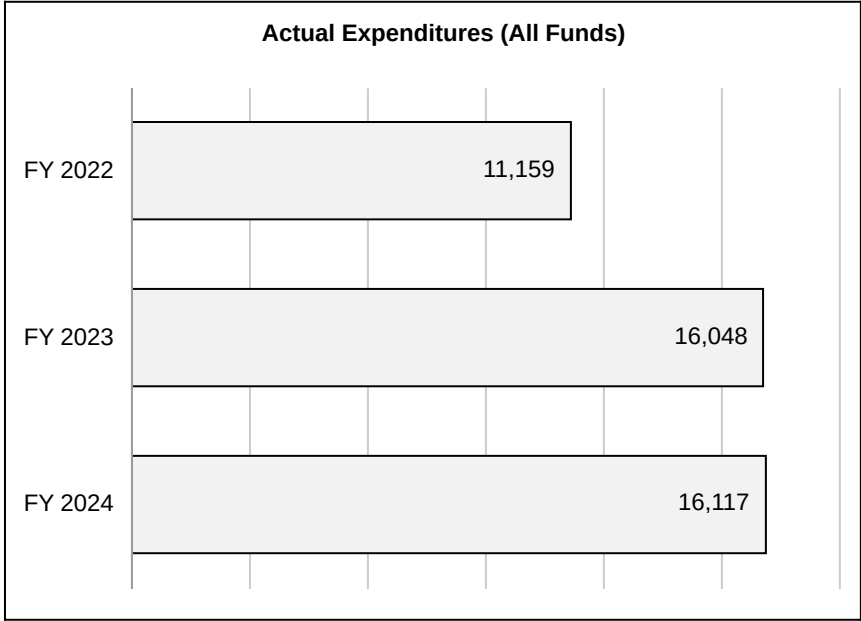
CORE DECISION ITEM

**Office of Administration
Personnel
CORE - MO MoRE Program - Employee Suggestion Award**

**Budget Unit 350051B
Bill Section 05.065**

4. FINANCIAL HISTORY

	FY 2022	FY 2023	FY 2024	FY 2025
	Actual	Actual	Actual	Current Yr. as of 1/27/25
Appropriations (All Funds)	20,000	20,000	20,000	20,000
Less Reverted (All Funds)	(600)	(600)	(600)	(600)
Less Restricted (All Funds)*	0	0	0	0
Less Transfers Out	0	0	0	0
Plus Transfers In	0	0	0	0
Budget Authority (All Funds)	19,400	19,400	19,400	19,400
Actual Expenditures (all Fund)	11,159	16,048	16,117	N/A
Unexpended (All Funds)	8,241	3,352	3,283	N/A
Unexpended by Fund:				
General Revenue	8,241	3,352	3,283	N/A
Federal	0	0	0	N/A
Other	0	0	0	N/A



*Restricted amount is as of

Reverted includes the statutory three-percent reserve amount (when applicable).

Restricted includes any Governor's Expenditure Restrictions which remained at the end of the fiscal year (when applicable).

CORE DECISION ITEM

Office of Administration
 Personnel
 CORE - MO MoRE Program - Employee Suggestion Award

Budget Unit 350051B
 Bill Section 05.065

5. CORE RECONCILIATION DETAIL

	Budget Class	FTE	GR	FED	OTHER	TOTAL	Explanation
TAFP After VETOES							
	PS	0.00	19,000	0	0	19,000	
	EE	0.00	1,000	0	0	1,000	
	PD	0.00	0	0	0	0	
	TRF	0.00	0	0	0	0	
	Total	0.00	20,000	0	0	20,000	
One-Times							
	PS	0.00	0	0	0	0	
	EE	0.00	0	0	0	0	
	PD	0.00	0	0	0	0	
	TRF	0.00	0	0	0	0	
	Total	0.00	0	0	0	0	
FY 26 Beginning Core							
	PS	0.00	19,000	0	0	19,000	
	EE	0.00	1,000	0	0	1,000	
	PD	0.00	0	0	0	0	
	TRF	0.00	0	0	0	0	
	Total	0.00	20,000	0	0	20,000	
Department Request Adjustments							

CORE DECISION ITEM

Office of Administration

Budget Unit 350051B

Personnel

CORE - MO MoRE Program - Employee Suggestion Award

Bill Section 05.065

	Budget Class	FTE	GR	FED	OTHER	TOTAL	Explanation
Net Department Request Adjustments		0.00	0	0	0	0	
Department Request Core							
	PS	0.00	19,000	0	0	19,000	
	EE	0.00	1,000	0	0	1,000	
	PD	0.00	0	0	0	0	
	TRF	0.00	0	0	0	0	
	Total	0.00	20,000	0	0	20,000	
Governor's Recommended Core							
	PS	0.00	19,000	0	0	19,000	
	EE	0.00	1,000	0	0	1,000	
	PD	0.00	0	0	0	0	
	TRF	0.00	0	0	0	0	
	Total	0.00	20,000	0	0	20,000	

CORE DECISION ITEM

Office of Administration

Budget Unit 350051B

Personnel

CORE - MO MoRE Program - Employee Suggestion Award

Bill Section 05.065

Summary of the Core by Expenditure Types

Account	FY24 Budget		FY24 Actual		FY25 Budget		FY25 Actual as of 1/27/25		FY26 DTREQ		FY26 GVREC	FY26 GVREC
	Dollars	FTE	Dollars	FTE	Dollars	FTE	Dollars	FTE	Dollars	FTE	Dollars	FTE
Regular Wages	19,000	0.00	0	0.00	0	0.00	0	0.00	0	0.00	0	0.00
Leave Payouts	0	0.00	15,550	0.00	0	0.00	17,550	0.00	0	0.00	0	0.00
Benefit Eligible Wages	0	0.00	0	0.00	19,000	0.00	0	0.00	19,000	0.00	19,000	0.00
Total PS	19,000	0.00	15,550	0.00	19,000	0.00	17,550	0.00	19,000	0.00	19,000	0.00
Supplies	1,000	0.00	389	0.00	1,000	0.00	0	0.00	1,000	0.00	1,000	0.00
Miscellaneous Expenses	0	0.00	179	0.00	0	0.00	178	0.00	0	0.00	0	0.00
Total EE	1,000	0.00	567	0.00	1,000	0.00	178	0.00	1,000	0.00	1,000	0.00
Grand Total	20,000	0.00	16,117	0.00	20,000	0.00	17,728	0.00	20,000	0.00	20,000	0.00

CORE DECISION ITEM

**Office of Administration
Purchasing
CORE - Operating - Purchasing**

**Budget Unit 350052B
Bill Section 05.070**

1. CORE FINANCIAL SUMMARY

	FY 2026 Department Request			
	GR	Federal	Other	Total
PS	2,894,956	17,024	22,373	2,934,353
EE	84,666	0	0	84,666
PSD	0	0	0	0
TRF	0	0	0	0
Total	2,979,622	17,024	22,373	3,019,019

FTE **42.55** **0.20** **0.25** **43.00**

Est. Fringe	1,710,192	9,303	12,033	1,731,528
--------------------	-----------	-------	--------	-----------

Note: Fringes budgeted in Appropriation Bill 5 except for certain fringes budgeted directly to MoDOT, Highway Patrol, and Conservation.

Federal Funds: 1122:Department of Labor and Industrial Relations Administr
1148:Department of Mental Health Federal
1155:Job Development and Training Fund
Other Funds: 1500:Natural Resources Cost Allocation Fund
1501:State Facility Maintenance and Operation Fund
1503:DCI Administrative Fund
1547:Department of Economic Development Administrative
1970:Agriculture Protection Fund

	FY 2026 Governor's Recommended			
	GR	Federal	Other	Total
PS	2,894,956	17,024	22,373	2,934,353
EE	84,666	0	0	84,666
PSD	0	0	0	0
TRF	0	0	0	0
Total	2,979,622	17,024	22,373	3,019,019

FTE **42.55** **0.20** **0.25** **43.00**

Est. Fringe	1,710,192	9,303	12,033	1,731,528
--------------------	-----------	-------	--------	-----------

Note: Fringes budgeted in Appropriation Bill 5 except for certain fringes budgeted directly to MoDOT, Highway Patrol, and Conservation.

Federal Funds: 1122:Department of Labor and Industrial Relations Administr
1148:Department of Mental Health Federal
1155:Job Development and Training Fund
Other Funds: 1500:Natural Resources Cost Allocation Fund
1501:State Facility Maintenance and Operation Fund
1503:DCI Administrative Fund
1547:Department of Economic Development Administrative
1970:Agriculture Protection Fund

2. CORE DESCRIPTION

This core is for funding to provide procurement services for the various state agencies. The procurement activity helps agencies meet their missions by obtaining goods and services in accordance with statutory mandate to let contracts to the lowest and best vendor.

3. PROGRAM LISTING (list programs included in this core funding)

CORE DECISION ITEM

Office of Administration
Purchasing
CORE - Operating - Purchasing

Budget Unit 350052B

Bill Section 05.070

Purchasing Operations

CORE DECISION ITEM

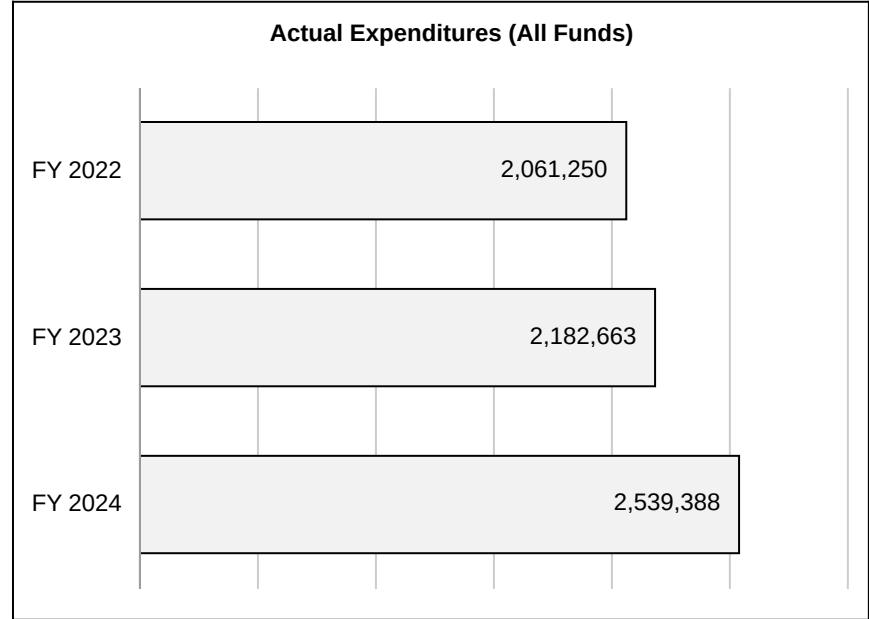
**Office of Administration
Purchasing
CORE - Operating - Purchasing**

Budget Unit 350052B

Bill Section 05.070

4. FINANCIAL HISTORY

	FY 2022	FY 2023	FY 2024	FY 2025
	Actual	Actual	Actual	Current Yr. as of 1/27/25
Appropriations (All Funds)	2,226,709	2,381,162	2,955,831	3,019,019
Less Reverted (All Funds)	(65,812)	(70,381)	(87,530)	(89,389)
Less Restricted (All Funds)*	0	0	0	0
Less Transfers Out	0	0	0	0
Plus Transfers In	0	0	0	0
Budget Authority (All Funds)	2,160,897	2,310,781	2,868,301	2,929,630
Actual Expenditures (all Fund)	2,061,250	2,182,663	2,539,388	N/A
Unexpended (All Funds)	99,647	128,118	328,913	N/A
Unexpended by Fund:				
General Revenue	95,556	125,409	325,073	N/A
Federal	109	820	2,193	N/A
Other	3,982	1,888	1,646	N/A



*Restricted amount is as of

Reverted includes the statutory three-percent reserve amount (when applicable).

Restricted includes any Governor's Expenditure Restrictions which remained at the end of the fiscal year (when applicable).

CORE DECISION ITEM

Office of Administration
Purchasing
CORE - Operating - Purchasing

Budget Unit 350052B
Bill Section 05.070

5. CORE RECONCILIATION DETAIL

	Budget Class	FTE	GR	FED	OTHER	TOTAL	Explanation
TAFP After VETOES							
	PS	43.00	2,894,956	17,024	22,373	2,934,353	
	EE	0.00	84,666	0	0	84,666	
	PD	0.00	0	0	0	0	
	TRF	0.00	0	0	0	0	
	Total	43.00	2,979,622	17,024	22,373	3,019,019	
One-Times							
	PS	0.00	0	0	0	0	
	EE	0.00	0	0	0	0	
	PD	0.00	0	0	0	0	
	TRF	0.00	0	0	0	0	
	Total	0.00	0	0	0	0	
FY 26 Beginning Core							
	PS	43.00	2,894,956	17,024	22,373	2,934,353	
	EE	0.00	84,666	0	0	84,666	
	PD	0.00	0	0	0	0	
	TRF	0.00	0	0	0	0	
	Total	43.00	2,979,622	17,024	22,373	3,019,019	
Department Request Adjustments							

CORE DECISION ITEM

Office of Administration
Purchasing
CORE - Operating - Purchasing

Budget Unit 350052B

Bill Section 05.070

			Budget Class	FTE	GR	FED	OTHER	TOTAL	Explanation
Core Reallocation	CRA.35B.010	10190	PS	0.00	0	0	0	0	Reallocation between BOBCs to better reflect planned office staffing.
Net Department Request Adjustments				0.00	0	0	0	0	
Department Request Core									
			PS	43.00	2,894,956	17,024	22,373	2,934,353	
			EE	0.00	84,666	0	0	84,666	
			PD	0.00	0	0	0	0	
			TRF	0.00	0	0	0	0	
			Total	43.00	2,979,622	17,024	22,373	3,019,019	
Governor's Recommended Core									
			PS	43.00	2,894,956	17,024	22,373	2,934,353	
			EE	0.00	84,666	0	0	84,666	
			PD	0.00	0	0	0	0	
			TRF	0.00	0	0	0	0	
			Total	43.00	2,979,622	17,024	22,373	3,019,019	

CORE DECISION ITEM

**Office of Administration
Purchasing
CORE - Operating - Purchasing**

Budget Unit 350052B

Bill Section 05.070

Summary of the Core by Expenditure Types

Account	FY24 Budget		FY24 Actual		FY25 Budget		FY25 Actual as of 1/27/25		FY26 DTREQ		FY26 GVREC	FY26 GVREC
	Dollars	FTE	Dollars	FTE	Dollars	FTE	Dollars	FTE	Dollars	FTE	Dollars	FTE
Regular Wages	2,843,365	43.00	0	0.00	0	0.00	0	0.00	0	0.00	0	0.00
Leave Payouts	0	0.00	26,884	0.00	0	0.00	0	0.00	0	0.00	0	0.00
Benefit Eligible Wages	0	0.00	2,341,265	36.39	2,934,353	43.00	1,254,648	19.21	2,934,353	43.00	2,934,353	43.00
Planned Hourly Wages	0	0.00	100,562	1.36	0	0.00	39,488	0.48	0	0.00	0	0.00
Total PS	2,843,365	43.00	2,468,711	37.76	2,934,353	43.00	1,294,136	19.69	2,934,353	43.00	2,934,353	43.00
In State Travel	1,118	0.00	2,802	0.00	1,118	0.00	0	0.00	1,118	0.00	1,118	0.00
Out of State Travel	0	0.00	52	0.00	0	0.00	0	0.00	0	0.00	0	0.00
Supplies	12,270	0.00	3,520	0.00	12,270	0.00	1,186	0.00	12,270	0.00	12,270	0.00
Professional Development	16,572	0.00	12,243	0.00	16,572	0.00	4,675	0.00	16,572	0.00	16,572	0.00
Communications Services and Supplies	13,226	0.00	11,406	0.00	13,226	0.00	4,543	0.00	13,226	0.00	13,226	0.00
Professional Services	21,048	0.00	10,790	0.00	21,048	0.00	5,362	0.00	21,048	0.00	21,048	0.00
Maintenance and Repair Services	3,298	0.00	434	0.00	3,298	0.00	120	0.00	3,298	0.00	3,298	0.00
Computer Equipment	7,800	0.00	0	0.00	0	0.00	0	0.00	0	0.00	0	0.00
Office Equipment Expenses	24,444	0.00	7,264	0.00	4,444	0.00	4,077	0.00	4,444	0.00	4,444	0.00
Other Equipment	0	0.00	13,818	0.00	0	0.00	1,390	0.00	0	0.00	0	0.00
Building Lease Payments Operating	450	0.00	0	0.00	450	0.00	0	0.00	450	0.00	450	0.00
Equipment Lease Payments	11,340	0.00	8,344	0.00	11,340	0.00	3,033	0.00	11,340	0.00	11,340	0.00
Miscellaneous Expenses	900	0.00	96	0.00	900	0.00	112	0.00	900	0.00	900	0.00
Total EE	112,466	0.00	70,767	0.00	84,666	0.00	24,498	0.00	84,666	0.00	84,666	0.00
Refunds Expense	0	0.00	(90)	0.00	0	0.00	0	0.00	0	0.00	0	0.00
Total PSD	0	0.00	(90)	0.00	0	0.00	0	0.00	0	0.00	0	0.00

CORE DECISION ITEM

Office of Administration
 Purchasing
 CORE - Operating - Purchasing

Budget Unit 350052B
 Bill Section 05.070

Account	FY24 Budget		FY24 Actual		FY25 Budget		FY25 Actual as of 1/27/25		FY26 DTREQ		FY26 GVREC	FY26 GVREC
	Dollars	FTE	Dollars	FTE	Dollars	FTE	Dollars	FTE	Dollars	FTE	Dollars	FTE
Grand Total	2,955,831	43.00	2,539,388	37.76	3,019,019	43.00	1,318,635	19.69	3,019,019	43.00	3,019,019	43.00

CORE DECISION ITEM

Office of Administration
Purchasing
CORE - Bid and Performance Bond Refunds

Budget Unit 350054B
Bill Section 05.075

1. CORE FINANCIAL SUMMARY

	FY 2026 Department Request			
	GR	Federal	Other	Total
PS	0	0	0	0
EE	0	0	0	0
PSD	0	0	3,000,000	3,000,000
TRF	0	0	0	0
Total	0	0	3,000,000	3,000,000

FTE 0.00 0.00 0.00 0.00

Est. Fringe	0	0	0	0
--------------------	---	---	---	---

Note: Fringes budgeted in Appropriation Bill 5 except for certain fringes budgeted directly to MoDOT, Highway Patrol, and Conservation.

Other Funds: 1505:Office of Administration Revolving Administrative Trust

	FY 2026 Governor's Recommended			
	GR	Federal	Other	Total
PS	0	0	0	0
EE	0	0	0	0
PSD	0	0	3,000,000	3,000,000
TRF	0	0	0	0
Total	0	0	3,000,000	3,000,000

FTE 0.00 0.00 0.00 0.00

Est. Fringe	0	0	0	0
--------------------	---	---	---	---

Note: Fringes budgeted in Appropriation Bill 5 except for certain fringes budgeted directly to MoDOT, Highway Patrol, and Conservation.

Other Funds: 1505:Office of Administration Revolving Administrative Trust

2. CORE DESCRIPTION

The core request is for funding to promptly refund the vendor's bid or performance security that was deposited into the State Treasury during the procurement process. Checks are received from vendors as bid or performance security and deposited into the State Treasury. Interest earned on these deposits goes directly into General Revenue. After the bids are awarded or the contractor has performed, these deposits must be promptly refunded to the vendor or contractor. These are refundable deposits and not payments to the State

3. PROGRAM LISTING (list programs included in this core funding)

Bid & Performance Bond Refunds

CORE DECISION ITEM

**Office of Administration
Purchasing
CORE - Bid and Performance Bond Refunds**

**Budget Unit 350054B
Bill Section 05.075**

4. FINANCIAL HISTORY

	FY 2022	FY 2023	FY 2024	FY 2025
	Actual	Actual	Actual	Current Yr. as of 1/27/25
Appropriations (All Funds)	3,000,000	3,000,000	3,000,000	3,000,000
Less Reverted (All Funds)	0	0	0	0
Less Restricted (All Funds)*	0	0	0	0
Less Transfers Out	0	0	0	0
Plus Transfers In	0	0	0	0
Budget Authority (All Funds)	3,000,000	3,000,000	3,000,000	3,000,000
Actual Expenditures (all Fund)	0	0	0	N/A
Unexpended (All Funds)	3,000,000	3,000,000	3,000,000	N/A
Unexpended by Fund:				
General Revenue	0	0	0	N/A
Federal	0	0	0	N/A
Other	3,000,000	3,000,000	3,000,000	N/A

Actual Expenditures (All Funds)						
FY 2022						
FY 2023						
FY 2024						

*Restricted amount is as of

Reverted includes the statutory three-percent reserve amount (when applicable).

Restricted includes any Governor's Expenditure Restrictions which remained at the end of the fiscal year (when applicable).

CORE DECISION ITEM

Office of Administration
Purchasing
CORE - Bid and Performance Bond Refunds

Budget Unit 350054B

Bill Section 05.075

5. CORE RECONCILIATION DETAIL

	Budget Class	FTE	GR	FED	OTHER	TOTAL	Explanation
TAFP After VETOES							
	PS	0.00	0	0	0	0	
	EE	0.00	0	0	0	0	
	PD	0.00	0	0	3,000,000	3,000,000	
	TRF	0.00	0	0	0	0	
	Total	0.00	0	0	3,000,000	3,000,000	
One-Times							
	PS	0.00	0	0	0	0	
	EE	0.00	0	0	0	0	
	PD	0.00	0	0	0	0	
	TRF	0.00	0	0	0	0	
	Total	0.00	0	0	0	0	
FY 26 Beginning Core							
	PS	0.00	0	0	0	0	
	EE	0.00	0	0	0	0	
	PD	0.00	0	0	3,000,000	3,000,000	
	TRF	0.00	0	0	0	0	
	Total	0.00	0	0	3,000,000	3,000,000	
Department Request Adjustments							

CORE DECISION ITEM

Office of Administration
Purchasing
CORE - Bid and Performance Bond Refunds

Budget Unit 350054B
Bill Section 05.075

	Budget Class	FTE	GR	FED	OTHER	TOTAL	Explanation
Net Department Request Adjustments		0.00	0	0	0	0	
Department Request Core							
	PS	0.00	0	0	0	0	
	EE	0.00	0	0	0	0	
	PD	0.00	0	0	3,000,000	3,000,000	
	TRF	0.00	0	0	0	0	
	Total	0.00	0	0	3,000,000	3,000,000	
Governor's Recommended Core							
	PS	0.00	0	0	0	0	
	EE	0.00	0	0	0	0	
	PD	0.00	0	0	3,000,000	3,000,000	
	TRF	0.00	0	0	0	0	
	Total	0.00	0	0	3,000,000	3,000,000	

CORE DECISION ITEM

Office of Administration
 Purchasing
 CORE - Bid and Performance Bond Refunds

Budget Unit 350054B
 Bill Section 05.075

Summary of the Core by Expenditure Types

Account	FY24 Budget		FY24 Actual		FY25 Budget		FY25 Actual as of 1/27/25		FY26 DTREQ		FY26 GVREC	FY26 GVREC
	Dollars	FTE	Dollars	FTE	Dollars	FTE	Dollars	FTE	Dollars	FTE	Dollars	FTE
Refunds Expense	3,000,000	0.00	0	0.00	3,000,000	0.00	0	0.00	3,000,000	0.00	3,000,000	0.00
Total PSD	3,000,000	0.00	0	0.00	3,000,000	0.00	0	0.00	3,000,000	0.00	3,000,000	0.00
Grand Total	3,000,000	0.00	0	0.00	3,000,000	0.00	0	0.00	3,000,000	0.00	3,000,000	0.00

CORE DECISION ITEM

**Office of Administration
Facilities Management, Design and Construction
CORE - Missouri Governor's Mansion Donations**

**Budget Unit 350060B
Bill Section 05.080**

1. CORE FINANCIAL SUMMARY

	FY 2026 Department Request			
	GR	Federal	Other	Total
PS	0	0	0	0
EE	0	0	60,000	60,000
PSD	0	0	0	0
TRF	0	0	0	0
Total	0	0	60,000	60,000

FTE **0.00** **0.00** **0.00** **0.00**

Est. Fringe	0	0	0	0
--------------------	---	---	---	---

Note: Fringes budgeted in Appropriation Bill 5 except for certain fringes budgeted directly to MoDOT, Highway Patrol, and Conservation.

Other Funds: 1501:State Facility Maintenance and Operation Fund

	FY 2026 Governor's Recommended			
	GR	Federal	Other	Total
PS	0	0	0	0
EE	0	0	60,000	60,000
PSD	0	0	0	0
TRF	0	0	0	0
Total	0	0	60,000	60,000

FTE **0.00** **0.00** **0.00** **0.00**

Est. Fringe	0	0	0	0
--------------------	---	---	---	---

Note: Fringes budgeted in Appropriation Bill 5 except for certain fringes budgeted directly to MoDOT, Highway Patrol, and Conservation.

Other Funds: 1501:State Facility Maintenance and Operation Fund

2. CORE DESCRIPTION

This appropriation provides authority to spend donated funds in support of maintenance, renovations, and operations at the Missouri Governor's Mansion and grounds. Additionally, funds are revolving and may be used for voluntary contributions and donations to the Board of Public Buildings on behalf of the Missouri Governor's Mansion, and will be available to pay costs associated with public events at the mansion. Contributions may be made by visitors to the Missouri Governor's Mansion, and monies can be expended for the purpose of sponsoring cultural and educational events for the citizens of the State of Missouri or for the purpose of allowing citizen groups to hold functions at the mansion.

3. PROGRAM LISTING (list programs included in this core funding)

N/A

CORE DECISION ITEM

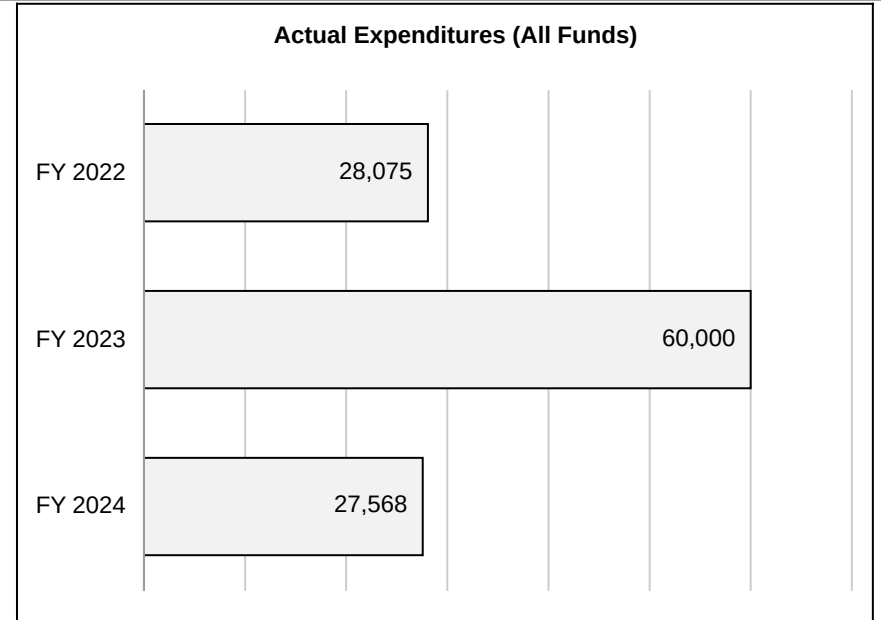
**Office of Administration
Facilities Management, Design and Construction
CORE - Missouri Governor's Mansion Donations**

Budget Unit 350060B

Bill Section 05.080

4. FINANCIAL HISTORY

	FY 2022	FY 2023	FY 2024	FY 2025
	Actual	Actual	Actual	Current Yr. as of 1/27/25
Appropriations (All Funds)	60,000	60,000	60,000	60,000
Less Reverted (All Funds)	0	0	0	0
Less Restricted (All Funds)*	0	0	0	0
Less Transfers Out	0	0	0	0
Plus Transfers In	0	0	0	0
Budget Authority (All Funds)	60,000	60,000	60,000	60,000
Actual Expenditures (all Fund)	28,075	60,000	27,568	N/A
Unexpended (All Funds)	31,925	0	32,432	N/A
Unexpended by Fund:				
General Revenue	0	0	0	N/A
Federal	0	0	0	N/A
Other	31,925	0	32,432	N/A



*Restricted amount is as of

Reverted includes the statutory three-percent reserve amount (when applicable).

Restricted includes any Governor's Expenditure Restrictions which remained at the end of the fiscal year (when applicable).

CORE DECISION ITEM

Office of Administration
 Facilities Management, Design and Construction
 CORE - Missouri Governor's Mansion Donations

Budget Unit 350060B

Bill Section 05.080

5. CORE RECONCILIATION DETAIL

	Budget Class	FTE	GR	FED	OTHER	TOTAL	Explanation
TAFP After VETOES							
	PS	0.00	0	0	0	0	
	EE	0.00	0	0	60,000	60,000	
	PD	0.00	0	0	0	0	
	TRF	0.00	0	0	0	0	
	Total	0.00	0	0	60,000	60,000	
One-Times							
	PS	0.00	0	0	0	0	
	EE	0.00	0	0	0	0	
	PD	0.00	0	0	0	0	
	TRF	0.00	0	0	0	0	
	Total	0.00	0	0	0	0	
FY 26 Beginning Core							
	PS	0.00	0	0	0	0	
	EE	0.00	0	0	60,000	60,000	
	PD	0.00	0	0	0	0	
	TRF	0.00	0	0	0	0	
	Total	0.00	0	0	60,000	60,000	
Department Request Adjustments							

CORE DECISION ITEM

Office of Administration
 Facilities Management, Design and Construction
 CORE - Missouri Governor's Mansion Donations

Budget Unit 350060B

Bill Section 05.080

	Budget Class	FTE	GR	FED	OTHER	TOTAL	Explanation
Net Department Request Adjustments		0.00	0	0	0	0	
Department Request Core							
	PS	0.00	0	0	0	0	
	EE	0.00	0	0	60,000	60,000	
	PD	0.00	0	0	0	0	
	TRF	0.00	0	0	0	0	
	Total	0.00	0	0	60,000	60,000	
Governor's Recommended Core							
	PS	0.00	0	0	0	0	
	EE	0.00	0	0	60,000	60,000	
	PD	0.00	0	0	0	0	
	TRF	0.00	0	0	0	0	
	Total	0.00	0	0	60,000	60,000	

CORE DECISION ITEM

Office of Administration
 Facilities Management, Design and Construction
 CORE - Missouri Governor's Mansion Donations

Budget Unit 350060B

Bill Section 05.080

Summary of the Core by Expenditure Types

Account	FY24 Budget		FY24 Actual		FY25 Budget		FY25 Actual as of 1/27/25		FY26 DTREQ		FY26 GVREC	FY26 GVREC
	Dollars	FTE	Dollars	FTE	Dollars	FTE	Dollars	FTE	Dollars	FTE	Dollars	FTE
Supplies	14,800	0.00	15,611	0.00	14,800	0.00	2,222	0.00	14,800	0.00	14,800	0.00
Professional Services	6,000	0.00	2,596	0.00	6,000	0.00	0	0.00	6,000	0.00	6,000	0.00
Housekeeping and Janitorial Services	1,000	0.00	0	0.00	1,000	0.00	0	0.00	1,000	0.00	1,000	0.00
Maintenance and Repair Services	2,000	0.00	0	0.00	2,000	0.00	0	0.00	2,000	0.00	2,000	0.00
Office Equipment Expenses	8,800	0.00	0	0.00	8,800	0.00	0	0.00	8,800	0.00	8,800	0.00
Other Equipment	2,000	0.00	335	0.00	2,000	0.00	0	0.00	2,000	0.00	2,000	0.00
Property and Improvements Expenses	100	0.00	0	0.00	100	0.00	0	0.00	100	0.00	100	0.00
Equipment Lease Payments	100	0.00	0	0.00	100	0.00	202	0.00	100	0.00	100	0.00
Miscellaneous Expenses	25,200	0.00	9,026	0.00	25,200	0.00	4,384	0.00	25,200	0.00	25,200	0.00
Total EE	60,000	0.00	27,568	0.00	60,000	0.00	6,808	0.00	60,000	0.00	60,000	0.00
Grand Total	60,000	0.00	27,568	0.00	60,000	0.00	6,808	0.00	60,000	0.00	60,000	0.00

NEW DECISION ITEM

RANK: 024 OF

Office of Administration
 Facilities Management, Design and Construction
 Mansion Donations Authority
 DI# NOP.GV.093

Budget Unit 350060B

Bill Section 5.080

1. AMOUNT OF REQUEST

	FY 2026 Department Request			
	GR	Federal	Other	Total
PS	0	0	0	0
EE	0	0	0	0
PSD	0	0	0	0
TRF	0	0	0	0
Total	0	0	0	0
FTE	0.00	0.00	0.00	0.00
Est. Fringe	0	0	0	0

Note: Fringes budgeted in Appropriation Bill 5 except for certain fringes budgeted directly to MoDOT, Highway Patrol, and Conservation.

	FY 2026 Governor's Recommended			
	GR	Federal	Other	Total
PS	0	0	0	0
EE	0	0	60,000	60,000
PSD	0	0	0	0
TRF	0	0	0	0
Total	0	0	60,000	60,000
FTE	0.00	0.00	0.00	0.00
Est. Fringe	0	0	0	0

Note: Fringes budgeted in Appropriation Bill 5 except for certain fringes budgeted directly to MoDOT, Highway Patrol, and Conservation.

Other Funds: 1501:State Facility Maintenance and Operation Fund

Non-Counts: 1501:State Facility Maintenance and Operation Fu \$60,000

2. THIS REQUEST CAN BE CATEGORIZED AS:

Program Expansion

3. WHY IS THIS FUNDING NEEDED? PROVIDE AN EXPLANATION FOR ITEMS CHECKED IN #2. INCLUDE THE FEDERAL OR STATE STATUTORY OR CONSTITUTIONAL AUTHORIZATION FOR THIS PROGRAM.

The Mansion Donation appropriation provides authority to spend donated funds in support of maintenance, renovations, and operation at the Missouri Governor's Mansion and grounds. In the last ten (10) years, the amount that has been donated has increased to over \$450,000. During this same time frame as expenditures have been made from the appropriation, the amount available continues to increase. As of the end of FY 2024, the available amount is \$183,776. If no additional funds were deposited, it would take over four (4) years to fully expend the available balance. This new decision item proposes to raise the appropriation authority to \$120,000 from the current \$60,000. Additional appropriation authority is necessary to allow the cash in the fund to be utilized to support the Governor's Mansion.

NEW DECISION ITEM

RANK: 024 OF

Office of Administration
 Facilities Management, Design and Construction
 Mansion Donations Authority
 DI# NOP.GV.093

Budget Unit 350060B

Bill Section 5.080

4. DESCRIBE THE DETAILED ASSUMPTIONS USED TO DERIVE THE SPECIFIC REQUESTED AMOUNT. (How did you determine that the requested number of FTE were appropriate? From what source or standard did you derive the requested levels of funding? Were alternatives such as outsourcing or automation considered? If based on new legislation, does request tie to TAFP fiscal note? If not, explain why. Detail which portions of the request are one-times and how those amounts were calculated.)

In the last ten (10) years, the amount that has been donated has increased to over \$450,000. During this same time frame as expenditures have been made from the appropriation, the amount available continues to increase. As of the end of FY 2024, the available amount is \$183,776. If no additional funds were deposited, it would take over four (4) years to fully expend the available balance at the current appropriation amount of \$60,000. This new decision item proposes to raise the appropriation authority to \$120,000 from the current \$60,000. Additional appropriation authority is necessary to allow the cash in the fund to be utilized to support the Governor's Mansion.

5. BREAK DOWN THE REQUEST BY BUDGET ACCOUNT CLASS, JOB CLASS, AND FUND SOURCE. IDENTIFY ONE-TIME COSTS.

Budget Account Class/Job Class	DTREQ GR DOLLAR	DTREQ GR FTE	DTREQ FED DOLLAR	DTREQ FED FTE	DTREQ OTHER DOLLAR	DTREQ OTHER FTE	DTREQ TOTAL DOLLAR	DTREQ TOTAL FTE	DTREQ One-Time DOLLARS
Total PS	0	0.00	0	0.00	0	0.00	0	0.00	0
Total EE	0		0		0		0		0
Total PSD	0		0		0		0		0
Total TRF	0		0		0		0		0
Grand Total	0	0.00	0	0.00	0	0.00	0	0.00	0

Budget Account Class/Job Class	GVREC GR DOLLAR	GVREC GR FTE	GVREC FED DOLLAR	GVREC FED FTE	GVREC OTHER DOLLAR	GVREC OTHER FTE	GVREC TOTAL DOLLAR	GVREC TOTAL FTE	GVREC One-Time DOLLARS
Total PS	0	0.00	0	0.00	0	0.00	0	0.00	0
669ZZZZ:Equipment Lease Payments	0		0		60,000		60,000		0
Total EE	0		0		60,000		60,000		0
Total PSD	0		0		0		0		0
Total TRF	0		0		0		0		0

NEW DECISION ITEM

RANK: 024 OF

**Office of Administration
Facilities Management, Design and Construction
Mansion Donations Authority
DI# NOP.GV.093**

Budget Unit 350060B

Bill Section 5.080

Budget Account Class/Job Class	GVREC GR DOLLAR	GVREC GR FTE	GVREC FED DOLLAR	GVREC FED FTE	GVREC OTHER DOLLAR	GVREC OTHER FTE	GVREC TOTAL DOLLAR	GVREC TOTAL FTE	GVREC One-Time DOLLARS
Grand Total	0	0.00	0	0.00	60,000	0.00	60,000	0.00	0

CORE DECISION ITEM

Office of Administration
 Facilities Management, Design and Construction
 CORE - Asset Management

Budget Unit 350061B

Bill Section 05.085

1. CORE FINANCIAL SUMMARY

	FY 2026 Department Request			
	GR	Federal	Other	Total
PS	0	0	25,628,717	25,628,717
EE	0	0	81,779,544	81,779,544
PSD	0	0	20,713,652	20,713,652
TRF	0	0	0	0
Total	0	0	128,121,913	128,121,913

FTE **0.00** **0.00** **488.25** **488.25**

Est. Fringe	0	0	16,815,652	16,815,652
--------------------	---	---	------------	------------

Note: Fringes budgeted in Appropriation Bill 5 except for certain fringes budgeted directly to MoDOT, Highway Patrol, and Conservation.

Other Funds: 1501:State Facility Maintenance and Operation Fund

	FY 2026 Governor's Recommended			
	GR	Federal	Other	Total
PS	0	0	25,628,717	25,628,717
EE	0	0	81,779,544	81,779,544
PSD	0	0	20,713,652	20,713,652
TRF	0	0	0	0
Total	0	0	128,121,913	128,121,913

FTE **0.00** **0.00** **488.25** **488.25**

Est. Fringe	0	0	16,815,652	16,815,652
--------------------	---	---	------------	------------

Note: Fringes budgeted in Appropriation Bill 5 except for certain fringes budgeted directly to MoDOT, Highway Patrol, and Conservation.

Other Funds: 1501:State Facility Maintenance and Operation Fund

2. CORE DESCRIPTION

CORE DECISION ITEM

**Office of Administration
Facilities Management, Design and Construction
CORE - Asset Management**

Budget Unit 350061B

Bill Section 05.085

The mission of the Division of Facilities Management, Design and Construction (FMDC) is to provide a superior workplace environment for state occupants and their visitors and protect the state's investments in property assets. FMDC strives to provide agencies with the information and resources that will support their development of high-performance workplaces -- workplaces that will meet agencies' business needs and can be readily adapted to changing workplace practices and strategies. The aspiration of FMDC is to deliver best-in-class capital solutions. FMDC is comprised of the following units: Facility Operations Unit • Provides for complete building operations including maintenance, grounds keeping, security, housekeeping, conferencing, and special events for public and private tenants in state-owned facilities and oversight of contracted facility services in leased facilities. • Provides maintenance management and grounds keeping services for institutional facilities of the Department of Elementary and Secondary Education, Department of Mental Health, Department of Social Services, and the Department of Public Safety's MO State Highway Patrol. • Provides monitoring of energy consumption in state facilities and develops and implements programs to help reduce energy consumption in stat facilities. Coordinates with SEMA during disaster response and recovery efforts.

Space Planning Program

- The Space Planning Program (SPP) maximizes space utilization and manages rent allocations, in over 3.78M square feet of state-owned facility space and over 8M square feet of institutional facility space and 3.23M square feet of leased space (excluding MoDOT, Conservation and Colleges and Universities).
- The Space Planning Program (SPP) provides oversight of HB13 budgeting for leased facilities, state-owned facilities, and institutional facilities.
- This unit provides design services for office space remodels and agency relocations and consolidations.

Capital Improvement Program and Project Management Unit

- Provides oversight of new construction, renovations, maintenance and repair projects at state facilities through capital improvement appropriations for all state agencies (excluding MoDOT, Conservation and Colleges and Universities).

3. PROGRAM LISTING (list programs included in this core funding)

N/A

CORE DECISION ITEM


**Office of Administration
Facilities Management, Design and Construction
CORE - Asset Management**

Budget Unit 350061B

Bill Section 05.085

4. FINANCIAL HISTORY

	FY 2022	FY 2023	FY 2024	FY 2025
	Actual	Actual	Actual	Current Yr. as of 1/27/25
Appropriations (All Funds)	53,798,819	59,383,790	71,920,735	128,687,912
Less Reverted (All Funds)	0	(21,828)	(24,075)	0
Less Restricted (All Funds)*	0	0	0	0
Less Transfers Out	(3,273,236)	(2,890,733)	0	0
Plus Transfers In	3,273,236	2,890,733	0	0
Budget Authority (All Funds)	53,798,819	59,361,962	71,896,660	128,687,912
Actual Expenditures (all Fund)	52,923,774	58,489,149	67,793,467	N/A
Unexpended (All Funds)	875,045	872,813	4,103,193	N/A
Unexpended by Fund:				
General Revenue	0	705,772	151,972	N/A
Federal	0	0	0	N/A
Other	875,045	167,041	3,951,221	N/A



*Restricted amount is as of

Reverted includes the statutory three-percent reserve amount (when applicable).

Restricted includes any Governor's Expenditure Restrictions which remained at the end of the fiscal year (when applicable).

CORE DECISION ITEM

Office of Administration
 Facilities Management, Design and Construction
 CORE - Asset Management

Budget Unit 350061B

Bill Section 05.085

5. CORE RECONCILIATION DETAIL

	Budget Class	FTE	GR	FED	OTHER	TOTAL	Explanation
TAFP After VETOES							
	PS	488.25	0	0	25,628,717	25,628,717	
	EE	0.00	0	0	82,345,543	82,345,543	
	PD	0.00	0	0	20,713,652	20,713,652	
	TRF	0.00	0	0	0	0	
	Total	488.25	0	0	128,687,912	128,687,912	
One-Times							
	PS	0.00	0	0	0	0	
	EE	0.00	0	0	(565,999)	(565,999)	
	PD	0.00	0	0	0	0	
	TRF	0.00	0	0	0	0	
	Total	0.00	0	0	(565,999)	(565,999)	
FY 26 Beginning Core							
	PS	488.25	0	0	25,628,717	25,628,717	
	EE	0.00	0	0	81,779,544	81,779,544	
	PD	0.00	0	0	20,713,652	20,713,652	
	TRF	0.00	0	0	0	0	
	Total	488.25	0	0	128,121,913	128,121,913	
Department Request Adjustments							

CORE DECISION ITEM

Office of Administration
 Facilities Management, Design and Construction
 CORE - Asset Management

Budget Unit 350061B

Bill Section 05.085

			Budget Class	FTE	GR	FED	OTHER	TOTAL	Explanation
Core Reallocation	CRA.35B.026	12605	PS	0.00	0	0	0	0	Core reallocation from Benefit Eligible Wages to Planned Hourly Wages as FMDC has some staff that are paid on an hourly basis.
Net Department Request Adjustments				0.00	0	0	0	0	
Department Request Core									
			PS	488.25	0	0	25,628,717	25,628,717	
			EE	0.00	0	0	81,779,544	81,779,544	
			PD	0.00	0	0	20,713,652	20,713,652	
			TRF	0.00	0	0	0	0	
			Total	488.25	0	0	128,121,913	128,121,913	
Governor's Recommended Core									
			PS	488.25	0	0	25,628,717	25,628,717	
			EE	0.00	0	0	81,779,544	81,779,544	
			PD	0.00	0	0	20,713,652	20,713,652	
			TRF	0.00	0	0	0	0	
			Total	488.25	0	0	128,121,913	128,121,913	

CORE DECISION ITEM

**Office of Administration
Facilities Management, Design and Construction
CORE - Asset Management**

Budget Unit 350061B

Bill Section 05.085

Summary of the Core by Expenditure Types

Account	FY24 Budget		FY24 Actual		FY25 Budget		FY25 Actual as of 1/27/25		FY26 DTREQ		FY26 GVREC	FY26 GVREC
	Dollars	FTE	Dollars	FTE	Dollars	FTE	Dollars	FTE	Dollars	FTE	Dollars	FTE
Regular Wages	25,064,352	495.25	0	0.00	0	0.00	0	0.00	0	0.00	0	0.00
Salary Differential	0	0.00	13,189	0.00	0	0.00	8,726	0.00	0	0.00	0	0.00
Leave Payouts	0	0.00	164,676	0.00	0	0.00	98,020	0.00	0	0.00	0	0.00
Benefit Eligible Wages	0	0.00	23,795,975	457.80	25,628,717	488.25	12,101,634	224.72	25,274,860	484.25	25,274,860	484.25
Planned Hourly Wages	0	0.00	707,714	9.66	0	0.00	444,815	7.31	353,857	4.00	353,857	4.00
Seasonal Wages	0	0.00	91,587	2.68	0	0.00	6,328	0.18	0	0.00	0	0.00
Total PS	25,064,352	495.25	24,773,140	470.14	25,628,717	488.25	12,659,522	232.21	25,628,717	488.25	25,628,717	488.25
In State Travel	108,204	0.00	94,556	0.00	108,204	0.00	71,704	0.00	108,204	0.00	108,204	0.00
Out of State Travel	562	0.00	18,645	0.00	562	0.00	12,450	0.00	562	0.00	562	0.00
Fuel and Utilities	19,737,674	0.00	17,295,229	0.00	22,206,441	0.00	10,329,772	0.00	22,206,441	0.00	22,206,441	0.00
Supplies	4,415,816	0.00	5,760,388	0.00	3,979,046	0.00	3,165,672	0.00	3,932,047	0.00	3,932,047	0.00
Professional Development	45,000	0.00	169,844	0.00	45,000	0.00	64,532	0.00	45,000	0.00	45,000	0.00
Communications Services and Supplies	369,648	0.00	544,354	0.00	369,648	0.00	302,888	0.00	369,648	0.00	369,648	0.00
Professional Services	2,312,568	0.00	2,720,279	0.00	2,890,065	0.00	1,724,387	0.00	2,881,065	0.00	2,881,065	0.00
Housekeeping and Janitorial Services	11,890,081	0.00	6,752,373	0.00	19,372,133	0.00	5,283,963	0.00	19,372,133	0.00	19,372,133	0.00
Maintenance and Repair Services	3,768,943	0.00	4,283,429	0.00	3,918,943	0.00	1,911,375	0.00	3,918,943	0.00	3,918,943	0.00
Computer Equipment	100	0.00	0	0.00	100	0.00	92	0.00	100	0.00	100	0.00
Motorized Equipment	467,671	0.00	2,603,059	0.00	877,671	0.00	704,796	0.00	367,671	0.00	367,671	0.00
Office Equipment Expenses	40,302	0.00	683,310	0.00	40,302	0.00	20,128	0.00	40,302	0.00	40,302	0.00
Other Equipment	2,785,931	0.00	1,413,120	0.00	1,983,431	0.00	729,877	0.00	1,983,431	0.00	1,983,431	0.00
Property and Improvements Expenses	800,246	0.00	544,762	0.00	5,691,108	0.00	270,107	0.00	5,691,108	0.00	5,691,108	0.00
Building Lease Payments Operating	4,620	0.00	1,224	0.00	20,718,072	0.00	2,782,956	0.00	20,718,072	0.00	20,718,072	0.00
Equipment Lease Payments	33,728	0.00	62,395	0.00	63,728	0.00	28,667	0.00	63,728	0.00	63,728	0.00

CORE DECISION ITEM

**Office of Administration
Facilities Management, Design and Construction
CORE - Asset Management**

Budget Unit 350061B

Bill Section 05.085

Account	FY24 Budget		FY24 Actual		FY25 Budget		FY25 Actual as of 1/27/25		FY26 DTREQ		FY26 GVREC	FY26 GVREC
	Dollars	FTE	Dollars	FTE	Dollars	FTE	Dollars	FTE	Dollars	FTE	Dollars	FTE
Miscellaneous Expenses	62,166	0.00	73,361	0.00	68,166	0.00	83,915	0.00	68,166	0.00	68,166	0.00
Rebillable Expenses	12,923	0.00	0	0.00	12,923	0.00	0	0.00	12,923	0.00	12,923	0.00
Total EE	46,856,183	0.00	43,020,327	0.00	82,345,543	0.00	27,487,279	0.00	81,779,544	0.00	81,779,544	0.00
Debt Service Expenses	100	0.00	0	0.00	20,713,552	0.00	15,605,507	0.00	20,713,552	0.00	20,713,552	0.00
Program Disbursements	100	0.00	0	0.00	100	0.00	0	0.00	100	0.00	100	0.00
Total PSD	200	0.00	0	0.00	20,713,652	0.00	15,605,507	0.00	20,713,652	0.00	20,713,652	0.00
Grand Total	71,920,735	495.25	67,793,467	470.14	128,687,912	488.25	55,752,309	232.21	128,121,913	488.25	128,121,913	488.25

NEW DECISION ITEM

RANK: OF

Office of Administration
 Facilities Management, Design and Construction
 DSS FSD Increased Space Needs
 DI# NOP.35B.015

Budget Unit 350061B

Bill Section 5.085

1. AMOUNT OF REQUEST

	FY 2026 Department Request			
	GR	Federal	Other	Total
PS	0	0	0	0
EE	0	0	2,249,458	2,249,458
PSD	0	0	1,062,600	1,062,600
TRF	0	0	0	0
Total	0	0	3,312,058	3,312,058
FTE	0.00	0.00	0.00	0.00
Est. Fringe	0	0	0	0

	FY 2026 Governor's Recommended			
	GR	Federal	Other	Total
PS	0	0	0	0
EE	0	0	596,323	596,323
PSD	0	0	281,692	281,692
TRF	0	0	0	0
Total	0	0	878,015	878,015
FTE	0.00	0.00	0.00	0.00
Est. Fringe	0	0	0	0

Note: Fringes budgeted in Appropriation Bill 5 except for certain fringes budgeted directly to MoDOT, Highway Patrol, and Conservation.

Note: Fringes budgeted in Appropriation Bill 5 except for certain fringes budgeted directly to MoDOT, Highway Patrol, and Conservation.

Other Funds: 1501:State Facility Maintenance and Operation Fund
 Non-Counts: 1501:State Facility Maintenance and Operation Fu \$3,312,058

Other Funds: 1501:State Facility Maintenance and Operation Fund
 Non-Counts: 1501:State Facility Maintenance and Operation Fu \$878,015

2. THIS REQUEST CAN BE CATEGORIZED AS:

Space Request

3. WHY IS THIS FUNDING NEEDED? PROVIDE AN EXPLANATION FOR ITEMS CHECKED IN #2. INCLUDE THE FEDERAL OR STATE STATUTORY OR CONSTITUTIONAL AUTHORIZATION FOR THIS PROGRAM.

NEW DECISION ITEM

RANK: OF

Budget Unit 350061B

**Office of Administration
Facilities Management, Design and Construction
DSS FSD Increased Space Needs
DI# NOP.35B.015**

Bill Section 5.085

The Department of Social Services Division of Family Support (DSS FSD) in conjunction with the Office of Administration Facilities Management, Design and Construction (OA FMDC) requests this funding for new space needs for a corresponding NDI in the FY26 DSS budget that is requesting 220 FTE.

The Department of Social Services, Family Support Division (FSD), is in need of additional FTE to support the delivery of timely and accurate benefits to Missouri citizens due to increased caseloads. Staff are crossed-trained to process applications, renewals and support the in-house call center for all benefit programs administered by FSD so that staff can be utilized to full capacity. In addition, FSD also operates 129 Resource Centers statewide, with a presence in all 114 counties and the City of St. Louis, which allows individuals the opportunity to be served face-to face. The additional staff are needed to ensure that the agency is compliant with federal and state requirements for timely processing and accuracy rates and maintains a reasonable wait time in the call centers and Resource Centers ensuring Missourians are being provided timely services and the agency avoids federal penalties or other costly legal actions.

4. DESCRIBE THE DETAILED ASSUMPTIONS USED TO DERIVE THE SPECIFIC REQUESTED AMOUNT. (How did you determine that the requested number of FTE were appropriate? From what source or standard did you derive the requested levels of funding? Were alternatives such as outsourcing or automation considered? If based on new legislation, does request tie to TAFP fiscal note? If not, explain why. Detail which portions of the request are one-times and how those amounts were calculated.)

Rent is estimated to be \$21.00 per s/f in the metro areas.
Janitorial is estimated to be \$2.45 per s/f.
Utilities is estimated to be \$2.48 per s/f.
Systems furniture - \$10,000 per cubicle x 200 FTE = \$2,000,000 (one-time)
220 FTE x 230 sf x \$21.00 = \$1,062,600
220 FTE x 230 sf x \$2.45 = \$123,970
220 FTE x 230 sf x \$2.48 = \$125,488
220 FTE x 230 sf x \$21.00 = \$1,062,600
220 FTE x 230 sf x \$2.45 = \$123,970
220 FTE x 230 sf x \$2.48 = \$125,488

Income Maintenance Field Staff and Operations federal fund (FF) reimbursement is based on the IM time study rate of around 57% FF and 43% State Match (GR).

5. BREAK DOWN THE REQUEST BY BUDGET ACCOUNT CLASS, JOB CLASS, AND FUND SOURCE. IDENTIFY ONE-TIME COSTS.

NEW DECISION ITEM

RANK: OF

**Office of Administration
Facilities Management, Design and Construction
DSS FSD Increased Space Needs
DI# NOP.35B.015**

Budget Unit 350061B

Bill Section 5.085

Budget Account Class/Job Class	DTREQ GR DOLLAR	DTREQ GR FTE	DTREQ FED DOLLAR	DTREQ FED FTE	DTREQ OTHER DOLLAR	DTREQ OTHER FTE	DTREQ TOTAL DOLLAR	DTREQ TOTAL FTE	DTREQ One-Time DOLLARS
Total PS	0	0.00	0	0.00	0	0.00	0	0.00	0
618ZZZZ:Fuel and Utilities	0		0		125,488		125,488		0
642ZZZZ:Housekeeping and Janitorial Services	0		0		123,970		123,970		0
658ZZZZ:Office Equipment Expenses	0		0		2,000,000		2,000,000		2,000,000
Total EE	<u>0</u>		<u>0</u>		<u>2,249,458</u>		<u>2,249,458</u>		<u>2,000,000</u>
680ZZZZ:Program Disbursements	0		0		1,062,600		1,062,600		0
Total PSD	<u>0</u>		<u>0</u>		<u>1,062,600</u>		<u>1,062,600</u>		<u>0</u>
Total TRF	0		0		0		0		0
Grand Total	<u>0</u>	<u>0.00</u>	<u>0</u>	<u>0.00</u>	<u>3,312,058</u>	<u>0.00</u>	<u>3,312,058</u>	<u>0.00</u>	<u>2,000,000</u>

Budget Account Class/Job Class	GVREC GR DOLLAR	GVREC GR FTE	GVREC FED DOLLAR	GVREC FED FTE	GVREC OTHER DOLLAR	GVREC OTHER FTE	GVREC TOTAL DOLLAR	GVREC TOTAL FTE	GVREC One-Time DOLLARS
Total PS	0	0.00	0	0.00	0	0.00	0	0.00	0
618ZZZZ:Fuel and Utilities	0		0		33,266		33,266		0
642ZZZZ:Housekeeping and Janitorial Services	0		0		32,864		32,864		0
658ZZZZ:Office Equipment Expenses	0		0		530,193		530,193		530,193
Total EE	<u>0</u>		<u>0</u>		<u>596,323</u>		<u>596,323</u>		<u>530,193</u>
680ZZZZ:Program Disbursements	0		0		281,692		281,692		0
Total PSD	<u>0</u>		<u>0</u>		<u>281,692</u>		<u>281,692</u>		<u>0</u>
Total TRF	0		0		0		0		0
Grand Total	<u>0</u>	<u>0.00</u>	<u>0</u>	<u>0.00</u>	<u>878,015</u>	<u>0.00</u>	<u>878,015</u>	<u>0.00</u>	<u>530,193</u>

NEW DECISION ITEM

RANK: 014 OF

**Office of Administration
Facilities Management, Design and Construction
MO Diagnostic_Forensic Campus
DI# NOP.GV.089**

Budget Unit 350061B

Bill Section 5.085

1. AMOUNT OF REQUEST

	FY 2026 Department Request			
	GR	Federal	Other	Total
PS	0	0	0	0
EE	0	0	0	0
PSD	0	0	0	0
TRF	0	0	0	0
Total	0	0	0	0
FTE	0.00	0.00	0.00	0.00
Est. Fringe	0	0	0	0

Note: Fringes budgeted in Appropriation Bill 5 except for certain fringes budgeted directly to MoDOT, Highway Patrol, and Conservation.

	FY 2026 Governor's Recommended			
	GR	Federal	Other	Total
PS	0	0	258,360	258,360
EE	0	0	1,117,227	1,117,227
PSD	0	0	0	0
TRF	0	0	0	0
Total	0	0	1,375,587	1,375,587
FTE	0.00	0.00	3.00	3.00
Est. Fringe	0	0	0	0

Note: Fringes budgeted in Appropriation Bill 5 except for certain fringes budgeted directly to MoDOT, Highway Patrol, and Conservation.

Other Funds: 1501:State Facility Maintenance and Operation Fund

Non-Counts: 1501:State Facility Maintenance and Operation Fu \$1,375,587

2. THIS REQUEST CAN BE CATEGORIZED AS:

Cost to Continue

3. WHY IS THIS FUNDING NEEDED? PROVIDE AN EXPLANATION FOR ITEMS CHECKED IN #2. INCLUDE THE FEDERAL OR STATE STATUTORY OR CONSTITUTIONAL AUTHORIZATION FOR THIS PROGRAM.

On March 11, 2021, the American Rescue Plan Act (ARPA) was signed into law. In the FY 2023 budget, one of the ARPA projects included in House Bill 3020, Section 135 & Section 610 was for the design and construction of a multi-agency laboratory campus. The construction on the new multi-lab building has begun. FMDC is in need of one (1.00) Specialized Trades Manager to oversee the current Health Lab and monitor the new lab construction as it moves to completion. The position will manage FMDC staff at the new Lab Campus and the existing Health Lab. In addition, we are requesting two (2.00) Specialized Trades Workers. These positions, if approved, would bring the FTE count for this project to six (6.00). There were three (3.00) positions approved in the FY 2024 budget. Upon completion, the building will require a total of six (6.00) FTE.

NEW DECISION ITEM

RANK: 014 OF

**Office of Administration
Facilities Management, Design and Construction
MO Diagnostic_Forensic Campus
DI# NOP.GV.089**

Budget Unit 350061B

Bill Section 5.085

4. DESCRIBE THE DETAILED ASSUMPTIONS USED TO DERIVE THE SPECIFIC REQUESTED AMOUNT. (How did you determine that the requested number of FTE were appropriate? From what source or standard did you derive the requested levels of funding? Were alternatives such as outsourcing or automation considered? If based on new legislation, does request tie to TAFP fiscal note? If not, explain why. Detail which portions of the request are one-times and how those amounts were calculated.)

FMDC needs additional authority to be able to cover all operating costs at this new multi-agency laboratory campus. This laboratory will be approximately 215,000 square feet. FMDC anticipates the need for a total of six (6.00) FTE for this campus when it is complete. In the FY 2024 budget, FMDC received approval for three (3.00) FTE. At this time, FMDC is requesting an additional three (3.00) FTE during construction and operations going forward. The Specialized Trades Manager will manage staff at both the existing Health Lab and the new Lab Campus. The two Specialized Trades Workers will be gaining an understanding of the building and its systems as construction moves forward. There is a corresponding NDI in HB 13 which includes the associated fringe.

5. BREAK DOWN THE REQUEST BY BUDGET ACCOUNT CLASS, JOB CLASS, AND FUND SOURCE. IDENTIFY ONE-TIME COSTS.

Budget Account Class/Job Class	DTREQ GR DOLLAR	DTREQ GR FTE	DTREQ FED DOLLAR	DTREQ FED FTE	DTREQ OTHER DOLLAR	DTREQ OTHER FTE	DTREQ TOTAL DOLLAR	DTREQ TOTAL FTE	DTREQ One-Time DOLLARS
Total PS	0	0.00	0	0.00	0	0.00	0	0.00	0
Total EE	0		0		0		0		0
Total PSD	0		0		0		0		0
Total TRF	0		0		0		0		0
Grand Total	0	0.00	0	0.00	0	0.00	0	0.00	0
Budget Account Class/Job Class	GVREC GR DOLLAR	GVREC GR FTE	GVREC FED DOLLAR	GVREC FED FTE	GVREC OTHER DOLLAR	GVREC OTHER FTE	GVREC TOTAL DOLLAR	GVREC TOTAL FTE	GVREC One-Time DOLLARS
22ST20 - SPECIALIZED TRADES WORKER	0	0.00	0	0.00	150,000	2.00	150,000	2.00	0
22ST50 - SPECIALIZED TRADES MANAGER	0	0.00	0	0.00	108,360	1.00	108,360	1.00	0
Total PS	0	0.00	0	0.00	258,360	3.00	258,360	3.00	0
614ZZZZ:In State Travel	0		0		15,000		15,000		0
618ZZZZ:Fuel and Utilities	0		0		700,000		700,000		0

NEW DECISION ITEM

RANK: 014 OF

**Office of Administration
Facilities Management, Design and Construction
MO Diagnostic_Forensic Campus
DI# NOP.GV.089**

Budget Unit 350061B

Bill Section 5.085

Budget Account Class/Job Class	GVREC GR DOLLAR	GVREC GR FTE	GVREC FED DOLLAR	GVREC FED FTE	GVREC OTHER DOLLAR	GVREC OTHER FTE	GVREC TOTAL DOLLAR	GVREC TOTAL FTE	GVREC One-Time DOLLARS
619ZZZZ:Supplies	0		0		150,000		150,000		0
632ZZZZ:Professional Development	0		0		6,000		6,000		0
640ZZZZ:Professional Services	0		0		20,000		20,000		0
642ZZZZ:Housekeeping and Janitorial Services	0		0		150,000		150,000		0
656ZZZZ:Motorized Equipment	0		0		75,000		75,000		75,000
658ZZZZ:Office Equipment Expenses	0		0		1,227		1,227		0
Total EE	<u>0</u>		<u>0</u>		<u>1,117,227</u>		<u>1,117,227</u>		<u>75,000</u>
Total PSD	<u>0</u>		<u>0</u>		<u>0</u>		<u>0</u>		<u>0</u>
Total TRF	<u>0</u>		<u>0</u>		<u>0</u>		<u>0</u>		<u>0</u>
Grand Total	<u>0</u>	<u>0.00</u>	<u>0</u>	<u>0.00</u>	<u>1,375,587</u>	<u>3.00</u>	<u>1,375,587</u>	<u>3.00</u>	<u>75,000</u>

NEW DECISION ITEM

RANK: OF

Office of Administration
 Facilities Management Design & Construction
 State Warehouse Complex PS
 DI# NOP.GV.088

Budget Unit 350061B

Bill Section 5.085

1. AMOUNT OF REQUEST

	FY 2026 Department Request			
	GR	Federal	Other	Total
PS	0	0	0	0
EE	0	0	0	0
PSD	0	0	0	0
TRF	0	0	0	0
Total	0	0	0	0

FTE align="right">0.00 align="right">0.00 align="right">0.00 align="right">0.00

Est. Fringe	0	0	0	0
--------------------	---	---	---	---

Note: Fringes budgeted in Appropriation Bill 5 except for certain fringes budgeted directly to MoDOT, Highway Patrol, and Conservation.

	FY 2026 Governor's Recommended			
	GR	Federal	Other	Total
PS	0	0	190,000	190,000
EE	0	0	0	0
PSD	0	0	0	0
TRF	0	0	0	0
Total	0	0	190,000	190,000

FTE align="right">0.00 align="right">0.00 align="right">3.00 align="right">3.00

Est. Fringe	0	0	0	0
--------------------	---	---	---	---

Note: Fringes budgeted in Appropriation Bill 5 except for certain fringes budgeted directly to MoDOT, Highway Patrol, and Conservation.

Other Funds: 1501:State Facility Maintenance and Operation Fund

Non-Counts: 1501:State Facility Maintenance and Operation Fu \$190,000

2. THIS REQUEST CAN BE CATEGORIZED AS:

Cost to Continue

3. WHY IS THIS FUNDING NEEDED? PROVIDE AN EXPLANATION FOR ITEMS CHECKED IN #2. INCLUDE THE FEDERAL OR STATE STATUTORY OR CONSTITUTIONAL AUTHORIZATION FOR THIS PROGRAM.

In FY 2024, the State purchased two warehouses in Jefferson City, 4720 Scruggs Station Road and 1535 Fairgrounds Road. The warehouses have a combined square footage of over 350,000 square feet and are located in close proximity to each other. In order to run efficiently, this warehouse complex needs FTE to manage the day-to-day activities of shipping and receiving, coordinating with other state agencies and maintaining the warehouses and the grounds.

4. DESCRIBE THE DETAILED ASSUMPTIONS USED TO DERIVE THE SPECIFIC REQUESTED AMOUNT. (How did you determine that the requested number of FTE were appropriate? From what source or standard did you derive the requested levels of funding? Were alternatives such as outsourcing or automation considered? If

NEW DECISION ITEM

RANK: OF

**Office of Administration
Facilities Management Design & Construction
State Warehouse Complex PS
DI# NOP.GV.088**

Budget Unit 350061B

Bill Section 5.085

based on new legislation, does request tie to TAFP fiscal note? If not, explain why. Detail which portions of the request are one-times and how those amounts were calculated.)

Only PS is being requested as E&E was approved in the FY25 budget. This item requests funding for 3 FTE as follows:

- 1.00 Spec Trades Spvr - \$75,000
 - 1.00 Spec Trades Wrkr - \$60,000
 - 1.00 Maintenance/Grounds Tech - \$55,000
- There is a corresponding NDI in HB 13.

5. BREAK DOWN THE REQUEST BY BUDGET ACCOUNT CLASS, JOB CLASS, AND FUND SOURCE. IDENTIFY ONE-TIME COSTS.

Budget Account Class/Job Class	DTREQ GR DOLLAR	DTREQ GR FTE	DTREQ FED DOLLAR	DTREQ FED FTE	DTREQ OTHER DOLLAR	DTREQ OTHER FTE	DTREQ TOTAL DOLLAR	DTREQ TOTAL FTE	DTREQ One-Time DOLLARS
Total PS	0	0.00	0	0.00	0	0.00	0	0.00	0
Total EE	0		0		0		0		0
Total PSD	0		0		0		0		0
Total TRF	0		0		0		0		0
Grand Total	0	0.00	0	0.00	0	0.00	0	0.00	0
Budget Account Class/Job Class	GVREC GR DOLLAR	GVREC GR FTE	GVREC FED DOLLAR	GVREC FED FTE	GVREC OTHER DOLLAR	GVREC OTHER FTE	GVREC TOTAL DOLLAR	GVREC TOTAL FTE	GVREC One-Time DOLLARS
22FG20 - MAINTENANCE/GROUNDS TECHNICIAN	0	0.00	0	0.00	55,000	1.00	55,000	1.00	0
22ST20 - SPECIALIZED TRADES WORKER	0	0.00	0	0.00	60,000	1.00	60,000	1.00	0
22ST40 - SPECIALIZED TRADES SUPERVISOR	0	0.00	0	0.00	75,000	1.00	75,000	1.00	0
Total PS	0	0.00	0	0.00	190,000	3.00	190,000	3.00	0
Total EE	0		0		0		0		0

NEW DECISION ITEM

RANK: OF

Office of Administration
 Facilities Management Design & Construction
 State Warehouse Complex PS
 DI# NOP.GV.088

Budget Unit 350061B

Bill Section 5.085

Budget Account Class/Job Class	GVREC GR DOLLAR	GVREC GR FTE	GVREC FED DOLLAR	GVREC FED FTE	GVREC OTHER DOLLAR	GVREC OTHER FTE	GVREC TOTAL DOLLAR	GVREC TOTAL FTE	GVREC One-Time DOLLARS
Total PSD	0		0		0		0		0
Total TRF	0		0		0		0		0
Grand Total	0	0.00	0	0.00	190,000	3.00	190,000	3.00	0

NEW DECISION ITEM

RANK: 016 OF

Office of Administration
 Facilities Management, Design and Construction
 OA Garage_Fleet Mgmt Bldg
 DI# NOP.GV.094

Budget Unit 350061B

Bill Section 5.085

1. AMOUNT OF REQUEST

	FY 2026 Department Request			
	GR	Federal	Other	Total
PS	0	0	0	0
EE	0	0	0	0
PSD	0	0	0	0
TRF	0	0	0	0
Total	0	0	0	0
FTE	0.00	0.00	0.00	0.00
Est. Fringe	0	0	0	0

Note: Fringes budgeted in Appropriation Bill 5 except for certain fringes budgeted directly to MoDOT, Highway Patrol, and Conservation.

	FY 2026 Governor's Recommended			
	GR	Federal	Other	Total
PS	0	0	0	0
EE	0	0	122,360	122,360
PSD	0	0	0	0
TRF	0	0	0	0
Total	0	0	122,360	122,360
FTE	0.00	0.00	0.00	0.00
Est. Fringe	0	0	0	0

Note: Fringes budgeted in Appropriation Bill 5 except for certain fringes budgeted directly to MoDOT, Highway Patrol, and Conservation.

Other Funds: 1501:State Facility Maintenance and Operation Fund

Non-Counts: 1501:State Facility Maintenance and Operation Fu \$122,360

2. THIS REQUEST CAN BE CATEGORIZED AS:

Cost to Continue

3. WHY IS THIS FUNDING NEEDED? PROVIDE AN EXPLANATION FOR ITEMS CHECKED IN #2. INCLUDE THE FEDERAL OR STATE STATUTORY OR CONSTITUTIONAL AUTHORIZATION FOR THIS PROGRAM.

During FY 2025, the Office Of Administration's (OA) Division of Facilities Management, Design and Construction (FMDC) will oversee the construction of a new building designed to house the OA vehicle maintenance and fleet vehicle building on the State's warehouse campus located on the west side of Jefferson City. The building when completed will be 28,000 square feet.

4. DESCRIBE THE DETAILED ASSUMPTIONS USED TO DERIVE THE SPECIFIC REQUESTED AMOUNT. (How did you determine that the requested number of FTE were appropriate? From what source or standard did you derive the requested levels of funding? Were alternatives such as outsourcing or automation considered? If

NEW DECISION ITEM

RANK: 016 OF

**Office of Administration
Facilities Management, Design and Construction
OA Garage_Fleet Mgmt Bldg
DI# NOP.GV.094**

Budget Unit 350061B

Bill Section 5.085

based on new legislation, does request tie to TAFP fiscal note? If not, explain why. Detail which portions of the request are one-times and how those amounts were calculated.)

The estimated annual cost of operation at this new location would be \$122,360 or \$4.37 per square foot. The estimate is based on the FY24 expenditures at the current OA Garage located on Missouri Blvd. in Jefferson City. There is a corresponding NDI in HB 13.

5. BREAK DOWN THE REQUEST BY BUDGET ACCOUNT CLASS, JOB CLASS, AND FUND SOURCE. IDENTIFY ONE-TIME COSTS.

Budget Account Class/Job Class	DTREQ GR DOLLAR	DTREQ GR FTE	DTREQ FED DOLLAR	DTREQ FED FTE	DTREQ OTHER DOLLAR	DTREQ OTHER FTE	DTREQ TOTAL DOLLAR	DTREQ TOTAL FTE	DTREQ One-Time DOLLARS
Total PS	0	0.00	0	0.00	0	0.00	0	0.00	0
Total EE	0		0		0		0		0
Total PSD	0		0		0		0		0
Total TRF	0		0		0		0		0
Grand Total	0	0.00	0	0.00	0	0.00	0	0.00	0
Budget Account Class/Job Class	GVREC GR DOLLAR	GVREC GR FTE	GVREC FED DOLLAR	GVREC FED FTE	GVREC OTHER DOLLAR	GVREC OTHER FTE	GVREC TOTAL DOLLAR	GVREC TOTAL FTE	GVREC One-Time DOLLARS
Total PS	0	0.00	0	0.00	0	0.00	0	0.00	0
618ZZZZ:Fuel and Utilities	0		0		122,360		122,360		0
Total EE	0		0		122,360		122,360		0
Total PSD	0		0		0		0		0
Total TRF	0		0		0		0		0
Grand Total	0	0.00	0	0.00	122,360	0.00	122,360	0.00	0

NEW DECISION ITEM

RANK: OF

Office of Administration
 Facilities Design, Management and Construction
 Higginsville Facility
 DI# NOP.GV.097

Budget Unit 350061B

Bill Section 5.085

1. AMOUNT OF REQUEST

	FY 2026 Department Request			
	GR	Federal	Other	Total
PS	0	0	0	0
EE	0	0	0	0
PSD	0	0	0	0
TRF	0	0	0	0
Total	0	0	0	0
FTE	0.00	0.00	0.00	0.00
Est. Fringe	0	0	0	0

Note: Fringes budgeted in Appropriation Bill 5 except for certain fringes budgeted directly to MoDOT, Highway Patrol, and Conservation.

	FY 2026 Governor's Recommended			
	GR	Federal	Other	Total
PS	0	0	0	0
EE	0	0	1,236,000	1,236,000
PSD	0	0	0	0
TRF	0	0	0	0
Total	0	0	1,236,000	1,236,000
FTE	0.00	0.00	0.00	0.00
Est. Fringe	0	0	0	0

Note: Fringes budgeted in Appropriation Bill 5 except for certain fringes budgeted directly to MoDOT, Highway Patrol, and Conservation.

Other Funds: 1501:State Facility Maintenance and Operation Fund

Non-Counts: 1501:State Facility Maintenance and Operation Fu \$1,236,000

2. THIS REQUEST CAN BE CATEGORIZED AS:

Space Request

3. WHY IS THIS FUNDING NEEDED? PROVIDE AN EXPLANATION FOR ITEMS CHECKED IN #2. INCLUDE THE FEDERAL OR STATE STATUTORY OR CONSTITUTIONAL AUTHORIZATION FOR THIS PROGRAM.

NEW DECISION ITEM

RANK: OF

Budget Unit 350061B

**Office of Administration
Facilities Design, Management and Construction
Higginsville Facility
DI# NOP.GV.097**

Bill Section 5.085

Missouri is experiencing an acute shortage of appropriate mental health residential and in-patient placements. Currently, over 200 individuals with behavioral health needs and 600 individuals with intellectual or developmental disabilities (IDD) are unable to access appropriate placement in these settings. Many of these individuals are currently awaiting placement during long and inappropriate stays in settings such as hospitals, jails, shelters, and private providers at a mis-matched level of care, often at a higher cost.

Despite available Medicaid waiver slots for individuals with IDD, these individuals are not able to access care due to direct care staffing shortages. The acute shortage of placements is creating a strain on other systems, particularly hospitals, jails and shelters. As individuals await appropriate services, often their untreated/under treated behaviors escalate resulting in additional crises which further reduces placement options.

One of the strategies DMH is taking to address the acute shortage of space is through reconceptualization of current space resources. DD is proposing to relocate Regional Office staff and Northwest Community Services (NWCS) staff, currently located on the campus of existing Habilitation Centers. This will allow for reconfiguration of the existing space to maximize underutilized placement capacity.

Proposed move includes the relocation of Northwest Community Services (NWCS) staff from the Providence Building, currently on the campus of Higginsville Habilitation Center (HHC), to the local community.

The request was granted in the FY 2024 budget and two of the three locations that needed this funding, Poplar Bluff and Sikeston, have been able to find suitable accommodations. Higginsville was not able to find a location that worked for the staff and clients, so the one-time funding lapsed. They are requesting a reappropriation of the one-time funding in order to modify the space. The cost of the monthly rent and utilities for this location is already in the HB 13 budget. The one-time funding need is \$1,236,000. There is a corresponding NDI in HB 13.

4. DESCRIBE THE DETAILED ASSUMPTIONS USED TO DERIVE THE SPECIFIC REQUESTED AMOUNT. (How did you determine that the requested number of FTE were appropriate? From what source or standard did you derive the requested levels of funding? Were alternatives such as outsourcing or automation considered? If based on new legislation, does request tie to TAFP fiscal note? If not, explain why. Detail which portions of the request are one-times and how those amounts were calculated.)

NEW DECISION ITEM

RANK: OF

**Office of Administration
Facilities Design, Management and Construction
Higginsville Facility
DI# NOP.GV.097**

Budget Unit 350061B

Bill Section 5.085

This request includes costs for relocation of 45 staff from a State-Operated facilities to leased or state-owned space.

Space requested for NWCS includes areas for approximately 45 staff who support the Division's direct care workforce and do not have remote or distributed work options, including orientation/training/meeting space for new and existing employees, computer training lab, medication safe-keeping and storage, nursing, break room, supply, restrooms, reception, IT and mailroom areas. Interview/hearing rooms with network availability are requested to accommodate the large number of staff that frequently move between homes and/or NWCS and/or DD Central Office for investigations, quality, clinical or other purposes.

Annual Costs: Facility leasing/utilities/janitorial for NWCS administrative office is estimated at \$257,941 annually.
One-time costs: Wiring and build-out costs is estimated at \$1,236,000.

5. BREAK DOWN THE REQUEST BY BUDGET ACCOUNT CLASS, JOB CLASS, AND FUND SOURCE. IDENTIFY ONE-TIME COSTS.

Budget Account Class/Job Class	DTREQ GR DOLLAR	DTREQ GR FTE	DTREQ FED DOLLAR	DTREQ FED FTE	DTREQ OTHER DOLLAR	DTREQ OTHER FTE	DTREQ TOTAL DOLLAR	DTREQ TOTAL FTE	DTREQ One-Time DOLLARS
Total PS	0	0.00	0	0.00	0	0.00	0	0.00	0
Total EE	0		0		0		0		0
Total PSD	0		0		0		0		0
Total TRF	0		0		0		0		0
Grand Total	0	0.00	0	0.00	0	0.00	0	0.00	0
Budget Account Class/Job Class	GVREC GR DOLLAR	GVREC GR FTE	GVREC FED DOLLAR	GVREC FED FTE	GVREC OTHER DOLLAR	GVREC OTHER FTE	GVREC TOTAL DOLLAR	GVREC TOTAL FTE	GVREC One-Time DOLLARS
Total PS	0	0.00	0	0.00	0	0.00	0	0.00	0
618ZZZZ:Fuel and Utilities	0		0		1,236,000		1,236,000		1,236,000
Total EE	0		0		1,236,000		1,236,000		1,236,000
Total PSD	0		0		0		0		0
Total TRF	0		0		0		0		0
Grand Total	0	0.00	0	0.00	1,236,000	0.00	1,236,000	0.00	1,236,000

NEW DECISION ITEM

RANK: OF

**Office of Administration
Facilities Management Design & Construction
DSS_DYS Met Ctr Relocation
DI# NOP.GV.099**

Budget Unit 350061B

Bill Section 5.085

1. AMOUNT OF REQUEST

	FY 2026 Department Request			
	GR	Federal	Other	Total
PS	0	0	0	0
EE	0	0	0	0
PSD	0	0	0	0
TRF	0	0	0	0
Total	0	0	0	0
FTE	0.00	0.00	0.00	0.00
Est. Fringe	0	0	0	0

Note: Fringes budgeted in Appropriation Bill 5 except for certain fringes budgeted directly to MoDOT, Highway Patrol, and Conservation.

	FY 2026 Governor's Recommended			
	GR	Federal	Other	Total
PS	0	0	0	0
EE	0	0	294,107	294,107
PSD	0	0	0	0
TRF	0	0	0	0
Total	0	0	294,107	294,107
FTE	0.00	0.00	0.00	0.00
Est. Fringe	0	0	0	0

Note: Fringes budgeted in Appropriation Bill 5 except for certain fringes budgeted directly to MoDOT, Highway Patrol, and Conservation.

Other Funds: 1501:State Facility Maintenance and Operation Fund

Non-Counts: 1501:State Facility Maintenance and Operation Fu \$294,107

2. THIS REQUEST CAN BE CATEGORIZED AS:

Space Request

3. WHY IS THIS FUNDING NEEDED? PROVIDE AN EXPLANATION FOR ITEMS CHECKED IN #2. INCLUDE THE FEDERAL OR STATE STATUTORY OR CONSTITUTIONAL AUTHORIZATION FOR THIS PROGRAM.

The Department of Social Services Division of Youth Services (DSS DYS) in conjunction with the Office of Administration Facilities Management, Design and Construction (OA FMDC) requests this funding to allow for relocation of FTE from an office building in the St. Louis area. Originally, the Met Center space was donated to DSS DYS by St. Louis County and DYS was able to utilize the space at zero cost. Recently the building sold and the new owner is requesting rent from DYS, however, there is no funding in HB 13 for this location due to the previous circumstances.

4. DESCRIBE THE DETAILED ASSUMPTIONS USED TO DERIVE THE SPECIFIC REQUESTED AMOUNT. (How did you determine that the requested number of FTE were

NEW DECISION ITEM

RANK: OF

Office of Administration
 Facilities Management Design & Construction
 DSS_DYS Met Ctr Relocation
 DI# NOP.GV.099

Budget Unit 350061B

Bill Section 5.085

appropriate? From what source or standard did you derive the requested levels of funding? Were alternatives such as outsourcing or automation considered? If based on new legislation, does request tie to TAFP fiscal note? If not, explain why. Detail which portions of the request are one-times and how those amounts were calculated.)

The funding requested is needed to cover the leasing cost.

5. BREAK DOWN THE REQUEST BY BUDGET ACCOUNT CLASS, JOB CLASS, AND FUND SOURCE. IDENTIFY ONE-TIME COSTS.

Budget Account Class/Job Class	DTREQ GR DOLLAR	DTREQ GR FTE	DTREQ FED DOLLAR	DTREQ FED FTE	DTREQ OTHER DOLLAR	DTREQ OTHER FTE	DTREQ TOTAL DOLLAR	DTREQ TOTAL FTE	DTREQ One-Time DOLLARS
Total PS	0	0.00	0	0.00	0	0.00	0	0.00	0
Total EE	0		0		0		0		0
Total PSD	0		0		0		0		0
Total TRF	0		0		0		0		0
Grand Total	0	0.00	0	0.00	0	0.00	0	0.00	0

Budget Account Class/Job Class	GVREC GR DOLLAR	GVREC GR FTE	GVREC FED DOLLAR	GVREC FED FTE	GVREC OTHER DOLLAR	GVREC OTHER FTE	GVREC TOTAL DOLLAR	GVREC TOTAL FTE	GVREC One-Time DOLLARS
Total PS	0	0.00	0	0.00	0	0.00	0	0.00	0
618ZZZZ:Fuel and Utilities	0		0		6,845		6,845		0
640ZZZZ:Professional Services	0		0		6,300		6,300		6,300
642ZZZZ:Housekeeping and Janitorial Services	0		0		6,762		6,762		0
658ZZZZ:Office Equipment Expenses	0		0		165,000		165,000		165,000
668ZZZZ:Building Lease Payments Operating	0		0		109,200		109,200		0

NEW DECISION ITEM

RANK: OF

Office of Administration
 Facilities Management Design & Construction
 DSS_DYS Met Ctr Relocation
 DI# NOP.GV.099

Budget Unit 350061B

Bill Section 5.085

Budget Account Class/Job Class	GVREC GR DOLLAR	GVREC GR FTE	GVREC FED DOLLAR	GVREC FED FTE	GVREC OTHER DOLLAR	GVREC OTHER FTE	GVREC TOTAL DOLLAR	GVREC TOTAL FTE	GVREC One-Time DOLLARS
Total EE	0		0		294,107		294,107		171,300
Total PSD	0		0		0		0		0
Total TRF	0		0		0		0		0
Grand Total	0	0.00	0	0.00	294,107	0.00	294,107	0.00	171,300

NEW DECISION ITEM

RANK: OF

Office of Administration
 Facilities Management, Design & Construction
 FMDC_MSHP Land_Anten Incr
 DI# NOP.GV.096

Budget Unit 350061B

Bill Section 5.085

1. AMOUNT OF REQUEST

	FY 2026 Department Request			
	GR	Federal	Other	Total
PS	0	0	0	0
EE	0	0	0	0
PSD	0	0	0	0
TRF	0	0	0	0
Total	0	0	0	0

FTE align="right">0.00 align="right">0.00 align="right">0.00 align="right">0.00

Est. Fringe	0	0	0	0
--------------------	---	---	---	---

Note: Fringes budgeted in Appropriation Bill 5 except for certain fringes budgeted directly to MoDOT, Highway Patrol, and Conservation.

	FY 2026 Governor's Recommended			
	GR	Federal	Other	Total
PS	0	0	0	0
EE	0	0	0	0
PSD	0	0	103,310	103,310
TRF	0	0	0	0
Total	0	0	103,310	103,310

FTE align="right">0.00 align="right">0.00 align="right">0.00 align="right">0.00

Est. Fringe	0	0	0	0
--------------------	---	---	---	---

Note: Fringes budgeted in Appropriation Bill 5 except for certain fringes budgeted directly to MoDOT, Highway Patrol, and Conservation.

Other Funds: 1501:State Facility Maintenance and Operation Fund

Non-Counts: 1501:State Facility Maintenance and Operation Fu \$103,310

2. THIS REQUEST CAN BE CATEGORIZED AS:

Cost to Continue

3. WHY IS THIS FUNDING NEEDED? PROVIDE AN EXPLANATION FOR ITEMS CHECKED IN #2. INCLUDE THE FEDERAL OR STATE STATUTORY OR CONSTITUTIONAL AUTHORIZATION FOR THIS PROGRAM.

The MO State Highway Patrol uses towers across the state for communications purposes. These tower leases are paid for through contracts with landowners. In FY 2025, there are seven leases that have large increases that are on property owned by Ameren. In order to cover the additional costs associated with these tower leases, FMDC is requesting additional funding.

4. DESCRIBE THE DETAILED ASSUMPTIONS USED TO DERIVE THE SPECIFIC REQUESTED AMOUNT. (How did you determine that the requested number of FTE were appropriate? From what source or standard did you derive the requested levels of funding? Were alternatives such as outsourcing or automation considered? If

NEW DECISION ITEM

RANK: OF

Office of Administration
 Facilities Management, Design & Construction
 FMDC_MSHP Land_Anten Incr
 DI# NOP.GV.096

Budget Unit 350061B

Bill Section 5.085

based on new legislation, does request tie to TAFP fiscal note? If not, explain why. Detail which portions of the request are one-times and how those amounts were calculated.)

There is a corresponding NDI in HB 13.

5. BREAK DOWN THE REQUEST BY BUDGET ACCOUNT CLASS, JOB CLASS, AND FUND SOURCE. IDENTIFY ONE-TIME COSTS.

Budget Account Class/Job Class	DTREQ GR DOLLAR	DTREQ GR FTE	DTREQ FED DOLLAR	DTREQ FED FTE	DTREQ OTHER DOLLAR	DTREQ OTHER FTE	DTREQ TOTAL DOLLAR	DTREQ TOTAL FTE	DTREQ One-Time DOLLARS
Total PS	0	0.00	0	0.00	0	0.00	0	0.00	0
Total EE	0		0		0		0		0
Total PSD	0		0		0		0		0
Total TRF	0		0		0		0		0
Grand Total	0	0.00	0	0.00	0	0.00	0	0.00	0
Budget Account Class/Job Class	GVREC GR DOLLAR	GVREC GR FTE	GVREC FED DOLLAR	GVREC FED FTE	GVREC OTHER DOLLAR	GVREC OTHER FTE	GVREC TOTAL DOLLAR	GVREC TOTAL FTE	GVREC One-Time DOLLARS
Total PS	0	0.00	0	0.00	0	0.00	0	0.00	0
Total EE	0		0		0		0		0
680ZZZZ:Program Disbursements	0		0		103,310		103,310		0
Total PSD	0		0		103,310		103,310		0
Total TRF	0		0		0		0		0
Grand Total	0	0.00	0	0.00	103,310	0.00	103,310	0.00	0

CORE DECISION ITEM

**Office of Administration
Facilities Management, Design and Construction
CORE - Missouri State Capitol Commission**

**Budget Unit 350063B
Bill Section 05.090**

1. CORE FINANCIAL SUMMARY

	FY 2026 Department Request			
	GR	Federal	Other	Total
PS	0	0	0	0
EE	0	0	25,000	25,000
PSD	0	0	0	0
TRF	0	0	0	0
Total	0	0	25,000	25,000

FTE **0.00** **0.00** **0.00** **0.00**

Est. Fringe	0	0	0	0
--------------------	---	---	---	---

Note: Fringes budgeted in Appropriation Bill 5 except for certain fringes budgeted directly to MoDOT, Highway Patrol, and Conservation.

Other Funds: 1745:State Capitol Commission Fund

	FY 2026 Governor's Recommended			
	GR	Federal	Other	Total
PS	0	0	0	0
EE	0	0	25,000	25,000
PSD	0	0	0	0
TRF	0	0	0	0
Total	0	0	25,000	25,000

FTE **0.00** **0.00** **0.00** **0.00**

Est. Fringe	0	0	0	0
--------------------	---	---	---	---

Note: Fringes budgeted in Appropriation Bill 5 except for certain fringes budgeted directly to MoDOT, Highway Patrol, and Conservation.

Other Funds: 1745:State Capitol Commission Fund

2. CORE DESCRIPTION

This appropriation provides authority to spend gifts, bequests, grants, and donated funds in support of the work of the Missouri State Capitol Commission for the restoration and preservation of the Capitol Building, the promotion of the historical significance of the Capitol Building, and the improved accessibility of the Capitol Building. Established in SB 480 (2009), the legislation also established the State Capitol Commission Fund. Any moneys received by the Commission from sources other than appropriation, including from private sources, gifts, donations and grants, are to be credited to the fund and appropriated by the General Assembly. The Commission exercises general supervision and administration of the fund. Appropriation authority is required to allow for the expenditure of any funds that may be received.

3. PROGRAM LISTING (list programs included in this core funding)

N/A

CORE DECISION ITEM

**Office of Administration
Facilities Management, Design and Construction
CORE - Missouri State Capitol Commission**

Budget Unit 350063B

Bill Section 05.090

4. FINANCIAL HISTORY

	FY 2022	FY 2023	FY 2024	FY 2025
	Actual	Actual	Actual	Current Yr. as of 1/27/25
Appropriations (All Funds)	25,000	25,000	25,000	25,000
Less Reverted (All Funds)	0	0	0	0
Less Restricted (All Funds)*	0	0	0	0
Less Transfers Out	0	0	0	0
Plus Transfers In	0	0	0	0
Budget Authority (All Funds)	25,000	25,000	25,000	25,000
Actual Expenditures (all Fund	0	0	0	N/A
Unexpended (All Funds)	25,000	25,000	25,000	N/A
Unexpended by Fund:				
General Revenue	0	0	0	N/A
Federal	0	0	0	N/A
Other	25,000	25,000	25,000	N/A

Actual Expenditures (All Funds)						
FY 2022						
FY 2023						
FY 2024						

*Restricted amount is as of

Reverted includes the statutory three-percent reserve amount (when applicable).

Restricted includes any Governor's Expenditure Restrictions which remained at the end of the fiscal year (when applicable).

CORE DECISION ITEM

Office of Administration
 Facilities Management, Design and Construction
 CORE - Missouri State Capitol Commission

Budget Unit 350063B

Bill Section 05.090

5. CORE RECONCILIATION DETAIL

	Budget Class	FTE	GR	FED	OTHER	TOTAL	Explanation
TAFP After VETOES							
	PS	0.00	0	0	0	0	
	EE	0.00	0	0	25,000	25,000	
	PD	0.00	0	0	0	0	
	TRF	0.00	0	0	0	0	
	Total	0.00	0	0	25,000	25,000	
One-Times							
	PS	0.00	0	0	0	0	
	EE	0.00	0	0	0	0	
	PD	0.00	0	0	0	0	
	TRF	0.00	0	0	0	0	
	Total	0.00	0	0	0	0	
FY 26 Beginning Core							
	PS	0.00	0	0	0	0	
	EE	0.00	0	0	25,000	25,000	
	PD	0.00	0	0	0	0	
	TRF	0.00	0	0	0	0	
	Total	0.00	0	0	25,000	25,000	
Department Request Adjustments							

CORE DECISION ITEM

Office of Administration
 Facilities Management, Design and Construction
 CORE - Missouri State Capitol Commission

Budget Unit 350063B

Bill Section 05.090

	Budget Class	FTE	GR	FED	OTHER	TOTAL	Explanation
Net Department Request Adjustments		0.00	0	0	0	0	
Department Request Core							
	PS	0.00	0	0	0	0	
	EE	0.00	0	0	25,000	25,000	
	PD	0.00	0	0	0	0	
	TRF	0.00	0	0	0	0	
	Total	0.00	0	0	25,000	25,000	
Governor's Recommended Core							
	PS	0.00	0	0	0	0	
	EE	0.00	0	0	25,000	25,000	
	PD	0.00	0	0	0	0	
	TRF	0.00	0	0	0	0	
	Total	0.00	0	0	25,000	25,000	

CORE DECISION ITEM

Office of Administration
 Facilities Management, Design and Construction
 CORE - Missouri State Capitol Commission

Budget Unit 350063B

Bill Section 05.090

Summary of the Core by Expenditure Types

Account	FY24 Budget		FY24 Actual		FY25 Budget		FY25 Actual as of 1/27/25		FY26 DTREQ		FY26 GVREC	FY26 GVREC
	Dollars	FTE	Dollars	FTE	Dollars	FTE	Dollars	FTE	Dollars	FTE	Dollars	FTE
Professional Services	25,000	0.00	0	0.00	25,000	0.00	0	0.00	25,000	0.00	25,000	0.00
Total EE	25,000	0.00	0	0.00	25,000	0.00	0	0.00	25,000	0.00	25,000	0.00
Grand Total	25,000	0.00	0	0.00	25,000	0.00	0	0.00	25,000	0.00	25,000	0.00

CORE DECISION ITEM

**Office of Administration
Facilities Management, Design and Construction
CORE - Facilities Management Services**

Budget Unit 350065B

Bill Section 05.095

1. CORE FINANCIAL SUMMARY

	FY 2026 Department Request			
	GR	Federal	Other	Total
PS	0	0	0	0
EE	0	0	1,999,900	1,999,900
PSD	0	0	100	100
TRF	0	0	0	0
Total	0	0	2,000,000	2,000,000

FTE **0.00** **0.00** **0.00** **0.00**

Est. Fringe	0	0	0	0
--------------------	---	---	---	---

Note: Fringes budgeted in Appropriation Bill 5 except for certain fringes budgeted directly to MoDOT, Highway Patrol, and Conservation.

Other Funds: 1501:State Facility Maintenance and Operation Fund

	FY 2026 Governor's Recommended			
	GR	Federal	Other	Total
PS	0	0	0	0
EE	0	0	1,999,900	1,999,900
PSD	0	0	100	100
TRF	0	0	0	0
Total	0	0	2,000,000	2,000,000

FTE **0.00** **0.00** **0.00** **0.00**

Est. Fringe	0	0	0	0
--------------------	---	---	---	---

Note: Fringes budgeted in Appropriation Bill 5 except for certain fringes budgeted directly to MoDOT, Highway Patrol, and Conservation.

Other Funds: 1501:State Facility Maintenance and Operation Fund

2. CORE DESCRIPTION

This core represents revolving fund authority that allows the Division of Facilities Management, Design and Construction (FMDC) to make up-front payments for expenses associated with facility management, purchases of materials for facility modifications, tenant services that support agency programs, replacement, and repair costs, and other support services at state facilities when recovery is obtained from a third party. FMDC bills agencies for such costs via the interagency billing process. This pass through appropriation gives FMDC the ability to effectively manage facilities, modification projects and other services by establishing a mechanism to make up-front purchases for materials without reducing appropriation authority for facility operating purposes. FMDC also makes up-front payments for other extraordinary services agencies may require that would otherwise place an unreasonable burden on the regular operating budget of the facility.

3. PROGRAM LISTING (list programs included in this core funding)

N/A

CORE DECISION ITEM

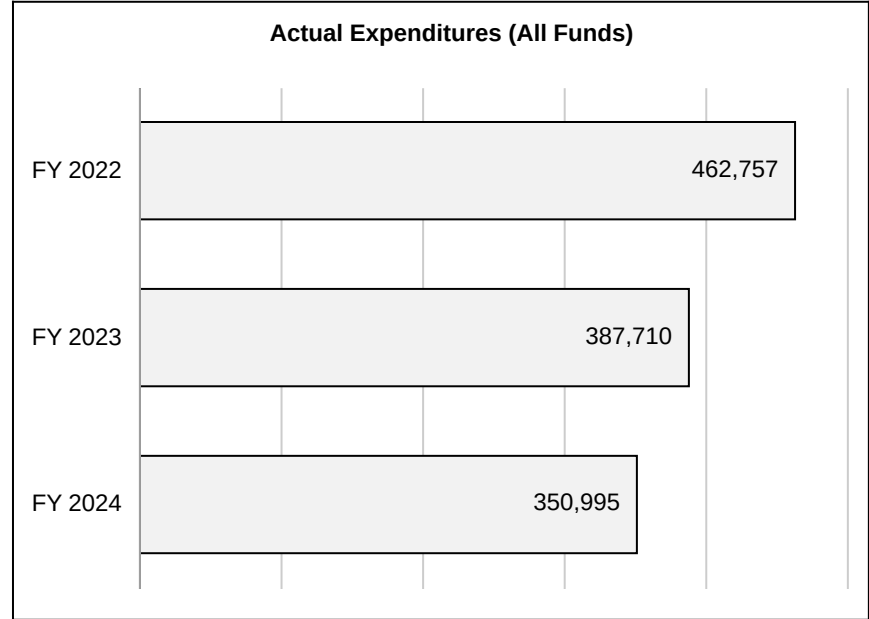
**Office of Administration
Facilities Management, Design and Construction
CORE - Facilities Management Services**

Budget Unit 350065B

Bill Section 05.095

4. FINANCIAL HISTORY

	FY 2022	FY 2023	FY 2024	FY 2025
	Actual	Actual	Actual	Current Yr. as of 1/27/25
Appropriations (All Funds)	2,000,000	2,000,000	2,000,000	2,000,000
Less Reverted (All Funds)	0	0	0	0
Less Restricted (All Funds)*	0	0	0	0
Less Transfers Out	0	0	0	0
Plus Transfers In	0	0	0	0
Budget Authority (All Funds)	2,000,000	2,000,000	2,000,000	2,000,000
Actual Expenditures (all Fund)	462,757	387,710	350,995	N/A
Unexpended (All Funds)	1,537,243	1,612,290	1,649,005	N/A
Unexpended by Fund:				
General Revenue	0	0	0	N/A
Federal	0	0	0	N/A
Other	1,537,243	1,612,290	1,649,005	N/A



*Restricted amount is as of

Reverted includes the statutory three-percent reserve amount (when applicable).

Restricted includes any Governor's Expenditure Restrictions which remained at the end of the fiscal year (when applicable).

CORE DECISION ITEM

Office of Administration
 Facilities Management, Design and Construction
 CORE - Facilities Management Services

Budget Unit 350065B

Bill Section 05.095

5. CORE RECONCILIATION DETAIL

	Budget Class	FTE	GR	FED	OTHER	TOTAL	Explanation
TAFP After VETOES							
	PS	0.00	0	0	0	0	
	EE	0.00	0	0	1,999,900	1,999,900	
	PD	0.00	0	0	100	100	
	TRF	0.00	0	0	0	0	
	Total	0.00	0	0	2,000,000	2,000,000	
One-Times							
	PS	0.00	0	0	0	0	
	EE	0.00	0	0	0	0	
	PD	0.00	0	0	0	0	
	TRF	0.00	0	0	0	0	
	Total	0.00	0	0	0	0	
FY 26 Beginning Core							
	PS	0.00	0	0	0	0	
	EE	0.00	0	0	1,999,900	1,999,900	
	PD	0.00	0	0	100	100	
	TRF	0.00	0	0	0	0	
	Total	0.00	0	0	2,000,000	2,000,000	
Department Request Adjustments							

CORE DECISION ITEM

Office of Administration
 Facilities Management, Design and Construction
 CORE - Facilities Management Services

Budget Unit 350065B

Bill Section 05.095

	Budget Class	FTE	GR	FED	OTHER	TOTAL	Explanation
Net Department Request Adjustments		0.00	0	0	0	0	
Department Request Core							
	PS	0.00	0	0	0	0	
	EE	0.00	0	0	1,999,900	1,999,900	
	PD	0.00	0	0	100	100	
	TRF	0.00	0	0	0	0	
	Total	0.00	0	0	2,000,000	2,000,000	
Governor's Recommended Core							
	PS	0.00	0	0	0	0	
	EE	0.00	0	0	1,999,900	1,999,900	
	PD	0.00	0	0	100	100	
	TRF	0.00	0	0	0	0	
	Total	0.00	0	0	2,000,000	2,000,000	

CORE DECISION ITEM

**Office of Administration
Facilities Management, Design and Construction
CORE - Facilities Management Services**

Budget Unit 350065B

Bill Section 05.095

Summary of the Core by Expenditure Types

Account	FY24 Budget		FY24 Actual		FY25 Budget		FY25 Actual as of 1/27/25		FY26 DTREQ		FY26 GVREC	FY26 GVREC
	Dollars	FTE	Dollars	FTE	Dollars	FTE	Dollars	FTE	Dollars	FTE	Dollars	FTE
Fuel and Utilities	1,200	0.00	0	0.00	1,200	0.00	0	0.00	1,200	0.00	1,200	0.00
Supplies	7,810	0.00	0	0.00	7,810	0.00	0	0.00	7,810	0.00	7,810	0.00
Communications Services and Supplies	100	0.00	0	0.00	100	0.00	0	0.00	100	0.00	100	0.00
Professional Services	97,500	0.00	0	0.00	97,500	0.00	6,520	0.00	97,500	0.00	97,500	0.00
Housekeeping and Janitorial Services	100	0.00	0	0.00	100	0.00	0	0.00	100	0.00	100	0.00
Maintenance and Repair Services	35,000	0.00	0	0.00	35,000	0.00	0	0.00	35,000	0.00	35,000	0.00
Motorized Equipment	100	0.00	0	0.00	100	0.00	0	0.00	100	0.00	100	0.00
Other Equipment	112,000	0.00	0	0.00	112,000	0.00	0	0.00	112,000	0.00	112,000	0.00
Property and Improvements Expenses	53,000	0.00	0	0.00	53,000	0.00	0	0.00	53,000	0.00	53,000	0.00
Equipment Lease Payments	8,500	0.00	0	0.00	8,500	0.00	0	0.00	8,500	0.00	8,500	0.00
Rebillable Expenses	1,684,590	0.00	350,995	0.00	1,684,590	0.00	469,272	0.00	1,684,590	0.00	1,684,590	0.00
Total EE	1,999,900	0.00	350,995	0.00	1,999,900	0.00	475,793	0.00	1,999,900	0.00	1,999,900	0.00
Refunds Expense	100	0.00	0	0.00	100	0.00	0	0.00	100	0.00	100	0.00
Total PSD	100	0.00	0	0.00	100	0.00	0	0.00	100	0.00	100	0.00
Grand Total	2,000,000	0.00	350,995	0.00	2,000,000	0.00	475,793	0.00	2,000,000	0.00	2,000,000	0.00

CORE DECISION ITEM

**Office of Administration
General Services
CORE - Operating - General Services**

Budget Unit 350066B

Bill Section 05.100

1. CORE FINANCIAL SUMMARY

	FY 2026 Department Request			
	GR	Federal	Other	Total
PS	1,219,336	0	3,956,553	5,175,889
EE	214,550	0	979,728	1,194,278
PSD	0	0	0	0
TRF	0	0	0	0
Total	1,433,886	0	4,936,281	6,370,167

FTE	20.00	0.00	84.00	104.00
------------	--------------	-------------	--------------	---------------

Est. Fringe	751,534	0	2,725,521	3,477,055
--------------------	---------	---	-----------	-----------

Note: Fringes budgeted in Appropriation Bill 5 except for certain fringes budgeted directly to MoDOT, Highway Patrol, and Conservation.

Other Funds: 1505:Office of Administration Revolving Administrative Trust

	FY 2026 Governor's Recommended			
	GR	Federal	Other	Total
PS	1,219,336	0	3,956,553	5,175,889
EE	214,550	0	979,728	1,194,278
PSD	0	0	0	0
TRF	0	0	0	0
Total	1,433,886	0	4,936,281	6,370,167

FTE	20.00	0.00	84.00	104.00
------------	--------------	-------------	--------------	---------------

Est. Fringe	751,534	0	2,725,521	3,477,055
--------------------	---------	---	-----------	-----------

Note: Fringes budgeted in Appropriation Bill 5 except for certain fringes budgeted directly to MoDOT, Highway Patrol, and Conservation.

Other Funds: 1505:Office of Administration Revolving Administrative Trust

2. CORE DESCRIPTION

Core funding to support the Division of General Services, a multi-faceted organization providing a number of essential support services to state agencies and to the Office of Administration.

Document Solutions provides comprehensive reproduction services including design, printing, finishing, and quick copy services. Document Solutions also manages central mail services and advises agencies on efficient mailing practices, and provides comprehensive mailing services to most state agencies operating within the Jefferson City area. Risk Management administers the Legal Expense Fund and the workers' compensation program for state employees, purchases insurance as required and advises state agencies on risk management issues. Fleet Management establishes statewide policies governing state vehicle operations and management; coordinates a centralized fleet information system; operates a consolidated car pool serving agencies in the Jefferson City area and serves as a resource for fleet management issues. Fleet Management operates a centralized garage facility to provide mechanical and body shop services for state vehicles based in the Mid-Missouri area. General Services also oversees the State Surplus Property and Recycling programs.

3. PROGRAM LISTING (list programs included in this core funding)

CORE DECISION ITEM

**Office of Administration
General Services
CORE - Operating - General Services**

Budget Unit 350066B

Bill Section 05.100

Document Solutions, Risk Management, and Fleet Management

CORE DECISION ITEM

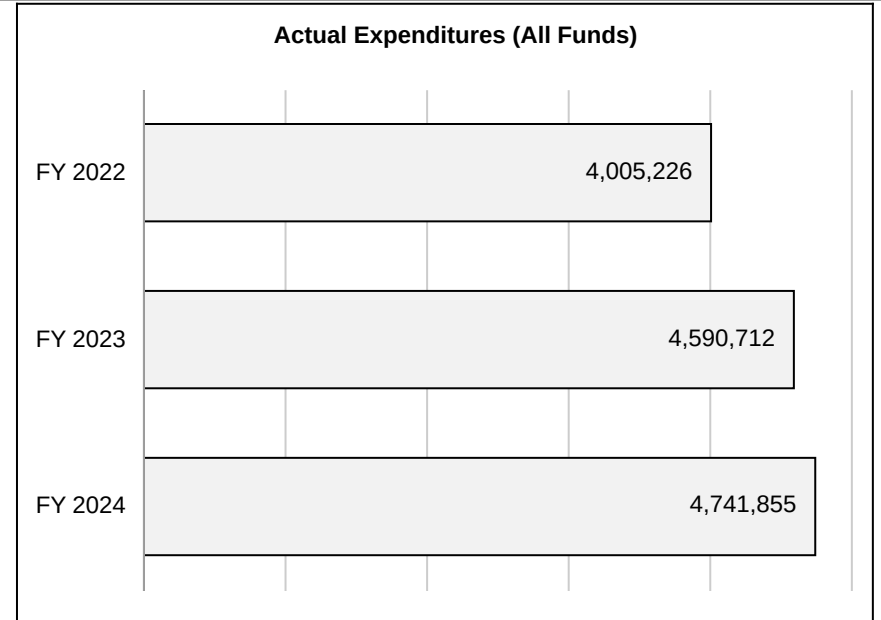
**Office of Administration
General Services
CORE - Operating - General Services**

Budget Unit 350066B

Bill Section 05.100

4. FINANCIAL HISTORY

	FY 2022	FY 2023	FY 2024	FY 2025
	Actual	Actual	Actual	Current Yr. as of 1/27/25
Appropriations (All Funds)	5,063,459	5,756,983	6,153,935	6,312,643
Less Reverted (All Funds)	(30,597)	(39,046)	(41,883)	(43,017)
Less Restricted (All Funds)*	0	0	0	0
Less Transfers Out	0	0	0	0
Plus Transfers In	0	0	0	0
Budget Authority (All Funds)	5,032,862	5,717,937	6,112,052	6,269,626
Actual Expenditures (all Fund)	4,005,226	4,590,712	4,741,855	N/A
Unexpended (All Funds)	1,027,636	1,127,225	1,370,197	N/A
Unexpended by Fund:				
General Revenue	3,398	2,749	8,526	N/A
Federal	0	0	0	N/A
Other	1,024,238	1,124,476	1,361,670	N/A



*Restricted amount is as of

Reverted includes the statutory three-percent reserve amount (when applicable).

Restricted includes any Governor's Expenditure Restrictions which remained at the end of the fiscal year (when applicable).

CORE DECISION ITEM

Office of Administration
 General Services
 CORE - Operating - General Services

Budget Unit 350066B

Bill Section 05.100

5. CORE RECONCILIATION DETAIL

	Budget Class	FTE	GR	FED	OTHER	TOTAL	Explanation
TAFP After VETOES							
	PS	103.00	1,219,336	0	3,899,029	5,118,365	
	EE	0.00	214,550	0	979,728	1,194,278	
	PD	0.00	0	0	0	0	
	TRF	0.00	0	0	0	0	
	Total	103.00	1,433,886	0	4,878,757	6,312,643	
One-Times							
	PS	0.00	0	0	0	0	
	EE	0.00	0	0	0	0	
	PD	0.00	0	0	0	0	
	TRF	0.00	0	0	0	0	
	Total	0.00	0	0	0	0	
FY 26 Beginning Core							
	PS	103.00	1,219,336	0	3,899,029	5,118,365	
	EE	0.00	214,550	0	979,728	1,194,278	
	PD	0.00	0	0	0	0	
	TRF	0.00	0	0	0	0	
	Total	103.00	1,433,886	0	4,878,757	6,312,643	
Department Request Adjustments							

CORE DECISION ITEM

**Office of Administration
General Services
CORE - Operating - General Services**

Budget Unit 350066B

Bill Section 05.100

			Budget Class	FTE	GR	FED	OTHER	TOTAL	Explanation
Core Reallocation	CRA.35B.018	14538	PS	1.00	0	0	57,524	57,524	Reallocation of an automotive mechanic position from Surplus Property to OA Vehicle Maintenance. The position will be better utilized under Vehicle Maintenance in order to decrease the number of collision repairs that need to be outsourced for state agencies.
Core Reallocation	CRA.35B.019	14539	EE	0.00	0	0	0	0	Reallocation between BOBCs to better reflect planned office spending.
Core Reallocation	CRA.35B.020	14540	EE	0.00	0	0	0	0	Reallocation between BOBCs to better reflect planned office spending.
Net Department Request Adjustments				1.00	0	0	57,524	57,524	
Department Request Core									
			PS	104.00	1,219,336	0	3,956,553	5,175,889	
			EE	0.00	214,550	0	979,728	1,194,278	
			PD	0.00	0	0	0	0	
			TRF	0.00	0	0	0	0	
			Total	104.00	1,433,886	0	4,936,281	6,370,167	
Governor's Recommended Core									
			PS	104.00	1,219,336	0	3,956,553	5,175,889	
			EE	0.00	214,550	0	979,728	1,194,278	
			PD	0.00	0	0	0	0	
			TRF	0.00	0	0	0	0	
			Total	104.00	1,433,886	0	4,936,281	6,370,167	

CORE DECISION ITEM

**Office of Administration
General Services
CORE - Operating - General Services**

Budget Unit 350066B

Bill Section 05.100

Summary of the Core by Expenditure Types

Account	FY24 Budget		FY24 Actual		FY25 Budget		FY25 Actual as of 1/27/25		FY26 DTREQ		FY26 GVREC	FY26 GVREC
	Dollars	FTE	Dollars	FTE	Dollars	FTE	Dollars	FTE	Dollars	FTE	Dollars	FTE
Regular Wages	4,959,657	103.00	0	0.00	0	0.00	0	0.00	0	0.00	0	0.00
Leave Payouts	0	0.00	15,639	0.00	0	0.00	21,214	0.00	0	0.00	0	0.00
Benefit Eligible Wages	0	0.00	3,907,877	80.03	5,118,365	103.00	2,040,315	40.64	5,175,889	104.00	5,175,889	104.00
Planned Hourly Wages	0	0.00	96,049	2.27	0	0.00	34,142	0.74	0	0.00	0	0.00
Total PS	4,959,657	103.00	4,019,565	82.30	5,118,365	103.00	2,095,671	41.39	5,175,889	104.00	5,175,889	104.00
In State Travel	347	0.00	2,895	0.00	347	0.00	258	0.00	2,547	0.00	2,547	0.00
Out of State Travel	0	0.00	5,946	0.00	0	0.00	4,915	0.00	0	0.00	0	0.00
Supplies	156,066	0.00	99,949	0.00	156,066	0.00	38,709	0.00	158,066	0.00	158,066	0.00
Professional Development	19,084	0.00	19,179	0.00	19,084	0.00	5,989	0.00	29,334	0.00	29,334	0.00
Communications Services and Supplies	25,695	0.00	48,139	0.00	25,695	0.00	23,169	0.00	51,695	0.00	51,695	0.00
Professional Services	215,255	0.00	75,653	0.00	215,255	0.00	15,304	0.00	124,805	0.00	124,805	0.00
Housekeeping and Janitorial Services	310	0.00	0	0.00	310	0.00	150	0.00	310	0.00	310	0.00
Maintenance and Repair Services	155,366	0.00	147,228	0.00	155,366	0.00	73,266	0.00	175,366	0.00	175,366	0.00
Office Equipment Expenses	273,635	0.00	8,604	0.00	273,635	0.00	1,034	0.00	167,635	0.00	167,635	0.00
Other Equipment	306,915	0.00	158,757	0.00	306,915	0.00	303,248	0.00	362,915	0.00	362,915	0.00
Building Lease Payments Operating	0	0.00	1,604	0.00	0	0.00	0	0.00	0	0.00	0	0.00
Equipment Lease Payments	12,540	0.00	334	0.00	12,540	0.00	163	0.00	12,540	0.00	12,540	0.00
Miscellaneous Expenses	29,065	0.00	100,775	0.00	29,065	0.00	47,123	0.00	109,065	0.00	109,065	0.00
Rebillable Expenses	0	0.00	5,365	0.00	0	0.00	0	0.00	0	0.00	0	0.00
Total EE	1,194,278	0.00	674,428	0.00	1,194,278	0.00	513,328	0.00	1,194,278	0.00	1,194,278	0.00
Debt Service Expenses	0	0.00	47,862	0.00	0	0.00	21,846	0.00	0	0.00	0	0.00
Total PSD	0	0.00	47,862	0.00	0	0.00	21,846	0.00	0	0.00	0	0.00

CORE DECISION ITEM

Office of Administration
 General Services
 CORE - Operating - General Services

Budget Unit 350066B

Bill Section 05.100

Account	FY24 Budget		FY24 Actual		FY25 Budget		FY25 Actual as of 1/27/25		FY26 DTREQ		FY26 GVREC	FY26 GVREC
	Dollars	FTE	Dollars	FTE	Dollars	FTE	Dollars	FTE	Dollars	FTE	Dollars	FTE
Grand Total	6,153,935	103.00	4,741,855	82.30	6,312,643	103.00	2,630,845	41.39	6,370,167	104.00	6,370,167	104.00

CORE DECISION ITEM

Office of Administration
General Services
CORE - Surplus Property/Recycling - Operating

Budget Unit 350067B
Bill Section 05.105

1. CORE FINANCIAL SUMMARY

	FY 2026 Department Request			
	GR	Federal	Other	Total
PS	0	0	1,065,008	1,065,008
EE	0	0	641,595	641,595
PSD	0	0	4,500	4,500
TRF	0	0	0	0
Total	0	0	1,711,103	1,711,103

FTE	0.00	0.00	18.00	18.00
------------	-------------	-------------	--------------	--------------

Est. Fringe	0	0	0	0
--------------------	---	---	---	---

Note: Fringes budgeted in Appropriation Bill 5 except for certain fringes budgeted directly to MoDOT, Highway Patrol, and Conservation.

Other Funds: 1407:Federal Surplus Property Fund

	FY 2026 Governor's Recommended			
	GR	Federal	Other	Total
PS	0	0	1,065,008	1,065,008
EE	0	0	641,595	641,595
PSD	0	0	4,500	4,500
TRF	0	0	0	0
Total	0	0	1,711,103	1,711,103

FTE	0.00	0.00	18.00	18.00
------------	-------------	-------------	--------------	--------------

Est. Fringe	0	0	0	0
--------------------	---	---	---	---

Note: Fringes budgeted in Appropriation Bill 5 except for certain fringes budgeted directly to MoDOT, Highway Patrol, and Conservation.

Other Funds: 1407:Federal Surplus Property Fund

2. CORE DESCRIPTION

This core requirement is for funding to Surplus Property and the Missouri State Recycling Program. The State Agency for Surplus Property (SASP) is responsible for the administration of the Federal Surplus Property program. The SASP receives federal surplus property (at no cost to the State other than transportation costs). The SASP transfers the property to eligible entities (state agencies, cities, counties, schools, not for profit health and educational activities, providers of assistance to the homeless and needy, SBA 8(a) program participants, and service educational activities). All expenses incurred by SASP for operating the Federal Surplus Property program are recovered through service charges applied to property acquired by eligible entities. Certain administrative expenses for the operation of the state side surplus property and recycling programs are paid through this appropriation and either reimbursed through the related transfer appropriation or debited to the income from the recycling program. The Missouri State Recycling Program is a self-sustaining program that administers recycling service contracts, coordinates waste reduction strategies to reduce costs associated with waste disposal, and promotes recycling, reuse and sustainable materials management concepts throughout state agencies.

3. PROGRAM LISTING (list programs included in this core funding)

Surplus Property, State Recycling Program

CORE DECISION ITEM

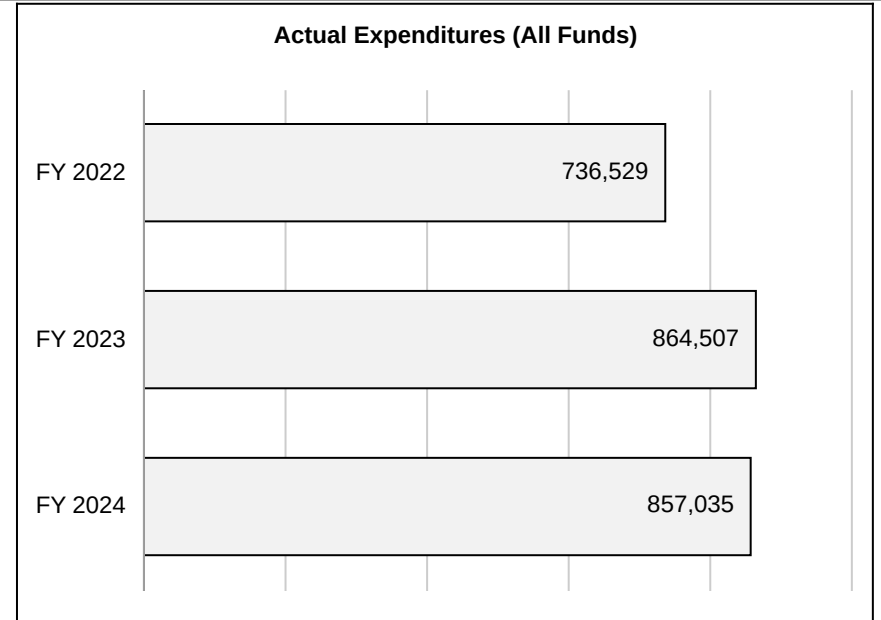
**Office of Administration
General Services
CORE - Surplus Property/Recycling - Operating**

Budget Unit 350067B

Bill Section 05.105

4. FINANCIAL HISTORY

	FY 2022	FY 2023	FY 2024	FY 2025
	Actual	Actual	Actual	Current Yr. as of 1/27/25
Appropriations (All Funds)	1,548,677	1,646,761	1,733,819	1,768,627
Less Reverted (All Funds)	0	0	0	0
Less Restricted (All Funds)*	0	0	0	0
Less Transfers Out	0	0	0	0
Plus Transfers In	0	0	0	0
Budget Authority (All Funds)	1,548,677	1,646,761	1,733,819	1,768,627
Actual Expenditures (all Fund)	736,529	864,507	857,035	N/A
Unexpended (All Funds)	812,148	782,254	876,785	N/A
Unexpended by Fund:				
General Revenue	0	0	0	N/A
Federal	0	0	0	N/A
Other	812,148	782,254	876,785	N/A



*Restricted amount is as of

Reverted includes the statutory three-percent reserve amount (when applicable).

Restricted includes any Governor's Expenditure Restrictions which remained at the end of the fiscal year (when applicable).

CORE DECISION ITEM

Office of Administration
 General Services
 CORE - Surplus Property/Recycling - Operating

Budget Unit 350067B

Bill Section 05.105

5. CORE RECONCILIATION DETAIL

	Budget Class	FTE	GR	FED	OTHER	TOTAL	Explanation
TAFP After VETOES							
	PS	19.00	0	0	1,122,532	1,122,532	
	EE	0.00	0	0	641,595	641,595	
	PD	0.00	0	0	4,500	4,500	
	TRF	0.00	0	0	0	0	
	Total	19.00	0	0	1,768,627	1,768,627	
One-Times							
	PS	0.00	0	0	0	0	
	EE	0.00	0	0	0	0	
	PD	0.00	0	0	0	0	
	TRF	0.00	0	0	0	0	
	Total	0.00	0	0	0	0	
FY 26 Beginning Core							
	PS	19.00	0	0	1,122,532	1,122,532	
	EE	0.00	0	0	641,595	641,595	
	PD	0.00	0	0	4,500	4,500	
	TRF	0.00	0	0	0	0	
	Total	19.00	0	0	1,768,627	1,768,627	
Department Request Adjustments							

CORE DECISION ITEM

**Office of Administration
General Services
CORE - Surplus Property/Recycling - Operating**

Budget Unit 350067B

Bill Section 05.105

			Budget Class	FTE	GR	FED	OTHER	TOTAL	Explanation
Core Reallocation	CRA.35B.018	11177	PS	(1.00)	0	0	(57,524)	(57,524)	Reallocation of an automotive mechanic position from Surplus Property to OA Vehicle Maintenance. The position will be better utilized under Vehicle Maintenance in order to decrease the number of collision repairs that need to be outsourced for state agencies.
Net Department Request Adjustments				(1.00)	0	0	(57,524)	(57,524)	
Department Request Core									
			PS	18.00	0	0	1,065,008	1,065,008	
			EE	0.00	0	0	641,595	641,595	
			PD	0.00	0	0	4,500	4,500	
			TRF	0.00	0	0	0	0	
			Total	18.00	0	0	1,711,103	1,711,103	
Governor's Recommended Core									
			PS	18.00	0	0	1,065,008	1,065,008	
			EE	0.00	0	0	641,595	641,595	
			PD	0.00	0	0	4,500	4,500	
			TRF	0.00	0	0	0	0	
			Total	18.00	0	0	1,711,103	1,711,103	

CORE DECISION ITEM

**Office of Administration
General Services
CORE - Surplus Property/Recycling - Operating**

Budget Unit 350067B

Bill Section 05.105

Summary of the Core by Expenditure Types

Account	FY24 Budget		FY24 Actual		FY25 Budget		FY25 Actual as of 1/27/25		FY26 DTREQ		FY26 GVREC	FY26 GVREC
	Dollars	FTE	Dollars	FTE	Dollars	FTE	Dollars	FTE	Dollars	FTE	Dollars	FTE
Regular Wages	1,087,724	19.00	0	0.00	0	0.00	0	0.00	0	0.00	0	0.00
Leave Payouts	0	0.00	1,413	0.00	0	0.00	3,835	0.00	0	0.00	0	0.00
Benefit Eligible Wages	0	0.00	559,154	11.62	1,122,532	19.00	280,546	5.62	1,065,008	18.00	1,065,008	18.00
Planned Hourly Wages	0	0.00	40,872	0.91	0	0.00	19,749	0.40	0	0.00	0	0.00
Total PS	1,087,724	19.00	601,438	12.53	1,122,532	19.00	304,130	6.02	1,065,008	18.00	1,065,008	18.00
In State Travel	4,662	0.00	1,141	0.00	4,662	0.00	336	0.00	4,662	0.00	4,662	0.00
Out of State Travel	14,948	0.00	1,872	0.00	14,948	0.00	1,018	0.00	14,948	0.00	14,948	0.00
Fuel and Utilities	43,850	0.00	11,544	0.00	43,850	0.00	4,614	0.00	43,850	0.00	43,850	0.00
Supplies	91,233	0.00	25,500	0.00	91,233	0.00	6,833	0.00	91,233	0.00	91,233	0.00
Professional Development	12,200	0.00	3,379	0.00	12,200	0.00	2,000	0.00	12,200	0.00	12,200	0.00
Communications Services and Supplies	15,108	0.00	13,071	0.00	15,108	0.00	5,956	0.00	15,108	0.00	15,108	0.00
Professional Services	198,594	0.00	148,601	0.00	198,594	0.00	59,642	0.00	198,594	0.00	198,594	0.00
Housekeeping and Janitorial Services	10,000	0.00	7,703	0.00	10,000	0.00	10,545	0.00	10,000	0.00	10,000	0.00
Maintenance and Repair Services	26,500	0.00	28,821	0.00	26,500	0.00	4,827	0.00	26,500	0.00	26,500	0.00
Motorized Equipment	80,000	0.00	0	0.00	80,000	0.00	0	0.00	80,000	0.00	80,000	0.00
Office Equipment Expenses	5,000	0.00	0	0.00	5,000	0.00	0	0.00	5,000	0.00	5,000	0.00
Other Equipment	58,000	0.00	321	0.00	58,000	0.00	0	0.00	58,000	0.00	58,000	0.00
Property and Improvements Expenses	25,000	0.00	0	0.00	25,000	0.00	0	0.00	25,000	0.00	25,000	0.00
Building Lease Payments Operating	2,000	0.00	0	0.00	2,000	0.00	0	0.00	2,000	0.00	2,000	0.00
Equipment Lease Payments	2,000	0.00	0	0.00	2,000	0.00	0	0.00	2,000	0.00	2,000	0.00
Miscellaneous Expenses	10,500	0.00	10,002	0.00	10,500	0.00	0	0.00	10,500	0.00	10,500	0.00
Rebillable Expenses	42,000	0.00	0	0.00	42,000	0.00	0	0.00	42,000	0.00	42,000	0.00

CORE DECISION ITEM

Office of Administration
 General Services
 CORE - Surplus Property/Recycling - Operating

Budget Unit 350067B
 Bill Section 05.105

Account	FY24 Budget		FY24 Actual		FY25 Budget		FY25 Actual as of 1/27/25		FY26 DTREQ		FY26 GVREC	FY26 GVREC
	Dollars	FTE	Dollars	FTE	Dollars	FTE	Dollars	FTE	Dollars	FTE	Dollars	FTE
Total EE	641,595	0.00	251,956	0.00	641,595	0.00	95,770	0.00	641,595	0.00	641,595	0.00
Refunds Expense	4,500	0.00	3,641	0.00	4,500	0.00	0	0.00	4,500	0.00	4,500	0.00
Total PSD	4,500	0.00	3,641	0.00	4,500	0.00	0	0.00	4,500	0.00	4,500	0.00
Grand Total	1,733,819	19.00	857,035	12.53	1,768,627	19.00	399,900	6.02	1,711,103	18.00	1,711,103	18.00

CORE DECISION ITEM

Office of Administration
 General Services
 CORE - Fixed Price Vehicle and Equipment Program

Budget Unit 350069B
 Bill Section 05.110

1. CORE FINANCIAL SUMMARY

	FY 2026 Department Request			
	GR	Federal	Other	Total
PS	0	0	0	0
EE	0	0	1,495,994	1,495,994
PSD	0	0	0	0
TRF	0	0	0	0
Total	0	0	1,495,994	1,495,994

FTE **0.00** **0.00** **0.00** **0.00**

Est. Fringe	0	0	0	0
--------------------	---	---	---	---

Note: Fringes budgeted in Appropriation Bill 5 except for certain fringes budgeted directly to MoDOT, Highway Patrol, and Conservation.

Other Funds: 1407:Federal Surplus Property Fund

	FY 2026 Governor's Recommended			
	GR	Federal	Other	Total
PS	0	0	0	0
EE	0	0	1,495,994	1,495,994
PSD	0	0	0	0
TRF	0	0	0	0
Total	0	0	1,495,994	1,495,994

FTE **0.00** **0.00** **0.00** **0.00**

Est. Fringe	0	0	0	0
--------------------	---	---	---	---

Note: Fringes budgeted in Appropriation Bill 5 except for certain fringes budgeted directly to MoDOT, Highway Patrol, and Conservation.

Other Funds: 1407:Federal Surplus Property Fund

2. CORE DESCRIPTION

This core request is for funding to acquire low mileage vehicles and construction equipment from the Federal Government to be resold to state agencies and eligible entities. This program enables eligible entities to buy used vehicles at favorable rates instead of new vehicles.

3. PROGRAM LISTING (list programs included in this core funding)

Fixed Price Vehicle and Equipment

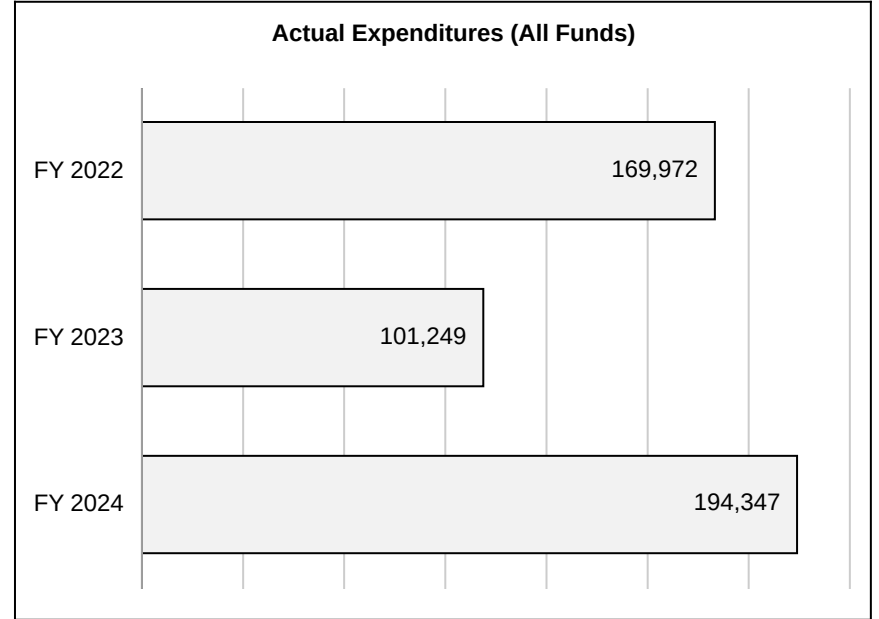
CORE DECISION ITEM

**Office of Administration
General Services
CORE - Fixed Price Vehicle and Equipment Program**

**Budget Unit 350069B
Bill Section 05.110**

4. FINANCIAL HISTORY

	FY 2022	FY 2023	FY 2024	FY 2025
	Actual	Actual	Actual	Current Yr. as of 1/27/25
Appropriations (All Funds)	1,495,994	1,495,994	1,495,994	1,495,994
Less Reverted (All Funds)	0	0	0	0
Less Restricted (All Funds)*	0	0	0	0
Less Transfers Out	0	0	0	0
Plus Transfers In	0	0	0	0
Budget Authority (All Funds)	1,495,994	1,495,994	1,495,994	1,495,994
Actual Expenditures (all Fund)	169,972	101,249	194,347	N/A
Unexpended (All Funds)	1,326,022	1,394,745	1,301,647	N/A
Unexpended by Fund:				
General Revenue	0	0	0	N/A
Federal	0	0	0	N/A
Other	1,326,022	1,394,745	1,301,647	N/A



*Restricted amount is as of

Reverted includes the statutory three-percent reserve amount (when applicable).

Restricted includes any Governor's Expenditure Restrictions which remained at the end of the fiscal year (when applicable).

CORE DECISION ITEM

Office of Administration
 General Services
 CORE - Fixed Price Vehicle and Equipment Program

Budget Unit 350069B
 Bill Section 05.110

5. CORE RECONCILIATION DETAIL

	Budget Class	FTE	GR	FED	OTHER	TOTAL	Explanation
TAFP After VETOES							
	PS	0.00	0	0	0	0	
	EE	0.00	0	0	1,495,994	1,495,994	
	PD	0.00	0	0	0	0	
	TRF	0.00	0	0	0	0	
	Total	0.00	0	0	1,495,994	1,495,994	
One-Times							
	PS	0.00	0	0	0	0	
	EE	0.00	0	0	0	0	
	PD	0.00	0	0	0	0	
	TRF	0.00	0	0	0	0	
	Total	0.00	0	0	0	0	
FY 26 Beginning Core							
	PS	0.00	0	0	0	0	
	EE	0.00	0	0	1,495,994	1,495,994	
	PD	0.00	0	0	0	0	
	TRF	0.00	0	0	0	0	
	Total	0.00	0	0	1,495,994	1,495,994	
Department Request Adjustments							

CORE DECISION ITEM

Office of Administration
 General Services
 CORE - Fixed Price Vehicle and Equipment Program

Budget Unit 350069B

Bill Section 05.110

			Budget Class	FTE	GR	FED	OTHER	TOTAL	Explanation
Core Reallocation	CRA.35B.021	11188	EE	0.00	0	0	0	0	Reallocation between BOBCs to better reflect planned spending.
Net Department Request Adjustments				0.00	0	0	0	0	
Department Request Core									
			PS	0.00	0	0	0	0	
			EE	0.00	0	0	1,495,994	1,495,994	
			PD	0.00	0	0	0	0	
			TRF	0.00	0	0	0	0	
			Total	0.00	0	0	1,495,994	1,495,994	
Governor's Recommended Core									
			PS	0.00	0	0	0	0	
			EE	0.00	0	0	1,495,994	1,495,994	
			PD	0.00	0	0	0	0	
			TRF	0.00	0	0	0	0	
			Total	0.00	0	0	1,495,994	1,495,994	

CORE DECISION ITEM

**Office of Administration
General Services
CORE - Fixed Price Vehicle and Equipment Program**

Budget Unit 350069B

Bill Section 05.110

Summary of the Core by Expenditure Types

Account	FY24 Budget		FY24 Actual		FY25 Budget		FY25 Actual as of 1/27/25		FY26 DTREQ		FY26 GVREC	FY26 GVREC
	Dollars	FTE	Dollars	FTE	Dollars	FTE	Dollars	FTE	Dollars	FTE	Dollars	FTE
In State Travel	190	0.00	0	0.00	190	0.00	0	0.00	190	0.00	190	0.00
Out of State Travel	744	0.00	0	0.00	744	0.00	0	0.00	744	0.00	744	0.00
Supplies	475	0.00	2,998	0.00	475	0.00	1,100	0.00	3,000	0.00	3,000	0.00
Professional Services	45,000	0.00	728	0.00	45,000	0.00	0	0.00	45,000	0.00	45,000	0.00
Maintenance and Repair Services	20,000	0.00	3,411	0.00	20,000	0.00	855	0.00	20,000	0.00	20,000	0.00
Other Equipment	100	0.00	0	0.00	100	0.00	0	0.00	100	0.00	100	0.00
Miscellaneous Expenses	100	0.00	0	0.00	100	0.00	0	0.00	100	0.00	100	0.00
Rebillable Expenses	1,429,385	0.00	187,210	0.00	1,429,385	0.00	19,000	0.00	1,426,860	0.00	1,426,860	0.00
Total EE	1,495,994	0.00	194,347	0.00	1,495,994	0.00	20,955	0.00	1,495,994	0.00	1,495,994	0.00
Grand Total	1,495,994	0.00	194,347	0.00	1,495,994	0.00	20,955	0.00	1,495,994	0.00	1,495,994	0.00

CORE DECISION ITEM

Office of Administration
 General Services
 CORE - Surplus Property Recycling Transfer

Budget Unit 350070B
 Bill Section 05.115

1. CORE FINANCIAL SUMMARY

	FY 2026 Department Request			
	GR	Federal	Other	Total
PS	0	0	0	0
EE	0	0	0	0
PSD	0	0	0	0
TRF	0	0	30,000	30,000
Total	0	0	30,000	30,000

FTE **0.00** **0.00** **0.00** **0.00**

Est. Fringe	0	0	0	0
--------------------	---	---	---	---

Note: Fringes budgeted in Appropriation Bill 5 except for certain fringes budgeted directly to MoDOT, Highway Patrol, and Conservation.

Other Funds: 1407:Federal Surplus Property Fund

	FY 2026 Governor's Recommended			
	GR	Federal	Other	Total
PS	0	0	0	0
EE	0	0	0	0
PSD	0	0	0	0
TRF	0	0	30,000	30,000
Total	0	0	30,000	30,000

FTE **0.00** **0.00** **0.00** **0.00**

Est. Fringe	0	0	0	0
--------------------	---	---	---	---

Note: Fringes budgeted in Appropriation Bill 5 except for certain fringes budgeted directly to MoDOT, Highway Patrol, and Conservation.

Other Funds: 1407:Federal Surplus Property Fund

2. CORE DESCRIPTION

Pursuant to Section 34.032, RSMo, this appropriation facilitates the transfer of excess funds from the Recycling Program to the Department of Social Services (DSS) to be used by DSS for the heating assistance program pursuant to section 660.100 to 660.135, RSMo.

3. PROGRAM LISTING (list programs included in this core funding)

Surplus Property/Recycling

CORE DECISION ITEM


**Office of Administration
General Services
CORE - Surplus Property Recycling Transfer**

Budget Unit 350070B

Bill Section 05.115

4. FINANCIAL HISTORY

	FY 2022	FY 2023	FY 2024	FY 2025
	Actual	Actual	Actual	Current Yr. as of 1/27/25
Appropriations (All Funds)	30,000	30,000	30,000	30,000
Less Reverted (All Funds)	0	0	0	0
Less Restricted (All Funds)*	0	0	0	0
Less Transfers Out	0	0	0	0
Plus Transfers In	0	0	0	0
Budget Authority (All Funds)	30,000	30,000	30,000	30,000
Actual Expenditures (all Fund)	30,000	30,000	30,000	N/A
Unexpended (All Funds)	0	0	0	N/A
Unexpended by Fund:				
General Revenue	0	0	0	N/A
Federal	0	0	0	N/A
Other	0	0	0	N/A



*Restricted amount is as of

Reverted includes the statutory three-percent reserve amount (when applicable).

Restricted includes any Governor's Expenditure Restrictions which remained at the end of the fiscal year (when applicable).

CORE DECISION ITEM

Office of Administration
 General Services
 CORE - Surplus Property Recycling Transfer

Budget Unit 350070B

Bill Section 05.115

5. CORE RECONCILIATION DETAIL

	Budget Class	FTE	GR	FED	OTHER	TOTAL	Explanation
TAFP After VETOES							
	PS	0.00	0	0	0	0	
	EE	0.00	0	0	0	0	
	PD	0.00	0	0	0	0	
	TRF	0.00	0	0	30,000	30,000	
	Total	0.00	0	0	30,000	30,000	
One-Times							
	PS	0.00	0	0	0	0	
	EE	0.00	0	0	0	0	
	PD	0.00	0	0	0	0	
	TRF	0.00	0	0	0	0	
	Total	0.00	0	0	0	0	
FY 26 Beginning Core							
	PS	0.00	0	0	0	0	
	EE	0.00	0	0	0	0	
	PD	0.00	0	0	0	0	
	TRF	0.00	0	0	30,000	30,000	
	Total	0.00	0	0	30,000	30,000	
Department Request Adjustments							

CORE DECISION ITEM

Office of Administration
 General Services
 CORE - Surplus Property Recycling Transfer

Budget Unit 350070B
 Bill Section 05.115

	Budget Class	FTE	GR	FED	OTHER	TOTAL	Explanation
Net Department Request Adjustments		0.00	0	0	0	0	
Department Request Core							
	PS	0.00	0	0	0	0	
	EE	0.00	0	0	0	0	
	PD	0.00	0	0	0	0	
	TRF	0.00	0	0	30,000	30,000	
	Total	0.00	0	0	30,000	30,000	
Governor's Recommended Core							
	PS	0.00	0	0	0	0	
	EE	0.00	0	0	0	0	
	PD	0.00	0	0	0	0	
	TRF	0.00	0	0	30,000	30,000	
	Total	0.00	0	0	30,000	30,000	

CORE DECISION ITEM

Office of Administration
 General Services
 CORE - Surplus Property Recycling Transfer

Budget Unit 350070B
 Bill Section 05.115

Summary of the Core by Expenditure Types

Account	FY24 Budget		FY24 Actual		FY25 Budget		FY25 Actual as of 1/27/25		FY26 DTREQ		FY26 GVREC	FY26 GVREC
	Dollars	FTE	Dollars	FTE	Dollars	FTE	Dollars	FTE	Dollars	FTE	Dollars	FTE
Appropriated Transfers Out St	30,000	0.00	30,000	0.00	30,000	0.00	0	0.00	30,000	0.00	30,000	0.00
Total TRF	30,000	0.00	30,000	0.00	30,000	0.00	0	0.00	30,000	0.00	30,000	0.00
Grand Total	30,000	0.00	30,000	0.00	30,000	0.00	0	0.00	30,000	0.00	30,000	0.00

CORE DECISION ITEM

Office of Administration
 General Services
 CORE - Surplus Property Proceeds

Budget Unit 350071B
 Bill Section 05.120

1. CORE FINANCIAL SUMMARY

	FY 2026 Department Request			
	GR	Federal	Other	Total
PS	0	0	0	0
EE	0	0	41,794	41,794
PSD	0	0	258,100	258,100
TRF	0	0	0	0
Total	0	0	299,894	299,894

FTE **0.00** **0.00** **0.00** **0.00**

Est. Fringe	0	0	0	0
--------------------	---	---	---	---

Note: Fringes budgeted in Appropriation Bill 5 except for certain fringes budgeted directly to MoDOT, Highway Patrol, and Conservation.

Other Funds: 1710:Missouri State Surplus Property Clearing Fund

	FY 2026 Governor's Recommended			
	GR	Federal	Other	Total
PS	0	0	0	0
EE	0	0	41,794	41,794
PSD	0	0	258,100	258,100
TRF	0	0	0	0
Total	0	0	299,894	299,894

FTE **0.00** **0.00** **0.00** **0.00**

Est. Fringe	0	0	0	0
--------------------	---	---	---	---

Note: Fringes budgeted in Appropriation Bill 5 except for certain fringes budgeted directly to MoDOT, Highway Patrol, and Conservation.

Other Funds: 1710:Missouri State Surplus Property Clearing Fund

2. CORE DESCRIPTION

To pay the costs of conducting state surplus property sales. Expenses for state surplus property operations include auction fees, advertising, and travel expenses. In addition, reimbursement is made for use of office space and equipment. State surplus property proceeds are then transferred to the state fund or quasi - governmental entity from which the property was originally purchased.

3. PROGRAM LISTING (list programs included in this core funding)

State Surplus Property

CORE DECISION ITEM

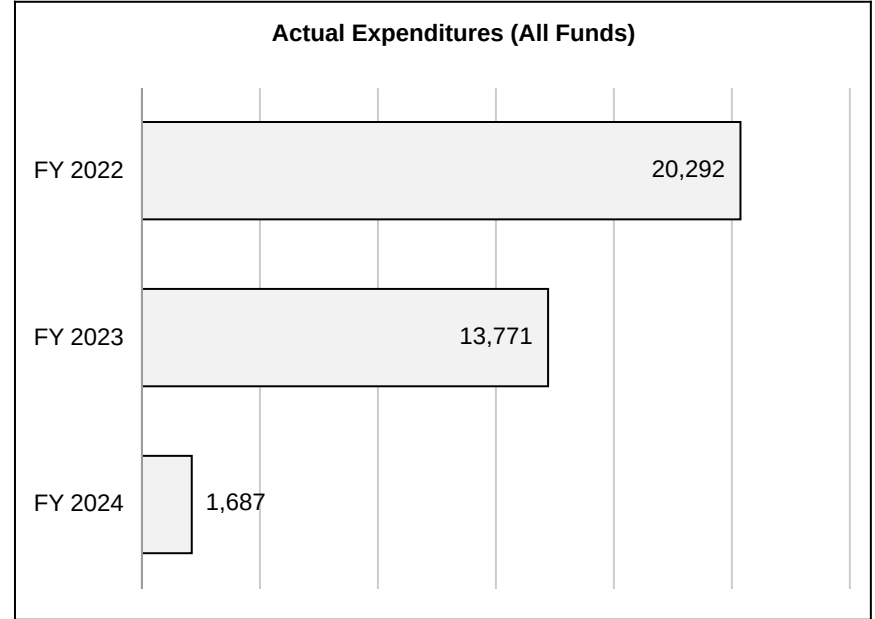
**Office of Administration
General Services
CORE - Surplus Property Proceeds**

Budget Unit 350071B

Bill Section 05.120

4. FINANCIAL HISTORY

	FY 2022	FY 2023	FY 2024	FY 2025
	Actual	Actual	Actual	Current Yr. as of 1/27/25
Appropriations (All Funds)	299,894	299,894	299,894	299,894
Less Reverted (All Funds)	0	0	0	0
Less Restricted (All Funds)*	0	0	0	0
Less Transfers Out	0	0	0	0
Plus Transfers In	0	0	0	0
Budget Authority (All Funds)	299,894	299,894	299,894	299,894
Actual Expenditures (all Fund)	20,292	13,771	1,687	N/A
Unexpended (All Funds)	279,602	286,123	298,207	N/A
Unexpended by Fund:				
General Revenue	0	0	0	N/A
Federal	0	0	0	N/A
Other	279,602	286,123	298,207	N/A



*Restricted amount is as of

Reverted includes the statutory three-percent reserve amount (when applicable).

Restricted includes any Governor's Expenditure Restrictions which remained at the end of the fiscal year (when applicable).

CORE DECISION ITEM

Office of Administration
 General Services
 CORE - Surplus Property Proceeds

Budget Unit 350071B

Bill Section 05.120

5. CORE RECONCILIATION DETAIL

	Budget Class	FTE	GR	FED	OTHER	TOTAL	Explanation
TAFP After VETOES							
	PS	0.00	0	0	0	0	
	EE	0.00	0	0	41,794	41,794	
	PD	0.00	0	0	258,100	258,100	
	TRF	0.00	0	0	0	0	
	Total	0.00	0	0	299,894	299,894	
One-Times							
	PS	0.00	0	0	0	0	
	EE	0.00	0	0	0	0	
	PD	0.00	0	0	0	0	
	TRF	0.00	0	0	0	0	
	Total	0.00	0	0	0	0	
FY 26 Beginning Core							
	PS	0.00	0	0	0	0	
	EE	0.00	0	0	41,794	41,794	
	PD	0.00	0	0	258,100	258,100	
	TRF	0.00	0	0	0	0	
	Total	0.00	0	0	299,894	299,894	
Department Request Adjustments							

CORE DECISION ITEM

Office of Administration
 General Services
 CORE - Surplus Property Proceeds

Budget Unit 350071B
 Bill Section 05.120

	Budget Class	FTE	GR	FED	OTHER	TOTAL	Explanation
Net Department Request Adjustments		0.00	0	0	0	0	
Department Request Core							
	PS	0.00	0	0	0	0	
	EE	0.00	0	0	41,794	41,794	
	PD	0.00	0	0	258,100	258,100	
	TRF	0.00	0	0	0	0	
	Total	0.00	0	0	299,894	299,894	
Governor's Recommended Core							
	PS	0.00	0	0	0	0	
	EE	0.00	0	0	41,794	41,794	
	PD	0.00	0	0	258,100	258,100	
	TRF	0.00	0	0	0	0	
	Total	0.00	0	0	299,894	299,894	

CORE DECISION ITEM

Office of Administration
 General Services
 CORE - Surplus Property Proceeds

Budget Unit 350071B
 Bill Section 05.120

Summary of the Core by Expenditure Types

Account	FY24 Budget		FY24 Actual		FY25 Budget		FY25 Actual as of 1/27/25		FY26 DTREQ		FY26 GVREC	FY26 GVREC
	Dollars	FTE	Dollars	FTE	Dollars	FTE	Dollars	FTE	Dollars	FTE	Dollars	FTE
In State Travel	369	0.00	0	0.00	369	0.00	0	0.00	369	0.00	369	0.00
Supplies	1,425	0.00	360	0.00	1,425	0.00	131	0.00	1,425	0.00	1,425	0.00
Professional Services	5,000	0.00	11	0.00	5,000	0.00	127	0.00	5,000	0.00	5,000	0.00
Maintenance and Repair Services	100	0.00	116	0.00	100	0.00	0	0.00	100	0.00	100	0.00
Equipment Lease Payments	800	0.00	0	0.00	800	0.00	0	0.00	800	0.00	800	0.00
Miscellaneous Expenses	34,000	0.00	1,200	0.00	34,000	0.00	0	0.00	34,000	0.00	34,000	0.00
Rebillable Expenses	100	0.00	0	0.00	100	0.00	0	0.00	100	0.00	100	0.00
Total EE	41,794	0.00	1,687	0.00	41,794	0.00	258	0.00	41,794	0.00	41,794	0.00
Refunds Expense	100	0.00	0	0.00	100	0.00	0	0.00	100	0.00	100	0.00
Program Disbursements	258,000	0.00	0	0.00	258,000	0.00	0	0.00	258,000	0.00	258,000	0.00
Total PSD	258,100	0.00	0	0.00	258,100	0.00	0	0.00	258,100	0.00	258,100	0.00
Grand Total	299,894	0.00	1,687	0.00	299,894	0.00	258	0.00	299,894	0.00	299,894	0.00

CORE DECISION ITEM

Office of Administration
 General Services
 CORE - Surplus Property Transfer

Budget Unit 350072B
 Bill Section 05.125

1. CORE FINANCIAL SUMMARY

	FY 2026 Department Request			
	GR	Federal	Other	Total
PS	0	0	0	0
EE	0	0	0	0
PSD	0	0	0	0
TRF	0	0	3,000,000	3,000,000
Total	0	0	3,000,000	3,000,000

FTE **0.00** **0.00** **0.00** **0.00**

Est. Fringe	0	0	0	0
--------------------	---	---	---	---

Note: Fringes budgeted in Appropriation Bill 5 except for certain fringes budgeted directly to MoDOT, Highway Patrol, and Conservation.

Other Funds: 1710:Missouri State Surplus Property Clearing Fund

	FY 2026 Governor's Recommended			
	GR	Federal	Other	Total
PS	0	0	0	0
EE	0	0	0	0
PSD	0	0	0	0
TRF	0	0	3,000,000	3,000,000
Total	0	0	3,000,000	3,000,000

FTE **0.00** **0.00** **0.00** **0.00**

Est. Fringe	0	0	0	0
--------------------	---	---	---	---

Note: Fringes budgeted in Appropriation Bill 5 except for certain fringes budgeted directly to MoDOT, Highway Patrol, and Conservation.

Other Funds: 1710:Missouri State Surplus Property Clearing Fund

2. CORE DESCRIPTION

To pay the costs of conducting state surplus property sales. Expenses for state surplus property operations include auction fees, advertising, and travel expenses. In addition, reimbursement is made for use of office space and equipment. This authority allows the surplus property proceeds to be transferred to the state fund or quasi - governmental entity from which the property was originally purchased.

3. PROGRAM LISTING (list programs included in this core funding)

State Surplus Property

CORE DECISION ITEM

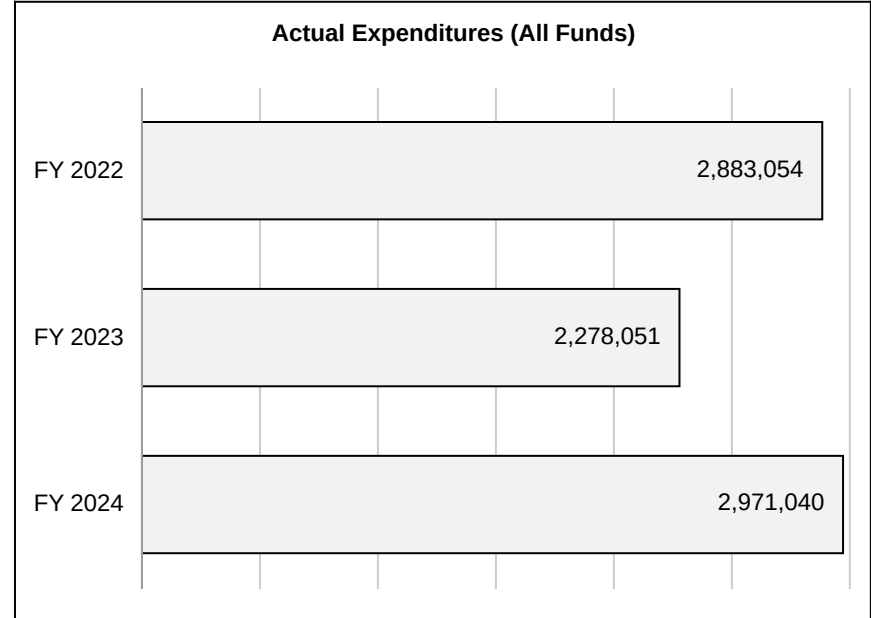
**Office of Administration
General Services
CORE - Surplus Property Transfer**

Budget Unit 350072B

Bill Section 05.125

4. FINANCIAL HISTORY

	FY 2022	FY 2023	FY 2024	FY 2025
	Actual	Actual	Actual	Current Yr. as of 1/27/25
Appropriations (All Funds)	3,000,000	3,000,000	3,000,000	3,000,000
Less Reverted (All Funds)	0	0	0	0
Less Restricted (All Funds)*	0	0	0	0
Less Transfers Out	0	0	0	0
Plus Transfers In	0	0	0	0
Budget Authority (All Funds)	3,000,000	3,000,000	3,000,000	3,000,000
Actual Expenditures (all Fund)	2,883,054	2,278,051	2,971,040	N/A
Unexpended (All Funds)	116,946	721,949	28,960	N/A
Unexpended by Fund:				
General Revenue	0	0	0	N/A
Federal	0	0	0	N/A
Other	116,946	721,949	28,960	N/A



*Restricted amount is as of

Reverted includes the statutory three-percent reserve amount (when applicable).

Restricted includes any Governor's Expenditure Restrictions which remained at the end of the fiscal year (when applicable).

CORE DECISION ITEM

Office of Administration
 General Services
 CORE - Surplus Property Transfer

Budget Unit 350072B

Bill Section 05.125

5. CORE RECONCILIATION DETAIL

	Budget Class	FTE	GR	FED	OTHER	TOTAL	Explanation
TAFP After VETOES							
	PS	0.00	0	0	0	0	
	EE	0.00	0	0	0	0	
	PD	0.00	0	0	0	0	
	TRF	0.00	0	0	3,000,000	3,000,000	
	Total	0.00	0	0	3,000,000	3,000,000	
One-Times							
	PS	0.00	0	0	0	0	
	EE	0.00	0	0	0	0	
	PD	0.00	0	0	0	0	
	TRF	0.00	0	0	0	0	
	Total	0.00	0	0	0	0	
FY 26 Beginning Core							
	PS	0.00	0	0	0	0	
	EE	0.00	0	0	0	0	
	PD	0.00	0	0	0	0	
	TRF	0.00	0	0	3,000,000	3,000,000	
	Total	0.00	0	0	3,000,000	3,000,000	
Department Request Adjustments							

CORE DECISION ITEM

Office of Administration
 General Services
 CORE - Surplus Property Transfer

Budget Unit 350072B

Bill Section 05.125

	Budget Class	FTE	GR	FED	OTHER	TOTAL	Explanation
Net Department Request Adjustments		0.00	0	0	0	0	
Department Request Core							
	PS	0.00	0	0	0	0	
	EE	0.00	0	0	0	0	
	PD	0.00	0	0	0	0	
	TRF	0.00	0	0	3,000,000	3,000,000	
	Total	0.00	0	0	3,000,000	3,000,000	
Governor's Recommended Core							
	PS	0.00	0	0	0	0	
	EE	0.00	0	0	0	0	
	PD	0.00	0	0	0	0	
	TRF	0.00	0	0	3,000,000	3,000,000	
	Total	0.00	0	0	3,000,000	3,000,000	

CORE DECISION ITEM

Office of Administration
 General Services
 CORE - Surplus Property Transfer

Budget Unit 350072B
 Bill Section 05.125

Summary of the Core by Expenditure Types

Account	FY24 Budget		FY24 Actual		FY25 Budget		FY25 Actual as of 1/27/25		FY26 DTREQ		FY26 GVREC	FY26 GVREC
	Dollars	FTE	Dollars	FTE	Dollars	FTE	Dollars	FTE	Dollars	FTE	Dollars	FTE
Appropriated Transfers Out St	3,000,000	0.00	2,971,040	0.00	3,000,000	0.00	2,630,678	0.00	3,000,000	0.00	3,000,000	0.00
Total TRF	3,000,000	0.00	2,971,040	0.00	3,000,000	0.00	2,630,678	0.00	3,000,000	0.00	3,000,000	0.00
Grand Total	3,000,000	0.00	2,971,040	0.00	3,000,000	0.00	2,630,678	0.00	3,000,000	0.00	3,000,000	0.00

NEW DECISION ITEM

RANK: OF

Office of Administration
 General Services
 Surplus Property Sales TRF
 DI# NOP.35B.004

Budget Unit 3500072B

Bill Section 5.125

1. AMOUNT OF REQUEST

	FY 2026 Department Request			
	GR	Federal	Other	Total
PS	0	0	0	0
EE	0	0	0	0
PSD	0	0	0	0
TRF	0	0	1,000,000	1,000,000
Total	0	0	1,000,000	1,000,000

FTE align="right">0.00 align="right">0.00 align="right">0.00 align="right">0.00

Est. Fringe	0	0	0	0
--------------------	---	---	---	---

Note: Fringes budgeted in Appropriation Bill 5 except for certain fringes budgeted directly to MoDOT, Highway Patrol, and Conservation.

	FY 2026 Governor's Recommended			
	GR	Federal	Other	Total
PS	0	0	0	0
EE	0	0	0	0
PSD	0	0	0	0
TRF	0	0	1,000,000	1,000,000
Total	0	0	1,000,000	1,000,000

FTE align="right">0.00 align="right">0.00 align="right">0.00 align="right">0.00

Est. Fringe	0	0	0	0
--------------------	---	---	---	---

Note: Fringes budgeted in Appropriation Bill 5 except for certain fringes budgeted directly to MoDOT, Highway Patrol, and Conservation.

Other Funds: 1710:Missouri State Surplus Property Clearing Fund
 Non-Counts: 1710:Missouri State Surplus Property Clearing Fun \$1,000,000

Other Funds: 1710:Missouri State Surplus Property Clearing Fund
 Non-Counts: 1710:Missouri State Surplus Property Clearing Fun \$1,000,000

2. THIS REQUEST CAN BE CATEGORIZED AS:

Cost to Continue

3. WHY IS THIS FUNDING NEEDED? PROVIDE AN EXPLANATION FOR ITEMS CHECKED IN #2. INCLUDE THE FEDERAL OR STATE STATUTORY OR CONSTITUTIONAL AUTHORIZATION FOR THIS PROGRAM.

State Surplus Property helps state agencies dispose of excess state property through the use of various disposal methods such as: online public auctions, redistribution to other state agencies or recycling. Per statute, the moneys received by the state from the sale of surplus property shall be deposited to the Missouri State Surplus Property Clearing Fund. Then, the Missouri State Agency for Surplus Property Program (MOSASP) distributes all funds received in excess of the costs of the sale to the fund which purchased the item sold. Distribution of funds received is restricted to \$3,000,000 in a fiscal year up to the budget authority for the Surplus Property Sale Transfer – 0710 in some fiscal years delaying the process for MOSASP to transfer and for agencies to receive the proceeds from the sale.

NEW DECISION ITEM

RANK: OF

**Office of Administration
General Services
Surplus Property Sales TRF
DI# NOP.35B.004**

Budget Unit 3500072B

Bill Section 5.125

4. DESCRIBE THE DETAILED ASSUMPTIONS USED TO DERIVE THE SPECIFIC REQUESTED AMOUNT. (How did you determine that the requested number of FTE were appropriate? From what source or standard did you derive the requested levels of funding? Were alternatives such as outsourcing or automation considered? If based on new legislation, does request tie to TAFP fiscal note? If not, explain why. Detail which portions of the request are one-times and how those amounts were calculated.)

Over the past three fiscal years, the appropriation available lapse decreased from 4% in fiscal year 2022 to 1% in fiscal year 2024. The requested surplus property sale proceeds transfer amount is based on projected fiscal year 2025 appropriation authority needed to distribute all proceeds to agencies. Fiscal year 2024 proceeds exceeded available transfer appropriation by \$940,475 and distribution to agencies had to be delayed until fiscal year 2025. The projected fiscal year 2025 appropriation needed is \$3,911,515 and will require a supplemental request. Increasing authority by \$1M will avoid delays in distribution of sale proceeds to agencies in the future.

5. BREAK DOWN THE REQUEST BY BUDGET ACCOUNT CLASS, JOB CLASS, AND FUND SOURCE. IDENTIFY ONE-TIME COSTS.

Budget Account Class/Job Class	DTREQ GR DOLLAR	DTREQ GR FTE	DTREQ FED DOLLAR	DTREQ FED FTE	DTREQ OTHER DOLLAR	DTREQ OTHER FTE	DTREQ TOTAL DOLLAR	DTREQ TOTAL FTE	DTREQ One-Time DOLLARS
Total PS	0	0.00	0	0.00	0	0.00	0	0.00	0
Total EE	0		0		0		0		0
Total PSD	0		0		0		0		0
782ZZZZ:Appropriated Transfers Out St	0		0		1,000,000		1,000,000		0
Total TRF	0		0		1,000,000		1,000,000		0
Grand Total	0	0.00	0	0.00	1,000,000	0.00	1,000,000	0.00	0

Budget Account Class/Job Class	GVREC GR DOLLAR	GVREC GR FTE	GVREC FED DOLLAR	GVREC FED FTE	GVREC OTHER DOLLAR	GVREC OTHER FTE	GVREC TOTAL DOLLAR	GVREC TOTAL FTE	GVREC One-Time DOLLARS
Total PS	0	0.00	0	0.00	0	0.00	0	0.00	0
Total EE	0		0		0		0		0
Total PSD	0		0		0		0		0
782ZZZZ:Appropriated Transfers Out St	0		0		1,000,000		1,000,000		0

NEW DECISION ITEM

RANK: OF

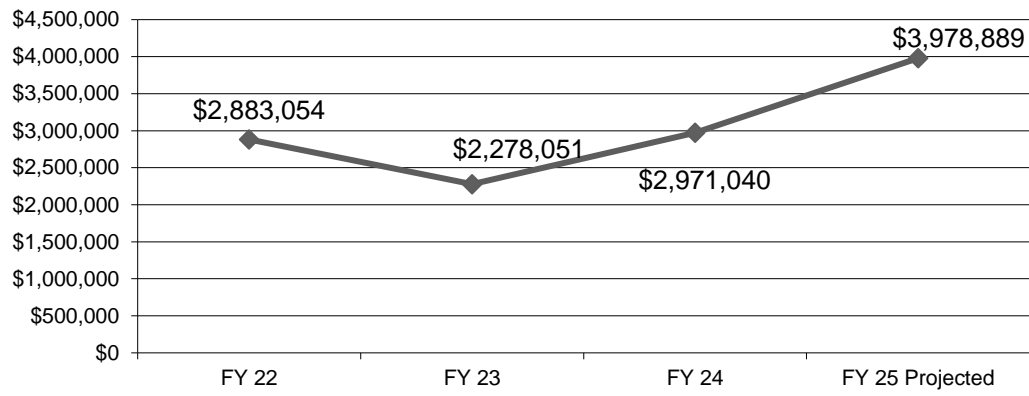
**Office of Administration
General Services
Surplus Property Sales TRF
DI# NOP.35B.004**

Budget Unit 3500072B

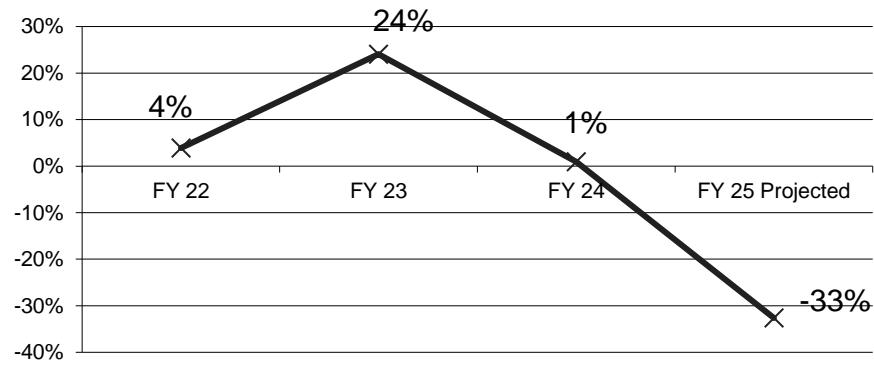
Bill Section 5.125

Budget Account Class/Job Class	GVREC GR DOLLAR	GVREC GR FTE	GVREC FED DOLLAR	GVREC FED FTE	GVREC OTHER DOLLAR	GVREC OTHER FTE	GVREC TOTAL DOLLAR	GVREC TOTAL FTE	GVREC One-Time DOLLARS
Total TRF	0		0		1,000,000		1,000,000		0
Grand Total	0	0.00	0	0.00	1,000,000	0.00	1,000,000	0.00	0

Surplus Property Sale Proceeds Transfers



Available Lapse



CORE DECISION ITEM

Office of Administration
 General Services
 CORE - Property Preservation Fund Transfer

Budget Unit 350073B
 Bill Section 05.130

1. CORE FINANCIAL SUMMARY

	FY 2026 Department Request			
	GR	Federal	Other	Total
PS	0	0	0	0
EE	0	0	0	0
PSD	0	0	0	0
TRF	0	0	25,000,000	25,000,000
Total	0	0	25,000,000	25,000,000

FTE **0.00** **0.00** **0.00** **0.00**

Est. Fringe	0	0	0	0
--------------------	---	---	---	---

Note: Fringes budgeted in Appropriation Bill 5 except for certain fringes budgeted directly to MoDOT, Highway Patrol, and Conservation.

Other Funds: 1124:Facilities Maintenance Reserve Fund
 1501:State Facility Maintenance and Operation Fund
 1505:Office of Administration Revolving Administrative Trust

	FY 2026 Governor's Recommended			
	GR	Federal	Other	Total
PS	0	0	0	0
EE	0	0	0	0
PSD	0	0	0	0
TRF	0	0	25,000,000	25,000,000
Total	0	0	25,000,000	25,000,000

FTE **0.00** **0.00** **0.00** **0.00**

Est. Fringe	0	0	0	0
--------------------	---	---	---	---

Note: Fringes budgeted in Appropriation Bill 5 except for certain fringes budgeted directly to MoDOT, Highway Patrol, and Conservation.

Other Funds: 1124:Facilities Maintenance Reserve Fund
 1501:State Facility Maintenance and Operation Fund
 1505:Office of Administration Revolving Administrative Trust

2. CORE DESCRIPTION

Core request for the purpose of funding the Property Preservation Fund. Transfers are made on an as needed, if needed basis Other Funds Fund # Name Amount 0124 FACILITIES MAINTENANCE RESERVE 15,000,000 0501 STATE FACILITY MAINT & OPERAT 5,000,000 0505 OA REVOLVING ADMINISTRATIVE TR 5,000,000 Total 25,000,000

3. PROGRAM LISTING (list programs included in this core funding)

Risk Management

CORE DECISION ITEM

**Office of Administration
General Services
CORE - Property Preservation Fund Transfer**

Budget Unit 350073B

Bill Section 05.130

4. FINANCIAL HISTORY

	FY 2022	FY 2023	FY 2024	FY 2025
	Actual	Actual	Actual	Current Yr. as of 1/27/25
Appropriations (All Funds)	25,000,000	25,000,000	25,000,000	25,000,000
Less Reverted (All Funds)	0	0	0	0
Less Restricted (All Funds)*	0	0	0	0
Less Transfers Out	0	0	0	0
Plus Transfers In	0	0	0	0
Budget Authority (All Funds)	25,000,000	25,000,000	25,000,000	25,000,000
Actual Expenditures (all Fund)	0	0	0	N/A
Unexpended (All Funds)	25,000,000	25,000,000	25,000,000	N/A
Unexpended by Fund:				
General Revenue	0	0	0	N/A
Federal	0	0	0	N/A
Other	25,000,000	25,000,000	25,000,000	N/A

Actual Expenditures (All Funds)						
FY 2022						
FY 2023						
FY 2024						

*Restricted amount is as of

Reverted includes the statutory three-percent reserve amount (when applicable).

Restricted includes any Governor's Expenditure Restrictions which remained at the end of the fiscal year (when applicable).

CORE DECISION ITEM

Office of Administration
 General Services
 CORE - Property Preservation Fund Transfer

Budget Unit 350073B

Bill Section 05.130

5. CORE RECONCILIATION DETAIL

	Budget Class	FTE	GR	FED	OTHER	TOTAL	Explanation
TAFP After VETOES							
	PS	0.00	0	0	0	0	
	EE	0.00	0	0	0	0	
	PD	0.00	0	0	0	0	
	TRF	0.00	0	0	25,000,000	25,000,000	
	Total	0.00	0	0	25,000,000	25,000,000	
One-Times							
	PS	0.00	0	0	0	0	
	EE	0.00	0	0	0	0	
	PD	0.00	0	0	0	0	
	TRF	0.00	0	0	0	0	
	Total	0.00	0	0	0	0	
FY 26 Beginning Core							
	PS	0.00	0	0	0	0	
	EE	0.00	0	0	0	0	
	PD	0.00	0	0	0	0	
	TRF	0.00	0	0	25,000,000	25,000,000	
	Total	0.00	0	0	25,000,000	25,000,000	
Department Request Adjustments							

CORE DECISION ITEM

Office of Administration
 General Services
 CORE - Property Preservation Fund Transfer

Budget Unit 350073B

Bill Section 05.130

	Budget Class	FTE	GR	FED	OTHER	TOTAL	Explanation
Net Department Request Adjustments		0.00	0	0	0	0	
Department Request Core							
	PS	0.00	0	0	0	0	
	EE	0.00	0	0	0	0	
	PD	0.00	0	0	0	0	
	TRF	0.00	0	0	25,000,000	25,000,000	
	Total	0.00	0	0	25,000,000	25,000,000	
Governor's Recommended Core							
	PS	0.00	0	0	0	0	
	EE	0.00	0	0	0	0	
	PD	0.00	0	0	0	0	
	TRF	0.00	0	0	25,000,000	25,000,000	
	Total	0.00	0	0	25,000,000	25,000,000	

CORE DECISION ITEM

Office of Administration
 General Services
 CORE - Property Preservation Fund Transfer

Budget Unit 350073B
 Bill Section 05.130

Summary of the Core by Expenditure Types

Account	FY24 Budget		FY24 Actual		FY25 Budget		FY25 Actual as of 1/27/25		FY26 DTREQ		FY26 GVREC	FY26 GVREC
	Dollars	FTE	Dollars	FTE	Dollars	FTE	Dollars	FTE	Dollars	FTE	Dollars	FTE
Appropriated Transfers Out St	25,000,000	0.00	0	0.00	25,000,000	0.00	0	0.00	25,000,000	0.00	25,000,000	0.00
Total TRF	25,000,000	0.00	0	0.00	25,000,000	0.00	0	0.00	25,000,000	0.00	25,000,000	0.00
Grand Total	25,000,000	0.00	0	0.00	25,000,000	0.00	0	0.00	25,000,000	0.00	25,000,000	0.00

CORE DECISION ITEM

Office of Administration
General Services
CORE - Property Preservation Fund Payments

Budget Unit 350074B
Bill Section 05.135

1. CORE FINANCIAL SUMMARY

	FY 2026 Department Request			
	GR	Federal	Other	Total
PS	0	0	0	0
EE	0	0	0	0
PSD	0	0	25,000,000	25,000,000
TRF	0	0	0	0
Total	0	0	25,000,000	25,000,000

FTE **0.00** **0.00** **0.00** **0.00**

Est. Fringe	0	0	0	0
--------------------	---	---	---	---

Note: Fringes budgeted in Appropriation Bill 5 except for certain fringes budgeted directly to MoDOT, Highway Patrol, and Conservation.

Other Funds: 1128:State Property Preservation Fund

	FY 2026 Governor's Recommended			
	GR	Federal	Other	Total
PS	0	0	0	0
EE	0	0	0	0
PSD	0	0	25,000,000	25,000,000
TRF	0	0	0	0
Total	0	0	25,000,000	25,000,000

FTE **0.00** **0.00** **0.00** **0.00**

Est. Fringe	0	0	0	0
--------------------	---	---	---	---

Note: Fringes budgeted in Appropriation Bill 5 except for certain fringes budgeted directly to MoDOT, Highway Patrol, and Conservation.

Other Funds: 1128:State Property Preservation Fund

2. CORE DESCRIPTION

Core appropriation authority to make payments from the Property Preservation Fund - a self-funded alternative to the purchase of property insurance for bonded state owned or leased facilities. The State of Missouri is required under bond covenants to purchase property insurance for bonded state buildings to protect the bondholders should the assets backing the bonds, the covered buildings, be damaged or destroyed. Prior to the passage of legislation creating the Property Preservation Fund, over 92.5% of the value of all state property was uninsured. The remaining 7.5% was covered by property insurance. The fund was created to provide coverage to named property for purposes of repairing or replacing state-owned or leased property damaged from natural or man-made events. Only if a loss to a covered building occurs would a payment be made. The fund is estimated to save the state over \$1 million annually in insurance costs. This appropriation would be used to repair or replace certain state-owned or leased property damaged from natural or man-made events. Due to the uncertainty of losses, actual expenditures from the fund may fluctuate significantly from year to year. In any given year there is the risk that a bonded building may be damaged and the state would be liable for the cost to repair or replace the damaged building. Over the past 30 years, there have been only two claims totaling \$281,000 for losses to covered bonded buildings.

3. PROGRAM LISTING (list programs included in this core funding)

Risk Management

CORE DECISION ITEM

**Office of Administration
General Services
CORE - Property Preservation Fund Payments**

**Budget Unit 350074B
Bill Section 05.135**

4. FINANCIAL HISTORY

	FY 2022	FY 2023	FY 2024	FY 2025
	Actual	Actual	Actual	Current Yr. as of 1/27/25
Appropriations (All Funds)	25,000,000	25,000,000	25,000,000	25,000,000
Less Reverted (All Funds)	0	0	0	0
Less Restricted (All Funds)*	0	0	0	0
Less Transfers Out	0	0	0	0
Plus Transfers In	0	0	0	0
Budget Authority (All Funds)	25,000,000	25,000,000	25,000,000	25,000,000
Actual Expenditures (all Fund)	0	0	0	N/A
Unexpended (All Funds)	25,000,000	25,000,000	25,000,000	N/A
Unexpended by Fund:				
General Revenue	0	0	0	N/A
Federal	0	0	0	N/A
Other	25,000,000	25,000,000	25,000,000	N/A

Actual Expenditures (All Funds)						
FY 2022						
FY 2023						
FY 2024						

*Restricted amount is as of

Reverted includes the statutory three-percent reserve amount (when applicable).

Restricted includes any Governor's Expenditure Restrictions which remained at the end of the fiscal year (when applicable).

CORE DECISION ITEM

Office of Administration
 General Services
 CORE - Property Preservation Fund Payments

Budget Unit 350074B

Bill Section 05.135

5. CORE RECONCILIATION DETAIL

	Budget Class	FTE	GR	FED	OTHER	TOTAL	Explanation
TAFP After VETOES							
	PS	0.00	0	0	0	0	
	EE	0.00	0	0	0	0	
	PD	0.00	0	0	25,000,000	25,000,000	
	TRF	0.00	0	0	0	0	
	Total	0.00	0	0	25,000,000	25,000,000	
One-Times							
	PS	0.00	0	0	0	0	
	EE	0.00	0	0	0	0	
	PD	0.00	0	0	0	0	
	TRF	0.00	0	0	0	0	
	Total	0.00	0	0	0	0	
FY 26 Beginning Core							
	PS	0.00	0	0	0	0	
	EE	0.00	0	0	0	0	
	PD	0.00	0	0	25,000,000	25,000,000	
	TRF	0.00	0	0	0	0	
	Total	0.00	0	0	25,000,000	25,000,000	
Department Request Adjustments							

CORE DECISION ITEM

Office of Administration
 General Services
 CORE - Property Preservation Fund Payments

Budget Unit 350074B

Bill Section 05.135

	Budget Class	FTE	GR	FED	OTHER	TOTAL	Explanation
Net Department Request Adjustments		0.00	0	0	0	0	
Department Request Core							
	PS	0.00	0	0	0	0	
	EE	0.00	0	0	0	0	
	PD	0.00	0	0	25,000,000	25,000,000	
	TRF	0.00	0	0	0	0	
	Total	0.00	0	0	25,000,000	25,000,000	
Governor's Recommended Core							
	PS	0.00	0	0	0	0	
	EE	0.00	0	0	0	0	
	PD	0.00	0	0	25,000,000	25,000,000	
	TRF	0.00	0	0	0	0	
	Total	0.00	0	0	25,000,000	25,000,000	

CORE DECISION ITEM

Office of Administration
 General Services
 CORE - Property Preservation Fund Payments

Budget Unit 350074B
 Bill Section 05.135

Summary of the Core by Expenditure Types

Account	FY24 Budget		FY24 Actual		FY25 Budget		FY25 Actual as of 1/27/25		FY26 DTREQ		FY26 GVREC	FY26 GVREC
	Dollars	FTE	Dollars	FTE	Dollars	FTE	Dollars	FTE	Dollars	FTE	Dollars	FTE
Program Disbursements	25,000,000	0.00	0	0.00	25,000,000	0.00	0	0.00	25,000,000	0.00	25,000,000	0.00
Total PSD	25,000,000	0.00	0	0.00	25,000,000	0.00	0	0.00	25,000,000	0.00	25,000,000	0.00
Grand Total	25,000,000	0.00	0	0.00	25,000,000	0.00	0	0.00	25,000,000	0.00	25,000,000	0.00

CORE DECISION ITEM

**Office of Administration
General Services
CORE - Rebillable Expenses**

**Budget Unit 350075B
Bill Section 05.140**

1. CORE FINANCIAL SUMMARY

	FY 2026 Department Request			
	GR	Federal	Other	Total
PS	0	0	0	0
EE	0	0	15,480,000	15,480,000
PSD	0	0	0	0
TRF	0	0	0	0
Total	0	0	15,480,000	15,480,000

FTE 0.00 0.00 0.00 0.00

Est. Fringe	0	0	0	0
--------------------	---	---	---	---

Note: Fringes budgeted in Appropriation Bill 5 except for certain fringes budgeted directly to MoDOT, Highway Patrol, and Conservation.

Other Funds: 1505:Office of Administration Revolving Administrative Trust

	FY 2026 Governor's Recommended			
	GR	Federal	Other	Total
PS	0	0	0	0
EE	0	0	15,480,000	15,480,000
PSD	0	0	0	0
TRF	0	0	0	0
Total	0	0	15,480,000	15,480,000

FTE 0.00 0.00 0.00 0.00

Est. Fringe	0	0	0	0
--------------------	---	---	---	---

Note: Fringes budgeted in Appropriation Bill 5 except for certain fringes budgeted directly to MoDOT, Highway Patrol, and Conservation.

Other Funds: 1505:Office of Administration Revolving Administrative Trust

2. CORE DESCRIPTION

Appropriation authority to purchase required raw materials used in the production of final goods and services to state agencies. State Printing, Vehicle Maintenance, Fleet Management, and Central Mail Services use this revolving fund appropriation to purchase inventory (e.g., paper, parts, fuel, and postage) and obtain outside services to provide products and services to state agencies. This appropriation is also used to purchase goods or services that are rebilled to state agencies, including the cost of vehicles and supporting expenses for the consolidated Jefferson City carpool. The amount of paper, vehicle parts, postage, fuel, services, or supplies acquired is directly dependent on the level of demand by agencies. Funds appropriated for rebillable expenses is used for the purchase of raw materials or goods placed in inventory for later conversion or sale and for services obtained that are necessary to produce final goods or services. Equipment, maintenance, and rebillable coded expenditures required to produce the final goods or services are paid from this appropriation. This appropriation is also used to replace property, damaged through the fault of a third party, to the extent recovery is made from the third party or their insurer. This allows state agencies to replace state owned property that is destroyed through the fault of a third party. Also, under Section 37.452, RSMo, agencies are authorized to use credits from the sale of surplus vehicles toward the purchase of new vehicles through this appropriation.

3. PROGRAM LISTING (list programs included in this core funding)

State Printing, Central Mail Service, Fleet Management, Vehicle Maintenance, OA Carpool

CORE DECISION ITEM


**Office of Administration
General Services
CORE - Rebillable Expenses**

Budget Unit 350075B

Bill Section 05.140

4. FINANCIAL HISTORY

	FY 2022	FY 2023	FY 2024	FY 2025
	Actual	Actual	Actual	Current Yr. as of 1/27/25
Appropriations (All Funds)	15,480,000	15,480,000	15,480,000	15,480,000
Less Reverted (All Funds)	0	0	0	0
Less Restricted (All Funds)*	0	0	0	0
Less Transfers Out	0	0	0	0
Plus Transfers In	0	0	0	0
Budget Authority (All Funds)	15,480,000	15,480,000	15,480,000	15,480,000
Actual Expenditures (all Fund)	11,120,802	13,310,753	14,236,310	N/A
Unexpended (All Funds)	4,359,198	2,169,247	1,243,690	N/A
Unexpended by Fund:				
General Revenue	0	0	0	N/A
Federal	0	0	0	N/A
Other	4,359,198	2,169,247	1,243,690	N/A



*Restricted amount is as of

Reverted includes the statutory three-percent reserve amount (when applicable).

Restricted includes any Governor's Expenditure Restrictions which remained at the end of the fiscal year (when applicable).

CORE DECISION ITEM

Office of Administration
 General Services
 CORE - Rebillable Expenses

Budget Unit 350075B
 Bill Section 05.140

5. CORE RECONCILIATION DETAIL

	Budget Class	FTE	GR	FED	OTHER	TOTAL	Explanation
TAFP After VETOES							
	PS	0.00	0	0	0	0	
	EE	0.00	0	0	15,480,000	15,480,000	
	PD	0.00	0	0	0	0	
	TRF	0.00	0	0	0	0	
	Total	0.00	0	0	15,480,000	15,480,000	
One-Times							
	PS	0.00	0	0	0	0	
	EE	0.00	0	0	0	0	
	PD	0.00	0	0	0	0	
	TRF	0.00	0	0	0	0	
	Total	0.00	0	0	0	0	
FY 26 Beginning Core							
	PS	0.00	0	0	0	0	
	EE	0.00	0	0	15,480,000	15,480,000	
	PD	0.00	0	0	0	0	
	TRF	0.00	0	0	0	0	
	Total	0.00	0	0	15,480,000	15,480,000	
Department Request Adjustments							

CORE DECISION ITEM

Office of Administration
 General Services
 CORE - Rebillable Expenses

Budget Unit 350075B

Bill Section 05.140

			Budget Class	FTE	GR	FED	OTHER	TOTAL	Explanation
Core Reallocation	CRA.35B.022	16259	EE	0.00	0	0	0	0	Reallocation between BOBCs to better reflect planned spending.
Net Department Request Adjustments				0.00	0	0	0	0	
Department Request Core									
			PS	0.00	0	0	0	0	
			EE	0.00	0	0	15,480,000	15,480,000	
			PD	0.00	0	0	0	0	
			TRF	0.00	0	0	0	0	
			Total	0.00	0	0	15,480,000	15,480,000	
Governor's Recommended Core									
			PS	0.00	0	0	0	0	
			EE	0.00	0	0	15,480,000	15,480,000	
			PD	0.00	0	0	0	0	
			TRF	0.00	0	0	0	0	
			Total	0.00	0	0	15,480,000	15,480,000	

CORE DECISION ITEM

Office of Administration
 General Services
 CORE - Rebillable Expenses

Budget Unit 350075B

Bill Section 05.140

Summary of the Core by Expenditure Types

Account	FY24 Budget		FY24 Actual		FY25 Budget		FY25 Actual as of 1/27/25		FY26 DTREQ		FY26 GVREC	FY26 GVREC
	Dollars	FTE	Dollars	FTE	Dollars	FTE	Dollars	FTE	Dollars	FTE	Dollars	FTE
Maintenance and Repair Services	10,000	0.00	88,276	0.00	10,000	0.00	26,867	0.00	90,000	0.00	90,000	0.00
Motorized Equipment	500,000	0.00	87,575	0.00	500,000	0.00	0	0.00	300,000	0.00	300,000	0.00
Other Equipment	1,055,000	0.00	578,375	0.00	1,055,000	0.00	392,460	0.00	975,000	0.00	975,000	0.00
Rebillable Expenses	13,915,000	0.00	13,305,203	0.00	13,915,000	0.00	5,691,969	0.00	14,115,000	0.00	14,115,000	0.00
Total EE	15,480,000	0.00	14,059,431	0.00	15,480,000	0.00	6,111,296	0.00	15,480,000	0.00	15,480,000	0.00
Debt Service Expenses	0	0.00	176,879	0.00	0	0.00	372,694	0.00	0	0.00	0	0.00
Total PSD	0	0.00	176,879	0.00	0	0.00	372,694	0.00	0	0.00	0	0.00
Grand Total	15,480,000	0.00	14,236,310	0.00	15,480,000	0.00	6,483,990	0.00	15,480,000	0.00	15,480,000	0.00

NEW DECISION ITEM

RANK: OF

Office of Administration
 General Services
 Rebillable Expenses Authority
 DI# NOP.35B.003

Budget Unit 3500075B

Bill Section 5.140

1. AMOUNT OF REQUEST

	FY 2026 Department Request			
	GR	Federal	Other	Total
PS	0	0	0	0
EE	0	0	1,770,000	1,770,000
PSD	0	0	0	0
TRF	0	0	0	0
Total	0	0	1,770,000	1,770,000

FTE align="right">0.00 align="right">0.00 align="right">0.00 align="right">0.00

Est. Fringe	0	0	0	0
--------------------	---	---	---	---

Note: Fringes budgeted in Appropriation Bill 5 except for certain fringes budgeted directly to MoDOT, Highway Patrol, and Conservation.

Other Funds: 1505:Office of Administration Revolving Administrative Trust Fund

Non-Counts: 1505:Office of Administration Revolving Administr \$1,770,000

	FY 2026 Governor's Recommended			
	GR	Federal	Other	Total
PS	0	0	0	0
EE	0	0	2,770,000	2,770,000
PSD	0	0	0	0
TRF	0	0	0	0
Total	0	0	2,770,000	2,770,000

FTE align="right">0.00 align="right">0.00 align="right">0.00 align="right">0.00

Est. Fringe	0	0	0	0
--------------------	---	---	---	---

Note: Fringes budgeted in Appropriation Bill 5 except for certain fringes budgeted directly to MoDOT, Highway Patrol, and Conservation.

Other Funds: 1505:Office of Administration Revolving Administrative Trust Fund

Non-Counts: 1505:Office of Administration Revolving Administr \$2,770,000

2. THIS REQUEST CAN BE CATEGORIZED AS:

Cost to Continue

3. WHY IS THIS FUNDING NEEDED? PROVIDE AN EXPLANATION FOR ITEMS CHECKED IN #2. INCLUDE THE FEDERAL OR STATE STATUTORY OR CONSTITUTIONAL AUTHORIZATION FOR THIS PROGRAM.

NEW DECISION ITEM

RANK: OF

**Office of Administration
General Services
Rebillable Expenses Authority
DI# NOP.35B.003**

Budget Unit 3500075B

Bill Section 5.140

Over the past three fiscal years, the appropriation had substantial and systemic decrease in available lapse due to increased cost of raw materials, demand for services, and utilization of vehicle sale proceeds credits and insurance recovery funds.

OA Document Solutions and State Fleet Management use the revolving fund appropriation to purchase inventory (e.g. paper, parts, fuel, and postage) and obtain outside services to provide products and services to state agencies (e.g. printing, mail services, vehicle maintenance and repair). The appropriation is used to purchase goods or services that are rebilled to state agencies, including the cost of vehicles, and supporting expenses for the Jefferson City based motor pool (OA Carpool). The amount of raw materials acquired is directly dependent on the level of demand by agencies. The increased cost of raw materials used in the production of final goods and services to state agencies increased the rebillable expenses. Postage purchased to provide mailing services to agencies makes up for 65% of the rebillable expenses and effective July 14th, 2024, the United States Postal Service (USPS) has implemented an approximately 7.8% increase in postage.

Also, under section 37.452, RSMo, agencies are authorized to use credits from the sale of surplus vehicles toward the purchase of new vehicles through this appropriation as well as to use this appropriation to replace or repair vehicles damaged through the fault of a third party to the extent recovery is made from the third party or their insurer. Vehicle credits available to agencies accumulated over the past three fiscal years due to high used vehicle values driven by the vehicle inventory shortages. Beginning of the fiscal year 2025, agencies increased their vehicle orders utilizing vehicle credits and insurance recovery towards vehicle purchases, which will decrease available lapse if not exceed the available appropriation.

This request is for rebillable E&E increases to allow sufficient appropriation authority to purchase required raw materials to provide essential services to agencies for continued operations.

4. DESCRIBE THE DETAILED ASSUMPTIONS USED TO DERIVE THE SPECIFIC REQUESTED AMOUNT. (How did you determine that the requested number of FTE were appropriate? From what source or standard did you derive the requested levels of funding? Were alternatives such as outsourcing or automation considered? If based on new legislation, does request tie to TAFP fiscal note? If not, explain why. Detail which portions of the request are one-times and how those amounts were calculated.)

Over the past three fiscal years, the appropriation available lapse decreased from 28% in fiscal year 2022 to 8% in fiscal year 2024. The requested rebillable expense amount is based on the 7.8% increase in postage effective fiscal year 2025. 65% of the appropriation is used to purchase postage to provide essential mail services to agencies. The requested other equipment amount is based on anticipated increase in usage of the vehicle credits and insurance recovery funds by agencies towards vehicle purchases. Fiscal year 2025 expenditures are projected to exceed the available appropriation and will require a supplemental request.

5. BREAK DOWN THE REQUEST BY BUDGET ACCOUNT CLASS, JOB CLASS, AND FUND SOURCE. IDENTIFY ONE-TIME COSTS.

Budget Account Class/Job Class	DTREQ	DTREQ	DTREQ	DTREQ	DTREQ	DTREQ	DTREQ	DTREQ	DTREQ
	GR	GR	FED	FED	OTHER	OTHER	TOTAL	TOTAL	One-Time
	DOLLAR	FTE	DOLLAR	FTE	DOLLAR	FTE	DOLLAR	FTE	DOLLARS
Total PS	0	0.00	0	0.00	0	0.00	0	0.00	0
659ZZZZ:Other Equipment	0		0		770,000		770,000		0
676ZZZZ:Rebillable Expenses	0		0		1,000,000		1,000,000		0

NEW DECISION ITEM

RANK: OF

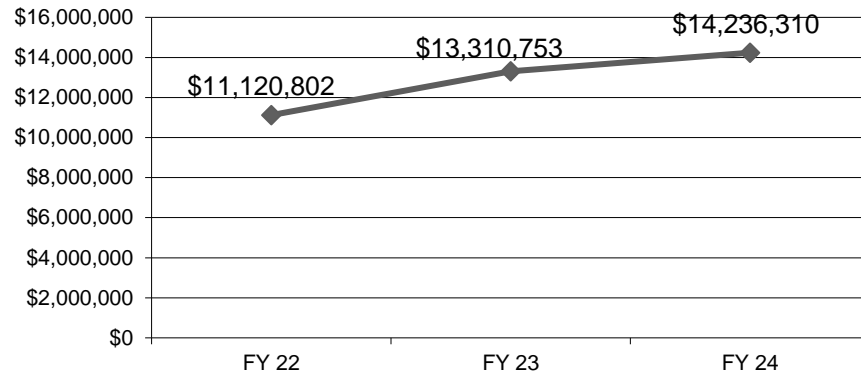
**Office of Administration
General Services
Rebillable Expenses Authority
DI# NOP.35B.003**

Budget Unit 3500075B

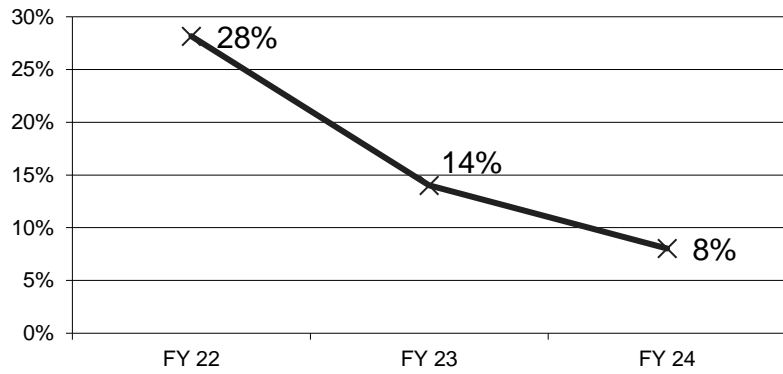
Bill Section 5.140

Budget Account Class/Job Class	DTREQ GR DOLLAR	DTREQ GR FTE	DTREQ FED DOLLAR	DTREQ FED FTE	DTREQ OTHER DOLLAR	DTREQ OTHER FTE	DTREQ TOTAL DOLLAR	DTREQ TOTAL FTE	DTREQ One-Time DOLLARS
Total EE	0		0		1,770,000		1,770,000		0
Total PSD	0		0		0		0		0
Total TRF	0		0		0		0		0
Grand Total	0	0.00	0	0.00	1,770,000	0.00	1,770,000	0.00	0
Budget Account Class/Job Class	GVREC GR DOLLAR	GVREC GR FTE	GVREC FED DOLLAR	GVREC FED FTE	GVREC OTHER DOLLAR	GVREC OTHER FTE	GVREC TOTAL DOLLAR	GVREC TOTAL FTE	GVREC One-Time DOLLARS
Total PS	0	0.00	0	0.00	0	0.00	0	0.00	0
659ZZZZ:Other Equipment	0		0		770,000		770,000		0
676ZZZZ:Rebillable Expenses	0		0		2,000,000		2,000,000		0
Total EE	0		0		2,770,000		2,770,000		0
Total PSD	0		0		0		0		0
Total TRF	0		0		0		0		0
Grand Total	0	0.00	0	0.00	2,770,000	0.00	2,770,000	0.00	0

Rebillable Expenditures



Available Lapse



CORE DECISION ITEM

**Office of Administration
General Services
CORE - Legal Expense Fund Transfer**

**Budget Unit 350076B
Bill Section 05.145**

1. CORE FINANCIAL SUMMARY

	FY 2026 Department Request			
	GR	Federal	Other	Total
PS	0	0	0	0
EE	0	0	0	0
PSD	0	0	0	0
TRF	18,625,000	0	15,000,000	33,625,000
Total	18,625,000	0	15,000,000	33,625,000
FTE	0.00	0.00	0.00	0.00
Est. Fringe	0	0	0	0

Note: Fringes budgeted in Appropriation Bill 5 except for certain fringes budgeted directly to MoDOT, Highway Patrol, and Conservation.

Other Funds: Various Funds

	FY 2026 Governor's Recommended			
	GR	Federal	Other	Total
PS	0	0	0	0
EE	0	0	0	0
PSD	0	0	0	0
TRF	18,625,000	0	15,000,000	33,625,000
Total	18,625,000	0	15,000,000	33,625,000
FTE	0.00	0.00	0.00	0.00
Est. Fringe	0	0	0	0

Note: Fringes budgeted in Appropriation Bill 5 except for certain fringes budgeted directly to MoDOT, Highway Patrol, and Conservation.

Other Funds: Various Funds

2. CORE DESCRIPTION

Appropriation to fund transfers to the State Legal Expense Fund on an as needed basis for the payment of claims, premiums, and expenses as provided by Sections 105.711 et seq., RSMo. Expenditures from the Legal Expense Fund vary widely from year to year.

3. PROGRAM LISTING (list programs included in this core funding)

Risk Management

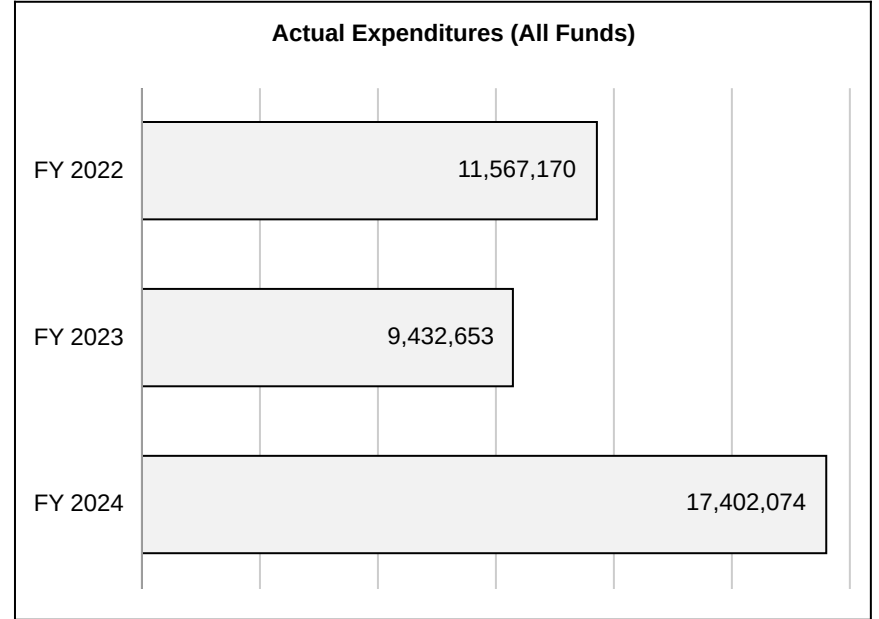
CORE DECISION ITEM

**Office of Administration
General Services
CORE - Legal Expense Fund Transfer**

**Budget Unit 350076B
Bill Section 05.145**

4. FINANCIAL HISTORY

	FY 2022	FY 2023	FY 2024	FY 2025
	Actual	Actual	Actual	Current Yr. as of 1/27/25
Appropriations (All Funds)	33,625,000	33,625,000	33,625,000	33,625,000
Less Reverted (All Funds)	(292,277)	(292,277)	(292,277)	(292,277)
Less Restricted (All Funds)*	0	0	0	0
Less Transfers Out	(250,000)	(152,432)	(2,433,000)	0
Plus Transfers In	250,000	152,432	2,433,000	0
Budget Authority (All Funds)	33,332,723	33,332,723	33,332,723	33,332,723
Actual Expenditures (all Fund)	11,567,170	9,432,653	17,402,074	N/A
Unexpended (All Funds)	21,765,553	23,900,070	15,930,649	N/A
Unexpended by Fund:				
General Revenue	7,978,401	9,784,714	4,363,788	N/A
Federal	0	0	0	N/A
Other	13,787,152	14,115,356	11,566,861	N/A



*Restricted amount is as of

Reverted includes the statutory three-percent reserve amount (when applicable).

Restricted includes any Governor's Expenditure Restrictions which remained at the end of the fiscal year (when applicable).

CORE DECISION ITEM

Office of Administration
 General Services
 CORE - Legal Expense Fund Transfer

Budget Unit 350076B

Bill Section 05.145

5. CORE RECONCILIATION DETAIL

	Budget Class	FTE	GR	FED	OTHER	TOTAL	Explanation
TAFP After VETOES							
	PS	0.00	0	0	0	0	
	EE	0.00	0	0	0	0	
	PD	0.00	0	0	0	0	
	TRF	0.00	18,625,000	0	15,000,000	33,625,000	
	Total	0.00	18,625,000	0	15,000,000	33,625,000	
One-Times							
	PS	0.00	0	0	0	0	
	EE	0.00	0	0	0	0	
	PD	0.00	0	0	0	0	
	TRF	0.00	0	0	0	0	
	Total	0.00	0	0	0	0	
FY 26 Beginning Core							
	PS	0.00	0	0	0	0	
	EE	0.00	0	0	0	0	
	PD	0.00	0	0	0	0	
	TRF	0.00	18,625,000	0	15,000,000	33,625,000	
	Total	0.00	18,625,000	0	15,000,000	33,625,000	
Department Request Adjustments							

CORE DECISION ITEM

Office of Administration
 General Services
 CORE - Legal Expense Fund Transfer

Budget Unit 350076B
 Bill Section 05.145

	Budget Class	FTE	GR	FED	OTHER	TOTAL	Explanation
Net Department Request Adjustments		0.00	0	0	0	0	
Department Request Core							
	PS	0.00	0	0	0	0	
	EE	0.00	0	0	0	0	
	PD	0.00	0	0	0	0	
	TRF	0.00	18,625,000	0	15,000,000	33,625,000	
	Total	0.00	18,625,000	0	15,000,000	33,625,000	
Governor's Recommended Core							
	PS	0.00	0	0	0	0	
	EE	0.00	0	0	0	0	
	PD	0.00	0	0	0	0	
	TRF	0.00	18,625,000	0	15,000,000	33,625,000	
	Total	0.00	18,625,000	0	15,000,000	33,625,000	

CORE DECISION ITEM

Office of Administration
 General Services
 CORE - Legal Expense Fund Transfer

Budget Unit 350076B
 Bill Section 05.145

Summary of the Core by Expenditure Types

Account	FY24 Budget		FY24 Actual		FY25 Budget		FY25 Actual as of 1/27/25		FY26 DTREQ		FY26 GVREC	FY26 GVREC
	Dollars	FTE	Dollars	FTE	Dollars	FTE	Dollars	FTE	Dollars	FTE	Dollars	FTE
Appropriated Transfers Out St	33,625,000	0.00	17,402,074	0.00	33,625,000	0.00	9,935,118	0.00	33,625,000	0.00	33,625,000	0.00
Total TRF	33,625,000	0.00	17,402,074	0.00	33,625,000	0.00	9,935,118	0.00	33,625,000	0.00	33,625,000	0.00
Grand Total	33,625,000	0.00	17,402,074	0.00	33,625,000	0.00	9,935,118	0.00	33,625,000	0.00	33,625,000	0.00

CORE DECISION ITEM

Office of Administration
General Services
CORE - OA Legal Expense Fund Transfer

Budget Unit 350077B
Bill Section 05.150

1. CORE FINANCIAL SUMMARY

	FY 2026 Department Request			
	GR	Federal	Other	Total
PS	0	0	0	0
EE	0	0	0	0
PSD	0	0	0	0
TRF	1	0	0	1
Total	1	0	0	1
FTE	0.00	0.00	0.00	0.00
Est. Fringe	0	0	0	0

Note: Fringes budgeted in Appropriation Bill 5 except for certain fringes budgeted directly to MoDOT, Highway Patrol, and Conservation.

	FY 2026 Governor's Recommended			
	GR	Federal	Other	Total
PS	0	0	0	0
EE	0	0	0	0
PSD	0	0	0	0
TRF	1	0	0	1
Total	1	0	0	1
FTE	0.00	0.00	0.00	0.00
Est. Fringe	0	0	0	0

Note: Fringes budgeted in Appropriation Bill 5 except for certain fringes budgeted directly to MoDOT, Highway Patrol, and Conservation.

2. CORE DESCRIPTION

In FY 2018 the General Assembly appropriated \$1 for transfer from the Department's core budget to the State Legal Expense Fund for the payment of claims, premiums, and expenses provided by Section 105.711 through Section 105.726, RSMo. In order to fund such expenses, the General Assembly also authorized three percent flexibility from the Department's operating budget into the \$1 transfer appropriation.

3. PROGRAM LISTING (list programs included in this core funding)

Risk Management

CORE DECISION ITEM

**Office of Administration
General Services
CORE - OA Legal Expense Fund Transfer**

**Budget Unit 350077B
Bill Section 05.150**

4. FINANCIAL HISTORY

	FY 2022	FY 2023	FY 2024	FY 2025
	Actual	Actual	Actual	Current Yr. as of 1/27/25
Appropriations (All Funds)	1	1	1	1
Less Reverted (All Funds)	0	0	0	0
Less Restricted (All Funds)*	0	0	0	0
Less Transfers Out	0	0	0	0
Plus Transfers In	0	0	0	0
Budget Authority (All Funds)	1	1	1	1
Actual Expenditures (all Fund	0	0	0	N/A
Unexpended (All Funds)	1	1	1	N/A
Unexpended by Fund:				
General Revenue	1	1	1	N/A
Federal	0	0	0	N/A
Other	0	0	0	N/A

Actual Expenditures (All Funds)						
FY 2022						
FY 2023						
FY 2024						

*Restricted amount is as of

Reverted includes the statutory three-percent reserve amount (when applicable).

Restricted includes any Governor's Expenditure Restrictions which remained at the end of the fiscal year (when applicable).

CORE DECISION ITEM

Office of Administration
 General Services
 CORE - OA Legal Expense Fund Transfer

Budget Unit 350077B

Bill Section 05.150

5. CORE RECONCILIATION DETAIL

	Budget Class	FTE	GR	FED	OTHER	TOTAL	Explanation
TAFP After VETOES							
	PS	0.00	0	0	0	0	
	EE	0.00	0	0	0	0	
	PD	0.00	0	0	0	0	
	TRF	0.00	1	0	0	1	
	Total	0.00	1	0	0	1	
One-Times							
	PS	0.00	0	0	0	0	
	EE	0.00	0	0	0	0	
	PD	0.00	0	0	0	0	
	TRF	0.00	0	0	0	0	
	Total	0.00	0	0	0	0	
FY 26 Beginning Core							
	PS	0.00	0	0	0	0	
	EE	0.00	0	0	0	0	
	PD	0.00	0	0	0	0	
	TRF	0.00	1	0	0	1	
	Total	0.00	1	0	0	1	
Department Request Adjustments							

CORE DECISION ITEM

Office of Administration
 General Services
 CORE - OA Legal Expense Fund Transfer

Budget Unit 350077B
 Bill Section 05.150

	Budget Class	FTE	GR	FED	OTHER	TOTAL	Explanation
Net Department Request Adjustments		0.00	0	0	0	0	
Department Request Core							
	PS	0.00	0	0	0	0	
	EE	0.00	0	0	0	0	
	PD	0.00	0	0	0	0	
	TRF	0.00	1	0	0	1	
	Total	0.00	1	0	0	1	
Governor's Recommended Core							
	PS	0.00	0	0	0	0	
	EE	0.00	0	0	0	0	
	PD	0.00	0	0	0	0	
	TRF	0.00	1	0	0	1	
	Total	0.00	1	0	0	1	

CORE DECISION ITEM

Office of Administration
 General Services
 CORE - OA Legal Expense Fund Transfer

Budget Unit 350077B
 Bill Section 05.150

Summary of the Core by Expenditure Types

Account	FY24 Budget		FY24 Actual		FY25 Budget		FY25 Actual as of 1/27/25		FY26 DTREQ		FY26 GVREC	FY26 GVREC
	Dollars	FTE	Dollars	FTE	Dollars	FTE	Dollars	FTE	Dollars	FTE	Dollars	FTE
Appropriated Transfers Out St	1	0.00	0	0.00	1	0.00	0	0.00	1	0.00	1	0.00
Total TRF	1	0.00	0	0.00	1	0.00	0	0.00	1	0.00	1	0.00
Grand Total	1	0.00	0	0.00	1	0.00	0	0.00	1	0.00	1	0.00

CORE DECISION ITEM

Office of Administration
 General Services
 CORE - Legal Expense Fund Payments

Budget Unit 350078B
 Bill Section 05.155

1. CORE FINANCIAL SUMMARY

	FY 2026 Department Request			
	GR	Federal	Other	Total
PS	0	0	0	0
EE	0	0	98,500,229	98,500,229
PSD	0	0	1,500,000	1,500,000
TRF	0	0	0	0
Total	0	0	100,000,229	100,000,229
FTE	0.00	0.00	0.00	0.00
Est. Fringe	0	0	0	0

Note: Fringes budgeted in Appropriation Bill 5 except for certain fringes budgeted directly to MoDOT, Highway Patrol, and Conservation.

Other Funds: 1692:State Legal Expense Fund

	FY 2026 Governor's Recommended			
	GR	Federal	Other	Total
PS	0	0	0	0
EE	0	0	98,500,229	98,500,229
PSD	0	0	1,500,000	1,500,000
TRF	0	0	0	0
Total	0	0	100,000,229	100,000,229
FTE	0.00	0.00	0.00	0.00
Est. Fringe	0	0	0	0

Note: Fringes budgeted in Appropriation Bill 5 except for certain fringes budgeted directly to MoDOT, Highway Patrol, and Conservation.

Other Funds: 1692:State Legal Expense Fund

2. CORE DESCRIPTION

Core appropriation from the State Legal Expense Fund, a self-funded program established under Section 105.711 et seq., RSMo to pay liability claims against the state, its officers, or employees and related defense costs and to purchase certain insurance when deemed necessary. Expenditures from the Legal Expense Fund vary widely from year to year. Risk Management processes payments as directed by the Attorney General's Office.

3. PROGRAM LISTING (list programs included in this core funding)

Risk Management

CORE DECISION ITEM

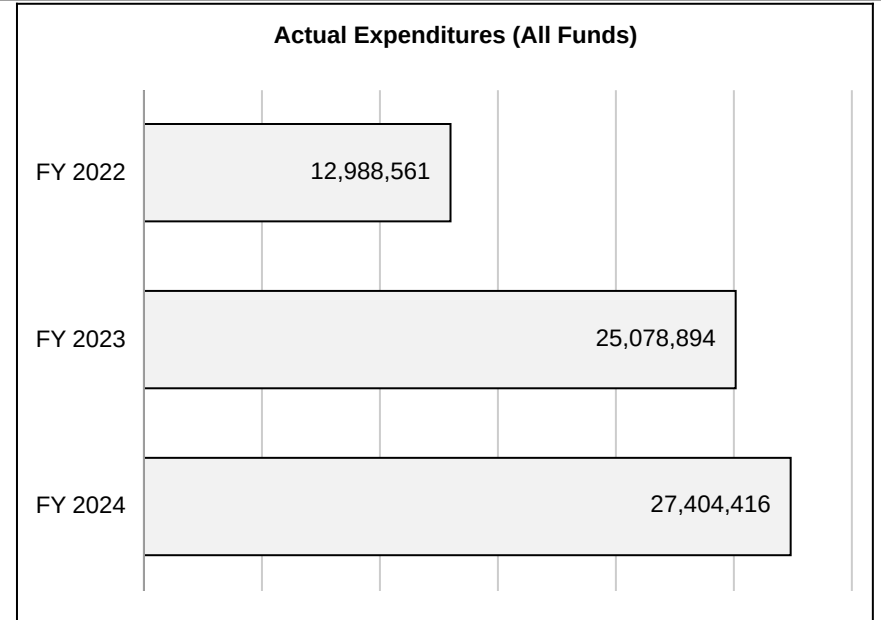
**Office of Administration
General Services
CORE - Legal Expense Fund Payments**

Budget Unit 350078B

Bill Section 05.155

4. FINANCIAL HISTORY

	FY 2022	FY 2023	FY 2024	FY 2025
	Actual	Actual	Actual	Current Yr. as of 1/27/25
Appropriations (All Funds)	100,000,150	100,000,225	100,000,229	100,000,229
Less Reverted (All Funds)	0	0	0	0
Less Restricted (All Funds)*	0	0	0	0
Less Transfers Out	0	0	0	0
Plus Transfers In	0	0	0	0
Budget Authority (All Funds)	100,000,150	100,000,225	100,000,229	100,000,229
Actual Expenditures (all Fund)	12,988,561	25,078,894	27,404,416	N/A
Unexpended (All Funds)	87,011,589	74,921,331	72,595,813	N/A
Unexpended by Fund:				
General Revenue	0	0	0	N/A
Federal	0	0	0	N/A
Other	87,011,589	74,921,331	72,595,813	N/A



*Restricted amount is as of

Reverted includes the statutory three-percent reserve amount (when applicable).

Restricted includes any Governor's Expenditure Restrictions which remained at the end of the fiscal year (when applicable).

CORE DECISION ITEM

Office of Administration
 General Services
 CORE - Legal Expense Fund Payments

Budget Unit 350078B

Bill Section 05.155

5. CORE RECONCILIATION DETAIL

	Budget Class	FTE	GR	FED	OTHER	TOTAL	Explanation
TAFP After VETOES							
	PS	0.00	0	0	0	0	
	EE	0.00	0	0	99,500,229	99,500,229	
	PD	0.00	0	0	500,000	500,000	
	TRF	0.00	0	0	0	0	
	Total	0.00	0	0	100,000,229	100,000,229	
One-Times							
	PS	0.00	0	0	0	0	
	EE	0.00	0	0	0	0	
	PD	0.00	0	0	0	0	
	TRF	0.00	0	0	0	0	
	Total	0.00	0	0	0	0	
FY 26 Beginning Core							
	PS	0.00	0	0	0	0	
	EE	0.00	0	0	99,500,229	99,500,229	
	PD	0.00	0	0	500,000	500,000	
	TRF	0.00	0	0	0	0	
	Total	0.00	0	0	100,000,229	100,000,229	
Department Request Adjustments							

CORE DECISION ITEM

Office of Administration
 General Services
 CORE - Legal Expense Fund Payments

Budget Unit 350078B
 Bill Section 05.155

			Budget Class	FTE	GR	FED	OTHER	TOTAL	Explanation
Core Reallocation	CRA.35B.023	11214	EE	0.00	0	0	(1,000,000)	(1,000,000)	Reallocation between BOBCs to better reflect planned spending.
Core Reallocation	CRA.35B.023	11214	PD	0.00	0	0	1,000,000	1,000,000	Reallocation between BOBCs to better reflect planned spending.
Net Department Request Adjustments				0.00	0	0	0	0	
Department Request Core									
			PS	0.00	0	0	0	0	
			EE	0.00	0	0	98,500,229	98,500,229	
			PD	0.00	0	0	1,500,000	1,500,000	
			TRF	0.00	0	0	0	0	
			Total	0.00	0	0	100,000,229	100,000,229	
Governor's Recommended Core									
			PS	0.00	0	0	0	0	
			EE	0.00	0	0	98,500,229	98,500,229	
			PD	0.00	0	0	1,500,000	1,500,000	
			TRF	0.00	0	0	0	0	
			Total	0.00	0	0	100,000,229	100,000,229	

CORE DECISION ITEM

Office of Administration
 General Services
 CORE - Legal Expense Fund Payments

Budget Unit 350078B
 Bill Section 05.155

Summary of the Core by Expenditure Types

Account	FY24 Budget		FY24 Actual		FY25 Budget		FY25 Actual as of 1/27/25		FY26 DTREQ		FY26 GVREC	FY26 GVREC
	Dollars	FTE	Dollars	FTE	Dollars	FTE	Dollars	FTE	Dollars	FTE	Dollars	FTE
In State Travel	514	0.00	1,272	0.00	514	0.00	0	0.00	514	0.00	514	0.00
Out of State Travel	2,050	0.00	2,029	0.00	2,050	0.00	367	0.00	2,050	0.00	2,050	0.00
Professional Services	95,982,565	0.00	23,209,264	0.00	95,982,565	0.00	6,113,335	0.00	94,982,565	0.00	94,982,565	0.00
Other Equipment	100	0.00	0	0.00	100	0.00	0	0.00	100	0.00	100	0.00
Equipment Lease Payments	15,000	0.00	11,829	0.00	15,000	0.00	5,505	0.00	15,000	0.00	15,000	0.00
Miscellaneous Expenses	3,500,000	0.00	2,956,810	0.00	3,500,000	0.00	4,518,065	0.00	3,500,000	0.00	3,500,000	0.00
Total EE	99,500,229	0.00	26,181,205	0.00	99,500,229	0.00	10,637,272	0.00	98,500,229	0.00	98,500,229	0.00
Program Disbursements	500,000	0.00	1,223,211	0.00	500,000	0.00	181,695	0.00	1,500,000	0.00	1,500,000	0.00
Total PSD	500,000	0.00	1,223,211	0.00	500,000	0.00	181,695	0.00	1,500,000	0.00	1,500,000	0.00
Grand Total	100,000,229	0.00	27,404,416	0.00	100,000,229	0.00	10,818,967	0.00	100,000,229	0.00	100,000,229	0.00

CORE DECISION ITEM

Office of Administration
Assigned Programs
CORE - Administrative Hearing Commission

Budget Unit 350079B
Bill Section 05.160

1. CORE FINANCIAL SUMMARY

	FY 2026 Department Request			
	GR	Federal	Other	Total
PS	1,245,012	0	234,074	1,479,086
EE	62,579	0	82,800	145,379
PSD	0	0	0	0
TRF	0	0	0	0
Total	1,307,591	0	316,874	1,624,465

FTE	15.79	0.00	2.71	18.50
------------	--------------	-------------	-------------	--------------

Est. Fringe	697,804	0	127,309	825,113
--------------------	---------	---	---------	---------

Note: Fringes budgeted in Appropriation Bill 5 except for certain fringes budgeted directly to MoDOT, Highway Patrol, and Conservation.

Other Funds: 1606:Missouri Veterans Health and Care Fund
 1818:Administrative Hearing Commission Educational Due P

	FY 2026 Governor's Recommended			
	GR	Federal	Other	Total
PS	1,245,012	0	234,074	1,479,086
EE	62,579	0	82,800	145,379
PSD	0	0	0	0
TRF	0	0	0	0
Total	1,307,591	0	316,874	1,624,465

FTE	15.79	0.00	2.71	18.50
------------	--------------	-------------	-------------	--------------

Est. Fringe	697,804	0	127,309	825,113
--------------------	---------	---	---------	---------

Note: Fringes budgeted in Appropriation Bill 5 except for certain fringes budgeted directly to MoDOT, Highway Patrol, and Conservation.

Other Funds: 1606:Missouri Veterans Health and Care Fund
 1818:Administrative Hearing Commission Educational Due P

2. CORE DESCRIPTION

The AHC provides neutral and independent hearing officers who conduct hearings and issue written decisions in disputes between a state agency or commission and a business or individual. The AHC's decisions may be appealed to judicial-branch courts. The AHC has authority in over a hundred areas, including: state income, sales, and withholding tax; discipline of professional licenses, as well as appeals of denials of those licenses; medical marijuana; Medicaid provider disputes; due process complaints under the federal Individuals with Disabilities Education Act (IDEA); limited appeals of state employee personnel matters; motor vehicle dealer licenses; decisions of certain commissions under the Missouri Department of Natural Resources; appeals of orders issued by the Missouri Ethics Commission; liquor control; fantasy sports licenses; motor carrier and railroad safety matters; and certain franchisor/franchisee disputes. On average, the AHC opens approximately 2000 cases per year.

3. PROGRAM LISTING (list programs included in this core funding)

Administrative Hearing Commission

CORE DECISION ITEM


**Office of Administration
Assigned Programs
CORE - Administrative Hearing Commission**

Budget Unit 350079B

Bill Section 05.160

4. FINANCIAL HISTORY

	FY 2022	FY 2023	FY 2024	FY 2025
	Actual	Actual	Actual	Current Yr. as of 1/27/25
Appropriations (All Funds)	1,379,648	1,463,891	1,578,602	1,624,465
Less Reverted (All Funds)	(33,030)	(35,173)	(38,069)	(39,227)
Less Restricted (All Funds)*	0	0	0	0
Less Transfers Out	0	0	0	0
Plus Transfers In	0	0	0	0
Budget Authority (All Funds)	1,346,618	1,428,718	1,540,533	1,585,238
Actual Expenditures (all Fund)	1,075,842	1,046,696	1,096,487	N/A
Unexpended (All Funds)	270,776	382,022	444,046	N/A
Unexpended by Fund:				
General Revenue	135,680	277,820	356,246	N/A
Federal	0	0	0	N/A
Other	135,096	104,202	87,800	N/A



*Restricted amount is as of

Reverted includes the statutory three-percent reserve amount (when applicable).

Restricted includes any Governor's Expenditure Restrictions which remained at the end of the fiscal year (when applicable).

CORE DECISION ITEM

Office of Administration
Assigned Programs
CORE - Administrative Hearing Commission

Budget Unit 350079B

Bill Section 05.160

5. CORE RECONCILIATION DETAIL

	Budget Class	FTE	GR	FED	OTHER	TOTAL	Explanation
TAFP After VETOES							
	PS	18.50	1,245,012	0	234,074	1,479,086	
	EE	0.00	62,579	0	82,800	145,379	
	PD	0.00	0	0	0	0	
	TRF	0.00	0	0	0	0	
	Total	18.50	1,307,591	0	316,874	1,624,465	
One-Times							
	PS	0.00	0	0	0	0	
	EE	0.00	0	0	0	0	
	PD	0.00	0	0	0	0	
	TRF	0.00	0	0	0	0	
	Total	0.00	0	0	0	0	
FY 26 Beginning Core							
	PS	18.50	1,245,012	0	234,074	1,479,086	
	EE	0.00	62,579	0	82,800	145,379	
	PD	0.00	0	0	0	0	
	TRF	0.00	0	0	0	0	
	Total	18.50	1,307,591	0	316,874	1,624,465	
Department Request Adjustments							

CORE DECISION ITEM

Office of Administration
Assigned Programs
CORE - Administrative Hearing Commission

Budget Unit 350079B
Bill Section 05.160

	Budget Class	FTE	GR	FED	OTHER	TOTAL	Explanation
Net Department Request Adjustments		0.00	0	0	0	0	
Department Request Core							
	PS	18.50	1,245,012	0	234,074	1,479,086	
	EE	0.00	62,579	0	82,800	145,379	
	PD	0.00	0	0	0	0	
	TRF	0.00	0	0	0	0	
	Total	18.50	1,307,591	0	316,874	1,624,465	
Governor's Recommended Core							
	PS	18.50	1,245,012	0	234,074	1,479,086	
	EE	0.00	62,579	0	82,800	145,379	
	PD	0.00	0	0	0	0	
	TRF	0.00	0	0	0	0	
	Total	18.50	1,307,591	0	316,874	1,624,465	

CORE DECISION ITEM

**Office of Administration
Assigned Programs
CORE - Administrative Hearing Commission**

Budget Unit 350079B

Bill Section 05.160

Summary of the Core by Expenditure Types

Account	FY24 Budget		FY24 Actual		FY25 Budget		FY25 Actual as of 1/27/25		FY26 DTREQ		FY26 GVREC	FY26 GVREC
	Dollars	FTE	Dollars	FTE	Dollars	FTE	Dollars	FTE	Dollars	FTE	Dollars	FTE
Regular Wages	1,433,223	18.50	0	0.00	0	0.00	0	0.00	0	0.00	0	0.00
Leave Payouts	0	0.00	3,392	0.00	0	0.00	1,565	0.00	0	0.00	0	0.00
Benefit Eligible Wages	0	0.00	1,034,946	13.12	1,479,086	18.50	644,155	7.62	1,479,086	18.50	1,479,086	18.50
Total PS	1,433,223	18.50	1,038,339	13.12	1,479,086	18.50	645,721	7.62	1,479,086	18.50	1,479,086	18.50
In State Travel	769	0.00	1,241	0.00	769	0.00	702	0.00	769	0.00	769	0.00
Supplies	35,200	0.00	42,296	0.00	35,200	0.00	12,196	0.00	35,200	0.00	35,200	0.00
Professional Development	5,695	0.00	4,324	0.00	5,695	0.00	571	0.00	5,695	0.00	5,695	0.00
Communications Services and Supplies	6,540	0.00	3,580	0.00	6,540	0.00	1,433	0.00	6,540	0.00	6,540	0.00
Professional Services	82,300	0.00	5,553	0.00	82,300	0.00	1,979	0.00	82,300	0.00	82,300	0.00
Maintenance and Repair Services	3,000	0.00	1,120	0.00	3,000	0.00	154	0.00	3,000	0.00	3,000	0.00
Office Equipment Expenses	4,725	0.00	0	0.00	4,725	0.00	0	0.00	4,725	0.00	4,725	0.00
Other Equipment	6,500	0.00	0	0.00	6,500	0.00	1,125	0.00	6,500	0.00	6,500	0.00
Building Lease Payments Operating	600	0.00	0	0.00	600	0.00	0	0.00	600	0.00	600	0.00
Miscellaneous Expenses	50	0.00	35	0.00	50	0.00	0	0.00	50	0.00	50	0.00
Total EE	145,379	0.00	58,148	0.00	145,379	0.00	18,159	0.00	145,379	0.00	145,379	0.00
Grand Total	1,578,602	18.50	1,096,487	13.12	1,624,465	18.50	663,880	7.62	1,624,465	18.50	1,624,465	18.50

CORE DECISION ITEM

**Office of Administration
Assigned Programs
CORE - Office of Child Advocate**

**Budget Unit 350080B
Bill Section 05.165**

1. CORE FINANCIAL SUMMARY

	FY 2026 Department Request			
	GR	Federal	Other	Total
PS	405,038	161,446	0	566,484
EE	23,922	15,159	0	39,081
PSD	0	0	0	0
TRF	0	0	0	0
Total	428,960	176,605	0	605,565

FTE	5.70	2.30	0.00	8.00
------------	-------------	-------------	-------------	-------------

Est. Fringe	0	0	0	0
--------------------	---	---	---	---

Note: Fringes budgeted in Appropriation Bill 5 except for certain fringes budgeted directly to MoDOT, Highway Patrol, and Conservation.

Federal Funds: 1135:Office of Administration Federal and Other

	FY 2026 Governor's Recommended			
	GR	Federal	Other	Total
PS	405,038	161,446	0	566,484
EE	23,922	15,159	0	39,081
PSD	0	0	0	0
TRF	0	0	0	0
Total	428,960	176,605	0	605,565

FTE	5.70	2.30	0.00	8.00
------------	-------------	-------------	-------------	-------------

Est. Fringe	0	0	0	0
--------------------	---	---	---	---

Note: Fringes budgeted in Appropriation Bill 5 except for certain fringes budgeted directly to MoDOT, Highway Patrol, and Conservation.

Federal Funds: 1135:Office of Administration Federal and Other

2. CORE DESCRIPTION

The Office of Child Advocate provides families and citizens an avenue through which they can obtain an independent and impartial review of the decisions and/or actions made by the Department of Social Services, Children's Division. The main duties of the Office of Child Advocate are: (1) review foster care cases; (2) review unsubstantiated hotline investigations; (3) mediate between parents and schools regarding abuse allegations that occur in a school setting; (4) review child fatalities when there is a history of child abuse and neglect concerns or involvement with Children's Division; (5) intervene on behalf of a child during judicial proceedings; (6) review policy and procedures of Children's Division, the Juvenile Office, and guardian ad litem within a county; (7) increase knowledge of professionals and the general public regarding child welfare and (8) provide information and referrals for families needing resources.

3. PROGRAM LISTING (list programs included in this core funding)

Child Advocacy

CORE DECISION ITEM

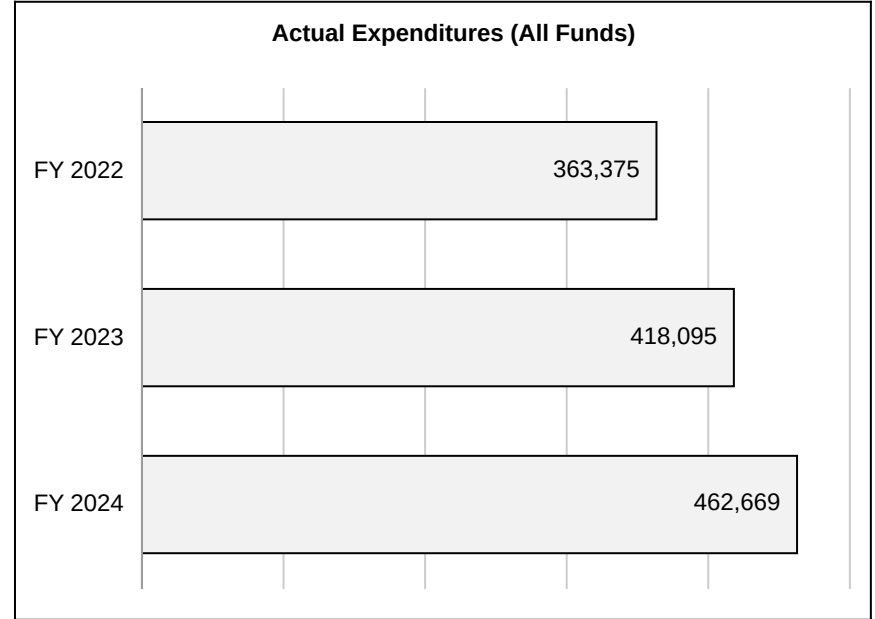
**Office of Administration
Assigned Programs
CORE - Office of Child Advocate**

Budget Unit 350080B

Bill Section 05.165

4. FINANCIAL HISTORY

	FY 2022	FY 2023	FY 2024	FY 2025
	Actual	Actual	Actual	Current Yr. as of 1/27/25
Appropriations (All Funds)	396,189	473,138	512,330	609,895
Less Reverted (All Funds)	(7,382)	(9,422)	(10,222)	(12,999)
Less Restricted (All Funds)*	0	0	0	0
Less Transfers Out	(6,000)	(6,000)	0	0
Plus Transfers In	6,000	6,000	0	0
Budget Authority (All Funds)	388,807	463,716	502,108	596,896
Actual Expenditures (all Fund)	363,375	418,095	462,669	N/A
Unexpended (All Funds)	25,432	45,621	39,439	N/A
Unexpended by Fund:				
General Revenue	20,093	24,452	21,272	N/A
Federal	5,339	21,169	18,168	N/A
Other	0	0	0	N/A



*Restricted amount is as of

Reverted includes the statutory three-percent reserve amount (when applicable).

Restricted includes any Governor's Expenditure Restrictions which remained at the end of the fiscal year (when applicable).

CORE DECISION ITEM

Office of Administration
Assigned Programs
CORE - Office of Child Advocate

Budget Unit 350080B

Bill Section 05.165

5. CORE RECONCILIATION DETAIL

	Budget Class	FTE	GR	FED	OTHER	TOTAL	Explanation
TAFP After VETOES							
	PS	8.00	405,038	161,446	0	566,484	
	EE	0.00	28,252	15,159	0	43,411	
	PD	0.00	0	0	0	0	
	TRF	0.00	0	0	0	0	
	Total	8.00	433,290	176,605	0	609,895	
One-Times							
	PS	0.00	0	0	0	0	
	EE	0.00	(4,330)	0	0	(4,330)	
	PD	0.00	0	0	0	0	
	TRF	0.00	0	0	0	0	
	Total	0.00	(4,330)	0	0	(4,330)	
FY 26 Beginning Core							
	PS	8.00	405,038	161,446	0	566,484	
	EE	0.00	23,922	15,159	0	39,081	
	PD	0.00	0	0	0	0	
	TRF	0.00	0	0	0	0	
	Total	8.00	428,960	176,605	0	605,565	
Department Request Adjustments							

CORE DECISION ITEM

Office of Administration
Assigned Programs
CORE - Office of Child Advocate

Budget Unit 350080B

Bill Section 05.165

	Budget Class	FTE	GR	FED	OTHER	TOTAL	Explanation
Net Department Request Adjustments		0.00	0	0	0	0	
Department Request Core							
	PS	8.00	405,038	161,446	0	566,484	
	EE	0.00	23,922	15,159	0	39,081	
	PD	0.00	0	0	0	0	
	TRF	0.00	0	0	0	0	
	Total	8.00	428,960	176,605	0	605,565	
Governor's Recommended Core							
	PS	8.00	405,038	161,446	0	566,484	
	EE	0.00	23,922	15,159	0	39,081	
	PD	0.00	0	0	0	0	
	TRF	0.00	0	0	0	0	
	Total	8.00	428,960	176,605	0	605,565	

CORE DECISION ITEM

**Office of Administration
Assigned Programs
CORE - Office of Child Advocate**

Budget Unit 350080B

Bill Section 05.165

Summary of the Core by Expenditure Types

Account	FY24 Budget		FY24 Actual		FY25 Budget		FY25 Actual as of 1/27/25		FY26 DTREQ		FY26 GVREC	FY26 GVREC
	Dollars	FTE	Dollars	FTE	Dollars	FTE	Dollars	FTE	Dollars	FTE	Dollars	FTE
Regular Wages	488,919	7.00	0	0.00	0	0.00	0	0.00	0	0.00	0	0.00
Leave Payouts	0	0.00	15,364	0.00	0	0.00	565	0.00	0	0.00	0	0.00
Benefit Eligible Wages	0	0.00	427,366	6.84	566,484	8.00	222,916	3.48	566,484	8.00	566,484	8.00
Total PS	488,919	7.00	442,729	6.84	566,484	8.00	223,481	3.48	566,484	8.00	566,484	8.00
In State Travel	8,916	0.00	7,627	0.00	17,916	0.00	4,827	0.00	17,916	0.00	17,916	0.00
Out of State Travel	0	0.00	0	0.00	0	0.00	1,256	0.00	0	0.00	0	0.00
Supplies	2,500	0.00	2,213	0.00	2,500	0.00	1,344	0.00	2,500	0.00	2,500	0.00
Professional Development	1,487	0.00	2,628	0.00	5,487	0.00	0	0.00	5,487	0.00	5,487	0.00
Communications Services and Supplies	3,400	0.00	3,931	0.00	4,570	0.00	1,107	0.00	4,570	0.00	4,570	0.00
Professional Services	6,000	0.00	3,059	0.00	7,000	0.00	1,100	0.00	7,000	0.00	7,000	0.00
Maintenance and Repair Services	74	0.00	0	0.00	74	0.00	0	0.00	74	0.00	74	0.00
Computer Equipment	0	0.00	0	0.00	2,500	0.00	0	0.00	0	0.00	0	0.00
Office Equipment Expenses	250	0.00	100	0.00	2,580	0.00	355	0.00	750	0.00	750	0.00
Building Lease Payments Operating	684	0.00	381	0.00	684	0.00	0	0.00	684	0.00	684	0.00
Miscellaneous Expenses	100	0.00	0	0.00	100	0.00	0	0.00	100	0.00	100	0.00
Total EE	23,411	0.00	19,939	0.00	43,411	0.00	9,989	0.00	39,081	0.00	39,081	0.00
Grand Total	512,330	7.00	462,669	6.84	609,895	8.00	233,470	3.48	605,565	8.00	605,565	8.00

CORE DECISION ITEM

Office of Administration
Assigned Programs
CORE - Children's Trust Fund

Budget Unit 350082B
Bill Section 05.170

1. CORE FINANCIAL SUMMARY

	FY 2026 Department Request			
	GR	Federal	Other	Total
PS	0	0	422,864	422,864
EE	0	0	212,803	212,803
PSD	0	0	1,000	1,000
TRF	0	0	0	0
Total	0	0	636,667	636,667

FTE	0.00	0.00	6.00	6.00
------------	-------------	-------------	-------------	-------------

Est. Fringe	0	0	0	0
--------------------	---	---	---	---

Note: Fringes budgeted in Appropriation Bill 5 except for certain fringes budgeted directly to MoDOT, Highway Patrol, and Conservation.

Other Funds: 1694:Childrens Trust Fund

	FY 2026 Governor's Recommended			
	GR	Federal	Other	Total
PS	0	0	422,864	422,864
EE	0	0	212,803	212,803
PSD	0	0	1,000	1,000
TRF	0	0	0	0
Total	0	0	636,667	636,667

FTE	0.00	0.00	6.00	6.00
------------	-------------	-------------	-------------	-------------

Est. Fringe	0	0	0	0
--------------------	---	---	---	---

Note: Fringes budgeted in Appropriation Bill 5 except for certain fringes budgeted directly to MoDOT, Highway Patrol, and Conservation.

Other Funds: 1694:Childrens Trust Fund

2. CORE DESCRIPTION

The Children's Trust Fund (CTF) is a quasi-governmental organization with a 501 c(3) designation that works to prevent child abuse and neglect through grant distribution, public education, awareness, and training. CTF was established by state statute in 1983 as a public-private partnership governed by a 17-member Board of Directors, including two members of the House of Representatives and two members of the Senate. Unique in its origin and mission, CTF is the only state agency to receive public and private revenue funding for the specific purpose of child abuse and neglect prevention. Funding is obtained from dedicated fees on marriage licenses and vital records, voluntary contributions designated on Missouri state income tax returns, sales of the specialty CTF prevent child abuse license plate, general donations, interest income from the Fund, and other grants. CTF funded programs include home visiting services for high-risk families with an outcomes-based funding structure, child sexual abuse prevention, child care planning, child fatality prevention, including distribution of cribs and safe sleep education, public education to prevent child abuse and support parents and caregivers and a responsive program addressing community-identified needs.

3. PROGRAM LISTING (list programs included in this core funding)

Prevention of child abuse and neglect

CORE DECISION ITEM

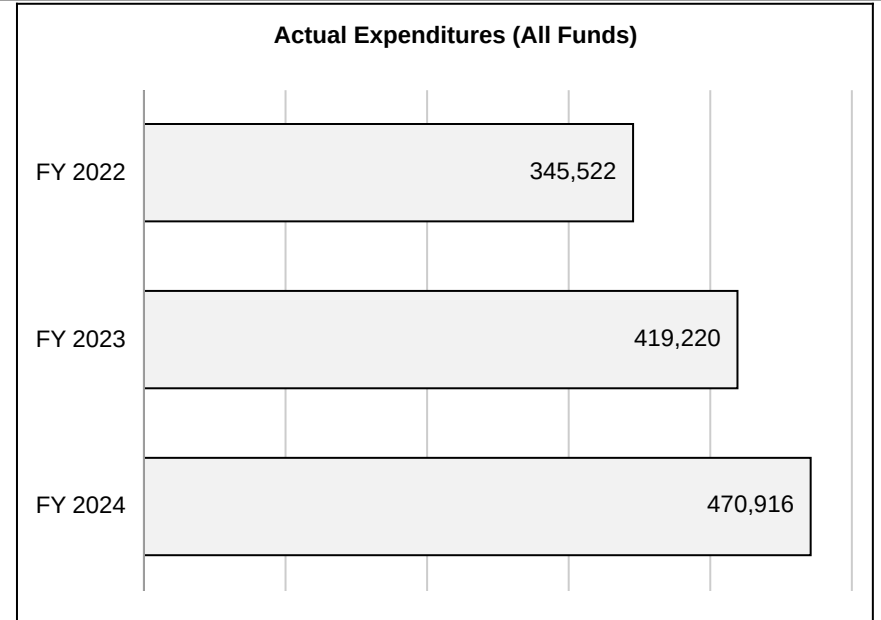
**Office of Administration
Assigned Programs
CORE - Children's Trust Fund**

Budget Unit 350082B

Bill Section 05.170

4. FINANCIAL HISTORY

	FY 2022	FY 2023	FY 2024	FY 2025
	Actual	Actual	Actual	Current Yr. as of 1/27/25
Appropriations (All Funds)	408,736	432,688	623,555	636,667
Less Reverted (All Funds)	0	0	0	0
Less Restricted (All Funds)*	0	0	0	0
Less Transfers Out	0	0	0	0
Plus Transfers In	0	0	0	0
Budget Authority (All Funds)	408,736	432,688	623,555	636,667
Actual Expenditures (all Fund)	345,522	419,220	470,916	N/A
Unexpended (All Funds)	63,214	13,468	152,639	N/A
Unexpended by Fund:				
General Revenue	0	0	0	N/A
Federal	0	0	6,549	N/A
Other	63,214	13,468	146,090	N/A



*Restricted amount is as of

Reverted includes the statutory three-percent reserve amount (when applicable).

Restricted includes any Governor's Expenditure Restrictions which remained at the end of the fiscal year (when applicable).

CORE DECISION ITEM

Office of Administration
Assigned Programs
CORE - Children's Trust Fund

Budget Unit 350082B

Bill Section 05.170

5. CORE RECONCILIATION DETAIL

	Budget Class	FTE	GR	FED	OTHER	TOTAL	Explanation
TAFP After VETOES							
	PS	6.00	0	0	422,864	422,864	
	EE	0.00	0	0	212,803	212,803	
	PD	0.00	0	0	1,000	1,000	
	TRF	0.00	0	0	0	0	
	Total	6.00	0	0	636,667	636,667	
One-Times							
	PS	0.00	0	0	0	0	
	EE	0.00	0	0	0	0	
	PD	0.00	0	0	0	0	
	TRF	0.00	0	0	0	0	
	Total	0.00	0	0	0	0	
FY 26 Beginning Core							
	PS	6.00	0	0	422,864	422,864	
	EE	0.00	0	0	212,803	212,803	
	PD	0.00	0	0	1,000	1,000	
	TRF	0.00	0	0	0	0	
	Total	6.00	0	0	636,667	636,667	
Department Request Adjustments							

CORE DECISION ITEM

Office of Administration
Assigned Programs
CORE - Children's Trust Fund

Budget Unit 350082B

Bill Section 05.170

			Budget Class	FTE	GR	FED	OTHER	TOTAL	Explanation
Core Reallocation	CRA.35B.008	18372	EE	0.00	0	0	0	0	Core reallocation to better align CTF E&E BOBCs with planned spending
Net Department Request Adjustments				0.00	0	0	0	0	
Department Request Core									
			PS	6.00	0	0	422,864	422,864	
			EE	0.00	0	0	212,803	212,803	
			PD	0.00	0	0	1,000	1,000	
			TRF	0.00	0	0	0	0	
			Total	6.00	0	0	636,667	636,667	
Governor's Recommended Core									
			PS	6.00	0	0	422,864	422,864	
			EE	0.00	0	0	212,803	212,803	
			PD	0.00	0	0	1,000	1,000	
			TRF	0.00	0	0	0	0	
			Total	6.00	0	0	636,667	636,667	

CORE DECISION ITEM

**Office of Administration
Assigned Programs
CORE - Children's Trust Fund**

Budget Unit 350082B

Bill Section 05.170

Summary of the Core by Expenditure Types

Account	FY24 Budget		FY24 Actual		FY25 Budget		FY25 Actual as of 1/27/25		FY26 DTREQ		FY26 GVREC	FY26 GVREC
	Dollars	FTE	Dollars	FTE	Dollars	FTE	Dollars	FTE	Dollars	FTE	Dollars	FTE
Regular Wages	409,752	6.00	0	0.00	0	0.00	0	0.00	0	0.00	0	0.00
Leave Payouts	0	0.00	0	0.00	0	0.00	1,479	0.00	0	0.00	0	0.00
Benefit Eligible Wages	0	0.00	398,783	6.00	422,864	6.00	192,381	2.78	422,864	6.00	422,864	6.00
Total PS	409,752	6.00	398,783	6.00	422,864	6.00	193,860	2.78	422,864	6.00	422,864	6.00
In State Travel	12,046	0.00	5,468	0.00	13,000	0.00	5,447	0.00	13,000	0.00	13,000	0.00
Out of State Travel	12,757	0.00	7,072	0.00	13,000	0.00	1,611	0.00	13,000	0.00	13,000	0.00
Supplies	7,000	0.00	6,792	0.00	8,500	0.00	6,239	0.00	8,500	0.00	8,500	0.00
Professional Development	9,000	0.00	11,313	0.00	9,000	0.00	6,730	0.00	10,000	0.00	10,000	0.00
Communications Services and Supplies	5,000	0.00	2,046	0.00	5,000	0.00	1,085	0.00	5,000	0.00	5,000	0.00
Professional Services	140,000	0.00	36,579	0.00	135,303	0.00	5,906	0.00	134,303	0.00	134,303	0.00
Maintenance and Repair Services	2,000	0.00	280	0.00	1,000	0.00	80	0.00	1,000	0.00	1,000	0.00
Office Equipment Expenses	10,000	0.00	93	0.00	13,000	0.00	30	0.00	13,000	0.00	13,000	0.00
Other Equipment	2,000	0.00	392	0.00	2,000	0.00	0	0.00	2,000	0.00	2,000	0.00
Building Lease Payments Operating	4,000	0.00	0	0.00	4,000	0.00	500	0.00	4,000	0.00	4,000	0.00
Equipment Lease Payments	1,000	0.00	0	0.00	1,000	0.00	0	0.00	1,000	0.00	1,000	0.00
Miscellaneous Expenses	8,000	0.00	2,099	0.00	8,000	0.00	534	0.00	8,000	0.00	8,000	0.00
Total EE	212,803	0.00	72,133	0.00	212,803	0.00	28,162	0.00	212,803	0.00	212,803	0.00
Refunds Expense	1,000	0.00	0	0.00	1,000	0.00	0	0.00	1,000	0.00	1,000	0.00
Total PSD	1,000	0.00	0	0.00	1,000	0.00	0	0.00	1,000	0.00	1,000	0.00

CORE DECISION ITEM

Office of Administration
Assigned Programs
CORE - Children's Trust Fund

Budget Unit 350082B

Bill Section 05.170

Account	FY24 Budget		FY24 Actual		FY25 Budget		FY25 Actual as of 1/27/25		FY26 DTREQ		FY26 GVREC	FY26 GVREC
	Dollars	FTE	Dollars	FTE	Dollars	FTE	Dollars	FTE	Dollars	FTE	Dollars	FTE
Grand Total	623,555	6.00	470,916	6.00	636,667	6.00	222,022	2.78	636,667	6.00	636,667	6.00

NEW DECISION ITEM

RANK: 022 OF

**Office of Administration
Assigned Programs
CTF In Lieu of Services
DI# NOP.GV.110**

Budget Unit 350082B

Bill Section 5.170

1. AMOUNT OF REQUEST

	FY 2026 Department Request			
	GR	Federal	Other	Total
PS	0	0	0	0
EE	0	0	0	0
PSD	0	0	0	0
TRF	0	0	0	0
Total	0	0	0	0
FTE	0.00	0.00	0.00	0.00
Est. Fringe	0	0	0	0

Note: Fringes budgeted in Appropriation Bill 5 except for certain fringes budgeted directly to MoDOT, Highway Patrol, and Conservation.

	FY 2026 Governor's Recommended			
	GR	Federal	Other	Total
PS	0	0	80,000	80,000
EE	0	0	0	0
PSD	0	1,065,600	0	1,065,600
TRF	0	0	0	0
Total	0	1,065,600	80,000	1,145,600
FTE	0.00	0.00	1.00	1.00
Est. Fringe	0	0	0	0

Note: Fringes budgeted in Appropriation Bill 5 except for certain fringes budgeted directly to MoDOT, Highway Patrol, and Conservation.

Federal Funds: 1135:Office of Administration Federal and Other
Other Funds: 1694:Childrens Trust Fund

2. THIS REQUEST CAN BE CATEGORIZED AS:

New Program

3. WHY IS THIS FUNDING NEEDED? PROVIDE AN EXPLANATION FOR ITEMS CHECKED IN #2. INCLUDE THE FEDERAL OR STATE STATUTORY OR CONSTITUTIONAL AUTHORIZATION FOR THIS PROGRAM.

The Children's Trust Fund (CTF) is in negotiations with MO HealthNet and the state's three managed care organizations (MCOs) to create an all-plan "In Lieu of Services" to provide evidence-based home visiting services to pregnant and postpartum women and their children. An "In Lieu of Services" is an alternative service or setting that is a medically appropriate and cost-effective substitute for a covered service or setting under the Medicaid State Plan. CTF states home visiting services and models have strong evidence that they improve maternal, infant and child health, safety and well-being.

NEW DECISION ITEM

RANK: 022 OF

Office of Administration
Assigned Programs
CTF In Lieu of Services
DI# NOP.GV.110

Budget Unit 350082B

Bill Section 5.170

4. DESCRIBE THE DETAILED ASSUMPTIONS USED TO DERIVE THE SPECIFIC REQUESTED AMOUNT. (How did you determine that the requested number of FTE were appropriate? From what source or standard did you derive the requested levels of funding? Were alternatives such as outsourcing or automation considered? If based on new legislation, does request tie to TAFP fiscal note? If not, explain why. Detail which portions of the request are one-times and how those amounts were calculated.)

5. BREAK DOWN THE REQUEST BY BUDGET ACCOUNT CLASS, JOB CLASS, AND FUND SOURCE. IDENTIFY ONE-TIME COSTS.

Budget Account Class/Job Class	DTREQ GR DOLLAR	DTREQ GR FTE	DTREQ FED DOLLAR	DTREQ FED FTE	DTREQ OTHER DOLLAR	DTREQ OTHER FTE	DTREQ TOTAL DOLLAR	DTREQ TOTAL FTE	DTREQ One-Time DOLLARS
Total PS	0	0.00	0	0.00	0	0.00	0	0.00	0
Total EE	0		0		0		0		0
Total PSD	0		0		0		0		0
Total TRF	0		0		0		0		0
Grand Total	0	0.00	0	0.00	0	0.00	0	0.00	0
Budget Account Class/Job Class	GVREC GR DOLLAR	GVREC GR FTE	GVREC FED DOLLAR	GVREC FED FTE	GVREC OTHER DOLLAR	GVREC OTHER FTE	GVREC TOTAL DOLLAR	GVREC TOTAL FTE	GVREC One-Time DOLLARS
009878 - PRINCIPAL ASST BOARD/COMMISSON	0	0.00	0	0.00	80,000	1.00	80,000	1.00	0
Total PS	0	0.00	0	0.00	80,000	1.00	80,000	1.00	0
Total EE	0		0		0		0		0
680ZZZ:Program Disbursements	0		1,065,600		0		1,065,600		0
Total PSD	0		1,065,600		0		1,065,600		0
Total TRF	0		0		0		0		0

NEW DECISION ITEM

RANK: 022 OF

**Office of Administration
Assigned Programs
CTF In Lieu of Services
DI# NOP.GV.110**

Budget Unit 350082B

Bill Section 5.170

Budget Account Class/Job Class	GVREC GR DOLLAR	GVREC GR FTE	GVREC FED DOLLAR	GVREC FED FTE	GVREC OTHER DOLLAR	GVREC OTHER FTE	GVREC TOTAL DOLLAR	GVREC TOTAL FTE	GVREC One-Time DOLLARS
Grand Total	0	0.00	1,065,600	0.00	80,000	1.00	1,145,600	1.00	0

CORE DECISION ITEM

Office of Administration
Assigned Programs
CORE - CTF Program Distribution

Budget Unit 350083B
Bill Section 05.170

1. CORE FINANCIAL SUMMARY

	FY 2026 Department Request			
	GR	Federal	Other	Total
PS	0	0	0	0
EE	0	250,000	800,000	1,050,000
PSD	0	1,750,000	3,400,000	5,150,000
TRF	0	0	0	0
Total	0	2,000,000	4,200,000	6,200,000

FTE **0.00** **0.00** **0.00** **0.00**

Est. Fringe	0	0	0	0
--------------------	---	---	---	---

Note: Fringes budgeted in Appropriation Bill 5 except for certain fringes budgeted directly to MoDOT, Highway Patrol, and Conservation.

Federal Funds: 2445:Office of Administration Federal Stimulus 2021 Fund
Other Funds: 1694:Childrens Trust Fund

	FY 2026 Governor's Recommended			
	GR	Federal	Other	Total
PS	0	0	0	0
EE	0	250,000	800,000	1,050,000
PSD	0	1,750,000	3,400,000	5,150,000
TRF	0	0	0	0
Total	0	2,000,000	4,200,000	6,200,000

FTE **0.00** **0.00** **0.00** **0.00**

Est. Fringe	0	0	0	0
--------------------	---	---	---	---

Note: Fringes budgeted in Appropriation Bill 5 except for certain fringes budgeted directly to MoDOT, Highway Patrol, and Conservation.

Federal Funds: 2445:Office of Administration Federal Stimulus 2021 Fund
Other Funds: 1694:Childrens Trust Fund

2. CORE DESCRIPTION

The Children's Trust Fund (CTF) is a quasi-governmental organization with a 501 c(3) designation that works to prevent child abuse and neglect through grant distribution, public education, awareness, and training. CTF was established by state statute in 1983 as a public-private partnership governed by a 17-member Board of Directors, including two members of the House of Representatives and two members of the Senate. Unique in its origin and mission, CTF is the only state agency to receive public and private revenue funding for the specific purpose of child abuse and neglect prevention. Funding is obtained from dedicated fees on marriage licenses and vital records, voluntary contributions designated on Missouri state income tax returns, sales of the specialty CTF prevent child abuse license plate, general donations, interest income from the Fund, and other grants. CTF funded programs include home visiting services for high-risk families with an outcomes-based funding structure, child sexual abuse prevention, child care planning, child fatality prevention, including distribution of cribs and safe sleep education, public education to prevent child abuse and support parents and caregivers and a responsive program addressing community-identified needs.

3. PROGRAM LISTING (list programs included in this core funding)

Prevention of child abuse and neglect and strengthening families through grant distribution, education, public awareness and partnerships.

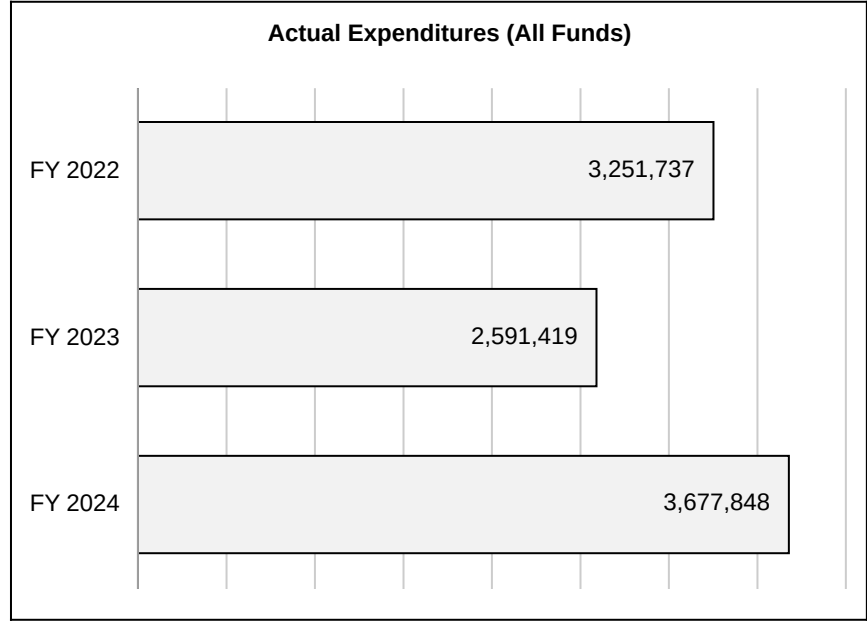
CORE DECISION ITEM

**Office of Administration
Assigned Programs
CORE - CTF Program Distribution**

**Budget Unit 350083B
Bill Section 05.170**

4. FINANCIAL HISTORY

	FY 2022	FY 2023	FY 2024	FY 2025
	Actual	Actual	Actual	Current Yr. as of 1/27/25
Appropriations (All Funds)	3,800,000	5,858,025	6,200,000	6,200,000
Less Reverted (All Funds)	0	0	0	0
Less Restricted (All Funds)*	0	0	0	0
Less Transfers Out	0	0	(351,032)	(148,371)
Plus Transfers In	0	0	351,032	148,371
Budget Authority (All Funds)	3,800,000	5,858,025	6,200,000	6,200,000
Actual Expenditures (all Fund)	3,251,737	2,591,419	3,677,848	N/A
Unexpended (All Funds)	548,263	3,266,606	2,522,152	N/A
Unexpended by Fund:				
General Revenue	0	0	0	N/A
Federal	5,000	1,400,570	468,034	N/A
Other	543,263	1,866,036	2,054,118	N/A



*Restricted amount is as of

Reverted includes the statutory three-percent reserve amount (when applicable).

Restricted includes any Governor's Expenditure Restrictions which remained at the end of the fiscal year (when applicable).

CORE DECISION ITEM

Office of Administration
Assigned Programs
CORE - CTF Program Distribution

Budget Unit 350083B

Bill Section 05.170

5. CORE RECONCILIATION DETAIL

	Budget Class	FTE	GR	FED	OTHER	TOTAL	Explanation
TAFP After VETOES							
	PS	0.00	0	0	0	0	
	EE	0.00	0	250,000	800,000	1,050,000	
	PD	0.00	0	1,750,000	3,400,000	5,150,000	
	TRF	0.00	0	0	0	0	
	Total	0.00	0	2,000,000	4,200,000	6,200,000	
One-Times							
	PS	0.00	0	0	0	0	
	EE	0.00	0	0	0	0	
	PD	0.00	0	0	0	0	
	TRF	0.00	0	0	0	0	
	Total	0.00	0	0	0	0	
FY 26 Beginning Core							
	PS	0.00	0	0	0	0	
	EE	0.00	0	250,000	800,000	1,050,000	
	PD	0.00	0	1,750,000	3,400,000	5,150,000	
	TRF	0.00	0	0	0	0	
	Total	0.00	0	2,000,000	4,200,000	6,200,000	
Department Request Adjustments							

CORE DECISION ITEM

Office of Administration
Assigned Programs
CORE - CTF Program Distribution

Budget Unit 350083B

Bill Section 05.170

	Budget Class	FTE	GR	FED	OTHER	TOTAL	Explanation
Net Department Request Adjustments		0.00	0	0	0	0	
Department Request Core							
	PS	0.00	0	0	0	0	
	EE	0.00	0	250,000	800,000	1,050,000	
	PD	0.00	0	1,750,000	3,400,000	5,150,000	
	TRF	0.00	0	0	0	0	
	Total	0.00	0	2,000,000	4,200,000	6,200,000	
Governor's Recommended Core							
	PS	0.00	0	0	0	0	
	EE	0.00	0	250,000	800,000	1,050,000	
	PD	0.00	0	1,750,000	3,400,000	5,150,000	
	TRF	0.00	0	0	0	0	
	Total	0.00	0	2,000,000	4,200,000	6,200,000	

CORE DECISION ITEM

Office of Administration
Assigned Programs
CORE - CTF Program Distribution

Budget Unit 350083B

Bill Section 05.170

Summary of the Core by Expenditure Types

Account	FY24 Budget		FY24 Actual		FY25 Budget		FY25 Actual as of 1/27/25		FY26 DTREQ		FY26 GVREC	FY26 GVREC
	Dollars	FTE	Dollars	FTE	Dollars	FTE	Dollars	FTE	Dollars	FTE	Dollars	FTE
In State Travel	6,000	0.00	0	0.00	6,000	0.00	213	0.00	6,000	0.00	6,000	0.00
Out of State Travel	6,700	0.00	4,559	0.00	6,700	0.00	4,074	0.00	6,700	0.00	6,700	0.00
Supplies	1,000	0.00	1,252	0.00	2,000	0.00	836	0.00	2,000	0.00	2,000	0.00
Professional Development	0	0.00	0	0.00	500	0.00	0	0.00	500	0.00	500	0.00
Professional Services	1,029,000	0.00	978,418	0.00	1,027,000	0.00	270,752	0.00	1,027,000	0.00	1,027,000	0.00
Maintenance and Repair Services	300	0.00	120	0.00	300	0.00	0	0.00	300	0.00	300	0.00
Other Equipment	1,000	0.00	28,596	0.00	500	0.00	151	0.00	500	0.00	500	0.00
Building Lease Payments Operating	1,000	0.00	5,725	0.00	2,000	0.00	0	0.00	2,000	0.00	2,000	0.00
Miscellaneous Expenses	5,000	0.00	1,715	0.00	5,000	0.00	0	0.00	5,000	0.00	5,000	0.00
Total EE	1,050,000	0.00	1,020,385	0.00	1,050,000	0.00	276,027	0.00	1,050,000	0.00	1,050,000	0.00
Program Disbursements	5,150,000	0.00	2,657,463	0.00	5,150,000	0.00	1,271,798	0.00	5,150,000	0.00	5,150,000	0.00
Total PSD	5,150,000	0.00	2,657,463	0.00	5,150,000	0.00	1,271,798	0.00	5,150,000	0.00	5,150,000	0.00
Grand Total	6,200,000	0.00	3,677,848	0.00	6,200,000	0.00	1,547,825	0.00	6,200,000	0.00	6,200,000	0.00

CORE DECISION ITEM

Office of Administration
Assigned Programs
CORE - CTF Community Based Grants

Budget Unit 350081B
Bill Section 05.170

1. CORE FINANCIAL SUMMARY

	FY 2026 Department Request			
	GR	Federal	Other	Total
PS	0	0	0	0
EE	56,000	0	0	56,000
PSD	444,000	0	0	444,000
TRF	0	0	0	0
Total	500,000	0	0	500,000

FTE	0.00	0.00	0.00	0.00
------------	-------------	-------------	-------------	-------------

Est. Fringe	0	0	0	0
--------------------	---	---	---	---

Note: Fringes budgeted in Appropriation Bill 5 except for certain fringes budgeted directly to MoDOT, Highway Patrol, and Conservation.

	FY 2026 Governor's Recommended			
	GR	Federal	Other	Total
PS	0	0	0	0
EE	56,000	0	0	56,000
PSD	444,000	0	0	444,000
TRF	0	0	0	0
Total	500,000	0	0	500,000

FTE	0.00	0.00	0.00	0.00
------------	-------------	-------------	-------------	-------------

Est. Fringe	0	0	0	0
--------------------	---	---	---	---

Note: Fringes budgeted in Appropriation Bill 5 except for certain fringes budgeted directly to MoDOT, Highway Patrol, and Conservation.

2. CORE DESCRIPTION

The Children's Trust Fund (CTF) is a quasi-governmental organization with a 501 c(3) designation that works to prevent child abuse and neglect through grant distribution, public education, awareness, and training. CTF was established by state statute in 1983 as a public-private partnership governed by a 17-member Board of Directors, including two members of the House of Representatives and two members of the Senate. Unique in its origin and mission, CTF is the only state agency to receive public and private revenue funding for the specific purpose of child abuse and neglect prevention. Funding is obtained from dedicated fees on marriage licenses and vital records, voluntary contributions designated on Missouri state income tax returns, sales of the specialty CTF prevent child abuse license plate, general donations, interest income from the Fund, and other grants. CTF funded programs include home visiting services for high-risk families with an outcomes-based funding structure, child sexual abuse prevention, childcare planning, child fatality prevention, including distribution of cribs and safe sleep education, public education to prevent child abuse and support parents and caregivers and a responsive program addressing community-identified needs. These funds are specific to community-based grants to prevent child sexual abuse.

3. PROGRAM LISTING (list programs included in this core funding)

CORE DECISION ITEM

Office of Administration

Budget Unit 350081B

Assigned Programs

CORE - CTF Community Based Grants

Bill Section 05.170

These funds support community-based child sexual abuse prevention initiatives in areas with high rates of reported child sexual abuse and training and technical assistance to communities wanting to expand sexual abuse prevention efforts. The community initiatives will utilize multiple strategies/programs to reduce child sexual abuse, including education programs for adults (e.g., Stewards of Children), education programs for children and youth (e.g., Child Safety Matters), prevention training and consultation services for youth-serving organizations (e.g., Awareness to Action Missouri), and evidence-based treatment programs for youth with problematic sexual behavior (e.g., Problematic Sexual Behavior – Cognitive-Behavioral Therapy).

CORE DECISION ITEM

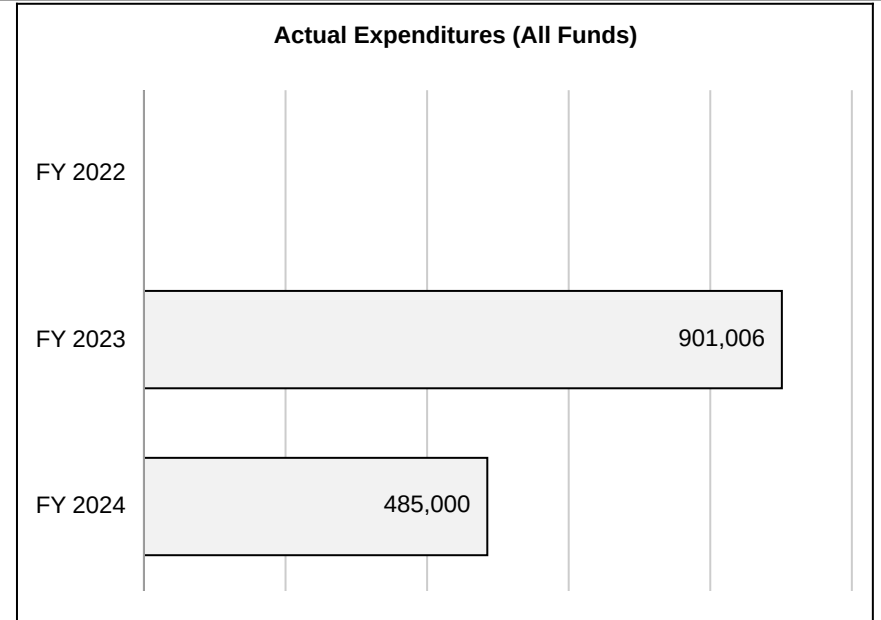
**Office of Administration
Assigned Programs
CORE - CTF Community Based Grants**

Budget Unit 350081B

Bill Section 05.170

4. FINANCIAL HISTORY

	FY 2022	FY 2023	FY 2024	FY 2025
	Actual	Actual	Actual	Current Yr. as of 1/27/25
Appropriations (All Funds)	0	1,000,000	500,000	500,000
Less Reverted (All Funds)	0	(30,000)	(15,000)	(15,000)
Less Restricted (All Funds)*	0	0	0	0
Less Transfers Out	0	0	0	0
Plus Transfers In	0	0	0	0
Budget Authority (All Funds)	0	970,000	485,000	485,000
Actual Expenditures (all Fund)	0	901,006	485,000	N/A
Unexpended (All Funds)	0	68,994	0	N/A
Unexpended by Fund:				
General Revenue	0	68,994	0	N/A
Federal	0	0	0	N/A
Other	0	0	0	N/A



*Restricted amount is as of

Reverted includes the statutory three-percent reserve amount (when applicable).

Restricted includes any Governor's Expenditure Restrictions which remained at the end of the fiscal year (when applicable).

CORE DECISION ITEM

Office of Administration
Assigned Programs
CORE - CTF Community Based Grants

Budget Unit 350081B

Bill Section 05.170

5. CORE RECONCILIATION DETAIL

	Budget Class	FTE	GR	FED	OTHER	TOTAL	Explanation
TAFP After VETOES							
	PS	0.00	0	0	0	0	
	EE	0.00	50,000	0	0	50,000	
	PD	0.00	450,000	0	0	450,000	
	TRF	0.00	0	0	0	0	
	Total	0.00	500,000	0	0	500,000	
One-Times							
	PS	0.00	0	0	0	0	
	EE	0.00	0	0	0	0	
	PD	0.00	0	0	0	0	
	TRF	0.00	0	0	0	0	
	Total	0.00	0	0	0	0	
FY 26 Beginning Core							
	PS	0.00	0	0	0	0	
	EE	0.00	50,000	0	0	50,000	
	PD	0.00	450,000	0	0	450,000	
	TRF	0.00	0	0	0	0	
	Total	0.00	500,000	0	0	500,000	
Department Request Adjustments							

CORE DECISION ITEM

Office of Administration
Assigned Programs
CORE - CTF Community Based Grants

Budget Unit 350081B

Bill Section 05.170

			Budget Class	FTE	GR	FED	OTHER	TOTAL	Explanation
Core Reallocation	CRA.35B.007	12081	EE	0.00	6,000	0	0	6,000	Core reallocation from Community Based Grants PSD to E&E to better reflect planned spending.
Core Reallocation	CRA.35B.007	13472	PD	0.00	(6,000)	0	0	(6,000)	Core reallocation from Community Based Grants PSD to E&E to better reflect planned spending.
Net Department Request Adjustments				0.00	0	0	0	0	
Department Request Core									
			PS	0.00	0	0	0	0	
			EE	0.00	56,000	0	0	56,000	
			PD	0.00	444,000	0	0	444,000	
			TRF	0.00	0	0	0	0	
			Total	0.00	500,000	0	0	500,000	
Governor's Recommended Core									
			PS	0.00	0	0	0	0	
			EE	0.00	56,000	0	0	56,000	
			PD	0.00	444,000	0	0	444,000	
			TRF	0.00	0	0	0	0	
			Total	0.00	500,000	0	0	500,000	

CORE DECISION ITEM

Office of Administration
Assigned Programs
CORE - CTF Community Based Grants

Budget Unit 350081B
Bill Section 05.170

Summary of the Core by Expenditure Types

Account	FY24 Budget		FY24 Actual		FY25 Budget		FY25 Actual as of 1/27/25		FY26 DTREQ		FY26 GVREC	FY26 GVREC
	Dollars	FTE	Dollars	FTE	Dollars	FTE	Dollars	FTE	Dollars	FTE	Dollars	FTE
Professional Services	50,000	0.00	48,500	0.00	50,000	0.00	17,578	0.00	56,000	0.00	56,000	0.00
Total EE	50,000	0.00	48,500	0.00	50,000	0.00	17,578	0.00	56,000	0.00	56,000	0.00
Program Disbursements	450,000	0.00	436,500	0.00	450,000	0.00	117,835	0.00	444,000	0.00	444,000	0.00
Total PSD	450,000	0.00	436,500	0.00	450,000	0.00	117,835	0.00	444,000	0.00	444,000	0.00
Grand Total	500,000	0.00	485,000	0.00	500,000	0.00	135,413	0.00	500,000	0.00	500,000	0.00

CORE DECISION ITEM

Office of Administration
Assigned Programs
CORE - Regional Collective Impact Hubs

Budget Unit 350178B
Bill Section 05.170

1. CORE FINANCIAL SUMMARY

	FY 2026 Department Request			
	GR	Federal	Other	Total
PS	0	0	0	0
EE	0	0	0	0
PSD	1,000,000	0	0	1,000,000
TRF	0	0	0	0
Total	1,000,000	0	0	1,000,000

FTE **0.00** **0.00** **0.00** **0.00**

Est. Fringe	0	0	0	0
--------------------	---	---	---	---

Note: Fringes budgeted in Appropriation Bill 5 except for certain fringes budgeted directly to MoDOT, Highway Patrol, and Conservation.

	FY 2026 Governor's Recommended			
	GR	Federal	Other	Total
PS	0	0	0	0
EE	0	0	0	0
PSD	1,000,000	0	0	1,000,000
TRF	0	0	0	0
Total	1,000,000	0	0	1,000,000

FTE **0.00** **0.00** **0.00** **0.00**

Est. Fringe	0	0	0	0
--------------------	---	---	---	---

Note: Fringes budgeted in Appropriation Bill 5 except for certain fringes budgeted directly to MoDOT, Highway Patrol, and Conservation.

2. CORE DESCRIPTION

The Children's Trust Fund (CTF) is a quasi-governmental organization with a 501 c(3) designation that works to prevent child abuse and neglect through grant distribution, public education, awareness, and training. CTF was established by state statute in 1983 as a public-private partnership governed by a 17-member Board of Directors, including two members of the House of Representatives and two members of the Senate. Unique in its origin and mission, CTF is the only state agency to receive public and private revenue funding for the specific purpose of child abuse and neglect prevention. Funding is obtained from dedicated fees on marriage licenses and vital records, voluntary contributions designated on Missouri state income tax returns, sales of the specialty CTF prevent child abuse license plate, general donations, interest income from the Fund, and other grants. CTF funded programs include home visiting services for high-risk families with an outcomes-based funding structure, child sexual abuse prevention, child care planning, child fatality prevention, including distribution of cribs and safe sleep education, public education to prevent child abuse and support parents and caregivers and a responsive program addressing community-identified needs. These funds are specific to supporting regional collective impact sites in St. Louis, Kansas City, Boone County, Southwest and Southeast Missouri.

3. PROGRAM LISTING (list programs included in this core funding)

CORE DECISION ITEM

Office of Administration

Budget Unit 350178B

Assigned Programs

CORE - Regional Collective Impact Hubs

Bill Section 05.170

Research shows that home visiting programs work best when collaborating with other governmental and non-profit service agencies, including healthcare, mental health, and social support services. Collective Impact home visiting provides our state with the supportive infrastructure for maximizing the effectiveness, reach and impact of home visiting. Collective impact sites support the state's centralized referral system that reduces service duplication and facilitates access for families, match families with the home visiting service that meets their needs best, collect shared data and outcomes measures across home visiting provides, facilitate quality improvement and help align governmental and philanthropic home visiting funding. In urban areas, this means more efficient and effective services for families facing risks and reduced duplication of effort. In rural areas, collective impact improves access to resources which are typically only available in cities, including funding and specialized services and improved collaborative relationships across resource poor regions.

CORE DECISION ITEM

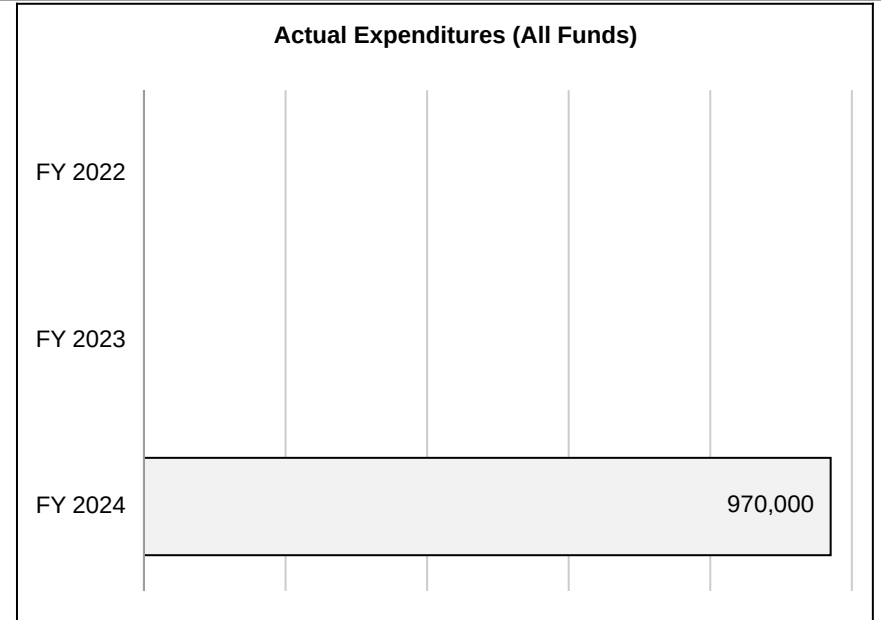
**Office of Administration
Assigned Programs
CORE - Regional Collective Impact Hubs**

Budget Unit 350178B

Bill Section 05.170

4. FINANCIAL HISTORY

	FY 2022	FY 2023	FY 2024	FY 2025
	Actual	Actual	Actual	Current Yr. as of 1/27/25
Appropriations (All Funds)	0	0	1,000,000	1,000,000
Less Reverted (All Funds)	0	0	(30,000)	(30,000)
Less Restricted (All Funds)*	0	0	0	0
Less Transfers Out	0	0	0	0
Plus Transfers In	0	0	0	0
Budget Authority (All Funds)	0	0	970,000	970,000
Actual Expenditures (all Fund)	0	0	970,000	N/A
Unexpended (All Funds)	0	0	0	N/A
Unexpended by Fund:				
General Revenue	0	0	0	N/A
Federal	0	0	0	N/A
Other	0	0	0	N/A



*Restricted amount is as of

Reverted includes the statutory three-percent reserve amount (when applicable).

Restricted includes any Governor's Expenditure Restrictions which remained at the end of the fiscal year (when applicable).

CORE DECISION ITEM

Office of Administration
Assigned Programs
CORE - Regional Collective Impact Hubs

Budget Unit 350178B

Bill Section 05.170

5. CORE RECONCILIATION DETAIL

	Budget Class	FTE	GR	FED	OTHER	TOTAL	Explanation
TAFP After VETOES							
	PS	0.00	0	0	0	0	
	EE	0.00	0	0	0	0	
	PD	0.00	1,000,000	0	0	1,000,000	
	TRF	0.00	0	0	0	0	
	Total	0.00	1,000,000	0	0	1,000,000	
One-Times							
	PS	0.00	0	0	0	0	
	EE	0.00	0	0	0	0	
	PD	0.00	0	0	0	0	
	TRF	0.00	0	0	0	0	
	Total	0.00	0	0	0	0	
FY 26 Beginning Core							
	PS	0.00	0	0	0	0	
	EE	0.00	0	0	0	0	
	PD	0.00	1,000,000	0	0	1,000,000	
	TRF	0.00	0	0	0	0	
	Total	0.00	1,000,000	0	0	1,000,000	
Department Request Adjustments							

CORE DECISION ITEM

Office of Administration
Assigned Programs
CORE - Regional Collective Impact Hubs

Budget Unit 350178B

Bill Section 05.170

	Budget Class	FTE	GR	FED	OTHER	TOTAL	Explanation
Net Department Request Adjustments		0.00	0	0	0	0	
Department Request Core							
	PS	0.00	0	0	0	0	
	EE	0.00	0	0	0	0	
	PD	0.00	1,000,000	0	0	1,000,000	
	TRF	0.00	0	0	0	0	
	Total	0.00	1,000,000	0	0	1,000,000	
Governor's Recommended Core							
	PS	0.00	0	0	0	0	
	EE	0.00	0	0	0	0	
	PD	0.00	1,000,000	0	0	1,000,000	
	TRF	0.00	0	0	0	0	
	Total	0.00	1,000,000	0	0	1,000,000	

CORE DECISION ITEM

Office of Administration
Assigned Programs
CORE - Regional Collective Impact Hubs

Budget Unit 350178B
Bill Section 05.170

Summary of the Core by Expenditure Types

Account	FY24 Budget		FY24 Actual		FY25 Budget		FY25 Actual as of 1/27/25		FY26 DTREQ		FY26 GVREC	FY26 GVREC
	Dollars	FTE	Dollars	FTE	Dollars	FTE	Dollars	FTE	Dollars	FTE	Dollars	FTE
Program Disbursements	1,000,000	0.00	970,000	0.00	1,000,000	0.00	248,328	0.00	1,000,000	0.00	1,000,000	0.00
Total PSD	1,000,000	0.00	970,000	0.00	1,000,000	0.00	248,328	0.00	1,000,000	0.00	1,000,000	0.00
Grand Total	1,000,000	0.00	970,000	0.00	1,000,000	0.00	248,328	0.00	1,000,000	0.00	1,000,000	0.00

CORE DECISION ITEM

Office of Administration
Assigned Programs
CORE - CTF Childcare Planning

Budget Unit 350179B
Bill Section 05.170

1. CORE FINANCIAL SUMMARY

	FY 2026 Department Request			
	GR	Federal	Other	Total
PS	0	0	0	0
EE	0	0	0	0
PSD	900,000	0	0	900,000
TRF	0	0	0	0
Total	900,000	0	0	900,000

FTE **0.00** **0.00** **0.00** **0.00**

Est. Fringe	0	0	0	0
--------------------	---	---	---	---

Note: Fringes budgeted in Appropriation Bill 5 except for certain fringes budgeted directly to MoDOT, Highway Patrol, and Conservation.

	FY 2026 Governor's Recommended			
	GR	Federal	Other	Total
PS	0	0	0	0
EE	0	0	0	0
PSD	900,000	0	0	900,000
TRF	0	0	0	0
Total	900,000	0	0	900,000

FTE **0.00** **0.00** **0.00** **0.00**

Est. Fringe	0	0	0	0
--------------------	---	---	---	---

Note: Fringes budgeted in Appropriation Bill 5 except for certain fringes budgeted directly to MoDOT, Highway Patrol, and Conservation.

2. CORE DESCRIPTION

The Children's Trust Fund (CTF) is a quasi-governmental organization with a 501 c(3) designation that works to prevent child abuse and neglect through grant distribution, public education, awareness, and training. CTF was established by state statute in 1983 as a public-private partnership governed by a 17-member Board of Directors, including two members of the House of Representatives and two members of the Senate. Unique in its origin and mission, CTF is the only state agency to receive public and private revenue funding for the specific purpose of child abuse and neglect prevention. Funding is obtained from dedicated fees on marriage licenses and vital records, voluntary contributions designated on Missouri state income tax returns, sales of the specialty CTF prevent child abuse license plate, general donations, interest income from the Fund, and other grants. CTF funded programs include home visiting services for high-risk families with an outcomes-based funding structure, child sexual abuse prevention, child care planning, child fatality prevention, including distribution of cribs and safe sleep education, public education to prevent child abuse and support parents and caregivers and a responsive program addressing community-identified needs. These funds are specific to supporting families' access to quality childcare and early education.

3. PROGRAM LISTING (list programs included in this core funding)

Funds shall be used for analysis and planning in conjunction with local stakeholders to develop community plans to improve access to quality childcare and early education. The program will provide direct and technical assistance to at least ten communities, with priority given to communities with a population fewer than 40,000.

CORE DECISION ITEM

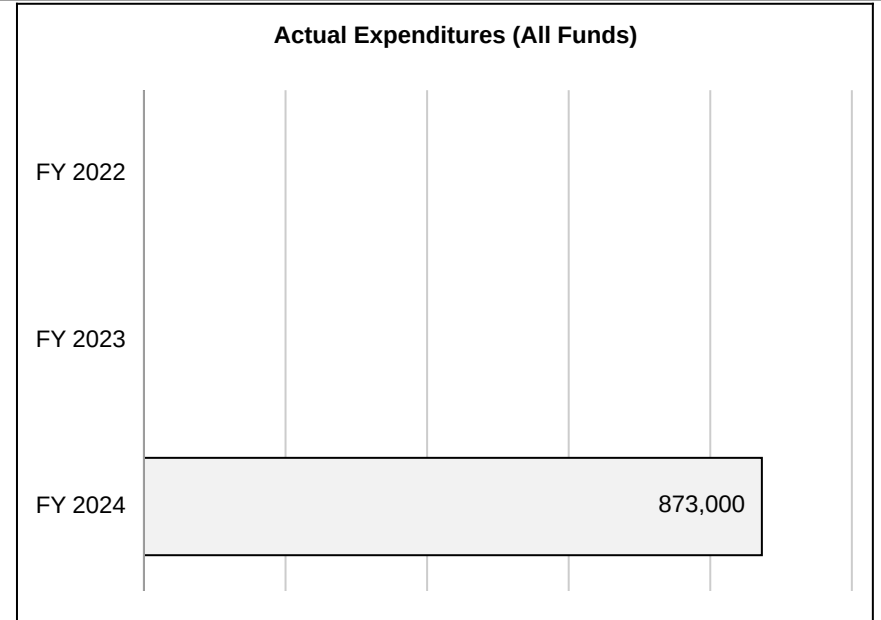
**Office of Administration
Assigned Programs
CORE - CTF Childcare Planning**

Budget Unit 350179B

Bill Section 05.170

4. FINANCIAL HISTORY

	FY 2022	FY 2023	FY 2024	FY 2025
	Actual	Actual	Actual	Current Yr. as of 1/27/25
Appropriations (All Funds)	0	0	900,000	900,000
Less Reverted (All Funds)	0	0	(27,000)	(27,000)
Less Restricted (All Funds)*	0	0	0	0
Less Transfers Out	0	0	0	0
Plus Transfers In	0	0	0	0
Budget Authority (All Funds)	0	0	873,000	873,000
Actual Expenditures (all Fund)	0	0	873,000	N/A
Unexpended (All Funds)	0	0	0	N/A
Unexpended by Fund:				
General Revenue	0	0	0	N/A
Federal	0	0	0	N/A
Other	0	0	0	N/A



*Restricted amount is as of

Reverted includes the statutory three-percent reserve amount (when applicable).

Restricted includes any Governor's Expenditure Restrictions which remained at the end of the fiscal year (when applicable).

CORE DECISION ITEM

Office of Administration
Assigned Programs
CORE - CTF Childcare Planning

Budget Unit 350179B
Bill Section 05.170

5. CORE RECONCILIATION DETAIL

	Budget Class	FTE	GR	FED	OTHER	TOTAL	Explanation
TAFP After VETOES							
	PS	0.00	0	0	0	0	
	EE	0.00	0	0	0	0	
	PD	0.00	900,000	0	0	900,000	
	TRF	0.00	0	0	0	0	
	Total	0.00	900,000	0	0	900,000	
One-Times							
	PS	0.00	0	0	0	0	
	EE	0.00	0	0	0	0	
	PD	0.00	0	0	0	0	
	TRF	0.00	0	0	0	0	
	Total	0.00	0	0	0	0	
FY 26 Beginning Core							
	PS	0.00	0	0	0	0	
	EE	0.00	0	0	0	0	
	PD	0.00	900,000	0	0	900,000	
	TRF	0.00	0	0	0	0	
	Total	0.00	900,000	0	0	900,000	
Department Request Adjustments							

CORE DECISION ITEM

Office of Administration
Assigned Programs
CORE - CTF Childcare Planning

Budget Unit 350179B

Bill Section 05.170

	Budget Class	FTE	GR	FED	OTHER	TOTAL	Explanation
Net Department Request Adjustments		0.00	0	0	0	0	
Department Request Core							
	PS	0.00	0	0	0	0	
	EE	0.00	0	0	0	0	
	PD	0.00	900,000	0	0	900,000	
	TRF	0.00	0	0	0	0	
	Total	0.00	900,000	0	0	900,000	
Governor's Recommended Core							
	PS	0.00	0	0	0	0	
	EE	0.00	0	0	0	0	
	PD	0.00	900,000	0	0	900,000	
	TRF	0.00	0	0	0	0	
	Total	0.00	900,000	0	0	900,000	

CORE DECISION ITEM

Office of Administration
Assigned Programs
CORE - CTF Childcare Planning

Budget Unit 350179B
Bill Section 05.170

Summary of the Core by Expenditure Types

Account	FY24 Budget		FY24 Actual		FY25 Budget		FY25 Actual as of 1/27/25		FY26 DTREQ		FY26 GVREC	FY26 GVREC
	Dollars	FTE	Dollars	FTE	Dollars	FTE	Dollars	FTE	Dollars	FTE	Dollars	FTE
Program Disbursements	900,000	0.00	873,000	0.00	900,000	0.00	236,544	0.00	900,000	0.00	900,000	0.00
Total PSD	900,000	0.00	873,000	0.00	900,000	0.00	236,544	0.00	900,000	0.00	900,000	0.00
Grand Total	900,000	0.00	873,000	0.00	900,000	0.00	236,544	0.00	900,000	0.00	900,000	0.00

CORE DECISION ITEM

Office of Administration
Assigned Programs
CORE - Governor's Council on Disability

Budget Unit 350086B
Bill Section 05.175

1. CORE FINANCIAL SUMMARY

	FY 2026 Department Request			
	GR	Federal	Other	Total
PS	229,894	0	0	229,894
EE	26,065	0	0	26,065
PSD	0	0	0	0
TRF	0	0	0	0
Total	255,959	0	0	255,959

FTE	4.00	0.00	0.00	4.00
------------	-------------	-------------	-------------	-------------

Est. Fringe	145,137	0	0	145,137
--------------------	---------	---	---	---------

Note: Fringes budgeted in Appropriation Bill 5 except for certain fringes budgeted directly to MoDOT, Highway Patrol, and Conservation.

	FY 2026 Governor's Recommended			
	GR	Federal	Other	Total
PS	229,894	0	0	229,894
EE	26,065	0	0	26,065
PSD	0	0	0	0
TRF	0	0	0	0
Total	255,959	0	0	255,959

FTE	4.00	0.00	0.00	4.00
------------	-------------	-------------	-------------	-------------

Est. Fringe	145,137	0	0	145,137
--------------------	---------	---	---	---------

Note: Fringes budgeted in Appropriation Bill 5 except for certain fringes budgeted directly to MoDOT, Highway Patrol, and Conservation.

2. CORE DESCRIPTION

The Governor's Council on Disability (GCD) provides leadership, education, and assistance to persons with disabilities, state government and businesses through: 1. Technical Assistance and Information/Referral 2. Presentations and education on the Americans with Disabilities Act, disability rights, employment, disability etiquette, service animals, and advocacy 3. Providing recommendations to state and local government, businesses and individuals on policies and practices which promote inclusion in employment and community life for persons with disabilities 4. Advising employers on hiring of and employment practices for persons with disabilities 5. Providing annual Missouri Youth Leadership Forum for high school students with disabilities and ongoing leadership training for program alumni 6. Educating consumers on the legislative process and publishing the disability-related Legislative Update during the Missouri legislative session 7. Recognizing best practices in Missouri of Inclusion and Youth Leadership through annual awards programs 8. Raising awareness about the importance of employment of people with disabilities through annual Disability Employment Awareness Month poster contest and involvement in employment initiatives.

3. PROGRAM LISTING (list programs included in this core funding)

CORE DECISION ITEM

Office of Administration

Budget Unit 350086B

Assigned Programs

CORE - Governor's Council on Disability

Bill Section 05.175

GCD: technical assistance and information/referral; presentations and education on disability related topics; recommendations to state and local government, organizations, businesses and organizations on policies to promote inclusion; advise employers on hiring and employment of individuals with disabilities; educate individuals on the legislative process and on progress of proposed legislation affecting individuals with disabilities during the legislative session; host youth programs including the annual Missouri Youth Leadership Forum and continuing leadership activities for graduates of the program; recognize best practices in the areas of Inclusion and Youth Leadership, raise awareness about inclusion of citizens with disabilities, provide newsletter on disability related information.

CORE DECISION ITEM


**Office of Administration
Assigned Programs
CORE - Governor's Council on Disability**

Budget Unit 350086B

Bill Section 05.175

4. FINANCIAL HISTORY

	FY 2022	FY 2023	FY 2024	FY 2025
	Actual	Actual	Actual	Current Yr. as of 1/27/25
Appropriations (All Funds)	214,437	230,604	248,831	255,959
Less Reverted (All Funds)	(6,434)	(6,918)	(7,465)	(7,679)
Less Restricted (All Funds)*	0	0	0	0
Less Transfers Out	0	0	(1,303)	0
Plus Transfers In	0	0	1,303	0
Budget Authority (All Funds)	208,003	223,686	241,366	248,280
Actual Expenditures (all Fund)	190,759	217,569	231,995	N/A
Unexpended (All Funds)	17,244	6,117	9,371	N/A
Unexpended by Fund:				
General Revenue	17,244	6,117	9,371	N/A
Federal	0	0	0	N/A
Other	0	0	0	N/A



*Restricted amount is as of

Reverted includes the statutory three-percent reserve amount (when applicable).

Restricted includes any Governor's Expenditure Restrictions which remained at the end of the fiscal year (when applicable).

CORE DECISION ITEM

Office of Administration
Assigned Programs
CORE - Governor's Council on Disability

Budget Unit 350086B

Bill Section 05.175

5. CORE RECONCILIATION DETAIL

	Budget Class	FTE	GR	FED	OTHER	TOTAL	Explanation
TAFP After VETOES							
	PS	4.00	229,894	0	0	229,894	
	EE	0.00	26,065	0	0	26,065	
	PD	0.00	0	0	0	0	
	TRF	0.00	0	0	0	0	
	Total	4.00	255,959	0	0	255,959	
One-Times							
	PS	0.00	0	0	0	0	
	EE	0.00	0	0	0	0	
	PD	0.00	0	0	0	0	
	TRF	0.00	0	0	0	0	
	Total	0.00	0	0	0	0	
FY 26 Beginning Core							
	PS	4.00	229,894	0	0	229,894	
	EE	0.00	26,065	0	0	26,065	
	PD	0.00	0	0	0	0	
	TRF	0.00	0	0	0	0	
	Total	4.00	255,959	0	0	255,959	
Department Request Adjustments							

CORE DECISION ITEM

Office of Administration
Assigned Programs
CORE - Governor's Council on Disability

Budget Unit 350086B
Bill Section 05.175

	Budget Class	FTE	GR	FED	OTHER	TOTAL	Explanation
Net Department Request Adjustments		0.00	0	0	0	0	
Department Request Core							
	PS	4.00	229,894	0	0	229,894	
	EE	0.00	26,065	0	0	26,065	
	PD	0.00	0	0	0	0	
	TRF	0.00	0	0	0	0	
	Total	4.00	255,959	0	0	255,959	
Governor's Recommended Core							
	PS	4.00	229,894	0	0	229,894	
	EE	0.00	26,065	0	0	26,065	
	PD	0.00	0	0	0	0	
	TRF	0.00	0	0	0	0	
	Total	4.00	255,959	0	0	255,959	

CORE DECISION ITEM

**Office of Administration
Assigned Programs
CORE - Governor's Council on Disability**

Budget Unit 350086B

Bill Section 05.175

Summary of the Core by Expenditure Types

Account	FY24 Budget		FY24 Actual		FY25 Budget		FY25 Actual as of 1/27/25		FY26 DTREQ		FY26 GVREC	FY26 GVREC
	Dollars	FTE	Dollars	FTE	Dollars	FTE	Dollars	FTE	Dollars	FTE	Dollars	FTE
Regular Wages	222,766	4.00	0	0.00	0	0.00	0	0.00	0	0.00	0	0.00
Leave Payouts	0	0.00	3,882	0.00	0	0.00	0	0.00	0	0.00	0	0.00
Benefit Eligible Wages	0	0.00	212,538	3.90	229,894	4.00	106,987	1.75	229,894	4.00	229,894	4.00
Total PS	222,766	4.00	216,420	3.90	229,894	4.00	106,987	1.75	229,894	4.00	229,894	4.00
In State Travel	4,857	0.00	2,034	0.00	4,857	0.00	2,184	0.00	4,857	0.00	4,857	0.00
Out of State Travel	1,297	0.00	0	0.00	1,297	0.00	1,594	0.00	1,297	0.00	1,297	0.00
Supplies	3,500	0.00	6,117	0.00	3,500	0.00	1,919	0.00	3,500	0.00	3,500	0.00
Professional Development	4,219	0.00	503	0.00	4,219	0.00	1,135	0.00	4,219	0.00	4,219	0.00
Communications Services and Supplies	2,804	0.00	1,557	0.00	2,804	0.00	569	0.00	2,804	0.00	2,804	0.00
Professional Services	3,368	0.00	2,900	0.00	3,368	0.00	1,003	0.00	3,368	0.00	3,368	0.00
Maintenance and Repair Services	61	0.00	1,035	0.00	61	0.00	0	0.00	61	0.00	61	0.00
Office Equipment Expenses	1,500	0.00	0	0.00	1,500	0.00	0	0.00	1,500	0.00	1,500	0.00
Other Equipment	100	0.00	102	0.00	100	0.00	730	0.00	100	0.00	100	0.00
Building Lease Payments Operating	800	0.00	0	0.00	800	0.00	0	0.00	800	0.00	800	0.00
Miscellaneous Expenses	3,559	0.00	1,328	0.00	3,559	0.00	445	0.00	3,559	0.00	3,559	0.00
Total EE	26,065	0.00	15,575	0.00	26,065	0.00	9,578	0.00	26,065	0.00	26,065	0.00
Grand Total	248,831	4.00	231,995	3.90	255,959	4.00	116,565	1.75	255,959	4.00	255,959	4.00

CORE DECISION ITEM

Office of Administration
Assigned Programs
CORE - Missouri Public Entity Risk Management Fund (MOPERM)

Budget Unit 350087B
Bill Section 05.180

1. CORE FINANCIAL SUMMARY

	FY 2026 Department Request			
	GR	Federal	Other	Total
PS	0	0	912,989	912,989
EE	0	0	10,500	10,500
PSD	0	0	0	0
TRF	0	0	0	0
Total	0	0	923,489	923,489

FTE **0.00** **0.00** **13.00** **13.00**

Est. Fringe	0	0	533,053	533,053
--------------------	---	---	---------	---------

Note: Fringes budgeted in Appropriation Bill 5 except for certain fringes budgeted directly to MoDOT, Highway Patrol, and Conservation.

Other Funds: 1505:Office of Administration Revolving Administrative Trust

	FY 2026 Governor's Recommended			
	GR	Federal	Other	Total
PS	0	0	912,989	912,989
EE	0	0	10,500	10,500
PSD	0	0	0	0
TRF	0	0	0	0
Total	0	0	923,489	923,489

FTE **0.00** **0.00** **13.00** **13.00**

Est. Fringe	0	0	533,053	533,053
--------------------	---	---	---------	---------

Note: Fringes budgeted in Appropriation Bill 5 except for certain fringes budgeted directly to MoDOT, Highway Patrol, and Conservation.

Other Funds: 1505:Office of Administration Revolving Administrative Trust

2. CORE DESCRIPTION

This is the core appropriation to pay for staff and related expenses of the Missouri Public Entity Risk Management Fund (MOPERM) as required by Section 537.705.4, RSMo. All expenditures made from the OA Revolving Administrative Trust Fund expended pursuant to this appropriation are reimbursed by MOPERM from funds generated through MOPERM member contributions.

3. PROGRAM LISTING (list programs included in this core funding)

MOPERM


CORE DECISION ITEM

**Office of Administration
Assigned Programs
CORE - Missouri Public Entity Risk Management Fund (MOPERM)**

**Budget Unit 350087B
Bill Section 05.180**

4. FINANCIAL HISTORY

	FY 2022	FY 2023	FY 2024	FY 2025
	Actual	Actual	Actual	Current Yr. as of 1/27/25
Appropriations (All Funds)	774,744	824,373	895,179	923,489
Less Reverted (All Funds)	0	0	0	0
Less Restricted (All Funds)*	0	0	0	0
Less Transfers Out	0	0	0	0
Plus Transfers In	10,724	0	0	0
Budget Authority (All Funds)	785,468	824,373	895,179	923,489
Actual Expenditures (all Fund)	737,865	803,574	882,282	N/A
Unexpended (All Funds)	47,603	20,799	12,897	N/A
Unexpended by Fund:				
General Revenue	0	0	0	N/A
Federal	0	0	0	N/A
Other	47,603	20,799	12,897	N/A



*Restricted amount is as of

Reverted includes the statutory three-percent reserve amount (when applicable).

Restricted includes any Governor's Expenditure Restrictions which remained at the end of the fiscal year (when applicable).

CORE DECISION ITEM

Office of Administration
Assigned Programs
CORE - Missouri Public Entity Risk Management Fund (MOPERM)

Budget Unit 350087B
Bill Section 05.180

5. CORE RECONCILIATION DETAIL

	Budget Class	FTE	GR	FED	OTHER	TOTAL	Explanation
TAFP After VETOES							
	PS	14.00	0	0	912,989	912,989	
	EE	0.00	0	0	10,500	10,500	
	PD	0.00	0	0	0	0	
	TRF	0.00	0	0	0	0	
	Total	14.00	0	0	923,489	923,489	
One-Times							
	PS	0.00	0	0	0	0	
	EE	0.00	0	0	0	0	
	PD	0.00	0	0	0	0	
	TRF	0.00	0	0	0	0	
	Total	0.00	0	0	0	0	
FY 26 Beginning Core							
	PS	14.00	0	0	912,989	912,989	
	EE	0.00	0	0	10,500	10,500	
	PD	0.00	0	0	0	0	
	TRF	0.00	0	0	0	0	
	Total	14.00	0	0	923,489	923,489	
Department Request Adjustments							

CORE DECISION ITEM

Office of Administration

Budget Unit 350087B

Assigned Programs

CORE - Missouri Public Entity Risk Management Fund (MOPERM)

Bill Section 05.180

			Budget Class	FTE	GR	FED	OTHER	TOTAL	Explanation
Core Reduction	CRD.35B.005	18471	PS	(1.00)	0	0	0	0	Core Reduction to offset the position requested in the MOPERM Additional Authority NDI
Core Reallocation	CRA.35B.009	18471	PS	0.00	0	0	0	0	Core reallocation between job classes to better reflect planned office staffing.
Net Department Request Adjustments				(1.00)	0	0	0	0	
Department Request Core									
			PS	13.00	0	0	912,989	912,989	
			EE	0.00	0	0	10,500	10,500	
			PD	0.00	0	0	0	0	
			TRF	0.00	0	0	0	0	
			Total	13.00	0	0	923,489	923,489	
Governor's Recommended Core									
			PS	13.00	0	0	912,989	912,989	
			EE	0.00	0	0	10,500	10,500	
			PD	0.00	0	0	0	0	
			TRF	0.00	0	0	0	0	
			Total	13.00	0	0	923,489	923,489	

CORE DECISION ITEM

Office of Administration
Assigned Programs
CORE - Missouri Public Entity Risk Management Fund (MOPERM)

Budget Unit 350087B
Bill Section 05.180

Summary of the Core by Expenditure Types

Account	FY24 Budget		FY24 Actual		FY25 Budget		FY25 Actual as of 1/27/25		FY26 DTREQ		FY26 GVREC	FY26 GVREC
	Dollars	FTE	Dollars	FTE	Dollars	FTE	Dollars	FTE	Dollars	FTE	Dollars	FTE
Regular Wages	884,679	14.00	0	0.00	0	0.00	0	0.00	0	0.00	0	0.00
Leave Payouts	0	0.00	8,863	0.00	0	0.00	24,564	0.00	0	0.00	0	0.00
Benefit Eligible Wages	0	0.00	873,418	12.64	912,989	14.00	468,585	6.54	912,989	13.00	912,989	13.00
Total PS	884,679	14.00	882,282	12.64	912,989	14.00	493,150	6.54	912,989	13.00	912,989	13.00
Supplies	6,000	0.00	0	0.00	6,000	0.00	0	0.00	6,000	0.00	6,000	0.00
Communications Services and Supplies	2,500	0.00	0	0.00	2,500	0.00	0	0.00	2,500	0.00	2,500	0.00
Professional Services	2,000	0.00	0	0.00	2,000	0.00	0	0.00	2,000	0.00	2,000	0.00
Total EE	10,500	0.00	0	0.00	10,500	0.00	0	0.00	10,500	0.00	10,500	0.00
Grand Total	895,179	14.00	882,282	12.64	923,489	14.00	493,150	6.54	923,489	13.00	923,489	13.00

NEW DECISION ITEM

RANK: OF

Office of Administration
Assigned Programs
Additional MOPERM Authority
DI# NOP.35B.002

Budget Unit 350087B

Bill Section 5.180

1. AMOUNT OF REQUEST

	FY 2026 Department Request			
	GR	Federal	Other	Total
PS	0	0	104,400	104,400
EE	0	0	0	0
PSD	0	0	0	0
TRF	0	0	0	0
Total	0	0	104,400	104,400

FTE align="right">0.00 align="right">0.00 align="right">1.00 align="right">1.00

Est. Fringe	0	0	0	0
--------------------	---	---	---	---

Note: Fringes budgeted in Appropriation Bill 5 except for certain fringes budgeted directly to MoDOT, Highway Patrol, and Conservation.

	FY 2026 Governor's Recommended			
	GR	Federal	Other	Total
PS	0	0	104,400	104,400
EE	0	0	0	0
PSD	0	0	0	0
TRF	0	0	0	0
Total	0	0	104,400	104,400

FTE align="right">0.00 align="right">0.00 align="right">1.00 align="right">1.00

Est. Fringe	0	0	0	0
--------------------	---	---	---	---

Note: Fringes budgeted in Appropriation Bill 5 except for certain fringes budgeted directly to MoDOT, Highway Patrol, and Conservation.

Other Funds: 1505:Office of Administration Revolving Administrative Trust Fund

Non-Counts: 1505:Office of Administration Revolving Administr \$104,400

Other Funds: 1505:Office of Administration Revolving Administrative Trust Fund

Non-Counts: 1505:Office of Administration Revolving Administr \$104,400

2. THIS REQUEST CAN BE CATEGORIZED AS:

Cost to Continue

3. WHY IS THIS FUNDING NEEDED? PROVIDE AN EXPLANATION FOR ITEMS CHECKED IN #2. INCLUDE THE FEDERAL OR STATE STATUTORY OR CONSTITUTIONAL AUTHORIZATION FOR THIS PROGRAM.

Over the past ten years, MOPERM has grown at a significant rate and the number of participating public entities has increased from 878 to 1051. As the number of public entity members have increased, the corresponding operational workload has increased, particularly in responsibilities for underwriting and claims. Because of the increase in public entity members and the corresponding operational workload, MOPERM needs one additional full time employee to address business needs. MOPERM also needs PS budget authority to allow flexibility in funding current PS obligations including fluctuations caused by staff turnover and leave pay outs.

NEW DECISION ITEM

RANK: OF

**Office of Administration
Assigned Programs
Additional MOPERM Authority
DI# NOP.35B.002**

Budget Unit 350087B

Bill Section 5.180

4. DESCRIBE THE DETAILED ASSUMPTIONS USED TO DERIVE THE SPECIFIC REQUESTED AMOUNT. (How did you determine that the requested number of FTE were appropriate? From what source or standard did you derive the requested levels of funding? Were alternatives such as outsourcing or automation considered? If based on new legislation, does request tie to TAFP fiscal note? If not, explain why. Detail which portions of the request are one-times and how those amounts were calculated.)

There is a core reduction of 1 FTE to offset the request for an additional position. MOPERM needs additional PS budget authority to be able to fully staff their unit and right size their PS budget. There was a large leave payout in FY25 that contributed to MOPERM needing a supplemental, and MOPERM has several other employees that may retire in the next couple of years that will likely also have large leave payouts upon retirement. MOPERM has no flexibility and needs additional room in their PS budget to be able to handle unforeseen events. All expenditures are made from the OA Revolving Administrative Trust Fund which are reimbursed by MOPERM using funds generated through MOPERM member contributions.

5. BREAK DOWN THE REQUEST BY BUDGET ACCOUNT CLASS, JOB CLASS, AND FUND SOURCE. IDENTIFY ONE-TIME COSTS.

Budget Account Class/Job Class	DTREQ GR DOLLAR	DTREQ GR FTE	DTREQ FED DOLLAR	DTREQ FED FTE	DTREQ OTHER DOLLAR	DTREQ OTHER FTE	DTREQ TOTAL DOLLAR	DTREQ TOTAL FTE	DTREQ One-Time DOLLARS
02RM50 - SENIOR RISK/CLAIMS SPECIALIST	0	0.00	0	0.00	104,400	1.00	104,400	1.00	0
Total PS	0	0.00	0	0.00	104,400	1.00	104,400	1.00	0
Total EE	0		0		0		0		0
Total PSD	0		0		0		0		0
Total TRF	0		0		0		0		0
Grand Total	0	0.00	0	0.00	104,400	1.00	104,400	1.00	0
Budget Account Class/Job Class	GVREC GR DOLLAR	GVREC GR FTE	GVREC FED DOLLAR	GVREC FED FTE	GVREC OTHER DOLLAR	GVREC OTHER FTE	GVREC TOTAL DOLLAR	GVREC TOTAL FTE	GVREC One-Time DOLLARS
02RM50 - SENIOR RISK/CLAIMS SPECIALIST	0	0.00	0	0.00	104,400	1.00	104,400	1.00	0
Total PS	0	0.00	0	0.00	104,400	1.00	104,400	1.00	0
Total EE	0		0		0		0		0
Total PSD	0		0		0		0		0

NEW DECISION ITEM

RANK: OF

Office of Administration

Budget Unit 350087B

Assigned Programs

Additional MOPERM Authority

Bill Section 5.180

DI# NOP.35B.002

Budget Account Class/Job Class	GVREC GR DOLLAR	GVREC GR FTE	GVREC FED DOLLAR	GVREC FED FTE	GVREC OTHER DOLLAR	GVREC OTHER FTE	GVREC TOTAL DOLLAR	GVREC TOTAL FTE	GVREC One-Time DOLLARS
Total TRF	0		0		0		0		0
Grand Total	0	0.00	0	0.00	104,400	1.00	104,400	1.00	0

CORE DECISION ITEM

Office of Administration
Assigned Programs
CORE - Missouri Ethics Commission

Budget Unit 350088B
Bill Section 05.185

1. CORE FINANCIAL SUMMARY

	FY 2026 Department Request			
	GR	Federal	Other	Total
PS	1,528,880	0	0	1,528,880
EE	295,914	0	0	295,914
PSD	400	0	0	400
TRF	0	0	0	0
Total	1,825,194	0	0	1,825,194

FTE	24.00	0.00	0.00	24.00
------------	--------------	-------------	-------------	--------------

Est. Fringe	926,142	0	0	926,142
--------------------	---------	---	---	---------

Note: Fringes budgeted in Appropriation Bill 5 except for certain fringes budgeted directly to MoDOT, Highway Patrol, and Conservation.

	FY 2026 Governor's Recommended			
	GR	Federal	Other	Total
PS	1,528,880	0	0	1,528,880
EE	295,914	0	0	295,914
PSD	400	0	0	400
TRF	0	0	0	0
Total	1,825,194	0	0	1,825,194

FTE	24.00	0.00	0.00	24.00
------------	--------------	-------------	-------------	--------------

Est. Fringe	926,142	0	0	926,142
--------------------	---------	---	---	---------

Note: Fringes budgeted in Appropriation Bill 5 except for certain fringes budgeted directly to MoDOT, Highway Patrol, and Conservation.

2. CORE DESCRIPTION

The core request provides resources necessary for the Missouri Ethics Commission and staff to meet the duties and responsibilities described in Chapters 105 and 130, RSMo and Mo Constitution Article VIII, Section 23. These duties and responsibilities include, but are not limited to, the administration of the following: • training and filer assistance for campaign finance, personal financial disclosure, and lobbyist reports • repository and publication of campaign finance, personal financial disclosure, and lobbyist reports • campaign finance disclosure report review and audit • lobbyist registration • lobbyist report review and audit • personal financial disclosure statement • opinion writing in response to formal requests • investigation of conflict of interest allegations • audit and investigation of complaints • investigation of alleged code of conduct violations The authority to investigate complaints is specifically provided in Chapter 105, RSMo. Further details concerning the duties and responsibilities of the Ethics Commission can be found in Sections 105.955.14 through 105.955.18, RSMo. As specified in Section 105.955.1, RSMo, the Commission is assigned to the Office of Administration for budgeting purposes only. The primary goal of the Commission is to promote voluntary compliance with, and when necessary, impartial enforcement of, the statutes over which the Commission has jurisdiction. In general, this includes ensuring that all reports and statements are filed in a timely manner, are complete and accurate, and that information not otherwise protected by law is available to the public

3. PROGRAM LISTING (list programs included in this core funding)

CORE DECISION ITEM

Office of Administration
Assigned Programs
CORE - Missouri Ethics Commission

Budget Unit 350088B

Bill Section 05.185

Campaign Finance
Lobbyist
Personal Financial Disclosure
Compliance
Administrative

CORE DECISION ITEM


**Office of Administration
Assigned Programs
CORE - Missouri Ethics Commission**

Budget Unit 350088B

Bill Section 05.185

4. FINANCIAL HISTORY

	FY 2022	FY 2023	FY 2024	FY 2025
	Actual	Actual	Actual	Current Yr. as of 1/27/25
Appropriations (All Funds)	1,572,529	1,659,132	1,777,786	1,825,194
Less Reverted (All Funds)	0	0	0	0
Less Restricted (All Funds)*	0	0	0	0
Less Transfers Out	0	0	0	0
Plus Transfers In	0	0	0	0
Budget Authority (All Funds)	1,572,529	1,659,132	1,777,786	1,825,194
Actual Expenditures (all Fund)	1,290,592	1,423,404	1,456,125	N/A
Unexpended (All Funds)	281,937	235,728	321,661	N/A
Unexpended by Fund:				
General Revenue	281,937	235,728	321,661	N/A
Federal	0	0	0	N/A
Other	0	0	0	N/A



*Restricted amount is as of

Reverted includes the statutory three-percent reserve amount (when applicable).

Restricted includes any Governor's Expenditure Restrictions which remained at the end of the fiscal year (when applicable).

CORE DECISION ITEM

Office of Administration
Assigned Programs
CORE - Missouri Ethics Commission

Budget Unit 350088B

Bill Section 05.185

5. CORE RECONCILIATION DETAIL

	Budget Class	FTE	GR	FED	OTHER	TOTAL	Explanation
TAFP After VETOES							
	PS	24.00	1,528,880	0	0	1,528,880	
	EE	0.00	295,914	0	0	295,914	
	PD	0.00	400	0	0	400	
	TRF	0.00	0	0	0	0	
	Total	24.00	1,825,194	0	0	1,825,194	
One-Times							
	PS	0.00	0	0	0	0	
	EE	0.00	0	0	0	0	
	PD	0.00	0	0	0	0	
	TRF	0.00	0	0	0	0	
	Total	0.00	0	0	0	0	
FY 26 Beginning Core							
	PS	24.00	1,528,880	0	0	1,528,880	
	EE	0.00	295,914	0	0	295,914	
	PD	0.00	400	0	0	400	
	TRF	0.00	0	0	0	0	
	Total	24.00	1,825,194	0	0	1,825,194	
Department Request Adjustments							

CORE DECISION ITEM

Office of Administration
Assigned Programs
CORE - Missouri Ethics Commission

Budget Unit 350088B

Bill Section 05.185

	Budget Class	FTE	GR	FED	OTHER	TOTAL	Explanation
Net Department Request Adjustments		0.00	0	0	0	0	
Department Request Core							
	PS	24.00	1,528,880	0	0	1,528,880	
	EE	0.00	295,914	0	0	295,914	
	PD	0.00	400	0	0	400	
	TRF	0.00	0	0	0	0	
	Total	24.00	1,825,194	0	0	1,825,194	
Governor's Recommended Core							
	PS	24.00	1,528,880	0	0	1,528,880	
	EE	0.00	295,914	0	0	295,914	
	PD	0.00	400	0	0	400	
	TRF	0.00	0	0	0	0	
	Total	24.00	1,825,194	0	0	1,825,194	

CORE DECISION ITEM

**Office of Administration
Assigned Programs
CORE - Missouri Ethics Commission**

Budget Unit 350088B

Bill Section 05.185

Summary of the Core by Expenditure Types

Account	FY24 Budget		FY24 Actual		FY25 Budget		FY25 Actual as of 1/27/25		FY26 DTREQ		FY26 GVREC	FY26 GVREC
	Dollars	FTE	Dollars	FTE	Dollars	FTE	Dollars	FTE	Dollars	FTE	Dollars	FTE
Regular Wages	1,481,472	24.00	0	0.00	0	0.00	0	0.00	0	0.00	0	0.00
Leave Payouts	0	0.00	0	0.00	0	0.00	18,295	0.00	0	0.00	0	0.00
Benefit Eligible Wages	0	0.00	1,222,172	21.02	1,528,880	24.00	604,417	10.34	1,528,880	24.00	1,528,880	24.00
Per Diem and Stipend Wages	0	0.00	9,600	0.00	0	0.00	4,942	0.00	0	0.00	0	0.00
Total PS	1,481,472	24.00	1,231,772	21.02	1,528,880	24.00	627,654	10.34	1,528,880	24.00	1,528,880	24.00
In State Travel	10,247	0.00	10,717	0.00	10,247	0.00	3,357	0.00	10,247	0.00	10,247	0.00
Out of State Travel	9,233	0.00	0	0.00	9,233	0.00	3,268	0.00	9,233	0.00	9,233	0.00
Supplies	70,400	0.00	74,964	0.00	70,400	0.00	46,957	0.00	70,400	0.00	70,400	0.00
Professional Development	16,200	0.00	6,116	0.00	16,200	0.00	2,655	0.00	16,200	0.00	16,200	0.00
Communications Services and Supplies	29,194	0.00	33,694	0.00	29,194	0.00	13,773	0.00	29,194	0.00	29,194	0.00
Professional Services	54,900	0.00	49,274	0.00	54,900	0.00	52,184	0.00	54,900	0.00	54,900	0.00
Maintenance and Repair Services	52,740	0.00	23,749	0.00	52,740	0.00	30,496	0.00	52,740	0.00	52,740	0.00
Computer Equipment	35,500	0.00	24,802	0.00	35,500	0.00	1,901	0.00	35,500	0.00	35,500	0.00
Office Equipment Expenses	10,800	0.00	994	0.00	10,800	0.00	0	0.00	10,800	0.00	10,800	0.00
Building Lease Payments Operating	5,700	0.00	0	0.00	5,700	0.00	0	0.00	5,700	0.00	5,700	0.00
Miscellaneous Expenses	1,000	0.00	23	0.00	1,000	0.00	470	0.00	1,000	0.00	1,000	0.00
Total EE	295,914	0.00	224,333	0.00	295,914	0.00	155,062	0.00	295,914	0.00	295,914	0.00
Refunds Expense	400	0.00	20	0.00	400	0.00	10	0.00	400	0.00	400	0.00
Total PSD	400	0.00	20	0.00	400	0.00	10	0.00	400	0.00	400	0.00

CORE DECISION ITEM

Office of Administration
Assigned Programs
CORE - Missouri Ethics Commission

Budget Unit 350088B

Bill Section 05.185

Account	FY24 Budget		FY24 Actual		FY25 Budget		FY25 Actual as of 1/27/25		FY26 DTREQ		FY26 GVREC	FY26 GVREC
	Dollars	FTE	Dollars	FTE	Dollars	FTE	Dollars	FTE	Dollars	FTE	Dollars	FTE
Grand Total	1,777,786	24.00	1,456,125	21.02	1,825,194	24.00	782,726	10.34	1,825,194	24.00	1,825,194	24.00

CORE DECISION ITEM

Office of Administration
Debt and Related Obligations
CORE - Board of Public Buildings - Debt Service

Budget Unit 350090B
Bill Section 05.190

1. CORE FINANCIAL SUMMARY

	FY 2026 Department Request			
	GR	Federal	Other	Total
PS	0	0	0	0
EE	0	0	0	0
PSD	60,405,232	0	15,427,704	75,832,936
TRF	0	0	0	0
Total	60,405,232	0	15,427,704	75,832,936

FTE	0.00	0.00	0.00	0.00
------------	-------------	-------------	-------------	-------------

Est. Fringe	0	0	0	0
--------------------	---	---	---	---

Note: Fringes budgeted in Appropriation Bill 5 except for certain fringes budgeted directly to MoDOT, Highway Patrol, and Conservation.

Other Funds: 1124:Facilities Maintenance Reserve Fund
 1415:State Park Earnings Fund

	FY 2026 Governor's Recommended			
	GR	Federal	Other	Total
PS	0	0	0	0
EE	0	0	0	0
PSD	60,405,232	0	15,427,704	75,832,936
TRF	0	0	0	0
Total	60,405,232	0	15,427,704	75,832,936

FTE	0.00	0.00	0.00	0.00
------------	-------------	-------------	-------------	-------------

Est. Fringe	0	0	0	0
--------------------	---	---	---	---

Note: Fringes budgeted in Appropriation Bill 5 except for certain fringes budgeted directly to MoDOT, Highway Patrol, and Conservation.

Other Funds: 1124:Facilities Maintenance Reserve Fund
 1415:State Park Earnings Fund

2. CORE DESCRIPTION

This core request is for payment of principal and interest on outstanding Board of Public Buildings Special Obligation Bonds Series A 2015, B 2015, A 2016, A 2017, A 2018, A 2021 and the Series A 2011, A 2014, A 2015, A 2020, and B 2020 Refundings. The Board is authorized to issue \$1.545 billion in revenue bonds in accordance with Sections 8.420 and 8.665, RSMo. The amount of authorization not issued is \$291,200,000. There are ten (10) of Board of Public Buildings bonds outstanding as of 7/1/24 in the amount of \$432,215,000. Debt service amounts for these bonds vary from year to year due to different maturity dates and interest rates of the bonds. This request represents a core reduction of \$990,865.

3. PROGRAM LISTING (list programs included in this core funding)

Debt Management

CORE DECISION ITEM


**Office of Administration
Debt and Related Obligations
CORE - Board of Public Buildings - Debt Service**

Budget Unit 350090B

Bill Section 05.190

4. FINANCIAL HISTORY

	FY 2022	FY 2023	FY 2024	FY 2025
	Actual	Actual	Actual	Current Yr. as of 1/27/25
Appropriations (All Funds)	72,914,814	74,399,808	76,816,836	76,823,801
Less Reverted (All Funds)	0	0	0	0
Less Restricted (All Funds)*	0	0	0	0
Less Transfers Out	0	0	0	0
Plus Transfers In	0	0	0	0
Budget Authority (All Funds)	72,914,814	74,399,808	76,816,836	76,823,801
Actual Expenditures (all Fund)	72,914,812	73,487,798	76,816,835	N/A
Unexpended (All Funds)	2	912,010	1	N/A
Unexpended by Fund:				
General Revenue	1	242,376	1	N/A
Federal	0	0	0	N/A
Other	1	669,634	0	N/A



*Restricted amount is as of

Reverted includes the statutory three-percent reserve amount (when applicable).

Restricted includes any Governor's Expenditure Restrictions which remained at the end of the fiscal year (when applicable).

CORE DECISION ITEM

Office of Administration
 Debt and Related Obligations
 CORE - Board of Public Buildings - Debt Service

Budget Unit 350090B

Bill Section 05.190

5. CORE RECONCILIATION DETAIL

	Budget Class	FTE	GR	FED	OTHER	TOTAL	Explanation
TAFP After VETOES							
	PS	0.00	0	0	0	0	
	EE	0.00	0	0	0	0	
	PD	0.00	60,467,057	0	16,356,744	76,823,801	
	TRF	0.00	0	0	0	0	
	Total	0.00	60,467,057	0	16,356,744	76,823,801	
One-Times							
	PS	0.00	0	0	0	0	
	EE	0.00	0	0	0	0	
	PD	0.00	0	0	0	0	
	TRF	0.00	0	0	0	0	
	Total	0.00	0	0	0	0	
FY 26 Beginning Core							
	PS	0.00	0	0	0	0	
	EE	0.00	0	0	0	0	
	PD	0.00	60,467,057	0	16,356,744	76,823,801	
	TRF	0.00	0	0	0	0	
	Total	0.00	60,467,057	0	16,356,744	76,823,801	
Department Request Adjustments							

CORE DECISION ITEM

**Office of Administration
Debt and Related Obligations
CORE - Board of Public Buildings - Debt Service**

Budget Unit 350090B

Bill Section 05.190

			Budget Class	FTE	GR	FED	OTHER	TOTAL	Explanation
Core Reduction	CRD.35B.006	18002	PD	0.00	(61,825)	0	0	(61,825)	Core reduction of funding that is no longer needed due to a reduction in the debt service.
Core Reduction	CRD.35B.006	19246	PD	0.00	0	0	(929,040)	(929,040)	Core reduction of funding that is no longer needed due to a reduction in the debt service.
Core Reallocation	CRA.35B.013	12985	PD	0.00	0	0	960	960	Core reallocation of other authority from FMRF to State Parks Earnings Fund as that is where the authority is needed to continue making the required debt service payments.
Core Reallocation	CRA.35B.013	19246	PD	0.00	0	0	(960)	(960)	Core reallocation of other authority from FMRF to State Parks Earnings Fund as that is where the authority is needed to continue making the required debt service payments.
Net Department Request Adjustments				0.00	(61,825)	0	(929,040)	(990,865)	
Department Request Core									
			PS	0.00	0	0	0	0	
			EE	0.00	0	0	0	0	
			PD	0.00	60,405,232	0	15,427,704	75,832,936	
			TRF	0.00	0	0	0	0	
Total				0.00	60,405,232	0	15,427,704	75,832,936	
Governor's Recommended Core									
			PS	0.00	0	0	0	0	
			EE	0.00	0	0	0	0	
			PD	0.00	60,405,232	0	15,427,704	75,832,936	
			TRF	0.00	0	0	0	0	

CORE DECISION ITEM

**Office of Administration
Debt and Related Obligations
CORE - Board of Public Buildings - Debt Service**

**Budget Unit 350090B
Bill Section 05.190**

Total	0.00	60,405,232	0	15,427,704	75,832,936
--------------	-------------	-------------------	----------	-------------------	-------------------

CORE DECISION ITEM

Office of Administration
 Debt and Related Obligations
 CORE - Board of Public Buildings - Debt Service

Budget Unit 350090B
 Bill Section 05.190

Summary of the Core by Expenditure Types

Account	FY24 Budget		FY24 Actual		FY25 Budget		FY25 Actual as of 1/27/25		FY26 DTREQ		FY26 GVREC	FY26 GVREC
	Dollars	FTE	Dollars	FTE	Dollars	FTE	Dollars	FTE	Dollars	FTE	Dollars	FTE
Debt Service Expenses	76,816,836	0.00	76,816,835	0.00	76,823,801	0.00	46,868,388	0.00	75,832,936	0.00	75,832,936	0.00
Total PSD	76,816,836	0.00	76,816,835	0.00	76,823,801	0.00	46,868,388	0.00	75,832,936	0.00	75,832,936	0.00
Grand Total	76,816,836	0.00	76,816,835	0.00	76,823,801	0.00	46,868,388	0.00	75,832,936	0.00	75,832,936	0.00

CORE DECISION ITEM

Office of Administration
 Debt and Related Obligations
 CORE - Annual Fees, Arbitrage, Refunding, and Related Expenses

Budget Unit 350092B
 Bill Section 05.195

1. CORE FINANCIAL SUMMARY

	FY 2026 Department Request			
	GR	Federal	Other	Total
PS	0	0	0	0
EE	10,422	0	0	10,422
PSD	20,232	0	0	20,232
TRF	0	0	0	0
Total	30,654	0	0	30,654

FTE	0.00	0.00	0.00	0.00
------------	-------------	-------------	-------------	-------------

Est. Fringe	0	0	0	0
--------------------	---	---	---	---

Note: Fringes budgeted in Appropriation Bill 5 except for certain fringes budgeted directly to MoDOT, Highway Patrol, and Conservation.

	FY 2026 Governor's Recommended			
	GR	Federal	Other	Total
PS	0	0	0	0
EE	10,422	0	0	10,422
PSD	20,232	0	0	20,232
TRF	0	0	0	0
Total	30,654	0	0	30,654

FTE	0.00	0.00	0.00	0.00
------------	-------------	-------------	-------------	-------------

Est. Fringe	0	0	0	0
--------------------	---	---	---	---

Note: Fringes budgeted in Appropriation Bill 5 except for certain fringes budgeted directly to MoDOT, Highway Patrol, and Conservation.

2. CORE DESCRIPTION

This core request is to pay annual paying agent and escrow agent fees, arbitrage rebate, refunding cost, defeasance and other cost associated with House Bill 5 debt. House Bill 5 debt includes: Board of Public Buildings special obligation bonds and State related bonds of the Missouri Development Finance Board.

3. PROGRAM LISTING (list programs included in this core funding)

Debt Management

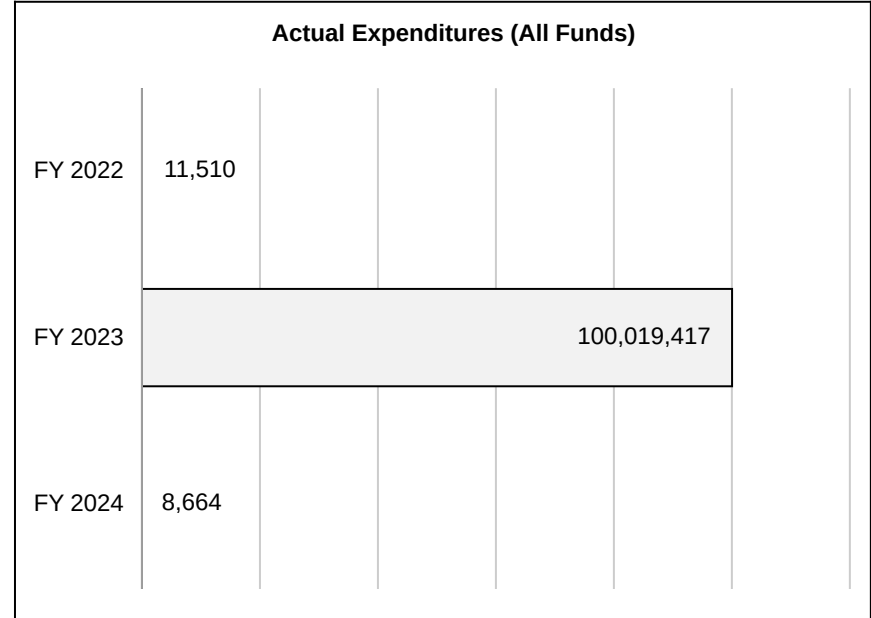
CORE DECISION ITEM

Office of Administration
Debt and Related Obligations
CORE - Annual Fees, Arbitrage, Refunding, and Related Expenses

Budget Unit 350092B
Bill Section 05.195

4. FINANCIAL HISTORY

	FY 2022	FY 2023	FY 2024	FY 2025
	Actual	Actual	Actual	Current Yr. as of 1/27/25
Appropriations (All Funds)	30,654	100,030,654	30,654	30,654
Less Reverted (All Funds)	0	0	0	0
Less Restricted (All Funds)*	0	0	0	0
Less Transfers Out	0	0	0	0
Plus Transfers In	0	0	0	0
Budget Authority (All Funds)	30,654	100,030,654	30,654	30,654
Actual Expenditures (all Fund)	11,510	100,019,417	8,664	N/A
Unexpended (All Funds)	19,144	11,237	21,990	N/A
Unexpended by Fund:				
General Revenue	19,144	11,237	21,990	N/A
Federal	0	0	0	N/A
Other	0	0	0	N/A



*Restricted amount is as of

Reverted includes the statutory three-percent reserve amount (when applicable).

Restricted includes any Governor's Expenditure Restrictions which remained at the end of the fiscal year (when applicable).

CORE DECISION ITEM

Office of Administration
 Debt and Related Obligations
 CORE - Annual Fees, Arbitrage, Refunding, and Related Expenses

Budget Unit 350092B

Bill Section 05.195

5. CORE RECONCILIATION DETAIL

	Budget Class	FTE	GR	FED	OTHER	TOTAL	Explanation
TAFP After VETOES							
	PS	0.00	0	0	0	0	
	EE	0.00	10,422	0	0	10,422	
	PD	0.00	20,232	0	0	20,232	
	TRF	0.00	0	0	0	0	
	Total	0.00	30,654	0	0	30,654	
One-Times							
	PS	0.00	0	0	0	0	
	EE	0.00	0	0	0	0	
	PD	0.00	0	0	0	0	
	TRF	0.00	0	0	0	0	
	Total	0.00	0	0	0	0	
FY 26 Beginning Core							
	PS	0.00	0	0	0	0	
	EE	0.00	10,422	0	0	10,422	
	PD	0.00	20,232	0	0	20,232	
	TRF	0.00	0	0	0	0	
	Total	0.00	30,654	0	0	30,654	
Department Request Adjustments							

CORE DECISION ITEM

Office of Administration
Debt and Related Obligations

Budget Unit 350092B

CORE - Annual Fees, Arbitrage, Refunding, and Related Expenses

Bill Section 05.195

	Budget Class	FTE	GR	FED	OTHER	TOTAL	Explanation
Net Department Request Adjustments		0.00	0	0	0	0	
Department Request Core							
	PS	0.00	0	0	0	0	
	EE	0.00	10,422	0	0	10,422	
	PD	0.00	20,232	0	0	20,232	
	TRF	0.00	0	0	0	0	
	Total	0.00	30,654	0	0	30,654	
Governor's Recommended Core							
	PS	0.00	0	0	0	0	
	EE	0.00	10,422	0	0	10,422	
	PD	0.00	20,232	0	0	20,232	
	TRF	0.00	0	0	0	0	
	Total	0.00	30,654	0	0	30,654	

CORE DECISION ITEM

Office of Administration
 Debt and Related Obligations
 CORE - Annual Fees, Arbitrage, Refunding, and Related Expenses

Budget Unit 350092B
 Bill Section 05.195

Summary of the Core by Expenditure Types

Account	FY24 Budget		FY24 Actual		FY25 Budget		FY25 Actual as of 1/27/25		FY26 DTREQ		FY26 GVREC	FY26 GVREC
	Dollars	FTE	Dollars	FTE	Dollars	FTE	Dollars	FTE	Dollars	FTE	Dollars	FTE
Professional Services	10,422	0.00	2,600	0.00	10,422	0.00	0	0.00	10,422	0.00	10,422	0.00
Total EE	10,422	0.00	2,600	0.00	10,422	0.00	0	0.00	10,422	0.00	10,422	0.00
Debt Service Expenses	20,232	0.00	6,064	0.00	20,232	0.00	1,294	0.00	20,232	0.00	20,232	0.00
Total PSD	20,232	0.00	6,064	0.00	20,232	0.00	1,294	0.00	20,232	0.00	20,232	0.00
Grand Total	30,654	0.00	8,664	0.00	30,654	0.00	1,294	0.00	30,654	0.00	30,654	0.00

CORE DECISION ITEM

Office of Administration
Debt and Related Obligations
CORE - Lease Purchase Debt Payments

Budget Unit 350093B
Bill Section 05.200

1. CORE FINANCIAL SUMMARY

	FY 2026 Department Request			
	GR	Federal	Other	Total
PS	0	0	0	0
EE	0	0	0	0
PSD	0	0	2,408,357	2,408,357
TRF	0	0	0	0
Total	0	0	2,408,357	2,408,357

FTE **0.00** **0.00** **0.00** **0.00**

Est. Fringe	0	0	0	0
--------------------	---	---	---	---

Note: Fringes budgeted in Appropriation Bill 5 except for certain fringes budgeted directly to MoDOT, Highway Patrol, and Conservation.

Other Funds: 1501:State Facility Maintenance and Operation Fund

	FY 2026 Governor's Recommended			
	GR	Federal	Other	Total
PS	0	0	0	0
EE	0	0	0	0
PSD	0	0	2,408,357	2,408,357
TRF	0	0	0	0
Total	0	0	2,408,357	2,408,357

FTE **0.00** **0.00** **0.00** **0.00**

Est. Fringe	0	0	0	0
--------------------	---	---	---	---

Note: Fringes budgeted in Appropriation Bill 5 except for certain fringes budgeted directly to MoDOT, Highway Patrol, and Conservation.

Other Funds: 1501:State Facility Maintenance and Operation Fund

2. CORE DESCRIPTION

This core request is also for the payment of annual debt service expenses related to the Leasehold Revenue Bonds Series 2005 and Series 2006. These bonds were issued through the Missouri Development Finance Board for the purchase of two buildings in St. Louis, one building in Florissant, and one building in Jennings. A portion of these leases were refunded in May 2013. Debt service amounts for these lease/purchase agreements vary from year to year. The principal amount of outstanding Series A 2013 Refunding and Series B 2013 Refunding bonds as of 7/1/24 is \$15,180,000 and will mature on 10/1/2030. This request represents a core reduction of \$300.

3. PROGRAM LISTING (list programs included in this core funding)

Debt Management

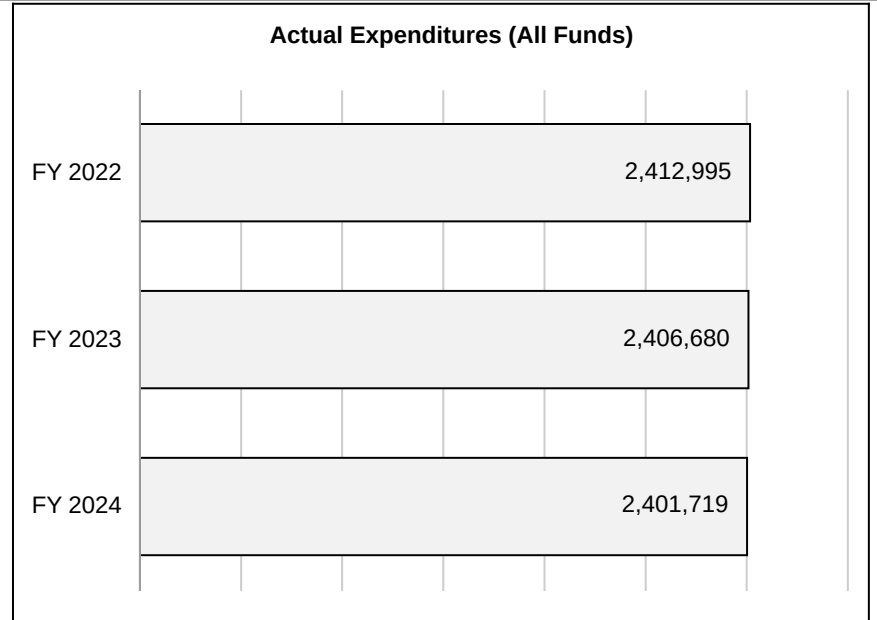
CORE DECISION ITEM

**Office of Administration
Debt and Related Obligations
CORE - Lease Purchase Debt Payments**

**Budget Unit 350093B
Bill Section 05.200**

4. FINANCIAL HISTORY

	FY 2022	FY 2023	FY 2024	FY 2025
	Actual	Actual	Actual	Current Yr. as of 1/27/25
Appropriations (All Funds)	2,413,007	2,408,932	2,407,157	2,408,657
Less Reverted (All Funds)	0	0	0	0
Less Restricted (All Funds)*	0	0	0	0
Less Transfers Out	0	0	0	0
Plus Transfers In	0	0	0	0
Budget Authority (All Funds)	2,413,007	2,408,932	2,407,157	2,408,657
Actual Expenditures (all Fund)	2,412,995	2,406,680	2,401,719	N/A
Unexpended (All Funds)	12	2,252	5,438	N/A
Unexpended by Fund:				
General Revenue	0	0	0	N/A
Federal	0	0	0	N/A
Other	12	2,252	5,438	N/A



*Restricted amount is as of

Reverted includes the statutory three-percent reserve amount (when applicable).

Restricted includes any Governor's Expenditure Restrictions which remained at the end of the fiscal year (when applicable).

CORE DECISION ITEM

Office of Administration
 Debt and Related Obligations
 CORE - Lease Purchase Debt Payments

Budget Unit 350093B

Bill Section 05.200

5. CORE RECONCILIATION DETAIL

	Budget Class	FTE	GR	FED	OTHER	TOTAL	Explanation
TAFP After VETOES							
	PS	0.00	0	0	0	0	
	EE	0.00	0	0	0	0	
	PD	0.00	0	0	2,408,657	2,408,657	
	TRF	0.00	0	0	0	0	
	Total	0.00	0	0	2,408,657	2,408,657	
One-Times							
	PS	0.00	0	0	0	0	
	EE	0.00	0	0	0	0	
	PD	0.00	0	0	0	0	
	TRF	0.00	0	0	0	0	
	Total	0.00	0	0	0	0	
FY 26 Beginning Core							
	PS	0.00	0	0	0	0	
	EE	0.00	0	0	0	0	
	PD	0.00	0	0	2,408,657	2,408,657	
	TRF	0.00	0	0	0	0	
	Total	0.00	0	0	2,408,657	2,408,657	
Department Request Adjustments							

CORE DECISION ITEM

Office of Administration
 Debt and Related Obligations
 CORE - Lease Purchase Debt Payments

Budget Unit 350093B

Bill Section 05.200

			Budget Class	FTE	GR	FED	OTHER	TOTAL	Explanation
Core Reduction	CRD.35B.001	16753	PD	0.00	0	0	(300)	(300)	Core reduction of funding that is no longer needed due to a reduction in the debt service.
Net Department Request Adjustments				0.00	0	0	(300)	(300)	
Department Request Core									
			PS	0.00	0	0	0	0	
			EE	0.00	0	0	0	0	
			PD	0.00	0	0	2,408,357	2,408,357	
			TRF	0.00	0	0	0	0	
			Total	0.00	0	0	2,408,357	2,408,357	
Governor's Recommended Core									
			PS	0.00	0	0	0	0	
			EE	0.00	0	0	0	0	
			PD	0.00	0	0	2,408,357	2,408,357	
			TRF	0.00	0	0	0	0	
			Total	0.00	0	0	2,408,357	2,408,357	

CORE DECISION ITEM

Office of Administration
 Debt and Related Obligations
 CORE - Lease Purchase Debt Payments

Budget Unit 350093B
 Bill Section 05.200

Summary of the Core by Expenditure Types

Account	FY24 Budget		FY24 Actual		FY25 Budget		FY25 Actual as of 1/27/25		FY26 DTREQ		FY26 GVREC	FY26 GVREC
	Dollars	FTE	Dollars	FTE	Dollars	FTE	Dollars	FTE	Dollars	FTE	Dollars	FTE
Debt Service Expenses	2,407,157	0.00	2,401,719	0.00	2,408,657	0.00	2,208,641	0.00	2,408,357	0.00	2,408,357	0.00
Total PSD	2,407,157	0.00	2,401,719	0.00	2,408,657	0.00	2,208,641	0.00	2,408,357	0.00	2,408,357	0.00
Grand Total	2,407,157	0.00	2,401,719	0.00	2,408,657	0.00	2,208,641	0.00	2,408,357	0.00	2,408,357	0.00

NEW DECISION ITEM

RANK: 009 OF

Office of Administration
 Facilities Maintenance Design and Construction
 STL Property Consolidation
 DI# NOP.GV.118

Budget Unit 350093B

Bill Section 5.200

1. AMOUNT OF REQUEST

	FY 2026 Department Request			
	GR	Federal	Other	Total
PS	0	0	0	0
EE	0	0	0	0
PSD	0	0	0	0
TRF	0	0	0	0
Total	0	0	0	0
FTE	0.00	0.00	0.00	0.00
Est. Fringe	0	0	0	0

Note: Fringes budgeted in Appropriation Bill 5 except for certain fringes budgeted directly to MoDOT, Highway Patrol, and Conservation.

	FY 2026 Governor's Recommended			
	GR	Federal	Other	Total
PS	0	0	0	0
EE	0	0	0	0
PSD	17,200,000	0	0	17,200,000
TRF	0	0	0	0
Total	17,200,000	0	0	17,200,000
FTE	0.00	0.00	0.00	0.00
Est. Fringe	0	0	0	0

Note: Fringes budgeted in Appropriation Bill 5 except for certain fringes budgeted directly to MoDOT, Highway Patrol, and Conservation.

2. THIS REQUEST CAN BE CATEGORIZED AS:

3. WHY IS THIS FUNDING NEEDED? PROVIDE AN EXPLANATION FOR ITEMS CHECKED IN #2. INCLUDE THE FEDERAL OR STATE STATUTORY OR CONSTITUTIONAL AUTHORIZATION FOR THIS PROGRAM.

NEW DECISION ITEM

RANK: 009 OF

**Office of Administration
Facilities Maintenance Design and Construction
STL Property Consolidation
DI# NOP.GV.118**

Budget Unit 350093B

Bill Section 5.200

As part of FMDC's strategic priority to promote efficient space utilization while addressing the needs of each state agency, FMDC has been working to sell the following underutilized properties and purchase one new property that will more efficiently meet state agency needs while reducing maintenance costs for vacant buildings.

St. Louis Properties- sold or selling:

- Prince Hall State Office Building - \$444,000 (Closed July 2024)
- Hubert Wheeler State School - \$750,000 (Closing Dec 2024)
- Gateway Hubert Wheeler State School - \$2,500,000 (Closing Dec/Jan)
- Wainwright State Office Building - \$8,250,000 (Closing Dec/Jan)
- Mill Creek State Office Building - \$4,850,000 (Closing Dec 2024)
- Total Sold State Property in St Louis- \$16,794,000**

4. DESCRIBE THE DETAILED ASSUMPTIONS USED TO DERIVE THE SPECIFIC REQUESTED AMOUNT. (How did you determine that the requested number of FTE were appropriate? From what source or standard did you derive the requested levels of funding? Were alternatives such as outsourcing or automation considered? If based on new legislation, does request tie to TAFP fiscal note? If not, explain why. Detail which portions of the request are one-times and how those amounts were calculated.)

This funding will be deposited into General Revenue. FMDC is in the process of acquiring a new building in Chesterfield MO and is utilizing the Missouri Finance Board (MFB) to cover the acquisition cost. FMDC is requesting authority to allow General Revenue funding generated by the building sales listed above to cover the cost of the new building purchase. If approved, OA-FMDC anticipates paying off the debt before the first payment must be made.

5. BREAK DOWN THE REQUEST BY BUDGET ACCOUNT CLASS, JOB CLASS, AND FUND SOURCE. IDENTIFY ONE-TIME COSTS.

Budget Account Class/Job Class	DTREQ GR DOLLAR	DTREQ GR FTE	DTREQ FED DOLLAR	DTREQ FED FTE	DTREQ OTHER DOLLAR	DTREQ OTHER FTE	DTREQ TOTAL DOLLAR	DTREQ TOTAL FTE	DTREQ One-Time DOLLARS
Total PS	0	0.00	0	0.00	0	0.00	0	0.00	0
Total EE	0		0		0		0		0
Total PSD	0		0		0		0		0
Total TRF	0		0		0		0		0
Grand Total	0	0.00	0	0.00	0	0.00	0	0.00	0

NEW DECISION ITEM

RANK: 009 OF

**Office of Administration
Facilities Maintenance Design and Construction
STL Property Consolidation
DI# NOP.GV.118**

Budget Unit 350093B

Bill Section 5.200

Budget Account Class/Job Class	GVREC GR DOLLAR	GVREC GR FTE	GVREC FED DOLLAR	GVREC FED FTE	GVREC OTHER DOLLAR	GVREC OTHER FTE	GVREC TOTAL DOLLAR	GVREC TOTAL FTE	GVREC One-Time DOLLARS
Total PS	<u>0</u>	0.00	<u>0</u>	0.00	<u>0</u>	0.00	<u>0</u>	0.00	<u>0</u>
Total EE	<u>0</u>		<u>0</u>		<u>0</u>		<u>0</u>		<u>0</u>
666ZZZZ:Debt Service Expenses	<u>17,200,000</u>		<u>0</u>		<u>0</u>		<u>17,200,000</u>		<u>17,200,000</u>
Total PSD	<u>17,200,000</u>		<u>0</u>		<u>0</u>		<u>17,200,000</u>		<u>17,200,000</u>
Total TRF	<u>0</u>		<u>0</u>		<u>0</u>		<u>0</u>		<u>0</u>
Grand Total	<u>17,200,000</u>	0.00	<u>0</u>	0.00	<u>0</u>	0.00	<u>17,200,000</u>	0.00	<u>17,200,000</u>

CORE DECISION ITEM

Office of Administration
Debt and Related Obligations
CORE - MDFP - Historical Society Project

Budget Unit 350095B
Bill Section 05.205

1. CORE FINANCIAL SUMMARY

	FY 2026 Department Request			
	GR	Federal	Other	Total
PS	0	0	0	0
EE	0	0	0	0
PSD	2,292,169	0	0	2,292,169
TRF	0	0	0	0
Total	2,292,169	0	0	2,292,169

FTE	0.00	0.00	0.00	0.00
------------	-------------	-------------	-------------	-------------

Est. Fringe	0	0	0	0
--------------------	---	---	---	---

Note: Fringes budgeted in Appropriation Bill 5 except for certain fringes budgeted directly to MoDOT, Highway Patrol, and Conservation.

	FY 2026 Governor's Recommended			
	GR	Federal	Other	Total
PS	0	0	0	0
EE	0	0	0	0
PSD	2,292,169	0	0	2,292,169
TRF	0	0	0	0
Total	2,292,169	0	0	2,292,169

FTE	0.00	0.00	0.00	0.00
------------	-------------	-------------	-------------	-------------

Est. Fringe	0	0	0	0
--------------------	---	---	---	---

Note: Fringes budgeted in Appropriation Bill 5 except for certain fringes budgeted directly to MoDOT, Highway Patrol, and Conservation.

2. CORE DESCRIPTION

This core request is for the payment of principal and interest on outstanding Missouri Development Finance Board - Historical Society project bonds. The State has entered into a financing agreement to pay the annual debt service on these bonds. The principal amount of bonds outstanding as of 7/1/24 is \$22,785,000. The bonds will mature on 10/1/2035. This request represents a core reduction of \$5,100.

3. PROGRAM LISTING (list programs included in this core funding)

Debt Management

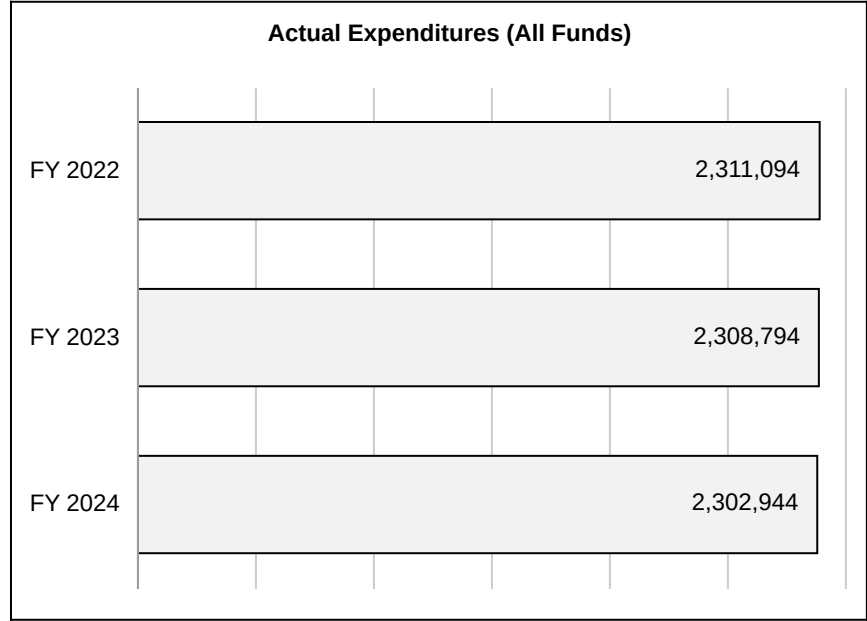
CORE DECISION ITEM

**Office of Administration
Debt and Related Obligations
CORE - MDPF - Historical Society Project**

**Budget Unit 350095B
Bill Section 05.205**

4. FINANCIAL HISTORY

	FY 2022	FY 2023	FY 2024	FY 2025
	Actual	Actual	Actual	Current Yr. as of 1/27/25
Appropriations (All Funds)	2,311,094	2,308,794	2,302,944	2,297,269
Less Reverted (All Funds)	0	0	0	0
Less Restricted (All Funds)*	0	0	0	0
Less Transfers Out	0	0	0	0
Plus Transfers In	0	0	0	0
Budget Authority (All Funds)	2,311,094	2,308,794	2,302,944	2,297,269
Actual Expenditures (all Fund)	2,311,094	2,308,794	2,302,944	N/A
Unexpended (All Funds)	0	0	0	N/A
Unexpended by Fund:				
General Revenue	0	0	0	N/A
Federal	0	0	0	N/A
Other	0	0	0	N/A



*Restricted amount is as of

Reverted includes the statutory three-percent reserve amount (when applicable).

Restricted includes any Governor's Expenditure Restrictions which remained at the end of the fiscal year (when applicable).

CORE DECISION ITEM

Office of Administration
 Debt and Related Obligations
 CORE - MDFP - Historical Society Project

Budget Unit 350095B

Bill Section 05.205

5. CORE RECONCILIATION DETAIL

	Budget Class	FTE	GR	FED	OTHER	TOTAL	Explanation
TAFP After VETOES							
	PS	0.00	0	0	0	0	
	EE	0.00	0	0	0	0	
	PD	0.00	2,297,269	0	0	2,297,269	
	TRF	0.00	0	0	0	0	
	Total	0.00	2,297,269	0	0	2,297,269	
One-Times							
	PS	0.00	0	0	0	0	
	EE	0.00	0	0	0	0	
	PD	0.00	0	0	0	0	
	TRF	0.00	0	0	0	0	
	Total	0.00	0	0	0	0	
FY 26 Beginning Core							
	PS	0.00	0	0	0	0	
	EE	0.00	0	0	0	0	
	PD	0.00	2,297,269	0	0	2,297,269	
	TRF	0.00	0	0	0	0	
	Total	0.00	2,297,269	0	0	2,297,269	
Department Request Adjustments							

CORE DECISION ITEM

Office of Administration
Debt and Related Obligations
CORE - MDFP - Historical Society Project

Budget Unit 350095B

Bill Section 05.205

			Budget Class	FTE	GR	FED	OTHER	TOTAL	Explanation
Core Reduction	CRD.35B.002	11249	PD	0.00	(5,100)	0	0	(5,100)	Core reduction of funding that is no longer needed due to a reduction in the debt service.
Net Department Request Adjustments				0.00	(5,100)	0	0	(5,100)	
Department Request Core									
			PS	0.00	0	0	0	0	
			EE	0.00	0	0	0	0	
			PD	0.00	2,292,169	0	0	2,292,169	
			TRF	0.00	0	0	0	0	
			Total	0.00	2,292,169	0	0	2,292,169	
Governor's Recommended Core									
			PS	0.00	0	0	0	0	
			EE	0.00	0	0	0	0	
			PD	0.00	2,292,169	0	0	2,292,169	
			TRF	0.00	0	0	0	0	
			Total	0.00	2,292,169	0	0	2,292,169	

CORE DECISION ITEM

Office of Administration
 Debt and Related Obligations
 CORE - MDFP - Historical Society Project

Budget Unit 350095B
 Bill Section 05.205

Summary of the Core by Expenditure Types

Account	FY24 Budget		FY24 Actual		FY25 Budget		FY25 Actual as of 1/27/25		FY26 DTREQ		FY26 GVREC	FY26 GVREC
	Dollars	FTE	Dollars	FTE	Dollars	FTE	Dollars	FTE	Dollars	FTE	Dollars	FTE
Debt Service Expenses	2,302,944	0.00	2,302,944	0.00	2,297,269	0.00	1,971,197	0.00	2,292,169	0.00	2,292,169	0.00
Total PSD	2,302,944	0.00	2,302,944	0.00	2,297,269	0.00	1,971,197	0.00	2,292,169	0.00	2,292,169	0.00
Grand Total	2,302,944	0.00	2,302,944	0.00	2,297,269	0.00	1,971,197	0.00	2,292,169	0.00	2,292,169	0.00

CORE DECISION ITEM

**Office of Administration
Debt and Related Obligations
CORE - Fulton State Hospital Bond Fund Transfer**

**Budget Unit 350097B
Bill Section 05.210**

1. CORE FINANCIAL SUMMARY

	FY 2026 Department Request			
	GR	Federal	Other	Total
PS	0	0	0	0
EE	0	0	0	0
PSD	0	0	0	0
TRF	8,696,350	0	0	8,696,350
Total	8,696,350	0	0	8,696,350

FTE	0.00	0.00	0.00	0.00
------------	-------------	-------------	-------------	-------------

Est. Fringe	0	0	0	0
--------------------	---	---	---	---

Note: Fringes budgeted in Appropriation Bill 5 except for certain fringes budgeted directly to MoDOT, Highway Patrol, and Conservation.

	FY 2026 Governor's Recommended			
	GR	Federal	Other	Total
PS	0	0	0	0
EE	0	0	0	0
PSD	0	0	0	0
TRF	8,696,350	0	0	8,696,350
Total	8,696,350	0	0	8,696,350

FTE	0.00	0.00	0.00	0.00
------------	-------------	-------------	-------------	-------------

Est. Fringe	0	0	0	0
--------------------	---	---	---	---

Note: Fringes budgeted in Appropriation Bill 5 except for certain fringes budgeted directly to MoDOT, Highway Patrol, and Conservation.

2. CORE DESCRIPTION

The State has entered into a financing agreement to pay the annual debt service on Missouri Development Finance Board - Fulton State Hospital project bonds Series A 2014 and Series A 2016. This core request provides for the transfer from general revenue to the Fulton State Hospital bonds debt service fund. Funds are transferred into the debt service fund one year in advance of the required debt service payment date. The principal amount of bonds outstanding as of 7/1/24 is \$57,550,000. This request represents a core reduction of \$6,150.

3. PROGRAM LISTING (list programs included in this core funding)

Debt Management

CORE DECISION ITEM

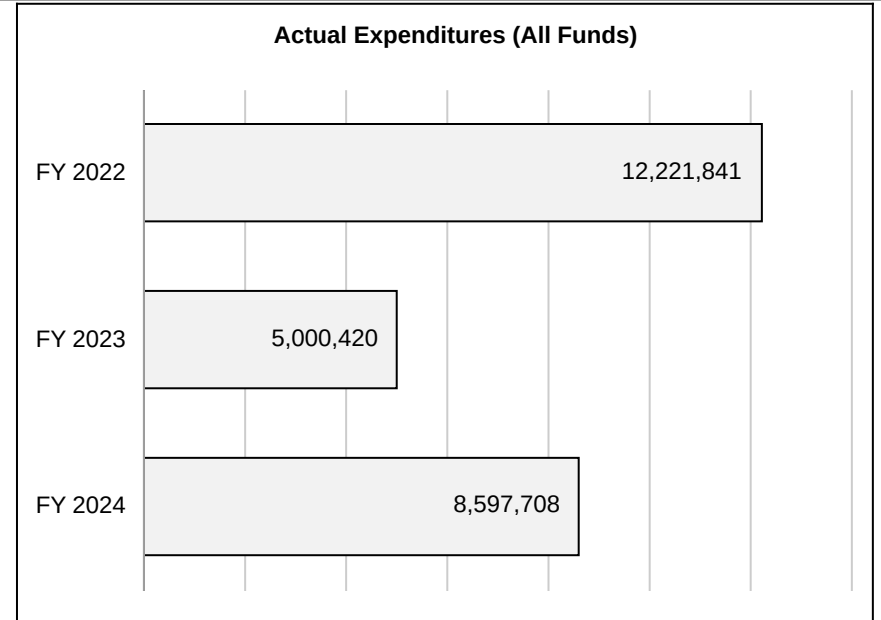
**Office of Administration
Debt and Related Obligations
CORE - Fulton State Hospital Bond Fund Transfer**

Budget Unit 350097B

Bill Section 05.210

4. FINANCIAL HISTORY

	FY 2022	FY 2023	FY 2024	FY 2025
	Actual	Actual	Actual	Current Yr. as of 1/27/25
Appropriations (All Funds)	12,335,263	12,329,785	8,709,744	8,702,500
Less Reverted (All Funds)	0	0	0	0
Less Restricted (All Funds)*	0	0	0	0
Less Transfers Out	0	0	0	0
Plus Transfers In	0	0	0	0
Budget Authority (All Funds)	12,335,263	12,329,785	8,709,744	8,702,500
Actual Expenditures (all Fund)	12,221,841	5,000,420	8,597,708	N/A
Unexpended (All Funds)	113,422	7,329,365	112,036	N/A
Unexpended by Fund:				
General Revenue	113,422	7,329,365	112,036	N/A
Federal	0	0	0	N/A
Other	0	0	0	N/A



*Restricted amount is as of

Reverted includes the statutory three-percent reserve amount (when applicable).

Restricted includes any Governor's Expenditure Restrictions which remained at the end of the fiscal year (when applicable).

CORE DECISION ITEM

Office of Administration
 Debt and Related Obligations
 CORE - Fulton State Hospital Bond Fund Transfer

Budget Unit 350097B

Bill Section 05.210

5. CORE RECONCILIATION DETAIL

	Budget Class	FTE	GR	FED	OTHER	TOTAL	Explanation
TAFP After VETOES							
	PS	0.00	0	0	0	0	
	EE	0.00	0	0	0	0	
	PD	0.00	0	0	0	0	
	TRF	0.00	8,702,500	0	0	8,702,500	
	Total	0.00	8,702,500	0	0	8,702,500	
One-Times							
	PS	0.00	0	0	0	0	
	EE	0.00	0	0	0	0	
	PD	0.00	0	0	0	0	
	TRF	0.00	0	0	0	0	
	Total	0.00	0	0	0	0	
FY 26 Beginning Core							
	PS	0.00	0	0	0	0	
	EE	0.00	0	0	0	0	
	PD	0.00	0	0	0	0	
	TRF	0.00	8,702,500	0	0	8,702,500	
	Total	0.00	8,702,500	0	0	8,702,500	
Department Request Adjustments							

CORE DECISION ITEM

Office of Administration
 Debt and Related Obligations
 CORE - Fulton State Hospital Bond Fund Transfer

Budget Unit 350097B

Bill Section 05.210

			Budget Class	FTE	GR	FED	OTHER	TOTAL	Explanation
Core Reduction	CRD.35B.009	T1932	TRF	0.00	(6,150)	0	0	(6,150)	Core reduction of funding that is no longer needed due to a reduction in the debt service.
Net Department Request Adjustments				0.00	(6,150)	0	0	(6,150)	
Department Request Core									
			PS	0.00	0	0	0	0	
			EE	0.00	0	0	0	0	
			PD	0.00	0	0	0	0	
			TRF	0.00	8,696,350	0	0	8,696,350	
			Total	0.00	8,696,350	0	0	8,696,350	
Governor's Recommended Core									
			PS	0.00	0	0	0	0	
			EE	0.00	0	0	0	0	
			PD	0.00	0	0	0	0	
			TRF	0.00	8,696,350	0	0	8,696,350	
			Total	0.00	8,696,350	0	0	8,696,350	

CORE DECISION ITEM

Office of Administration
 Debt and Related Obligations
 CORE - Fulton State Hospital Bond Fund Transfer

Budget Unit 350097B
 Bill Section 05.210

Summary of the Core by Expenditure Types

Account	FY24 Budget		FY24 Actual		FY25 Budget		FY25 Actual as of 1/27/25		FY26 DTREQ		FY26 GVREC	FY26 GVREC
	Dollars	FTE	Dollars	FTE	Dollars	FTE	Dollars	FTE	Dollars	FTE	Dollars	FTE
Appropriated Transfers Out St	8,709,744	0.00	8,597,708	0.00	8,702,500	0.00	7,746,744	0.00	8,696,350	0.00	8,696,350	0.00
Total TRF	8,709,744	0.00	8,597,708	0.00	8,702,500	0.00	7,746,744	0.00	8,696,350	0.00	8,696,350	0.00
Grand Total	8,709,744	0.00	8,597,708	0.00	8,702,500	0.00	7,746,744	0.00	8,696,350	0.00	8,696,350	0.00

CORE DECISION ITEM

**Office of Administration
Debt and Related Obligations
CORE - Fulton State Hospital Bond Fund Payment**

**Budget Unit 350098B
Bill Section 05.215**

1. CORE FINANCIAL SUMMARY

	FY 2026 Department Request			
	GR	Federal	Other	Total
PS	0	0	0	0
EE	0	0	0	0
PSD	0	0	8,702,500	8,702,500
TRF	0	0	0	0
Total	0	0	8,702,500	8,702,500

FTE **0.00** **0.00** **0.00** **0.00**

Est. Fringe	0	0	0	0
--------------------	---	---	---	---

Note: Fringes budgeted in Appropriation Bill 5 except for certain fringes budgeted directly to MoDOT, Highway Patrol, and Conservation.

Other Funds: 1396:Fulton State Hospital Bond and Interest Series 2014 Fu

	FY 2026 Governor's Recommended			
	GR	Federal	Other	Total
PS	0	0	0	0
EE	0	0	0	0
PSD	0	0	8,702,500	8,702,500
TRF	0	0	0	0
Total	0	0	8,702,500	8,702,500

FTE **0.00** **0.00** **0.00** **0.00**

Est. Fringe	0	0	0	0
--------------------	---	---	---	---

Note: Fringes budgeted in Appropriation Bill 5 except for certain fringes budgeted directly to MoDOT, Highway Patrol, and Conservation.

Other Funds: 1396:Fulton State Hospital Bond and Interest Series 2014 Fu

2. CORE DESCRIPTION

This request is for the payment of principal and interest on the outstanding Missouri Development Finance Board Fulton State Hospital Project Bonds Series A 2014 and Series A 2016. The State has entered into a financing agreement to pay the annual debt service on these bonds. The principal amount of bonds outstanding as of 7/1/24 is \$57,550,000. The bonds will mature on 10/1/32. This request represents a core reduction of \$7,244.

3. PROGRAM LISTING (list programs included in this core funding)

Debt Management


CORE DECISION ITEM

**Office of Administration
Debt and Related Obligations
CORE - Fulton State Hospital Bond Fund Payment**

**Budget Unit 350098B
Bill Section 05.215**

4. FINANCIAL HISTORY

	FY 2022	FY 2023	FY 2024	FY 2025
	Actual	Actual	Actual	Current Yr. as of 1/27/25
Appropriations (All Funds)	12,338,263	12,335,263	8,712,141	8,709,744
Less Reverted (All Funds)	0	0	0	0
Less Restricted (All Funds)*	0	0	0	0
Less Transfers Out	0	0	0	0
Plus Transfers In	0	0	0	0
Budget Authority (All Funds)	12,338,263	12,335,263	8,712,141	8,709,744
Actual Expenditures (all Fund)	12,338,263	8,717,619	8,712,141	N/A
Unexpended (All Funds)	0	3,617,644	0	N/A
Unexpended by Fund:				
General Revenue	0	0	0	N/A
Federal	0	0	0	N/A
Other	0	3,617,644	0	N/A



*Restricted amount is as of

Reverted includes the statutory three-percent reserve amount (when applicable).

Restricted includes any Governor's Expenditure Restrictions which remained at the end of the fiscal year (when applicable).

CORE DECISION ITEM

Office of Administration
 Debt and Related Obligations
 CORE - Fulton State Hospital Bond Fund Payment

Budget Unit 350098B

Bill Section 05.215

5. CORE RECONCILIATION DETAIL

	Budget Class	FTE	GR	FED	OTHER	TOTAL	Explanation
TAFP After VETOES							
	PS	0.00	0	0	0	0	
	EE	0.00	0	0	0	0	
	PD	0.00	0	0	8,709,744	8,709,744	
	TRF	0.00	0	0	0	0	
	Total	0.00	0	0	8,709,744	8,709,744	
One-Times							
	PS	0.00	0	0	0	0	
	EE	0.00	0	0	0	0	
	PD	0.00	0	0	0	0	
	TRF	0.00	0	0	0	0	
	Total	0.00	0	0	0	0	
FY 26 Beginning Core							
	PS	0.00	0	0	0	0	
	EE	0.00	0	0	0	0	
	PD	0.00	0	0	8,709,744	8,709,744	
	TRF	0.00	0	0	0	0	
	Total	0.00	0	0	8,709,744	8,709,744	
Department Request Adjustments							

CORE DECISION ITEM

Office of Administration
 Debt and Related Obligations
 CORE - Fulton State Hospital Bond Fund Payment

Budget Unit 350098B

Bill Section 05.215

			Budget Class	FTE	GR	FED	OTHER	TOTAL	Explanation
Core Reduction	CRD.35B.003	18921	PD	0.00	0	0	(7,244)	(7,244)	Core reduction of funding that is no longer needed due to a reduction in the debt service.
Net Department Request Adjustments				0.00	0	0	(7,244)	(7,244)	
Department Request Core									
			PS	0.00	0	0	0	0	
			EE	0.00	0	0	0	0	
			PD	0.00	0	0	8,702,500	8,702,500	
			TRF	0.00	0	0	0	0	
			Total	0.00	0	0	8,702,500	8,702,500	
Governor's Recommended Core									
			PS	0.00	0	0	0	0	
			EE	0.00	0	0	0	0	
			PD	0.00	0	0	8,702,500	8,702,500	
			TRF	0.00	0	0	0	0	
			Total	0.00	0	0	8,702,500	8,702,500	

CORE DECISION ITEM

Office of Administration
 Debt and Related Obligations
 CORE - Fulton State Hospital Bond Fund Payment

Budget Unit 350098B
 Bill Section 05.215

Summary of the Core by Expenditure Types

Account	FY24 Budget		FY24 Actual		FY25 Budget		FY25 Actual as of 1/27/25		FY26 DTREQ		FY26 GVREC	FY26 GVREC
	Dollars	FTE	Dollars	FTE	Dollars	FTE	Dollars	FTE	Dollars	FTE	Dollars	FTE
Debt Service Expenses	8,712,141	0.00	8,712,141	0.00	8,709,744	0.00	7,770,956	0.00	8,702,500	0.00	8,702,500	0.00
Total PSD	8,712,141	0.00	8,712,141	0.00	8,709,744	0.00	7,770,956	0.00	8,702,500	0.00	8,702,500	0.00
Grand Total	8,712,141	0.00	8,712,141	0.00	8,709,744	0.00	7,770,956	0.00	8,702,500	0.00	8,702,500	0.00

NEW DECISION ITEM

RANK: OF

Office of Administration
 Administrative Disbursements
 State Fair Bond Debt Service
 DI# NOP.GV.107

Budget Unit 350199B

Bill Section 5.216

1. AMOUNT OF REQUEST

	FY 2026 Department Request			
	GR	Federal	Other	Total
PS	0	0	0	0
EE	0	0	0	0
PSD	0	0	0	0
TRF	0	0	0	0
Total	0	0	0	0
FTE	0.00	0.00	0.00	0.00
Est. Fringe	0	0	0	0

Note: Fringes budgeted in Appropriation Bill 5 except for certain fringes budgeted directly to MoDOT, Highway Patrol, and Conservation.

	FY 2026 Governor's Recommended			
	GR	Federal	Other	Total
PS	0	0	0	0
EE	0	0	0	0
PSD	4,200,000	0	0	4,200,000
TRF	0	0	0	0
Total	4,200,000	0	0	4,200,000
FTE	0.00	0.00	0.00	0.00
Est. Fringe	0	0	0	0

Note: Fringes budgeted in Appropriation Bill 5 except for certain fringes budgeted directly to MoDOT, Highway Patrol, and Conservation.

2. THIS REQUEST CAN BE CATEGORIZED AS:

Cost to Continue

3. WHY IS THIS FUNDING NEEDED? PROVIDE AN EXPLANATION FOR ITEMS CHECKED IN #2. INCLUDE THE FEDERAL OR STATE STATUTORY OR CONSTITUTIONAL AUTHORIZATION FOR THIS PROGRAM.

This request includes funding that would cover the annual debt service for approximately \$79.8 million in bond debt service that would be utilized for Missouri State Fair projects.

The amount represents 20 years duration.

4. DESCRIBE THE DETAILED ASSUMPTIONS USED TO DERIVE THE SPECIFIC REQUESTED AMOUNT. (How did you determine that the requested number of FTE were appropriate? From what source or standard did you derive the requested levels of funding? Were alternatives such as outsourcing or automation considered? If

NEW DECISION ITEM

RANK: OF

**Office of Administration
Administrative Disbursements
State Fair Bond Debt Service
DI# NOP.GV.107**

Budget Unit 350199B

Bill Section 5.216

based on new legislation, does request tie to TAFP fiscal note? If not, explain why. Detail which portions of the request are one-times and how those amounts were calculated.)

\$4.2 million is the estimated annual debt service for \$79.8 million in bonded projects.

5. BREAK DOWN THE REQUEST BY BUDGET ACCOUNT CLASS, JOB CLASS, AND FUND SOURCE. IDENTIFY ONE-TIME COSTS.

Budget Account Class/Job Class	DTREQ GR DOLLAR	DTREQ GR FTE	DTREQ FED DOLLAR	DTREQ FED FTE	DTREQ OTHER DOLLAR	DTREQ OTHER FTE	DTREQ TOTAL DOLLAR	DTREQ TOTAL FTE	DTREQ One-Time DOLLARS
Total PS	0	0.00	0	0.00	0	0.00	0	0.00	0
Total EE	0		0		0		0		0
Total PSD	0		0		0		0		0
Total TRF	0		0		0		0		0
Grand Total	0	0.00	0	0.00	0	0.00	0	0.00	0
Budget Account Class/Job Class	GVREC GR DOLLAR	GVREC GR FTE	GVREC FED DOLLAR	GVREC FED FTE	GVREC OTHER DOLLAR	GVREC OTHER FTE	GVREC TOTAL DOLLAR	GVREC TOTAL FTE	GVREC One-Time DOLLARS
Total PS	0	0.00	0	0.00	0	0.00	0	0.00	0
Total EE	0		0		0		0		0
666ZZZ:Debt Service Expenses	4,200,000		0		0		4,200,000		0
Total PSD	4,200,000		0		0		4,200,000		0
Total TRF	0		0		0		0		0
Grand Total	4,200,000	0.00	0	0.00	0	0.00	4,200,000	0.00	0

CORE DECISION ITEM

Office of Administration
Debt and Related Obligations
CORE - Debt Management

Budget Unit 350100B
Bill Section 05.225

1. CORE FINANCIAL SUMMARY

	FY 2026 Department Request			
	GR	Federal	Other	Total
PS	0	0	0	0
EE	83,300	0	0	83,300
PSD	0	0	0	0
TRF	0	0	0	0
Total	83,300	0	0	83,300
FTE	0.00	0.00	0.00	0.00
Est. Fringe	0	0	0	0

Note: Fringes budgeted in Appropriation Bill 5 except for certain fringes budgeted directly to MoDOT, Highway Patrol, and Conservation.

	FY 2026 Governor's Recommended			
	GR	Federal	Other	Total
PS	0	0	0	0
EE	83,300	0	0	83,300
PSD	0	0	0	0
TRF	0	0	0	0
Total	83,300	0	0	83,300
FTE	0.00	0.00	0.00	0.00
Est. Fringe	0	0	0	0

Note: Fringes budgeted in Appropriation Bill 5 except for certain fringes budgeted directly to MoDOT, Highway Patrol, and Conservation.

2. CORE DESCRIPTION

This core request is to retain the services of a financial advisor and bond counsel to assist the State with managing its \$527.7 million of outstanding debt administered by the Office of Administration. The Financial advisor and bond counsel, with knowledge of the bond market, are responsible for monitoring the market with respect to the State's outstanding debt. They are responsible for making recommendations to State staff on any debt savings opportunities available to the State. They also keep the State apprised on any new financing mechanisms and strategies that would reduce the State's borrowing costs.

3. PROGRAM LISTING (list programs included in this core funding)

Debt Management

CORE DECISION ITEM

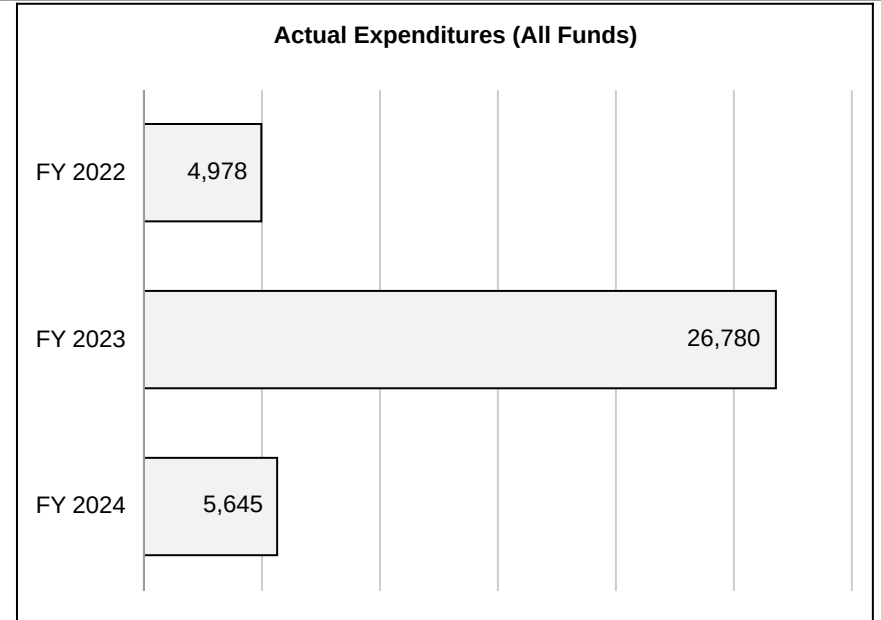
**Office of Administration
Debt and Related Obligations
CORE - Debt Management**

Budget Unit 350100B

Bill Section 05.225

4. FINANCIAL HISTORY

	FY 2022	FY 2023	FY 2024	FY 2025
	Actual	Actual	Actual	Current Yr. as of 1/27/25
Appropriations (All Funds)	83,300	83,300	83,300	83,300
Less Reverted (All Funds)	(2,499)	(2,499)	(2,499)	(2,499)
Less Restricted (All Funds)*	0	0	0	0
Less Transfers Out	0	0	0	0
Plus Transfers In	0	0	0	0
Budget Authority (All Funds)	80,801	80,801	80,801	80,801
Actual Expenditures (all Fund)	4,978	26,780	5,645	N/A
Unexpended (All Funds)	75,823	54,021	75,156	N/A
Unexpended by Fund:				
General Revenue	75,823	54,021	75,156	N/A
Federal	0	0	0	N/A
Other	0	0	0	N/A



*Restricted amount is as of

Reverted includes the statutory three-percent reserve amount (when applicable).

Restricted includes any Governor's Expenditure Restrictions which remained at the end of the fiscal year (when applicable).

CORE DECISION ITEM

Office of Administration
Debt and Related Obligations
CORE - Debt Management

Budget Unit 350100B

Bill Section 05.225

5. CORE RECONCILIATION DETAIL

	Budget Class	FTE	GR	FED	OTHER	TOTAL	Explanation
TAFP After VETOES							
	PS	0.00	0	0	0	0	
	EE	0.00	83,300	0	0	83,300	
	PD	0.00	0	0	0	0	
	TRF	0.00	0	0	0	0	
	Total	0.00	83,300	0	0	83,300	
One-Times							
	PS	0.00	0	0	0	0	
	EE	0.00	0	0	0	0	
	PD	0.00	0	0	0	0	
	TRF	0.00	0	0	0	0	
	Total	0.00	0	0	0	0	
FY 26 Beginning Core							
	PS	0.00	0	0	0	0	
	EE	0.00	83,300	0	0	83,300	
	PD	0.00	0	0	0	0	
	TRF	0.00	0	0	0	0	
	Total	0.00	83,300	0	0	83,300	
Department Request Adjustments							

CORE DECISION ITEM

Office of Administration
Debt and Related Obligations
CORE - Debt Management

Budget Unit 350100B

Bill Section 05.225

	Budget Class	FTE	GR	FED	OTHER	TOTAL	Explanation
Net Department Request Adjustments		0.00	0	0	0	0	
Department Request Core							
	PS	0.00	0	0	0	0	
	EE	0.00	83,300	0	0	83,300	
	PD	0.00	0	0	0	0	
	TRF	0.00	0	0	0	0	
	Total	0.00	83,300	0	0	83,300	
Governor's Recommended Core							
	PS	0.00	0	0	0	0	
	EE	0.00	83,300	0	0	83,300	
	PD	0.00	0	0	0	0	
	TRF	0.00	0	0	0	0	
	Total	0.00	83,300	0	0	83,300	

CORE DECISION ITEM

Office of Administration
Debt and Related Obligations
CORE - Debt Management

Budget Unit 350100B

Bill Section 05.225

Summary of the Core by Expenditure Types

Account	FY24 Budget		FY24 Actual		FY25 Budget		FY25 Actual as of 1/27/25		FY26 DTREQ		FY26 GVREC	FY26 GVREC
	Dollars	FTE	Dollars	FTE	Dollars	FTE	Dollars	FTE	Dollars	FTE	Dollars	FTE
Professional Services	83,300	0.00	5,645	0.00	83,300	0.00	440	0.00	83,300	0.00	83,300	0.00
Total EE	83,300	0.00	5,645	0.00	83,300	0.00	440	0.00	83,300	0.00	83,300	0.00
Grand Total	83,300	0.00	5,645	0.00	83,300	0.00	440	0.00	83,300	0.00	83,300	0.00

CORE DECISION ITEM

Office of Administration
 Debt and Related Obligations
 CORE - Conventions/Sports-Bartle Hall

Budget Unit 350103B
 Bill Section 05.230

1. CORE FINANCIAL SUMMARY

	FY 2026 Department Request			
	GR	Federal	Other	Total
PS	0	0	0	0
EE	0	0	0	0
PSD	2,000,000	0	0	2,000,000
TRF	0	0	0	0
Total	2,000,000	0	0	2,000,000

FTE	0.00	0.00	0.00	0.00
------------	-------------	-------------	-------------	-------------

Est. Fringe	0	0	0	0
--------------------	---	---	---	---

Note: Fringes budgeted in Appropriation Bill 5 except for certain fringes budgeted directly to MoDOT, Highway Patrol, and Conservation.

	FY 2026 Governor's Recommended			
	GR	Federal	Other	Total
PS	0	0	0	0
EE	0	0	0	0
PSD	2,000,000	0	0	2,000,000
TRF	0	0	0	0
Total	2,000,000	0	0	2,000,000

FTE	0.00	0.00	0.00	0.00
------------	-------------	-------------	-------------	-------------

Est. Fringe	0	0	0	0
--------------------	---	---	---	---

Note: Fringes budgeted in Appropriation Bill 5 except for certain fringes budgeted directly to MoDOT, Highway Patrol, and Conservation.

2. CORE DESCRIPTION

This core request is to provide funding for the State's contribution to the Bartle Hall Convention Center in Kansas City. Sections 67.638 - 67.645, RSMo allow certain cities and counties to create a "Convention and Sports Complex Fund" for the purpose of developing, maintaining or operating within its jurisdiction, sports, convention, exhibition, or trade facilities. The state may then contribute annually to each fund. The state began contributing to the fund in Fiscal Year 1991. State contributions of \$2,000,000 annually will be paid.

3. PROGRAM LISTING (list programs included in this core funding)

Debt Management

CORE DECISION ITEM


**Office of Administration
Debt and Related Obligations
CORE - Conventions/Sports-Bartle Hall**

Budget Unit 350103B

Bill Section 05.230

4. FINANCIAL HISTORY

	FY 2022	FY 2023	FY 2024	FY 2025
	Actual	Actual	Actual	Current Yr. as of 1/27/25
Appropriations (All Funds)	2,000,000	2,000,000	2,000,000	2,000,000
Less Reverted (All Funds)	0	0	0	0
Less Restricted (All Funds)*	0	0	0	0
Less Transfers Out	0	0	0	0
Plus Transfers In	0	0	0	0
Budget Authority (All Funds)	2,000,000	2,000,000	2,000,000	2,000,000
Actual Expenditures (all Fund)	2,000,000	2,000,000	1,833,333	N/A
Unexpended (All Funds)	0	0	166,667	N/A
Unexpended by Fund:				
General Revenue	0	0	166,667	N/A
Federal	0	0	0	N/A
Other	0	0	0	N/A



*Restricted amount is as of

Reverted includes the statutory three-percent reserve amount (when applicable).

Restricted includes any Governor's Expenditure Restrictions which remained at the end of the fiscal year (when applicable).

CORE DECISION ITEM

Office of Administration
 Debt and Related Obligations
 CORE - Conventions/Sports-Bartle Hall

Budget Unit 350103B

Bill Section 05.230

5. CORE RECONCILIATION DETAIL

	Budget Class	FTE	GR	FED	OTHER	TOTAL	Explanation
TAFP After VETOES							
	PS	0.00	0	0	0	0	
	EE	0.00	0	0	0	0	
	PD	0.00	2,000,000	0	0	2,000,000	
	TRF	0.00	0	0	0	0	
	Total	0.00	2,000,000	0	0	2,000,000	
One-Times							
	PS	0.00	0	0	0	0	
	EE	0.00	0	0	0	0	
	PD	0.00	0	0	0	0	
	TRF	0.00	0	0	0	0	
	Total	0.00	0	0	0	0	
FY 26 Beginning Core							
	PS	0.00	0	0	0	0	
	EE	0.00	0	0	0	0	
	PD	0.00	2,000,000	0	0	2,000,000	
	TRF	0.00	0	0	0	0	
	Total	0.00	2,000,000	0	0	2,000,000	
Department Request Adjustments							

CORE DECISION ITEM

Office of Administration
 Debt and Related Obligations
 CORE - Conventions/Sports-Bartle Hall

Budget Unit 350103B

Bill Section 05.230

	Budget Class	FTE	GR	FED	OTHER	TOTAL	Explanation
Net Department Request Adjustments		0.00	0	0	0	0	
Department Request Core							
	PS	0.00	0	0	0	0	
	EE	0.00	0	0	0	0	
	PD	0.00	2,000,000	0	0	2,000,000	
	TRF	0.00	0	0	0	0	
	Total	0.00	2,000,000	0	0	2,000,000	
Governor's Recommended Core							
	PS	0.00	0	0	0	0	
	EE	0.00	0	0	0	0	
	PD	0.00	2,000,000	0	0	2,000,000	
	TRF	0.00	0	0	0	0	
	Total	0.00	2,000,000	0	0	2,000,000	

CORE DECISION ITEM

Office of Administration
 Debt and Related Obligations
 CORE - Conventions/Sports-Bartle Hall

Budget Unit 350103B
 Bill Section 05.230

Summary of the Core by Expenditure Types

Account	FY24 Budget		FY24 Actual		FY25 Budget		FY25 Actual as of 1/27/25		FY26 DTREQ		FY26 GVREC	FY26 GVREC
	Dollars	FTE	Dollars	FTE	Dollars	FTE	Dollars	FTE	Dollars	FTE	Dollars	FTE
Program Disbursements	2,000,000	0.00	1,833,333	0.00	2,000,000	0.00	1,000,000	0.00	2,000,000	0.00	2,000,000	0.00
Total PSD	2,000,000	0.00	1,833,333	0.00	2,000,000	0.00	1,000,000	0.00	2,000,000	0.00	2,000,000	0.00
Grand Total	2,000,000	0.00	1,833,333	0.00	2,000,000	0.00	1,000,000	0.00	2,000,000	0.00	2,000,000	0.00

CORE DECISION ITEM

Office of Administration
 Debt and Related Obligations
 CORE - Conventions/Sports-Jackson County

Budget Unit 350104B
 Bill Section 05.235

1. CORE FINANCIAL SUMMARY

	FY 2026 Department Request			
	GR	Federal	Other	Total
PS	0	0	0	0
EE	0	0	0	0
PSD	3,000,000	0	0	3,000,000
TRF	0	0	0	0
Total	3,000,000	0	0	3,000,000

FTE	0.00	0.00	0.00	0.00
------------	-------------	-------------	-------------	-------------

Est. Fringe	0	0	0	0
--------------------	---	---	---	---

Note: Fringes budgeted in Appropriation Bill 5 except for certain fringes budgeted directly to MoDOT, Highway Patrol, and Conservation.

	FY 2026 Governor's Recommended			
	GR	Federal	Other	Total
PS	0	0	0	0
EE	0	0	0	0
PSD	3,000,000	0	0	3,000,000
TRF	0	0	0	0
Total	3,000,000	0	0	3,000,000

FTE	0.00	0.00	0.00	0.00
------------	-------------	-------------	-------------	-------------

Est. Fringe	0	0	0	0
--------------------	---	---	---	---

Note: Fringes budgeted in Appropriation Bill 5 except for certain fringes budgeted directly to MoDOT, Highway Patrol, and Conservation.

2. CORE DESCRIPTION

This core request is to provide funding for the State's contribution to the Jackson County (Kauffman/Arrowhead) Sports Stadium Complex. Sections 67.638 - 67.645, RSMo allow certain cities and counties to create a "Convention and Sports Complex Fund" for the purpose of developing, maintaining or operating within its jurisdiction, sports, convention, exhibition, or trade facilities. The state may then contribute annually to each fund. The state began contributing to the fund in Fiscal Year 1991. State contributions of \$3,000,000 annually will be paid.

3. PROGRAM LISTING (list programs included in this core funding)

Debt Management


CORE DECISION ITEM

**Office of Administration
Debt and Related Obligations
CORE - Conventions/Sports-Jackson County**

**Budget Unit 350104B
Bill Section 05.235**

4. FINANCIAL HISTORY

	FY 2022	FY 2023	FY 2024	FY 2025
	Actual	Actual	Actual	Current Yr. as of 1/27/25
Appropriations (All Funds)	3,000,000	3,000,000	3,000,000	3,000,000
Less Reverted (All Funds)	0	0	0	0
Less Restricted (All Funds)*	0	0	0	0
Less Transfers Out	0	0	0	0
Plus Transfers In	0	0	0	0
Budget Authority (All Funds)	3,000,000	3,000,000	3,000,000	3,000,000
Actual Expenditures (all Fund)	3,000,000	3,000,000	3,000,000	N/A
Unexpended (All Funds)	0	0	0	N/A
Unexpended by Fund:				
General Revenue	0	0	0	N/A
Federal	0	0	0	N/A
Other	0	0	0	N/A



*Restricted amount is as of

Reverted includes the statutory three-percent reserve amount (when applicable).

Restricted includes any Governor's Expenditure Restrictions which remained at the end of the fiscal year (when applicable).

CORE DECISION ITEM

Office of Administration
Debt and Related Obligations
CORE - Conventions/Sports-Jackson County

Budget Unit 350104B

Bill Section 05.235

5. CORE RECONCILIATION DETAIL

	Budget Class	FTE	GR	FED	OTHER	TOTAL	Explanation
TAFP After VETOES							
	PS	0.00	0	0	0	0	
	EE	0.00	0	0	0	0	
	PD	0.00	3,000,000	0	0	3,000,000	
	TRF	0.00	0	0	0	0	
	Total	0.00	3,000,000	0	0	3,000,000	
One-Times							
	PS	0.00	0	0	0	0	
	EE	0.00	0	0	0	0	
	PD	0.00	0	0	0	0	
	TRF	0.00	0	0	0	0	
	Total	0.00	0	0	0	0	
FY 26 Beginning Core							
	PS	0.00	0	0	0	0	
	EE	0.00	0	0	0	0	
	PD	0.00	3,000,000	0	0	3,000,000	
	TRF	0.00	0	0	0	0	
	Total	0.00	3,000,000	0	0	3,000,000	
Department Request Adjustments							

CORE DECISION ITEM

Office of Administration
 Debt and Related Obligations
 CORE - Conventions/Sports-Jackson County

Budget Unit 350104B

Bill Section 05.235

	Budget Class	FTE	GR	FED	OTHER	TOTAL	Explanation
Net Department Request Adjustments		0.00	0	0	0	0	
Department Request Core							
	PS	0.00	0	0	0	0	
	EE	0.00	0	0	0	0	
	PD	0.00	3,000,000	0	0	3,000,000	
	TRF	0.00	0	0	0	0	
	Total	0.00	3,000,000	0	0	3,000,000	
Governor's Recommended Core							
	PS	0.00	0	0	0	0	
	EE	0.00	0	0	0	0	
	PD	0.00	3,000,000	0	0	3,000,000	
	TRF	0.00	0	0	0	0	
	Total	0.00	3,000,000	0	0	3,000,000	

CORE DECISION ITEM

Office of Administration
 Debt and Related Obligations
 CORE - Conventions/Sports-Jackson County

Budget Unit 350104B
 Bill Section 05.235

Summary of the Core by Expenditure Types

Account	FY24 Budget		FY24 Actual		FY25 Budget		FY25 Actual as of 1/27/25		FY26 DTREQ		FY26 GVREC	FY26 GVREC
	Dollars	FTE	Dollars	FTE	Dollars	FTE	Dollars	FTE	Dollars	FTE	Dollars	FTE
Program Disbursements	3,000,000	0.00	3,000,000	0.00	3,000,000	0.00	1,250,000	0.00	3,000,000	0.00	3,000,000	0.00
Total PSD	3,000,000	0.00	3,000,000	0.00	3,000,000	0.00	1,250,000	0.00	3,000,000	0.00	3,000,000	0.00
Grand Total	3,000,000	0.00	3,000,000	0.00	3,000,000	0.00	1,250,000	0.00	3,000,000	0.00	3,000,000	0.00

CORE DECISION ITEM

Office of Administration
Debt and Related Obligations
CORE - FIFA

Budget Unit 350181B

Bill Section 05.235

1. CORE FINANCIAL SUMMARY

	FY 2026 Department Request			
	GR	Federal	Other	Total
PS	0	0	0	0
EE	0	0	0	0
PSD	0	0	0	0
TRF	0	0	0	0
Total	0	0	0	0

FTE 0.00 0.00 0.00 0.00

Est. Fringe	0	0	0	0
-------------	---	---	---	---

Note: Fringes budgeted in Appropriation Bill 5 except for certain fringes budgeted directly to MoDOT, Highway Patrol, and Conservation.

	FY 2026 Governor's Recommended			
	GR	Federal	Other	Total
PS	0	0	0	0
EE	0	0	0	0
PSD	0	0	0	0
TRF	0	0	0	0
Total	0	0	0	0

FTE 0.00 0.00 0.00 0.00

Est. Fringe	0	0	0	0
-------------	---	---	---	---

Note: Fringes budgeted in Appropriation Bill 5 except for certain fringes budgeted directly to MoDOT, Highway Patrol, and Conservation.

2. CORE DESCRIPTION

This section included one-time funding for the FIFA World Cup in FY25.

3. PROGRAM LISTING (list programs included in this core funding)

FIFA

CORE DECISION ITEM

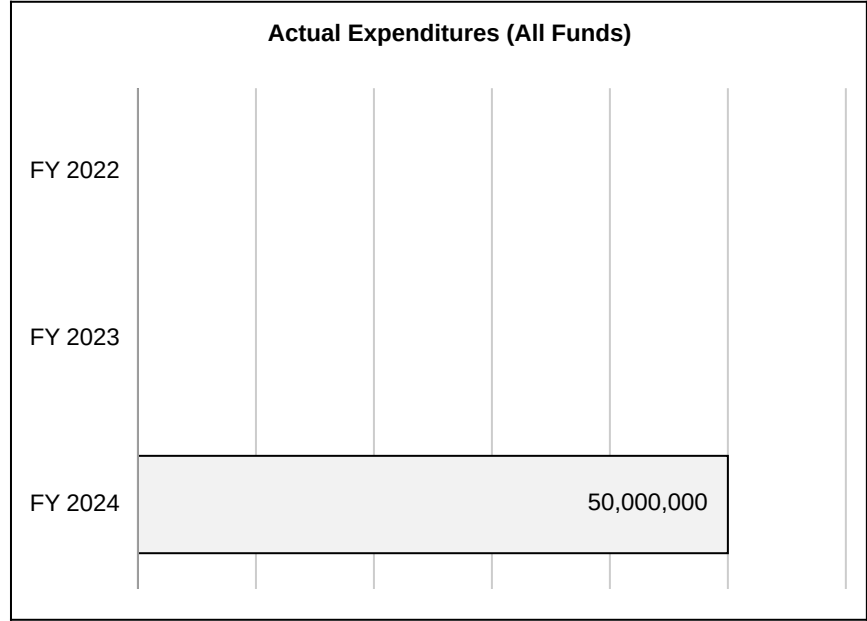
**Office of Administration
Debt and Related Obligations
CORE - FIFA**

Budget Unit 350181B

Bill Section 05.235

4. FINANCIAL HISTORY

	FY 2022	FY 2023	FY 2024	FY 2025
	Actual	Actual	Actual	Current Yr. as of 1/27/25
Appropriations (All Funds)	0	0	50,000,000	17,500,000
Less Reverted (All Funds)	0	0	0	0
Less Restricted (All Funds)*	0	0	0	0
Less Transfers Out	0	0	0	0
Plus Transfers In	0	0	0	0
Budget Authority (All Funds)	0	0	50,000,000	17,500,000
Actual Expenditures (all Fund)	0	0	50,000,000	N/A
Unexpended (All Funds)	0	0	0	N/A
Unexpended by Fund:				
General Revenue	0	0	0	N/A
Federal	0	0	0	N/A
Other	0	0	0	N/A



*Restricted amount is as of

Reverted includes the statutory three-percent reserve amount (when applicable).

Restricted includes any Governor's Expenditure Restrictions which remained at the end of the fiscal year (when applicable).

CORE DECISION ITEM

Office of Administration
Debt and Related Obligations
CORE - FIFA

Budget Unit 350181B

Bill Section 05.235

5. CORE RECONCILIATION DETAIL

	Budget Class	FTE	GR	FED	OTHER	TOTAL	Explanation
TAFP After VETOES							
	PS	0.00	0	0	0	0	
	EE	0.00	0	0	0	0	
	PD	0.00	17,500,000	0	0	17,500,000	
	TRF	0.00	0	0	0	0	
	Total	0.00	17,500,000	0	0	17,500,000	
One-Times							
	PS	0.00	0	0	0	0	
	EE	0.00	0	0	0	0	
	PD	0.00	(17,500,000)	0	0	(17,500,000)	
	TRF	0.00	0	0	0	0	
	Total	0.00	(17,500,000)	0	0	(17,500,000)	
FY 26 Beginning Core							
	PS	0.00	0	0	0	0	
	EE	0.00	0	0	0	0	
	PD	0.00	0	0	0	0	
	TRF	0.00	0	0	0	0	
	Total	0.00	0	0	0	0	
Department Request Adjustments							

CORE DECISION ITEM

Office of Administration
Debt and Related Obligations
CORE - FIFA

Budget Unit 350181B

Bill Section 05.235

	Budget Class	FTE	GR	FED	OTHER	TOTAL	Explanation
Net Department Request Adjustments		0.00	0	0	0	0	
Department Request Core							
	PS	0.00	0	0	0	0	
	EE	0.00	0	0	0	0	
	PD	0.00	0	0	0	0	
	TRF	0.00	0	0	0	0	
	Total	0.00	0	0	0	0	
Governor's Recommended Core							
	PS	0.00	0	0	0	0	
	EE	0.00	0	0	0	0	
	PD	0.00	0	0	0	0	
	TRF	0.00	0	0	0	0	
	Total	0.00	0	0	0	0	

CORE DECISION ITEM

Office of Administration
Debt and Related Obligations
CORE - FIFA

Budget Unit 350181B

Bill Section 05.235

Summary of the Core by Expenditure Types

Account	FY24 Budget		FY24 Actual		FY25 Budget		FY25 Actual as of 1/27/25		FY26 DTREQ		FY26 GVREC	FY26 GVREC
	Dollars	FTE	Dollars	FTE	Dollars	FTE	Dollars	FTE	Dollars	FTE	Dollars	FTE
Program Disbursements	50,000,000	0.00	50,000,000	0.00	17,500,000	0.00	0	0.00	0	0.00	0	0.00
Total PSD	50,000,000	0.00	50,000,000	0.00	17,500,000	0.00	0	0.00	0	0.00	0	0.00
Grand Total	50,000,000	0.00	50,000,000	0.00	17,500,000	0.00	0	0.00	0	0.00	0	0.00

NEW DECISION ITEM

RANK: OF

Office of Administration
Debt and Related Obligations
FIFA World Cup
DI# NOP.GV.130

Budget Unit 350181B

Bill Section 5.230

1. AMOUNT OF REQUEST

	FY 2026 Department Request			
	GR	Federal	Other	Total
PS	0	0	0	0
EE	0	0	0	0
PSD	0	0	0	0
TRF	0	0	0	0
Total	0	0	0	0
FTE	0.00	0.00	0.00	0.00
Est. Fringe	0	0	0	0

Note: Fringes budgeted in Appropriation Bill 5 except for certain fringes budgeted directly to MoDOT, Highway Patrol, and Conservation.

	FY 2026 Governor's Recommended			
	GR	Federal	Other	Total
PS	0	0	0	0
EE	0	0	0	0
PSD	17,500,000	0	0	17,500,000
TRF	0	0	0	0
Total	17,500,000	0	0	17,500,000
FTE	0.00	0.00	0.00	0.00
Est. Fringe	0	0	0	0

Note: Fringes budgeted in Appropriation Bill 5 except for certain fringes budgeted directly to MoDOT, Highway Patrol, and Conservation.

2. THIS REQUEST CAN BE CATEGORIZED AS:

Cost to Continue

3. WHY IS THIS FUNDING NEEDED? PROVIDE AN EXPLANATION FOR ITEMS CHECKED IN #2. INCLUDE THE FEDERAL OR STATE STATUTORY OR CONSTITUTIONAL AUTHORIZATION FOR THIS PROGRAM.

This item requests one-time funding for planning, logistics and safety measures for matches and events at the 2026 FIFA World Cup.

4. DESCRIBE THE DETAILED ASSUMPTIONS USED TO DERIVE THE SPECIFIC REQUESTED AMOUNT. (How did you determine that the requested number of FTE were appropriate? From what source or standard did you derive the requested levels of funding? Were alternatives such as outsourcing or automation considered? If

NEW DECISION ITEM

RANK: OF

Office of Administration
Debt and Related Obligations
FIFA World Cup
DI# NOP.GV.130

Budget Unit 350181B

Bill Section 5.230

based on new legislation, does request tie to TAFP fiscal note? If not, explain why. Detail which portions of the request are one-times and how those amounts were calculated.)

5. BREAK DOWN THE REQUEST BY BUDGET ACCOUNT CLASS, JOB CLASS, AND FUND SOURCE. IDENTIFY ONE-TIME COSTS.

Budget Account Class/Job Class	DTREQ GR DOLLAR	DTREQ GR FTE	DTREQ FED DOLLAR	DTREQ FED FTE	DTREQ OTHER DOLLAR	DTREQ OTHER FTE	DTREQ TOTAL DOLLAR	DTREQ TOTAL FTE	DTREQ One-Time DOLLARS
Total PS	0	0.00	0	0.00	0	0.00	0	0.00	0
Total EE	0		0		0		0		0
Total PSD	0		0		0		0		0
Total TRF	0		0		0		0		0
Grand Total	0	0.00	0	0.00	0	0.00	0	0.00	0
Budget Account Class/Job Class	GVREC GR DOLLAR	GVREC GR FTE	GVREC FED DOLLAR	GVREC FED FTE	GVREC OTHER DOLLAR	GVREC OTHER FTE	GVREC TOTAL DOLLAR	GVREC TOTAL FTE	GVREC One-Time DOLLARS
Total PS	0	0.00	0	0.00	0	0.00	0	0.00	0
Total EE	0		0		0		0		0
680ZZZZ:Program Disbursements	17,500,000		0		0		17,500,000		17,500,000
Total PSD	17,500,000		0		0		17,500,000		17,500,000
Total TRF	0		0		0		0		0
Grand Total	17,500,000	0.00	0	0.00	0	0.00	17,500,000	0.00	17,500,000

CORE DECISION ITEM

**Office of Administration
Administrative Disbursements
CORE - State Road Fund I70 Transfer**

**Budget Unit 350184B
Bill Section 05.240**

1. CORE FINANCIAL SUMMARY

	FY 2026 Department Request			
	GR	Federal	Other	Total
PS	0	0	0	0
EE	0	0	0	0
PSD	0	0	0	0
TRF	0	0	1,380,454,536	1,380,454,536
Total	0	0	1,380,454,536	1,380,454,536

FTE **0.00** **0.00** **0.00** **0.00**

Est. Fringe	0	0	0	0
--------------------	---	---	---	---

Note: Fringes budgeted in Appropriation Bill 5 except for certain fringes budgeted directly to MoDOT, Highway Patrol, and Conservation.

Other Funds: 1334:OA I-70 Project Fund

	FY 2026 Governor's Recommended			
	GR	Federal	Other	Total
PS	0	0	0	0
EE	0	0	0	0
PSD	0	0	0	0
TRF	0	0	1,375,859,705	1,375,859,705
Total	0	0	1,375,859,705	1,375,859,705

FTE **0.00** **0.00** **0.00** **0.00**

Est. Fringe	0	0	0	0
--------------------	---	---	---	---

Note: Fringes budgeted in Appropriation Bill 5 except for certain fringes budgeted directly to MoDOT, Highway Patrol, and Conservation.

Other Funds: 1334:OA I-70 Project Fund

2. CORE DESCRIPTION

This core request is for the transfer of \$1,380,000,000 from the OA-I70 project fund to the MODOT I70 project fund to support improvement to I70 as contracts are awarded. This core will be reduced as transfers are completed.

3. PROGRAM LISTING (list programs included in this core funding)

State Road Fund I70 Transfer

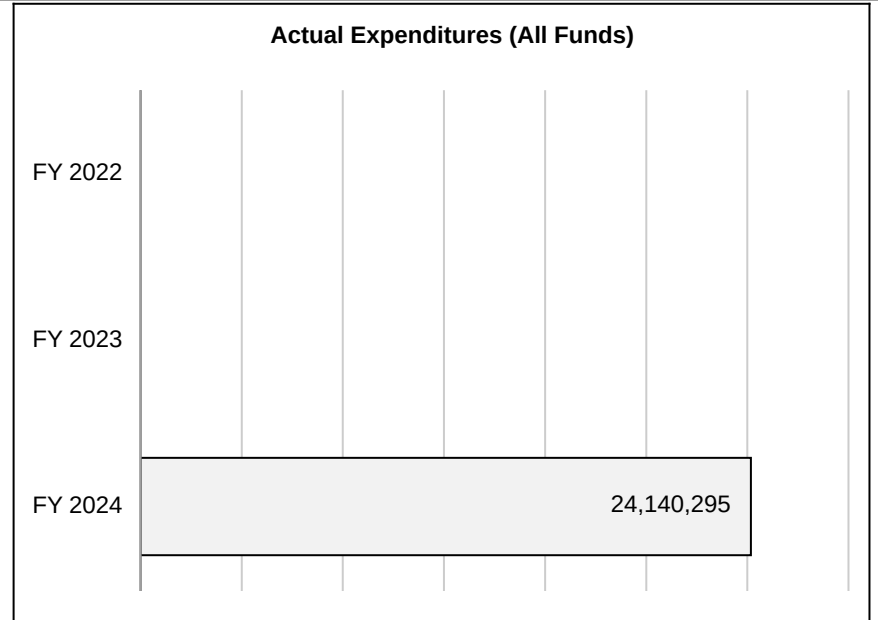
CORE DECISION ITEM

**Office of Administration
Administrative Disbursements
CORE - State Road Fund I70 Transfer**

**Budget Unit 350184B
Bill Section 05.240**

4. FINANCIAL HISTORY

	FY 2022	FY 2023	FY 2024	FY 2025
	Actual	Actual	Actual	Current Yr. as of 1/27/25
Appropriations (All Funds)	0	0	1,400,000,000	1,380,454,536
Less Reverted (All Funds)	0	0	0	0
Less Restricted (All Funds)*	0	0	0	0
Less Transfers Out	0	0	0	0
Plus Transfers In	0	0	0	0
Budget Authority (All Funds)	0	0	1,400,000,000	1,380,454,536
Actual Expenditures (all Fund)	0	0	24,140,295	N/A
Unexpended (All Funds)	0	0	1,375,859,705	N/A
Unexpended by Fund:				
General Revenue	0	0	0	N/A
Federal	0	0	0	N/A
Other	0	0	1,375,859,705	N/A



*Restricted amount is as of

Reverted includes the statutory three-percent reserve amount (when applicable).

Restricted includes any Governor's Expenditure Restrictions which remained at the end of the fiscal year (when applicable).

CORE DECISION ITEM

Office of Administration
 Administrative Disbursements
 CORE - State Road Fund I70 Transfer

Budget Unit 350184B
 Bill Section 05.240

5. CORE RECONCILIATION DETAIL

	Budget Class	FTE	GR	FED	OTHER	TOTAL	Explanation
TAFP After VETOES							
	PS	0.00	0	0	0	0	
	EE	0.00	0	0	0	0	
	PD	0.00	0	0	0	0	
	TRF	0.00	0	0	1,380,454,536	1,380,454,536	
	Total	0.00	0	0	1,380,454,536	1,380,454,536	
One-Times							
	PS	0.00	0	0	0	0	
	EE	0.00	0	0	0	0	
	PD	0.00	0	0	0	0	
	TRF	0.00	0	0	0	0	
	Total	0.00	0	0	0	0	
FY 26 Beginning Core							
	PS	0.00	0	0	0	0	
	EE	0.00	0	0	0	0	
	PD	0.00	0	0	0	0	
	TRF	0.00	0	0	1,380,454,536	1,380,454,536	
	Total	0.00	0	0	1,380,454,536	1,380,454,536	
Department Request Adjustments							
	Net Department Request Adjustments	0.00	0	0	0	0	

CORE DECISION ITEM

Office of Administration
 Administrative Disbursements
 CORE - State Road Fund I70 Transfer

Budget Unit 350184B

Bill Section 05.240

			Budget Class	FTE	GR	FED	OTHER	TOTAL	Explanation
Department Request Core									
			PS	0.00	0	0	0	0	
			EE	0.00	0	0	0	0	
			PD	0.00	0	0	0	0	
			TRF	0.00	0	0	1,380,454,536	1,380,454,536	
			Total	0.00	0	0	1,380,454,536	1,380,454,536	
Governor Recommended Changes									
Core Reduction	CRD.GV.003	T1335	TRF	0.00	0	0	(4,594,831)	(4,594,831)	Core Reduction of authority that will not be needed in FY26 as a result of payments that have been made.
				0.00	0	0	(4,594,831)	(4,594,831)	
Net Governor Recommended Changes									
Governor's Recommended Core									
			PS	0.00	0	0	0	0	
			EE	0.00	0	0	0	0	
			PD	0.00	0	0	0	0	
			TRF	0.00	0	0	1,375,859,705	1,375,859,705	
			Total	0.00	0	0	1,375,859,705	1,375,859,705	

CORE DECISION ITEM

Office of Administration
 Administrative Disbursements
 CORE - State Road Fund I70 Transfer

Budget Unit 350184B

Bill Section 05.240

Summary of the Core by Expenditure Types

Account	FY24 Budget		FY24 Actual		FY25 Budget		FY25 Actual as of 1/27/25		FY26 DTREQ		FY26 GVREC	FY26 GVREC
	Dollars	FTE	Dollars	FTE	Dollars	FTE	Dollars	FTE	Dollars	FTE	Dollars	FTE
Appropriated Transfers Out St	1,400,000,000	0.00	24,140,295	0.00	1,380,454,536	0.00	0	0.00	1,380,454,536	0.00	1,375,859,705	0.00
Total TRF	1,400,000,000	0.00	24,140,295	0.00	1,380,454,536	0.00	0	0.00	1,380,454,536	0.00	1,375,859,705	0.00
Grand Total	1,400,000,000	0.00	24,140,295	0.00	1,380,454,536	0.00	0	0.00	1,380,454,536	0.00	1,375,859,705	0.00

CORE DECISION ITEM

Office of Administration
Administrative Disbursements
CORE - I44 Improvement Transfer

Budget Unit 350190B
Bill Section 05.245

1. CORE FINANCIAL SUMMARY

	FY 2026 Department Request			
	GR	Federal	Other	Total
PS	0	0	0	0
EE	0	0	0	0
PSD	0	0	0	0
TRF	0	0	0	0
Total	0	0	0	0

FTE **0.00** **0.00** **0.00** **0.00**

Est. Fringe	0	0	0	0
--------------------	---	---	---	---

Note: Fringes budgeted in Appropriation Bill 5 except for certain fringes budgeted directly to MoDOT, Highway Patrol, and Conservation.

	FY 2026 Governor's Recommended			
	GR	Federal	Other	Total
PS	0	0	0	0
EE	0	0	0	0
PSD	0	0	0	0
TRF	0	0	0	0
Total	0	0	0	0

FTE **0.00** **0.00** **0.00** **0.00**

Est. Fringe	0	0	0	0
--------------------	---	---	---	---

Note: Fringes budgeted in Appropriation Bill 5 except for certain fringes budgeted directly to MoDOT, Highway Patrol, and Conservation.

2. CORE DESCRIPTION

This core request was for the one-time transfer of General Revenue to the newly created I-44 Improvement fund. That transfer will take place in FY25 to support improvements to I-44.

3. PROGRAM LISTING (list programs included in this core funding)

I-44 Improvement Transfer

CORE DECISION ITEM

**Office of Administration
Administrative Disbursements
CORE - I44 Improvement Transfer**

Budget Unit 350190B

Bill Section 05.245

4. FINANCIAL HISTORY

	FY 2022	FY 2023	FY 2024	FY 2025
	Actual	Actual	Actual	Current Yr. as of 1/27/25
Appropriations (All Funds)	0	0	0	213,750,000
Less Reverted (All Funds)	0	0	0	0
Less Restricted (All Funds)*	0	0	0	0
Less Transfers Out	0	0	0	0
Plus Transfers In	0	0	0	0
Budget Authority (All Funds)	0	0	0	213,750,000
Actual Expenditures (all Fund	0	0	0	N/A
Unexpended (All Funds)	0	0	0	N/A
Unexpended by Fund:				
General Revenue	0	0	0	N/A
Federal	0	0	0	N/A
Other	0	0	0	N/A

Actual Expenditures (All Funds)						
FY 2022						
FY 2023						
FY 2024						

*Restricted amount is as of

Reverted includes the statutory three-percent reserve amount (when applicable).

Restricted includes any Governor's Expenditure Restrictions which remained at the end of the fiscal year (when applicable).

CORE DECISION ITEM

Office of Administration
 Administrative Disbursements
 CORE - I44 Improvement Transfer

Budget Unit 350190B

Bill Section 05.245

5. CORE RECONCILIATION DETAIL

	Budget Class	FTE	GR	FED	OTHER	TOTAL	Explanation
TAFP After VETOES							
	PS	0.00	0	0	0	0	
	EE	0.00	0	0	0	0	
	PD	0.00	0	0	0	0	
	TRF	0.00	213,750,000	0	0	213,750,000	
	Total	0.00	213,750,000	0	0	213,750,000	
One-Times							
	PS	0.00	0	0	0	0	
	EE	0.00	0	0	0	0	
	PD	0.00	0	0	0	0	
	TRF	0.00	(213,750,000)	0	0	(213,750,000)	
	Total	0.00	(213,750,000)	0	0	(213,750,000)	
FY 26 Beginning Core							
	PS	0.00	0	0	0	0	
	EE	0.00	0	0	0	0	
	PD	0.00	0	0	0	0	
	TRF	0.00	0	0	0	0	
	Total	0.00	0	0	0	0	
Department Request Adjustments							
	Net Department Request Adjustments	0.00	0	0	0	0	

CORE DECISION ITEM

Office of Administration
Administrative Disbursements
CORE - I44 Improvement Transfer

Budget Unit 350190B

Bill Section 05.245

	Budget Class	FTE	GR	FED	OTHER	TOTAL	Explanation
Department Request Core							
	PS	0.00	0	0	0	0	
	EE	0.00	0	0	0	0	
	PD	0.00	0	0	0	0	
	TRF	0.00	0	0	0	0	
	Total	0.00	0	0	0	0	
Governor's Recommended Core							
	PS	0.00	0	0	0	0	
	EE	0.00	0	0	0	0	
	PD	0.00	0	0	0	0	
	TRF	0.00	0	0	0	0	
	Total	0.00	0	0	0	0	

CORE DECISION ITEM

Office of Administration
 Administrative Disbursements
 CORE - I44 Improvement Transfer

Budget Unit 350190B
 Bill Section 05.245

Summary of the Core by Expenditure Types

Account	FY24 Budget		FY24 Actual		FY25 Budget		FY25 Actual as of 1/27/25		FY26 DTREQ		FY26 GVREC	FY26 GVREC
	Dollars	FTE	Dollars	FTE	Dollars	FTE	Dollars	FTE	Dollars	FTE	Dollars	FTE
Appropriated Transfers Out St	0	0.00	0	0.00	213,750,000	0.00	213,750,000	0.00	0	0.00	0	0.00
Total TRF	0	0.00	0	0.00	213,750,000	0.00	213,750,000	0.00	0	0.00	0	0.00
Grand Total	0	0.00	0	0.00	213,750,000	0.00	213,750,000	0.00	0	0.00	0	0.00

CORE DECISION ITEM

Office of Administration
Administrative Disbursements
CORE - State Road Fund I44 Transfer

Budget Unit 350191B
Bill Section 05.245

1. CORE FINANCIAL SUMMARY

	FY 2026 Department Request			
	GR	Federal	Other	Total
PS	0	0	0	0
EE	0	0	0	0
PSD	0	0	0	0
TRF	0	0	363,750,000	363,750,000
Total	0	0	363,750,000	363,750,000

FTE 0.00 0.00 0.00 0.00

Est. Fringe	0	0	0	0
-------------	---	---	---	---

Note: Fringes budgeted in Appropriation Bill 5 except for certain fringes budgeted directly to MoDOT, Highway Patrol, and Conservation.

Other Funds: 1332:I44 Expansion Planning Fund

	FY 2026 Governor's Recommended			
	GR	Federal	Other	Total
PS	0	0	0	0
EE	0	0	0	0
PSD	0	0	0	0
TRF	0	0	213,750,000	213,750,000
Total	0	0	213,750,000	213,750,000

FTE 0.00 0.00 0.00 0.00

Est. Fringe	0	0	0	0
-------------	---	---	---	---

Note: Fringes budgeted in Appropriation Bill 5 except for certain fringes budgeted directly to MoDOT, Highway Patrol, and Conservation.

Other Funds: 1332:I44 Expansion Planning Fund

2. CORE DESCRIPTION

This core request is for the transfer of funding from the I-44 Improvement fund to the MODOT State Road Fund I-44 Improvement Fund to support improvement to I-44 as contracts are awarded. This core will be reduced over time as those transfers are completed.

3. PROGRAM LISTING (list programs included in this core funding)

State Road Fund I-44 Transfer

CORE DECISION ITEM

**Office of Administration
Administrative Disbursements
CORE - State Road Fund I44 Transfer**

Budget Unit 350191B

Bill Section 05.245

4. FINANCIAL HISTORY

	FY 2022	FY 2023	FY 2024	FY 2025
	Actual	Actual	Actual	Current Yr. as of 1/27/25
Appropriations (All Funds)	0	0	0	363,750,000
Less Reverted (All Funds)	0	0	0	0
Less Restricted (All Funds)*	0	0	0	0
Less Transfers Out	0	0	0	0
Plus Transfers In	0	0	0	0
Budget Authority (All Funds)	0	0	0	363,750,000
Actual Expenditures (all Fund)	0	0	0	N/A
Unexpended (All Funds)	0	0	0	N/A
Unexpended by Fund:				
General Revenue	0	0	0	N/A
Federal	0	0	0	N/A
Other	0	0	0	N/A

Actual Expenditures (All Funds)						
FY 2022						
FY 2023						
FY 2024						

*Restricted amount is as of

Reverted includes the statutory three-percent reserve amount (when applicable).

Restricted includes any Governor's Expenditure Restrictions which remained at the end of the fiscal year (when applicable).

CORE DECISION ITEM

Office of Administration
 Administrative Disbursements
 CORE - State Road Fund I44 Transfer

Budget Unit 350191B

Bill Section 05.245

5. CORE RECONCILIATION DETAIL

	Budget Class	FTE	GR	FED	OTHER	TOTAL	Explanation
TAFP After VETOES							
	PS	0.00	0	0	0	0	
	EE	0.00	0	0	0	0	
	PD	0.00	0	0	0	0	
	TRF	0.00	0	0	363,750,000	363,750,000	
	Total	0.00	0	0	363,750,000	363,750,000	
One-Times							
	PS	0.00	0	0	0	0	
	EE	0.00	0	0	0	0	
	PD	0.00	0	0	0	0	
	TRF	0.00	0	0	0	0	
	Total	0.00	0	0	0	0	
FY 26 Beginning Core							
	PS	0.00	0	0	0	0	
	EE	0.00	0	0	0	0	
	PD	0.00	0	0	0	0	
	TRF	0.00	0	0	363,750,000	363,750,000	
	Total	0.00	0	0	363,750,000	363,750,000	
Department Request Adjustments							
	Net Department Request Adjustments	0.00	0	0	0	0	

CORE DECISION ITEM

Office of Administration
 Administrative Disbursements
 CORE - State Road Fund I44 Transfer

Budget Unit 350191B

Bill Section 05.245

			Budget Class	FTE	GR	FED	OTHER	TOTAL	Explanation
Department Request Core									
			PS	0.00	0	0	0	0	
			EE	0.00	0	0	0	0	
			PD	0.00	0	0	0	0	
			TRF	0.00	0	0	363,750,000	363,750,000	
			Total	0.00	0	0	363,750,000	363,750,000	
Governor Recommended Changes									
Core Reduction	CRD.GV.004	T1714	TRF	0.00	0	0	(150,000,000)	(150,000,000)	Core reduction of excess authority to align transfers out of the fund with the appropriated transfer in
				0.00	0	0	(150,000,000)	(150,000,000)	
Net Governor Recommended Changes									
Governor's Recommended Core									
			PS	0.00	0	0	0	0	
			EE	0.00	0	0	0	0	
			PD	0.00	0	0	0	0	
			TRF	0.00	0	0	213,750,000	213,750,000	
			Total	0.00	0	0	213,750,000	213,750,000	

CORE DECISION ITEM

Office of Administration
 Administrative Disbursements
 CORE - State Road Fund I44 Transfer

Budget Unit 350191B
 Bill Section 05.245

Summary of the Core by Expenditure Types

Account	FY24 Budget		FY24 Actual		FY25 Budget		FY25 Actual as of 1/27/25		FY26 DTREQ		FY26 GVREC	FY26 GVREC
	Dollars	FTE	Dollars	FTE	Dollars	FTE	Dollars	FTE	Dollars	FTE	Dollars	FTE
Appropriated Transfers Out St	0	0.00	0	0.00	363,750,000	0.00	0	0.00	363,750,000	0.00	213,750,000	0.00
Total TRF	0	0.00	0	0.00	363,750,000	0.00	0	0.00	363,750,000	0.00	213,750,000	0.00
Grand Total	0	0.00	0	0.00	363,750,000	0.00	0	0.00	363,750,000	0.00	213,750,000	0.00

CORE DECISION ITEM

Office of Administration
 Administrative Disbursements
 CORE - Sheriff Association

Budget Unit 350185B
 Bill Section 05.250

1. CORE FINANCIAL SUMMARY

	FY 2026 Department Request			
	GR	Federal	Other	Total
PS	0	0	0	0
EE	0	0	0	0
PSD	0	0	0	0
TRF	0	0	0	0
Total	0	0	0	0

FTE **0.00** **0.00** **0.00** **0.00**

Est. Fringe	0	0	0	0
--------------------	---	---	---	---

Note: Fringes budgeted in Appropriation Bill 5 except for certain fringes budgeted directly to MoDOT, Highway Patrol, and Conservation.

	FY 2026 Governor's Recommended			
	GR	Federal	Other	Total
PS	0	0	0	0
EE	0	0	0	0
PSD	0	0	0	0
TRF	0	0	0	0
Total	0	0	0	0

FTE **0.00** **0.00** **0.00** **0.00**

Est. Fringe	0	0	0	0
--------------------	---	---	---	---

Note: Fringes budgeted in Appropriation Bill 5 except for certain fringes budgeted directly to MoDOT, Highway Patrol, and Conservation.

2. CORE DESCRIPTION

This section included funding for the Sheriff Association in FY25.

3. PROGRAM LISTING (list programs included in this core funding)

Sheriff Association

CORE DECISION ITEM

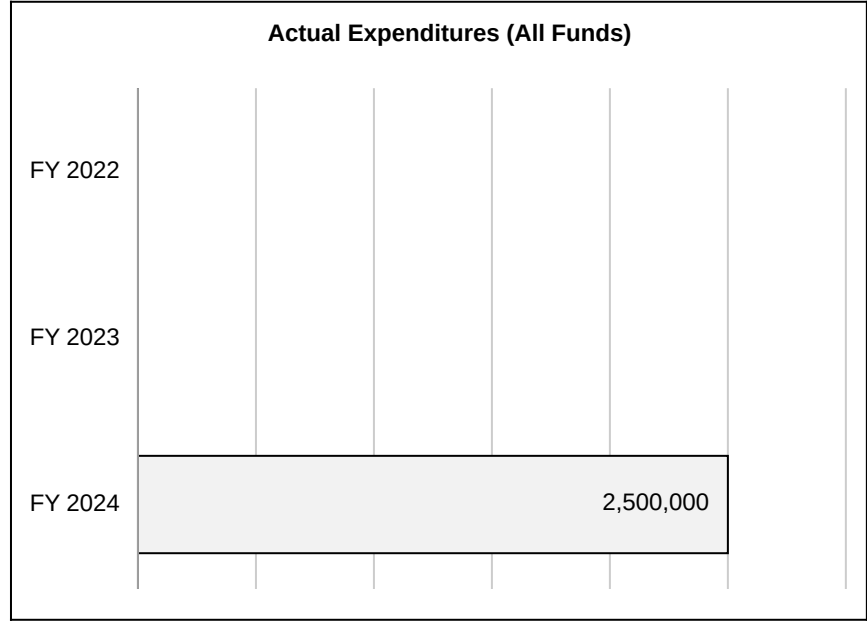
**Office of Administration
Administrative Disbursements
CORE - Sheriff Association**

Budget Unit 350185B

Bill Section 05.250

4. FINANCIAL HISTORY

	FY 2022	FY 2023	FY 2024	FY 2025
	Actual	Actual	Actual	Current Yr. as of 1/27/25
Appropriations (All Funds)	0	0	5,000,000	2,500,000
Less Reverted (All Funds)	0	0	(75,000)	0
Less Restricted (All Funds)*	0	0	0	0
Less Transfers Out	0	0	0	0
Plus Transfers In	0	0	0	0
Budget Authority (All Funds)	0	0	4,925,000	2,500,000
Actual Expenditures (all Fund)	0	0	2,500,000	N/A
Unexpended (All Funds)	0	0	2,425,000	N/A
Unexpended by Fund:				
General Revenue	0	0	2,425,000	N/A
Federal	0	0	0	N/A
Other	0	0	0	N/A



*Restricted amount is as of

Reverted includes the statutory three-percent reserve amount (when applicable).

Restricted includes any Governor's Expenditure Restrictions which remained at the end of the fiscal year (when applicable).

CORE DECISION ITEM

Office of Administration
 Administrative Disbursements
 CORE - Sheriff Association

Budget Unit 350185B

Bill Section 05.250

5. CORE RECONCILIATION DETAIL

	Budget Class	FTE	GR	FED	OTHER	TOTAL	Explanation
TAFP After VETOES							
	PS	0.00	0	0	0	0	
	EE	0.00	0	0	0	0	
	PD	0.00	2,500,000	0	0	2,500,000	
	TRF	0.00	0	0	0	0	
	Total	0.00	2,500,000	0	0	2,500,000	
One-Times							
	PS	0.00	0	0	0	0	
	EE	0.00	0	0	0	0	
	PD	0.00	(2,500,000)	0	0	(2,500,000)	
	TRF	0.00	0	0	0	0	
	Total	0.00	(2,500,000)	0	0	(2,500,000)	
FY 26 Beginning Core							
	PS	0.00	0	0	0	0	
	EE	0.00	0	0	0	0	
	PD	0.00	0	0	0	0	
	TRF	0.00	0	0	0	0	
	Total	0.00	0	0	0	0	
Department Request Adjustments							

CORE DECISION ITEM

Office of Administration
 Administrative Disbursements
 CORE - Sheriff Association

Budget Unit 350185B

Bill Section 05.250

	Budget Class	FTE	GR	FED	OTHER	TOTAL	Explanation
Net Department Request Adjustments		0.00	0	0	0	0	
Department Request Core							
	PS	0.00	0	0	0	0	
	EE	0.00	0	0	0	0	
	PD	0.00	0	0	0	0	
	TRF	0.00	0	0	0	0	
	Total	0.00	0	0	0	0	
Governor's Recommended Core							
	PS	0.00	0	0	0	0	
	EE	0.00	0	0	0	0	
	PD	0.00	0	0	0	0	
	TRF	0.00	0	0	0	0	
	Total	0.00	0	0	0	0	

CORE DECISION ITEM

Office of Administration
 Administrative Disbursements
 CORE - Sheriff Association

Budget Unit 350185B

Bill Section 05.250

Summary of the Core by Expenditure Types

Account	FY24 Budget		FY24 Actual		FY25 Budget		FY25 Actual as of 1/27/25		FY26 DTREQ		FY26 GVREC	FY26 GVREC
	Dollars	FTE	Dollars	FTE	Dollars	FTE	Dollars	FTE	Dollars	FTE	Dollars	FTE
Program Disbursements	5,000,000	0.00	2,500,000	0.00	2,500,000	0.00	2,500,000	0.00	0	0.00	0	0.00
Total PSD	5,000,000	0.00	2,500,000	0.00	2,500,000	0.00	2,500,000	0.00	0	0.00	0	0.00
Grand Total	5,000,000	0.00	2,500,000	0.00	2,500,000	0.00	2,500,000	0.00	0	0.00	0	0.00

NEW DECISION ITEM

RANK: OF

Office of Administration
 Administrative Disbursements
 MO Sheriffs Retirement
 DI# NOP.GV.131

Budget Unit 350185B

Bill Section 5.245

1. AMOUNT OF REQUEST

	FY 2026 Department Request			
	GR	Federal	Other	Total
PS	0	0	0	0
EE	0	0	0	0
PSD	0	0	0	0
TRF	0	0	0	0
Total	0	0	0	0
FTE	0.00	0.00	0.00	0.00
Est. Fringe	0	0	0	0

Note: Fringes budgeted in Appropriation Bill 5 except for certain fringes budgeted directly to MoDOT, Highway Patrol, and Conservation.

	FY 2026 Governor's Recommended			
	GR	Federal	Other	Total
PS	0	0	0	0
EE	0	0	0	0
PSD	2,500,000	0	0	2,500,000
TRF	0	0	0	0
Total	2,500,000	0	0	2,500,000
FTE	0.00	0.00	0.00	0.00
Est. Fringe	0	0	0	0

Note: Fringes budgeted in Appropriation Bill 5 except for certain fringes budgeted directly to MoDOT, Highway Patrol, and Conservation.

2. THIS REQUEST CAN BE CATEGORIZED AS:

Cost to Continue

3. WHY IS THIS FUNDING NEEDED? PROVIDE AN EXPLANATION FOR ITEMS CHECKED IN #2. INCLUDE THE FEDERAL OR STATE STATUTORY OR CONSTITUTIONAL AUTHORIZATION FOR THIS PROGRAM.

Provides a one-time appropriation for the Missouri Sheriff's Retirement Fund.

4. DESCRIBE THE DETAILED ASSUMPTIONS USED TO DERIVE THE SPECIFIC REQUESTED AMOUNT. (How did you determine that the requested number of FTE were appropriate? From what source or standard did you derive the requested levels of funding? Were alternatives such as outsourcing or automation considered? If

NEW DECISION ITEM

RANK: OF

Office of Administration
 Administrative Disbursements
 MO Sheriffs Retirement
 DI# NOP.GV.131

Budget Unit 350185B

Bill Section 5.245

based on new legislation, does request tie to TAFP fiscal note? If not, explain why. Detail which portions of the request are one-times and how those amounts were calculated.)

5. BREAK DOWN THE REQUEST BY BUDGET ACCOUNT CLASS, JOB CLASS, AND FUND SOURCE. IDENTIFY ONE-TIME COSTS.

Budget Account Class/Job Class	DTREQ GR DOLLAR	DTREQ GR FTE	DTREQ FED DOLLAR	DTREQ FED FTE	DTREQ OTHER DOLLAR	DTREQ OTHER FTE	DTREQ TOTAL DOLLAR	DTREQ TOTAL FTE	DTREQ One-Time DOLLARS
Total PS	0	0.00	0	0.00	0	0.00	0	0.00	0
Total EE	0		0		0		0		0
Total PSD	0		0		0		0		0
Total TRF	0		0		0		0		0
Grand Total	0	0.00	0	0.00	0	0.00	0	0.00	0
Budget Account Class/Job Class	GVREC GR DOLLAR	GVREC GR FTE	GVREC FED DOLLAR	GVREC FED FTE	GVREC OTHER DOLLAR	GVREC OTHER FTE	GVREC TOTAL DOLLAR	GVREC TOTAL FTE	GVREC One-Time DOLLARS
Total PS	0	0.00	0	0.00	0	0.00	0	0.00	0
Total EE	0		0		0		0		0
680ZZZZ:Program Disbursements	2,500,000		0		0		2,500,000		2,500,000
Total PSD	2,500,000		0		0		2,500,000		2,500,000
Total TRF	0		0		0		0		0
Grand Total	2,500,000	0.00	0	0.00	0	0.00	2,500,000	0.00	2,500,000

CORE DECISION ITEM

Office of Administration
 Administrative Disbursements
 CORE - CMIA and Other Federal Payments

Budget Unit 350110B
 Bill Section 05.255

1. CORE FINANCIAL SUMMARY

	FY 2026 Department Request			
	GR	Federal	Other	Total
PS	0	0	0	0
EE	2,400,000	20,000	20,000	2,440,000
PSD	0	0	0	0
TRF	0	0	0	0
Total	2,400,000	20,000	20,000	2,440,000
FTE	0.00	0.00	0.00	0.00
Est. Fringe	0	0	0	0

Note: Fringes budgeted in Appropriation Bill 5 except for certain fringes budgeted directly to MoDOT, Highway Patrol, and Conservation.

Federal Funds: 1135:Office of Administration Federal and Other
 Other Funds: 1407:Federal Surplus Property Fund

	FY 2026 Governor's Recommended			
	GR	Federal	Other	Total
PS	0	0	0	0
EE	2,400,000	20,000	20,000	2,440,000
PSD	0	0	0	0
TRF	0	0	0	0
Total	2,400,000	20,000	20,000	2,440,000
FTE	0.00	0.00	0.00	0.00
Est. Fringe	0	0	0	0

Note: Fringes budgeted in Appropriation Bill 5 except for certain fringes budgeted directly to MoDOT, Highway Patrol, and Conservation.

Federal Funds: 1135:Office of Administration Federal and Other
 Other Funds: 1407:Federal Surplus Property Fund

2. CORE DESCRIPTION

This core request is for payments that may become due to the Federal Government for items such as interest, refunds, and penalties. The most common use of the appropriation is for interest paid annually to the Federal Government pursuant to the Cash Management Improvement Act (CMIA) agreement. The CMIA agreement is signed annually to allow the State to receive federal funds. The agreement requires the State to repay interest that accrues between the time federal funds are deposited in the State Treasury and the time those funds are paid to the recipients of federally funded programs.

3. PROGRAM LISTING (list programs included in this core funding)

CORE DECISION ITEM

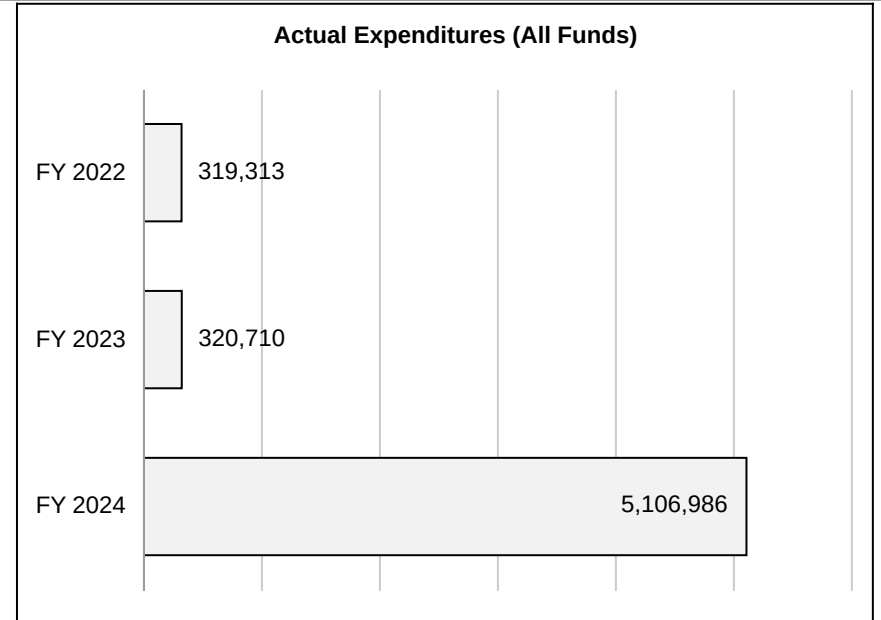
**Office of Administration
Administrative Disbursements
CORE - CMIA and Other Federal Payments**

Budget Unit 350110B

Bill Section 05.255

4. FINANCIAL HISTORY

	FY 2022	FY 2023	FY 2024	FY 2025
	Actual	Actual	Actual	Current Yr. as of 1/27/25
Appropriations (All Funds)	940,000	940,000	5,167,943	2,440,000
Less Reverted (All Funds)	0	0	0	0
Less Restricted (All Funds)*	0	0	0	0
Less Transfers Out	0	0	0	0
Plus Transfers In	0	0	0	0
Budget Authority (All Funds)	940,000	940,000	5,167,943	2,440,000
Actual Expenditures (all Fund)	319,313	320,710	5,106,986	N/A
Unexpended (All Funds)	620,687	619,290	60,957	N/A
Unexpended by Fund:				
General Revenue	580,687	579,290	20,957	N/A
Federal	20,000	20,000	20,000	N/A
Other	20,000	20,000	20,000	N/A



*Restricted amount is as of

Reverted includes the statutory three-percent reserve amount (when applicable).

Restricted includes any Governor's Expenditure Restrictions which remained at the end of the fiscal year (when applicable).

CORE DECISION ITEM

Office of Administration
 Administrative Disbursements
 CORE - CMIA and Other Federal Payments

Budget Unit 350110B

Bill Section 05.255

5. CORE RECONCILIATION DETAIL

	Budget Class	FTE	GR	FED	OTHER	TOTAL	Explanation
TAFP After VETOES							
	PS	0.00	0	0	0	0	
	EE	0.00	2,400,000	20,000	20,000	2,440,000	
	PD	0.00	0	0	0	0	
	TRF	0.00	0	0	0	0	
	Total	0.00	2,400,000	20,000	20,000	2,440,000	
One-Times							
	PS	0.00	0	0	0	0	
	EE	0.00	0	0	0	0	
	PD	0.00	0	0	0	0	
	TRF	0.00	0	0	0	0	
	Total	0.00	0	0	0	0	
FY 26 Beginning Core							
	PS	0.00	0	0	0	0	
	EE	0.00	2,400,000	20,000	20,000	2,440,000	
	PD	0.00	0	0	0	0	
	TRF	0.00	0	0	0	0	
	Total	0.00	2,400,000	20,000	20,000	2,440,000	
Department Request Adjustments							

CORE DECISION ITEM

Office of Administration
 Administrative Disbursements
 CORE - CMIA and Other Federal Payments

Budget Unit 350110B

Bill Section 05.255

	Budget Class	FTE	GR	FED	OTHER	TOTAL	Explanation
Net Department Request Adjustments		0.00	0	0	0	0	
Department Request Core							
	PS	0.00	0	0	0	0	
	EE	0.00	2,400,000	20,000	20,000	2,440,000	
	PD	0.00	0	0	0	0	
	TRF	0.00	0	0	0	0	
	Total	0.00	2,400,000	20,000	20,000	2,440,000	
Governor's Recommended Core							
	PS	0.00	0	0	0	0	
	EE	0.00	2,400,000	20,000	20,000	2,440,000	
	PD	0.00	0	0	0	0	
	TRF	0.00	0	0	0	0	
	Total	0.00	2,400,000	20,000	20,000	2,440,000	

CORE DECISION ITEM

Office of Administration
 Administrative Disbursements
 CORE - CMIA and Other Federal Payments

Budget Unit 350110B
 Bill Section 05.255

Summary of the Core by Expenditure Types

Account	FY24 Budget		FY24 Actual		FY25 Budget		FY25 Actual as of 1/27/25		FY26 DTREQ		FY26 GVREC	FY26 GVREC
	Dollars	FTE	Dollars	FTE	Dollars	FTE	Dollars	FTE	Dollars	FTE	Dollars	FTE
Miscellaneous Expenses	5,167,943	0.00	5,106,986	0.00	2,440,000	0.00	0	0.00	2,440,000	0.00	2,440,000	0.00
Total EE	5,167,943	0.00	5,106,986	0.00	2,440,000	0.00	0	0.00	2,440,000	0.00	2,440,000	0.00
Grand Total	5,167,943	0.00	5,106,986	0.00	2,440,000	0.00	0	0.00	2,440,000	0.00	2,440,000	0.00

NEW DECISION ITEM

RANK: OF

**Office of Administration
Administrative Disbursements
CMIA Authority Increase
DI# NOP.35B.009**

Budget Unit 350110B

Bill Section 5.250

1. AMOUNT OF REQUEST

	FY 2026 Department Request			
	GR	Federal	Other	Total
PS	0	0	0	0
EE	3,000,000	0	0	3,000,000
PSD	0	0	0	0
TRF	0	0	0	0
Total	3,000,000	0	0	3,000,000
FTE	0.00	0.00	0.00	0.00
Est. Fringe	0	0	0	0

Note: Fringes budgeted in Appropriation Bill 5 except for certain fringes budgeted directly to MoDOT, Highway Patrol, and Conservation.

	FY 2026 Governor's Recommended			
	GR	Federal	Other	Total
PS	0	0	0	0
EE	3,000,000	0	0	3,000,000
PSD	0	0	0	0
TRF	0	0	0	0
Total	3,000,000	0	0	3,000,000
FTE	0.00	0.00	0.00	0.00
Est. Fringe	0	0	0	0

Note: Fringes budgeted in Appropriation Bill 5 except for certain fringes budgeted directly to MoDOT, Highway Patrol, and Conservation.

2. THIS REQUEST CAN BE CATEGORIZED AS:

Cost to Continue

3. WHY IS THIS FUNDING NEEDED? PROVIDE AN EXPLANATION FOR ITEMS CHECKED IN #2. INCLUDE THE FEDERAL OR STATE STATUTORY OR CONSTITUTIONAL AUTHORIZATION FOR THIS PROGRAM.

The Federal Government requires the state to enter into a Cash Management Improvement Act (CMIA) agreement annually as one of the requirements for accepting federal funds. Each spring, the State pays the US Treasury interest that accrues between the time federal funds are deposited in the State Treasury and the time those funds are paid to the recipients of the federally funded programs. The interest rate charged is published each December. The current best estimate is 4.75%. In FY 2023 the interest rate was 4.23% and the State paid more than \$5.1 million. Since this payment is directly related to interest rates, it is possible this request will need to be adjusted in the future depending on actual interest rates.

NEW DECISION ITEM

RANK: OF

Office of Administration
 Administrative Disbursements
 CMIA Authority Increase
 DI# NOP.35B.009

Budget Unit 350110B

Bill Section 5.250

4. DESCRIBE THE DETAILED ASSUMPTIONS USED TO DERIVE THE SPECIFIC REQUESTED AMOUNT. (How did you determine that the requested number of FTE were appropriate? From what source or standard did you derive the requested levels of funding? Were alternatives such as outsourcing or automation considered? If based on new legislation, does request tie to TAFP fiscal note? If not, explain why. Detail which portions of the request are one-times and how those amounts were calculated.)

The requested amount is an estimate, the actual need will be dependent on interest rates. There is a Supplemental request in FY25.

5. BREAK DOWN THE REQUEST BY BUDGET ACCOUNT CLASS, JOB CLASS, AND FUND SOURCE. IDENTIFY ONE-TIME COSTS.

Budget Account Class/Job Class	DTREQ GR DOLLAR	DTREQ GR FTE	DTREQ FED DOLLAR	DTREQ FED FTE	DTREQ OTHER DOLLAR	DTREQ OTHER FTE	DTREQ TOTAL DOLLAR	DTREQ TOTAL FTE	DTREQ One-Time DOLLARS
Total PS	0	0.00	0	0.00	0	0.00	0	0.00	0
674ZZZZ:Miscellaneous Expenses	3,000,000		0		0		3,000,000		0
Total EE	<u>3,000,000</u>		<u>0</u>		<u>0</u>		<u>3,000,000</u>		<u>0</u>
Total PSD	<u>0</u>		<u>0</u>		<u>0</u>		<u>0</u>		<u>0</u>
Total TRF	<u>0</u>		<u>0</u>		<u>0</u>		<u>0</u>		<u>0</u>
Grand Total	<u>3,000,000</u>	<u>0.00</u>	<u>0</u>	<u>0.00</u>	<u>0</u>	<u>0.00</u>	<u>3,000,000</u>	<u>0.00</u>	<u>0</u>
Budget Account Class/Job Class	GVREC GR DOLLAR	GVREC GR FTE	GVREC FED DOLLAR	GVREC FED FTE	GVREC OTHER DOLLAR	GVREC OTHER FTE	GVREC TOTAL DOLLAR	GVREC TOTAL FTE	GVREC One-Time DOLLARS
Total PS	0	0.00	0	0.00	0	0.00	0	0.00	0
674ZZZZ:Miscellaneous Expenses	3,000,000		0		0		3,000,000		0
Total EE	<u>3,000,000</u>		<u>0</u>		<u>0</u>		<u>3,000,000</u>		<u>0</u>
Total PSD	<u>0</u>		<u>0</u>		<u>0</u>		<u>0</u>		<u>0</u>
Total TRF	<u>0</u>		<u>0</u>		<u>0</u>		<u>0</u>		<u>0</u>
Grand Total	<u>3,000,000</u>	<u>0.00</u>	<u>0</u>	<u>0.00</u>	<u>0</u>	<u>0.00</u>	<u>3,000,000</u>	<u>0.00</u>	<u>0</u>

NEW DECISION ITEM

RANK: OF

Office of Administration
 Administrative Disbursements
 GR Transfer to BSF
 DI# NOP.GV.132

Budget Unit 350202B

Bill Section 5.265

1. AMOUNT OF REQUEST

	FY 2026 Department Request			
	GR	Federal	Other	Total
PS	0	0	0	0
EE	0	0	0	0
PSD	0	0	0	0
TRF	0	0	0	0
Total	0	0	0	0

FTE align="right">0.00 align="right">0.00 align="right">0.00 align="right">0.00

Est. Fringe	0	0	0	0
--------------------	---	---	---	---

Note: Fringes budgeted in Appropriation Bill 5 except for certain fringes budgeted directly to MoDOT, Highway Patrol, and Conservation.

	FY 2026 Governor's Recommended			
	GR	Federal	Other	Total
PS	0	0	0	0
EE	0	0	0	0
PSD	0	0	0	0
TRF	30,000,000	0	0	30,000,000
Total	30,000,000	0	0	30,000,000

FTE align="right">0.00 align="right">0.00 align="right">0.00 align="right">0.00

Est. Fringe	0	0	0	0
--------------------	---	---	---	---

Note: Fringes budgeted in Appropriation Bill 5 except for certain fringes budgeted directly to MoDOT, Highway Patrol, and Conservation.

2. THIS REQUEST CAN BE CATEGORIZED AS:

Cost to Continue

3. WHY IS THIS FUNDING NEEDED? PROVIDE AN EXPLANATION FOR ITEMS CHECKED IN #2. INCLUDE THE FEDERAL OR STATE STATUTORY OR CONSTITUTIONAL AUTHORIZATION FOR THIS PROGRAM.

This funding will fully support finalizing all Budget Stabilization Fund appropriated projects.

4. DESCRIBE THE DETAILED ASSUMPTIONS USED TO DERIVE THE SPECIFIC REQUESTED AMOUNT. (How did you determine that the requested number of FTE were appropriate? From what source or standard did you derive the requested levels of funding? Were alternatives such as outsourcing or automation considered? If

NEW DECISION ITEM

RANK: OF

Office of Administration
 Administrative Disbursements
 GR Transfer to BSF
 DI# NOP.GV.132

Budget Unit 350202B

Bill Section 5.265

based on new legislation, does request tie to TAFP fiscal note? If not, explain why. Detail which portions of the request are one-times and how those amounts were calculated.)

5. BREAK DOWN THE REQUEST BY BUDGET ACCOUNT CLASS, JOB CLASS, AND FUND SOURCE. IDENTIFY ONE-TIME COSTS.

Budget Account Class/Job Class	DTREQ GR DOLLAR	DTREQ GR FTE	DTREQ FED DOLLAR	DTREQ FED FTE	DTREQ OTHER DOLLAR	DTREQ OTHER FTE	DTREQ TOTAL DOLLAR	DTREQ TOTAL FTE	DTREQ One-Time DOLLARS
Total PS	0	0.00	0	0.00	0	0.00	0	0.00	0
Total EE	0		0		0		0		0
Total PSD	0		0		0		0		0
Total TRF	0		0		0		0		0
Grand Total	0	0.00	0	0.00	0	0.00	0	0.00	0
Budget Account Class/Job Class	GVREC GR DOLLAR	GVREC GR FTE	GVREC FED DOLLAR	GVREC FED FTE	GVREC OTHER DOLLAR	GVREC OTHER FTE	GVREC TOTAL DOLLAR	GVREC TOTAL FTE	GVREC One-Time DOLLARS
Total PS	0	0.00	0	0.00	0	0.00	0	0.00	0
Total EE	0		0		0		0		0
Total PSD	0		0		0		0		0
782ZZZZ:Appropriated Transfers Out St	30,000,000		0		0		30,000,000		30,000,000
Total TRF	30,000,000		0		0		30,000,000		30,000,000
Grand Total	30,000,000	0.00	0	0.00	0	0.00	30,000,000	0.00	30,000,000

CORE DECISION ITEM

Office of Administration
 Administrative Disbursements
 CORE - Non-Entitlement Municipal District

Budget Unit 350113B
 Bill Section 05.265

1. CORE FINANCIAL SUMMARY

	FY 2026 Department Request			
	GR	Federal	Other	Total
PS	0	0	0	0
EE	0	0	0	0
PSD	0	0	0	0
TRF	0	0	0	0
Total	0	0	0	0

FTE **0.00** **0.00** **0.00** **0.00**

Est. Fringe	0	0	0	0
--------------------	---	---	---	---

Note: Fringes budgeted in Appropriation Bill 5 except for certain fringes budgeted directly to MoDOT, Highway Patrol, and Conservation.

	FY 2026 Governor's Recommended			
	GR	Federal	Other	Total
PS	0	0	0	0
EE	0	0	0	0
PSD	0	0	0	0
TRF	0	0	0	0
Total	0	0	0	0

FTE **0.00** **0.00** **0.00** **0.00**

Est. Fringe	0	0	0	0
--------------------	---	---	---	---

Note: Fringes budgeted in Appropriation Bill 5 except for certain fringes budgeted directly to MoDOT, Highway Patrol, and Conservation.

2. CORE DESCRIPTION

In March 2021, the federal government passed the American Rescue Plan Act (ARPA) of 2021 in response to the COVID-19 pandemic. One-time authority was added in FY22 in order to allow the state to pass federal dollars to the local municipal districts. The local municipal districts had to claim the funds and any remaining funds are to be returned to the federal government. Authority was requested in FY25 to return unclaimed funds upon the request of the federal government.

3. PROGRAM LISTING (list programs included in this core funding)

Non-Entitlement Municipal District

CORE DECISION ITEM

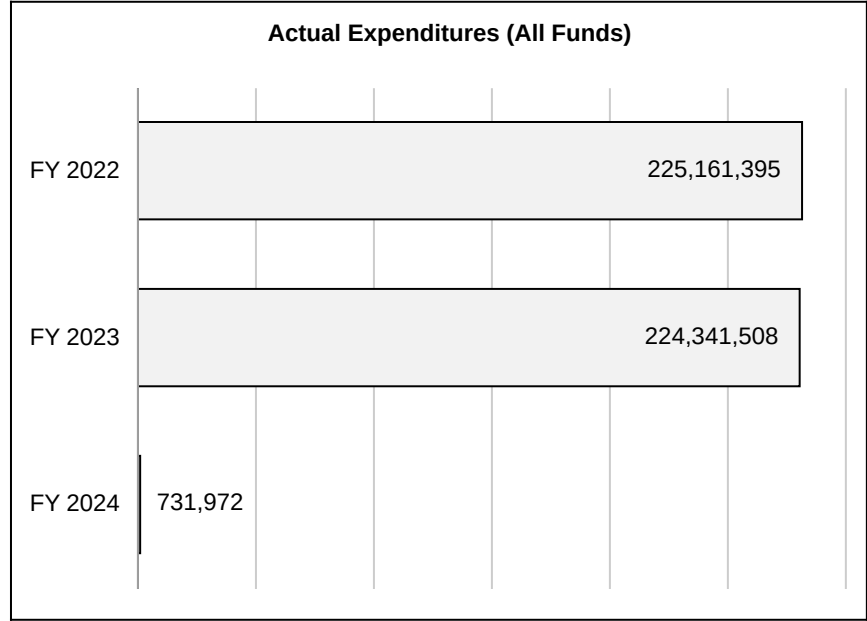
**Office of Administration
Administrative Disbursements
CORE - Non-Entitlement Municipal District**

Budget Unit 350113B

Bill Section 05.265

4. FINANCIAL HISTORY

	FY 2022	FY 2023	FY 2024	FY 2025
	Actual	Actual	Actual	Current Yr. as of 1/27/25
Appropriations (All Funds)	442,164,000	250,000,000	731,973	731,973
Less Reverted (All Funds)	0	0	0	0
Less Restricted (All Funds)*	0	0	0	0
Less Transfers Out	0	0	0	0
Plus Transfers In	0	0	0	0
Budget Authority (All Funds)	442,164,000	250,000,000	731,973	731,973
Actual Expenditures (all Fund)	225,161,395	224,341,508	731,972	N/A
Unexpended (All Funds)	217,002,605	25,658,492	1	N/A
Unexpended by Fund:				
General Revenue	0	0	0	N/A
Federal	217,002,605	25,658,492	1	N/A
Other	0	0	0	N/A



*Restricted amount is as of

Reverted includes the statutory three-percent reserve amount (when applicable).

Restricted includes any Governor's Expenditure Restrictions which remained at the end of the fiscal year (when applicable).

CORE DECISION ITEM

Office of Administration
 Administrative Disbursements
 CORE - Non-Entitlement Municipal District

Budget Unit 350113B

Bill Section 05.265

5. CORE RECONCILIATION DETAIL

	Budget Class	FTE	GR	FED	OTHER	TOTAL	Explanation
TAFP After VETOES							
	PS	0.00	0	0	0	0	
	EE	0.00	0	0	0	0	
	PD	0.00	0	731,973	0	731,973	
	TRF	0.00	0	0	0	0	
	Total	0.00	0	731,973	0	731,973	
One-Times							
	PS	0.00	0	0	0	0	
	EE	0.00	0	0	0	0	
	PD	0.00	0	(731,973)	0	(731,973)	
	TRF	0.00	0	0	0	0	
	Total	0.00	0	(731,973)	0	(731,973)	
FY 26 Beginning Core							
	PS	0.00	0	0	0	0	
	EE	0.00	0	0	0	0	
	PD	0.00	0	0	0	0	
	TRF	0.00	0	0	0	0	
	Total	0.00	0	0	0	0	
Department Request Adjustments							

CORE DECISION ITEM

Office of Administration
 Administrative Disbursements
 CORE - Non-Entitlement Municipal District

Budget Unit 350113B

Bill Section 05.265

	Budget Class	FTE	GR	FED	OTHER	TOTAL	Explanation
Net Department Request Adjustments		0.00	0	0	0	0	
Department Request Core							
	PS	0.00	0	0	0	0	
	EE	0.00	0	0	0	0	
	PD	0.00	0	0	0	0	
	TRF	0.00	0	0	0	0	
	Total	0.00	0	0	0	0	
Governor's Recommended Core							
	PS	0.00	0	0	0	0	
	EE	0.00	0	0	0	0	
	PD	0.00	0	0	0	0	
	TRF	0.00	0	0	0	0	
	Total	0.00	0	0	0	0	

CORE DECISION ITEM

Office of Administration
 Administrative Disbursements
 CORE - Non-Entitlement Municipal District

Budget Unit 350113B
 Bill Section 05.265

Summary of the Core by Expenditure Types

Account	FY24 Budget		FY24 Actual		FY25 Budget		FY25 Actual as of 1/27/25		FY26 DTREQ		FY26 GVREC	FY26 GVREC
	Dollars	FTE	Dollars	FTE	Dollars	FTE	Dollars	FTE	Dollars	FTE	Dollars	FTE
Program Disbursements	731,973	0.00	731,972	0.00	731,973	0.00	0	0.00	0	0.00	0	0.00
Total PSD	731,973	0.00	731,972	0.00	731,973	0.00	0	0.00	0	0.00	0	0.00
Grand Total	731,973	0.00	731,972	0.00	731,973	0.00	0	0.00	0	0.00	0	0.00

CORE DECISION ITEM

**Office of Administration
Administrative Disbursements
CORE - GR Cash Flow Loans Transfer**

**Budget Unit 350114B
Bill Section 05.265**

1. CORE FINANCIAL SUMMARY

	FY 2026 Department Request			
	GR	Federal	Other	Total
PS	0	0	0	0
EE	0	0	0	0
PSD	0	0	0	0
TRF	0	0	650,000,000	650,000,000
Total	0	0	650,000,000	650,000,000
FTE	0.00	0.00	0.00	0.00
Est. Fringe	0	0	0	0

Note: Fringes budgeted in Appropriation Bill 5 except for certain fringes budgeted directly to MoDOT, Highway Patrol, and Conservation.

Other Funds: 1100:Budget Reserve Fund

	FY 2026 Governor's Recommended			
	GR	Federal	Other	Total
PS	0	0	0	0
EE	0	0	0	0
PSD	0	0	0	0
TRF	0	0	650,000,000	650,000,000
Total	0	0	650,000,000	650,000,000
FTE	0.00	0.00	0.00	0.00
Est. Fringe	0	0	0	0

Note: Fringes budgeted in Appropriation Bill 5 except for certain fringes budgeted directly to MoDOT, Highway Patrol, and Conservation.

Other Funds: 1100:Budget Reserve Fund

2. CORE DESCRIPTION

This request provides the mechanism to transfer funds from the Budget Reserve Fund into general revenue or any other state fund for short-term loans pursuant to Section 27(a), Article IV, Constitution of Missouri. This appropriation also allows for transfers from various other funds into general revenue or any other state funds for short-term loans. Transfers from the Budget Reserve Fund are deemed "cash operating transfers." An amount equal to the cash operating transfer received by such fund, together with the interest that would have been earned on such amount, must be transferred back to the Budget Reserve Fund or other fund prior to May 16th of the fiscal year in which the transfer was made. No cash operating transfers out of the Budget Reserve Fund may be made after May 15th of any fiscal year. Transfers from other state funds into general revenue or other state fund shall only be transferred from May 15th to June 30th in any fiscal year, and an amount equal to the cash operating transfer received by such fund, together with the interest that would have been earned on such amount, must be transferred back to the other fund prior to June 30th of the fiscal year in which the transfer was made.

3. PROGRAM LISTING (list programs included in this core funding)

CORE DECISION ITEM

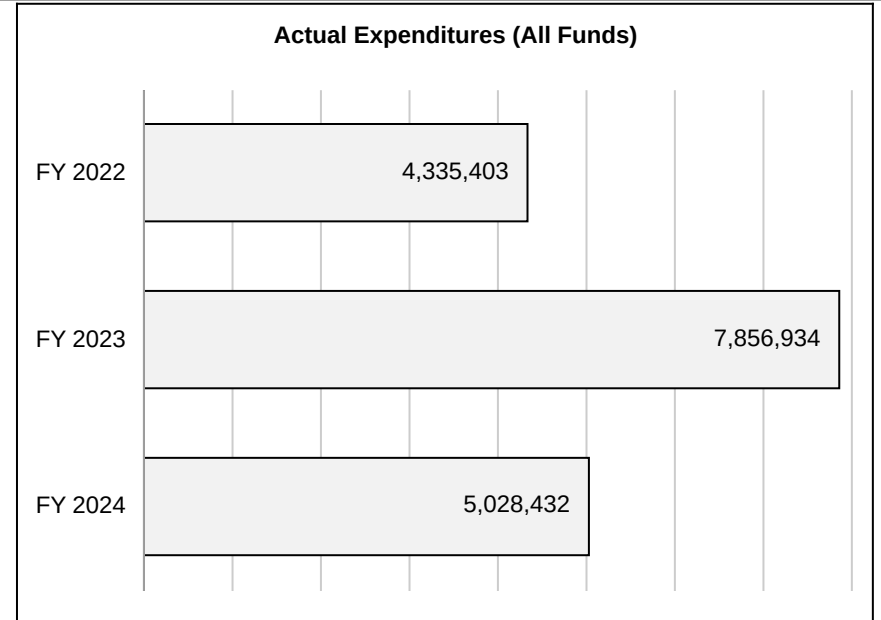
**Office of Administration
Administrative Disbursements
CORE - GR Cash Flow Loans Transfer**

Budget Unit 350114B

Bill Section 05.265

4. FINANCIAL HISTORY

	FY 2022	FY 2023	FY 2024	FY 2025
	Actual	Actual	Actual	Current Yr. as of 1/27/25
Appropriations (All Funds)	650,000,000	650,000,000	650,000,000	650,000,000
Less Reverted (All Funds)	0	0	0	0
Less Restricted (All Funds)*	0	0	0	0
Less Transfers Out	0	0	0	0
Plus Transfers In	0	0	0	0
Budget Authority (All Funds)	650,000,000	650,000,000	650,000,000	650,000,000
Actual Expenditures (all Fund)	4,335,403	7,856,934	5,028,432	N/A
Unexpended (All Funds)	645,664,597	642,143,066	644,971,568	N/A
Unexpended by Fund:				
General Revenue	0	0	0	N/A
Federal	0	0	0	N/A
Other	645,664,597	642,143,066	644,971,568	N/A



*Restricted amount is as of

Reverted includes the statutory three-percent reserve amount (when applicable).

Restricted includes any Governor's Expenditure Restrictions which remained at the end of the fiscal year (when applicable).

CORE DECISION ITEM

Office of Administration
 Administrative Disbursements
 CORE - GR Cash Flow Loans Transfer

Budget Unit 350114B

Bill Section 05.265

5. CORE RECONCILIATION DETAIL

	Budget Class	FTE	GR	FED	OTHER	TOTAL	Explanation
TAFP After VETOES							
	PS	0.00	0	0	0	0	
	EE	0.00	0	0	0	0	
	PD	0.00	0	0	0	0	
	TRF	0.00	0	0	650,000,000	650,000,000	
	Total	0.00	0	0	650,000,000	650,000,000	
One-Times							
	PS	0.00	0	0	0	0	
	EE	0.00	0	0	0	0	
	PD	0.00	0	0	0	0	
	TRF	0.00	0	0	0	0	
	Total	0.00	0	0	0	0	
FY 26 Beginning Core							
	PS	0.00	0	0	0	0	
	EE	0.00	0	0	0	0	
	PD	0.00	0	0	0	0	
	TRF	0.00	0	0	650,000,000	650,000,000	
	Total	0.00	0	0	650,000,000	650,000,000	
Department Request Adjustments							

CORE DECISION ITEM

Office of Administration
 Administrative Disbursements
 CORE - GR Cash Flow Loans Transfer

Budget Unit 350114B

Bill Section 05.265

	Budget Class	FTE	GR	FED	OTHER	TOTAL	Explanation
Net Department Request Adjustments		0.00	0	0	0	0	
Department Request Core							
	PS	0.00	0	0	0	0	
	EE	0.00	0	0	0	0	
	PD	0.00	0	0	0	0	
	TRF	0.00	0	0	650,000,000	650,000,000	
	Total	0.00	0	0	650,000,000	650,000,000	
Governor's Recommended Core							
	PS	0.00	0	0	0	0	
	EE	0.00	0	0	0	0	
	PD	0.00	0	0	0	0	
	TRF	0.00	0	0	650,000,000	650,000,000	
	Total	0.00	0	0	650,000,000	650,000,000	

CORE DECISION ITEM

Office of Administration
 Administrative Disbursements
 CORE - GR Cash Flow Loans Transfer

Budget Unit 350114B
 Bill Section 05.265

Summary of the Core by Expenditure Types

Account	FY24 Budget		FY24 Actual		FY25 Budget		FY25 Actual as of 1/27/25		FY26 DTREQ		FY26 GVREC	FY26 GVREC
	Dollars	FTE	Dollars	FTE	Dollars	FTE	Dollars	FTE	Dollars	FTE	Dollars	FTE
Appropriated Transfers Out St	650,000,000	0.00	5,028,432	0.00	650,000,000	0.00	0	0.00	650,000,000	0.00	650,000,000	0.00
Total TRF	650,000,000	0.00	5,028,432	0.00	650,000,000	0.00	0	0.00	650,000,000	0.00	650,000,000	0.00
Grand Total	650,000,000	0.00	5,028,432	0.00	650,000,000	0.00	0	0.00	650,000,000	0.00	650,000,000	0.00

CORE DECISION ITEM

**Office of Administration
 Administrative Disbursements
 CORE - Payback Cash Flow Loans**

**Budget Unit 350115B
 Bill Section 05.270**

1. CORE FINANCIAL SUMMARY

	FY 2026 Department Request			
	GR	Federal	Other	Total
PS	0	0	0	0
EE	0	0	0	0
PSD	0	0	0	0
TRF	550,000,000	0	100,000,000	650,000,000
Total	550,000,000	0	100,000,000	650,000,000
FTE	0.00	0.00	0.00	0.00
Est. Fringe	0	0	0	0

Note: Fringes budgeted in Appropriation Bill 5 except for certain fringes budgeted directly to MoDOT, Highway Patrol, and Conservation.

Other Funds: 1621:Blind Pension Fund

	FY 2026 Governor's Recommended			
	GR	Federal	Other	Total
PS	0	0	0	0
EE	0	0	0	0
PSD	0	0	0	0
TRF	550,000,000	0	100,000,000	650,000,000
Total	550,000,000	0	100,000,000	650,000,000
FTE	0.00	0.00	0.00	0.00
Est. Fringe	0	0	0	0

Note: Fringes budgeted in Appropriation Bill 5 except for certain fringes budgeted directly to MoDOT, Highway Patrol, and Conservation.

Other Funds: 1621:Blind Pension Fund

2. CORE DESCRIPTION

This request provides the mechanism to transfer funds from general revenue and other funds into the Budget Reserve Fund pursuant to Section 27(a), Article IV, Constitution of Missouri, to pay back cash operating transfers made from the Budget Reserve Fund. This appropriation also allows for transfers from general revenue or any other state funds to various other funds to pay back cash operating transfers made from other state funds. Transfers from the Budget Reserve Fund are deemed "cash operating transfers." An amount equal to the cash operating transfer received by such fund, together with the interest that would have been earned on such amount, must be transferred back to the Budget Reserve Fund or other fund prior to May 16th of the fiscal year in which the transfer was made. No cash operating transfers out of the Budget Reserve Fund may be made after May 15th of any fiscal year. Transfers from other state funds into general revenue or other state fund shall only be transferred from May 15th to June 30th in any fiscal year, and an amount equal to the cash operating transfer received by such fund, together with the interest that would have been earned on such amount, must be transferred back to the other fund prior to June 30th of the fiscal year in which the transfer was made.

3. PROGRAM LISTING (list programs included in this core funding)

CORE DECISION ITEM

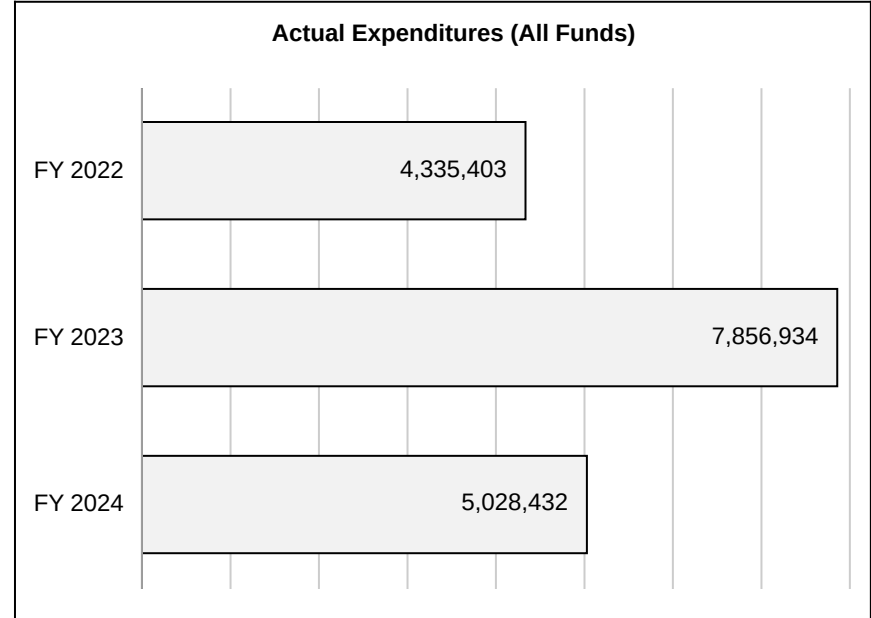
**Office of Administration
Administrative Disbursements
CORE - Payback Cash Flow Loans**

Budget Unit 350115B

Bill Section 05.270

4. FINANCIAL HISTORY

	FY 2022	FY 2023	FY 2024	FY 2025
	Actual	Actual	Actual	Current Yr. as of 1/27/25
Appropriations (All Funds)	650,000,000	650,000,000	650,000,000	650,000,000
Less Reverted (All Funds)	0	0	0	0
Less Restricted (All Funds)*	0	0	0	0
Less Transfers Out	(4,335,403)	(7,856,934)	(5,028,432)	0
Plus Transfers In	4,335,403	7,856,934	5,028,432	0
Budget Authority (All Funds)	650,000,000	650,000,000	650,000,000	650,000,000
Actual Expenditures (all Fund)	4,335,403	7,856,934	5,028,432	N/A
Unexpended (All Funds)	645,664,597	642,143,066	644,971,568	N/A
Unexpended by Fund:				
General Revenue	550,000,000	550,000,000	550,000,000	N/A
Federal	0	0	0	N/A
Other	95,664,597	92,143,066	94,971,568	N/A



*Restricted amount is as of

Reverted includes the statutory three-percent reserve amount (when applicable).

Restricted includes any Governor's Expenditure Restrictions which remained at the end of the fiscal year (when applicable).

CORE DECISION ITEM

Office of Administration
 Administrative Disbursements
 CORE - Payback Cash Flow Loans

Budget Unit 350115B

Bill Section 05.270

5. CORE RECONCILIATION DETAIL

	Budget Class	FTE	GR	FED	OTHER	TOTAL	Explanation
TAFP After VETOES							
	PS	0.00	0	0	0	0	
	EE	0.00	0	0	0	0	
	PD	0.00	0	0	0	0	
	TRF	0.00	550,000,000	0	100,000,000	650,000,000	
	Total	0.00	550,000,000	0	100,000,000	650,000,000	
One-Times							
	PS	0.00	0	0	0	0	
	EE	0.00	0	0	0	0	
	PD	0.00	0	0	0	0	
	TRF	0.00	0	0	0	0	
	Total	0.00	0	0	0	0	
FY 26 Beginning Core							
	PS	0.00	0	0	0	0	
	EE	0.00	0	0	0	0	
	PD	0.00	0	0	0	0	
	TRF	0.00	550,000,000	0	100,000,000	650,000,000	
	Total	0.00	550,000,000	0	100,000,000	650,000,000	
Department Request Adjustments							

CORE DECISION ITEM

Office of Administration
 Administrative Disbursements
 CORE - Payback Cash Flow Loans

Budget Unit 350115B

Bill Section 05.270

	Budget Class	FTE	GR	FED	OTHER	TOTAL	Explanation
Net Department Request Adjustments		0.00	0	0	0	0	
Department Request Core							
	PS	0.00	0	0	0	0	
	EE	0.00	0	0	0	0	
	PD	0.00	0	0	0	0	
	TRF	0.00	550,000,000	0	100,000,000	650,000,000	
	Total	0.00	550,000,000	0	100,000,000	650,000,000	
Governor's Recommended Core							
	PS	0.00	0	0	0	0	
	EE	0.00	0	0	0	0	
	PD	0.00	0	0	0	0	
	TRF	0.00	550,000,000	0	100,000,000	650,000,000	
	Total	0.00	550,000,000	0	100,000,000	650,000,000	

CORE DECISION ITEM

Office of Administration
 Administrative Disbursements
 CORE - Payback Cash Flow Loans

Budget Unit 350115B
 Bill Section 05.270

Summary of the Core by Expenditure Types

Account	FY24 Budget		FY24 Actual		FY25 Budget		FY25 Actual as of 1/27/25		FY26 DTREQ		FY26 GVREC	FY26 GVREC
	Dollars	FTE	Dollars	FTE	Dollars	FTE	Dollars	FTE	Dollars	FTE	Dollars	FTE
Appropriated Transfers Out St	650,000,000	0.00	5,028,432	0.00	650,000,000	0.00	0	0.00	650,000,000	0.00	650,000,000	0.00
Total TRF	650,000,000	0.00	5,028,432	0.00	650,000,000	0.00	0	0.00	650,000,000	0.00	650,000,000	0.00
Grand Total	650,000,000	0.00	5,028,432	0.00	650,000,000	0.00	0	0.00	650,000,000	0.00	650,000,000	0.00

CORE DECISION ITEM

**Office of Administration
Administrative Disbursements
CORE - Cash Flow Loan Interest Payment**

**Budget Unit 350116B
Bill Section 05.275**

1. CORE FINANCIAL SUMMARY

	FY 2026 Department Request			
	GR	Federal	Other	Total
PS	0	0	0	0
EE	0	0	0	0
PSD	0	0	0	0
TRF	5,500,000	0	500,000	6,000,000
Total	5,500,000	0	500,000	6,000,000
FTE	0.00	0.00	0.00	0.00
Est. Fringe	0	0	0	0

Note: Fringes budgeted in Appropriation Bill 5 except for certain fringes budgeted directly to MoDOT, Highway Patrol, and Conservation.

Other Funds: 1621:Blind Pension Fund

	FY 2026 Governor's Recommended			
	GR	Federal	Other	Total
PS	0	0	0	0
EE	0	0	0	0
PSD	0	0	0	0
TRF	5,500,000	0	500,000	6,000,000
Total	5,500,000	0	500,000	6,000,000
FTE	0.00	0.00	0.00	0.00
Est. Fringe	0	0	0	0

Note: Fringes budgeted in Appropriation Bill 5 except for certain fringes budgeted directly to MoDOT, Highway Patrol, and Conservation.

Other Funds: 1621:Blind Pension Fund

2. CORE DESCRIPTION

This request provides the mechanism to transfer funds from general revenue and other funds into the Budget Reserve Fund pursuant to Section 27(a), Article IV, Constitution of Missouri, to pay back any interest on cash operating transfers made from the Budget Reserve Fund. This appropriation also allows for transfers from general revenue or any other state funds to various other funds to pay back any interest on cash operating transfers made from other state funds. Transfers from the Budget Reserve Fund are deemed "cash operating transfers." An amount equal to the cash operating transfer received by such fund, together with the interest that would have been earned on such amount, must be transferred back to the Budget Reserve Fund or other fund prior to May 16th of the fiscal year in which the transfer was made. No cash operating transfers out of the Budget Reserve Fund may be made after May 15th of any fiscal year. Transfers from other state funds into general revenue or other state fund shall only be transferred from May 15th to June 30th in any fiscal year, and an amount equal to the cash operating transfer received by such fund, together with the interest that would have been earned on such amount, must be transferred back to the other fund prior to June 30th of the fiscal year in which the transfer was made.

3. PROGRAM LISTING (list programs included in this core funding)

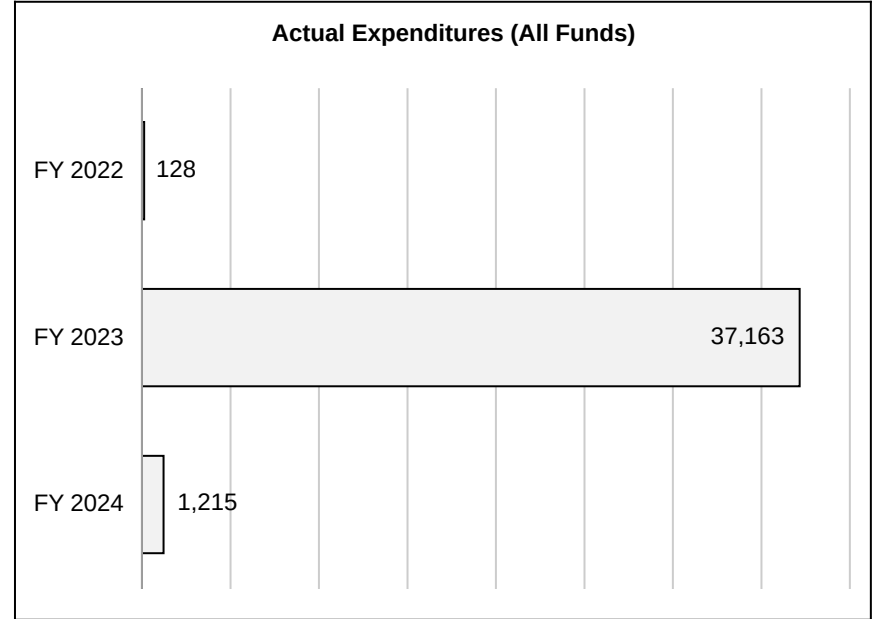
CORE DECISION ITEM

**Office of Administration
Administrative Disbursements
CORE - Cash Flow Loan Interest Payment**

**Budget Unit 350116B
Bill Section 05.275**

4. FINANCIAL HISTORY

	FY 2022	FY 2023	FY 2024	FY 2025
	Actual	Actual	Actual	Current Yr. as of 1/27/25
Appropriations (All Funds)	6,000,000	6,000,000	6,000,000	6,000,000
Less Reverted (All Funds)	0	0	0	0
Less Restricted (All Funds)*	0	0	0	0
Less Transfers Out	(128)	(567)	(1,216)	0
Plus Transfers In	128	567	1,216	0
Budget Authority (All Funds)	6,000,000	6,000,000	6,000,000	6,000,000
Actual Expenditures (all Fund)	128	37,163	1,215	N/A
Unexpended (All Funds)	5,999,872	5,962,837	5,998,785	N/A
Unexpended by Fund:				
General Revenue	5,500,000	5,463,403	5,500,000	N/A
Federal	0	0	0	N/A
Other	499,872	499,434	498,785	N/A



*Restricted amount is as of

Reverted includes the statutory three-percent reserve amount (when applicable).

Restricted includes any Governor's Expenditure Restrictions which remained at the end of the fiscal year (when applicable).

CORE DECISION ITEM

Office of Administration
 Administrative Disbursements
 CORE - Cash Flow Loan Interest Payment

Budget Unit 350116B

Bill Section 05.275

5. CORE RECONCILIATION DETAIL

	Budget Class	FTE	GR	FED	OTHER	TOTAL	Explanation
TAFP After VETOES							
	PS	0.00	0	0	0	0	
	EE	0.00	0	0	0	0	
	PD	0.00	0	0	0	0	
	TRF	0.00	5,500,000	0	500,000	6,000,000	
	Total	0.00	5,500,000	0	500,000	6,000,000	
One-Times							
	PS	0.00	0	0	0	0	
	EE	0.00	0	0	0	0	
	PD	0.00	0	0	0	0	
	TRF	0.00	0	0	0	0	
	Total	0.00	0	0	0	0	
FY 26 Beginning Core							
	PS	0.00	0	0	0	0	
	EE	0.00	0	0	0	0	
	PD	0.00	0	0	0	0	
	TRF	0.00	5,500,000	0	500,000	6,000,000	
	Total	0.00	5,500,000	0	500,000	6,000,000	
Department Request Adjustments							

CORE DECISION ITEM

Office of Administration
 Administrative Disbursements
 CORE - Cash Flow Loan Interest Payment

Budget Unit 350116B

Bill Section 05.275

	Budget Class	FTE	GR	FED	OTHER	TOTAL	Explanation
Net Department Request Adjustments		0.00	0	0	0	0	
Department Request Core							
	PS	0.00	0	0	0	0	
	EE	0.00	0	0	0	0	
	PD	0.00	0	0	0	0	
	TRF	0.00	5,500,000	0	500,000	6,000,000	
	Total	0.00	5,500,000	0	500,000	6,000,000	
Governor's Recommended Core							
	PS	0.00	0	0	0	0	
	EE	0.00	0	0	0	0	
	PD	0.00	0	0	0	0	
	TRF	0.00	5,500,000	0	500,000	6,000,000	
	Total	0.00	5,500,000	0	500,000	6,000,000	

CORE DECISION ITEM

Office of Administration
 Administrative Disbursements
 CORE - Cash Flow Loan Interest Payment

Budget Unit 350116B
 Bill Section 05.275

Summary of the Core by Expenditure Types

Account	FY24 Budget		FY24 Actual		FY25 Budget		FY25 Actual as of 1/27/25		FY26 DTREQ		FY26 GVREC	FY26 GVREC
	Dollars	FTE	Dollars	FTE	Dollars	FTE	Dollars	FTE	Dollars	FTE	Dollars	FTE
Appropriated Transfers Out St	6,000,000	0.00	1,215	0.00	6,000,000	0.00	0	0.00	6,000,000	0.00	6,000,000	0.00
Total TRF	6,000,000	0.00	1,215	0.00	6,000,000	0.00	0	0.00	6,000,000	0.00	6,000,000	0.00
Grand Total	6,000,000	0.00	1,215	0.00	6,000,000	0.00	0	0.00	6,000,000	0.00	6,000,000	0.00

CORE DECISION ITEM

**Office of Administration
Administrative Disbursements
CORE - Budget Reserve Required Transfer**

**Budget Unit 350117B
Bill Section 05.280**

1. CORE FINANCIAL SUMMARY

	FY 2026 Department Request			
	GR	Federal	Other	Total
PS	0	0	0	0
EE	0	0	0	0
PSD	0	0	0	0
TRF	7,000,000	0	24,858,625	31,858,625
Total	7,000,000	0	24,858,625	31,858,625

FTE	0.00	0.00	0.00	0.00
------------	-------------	-------------	-------------	-------------

Est. Fringe	0	0	0	0
--------------------	---	---	---	---

Note: Fringes budgeted in Appropriation Bill 5 except for certain fringes budgeted directly to MoDOT, Highway Patrol, and Conservation.

Other Funds: 1100:Budget Reserve Fund

	FY 2026 Governor's Recommended			
	GR	Federal	Other	Total
PS	0	0	0	0
EE	0	0	0	0
PSD	0	0	0	0
TRF	7,000,000	0	24,858,625	31,858,625
Total	7,000,000	0	24,858,625	31,858,625

FTE	0.00	0.00	0.00	0.00
------------	-------------	-------------	-------------	-------------

Est. Fringe	0	0	0	0
--------------------	---	---	---	---

Note: Fringes budgeted in Appropriation Bill 5 except for certain fringes budgeted directly to MoDOT, Highway Patrol, and Conservation.

Other Funds: 1100:Budget Reserve Fund

2. CORE DESCRIPTION

Transfer authority is required to transfer monies from general revenue or the Budget Reserve Fund to meet the provisions of Article IV, Section 27(a), Constitution of Missouri. If the sum of the ending balance of the budget reserve fund in any fiscal year, and any amounts owed to the fund, is less than seven and one-half percent of the net general revenue collections for the same year, the difference shall stand appropriated and shall be transferred from the general revenue fund to the budget reserve fund by the fifteenth day of the succeeding fiscal year. Likewise, if the balance in the budget reserve fund at the close of any fiscal year exceeds seven and one-half percent of the net general revenue collections for the previous fiscal year, that excess amount shall be transferred to the general revenue fund unless such excess balance is as a result of direct appropriations made by the general assembly for the purpose of increasing the balance of the fund; provided, however, that if the balance in the fund at the close of any fiscal year exceeds ten percent of the net general revenue collections for the previous fiscal year, the commissioner of administration shall transfer the excess amount to the general revenue fund notwithstanding any specific appropriations made to the fund.

3. PROGRAM LISTING (list programs included in this core funding)

CORE DECISION ITEM

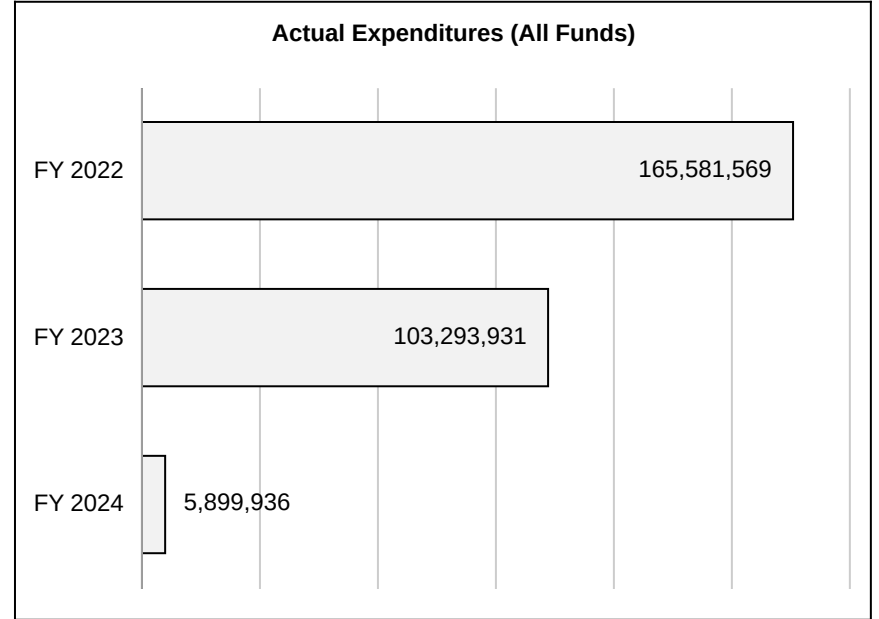
**Office of Administration
Administrative Disbursements
CORE - Budget Reserve Required Transfer**

Budget Unit 350117B

Bill Section 05.280

4. FINANCIAL HISTORY

	FY 2022	FY 2023	FY 2024	FY 2025
	Actual	Actual	Actual	Current Yr. as of 1/27/25
Appropriations (All Funds)	118,025,392	31,858,625	31,858,625	31,858,625
Less Reverted (All Funds)	0	0	0	0
Less Restricted (All Funds)*	0	0	0	0
Less Transfers Out	0	0	0	0
Plus Transfers In	62,556,177	96,293,931	0	0
Budget Authority (All Funds)	180,581,569	128,152,556	31,858,625	31,858,625
Actual Expenditures (all Fund)	165,581,569	103,293,931	5,899,936	N/A
Unexpended (All Funds)	15,000,000	24,858,625	25,958,689	N/A
Unexpended by Fund:				
General Revenue	0	0	1,100,064	N/A
Federal	0	0	0	N/A
Other	15,000,000	24,858,625	24,858,625	N/A



*Restricted amount is as of

Reverted includes the statutory three-percent reserve amount (when applicable).

Restricted includes any Governor's Expenditure Restrictions which remained at the end of the fiscal year (when applicable).

CORE DECISION ITEM

Office of Administration
 Administrative Disbursements
 CORE - Budget Reserve Required Transfer

Budget Unit 350117B

Bill Section 05.280

5. CORE RECONCILIATION DETAIL

	Budget Class	FTE	GR	FED	OTHER	TOTAL	Explanation
TAFP After VETOES							
	PS	0.00	0	0	0	0	
	EE	0.00	0	0	0	0	
	PD	0.00	0	0	0	0	
	TRF	0.00	7,000,000	0	24,858,625	31,858,625	
	Total	0.00	7,000,000	0	24,858,625	31,858,625	
One-Times							
	PS	0.00	0	0	0	0	
	EE	0.00	0	0	0	0	
	PD	0.00	0	0	0	0	
	TRF	0.00	0	0	0	0	
	Total	0.00	0	0	0	0	
FY 26 Beginning Core							
	PS	0.00	0	0	0	0	
	EE	0.00	0	0	0	0	
	PD	0.00	0	0	0	0	
	TRF	0.00	7,000,000	0	24,858,625	31,858,625	
	Total	0.00	7,000,000	0	24,858,625	31,858,625	
Department Request Adjustments							

CORE DECISION ITEM

Office of Administration
 Administrative Disbursements
 CORE - Budget Reserve Required Transfer

Budget Unit 350117B

Bill Section 05.280

	Budget Class	FTE	GR	FED	OTHER	TOTAL	Explanation
Net Department Request Adjustments		0.00	0	0	0	0	
Department Request Core							
	PS	0.00	0	0	0	0	
	EE	0.00	0	0	0	0	
	PD	0.00	0	0	0	0	
	TRF	0.00	7,000,000	0	24,858,625	31,858,625	
	Total	0.00	7,000,000	0	24,858,625	31,858,625	
Governor's Recommended Core							
	PS	0.00	0	0	0	0	
	EE	0.00	0	0	0	0	
	PD	0.00	0	0	0	0	
	TRF	0.00	7,000,000	0	24,858,625	31,858,625	
	Total	0.00	7,000,000	0	24,858,625	31,858,625	

CORE DECISION ITEM

Office of Administration
 Administrative Disbursements
 CORE - Budget Reserve Required Transfer

Budget Unit 350117B
 Bill Section 05.280

Summary of the Core by Expenditure Types

Account	FY24 Budget		FY24 Actual		FY25 Budget		FY25 Actual as of 1/27/25		FY26 DTREQ		FY26 GVREC	FY26 GVREC
	Dollars	FTE	Dollars	FTE	Dollars	FTE	Dollars	FTE	Dollars	FTE	Dollars	FTE
Appropriated Transfers Out St	31,858,625	0.00	5,899,936	0.00	31,858,625	0.00	4,383,077	0.00	31,858,625	0.00	31,858,625	0.00
Total TRF	31,858,625	0.00	5,899,936	0.00	31,858,625	0.00	4,383,077	0.00	31,858,625	0.00	31,858,625	0.00
Grand Total	31,858,625	0.00	5,899,936	0.00	31,858,625	0.00	4,383,077	0.00	31,858,625	0.00	31,858,625	0.00

CORE DECISION ITEM

Office of Administration
 Administrative Disbursements
 CORE - Fund Corrections

Budget Unit 350123B
 Bill Section 05.285

1. CORE FINANCIAL SUMMARY

	FY 2026 Department Request			
	GR	Federal	Other	Total
PS	0	0	0	0
EE	0	0	0	0
PSD	0	0	0	0
TRF	50,000	0	750,000	800,000
Total	50,000	0	750,000	800,000

FTE **0.00** **0.00** **0.00** **0.00**

Est. Fringe	0	0	0	0
--------------------	---	---	---	---

Note: Fringes budgeted in Appropriation Bill 5 except for certain fringes budgeted directly to MoDOT, Highway Patrol, and Conservation.

Other Funds: 1407:Federal Surplus Property Fund

	FY 2026 Governor's Recommended			
	GR	Federal	Other	Total
PS	0	0	0	0
EE	0	0	0	0
PSD	0	0	0	0
TRF	50,000	0	750,000	800,000
Total	50,000	0	750,000	800,000

FTE **0.00** **0.00** **0.00** **0.00**

Est. Fringe	0	0	0	0
--------------------	---	---	---	---

Note: Fringes budgeted in Appropriation Bill 5 except for certain fringes budgeted directly to MoDOT, Highway Patrol, and Conservation.

Other Funds: 1407:Federal Surplus Property Fund

2. CORE DESCRIPTION

This appropriated transfer mechanism allows the Division of Accounting to correct prior fiscal year revenue transactions that were erroneously deposited into the incorrect fund. After a fiscal year has ended, revenue "correction" documents cannot be processed. This appropriated transfer is requested specifically to allow the transfer from the fund that erroneously received the deposit in a prior fiscal year to the correct fund in the current fiscal year.

3. PROGRAM LISTING (list programs included in this core funding)

CORE DECISION ITEM

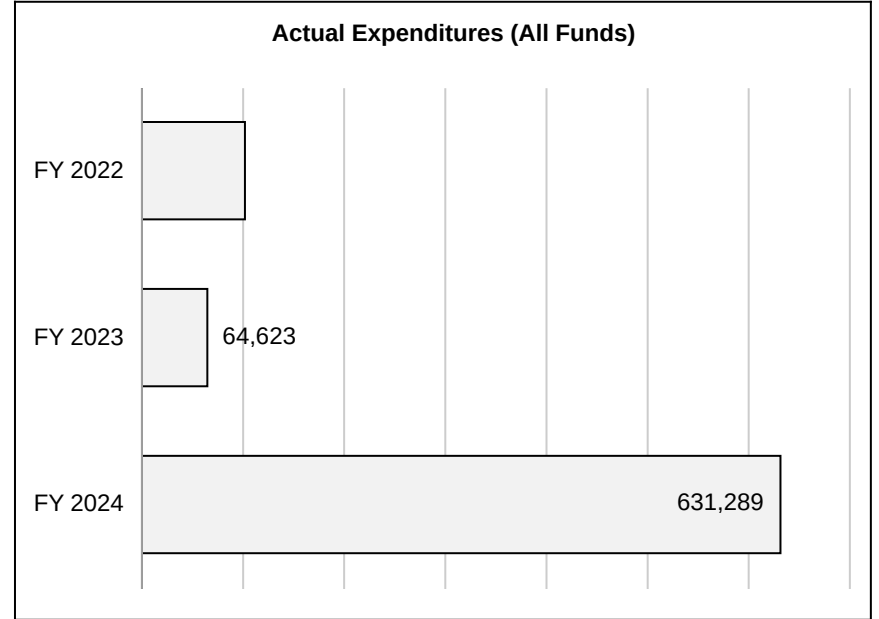
**Office of Administration
Administrative Disbursements
CORE - Fund Corrections**

Budget Unit 350123B

Bill Section 05.285

4. FINANCIAL HISTORY

	FY 2022	FY 2023	FY 2024	FY 2025
	Actual	Actual	Actual	Current Yr. as of 1/27/25
Appropriations (All Funds)	800,000	800,000	800,000	800,000
Less Reverted (All Funds)	0	0	0	0
Less Restricted (All Funds)*	0	0	0	0
Less Transfers Out	(101,773)	(20,419)	(631,293)	(45,333)
Plus Transfers In	101,773	20,419	631,293	45,333
Budget Authority (All Funds)	800,000	800,000	800,000	800,000
Actual Expenditures (all Fund)	101,771	64,623	631,289	N/A
Unexpended (All Funds)	698,229	735,377	168,711	N/A
Unexpended by Fund:				
General Revenue	50,000	5,795	50,000	N/A
Federal	2	1	1	N/A
Other	648,227	729,582	118,710	N/A



*Restricted amount is as of

Reverted includes the statutory three-percent reserve amount (when applicable).

Restricted includes any Governor's Expenditure Restrictions which remained at the end of the fiscal year (when applicable).

CORE DECISION ITEM

Office of Administration
 Administrative Disbursements
 CORE - Fund Corrections

Budget Unit 350123B

Bill Section 05.285

5. CORE RECONCILIATION DETAIL

	Budget Class	FTE	GR	FED	OTHER	TOTAL	Explanation
TAFP After VETOES							
	PS	0.00	0	0	0	0	
	EE	0.00	0	0	0	0	
	PD	0.00	0	0	0	0	
	TRF	0.00	50,000	0	750,000	800,000	
	Total	0.00	50,000	0	750,000	800,000	
One-Times							
	PS	0.00	0	0	0	0	
	EE	0.00	0	0	0	0	
	PD	0.00	0	0	0	0	
	TRF	0.00	0	0	0	0	
	Total	0.00	0	0	0	0	
FY 26 Beginning Core							
	PS	0.00	0	0	0	0	
	EE	0.00	0	0	0	0	
	PD	0.00	0	0	0	0	
	TRF	0.00	50,000	0	750,000	800,000	
	Total	0.00	50,000	0	750,000	800,000	
Department Request Adjustments							

CORE DECISION ITEM

Office of Administration
 Administrative Disbursements
 CORE - Fund Corrections

Budget Unit 350123B

Bill Section 05.285

	Budget Class	FTE	GR	FED	OTHER	TOTAL	Explanation
Net Department Request Adjustments		0.00	0	0	0	0	
Department Request Core							
	PS	0.00	0	0	0	0	
	EE	0.00	0	0	0	0	
	PD	0.00	0	0	0	0	
	TRF	0.00	50,000	0	750,000	800,000	
	Total	0.00	50,000	0	750,000	800,000	
Governor's Recommended Core							
	PS	0.00	0	0	0	0	
	EE	0.00	0	0	0	0	
	PD	0.00	0	0	0	0	
	TRF	0.00	50,000	0	750,000	800,000	
	Total	0.00	50,000	0	750,000	800,000	

CORE DECISION ITEM

Office of Administration
 Administrative Disbursements
 CORE - Fund Corrections

Budget Unit 350123B
 Bill Section 05.285

Summary of the Core by Expenditure Types

Account	FY24 Budget		FY24 Actual		FY25 Budget		FY25 Actual as of 1/27/25		FY26 DTREQ		FY26 GVREC	FY26 GVREC
	Dollars	FTE	Dollars	FTE	Dollars	FTE	Dollars	FTE	Dollars	FTE	Dollars	FTE
Appropriated Transfers Out St	800,000	0.00	631,289	0.00	800,000	0.00	78,480	0.00	800,000	0.00	800,000	0.00
Total TRF	800,000	0.00	631,289	0.00	800,000	0.00	78,480	0.00	800,000	0.00	800,000	0.00
Grand Total	800,000	0.00	631,289	0.00	800,000	0.00	78,480	0.00	800,000	0.00	800,000	0.00

CORE DECISION ITEM

**Office of Administration
Administrative Disbursements
CORE - Central Services Cost Allocation Plan**

**Budget Unit 350130B
Bill Section 05.290**

1. CORE FINANCIAL SUMMARY

	FY 2026 Department Request			
	GR	Federal	Other	Total
PS	0	0	0	0
EE	0	0	0	0
PSD	0	0	0	0
TRF	0	0	9,923,817	9,923,817
Total	0	0	9,923,817	9,923,817

FTE	0.00	0.00	0.00	0.00
------------	-------------	-------------	-------------	-------------

Est. Fringe	0	0	0	0
--------------------	---	---	---	---

Note: Fringes budgeted in Appropriation Bill 5 except for certain fringes budgeted directly to MoDOT, Highway Patrol, and Conservation.

Other Funds: Various Funds

	FY 2026 Governor's Recommended			
	GR	Federal	Other	Total
PS	0	0	0	0
EE	0	0	0	0
PSD	0	0	0	0
TRF	0	0	9,923,817	9,923,817
Total	0	0	9,923,817	9,923,817

FTE	0.00	0.00	0.00	0.00
------------	-------------	-------------	-------------	-------------

Est. Fringe	0	0	0	0
--------------------	---	---	---	---

Note: Fringes budgeted in Appropriation Bill 5 except for certain fringes budgeted directly to MoDOT, Highway Patrol, and Conservation.

Other Funds: Various Funds

2. CORE DESCRIPTION

An accepted accounting practice, allocations recover costs for services provided to other entities. For instance, the federal government allows the State of Missouri to recover overhead costs for federal programs through a Statewide Cost Allocation Plan (SWCAP). Using standard accepted accounting methods, the Central Services Cost Allocation Plan (CSCAP) recovers the costs of providing services to various state funds including those provided by the Office of Administration, the Department of Revenue, the Governor's Office, the Lieutenant Governor's Office, the Secretary of State's Office, the State Auditor's Office, the Attorney General's Office, the General Assembly, and the Capitol Police. To determine a fund's participation eligibility, the Office of Administration systematically analyzes relevant constitutional provisions, statutory language, fund revenue sources, and other appropriate considerations.

3. PROGRAM LISTING (list programs included in this core funding)

--

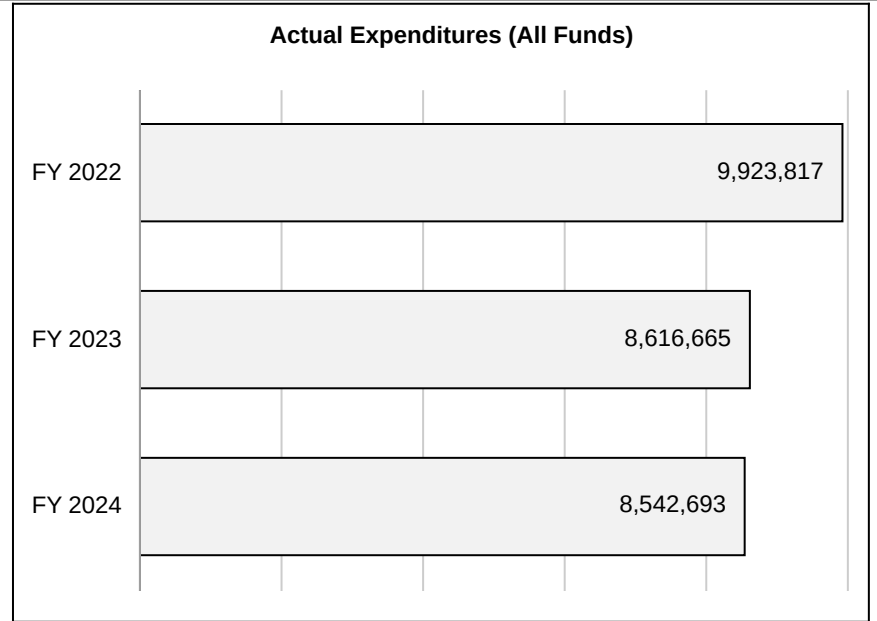
CORE DECISION ITEM

**Office of Administration
Administrative Disbursements
CORE - Central Services Cost Allocation Plan**

**Budget Unit 350130B
Bill Section 05.290**

4. FINANCIAL HISTORY

	FY 2022	FY 2023	FY 2024	FY 2025
	Actual	Actual	Actual	Current Yr. as of 1/27/25
Appropriations (All Funds)	9,923,817	9,923,817	9,923,817	9,923,817
Less Reverted (All Funds)	0	0	0	0
Less Restricted (All Funds)*	0	0	0	0
Less Transfers Out	0	0	(1,102)	0
Plus Transfers In	0	0	1,102	0
Budget Authority (All Funds)	9,923,817	9,923,817	9,923,817	9,923,817
Actual Expenditures (all Fund)	9,923,817	8,616,665	8,542,693	N/A
Unexpended (All Funds)	0	1,307,152	1,381,124	N/A
Unexpended by Fund:				
General Revenue	0	0	0	N/A
Federal	0	0	0	N/A
Other	0	1,307,152	1,381,124	N/A



*Restricted amount is as of

Reverted includes the statutory three-percent reserve amount (when applicable).

Restricted includes any Governor's Expenditure Restrictions which remained at the end of the fiscal year (when applicable).

CORE DECISION ITEM

Office of Administration
 Administrative Disbursements
 CORE - Central Services Cost Allocation Plan

Budget Unit 350130B

Bill Section 05.290

5. CORE RECONCILIATION DETAIL

	Budget Class	FTE	GR	FED	OTHER	TOTAL	Explanation
TAFP After VETOES							
	PS	0.00	0	0	0	0	
	EE	0.00	0	0	0	0	
	PD	0.00	0	0	0	0	
	TRF	0.00	0	0	9,923,817	9,923,817	
	Total	0.00	0	0	9,923,817	9,923,817	
One-Times							
	PS	0.00	0	0	0	0	
	EE	0.00	0	0	0	0	
	PD	0.00	0	0	0	0	
	TRF	0.00	0	0	0	0	
	Total	0.00	0	0	0	0	
FY 26 Beginning Core							
	PS	0.00	0	0	0	0	
	EE	0.00	0	0	0	0	
	PD	0.00	0	0	0	0	
	TRF	0.00	0	0	9,923,817	9,923,817	
	Total	0.00	0	0	9,923,817	9,923,817	
Department Request Adjustments							

CORE DECISION ITEM

**Office of Administration
Administrative Disbursements
CORE - Central Services Cost Allocation Plan**

Budget Unit 350130B

Bill Section 05.290

			Budget Class	FTE	GR	FED	OTHER	TOTAL	Explanation
Net Department Request Adjustments				0.00	0	0	0	0	
Department Request Core									
			PS	0.00	0	0	0	0	
			EE	0.00	0	0	0	0	
			PD	0.00	0	0	0	0	
			TRF	0.00	0	0	9,923,817	9,923,817	
			Total	0.00	0	0	9,923,817	9,923,817	
Core Reallocation	CRA.GV.004	T1006	TRF	0.00	0	0	(7)	(7)	CSCAP Reallocations
Core Reallocation	CRA.GV.004	T1011	TRF	0.00	0	0	41	41	CSCAP Reallocations
Core Reallocation	CRA.GV.004	T1035	TRF	0.00	0	0	(9,503)	(9,503)	CSCAP Reallocations
Core Reallocation	CRA.GV.004	T1039	TRF	0.00	0	0	4,340	4,340	CSCAP Reallocations
Core Reallocation	CRA.GV.004	T1043	TRF	0.00	0	0	7,803	7,803	CSCAP Reallocations
Core Reallocation	CRA.GV.004	T1044	TRF	0.00	0	0	(532)	(532)	CSCAP Reallocations
Core Reallocation	CRA.GV.004	T1049	TRF	0.00	0	0	1,893	1,893	CSCAP Reallocations
Core Reallocation	CRA.GV.004	T1074	TRF	0.00	0	0	1,262	1,262	CSCAP Reallocations
Core Reallocation	CRA.GV.004	T1079	TRF	0.00	0	0	249	249	CSCAP Reallocations
Core Reallocation	CRA.GV.004	T1135	TRF	0.00	0	0	79	79	CSCAP Reallocations
Core Reallocation	CRA.GV.004	T1136	TRF	0.00	0	0	76	76	CSCAP Reallocations
Core Reallocation	CRA.GV.004	T1210	TRF	0.00	0	0	(1,977)	(1,977)	CSCAP Reallocations
Core Reallocation	CRA.GV.004	T1211	TRF	0.00	0	0	55,712	55,712	CSCAP Reallocations

CORE DECISION ITEM

**Office of Administration
Administrative Disbursements**

Budget Unit 350130B

CORE - Central Services Cost Allocation Plan

Bill Section 05.290

Core Reallocation	CRA.GV.004	T1241	TRF	0.00	0	0	1,944	1,944	CSCAP Reallocations
Core Reallocation	CRA.GV.004	T1277	TRF	0.00	0	0	(1,128)	(1,128)	CSCAP Reallocations
Core Reallocation	CRA.GV.004	T1281	TRF	0.00	0	0	697	697	CSCAP Reallocations
Core Reallocation	CRA.GV.004	T1282	TRF	0.00	0	0	6,806	6,806	CSCAP Reallocations
Core Reallocation	CRA.GV.004	T1309	TRF	0.00	0	0	(456)	(456)	CSCAP Reallocations
Core Reallocation	CRA.GV.004	T1345	TRF	0.00	0	0	(263)	(263)	CSCAP Reallocations
Core Reallocation	CRA.GV.004	T1366	TRF	0.00	0	0	(10,000)	(10,000)	CSCAP Reallocations
Core Reallocation	CRA.GV.004	T1372	TRF	0.00	0	0	13,107	13,107	CSCAP Reallocations
Core Reallocation	CRA.GV.004	T1375	TRF	0.00	0	0	(104)	(104)	CSCAP Reallocations
Core Reallocation	CRA.GV.004	T1402	TRF	0.00	0	0	(6)	(6)	CSCAP Reallocations
Core Reallocation	CRA.GV.004	T1425	TRF	0.00	0	0	77	77	CSCAP Reallocations
Core Reallocation	CRA.GV.004	T1433	TRF	0.00	0	0	261	261	CSCAP Reallocations
Core Reallocation	CRA.GV.004	T1435	TRF	0.00	0	0	1,902	1,902	CSCAP Reallocations
Core Reallocation	CRA.GV.004	T1437	TRF	0.00	0	0	(500)	(500)	CSCAP Reallocations
Core Reallocation	CRA.GV.004	T1495	TRF	0.00	0	0	(111)	(111)	CSCAP Reallocations
Core Reallocation	CRA.GV.004	T1650	TRF	0.00	0	0	1,994	1,994	CSCAP Reallocations
Core Reallocation	CRA.GV.004	T1497	TRF	0.00	0	0	144	144	CSCAP Reallocations
Core Reallocation	CRA.GV.004	T1498	TRF	0.00	0	0	1,482	1,482	CSCAP Reallocations
Core Reallocation	CRA.GV.004	T1501	TRF	0.00	0	0	1,402	1,402	CSCAP Reallocations
Core Reallocation	CRA.GV.004	T1551	TRF	0.00	0	0	(549)	(549)	CSCAP Reallocations
Core Reallocation	CRA.GV.004	T1552	TRF	0.00	0	0	391	391	CSCAP Reallocations
Core Reallocation	CRA.GV.004	T1621	TRF	0.00	0	0	489	489	CSCAP Reallocations

CORE DECISION ITEM

**Office of Administration
Administrative Disbursements**

Budget Unit 350130B

CORE - Central Services Cost Allocation Plan

Bill Section 05.290

Core Reallocation	CRA.GV.004	T1625	TRF	0.00	0	0	1,201	1,201	CSCAP Reallocations
Core Reallocation	CRA.GV.004	T1627	TRF	0.00	0	0	20,850	20,850	CSCAP Reallocations
Core Reallocation	CRA.GV.004	T1629	TRF	0.00	0	0	(1,872)	(1,872)	CSCAP Reallocations
Core Reallocation	CRA.GV.004	T1630	TRF	0.00	0	0	1,453	1,453	CSCAP Reallocations
Core Reallocation	CRA.GV.004	T1643	TRF	0.00	0	0	(41)	(41)	CSCAP Reallocations
Core Reallocation	CRA.GV.004	T1644	TRF	0.00	0	0	(537)	(537)	CSCAP Reallocations
Core Reallocation	CRA.GV.004	T1646	TRF	0.00	0	0	1,036	1,036	CSCAP Reallocations
Core Reallocation	CRA.GV.004	T1652	TRF	0.00	0	0	284,892	284,892	CSCAP Reallocations
Core Reallocation	CRA.GV.004	T1653	TRF	0.00	0	0	169,363	169,363	CSCAP Reallocations
Core Reallocation	CRA.GV.004	T1658	TRF	0.00	0	0	(75,430)	(75,430)	CSCAP Reallocations
Core Reallocation	CRA.GV.004	T1662	TRF	0.00	0	0	608	608	CSCAP Reallocations
Core Reallocation	CRA.GV.004	T1664	TRF	0.00	0	0	26	26	CSCAP Reallocations
Core Reallocation	CRA.GV.004	T1665	TRF	0.00	0	0	686	686	CSCAP Reallocations
Core Reallocation	CRA.GV.004	T1669	TRF	0.00	0	0	(8,948)	(8,948)	CSCAP Reallocations
Core Reallocation	CRA.GV.004	T1671	TRF	0.00	0	0	13	13	CSCAP Reallocations
Core Reallocation	CRA.GV.004	T1672	TRF	0.00	0	0	(271)	(271)	CSCAP Reallocations
Core Reallocation	CRA.GV.004	T1626	TRF	0.00	0	0	2,297	2,297	CSCAP Reallocations
Core Reallocation	CRA.GV.004	T1673	TRF	0.00	0	0	(183)	(183)	CSCAP Reallocations
Core Reallocation	CRA.GV.004	T1674	TRF	0.00	0	0	1,076	1,076	CSCAP Reallocations
Core Reallocation	CRA.GV.004	T1675	TRF	0.00	0	0	(853)	(853)	CSCAP Reallocations
Core Reallocation	CRA.GV.004	T1676	TRF	0.00	0	0	(120)	(120)	CSCAP Reallocations
Core Reallocation	CRA.GV.004	T1678	TRF	0.00	0	0	(1,151)	(1,151)	CSCAP Reallocations

CORE DECISION ITEM

**Office of Administration
Administrative Disbursements**

Budget Unit 350130B

CORE - Central Services Cost Allocation Plan

Bill Section 05.290

Core Reallocation	CRA.GV.004	T1679	TRF	0.00	0	0	240	240	CSCAP Reallocations
Core Reallocation	CRA.GV.004	T1680	TRF	0.00	0	0	170	170	CSCAP Reallocations
Core Reallocation	CRA.GV.004	T1681	TRF	0.00	0	0	4,136	4,136	CSCAP Reallocations
Core Reallocation	CRA.GV.004	T1682	TRF	0.00	0	0	31,910	31,910	CSCAP Reallocations
Core Reallocation	CRA.GV.004	T1685	TRF	0.00	0	0	20,775	20,775	CSCAP Reallocations
Core Reallocation	CRA.GV.004	T1628	TRF	0.00	0	0	129	129	CSCAP Reallocations
Core Reallocation	CRA.GV.004	T1690	TRF	0.00	0	0	135	135	CSCAP Reallocations
Core Reallocation	CRA.GV.004	T1691	TRF	0.00	0	0	25	25	CSCAP Reallocations
Core Reallocation	CRA.GV.004	T1692	TRF	0.00	0	0	22,959	22,959	CSCAP Reallocations
Core Reallocation	CRA.GV.004	T1693	TRF	0.00	0	0	1,486	1,486	CSCAP Reallocations
Core Reallocation	CRA.GV.004	T1694	TRF	0.00	0	0	(353)	(353)	CSCAP Reallocations
Core Reallocation	CRA.GV.004	T1695	TRF	0.00	0	0	1,858	1,858	CSCAP Reallocations
Core Reallocation	CRA.GV.004	T1696	TRF	0.00	0	0	23	23	CSCAP Reallocations
Core Reallocation	CRA.GV.004	T1697	TRF	0.00	0	0	(23)	(23)	CSCAP Reallocations
Core Reallocation	CRA.GV.004	T1699	TRF	0.00	0	0	168	168	CSCAP Reallocations
Core Reallocation	CRA.GV.004	T1700	TRF	0.00	0	0	3,731	3,731	CSCAP Reallocations
Core Reallocation	CRA.GV.004	T1701	TRF	0.00	0	0	(70)	(70)	CSCAP Reallocations
Core Reallocation	CRA.GV.004	T1702	TRF	0.00	0	0	2,225	2,225	CSCAP Reallocations
Core Reallocation	CRA.GV.004	T1703	TRF	0.00	0	0	34	34	CSCAP Reallocations
Core Reallocation	CRA.GV.004	T1704	TRF	0.00	0	0	(378)	(378)	CSCAP Reallocations
Core Reallocation	CRA.GV.004	T1705	TRF	0.00	0	0	11,741	11,741	CSCAP Reallocations
Core Reallocation	CRA.GV.004	T1707	TRF	0.00	0	0	9,976	9,976	CSCAP Reallocations

CORE DECISION ITEM

**Office of Administration
Administrative Disbursements**

Budget Unit 350130B

CORE - Central Services Cost Allocation Plan

Bill Section 05.290

Core Reallocation	CRA.GV.004	T1645	TRF	0.00	0	0	4,352	4,352	CSCAP Reallocations
Core Reallocation	CRA.GV.004	T1709	TRF	0.00	0	0	201	201	CSCAP Reallocations
Core Reallocation	CRA.GV.004	T1710	TRF	0.00	0	0	554	554	CSCAP Reallocations
Core Reallocation	CRA.GV.004	T1711	TRF	0.00	0	0	(66,244)	(66,244)	CSCAP Reallocations
Core Reallocation	CRA.GV.004	T1723	TRF	0.00	0	0	(156)	(156)	CSCAP Reallocations
Core Reallocation	CRA.GV.004	T1725	TRF	0.00	0	0	2,324	2,324	CSCAP Reallocations
Core Reallocation	CRA.GV.004	T1726	TRF	0.00	0	0	(106)	(106)	CSCAP Reallocations
Core Reallocation	CRA.GV.004	T1727	TRF	0.00	0	0	14,313	14,313	CSCAP Reallocations
Core Reallocation	CRA.GV.004	T1728	TRF	0.00	0	0	(4,974)	(4,974)	CSCAP Reallocations
Core Reallocation	CRA.GV.004	T1729	TRF	0.00	0	0	(4,364)	(4,364)	CSCAP Reallocations
Core Reallocation	CRA.GV.004	T1730	TRF	0.00	0	0	(645)	(645)	CSCAP Reallocations
Core Reallocation	CRA.GV.004	T1731	TRF	0.00	0	0	3,471	3,471	CSCAP Reallocations
Core Reallocation	CRA.GV.004	T1732	TRF	0.00	0	0	8	8	CSCAP Reallocations
Core Reallocation	CRA.GV.004	T1733	TRF	0.00	0	0	(11,052)	(11,052)	CSCAP Reallocations
Core Reallocation	CRA.GV.004	T1734	TRF	0.00	0	0	26,985	26,985	CSCAP Reallocations
Core Reallocation	CRA.GV.004	T1736	TRF	0.00	0	0	(1,516)	(1,516)	CSCAP Reallocations
Core Reallocation	CRA.GV.004	T1737	TRF	0.00	0	0	6,999	6,999	CSCAP Reallocations
Core Reallocation	CRA.GV.004	T1740	TRF	0.00	0	0	175	175	CSCAP Reallocations
Core Reallocation	CRA.GV.004	T1741	TRF	0.00	0	0	63	63	CSCAP Reallocations
Core Reallocation	CRA.GV.004	T1743	TRF	0.00	0	0	(2,601)	(2,601)	CSCAP Reallocations
Core Reallocation	CRA.GV.004	T1744	TRF	0.00	0	0	88	88	CSCAP Reallocations
Core Reallocation	CRA.GV.004	T1745	TRF	0.00	0	0	6,039	6,039	CSCAP Reallocations

CORE DECISION ITEM

**Office of Administration
Administrative Disbursements**

Budget Unit 350130B

CORE - Central Services Cost Allocation Plan

Bill Section 05.290

Core Reallocation	CRA.GV.004	T1747	TRF	0.00	0	0	1,894	1,894	CSCAP Reallocations
Core Reallocation	CRA.GV.004	T1748	TRF	0.00	0	0	334	334	CSCAP Reallocations
Core Reallocation	CRA.GV.004	T1749	TRF	0.00	0	0	(11,712)	(11,712)	CSCAP Reallocations
Core Reallocation	CRA.GV.004	T1750	TRF	0.00	0	0	1,177	1,177	CSCAP Reallocations
Core Reallocation	CRA.GV.004	T1751	TRF	0.00	0	0	319	319	CSCAP Reallocations
Core Reallocation	CRA.GV.004	T1752	TRF	0.00	0	0	7,830	7,830	CSCAP Reallocations
Core Reallocation	CRA.GV.004	T1753	TRF	0.00	0	0	(104)	(104)	CSCAP Reallocations
Core Reallocation	CRA.GV.004	T1754	TRF	0.00	0	0	231	231	CSCAP Reallocations
Core Reallocation	CRA.GV.004	T1755	TRF	0.00	0	0	280	280	CSCAP Reallocations
Core Reallocation	CRA.GV.004	T1756	TRF	0.00	0	0	(6,114)	(6,114)	CSCAP Reallocations
Core Reallocation	CRA.GV.004	T1759	TRF	0.00	0	0	(400)	(400)	CSCAP Reallocations
Core Reallocation	CRA.GV.004	T1763	TRF	0.00	0	0	26,686	26,686	CSCAP Reallocations
Core Reallocation	CRA.GV.004	T1765	TRF	0.00	0	0	426	426	CSCAP Reallocations
Core Reallocation	CRA.GV.004	T1766	TRF	0.00	0	0	(24,000)	(24,000)	CSCAP Reallocations
Core Reallocation	CRA.GV.004	T1767	TRF	0.00	0	0	(114,041)	(114,041)	CSCAP Reallocations
Core Reallocation	CRA.GV.004	T1769	TRF	0.00	0	0	(116,480)	(116,480)	CSCAP Reallocations
Core Reallocation	CRA.GV.004	T1770	TRF	0.00	0	0	776	776	CSCAP Reallocations
Core Reallocation	CRA.GV.004	T1772	TRF	0.00	0	0	581	581	CSCAP Reallocations
Core Reallocation	CRA.GV.004	T1773	TRF	0.00	0	0	(2,423)	(2,423)	CSCAP Reallocations
Core Reallocation	CRA.GV.004	T1774	TRF	0.00	0	0	(52,567)	(52,567)	CSCAP Reallocations
Core Reallocation	CRA.GV.004	T1776	TRF	0.00	0	0	3,062	3,062	CSCAP Reallocations
Core Reallocation	CRA.GV.004	T1777	TRF	0.00	0	0	5,400	5,400	CSCAP Reallocations

CORE DECISION ITEM

**Office of Administration
Administrative Disbursements**

Budget Unit 350130B

CORE - Central Services Cost Allocation Plan

Bill Section 05.290

Core Reallocation	CRA.GV.004	T1778	TRF	0.00	0	0	(55,878)	(55,878)	CSCAP Reallocations
Core Reallocation	CRA.GV.004	T1779	TRF	0.00	0	0	(1,711)	(1,711)	CSCAP Reallocations
Core Reallocation	CRA.GV.004	T1780	TRF	0.00	0	0	(4,941)	(4,941)	CSCAP Reallocations
Core Reallocation	CRA.GV.004	T1781	TRF	0.00	0	0	(6,739)	(6,739)	CSCAP Reallocations
Core Reallocation	CRA.GV.004	T1782	TRF	0.00	0	0	78	78	CSCAP Reallocations
Core Reallocation	CRA.GV.004	T1783	TRF	0.00	0	0	(472)	(472)	CSCAP Reallocations
Core Reallocation	CRA.GV.004	T1784	TRF	0.00	0	0	(65)	(65)	CSCAP Reallocations
Core Reallocation	CRA.GV.004	T1785	TRF	0.00	0	0	6,042	6,042	CSCAP Reallocations
Core Reallocation	CRA.GV.004	T1786	TRF	0.00	0	0	(4,088)	(4,088)	CSCAP Reallocations
Core Reallocation	CRA.GV.004	T1788	TRF	0.00	0	0	51,412	51,412	CSCAP Reallocations
Core Reallocation	CRA.GV.004	T1789	TRF	0.00	0	0	(230,396)	(230,396)	CSCAP Reallocations
Core Reallocation	CRA.GV.004	T1791	TRF	0.00	0	0	1,270	1,270	CSCAP Reallocations
Core Reallocation	CRA.GV.004	T1792	TRF	0.00	0	0	(265)	(265)	CSCAP Reallocations
Core Reallocation	CRA.GV.004	T1793	TRF	0.00	0	0	(1,312)	(1,312)	CSCAP Reallocations
Core Reallocation	CRA.GV.004	T1795	TRF	0.00	0	0	18,493	18,493	CSCAP Reallocations
Core Reallocation	CRA.GV.004	T1796	TRF	0.00	0	0	3,269	3,269	CSCAP Reallocations
Core Reallocation	CRA.GV.004	T1797	TRF	0.00	0	0	(2,635)	(2,635)	CSCAP Reallocations
Core Reallocation	CRA.GV.004	T1799	TRF	0.00	0	0	(278)	(278)	CSCAP Reallocations
Core Reallocation	CRA.GV.004	T1800	TRF	0.00	0	0	(160)	(160)	CSCAP Reallocations
Core Reallocation	CRA.GV.004	T1801	TRF	0.00	0	0	(3,598)	(3,598)	CSCAP Reallocations
Core Reallocation	CRA.GV.004	T1802	TRF	0.00	0	0	143	143	CSCAP Reallocations
Core Reallocation	CRA.GV.004	T1803	TRF	0.00	0	0	(125)	(125)	CSCAP Reallocations

CORE DECISION ITEM

**Office of Administration
Administrative Disbursements**

Budget Unit 350130B

CORE - Central Services Cost Allocation Plan

Bill Section 05.290

Core Reallocation	CRA.GV.004	T1804	TRF	0.00	0	0	(7,235)	(7,235)	CSCAP Reallocations
Core Reallocation	CRA.GV.004	T1805	TRF	0.00	0	0	523	523	CSCAP Reallocations
Core Reallocation	CRA.GV.004	T1806	TRF	0.00	0	0	21,235	21,235	CSCAP Reallocations
Core Reallocation	CRA.GV.004	T1807	TRF	0.00	0	0	(343)	(343)	CSCAP Reallocations
Core Reallocation	CRA.GV.004	T1808	TRF	0.00	0	0	(599)	(599)	CSCAP Reallocations
Core Reallocation	CRA.GV.004	T1809	TRF	0.00	0	0	134	134	CSCAP Reallocations
Core Reallocation	CRA.GV.004	T1813	TRF	0.00	0	0	26	26	CSCAP Reallocations
Core Reallocation	CRA.GV.004	T1816	TRF	0.00	0	0	456	456	CSCAP Reallocations
Core Reallocation	CRA.GV.004	T1817	TRF	0.00	0	0	15	15	CSCAP Reallocations
Core Reallocation	CRA.GV.004	T1818	TRF	0.00	0	0	1,289	1,289	CSCAP Reallocations
Core Reallocation	CRA.GV.004	T1819	TRF	0.00	0	0	89	89	CSCAP Reallocations
Core Reallocation	CRA.GV.004	T1823	TRF	0.00	0	0	603	603	CSCAP Reallocations
Core Reallocation	CRA.GV.004	T1826	TRF	0.00	0	0	(191)	(191)	CSCAP Reallocations
Core Reallocation	CRA.GV.004	T1827	TRF	0.00	0	0	550	550	CSCAP Reallocations
Core Reallocation	CRA.GV.004	T1828	TRF	0.00	0	0	3,657	3,657	CSCAP Reallocations
Core Reallocation	CRA.GV.004	T1831	TRF	0.00	0	0	157	157	CSCAP Reallocations
Core Reallocation	CRA.GV.004	T1832	TRF	0.00	0	0	65	65	CSCAP Reallocations
Core Reallocation	CRA.GV.004	T1837	TRF	0.00	0	0	486	486	CSCAP Reallocations
Core Reallocation	CRA.GV.004	T1838	TRF	0.00	0	0	(46)	(46)	CSCAP Reallocations
Core Reallocation	CRA.GV.004	T1839	TRF	0.00	0	0	205	205	CSCAP Reallocations
Core Reallocation	CRA.GV.004	T1840	TRF	0.00	0	0	(1,081)	(1,081)	CSCAP Reallocations
Core Reallocation	CRA.GV.004	T1844	TRF	0.00	0	0	(2)	(2)	CSCAP Reallocations

CORE DECISION ITEM

**Office of Administration
Administrative Disbursements**

Budget Unit 350130B

CORE - Central Services Cost Allocation Plan

Bill Section 05.290

Core Reallocation	CRA.GV.004	T1845	TRF	0.00	0	0	8	8	CSCAP Reallocations
Core Reallocation	CRA.GV.004	T1846	TRF	0.00	0	0	(115)	(115)	CSCAP Reallocations
Core Reallocation	CRA.GV.004	T1848	TRF	0.00	0	0	427	427	CSCAP Reallocations
Core Reallocation	CRA.GV.004	T1850	TRF	0.00	0	0	11,414	11,414	CSCAP Reallocations
Core Reallocation	CRA.GV.004	T1855	TRF	0.00	0	0	119	119	CSCAP Reallocations
Core Reallocation	CRA.GV.004	T1926	TRF	0.00	0	0	(106)	(106)	CSCAP Reallocations
Core Reallocation	CRA.GV.004	T1856	TRF	0.00	0	0	(4,364)	(4,364)	CSCAP Reallocations
Core Reallocation	CRA.GV.004	T1857	TRF	0.00	0	0	(11,013)	(11,013)	CSCAP Reallocations
Core Reallocation	CRA.GV.004	T1865	TRF	0.00	0	0	714	714	CSCAP Reallocations
Core Reallocation	CRA.GV.004	T1866	TRF	0.00	0	0	(1,114)	(1,114)	CSCAP Reallocations
Core Reallocation	CRA.GV.004	T1868	TRF	0.00	0	0	351	351	CSCAP Reallocations
Core Reallocation	CRA.GV.004	T1871	TRF	0.00	0	0	(1,568)	(1,568)	CSCAP Reallocations
Core Reallocation	CRA.GV.004	T1872	TRF	0.00	0	0	796	796	CSCAP Reallocations
Core Reallocation	CRA.GV.004	T1873	TRF	0.00	0	0	82	82	CSCAP Reallocations
Core Reallocation	CRA.GV.004	T1875	TRF	0.00	0	0	(55,841)	(55,841)	CSCAP Reallocations
Core Reallocation	CRA.GV.004	T1878	TRF	0.00	0	0	(10,612)	(10,612)	CSCAP Reallocations
Core Reallocation	CRA.GV.004	T1913	TRF	0.00	0	0	47	47	CSCAP Reallocations
Core Reallocation	CRA.GV.004	T1914	TRF	0.00	0	0	(99)	(99)	CSCAP Reallocations
Core Reallocation	CRA.GV.004	T1920	TRF	0.00	0	0	252	252	CSCAP Reallocations
Core Reallocation	CRA.GV.004	T1660	TRF	0.00	0	0	247	247	CSCAP Reallocations
Core Reallocation	CRA.GV.004	T1930	TRF	0.00	0	0	166	166	CSCAP Reallocations
Core Reallocation	CRA.GV.004	T1950	TRF	0.00	0	0	(103)	(103)	CSCAP Reallocations

CORE DECISION ITEM

**Office of Administration
Administrative Disbursements**

Budget Unit 350130B

CORE - Central Services Cost Allocation Plan

Bill Section 05.290

Core Reallocation	CRA.GV.004	T1951	TRF	0.00	0	0	200	200	CSCAP Reallocations
Core Reallocation	CRA.GV.004	T1965	TRF	0.00	0	0	41	41	CSCAP Reallocations
Core Reallocation	CRA.GV.004	T1966	TRF	0.00	0	0	3,689	3,689	CSCAP Reallocations
Core Reallocation	CRA.GV.004	T1969	TRF	0.00	0	0	131	131	CSCAP Reallocations
Core Reallocation	CRA.GV.004	T2009	TRF	0.00	0	0	136	136	CSCAP Reallocations
Core Reallocation	CRA.GV.004	T2010	TRF	0.00	0	0	150	150	CSCAP Reallocations
Core Reallocation	CRA.GV.004	T2011	TRF	0.00	0	0	179	179	CSCAP Reallocations
Core Reallocation	CRA.GV.004	T2012	TRF	0.00	0	0	182	182	CSCAP Reallocations
Core Reallocation	CRA.GV.004	T2013	TRF	0.00	0	0	166	166	CSCAP Reallocations
Core Reallocation	CRA.GV.004	T2014	TRF	0.00	0	0	325	325	CSCAP Reallocations

Governor's Recommended Core

PS	0.00	0	0	0	0
EE	0.00	0	0	0	0
PD	0.00	0	0	0	0
TRF	0.00	0	0	9,923,817	9,923,817
Total	0.00	0	0	9,923,817	9,923,817

CORE DECISION ITEM

Office of Administration
 Administrative Disbursements
 CORE - Central Services Cost Allocation Plan

Budget Unit 350130B
 Bill Section 05.290

Summary of the Core by Expenditure Types

Account	FY24 Budget		FY24 Actual		FY25 Budget		FY25 Actual as of 1/27/25		FY26 DTREQ		FY26 GVREC	FY26 GVREC
	Dollars	FTE	Dollars	FTE	Dollars	FTE	Dollars	FTE	Dollars	FTE	Dollars	FTE
Appropriated Transfers Out St	9,923,817	0.00	8,542,693	0.00	9,923,817	0.00	3,927,255	0.00	9,923,817	0.00	9,923,817	0.00
Total TRF	9,923,817	0.00	8,542,693	0.00	9,923,817	0.00	3,927,255	0.00	9,923,817	0.00	9,923,817	0.00
Grand Total	9,923,817	0.00	8,542,693	0.00	9,923,817	0.00	3,927,255	0.00	9,923,817	0.00	9,923,817	0.00

CORE DECISION ITEM

Office of Administration
 Administrative Disbursements
 CORE - Statewide Dues Allocation

Budget Unit 350135B
 Bill Section 05.295

1. CORE FINANCIAL SUMMARY

	FY 2026 Department Request			
	GR	Federal	Other	Total
PS	0	0	0	0
EE	222,000	0	0	222,000
PSD	0	0	0	0
TRF	0	0	0	0
Total	222,000	0	0	222,000
FTE	0.00	0.00	0.00	0.00
Est. Fringe	0	0	0	0

Note: Fringes budgeted in Appropriation Bill 5 except for certain fringes budgeted directly to MoDOT, Highway Patrol, and Conservation.

	FY 2026 Governor's Recommended			
	GR	Federal	Other	Total
PS	0	0	0	0
EE	222,000	0	0	222,000
PSD	0	0	0	0
TRF	0	0	0	0
Total	222,000	0	0	222,000
FTE	0.00	0.00	0.00	0.00
Est. Fringe	0	0	0	0

Note: Fringes budgeted in Appropriation Bill 5 except for certain fringes budgeted directly to MoDOT, Highway Patrol, and Conservation.

2. CORE DESCRIPTION

To fund costs for statewide dues.

3. PROGRAM LISTING (list programs included in this core funding)

CORE DECISION ITEM

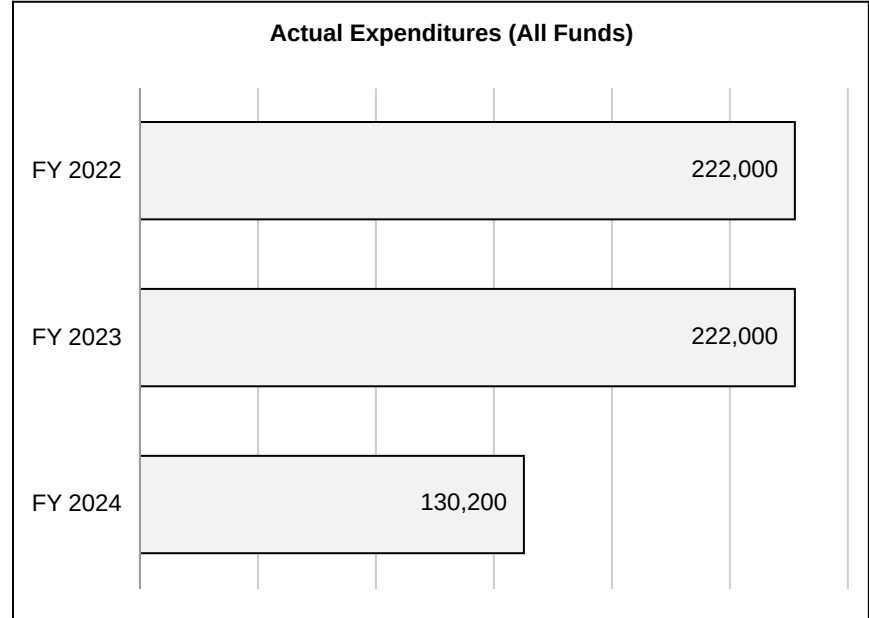
**Office of Administration
Administrative Disbursements
CORE - Statewide Dues Allocation**

Budget Unit 350135B

Bill Section 05.295

4. FINANCIAL HISTORY

	FY 2022	FY 2023	FY 2024	FY 2025
	Actual	Actual	Actual	Current Yr. as of 1/27/25
Appropriations (All Funds)	222,000	222,000	222,000	222,000
Less Reverted (All Funds)	0	0	0	0
Less Restricted (All Funds)*	0	0	0	0
Less Transfers Out	0	0	0	0
Plus Transfers In	0	0	0	0
Budget Authority (All Funds)	222,000	222,000	222,000	222,000
Actual Expenditures (all Fund)	222,000	222,000	130,200	N/A
Unexpended (All Funds)	0	0	91,800	N/A
Unexpended by Fund:				
General Revenue	0	0	91,800	N/A
Federal	0	0	0	N/A
Other	0	0	0	N/A



*Restricted amount is as of

Reverted includes the statutory three-percent reserve amount (when applicable).

Restricted includes any Governor's Expenditure Restrictions which remained at the end of the fiscal year (when applicable).

CORE DECISION ITEM

Office of Administration
 Administrative Disbursements
 CORE - Statewide Dues Allocation

Budget Unit 350135B

Bill Section 05.295

5. CORE RECONCILIATION DETAIL

	Budget Class	FTE	GR	FED	OTHER	TOTAL	Explanation
TAFP After VETOES							
	PS	0.00	0	0	0	0	
	EE	0.00	222,000	0	0	222,000	
	PD	0.00	0	0	0	0	
	TRF	0.00	0	0	0	0	
	Total	0.00	222,000	0	0	222,000	
One-Times							
	PS	0.00	0	0	0	0	
	EE	0.00	0	0	0	0	
	PD	0.00	0	0	0	0	
	TRF	0.00	0	0	0	0	
	Total	0.00	0	0	0	0	
FY 26 Beginning Core							
	PS	0.00	0	0	0	0	
	EE	0.00	222,000	0	0	222,000	
	PD	0.00	0	0	0	0	
	TRF	0.00	0	0	0	0	
	Total	0.00	222,000	0	0	222,000	
Department Request Adjustments							

CORE DECISION ITEM

Office of Administration
 Administrative Disbursements
 CORE - Statewide Dues Allocation

Budget Unit 350135B

Bill Section 05.295

	Budget Class	FTE	GR	FED	OTHER	TOTAL	Explanation
Net Department Request Adjustments		0.00	0	0	0	0	
Department Request Core							
	PS	0.00	0	0	0	0	
	EE	0.00	222,000	0	0	222,000	
	PD	0.00	0	0	0	0	
	TRF	0.00	0	0	0	0	
	Total	0.00	222,000	0	0	222,000	
Governor's Recommended Core							
	PS	0.00	0	0	0	0	
	EE	0.00	222,000	0	0	222,000	
	PD	0.00	0	0	0	0	
	TRF	0.00	0	0	0	0	
	Total	0.00	222,000	0	0	222,000	

CORE DECISION ITEM

Office of Administration
 Administrative Disbursements
 CORE - Statewide Dues Allocation

Budget Unit 350135B

Bill Section 05.295

Summary of the Core by Expenditure Types

Account	FY24 Budget		FY24 Actual		FY25 Budget		FY25 Actual as of 1/27/25		FY26 DTREQ		FY26 GVREC	FY26 GVREC
	Dollars	FTE	Dollars	FTE	Dollars	FTE	Dollars	FTE	Dollars	FTE	Dollars	FTE
Professional Development	222,000	0.00	130,200	0.00	222,000	0.00	0	0.00	222,000	0.00	222,000	0.00
Total EE	222,000	0.00	130,200	0.00	222,000	0.00	0	0.00	222,000	0.00	222,000	0.00
Grand Total	222,000	0.00	130,200	0.00	222,000	0.00	0	0.00	222,000	0.00	222,000	0.00

CORE DECISION ITEM

Office of Administration
 Administrative Disbursements
 CORE - Flood Control Leases

Budget Unit 350136B
 Bill Section 05.300

1. CORE FINANCIAL SUMMARY

	FY 2026 Department Request			
	GR	Federal	Other	Total
PS	0	0	0	0
EE	0	0	0	0
PSD	0	1,800,000	0	1,800,000
TRF	0	0	0	0
Total	0	1,800,000	0	1,800,000

FTE **0.00** **0.00** **0.00** **0.00**

Est. Fringe	0	0	0	0
--------------------	---	---	---	---

Note: Fringes budgeted in Appropriation Bill 5 except for certain fringes budgeted directly to MoDOT, Highway Patrol, and Conservation.

Federal Funds: 1135:Office of Administration Federal and Other

	FY 2026 Governor's Recommended			
	GR	Federal	Other	Total
PS	0	0	0	0
EE	0	0	0	0
PSD	0	1,800,000	0	1,800,000
TRF	0	0	0	0
Total	0	1,800,000	0	1,800,000

FTE **0.00** **0.00** **0.00** **0.00**

Est. Fringe	0	0	0	0
--------------------	---	---	---	---

Note: Fringes budgeted in Appropriation Bill 5 except for certain fringes budgeted directly to MoDOT, Highway Patrol, and Conservation.

Federal Funds: 1135:Office of Administration Federal and Other

2. CORE DESCRIPTION

Flood Control Program: The Department of Defense/US Army Corps of Engineers disburses 75% of funds received from lands acquired for Flood Control, Navigation, and Allied Purposes to compensate local taxing units for the loss of taxes from federally acquired lands. Counties receiving the funds expend the money for the benefit of public schools and public roads in the county.

3. PROGRAM LISTING (list programs included in this core funding)

CORE DECISION ITEM

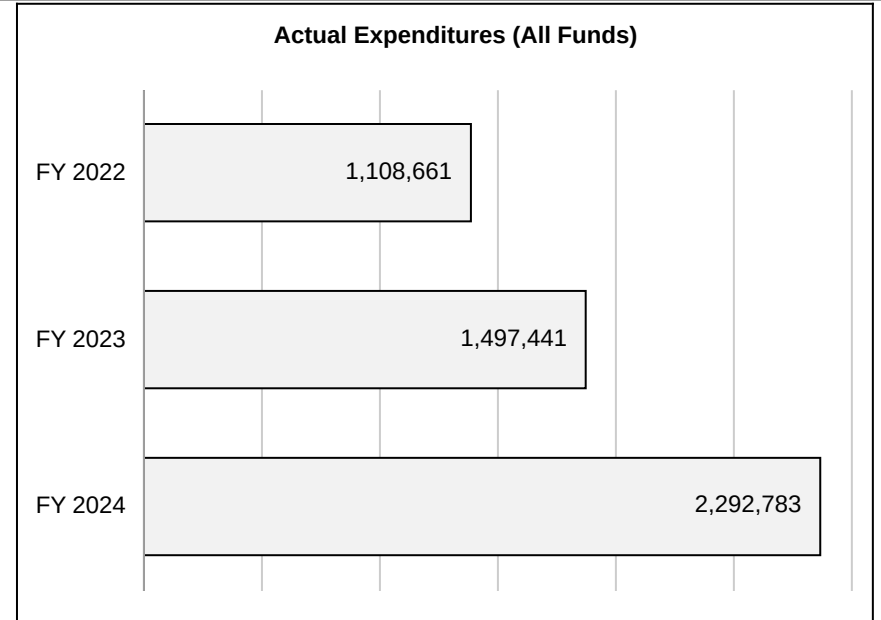
**Office of Administration
Administrative Disbursements
CORE - Flood Control Leases**

Budget Unit 350136B

Bill Section 05.300

4. FINANCIAL HISTORY

	FY 2022	FY 2023	FY 2024	FY 2025
	Actual	Actual	Actual	Current Yr. as of 1/27/25
Appropriations (All Funds)	1,800,000	1,800,000	1,800,000	1,800,000
Less Reverted (All Funds)	0	0	0	0
Less Restricted (All Funds)*	0	0	0	0
Less Transfers Out	0	0	0	0
Plus Transfers In	0	0	492,783	371,795
Budget Authority (All Funds)	1,800,000	1,800,000	2,292,783	2,171,795
Actual Expenditures (all Fund)	1,108,661	1,497,441	2,292,783	N/A
Unexpended (All Funds)	691,339	302,559	0	N/A
Unexpended by Fund:				
General Revenue	0	0	0	N/A
Federal	691,339	302,559	0	N/A
Other	0	0	0	N/A



*Restricted amount is as of

Reverted includes the statutory three-percent reserve amount (when applicable).

Restricted includes any Governor's Expenditure Restrictions which remained at the end of the fiscal year (when applicable).

CORE DECISION ITEM

Office of Administration
 Administrative Disbursements
 CORE - Flood Control Leases

Budget Unit 350136B

Bill Section 05.300

5. CORE RECONCILIATION DETAIL

	Budget Class	FTE	GR	FED	OTHER	TOTAL	Explanation
TAFP After VETOES							
	PS	0.00	0	0	0	0	
	EE	0.00	0	0	0	0	
	PD	0.00	0	1,800,000	0	1,800,000	
	TRF	0.00	0	0	0	0	
	Total	0.00	0	1,800,000	0	1,800,000	
One-Times							
	PS	0.00	0	0	0	0	
	EE	0.00	0	0	0	0	
	PD	0.00	0	0	0	0	
	TRF	0.00	0	0	0	0	
	Total	0.00	0	0	0	0	
FY 26 Beginning Core							
	PS	0.00	0	0	0	0	
	EE	0.00	0	0	0	0	
	PD	0.00	0	1,800,000	0	1,800,000	
	TRF	0.00	0	0	0	0	
	Total	0.00	0	1,800,000	0	1,800,000	
Department Request Adjustments							

CORE DECISION ITEM

Office of Administration
 Administrative Disbursements
 CORE - Flood Control Leases

Budget Unit 350136B

Bill Section 05.300

	Budget Class	FTE	GR	FED	OTHER	TOTAL	Explanation
Net Department Request Adjustments		0.00	0	0	0	0	
Department Request Core							
	PS	0.00	0	0	0	0	
	EE	0.00	0	0	0	0	
	PD	0.00	0	1,800,000	0	1,800,000	
	TRF	0.00	0	0	0	0	
	Total	0.00	0	1,800,000	0	1,800,000	
Governor's Recommended Core							
	PS	0.00	0	0	0	0	
	EE	0.00	0	0	0	0	
	PD	0.00	0	1,800,000	0	1,800,000	
	TRF	0.00	0	0	0	0	
	Total	0.00	0	1,800,000	0	1,800,000	

CORE DECISION ITEM

Office of Administration
 Administrative Disbursements
 CORE - Flood Control Leases

Budget Unit 350136B

Bill Section 05.300

Summary of the Core by Expenditure Types

Account	FY24 Budget		FY24 Actual		FY25 Budget		FY25 Actual as of 1/27/25		FY26 DTREQ		FY26 GVREC	FY26 GVREC
	Dollars	FTE	Dollars	FTE	Dollars	FTE	Dollars	FTE	Dollars	FTE	Dollars	FTE
Program Disbursements	1,800,000	0.00	2,292,783	0.00	1,800,000	0.00	2,171,795	0.00	1,800,000	0.00	1,800,000	0.00
Total PSD	1,800,000	0.00	2,292,783	0.00	1,800,000	0.00	2,171,795	0.00	1,800,000	0.00	1,800,000	0.00
Grand Total	1,800,000	0.00	2,292,783	0.00	1,800,000	0.00	2,171,795	0.00	1,800,000	0.00	1,800,000	0.00

CORE DECISION ITEM

Office of Administration
 Administrative Disbursements
 CORE - National Forest Reserves

Budget Unit 350137B
 Bill Section 05.305

1. CORE FINANCIAL SUMMARY

	FY 2026 Department Request			
	GR	Federal	Other	Total
PS	0	0	0	0
EE	0	0	0	0
PSD	0	6,500,000	0	6,500,000
TRF	0	0	0	0
Total	0	6,500,000	0	6,500,000

FTE **0.00** **0.00** **0.00** **0.00**

Est. Fringe	0	0	0	0
--------------------	---	---	---	---

Note: Fringes budgeted in Appropriation Bill 5 except for certain fringes budgeted directly to MoDOT, Highway Patrol, and Conservation.

Federal Funds: 1135:Office of Administration Federal and Other

	FY 2026 Governor's Recommended			
	GR	Federal	Other	Total
PS	0	0	0	0
EE	0	0	0	0
PSD	0	6,500,000	0	6,500,000
TRF	0	0	0	0
Total	0	6,500,000	0	6,500,000

FTE **0.00** **0.00** **0.00** **0.00**

Est. Fringe	0	0	0	0
--------------------	---	---	---	---

Note: Fringes budgeted in Appropriation Bill 5 except for certain fringes budgeted directly to MoDOT, Highway Patrol, and Conservation.

Federal Funds: 1135:Office of Administration Federal and Other

2. CORE DESCRIPTION

The Office of Administration acts as a 'pass-through' agent, distributing the revenue to the counties according to RSMo 12.070.2. The revenue is split in proportional shares based on the amount of minerals extracted per year in each county where mining occurs. Counties receiving the funds expend the money for the benefit of public schools and public roads in the county.

3. PROGRAM LISTING (list programs included in this core funding)

--

CORE DECISION ITEM

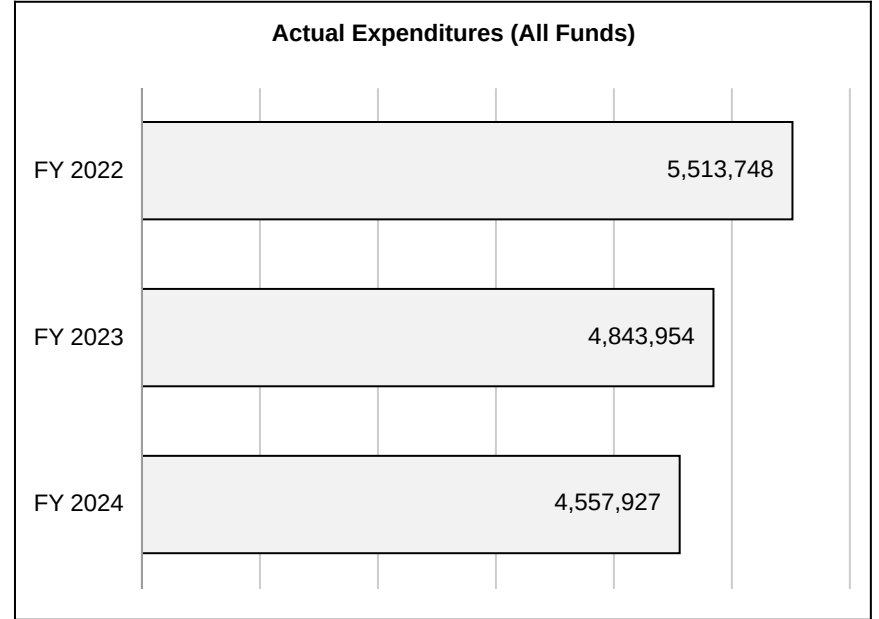
**Office of Administration
Administrative Disbursements
CORE - National Forest Reserves**

Budget Unit 350137B

Bill Section 05.305

4. FINANCIAL HISTORY

	FY 2022	FY 2023	FY 2024	FY 2025
	Actual	Actual	Actual	Current Yr. as of 1/27/25
Appropriations (All Funds)	6,500,000	6,500,000	6,500,000	6,500,000
Less Reverted (All Funds)	0	0	0	0
Less Restricted (All Funds)*	0	0	0	0
Less Transfers Out	0	0	(492,783)	(371,795)
Plus Transfers In	0	0	0	0
Budget Authority (All Funds)	6,500,000	6,500,000	6,007,217	6,128,205
Actual Expenditures (all Fund)	5,513,748	4,843,954	4,557,927	N/A
Unexpended (All Funds)	986,252	1,656,046	1,449,290	N/A
Unexpended by Fund:				
General Revenue	0	0	0	N/A
Federal	986,252	1,656,046	1,449,290	N/A
Other	0	0	0	N/A



*Restricted amount is as of

Reverted includes the statutory three-percent reserve amount (when applicable).

Restricted includes any Governor's Expenditure Restrictions which remained at the end of the fiscal year (when applicable).

CORE DECISION ITEM

Office of Administration
 Administrative Disbursements
 CORE - National Forest Reserves

Budget Unit 350137B

Bill Section 05.305

5. CORE RECONCILIATION DETAIL

	Budget Class	FTE	GR	FED	OTHER	TOTAL	Explanation
TAFP After VETOES							
	PS	0.00	0	0	0	0	
	EE	0.00	0	0	0	0	
	PD	0.00	0	6,500,000	0	6,500,000	
	TRF	0.00	0	0	0	0	
	Total	0.00	0	6,500,000	0	6,500,000	
One-Times							
	PS	0.00	0	0	0	0	
	EE	0.00	0	0	0	0	
	PD	0.00	0	0	0	0	
	TRF	0.00	0	0	0	0	
	Total	0.00	0	0	0	0	
FY 26 Beginning Core							
	PS	0.00	0	0	0	0	
	EE	0.00	0	0	0	0	
	PD	0.00	0	6,500,000	0	6,500,000	
	TRF	0.00	0	0	0	0	
	Total	0.00	0	6,500,000	0	6,500,000	
Department Request Adjustments							

CORE DECISION ITEM

Office of Administration
 Administrative Disbursements
 CORE - National Forest Reserves

Budget Unit 350137B

Bill Section 05.305

	Budget Class	FTE	GR	FED	OTHER	TOTAL	Explanation
Net Department Request Adjustments		0.00	0	0	0	0	
Department Request Core							
	PS	0.00	0	0	0	0	
	EE	0.00	0	0	0	0	
	PD	0.00	0	6,500,000	0	6,500,000	
	TRF	0.00	0	0	0	0	
	Total	0.00	0	6,500,000	0	6,500,000	
Governor's Recommended Core							
	PS	0.00	0	0	0	0	
	EE	0.00	0	0	0	0	
	PD	0.00	0	6,500,000	0	6,500,000	
	TRF	0.00	0	0	0	0	
	Total	0.00	0	6,500,000	0	6,500,000	

CORE DECISION ITEM

Office of Administration
 Administrative Disbursements
 CORE - National Forest Reserves

Budget Unit 350137B

Bill Section 05.305

Summary of the Core by Expenditure Types

Account	FY24 Budget		FY24 Actual		FY25 Budget		FY25 Actual as of 1/27/25		FY26 DTREQ		FY26 GVREC	FY26 GVREC
	Dollars	FTE	Dollars	FTE	Dollars	FTE	Dollars	FTE	Dollars	FTE	Dollars	FTE
Program Disbursements	6,500,000	0.00	4,557,927	0.00	6,500,000	0.00	0	0.00	6,500,000	0.00	6,500,000	0.00
Total PSD	6,500,000	0.00	4,557,927	0.00	6,500,000	0.00	0	0.00	6,500,000	0.00	6,500,000	0.00
Grand Total	6,500,000	0.00	4,557,927	0.00	6,500,000	0.00	0	0.00	6,500,000	0.00	6,500,000	0.00

CORE DECISION ITEM

**Office of Administration
 Administrative Disbursements
 CORE - Prosecutions-Crimes in Correctional Inst-Capital Cases**

**Budget Unit 350138B
 Bill Section 05.310**

1. CORE FINANCIAL SUMMARY

	FY 2026 Department Request			
	GR	Federal	Other	Total
PS	0	0	0	0
EE	0	0	0	0
PSD	30,000	0	0	30,000
TRF	0	0	0	0
Total	30,000	0	0	30,000
FTE	0.00	0.00	0.00	0.00
Est. Fringe	0	0	0	0

Note: Fringes budgeted in Appropriation Bill 5 except for certain fringes budgeted directly to MoDOT, Highway Patrol, and Conservation.

	FY 2026 Governor's Recommended			
	GR	Federal	Other	Total
PS	0	0	0	0
EE	0	0	0	0
PSD	30,000	0	0	30,000
TRF	0	0	0	0
Total	30,000	0	0	30,000
FTE	0.00	0.00	0.00	0.00
Est. Fringe	0	0	0	0

Note: Fringes budgeted in Appropriation Bill 5 except for certain fringes budgeted directly to MoDOT, Highway Patrol, and Conservation.

2. CORE DESCRIPTION

Pursuant to Section 50.850, RSMo, the Office of Administration may reimburse counties, out of funds appropriated by the general assembly, for expenses related to the prosecution of crimes occurring within institutions under the supervision and management of the Department of Corrections. Reimbursements are not to exceed 50% of expenses, and the amount of reimbursement may be based on the number of cases referred, filed, or tried. Pursuant to Section 50.853, RSMo, the Office of Administration may reimburse counties of the third and fourth class, out of funds appropriated by the general assembly, for expenses related to the trial of capital cases. The reimbursements are not to exceed 50% of actual expenses, and are "limited to counties which were, at the time of the trial, in a negative financial situation."

3. PROGRAM LISTING (list programs included in this core funding)

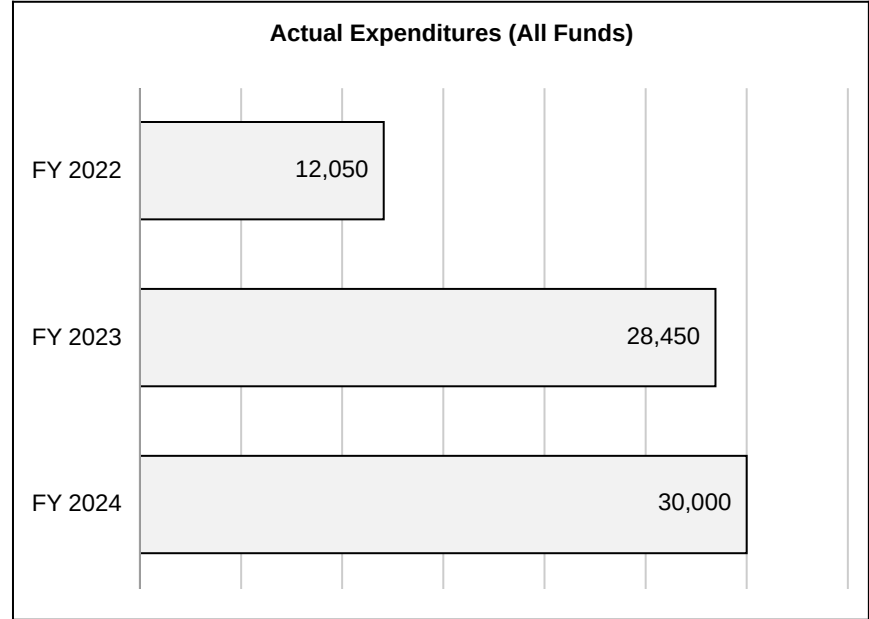
CORE DECISION ITEM

**Office of Administration
 Administrative Disbursements
 CORE - Prosecutions-Crimes in Correctional Inst-Capital Cases**

**Budget Unit 350138B
 Bill Section 05.310**

4. FINANCIAL HISTORY

	FY 2022	FY 2023	FY 2024	FY 2025
	Actual	Actual	Actual	Current Yr. as of 1/27/25
Appropriations (All Funds)	30,000	30,000	30,000	30,000
Less Reverted (All Funds)	0	0	0	0
Less Restricted (All Funds)*	0	0	0	0
Less Transfers Out	0	0	0	0
Plus Transfers In	0	0	0	0
Budget Authority (All Funds)	30,000	30,000	30,000	30,000
Actual Expenditures (all Fund)	12,050	28,450	30,000	N/A
Unexpended (All Funds)	17,950	1,550	0	N/A
Unexpended by Fund:				
General Revenue	17,950	1,550	0	N/A
Federal	0	0	0	N/A
Other	0	0	0	N/A



*Restricted amount is as of

Reverted includes the statutory three-percent reserve amount (when applicable).

Restricted includes any Governor's Expenditure Restrictions which remained at the end of the fiscal year (when applicable).

CORE DECISION ITEM

Office of Administration
 Administrative Disbursements
 CORE - Prosecutions-Crimes in Correctional Inst-Capital Cases

Budget Unit 350138B
 Bill Section 05.310

5. CORE RECONCILIATION DETAIL

	Budget Class	FTE	GR	FED	OTHER	TOTAL	Explanation
TAFP After VETOES							
	PS	0.00	0	0	0	0	
	EE	0.00	0	0	0	0	
	PD	0.00	30,000	0	0	30,000	
	TRF	0.00	0	0	0	0	
	Total	0.00	30,000	0	0	30,000	
One-Times							
	PS	0.00	0	0	0	0	
	EE	0.00	0	0	0	0	
	PD	0.00	0	0	0	0	
	TRF	0.00	0	0	0	0	
	Total	0.00	0	0	0	0	
FY 26 Beginning Core							
	PS	0.00	0	0	0	0	
	EE	0.00	0	0	0	0	
	PD	0.00	30,000	0	0	30,000	
	TRF	0.00	0	0	0	0	
	Total	0.00	30,000	0	0	30,000	
Department Request Adjustments							

CORE DECISION ITEM

Office of Administration
 Administrative Disbursements
 CORE - Prosecutions-Crimes in Correctional Inst-Capital Cases

Budget Unit 350138B
 Bill Section 05.310

	Budget Class	FTE	GR	FED	OTHER	TOTAL	Explanation
Net Department Request Adjustments		0.00	0	0	0	0	
Department Request Core							
	PS	0.00	0	0	0	0	
	EE	0.00	0	0	0	0	
	PD	0.00	30,000	0	0	30,000	
	TRF	0.00	0	0	0	0	
	Total	0.00	30,000	0	0	30,000	
Governor's Recommended Core							
	PS	0.00	0	0	0	0	
	EE	0.00	0	0	0	0	
	PD	0.00	30,000	0	0	30,000	
	TRF	0.00	0	0	0	0	
	Total	0.00	30,000	0	0	30,000	

CORE DECISION ITEM

Office of Administration
 Administrative Disbursements
 CORE - Prosecutions-Crimes in Correctional Inst-Capital Cases

Budget Unit 350138B
 Bill Section 05.310

Summary of the Core by Expenditure Types

Account	FY24 Budget		FY24 Actual		FY25 Budget		FY25 Actual as of 1/27/25		FY26 DTREQ		FY26 GVREC	FY26 GVREC
	Dollars	FTE	Dollars	FTE	Dollars	FTE	Dollars	FTE	Dollars	FTE	Dollars	FTE
Program Disbursements	30,000	0.00	30,000	0.00	30,000	0.00	30,000	0.00	30,000	0.00	30,000	0.00
Total PSD	30,000	0.00	30,000	0.00	30,000	0.00	30,000	0.00	30,000	0.00	30,000	0.00
Grand Total	30,000	0.00	30,000	0.00	30,000	0.00	30,000	0.00	30,000	0.00	30,000	0.00

NEW DECISION ITEM

RANK: OF

**Office of Administration
Administrative Disbursements
Crimes in Cap Cases Authority
DI# NOP.35B.006**

Budget Unit 350138B

Bill Section 5.305

1. AMOUNT OF REQUEST

	FY 2026 Department Request			
	GR	Federal	Other	Total
PS	0	0	0	0
EE	0	0	0	0
PSD	30,000	0	0	30,000
TRF	0	0	0	0
Total	30,000	0	0	30,000
FTE	0.00	0.00	0.00	0.00
Est. Fringe	0	0	0	0

Note: Fringes budgeted in Appropriation Bill 5 except for certain fringes budgeted directly to MoDOT, Highway Patrol, and Conservation.

	FY 2026 Governor's Recommended			
	GR	Federal	Other	Total
PS	0	0	0	0
EE	0	0	0	0
PSD	30,000	0	0	30,000
TRF	0	0	0	0
Total	30,000	0	0	30,000
FTE	0.00	0.00	0.00	0.00
Est. Fringe	0	0	0	0

Note: Fringes budgeted in Appropriation Bill 5 except for certain fringes budgeted directly to MoDOT, Highway Patrol, and Conservation.

2. THIS REQUEST CAN BE CATEGORIZED AS:

Cost to Continue

3. WHY IS THIS FUNDING NEEDED? PROVIDE AN EXPLANATION FOR ITEMS CHECKED IN #2. INCLUDE THE FEDERAL OR STATE STATUTORY OR CONSTITUTIONAL AUTHORIZATION FOR THIS PROGRAM.

Pursuant to Section 50.850, RSMo, the Office of Administration may reimburse counties, out of funds appropriated by the general assembly, for expenses related to the prosecution of crimes occurring within institutions under the supervision and management of the Department of Corrections. Reimbursements are not to exceed 50% of expenses, and the amount of reimbursement may be based on the number of cases referred, filed, or tried.

A new county recently requested reimbursement under this statute. OA does not currently have sufficient appropriation authority to make any additional reimbursements. There is a corresponding supplemental request.

NEW DECISION ITEM

RANK: OF

**Office of Administration
Administrative Disbursements
Crimes in Cap Cases Authority
DI# NOP.35B.006**

Budget Unit 350138B

Bill Section 5.305

4. DESCRIBE THE DETAILED ASSUMPTIONS USED TO DERIVE THE SPECIFIC REQUESTED AMOUNT. (How did you determine that the requested number of FTE were appropriate? From what source or standard did you derive the requested levels of funding? Were alternatives such as outsourcing or automation considered? If based on new legislation, does request tie to TAFP fiscal note? If not, explain why. Detail which portions of the request are one-times and how those amounts were calculated.)

The amounts paid out of this appropriation have increased over time and OA completely exhausted all available authority in FY24. Additional authority is needed to continue paying reimbursements under this appropriation to all counties that have made requests.

5. BREAK DOWN THE REQUEST BY BUDGET ACCOUNT CLASS, JOB CLASS, AND FUND SOURCE. IDENTIFY ONE-TIME COSTS.

Budget Account Class/Job Class	DTREQ GR DOLLAR	DTREQ GR FTE	DTREQ FED DOLLAR	DTREQ FED FTE	DTREQ OTHER DOLLAR	DTREQ OTHER FTE	DTREQ TOTAL DOLLAR	DTREQ TOTAL FTE	DTREQ One-Time DOLLARS
Total PS	0	0.00	0	0.00	0	0.00	0	0.00	0
Total EE	0		0		0		0		0
680ZZZZ:Program Disbursements	30,000		0		0		30,000		0
Total PSD	30,000		0		0		30,000		0
Total TRF	0		0		0		0		0
Grand Total	30,000	0.00	0	0.00	0	0.00	30,000	0.00	0
Budget Account Class/Job Class	GVREC GR DOLLAR	GVREC GR FTE	GVREC FED DOLLAR	GVREC FED FTE	GVREC OTHER DOLLAR	GVREC OTHER FTE	GVREC TOTAL DOLLAR	GVREC TOTAL FTE	GVREC One-Time DOLLARS
Total PS	0	0.00	0	0.00	0	0.00	0	0.00	0
Total EE	0		0		0		0		0
680ZZZZ:Program Disbursements	30,000		0		0		30,000		0
Total PSD	30,000		0		0		30,000		0
Total TRF	0		0		0		0		0
Grand Total	30,000	0.00	0	0.00	0	0.00	30,000	0.00	0

Crimes and Capital Cases

	2019	2020	2021	2022	2023	2024
COUNTY OF COLE-TREASURER						11,600.00
COUNTY OF COOPER-TREASURER	3,850.00	1,500.00	2,550.00	750.00	1,350.00	
COUNTY OF MONITEAU-TREASURER			900.00	600.00		
COUNTY OF PIKE-TREASURER	2,000.00	4,200.00	4,500.00	3,000.00	10,750.00	9,500.00
COUNTY OF ST FRANCOIS-	900.00					
COUNTY OF ST FRANCOIS				600.00	2,300.00	1,200.00
COUNTY OF TEXAS-TREASURER	9,850.00	2,400.00	1,800.00	3,000.00	11,350.00	2,350.00
COUNTY OF WASHINGTON-TREASURER		600.00	2,950.00	4,100.00	2,700.00	5,350.00
	16,600.00	8,700.00	12,700.00	12,050.00	28,450.00	30,000.00

CORE DECISION ITEM

**Office of Administration
Administrative Disbursements
CORE - Regional Planning Commission**

**Budget Unit 350139B
Bill Section 05.315**

1. CORE FINANCIAL SUMMARY

	FY 2026 Department Request			
	GR	Federal	Other	Total
PS	0	0	0	0
EE	0	0	0	0
PSD	560,000	0	0	560,000
TRF	0	0	0	0
Total	560,000	0	0	560,000

FTE **0.00** **0.00** **0.00** **0.00**

Est. Fringe	0	0	0	0
--------------------	---	---	---	---

Note: Fringes budgeted in Appropriation Bill 5 except for certain fringes budgeted directly to MoDOT, Highway Patrol, and Conservation.

	FY 2026 Governor's Recommended			
	GR	Federal	Other	Total
PS	0	0	0	0
EE	0	0	0	0
PSD	560,000	0	0	560,000
TRF	0	0	0	0
Total	560,000	0	0	560,000

FTE **0.00** **0.00** **0.00** **0.00**

Est. Fringe	0	0	0	0
--------------------	---	---	---	---

Note: Fringes budgeted in Appropriation Bill 5 except for certain fringes budgeted directly to MoDOT, Highway Patrol, and Conservation.

2. CORE DESCRIPTION

Funds appropriated for grants to qualified Regional Planning Commissions are distributed in accordance with statutes. Section 251.034, RSMo states that "Payments made under Sections 251.032 to 251.038 to the various regional planning commissions shall be distributed on a matching basis of one-half state funds for one-half local funds. No local unit shall receive any payment without providing the matching funds required. The state funds so allocated shall not exceed the sum of sixty-five thousand dollars each for the East-West Gateway Coordinating Council and the Mid-America Regional Council. The remaining allocated state funds shall not exceed the sum of twenty-five thousand dollars for each of the following regional planning commissions:..." (South Central Ozark, Ozark Foothills, Green Hills, Pioneer Trails, Bootheel, Harry S Truman, Mark Twain, Mo-Kan, Southeast Missouri, Boonslick, Northwest Missouri, Mid-Missouri, Kaysinger Basin, Lake of the Ozarks, Meramec, Northeast Missouri, and Southwest Missouri).

3. PROGRAM LISTING (list programs included in this core funding)

CORE DECISION ITEM

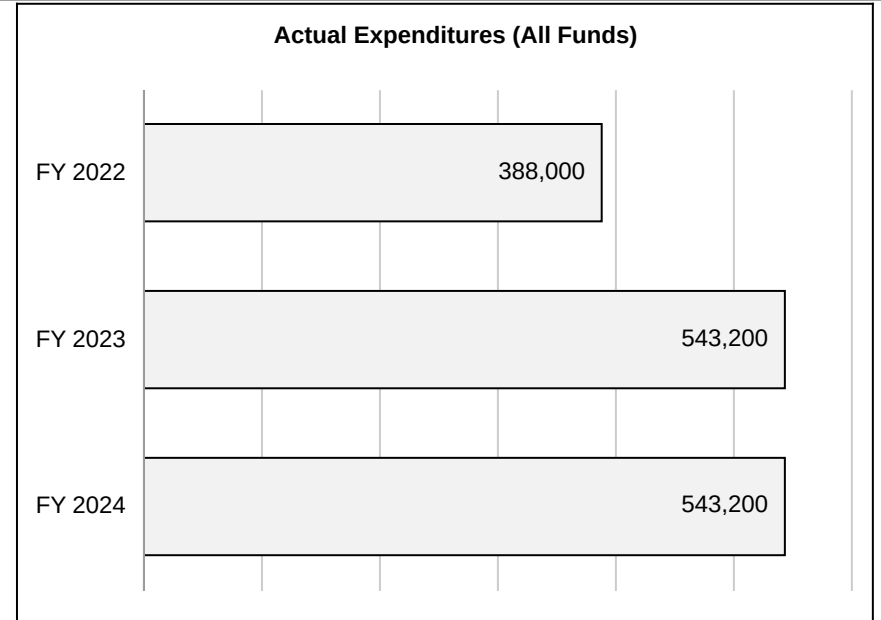
**Office of Administration
Administrative Disbursements
CORE - Regional Planning Commission**

Budget Unit 350139B

Bill Section 05.315

4. FINANCIAL HISTORY

	FY 2022	FY 2023	FY 2024	FY 2025
	Actual	Actual	Actual	Current Yr. as of 1/27/25
Appropriations (All Funds)	400,000	560,000	560,000	560,000
Less Reverted (All Funds)	(12,000)	(16,800)	(16,800)	(16,800)
Less Restricted (All Funds)*	0	0	0	0
Less Transfers Out	0	0	0	0
Plus Transfers In	0	0	0	0
Budget Authority (All Funds)	388,000	543,200	543,200	543,200
Actual Expenditures (all Fund)	388,000	543,200	543,200	N/A
Unexpended (All Funds)	0	0	0	N/A
Unexpended by Fund:				
General Revenue	0	0	0	N/A
Federal	0	0	0	N/A
Other	0	0	0	N/A



*Restricted amount is as of

Reverted includes the statutory three-percent reserve amount (when applicable).

Restricted includes any Governor's Expenditure Restrictions which remained at the end of the fiscal year (when applicable).

CORE DECISION ITEM

Office of Administration
 Administrative Disbursements
 CORE - Regional Planning Commission

Budget Unit 350139B

Bill Section 05.315

5. CORE RECONCILIATION DETAIL

	Budget Class	FTE	GR	FED	OTHER	TOTAL	Explanation
TAFP After VETOES							
	PS	0.00	0	0	0	0	
	EE	0.00	0	0	0	0	
	PD	0.00	560,000	0	0	560,000	
	TRF	0.00	0	0	0	0	
	Total	0.00	560,000	0	0	560,000	
One-Times							
	PS	0.00	0	0	0	0	
	EE	0.00	0	0	0	0	
	PD	0.00	0	0	0	0	
	TRF	0.00	0	0	0	0	
	Total	0.00	0	0	0	0	
FY 26 Beginning Core							
	PS	0.00	0	0	0	0	
	EE	0.00	0	0	0	0	
	PD	0.00	560,000	0	0	560,000	
	TRF	0.00	0	0	0	0	
	Total	0.00	560,000	0	0	560,000	
Department Request Adjustments							

CORE DECISION ITEM

Office of Administration
 Administrative Disbursements
 CORE - Regional Planning Commission

Budget Unit 350139B

Bill Section 05.315

	Budget Class	FTE	GR	FED	OTHER	TOTAL	Explanation
Net Department Request Adjustments		0.00	0	0	0	0	
Department Request Core							
	PS	0.00	0	0	0	0	
	EE	0.00	0	0	0	0	
	PD	0.00	560,000	0	0	560,000	
	TRF	0.00	0	0	0	0	
	Total	0.00	560,000	0	0	560,000	
Governor's Recommended Core							
	PS	0.00	0	0	0	0	
	EE	0.00	0	0	0	0	
	PD	0.00	560,000	0	0	560,000	
	TRF	0.00	0	0	0	0	
	Total	0.00	560,000	0	0	560,000	

CORE DECISION ITEM

Office of Administration
 Administrative Disbursements
 CORE - Regional Planning Commission

Budget Unit 350139B
 Bill Section 05.315

Summary of the Core by Expenditure Types

Account	FY24 Budget		FY24 Actual		FY25 Budget		FY25 Actual as of 1/27/25		FY26 DTREQ		FY26 GVREC	FY26 GVREC
	Dollars	FTE	Dollars	FTE	Dollars	FTE	Dollars	FTE	Dollars	FTE	Dollars	FTE
Program Disbursements	560,000	0.00	543,200	0.00	560,000	0.00	259,138	0.00	560,000	0.00	560,000	0.00
Total PSD	560,000	0.00	543,200	0.00	560,000	0.00	259,138	0.00	560,000	0.00	560,000	0.00
Grand Total	560,000	0.00	543,200	0.00	560,000	0.00	259,138	0.00	560,000	0.00	560,000	0.00

CORE DECISION ITEM

Office of Administration
 Administrative Disbursements
 CORE - Elected Officials Transition

Budget Unit 350142B
 Bill Section 05.320

1. CORE FINANCIAL SUMMARY

	FY 2026 Department Request			
	GR	Federal	Other	Total
PS	0	0	0	0
EE	0	0	0	0
PSD	0	0	0	0
TRF	0	0	0	0
Total	0	0	0	0

FTE **0.00** **0.00** **0.00** **0.00**

Est. Fringe	0	0	0	0
--------------------	---	---	---	---

Note: Fringes budgeted in Appropriation Bill 5 except for certain fringes budgeted directly to MoDOT, Highway Patrol, and Conservation.

	FY 2026 Governor's Recommended			
	GR	Federal	Other	Total
PS	0	0	0	0
EE	0	0	0	0
PSD	0	0	0	0
TRF	0	0	0	0
Total	0	0	0	0

FTE **0.00** **0.00** **0.00** **0.00**

Est. Fringe	0	0	0	0
--------------------	---	---	---	---

Note: Fringes budgeted in Appropriation Bill 5 except for certain fringes budgeted directly to MoDOT, Highway Patrol, and Conservation.

2. CORE DESCRIPTION

This section included Funding in FY25 to cover costs associated with Elected Officials Transition that is no longer needed in FY26.

3. PROGRAM LISTING (list programs included in this core funding)

Elected Officials Transition

CORE DECISION ITEM

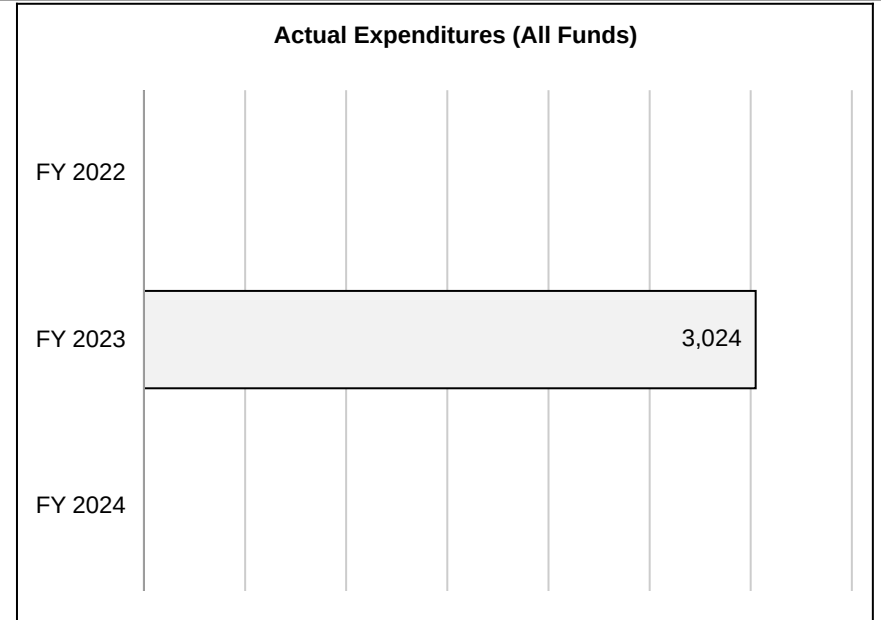
**Office of Administration
Administrative Disbursements
CORE - Elected Officials Transition**

Budget Unit 350142B

Bill Section 05.320

4. FINANCIAL HISTORY

	FY 2022	FY 2023	FY 2024	FY 2025
	Actual	Actual	Actual	Current Yr. as of 1/27/25
Appropriations (All Funds)	0	13,000	0	150,000
Less Reverted (All Funds)	0	0	0	0
Less Restricted (All Funds)*	0	0	0	0
Less Transfers Out	0	0	0	0
Plus Transfers In	0	0	0	0
Budget Authority (All Funds)	0	13,000	0	150,000
Actual Expenditures (all Fund)	0	3,024	0	N/A
Unexpended (All Funds)	0	9,976	0	N/A
Unexpended by Fund:				
General Revenue	0	9,976	0	N/A
Federal	0	0	0	N/A
Other	0	0	0	N/A



*Restricted amount is as of

Reverted includes the statutory three-percent reserve amount (when applicable).

Restricted includes any Governor's Expenditure Restrictions which remained at the end of the fiscal year (when applicable).

CORE DECISION ITEM

Office of Administration
 Administrative Disbursements
 CORE - Elected Officials Transition

Budget Unit 350142B

Bill Section 05.320

5. CORE RECONCILIATION DETAIL

	Budget Class	FTE	GR	FED	OTHER	TOTAL	Explanation
TAFP After VETOES							
	PS	0.00	56,000	0	0	56,000	
	EE	0.00	94,000	0	0	94,000	
	PD	0.00	0	0	0	0	
	TRF	0.00	0	0	0	0	
	Total	0.00	150,000	0	0	150,000	
One-Times							
	PS	0.00	(56,000)	0	0	(56,000)	
	EE	0.00	(94,000)	0	0	(94,000)	
	PD	0.00	0	0	0	0	
	TRF	0.00	0	0	0	0	
	Total	0.00	(150,000)	0	0	(150,000)	
FY 26 Beginning Core							
	PS	0.00	0	0	0	0	
	EE	0.00	0	0	0	0	
	PD	0.00	0	0	0	0	
	TRF	0.00	0	0	0	0	
	Total	0.00	0	0	0	0	
Department Request Adjustments							

CORE DECISION ITEM

**Office of Administration
Administrative Disbursements
CORE - Elected Officials Transition**

Budget Unit 350142B

Bill Section 05.320

			Budget Class	FTE	GR	FED	OTHER	TOTAL	Explanation
Core Reduction	CRD.35B.010	11779	PS	0.00	(40,000)	0	0	(40,000)	Core reduction of Elected Official Transition funding that will no longer be needed in FY26.
Core Reduction	CRD.35B.010	11780	PS	0.00	(1,000)	0	0	(1,000)	Core reduction of Elected Official Transition funding that will no longer be needed in FY26.
Core Reduction	CRD.35B.011	11781	PS	0.00	(5,000)	0	0	(5,000)	Core reduction of Elected Official Transition funding that will no longer be needed in FY26.
Core Reduction	CRD.35B.011	11782	PS	0.00	(5,000)	0	0	(5,000)	Core reduction of Elected Official Transition funding that will no longer be needed in FY26.
Core Reduction	CRD.35B.011	11786	PS	0.00	(5,000)	0	0	(5,000)	Core reduction of Elected Official Transition funding that will no longer be needed in FY26.
Net Department Request Adjustments				0.00	(56,000)	0	0	(56,000)	
Department Request Core									
			PS	0.00	0	0	0	0	
			EE	0.00	0	0	0	0	
			PD	0.00	0	0	0	0	
			TRF	0.00	0	0	0	0	
Total				0.00	0	0	0	0	
Governor Recommended Changes									
Core Reduction	CRD.35B.010	11779	PS	0.00	40,000	0	0	40,000	Core reduction of Elected Official Transition funding that will no longer be needed in FY26.
Core Reduction	CRD.35B.010	11780	PS	0.00	1,000	0	0	1,000	Core reduction of Elected Official Transition funding that will no longer be needed in FY26.
Core Reduction	CRD.35B.011	11781	PS	0.00	5,000	0	0	5,000	Core reduction of Elected Official Transition funding that will no longer be needed in FY26.
Core Reduction	CRD.35B.011	11782	PS	0.00	5,000	0	0	5,000	Core reduction of Elected Official Transition funding that will no longer be needed in FY26.

CORE DECISION ITEM

**Office of Administration
 Administrative Disbursements
 CORE - Elected Officials Transition**

Budget Unit 350142B

Bill Section 05.320

Core Reduction	CRD.35B.011	11786	PS	0.00	5,000	0	0	5,000	Core reduction of Elected Official Transition funding that will no longer be needed in FY26.
Net Governor Recommended Changes				0.00	56,000	0	0	56,000	
Governor's Recommended Core									
			PS	0.00	0	0	0	0	
			EE	0.00	0	0	0	0	
			PD	0.00	0	0	0	0	
			TRF	0.00	0	0	0	0	
			Total	0.00	0	0	0	0	

CORE DECISION ITEM

Office of Administration
 Administrative Disbursements
 CORE - Elected Officials Transition

Budget Unit 350142B

Bill Section 05.320

Summary of the Core by Expenditure Types

Account	FY24 Budget		FY24 Actual		FY25 Budget		FY25 Actual as of 1/27/25		FY26 DTREQ		FY26 GVREC	FY26 GVREC
	Dollars	FTE	Dollars	FTE	Dollars	FTE	Dollars	FTE	Dollars	FTE	Dollars	FTE
Benefit Eligible Wages	0	0.00	0	0.00	56,000	0.00	27,281	0.37	0	0.00	0	0.00
Planned Hourly Wages	0	0.00	0	0.00	0	0.00	2,816	0.08	0	0.00	0	0.00
Total PS	0	0.00	0	0.00	56,000	0.00	30,097	0.45	0	0.00	0	0.00
In State Travel	0	0.00	0	0.00	10,000	0.00	0	0.00	0	0.00	0	0.00
Out of State Travel	0	0.00	0	0.00	10,000	0.00	0	0.00	0	0.00	0	0.00
Supplies	0	0.00	0	0.00	21,000	0.00	1,549	0.00	0	0.00	0	0.00
Communications Services and Supplies	0	0.00	0	0.00	19,000	0.00	0	0.00	0	0.00	0	0.00
Professional Services	0	0.00	0	0.00	12,000	0.00	1,483	0.00	0	0.00	0	0.00
Office Equipment Expenses	0	0.00	0	0.00	0	0.00	150	0.00	0	0.00	0	0.00
Building Lease Payments Operating	0	0.00	0	0.00	0	0.00	3,240	0.00	0	0.00	0	0.00
Equipment Lease Payments	0	0.00	0	0.00	21,000	0.00	0	0.00	0	0.00	0	0.00
Miscellaneous Expenses	0	0.00	0	0.00	1,000	0.00	335	0.00	0	0.00	0	0.00
Total EE	0	0.00	0	0.00	94,000	0.00	6,757	0.00	0	0.00	0	0.00
Grand Total	0	0.00	0	0.00	150,000	0.00	36,854	0.45	0	0.00	0	0.00

JOB CLASS DETAIL

	FY24 Budget		FY24 Actual		FY25 Budget		FY25 Actual as of 1/27/25		FY26 DTREQ Core		FY26 DTREQ New Decision Items		FY26 GVREC Core		FY26 GVREC New Decision Items	
	Amount	FTE	Amount	FTE	Amount	FTE	Amount	FTE	Amount	FTE	Amount	FTE	Amount	FTE	Amount	FTE
350001B:Commissioner'S Office-Oper																
009700 - STATE DEPARTMENT DIRECTOR	196,783	1.00	196,783	1.00	203,080	1.00	101,278	0.50	203,080	1.00	0	0.00	203,080	1.00	6,092	0.00
009703 - DESIGNATED PRINCIPAL ASST DEPT	80,091	1.00	81,928	1.00	82,654	1.00	63,534	0.67	82,654	1.00	0	0.00	82,654	1.00	5,728	0.00
009735 - CHIEF COUNSEL	131,880	1.00	148,007	1.00	152,743	1.00	76,174	0.50	152,743	1.00	0	0.00	152,743	1.00	12,220	0.00
009811 - MISCELLANEOUS PROFESSIONAL	0	0.00	10,623	0.17	0	0.00	16,876	0.31	0	0.00	0	0.00	0	0.00	0	0.00
009871 - SPECIAL ASST PROFESSIONAL	253,553	4.00	97,801	1.33	169,369	3.00	45,586	0.62	169,369	3.00	0	0.00	169,369	3.00	3,332	0.00
009875 - SPECIAL ASST OFFICE & CLERICAL	67,526	1.00	67,898	1.00	69,687	1.00	31,652	0.50	69,687	1.00	0	0.00	69,687	1.00	3,173	0.00
02PM30 - PRINCIPAL BUSINESS PROJECT MGR	91,743	1.00	91,743	1.00	94,679	1.00	47,217	0.50	94,679	1.00	0	0.00	94,679	1.00	9,468	0.00
02PS40 - PROGRAM COORDINATOR	0	0.00	35,538	0.41	0	0.00	30,268	0.34	0	0.00	0	0.00	0	0.00	6,069	0.00
02RD30 - RESEARCH/DATA ANALYST	0	0.00	67,394	1.00	0	0.00	34,686	0.50	69,551	1.00	0	0.00	69,551	1.00	2,087	0.00
02RD40 - SENIOR RESEARCH/DATA ANALYST	65,220	1.00	0	0.00	69,551	1.00	0	0.00	0	0.00	0	0.00	0	0.00	0	0.00
03PR30 - PUBLIC RELATIONS COORDINATOR	0	0.00	75,003	1.00	77,403	1.00	38,602	0.50	77,403	1.00	0	0.00	77,403	1.00	4,644	0.00
08TD40 - SR STAFF DEV TRAINING SPEC	0	0.00	15,625	0.21	0	0.00	16,025	0.21	0	0.00	0	0.00	0	0.00	0	0.00
11AB20 - AGENCY BUDGET SENIOR ANALYST	60,319	1.00	56,451	0.76	58,257	1.00	29,053	0.38	58,257	1.00	0	0.00	58,257	1.00	5,243	0.00
O99999 - OTHER	0	0.00	0	0.00	0	0.00	0	0.00	0	0.00	0	0.00	0	0.00	10,886	0.00
BUCKET - LEAVE PAYOUTS	0	0.00	0	0.00	0	0.00	9,876	0.00	0	0.00	0	0.00	0	0.00	0	0.00
Total	947,115	11.00	944,795	9.87	977,423	11.00	540,827	5.52	977,423	11.00	0	0.00	977,423	11.00	68,942	0.00
Total General Revenue	947,115	11.00	944,795	9.87	977,423	11.00	540,827	5.52	977,423	11.00	0	0.00	977,423	11.00	68,942	0.00
Total Federal	0	0.00	0	0.00	0	0.00	0	0.00	0	0.00	0	0.00	0	0.00	0	0.00
Total Other Funds	0	0.00	0	0.00	0	0.00	0	0.00	0	0.00	0	0.00	0	0.00	0	0.00

Note: Totals Include Non-Counts

JOB CLASS DETAIL

	FY24 Budget		FY24 Actual		FY25 Budget		FY25 Actual as of 1/27/25		FY26 DTREQ Core		FY26 DTREQ New Decision Items		FY26 GVREC Core		FY26 GVREC New Decision Items	
	Amount	FTE	Amount	FTE	Amount	FTE	Amount	FTE	Amount	FTE	Amount	FTE	Amount	FTE	Amount	FTE
350002B:Off Equal Opportunity																
009703 - DESIGNATED PRINCIPAL ASST DEPT	103,265	1.00	86,837	0.84	106,569	1.00	0	0.00	106,569	1.00	0	0.00	106,569	1.00	0	0.00
009752 - CLERK	209	0.00	0	0.00	0	0.00	0	0.00	0	0.00	0	0.00	0	0.00	0	0.00
009810 - MISCELLANEOUS TECHNICAL	1	0.00	0	0.00	40,939	1.50	0	0.00	40,939	1.50	0	0.00	40,939	1.50	0	0.00
009871 - SPECIAL ASST PROFESSIONAL	75,899	1.00	71,730	0.94	85,557	1.00	37,056	0.50	85,557	1.00	0	0.00	85,557	1.00	1,486	0.00
009878 - PRINCIPAL ASST BOARD/COMMISSON	0	0.00	6,563	0.06	0	0.00	27,020	0.25	0	0.00	0	0.00	0	0.00	5,418	0.00
02AM20 - ADMIN SUPPORT ASSISTANT	32,610	1.00	13,467	0.33	0	0.00	10,369	0.25	0	0.00	0	0.00	0	0.00	0	0.00
02PS10 - PROGRAM ASSISTANT	35,109	1.00	31,356	0.71	44,871	1.00	19,441	0.40	44,871	1.00	0	0.00	44,871	1.00	480	0.00
02PS20 - PROGRAM SPECIALIST	96,135	2.00	96,596	1.90	103,561	2.00	51,776	1.00	103,561	2.00	0	0.00	103,561	2.00	1,038	0.00
02PS30 - SENIOR PROGRAM SPECIALIST	16,656	0.50	0	0.00	0	0.00	0	0.00	0	0.00	0	0.00	0	0.00	0	0.00
02RD30 - RESEARCH/DATA ANALYST	59,785	1.00	36,553	0.73	51,600	1.00	8,600	0.17	51,600	1.00	0	0.00	51,600	1.00	516	0.00
009809 - MISCELLANEOUS POOL STAFF	0	0.00	1,373	0.04	0	0.00	0	0.00	0	0.00	0	0.00	0	0.00	0	0.00
O99999 - OTHER	0	0.00	0	0.00	0	0.00	0	0.00	0	0.00	0	0.00	0	0.00	4,193	0.00
BUCKET - LEAVE PAYOUTS	0	0.00	7,672	0.00	0	0.00	1,267	0.00	0	0.00	0	0.00	0	0.00	0	0.00
BUCKET - PLANNED HOURLY WAGES	0	0.00	18,211	0.49	0	0.00	2,608	0.08	0	0.00	0	0.00	0	0.00	0	0.00
Total	419,669	7.50	370,357	6.05	433,097	7.50	158,138	2.64	433,097	7.50	0	0.00	433,097	7.50	13,131	0.00
Total General Revenue	419,669	7.50	370,357	6.05	433,097	7.50	158,138	2.64	433,097	7.50	0	0.00	433,097	7.50	13,131	0.00
Total Federal	0	0.00	0	0.00	0	0.00	0	0.00	0	0.00	0	0.00	0	0.00	0	0.00
Total Other Funds	0	0.00	0	0.00	0	0.00	0	0.00	0	0.00	0	0.00	0	0.00	0	0.00

Note: Totals Include Non-Counts

JOB CLASS DETAIL

	FY24 Budget		FY24 Actual		FY25 Budget		FY25 Actual as of 1/27/25		FY26 DTREQ Core		FY26 DTREQ New Decision Items		FY26 GVREC Core		FY26 GVREC New Decision Items	
	Amount	FTE	Amount	FTE	Amount	FTE	Amount	FTE	Amount	FTE	Amount	FTE	Amount	FTE	Amount	FTE
350169B:Pres Drug Monitoring																
009725 - PROGRAM MANAGER	114,679	1.00	108,700	1.00	118,349	1.00	55,944	0.50	118,349	1.00	0	0.00	118,349	1.00	8,974	0.00
009734 - LEGAL COUNSEL	91,743	1.00	0	0.00	94,679	1.00	0	0.00	94,679	1.00	0	0.00	94,679	1.00	0	0.00
02AM40 - ADMIN SUPPORT PROFESSIONAL	43,480	1.00	0	0.00	44,871	1.00	0	0.00	44,871	1.00	0	0.00	44,871	1.00	0	0.00
14IP30 - PROJECT MANAGER	0	0.00	3,781	0.05	0	0.00	1,602	0.02	0	0.00	0	0.00	0	0.00	200	0.00
O99999 - OTHER	0	0.00	0	0.00	0	0.00	0	0.00	0	0.00	0	0.00	0	0.00	2,531	0.00
Total	249,902	3.00	112,481	1.05	257,899	3.00	57,547	0.52	257,899	3.00	0	0.00	257,899	3.00	11,705	0.00
Total General Revenue	249,902	3.00	112,481	1.05	257,899	3.00	57,547	0.52	257,899	3.00	0	0.00	257,899	3.00	11,705	0.00
Total Federal	0	0.00	0	0.00	0	0.00	0	0.00	0	0.00	0	0.00	0	0.00	0	0.00
Total Other Funds	0	0.00	0	0.00	0	0.00	0	0.00	0	0.00	0	0.00	0	0.00	0	0.00

Note: Totals Include Non-Counts

JOB CLASS DETAIL

	FY24 Budget		FY24 Actual		FY25 Budget		FY25 Actual as of 1/27/25		FY26 DTREQ Core		FY26 DTREQ New Decision Items		FY26 GVREC Core		FY26 GVREC New Decision Items	
	Amount	FTE	Amount	FTE	Amount	FTE	Amount	FTE	Amount	FTE	Amount	FTE	Amount	FTE	Amount	FTE
350186B:America 250 MO Commission																
02AM50 - ADMINISTRATIVE MANAGER	0	0.00	0	0.00	65,000	1.00	0	0.00	0	1.00	0	0.00	0	0.00	0	0.00
Total	0	0.00	0	0.00	65,000	1.00	0	0.00	0	1.00	0	0.00	0	0.00	0	0.00
Total General Revenue	0	0.00	0	0.00	65,000	1.00	0	0.00	0	1.00	0	0.00	0	0.00	0	0.00
Total Federal	0	0.00	0	0.00	0	0.00	0	0.00	0	0.00	0	0.00	0	0.00	0	0.00
Total Other Funds	0	0.00	0	0.00	0	0.00	0	0.00	0	0.00	0	0.00	0	0.00	0	0.00

Note: Totals Include Non-Counts

JOB CLASS DETAIL

	FY24 Budget		FY24 Actual		FY25 Budget		FY25 Actual as of 1/27/25		FY26 DTREQ Core		FY26 DTREQ New Decision Items		FY26 GVREC Core		FY26 GVREC New Decision Items	
	Amount	FTE	Amount	FTE	Amount	FTE	Amount	FTE	Amount	FTE	Amount	FTE	Amount	FTE	Amount	FTE
350007B:Accounting - Operating																
000311 - ACCOUNTANT I	0	0.00	0	0.00	0	0.00	0	0.00	0	0.00	0	0.00	0	0.00	186,850	3.00
009705 - DIVISION DIRECTOR	132,529	1.00	132,530	1.00	136,770	1.00	68,209	0.50	135,000	1.00	0	0.00	135,000	1.00	13,677	0.00
009707 - DESIGNATED PRINCIPAL ASST DIV	102,411	1.00	320,873	2.87	105,688	1.00	210,819	1.81	692,458	6.00	0	0.00	692,458	6.00	39,818	0.00
009766 - DATA PROCESSING MANAGER	0	0.00	0	0.00	0	0.00	55,516	0.51	0	0.00	0	0.00	0	0.00	10,991	0.00
009810 - MISCELLANEOUS TECHNICAL	0	0.00	17,784	0.22	0	0.00	79,773	1.00	180,000	2.00	0	0.00	180,000	2.00	15,222	0.00
009811 - MISCELLANEOUS PROFESSIONAL	0	0.00	622,570	8.42	0	0.00	679,097	8.46	1,909,473	17.00	0	0.00	1,909,473	17.00	57,440	0.00
009812 - MISCELLANEOUS SUPERVISORY	0	0.00	44,526	0.49	0	0.00	138,720	1.50	320,000	3.00	0	0.00	320,000	3.00	20,401	0.00
009871 - SPECIAL ASST PROFESSIONAL	0	0.00	231,234	1.63	0	0.00	133,888	1.05	355,000	3.00	0	0.00	355,000	3.00	144,875	1.00
02AM30 - LEAD ADMIN SUPPORT ASSISTANT	54,642	1.00	53,640	1.00	56,391	1.00	27,607	0.50	56,391	1.00	0	0.00	56,391	1.00	4,428	0.00
02AM40 - ADMIN SUPPORT PROFESSIONAL	133,956	2.00	67,377	1.00	138,243	2.00	34,677	0.50	141,168	2.00	0	0.00	141,168	2.00	6,954	0.00
02AM50 - ADMINISTRATIVE MANAGER	0	0.00	11,975	0.12	0	0.00	2,116	0.02	105,000	1.00	0	0.00	105,000	1.00	0	0.00
02PS20 - PROGRAM SPECIALIST	139,908	2.00	0	0.00	144,385	2.00	0	0.00	0	0.00	0	0.00	0	0.00	0	0.00
02PS30 - SENIOR PROGRAM SPECIALIST	75,892	1.00	0	0.00	78,321	1.00	0	0.00	0	0.00	0	0.00	0	0.00	0	0.00
04CY10 - CORRECTIONAL OFFICER	0	0.00	0	(0.02)	0	0.00	0	0.00	0	0.00	0	0.00	0	0.00	0	0.00
04CY20 - CORRECTIONAL SERGEANT	0	0.00	(24)	0.00	0	0.00	0	0.00	0	0.00	0	0.00	0	0.00	0	0.00
06FS30 - FOOD SERVICE SUPERVISOR	0	0.00	0	(0.01)	0	0.00	0	0.00	0	0.00	0	0.00	0	0.00	0	0.00
06FS40 - FOOD SERVICE MANAGER	0	0.00	0	(0.02)	0	0.00	0	0.00	0	0.00	0	0.00	0	0.00	0	0.00
08TD40 - SR STAFF DEV TRAINING SPEC	0	0.00	6,177	0.08	0	0.00	8,256	0.13	0	0.00	0	0.00	0	0.00	660	0.00
08TD50 - STAFF DEVELOPMENT TRAINING MGR	0	0.00	37,647	0.43	0	0.00	46,320	0.50	90,000	1.00	0	0.00	90,000	1.00	4,644	0.00
10EP10 - ENVIRONMENTAL PROGRAM ASST	0	0.00	0	(0.02)	0	0.00	0	0.00	0	0.00	0	0.00	0	0.00	0	0.00
11AB10 - AGENCY BUDGET ANALYST	197,247	2.00	0	0.00	203,559	2.00	0	0.00	0	0.00	0	0.00	0	0.00	0	0.00
11AC20 - ACCOUNTS ASSISTANT	168,744	5.00	140,854	4.15	174,144	5.00	70,396	2.02	174,144	5.00	0	0.00	174,144	5.00	1,750	0.00
11AC30 - SENIOR ACCOUNTS ASSISTANT	925,394	23.00	849,613	21.81	855,007	23.00	431,091	10.74	855,007	23.00	0	0.00	855,007	23.00	128,359	0.00
11AC50 - ACCOUNTANT	605,246	13.00	617,950	13.04	672,705	14.00	290,694	5.92	626,105	13.00	0	0.00	626,105	13.00	35,372	0.00
11AC60 - INTERMEDIATE ACCOUNTANT	754,084	11.00	475,361	8.68	838,381	12.00	223,139	3.93	492,763	8.00	0	0.00	492,763	8.00	13,634	0.00
11AC70 - SENIOR ACCOUNTANT	584,146	7.00	255,709	3.69	675,079	8.00	133,436	1.87	214,284	3.00	0	0.00	214,284	3.00	15,799	0.00
11AC80 - ACCOUNTANT SUPERVISOR	1,230,373	15.00	948,905	11.65	1,269,745	15.00	495,965	6.00	1,260,281	15.00	0	0.00	1,260,281	15.00	175,346	1.00
11AC90 - ACCOUNTANT MANAGER	211,335	2.00	306,663	2.76	218,098	2.00	145,858	1.25	428,098	4.00	0	0.00	428,098	4.00	23,829	0.00
11PN30 - PROCUREMENT SPECIALIST	75,647	1.00	0	0.00	78,068	1.00	0	0.00	0	0.00	0	0.00	0	0.00	0	0.00
11PN40 - PROCUREMENT SUPERVISOR	80,289	1.00	0	0.00	82,858	1.00	0	0.00	0	0.00	0	0.00	0	0.00	0	0.00
12HR30 - HUMAN RESOURCES SPECIALIST	0	0.00	0	0.00	0	0.00	2,751	0.04	0	0.00	0	0.00	0	0.00	0	0.00
12HR40 - HUMAN RESOURCES MANAGER	0	0.00	3,750	0.04	0	0.00	47,137	0.49	90,000	1.00	0	0.00	90,000	1.00	22	0.00
12HR50 - HUMAN RESOURCES DIRECTOR	0	0.00	0	0.00	0	0.00	3,698	0.04	0	0.00	0	0.00	0	0.00	0	0.00
12SH30 - SR HUMAN RESOURCES CONSULTA	0	0.00	0	0.00	0	0.00	324	0.00	0	0.00	0	0.00	0	0.00	0	0.00
13BE30 - BENEFIT PROGRAM SPECIALIST	0	0.00	(236)	0.00	0	0.00	0	0.00	0	0.00	0	0.00	0	0.00	0	0.00
14AS10 - ASSOC APPLICATIONS DEVELOPER	0	0.00	39	0.00	0	0.00	0	0.00	0	0.00	0	0.00	0	0.00	0	0.00
14AS40 - APPLICATIONS DEVELOPMENT SPEC	1,275,130	8.00	0	0.00	1,315,934	8.00	0	0.00	0	0.00	0	0.00	0	0.00	0	0.00
14DM40 - SENIOR DATA SPECIALIST	198,272	2.00	0	0.00	204,617	2.00	0	0.00	0	0.00	0	0.00	0	0.00	0	0.00
14EA20 - SENIOR ENTERPRISE ARCHITECT	140,366	2.00	0	0.00	144,858	2.00	0	0.00	0	0.00	0	0.00	0	0.00	0	0.00
14IP30 - PROJECT MANAGER	210,885	2.00	0	0.00	217,633	2.00	0	0.00	0	0.00	0	0.00	0	0.00	0	0.00
14QC30 - QUALITY CONTROL COORDINATOR	311,833	3.00	0	0.00	321,812	3.00	0	0.00	0	0.00	0	0.00	0	0.00	0	0.00
14SE30 - CYBERSECURITY SPECIALIST	127,315	1.00	0	0.00	131,389	1.00	0	0.00	0	0.00	0	0.00	0	0.00	0	0.00
19PH20 - PUBLIC HEALTH PROGRAM SPEC	0	0.00	0	0.04	0	0.00	0	0.00	0	0.00	0	0.00	0	0.00	0	0.00
22TA40 - CONSTRUCTION PROJECT MANAGER	0	0.00	4,623	0.05	0	0.00	10,726	0.12	0	0.00	0	0.00	0	0.00	0	0.00
J00111 - DIRECTOR OF BUSINESS SERVICES	75,688	1.00	0	0.00	78,110	1.00	0	0.00	0	0.00	0	0.00	0	0.00	0	0.00
J00120 - DIRECTOR OF INFORMATION TECH	93,234	1.00	0	0.00	96,217	1.00	0	0.00	0	0.00	0	0.00	0	0.00	0	0.00
O99999 - OTHER	0	0.00	0	0.00	0	0.00	0	0.00	0	0.00	0	0.00	0	0.00	79,726	0.00
P11AMA - ASSISTANT DIRECTOR	0	0.00	20,757	0.24	0	0.00	0	0.00	0	0.00	0	0.00	0	0.00	0	0.00
BUCKET - LEAVE PAYOUTS	0	0.00	24,139	0.00	0	0.00	24,898	0.00	0	0.00	0	0.00	0	0.00	0	0.00
BUCKET - PLANNED HOURLY WAGES	0	0.00	112,841	1.27	0	0.00	41,658	0.45	112,840	2.00	0	0.00	112,840	2.00	0	0.00
BUCKET - PROVISIONAL WAGES	0	0.00	24	0.00	0	0.00	0	0.00	0	0.00	0	0.00	0	0.00	0	0.00
Total	7,904,566	108.00	5,307,301	84.61	8,238,012	111.00	3,406,768	49.33	8,238,012	111.00	0	0.00	8,238,012	111.00	979,797	5.00
Total General Revenue	7,904,566	108.00	5,307,301	84.61	8,238,012	111.00	3,406,768	49.33	8,238,012	111.00	0	0.00	8,238,012	111.00	979,797	5.00
Total Federal	0	0.00	0	0.00	0	0.00	0	0.00	0	0.00	0	0.00	0	0.00	0	0.00
Total Other Funds	0	0.00	0	0.00	0	0.00	0	0.00	0	0.00	0	0.00	0	0.00	0	0.00

Note: Totals Include Non-Counts

JOB CLASS DETAIL

	FY24 Budget		FY24 Actual		FY25 Budget		FY25 Actual as of 1/27/25		FY26 DTREQ Core		FY26 DTREQ New Decision Items		FY26 GVREC Core		FY26 GVREC New Decision Items	
	Amount	FTE	Amount	FTE	Amount	FTE	Amount	FTE	Amount	FTE	Amount	FTE	Amount	FTE	Amount	FTE
350009B:Budget & Planning - Oper																
009705 - DIVISION DIRECTOR	142,941	1.00	142,738	1.00	147,515	1.00	73,462	0.50	147,515	1.00	0	0.00	147,515	1.00	53,581	0.00
009707 - DESIGNATED PRINCIPAL ASST DIV	93,917	1.00	99,667	1.04	96,922	1.00	26,583	0.29	96,922	1.00	0	0.00	96,922	1.00	2,700	0.00
009811 - MISCELLANEOUS PROFESSIONAL	0	0.00	2,210	0.06	0	0.00	0	0.00	0	0.00	0	0.00	0	0.00	0	0.00
009871 - SPECIAL ASST PROFESSIONAL	82,612	1.00	88,184	1.00	85,256	1.00	48,071	0.50	85,256	1.00	0	0.00	85,256	1.00	6,000	0.00
02AM30 - LEAD ADMIN SUPPORT ASSISTANT	45,654	1.00	44,763	1.00	47,115	1.00	23,038	0.50	47,115	1.00	0	0.00	47,115	1.00	1,848	0.00
02AM40 - ADMIN SUPPORT PROFESSIONAL	63,046	1.00	69,245	1.10	65,063	1.00	32,448	0.50	65,063	1.00	0	0.00	65,063	1.00	3,904	0.00
02PM20 - SR BUSINESS PROJECT MANAGER	94,569	1.00	93,578	1.00	3,026	0.00	11,947	0.13	3,026	0.00	0	0.00	3,026	0.00	0	0.00
02PS40 - PROGRAM COORDINATOR	0	0.00	6,996	0.08	0	0.00	2,896	0.03	0	0.00	0	0.00	0	0.00	581	0.00
11AC60 - INTERMEDIATE ACCOUNTANT	69,568	1.00	68,848	1.00	71,794	1.00	35,434	0.50	71,794	1.00	0	0.00	71,794	1.00	7,105	0.00
11BP10 - BUDGET AND POLICY ANALYST	471,544	6.00	524,534	8.24	486,633	6.00	248,690	3.80	486,633	6.00	0	0.00	486,633	6.00	12,362	0.00
11BP20 - SENIOR BUDGET & POLICY ANALYST	549,807	6.00	334,951	4.09	567,401	6.00	158,344	1.87	567,401	6.00	0	0.00	567,401	6.00	13,582	0.00
11BP30 - BUDGET AND POLICY SUPERVISOR	401,103	4.00	387,573	3.87	413,938	4.00	206,017	2.00	413,938	4.00	0	0.00	413,938	4.00	30,984	0.00
11BP40 - BUDGET AND POLICY MANAGER	232,727	2.00	232,727	2.00	240,174	2.00	119,777	1.00	240,174	2.00	0	0.00	240,174	2.00	19,214	0.00
11EN40 - CHIEF ECONOMIST	92,395	1.00	102,957	1.06	95,352	1.00	50,437	0.50	95,352	1.00	0	0.00	95,352	1.00	6,068	0.00
O99999 - OTHER	0	0.00	0	0.00	0	0.00	0	0.00	0	0.00	0	0.00	0	0.00	22,367	0.00
BUCKET - LEAVE PAYOUTS	0	0.00	7,982	0.00	0	0.00	19,955	0.00	0	0.00	0	0.00	0	0.00	0	0.00
Total	2,339,883	26.00	2,206,952	26.54	2,320,189	25.00	1,057,100	12.11	2,320,189	25.00	0	0.00	2,320,189	25.00	180,296	0.00
Total General Revenue	2,339,883	26.00	2,206,952	26.54	2,320,189	25.00	1,057,100	12.11	2,320,189	25.00	0	0.00	2,320,189	25.00	180,296	0.00
Total Federal	0	0.00	0	0.00	0	0.00	0	0.00	0	0.00	0	0.00	0	0.00	0	0.00
Total Other Funds	0	0.00	0	0.00	0	0.00	0	0.00	0	0.00	0	0.00	0	0.00	0	0.00

Note: Totals Include Non-Counts

JOB CLASS DETAIL

	FY24 Budget		FY24 Actual		FY25 Budget		FY25 Actual as of 1/27/25		FY26 DTREQ Core		FY26 DTREQ New Decision Items		FY26 GVREC Core		FY26 GVREC New Decision Items	
	Amount	FTE	Amount	FTE	Amount	FTE	Amount	FTE	Amount	FTE	Amount	FTE	Amount	FTE	Amount	FTE
	350011B:Itsld Consolidation															
000136 - COMPUTER OPERATIONS SPV I	422	0.00	0	0.00	436	0.00	0	0.00	436	0.00	0	0.00	436	0.00	0	0.00
009703 - DESIGNATED PRINCIPAL ASST DEPT	259,055	0.50	184,583	1.00	267,345	0.50	97,787	0.50	267,345	0.50	0	0.00	267,345	0.50	1,960	0.00
009707 - DESIGNATED PRINCIPAL ASST DIV	138,638	3.44	166,286	1.16	143,075	3.44	76,340	0.51	143,075	3.44	0	0.00	143,075	3.44	0	0.00
009734 - LEGAL COUNSEL	78,017	0.15	62,416	0.75	80,514	0.15	42,717	0.50	80,514	0.15	0	0.00	80,514	0.15	1,713	0.00
009763 - DATA PROCESSOR TECHNICAL	162,621	3.03	68,623	1.42	167,825	3.03	40,806	0.56	167,825	3.03	0	0.00	167,825	3.03	0	0.00
009764 - DATA PROCESSOR PROFESSIONAL	89,223	1.00	0	0.00	92,078	1.00	0	0.00	92,078	1.00	0	0.00	92,078	1.00	0	0.00
009766 - DATA PROCESSING MANAGER	162,513	1.88	217,433	1.87	167,713	1.88	123,051	0.99	167,713	1.88	0	0.00	167,713	1.88	24,816	0.00
009768 - DEPUTY GENERAL COUNSEL	9,124	0.08	121,078	1.00	9,416	0.08	62,315	0.50	9,416	0.08	0	0.00	9,416	0.08	12,495	0.00
009811 - MISCELLANEOUS PROFESSIONAL	12,781	0.13	124,299	1.36	13,190	0.13	74,786	0.79	13,190	0.13	0	0.00	13,190	0.13	6,793	0.00
009870 - SPECIAL ASST OFFICIAL & ADMSTR	0	0.00	103,265	1.00	0	0.00	53,147	0.50	0	0.00	0	0.00	0	0.00	1,066	0.00
009871 - SPECIAL ASST PROFESSIONAL	567,517	3.22	486,884	4.25	585,677	3.22	323,380	2.83	585,677	3.22	0	0.00	585,677	3.22	49,447	0.00
009875 - SPECIAL ASST OFFICE & CLERICAL	23,236	0.51	0	0.00	23,980	0.51	0	0.00	23,980	0.51	0	0.00	23,980	0.51	0	0.00
02AM20 - ADMIN SUPPORT ASSISTANT	0	0.00	2,943	0.07	0	0.00	0	0.00	0	0.00	0	0.00	0	0.00	0	0.00
02AM30 - LEAD ADMIN SUPPORT ASSISTANT	24,300	0.00	206,049	4.33	25,078	0.00	88,175	1.80	25,078	0.00	0	0.00	25,078	0.00	6,581	0.00
02AM40 - ADMIN SUPPORT PROFESSIONAL	112,918	0.00	115,500	1.87	116,531	0.00	63,304	1.00	116,531	0.00	0	0.00	116,531	0.00	1,919	0.00
02AM50 - ADMINISTRATIVE MANAGER	323,601	1.00	88,255	1.00	333,956	1.00	45,422	0.50	333,956	1.00	0	0.00	333,956	1.00	9,108	0.00
02PS20 - PROGRAM SPECIALIST	118,419	0.51	61,875	1.15	122,208	0.51	33,240	0.60	122,208	0.51	0	0.00	122,208	0.51	0	0.00
02PS30 - SENIOR PROGRAM SPECIALIST	62,397	1.00	144,597	2.14	124,394	1.00	98,095	1.40	124,394	1.00	560,000	8.00	124,394	1.00	577,225	0.00
02PS40 - PROGRAM COORDINATOR	0	0.00	34,788	0.40	0	0.00	7,004	0.08	0	0.00	0	0.00	0	0.00	1,404	0.00
03MM20 - SENIOR MULTIMEDIA SPECIALIST	0	0.00	1,963	0.04	0	0.00	2,367	0.04	0	0.00	0	0.00	0	0.00	142	0.00
03PR10 - PUBLIC RELATIONS SPECIALIST	0	0.00	8,333	0.17	0	0.00	25,733	0.50	0	0.00	0	0.00	0	0.00	516	0.00
03PR30 - PUBLIC RELATIONS COORDINATOR	87,505	1.00	88,812	1.33	90,305	1.00	30,880	0.50	90,305	1.00	0	0.00	90,305	1.00	619	0.00
11AB10 - AGENCY BUDGET ANALYST	202,908	3.41	218,747	4.00	209,401	3.41	113,522	2.00	209,401	3.41	0	0.00	209,401	3.41	16,436	0.00
11AB20 - AGENCY BUDGET SENIOR ANALYST	47,120	0.50	5,942	0.08	48,628	0.50	3,058	0.04	48,628	0.50	0	0.00	48,628	0.50	552	0.00
11AC30 - SENIOR ACCOUNTS ASSISTANT	0	0.00	221,847	4.88	0	0.00	111,236	2.50	0	0.00	0	0.00	0	0.00	10,364	0.00
11AC50 - ACCOUNTANT	124,029	1.00	92,920	1.79	127,998	1.00	55,004	1.00	127,998	1.00	0	0.00	127,998	1.00	2,875	0.00
11AC80 - ACCOUNTANT SUPERVISOR	505,204	5.61	233,241	2.71	521,370	5.61	134,429	1.50	521,370	5.61	0	0.00	521,370	5.61	20,234	0.00
11AC90 - ACCOUNTANT MANAGER	0	0.00	114,275	1.00	0	0.00	60,731	0.50	0	0.00	0	0.00	0	0.00	9,742	0.00
11PN30 - PROCUREMENT SPECIALIST	119,466	2.00	113,665	1.83	123,289	2.00	60,387	1.00	123,289	2.00	0	0.00	123,289	2.00	7,568	0.00
11PN40 - PROCUREMENT SUPERVISOR	65,144	1.05	65,504	0.87	67,229	1.05	38,529	0.50	67,229	1.05	0	0.00	67,229	1.05	3,090	0.00
14AS10 - ASSOC APPLICATIONS DEVELOPER	592,987	10.45	73,752	1.49	693,387	10.45	42,571	0.76	693,387	10.45	0	0.00	693,387	10.45	4,540	0.00
14AS20 - APPLICATIONS DEVELOPER	234,016	4.75	300,552	4.72	241,505	4.75	151,176	2.30	241,505	4.75	1,470,000	21.00	241,505	18.75	1,496,513	0.00
14AS30 - SENIOR APPLICATIONS DEVELOPER	654,695	8.38	62,880	0.81	675,645	8.38	29,818	0.39	675,645	8.38	1,785,000	21.00	675,645	13.38	1,805,346	0.00
14AS40 - APPLICATIONS DEVELOPMENT SPEC	0	0.00	27,343	0.30	0	0.00	6,808	0.07	0	0.00	0	0.00	0	0.00	565	0.00
14AS50 - APPLICATIONS DEVELOPMENT MGR	0	0.00	10,844	0.12	0	0.00	3,685	0.04	0	0.00	0	0.00	0	0.00	646	0.00
14CO10 - COMPUTER OPERATIONS CLERK	442,034	11.47	353,927	8.05	456,179	11.47	246,646	5.63	456,179	11.47	0	0.00	456,179	11.47	4,741	0.00
14CO13 - NETWORK OPERATIONS TECH	0	0.00	168,969	3.45	0	0.00	77,845	1.52	0	0.00	0	0.00	0	0.00	8,156	0.00
14CO15 - SR NETWORK OPERATIONS TECH	152,180	2.00	229,158	4.38	157,050	2.00	134,470	2.50	157,050	2.00	0	0.00	157,050	2.00	14,062	0.00
14CO20 - COMPUTER OPERATIONS SUPERVIS	0	0.00	204,713	3.25	0	0.00	68,393	1.00	0	0.00	0	0.00	0	0.00	10,824	0.00
14CO30 - COMPUTER OPERATIONS MANAGER	0	0.00	81,416	1.00	0	0.00	41,902	0.50	0	0.00	0	0.00	0	0.00	840	0.00
14DM10 - DATA TECHNICIAN	2,607,328	30.04	284,452	5.46	2,690,762	30.04	154,744	2.86	2,690,762	30.04	0	0.00	2,690,762	30.04	9,990	0.00
14DM20 - DATA ANALYST	0	0.00	267,662	3.86	0	0.00	159,861	2.23	0	0.00	0	0.00	0	0.00	13,286	0.00
14DM30 - DATA SPECIALIST	3,118,944	33.27	644,885	8.23	3,218,750	33.27	360,839	4.44	3,218,750	33.27	0	0.00	3,218,750	37.27	44,895	0.00
14DM40 - SENIOR DATA SPECIALIST	75,000	1.00	10,679	0.12	77,400	1.00	22,848	0.25	77,400	1.00	0	0.00	77,400	1.00	2,309	0.00
14DM50 - DATA MANAGER	0	0.00	111,276	1.10	0	0.00	57,479	0.55	0	0.00	0	0.00	0	0.00	11,526	0.00
14EA10 - ENTERPRISE ARCHITECT	0	0.00	78,662	0.82	0	0.00	46,546	0.47	0	0.00	850,000	10.00	0	2.00	867,800	0.00
14EA20 - SENIOR ENTERPRISE ARCHITECT	0	0.00	207	0.00	0	0.00	36,105	0.37	0	0.00	0	0.00	0	0.00	3,387	0.00
14G120 - GEOGRAPHIC INFO SYSTEMS SPEC	55,848	0.93	57,300	0.90	447,635	3.93	14,516	0.22	447,635	3.93	0	0.00	447,635	3.93	669	0.00
14G125 - GEOGRAPHIC INFO SYSTEMS DEV	0	0.00	262	0.00	450,000	3.00	1,365	0.02	450,000	3.00	0	0.00	450,000	3.00	0	0.00
14G130 - GEOGRAPHIC INFO SYSTEMS SPV	101,779	1.55	72,777	0.85	105,036	1.55	41,924	0.48	105,036	1.55	0	0.00	105,036	1.55	4,424	0.00
14G140 - GEOGRAPHIC INFO SYSTEMS MGR	0	0.00	97,000	0.98	0	0.00	49,991	0.49	0	0.00	0	0.00	0	0.00	10,093	0.00
14IM30 - DIR STRATEGY & PLANNING LVL 3	0	0.00	19,667	0.17	0	0.00	61,477	0.51	0	0.00	0	0.00	0	0.00	4,871	0.00
14IP10 - BUSINESS ANALYST	0	0.00	235,648	3.88	0	0.00	101,410	1.69	0	0.00	0	0.00	0	1.00	10,380	0.00
14IP20 - SENIOR BUSINESS ANALYST	254,203	3.00	162,978	2.24	262,337	3.00	91,219	1.22	262,337	3.00	0	0.00	262,337	3.00	15,574	0.00
14IP30 - PROJECT MANAGER	304,360	3.00	339,253	4.54	314,100	3.00	176,360	2.26	314,100	3.00	0	0.00	314,100	15.00	18,206	0.00
14IP40 - SENIOR PROJECT MANAGER	731,752	8.20	232,026	2.61	755,168	8.20	95,861	1.10	755,168	8.20	0	0.00	755,168	9.20	15,683	0.00
14IP50 - PROJECT MANAGER DIRECTOR	0	0.00	148,580	1.42	0	0.00	158,690	1.55	0	0.00	0	0.00	0	0.00	27,674	0.00
14NI10 - NETWORK INFRASTRUCTURE TECH	0	0.00	561,377	10.17	0	0.00	294,060	5.14	0	0.00	0	0.00	0	0.00	14,879	0.00
14NI20 - NETWORK INFRASTRUCTURE SPEC	0	0.00	371,138	4.90	0	0.00	195,540	2.58	0	0.00	0	0.00	0	0.00	20,481	0.00
14NI30 - NETWORK INFRASTRUCTURE ARCHT	0	0.00	729,128	8.06	0	0.00	421,120	4.50	310,000	0.00	0	0.00	310,000	0.00	67,566	0.00

JOB CLASS DETAIL

	FY24 Budget		FY24 Actual		FY25 Budget		FY25 Actual as of 1/27/25		FY26 DTREQ Core		FY26 DTREQ New Decision Items		FY26 GVREC Core		FY26 GVREC New Decision Items	
	Amount	FTE	Amount	FTE	Amount	FTE	Amount	FTE	Amount	FTE	Amount	FTE	Amount	FTE	Amount	FTE
14NI40 - NETWORK INFRASTRUCTURE SPV	0	0.00	378,555	3.97	0	0.00	194,806	1.99	0	0.00	0	0.00	0	0.00	33,362	0.00
14QC10 - QUALITY CONTROL TECHNICIAN	0	0.00	18,070	0.32	0	0.00	22,886	0.39	0	0.00	0	0.00	0	0.00	3,958	0.00
14QC20 - QUALITY CONTROL SPECIALIST	0	0.00	8,952	0.14	0	0.00	31,864	0.49	0	0.00	0	0.00	0	0.00	771	0.00
14QC30 - QUALITY CONTROL COORDINATOR	0	0.00	30,798	0.40	0	0.00	39,613	0.50	0	0.00	0	0.00	0	0.00	8,020	0.00
14QC40 - QUALITY CONTROL MANAGER	0	0.00	200	0.00	0	0.00	0	0.00	0	0.00	0	0.00	0	0.00	0	0.00
14SA10 - SYSTEMS ADMINISTRATION TECH	948,778	14.90	1,194,316	22.37	979,139	14.90	746,053	13.47	1,279,139	14.90	0	0.00	1,279,139	14.90	46,039	0.00
14SA20 - SYSTEMS ADMINISTRATION SPEC	3,038,813	32.36	2,190,245	31.91	3,136,055	32.36	1,142,599	16.14	3,136,055	32.36	935,000	11.00	3,136,055	32.36	1,086,216	0.00
14SA30 - SR SYSTEMS ADMINISTRATION SPEC	652,716	8.15	1,599,303	19.44	673,603	8.15	885,197	10.54	973,603	8.15	0	0.00	973,603	12.15	141,267	0.00
14SA40 - SYSTEMS ADMINISTRATOR	0	0.00	504,776	5.67	0	0.00	325,325	3.60	0	0.00	0	0.00	0	0.00	51,558	0.00
14SE10 - CYBERSECURITY TECHNICIAN	152,087	4.08	615,458	10.46	156,954	4.08	333,207	5.48	156,954	4.08	0	0.00	156,954	4.08	12,990	0.00
14SE20 - CYBERSECURITY ANALYST	0	0.00	571,495	7.11	0	0.00	278,085	3.35	0	0.00	0	0.00	0	0.00	23,207	0.00
14SE30 - CYBERSECURITY SPECIALIST	2,013,329	15.33	738,725	8.05	2,077,756	15.33	412,421	4.33	2,077,756	15.33	1,105,000	14.00	2,077,756	15.33	1,163,780	6.00
14SE40 - SR CYBERSECURITY SPECIALIST	311,031	3.17	616,182	6.00	320,984	3.17	326,003	3.11	320,984	3.17	0	0.00	320,984	3.17	438,935	4.00
14TS20 - CLIENT SUPPORT TECH-TIER 2	0	0.00	359,908	6.85	0	0.00	206,631	3.83	0	0.00	0	0.00	0	0.00	19,772	0.00
14TS30 - SENIOR CLIENT SUPPORT TECH	77,653	1.10	26,726	0.38	80,138	1.10	13,989	0.20	80,138	1.10	0	0.00	80,138	1.10	4,797	0.00
14TS40 - CLIENT SUPPORT SUPERVISOR	0	0.00	128,931	1.85	0	0.00	61,627	0.85	0	0.00	0	0.00	0	0.00	11,207	0.00
14TS50 - CLIENT SUPPORT MANAGER	0	0.00	31,755	0.37	0	0.00	25,257	0.29	0	0.00	0	0.00	0	0.00	5,058	0.00
999999 - OTHER	5,244,034	109.85	0	0.00	5,411,843	109.85	0	0.00	5,411,843	109.85	0	0.00	5,411,843	109.85	0	0.00
O99999 - OTHER	0	0.00	0	0.00	0	0.00	0	0.00	0	0.00	0	0.00	0	0.00	269,066	0.00
BUCKET - LEAVE PAYOUTS	0	0.00	146,101	0.00	0	0.00	48,975	0.00	0	0.00	0	0.00	0	0.00	0	0.00
BUCKET - PLANNED HOURLY WAGES	0	0.00	450,593	6.27	0	0.00	257,702	4.11	0	0.00	0	0.00	0	0.00	0	0.00
Total	25,059,725	338.00	18,903,724	262.90	26,843,062	344.00	10,562,955	143.43	27,753,062	344.00	6,705,000	85.00	27,753,062	387.00	8,596,594	10.00
Total General Revenue	9,617,447	169.75	7,630,906	101.53	10,766,630	175.75	4,625,700	59.80	10,766,630	175.75	6,705,000	85.00	10,766,630	218.75	7,769,074	10.00
Total Federal	4,998,588	45.50	12,332	0.25	5,298,543	45.50	5,100	0.11	5,298,543	45.50	0	0.00	5,298,543	45.50	53,186	0.00
Total Other Funds	10,443,690	122.75	11,260,486	161.11	10,777,889	122.75	5,932,155	83.52	11,687,889	122.75	0	0.00	11,687,889	122.75	774,334	0.00

Note: Totals Include Non-Counts

JOB CLASS DETAIL

	FY24 Budget		FY24 Actual		FY25 Budget		FY25 Actual as of 1/27/25		FY26 DTREQ Core		FY26 DTREQ New Decision Items		FY26 GVREC Core		FY26 GVREC New Decision Items	
	Amount	FTE	Amount	FTE	Amount	FTE	Amount	FTE	Amount	FTE	Amount	FTE	Amount	FTE	Amount	FTE
350014B:Dese It Consolidation																
009763 - DATA PROCESSOR TECHNICAL	6,692	0.23	0	0.00	6,906	0.23	0	0.00	6,906	0.23	0	0.00	6,906	0.23	0	0.00
009766 - DATA PROCESSING MANAGER	9,260	0.00	0	0.00	9,556	0.00	0	0.00	9,556	0.00	0	0.00	9,556	0.00	0	0.00
14AS10 - ASSOC APPLICATIONS DEVELOPER	728,453	12.65	184,644	3.49	751,764	12.65	67,346	1.25	751,764	12.65	0	0.00	751,764	12.65	1,376	0.00
14AS20 - APPLICATIONS DEVELOPER	96,501	0.65	229,108	3.77	99,589	0.65	108,061	1.74	199,589	0.65	0	0.00	199,589	0.65	9,025	0.00
14AS30 - SENIOR APPLICATIONS DEVELOPER	0	0.00	246,334	3.43	0	0.00	120,003	1.62	200,000	0.00	0	0.00	200,000	0.00	14,617	0.00
14AS50 - APPLICATIONS DEVELOPMENT MGR	0	0.00	82,687	0.91	0	0.00	41,959	0.45	0	0.00	0	0.00	0	0.00	7,973	0.00
14DM10 - DATA TECHNICIAN	0	0.00	34,534	0.57	0	0.00	0	0.00	0	0.00	0	0.00	0	0.00	0	0.00
14DM20 - DATA ANALYST	0	0.00	95,447	1.38	0	0.00	54,628	0.79	0	0.00	0	0.00	0	0.00	673	0.00
14DM30 - DATA SPECIALIST	51,684	1.06	61,921	0.76	53,338	1.06	35,886	0.47	53,338	1.06	0	0.00	53,338	1.06	2,915	0.00
14DM40 - SENIOR DATA SPECIALIST	0	0.00	42,079	0.47	0	0.00	23,938	0.26	0	0.00	0	0.00	0	0.00	7,048	0.00
14EA10 - ENTERPRISE ARCHITECT	0	0.00	54,277	0.60	0	0.00	13,556	0.15	0	0.00	0	0.00	0	0.00	0	0.00
14GI20 - GEOGRAPHIC INFO SYSTEMS SPEC	0	0.00	1,182	0.02	0	0.00	30	0.00	0	0.00	0	0.00	0	0.00	0	0.00
14GI30 - GEOGRAPHIC INFO SYSTEMS SPV	0	0.00	247	0.00	0	0.00	128	0.00	0	0.00	0	0.00	0	0.00	0	0.00
14IM20 - DIR STRATEGY & PLANNING LVL 2	0	0.00	52,638	0.50	0	0.00	27,091	0.25	0	0.00	0	0.00	0	0.00	5,432	0.00
14IP10 - BUSINESS ANALYST	479,926	7.62	237,850	4.20	495,284	7.62	94,967	1.63	495,284	7.62	0	0.00	495,284	7.62	2,515	0.00
14IP20 - SENIOR BUSINESS ANALYST	0	0.00	36,165	0.47	0	0.00	10,110	0.14	0	0.00	0	0.00	0	0.00	1,412	0.00
14IP30 - PROJECT MANAGER	210,236	2.40	250,821	3.74	196,323	2.40	124,357	1.79	296,323	2.40	0	0.00	296,323	2.40	9,190	0.00
14IP40 - SENIOR PROJECT MANAGER	0	0.00	115,559	1.28	0	0.00	58,551	0.64	0	0.00	0	0.00	0	0.00	17,915	0.00
14QC20 - QUALITY CONTROL SPECIALIST	65,688	0.43	16,151	0.25	67,790	0.43	23,813	0.35	67,790	0.43	0	0.00	67,790	0.43	0	0.00
14QC30 - QUALITY CONTROL COORDINATOR	0	0.00	40	0.00	0	0.00	0	0.00	0	0.00	0	0.00	0	0.00	0	0.00
14SA10 - SYSTEMS ADMINISTRATION TECH	528,221	4.65	30,780	0.56	545,124	4.65	22,582	0.42	545,124	4.65	0	0.00	545,124	4.65	336	0.00
14SA20 - SYSTEMS ADMINISTRATION SPEC	910	0.00	34,623	0.53	939	0.00	22,634	0.33	939	0.00	0	0.00	939	0.00	1,903	0.00
14SA30 - SR SYSTEMS ADMINISTRATION SPEC	0	0.00	264	0.00	0	0.00	4,005	0.04	0	0.00	0	0.00	0	0.00	0	0.00
14TS20 - CLIENT SUPPORT TECH-TIER 2	0	0.00	268,489	4.87	0	0.00	139,828	2.50	0	0.00	0	0.00	0	0.00	7,879	0.00
14TS30 - SENIOR CLIENT SUPPORT TECH	0	0.00	64,264	0.88	0	0.00	33,086	0.44	0	0.00	0	0.00	0	0.00	5,035	0.00
14TS40 - CLIENT SUPPORT SUPERVISOR	12,505	0.18	6,337	0.09	12,905	0.18	2,170	0.03	12,905	0.18	0	0.00	12,905	0.18	811	0.00
999999 - OTHER	120,716	0.00	0	0.00	124,579	0.00	0	0.00	124,579	0.00	0	0.00	124,579	0.00	0	0.00
O99999 - OTHER	0	0.00	0	0.00	0	0.00	0	0.00	0	0.00	0	0.00	0	0.00	26,784	0.00
BUCKET - LEAVE PAYOUTS	0	0.00	9,442	0.00	0	0.00	4,637	0.00	0	0.00	0	0.00	0	0.00	0	0.00
BUCKET - PLANNED HOURLY WAGES	0	0.00	86,998	1.23	0	0.00	36,523	0.48	0	0.00	0	0.00	0	0.00	0	0.00
Total	2,310,792	29.87	2,242,882	34.01	2,364,097	29.87	1,069,885	15.77	2,764,097	29.87	0	0.00	2,764,097	29.87	122,839	0.00
Total General Revenue	753,754	5.97	488,799	7.35	757,234	5.97	537,837	7.84	757,234	5.97	0	0.00	757,234	5.97	20,431	0.00
Total Federal	1,355,483	23.40	1,689,465	25.48	1,398,858	23.40	513,268	7.62	1,798,858	23.40	0	0.00	1,798,858	23.40	99,879	0.00
Total Other Funds	201,555	0.50	64,618	1.17	208,005	0.50	18,780	0.32	208,005	0.50	0	0.00	208,005	0.50	2,529	0.00

Note: Totals Include Non-Counts

JOB CLASS DETAIL

	FY24 Budget		FY24 Actual		FY25 Budget		FY25 Actual as of 1/27/25		FY26 DTREQ Core		FY26 DTREQ New Decision Items		FY26 GVREC Core		FY26 GVREC New Decision Items	
	Amount	FTE	Amount	FTE	Amount	FTE	Amount	FTE	Amount	FTE	Amount	FTE	Amount	FTE	Amount	FTE
	350015B:Dhewd It Consolidation															
009763 - DATA PROCESSOR TECHNICAL	38,777	0.20	0	0.00	40,018	0.20	0	0.00	40,018	0.20	0	0.00	40,018	0.20	0	0.00
009766 - DATA PROCESSING MANAGER	69,183	0.82	0	0.00	71,397	0.82	0	0.00	71,397	0.82	0	0.00	71,397	0.82	0	0.00
009871 - SPECIAL ASST PROFESSIONAL	227	0.00	0	0.00	234	0.00	0	0.00	234	0.00	0	0.00	234	0.00	0	0.00
009996 - UCP PENDING CLASSIFICATION - 1	91,766	0.00	0	0.00	94,703	0.00	0	0.00	4,703	0.00	0	0.00	4,703	0.00	0	0.00
009997 - UCP PENDING CLASSIFICATION - 0	98,290	0.00	0	0.00	101,435	0.00	0	0.00	1,435	0.00	0	0.00	1,435	0.00	0	0.00
02AM30 - LEAD ADMIN SUPPORT ASSISTANT	998	0.02	1,190	0.03	1,030	0.02	612	0.01	1,030	0.02	0	0.00	1,030	0.02	12	0.00
14AS10 - ASSOC APPLICATIONS DEVELOPER	280,938	6.80	75,568	1.35	289,928	6.80	40,765	0.72	289,928	6.80	0	0.00	289,928	6.80	755	0.00
14AS20 - APPLICATIONS DEVELOPER	318,108	0.00	115,015	1.86	258,504	0.00	69,416	1.09	240,504	0.00	0	0.00	240,504	0.00	1,972	0.00
14AS30 - SENIOR APPLICATIONS DEVELOPER	104,812	1.87	89,221	1.18	108,166	1.87	46,442	0.60	108,166	1.87	0	0.00	108,166	1.87	5,146	0.00
14AS50 - APPLICATIONS DEVELOPMENT MGR	0	0.00	20,945	0.23	0	0.00	11,921	0.13	0	0.00	0	0.00	0	0.00	1,534	0.00
14CO10 - COMPUTER OPERATIONS CLERK	20,931	0.12	0	0.00	21,601	0.12	0	0.00	21,601	0.12	0	0.00	21,601	0.12	0	0.00
14DM50 - DATA MANAGER	5,234	0.00	0	0.00	5,401	0.00	0	0.00	5,401	0.00	0	0.00	5,401	0.00	0	0.00
14EA10 - ENTERPRISE ARCHITECT	0	0.00	2,079	0.02	0	0.00	310	0.00	0	0.00	0	0.00	0	0.00	0	0.00
14GI20 - GEOGRAPHIC INFO SYSTEMS SPEC	46,688	0.19	5,017	0.08	48,182	0.19	3,005	0.05	48,182	0.19	0	0.00	48,182	0.19	62	0.00
14IM10 - DIR STRATEGY & PLANNING LVL 1	0	0.00	30,979	0.38	0	0.00	15,944	0.19	0	0.00	0	0.00	0	0.00	1,918	0.00
14IM20 - DIR STRATEGY & PLANNING LVL 2	0	0.00	52,638	0.50	0	0.00	27,091	0.25	0	0.00	0	0.00	0	0.00	5,432	0.00
14IP10 - BUSINESS ANALYST	14,491	4.67	63,698	0.94	14,955	4.67	29,892	0.43	14,955	4.67	0	0.00	14,955	4.67	3,340	0.00
14IP20 - SENIOR BUSINESS ANALYST	0	0.00	8,977	0.12	0	0.00	6,954	0.09	0	0.00	0	0.00	0	0.00	156	0.00
14IP30 - PROJECT MANAGER	266,080	2.38	59,342	0.81	274,595	2.38	38,420	0.49	274,595	2.38	0	0.00	274,595	2.38	3,097	0.00
14IP40 - SENIOR PROJECT MANAGER	9,358	0.10	5,185	0.06	9,657	0.10	3,052	0.03	9,657	0.10	0	0.00	9,657	0.10	1,270	0.00
14QC20 - QUALITY CONTROL SPECIALIST	0	0.00	64,923	0.96	0	0.00	30,572	0.44	0	0.00	0	0.00	0	0.00	5,963	0.00
14QC40 - QUALITY CONTROL MANAGER	0	0.00	7,928	0.09	0	0.00	0	0.00	0	0.00	0	0.00	0	0.00	0	0.00
14SA10 - SYSTEMS ADMINISTRATION TECH	138,070	1.45	49,533	0.92	142,488	1.45	25,138	0.48	140,488	1.45	0	0.00	140,488	1.45	526	0.00
14SA20 - SYSTEMS ADMINISTRATION SPEC	443,645	8.64	31	0.00	457,842	8.64	193	0.00	457,842	8.64	0	0.00	457,842	8.64	0	0.00
14SA30 - SR SYSTEMS ADMINISTRATION SPEC	1,923	0.00	0	0.00	1,985	0.00	0	0.00	1,985	0.00	0	0.00	1,985	0.00	0	0.00
14SA40 - SYSTEMS ADMINISTRATOR	3,958	0.00	0	0.00	4,085	0.00	0	0.00	4,085	0.00	0	0.00	4,085	0.00	0	0.00
14TS20 - CLIENT SUPPORT TECH-TIER 2	0	0.00	35,507	0.65	0	0.00	20,762	0.39	0	0.00	0	0.00	0	0.00	1,072	0.00
14TS30 - SENIOR CLIENT SUPPORT TECH	27,124	0.03	85,202	1.22	27,992	0.03	46,343	0.65	27,992	0.03	0	0.00	27,992	0.03	9,050	0.00
14TS40 - CLIENT SUPPORT SUPERVISOR	0	0.00	21,612	0.29	0	0.00	10,536	0.14	0	0.00	0	0.00	0	0.00	2,297	0.00
999999 - OTHER	1	0.00	0	0.00	1	0.00	0	0.00	1	0.00	0	0.00	1	0.00	0	0.00
O99999 - OTHER	0	0.00	0	0.00	0	0.00	0	0.00	0	0.00	0	0.00	0	0.00	18,075	0.00
BUCKET - LEAVE PAYOUTS	0	0.00	561	0.00	0	0.00	0	0.00	0	0.00	0	0.00	0	0.00	0	0.00
BUCKET - PLANNED HOURLY WAGES	0	0.00	81,020	0.46	0	0.00	46,263	0.26	0	0.00	0	0.00	0	0.00	0	0.00
Total	1,980,602	27.29	876,169	12.16	1,974,199	27.29	473,629	6.43	1,764,199	27.29	0	0.00	1,764,199	27.29	61,677	0.00
Total General Revenue	745,933	11.06	609,973	8.31	700,021	11.06	326,439	4.27	700,021	11.06	0	0.00	700,021	11.06	36,124	0.00
Total Federal	983,980	16.23	266,196	3.86	1,015,467	16.23	147,190	2.16	1,015,467	16.23	0	0.00	1,015,467	16.23	25,066	0.00
Total Other Funds	250,689	0.00	0	0.00	258,711	0.00	0	0.00	48,711	0.00	0	0.00	48,711	0.00	487	0.00

Note: Totals Include Non-Counts

JOB CLASS DETAIL

	FY24 Budget		FY24 Actual		FY25 Budget		FY25 Actual as of 1/27/25		FY26 DTREQ Core		FY26 DTREQ New Decision Items		FY26 GVREC Core		FY26 GVREC New Decision Items	
	Amount	FTE	Amount	FTE	Amount	FTE	Amount	FTE	Amount	FTE	Amount	FTE	Amount	FTE	Amount	FTE
350016B:Dor It Consolidation																
009707 - DESIGNATED PRINCIPAL ASST DIV	0	0.00	0	0.00	0	0.00	0	0.00	0	0.00	0	0.00	0	0.00	12,105	0.00
009763 - DATA PROCESSOR TECHNICAL	47,068	1.57	0	0.00	48,574	1.57	0	0.00	48,574	1.57	0	0.00	48,574	1.57	0	0.00
009766 - DATA PROCESSING MANAGER	75,635	0.59	0	0.00	78,055	0.59	0	0.00	78,055	0.59	0	0.00	78,055	0.59	0	0.00
009871 - SPECIAL ASST PROFESSIONAL	107	0.00	31,821	0.41	110	0.00	15,386	0.20	110	0.00	0	0.00	110	0.00	1,234	0.00
009996 - UCP PENDING CLASSIFICATION - 1	0	0.00	40,907	0.65	0	0.00	0	0.00	0	0.00	0	0.00	0	0.00	0	0.00
02AM30 - LEAD ADMIN SUPPORT ASSISTANT	13,353	0.28	23,795	0.50	13,781	0.28	12,247	0.25	13,781	0.28	0	0.00	13,781	0.28	246	0.00
02AM40 - ADMIN SUPPORT PROFESSIONAL	2,132	0.04	0	0.00	2,200	0.04	0	0.00	2,200	0.04	0	0.00	2,200	0.04	0	0.00
03MM20 - SENIOR MULTIMEDIA SPECIALIST	0	0.00	17,534	0.32	0	0.00	9,048	0.15	0	0.00	0	0.00	0	0.00	544	0.00
03PR30 - PUBLIC RELATIONS COORDINATOR	0	0.00	27,426	0.46	0	0.00	14,115	0.23	0	0.00	0	0.00	0	0.00	283	0.00
11AB10 - AGENCY BUDGET ANALYST	107	0.00	0	0.00	110	0.00	0	0.00	110	0.00	0	0.00	110	0.00	0	0.00
14AS10 - ASSOC APPLICATIONS DEVELOPER	2,017,429	10.34	769,694	15.30	2,030,387	10.34	329,684	6.41	2,030,387	10.34	0	0.00	2,030,387	10.34	24,873	0.00
14AS20 - APPLICATIONS DEVELOPER	447,980	1.00	859,829	12.50	462,315	1.00	518,356	7.53	462,315	1.00	0	0.00	462,315	1.00	67,480	0.00
14AS30 - SENIOR APPLICATIONS DEVELOPER	778,379	6.30	795,129	10.11	803,287	6.30	480,538	5.88	803,287	6.30	0	0.00	803,287	6.30	67,453	0.00
14AS40 - APPLICATIONS DEVELOPMENT SPEC	127,442	1.03	161,963	1.78	131,520	1.03	93,603	1.00	131,520	1.03	0	0.00	131,520	1.03	16,870	0.00
14AS50 - APPLICATIONS DEVELOPMENT MGR	212,995	1.64	168,801	1.84	219,811	1.64	55,246	0.57	219,811	1.64	0	0.00	219,811	1.64	10,279	0.00
14CO10 - COMPUTER OPERATIONS CLERK	404,799	5.17	0	0.00	417,752	5.17	0	0.00	417,752	5.17	0	0.00	417,752	5.17	0	0.00
14DM10 - DATA TECHNICIAN	85,880	1.50	147,451	2.74	88,628	1.50	83,999	1.51	88,628	1.50	0	0.00	88,628	1.50	2,214	0.00
14DM20 - DATA ANALYST	1,043,687	11.95	270,550	4.05	1,077,085	11.95	102,614	1.50	1,077,085	11.95	0	0.00	1,077,085	11.95	8,461	0.00
14DM30 - DATA SPECIALIST	72,626	1.75	111,010	1.38	74,950	1.75	138,781	1.67	74,950	1.75	0	0.00	74,950	1.75	24,853	0.00
14DM40 - SENIOR DATA SPECIALIST	0	0.00	79,699	0.88	0	0.00	46,567	0.50	0	0.00	0	0.00	0	0.00	9,338	0.00
14DM50 - DATA MANAGER	66,200	0.15	80,328	0.88	68,318	0.15	43,223	0.45	68,318	0.15	0	0.00	68,318	0.15	8,667	0.00
14EA10 - ENTERPRISE ARCHITECT	0	0.00	200,249	2.61	0	0.00	122,226	1.50	0	0.00	0	0.00	0	0.00	15,177	0.00
14EA20 - SENIOR ENTERPRISE ARCHITECT	0	0.00	16,292	0.17	0	0.00	6,328	0.06	0	0.00	0	0.00	0	0.00	1,199	0.00
14GI20 - GEOGRAPHIC INFO SYSTEMS SPEC	41,682	0.14	35,938	0.53	43,016	0.14	0	0.00	43,016	0.14	0	0.00	43,016	0.14	0	0.00
14GI25 - GEOGRAPHIC INFO SYSTEMS DEV	0	0.00	28,098	0.41	0	0.00	31,070	0.44	0	0.00	0	0.00	0	0.00	690	0.00
14IM30 - DIR STRATEGY & PLANNING LVL 3	0	0.00	83,343	0.75	0	0.00	0	0.00	0	0.00	0	0.00	0	0.00	0	0.00
14IP10 - BUSINESS ANALYST	364,347	6.60	138,604	2.34	376,006	6.60	71,319	1.18	376,006	6.60	0	0.00	376,006	6.60	5,525	0.00
14IP20 - SENIOR BUSINESS ANALYST	0	0.00	140,170	1.91	0	0.00	72,383	0.96	0	0.00	0	0.00	0	0.00	6,212	0.00
14IP30 - PROJECT MANAGER	0	0.00	75,518	1.05	0	0.00	29,313	0.41	0	0.00	0	0.00	0	0.00	1,019	0.00
14IP40 - SENIOR PROJECT MANAGER	9,071	0.01	88,566	1.02	9,361	0.01	62,367	0.70	9,361	0.01	0	0.00	9,361	0.01	947	0.00
14IP50 - PROJECT MANAGER DIRECTOR	0	0.00	87,042	0.89	0	0.00	40,695	0.40	0	0.00	0	0.00	0	0.00	7,156	0.00
14NI10 - NETWORK INFRASTRUCTURE TECH	0	0.00	0	0.00	0	0.00	3,951	0.08	0	0.00	0	0.00	0	0.00	495	0.00
14NI20 - NETWORK INFRASTRUCTURE SPEC	0	0.00	81,512	1.00	0	0.00	43,124	0.50	0	0.00	0	0.00	0	0.00	8,647	0.00
14NI40 - NETWORK INFRASTRUCTURE SPV	23,004	0.25	480	0.01	23,740	0.25	942	0.01	23,740	0.25	0	0.00	23,740	0.25	68	0.00
14QC10 - QUALITY CONTROL TECHNICIAN	0	0.00	7,008	0.12	0	0.00	29,511	0.50	0	0.00	0	0.00	0	0.00	5,917	0.00
14QC20 - QUALITY CONTROL SPECIALIST	10,624	0.00	0	0.00	10,964	0.00	0	0.00	10,964	0.00	0	0.00	10,964	0.00	0	0.00
14QC30 - QUALITY CONTROL COORDINATOR	0	0.00	16,687	0.21	0	0.00	40,008	0.50	0	0.00	0	0.00	0	0.00	8,035	0.00
14SA10 - SYSTEMS ADMINISTRATION TECH	117,282	2.94	212,810	3.82	121,035	2.94	102,673	1.76	121,035	2.94	0	0.00	121,035	2.94	4,507	0.00
14SA20 - SYSTEMS ADMINISTRATION SPEC	0	0.00	145,356	2.10	0	0.00	80,161	1.12	0	0.00	0	0.00	0	0.00	10,871	0.00
14SA30 - SR SYSTEMS ADMINISTRATION SPEC	285,880	4.00	201,094	2.62	295,028	4.00	89,626	1.13	295,028	4.00	0	0.00	295,028	4.00	11,922	0.00
14SA40 - SYSTEMS ADMINISTRATOR	0	0.00	54,527	0.60	0	0.00	16,874	0.17	0	0.00	0	0.00	0	0.00	0	0.00
14TS20 - CLIENT SUPPORT TECH-TIER 2	0	0.00	506,407	9.84	0	0.00	307,258	5.67	0	0.00	0	0.00	0	0.00	17,250	0.00
14TS30 - SENIOR CLIENT SUPPORT TECH	0	0.00	10,675	0.16	0	0.00	14,121	0.21	0	0.00	0	0.00	0	0.00	2,249	0.00
14TS40 - CLIENT SUPPORT SUPERVISOR	0	0.00	53,410	0.78	0	0.00	36,283	0.50	0	0.00	0	0.00	0	0.00	3,572	0.00
14TS50 - CLIENT SUPPORT MANAGER	0	0.00	17,201	0.20	0	0.00	9,945	0.11	0	0.00	0	0.00	0	0.00	93	0.00
999999 - OTHER	45,625	0.00	0	0.00	47,085	0.00	0	0.00	47,085	0.00	0	0.00	47,085	0.00	0	0.00
O99999 - OTHER	0	0.00	0	0.00	0	0.00	0	0.00	0	0.00	0	0.00	0	0.00	61,917	0.00
BUCKET - LEAVE PAYOUTS	0	0.00	7,360	0.00	0	0.00	22,252	0.00	0	0.00	0	0.00	0	0.00	0	0.00
BUCKET - PLANNED HOURLY WAGES	0	0.00	33,029	0.53	0	0.00	21,273	0.28	0	0.00	0	0.00	0	0.00	0	0.00
Total	6,293,334	57.25	5,827,312	87.46	6,443,118	57.25	3,197,112	46.02	6,443,118	57.25	0	0.00	6,443,118	57.25	428,368	0.00
Total General Revenue	5,101,270	38.35	4,991,313	75.39	5,212,908	38.35	2,946,450	42.40	5,212,908	38.35	0	0.00	5,212,908	38.35	375,895	0.00
Total Federal	1	0.00	0	0.00	1	0.00	0	0.00	1	0.00	0	0.00	1	0.00	0	0.00
Total Other Funds	1,192,063	18.90	835,999	12.06	1,230,209	18.90	250,662	3.62	1,230,209	18.90	0	0.00	1,230,209	18.90	52,473	0.00

Note: Totals Include Non-Counts

JOB CLASS DETAIL

	FY24 Budget		FY24 Actual		FY25 Budget		FY25 Actual as of 1/27/25		FY26 DTREQ Core		FY26 DTREQ New Decision Items		FY26 GVREC Core		FY26 GVREC New Decision Items			
	Amount	FTE	Amount	FTE	Amount	FTE	Amount	FTE	Amount	FTE	Amount	FTE	Amount	FTE	Amount	FTE		
350017B:Oa It Consolidation																		
000159 - INFORMATION TECHNOLOGY SUPV	1	0.00	0	0.00	1	0.00	0	0.00	1	0.00	0	0.00	1	0.00	0	0.00	0	0.00
009707 - DESIGNATED PRINCIPAL ASST DIV	97,685	0.97	83,936	0.84	100,811	0.97	1,542	0.02	100,811	0.97	0	0.00	100,811	0.97	0	0.00	0	0.00
009763 - DATA PROCESSOR TECHNICAL	18,400	0.32	29,906	0.34	18,989	0.32	5,079	0.06	18,989	0.32	0	0.00	18,989	0.32	0	0.00	0	0.00
009766 - DATA PROCESSING MANAGER	22,668	0.27	170,761	1.63	23,393	0.27	0	0.00	23,393	0.27	0	0.00	23,393	0.27	0	0.00	0	0.00
009810 - MISCELLANEOUS TECHNICAL	0	0.00	104,924	1.35	0	0.00	0	0.00	0	0.00	0	0.00	0	0.00	0	0.00	0	0.00
009811 - MISCELLANEOUS PROFESSIONAL	0	0.00	96,121	1.23	0	0.00	36,008	0.57	0	0.00	0	0.00	0	0.00	0	0.00	702	0.00
009812 - MISCELLANEOUS SUPERVISORY	0	0.00	197,651	2.14	0	0.00	74	0.00	0	0.00	0	0.00	0	0.00	0	0.00	0	0.00
009871 - SPECIAL ASST PROFESSIONAL	8,773	0.00	172,060	1.75	9,054	0.00	34,402	0.38	9,054	0.00	0	0.00	9,054	0.00	0	0.00	2,674	0.00
009996 - UCP PENDING CLASSIFICATION - 1	0	0.00	1,243	0.02	0	0.00	0	0.00	0	0.00	0	0.00	0	0.00	0	0.00	0	0.00
02AM20 - ADMIN SUPPORT ASSISTANT	1	0.00	25,710	0.60	1	0.00	0	0.00	1	0.00	0	0.00	1	0.00	0	0.00	0	0.00
02PS30 - SENIOR PROGRAM SPECIALIST	0	0.00	72,781	1.02	0	0.00	45,131	0.62	0	0.00	0	0.00	0	0.00	0	0.00	5,209	0.00
14AS10 - ASSOC APPLICATIONS DEVELOPER	533,974	3.55	443,109	8.87	551,061	3.55	238,385	4.68	551,061	3.55	0	0.00	551,061	3.55	18,376	0.00	0	0.00
14AS20 - APPLICATIONS DEVELOPER	901,266	4.95	597,841	8.89	931,707	4.95	270,677	3.86	931,707	4.95	0	0.00	931,707	4.95	37,286	0.00	0	0.00
14AS30 - SENIOR APPLICATIONS DEVELOPER	811,540	2.95	691,463	8.41	837,510	2.95	361,773	4.25	837,510	2.95	0	0.00	837,510	2.95	60,298	0.00	0	0.00
14AS40 - APPLICATIONS DEVELOPMENT SPEC	122,139	0.01	160,074	1.75	126,047	0.01	85,089	0.91	126,047	0.01	0	0.00	126,047	0.01	16,205	0.00	0	0.00
14AS50 - APPLICATIONS DEVELOPMENT MGR	183,056	0.50	97,572	1.03	190,194	0.50	49,408	0.51	190,194	0.50	0	0.00	190,194	0.50	9,764	0.00	0	0.00
14CO10 - COMPUTER OPERATIONS CLERK	10,120	0.25	0	0.00	10,444	0.25	1,009	0.02	10,444	0.25	0	0.00	10,444	0.25	53	0.00	0	0.00
14CO15 - SR NETWORK OPERATIONS TECH	0	0.00	1,484	0.02	0	0.00	0	0.00	0	0.00	0	0.00	0	0.00	0	0.00	0	0.00
14DM10 - DATA TECHNICIAN	0	0.00	165	0.00	0	0.00	128	0.00	0	0.00	0	0.00	0	0.00	0	0.00	28	0.00
14DM20 - DATA ANALYST	0	0.00	17,382	0.26	0	0.00	69,545	1.00	0	0.00	0	0.00	0	0.00	2,095	0.00	0	0.00
14DM30 - DATA SPECIALIST	0	0.00	96,633	1.26	0	0.00	40,146	0.51	0	0.00	0	0.00	0	0.00	1,581	0.00	0	0.00
14DM40 - SENIOR DATA SPECIALIST	0	0.00	257	0.00	0	0.00	0	0.00	0	0.00	0	0.00	0	0.00	0	0.00	0	0.00
14DM50 - DATA MANAGER	0	0.00	105	0.00	0	0.00	0	0.00	0	0.00	0	0.00	0	0.00	0	0.00	0	0.00
14EA10 - ENTERPRISE ARCHITECT	0	0.00	52,530	0.58	0	0.00	36,471	0.39	0	0.00	0	0.00	0	0.00	6,973	0.00	0	0.00
14EA20 - SENIOR ENTERPRISE ARCHITECT	0	0.00	107,744	1.14	0	0.00	44,223	0.46	0	0.00	0	0.00	0	0.00	7,352	0.00	0	0.00
14GI20 - GEOGRAPHIC INFO SYSTEMS SPEC	0	0.00	13,396	0.22	0	0.00	820	0.01	0	0.00	0	0.00	0	0.00	54	0.00	0	0.00
14IM20 - DIR STRATEGY & PLANNING LVL 2	0	0.00	52,638	0.50	0	0.00	64,243	0.63	0	0.00	0	0.00	0	0.00	13,166	0.00	0	0.00
14IM30 - DIR STRATEGY & PLANNING LVL 3	0	0.00	98	0.00	0	0.00	0	0.00	0	0.00	0	0.00	0	0.00	0	0.00	0	0.00
14IP10 - BUSINESS ANALYST	12,433	0.00	157,219	2.64	12,831	0.00	145,083	2.46	12,831	0.00	0	0.00	12,831	0.00	5,754	0.00	0	0.00
14IP20 - SENIOR BUSINESS ANALYST	0	0.00	349,485	4.47	640	0.00	150,888	1.90	640	0.00	0	0.00	640	0.00	19,073	0.00	0	0.00
14IP30 - PROJECT MANAGER	233,944	0.00	200,433	2.78	241,430	0.00	85,989	1.14	241,430	0.00	0	0.00	241,430	0.00	16,073	0.00	0	0.00
14IP40 - SENIOR PROJECT MANAGER	0	0.00	3,344	0.04	0	0.00	33,042	0.35	0	0.00	0	0.00	0	0.00	4,637	0.00	0	0.00
14IP50 - PROJECT MANAGER DIRECTOR	0	0.00	2,529	0.03	0	0.00	47	0.00	0	0.00	0	0.00	0	0.00	0	0.00	0	0.00
14NI10 - NETWORK INFRASTRUCTURE TECH	0	0.00	202	0.00	0	0.00	134	0.00	0	0.00	0	0.00	0	0.00	0	0.00	0	0.00
14QC10 - QUALITY CONTROL TECHNICIAN	0	0.00	12,084	0.25	0	0.00	25,191	0.51	0	0.00	0	0.00	0	0.00	1,543	0.00	0	0.00
14QC20 - QUALITY CONTROL SPECIALIST	0	0.00	4,763	0.07	0	0.00	4,145	0.06	0	0.00	0	0.00	0	0.00	0	0.00	0	0.00
14QC30 - QUALITY CONTROL COORDINATOR	0	0.00	77	0.00	0	0.00	56	0.00	0	0.00	0	0.00	0	0.00	0	0.00	0	0.00
14SA10 - SYSTEMS ADMINISTRATION TECH	164,059	0.35	68,893	1.21	169,309	0.35	29,463	0.49	169,309	0.35	0	0.00	169,309	0.35	6,173	0.00	0	0.00
14SA20 - SYSTEMS ADMINISTRATION SPEC	0	0.00	186,897	2.75	800	0.00	56,019	0.78	800	0.00	0	0.00	800	0.00	4,964	0.00	0	0.00
14SA30 - SR SYSTEMS ADMINISTRATION SPEC	11,362	0.00	7,604	0.10	11,726	0.00	24,208	0.26	11,726	0.00	0	0.00	11,726	0.00	1,469	0.00	0	0.00
14SA40 - SYSTEMS ADMINISTRATOR	0	0.00	436	0.01	0	0.00	0	0.00	0	0.00	0	0.00	0	0.00	0	0.00	0	0.00
14SE10 - CYBERSECURITY TECHNICIAN	0	0.00	1,179	0.02	0	0.00	0	0.00	0	0.00	0	0.00	0	0.00	0	0.00	0	0.00
14SE30 - CYBERSECURITY SPECIALIST	0	0.00	273	0.00	0	0.00	0	0.00	0	0.00	0	0.00	0	0.00	0	0.00	0	0.00
14SE40 - SR CYBERSECURITY SPECIALIST	0	0.00	48	0.00	0	0.00	0	0.00	0	0.00	0	0.00	0	0.00	0	0.00	0	0.00
14TS20 - CLIENT SUPPORT TECH-TIER 2	0	0.00	842,894	15.68	800	0.00	465,812	8.52	800	0.00	0	0.00	800	0.00	31,395	0.00	0	0.00
14TS30 - SENIOR CLIENT SUPPORT TECH	0	0.00	147,886	2.30	0	0.00	77,740	1.18	0	0.00	0	0.00	0	0.00	12,036	0.00	0	0.00
14TS40 - CLIENT SUPPORT SUPERVISOR	0	0.00	446,633	6.36	0	0.00	229,213	3.14	0	0.00	0	0.00	0	0.00	25,389	0.00	0	0.00
14TS50 - CLIENT SUPPORT MANAGER	1	0.00	345,153	4.07	1	0.00	141,119	1.58	1	0.00	0	0.00	1	0.00	21,738	0.00	0	0.00
999999 - OTHER	12,355	0.00	0	0.00	12,750	0.00	0	0.00	12,750	0.00	0	0.00	12,750	0.00	0	0.00	0	0.00
O99999 - OTHER	0	0.00	0	0.00	0	0.00	0	0.00	0	0.00	0	0.00	0	0.00	30,315	0.00	0	0.00
BUCKET - LEAVE PAYOUTS	0	0.00	11,703	0.00	0	0.00	3,513	0.00	0	0.00	0	0.00	0	0.00	0	0.00	0	0.00
BUCKET - PLANNED HOURLY WAGES	0	0.00	135,446	2.47	0	0.00	28,057	0.43	0	0.00	0	0.00	0	0.00	0	0.00	0	0.00
Total	3,143,777	14.12	6,212,767	89.11	3,249,499	14.12	2,883,872	41.67	3,249,499	14.12	0	0.00	3,249,499	14.12	362,375	0.00	0	0.00
Total General Revenue	3,090,307	13.50	6,188,404	88.69	3,194,317	13.50	2,872,127	41.47	3,194,317	13.50	0	0.00	3,194,317	13.50	360,632	0.00	0	0.00
Total Federal	1	0.00	0	0.00	1	0.00	0	0.00	1	0.00	0	0.00	1	0.00	0	0.00	0	0.00
Total Other Funds	53,469	0.62	24,363	0.42	55,181	0.62	11,745	0.20	55,181	0.62	0	0.00	55,181	0.62	1,743	0.00	0	0.00

Note: Totals Include Non-Counts

JOB CLASS DETAIL

	FY24 Budget		FY24 Actual		FY25 Budget		FY25 Actual as of 1/27/25		FY26 DTREQ Core		FY26 DTREQ New Decision Items		FY26 GVREC Core		FY26 GVREC New Decision Items	
	Amount	FTE	Amount	FTE	Amount	FTE	Amount	FTE	Amount	FTE	Amount	FTE	Amount	FTE	Amount	FTE
350018B:Mda It Consolidation																
009763 - DATA PROCESSOR TECHNICAL	32,627	0.70	0	0.00	33,671	0.70	0	0.00	33,671	0.70	0	0.00	33,671	0.70	0	0.00
009766 - DATA PROCESSING MANAGER	53,857	0.60	0	0.00	55,580	0.60	0	0.00	55,580	0.60	0	0.00	55,580	0.60	0	0.00
009871 - SPECIAL ASST PROFESSIONAL	0	0.00	26,138	0.25	0	0.00	13,452	0.12	0	0.00	0	0.00	0	0.00	2,697	0.00
14AS10 - ASSOC APPLICATIONS DEVELOPER	31,644	0.11	59,524	1.15	32,657	0.11	28,107	0.50	32,657	0.11	0	0.00	32,657	0.11	1,348	0.00
14AS20 - APPLICATIONS DEVELOPER	103,574	0.45	34,239	0.62	106,889	0.45	30,499	0.54	106,889	0.45	0	0.00	106,889	0.45	525	0.00
14AS30 - SENIOR APPLICATIONS DEVELOPER	153,454	1.94	39,639	0.49	158,364	1.94	10,281	0.13	158,364	1.94	0	0.00	158,364	1.94	1,657	0.00
14AS50 - APPLICATIONS DEVELOPMENT MGR	2,522	0.00	15,886	0.18	2,603	0.00	9,066	0.10	2,603	0.00	0	0.00	2,603	0.00	111	0.00
14CO10 - COMPUTER OPERATIONS CLERK	1,994	0.00	0	0.00	2,058	0.00	0	0.00	2,058	0.00	0	0.00	2,058	0.00	0	0.00
14IM10 - DIR STRATEGY & PLANNING LVL 1	0	0.00	68,234	0.70	0	0.00	35,118	0.35	0	0.00	0	0.00	0	0.00	7,042	0.00
14IP10 - BUSINESS ANALYST	35,576	0.63	2,233	0.04	36,714	0.63	117	0.00	36,714	0.63	0	0.00	36,714	0.63	0	0.00
14IP20 - SENIOR BUSINESS ANALYST	0	0.00	20,709	0.28	0	0.00	9,706	0.13	0	0.00	0	0.00	0	0.00	234	0.00
14IP30 - PROJECT MANAGER	31,614	0.00	75,578	1.03	32,626	0.00	37,981	0.50	32,626	0.00	0	0.00	32,626	0.00	4,557	0.00
14QC20 - QUALITY CONTROL SPECIALIST	2,823	0.00	359	0.00	2,913	0.00	0	0.00	2,913	0.00	0	0.00	2,913	0.00	0	0.00
14QC30 - QUALITY CONTROL COORDINATOR	0	0.00	243	0.00	0	0.00	116	0.00	0	0.00	0	0.00	0	0.00	0	0.00
14QC40 - QUALITY CONTROL MANAGER	0	0.00	10,432	0.11	0	0.00	0	0.00	0	0.00	0	0.00	0	0.00	0	0.00
14SA10 - SYSTEMS ADMINISTRATION TECH	15,018	0.37	0	0.00	15,499	0.37	0	0.00	15,499	0.37	0	0.00	15,499	0.37	0	0.00
14TS20 - CLIENT SUPPORT TECH-TIER 2	0	0.00	324	0.01	0	0.00	0	0.00	0	0.00	0	0.00	0	0.00	0	0.00
14TS30 - SENIOR CLIENT SUPPORT TECH	387	0.01	0	0.00	399	0.01	0	0.00	399	0.01	0	0.00	399	0.01	0	0.00
999999 - OTHER	1	0.00	0	0.00	1	0.00	0	0.00	1	0.00	0	0.00	1	0.00	0	0.00
O99999 - OTHER	0	0.00	0	0.00	0	0.00	0	0.00	0	0.00	0	0.00	0	0.00	4,654	0.00
BUCKET - LEAVE PAYOUTS	0	0.00	576	0.00	0	0.00	0	0.00	0	0.00	0	0.00	0	0.00	0	0.00
BUCKET - PLANNED HOURLY WAGES	0	0.00	20,050	0.24	0	0.00	19,805	0.23	0	0.00	0	0.00	0	0.00	0	0.00
Total	465,091	4.81	374,163	5.10	479,974	4.81	194,247	2.59	479,974	4.81	0	0.00	479,974	4.81	22,825	0.00
Total General Revenue	330,542	3.71	371,746	5.06	341,119	3.71	194,247	2.59	341,119	3.71	0	0.00	341,119	3.71	21,436	0.00
Total Federal	1	0.00	0	0.00	1	0.00	0	0.00	1	0.00	0	0.00	1	0.00	0	0.00
Total Other Funds	134,548	1.10	2,417	0.04	138,854	1.10	0	0.00	138,854	1.10	0	0.00	138,854	1.10	1,389	0.00

Note: Totals Include Non-Counts

JOB CLASS DETAIL

	FY24 Budget		FY24 Actual		FY25 Budget		FY25 Actual as of 1/27/25		FY26 DTREQ Core		FY26 DTREQ New Decision Items		FY26 GVREC Core		FY26 GVREC New Decision Items	
	Amount	FTE	Amount	FTE	Amount	FTE	Amount	FTE	Amount	FTE	Amount	FTE	Amount	FTE	Amount	FTE
350019B:Dnr It Consolidation																
009763 - DATA PROCESSOR TECHNICAL	36,376	0.07	0	0.00	37,540	0.07	0	0.00	37,540	0.07	0	0.00	37,540	0.07	0	0.00
009766 - DATA PROCESSING MANAGER	92,955	0.74	0	0.00	95,930	0.74	0	0.00	95,930	0.74	0	0.00	95,930	0.74	0	0.00
009871 - SPECIAL ASST PROFESSIONAL	734	0.00	0	0.00	758	0.00	0	0.00	758	0.00	0	0.00	758	0.00	0	0.00
02AM30 - LEAD ADMIN SUPPORT ASSISTANT	33,439	0.81	3,488	0.07	34,510	0.81	0	0.00	34,510	0.81	0	0.00	34,510	0.81	0	0.00
14AS10 - ASSOC APPLICATIONS DEVELOPER	1,110,226	26.66	154,707	2.68	1,145,753	26.66	76,691	1.42	995,753	26.66	0	0.00	995,753	26.66	5,622	0.00
14AS20 - APPLICATIONS DEVELOPER	371,681	4.14	663,125	10.17	383,575	4.14	356,957	5.32	383,575	4.14	0	0.00	383,575	4.14	25,695	0.00
14AS30 - SENIOR APPLICATIONS DEVELOPER	746,839	10.72	227,733	2.90	770,738	10.72	126,532	1.57	670,738	10.72	0	0.00	670,738	10.72	15,391	0.00
14AS40 - APPLICATIONS DEVELOPMENT SPEC	11,283	0.10	91,530	1.00	11,644	0.10	47,107	0.50	11,644	0.10	0	0.00	11,644	0.10	9,446	0.00
14AS50 - APPLICATIONS DEVELOPMENT MGR	72,247	0.52	75,836	0.82	74,559	0.52	46,434	0.50	74,559	0.52	0	0.00	74,559	0.52	931	0.00
14DM30 - DATA SPECIALIST	0	0.00	162,342	2.00	0	0.00	83,552	1.00	0	0.00	0	0.00	0	0.00	16,754	0.00
14DM50 - DATA MANAGER	5,676	0.03	0	0.00	5,858	0.03	0	0.00	5,858	0.03	0	0.00	5,858	0.03	0	0.00
14GI20 - GEOGRAPHIC INFO SYSTEMS SPEC	407,741	3.76	252,937	3.93	420,789	3.76	110,796	1.66	395,789	3.76	0	0.00	395,789	3.76	2,843	0.00
14GI25 - GEOGRAPHIC INFO SYSTEMS DEV	0	0.00	138,009	2.00	0	0.00	73,670	1.00	0	0.00	0	0.00	0	0.00	6,922	0.00
14GI30 - GEOGRAPHIC INFO SYSTEMS SPV	55,087	0.64	84,868	0.97	56,850	0.64	45,970	0.48	56,850	0.64	0	0.00	56,850	0.64	6,408	0.00
14GI40 - GEOGRAPHIC INFO SYSTEMS MGR	0	0.00	238	0.00	0	0.00	25	0.00	0	0.00	0	0.00	0	0.00	0	0.00
14IM20 - DIR STRATEGY & PLANNING LVL 2	0	0.00	52,638	0.50	0	0.00	27,091	0.25	0	0.00	0	0.00	0	0.00	3,260	0.00
14IP10 - BUSINESS ANALYST	110,871	2.42	9,765	0.16	114,419	2.42	3,927	0.06	89,419	2.42	0	0.00	89,419	2.42	141	0.00
14IP20 - SENIOR BUSINESS ANALYST	397,321	5.80	7,771	0.10	410,035	5.80	4,167	0.06	310,035	5.80	0	0.00	310,035	5.80	303	0.00
14IP30 - PROJECT MANAGER	0	0.00	140,923	1.90	0	0.00	50,012	0.63	0	0.00	0	0.00	0	0.00	4,267	0.00
14IP40 - SENIOR PROJECT MANAGER	144,319	0.40	3,217	0.04	148,937	0.40	4,443	0.05	148,937	0.40	0	0.00	148,937	0.40	0	0.00
14SA10 - SYSTEMS ADMINISTRATION TECH	477,184	5.83	27,377	0.52	492,454	5.83	25,466	0.48	392,454	5.83	0	0.00	392,454	5.83	462	0.00
14SA20 - SYSTEMS ADMINISTRATION SPEC	0	0.00	99,425	1.51	0	0.00	50,593	0.74	0	0.00	0	0.00	0	0.00	10,121	0.00
14SA30 - SR SYSTEMS ADMINISTRATION SPEC	0	0.00	6,012	0.08	0	0.00	1,124	0.01	0	0.00	0	0.00	0	0.00	98	0.00
14SA40 - SYSTEMS ADMINISTRATOR	12,819	0.15	0	0.00	13,229	0.15	0	0.00	13,229	0.15	0	0.00	13,229	0.15	0	0.00
14TS20 - CLIENT SUPPORT TECH-TIER 2	0	0.00	728,675	12.72	0	0.00	411,853	7.08	0	0.00	0	0.00	0	0.00	51,476	0.00
14TS30 - SENIOR CLIENT SUPPORT TECH	176,933	2.62	85,113	1.31	182,594	2.62	28,965	0.44	182,594	2.62	0	0.00	182,594	2.62	7,668	0.00
14TS40 - CLIENT SUPPORT SUPERVISOR	0	0.00	89,088	1.32	0	0.00	46,556	0.67	0	0.00	0	0.00	0	0.00	8,495	0.00
14TS50 - CLIENT SUPPORT MANAGER	0	0.00	22,623	0.27	0	0.00	11,729	0.13	0	0.00	0	0.00	0	0.00	351	0.00
O99999 - OTHER	0	0.00	0	0.00	0	0.00	0	0.00	0	0.00	0	0.00	0	0.00	37,676	0.00
BUCKET - LEAVE PAYOUTS	0	0.00	34,160	0.00	0	0.00	14,627	0.00	0	0.00	0	0.00	0	0.00	0	0.00
BUCKET - PLANNED HOURLY WAGES	0	0.00	10,363	0.30	0	0.00	420	0.01	0	0.00	0	0.00	0	0.00	0	0.00
Total	4,263,731	65.41	3,171,962	47.27	4,400,172	65.41	1,648,707	24.07	3,900,172	65.41	0	0.00	3,900,172	65.41	214,330	0.00
Total General Revenue	487,457	4.59	442,457	6.60	623,898	4.59	229,628	3.36	623,898	4.59	0	0.00	623,898	4.59	30,695	0.00
Total Federal	842,163	12.16	690,472	10.28	842,163	12.16	358,442	5.23	842,163	12.16	0	0.00	842,163	12.16	46,722	0.00
Total Other Funds	2,934,111	48.66	2,039,033	30.38	2,934,111	48.66	1,060,636	15.48	2,434,111	48.66	0	0.00	2,434,111	48.66	136,913	0.00

Note: Totals Include Non-Counts

JOB CLASS DETAIL

	FY24 Budget		FY24 Actual		FY25 Budget		FY25 Actual as of 1/27/25		FY26 DTREQ Core		FY26 DTREQ New Decision Items		FY26 GVREC Core		FY26 GVREC New Decision Items	
	Amount	FTE	Amount	FTE	Amount	FTE	Amount	FTE	Amount	FTE	Amount	FTE	Amount	FTE	Amount	FTE
350020B:Ded It Consolidation																
009763 - DATA PROCESSOR TECHNICAL	389	0.00	0	0.00	402	0.00	0	0.00	402	0.00	0	0.00	402	0.00	0	0.00
009766 - DATA PROCESSING MANAGER	33,202	0.35	0	0.00	34,265	0.35	0	0.00	34,265	0.35	0	0.00	34,265	0.35	0	0.00
02AM30 - LEAD ADMIN SUPPORT ASSISTANT	3,202	0.07	3,569	0.08	3,305	0.07	1,837	0.04	3,305	0.07	0	0.00	3,305	0.07	36	0.00
14AS10 - ASSOC APPLICATIONS DEVELOPER	430,690	8.88	4,469	0.09	418,672	8.88	1,088	0.02	218,672	8.88	0	0.00	218,672	8.88	26	0.00
14AS20 - APPLICATIONS DEVELOPER	231,361	1.16	39,651	0.63	209,728	1.16	21,588	0.34	209,728	1.16	0	0.00	209,728	1.16	2,825	0.00
14AS30 - SENIOR APPLICATIONS DEVELOPER	65,505	0.53	60,461	0.78	67,602	0.53	29,123	0.35	67,602	0.53	0	0.00	67,602	0.53	2,794	0.00
14AS50 - APPLICATIONS DEVELOPMENT MGR	0	0.00	2,245	0.03	0	0.00	2,176	0.02	0	0.00	0	0.00	0	0.00	26	0.00
14DM50 - DATA MANAGER	4	0.00	0	0.00	4	0.00	0	0.00	4	0.00	0	0.00	4	0.00	0	0.00
14GI20 - GEOGRAPHIC INFO SYSTEMS SPEC	20,238	0.17	18,556	0.29	20,886	0.17	13,871	0.22	20,886	0.17	0	0.00	20,886	0.17	501	0.00
14GI30 - GEOGRAPHIC INFO SYSTEMS SPV	0	0.00	412	0.00	0	0.00	0	0.00	0	0.00	0	0.00	0	0.00	0	0.00
14IM10 - DIR STRATEGY & PLANNING LVL 1	0	0.00	9,783	0.12	0	0.00	5,035	0.06	0	0.00	0	0.00	0	0.00	605	0.00
14IP10 - BUSINESS ANALYST	20,670	0.38	31	0.00	21,331	0.38	0	0.00	21,331	0.38	0	0.00	21,331	0.38	0	0.00
14IP20 - SENIOR BUSINESS ANALYST	11,939	0.00	2,243	0.03	12,321	0.00	2,185	0.03	12,321	0.00	0	0.00	12,321	0.00	44	0.00
14IP30 - PROJECT MANAGER	0	0.00	9,193	0.14	0	0.00	8,826	0.13	0	0.00	0	0.00	0	0.00	122	0.00
14IP40 - SENIOR PROJECT MANAGER	7	0.00	0	0.00	7	0.00	0	0.00	7	0.00	0	0.00	7	0.00	0	0.00
14IP50 - PROJECT MANAGER DIRECTOR	0	0.00	222	0.00	0	0.00	765	0.01	0	0.00	0	0.00	0	0.00	0	0.00
14QC10 - QUALITY CONTROL TECHNICIAN	66,106	0.00	0	0.00	68,279	0.00	0	0.00	68,279	0.00	0	0.00	68,279	0.00	0	0.00
14QC40 - QUALITY CONTROL MANAGER	0	0.00	2,303	0.03	0	0.00	0	0.00	0	0.00	0	0.00	0	0.00	0	0.00
14SA10 - SYSTEMS ADMINISTRATION TECH	38,441	1.02	42	0.00	39,671	1.02	0	0.00	39,671	1.02	0	0.00	39,671	1.02	0	0.00
14TS20 - CLIENT SUPPORT TECH-TIER 2	0	0.00	22,316	0.43	0	0.00	23,505	0.46	0	0.00	0	0.00	0	0.00	1,023	0.00
14TS30 - SENIOR CLIENT SUPPORT TECH	5,334	0.14	8,883	0.14	5,504	0.14	6,298	0.10	5,504	0.14	0	0.00	5,504	0.14	1,030	0.00
14TS40 - CLIENT SUPPORT SUPERVISOR	0	0.00	20,123	0.28	0	0.00	11,220	0.15	0	0.00	0	0.00	0	0.00	2,119	0.00
999999 - OTHER	41	0.00	0	0.00	42	0.00	0	0.00	42	0.00	0	0.00	42	0.00	0	0.00
O99999 - OTHER	0	0.00	0	0.00	0	0.00	0	0.00	0	0.00	0	0.00	0	0.00	6,899	0.00
BUCKET - LEAVE PAYOUTS	0	0.00	267	0.00	0	0.00	0	0.00	0	0.00	0	0.00	0	0.00	0	0.00
BUCKET - PLANNED HOURLY WAGES	0	0.00	141	0.00	0	0.00	26	0.00	0	0.00	0	0.00	0	0.00	0	0.00
Total	927,129	12.70	204,912	3.05	902,019	12.70	127,544	1.92	702,019	12.70	0	0.00	702,019	12.70	18,050	0.00
Total General Revenue	346,188	3.55	169,728	2.52	307,671	3.55	109,808	1.65	307,671	3.55	0	0.00	307,671	3.55	12,585	0.00
Total Federal	36,494	0.35	29	0.00	37,661	0.35	0	0.00	37,661	0.35	0	0.00	37,661	0.35	377	0.00
Total Other Funds	544,447	8.80	35,154	0.54	556,687	8.80	17,736	0.27	356,687	8.80	0	0.00	356,687	8.80	5,088	0.00

Note: Totals Include Non-Counts

JOB CLASS DETAIL

	FY24 Budget		FY24 Actual		FY25 Budget		FY25 Actual as of 1/27/25		FY26 DTREQ Core		FY26 DTREQ New Decision Items		FY26 GVREC Core		FY26 GVREC New Decision Items	
	Amount	FTE	Amount	FTE	Amount	FTE	Amount	FTE	Amount	FTE	Amount	FTE	Amount	FTE	Amount	FTE
350021B:Dci It Consolidation																
000165 - INFORMATION TECHNOLOGY SPEC I	4	0.00	0	0.00	4	0.00	0	0.00	4	0.00	0	0.00	4	0.00	0	0.00
009766 - DATA PROCESSING MANAGER	66,992	0.60	0	0.00	69,137	0.60	0	0.00	69,137	0.60	0	0.00	69,137	0.60	0	0.00
14AS10 - ASSOC APPLICATIONS DEVELOPER	395,814	5.90	75,696	1.50	408,480	5.90	36,882	0.71	408,480	5.90	0	0.00	408,480	5.90	749	0.00
14AS20 - APPLICATIONS DEVELOPER	248,370	2.74	286,502	4.38	256,318	2.74	152,530	2.20	256,318	2.74	0	0.00	256,318	2.74	22,676	0.00
14AS30 - SENIOR APPLICATIONS DEVELOPER	144,700	1.00	75,379	0.94	149,330	1.00	35,894	0.44	149,330	1.00	0	0.00	149,330	1.00	3,842	0.00
14AS40 - APPLICATIONS DEVELOPMENT SPEC	28,088	0.25	0	0.00	28,987	0.25	0	0.00	28,987	0.25	0	0.00	28,987	0.25	0	0.00
14AS50 - APPLICATIONS DEVELOPMENT MGR	29,820	0.00	16,068	0.18	30,774	0.00	9,066	0.10	30,774	0.00	0	0.00	30,774	0.00	110	0.00
14EA20 - SENIOR ENTERPRISE ARCHITECT	0	0.00	413	0.00	0	0.00	0	0.00	0	0.00	0	0.00	0	0.00	0	0.00
14GI25 - GEOGRAPHIC INFO SYSTEMS DEV	0	0.00	82	0.00	0	0.00	110	0.00	0	0.00	0	0.00	0	0.00	0	0.00
14IM10 - DIR STRATEGY & PLANNING LVL 1	0	0.00	99,354	1.30	0	0.00	44,224	0.55	0	0.00	0	0.00	0	0.00	6,637	0.00
14IP10 - BUSINESS ANALYST	114,040	1.00	37,257	0.58	117,689	1.00	161	0.00	117,689	1.00	0	0.00	117,689	1.00	0	0.00
14IP20 - SENIOR BUSINESS ANALYST	13,255	0.00	12,375	0.17	13,679	0.00	9,483	0.13	13,679	0.00	0	0.00	13,679	0.00	209	0.00
14IP30 - PROJECT MANAGER	143,843	2.23	36,725	0.51	148,446	2.23	18,155	0.24	148,446	2.23	0	0.00	148,446	2.23	4,617	0.00
14IP40 - SENIOR PROJECT MANAGER	1	0.00	0	0.00	1	0.00	0	0.00	1	0.00	0	0.00	1	0.00	0	0.00
14QC20 - QUALITY CONTROL SPECIALIST	0	0.00	67,443	1.00	0	0.00	34,696	0.50	0	0.00	0	0.00	0	0.00	6,955	0.00
14QC40 - QUALITY CONTROL MANAGER	0	0.00	10,432	0.11	0	0.00	0	0.00	0	0.00	0	0.00	0	0.00	0	0.00
14SA10 - SYSTEMS ADMINISTRATION TECH	170,225	3.75	13,957	0.24	175,672	3.75	7,487	0.13	175,672	3.75	0	0.00	175,672	3.75	300	0.00
14SA20 - SYSTEMS ADMINISTRATION SPEC	0	0.00	10,282	0.15	0	0.00	3,266	0.05	0	0.00	0	0.00	0	0.00	0	0.00
14SA30 - SR SYSTEMS ADMINISTRATION SPEC	0	0.00	11,089	0.14	0	0.00	5,658	0.07	0	0.00	0	0.00	0	0.00	413	0.00
14SA40 - SYSTEMS ADMINISTRATOR	0	0.00	3,346	0.04	0	0.00	273	0.00	0	0.00	0	0.00	0	0.00	0	0.00
14TS20 - CLIENT SUPPORT TECH-TIER 2	459	0.00	78,337	1.70	474	0.00	33,200	0.70	474	0.00	0	0.00	474	0.00	1,063	0.00
14TS30 - SENIOR CLIENT SUPPORT TECH	57	0.00	1,052	0.02	59	0.00	192	0.00	59	0.00	0	0.00	59	0.00	0	0.00
14TS40 - CLIENT SUPPORT SUPERVISOR	0	0.00	5,729	0.09	0	0.00	36	0.00	0	0.00	0	0.00	0	0.00	0	0.00
14TS50 - CLIENT SUPPORT MANAGER	0	0.00	23,011	0.27	0	0.00	11,843	0.14	0	0.00	0	0.00	0	0.00	125	0.00
O99999 - OTHER	0	0.00	0	0.00	0	0.00	0	0.00	0	0.00	0	0.00	0	0.00	13,646	0.00
BUCKET - LEAVE PAYOUTS	0	0.00	6,877	0.00	0	0.00	0	0.00	0	0.00	0	0.00	0	0.00	0	0.00
Total	1,355,668	17.47	871,407	13.31	1,399,050	17.47	403,156	5.97	1,399,050	17.47	0	0.00	1,399,050	17.47	61,342	0.00
Total General Revenue	1,186	0.00	3,319	0.05	1,225	0.00	1,231	0.02	1,225	0.00	0	0.00	1,225	0.00	136	0.00
Total Federal	0	0.00	0	0.00	0	0.00	0	0.00	0	0.00	0	0.00	0	0.00	0	0.00
Total Other Funds	1,354,482	17.47	868,088	13.26	1,397,825	17.47	401,925	5.95	1,397,825	17.47	0	0.00	1,397,825	17.47	61,206	0.00

Note: Totals Include Non-Counts

JOB CLASS DETAIL

	FY24 Budget		FY24 Actual		FY25 Budget		FY25 Actual as of 1/27/25		FY26 DTREQ Core		FY26 DTREQ New Decision Items		FY26 GVREC Core		FY26 GVREC New Decision Items	
	Amount	FTE	Amount	FTE	Amount	FTE	Amount	FTE	Amount	FTE	Amount	FTE	Amount	FTE	Amount	FTE
	350022B:Dolir It Consolidation															
000135 - COMPUTER OPER III	422	0.00	0	0.00	436	0.00	0	0.00	436	0.00	0	0.00	436	0.00	0	0.00
000136 - COMPUTER OPERATIONS SPV I	422	1.00	0	0.00	436	1.00	0	0.00	436	1.00	0	0.00	436	1.00	0	0.00
000137 - COMPUTER OPERATIONS SPV II	422	0.00	0	0.00	436	0.00	0	0.00	436	0.00	0	0.00	436	0.00	0	0.00
009752 - CLERK	1,298	0.00	0	0.00	1,340	0.00	0	0.00	1,340	0.00	0	0.00	1,340	0.00	0	0.00
009763 - DATA PROCESSOR TECHNICAL	14,061	6.00	0	0.00	14,511	6.00	0	0.00	14,511	6.00	0	0.00	14,511	6.00	0	0.00
009766 - DATA PROCESSING MANAGER	113,322	1.00	0	0.00	116,948	1.00	0	0.00	116,948	1.00	0	0.00	116,948	1.00	0	0.00
009811 - MISCELLANEOUS PROFESSIONAL	0	0.00	171	0.00	0	0.00	0	0.00	0	0.00	0	0.00	0	0.00	0	0.00
009871 - SPECIAL ASST PROFESSIONAL	1,775	0.00	0	0.00	1,832	0.00	0	0.00	1,832	0.00	0	0.00	1,832	0.00	0	0.00
02AM30 - LEAD ADMIN SUPPORT ASSISTANT	45,364	1.00	0	0.00	46,816	1.00	0	0.00	46,816	1.00	0	0.00	46,816	1.00	0	0.00
14AS10 - ASSOC APPLICATIONS DEVELOPER	1,720,151	33.10	113,186	2.24	1,775,196	33.10	70,405	1.39	1,775,196	33.10	0	0.00	1,775,196	33.10	1,220	0.00
14AS20 - APPLICATIONS DEVELOPER	1,454,125	20.90	427,079	6.30	1,500,658	20.90	251,586	3.69	1,500,658	20.90	0	0.00	1,500,658	20.90	26,053	0.00
14AS30 - SENIOR APPLICATIONS DEVELOPER	116,226	2.00	230,988	3.22	119,945	2.00	115,649	1.57	119,945	2.00	0	0.00	119,945	2.00	13,364	0.00
14AS50 - APPLICATIONS DEVELOPMENT MGR	273,503	1.00	164,770	1.88	282,255	1.00	90,328	1.00	282,255	1.00	0	0.00	282,255	1.00	7,328	0.00
14CO10 - COMPUTER OPERATIONS CLERK	422	0.00	0	0.00	436	0.00	0	0.00	436	0.00	0	0.00	436	0.00	0	0.00
14DM10 - DATA TECHNICIAN	0	0.00	84,381	1.64	0	0.00	15,438	0.29	0	0.00	0	0.00	0	0.00	13	0.00
14DM20 - DATA ANALYST	0	0.00	1,238	0.02	0	0.00	25,840	0.41	0	0.00	0	0.00	0	0.00	1,407	0.00
14DM30 - DATA SPECIALIST	0	0.00	0	0.00	0	0.00	52	0.00	0	0.00	0	0.00	0	0.00	0	0.00
14DM40 - SENIOR DATA SPECIALIST	0	0.00	90,480	1.00	0	0.00	46,567	0.50	0	0.00	0	0.00	0	0.00	9,338	0.00
14DM50 - DATA MANAGER	2,111	0.00	0	0.00	2,179	0.00	0	0.00	2,179	0.00	0	0.00	2,179	0.00	0	0.00
14EA10 - ENTERPRISE ARCHITECT	0	0.00	88,399	1.09	0	0.00	41,900	0.50	0	0.00	0	0.00	0	0.00	8,402	0.00
14EA20 - SENIOR ENTERPRISE ARCHITECT	0	0.00	33,797	0.36	0	0.00	11,026	0.11	0	0.00	0	0.00	0	0.00	2,604	0.00
14IM30 - DIR STRATEGY & PLANNING LVL 3	0	0.00	109,933	1.09	0	0.00	52,150	0.50	0	0.00	0	0.00	0	0.00	10,502	0.00
14IP10 - BUSINESS ANALYST	132,454	0.00	56,782	1.02	136,693	0.00	27,759	0.46	136,693	0.00	0	0.00	136,693	0.00	4,326	0.00
14IP20 - SENIOR BUSINESS ANALYST	0	0.00	255,579	3.60	0	0.00	132,301	1.81	0	0.00	0	0.00	0	0.00	19,686	0.00
14IP30 - PROJECT MANAGER	0	0.00	204,328	2.80	0	0.00	121,536	1.59	0	0.00	0	0.00	0	0.00	14,968	0.00
14IP40 - SENIOR PROJECT MANAGER	72,452	0.00	145,149	1.64	74,770	0.00	130,239	1.41	74,770	0.00	0	0.00	74,770	0.00	12,630	0.00
14QC20 - QUALITY CONTROL SPECIALIST	0	0.00	72,280	1.00	0	0.00	37,263	0.50	0	0.00	0	0.00	0	0.00	7,472	0.00
14SA10 - SYSTEMS ADMINISTRATION TECH	703,411	6.25	31,381	0.62	725,920	6.25	37,410	0.70	725,920	6.25	0	0.00	725,920	6.25	4,138	0.00
14SA20 - SYSTEMS ADMINISTRATION SPEC	0	0.00	64,517	0.95	0	0.00	5,322	0.08	0	0.00	0	0.00	0	0.00	89	0.00
14SA30 - SR SYSTEMS ADMINISTRATION SPEC	0	0.00	58,996	0.73	0	0.00	36,127	0.45	0	0.00	0	0.00	0	0.00	4,107	0.00
14SA40 - SYSTEMS ADMINISTRATOR	0	0.00	220	0.00	0	0.00	0	0.00	0	0.00	0	0.00	0	0.00	0	0.00
14TS20 - CLIENT SUPPORT TECH-TIER 2	0	0.00	140,026	2.40	0	0.00	68,444	1.16	0	0.00	0	0.00	0	0.00	6,648	0.00
14TS30 - SENIOR CLIENT SUPPORT TECH	61,473	1.00	64,055	0.96	63,440	1.00	34,161	0.50	63,440	1.00	0	0.00	63,440	1.00	7,033	0.00
14TS40 - CLIENT SUPPORT SUPERVISOR	0	0.00	37,294	0.51	0	0.00	19,684	0.26	0	0.00	0	0.00	0	0.00	3,809	0.00
14TS50 - CLIENT SUPPORT MANAGER	0	0.00	31	0.00	0	0.00	0	0.00	0	0.00	0	0.00	0	0.00	0	0.00
999999 - OTHER	238,617	0.00	0	0.00	246,253	0.00	0	0.00	246,253	0.00	0	0.00	246,253	0.00	0	0.00
O99999 - OTHER	0	0.00	0	0.00	0	0.00	0	0.00	0	0.00	0	0.00	0	0.00	49,956	0.00
BUCKET - LEAVE PAYOUTS	0	0.00	23,475	0.00	0	0.00	0	0.00	0	0.00	0	0.00	0	0.00	0	0.00
BUCKET - PLANNED HOURLY WAGES	0	0.00	77,431	0.95	0	0.00	46,411	0.57	0	0.00	0	0.00	0	0.00	0	0.00
Total	4,952,031	73.25	2,575,964	36.01	5,110,500	73.25	1,417,598	19.45	5,110,500	73.25	0	0.00	5,110,500	73.25	215,093	0.00
Total General Revenue	1	0.00	0	0.00	1	0.00	0	0.00	1	0.00	0	0.00	1	0.00	0	0.00
Total Federal	4,563,638	73.25	2,187,020	30.87	4,709,678	73.25	1,225,154	17.00	4,709,678	73.25	0	0.00	4,709,678	73.25	195,974	0.00
Total Other Funds	388,392	0.00	388,944	5.14	400,821	0.00	192,444	2.45	400,821	0.00	0	0.00	400,821	0.00	19,119	0.00

Note: Totals Include Non-Counts

JOB CLASS DETAIL

	FY24 Budget		FY24 Actual		FY25 Budget		FY25 Actual as of 1/27/25		FY26 DTREQ Core		FY26 DTREQ New Decision Items		FY26 GVREC Core		FY26 GVREC New Decision Items	
	Amount	FTE	Amount	FTE	Amount	FTE	Amount	FTE	Amount	FTE	Amount	FTE	Amount	FTE	Amount	FTE
350023B:Dps It Consolidation																
009763 - DATA PROCESSOR TECHNICAL	31,447	0.52	0	0.00	32,453	0.52	0	0.00	32,453	0.52	0	0.00	32,453	0.52	0	0.00
009766 - DATA PROCESSING MANAGER	71,102	0.78	0	0.00	73,377	0.78	0	0.00	73,377	0.78	0	0.00	73,377	0.78	0	0.00
009811 - MISCELLANEOUS PROFESSIONAL	0	0.00	15,792	0.16	0	0.00	7,577	0.08	0	0.00	0	0.00	0	0.00	1,189	0.00
009871 - SPECIAL ASST PROFESSIONAL	0	0.00	0	0.00	0	0.00	70	0.00	0	0.00	0	0.00	0	0.00	0	0.00
02AM30 - LEAD ADMIN SUPPORT ASSISTANT	0	0.00	789	0.02	0	0.00	0	0.00	0	0.00	0	0.00	0	0.00	0	0.00
14AS10 - ASSOC APPLICATIONS DEVELOPER	252,357	6.81	72,440	1.36	260,432	6.81	19,273	0.37	260,432	6.81	0	0.00	260,432	6.81	1,506	0.00
14AS20 - APPLICATIONS DEVELOPER	1,988	0.00	36,230	0.59	2,052	0.00	19,881	0.32	2,052	0.00	0	0.00	2,052	0.00	896	0.00
14AS30 - SENIOR APPLICATIONS DEVELOPER	37,995	0.00	24,770	0.30	39,211	0.00	1,898	0.02	39,211	0.00	0	0.00	39,211	0.00	95	0.00
14AS40 - APPLICATIONS DEVELOPMENT SPEC	0	0.00	1,662	0.02	0	0.00	0	0.00	0	0.00	0	0.00	0	0.00	0	0.00
14AS50 - APPLICATIONS DEVELOPMENT MGR	75,972	0.95	47,795	0.53	78,403	0.95	18,811	0.20	78,403	0.95	0	0.00	78,403	0.95	156	0.00
14DM30 - DATA SPECIALIST	0	0.00	1,234	0.02	0	0.00	0	0.00	0	0.00	0	0.00	0	0.00	0	0.00
14EA10 - ENTERPRISE ARCHITECT	0	0.00	1,228	0.01	0	0.00	0	0.00	0	0.00	0	0.00	0	0.00	0	0.00
14GI20 - GEOGRAPHIC INFO SYSTEMS SPEC	0	0.00	64,905	1.00	0	0.00	28,033	0.42	0	0.00	0	0.00	0	0.00	1,338	0.00
14GI25 - GEOGRAPHIC INFO SYSTEMS DEV	0	0.00	0	0.00	0	0.00	194	0.00	0	0.00	0	0.00	0	0.00	0	0.00
14GI30 - GEOGRAPHIC INFO SYSTEMS SPV	0	0.00	2,020	0.02	0	0.00	1,316	0.02	0	0.00	0	0.00	0	0.00	0	0.00
14IM10 - DIR STRATEGY & PLANNING LVL 1	0	0.00	40,763	0.50	0	0.00	20,979	0.25	0	0.00	0	0.00	0	0.00	2,524	0.00
14IP10 - BUSINESS ANALYST	354,796	0.00	1,124	0.02	366,149	0.00	1,141	0.02	366,149	0.00	0	0.00	366,149	0.00	14	0.00
14IP20 - SENIOR BUSINESS ANALYST	5	0.00	11,067	0.15	5	0.00	9,844	0.13	5	0.00	0	0.00	5	0.00	334	0.00
14IP30 - PROJECT MANAGER	404,291	2.14	76,606	1.01	417,228	2.14	41,279	0.53	417,228	2.14	0	0.00	417,228	2.14	7,240	0.00
14IP40 - SENIOR PROJECT MANAGER	3,281	0.00	1,454	0.02	3,386	0.00	0	0.00	3,386	0.00	0	0.00	3,386	0.00	0	0.00
14IP50 - PROJECT MANAGER DIRECTOR	0	0.00	1,622	0.02	0	0.00	0	0.00	0	0.00	0	0.00	0	0.00	0	0.00
14NI30 - NETWORK INFRASTRUCTURE ARCHT	0	0.00	1,442	0.02	0	0.00	0	0.00	0	0.00	0	0.00	0	0.00	0	0.00
14NI40 - NETWORK INFRASTRUCTURE SPV	0	0.00	18	0.00	0	0.00	0	0.00	0	0.00	0	0.00	0	0.00	0	0.00
14QC10 - QUALITY CONTROL TECHNICIAN	0	0.00	8,073	0.14	0	0.00	6,106	0.11	0	0.00	0	0.00	0	0.00	1,856	0.00
14QC20 - QUALITY CONTROL SPECIALIST	0	0.00	50,095	0.68	0	0.00	6,930	0.10	0	0.00	0	0.00	0	0.00	527	0.00
14QC30 - QUALITY CONTROL COORDINATOR	93,257	0.61	1,438	0.02	96,241	0.61	267	0.00	96,241	0.61	0	0.00	96,241	0.61	0	0.00
14QC40 - QUALITY CONTROL MANAGER	0	0.00	21,812	0.24	0	0.00	46,856	0.50	0	0.00	0	0.00	0	0.00	9,395	0.00
14SA10 - SYSTEMS ADMINISTRATION TECH	155,783	2.29	3,249	0.06	160,768	2.29	0	0.00	160,768	2.29	0	0.00	160,768	2.29	0	0.00
14SA20 - SYSTEMS ADMINISTRATION SPEC	0	0.00	63,521	0.93	0	0.00	16,828	0.25	0	0.00	0	0.00	0	0.00	429	0.00
14SA30 - SR SYSTEMS ADMINISTRATION SPEC	0	0.00	1,239	0.02	0	0.00	973	0.01	0	0.00	0	0.00	0	0.00	134	0.00
14SA40 - SYSTEMS ADMINISTRATOR	51	0.00	362	0.00	53	0.00	40	0.00	53	0.00	0	0.00	53	0.00	0	0.00
14SE10 - CYBERSECURITY TECHNICIAN	0	0.00	886	0.02	0	0.00	0	0.00	0	0.00	0	0.00	0	0.00	0	0.00
14SE20 - CYBERSECURITY ANALYST	0	0.00	1,303	0.02	0	0.00	0	0.00	0	0.00	0	0.00	0	0.00	0	0.00
14TS10 - CLIENT SUPPORT TECH-TIER 1	271,140	2.41	0	0.00	279,816	2.41	0	0.00	279,816	2.41	0	0.00	279,816	2.41	0	0.00
14TS20 - CLIENT SUPPORT TECH-TIER 2	0	0.00	397,537	7.40	0	0.00	207,463	3.87	0	0.00	0	0.00	0	0.00	20,704	0.00
14TS30 - SENIOR CLIENT SUPPORT TECH	12,886	0.16	3,559	0.05	13,298	0.16	1,020	0.01	13,298	0.16	0	0.00	13,298	0.16	165	0.00
14TS40 - CLIENT SUPPORT SUPERVISOR	0	0.00	36,535	0.51	0	0.00	21,611	0.30	0	0.00	0	0.00	0	0.00	3,797	0.00
14TS50 - CLIENT SUPPORT MANAGER	0	0.00	1,181	0.01	0	0.00	702	0.01	0	0.00	0	0.00	0	0.00	221	0.00
999999 - OTHER	1	0.00	0	0.00	1	0.00	0	0.00	1	0.00	0	0.00	1	0.00	0	0.00
O99999 - OTHER	0	0.00	0	0.00	0	0.00	0	0.00	0	0.00	0	0.00	0	0.00	17,807	0.00
BUCKET - LEAVE PAYOUTS	0	0.00	10,970	0.00	0	0.00	12,846	0.00	0	0.00	0	0.00	0	0.00	0	0.00
BUCKET - PLANNED HOURLY WAGES	0	0.00	17,593	0.25	0	0.00	6,646	0.09	0	0.00	0	0.00	0	0.00	0	0.00
Total	1,766,352	16.67	1,022,314	16.11	1,822,873	16.67	498,584	7.63	1,822,873	16.67	0	0.00	1,822,873	16.67	70,327	0.00
Total General Revenue	1,271,731	9.86	765,480	12.10	1,312,424	9.86	359,640	5.32	1,312,424	9.86	0	0.00	1,312,424	9.86	51,084	0.00
Total Federal	1	0.00	0	0.00	1	0.00	0	0.00	1	0.00	0	0.00	1	0.00	0	0.00
Total Other Funds	494,620	6.81	256,834	4.01	510,448	6.81	138,944	2.31	510,448	6.81	0	0.00	510,448	6.81	19,243	0.00

Note: Totals Include Non-Counts

JOB CLASS DETAIL

	FY24 Budget		FY24 Actual		FY25 Budget		FY25 Actual as of 1/27/25		FY26 DTREQ Core		FY26 DTREQ New Decision Items		FY26 GVREC Core		FY26 GVREC New Decision Items	
	Amount	FTE	Amount	FTE	Amount	FTE	Amount	FTE	Amount	FTE	Amount	FTE	Amount	FTE	Amount	FTE
350024B:Doc It Consolidation																
009763 - DATA PROCESSOR TECHNICAL	31,549	0.19	0	0.00	32,559	0.19	0	0.00	32,559	0.19	0	0.00	32,559	0.19	0	0.00
009766 - DATA PROCESSING MANAGER	92,770	1.00	0	0.00	95,739	1.00	0	0.00	95,739	1.00	0	0.00	95,739	1.00	0	0.00
009871 - SPECIAL ASST PROFESSIONAL	0	0.00	52,276	0.50	0	0.00	26,905	0.25	0	0.00	0	0.00	0	0.00	5,395	0.00
02AM30 - LEAD ADMIN SUPPORT ASSISTANT	0	0.00	3,488	0.07	0	0.00	0	0.00	0	0.00	0	0.00	0	0.00	0	0.00
14AS10 - ASSOC APPLICATIONS DEVELOPER	424,442	8.41	173,347	3.70	438,024	8.41	65,931	1.46	438,024	8.41	0	0.00	438,024	8.41	5,320	0.00
14AS20 - APPLICATIONS DEVELOPER	443,609	3.96	170,695	2.51	457,804	3.96	55,405	0.80	457,804	3.96	0	0.00	457,804	3.96	7,770	0.00
14AS30 - SENIOR APPLICATIONS DEVELOPER	362,162	2.90	158,259	2.09	373,751	2.90	78,287	1.00	373,751	2.90	0	0.00	373,751	2.90	3,870	0.00
14AS40 - APPLICATIONS DEVELOPMENT SPEC	0	0.00	19,567	0.21	0	0.00	0	0.00	0	0.00	0	0.00	0	0.00	0	0.00
14AS50 - APPLICATIONS DEVELOPMENT MGR	0	0.00	94,659	1.04	0	0.00	46,714	0.50	0	0.00	0	0.00	0	0.00	2,810	0.00
14CO15 - SR NETWORK OPERATIONS TECH	0	0.00	714	0.01	0	0.00	0	0.00	0	0.00	0	0.00	0	0.00	0	0.00
14DM10 - DATA TECHNICIAN	0	0.00	18,577	0.36	0	0.00	0	0.00	0	0.00	0	0.00	0	0.00	0	0.00
14DM20 - DATA ANALYST	0	0.00	30,077	0.46	0	0.00	0	0.00	0	0.00	0	0.00	0	0.00	0	0.00
14DM30 - DATA SPECIALIST	0	0.00	36,746	0.46	0	0.00	0	0.00	0	0.00	0	0.00	0	0.00	0	0.00
14DM40 - SENIOR DATA SPECIALIST	6,525	0.00	10,781	0.12	6,734	0.00	0	0.00	6,734	0.00	0	0.00	6,734	0.00	0	0.00
14EA10 - ENTERPRISE ARCHITECT	0	0.00	58,315	0.65	0	0.00	20,210	0.20	0	0.00	0	0.00	0	0.00	3,262	0.00
14IM20 - DIR STRATEGY & PLANNING LVL 2	0	0.00	94,569	1.00	0	0.00	48,672	0.50	0	0.00	0	0.00	0	0.00	5,856	0.00
14IM30 - DIR STRATEGY & PLANNING LVL 3	0	0.00	8,438	0.08	0	0.00	7,702	0.07	0	0.00	0	0.00	0	0.00	1,138	0.00
14IP10 - BUSINESS ANALYST	1,498,501	0.00	230,045	4.11	1,546,453	0.00	115,014	2.00	1,546,453	0.00	0	0.00	1,546,453	0.00	20,311	0.00
14IP20 - SENIOR BUSINESS ANALYST	0	0.00	200,404	3.02	0	0.00	103,417	1.50	0	0.00	0	0.00	0	0.00	13,205	0.00
14IP30 - PROJECT MANAGER	0	0.00	141,715	2.05	0	0.00	69,131	0.97	0	0.00	0	0.00	0	0.00	9,871	0.00
14IP40 - SENIOR PROJECT MANAGER	0	0.00	100,064	1.18	0	0.00	41,353	0.47	0	0.00	0	0.00	0	0.00	8,102	0.00
14NI10 - NETWORK INFRASTRUCTURE TECH	0	0.00	127,406	2.27	0	0.00	72,349	1.28	0	0.00	0	0.00	0	0.00	8,911	0.00
14NI40 - NETWORK INFRASTRUCTURE SPV	0	0.00	457	0.00	0	0.00	0	0.00	0	0.00	0	0.00	0	0.00	0	0.00
14QC10 - QUALITY CONTROL TECHNICIAN	0	0.00	4,614	0.08	0	0.00	0	0.00	0	0.00	0	0.00	0	0.00	0	0.00
14QC30 - QUALITY CONTROL COORDINATOR	0	0.00	82,270	1.12	0	0.00	37,595	0.50	0	0.00	0	0.00	0	0.00	7,538	0.00
14SA10 - SYSTEMS ADMINISTRATION TECH	0	0.00	65,931	1.25	0	0.00	74,924	1.34	0	0.00	0	0.00	0	0.00	1,578	0.00
14SA20 - SYSTEMS ADMINISTRATION SPEC	0	0.00	10,292	0.15	0	0.00	0	0.00	0	0.00	0	0.00	0	0.00	0	0.00
14SA30 - SR SYSTEMS ADMINISTRATION SPEC	0	0.00	91	0.00	0	0.00	0	0.00	0	0.00	0	0.00	0	0.00	0	0.00
14TS20 - CLIENT SUPPORT TECH-TIER 2	0	0.00	654,733	12.32	0	0.00	328,273	6.17	0	0.00	0	0.00	0	0.00	30,363	0.00
14TS30 - SENIOR CLIENT SUPPORT TECH	0	0.00	30,931	0.46	0	0.00	5,725	0.08	0	0.00	0	0.00	0	0.00	1,186	0.00
14TS40 - CLIENT SUPPORT SUPERVISOR	0	0.00	81,337	1.17	0	0.00	29,119	0.40	0	0.00	0	0.00	0	0.00	5,427	0.00
14TS50 - CLIENT SUPPORT MANAGER	0	0.00	4,054	0.05	0	0.00	2,514	0.03	0	0.00	0	0.00	0	0.00	818	0.00
999999 - OTHER	39,060	0.00	0	0.00	40,310	0.00	0	0.00	40,310	0.00	0	0.00	40,310	0.00	0	0.00
O99999 - OTHER	0	0.00	0	0.00	0	0.00	0	0.00	0	0.00	0	0.00	0	0.00	28,906	0.00
BUCKET - LEAVE PAYOUTS	0	0.00	2,054	0.00	0	0.00	5,369	0.00	0	0.00	0	0.00	0	0.00	0	0.00
BUCKET - PLANNED HOURLY WAGES	0	0.00	25,500	0.42	0	0.00	25,197	0.42	0	0.00	0	0.00	0	0.00	0	0.00
Total	2,898,618	16.46	2,692,409	42.89	2,991,374	16.46	1,259,805	19.95	2,991,374	16.46	0	0.00	2,991,374	16.46	171,637	0.00
Total General Revenue	2,806,987	15.46	2,632,474	42.07	2,896,811	15.46	1,227,230	19.51	2,896,811	15.46	0	0.00	2,896,811	15.46	163,889	0.00
Total Federal	7,401	0.00	0	0.00	7,638	0.00	0	0.00	7,638	0.00	0	0.00	7,638	0.00	76	0.00
Total Other Funds	84,230	1.00	59,935	0.83	86,925	1.00	32,575	0.44	86,925	1.00	0	0.00	86,925	1.00	7,672	0.00

Note: Totals Include Non-Counts

JOB CLASS DETAIL

	FY24 Budget		FY24 Actual		FY25 Budget		FY25 Actual as of 1/27/25		FY26 DTREQ Core		FY26 DTREQ New Decision Items		FY26 GVREC Core		FY26 GVREC New Decision Items	
	Amount	FTE	Amount	FTE	Amount	FTE	Amount	FTE	Amount	FTE	Amount	FTE	Amount	FTE	Amount	FTE
	350025B:Dhss It Consolidation															
009763 - DATA PROCESSOR TECHNICAL	38,417	1.08	2,048	0.01	39,646	1.08	433	0.00	39,646	1.08	0	0.00	39,646	1.08	0	0.00
009766 - DATA PROCESSING MANAGER	89,988	1.00	0	0.00	92,868	1.00	0	0.00	92,868	1.00	0	0.00	92,868	1.00	0	0.00
009871 - SPECIAL ASST PROFESSIONAL	303	0.00	0	0.00	313	0.00	0	0.00	313	0.00	0	0.00	313	0.00	0	0.00
02AM30 - LEAD ADMIN SUPPORT ASSISTANT	42,220	1.00	23,795	0.50	43,572	1.00	12,247	0.25	43,572	1.00	0	0.00	43,572	1.00	1,965	0.00
14AS10 - ASSOC APPLICATIONS DEVELOPER	3,111,858	38.25	307,833	5.68	3,211,438	38.25	158,264	2.99	2,811,438	38.25	0	0.00	2,811,438	38.25	15,808	0.00
14AS20 - APPLICATIONS DEVELOPER	597,543	6.46	598,146	8.77	616,664	6.46	335,017	4.82	616,664	6.46	0	0.00	616,664	6.46	45,467	0.00
14AS30 - SENIOR APPLICATIONS DEVELOPER	900,880	5.15	55,021	0.72	929,708	5.15	14,731	0.18	929,708	5.15	0	0.00	929,708	5.15	3,477	0.00
14AS40 - APPLICATIONS DEVELOPMENT SPEC	4,819	0.00	67,361	0.84	4,973	0.00	81,024	0.99	4,973	0.00	0	0.00	4,973	0.00	8,462	0.00
14AS50 - APPLICATIONS DEVELOPMENT MGR	36,362	0.44	156,870	1.73	37,526	0.44	84,085	0.89	37,526	0.44	0	0.00	37,526	0.44	17,384	0.00
14DM10 - DATA TECHNICIAN	0	0.00	18,359	0.35	0	0.00	13,688	0.25	0	0.00	0	0.00	0	0.00	445	0.00
14DM30 - DATA SPECIALIST	0	0.00	72,498	0.89	0	0.00	33,341	0.39	0	0.00	0	0.00	0	0.00	7,146	0.00
14DM50 - DATA MANAGER	0	0.00	1,562	0.02	0	0.00	0	0.00	0	0.00	0	0.00	0	0.00	0	0.00
14EA10 - ENTERPRISE ARCHITECT	0	0.00	158,684	2.18	0	0.00	71,684	0.94	0	0.00	0	0.00	0	0.00	3,904	0.00
14GI20 - GEOGRAPHIC INFO SYSTEMS SPEC	80,616	0.50	44,117	0.68	83,196	0.50	31,522	0.47	83,196	0.50	0	0.00	83,196	0.50	4,013	0.00
14GI25 - GEOGRAPHIC INFO SYSTEMS DEV	0	0.00	2,585	0.04	0	0.00	2,293	0.03	0	0.00	0	0.00	0	0.00	12	0.00
14GI30 - GEOGRAPHIC INFO SYSTEMS SPV	0	0.00	10,613	0.12	0	0.00	2,654	0.03	0	0.00	0	0.00	0	0.00	310	0.00
14GI40 - GEOGRAPHIC INFO SYSTEMS MGR	0	0.00	1,701	0.02	0	0.00	905	0.01	0	0.00	0	0.00	0	0.00	118	0.00
14IM30 - DIR STRATEGY & PLANNING LVL 3	0	0.00	64,605	0.67	0	0.00	49,177	0.49	0	0.00	0	0.00	0	0.00	5,005	0.00
14IP10 - BUSINESS ANALYST	114,832	1.27	44,501	0.76	118,507	1.27	17,909	0.31	118,507	1.27	0	0.00	118,507	1.27	184	0.00
14IP20 - SENIOR BUSINESS ANALYST	2,404	0.00	22,779	0.32	2,481	0.00	15,246	0.21	2,481	0.00	0	0.00	2,481	0.00	1,262	0.00
14IP30 - PROJECT MANAGER	600,468	4.59	311,940	4.49	619,683	4.59	173,297	2.43	619,683	4.59	0	0.00	619,683	4.59	13,324	0.00
14IP40 - SENIOR PROJECT MANAGER	1,279	0.00	84,762	0.96	1,320	0.00	45,917	0.51	1,320	0.00	0	0.00	1,320	0.00	1,275	0.00
14QC20 - QUALITY CONTROL SPECIALIST	0	0.00	280,893	4.05	0	0.00	153,434	2.17	0	0.00	0	0.00	0	0.00	15,656	0.00
14QC30 - QUALITY CONTROL COORDINATOR	0	0.00	77,878	0.96	0	0.00	41,814	0.50	0	0.00	0	0.00	0	0.00	8,387	0.00
14SA10 - SYSTEMS ADMINISTRATION TECH	116,228	1.96	73,308	1.27	119,947	1.96	41,925	0.70	119,947	1.96	0	0.00	119,947	1.96	2,619	0.00
14SA20 - SYSTEMS ADMINISTRATION SPEC	0	0.00	241,490	3.56	0	0.00	106,943	1.54	0	0.00	0	0.00	0	0.00	15,333	0.00
14SA30 - SR SYSTEMS ADMINISTRATION SPEC	0	0.00	34,122	0.45	0	0.00	27,537	0.35	0	0.00	0	0.00	0	0.00	6,261	0.00
14SA40 - SYSTEMS ADMINISTRATOR	0	0.00	0	0.00	0	0.00	7,347	0.09	0	0.00	0	0.00	0	0.00	844	0.00
14TS20 - CLIENT SUPPORT TECH-TIER 2	0	0.00	660,246	12.14	0	0.00	337,598	6.33	0	0.00	0	0.00	0	0.00	27,696	0.00
14TS30 - SENIOR CLIENT SUPPORT TECH	14,286	0.20	4,134	0.06	14,743	0.20	3,580	0.05	14,743	0.20	0	0.00	14,743	0.20	223	0.00
14TS40 - CLIENT SUPPORT SUPERVISOR	0	0.00	65,178	0.95	0	0.00	34,889	0.48	0	0.00	0	0.00	0	0.00	6,219	0.00
14TS50 - CLIENT SUPPORT MANAGER	0	0.00	29,386	0.35	0	0.00	8,733	0.10	0	0.00	0	0.00	0	0.00	397	0.00
O99999 - OTHER	0	0.00	0	0.00	0	0.00	0	0.00	0	0.00	0	0.00	0	0.00	53,685	0.00
BUCKET - LEAVE PAYOUTS	0	0.00	62,540	0.00	0	0.00	0	0.00	0	0.00	0	0.00	0	0.00	0	0.00
BUCKET - PLANNED HOURLY WAGES	0	0.00	109,612	1.55	0	0.00	60,402	0.85	0	0.00	0	0.00	0	0.00	0	0.00
Total	5,752,503	61.90	3,688,566	55.09	5,936,585	61.90	1,967,640	29.35	5,536,585	61.90	0	0.00	5,536,585	61.90	266,881	0.00
Total General Revenue	2,149,400	23.39	2,315,916	33.54	2,311,255	23.39	1,262,578	18.27	2,311,255	23.39	0	0.00	2,311,255	23.39	166,112	0.00
Total Federal	2,908,518	28.86	1,279,141	20.27	2,908,518	28.86	657,941	10.45	2,508,518	28.86	0	0.00	2,508,518	28.86	91,659	0.00
Total Other Funds	694,585	9.65	93,509	1.28	716,812	9.65	47,121	0.63	716,812	9.65	0	0.00	716,812	9.65	9,110	0.00

Note: Totals Include Non-Counts

JOB CLASS DETAIL

	FY24 Budget		FY24 Actual		FY25 Budget		FY25 Actual as of 1/27/25		FY26 DTREQ Core		FY26 DTREQ New Decision Items		FY26 GVREC Core		FY26 GVREC New Decision Items	
	Amount	FTE	Amount	FTE	Amount	FTE	Amount	FTE	Amount	FTE	Amount	FTE	Amount	FTE	Amount	FTE
	350026B:Dmh It Consolidation															
009763 - DATA PROCESSOR TECHNICAL	80,839	0.15	64,091	0.80	83,426	0.15	34,565	0.42	83,426	0.15	0	0.00	83,426	0.15	0	0.00
009766 - DATA PROCESSING MANAGER	124,958	1.21	0	0.00	128,957	1.21	0	0.00	128,957	1.21	0	0.00	128,957	1.21	0	0.00
009871 - SPECIAL ASST PROFESSIONAL	0	0.00	26,138	0.25	0	0.00	13,452	0.12	0	0.00	0	0.00	0	0.00	2,697	0.00
02AM30 - LEAD ADMIN SUPPORT ASSISTANT	18,070	0.43	13,087	0.28	18,648	0.43	7,348	0.15	18,648	0.43	0	0.00	18,648	0.43	1,473	0.00
14AS10 - ASSOC APPLICATIONS DEVELOPER	1,668,747	0.00	519,967	10.36	1,722,147	0.00	278,739	5.29	1,722,147	0.00	0	0.00	1,722,147	0.00	11,366	0.00
14AS20 - APPLICATIONS DEVELOPER	1,316,819	9.50	300,453	4.45	1,358,957	9.50	183,167	2.62	1,358,957	9.50	0	0.00	1,358,957	9.50	15,124	0.00
14AS30 - SENIOR APPLICATIONS DEVELOPER	582,100	5.31	507,994	6.28	600,727	5.31	293,444	3.50	600,727	5.31	0	0.00	600,727	5.31	38,536	0.00
14AS40 - APPLICATIONS DEVELOPMENT SPEC	0	0.00	115,201	1.42	0	0.00	85,122	1.00	0	0.00	0	0.00	0	0.00	7,647	0.00
14AS50 - APPLICATIONS DEVELOPMENT MGR	13,020	0.07	180,069	1.99	13,437	0.07	93,122	1.00	13,437	0.07	0	0.00	13,437	0.07	14,142	0.00
14CO10 - COMPUTER OPERATIONS CLERK	0	0.00	(282)	(0.01)	0	0.00	582	0.01	0	0.00	0	0.00	0	0.00	35	0.00
14CO20 - COMPUTER OPERATIONS SUPERVIS	0	0.00	306	0.01	0	0.00	0	0.00	0	0.00	0	0.00	0	0.00	0	0.00
14DM10 - DATA TECHNICIAN	477,611	4.65	142,559	2.54	492,895	4.65	85,486	1.50	492,895	4.65	0	0.00	492,895	4.65	6,216	0.00
14DM20 - DATA ANALYST	0	0.00	209,753	3.12	0	0.00	102,955	1.46	0	0.00	0	0.00	0	0.00	5,063	0.00
14DM30 - DATA SPECIALIST	0	0.00	141,085	1.86	0	0.00	68,307	0.87	0	0.00	0	0.00	0	0.00	7,991	0.00
14DM40 - SENIOR DATA SPECIALIST	0	0.00	260,325	3.25	0	0.00	136,918	1.62	0	0.00	0	0.00	0	0.00	18,604	0.00
14DM50 - DATA MANAGER	0	0.00	87,433	1.00	0	0.00	45,118	0.50	0	0.00	0	0.00	0	0.00	9,047	0.00
14EA10 - ENTERPRISE ARCHITECT	0	0.00	78,922	0.95	0	0.00	42,614	0.50	0	0.00	0	0.00	0	0.00	2,564	0.00
14IM30 - DIR STRATEGY & PLANNING LVL 3	0	0.00	95,991	0.91	0	0.00	46,540	0.43	0	0.00	0	0.00	0	0.00	7,563	0.00
14IP10 - BUSINESS ANALYST	0	0.00	67,544	1.17	0	0.00	51,983	0.91	0	0.00	0	0.00	0	0.00	1,878	0.00
14IP20 - SENIOR BUSINESS ANALYST	0	0.00	36,803	0.47	0	0.00	8,135	0.11	0	0.00	0	0.00	0	0.00	0	0.00
14IP30 - PROJECT MANAGER	1,331,927	5.53	230,180	3.00	1,374,549	5.53	119,045	1.50	1,374,549	5.53	0	0.00	1,374,549	5.53	23,076	0.00
14IP40 - SENIOR PROJECT MANAGER	110,629	0.75	205,466	2.49	114,169	0.75	125,522	1.47	114,169	0.75	0	0.00	114,169	0.75	5,538	0.00
14IP50 - PROJECT MANAGER DIRECTOR	0	0.00	96,607	0.99	0	0.00	48,555	0.48	0	0.00	0	0.00	0	0.00	10,096	0.00
14QC10 - QUALITY CONTROL TECHNICIAN	0	0.00	34,569	0.67	0	0.00	25,733	0.50	0	0.00	0	0.00	0	0.00	516	0.00
14QC20 - QUALITY CONTROL SPECIALIST	0	0.00	257,588	3.87	0	0.00	136,768	2.00	0	0.00	0	0.00	0	0.00	6,872	0.00
14QC30 - QUALITY CONTROL COORDINATOR	0	0.00	84,557	1.04	0	0.00	41,776	0.50	0	0.00	0	0.00	0	0.00	8,377	0.00
14SA10 - SYSTEMS ADMINISTRATION TECH	512,555	7.58	92,408	1.75	528,957	7.58	39,115	0.71	528,957	7.58	0	0.00	528,957	7.58	4,021	0.00
14SA20 - SYSTEMS ADMINISTRATION SPEC	0	0.00	127,996	1.86	0	0.00	90,892	1.27	0	0.00	0	0.00	0	0.00	12,154	0.00
14SA30 - SR SYSTEMS ADMINISTRATION SPEC	0	0.00	77,135	1.01	0	0.00	39,319	0.50	0	0.00	0	0.00	0	0.00	3,231	0.00
14SA40 - SYSTEMS ADMINISTRATOR	91,317	0.24	0	0.00	94,239	0.24	0	0.00	94,239	0.24	0	0.00	94,239	0.24	0	0.00
14TS20 - CLIENT SUPPORT TECH-TIER 2	0	0.00	1,165,575	20.89	7,076	0.00	610,600	10.83	7,076	0.00	0	0.00	7,076	0.00	85,166	0.00
14TS30 - SENIOR CLIENT SUPPORT TECH	354	0.00	221,546	3.23	365	0.00	113,631	1.61	365	0.00	0	0.00	365	0.00	23,969	0.00
14TS40 - CLIENT SUPPORT SUPERVISOR	0	0.00	171,476	2.39	0	0.00	86,552	1.20	0	0.00	0	0.00	0	0.00	11,950	0.00
14TS50 - CLIENT SUPPORT MANAGER	0	0.00	102,049	1.12	0	0.00	53,322	0.57	0	0.00	0	0.00	0	0.00	11,398	0.00
O99999 - OTHER	0	0.00	0	0.00	0	0.00	0	0.00	0	0.00	0	0.00	0	0.00	62,763	0.00
BUCKET - LEAVE PAYOUTS	0	0.00	29,824	0.00	0	0.00	9,530	0.00	0	0.00	0	0.00	0	0.00	0	0.00
BUCKET - PLANNED HOURLY WAGES	0	0.00	94,051	1.39	0	0.00	28,789	0.37	0	0.00	0	0.00	0	0.00	0	0.00
Total	6,328,946	35.42	5,838,468	86.79	6,538,549	35.42	3,146,749	45.54	6,538,549	35.42	0	0.00	6,538,549	35.42	419,073	0.00
Total General Revenue	6,274,109	34.92	5,838,358	86.79	6,481,957	34.92	3,146,706	45.54	6,481,957	34.92	0	0.00	6,481,957	34.92	418,507	0.00
Total Federal	54,837	0.50	110	0.00	56,592	0.50	44	0.00	56,592	0.50	0	0.00	56,592	0.50	566	0.00
Total Other Funds	0	0.00	0	0.00	0	0.00	0	0.00	0	0.00	0	0.00	0	0.00	0	0.00

Note: Totals Include Non-Counts

JOB CLASS DETAIL

	FY24 Budget		FY24 Actual		FY25 Budget		FY25 Actual as of 1/27/25		FY26 DTREQ Core		FY26 DTREQ New Decision Items		FY26 GVREC Core		FY26 GVREC New Decision Items	
	Amount	FTE	Amount	FTE	Amount	FTE	Amount	FTE	Amount	FTE	Amount	FTE	Amount	FTE	Amount	FTE
	350027B:Dss It Consolidation															
009763 - DATA PROCESSOR TECHNICAL	286,622	1.75	0	0.00	295,794	1.75	0	0.00	295,794	1.75	0	0.00	295,794	1.75	0	0.00
009764 - DATA PROCESSOR PROFESSIONAL	65,208	0.10	0	0.00	67,295	0.10	0	0.00	67,295	0.10	0	0.00	67,295	0.10	0	0.00
009766 - DATA PROCESSING MANAGER	113,765	1.00	34,512	0.25	117,405	1.00	0	0.00	117,405	1.00	0	0.00	117,405	1.00	0	0.00
009811 - MISCELLANEOUS PROFESSIONAL	0	0.00	629	0.01	0	0.00	0	0.00	0	0.00	0	0.00	0	0.00	0	0.00
009871 - SPECIAL ASST PROFESSIONAL	2,229	0.03	0	0.00	2,300	0.03	0	0.00	2,300	0.03	0	0.00	2,300	0.03	0	0.00
02AM30 - LEAD ADMIN SUPPORT ASSISTANT	18,071	0.43	46,801	0.98	18,649	0.43	24,493	0.50	18,649	0.43	0	0.00	18,649	0.43	2,947	0.00
14AS10 - ASSOC APPLICATIONS DEVELOPER	4,356,459	31.00	770,588	14.80	4,495,866	31.00	387,395	7.30	4,495,866	31.00	0	0.00	4,495,866	31.00	34,239	0.00
14AS20 - APPLICATIONS DEVELOPER	1,722,288	63.53	1,189,638	18.14	1,736,121	63.53	619,975	9.21	1,736,121	63.53	0	0.00	1,736,121	63.53	81,331	0.00
14AS30 - SENIOR APPLICATIONS DEVELOPER	1,876,053	9.67	1,423,830	18.02	1,936,087	9.67	741,271	9.11	1,936,087	9.67	0	0.00	1,936,087	9.67	112,564	0.00
14AS40 - APPLICATIONS DEVELOPMENT SPEC	0	0.00	502,839	5.55	0	0.00	255,552	2.74	0	0.00	0	0.00	0	0.00	43,738	0.00
14AS50 - APPLICATIONS DEVELOPMENT MGR	515,294	2.41	573,752	5.87	531,783	2.41	300,342	2.95	531,783	2.41	0	0.00	531,783	2.41	57,878	0.00
14CO10 - COMPUTER OPERATIONS CLERK	76,525	2.00	0	0.00	78,974	2.00	0	0.00	78,974	2.00	0	0.00	78,974	2.00	0	0.00
14DM10 - DATA TECHNICIAN	0	0.00	7,125	0.12	0	0.00	752	0.01	0	0.00	0	0.00	0	0.00	279	0.00
14DM30 - DATA SPECIALIST	0	0.00	79,606	1.03	0	0.00	45,231	0.57	0	0.00	0	0.00	0	0.00	7,162	0.00
14EA10 - ENTERPRISE ARCHITECT	0	0.00	158,807	1.66	0	0.00	53,709	0.53	0	0.00	0	0.00	0	0.00	8,166	0.00
14EA20 - SENIOR ENTERPRISE ARCHITECT	0	0.00	64,491	0.64	0	0.00	37,301	0.36	0	0.00	0	0.00	0	0.00	10,327	0.00
14GI20 - GEOGRAPHIC INFO SYSTEMS SPEC	0	0.00	156	0.00	0	0.00	0	0.00	0	0.00	0	0.00	0	0.00	0	0.00
14GI30 - GEOGRAPHIC INFO SYSTEMS SPV	0	0.00	103	0.00	0	0.00	0	0.00	0	0.00	0	0.00	0	0.00	0	0.00
14IM30 - DIR STRATEGY & PLANNING LVL 3	0	0.00	67,471	0.71	0	0.00	48,893	0.50	0	0.00	0	0.00	0	0.00	5,882	0.00
14IP10 - BUSINESS ANALYST	0	0.00	28,536	0.44	0	0.00	7,175	0.11	0	0.00	0	0.00	0	0.00	26	0.00
14IP20 - SENIOR BUSINESS ANALYST	0	0.00	5,636	0.07	0	0.00	62	0.00	0	0.00	0	0.00	0	0.00	99	0.00
14IP30 - PROJECT MANAGER	0	0.00	298,975	4.08	0	0.00	188,639	2.52	0	0.00	0	0.00	0	0.00	5,980	0.00
14IP40 - SENIOR PROJECT MANAGER	686,152	2.93	160,924	1.73	708,109	2.93	128,612	1.41	708,109	2.93	0	0.00	708,109	2.93	6,087	0.00
14IP50 - PROJECT MANAGER DIRECTOR	0	0.00	94,562	0.97	0	0.00	51,333	0.51	0	0.00	0	0.00	0	0.00	4,039	0.00
14NI30 - NETWORK INFRASTRUCTURE ARCHT	0	0.00	85,518	0.98	0	0.00	44,755	0.50	0	0.00	0	0.00	0	0.00	8,974	0.00
14NI40 - NETWORK INFRASTRUCTURE SPV	0	0.00	1,468	0.02	0	0.00	329	0.00	0	0.00	0	0.00	0	0.00	0	0.00
14QC10 - QUALITY CONTROL TECHNICIAN	0	0.00	117,497	2.44	0	0.00	77,716	1.49	0	0.00	0	0.00	0	0.00	10,128	0.00
14QC20 - QUALITY CONTROL SPECIALIST	0	0.00	135,240	1.92	0	0.00	74,643	1.03	0	0.00	0	0.00	0	0.00	20,398	0.00
14QC30 - QUALITY CONTROL COORDINATOR	0	0.00	103,114	1.22	0	0.00	63,392	0.73	0	0.00	0	0.00	0	0.00	10,308	0.00
14SA10 - SYSTEMS ADMINISTRATION TECH	699,927	13.51	139,759	2.63	722,325	13.51	101,859	1.77	722,325	13.51	0	0.00	722,325	13.51	9,308	0.00
14SA20 - SYSTEMS ADMINISTRATION SPEC	0	0.00	240,368	3.62	0	0.00	66,917	0.96	0	0.00	0	0.00	0	0.00	8,601	0.00
14SA30 - SR SYSTEMS ADMINISTRATION SPEC	0	0.00	132	0.00	0	0.00	0	0.00	0	0.00	0	0.00	0	0.00	0	0.00
14SA40 - SYSTEMS ADMINISTRATOR	367,229	1.51	0	0.00	378,980	1.51	0	0.00	378,980	1.51	0	0.00	378,980	1.51	0	0.00
14TS20 - CLIENT SUPPORT TECH-TIER 2	0	0.00	1,884,706	35.65	0	0.00	896,881	16.56	0	0.00	0	0.00	0	0.00	81,925	0.00
14TS30 - SENIOR CLIENT SUPPORT TECH	5,542	0.00	213,967	3.32	5,719	0.00	112,283	1.69	5,719	0.00	0	0.00	5,719	0.00	18,674	0.00
14TS40 - CLIENT SUPPORT SUPERVISOR	0	0.00	260,187	3.68	0	0.00	137,721	1.88	0	0.00	0	0.00	0	0.00	30,457	0.00
14TS50 - CLIENT SUPPORT MANAGER	0	0.00	6,704	0.08	0	0.00	4,040	0.04	0	0.00	0	0.00	0	0.00	1,287	0.00
999999 - OTHER	2,001	0.00	0	0.00	2,065	0.00	0	0.00	2,065	0.00	0	0.00	2,065	0.00	0	0.00
O99999 - OTHER	0	0.00	0	0.00	0	0.00	0	0.00	0	0.00	0	0.00	0	0.00	107,193	0.00
BUCKET - LEAVE PAYOUTS	0	0.00	26,478	0.00	0	0.00	6,201	0.00	0	0.00	0	0.00	0	0.00	0	0.00
BUCKET - PLANNED HOURLY WAGES	0	0.00	399,402	4.98	0	0.00	235,205	2.71	0	0.00	0	0.00	0	0.00	0	0.00
Total	10,793,365	129.87	9,123,519	135.61	11,097,472	129.87	4,712,677	67.70	11,097,472	129.87	0	0.00	11,097,472	129.87	687,997	0.00
Total General Revenue	3,686,769	17.73	3,455,064	50.90	3,846,758	17.73	1,813,711	25.79	3,846,758	17.73	0	0.00	3,846,758	17.73	259,617	0.00
Total Federal	7,106,596	112.14	5,668,455	84.71	7,250,714	112.14	2,898,965	41.91	7,250,714	112.14	0	0.00	7,250,714	112.14	428,380	0.00
Total Other Funds	0	0.00	0	0.00	0	0.00	0	0.00	0	0.00	0	0.00	0	0.00	0	0.00

Note: Totals Include Non-Counts

JOB CLASS DETAIL

	FY24 Budget		FY24 Actual		FY25 Budget		FY25 Actual as of 1/27/25		FY26 DTREQ Core		FY26 DTREQ New Decision Items		FY26 GVREC Core		FY26 GVREC New Decision Items	
	Amount	FTE	Amount	FTE	Amount	FTE	Amount	FTE	Amount	FTE	Amount	FTE	Amount	FTE	Amount	FTE
	350047B:Personnel - Operating															
009703 - DESIGNATED PRINCIPAL ASST DEPT	0	0.00	0	0.00	0	0.00	14,375	0.13	0	0.00	0	0.00	0	0.00	1,150	0.00
009705 - DIVISION DIRECTOR	132,530	1.00	126,363	0.99	136,771	1.00	63,776	0.50	135,000	1.00	0	0.00	135,000	1.00	12,788	0.00
009707 - DESIGNATED PRINCIPAL ASST DIV	337,229	3.00	5,169	0.04	348,020	3.00	14,199	0.11	252,000	2.00	0	0.00	252,000	2.00	2,560	0.00
009741 - BOARD MEMBER	14,298	1.00	0	0.00	14,756	1.00	0	0.00	14,756	1.00	0	0.00	14,756	1.00	0	0.00
009763 - DATA PROCESSOR TECHNICAL	5,435	0.98	0	0.00	5,609	0.98	0	0.00	0	0.00	0	0.00	0	0.00	0	0.00
009807 - EXECUTIVE	0	0.00	2,265	0.04	0	0.00	2,265	0.04	0	0.00	0	0.00	0	0.00	0	0.00
009810 - MISCELLANEOUS TECHNICAL	22,973	2.45	(1,535)	(0.03)	23,708	2.45	0	0.00	23,708	2.72	0	0.00	23,708	2.72	0	0.00
009811 - MISCELLANEOUS PROFESSIONAL	1,087	0.49	0	0.00	1,122	0.49	0	0.00	0	0.00	0	0.00	0	0.00	0	0.00
009871 - SPECIAL ASST PROFESSIONAL	415,417	5.00	332,828	3.68	428,710	5.00	190,318	2.04	560,613	6.00	0	0.00	560,613	6.00	14,370	0.00
009875 - SPECIAL ASST OFFICE & CLERICAL	0	0.00	44,253	1.00	0	0.00	22,776	0.50	0	0.00	0	0.00	0	0.00	1,370	0.00
02AM20 - ADMIN SUPPORT ASSISTANT	0	0.00	26,667	0.67	0	0.00	3,629	0.09	42,000	1.00	0	0.00	42,000	1.00	0	0.00
02AM30 - LEAD ADMIN SUPPORT ASSISTANT	39,024	1.00	0	0.00	40,273	1.00	0	0.00	40,273	1.00	0	0.00	40,273	1.00	0	0.00
02AM40 - ADMIN SUPPORT PROFESSIONAL	153,056	4.00	124,197	2.35	157,954	4.00	47,080	1.00	92,880	2.00	0	0.00	92,880	2.00	3,524	0.00
02AM50 - ADMINISTRATIVE MANAGER	88,899	1.00	10,464	0.13	91,744	1.00	38,957	0.50	77,400	1.00	0	0.00	77,400	1.00	7,740	0.00
02PM30 - PRINCIPAL BUSINESS PROJECT MGR	0	0.00	72,042	0.75	0	0.00	51,338	0.50	102,943	1.00	0	0.00	102,943	1.00	1,029	0.00
02RD30 - RESEARCH/DATA ANALYST	0	0.00	60,000	1.00	0	0.00	30,880	0.50	0	0.00	0	0.00	0	0.00	619	0.00
02RD40 - SENIOR RESEARCH/DATA ANALYST	397,239	5.00	292,686	3.90	409,951	5.00	191,395	2.50	383,860	5.00	0	0.00	383,860	5.00	14,725	0.00
02RD50 - RESEARCH DATA ANALYSIS SPV/MG	81,882	1.00	100,637	1.00	84,502	1.00	52,867	0.50	0	0.00	0	0.00	0	0.00	5,300	0.00
03MM20 - SENIOR MULTIMEDIA SPECIALIST	0	0.00	35,708	0.65	0	0.00	18,428	0.31	0	0.00	0	0.00	0	0.00	1,109	0.00
08TD20 - STAFF DEVELOPMENT TRAINER	76,032	1.00	0	0.00	78,465	1.00	0	0.00	78,465	1.00	0	0.00	78,465	1.00	0	0.00
08TD30 - STAFF DEV TRAINING SPECIALIST	203,248	3.00	11,392	0.17	209,752	3.00	0	0.00	77,258	1.00	0	0.00	77,258	1.00	0	0.00
08TD40 - SR STAFF DEV TRAINING SPEC	337,438	5.00	327,996	4.84	348,236	5.00	117,610	1.75	335,400	5.00	0	0.00	335,400	5.00	7,387	0.00
08TD50 - STAFF DEVELOPMENT TRAINING MGR	0	0.00	23,238	0.28	0	0.00	10,250	0.13	185,760	2.00	0	0.00	185,760	2.00	4,100	0.00
11AB20 - AGENCY BUDGET SENIOR ANALYST	0	0.00	5,942	0.08	0	0.00	3,058	0.04	0	0.00	0	0.00	0	0.00	552	0.00
12HR20 - HUMAN RESOURCES GENERALIST	0	0.00	0	0.00	0	0.00	21,674	0.42	0	0.00	0	0.00	0	0.00	11,839	0.00
12HR40 - HUMAN RESOURCES MANAGER	0	0.00	0	0.00	0	0.00	5,452	0.07	0	0.00	0	0.00	0	0.00	7,572	0.00
12HR50 - HUMAN RESOURCES DIRECTOR	0	0.00	0	0.00	0	0.00	9,302	0.08	0	0.00	0	0.00	0	0.00	11,162	0.00
12SH10 - HUMAN RESOURCES CONSULTANT A	119,755	5.00	143,890	3.45	123,587	5.00	76,534	1.75	264,000	7.00	0	0.00	264,000	7.00	4,757	0.00
12SH20 - HUMAN RESOURCES CONSULTANT	1,038,948	14.80	352,523	6.72	1,072,194	14.80	175,564	3.29	426,200	8.00	0	0.00	426,200	8.00	5,439	0.00
12SH30 - SR HUMAN RESOURCES CONSULTA	510,613	12.00	641,034	10.56	526,953	12.00	317,075	5.30	834,330	16.00	0	0.00	834,330	16.00	38,203	0.00
12SH40 - HUMAN RESOURCES CONSLTNT SPE	61,996	1.00	119,233	1.67	63,980	1.00	69,381	0.92	79,266	1.00	0	0.00	79,266	1.00	7,576	0.00
12SH50 - HUMAN RESOURCES PROGRAM COO	327,523	4.00	163,496	1.79	338,004	4.00	93,608	1.00	188,000	2.00	0	0.00	188,000	2.00	9,636	0.00
12SH60 - HUMAN RESOURCES PROGRAM DIR	214,337	2.00	363,224	3.37	221,196	2.00	149,826	1.42	531,375	7.00	0	0.00	531,375	7.00	11,467	0.00
O99999 - OTHER	0	0.00	0	0.00	0	0.00	0	0.00	0	0.00	0	0.00	0	0.00	45,667	0.00
BUCKET - LEAVE PAYOUTS	0	0.00	27,864	0.00	0	0.00	10,627	0.00	0	0.00	0	0.00	0	0.00	0	0.00
BUCKET - PLANNED HOURLY WAGES	0	0.00	25,853	0.72	0	0.00	20,545	0.51	0	0.00	0	0.00	0	0.00	0	0.00
BUCKET - PROVISIONAL WAGES	0	0.00	1,096	0.03	0	0.00	8,277	0.24	0	0.00	0	0.00	0	0.00	0	0.00
Total	4,578,959	73.72	3,438,523	49.84	4,725,487	73.72	1,831,065	26.12	4,725,487	73.72	0	0.00	4,725,487	73.72	231,641	0.00
Total General Revenue	4,389,041	70.72	3,400,205	49.27	4,529,491	70.72	1,822,905	26.00	4,529,491	70.72	0	0.00	4,529,491	70.72	229,681	0.00
Total Federal	0	0.00	0	0.00	0	0.00	0	0.00	0	0.00	0	0.00	0	0.00	0	0.00
Total Other Funds	189,918	3.00	38,318	0.57	195,996	3.00	8,160	0.12	195,996	3.00	0	0.00	195,996	3.00	1,960	0.00

Note: Totals Include Non-Counts

JOB CLASS DETAIL

	FY24 Budget		FY24 Actual		FY25 Budget		FY25 Actual as of 1/27/25		FY26 DTREQ Core		FY26 DTREQ New Decision Items		FY26 GVREC Core		FY26 GVREC New Decision Items	
	Amount	FTE	Amount	FTE	Amount	FTE	Amount	FTE	Amount	FTE	Amount	FTE	Amount	FTE	Amount	FTE
350172B:Cntr For Operational Excellence																
009725 - PROGRAM MANAGER	108,700	1.00	0	0.00	112,178	1.00	0	0.00	0	0.00	0	0.00	0	0.00	0	0.00
009871 - SPECIAL ASST PROFESSIONAL	288,055	3.00	198,151	1.88	297,273	3.00	103,950	0.96	218,750	1.00	0	0.00	218,750	1.00	5,329	0.00
02AM30 - LEAD ADMIN SUPPORT ASSISTANT	0	0.00	33,000	0.75	0	0.00	22,645	0.50	45,408	1.00	0	0.00	45,408	1.00	4,541	0.00
02AM40 - ADMIN SUPPORT PROFESSIONAL	52,720	1.00	1,331	0.02	54,407	1.00	0	0.00	0	0.00	0	0.00	0	0.00	0	0.00
02PM20 - SR BUSINESS PROJECT MANAGER	0	0.00	105,898	1.21	0	0.00	90,211	1.00	130,515	2.00	0	0.00	130,515	2.00	9,949	0.00
02PM30 - PRINCIPAL BUSINESS PROJECT MGR	0	0.00	37,500	0.42	0	0.00	46,320	0.50	92,880	1.00	0	0.00	92,880	1.00	2,786	0.00
02RD40 - SENIOR RESEARCH/DATA ANALYST	0	0.00	45,333	0.71	0	0.00	32,939	0.50	66,048	1.00	0	0.00	66,048	1.00	3,963	0.00
14IP30 - PROJECT MANAGER	86,960	1.00	0	0.00	89,743	1.00	0	0.00	0	0.00	0	0.00	0	0.00	0	0.00
O99999 - OTHER	0	0.00	0	0.00	0	0.00	0	0.00	0	0.00	0	0.00	0	0.00	5,284	0.00
Total	536,435	6.00	421,213	4.98	553,601	6.00	296,065	3.46	553,601	6.00	0	0.00	553,601	6.00	31,852	0.00
Total General Revenue	536,435	6.00	421,213	4.98	553,601	6.00	296,065	3.46	553,601	6.00	0	0.00	553,601	6.00	31,852	0.00
Total Federal	0	0.00	0	0.00	0	0.00	0	0.00	0	0.00	0	0.00	0	0.00	0	0.00
Total Other Funds	0	0.00	0	0.00	0	0.00	0	0.00	0	0.00	0	0.00	0	0.00	0	0.00

Note: Totals Include Non-Counts

JOB CLASS DETAIL

	FY24 Budget		FY24 Actual		FY25 Budget		FY25 Actual as of 1/27/25		FY26 DTREQ Core		FY26 DTREQ New Decision Items		FY26 GVREC Core		FY26 GVREC New Decision Items	
	Amount	FTE	Amount	FTE	Amount	FTE	Amount	FTE	Amount	FTE	Amount	FTE	Amount	FTE	Amount	FTE
	350173B:Employee Referral Program															
009732 - CHAPLAIN	0	0.00	0	0.00	0	0.00	500	0.00	0	0.00	0	0.00	0	0.00	0	0.00
009734 - LEGAL COUNSEL	0	0.00	0	0.00	0	0.00	250	0.00	0	0.00	0	0.00	0	0.00	0	0.00
009871 - SPECIAL ASST PROFESSIONAL	0	0.00	750	0.01	0	0.00	1,000	0.01	0	0.00	0	0.00	0	0.00	0	0.00
009872 - SPECIAL ASST TECHNICIAN	0	0.00	0	0.00	0	0.00	1,000	0.01	0	0.00	0	0.00	0	0.00	0	0.00
009878 - PRINCIPAL ASST BOARD/COMMISSON	0	0.00	0	0.00	0	0.00	500	0.00	0	0.00	0	0.00	0	0.00	0	0.00
01AG60 - AGRIBUSINESS MANAGER	0	0.00	0	0.00	0	0.00	250	0.00	0	0.00	0	0.00	0	0.00	0	0.00
01CN10 - CONSUMER PROTECTIONS TECH	0	0.00	0	0.00	0	0.00	500	0.00	0	0.00	0	0.00	0	0.00	0	0.00
01CN30 - SR CONSUMER PROTECTIONS SPEC	0	0.00	0	0.00	0	0.00	250	0.00	0	0.00	0	0.00	0	0.00	0	0.00
02AM10 - ADMINISTRATIVE SUPPORT CLERK	0	0.00	250	0.00	0	0.00	2,250	0.02	0	0.00	0	0.00	0	0.00	0	0.00
02AM20 - ADMIN SUPPORT ASSISTANT	0	0.00	2,000	0.02	0	0.00	1,500	0.01	0	0.00	0	0.00	0	0.00	0	0.00
02AM30 - LEAD ADMIN SUPPORT ASSISTANT	0	0.00	0	0.00	0	0.00	2,250	0.02	0	0.00	0	0.00	0	0.00	0	0.00
02AM40 - ADMIN SUPPORT PROFESSIONAL	0	0.00	0	0.00	0	0.00	750	0.01	0	0.00	0	0.00	0	0.00	0	0.00
02CS10 - ASSOCIATE CUSTOMER SERVICE RE	0	0.00	0	0.00	0	0.00	250	0.00	0	0.00	0	0.00	0	0.00	0	0.00
02CS20 - CUSTOMER SERVICE REP	0	0.00	0	0.00	0	0.00	500	0.00	0	0.00	0	0.00	0	0.00	0	0.00
02CS30 - LEAD CUSTOMER SERVICE REP	0	0.00	0	0.00	0	0.00	500	0.00	0	0.00	0	0.00	0	0.00	0	0.00
02PS20 - PROGRAM SPECIALIST	0	0.00	0	0.00	0	0.00	1,000	0.01	0	0.00	0	0.00	0	0.00	0	0.00
02PS30 - SENIOR PROGRAM SPECIALIST	0	0.00	250	0.00	0	0.00	0	0.00	0	0.00	0	0.00	0	0.00	0	0.00
02PS40 - PROGRAM COORDINATOR	0	0.00	0	0.00	0	0.00	750	0.01	0	0.00	0	0.00	0	0.00	0	0.00
02RD40 - SENIOR RESEARCH/DATA ANALYST	0	0.00	0	0.00	0	0.00	250	0.00	0	0.00	0	0.00	0	0.00	0	0.00
02RM20 - SENIOR RISK/CLAIMS TECHNICIAN	0	0.00	0	0.00	0	0.00	250	0.00	0	0.00	0	0.00	0	0.00	0	0.00
02RM50 - SENIOR RISK/CLAIMS SPECIALIST	0	0.00	0	0.00	0	0.00	250	0.00	0	0.00	0	0.00	0	0.00	0	0.00
02SK10 - STORES/WAREHOUSE ASSISTANT	0	0.00	500	0.00	0	0.00	750	0.01	0	0.00	0	0.00	0	0.00	0	0.00
04CA10 - CORR ADMINISTRATOR (LEVEL 1)	0	0.00	0	0.00	0	0.00	500	0.00	0	0.00	0	0.00	0	0.00	0	0.00
04CA20 - CORR ADMINISTRATOR (LEVEL 2)	0	0.00	0	0.00	0	0.00	500	0.00	0	0.00	0	0.00	0	0.00	0	0.00
04CA30 - CORR ADMINISTRATOR (LEVEL 3)	0	0.00	0	0.00	0	0.00	500	0.00	0	0.00	0	0.00	0	0.00	0	0.00
04CM10 - CORRECTIONAL PROGRAM WORKER	0	0.00	0	0.00	0	0.00	500	0.00	0	0.00	0	0.00	0	0.00	0	0.00
04CM30 - CORRECTIONAL PROGRAM SPEC	0	0.00	0	0.00	0	0.00	4,750	0.04	0	0.00	0	0.00	0	0.00	0	0.00
04CM40 - CORRECTIONAL PROGRAM SPV	0	0.00	500	0.00	0	0.00	1,000	0.01	0	0.00	0	0.00	0	0.00	0	0.00
04CY10 - CORRECTIONAL OFFICER	0	0.00	3,500	0.03	0	0.00	14,000	0.11	0	0.00	0	0.00	0	0.00	0	0.00
04CY20 - CORRECTIONAL SERGEANT	0	0.00	500	0.00	0	0.00	5,000	0.04	0	0.00	0	0.00	0	0.00	0	0.00
04CY30 - CORRECTIONAL LIEUTENANT	0	0.00	0	0.00	0	0.00	500	0.00	0	0.00	0	0.00	0	0.00	0	0.00
04CY40 - CORRECTIONAL CAPTAIN	0	0.00	1,000	0.01	0	0.00	2,250	0.02	0	0.00	0	0.00	0	0.00	0	0.00
05AO10 - ADDICTION COUNSELOR	0	0.00	0	0.00	0	0.00	500	0.00	0	0.00	0	0.00	0	0.00	0	0.00
05BT10 - BEHAVIORAL TECHNICIAN	0	0.00	0	0.00	0	0.00	1,000	0.01	0	0.00	0	0.00	0	0.00	0	0.00
05NU10 - LICENSED PRACTICAL NURSE	0	0.00	0	0.00	0	0.00	250	0.00	0	0.00	0	0.00	0	0.00	0	0.00
05NU20 - SR LICENSED PRACTICAL NURSE	0	0.00	0	0.00	0	0.00	500	0.00	0	0.00	0	0.00	0	0.00	0	0.00
05NU30 - REGISTERED NURSE	0	0.00	0	0.00	0	0.00	1,750	0.01	0	0.00	0	0.00	0	0.00	0	0.00
05NU40 - REGISTERED NURSE SPEC/SPV	0	0.00	0	0.00	0	0.00	750	0.01	0	0.00	0	0.00	0	0.00	0	0.00
05QI10 - QUALITY IMPROVEMENT SPECIALIST	0	0.00	0	0.00	0	0.00	500	0.00	0	0.00	0	0.00	0	0.00	0	0.00
05RT10 - THERAPEUTIC SERVICES WORKER	0	0.00	0	0.00	0	0.00	250	0.00	0	0.00	0	0.00	0	0.00	0	0.00
05RT50 - THERAPEUTIC SERVICES MANAGER	0	0.00	500	0.00	0	0.00	250	0.00	0	0.00	0	0.00	0	0.00	0	0.00
05SP10 - SUPPORT CARE ASSISTANT	0	0.00	1,500	0.01	0	0.00	7,000	0.06	0	0.00	0	0.00	0	0.00	0	0.00
05SP30 - SUPERVISING SUPPORT CARE ASST	0	0.00	0	0.00	0	0.00	1,250	0.01	0	0.00	0	0.00	0	0.00	0	0.00
05SP40 - SUPPORT CARE PROFESSIONAL	0	0.00	0	0.00	0	0.00	1,000	0.01	0	0.00	0	0.00	0	0.00	0	0.00
05SP50 - TREATMENT SUPERVISOR	0	0.00	0	0.00	0	0.00	250	0.00	0	0.00	0	0.00	0	0.00	0	0.00
05SW30 - LICENSED CLINICAL SOCIAL WKR	0	0.00	0	0.00	0	0.00	250	0.00	0	0.00	0	0.00	0	0.00	0	0.00
06FS30 - FOOD SERVICE SUPERVISOR	0	0.00	0	0.00	0	0.00	750	0.01	0	0.00	0	0.00	0	0.00	0	0.00
06LD30 - LAUNDRY MANAGER	0	0.00	0	0.00	0	0.00	500	0.00	0	0.00	0	0.00	0	0.00	0	0.00
07EB20 - ECONOMIC DEVELOPMENT SPEC	0	0.00	0	0.00	0	0.00	500	0.00	0	0.00	0	0.00	0	0.00	0	0.00
08AT20 - EDUCATOR	0	0.00	500	0.00	0	0.00	0	0.00	0	0.00	0	0.00	0	0.00	0	0.00
08AT30 - EDUCATION SPECIALIST	0	0.00	0	0.00	0	0.00	1,000	0.01	0	0.00	0	0.00	0	0.00	0	0.00
08AT40 - EDUCATION PROGRAM MANAGER	0	0.00	0	0.00	0	0.00	500	0.00	0	0.00	0	0.00	0	0.00	0	0.00
08TD10 - IN-SERVICE TRAINER	0	0.00	0	0.00	0	0.00	500	0.00	0	0.00	0	0.00	0	0.00	0	0.00
08TD20 - STAFF DEVELOPMENT TRAINER	0	0.00	0	0.00	0	0.00	1,000	0.01	0	0.00	0	0.00	0	0.00	0	0.00
08TD30 - STAFF DEV TRAINING SPECIALIST	0	0.00	0	0.00	0	0.00	500	0.00	0	0.00	0	0.00	0	0.00	0	0.00
08TD40 - SR STAFF DEV TRAINING SPEC	0	0.00	0	0.00	0	0.00	750	0.01	0	0.00	0	0.00	0	0.00	0	0.00
10EP10 - ENVIRONMENTAL PROGRAM ASST	0	0.00	0	0.00	0	0.00	250	0.00	0	0.00	0	0.00	0	0.00	0	0.00
10EP20 - ENVIRONMENTAL PROGRAM ANALYS	0	0.00	0	0.00	0	0.00	250	0.00	0	0.00	0	0.00	0	0.00	0	0.00
10EP30 - ENVIRONMENTAL PROGRAM SPEC	0	0.00	0	0.00	0	0.00	250	0.00	0	0.00	0	0.00	0	0.00	0	0.00
11AB20 - AGENCY BUDGET SENIOR ANALYST	0	0.00	250	0.00	0	0.00	0	0.00	0	0.00	0	0.00	0	0.00	0	0.00

JOB CLASS DETAIL

	FY24 Budget		FY24 Actual		FY25 Budget		FY25 Actual as of 1/27/25		FY26 DTREQ Core		FY26 DTREQ New Decision Items		FY26 GVREC Core		FY26 GVREC New Decision Items	
	Amount	FTE	Amount	FTE	Amount	FTE	Amount	FTE	Amount	FTE	Amount	FTE	Amount	FTE	Amount	FTE
	11AC20 - ACCOUNTS ASSISTANT	0	0.00	0	0.00	0	0.00	250	0.00	0	0.00	0	0.00	0	0.00	0
11AC30 - SENIOR ACCOUNTS ASSISTANT	0	0.00	0	0.00	0	0.00	750	0.01	0	0.00	0	0.00	0	0.00	0	0.00
11AC40 - ACCOUNTS SUPERVISOR	0	0.00	0	0.00	0	0.00	250	0.00	0	0.00	0	0.00	0	0.00	0	0.00
11AC60 - INTERMEDIATE ACCOUNTANT	0	0.00	0	0.00	0	0.00	250	0.00	0	0.00	0	0.00	0	0.00	0	0.00
11AC80 - ACCOUNTANT SUPERVISOR	0	0.00	0	0.00	0	0.00	750	0.01	0	0.00	0	0.00	0	0.00	0	0.00
11AC90 - ACCOUNTANT MANAGER	0	0.00	0	0.00	0	0.00	250	0.00	0	0.00	0	0.00	0	0.00	0	0.00
11AD30 - LEAD AUDITOR	0	0.00	0	0.00	0	0.00	250	0.00	0	0.00	0	0.00	0	0.00	0	0.00
11GR20 - GRANTS OFFICER	0	0.00	0	0.00	0	0.00	500	0.00	0	0.00	0	0.00	0	0.00	0	0.00
11PN20 - PROCUREMENT ANALYST	0	0.00	0	0.00	0	0.00	250	0.00	0	0.00	0	0.00	0	0.00	0	0.00
11PN40 - PROCUREMENT SUPERVISOR	0	0.00	0	0.00	0	0.00	500	0.00	0	0.00	0	0.00	0	0.00	0	0.00
12HR10 - HUMAN RESOURCES ASSISTANT	0	0.00	0	0.00	0	0.00	500	0.00	0	0.00	0	0.00	0	0.00	0	0.00
12HR20 - HUMAN RESOURCES GENERALIST	0	0.00	0	0.00	0	0.00	250	0.00	0	0.00	0	0.00	0	0.00	0	0.00
13BE10 - BENEFIT PROGRAM ASSOCIATE	0	0.00	0	0.00	0	0.00	1,000	0.01	0	0.00	0	0.00	0	0.00	0	0.00
13BE20 - BENEFIT PROGRAM TECHNICIAN	0	0.00	500	0.00	0	0.00	14,250	0.11	0	0.00	0	0.00	0	0.00	0	0.00
13BE30 - BENEFIT PROGRAM SPECIALIST	0	0.00	500	0.00	0	0.00	3,000	0.02	0	0.00	0	0.00	0	0.00	0	0.00
13BE40 - BENEFIT PROGRAM SR SPECIALIST	0	0.00	0	0.00	0	0.00	750	0.01	0	0.00	0	0.00	0	0.00	0	0.00
13BE50 - BENEFIT PROGRAM SUPERVISOR	0	0.00	0	0.00	0	0.00	750	0.01	0	0.00	0	0.00	0	0.00	0	0.00
13DD10 - DEVL P DISABILITY SERVICE ASSOC	0	0.00	0	0.00	0	0.00	750	0.01	0	0.00	0	0.00	0	0.00	0	0.00
13SS05 - SOCIAL SERVICES ASSISTANT	0	0.00	0	0.00	0	0.00	500	0.00	0	0.00	0	0.00	0	0.00	0	0.00
13SS10 - ASSOCIATE SOCIAL SERVICES SPEC	0	0.00	500	0.00	0	0.00	250	0.00	0	0.00	0	0.00	0	0.00	0	0.00
13SS20 - SOCIAL SERVICES SPECIALIST	0	0.00	500	0.00	0	0.00	5,750	0.05	0	0.00	0	0.00	0	0.00	0	0.00
13SS30 - SR SOCIAL SERVICES SPECIALIST	0	0.00	500	0.00	0	0.00	750	0.01	0	0.00	0	0.00	0	0.00	0	0.00
13SS40 - SOCIAL SVCS UNIT SUPERVISOR	0	0.00	250	0.00	0	0.00	2,000	0.02	0	0.00	0	0.00	0	0.00	0	0.00
13SS50 - SOCIAL SVCS AREA SUPERVISOR	0	0.00	0	0.00	0	0.00	750	0.01	0	0.00	0	0.00	0	0.00	0	0.00
13VR10 - REHABILITATION ASSOCIATE	0	0.00	0	0.00	0	0.00	500	0.00	0	0.00	0	0.00	0	0.00	0	0.00
13VR30 - SR REHABILITATION SPECIALIST	0	0.00	0	0.00	0	0.00	500	0.00	0	0.00	0	0.00	0	0.00	0	0.00
13YS10 - YOUTH SERVICES WORKER	0	0.00	0	0.00	0	0.00	1,500	0.01	0	0.00	0	0.00	0	0.00	0	0.00
13YS20 - YTH SVCS SUPERVISOR/SPECIALIST	0	0.00	0	0.00	0	0.00	250	0.00	0	0.00	0	0.00	0	0.00	0	0.00
14AS20 - APPLICATIONS DEVELOPER	0	0.00	0	0.00	0	0.00	1,000	0.01	0	0.00	0	0.00	0	0.00	0	0.00
14SA30 - SR SYSTEMS ADMINISTRATION SPEC	0	0.00	0	0.00	0	0.00	250	0.00	0	0.00	0	0.00	0	0.00	0	0.00
14SE30 - CYBERSECURITY SPECIALIST	0	0.00	0	0.00	0	0.00	500	0.00	0	0.00	0	0.00	0	0.00	0	0.00
14TS20 - CLIENT SUPPORT TECH-TIER 2	0	0.00	500	0.00	0	0.00	750	0.01	0	0.00	0	0.00	0	0.00	0	0.00
17PE20 - PARK RANGER	0	0.00	0	0.00	0	0.00	500	0.00	0	0.00	0	0.00	0	0.00	0	0.00
17PO40 - PARK/HISTORIC SITE COORDINATOR	0	0.00	0	0.00	0	0.00	250	0.00	0	0.00	0	0.00	0	0.00	0	0.00
19PH10 - PUBLIC HEALTH PROGRAM ASSOC	0	0.00	0	0.00	0	0.00	250	0.00	0	0.00	0	0.00	0	0.00	0	0.00
19PH50 - PUBLIC HEALTH PROGRAM MANAGE	0	0.00	0	0.00	0	0.00	250	0.00	0	0.00	0	0.00	0	0.00	0	0.00
20CI10 - NON-COMMISSIONED INVESTIGATOR	0	0.00	0	0.00	0	0.00	500	0.00	0	0.00	0	0.00	0	0.00	0	0.00
20CI20 - SR NON-COMMISSION INVESTIGATOR	0	0.00	1,250	0.01	0	0.00	0	0.00	0	0.00	0	0.00	0	0.00	0	0.00
20CI70 - INVESTIGATIONS MANAGER	0	0.00	250	0.00	0	0.00	250	0.00	0	0.00	0	0.00	0	0.00	0	0.00
20PP10 - PROBATION AND PAROLE ASSISTANT	0	0.00	0	0.00	0	0.00	500	0.00	0	0.00	0	0.00	0	0.00	0	0.00
20PP30 - PROBATION AND PAROLE OFFICER	0	0.00	1,000	0.01	0	0.00	4,500	0.04	0	0.00	0	0.00	0	0.00	0	0.00
20PP40 - PROBATION & PAROLE SUPERVISOR	0	0.00	0	0.00	0	0.00	500	0.00	0	0.00	0	0.00	0	0.00	0	0.00
21II30 - COMPLIANCE INSPECTOR	0	0.00	0	0.00	0	0.00	250	0.00	0	0.00	0	0.00	0	0.00	0	0.00
21RB40 - REGULATORY AUDITOR	0	0.00	250	0.00	0	0.00	250	0.00	0	0.00	0	0.00	0	0.00	0	0.00
22ST40 - SPECIALIZED TRADES SUPERVISOR	0	0.00	0	0.00	0	0.00	250	0.00	0	0.00	0	0.00	0	0.00	0	0.00
999999 - OTHER	284,500	0.00	0	0.00	406,000	0.00	0	0.00	406,000	0.00	0	0.00	200,000	0.00	0	0.00
O03006 - TEACHER	0	0.00	0	0.00	0	0.00	500	0.00	0	0.00	0	0.00	0	0.00	0	0.00
O03310 - DIRECTOR	0	0.00	0	0.00	0	0.00	250	0.00	0	0.00	0	0.00	0	0.00	0	0.00
O03311 - ASST DIRECTOR	0	0.00	0	0.00	0	0.00	500	0.00	0	0.00	0	0.00	0	0.00	0	0.00
O03334 - VR COUNSELOR	0	0.00	0	0.00	0	0.00	250	0.00	0	0.00	0	0.00	0	0.00	0	0.00
O03341 - VR COUNSELOR IV	0	0.00	0	0.00	0	0.00	250	0.00	0	0.00	0	0.00	0	0.00	0	0.00
O04451 - CHARTER SCHOOLS FIELD DIRECTO	0	0.00	0	0.00	0	0.00	250	0.00	0	0.00	0	0.00	0	0.00	0	0.00
O09460 - BENEFIT PROGRAM TECHNICIAN	0	0.00	0	0.00	0	0.00	500	0.00	0	0.00	0	0.00	0	0.00	0	0.00
O99999 - OTHER	0	0.00	0	0.00	0	0.00	0	0.00	0	0.00	0	0.00	0	0.00	2,000	0.00
P02AMA - ASSISTANT ASSOCIATE	0	0.00	0	0.00	0	0.00	500	0.00	0	0.00	0	0.00	0	0.00	0	0.00
P13BE1 - BENEFIT PROGRAM ASSOCIATE	0	0.00	0	0.00	0	0.00	750	0.01	0	0.00	0	0.00	0	0.00	0	0.00
P13BE4 - BENEFIT PROGRAM SENIOR SPECIAL	0	0.00	0	0.00	0	0.00	750	0.01	0	0.00	0	0.00	0	0.00	0	0.00
BUCKET - PLANNED HOURLY WAGES	0	0.00	0	0.00	0	0.00	250	0.00	0	0.00	0	0.00	0	0.00	0	0.00
BUCKET - PROVISIONAL WAGES	0	0.00	0	0.00	0	0.00	1,500	0.01	0	0.00	0	0.00	0	0.00	0	0.00
Total	284,500	0.00	18,000	0.14	406,000	0.00	122,250	0.98	406,000	0.00	0	0.00	200,000	0.00	2,000	0.00

JOB CLASS DETAIL

	FY24 Budget		FY24 Actual		FY25 Budget		FY25 Actual as of 1/27/25		FY26 DTREQ Core		FY26 DTREQ New Decision Items		FY26 GVREC Core		FY26 GVREC New Decision Items	
	Amount	FTE	Amount	FTE	Amount	FTE	Amount	FTE	Amount	FTE	Amount	FTE	Amount	FTE	Amount	FTE
Total General Revenue	148,865	0.00	14,088	0.11	406,000	0.00	122,250	0.98	406,000	0.00	0	0.00	200,000	0.00	2,000	0.00
Total Federal	62,842	0.00	3,662	0.03	0	0.00	0	0.00	0	0.00	0	0.00	0	0.00	0	0.00
Total Other Funds	72,793	0.00	250	0.00	0	0.00	0	0.00	0	0.00	0	0.00	0	0.00	0	0.00

Note: Totals Include Non-Counts

JOB CLASS DETAIL

	FY24 Budget		FY24 Actual		FY25 Budget		FY25 Actual as of 1/27/25		FY26 DTREQ Core		FY26 DTREQ New Decision Items		FY26 GVREC Core		FY26 GVREC New Decision Items	
	Amount	FTE	Amount	FTE	Amount	FTE	Amount	FTE	Amount	FTE	Amount	FTE	Amount	FTE	Amount	FTE
350051B:Employee Suggestion Award																
999999 - OTHER	19,000	0.00	0	0.00	19,000	0.00	0	0.00	19,000	0.00	0	0.00	19,000	0.00	0	0.00
O99999 - OTHER	0	0.00	0	0.00	0	0.00	0	0.00	0	0.00	0	0.00	0	0.00	190	0.00
BUCKET - LEAVE PAYOUTS	0	0.00	15,550	0.00	0	0.00	17,550	0.00	0	0.00	0	0.00	0	0.00	0	0.00
Total	19,000	0.00	15,550	0.00	19,000	0.00	17,550	0.00	19,000	0.00	0	0.00	19,000	0.00	190	0.00
Total General Revenue	19,000	0.00	15,550	0.00	19,000	0.00	17,550	0.00	19,000	0.00	0	0.00	19,000	0.00	190	0.00
Total Federal	0	0.00	0	0.00	0	0.00	0	0.00	0	0.00	0	0.00	0	0.00	0	0.00
Total Other Funds	0	0.00	0	0.00	0	0.00	0	0.00	0	0.00	0	0.00	0	0.00	0	0.00

Note: Totals Include Non-Counts

JOB CLASS DETAIL

	FY24 Budget		FY24 Actual		FY25 Budget		FY25 Actual as of 1/27/25		FY26 DTREQ Core		FY26 DTREQ New Decision Items		FY26 GVREC Core		FY26 GVREC New Decision Items	
	Amount	FTE	Amount	FTE	Amount	FTE	Amount	FTE	Amount	FTE	Amount	FTE	Amount	FTE	Amount	FTE
350052B:Purchasing Operating																
009705 - DIVISION DIRECTOR	132,530	1.00	132,530	1.00	136,771	1.00	71,619	0.50	143,609	1.00	0	0.00	143,609	1.00	14,361	0.00
009707 - DESIGNATED PRINCIPAL ASST DIV	63,203	1.00	86,001	1.00	65,225	1.00	44,464	0.50	65,225	1.00	0	0.00	65,225	1.00	7,133	0.00
009734 - LEGAL COUNSEL	112,278	1.00	105,313	0.96	115,871	1.00	54,470	0.48	115,871	1.00	0	0.00	115,871	1.00	10,922	0.00
02AM20 - ADMIN SUPPORT ASSISTANT	125,632	4.00	147,634	3.87	129,652	4.00	79,558	2.00	129,652	4.00	0	0.00	129,652	4.00	7,623	0.00
02AM40 - ADMIN SUPPORT PROFESSIONAL	50,532	1.00	47,727	1.00	52,149	1.00	26,184	0.50	52,149	1.00	0	0.00	52,149	1.00	525	0.00
02PS20 - PROGRAM SPECIALIST	0	0.00	17,772	0.33	0	0.00	28,478	0.50	58,134	1.00	0	0.00	58,134	1.00	2,325	0.00
02PS30 - SENIOR PROGRAM SPECIALIST	75,649	1.00	68,939	1.00	78,070	1.00	35,481	0.50	78,070	1.00	0	0.00	78,070	1.00	4,980	0.00
02RD30 - RESEARCH/DATA ANALYST	0	0.00	48,500	0.83	56,760	1.00	33,291	0.50	67,616	1.00	0	0.00	67,616	1.00	676	0.00
03PR30 - PUBLIC RELATIONS COORDINATOR	0	0.00	30,000	0.50	67,080	1.00	30,880	0.50	67,080	1.00	0	0.00	67,080	1.00	1,858	0.00
08TD30 - STAFF DEV TRAINING SPECIALIST	0	0.00	55,125	0.87	65,016	1.00	32,424	0.50	65,016	1.00	0	0.00	65,016	1.00	1,300	0.00
11BP10 - BUDGET AND POLICY ANALYST	0	0.00	0	0.00	0	0.00	0	0.00	0	0.00	0	0.00	0	0.00	650	0.00
11PN10 - PROCUREMENT ASSOCIATE	0	0.00	5,914	0.16	0	0.00	0	0.00	0	0.00	0	0.00	0	0.00	0	0.00
11PN20 - PROCUREMENT ANALYST	671,007	13.00	533,431	11.32	692,479	13.00	318,594	6.67	692,479	13.00	0	0.00	692,479	13.00	8,590	0.00
11PN30 - PROCUREMENT SPECIALIST	436,642	7.00	94,444	1.63	261,759	4.00	0	0.00	185,931	3.00	0	0.00	185,931	3.00	0	0.00
11PN40 - PROCUREMENT SUPERVISOR	972,264	12.00	758,886	9.92	1,003,377	12.00	391,793	5.05	1,003,377	12.00	0	0.00	1,003,377	12.00	53,448	0.00
11PN50 - PROCUREMENT MANAGER	203,628	2.00	208,704	2.00	210,144	2.00	107,413	1.00	210,144	2.00	0	0.00	210,144	2.00	21,538	0.00
AS0650 - SENATORS' STAFF	0	0.00	346	0.01	0	0.00	0	0.00	0	0.00	0	0.00	0	0.00	0	0.00
O99999 - OTHER	0	0.00	0	0.00	0	0.00	0	0.00	0	0.00	0	0.00	0	0.00	28,304	0.00
BUCKET - LEAVE PAYOUTS	0	0.00	26,884	0.00	0	0.00	0	0.00	0	0.00	0	0.00	0	0.00	0	0.00
BUCKET - PLANNED HOURLY WAGES	0	0.00	100,562	1.36	0	0.00	39,488	0.48	0	0.00	0	0.00	0	0.00	0	0.00
Total	2,843,365	43.00	2,468,711	37.76	2,934,353	43.00	1,294,136	19.69	2,934,353	43.00	0	0.00	2,934,353	43.00	164,233	0.00
Total General Revenue	2,805,190	42.55	2,434,376	37.40	2,894,956	42.55	1,275,994	19.50	2,894,956	42.55	0	0.00	2,894,956	42.55	160,615	0.00
Total Federal	16,495	0.20	14,302	0.15	17,024	0.20	7,832	0.08	17,024	0.20	0	0.00	17,024	0.20	1,600	0.00
Total Other Funds	21,680	0.25	20,034	0.21	22,373	0.25	10,310	0.11	22,373	0.25	0	0.00	22,373	0.25	2,018	0.00

Note: Totals Include Non-Counts

JOB CLASS DETAIL

	FY24 Budget		FY24 Actual		FY25 Budget		FY25 Actual as of 1/27/25		FY26 DTREQ Core		FY26 DTREQ New Decision Items		FY26 GVREC Core		FY26 GVREC New Decision Items	
	Amount	FTE	Amount	FTE	Amount	FTE	Amount	FTE	Amount	FTE	Amount	FTE	Amount	FTE	Amount	FTE
	350061B:Asset Management															
009705 - DIVISION DIRECTOR	132,407	1.00	130,440	1.00	136,644	1.00	70,490	0.50	136,644	1.00	0	0.00	136,644	1.00	1,413	0.00
009707 - DESIGNATED PRINCIPAL ASST DIV	250,448	3.00	107,525	1.38	258,462	3.00	57,748	0.55	258,462	3.00	0	0.00	258,462	3.00	857	0.00
009734 - LEGAL COUNSEL	158,166	1.95	131,743	1.52	163,227	1.95	69,479	0.73	163,227	1.95	0	0.00	163,227	1.95	1,423	0.00
009810 - MISCELLANEOUS TECHNICAL	0	0.00	3,435	0.06	0	0.00	0	0.00	0	0.00	0	0.00	0	0.00	0	0.00
009871 - SPECIAL ASST PROFESSIONAL	194,484	2.30	323,764	3.79	200,707	2.30	166,734	1.88	200,707	2.30	0	0.00	200,707	2.30	21,725	0.00
009950 - LABORER	0	0.00	6,047	0.18	0	0.00	0	0.00	0	0.00	0	0.00	0	0.00	0	0.00
009953 - SKILLED TRADESMAN	0	0.00	0	0.00	0	0.00	966	0.02	0	0.00	0	0.00	0	0.00	0	0.00
02AM20 - ADMIN SUPPORT ASSISTANT	538,762	14.00	462,061	11.73	564,571	14.00	242,158	5.73	564,571	14.00	0	0.00	564,571	14.00	28,129	0.00
02AM30 - LEAD ADMIN SUPPORT ASSISTANT	474,107	10.00	526,485	11.72	489,278	10.00	296,900	6.46	489,278	10.00	0	0.00	489,278	10.00	25,558	0.00
02AM40 - ADMIN SUPPORT PROFESSIONAL	62,013	1.00	212,796	3.80	63,997	1.00	108,354	1.79	63,997	1.00	0	0.00	63,997	1.00	9,792	0.00
02AM50 - ADMINISTRATIVE MANAGER	209,501	2.00	146,509	1.46	216,205	2.00	50,422	0.50	216,205	2.00	0	0.00	216,205	2.00	4,044	0.00
02PM20 - SR BUSINESS PROJECT MANAGER	89,156	1.00	89,156	1.00	92,009	1.00	236,097	2.79	92,009	1.00	0	0.00	92,009	1.00	28,543	0.00
02PM30 - PRINCIPAL BUSINESS PROJECT MGR	0	0.00	173,959	1.54	0	0.00	131,171	1.21	0	0.00	0	0.00	0	0.00	20,991	0.00
02PS30 - SENIOR PROGRAM SPECIALIST	138,478	2.00	193,771	2.79	142,909	2.00	66,135	0.95	142,909	2.00	0	0.00	142,909	2.00	11,330	0.00
02PS40 - PROGRAM COORDINATOR	1	0.00	0	0.00	1	0.00	33,453	0.50	1	0.00	0	0.00	1	0.00	1,342	0.00
02PS50 - PROGRAM MANAGER	91,952	1.00	84,786	1.00	94,894	1.00	45,095	0.50	94,894	1.00	0	0.00	94,894	1.00	7,350	0.00
02RD40 - SENIOR RESEARCH/DATA ANALYST	0	0.00	61,959	1.00	0	0.00	31,888	0.50	0	0.00	0	0.00	0	0.00	2,558	0.00
02SK20 - STORES/WAREHOUSE ASSOCIATE	197,546	5.00	185,175	4.74	204,446	5.00	63,756	1.58	204,446	5.00	0	0.00	204,446	5.00	4,869	0.00
02SK30 - STORES/WAREHOUSE SUPERVISOR	0	0.00	0	0.00	0	0.00	18,913	0.42	0	0.00	0	0.00	0	0.00	2,225	0.00
03PR30 - PUBLIC RELATIONS COORDINATOR	0	0.00	65,220	1.00	0	0.00	33,567	0.50	0	0.00	0	0.00	0	0.00	4,711	0.00
06CU30 - CUSTODIAL SUPERVISOR	293,243	7.00	143,904	3.50	302,627	7.00	0	0.00	302,627	7.00	0	0.00	302,627	7.00	0	0.00
06CU40 - CUSTODIAL MANAGER	58,778	1.00	67,227	1.47	60,659	1.00	128,048	2.71	60,659	1.00	0	0.00	60,659	1.00	5,727	0.00
08TD30 - STAFF DEV TRAINING SPECIALIST	0	0.00	21,875	0.29	0	0.00	38,600	0.50	0	0.00	0	0.00	0	0.00	2,322	0.00
09AE10 - DESIGNER	305,643	5.00	303,338	4.83	315,424	5.00	157,650	2.46	315,424	5.00	0	0.00	315,424	5.00	11,995	0.00
09AE20 - ARCHITECT	68,242	1.00	75,500	1.00	70,426	1.00	9,639	0.13	70,426	1.00	0	0.00	70,426	1.00	0	0.00
09ER20 - ASSOCIATE ENGINEER	65,747	1.00	69,568	1.00	67,851	1.00	35,804	0.50	67,851	1.00	0	0.00	67,851	1.00	718	0.00
09ER30 - PROFESSIONAL ENGINEER	88,047	1.00	89,134	1.00	90,865	1.00	45,874	0.50	90,865	1.00	0	0.00	90,865	1.00	920	0.00
09ER50 - ENGINEER SUPERVISOR	97,969	1.00	102,178	1.00	101,104	1.00	52,588	0.50	101,104	1.00	0	0.00	101,104	1.00	2,109	0.00
09ES20 - ENGNNG SURVEYING & FIELD TECH	202,075	4.00	147,870	3.12	208,541	4.00	72,990	1.50	208,541	4.00	0	0.00	208,541	4.00	1,979	0.00
09PG10 - ENGNNG/ARCHITECT PROJECT MGR	1,195,182	15.00	1,159,552	14.68	1,233,428	15.00	536,175	6.64	1,233,428	15.00	0	0.00	1,233,428	15.00	37,738	0.00
09PG20 - SR ENGNNG/ARCHITECT PROJECT MG	490,200	5.00	484,622	4.79	505,886	5.00	242,959	2.33	505,886	5.00	0	0.00	505,886	5.00	33,886	0.00
11AB10 - AGENCY BUDGET ANALYST	74,966	1.00	0	0.00	77,365	1.00	0	0.00	77,365	1.00	0	0.00	77,365	1.00	0	0.00
11AB20 - AGENCY BUDGET SENIOR ANALYST	157,747	2.00	118,657	1.67	162,795	2.00	66,907	1.00	162,795	2.00	0	0.00	162,795	2.00	8,050	0.00
11AC30 - SENIOR ACCOUNTS ASSISTANT	142,079	3.00	142,079	3.00	146,626	3.00	72,941	1.50	146,626	3.00	0	0.00	146,626	3.00	7,099	0.00
11AC50 - ACCOUNTANT	174,828	3.00	169,572	3.00	180,422	3.00	86,825	1.49	180,422	3.00	0	0.00	180,422	3.00	6,416	0.00
11AC60 - INTERMEDIATE ACCOUNTANT	76,215	1.00	76,215	1.00	78,654	1.00	18,043	0.25	78,654	1.00	0	0.00	78,654	1.00	1,330	0.00
11AC80 - ACCOUNTANT SUPERVISOR	0	0.00	110,431	1.25	0	0.00	88,523	1.00	0	0.00	0	0.00	0	0.00	15,975	0.00
11AC90 - ACCOUNTANT MANAGER	101,064	1.00	108,437	1.00	104,298	1.00	55,809	0.50	104,298	1.00	0	0.00	104,298	1.00	8,953	0.00
11PN20 - PROCUREMENT ANALYST	166,387	3.00	77,911	1.45	171,711	3.00	45,642	0.86	171,711	3.00	0	0.00	171,711	3.00	6,001	0.00
11PN30 - PROCUREMENT SPECIALIST	186,753	3.00	138,234	2.17	192,729	3.00	66,626	1.00	192,729	3.00	0	0.00	192,729	3.00	11,592	0.00
11PN40 - PROCUREMENT SUPERVISOR	307,878	4.00	245,037	3.25	317,730	4.00	113,847	1.50	317,730	4.00	0	0.00	317,730	4.00	16,805	0.00
11PN50 - PROCUREMENT MANAGER	0	0.00	150,938	1.58	0	0.00	97,975	1.00	0	0.00	0	0.00	0	0.00	8,639	0.00
14AS30 - SENIOR APPLICATIONS DEVELOPER	0	0.00	0	0.00	0	0.00	0	0.00	0	0.00	0	0.00	0	0.00	1,678	0.00
14CO15 - SR NETWORK OPERATIONS TECH	0	0.00	0	0.00	0	0.00	0	0.00	0	0.00	0	0.00	0	0.00	301	0.00
14EA20 - SENIOR ENTERPRISE ARCHITECT	0	0.00	0	0.00	0	0.00	0	0.00	0	0.00	0	0.00	0	0.00	3,299	0.00
14GI20 - GEOGRAPHIC INFO SYSTEMS SPEC	0	0.00	53,567	0.89	0	0.00	30,389	0.49	0	0.00	0	0.00	0	0.00	562	0.00
18RL10 - REAL ESTATE SERVICES SPEC	75,960	1.00	24,360	0.37	78,391	1.00	0	0.00	78,391	1.00	0	0.00	78,391	1.00	0	0.00
18RL20 - REAL ESTATE SVCS COORDINATOR	426,405	6.00	463,409	6.50	440,050	6.00	246,557	3.37	440,050	6.00	0	0.00	440,050	6.00	26,900	0.00
22FG10 - MAINTENANCE/GROUNDS WORKER	238,960	4.00	51,494	1.46	246,607	4.00	17,804	0.50	246,607	4.00	0	0.00	246,607	4.00	3,570	0.00
22FG20 - MAINTENANCE/GROUNDS TECHNICI	6,067,079	153.00	5,257,854	131.23	6,230,278	152.00	2,405,566	58.22	5,876,421	148.00	0	0.00	5,876,421	148.00	201,894	1.00
22FG30 - MAINTENANCE/GROUNDS SUPERVIS	1,192,466	25.00	805,943	16.73	1,234,275	25.00	380,109	7.52	1,234,275	25.00	0	0.00	1,234,275	25.00	37,021	0.00
22FG40 - MAINTENANCE/GROUNDS MANAGER	76,630	1.00	0	0.00	79,082	1.00	0	0.00	79,082	1.00	0	0.00	79,082	1.00	0	0.00
22ST20 - SPECIALIZED TRADES WORKER	4,850,792	106.00	4,358,136	95.12	4,825,487	102.00	2,267,027	48.09	4,825,487	102.00	0	0.00	4,825,487	102.00	404,158	3.00
22ST30 - SR SPECIALIZED TRADES WORKER	926,011	20.00	1,043,894	20.72	965,562	20.00	570,805	12.42	965,562	20.00	0	0.00	965,562	20.00	41,206	0.00
22ST40 - SPECIALIZED TRADES SUPERVISOR	3,028,000	54.00	3,222,156	57.62	3,071,964	52.00	1,681,494	29.58	3,071,964	52.00	0	0.00	3,071,964	52.00	290,405	1.00
22ST50 - SPECIALIZED TRADES MANAGER	527,125	6.00	735,599	8.38	547,995	6.00	324,334	3.50	547,995	6.00	0	0.00	547,995	6.00	158,052	1.00
22TA10 - CONSTRUCTION PROJECT TECH	498,659	8.00	401,569	6.44	514,616	8.00	168,360	2.63	514,616	8.00	0	0.00	514,616	8.00	9,648	0.00
22TA20 - CONSTRUCTION PROJECT SPEC	133,389	2.00	314,683	4.58	137,657	2.00	172,007	2.46	137,657	2.00	0	0.00	137,657	2.00	24,979	0.00
22TA30 - CONSTRUCTION PROJECT SPV	157,757	2.00	78,264	1.00	162,805	2.00	40,280	0.50	162,805	2.00	0	0.00	162,805	2.00	8,077	0.00
22TA40 - CONSTRUCTION PROJECT MANAGER	75,055	1.00	77,935	1.00	77,457	1.00	40,111	0.50	77,457	1.00	0	0.00	77,457	1.00	8,043	0.00

JOB CLASS DETAIL

	FY24 Budget		FY24 Actual		FY25 Budget		FY25 Actual as of 1/27/25		FY26 DTREQ Core		FY26 DTREQ New Decision Items		FY26 GVREC Core		FY26 GVREC New Decision Items	
	Amount	FTE	Amount	FTE	Amount	FTE	Amount	FTE	Amount	FTE	Amount	FTE	Amount	FTE	Amount	FTE
O99999 - OTHER	0	0.00	0	0.00	0	0.00	0	0.00	0	0.00	0	0.00	0	0.00	241,785	0.00
BUCKET - SALARY DIFFERENTIAL	0	0.00	13,189	0.00	0	0.00	8,726	0.00	0	0.00	0	0.00	0	0.00	0	0.00
BUCKET - LEAVE PAYOUTS	0	0.00	164,676	0.00	0	0.00	98,020	0.00	0	0.00	0	0.00	0	0.00	0	0.00
BUCKET - PLANNED HOURLY WAGES	0	0.00	707,714	9.66	0	0.00	444,815	7.31	353,857	4.00	0	0.00	353,857	4.00	0	0.00
BUCKET - SEASONAL WAGES	0	0.00	91,587	2.68	0	0.00	6,328	0.18	0	0.00	0	0.00	0	0.00	0	0.00
Total	25,064,352	495.25	24,773,140	470.14	25,628,717	488.25	12,659,522	232.21	25,628,717	488.25	0	0.00	25,628,717	488.25	1,826,692	6.00
Total General Revenue	0	0.00	0	0.00	0	0.00	0	0.00	0	0.00	0	0.00	0	0.00	0	0.00
Total Federal	0	0.00	0	0.00	0	0.00	0	0.00	0	0.00	0	0.00	0	0.00	0	0.00
Total Other Funds	25,064,352	495.25	24,773,140	470.14	25,628,717	488.25	12,659,522	232.21	25,628,717	488.25	0	0.00	25,628,717	488.25	1,826,692	6.00

Note: Totals Include Non-Counts

JOB CLASS DETAIL

	FY24 Budget		FY24 Actual		FY25 Budget		FY25 Actual as of 1/27/25		FY26 DTREQ Core		FY26 DTREQ New Decision Items		FY26 GVREC Core		FY26 GVREC New Decision Items	
	Amount	FTE	Amount	FTE	Amount	FTE	Amount	FTE	Amount	FTE	Amount	FTE	Amount	FTE	Amount	FTE
	350066B:General Services - Operating															
009705 - DIVISION DIRECTOR	134,056	1.00	130,440	1.00	138,346	1.00	67,133	0.50	138,346	1.00	0	0.00	138,346	1.00	13,461	0.00
009707 - DESIGNATED PRINCIPAL ASST DIV	193,003	3.15	222,621	3.00	199,179	3.15	122,294	1.49	199,179	3.15	0	0.00	199,179	3.15	20,499	0.00
009810 - MISCELLANEOUS TECHNICAL	164,014	4.60	31,715	0.56	169,262	4.60	20,692	0.42	169,262	4.60	0	0.00	169,262	4.60	0	0.00
009811 - MISCELLANEOUS PROFESSIONAL	19,908	0.80	8,170	0.24	20,545	0.80	8,902	0.23	20,545	0.80	0	0.00	20,545	0.80	0	0.00
009871 - SPECIAL ASST PROFESSIONAL	167	0.00	37,455	0.40	172	0.00	19,565	0.20	172	0.00	0	0.00	172	0.00	1,794	0.00
02AM10 - ADMINISTRATIVE SUPPORT CLERK	576,756	15.00	414,778	11.60	595,212	15.00	174,281	4.71	595,212	15.00	0	0.00	595,212	15.00	11,063	0.00
02AM20 - ADMIN SUPPORT ASSISTANT	1,026,594	24.00	786,044	21.28	1,059,445	24.00	445,692	11.78	1,059,445	24.00	0	0.00	1,059,445	24.00	24,559	0.00
02AM30 - LEAD ADMIN SUPPORT ASSISTANT	138,811	3.00	121,621	2.79	143,253	3.00	54,659	1.21	143,253	3.00	0	0.00	143,253	3.00	2,454	0.00
02AM40 - ADMIN SUPPORT PROFESSIONAL	553,840	12.30	548,265	10.76	571,563	12.30	278,237	5.24	571,563	12.30	0	0.00	571,563	12.30	30,616	0.00
02AM50 - ADMINISTRATIVE MANAGER	542,769	7.15	254,390	2.88	560,137	7.15	122,534	1.36	560,137	7.15	0	0.00	560,137	7.15	5,078	0.00
02CS10 - ASSOCIATE CUSTOMER SERVICE RE	38,958	1.00	0	0.00	40,205	1.00	0	0.00	40,205	1.00	0	0.00	40,205	1.00	0	0.00
02CS20 - CUSTOMER SERVICE REP	62,882	1.50	73,016	1.69	64,894	1.50	48,926	1.12	64,894	1.50	0	0.00	64,894	1.50	6,147	0.00
02CS40 - CUSTOMER SERVICE SUPERVISOR	46,776	1.00	25,295	0.51	48,273	1.00	25,586	0.50	48,273	1.00	0	0.00	48,273	1.00	1,026	0.00
02PS40 - PROGRAM COORDINATOR	97,066	1.50	132,399	2.10	100,172	1.50	67,866	1.05	100,172	1.50	0	0.00	100,172	1.50	11,758	0.00
02RM10 - RISK/CLAIMS TECHNICIAN	36,424	1.00	39,986	1.00	37,590	1.00	20,579	0.50	37,590	1.00	0	0.00	37,590	1.00	4,127	0.00
02RM20 - SENIOR RISK/CLAIMS TECHNICIAN	218,351	5.00	292,592	5.93	225,338	5.00	144,743	2.87	225,338	5.00	0	0.00	225,338	5.00	7,619	0.00
02RM50 - SENIOR RISK/CLAIMS SPECIALIST	380,938	7.00	366,038	5.96	393,128	7.00	186,085	2.94	393,128	7.00	0	0.00	393,128	7.00	20,104	0.00
02RM70 - RISK/CLAIMS MANAGER	70,655	1.00	67,371	0.96	72,916	1.00	32,167	0.50	72,916	1.00	0	0.00	72,916	1.00	2,580	0.00
03MM10 - MULTIMEDIA SPECIALIST	161,326	4.00	14,493	0.33	166,488	4.00	0	0.00	166,488	4.00	0	0.00	166,488	4.00	0	0.00
03MM20 - SENIOR MULTIMEDIA SPECIALIST	44,639	1.00	66,244	1.54	46,067	1.00	43,489	1.00	46,067	1.00	0	0.00	46,067	1.00	872	0.00
03PR30 - PUBLIC RELATIONS COORDINATOR	62,274	1.00	86,924	1.54	64,267	1.00	40,017	0.69	64,267	1.00	0	0.00	64,267	1.00	336	0.00
11AB20 - AGENCY BUDGET SENIOR ANALYST	0	0.00	5,942	0.08	0	0.00	3,058	0.04	0	0.00	0	0.00	0	0.00	552	0.00
11PN20 - PROCUREMENT ANALYST	100,205	2.00	40,633	1.00	103,412	2.00	22,234	0.50	103,412	2.00	0	0.00	103,412	2.00	892	0.00
14AS30 - SENIOR APPLICATIONS DEVELOPER	0	0.00	4	0.00	0	0.00	4	0.00	0	0.00	0	0.00	0	0.00	0	0.00
14IP30 - PROJECT MANAGER	78,305	1.00	518	0.01	80,811	1.00	113	0.00	80,811	1.00	0	0.00	80,811	1.00	0	0.00
14QC10 - QUALITY CONTROL TECHNICIAN	0	0.00	0	0.00	0	0.00	4	0.00	0	0.00	0	0.00	0	0.00	0	0.00
14SA20 - SYSTEMS ADMINISTRATION SPEC	0	0.00	2,040	0.03	0	0.00	762	0.01	0	0.00	0	0.00	0	0.00	0	0.00
22AU20 - AUTOMOTIVE MECHANIC	210,940	4.00	138,883	2.83	217,690	4.00	90,691	1.79	275,214	5.00	0	0.00	275,214	5.00	12,127	0.00
O99999 - OTHER	0	0.00	0	0.00	0	0.00	0	0.00	0	0.00	0	0.00	0	0.00	50,072	0.00
BUCKET - LEAVE PAYOUTS	0	0.00	15,639	0.00	0	0.00	21,214	0.00	0	0.00	0	0.00	0	0.00	0	0.00
BUCKET - PLANNED HOURLY WAGES	0	0.00	96,049	2.27	0	0.00	34,142	0.74	0	0.00	0	0.00	0	0.00	0	0.00
Total	4,959,657	103.00	4,019,565	82.30	5,118,365	103.00	2,095,671	41.39	5,175,889	104.00	0	0.00	5,175,889	104.00	227,736	0.00
Total General Revenue	1,181,529	20.00	1,137,605	19.11	1,219,336	20.00	548,442	9.04	1,219,336	20.00	0	0.00	1,219,336	20.00	60,356	0.00
Total Federal	0	0.00	0	0.00	0	0.00	0	0.00	0	0.00	0	0.00	0	0.00	0	0.00
Total Other Funds	3,778,128	83.00	2,881,961	63.19	3,899,029	83.00	1,547,229	32.35	3,956,553	84.00	0	0.00	3,956,553	84.00	167,380	0.00

Note: Totals Include Non-Counts

JOB CLASS DETAIL

	FY24 Budget		FY24 Actual		FY25 Budget		FY25 Actual as of 1/27/25		FY26 DTREQ Core		FY26 DTREQ New Decision Items		FY26 GVREC Core		FY26 GVREC New Decision Items	
	Amount	FTE	Amount	FTE	Amount	FTE	Amount	FTE	Amount	FTE	Amount	FTE	Amount	FTE	Amount	FTE
350067B:Surplus Property - Operating																
009707 - DESIGNATED PRINCIPAL ASST DIV	2,446	0.04	0	0.00	2,524	0.04	0	0.00	2,524	0.04	0	0.00	2,524	0.04	0	0.00
009810 - MISCELLANEOUS TECHNICAL	34,082	1.00	12,334	0.33	35,173	1.00	9,847	0.25	35,173	1.00	0	0.00	35,173	1.00	0	0.00
009811 - MISCELLANEOUS PROFESSIONAL	0	0.00	0	0.00	0	0.00	2,645	0.04	0	0.00	0	0.00	0	0.00	0	0.00
02AM20 - ADMIN SUPPORT ASSISTANT	137,999	2.88	42,936	1.00	142,415	2.88	22,098	0.50	142,415	2.88	0	0.00	142,415	2.88	4,431	0.00
02AM30 - LEAD ADMIN SUPPORT ASSISTANT	0	0.00	52,252	1.08	0	0.00	18,570	0.37	0	0.00	0	0.00	0	0.00	500	0.00
02AM40 - ADMIN SUPPORT PROFESSIONAL	50,416	1.00	51,468	1.00	52,029	1.00	26,489	0.50	52,029	1.00	0	0.00	52,029	1.00	5,312	0.00
02AM50 - ADMINISTRATIVE MANAGER	170,276	2.08	78,371	1.00	175,725	2.08	41,009	0.50	175,725	2.08	0	0.00	175,725	2.08	8,492	0.00
02PS40 - PROGRAM COORDINATOR	74,929	1.00	55,983	0.92	77,327	1.00	32,035	0.50	77,327	1.00	0	0.00	77,327	1.00	650	0.00
02SK10 - STORES/WAREHOUSE ASSISTANT	98,407	2.00	72,991	2.00	101,556	2.00	35,605	0.96	101,556	2.00	0	0.00	101,556	2.00	1,464	0.00
02SK20 - STORES/WAREHOUSE ASSOCIATE	161,043	3.00	41,306	1.00	166,196	3.00	21,259	0.50	166,196	3.00	0	0.00	166,196	3.00	3,837	0.00
02SK30 - STORES/WAREHOUSE SUPERVISOR	69,685	1.00	45,550	1.00	71,915	1.00	23,443	0.50	71,915	1.00	0	0.00	71,915	1.00	1,410	0.00
03PR20 - SR PUBLIC RELATIONS SPECIALIST	62,643	1.00	45,783	1.00	64,648	1.00	23,563	0.50	64,648	1.00	0	0.00	64,648	1.00	945	0.00
11PN10 - PROCUREMENT ASSOCIATE	53,048	1.00	0	0.00	54,746	1.00	0	0.00	54,746	1.00	0	0.00	54,746	1.00	0	0.00
22AU20 - AUTOMOTIVE MECHANIC	111,481	2.00	46,600	1.00	115,048	2.00	23,983	0.50	57,524	1.00	0	0.00	57,524	1.00	3,847	0.00
22DR20 - TRANSPORT DRIVER	61,269	1.00	13,581	0.29	63,230	1.00	0	0.00	63,230	1.00	0	0.00	63,230	1.00	0	0.00
O99999 - OTHER	0	0.00	0	0.00	0	0.00	0	0.00	0	0.00	0	0.00	0	0.00	10,418	0.00
BUCKET - LEAVE PAYOUTS	0	0.00	1,413	0.00	0	0.00	3,835	0.00	0	0.00	0	0.00	0	0.00	0	0.00
BUCKET - PLANNED HOURLY WAGES	0	0.00	40,872	0.91	0	0.00	19,749	0.40	0	0.00	0	0.00	0	0.00	0	0.00
Total	1,087,724	19.00	601,438	12.53	1,122,532	19.00	304,130	6.02	1,065,008	18.00	0	0.00	1,065,008	18.00	41,306	0.00
Total General Revenue	0	0.00	0	0.00	0	0.00	0	0.00	0	0.00	0	0.00	0	0.00	0	0.00
Total Federal	0	0.00	0	0.00	0	0.00	0	0.00	0	0.00	0	0.00	0	0.00	0	0.00
Total Other Funds	1,087,724	19.00	601,438	12.53	1,122,532	19.00	304,130	6.02	1,065,008	18.00	0	0.00	1,065,008	18.00	41,306	0.00

Note: Totals Include Non-Counts

JOB CLASS DETAIL

	FY24 Budget		FY24 Actual		FY25 Budget		FY25 Actual as of 1/27/25		FY26 DTREQ Core		FY26 DTREQ New Decision Items		FY26 GVREC Core		FY26 GVREC New Decision Items	
	Amount	FTE	Amount	FTE	Amount	FTE	Amount	FTE	Amount	FTE	Amount	FTE	Amount	FTE	Amount	FTE
350079B:Admin Hearing Commission																
009734 - LEGAL COUNSEL	379,722	5.50	241,543	3.00	391,873	5.50	124,314	1.50	391,873	5.50	0	0.00	391,873	5.50	14,401	0.00
009739 - COMMISSION MEMBER	642,467	5.00	405,300	3.14	663,026	5.00	310,027	2.33	663,026	5.00	0	0.00	663,026	5.00	26,633	0.00
009875 - SPECIAL ASST OFFICE & CLERICAL	65,311	1.00	133,152	2.00	67,401	1.00	67,068	0.98	67,401	1.00	0	0.00	67,401	1.00	2,075	0.00
009878 - PRINCIPAL ASST BOARD/COMMISSON	45,045	1.00	30,569	0.63	46,486	1.00	18,392	0.37	46,486	1.00	0	0.00	46,486	1.00	3,800	0.00
02AM20 - ADMIN SUPPORT ASSISTANT	0	0.00	15,000	0.37	0	0.00	20,962	0.50	0	0.00	0	0.00	0	0.00	443	0.00
02AM30 - LEAD ADMIN SUPPORT ASSISTANT	45,500	1.00	31,568	0.71	46,956	1.00	18,167	0.42	46,956	1.00	0	0.00	46,956	1.00	1,768	0.00
02AM40 - ADMIN SUPPORT PROFESSIONAL	87,739	2.00	54,473	1.00	90,547	2.00	28,035	0.50	90,547	2.00	0	0.00	90,547	2.00	5,622	0.00
15CR10 - COURT REPORTER	120,728	2.00	68,683	1.12	124,591	2.00	32,444	0.51	124,591	2.00	0	0.00	124,591	2.00	0	0.00
15LS40 - PARALEGAL	46,711	1.00	53,027	1.09	48,206	1.00	24,747	0.50	48,206	1.00	0	0.00	48,206	1.00	2,057	0.00
009809 - MISCELLANEOUS POOL STAFF	0	0.00	1,631	0.05	0	0.00	0	0.00	0	0.00	0	0.00	0	0.00	0	0.00
O99999 - OTHER	0	0.00	0	0.00	0	0.00	0	0.00	0	0.00	0	0.00	0	0.00	13,005	0.00
BUCKET - LEAVE PAYOUTS	0	0.00	3,392	0.00	0	0.00	1,565	0.00	0	0.00	0	0.00	0	0.00	0	0.00
Total	1,433,223	18.50	1,038,339	13.12	1,479,086	18.50	645,721	7.62	1,479,086	18.50	0	0.00	1,479,086	18.50	69,804	0.00
Total General Revenue	1,206,408	15.79	831,581	10.65	1,245,012	15.79	549,210	6.49	1,245,012	15.79	0	0.00	1,245,012	15.79	62,654	0.00
Total Federal	0	0.00	0	0.00	0	0.00	0	0.00	0	0.00	0	0.00	0	0.00	0	0.00
Total Other Funds	226,815	2.71	206,757	2.47	234,074	2.71	96,511	1.13	234,074	2.71	0	0.00	234,074	2.71	7,150	0.00

Note: Totals Include Non-Counts

JOB CLASS DETAIL

	FY24 Budget		FY24 Actual		FY25 Budget		FY25 Actual as of 1/27/25		FY26 DTREQ Core		FY26 DTREQ New Decision Items		FY26 GVREC Core		FY26 GVREC New Decision Items	
	Amount	FTE	Amount	FTE	Amount	FTE	Amount	FTE	Amount	FTE	Amount	FTE	Amount	FTE	Amount	FTE
350080B:Office Of Child Advocate																
005296 - INVESTIGATOR I	56,959	1.00	0	0.00	0	0.00	0	0.00	0	0.00	0	0.00	0	0.00	0	0.00
009725 - PROGRAM MANAGER	89,601	1.00	82,612	1.00	85,256	1.00	42,518	0.50	85,256	1.00	0	0.00	85,256	1.00	3,410	0.00
009726 - ASSISTANT PROGRAM MANAGER	135,750	2.00	0	0.00	0	0.00	0	0.00	0	0.00	0	0.00	0	0.00	0	0.00
009734 - LEGAL COUNSEL	85,131	1.00	0	0.00	0	0.00	0	0.00	0	0.00	0	0.00	0	0.00	0	0.00
009871 - SPECIAL ASST PROFESSIONAL	0	0.00	0	0.00	0	0.00	2,916	0.04	0	0.00	0	0.00	0	0.00	2,800	0.00
02AM30 - LEAD ADMIN SUPPORT ASSISTANT	0	0.00	38,499	0.92	42,627	1.00	20,953	0.48	42,627	1.00	0	0.00	42,627	1.00	3,960	0.00
02PS30 - SENIOR PROGRAM SPECIALIST	0	0.00	0	0.00	0	0.00	8,807	0.12	0	0.00	0	0.00	0	0.00	7,100	0.00
02PS40 - PROGRAM COORDINATOR	0	0.00	0	0.00	72,240	1.00	0	0.00	72,240	1.00	0	0.00	72,240	1.00	0	0.00
13SS30 - SR SOCIAL SERVICES SPECIALIST	119,792	2.00	306,255	4.92	366,361	5.00	147,722	2.34	366,361	5.00	0	0.00	366,361	5.00	13,272	0.00
O99999 - OTHER	0	0.00	0	0.00	0	0.00	0	0.00	0	0.00	0	0.00	0	0.00	5,438	0.00
V99999 - OTHER	1,686	0.00	0	0.00	0	0.00	0	0.00	0	0.00	0	0.00	0	0.00	0	0.00
BUCKET - LEAVE PAYOUTS	0	0.00	15,364	0.00	0	0.00	565	0.00	0	0.00	0	0.00	0	0.00	0	0.00
Total	488,919	7.00	442,729	6.84	566,484	8.00	223,481	3.48	566,484	8.00	0	0.00	566,484	8.00	35,980	0.00
Total General Revenue	332,479	4.70	303,270	4.69	405,038	5.70	153,080	2.38	405,038	5.70	0	0.00	405,038	5.70	24,817	0.00
Total Federal	156,440	2.30	139,460	2.16	161,446	2.30	70,401	1.10	161,446	2.30	0	0.00	161,446	2.30	11,163	0.00
Total Other Funds	0	0.00	0	0.00	0	0.00	0	0.00	0	0.00	0	0.00	0	0.00	0	0.00

Note: Totals Include Non-Counts

JOB CLASS DETAIL

	FY24 Budget		FY24 Actual		FY25 Budget		FY25 Actual as of 1/27/25		FY26 DTREQ Core		FY26 DTREQ New Decision Items		FY26 GVREC Core		FY26 GVREC New Decision Items	
	Amount	FTE	Amount	FTE	Amount	FTE	Amount	FTE	Amount	FTE	Amount	FTE	Amount	FTE	Amount	FTE
350082B:Children's Trust Fund - Oper																
009811 - MISCELLANEOUS PROFESSIONAL	0	0.00	56,524	1.00	0	0.00	2,355	0.04	0	0.00	0	0.00	0	0.00	0	0.00
009878 - PRINCIPAL ASST BOARD/COMMISSON	104,449	1.00	102,796	1.00	107,419	1.00	52,906	0.50	107,419	1.00	0	0.00	107,419	1.00	91,409	1.00
02AM20 - ADMIN SUPPORT ASSISTANT	41,591	1.00	40,000	1.00	42,922	1.00	20,587	0.50	42,922	1.00	0	0.00	42,922	1.00	413	0.00
03PR10 - PUBLIC RELATIONS SPECIALIST	0	0.00	0	0.00	0	0.00	26,736	0.46	0	0.00	0	0.00	0	0.00	583	0.00
11AB10 - AGENCY BUDGET ANALYST	59,742	1.00	65,220	1.00	68,112	1.00	33,567	0.50	68,112	1.00	0	0.00	68,112	1.00	6,731	0.00
11GR30 - GRANTS SPECIALIST	203,970	3.00	134,243	2.00	204,411	3.00	56,230	0.78	204,411	3.00	0	0.00	204,411	3.00	4,787	0.00
O99999 - OTHER	0	0.00	0	0.00	0	0.00	0	0.00	0	0.00	0	0.00	0	0.00	4,055	0.00
BUCKET - LEAVE PAYOUTS	0	0.00	0	0.00	0	0.00	1,479	0.00	0	0.00	0	0.00	0	0.00	0	0.00
Total	409,752	6.00	398,783	6.00	422,864	6.00	193,860	2.78	422,864	6.00	0	0.00	422,864	6.00	107,978	1.00
Total General Revenue	0	0.00	0	0.00	0	0.00	0	0.00	0	0.00	0	0.00	0	0.00	0	0.00
Total Federal	63,073	1.00	56,524	1.00	0	0.00	0	0.00	0	0.00	0	0.00	0	0.00	0	0.00
Total Other Funds	346,679	5.00	342,259	5.00	422,864	6.00	193,860	2.78	422,864	6.00	0	0.00	422,864	6.00	107,978	1.00

Note: Totals Include Non-Counts

JOB CLASS DETAIL

	FY24 Budget		FY24 Actual		FY25 Budget		FY25 Actual as of 1/27/25		FY26 DTREQ Core		FY26 DTREQ New Decision Items		FY26 GVREC Core		FY26 GVREC New Decision Items	
	Amount	FTE	Amount	FTE	Amount	FTE	Amount	FTE	Amount	FTE	Amount	FTE	Amount	FTE	Amount	FTE
350086B:Gov Council On Disability																
009878 - PRINCIPAL ASST BOARD/COMMISSON	72,388	1.00	67,459	0.94	74,704	1.00	27,020	0.25	74,704	1.00	0	0.00	74,704	1.00	5,418	0.00
02AM30 - LEAD ADMIN SUPPORT ASSISTANT	45,293	1.00	42,261	1.00	46,742	1.00	0	0.00	46,742	1.00	0	0.00	46,742	1.00	0	0.00
02AM40 - ADMIN SUPPORT PROFESSIONAL	0	0.00	0	0.00	0	0.00	23,623	0.50	0	0.00	0	0.00	0	0.00	4,737	0.00
02PS30 - SENIOR PROGRAM SPECIALIST	105,085	2.00	102,819	1.96	108,448	2.00	56,344	1.00	108,448	2.00	0	0.00	108,448	2.00	4,360	0.00
O99999 - OTHER	0	0.00	0	0.00	0	0.00	0	0.00	0	0.00	0	0.00	0	0.00	2,210	0.00
BUCKET - LEAVE PAYOUTS	0	0.00	3,882	0.00	0	0.00	0	0.00	0	0.00	0	0.00	0	0.00	0	0.00
Total	222,766	4.00	216,420	3.90	229,894	4.00	106,987	1.75	229,894	4.00	0	0.00	229,894	4.00	16,725	0.00
Total General Revenue	222,766	4.00	216,420	3.90	229,894	4.00	106,987	1.75	229,894	4.00	0	0.00	229,894	4.00	16,725	0.00
Total Federal	0	0.00	0	0.00	0	0.00	0	0.00	0	0.00	0	0.00	0	0.00	0	0.00
Total Other Funds	0	0.00	0	0.00	0	0.00	0	0.00	0	0.00	0	0.00	0	0.00	0	0.00

Note: Totals Include Non-Counts

JOB CLASS DETAIL

	FY24 Budget		FY24 Actual		FY25 Budget		FY25 Actual as of 1/27/25		FY26 DTREQ Core		FY26 DTREQ New Decision Items		FY26 GVREC Core		FY26 GVREC New Decision Items	
	Amount	FTE	Amount	FTE	Amount	FTE	Amount	FTE	Amount	FTE	Amount	FTE	Amount	FTE	Amount	FTE
350087B:Mo Public Entity Risk Mgmt Pg																
009807 - EXECUTIVE	0	0.00	0	0.00	0	0.00	6,336	0.04	0	0.00	0	0.00	0	0.00	0	0.00
009878 - PRINCIPAL ASST BOARD/COMMISSON	133,791	1.00	152,064	1.00	138,072	1.00	78,262	0.50	156,930	1.00	0	0.00	156,930	1.00	15,693	0.00
02RM20 - SENIOR RISK/CLAIMS TECHNICIAN	37,674	1.00	40,161	0.96	38,880	1.00	26,927	0.50	40,248	1.00	0	0.00	40,248	1.00	540	0.00
02RM50 - SENIOR RISK/CLAIMS SPECIALIST	257,184	6.00	358,884	6.00	265,414	6.00	186,052	3.00	355,984	6.00	104,400	1.00	355,984	6.00	114,987	1.00
02RM60 - RISK/CLAIMS SPEC SUPERVISOR	260,640	3.00	158,189	2.00	268,980	3.00	81,415	1.00	163,246	2.00	0	0.00	163,246	2.00	11,543	0.00
11AC30 - SENIOR ACCOUNTS ASSISTANT	50,654	1.00	51,446	1.00	52,275	1.00	26,477	0.50	52,275	1.00	0	0.00	52,275	1.00	5,309	0.00
11AC70 - SENIOR ACCOUNTANT	89,310	1.00	83,635	1.00	92,168	1.00	43,044	0.50	87,106	1.00	0	0.00	87,106	1.00	8,631	0.00
14AS10 - ASSOC APPLICATIONS DEVELOPER	55,426	1.00	29,041	0.69	57,200	1.00	20,072	0.50	57,200	1.00	0	0.00	57,200	1.00	402	0.00
O99999 - OTHER	0	0.00	0	0.00	0	0.00	0	0.00	0	0.00	0	0.00	0	0.00	8,744	0.00
BUCKET - LEAVE PAYOUTS	0	0.00	8,863	0.00	0	0.00	24,564	0.00	0	0.00	0	0.00	0	0.00	0	0.00
Total	884,679	14.00	882,282	12.64	912,989	14.00	493,150	6.54	912,989	13.00	104,400	1.00	912,989	13.00	165,849	1.00
Total General Revenue	0	0.00	0	0.00	0	0.00	0	0.00	0	0.00	0	0.00	0	0.00	0	0.00
Total Federal	0	0.00	0	0.00	0	0.00	0	0.00	0	0.00	0	0.00	0	0.00	0	0.00
Total Other Funds	884,679	14.00	882,282	12.64	912,989	14.00	493,150	6.54	912,989	13.00	104,400	1.00	912,989	13.00	165,849	1.00

Note: Totals Include Non-Counts

JOB CLASS DETAIL

	FY24 Budget		FY24 Actual		FY25 Budget		FY25 Actual as of 1/27/25		FY26 DTREQ Core		FY26 DTREQ New Decision Items		FY26 GVREC Core		FY26 GVREC New Decision Items	
	Amount	FTE	Amount	FTE	Amount	FTE	Amount	FTE	Amount	FTE	Amount	FTE	Amount	FTE	Amount	FTE
350088B:Mo Ethics Com - Oper																
J00101 - GENERAL COUNSEL	94,646	1.00	0	0.00	97,675	1.00	0	0.00	97,675	1.00	0	0.00	97,675	1.00	0	0.00
J00102 - STAFF ATTORNEY	75,745	1.00	9,375	0.13	78,169	1.00	0	0.00	78,169	1.00	0	0.00	78,169	1.00	0	0.00
J00103 - ASSISTANT DIRECTOR	94,646	1.00	94,648	1.00	97,675	1.00	18,204	0.18	97,675	1.00	0	0.00	97,675	1.00	0	0.00
J00104 - REPORTING SPECIALIST	252,293	6.00	332,112	7.52	260,366	6.00	178,148	3.78	260,366	6.00	0	0.00	260,366	6.00	12,713	0.00
J00105 - ACTING EXECUTIVE DIRECTOR	0	0.00	0	0.00	0	0.00	21,284	0.18	0	0.00	0	0.00	0	0.00	0	0.00
J00106 - EXECUTIVE DIRECTOR	112,941	1.00	112,938	1.00	116,555	1.00	31,985	0.28	116,555	1.00	0	0.00	116,555	1.00	11,655	0.00
J00107 - SUPPORT ASSISTANT	33,888	1.00	30,576	0.90	34,972	1.00	17,455	0.50	34,972	1.00	0	0.00	34,972	1.00	3,500	0.00
J00108 - CLERK TYPIST II	0	0.00	27,584	0.58	0	0.00	24,337	0.50	0	0.00	0	0.00	0	0.00	488	0.00
J00109 - ADMINISTRATIVE ASSISTANT	40,235	1.00	24,544	0.66	41,523	1.00	18,013	0.50	41,523	1.00	0	0.00	41,523	1.00	361	0.00
J00111 - DIRECTOR OF BUSINESS SERVICES	88,382	1.00	157,270	2.00	91,210	1.00	81,617	1.00	91,210	1.00	0	0.00	91,210	1.00	12,110	0.00
J00112 - SENIOR FIELD INVESTIGATOR	221,305	4.00	114,271	1.92	228,387	4.00	60,974	1.00	228,387	4.00	0	0.00	228,387	4.00	5,720	0.00
J00114 - INVESTIGATOR III	78,261	1.00	0	0.00	80,765	1.00	0	0.00	80,765	1.00	0	0.00	80,765	1.00	0	0.00
J00116 - BUSINESS ANALYST	0	0.00	9,758	0.31	0	0.00	10,151	0.32	0	0.00	0	0.00	0	0.00	0	0.00
J00117 - BUSINESS ANALYST II	0	0.00	39,974	0.87	0	0.00	0	0.00	0	0.00	0	0.00	0	0.00	0	0.00
J00118 - SPECIAL INVESTIGATOR	6,582	0.00	0	0.00	6,793	0.00	0	0.00	6,793	0.00	0	0.00	6,793	0.00	0	0.00
J00120 - DIRECTOR OF INFORMATION TECH	88,382	1.00	88,380	1.00	91,210	1.00	44,410	0.49	91,210	1.00	0	0.00	91,210	1.00	9,121	0.00
J00126 - COMPUTER INFO TECHNOLOGIST III	164,228	3.00	65,624	1.13	169,483	3.00	38,310	0.62	169,483	3.00	0	0.00	169,483	3.00	565	0.00
J00127 - PERSONNEL ANALYST III	0	0.00	67,394	1.00	0	0.00	34,752	0.50	0	0.00	0	0.00	0	0.00	4,173	0.00
J00128 - PARALEGAL	46,178	1.00	47,725	1.00	47,656	1.00	24,777	0.50	47,656	1.00	0	0.00	47,656	1.00	497	0.00
J00129 - COMPUTER INFO TECHNOLOGIST IV	58,832	1.00	0	0.00	60,715	1.00	0	0.00	60,715	1.00	0	0.00	60,715	1.00	0	0.00
J00805 - COMMISSION MEMBERS	24,928	0.00	0	0.00	25,726	0.00	0	0.00	25,726	0.00	0	0.00	25,726	0.00	0	0.00
O99999 - OTHER	0	0.00	0	0.00	0	0.00	0	0.00	0	0.00	0	0.00	0	0.00	14,804	0.00
BUCKET - LEAVE PAYOUTS	0	0.00	0	0.00	0	0.00	18,295	0.00	0	0.00	0	0.00	0	0.00	0	0.00
BUCKET - PER DIEM AND STIPEND WAGES	0	0.00	9,600	0.00	0	0.00	4,942	0.00	0	0.00	0	0.00	0	0.00	0	0.00
Total	1,481,472	24.00	1,231,772	21.02	1,528,880	24.00	627,654	10.34	1,528,880	24.00	0	0.00	1,528,880	24.00	75,707	0.00
Total General Revenue	1,481,472	24.00	1,231,772	21.02	1,528,880	24.00	627,654	10.34	1,528,880	24.00	0	0.00	1,528,880	24.00	75,707	0.00
Total Federal	0	0.00	0	0.00	0	0.00	0	0.00	0	0.00	0	0.00	0	0.00	0	0.00
Total Other Funds	0	0.00	0	0.00	0	0.00	0	0.00	0	0.00	0	0.00	0	0.00	0	0.00

Note: Totals Include Non-Counts

**FY 2026
Comprehensive List of Flexibility Requests**

DEPARTMENT		Office of Administration				AMOUNT	FLEXIBILITY		
HB	Approp	APPROP NAME	FUND	FUND TYPE	FLEX TYPE	FY 26 Requested	FY 25 TAFP	FY 26 Requested	FY 26 Governor
Various	Various	OA COMMISSIONER'S OFFICE, OFFICE OF EQUAL OPPORTUNITY, ACCOUNTING, BUDGET & PLANNING, ITSD, PERSONNEL, PURCHASING, FMDC OPERATIONS, & GENERAL SERVICES	Various	Various	Flexibility between sections 5.005, 5.010, 5.015, 5.025, 5.030, 5.055, 5.070, 5.080, 5.100	Various	5%	5%	5%
5.005	10123	OA COMMISSIONER'S OFFICE-PS	0101	GR	Flexibility between PS and E&E	\$1,128,864	5%	5%	5%
5.005	12139	OA COMMISSIONER'S OFFICE-EE	0101	GR	Flexibility between PS and E&E	\$84,333	5%	5%	5%
5.005	13568	OFFICE EQUAL OPPORTUNITY-PS	0101	GR	Flexibility between PS and E&E	\$433,097	25%	25%	25%
5.005	13571	OFFICE EQUAL OPPORTUNITY-EE	0101	GR	Flexibility between PS and E&E	\$81,334	25%	25%	25%
5.005	12919	PRES DRUG MONITORING PS-0101	0101	GR	Flexibility between PS and E&E	\$257,899	25%	25%	25%
5.005	12931	PRES DRUG MONITORING E&E-0101	0101	GR	Flexibility between PS and E&E	\$1,197,211	25%	25%	25%
5.005	15866	AMERICA 250 MO COMMSN PS-0101	0101	GR	Flexibility between PS and E&E	\$65,000	5%	5%	No PS Recommended
5.005	15867	AMERICA 250 MO COMMSN E&E-0101	0101	GR	Flexibility between PS and E&E	\$372,162	5%	5%	No PS Recommended
5.005	13568	OFFICE EQUAL OPPORTUNITY-PS	0101	GR	Flexibility between PS and E&E	\$419,669	25%	25%	25%
5.005	13571	OFFICE EQUAL OPPORTUNITY-EE	0101	GR	Flexibility between PS and E&E	\$81,334	25%	25%	25%
5.010	10154	ACCOUNTING PS	0101	GR	Flexibility between PS and E&E	\$3,710,699	5%	5%	5%
5.010	10157	ACCOUNTING EE	0101	GR	Flexibility between PS and E&E	\$132,436	5%	5%	5%
5.010	17156	ERP IMPLEMENTATION PS	0101	GR	Flexibility between PS and E&E	\$4,527,313	25%	25%	25%
5.010	17157	ERP IMPLEMENTATION E&E	0101	GR	Flexibility between PS and E&E	\$8,409,993	25%	25%	25%
5.015	13434	BUDGET & PLANNING PS	0101	GR	Flexibility between PS and E&E	\$2,320,189	15%	15%	15%
5.015	12140	BUDGET & PLANNING EE	0101	GR	Flexibility between PS and E&E	\$144,874	15%	15%	15%
5.025	Various	INFORMATION TECH SERVICES PS	Various	GR/FED/OTHER	Flexibility between PS and E&E and between section 5.025 and section 5.030	Various	25%	25%	25%
5.025	Various	INFORMATION TECH SERVICES EE	Various	GR/FED/OTHER	Flexibility between PS and E&E and between section 5.025 and section 5.030	Various	25%	25%	25%
5.030	Various	INFORMATION TECH SERVICES PS	Various	GR/FED/OTHER	Flexibility between PS and E&E and between section 5.025 and section 5.030	Various	25%	25%	25%
5.030	Various	INFORMATION TECH SERVICES EE	Various	GR/FED/OTHER	Flexibility between PS and E&E and between section 5.025 and section 5.030	Various	25%	25%	25%
5.055	Various	PERSONNEL PS	Various	GR/OTHER	Flexibility between PS and E&E	\$4,725,487	5%	5%	5%
5.055	Various	PERSONNEL EE	Various	GR/OTHER	Flexibility between PS and E&E	\$3,566,403	5%	5%	5%
5.055	Various	CNTR FOR OPRATNL EXLNC PS-0101	0101	GR	Flexibility between PS and E&E	\$553,601	5%	5%	5%
5.055	Various	CNTR FOR OPRATNL EXLNC EE-0101	0101	GR	Flexibility between PS and E&E	\$127,990	5%	5%	5%
5.070	10190	PURCHASING-PS	Various	GR/FED/OTHER	Flexibility between PS and E&E	\$2,934,353	5%	5%	5%
5.070	10193	PURCHASING-EE	Various	GR/FED/OTHER	Flexibility between PS and E&E	\$84,666	5%	5%	5%
5.085	12605	FMDC OPERATIONS-PS	0501	OTHER	Flexibility between PS and E&E	\$25,628,717	5%	5%	5%
5.085	12148	FMDC OPERATIONS-EE	0501	OTHER	Flexibility between PS and E&E	\$105,805,254	5%	5%	5%
5.100	14537 14538	DIV OF GENERAL SERVICES-PS	0101 0505	GR/OTHER	Flexibility between PS and E&E	\$5,175,889	5%	5%	5%
5.100	14539 14540	DIV OF GENERAL SERVICES-EE	0101 0505	GR/OTHER	Flexibility between PS and E&E	\$1,194,278	5%	5%	5%

**FY 2026
Comprehensive List of Flexibility Requests**

DEPARTMENT		Office of Administration				AMOUNT	FLEXIBILITY		
HB	Approp	APPROP NAME	FUND	FUND TYPE	FLEX TYPE	FY 26 Requested	FY 25 TAFP	FY 26 Requested	FY 26 Governor
5.160	Various	ADMIN HEARING COMMISSION-PS	0101 0818 0606	GR/OTHER	Flexibility between PS and E&E	\$1,479,086	20%	20%	20%
5.160	Various	ADMIN HEARING COMMISSION-EE	0101 0818 0606	GR/OTHER	Flexibility between PS and E&E	\$145,379	20%	20%	20%
5.165	16321 16323	OFFICE CHILD ADOVOCATE-PS	0101 0135	GR/FED	Flexibility between PS and E&E	\$566,484	5%	5%	5%
5.165	16322 16324	OFFICE CHILD ADOVOCATE-EE	0101 0135	GR/FED	Flexibility between PS and E&E	\$39,081	5%	5%	5%
5.170	19248/1 8371	CHILDREN'S TRUST FUND-EE & PSD	2445	FED	Flexibility between E&E and PSD	\$2,000,000	25%	25%	25%
5.170	19248/1 8371	CHILDREN'S TRUST FUND-PS	0694	Other	Flexibility between PS and E&E and between E&E and PSD	\$422,864	25%	25%	25%
5.170	18372	CHILDREN'S TRUST FUND-EE	0694	OTHER	Flexibility between PS and E&E and between E&E and PSD	\$213,803	25%	25%	25%
5.170	14998	CTF PROGRAMS E&E	0694	OTHER	Flexibility between PS and E&E and between E&E and PSD	\$800,000	25%	25%	25%
5.170	15608	CTF PROGRAMS PSD	0694	OTHER	Flexibility between PS and E&E and between E&E and PSD	\$3,400,000	25%	25%	25%
5.175	16880	GOV CNSL ON DISABILITY-PS	0101	GR	Flexibility between PS and E&E	\$229,894	5%	25%	25%
5.175	16881	GOV CNSL ON DISABILITY-EE	0101	GR	Flexibility between PS and E&E	\$26,065	5%	25%	25%
5.185	10827	MO ETHICS COMM-PS	0101	GR	Flexibility between PS and E&E	\$1,528,880	5%	5%	5%
5.185	10127	MO ETHICS COMM-EE	0101	GR	Flexibility between PS and E&E	\$296,314	5%	5%	5%
5.275	T1571 T1572	BDGT RESERVE REQUIRED TRF	0101 0100	GR/OTHER	Flexibility between sections 5.450, 5.465, & 5.515	Various	25%	25%	25%
5.295	10132	FLOOD CONTROL-0135	0135	FED	Flexibility between section 5.295 and 5.300	\$1,800,000	25%	25%	25%
5.300	10133	NATIONAL FOREST-0135	0135	FED	Flexibility between section 5.295 and 5.300	\$6,500,000	25%	25%	25%

FLEXIBILITY REQUEST FORM

BUDGET UNIT NUMBER: 350001B BUDGET UNIT NAME: Commissioner's Office HOUSE BILL SECTION: 5.005	DEPARTMENT: Office of Administration DIVISION: Commissioner's Office
--	---

1. Provide the amount by fund of personal service flexibility and the amount by fund of expense and equipment flexibility you are requesting in dollar and percentage terms and explain why the flexibility is needed. If flexibility is being requested among divisions, provide the amount by fund of flexibility you are requesting in dollar and percentage terms and explain why the flexibility is needed.

DEPARTMENT REQUEST

PS/EE flexibility of 5% would allow the Commissioner's Office to effectively manage limited resources for the current fiscal year. 5% Flexibility is also requested between sections 5.005, 5.010, 5.015, 5.025, 5.030, 5.055, 5.070, 5.080, 5.100. This is the same request as approved in FY25.

2. Estimate how much flexibility will be used for the budget year. How much flexibility was used in the Prior Year Budget and the Current Year Budget? Please specify the amount.

PRIOR YEAR ACTUAL AMOUNT OF FLEXIBILITY USED	CURRENT YEAR ESTIMATED AMOUNT OF FLEXIBILITY THAT WILL BE USED	BUDGET REQUEST ESTIMATED AMOUNT OF FLEXIBILITY THAT WILL BE USED
\$13,600	Unknown	Unknown

3. Please explain how flexibility was used in the prior and/or current years.

PRIOR YEAR EXPLAIN ACTUAL USE	CURRENT YEAR EXPLAIN PLANNED USE
Funding was flexed from PS to E&E to cover end of year invoices.	Flexibility would be used to effectively manage resources as needed for PS or EE expenditures.

FLEXIBILITY REQUEST FORM

BUDGET UNIT NUMBER: 350002B	DEPARTMENT: Office of Administration
BUDGET UNIT NAME: Office of Equal Opportunity	
HOUSE BILL SECTION: 5.005	DIVISION: Commissioner's Office

1. Provide the amount by fund of personal service flexibility and the amount by fund of expense and equipment flexibility you are requesting in dollar and percentage terms and explain why the flexibility is needed. If flexibility is being requested among divisions, provide the amount by fund of flexibility you are requesting in dollar and percentage terms and explain why the flexibility is needed.

DEPARTMENT REQUEST

PS/EE flexibility of 25% would allow the Office of Equal Opportunity to effectively manage limited resources for additional FTE or EE expenditures as needed for the current fiscal year. This is the same request as approved in FY25.

2. Estimate how much flexibility will be used for the budget year. How much flexibility was used in the Prior Year Budget and the Current Year Budget? Please specify the amount.

PRIOR YEAR ACTUAL AMOUNT OF FLEXIBILITY USED	CURRENT YEAR ESTIMATED AMOUNT OF FLEXIBILITY THAT WILL BE USED	BUDGET REQUEST ESTIMATED AMOUNT OF FLEXIBILITY THAT WILL BE USED
\$0	Unknown	Unknown

3. Please explain how flexibility was used in the prior and/or current years.

PRIOR YEAR EXPLAIN ACTUAL USE	CURRENT YEAR EXPLAIN PLANNED USE
N/A	Flexibility would be used to effectively manage limited resources as needed for FTE or EE expenditures.

FLEXIBILITY REQUEST FORM

BUDGET UNIT NUMBER: 350169B	DEPARTMENT: Office of Administration
BUDGET UNIT NAME: Prescription Drug Monitoring Program	
HOUSE BILL SECTION: 5.005	DIVISION: Commissioner's Office

1. Provide the amount by fund of personal service flexibility and the amount by fund of expense and equipment flexibility you are requesting in dollar and percentage terms and explain why the flexibility is needed. If flexibility is being requested among divisions, provide the amount by fund of flexibility you are requesting in dollar and percentage terms and explain why the flexibility is needed.

DEPARTMENT REQUEST

PS/EE flexibility of 25% would allow the Prescription Drug Monitoring Program to effectively manage limited resources as needed for the current fiscal year. This is the same request as approved in FY25.

2. Estimate how much flexibility will be used for the budget year. How much flexibility was used in the Prior Year Budget and the Current Year Budget? Please specify the amount.

PRIOR YEAR ACTUAL AMOUNT OF FLEXIBILITY USED	CURRENT YEAR ESTIMATED AMOUNT OF FLEXIBILITY THAT WILL BE USED	BUDGET REQUEST ESTIMATED AMOUNT OF FLEXIBILITY THAT WILL BE USED
\$0	Unknown	Unknown

3. Please explain how flexibility was used in the prior and/or current years.

PRIOR YEAR EXPLAIN ACTUAL USE	CURRENT YEAR EXPLAIN PLANNED USE
N/A	Flexibility would be used to effectively manage limited resources as needed.

FLEXIBILITY REQUEST FORM

BUDGET UNIT NUMBER: 350186B	DEPARTMENT: Office of Administration
BUDGET UNIT NAME: America 250 Missouri Commission	
HOUSE BILL SECTION: 5.005	DIVISION: Commissioner's Office

1. Provide the amount by fund of personal service flexibility and the amount by fund of expense and equipment flexibility you are requesting in dollar and percentage terms and explain why the flexibility is needed. If flexibility is being requested among divisions, provide the amount by fund of flexibility you are requesting in dollar and percentage terms and explain why the flexibility is needed.

DEPARTMENT REQUEST

5% Flexibility is requested to allow the America 250 Missouri Commission to effectively manage limited resources as needed for the current fiscal year. This is a new commission and the needs for the upcoming year are still largely unknown.

2. Estimate how much flexibility will be used for the budget year. How much flexibility was used in the Prior Year Budget and the Current Year Budget? Please specify the amount.

PRIOR YEAR ACTUAL AMOUNT OF FLEXIBILITY USED	CURRENT YEAR ESTIMATED AMOUNT OF FLEXIBILITY THAT WILL BE USED	BUDGET REQUEST ESTIMATED AMOUNT OF FLEXIBILITY THAT WILL BE USED
\$0	Unknown	Unknown

3. Please explain how flexibility was used in the prior and/or current years.

PRIOR YEAR EXPLAIN ACTUAL USE	CURRENT YEAR EXPLAIN PLANNED USE
N/A	Flexibility would be used to effectively manage limited resources as needed.

FLEXIBILITY REQUEST FORM

BUDGET UNIT NUMBER: 350007B	DEPARTMENT: Office of Administration
BUDGET UNIT NAME: Accounting Operations	
HOUSE BILL SECTION: 5.015	DIVISION: Accounting Operating Core

1. Provide the amount by fund of personal service flexibility and the amount by fund of expense and equipment flexibility you are requesting in dollar and percentage terms and explain why the flexibility is needed. If flexibility is being requested among divisions, provide the amount by fund of flexibility you are requesting in dollar and percentage terms and explain why the flexibility is needed.

DEPARTMENT REQUEST

This requests 5% flexibility between PS and E&E for the division of Accounting as well as 25% flexibility between PS and E&E to support the ERP implementation. This is the same flexibility that was approved in the FY25 budget. This flexibility is necessary to ensure the ERP project can be implemented successfully. If qualified state staff are unavailable, flexibility will be used to hire needed contractors with the specialized skills that will be required.

2. Estimate how much flexibility will be used for the budget year. How much flexibility was used in the Prior Year Budget and the Current Year Budget? Please specify the amount.

PRIOR YEAR ACTUAL AMOUNT OF FLEXIBILITY USED	CURRENT YEAR ESTIMATED AMOUNT OF FLEXIBILITY THAT WILL BE USED	BUDGET REQUEST ESTIMATED AMOUNT OF FLEXIBILITY THAT WILL BE USED
\$11,200	Unknown	Unknown

3. Please explain how flexibility was used in the prior and/or current years.

PRIOR YEAR EXPLAIN ACTUAL USE	CURRENT YEAR EXPLAIN PLANNED USE
Funding was flexed to E&E to cover end of year invoices.	Flexibility is needed to assist with hiring and retaining qualified staff for statewide critical accounting and payroll functions and assistance with new statewide ERP. Flexibility also allows the division of Accounting to effectively manage resources and maintain critical business functions during unforeseen circumstances.

FLEXIBILITY REQUEST FORM

BUDGET UNIT NUMBER: 350009B	DEPARTMENT: Office of Administration
BUDGET UNIT NAME: B&P Operating	
HOUSE BILL SECTION: 5.020	DIVISION: Budget and Planning

1. Provide the amount by fund of personal service flexibility and the amount by fund of expense and equipment flexibility you are requesting in dollar and percentage terms and explain why the flexibility is needed. If flexibility is being requested among divisions, provide the amount by fund of flexibility you are requesting in dollar and percentage terms and explain why the flexibility is needed.

DEPARTMENT REQUEST

15% Flexibility is requested between PS and E&E. In the past, this flexibility has allowed the division to pay for critical economic data for predicting state revenue, replace critical office equipment, and meet training and professional development needs for staff.

2. Estimate how much flexibility will be used for the budget year. How much flexibility was used in the Prior Year Budget and the Current Year Budget? Please specify the amount.

PRIOR YEAR ACTUAL AMOUNT OF FLEXIBILITY USED	CURRENT YEAR ESTIMATED AMOUNT OF FLEXIBILITY THAT WILL BE USED	BUDGET REQUEST ESTIMATED AMOUNT OF FLEXIBILITY THAT WILL BE USED
\$26,200	Unknown due to unforeseen team member turn over and statewide budget training costs.	Unknown due to unforeseen team member turn over and statewide budget training costs.

3. Please explain how flexibility was used in the prior and/or current years.

PRIOR YEAR EXPLAIN ACTUAL USE	CURRENT YEAR EXPLAIN PLANNED USE
While the subscription costs for economic, forecasting, and best practices data have increased 42% over a ten-year period. Covering those increased costs require use of flexibility from PS to E/E.	Unknown but will likely include costs related to estimating state revenues and professional subscriptions relating to best practices for budgeting, and budget analysis professional development.

FLEXIBILITY REQUEST FORM

BUDGET UNIT NUMBER: 350011B	DEPARTMENT: Office of Administration
BUDGET UNIT NAME: ITSD Consolidation	
HOUSE BILL SECTION: 5.025	DIVISION: Information Technology Services Division

1. Provide the amount by fund of personal service flexibility and the amount by fund of expense and equipment flexibility you are requesting in dollar and percentage terms and explain why the flexibility is needed. If flexibility is being requested among divisions, provide the amount by fund of flexibility you are requesting in dollar and percentage terms and explain why the flexibility is needed.

DEPARTMENT REQUEST

ITSD is requesting 25% flex between PS & EE within section 5.025 and 25% flex between section 5.030 and section 5.025. This is the same level of flexibility that was approved in FY25. This flexibility is requested to help manage priorities for all consolidated agencies. Constantly changing needs of the departments served by ITSD require that funding be flexible so that proper spending from the appropriations is maintained. It is critical that ITSD retain key technical staff that continue to optimize the IT systems and maintain technical support so that E&E operating costs are contained and managed. In addition, certain software, equipment, or contracted services may be needed that can be funded from salary savings. This flexibility allows ITSD to provide services in the most efficient and reliable manner without artificially increasing the "federal and other" appropriation authority of various funds.

2. Estimate how much flexibility will be used for the budget year. How much flexibility was used in the Prior Year Budget and the Current Year Budget? Please specify the amount.

PRIOR YEAR ACTUAL AMOUNT OF FLEXIBILITY USED	CURRENT YEAR ESTIMATED AMOUNT OF FLEXIBILITY THAT WILL BE USED	BUDGET REQUEST ESTIMATED AMOUNT OF FLEXIBILITY THAT WILL BE USED
\$3,181,489	Unknown	Unknown

3. Please explain how flexibility was used in the prior and/or current years.

PRIOR YEAR EXPLAIN ACTUAL USE	CURRENT YEAR EXPLAIN PLANNED USE
To adjust funding sources for PS and EE for various ITSD appropriations.	Flexibility will be used as necessary to optimize ITSD efficiencies and maintain critical IT infrastructure for agencies.

FLEXIBILITY REQUEST FORM

BUDGET UNIT NUMBER: Various	DEPARTMENT: Office of Administration
BUDGET UNIT NAME: ITSD Department IT Core	
HOUSE BILL SECTION: 5.030	DIVISION: Information Technology Services Division

1. Provide the amount by fund of personal service flexibility and the amount by fund of expense and equipment flexibility you are requesting in dollar and percentage terms and explain why the flexibility is needed. If flexibility is being requested among divisions, provide the amount by fund of flexibility you are requesting in dollar and percentage terms and explain why the flexibility is needed.

DEPARTMENT REQUEST

ITSD is requesting 25% flex between PS & EE within section 5.030 and 25% flex between section 5.025 and section 5.030. This is the same level of flexibility as FY25. This flexibility is requested to help manage priorities for all consolidated agencies. Constantly changing needs of departments served by ITSD require that funding be flexible so that proper spending from the appropriations is maintained. It is critical that ITSD retain key technical staff that continue to optimize the IT systems and maintain technical support so that E&E operating costs are contained and managed. In addition, certain software, equipment, or contracted services may be needed that can be funded from salary savings. This flexibility allows ITSD to provide services in the most efficient and reliable manner without artificially increasing the "federal and other" appropriation authority of various funds.

2. Estimate how much flexibility will be used for the budget year. How much flexibility was used in the Prior Year Budget and the Current Year Budget? Please specify the amount.

PRIOR YEAR ACTUAL AMOUNT OF FLEXIBILITY USED	CURRENT YEAR ESTIMATED AMOUNT OF FLEXIBILITY THAT WILL BE USED	BUDGET REQUEST ESTIMATED AMOUNT OF FLEXIBILITY THAT WILL BE USED
\$6,653,885	Unknown	Unknown

3. Please explain how flexibility was used in the prior and/or current years.

PRIOR YEAR EXPLAIN ACTUAL USE	CURRENT YEAR EXPLAIN PLANNED USE
To adjust funding sources for PS and EE for various ITSD appropriations in order to optimize ITSD efficiencies and maintain critical IT infrastructure for all agencies	Flexibility will be used as necessary to optimize ITSD efficiencies and maintain critical IT infrastructure for agencies.

FLEXIBILITY REQUEST FORM

BUDGET UNIT NUMBER: 350047B	DEPARTMENT: Office of Administration
BUDGET UNIT NAME: Division of Personnel	
HOUSE BILL SECTION: 5.055	DIVISION: Personnel

1. Provide the amount by fund of personal service flexibility and the amount by fund of expense and equipment flexibility you are requesting in dollar and percentage terms and explain why the flexibility is needed. If flexibility is being requested among divisions, provide the amount by fund of flexibility you are requesting in dollar and percentage terms and explain why the flexibility is needed.

DEPARTMENT REQUEST

The Division of Personnel requests 5% flexibility between Personal Services and Expense/Equipment be approved. The flexibility would allow the Division of Personnel to effectively manage responsibilities and resources given the statewide workforce management initiatives that the Division has taken on in recent years.

2. Estimate how much flexibility will be used for the budget year. How much flexibility was used in the Prior Year Budget and the Current Year Budget? Please specify the amount.

PRIOR YEAR ACTUAL AMOUNT OF FLEXIBILITY USED	CURRENT YEAR ESTIMATED AMOUNT OF FLEXIBILITY THAT WILL BE USED	BUDGET REQUEST ESTIMATED AMOUNT OF FLEXIBILITY THAT WILL BE USED
\$0	Unknown	Unknown

3. Please explain how flexibility was used in the prior and/or current years.

PRIOR YEAR EXPLAIN ACTUAL USE	CURRENT YEAR EXPLAIN PLANNED USE
N/A	The flexibility will allow the Division of Personnel to effectively and efficiently manage resources given the statewide workforce management initiatives that the Division has taken on in recent years.

FLEXIBILITY REQUEST FORM

BUDGET UNIT NUMBER: 350172B	DEPARTMENT: Office of Administration
BUDGET UNIT NAME: Center for Operational Excellence	
HOUSE BILL SECTION: 5.055	DIVISION: Personnel

1. Provide the amount by fund of personal service flexibility and the amount by fund of expense and equipment flexibility you are requesting in dollar and percentage terms and explain why the flexibility is needed. If flexibility is being requested among divisions, provide the amount by fund of flexibility you are requesting in dollar and percentage terms and explain why the flexibility is needed.

DEPARTMENT REQUEST

5% flexibility is requested for the Center of Operationsl Excellence between Personal Services and Expense/Equipment. The flexibility would allow responsibilities and resources to be effectively managed. The Center of Opex works on statewide initiatives and the work and expenses will likely vary some from year to year.

2. Estimate how much flexibility will be used for the budget year. How much flexibility was used in the Prior Year Budget and the Current Year Budget? Please specify the amount.

PRIOR YEAR ACTUAL AMOUNT OF FLEXIBILITY USED	CURRENT YEAR ESTIMATED AMOUNT OF FLEXIBILITY THAT WILL BE USED	BUDGET REQUEST ESTIMATED AMOUNT OF FLEXIBILITY THAT WILL BE USED
\$0	Unknown	Unknown

3. Please explain how flexibility was used in the prior and/or current years.

PRIOR YEAR EXPLAIN ACTUAL USE	CURRENT YEAR EXPLAIN PLANNED USE
N/A	The flexibility will allow the Center for Operational Excellence to effectively and efficiently manage resources.

FLEXIBILITY REQUEST FORM

BUDGET UNIT NUMBER: 350052B	DEPARTMENT: Office of Administration
BUDGET UNIT NAME: Division of Purchasing	
HOUSE BILL SECTION: 5.070	DIVISION: Purchasing

1. Provide the amount by fund of personal service flexibility and the amount by fund of expense and equipment flexibility you are requesting in dollar and percentage terms and explain why the flexibility is needed. If flexibility is being requested among divisions, provide the amount by fund of flexibility you are requesting in dollar and percentage terms and explain why the flexibility is needed.

DEPARTMENT REQUEST

The Division of Purchasing requests 5% flexibility between personal service and expense and equipment, which is the same as the flexibility included in the FY25 budget. This flexibility would allow the Division of Purchasing to effectively manage responsibilities and resources.

2. Estimate how much flexibility will be used for the budget year. How much flexibility was used in the Prior Year Budget and the Current Year Budget? Please specify the amount.

PRIOR YEAR ACTUAL AMOUNT OF FLEXIBILITY USED	CURRENT YEAR ESTIMATED AMOUNT OF FLEXIBILITY THAT WILL BE USED	BUDGET REQUEST ESTIMATED AMOUNT OF FLEXIBILITY THAT WILL BE USED
None	Unknown	5% flexibility is requested for FY 2026

3. Please explain how flexibility was used in the prior and/or current years.

PRIOR YEAR EXPLAIN ACTUAL USE	CURRENT YEAR EXPLAIN PLANNED USE
N/A	The requested flexibility will allow the Division of Purchasing to effectively manage resources.

FLEXIBILITY REQUEST FORM

BUDGET UNIT NUMBER: 350061B	DEPARTMENT: Office of Administration
BUDGET UNIT NAME: FMDC Asset Management	
HOUSE BILL SECTION: 5.085	DIVISION: Facilities Management, Design and Construction

1. Provide the amount by fund of personal service flexibility and the amount by fund of expense and equipment flexibility you are requesting in dollar and percentage terms and explain why the flexibility is needed. If flexibility is being requested among divisions, provide the amount by fund of flexibility you are requesting in dollar and percentage terms and explain why the flexibility is needed.

DEPARTMENT REQUEST

PS/EE flexibility of 5% would allow the Division of Facilities Management, Design and Construction the ability to adjust funding to match varying asset management needs and costs. PS and EE will differ annually based on needs to cover operational expenses, address emergency and changing situations, etc.

2. Estimate how much flexibility will be used for the budget year. How much flexibility was used in the Prior Year Budget and the Current Year Budget? Please specify the amount.

PRIOR YEAR ACTUAL AMOUNT OF FLEXIBILITY USED	CURRENT YEAR ESTIMATED AMOUNT OF FLEXIBILITY THAT WILL BE USED	BUDGET REQUEST ESTIMATED AMOUNT OF FLEXIBILITY THAT WILL BE USED
\$0	Unknown	Unknown

3. Please explain how flexibility was used in the prior and/or current years.

PRIOR YEAR EXPLAIN ACTUAL USE	CURRENT YEAR EXPLAIN PLANNED USE
N/A	Flexibility may be used to redirect PS/E&E to efficiently conduct asset management needs and costs.

FLEXIBILITY REQUEST FORM

BUDGET UNIT NUMBER: 350066B	DEPARTMENT: Office of Administration
BUDGET UNIT NAME: Division of General Services	
HOUSE BILL SECTION: 5.100	DIVISION: General Services

1. Provide the amount by fund of personal service flexibility and the amount by fund of expense and equipment flexibility you are requesting in dollar and percentage terms and explain why the flexibility is needed. If flexibility is being requested among divisions, provide the amount by fund of flexibility you are requesting in dollar and percentage terms and explain why the flexibility is needed.

DEPARTMENT REQUEST

The Division of General Services requests 5% flexibility between personal service and expense and equipment, which is the same as the flexibility included in the FY25 budget. This flexibility would allow the Division of General Services to effectively manage responsibilities and resources.

2. Estimate how much flexibility will be used for the budget year. How much flexibility was used in the Prior Year Budget and the Current Year Budget? Please specify the amount.

PRIOR YEAR ACTUAL AMOUNT OF FLEXIBILITY USED	CURRENT YEAR ESTIMATED AMOUNT OF FLEXIBILITY THAT WILL BE USED	BUDGET REQUEST ESTIMATED AMOUNT OF FLEXIBILITY THAT WILL BE USED
\$0	None	5% flexibility is requested

3. Please explain how flexibility was used in the prior and/or current years.

PRIOR YEAR EXPLAIN ACTUAL USE	CURRENT YEAR EXPLAIN PLANNED USE
N/A	The requested flexibility will allow the Division of General Services to effectively manage resources.

FLEXIBILITY REQUEST FORM

BUDGET UNIT NUMBER: 350079B	DEPARTMENT: Office of Administration
BUDGET UNIT NAME: Administrative Hearing Commission	
HOUSE BILL SECTION: 5.160	DIVISION: Assigned Programs

1. Provide the amount by fund of personal service flexibility and the amount by fund of expense and equipment flexibility you are requesting in dollar and percentage terms and explain why the flexibility is needed. If flexibility is being requested among divisions, provide the amount by fund of flexibility you are requesting in dollar and percentage terms and explain why the flexibility is needed.

DEPARTMENT REQUEST

The Administrative Hearing Commission requests 20% flexibility between Personal Service and Expense & Equipment. The volume and intensity of the AHC's caseload can change unexpectedly. The requested flexibility will allow the AHC to efficiently adapt to fulfill its business needs and best serve its customers.

2. Estimate how much flexibility will be used for the budget year. How much flexibility was used in the Prior Year Budget and the Current Year Budget? Please specify the amount.

PRIOR YEAR ACTUAL AMOUNT OF FLEXIBILITY USED	CURRENT YEAR ESTIMATED AMOUNT OF FLEXIBILITY THAT WILL BE USED	BUDGET REQUEST ESTIMATED AMOUNT OF FLEXIBILITY THAT WILL BE USED
\$0	Unknown	Unknown

3. Please explain how flexibility was used in the prior and/or current years.

PRIOR YEAR EXPLAIN ACTUAL USE	CURRENT YEAR EXPLAIN PLANNED USE
N/A	Flexibility allows the AHC to effectively manage resources.

FLEXIBILITY REQUEST FORM

BUDGET UNIT NUMBER: 350080B	DEPARTMENT: Office of Administration
BUDGET UNIT NAME: Office of Child Advocate	
HOUSE BILL SECTION: 5.165	DIVISION: Assigned Programs

1. Provide the amount by fund of personal service flexibility and the amount by fund of expense and equipment flexibility you are requesting in dollar and percentage terms and explain why the flexibility is needed. If flexibility is being requested among divisions, provide the amount by fund of flexibility you are requesting in dollar and percentage terms and explain why the flexibility is needed.

DEPARTMENT REQUEST

5% flexibility is requested between PS & E&E, the same amount included in the FY 2025 budget. This flexibility allows the Office of Child Advocate to effectively manage responsibilities and resources that may arise due to unforeseen circumstances.

2. Estimate how much flexibility will be used for the budget year. How much flexibility was used in the Prior Year Budget and the Current Year Budget? Please specify the amount.

PRIOR YEAR ACTUAL AMOUNT OF FLEXIBILITY USED	CURRENT YEAR ESTIMATED AMOUNT OF FLEXIBILITY THAT WILL BE USED	BUDGET REQUEST ESTIMATED AMOUNT OF FLEXIBILITY THAT WILL BE USED
\$0	Unknown	Unknown

3. Please explain how flexibility was used in the prior and/or current years.

PRIOR YEAR EXPLAIN ACTUAL USE	CURRENT YEAR EXPLAIN PLANNED USE
N/A	Flexibility allows OCA to effectively manage resources.

FLEXIBILITY REQUEST FORM

BUDGET UNIT NUMBER: 350082B	DEPARTMENT: Office of Administration
BUDGET UNIT NAME: Children's Trust Fund	
HOUSE BILL SECTION: 5.170	DIVISION: CTF - Assigned Programs

1. Provide the amount by fund of personal service flexibility and the amount by fund of expense and equipment flexibility you are requesting in dollar and percentage terms and explain why the flexibility is needed. If flexibility is being requested among divisions, provide the amount by fund of flexibility you are requesting in dollar and percentage terms and explain why the flexibility is needed.

DEPARTMENT REQUEST

Children's Trust Fund (CTF) requests 25% flexibility between PS and E&E, and E&E and PSD. These appropriations are used solely for expenditures directly related to services that prevent child abuse and neglect. The flexibility would allow the Board of Directors to more effectively respond to emerging needs, like COVID-19 or other environmental threats to children's safety. This is the same amount that was approved in the FY25 budget.

2. Estimate how much flexibility will be used for the budget year. How much flexibility was used in the Prior Year Budget and the Current Year Budget? Please specify the amount.

PRIOR YEAR ACTUAL AMOUNT OF FLEXIBILITY USED	CURRENT YEAR ESTIMATED AMOUNT OF FLEXIBILITY THAT WILL BE USED	BUDGET REQUEST ESTIMATED AMOUNT OF FLEXIBILITY THAT WILL BE USED
\$351,032	Unknown	25% flexibility is being requested for FY 2025.

3. Please explain how flexibility was used in the prior and/or current years.

PRIOR YEAR EXPLAIN ACTUAL USE	CURRENT YEAR EXPLAIN PLANNED USE
Funding was flexed from Federal PSD to Federal E&E To allow CTF to expend allowable CBCAP ARPA funds for necessary CTF Program EE expenses.	Flexibility will allow the CTF to cover unforeseen expenses and to more effectively respond to emerging needs.

FLEXIBILITY REQUEST FORM

BUDGET UNIT NUMBER: 350086B	DEPARTMENT: Office of Administration
BUDGET UNIT NAME: Governor's Council on Disability	
HOUSE BILL SECTION: 5.175	DIVISION: Assigned Programs

1. Provide the amount by fund of personal service flexibility and the amount by fund of expense and equipment flexibility you are requesting in dollar and percentage terms and explain why the flexibility is needed. If flexibility is being requested among divisions, provide the amount by fund of flexibility you are requesting in dollar and percentage terms and explain why the flexibility is needed.

DEPARTMENT REQUEST

The Governor's Council on Disability requests 25% flexibility between Personal Services and Expense & Equipment funds. In FY24 GCD needed to flex from E&E to cover a leave payout for an employee that was retiring. With an E&E budget of only \$26,065; 5% of their E&E budget only equated to \$1,303. Additional flexibility is needed to help the office manage expenses when unforeseen events occur.

2. Estimate how much flexibility will be used for the budget year. How much flexibility was used in the Prior Year Budget and the Current Year Budget? Please specify the amount.

PRIOR YEAR ACTUAL AMOUNT OF FLEXIBILITY USED	CURRENT YEAR ESTIMATED AMOUNT OF FLEXIBILITY THAT WILL BE USED	BUDGET REQUEST ESTIMATED AMOUNT OF FLEXIBILITY THAT WILL BE USED
\$1,303	unknown	unknown

3. Please explain how flexibility was used in the prior and/or current years.

PRIOR YEAR EXPLAIN ACTUAL USE	CURRENT YEAR EXPLAIN PLANNED USE
Flexibility was used to pay leave payout for an employee.	Flexibility would be used to effectively and efficiently manage limited resources needed for PS or EE expenditures.

FLEXIBILITY REQUEST FORM

BUDGET UNIT NUMBER: 350088B	DEPARTMENT: Office of Administration
BUDGET UNIT NAME: Missouri Ethics Commission	
HOUSE BILL SECTION: 5.185	DIVISION: Assigned Programs

1. Provide the amount by fund of personal service flexibility and the amount by fund of expense and equipment flexibility you are requesting in dollar and percentage terms and explain why the flexibility is needed. If flexibility is being requested among divisions, provide the amount by fund of flexibility you are requesting in dollar and percentage terms and explain why the flexibility is needed.

DEPARTMENT REQUEST

The Missouri Ethics Commission requests 5% flexibility between PS and E&E, the same amount included in the FY 2025 budget. Flexibility allows the Ethics Commission to effectively manage resources, and ensure the normal course of business during any unforeseen circumstances.

2. Estimate how much flexibility will be used for the budget year. How much flexibility was used in the Prior Year Budget and the Current Year Budget? Please specify the amount.

PRIOR YEAR ACTUAL AMOUNT OF FLEXIBILITY USED	CURRENT YEAR ESTIMATED AMOUNT OF FLEXIBILITY THAT WILL BE USED	BUDGET REQUEST ESTIMATED AMOUNT OF FLEXIBILITY THAT WILL BE USED
\$0	Unknown	Unknown

3. Please explain how flexibility was used in the prior and/or current years.

PRIOR YEAR EXPLAIN ACTUAL USE	CURRENT YEAR EXPLAIN PLANNED USE
N/A	Flexibility between PS and E&E will only be used if unforeseen expenditures are required to maintain the normal course of business.

FLEXIBILITY REQUEST FORM

BUDGET UNIT NUMBER: 350117B	DEPARTMENT: Office of Administration
BUDGET UNIT NAME: Budget Reserve Required Transfer	
HOUSE BILL SECTION: 5.275	DIVISION: Administrative Disbursements

1. Provide the amount by fund of personal service flexibility and the amount by fund of expense and equipment flexibility you are requesting in dollar and percentage terms and explain why the flexibility is needed. If flexibility is being requested among divisions, provide the amount by fund of flexibility you are requesting in dollar and percentage terms and explain why the flexibility is needed.

DEPARTMENT REQUEST

This request is for 25% flex between the budget reserve required transfer appropriation and three appropriations in sections 5.450, 5.465, and 5.515 (Same as FY25 TAFP). If the core transfer authority budgeted in 5.275 is not sufficient to make the constitutionally required transfer pursuant to Article IV, Section 27(a), in the Constitution of Missouri, funding is flexed as needed, and then corresponding budget new decision items will be requested to make the appropriations whole.

2. Estimate how much flexibility will be used for the budget year. How much flexibility was used in the Prior Year Budget and the Current Year Budget? Please specify the amount.

PRIOR YEAR ACTUAL AMOUNT OF FLEXIBILITY USED	CURRENT YEAR ESTIMATED AMOUNT OF FLEXIBILITY THAT WILL BE USED	BUDGET REQUEST ESTIMATED AMOUNT OF FLEXIBILITY THAT WILL BE USED
\$0	Unknown	Unknown

3. Please explain how flexibility was used in the prior and/or current years.

PRIOR YEAR EXPLAIN ACTUAL USE	CURRENT YEAR EXPLAIN PLANNED USE
N/A	This flexibility ensures that the state is able to make the constitutionally required budget reserve transfer when the required amount is higher than the available transfer authority.

FLEXIBILITY REQUEST FORM

BUDGET UNIT NUMBER: 350136B 350137B	DEPARTMENT: Office of Administration
BUDGET UNIT NAME: Flood Control & National Forest	
HOUSE BILL SECTION: 5.295 & 5.300	DIVISION: Administrative Disbursements

1. Provide the amount by fund of personal service flexibility and the amount by fund of expense and equipment flexibility you are requesting in dollar and percentage terms and explain why the flexibility is needed. If flexibility is being requested among divisions, provide the amount by fund of flexibility you are requesting in dollar and percentage terms and explain why the flexibility is needed.

DEPARTMENT REQUEST

This request is for 25% flex between flood control and national forest appropriations due to the variability of federal appropriations and the impacts of sequestration. (Same as FY25 TAFP).

2. Estimate how much flexibility will be used for the budget year. How much flexibility was used in the Prior Year Budget and the Current Year Budget? Please specify the amount.

PRIOR YEAR ACTUAL AMOUNT OF FLEXIBILITY USED	CURRENT YEAR ESTIMATED AMOUNT OF FLEXIBILITY THAT WILL BE USED	BUDGET REQUEST ESTIMATED AMOUNT OF FLEXIBILITY THAT WILL BE USED
\$492,783	Unknown	Unknown

3. Please explain how flexibility was used in the prior and/or current years.

PRIOR YEAR EXPLAIN ACTUAL USE	CURRENT YEAR EXPLAIN PLANNED USE
In FY24 funding was flexed from the National Forest to the Flood Control appropriation to allow federal funds to be distributed.	The amount and timing of federal payments often varies, and flex may be needed to be able to distribute the funds.