



Missouri Department of
Economic Development

Governor's Budget Recommendation

Fiscal Year 2024

Maggie Kost, Acting Director
573-751-4770

BOOK TWO

DEPARTMENT OF ECONOMIC DEVELOPMENT

FY2024 GOVERNOR’S RECOMMENDED BUDGET

TABLE OF CONTENTS

BOOK ONE

BOOK TWO

Transmittal Letter

Overview Information

Department Overview	i
Department Placemat	ii
Department Strategic Overview	iii
State Auditor's Reports and Oversight Evaluations	iv
Missouri Sunset Act Report	v

Department-Wide

NDI - Pay Plan – FY2024 Cost to Continue.....	1
---	---

Regional Engagement Division

Core - Regional Engagement Division.....	15
NDI - RED Personal Service Restoration.....	27
Core - Business Recruitment and Marketing	32
NDI - Business Recruitment and Marketing Increase	42
Core - International Trade and Investment Offices.....	47

Business and Community Solutions Division

Core - Delta Regional Authority	58
NDI - Delta Regional Authority Increase.....	66
Core - Business and Community Solutions	71
NDI - Staff to Deploy New Legislation	86
NDI - Project Tomorrow.....	91
NDI - Child Care Tax Credit Program	96
Core - EDAF Tax Credit Refunds.....	101
Core - Tourism Infrastructure.....	108
NDI - Tourism Infrastructure Increase	117
Core - MO Technology Investment Fund Transfer	122
Core - MO Technology Corporation (MTC)	129
NDI - MO Technology Corporation (MTC) Increase	138
NDI - CHIPS Semiconductor Program	143
Core - SSBCI American Rescue Plan Act	148
Core - First Year Start Up and Operating Fund.....	156
Core - Community Development Block Grant (CDBG)	163
Core - CDBG-Disaster Recovery (CDBG-DR)	173
Core - CDBG-Federal Stimulus (CDBG-CV)	184
Core - Main Street Program	193
Core - Tax Increment Financing (TIF) Transfer.....	201
Core - Tax Increment Financing (TIF) Program	208
Core - State Supplemental Downtown Dev Trf (MODESA)	218
Core - MO Downtown Econ Stimulus Act (MODESA).....	225
Core - Downtown Revitalization Preservation Program (DRPP) Transfer	234
Core - Downtown Revitalization Preservation Program (DRPP).....	241
Core - MO Community Services Commission (MCSC)	249
Core - MCSC American Rescue Plan Act.....	257
NDI - MCSC Increase to ARPA Spend Authority	265

Missouri One Start Division

Core - Missouri One Start Division	270
NDI - MOS Personal Service Increase	279
Core - Missouri One Start Programs	284
Core - Hannibal Innovation Center	293
NDI - Missouri One Start Community College Training Fund	300
Core - MOS Community College New Jobs Training Program	305
Core - MOS Community College Job Retention Training Program.....	314

Strategy and Performance Division

Core - Strategy and Performance Division.....	323
NDI - Research and Program Evaluation	336
Core - Statewide Planning, Research, and Network Funding (ARPA-EDA)	341
Core - Broadband Grants	351
NDI - Increase to Broadband IJJA Authority	360
NDI - IJJA Smart Manufacturing Technologies.....	365
Core - Office of the Military Advocate	370
NDI - Military Advocate Coordinator.....	380
Core - National Security Crossroads.....	385
Core - Military Community Reinvestment Program.....	392

Division of Tourism

Core - Tourism Supplemental Revenue Fund Transfer	399
Core - Tourism.....	406
Core - Tourism Grant (ARPA-EDA)	418
Core - Missouri Film Office	425
Core - Meet in Missouri GR Transfer	434
Core - Meet in Missouri.....	441

Missouri Housing Development Commission

Core - MHDC Missouri Housing Trust Fund.....	450
Core - Emergency Solutions Grant Program	460
Core - Emergency Rental Assistance	468
Core - Homeowner Housing Assistance	476

Administration Division

Core - Administration Division	483
Core - Administration Division Transfer	496

Legal Expense

DED Legal Expense Fund Transfer	503
---------------------------------------	-----

CORE DECISION ITEM

Department:	Economic Development	Budget Unit	43095C
Division:	Missouri One Start		
Core:	Missouri One Start	HB Section	7.085

1. CORE FINANCIAL SUMMARY

FY 2024 Budget Request					FY 2024 Governor's Recommendation				
	GR	Federal	Other	Total		GR	Fed	Other	Total
PS	706,819	0	0	706,819	PS	706,819	0	0	706,819
EE	106,320	0	0	106,320	EE	106,320	0	0	106,320
PSD	0	0	0	0	PSD	0	0	0	0
TRF	0	0	0	0	TRF	0	0	0	0
Total	813,139	0	0	813,139	Total	813,139	0	0	813,139
FTE	12.00	0.00	0.00	12.00	FTE	12.00	0.00	0.00	12.00
Est. Fringe	444,880	0	0	444,880	Est. Fringe	444,880	0	0	444,880
<i>Note: Fringes budgeted in House Bill 5 except for certain fringes budgeted directly to MoDOT, Highway Patrol, and Conservation.</i>					<i>Note: Fringes budgeted in House Bill 5 except for certain fringes budgeted directly to MoDOT, Highway Patrol, and Conservation.</i>				

Other Funds:

Note:

Other Funds:

Note:

2. CORE DESCRIPTION

The Missouri One Start Division helps Missouri compete for economic growth by delivering tailored workforce solutions that make businesses more competitive so they can create and retain jobs in Missouri. The Missouri One Start Division provides dedicated staff, funding assistance, and targeted marketing to assist businesses with recruiting and training workers.

Missouri One Start includes the Personal Service and Expense and Equipment funding for staff who administer the business assistance for recruitment and various training programs, including the Missouri One Start Customized Training, the Missouri One Start Community College New Jobs Training Program (NJTP), and the Missouri One Start Job Retention Training Program (JRTP). Program funding for Customized Training, NJTP, and JRTP can be found in separate Core Decision Item forms.

3. PROGRAM LISTING (list programs included in this core funding)

Missouri One Start

CORE DECISION ITEM

Department:	Economic Development	Budget Unit	43095C
Division:	Missouri One Start		
Core:	Missouri One Start	HB Section	7.085

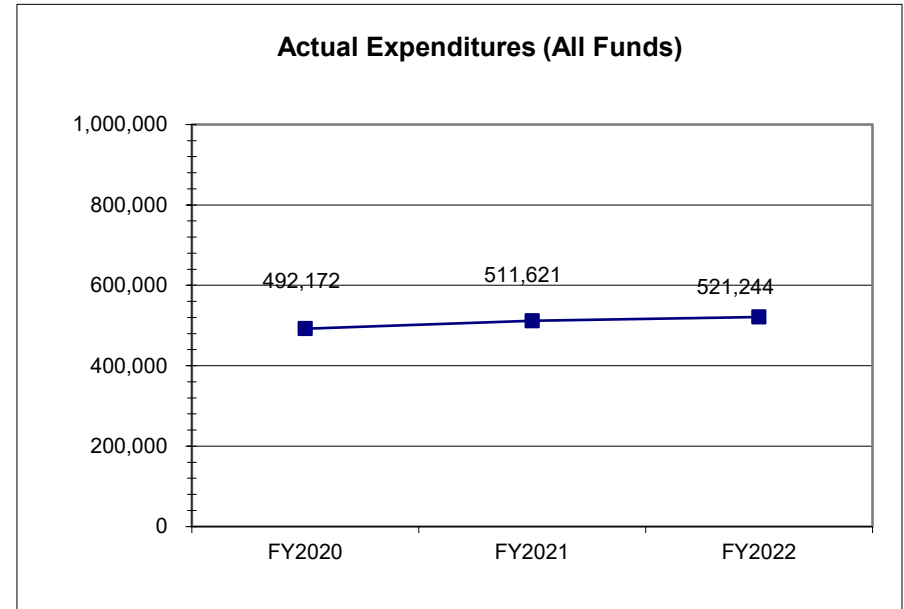
4. FINANCIAL HISTORY

	FY2020 Actual	FY2021 Actual	FY2022 Actual	FY2023 Current Yr.
Appropriation (All Funds)	763,221	593,912	600,426	813,139
Less Reverted (All Funds)	(1,226)	(1,244)	(1,256)	(24,394)
Less Restricted (All Funds)*	0	0	0	0
Budget Authority (All Funds)	761,995	592,668	599,170	788,745
Actual Expenditures (All Funds)	492,172	511,621	521,244	N/A
Unexpended (All Funds)	269,823	81,047	77,926	N/A
Unexpended, by Fund:				
General Revenue	4,869	3,385	18,191	N/A
Federal	152,917	0	0	N/A
Other	112,037	77,662	59,735	N/A
	(1)	(1)		

*Restricted amount is as of: _____

Reverted includes Governor's standard 3 percent reserve (when applicable).
 Restricted includes any extraordinary expenditure restriction (when applicable).

NOTES: (1) Unexpended amounts in Other Funds caused by workforce turnover and decrease in E&E spending due to COVID-19.



CORE RECONCILIATION DETAIL

**DEPARTMENT OF ECONOMIC DEVELOPMENT
MISSOURI ONE START**

5. CORE RECONCILIATION DETAIL

	Budget Class	FTE	GR	Federal	Other	Total	Explanation
TAFP AFTER VETOES							
	PS	12.00	706,819	0	0	706,819	
	EE	0.00	106,320	0	0	106,320	
	Total	12.00	813,139	0	0	813,139	
DEPARTMENT CORE REQUEST							
	PS	12.00	706,819	0	0	706,819	
	EE	0.00	106,320	0	0	106,320	
	Total	12.00	813,139	0	0	813,139	
GOVERNOR'S RECOMMENDED CORE							
	PS	12.00	706,819	0	0	706,819	
	EE	0.00	106,320	0	0	106,320	
	Total	12.00	813,139	0	0	813,139	

Department of Economic Development

DECISION ITEM SUMMARY

Budget Unit								
Decision Item	FY 2022	FY 2022	FY 2023	FY 2023	FY 2024	FY 2024	FY 2024	FY 2024
Budget Object Summary	ACTUAL	ACTUAL	BUDGET	BUDGET	DEPT REQ	DEPT REQ	GOV REC	GOV REC
Fund	DOLLAR	FTE	DOLLAR	FTE	DOLLAR	FTE	DOLLAR	FTE
MISSOURI ONE START								
CORE								
PERSONAL SERVICES								
GENERAL REVENUE	22,424	0.39	706,819	12.00	706,819	12.00	706,819	12.00
MO ONE START JOB DEVELOPMENT	464,260	8.22	0	0.00	0	0.00	0	0.00
TOTAL - PS	486,684	8.61	706,819	12.00	706,819	12.00	706,819	12.00
EXPENSE & EQUIPMENT								
GENERAL REVENUE	0	0.00	106,320	0.00	106,320	0.00	106,320	0.00
MO ONE START JOB DEVELOPMENT	34,560	0.00	0	0.00	0	0.00	0	0.00
TOTAL - EE	34,560	0.00	106,320	0.00	106,320	0.00	106,320	0.00
TOTAL	521,244	8.61	813,139	12.00	813,139	12.00	813,139	12.00
Pay Plan - 0000012								
PERSONAL SERVICES								
GENERAL REVENUE	0	0.00	0	0.00	0	0.00	61,493	0.00
TOTAL - PS	0	0.00	0	0.00	0	0.00	61,493	0.00
TOTAL	0	0.00	0	0.00	0	0.00	61,493	0.00
MOS Personal Service Increase - 1419009								
PERSONAL SERVICES								
GENERAL REVENUE	0	0.00	0	0.00	21,205	0.00	0	0.00
TOTAL - PS	0	0.00	0	0.00	21,205	0.00	0	0.00
TOTAL	0	0.00	0	0.00	21,205	0.00	0	0.00
GRAND TOTAL	\$521,244	8.61	\$813,139	12.00	\$834,344	12.00	\$874,632	12.00

1/11/23 10:08

im_disummary

FLEXIBILITY REQUEST FORM

BUDGET UNIT NUMBER: 43095C BUDGET UNIT NAME: Missouri One Start HOUSE BILL SECTION: 7.085	DEPARTMENT: Economic Development DIVISION: Missouri One Start	
1. Provide the amount by fund of personal service flexibility and the amount by fund of expense and equipment flexibility you are requesting in dollar and percentage terms and explain why the flexibility is needed. If flexibility is being requested among divisions, provide the amount by fund of flexibility you are requesting in dollar and percentage terms and explain why the flexibility is needed.		
DEPARTMENT REQUEST		
<p>The department is requesting 10% flexibility between the Personal Service and/or Expense and Equipment appropriation. This flexibility is needed to ensure our ability to immediately address any identified operational modifications in order to provide the highest quality services to Missourians.</p> <p>- Missouri One Start PS (0101) - \$706,819 x 10% = \$70,682 and Missouri One Start EE (0101) - \$106,320 x 10% = \$10,632</p>		
2. Estimate how much flexibility will be used for the budget year. How much flexibility was used in the Prior Year Budget and the Current Year Budget? Please specify the amount.		
PRIOR YEAR ACTUAL AMOUNT OF FLEXIBILITY USED	CURRENT YEAR ESTIMATED AMOUNT OF FLEXIBILITY THAT WILL BE USED	BUDGET REQUEST ESTIMATED AMOUNT OF FLEXIBILITY THAT WILL BE USED
\$0	Expenditures in PS and E&E will differ annually based on needs to cover operational expenses, address emergency and changing situations, etc.	Expenditures in PS and E&E will differ annually based on needs to cover operational expenses, address emergency and changing situations, etc.
3. Please explain how flexibility was used in the prior and/or current years.		
PRIOR YEAR EXPLAIN ACTUAL USE	CURRENT YEAR EXPLAIN PLANNED USE	
N/A	N/A	

Department of Economic Development

DECISION ITEM DETAIL

Budget Unit	FY 2022	FY 2022	FY 2023	FY 2023	FY 2024	FY 2024	FY 2024	FY 2024
Decision Item	ACTUAL	ACTUAL	BUDGET	BUDGET	DEPT REQ	DEPT REQ	GOV REC	GOV REC
Budget Object Class	DOLLAR	FTE	DOLLAR	FTE	DOLLAR	FTE	DOLLAR	FTE
MISSOURI ONE START								
CORE								
DIVISION DIRECTOR	114,084	1.00	119,840	1.00	119,840	1.00	119,840	1.00
DESIGNATED PRINCIPAL ASST DIV	3,500	0.04	0	0.00	0	0.00	0	0.00
LEAD ADMIN SUPPORT ASSISTANT	34,815	0.96	40,821	1.00	40,821	1.00	40,821	1.00
ADMIN SUPPORT PROFESSIONAL	1,862	0.04	0	0.00	0	0.00	0	0.00
ECONOMIC DEVLPMNT PROFESSIONAL	14,063	0.38	46,272	1.00	46,272	1.00	46,272	1.00
ECONOMIC DEVELOPMENT SPEC	27,075	0.63	0	0.00	0	0.00	0	0.00
SR ECONOMIC DEVELOPMENT SPEC	199,675	4.00	363,299	7.00	363,299	7.00	363,299	7.00
ECONOMIC DEVELOPMENT SPV	91,610	1.56	136,587	2.00	136,587	2.00	136,587	2.00
TOTAL - PS	486,684	8.61	706,819	12.00	706,819	12.00	706,819	12.00
TRAVEL, IN-STATE	11,836	0.00	16,776	0.00	16,776	0.00	16,776	0.00
TRAVEL, OUT-OF-STATE	0	0.00	1,750	0.00	1,750	0.00	1,750	0.00
FUEL & UTILITIES	0	0.00	500	0.00	500	0.00	500	0.00
SUPPLIES	3,877	0.00	10,625	0.00	10,625	0.00	10,625	0.00
PROFESSIONAL DEVELOPMENT	2,688	0.00	16,289	0.00	16,289	0.00	16,289	0.00
COMMUNICATION SERV & SUPP	2,965	0.00	9,500	0.00	9,500	0.00	9,500	0.00
PROFESSIONAL SERVICES	2,500	0.00	35,500	0.00	35,500	0.00	35,500	0.00
HOUSEKEEPING & JANITORIAL SERV	0	0.00	500	0.00	500	0.00	500	0.00
M&R SERVICES	0	0.00	2,500	0.00	2,500	0.00	2,500	0.00
COMPUTER EQUIPMENT	0	0.00	6,030	0.00	6,030	0.00	6,030	0.00
OFFICE EQUIPMENT	1,458	0.00	1,400	0.00	1,400	0.00	1,400	0.00
OTHER EQUIPMENT	8,270	0.00	100	0.00	100	0.00	100	0.00
BUILDING LEASE PAYMENTS	0	0.00	700	0.00	700	0.00	700	0.00
EQUIPMENT RENTALS & LEASES	966	0.00	1,000	0.00	1,000	0.00	1,000	0.00
MISCELLANEOUS EXPENSES	0	0.00	700	0.00	700	0.00	700	0.00
REBILLABLE EXPENSES	0	0.00	2,450	0.00	2,450	0.00	2,450	0.00
TOTAL - EE	34,560	0.00	106,320	0.00	106,320	0.00	106,320	0.00
GRAND TOTAL	\$521,244	8.61	\$813,139	12.00	\$813,139	12.00	\$813,139	12.00
GENERAL REVENUE	\$22,424	0.39	\$813,139	12.00	\$813,139	12.00	\$813,139	12.00
FEDERAL FUNDS	\$0	0.00	\$0	0.00	\$0	0.00	\$0	0.00
OTHER FUNDS	\$498,820	8.22	\$0	0.00	\$0	0.00	\$0	0.00

PROGRAM DESCRIPTION

Department of Economic Development

HB Section(s): 7.085

Program Name: Missouri One Start

Program is found in the following core budget(s): Missouri One Start

1a. What strategic priority does this program address?

Data Driven, Customer Centric, One Team

1b. What does this program do?

- Provide oversight to Local Education Agencies designated to administer the Missouri One Start training funds that are awarded to qualified companies creating new jobs or making new capital investment relating directly to the retention of jobs. The Missouri One Start training programs include the Customized Training program, New Jobs Training Program (NJTP), and Job Retention Training Program (JRTP).
- Coordinate workforce solutions to assist businesses with having the right workforce with the right skillset by providing personalized recruitment assistance and funding resources for specialized industry training.
- Cultivate a strong brand identity that communicates value-add of Missouri's workforce to retain and attract new companies, capital investment, and jobs to the state.

2a. Provide an activity measure(s) for the program.

	FY2020 Actual	FY2021 Projected	FY2021 Actual	FY2022 Projected	FY2022 Actual	FY2023 Projected	FY2024 Projected	FY2025 Projected
Social Media Outreach Posts	133	266	227	250	115	275	303	333

Note 1: FY2023 reflects a 10% increase from FY2022 Projected. FY2024-FY2025 reflect a 10% increase each year.

Note 2: FY2022 Actual declined due to the vacancy of the position for six months.

2b. Provide a measure(s) of the program's quality.

	FY2020 Actual	FY2021 Projected	FY2021 Actual	FY2022 Projected	FY2022 Actual	FY2023 Projected	FY2024 Projected	FY2025 Projected
Customer Service Experience	91%	100%	91%	94%	92%	94%	96%	98%

Note 1: Percentage of respondents who rated their experience as "good" or "excellent."

Note 2: Data includes 86 respondents from 224 companies surveyed in FY2022.

Note 3: Projections reflect a 2% increase each year.

PROGRAM DESCRIPTION

Department of Economic Development _____

HB Section(s): 7.085

Program Name: Missouri One Start

Program is found in the following core budget(s): Missouri One Start

2c. Provide a measure(s) of the program's impact.

	FY2020 Actual	FY2021 Projected	FY2021 Actual	FY2022 Projected	FY2022 Actual	FY2023 Projected	FY2024 Projected	FY2025 Projected
Social Media Outreach	77,531	155,062	1,041,644	1,145,808	1,332,893	1,466,182	1,612,800	1,774,080
Social Media Followers	350	385	564	620	652	717	789	866

Note 1: FY2022 Social Media Outreach reflects both paid and organic social media outreach. FY2023-FY2025 reflects a 10% increase of the FY2022 Actual.

Note 2: Social Media Outreach includes clicks, likes, shares, and comments.

Note 3: FY2023-FY2025 Projected Social Media Followers reflects a 10% increase of unique followers each year based on the FY2022 Actual.

2d. Provide a measure(s) of the program's efficiency.

The measures for this program's efficiency may be found in the Missouri One Start Community College New Jobs Training Program, and the Missouri One Start Community College Job Retention Training Program Core and Program Description forms.

PROGRAM DESCRIPTION

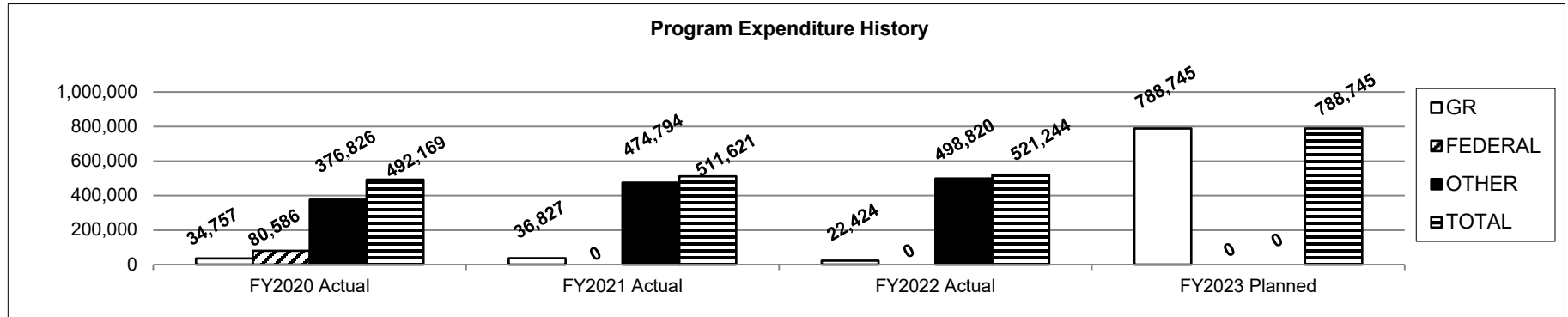
Department of Economic Development

HB Section(s): 7.085

Program Name: Missouri One Start

Program is found in the following core budget(s): Missouri One Start

3. Provide actual expenditures for the prior three fiscal years and planned expenditures for the current fiscal year. *(Note: Amounts do not include fringe benefit costs.)*



Note: Planned expenditures for GR reflect 3% Governor's Reserve.

4. What are the sources of the "Other " funds?

FY2020-FY2022: GR Transfer to Missouri One Start Job Development Fund to administer the Missouri One Start Training Programs.

5. What is the authorization for this program, i.e., federal or state statute, etc.? (Include the federal program number, if applicable.)

Sections 620.800-620.809, RSMo.

6. Are there federal matching requirements? If yes, please explain.

No

7. Is this a federally mandated program? If yes, please explain.

No.

NEW DECISION ITEM
RANK: 13 OF 17

Department: Economic Development	Budget Unit	43095C
Division: Missouri One Start		
DI Name: Personal Service Increase	DI#1419009	HB Section 7.085

1. AMOUNT OF REQUEST

FY 2024 Budget Request				
	GR	Federal	Other	Total
PS	21,205	0	0	21,205
EE	0	0	0	0
PSD	0	0	0	0
TRF	0	0	0	0
Total	21,205	0	0	21,205
FTE	0.00	0.00	0.00	0.00

Est. Fringe	7,736	0	0	7,736
--------------------	-------	---	---	-------

Note: Fringes budgeted in House Bill 5 except for certain fringes budgeted directly to MoDOT, Highway Patrol, and Conservation.

Other Funds:
Non-Counts:

FY 2024 Governor's Recommendation				
	GR	Federal	Other	Total
PS	0	0	0	0
EE	0	0	0	0
PSD	0	0	0	0
TRF	0	0	0	0
Total	0	0	0	0
FTE	0.00	0.00	0.00	0.00

Est. Fringe	0	0	0	0
--------------------	---	---	---	---

Note: Fringes budgeted in House Bill 5 except for certain fringes budgeted directly to MoDOT, Highway Patrol, and Conservation.

Other Funds:
Non-Counts:

2. THIS REQUEST CAN BE CATEGORIZED AS:

<input type="checkbox"/> New Legislation	<input type="checkbox"/> New Program	<input type="checkbox"/> Fund Switch
<input type="checkbox"/> Federal Mandate	<input checked="" type="checkbox"/> Program Expansion	<input type="checkbox"/> Cost to Continue
<input type="checkbox"/> GR Pick-Up	<input type="checkbox"/> Space Request	<input type="checkbox"/> Equipment Replacement
<input type="checkbox"/> Pay Plan	<input type="checkbox"/> Other: _____	

3. WHY IS THIS FUNDING NEEDED? PROVIDE AN EXPLANATION FOR ITEMS CHECKED IN #2. INCLUDE THE FEDERAL OR STATE STATUTORY OR CONSTITUTIONAL AUTHORIZATION FOR THIS PROGRAM.

In FY2023, Missouri One Start (MOS) funding was switched from a General Revenue (GR) Transfer to a straight GR appropriation. Because of how the Governor's Reserve is calculated, this, inadvertently, reduced the available Personal Service for this team by \$21,205. This NDI would restore that \$21,205 without increasing FTE and while maintaining the change in how the funds are structured.

NEW DECISION ITEM
RANK: 13 OF 17

Department: Economic Development	Budget Unit	43095C
Division: Missouri One Start		
DI Name: Personal Service Increase	DI#1419009	HB Section 7.085

4. DESCRIBE THE DETAILED ASSUMPTIONS USED TO DERIVE THE SPECIFIC REQUESTED AMOUNT. (How did you determine that the requested number of FTE were appropriate? From what source or standard did you derive the requested levels of funding? Were alternatives such as outsourcing or automation considered? If based on new legislation, does request tie to TAFP fiscal note? If not, explain why. Detail which portions of the request are one-times and how those amounts were calculated.)

MOS is requesting an increase their Personal Service authority by the 3% Reserve amount of \$21,205 since their appropriation was switched to GR from a transfer of GR into the Missouri Job Development Fund in FY2023.

5. BREAK DOWN THE REQUEST BY BUDGET OBJECT CLASS, JOB CLASS, AND FUND SOURCE. IDENTIFY ONE-TIME COSTS.

Budget Object Class/Job Class	Dept Req GR DOLLARS	Dept Req GR FTE	Dept Req FED DOLLARS	Dept Req FED FTE	Dept Req OTHER DOLLARS	Dept Req OTHER FTE	Dept Req TOTAL DOLLARS	Dept Req TOTAL FTE	Dept Req One-Time DOLLARS
100/Economic Dev Specialist	21,205						21,205	0.0	
Total PS	21,205	0.0	0	0.0	0	0.0	21,205	0.0	0
							0		
							0		
							0		
Total EE	0		0		0		0		0
Program Distributions							0		
Total PSD	0		0		0		0		0
Transfers									
Total TRF	0		0		0		0		0
Grand Total	21,205	0.0	0	0.0	0	0.0	21,205	0.0	0

NEW DECISION ITEM
RANK: 13 OF 17

Department: Economic Development				Budget Unit		43095C			
Division: Missouri One Start				HB Section		7.085			
DI Name: Personal Service Increase				DI#1419009					
Budget Object Class/Job Class	Gov Rec GR DOLLARS	Gov Rec GR FTE	Gov Rec FED DOLLARS	Gov Rec FED FTE	Gov Rec OTHER DOLLARS	Gov Rec OTHER FTE	Gov Rec TOTAL DOLLARS	Gov Rec TOTAL FTE	Gov Rec One-Time DOLLARS
							0		
							0	0.0	
Total PS	0	0.0	0	0.0	0	0.0	0	0.0	0
							0		
							0		
							0		
Total EE	0		0		0		0		0
Program Distributions							0		
Total PSD	0		0		0		0		0
Transfers									
Total TRF	0		0		0		0		0
Grand Total	0	0.0	0	0.0	0	0.0	0	0.0	0

NEW DECISION ITEM
RANK: 13 OF 17

Department: Economic Development	Budget Unit	<u>43095C</u>
Division: Missouri One Start		
DI Name: Personal Service Increase	DI#1419009	HB Section <u>7.085</u>

6. PERFORMANCE MEASURES (If new decision item has an associated core, separately identify projected performance with & without additional funding.)

6a. Provide an activity measure(s) for the program.

Refer to the Missouri One Start Core for performance measures.

6b. Provide a measure(s) of the program's quality.

Refer to the Missouri One Start Core for performance measures.

6c. Provide a measure(s) of the program's impact.

Refer to the Missouri One Start Core for performance measures.

6d. Provide a measure(s) of the program's efficiency.

Refer to the Missouri One Start Core for performance measures.

7. STRATEGIES TO ACHIEVE THE PERFORMANCE MEASUREMENT TARGETS:

This increase of Personal Service GR authority is essential to maintaining the Missouri One Start Division staffing at the current levels.

Department of Economic Development

DECISION ITEM DETAIL

Budget Unit	FY 2022	FY 2022	FY 2023	FY 2023	FY 2024	FY 2024	FY 2024	FY 2024
Decision Item	ACTUAL	ACTUAL	BUDGET	BUDGET	DEPT REQ	DEPT REQ	GOV REC	GOV REC
Budget Object Class	DOLLAR	FTE	DOLLAR	FTE	DOLLAR	FTE	DOLLAR	FTE
MISSOURI ONE START								
MOS Personal Service Increase - 1419009								
ECONOMIC DEVELOPMENT SPEC	0	0.00	0	0.00	21,205	0.00	0	0.00
TOTAL - PS	0	0.00	0	0.00	21,205	0.00	0	0.00
GRAND TOTAL	\$0	0.00	\$0	0.00	\$21,205	0.00	\$0	0.00
GENERAL REVENUE	\$0	0.00	\$0	0.00	\$21,205	0.00		0.00
FEDERAL FUNDS	\$0	0.00	\$0	0.00	\$0	0.00		0.00
OTHER FUNDS	\$0	0.00	\$0	0.00	\$0	0.00		0.00

CORE DECISION ITEM

Department:	Economic Development	Budget Unit	43100C
Division:	Missouri One Start		
Core:	Missouri One Start Programs	HB Section	7.095

1. CORE FINANCIAL SUMMARY

	FY 2024 Budget Request			
	GR	Federal	Other	Total
PS	0	0	0	0
EE	140,000	0	0	140,000
PSD	14,976,835	0	2,448,221	17,425,056
TRF	0	0	0	0
Total	15,116,835	0	2,448,221	17,565,056
FTE	0.00	0.00	0.00	0.00

Est. Fringe	0	0	0	0
--------------------	---	---	---	---

Note: Fringes budgeted in House Bill 5 except for certain fringes budgeted directly to MoDOT, Highway Patrol, and Conservation.

Other Funds: Missouri One Start Job Development Fund (0600)

	FY 2024 Governor's Recommendation			
	GR	Fed	Other	Total
PS	0	0	0	0
EE	140,000	0	0	140,000
PSD	14,976,835	0	2,448,221	17,425,056
TRF	0	0	0	0
Total	15,116,835	0	2,448,221	17,565,056
FTE	0.00	0.00	0.00	0.00

Est. Fringe	0	0	0	0
--------------------	---	---	---	---

Note: Fringes budgeted in House Bill 5 except for certain fringes budgeted directly to MoDOT, Highway Patrol, and Conservation.

Other Funds: Missouri One Start Job Development Fund (0600)

2. CORE DESCRIPTION

The General Revenue transfer into the Missouri One Start Job Development Fund (MJDF) was eliminated beginning FY2023. This fund previously received a General Revenue transfer to provide funding for the Missouri One Start Customized Training Program and the personal services, equipment, and expenses of Missouri One Start staff. These services continue to be supported through straight General Revenue funds. The Missouri One Start Customized Training Program is one of the more flexible and popular of workforce training programs for businesses. It is an essential tool in economic development efforts and provides direct assistance to Missouri businesses for the training and upskilling of new and existing employees with a purpose of creating and retaining jobs in the state. The workforce training is individualized to each company's specific needs. The program is administered locally by community colleges and technical schools, with oversight provided by Missouri One Start staff.

3. PROGRAM LISTING (list programs included in this core funding)

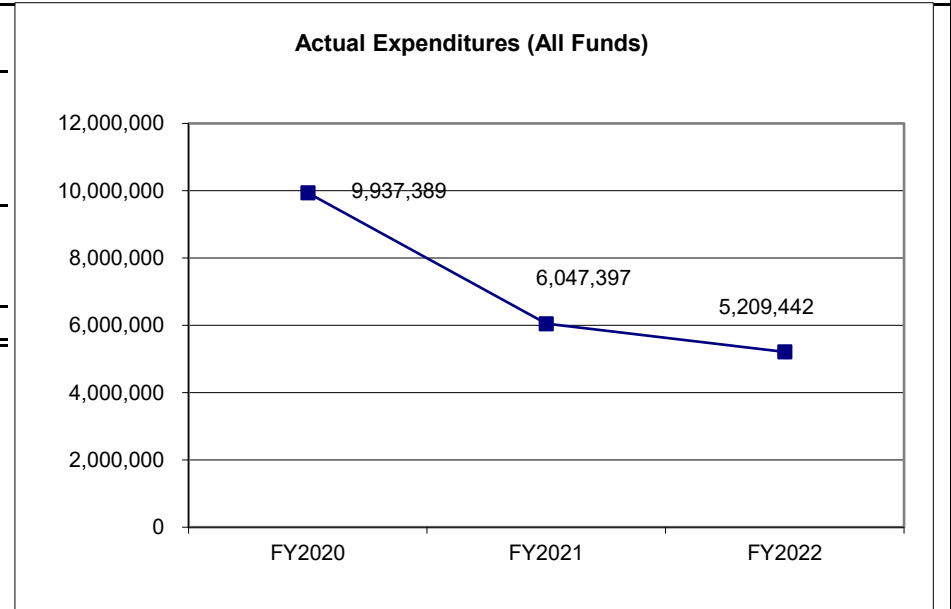
Missouri One Start Job Development Fund

CORE DECISION ITEM

Department:	Economic Development	Budget Unit	43100C
Division:	Missouri One Start		
Core:	Missouri One Start Programs	HB Section	7.095

4. FINANCIAL HISTORY

	FY2020 Actual	FY2021 Actual	FY2022 Actual	FY2023 Current Yr.
Appropriation (All Funds)	17,395,000	8,693,406	8,693,406	17,565,056
Less Reverted (All Funds)	0	0	0	0
Less Restricted (All Funds)*	0	0	0	0
Budget Authority (All Funds)	17,395,000	8,693,406	8,693,406	17,565,056
Actual Expenditures (All Funds)	9,937,389	6,047,397	5,209,442	N/A
Unexpended (All Funds)	7,457,611	2,646,009	3,483,964	N/A
Unexpended, by Fund:				
General Revenue	0	0	0	N/A
Federal	0	0	0	N/A
Other	7,457,611	2,646,009	3,483,964	N/A
	(1)	(1)	(1)	



*Restricted amount is as of: _____

Reverted includes Governor's standard 3 percent reserve (when applicable).

Restricted includes any extraordinary expenditure restriction (when applicable).

NOTES: (1) Unexpended funds resulted from spending authority exceeding General Revenue transfer and available fund balance.

CORE RECONCILIATION DETAIL

DEPARTMENT OF ECONOMIC DEVELOPMENT MISSOURI ONE START JOB DEV

5. CORE RECONCILIATION DETAIL

	Budget Class	FTE	GR	Federal	Other	Total	Explanation
TAFP AFTER VETOES							
	EE	0.00	140,000	0	0	140,000	
	PD	0.00	14,976,835	0	2,448,221	17,425,056	
	Total	0.00	15,116,835	0	2,448,221	17,565,056	
DEPARTMENT CORE REQUEST							
	EE	0.00	140,000	0	0	140,000	
	PD	0.00	14,976,835	0	2,448,221	17,425,056	
	Total	0.00	15,116,835	0	2,448,221	17,565,056	
GOVERNOR'S RECOMMENDED CORE							
	EE	0.00	140,000	0	0	140,000	
	PD	0.00	14,976,835	0	2,448,221	17,425,056	
	Total	0.00	15,116,835	0	2,448,221	17,565,056	

Department of Economic Development

DECISION ITEM SUMMARY

Budget Unit								
Decision Item	FY 2022	FY 2022	FY 2023	FY 2023	FY 2024	FY 2024	FY 2024	FY 2024
Budget Object Summary	ACTUAL	ACTUAL	BUDGET	BUDGET	DEPT REQ	DEPT REQ	GOV REC	GOV REC
Fund	DOLLAR	FTE	DOLLAR	FTE	DOLLAR	FTE	DOLLAR	FTE
MISSOURI ONE START JOB DEV								
CORE								
EXPENSE & EQUIPMENT								
GENERAL REVENUE	0	0.00	140,000	0.00	140,000	0.00	140,000	0.00
MO ONE START JOB DEVELOPMENT	175,214	0.00	0	0.00	0	0.00	0	0.00
TOTAL - EE	175,214	0.00	140,000	0.00	140,000	0.00	140,000	0.00
PROGRAM-SPECIFIC								
GENERAL REVENUE	0	0.00	14,976,835	0.00	14,976,835	0.00	14,976,835	0.00
MO ONE START JOB DEVELOPMENT	5,034,228	0.00	2,448,221	0.00	2,448,221	0.00	2,448,221	0.00
TOTAL - PD	5,034,228	0.00	17,425,056	0.00	17,425,056	0.00	17,425,056	0.00
TOTAL	5,209,442	0.00	17,565,056	0.00	17,565,056	0.00	17,565,056	0.00
GRAND TOTAL	\$5,209,442	0.00	\$17,565,056	0.00	\$17,565,056	0.00	\$17,565,056	0.00

1/11/23 10:08

im_disummary

Department of Economic Development

DECISION ITEM DETAIL

Budget Unit	FY 2022	FY 2022	FY 2023	FY 2023	FY 2024	FY 2024	FY 2024	FY 2024
Decision Item	ACTUAL	ACTUAL	BUDGET	BUDGET	DEPT REQ	DEPT REQ	GOV REC	GOV REC
Budget Object Class	DOLLAR	FTE	DOLLAR	FTE	DOLLAR	FTE	DOLLAR	FTE
MISSOURI ONE START JOB DEV								
CORE								
SUPPLIES	1,546	0.00	500	0.00	500	0.00	500	0.00
PROFESSIONAL SERVICES	173,668	0.00	129,500	0.00	129,500	0.00	129,500	0.00
COMPUTER EQUIPMENT	0	0.00	5,000	0.00	5,000	0.00	5,000	0.00
OTHER EQUIPMENT	0	0.00	5,000	0.00	5,000	0.00	5,000	0.00
TOTAL - EE	175,214	0.00	140,000	0.00	140,000	0.00	140,000	0.00
PROGRAM DISTRIBUTIONS	5,034,228	0.00	17,425,056	0.00	17,425,056	0.00	17,425,056	0.00
TOTAL - PD	5,034,228	0.00	17,425,056	0.00	17,425,056	0.00	17,425,056	0.00
GRAND TOTAL	\$5,209,442	0.00	\$17,565,056	0.00	\$17,565,056	0.00	\$17,565,056	0.00
GENERAL REVENUE	\$0	0.00	\$15,116,835	0.00	\$15,116,835	0.00	\$15,116,835	0.00
FEDERAL FUNDS	\$0	0.00	\$0	0.00	\$0	0.00	\$0	0.00
OTHER FUNDS	\$5,209,442	0.00	\$2,448,221	0.00	\$2,448,221	0.00	\$2,448,221	0.00

PROGRAM DESCRIPTION

Department: Economic Development

HB Section(s): 7.095

Program Name: Missouri One Start Programs

Program is found in the following core budget(s): Missouri One Start Programs

1a. What strategic priority does this program address?

Data Driven, Customer Centric, One Team

1b. What does this program do?

- Provides the funding source for the Missouri One Start Customized Training program.
- Funds provided to Missouri One Start assistance to small, medium and large businesses throughout the state to recruit, train and upskill new and existing employees to meet the specific workforce needs of a business.

2a. Provide an activity measure(s) for the program.

	FY2020		FY2021		FY2022		FY2023	FY2024	FY2025
	Projected	Actual	Projected	Actual	Projected	Actual	Projected	Projected	Projected
Companies Assisted	300	250	190	191	190	191	210	231	254
Funds Awarded	\$12,400,000	\$9,937,389	\$5,800,000	\$5,868,338	\$5,841,803	\$5,034,228	\$13,500,000	\$13,500,000	\$13,500,000

Note 1: Funds Awarded includes both funds obligated for training and to administer the training program.

Note 2: Companies assisted in FY2022 includes 187 companies and 4 consortiums.

Note 3: Projections for Companies Assisted and Funds Awarded for FY2024-FY2025 assumes general revenue spending authority remains consistent at the FY2023 appropriation level and reflects a 10% increase each year.

2b. Provide a measure(s) of the program's quality.

	FY2020		FY2021		FY2022		FY2023	FY2024	FY2025
	Projected	Actual	Projected	Actual	Projected	Actual	Projected	Projected	Projected
Customer Service Experience	100%	91%	100%	94%	97%	95%	97%	99%	100%

Note 1: Percentage of respondents who rated their experience as "good" or "excellent."

Note 2: Data includes 74 respondents from 198 Customized Training companies surveyed in FY2022.

Note 3: For FY2022, 5% rated services as "Average", 0% rated services as "Poor or Fair."

Note 4: Percentage increase reflects a 2% increase each year.

PROGRAM DESCRIPTION

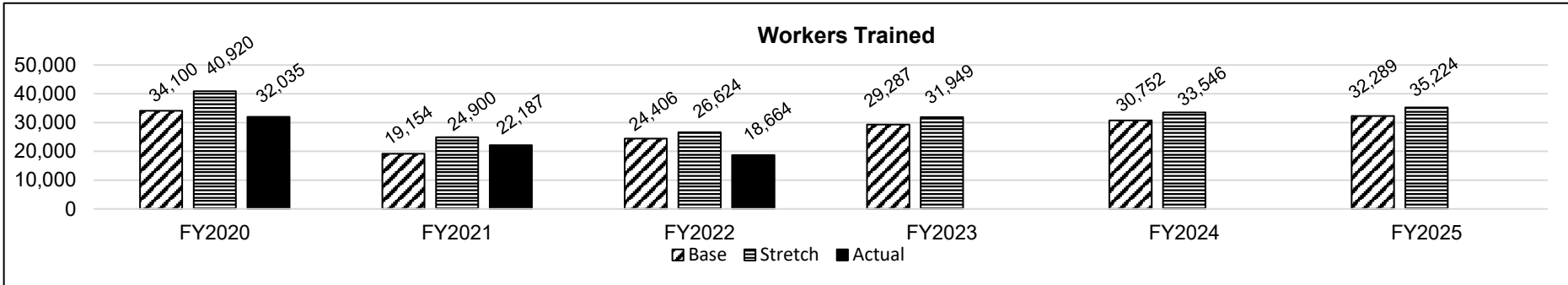
Department: Economic Development

HB Section(s): 7.095

Program Name: Missouri One Start Programs

Program is found in the following core budget(s): Missouri One Start Programs

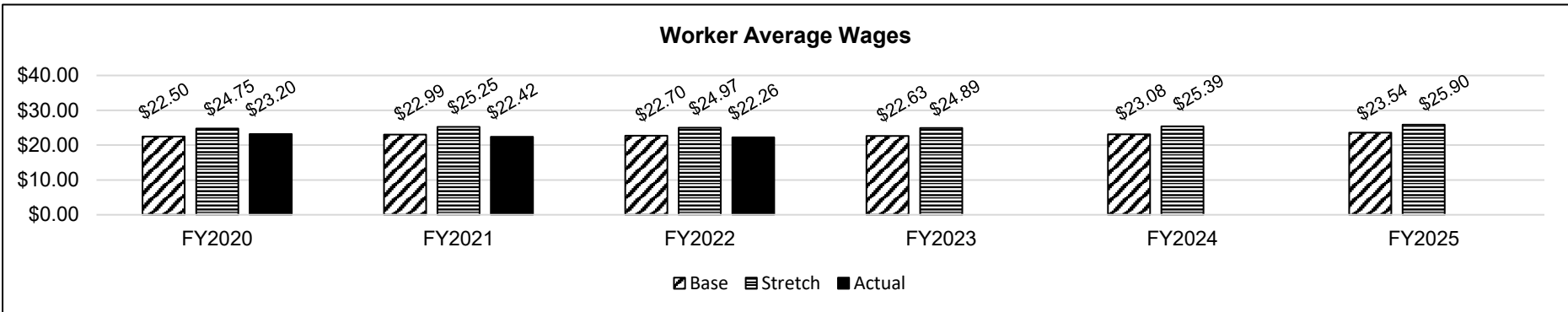
2c. Provide a measure(s) of the program's impact.



Note 1: Actual for FY2022 reflects the reported count of unduplicated count of Workers Trained (as of 8-17-22).

Note 2: Base and Stretch for FY2023 reflects a 20% increase of the Actual and Stretch in FY2022 due to increased funding.

Note 3: Base and Stretch target for FY2024-FY2025 reflects similar funding to FY2023 and demonstrates a 5% increase to the Base and Stretch targets for workers trained each year.



Note 1: Base target for FY2023 reflects an average of the Actual Wages from FY2020-FY2022. Base targets for FY2024-FY2025 reflects a 2% increase each year of the Base target.

Note 2: Stretch targets for FY2023-FY2025 reflects a 10% increase each year of the Base target.

PROGRAM DESCRIPTION

Department: Economic Development

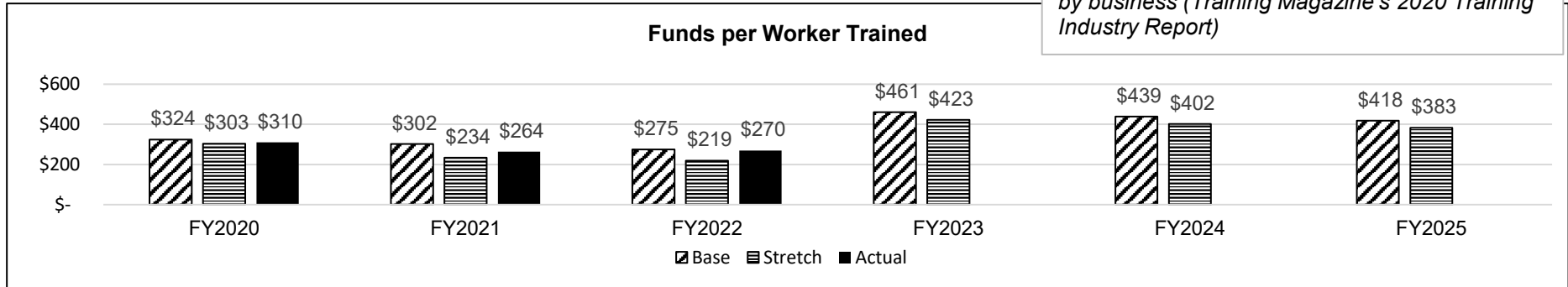
HB Section(s): 7.095

Program Name: Missouri One Start Programs

Program is found in the following core budget(s): Missouri One Start Programs

2d. Provide a measure(s) of the program's efficiency.

National Average: \$1,111 per employee spent by business (Training Magazine's 2020 Training Industry Report)



Note 1: Actual Funds per Workers Trained is calculated by dividing the awarded training funds by the number of unduplicated workers receiving training.

Note 2: Base and Stretch targets for FY2023-FY2025 reflects funding remaining consistent at FY2023 levels and a 20% increase in the projected base and stretched unduplicated number of workers trained in FY2023 and 5% increase in unduplicated number of workers trained FY2024-2025.

PROGRAM DESCRIPTION

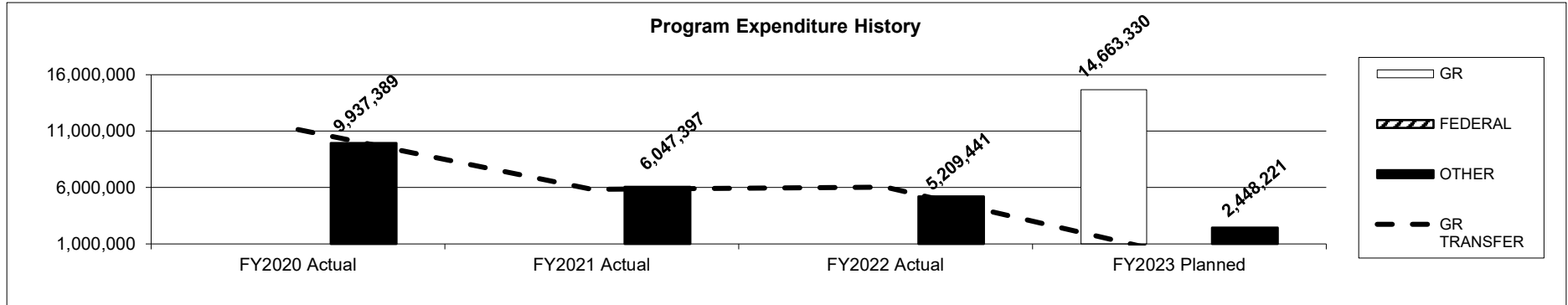
Department: Economic Development

HB Section(s): 7.095

Program Name: Missouri One Start Programs

Program is found in the following core budget(s): Missouri One Start Programs

3. Provide actual expenditures for the prior three fiscal years and planned expenditures for the current fiscal year. (Note: Amounts do not include fringe benefit costs.)



Note: Dashed Line represents actual GR Transfer. GR transfer was eliminated in FY2023.

4. What are the sources of the "Other " funds?

Missouri One Start Job Development Fund (0600) formerly the Missouri Works Job Development Fund.

5. What is the authorization for this program, i.e., federal or state statute, etc.? (Include the federal program number, if applicable.)

Sections 620.800-620.809, RSMo.

6. Are there federal matching requirements? If yes, please explain.

No

7. Is this a federally mandated program? If yes, please explain.

No

CORE DECISION ITEM

Department: Economic Development					Budget Unit <u>43101C</u>				
Division: Missouri One Start									
Core: Hannibal Innovation Center					HB Section <u>7.096</u>				
1. CORE FINANCIAL SUMMARY									
FY 2024 Budget Request					FY 2024 Governor's Recommendation				
	GR	Federal	Other	Total		GR	Fed	Other	Total
PS	0	0	0	0	PS	0	0	0	0
EE	0	0	0	0	EE	0	0	0	0
PSD	0	0	0	0	PSD	0	0	0	0
TRF	0	0	0	0	TRF	0	0	0	0
Total	0	0	0	0	Total	0	0	0	0
FTE					FTE				
	0.00	0.00	0.00	0.00		0.00	0.00	0.00	0.00
Est. Fringe	0	0	0	0	Est. Fringe	0	0	0	0
<i>Note: Fringes budgeted in House Bill 5 except for certain fringes budgeted directly to MoDOT, Highway Patrol, and Conservation.</i>					<i>Note: Fringes budgeted in House Bill 5 except for certain fringes budgeted directly to MoDOT, Highway Patrol, and Conservation.</i>				
Other Funds:					Other Funds:				
2. CORE DESCRIPTION									
<p>The Hannibal School District seeks the purchase of a \$3 million dollar vacant Sutherlands property located at 4415 McMasters Avenue in FY2023 to be their Innovation Center. The intent of the Hannibal Innovation Center is to expand the technical education and workforce readiness of their students and community to match the current and future needs of local employers.</p> <p>This was inadvertently designated as a recurring item, so the Department is recommending spending be reduced to \$0 for FY2024.</p>									
3. PROGRAM LISTING (list programs included in this core funding)									
Hannibal Innovation Center									

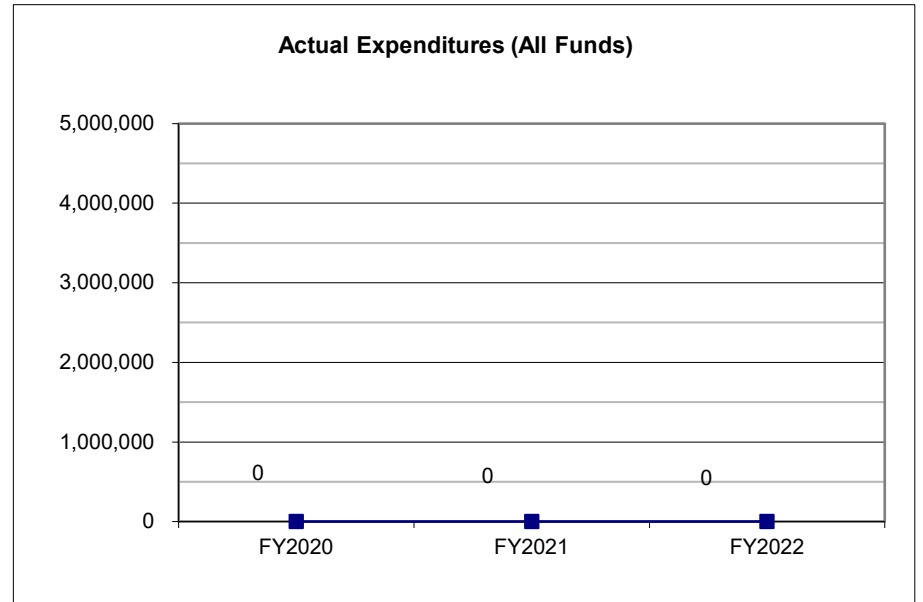
CORE DECISION ITEM

Department: Economic Development
 Division: Missouri One Start
 Core: Hannibal Innovation Center

Budget Unit 43101C
 HB Section 7.096

4. FINANCIAL HISTORY

	FY2020 Actual	FY2021 Actual	FY2022 Actual	FY2023 Current Yr.
Appropriation (All Funds)	0	0	0	1,900,000
Less Reverted (All Funds)	0	0	0	(57,000)
Less Restricted (All Funds)*	0	0	0	0
Budget Authority (All Funds)	0	0	0	1,843,000
Actual Expenditures (All Funds)	0	0	0	N/A
Unexpended (All Funds)	0	0	0	N/A
Unexpended, by Fund:				
General Revenue	0	0	0	N/A
Federal	0	0	0	N/A
Other	0	0	0	N/A



*Restricted amount is as of: _____

Reverted includes Governor's standard 3 percent reserve (when applicable).
 Restricted includes any extraordinary expenditure restriction (when applicable).

NOTES:

CORE RECONCILIATION DETAIL

DEPARTMENT OF ECONOMIC DEVELOPMENT HANNIBAL INNOVATION CENTER

5. CORE RECONCILIATION DETAIL

				Budget Class	FTE	GR	Federal	Other	Total	Explanation
TAFP AFTER VETOES										
				PD	0.00	1,900,000	0	0	1,900,000	
				Total	0.00	1,900,000	0	0	1,900,000	
DEPARTMENT CORE ADJUSTMENTS										
Core Reduction	1825	2127	PD	0.00	(1,900,000)		0	0	(1,900,000)	Core reduction
NET DEPARTMENT CHANGES					0.00	(1,900,000)	0	0	(1,900,000)	
DEPARTMENT CORE REQUEST										
				PD	0.00	0	0	0	0	
				Total	0.00	0	0	0	0	
GOVERNOR'S RECOMMENDED CORE										
				PD	0.00	0	0	0	0	
				Total	0.00	0	0	0	0	

Department of Economic Development

DECISION ITEM SUMMARY

Budget Unit								
Decision Item	FY 2022	FY 2022	FY 2023	FY 2023	FY 2024	FY 2024	FY 2024	FY 2024
Budget Object Summary	ACTUAL	ACTUAL	BUDGET	BUDGET	DEPT REQ	DEPT REQ	GOV REC	GOV REC
Fund	DOLLAR	FTE	DOLLAR	FTE	DOLLAR	FTE	DOLLAR	FTE
HANNIBAL INNOVATION CENTER								
CORE								
PROGRAM-SPECIFIC								
GENERAL REVENUE	0	0.00	1,900,000	0.00	0	0.00	0	0.00
TOTAL - PD	0	0.00	1,900,000	0.00	0	0.00	0	0.00
TOTAL	0	0.00	1,900,000	0.00	0	0.00	0	0.00
GRAND TOTAL	\$0	0.00	\$1,900,000	0.00	\$0	0.00	\$0	0.00

1/11/23 10:08

im_disummary

Department of Economic Development

DECISION ITEM DETAIL

Budget Unit	FY 2022	FY 2022	FY 2023	FY 2023	FY 2024	FY 2024	FY 2024	FY 2024
Decision Item	ACTUAL	ACTUAL	BUDGET	BUDGET	DEPT REQ	DEPT REQ	GOV REC	GOV REC
Budget Object Class	DOLLAR	FTE	DOLLAR	FTE	DOLLAR	FTE	DOLLAR	FTE
HANNIBAL INNOVATION CENTER								
CORE								
PROGRAM DISTRIBUTIONS	0	0.00	1,900,000	0.00	0	0.00	0	0.00
TOTAL - PD	0	0.00	1,900,000	0.00	0	0.00	0	0.00
GRAND TOTAL	\$0	0.00	\$1,900,000	0.00	\$0	0.00	\$0	0.00
GENERAL REVENUE	\$0	0.00	\$1,900,000	0.00	\$0	0.00		0.00
FEDERAL FUNDS	\$0	0.00	\$0	0.00	\$0	0.00		0.00
OTHER FUNDS	\$0	0.00	\$0	0.00	\$0	0.00		0.00

PROGRAM DESCRIPTION**Department: Economic Development****HB Section(s): 7.096****Program Name: Hannibal Innovation Center****Program is found in the following core budget(s): Hannibal Innovation Center****1a. What strategic priority does this program address?**

Customer Centric

1b. What does this program do?

Provides a funding source to assist with the purchase of a \$3 million dollar vacant Sutherland property to become the Hannibal Innovation Center in FY2023. The Hannibal Innovation Center will provide a campus to expand and enhance existing technical programs, create new technical programs to propel Northeast Missouri technical employment into the future, and provide opportunities for adult education utilizing the campus and its high tech equipment for training opportunities for employers and potential workforce.

2a. Provide an activity measure(s) for the program.

1. Signed letter of intent between Hannibal School District and Sutherland's Property and the 5% earnest money from the Hannibal School District to the Sutherlands group is secured.
2. Signed MOU between DED and the Hannibal School District.
3. Purchase of the Sutherland's Property located at 4417 McMasters Avenue by the Hannibal School District in FY2023.

2b. Provide a measure(s) of the program's quality.

A quality measure is under development.

2c. Provide a measure(s) of the program's impact.

An impact measure is under development.

2d. Provide a measure(s) of the program's efficiency.

An efficiency measure is under development.

PROGRAM DESCRIPTION

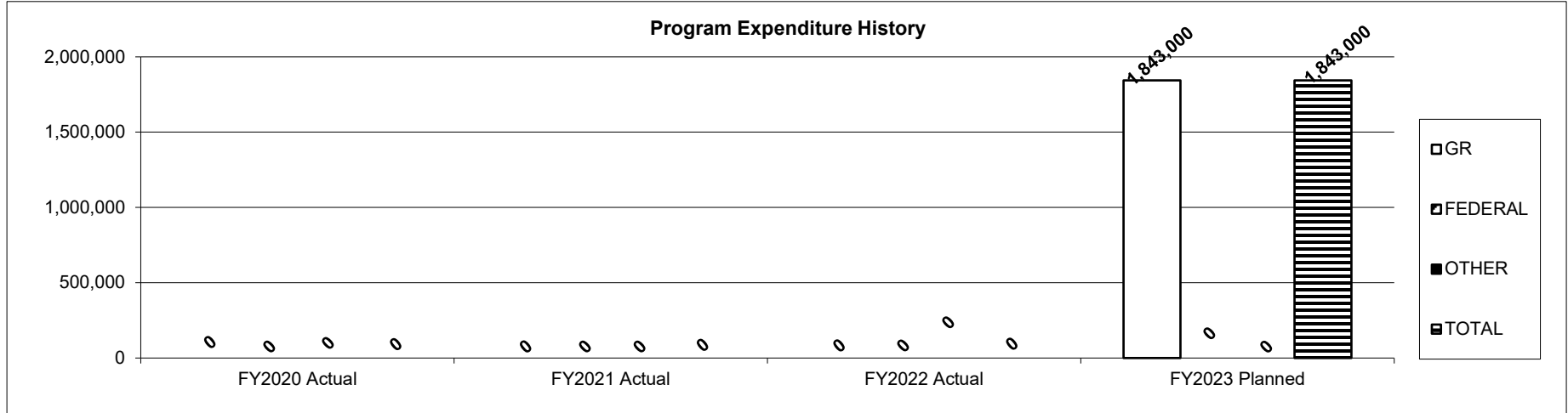
Department: Economic Development

HB Section(s): 7.096

Program Name: Hannibal Innovation Center

Program is found in the following core budget(s): Hannibal Innovation Center

3. Provide actual expenditures for the prior three fiscal years and planned expenditures for the current fiscal year. (Note: Amounts do not include fringe benefit costs.)



Note: Planned expenditure includes GR 3% reserve.

4. What are the sources of the "Other " funds?

NA

5. What is the authorization for this program, i.e., federal or state statute, etc.? (Include the federal program number, if applicable.)

N/A

6. Are there federal matching requirements? If yes, please explain.

No.

7. Is this a federally mandated program? If yes, please explain.

No.

NEW DECISION ITEM
RANK: 5 OF 17

Department: Department of Economic Development	Budget Unit	43096C
Division: Missouri One Start		
DI Name: Community College Training Fund	DI#1419001	HB Section
		7.086

1. AMOUNT OF REQUEST

	FY 2024 Budget Request			
	GR	Federal	Other	Total
PS	0	0	0	0
EE	0	0	0	0
PSD	0	0	27,000,000	27,000,000
TRF	0	0	0	0
Total	0	0	27,000,000	27,000,000

FTE 0.00 0.00 0.00 0.00

Est. Fringe 0 0 0 0

Note: Fringes budgeted in House Bill 5 except for certain fringes budgeted directly to MoDOT, Highway Patrol, and Conservation.

Other Funds: Missouri One Start Community College Training Fund (0538)
Non-Counts:

	FY 2024 Governor's Recommendation			
	GR	Federal	Other	Total
PS	0	0	0	0
EE	0	0	0	0
PSD	0	0	27,000,000	27,000,000
TRF	0	0	0	0
Total	0	0	27,000,000	27,000,000

FTE 0.00 0.00 0.00 0.00

Est. Fringe 0 0 0 0

Note: Fringes budgeted in House Bill 5 except for certain fringes budgeted directly to MoDOT, Highway Patrol, and Conservation.

Other Funds: Missouri One Start Community College Training Fund (0538)
Non-Counts:

2. THIS REQUEST CAN BE CATEGORIZED AS:

<input checked="" type="checkbox"/> New Legislation	<input type="checkbox"/> New Program	<input type="checkbox"/> Fund Switch
<input type="checkbox"/> Federal Mandate	<input type="checkbox"/> Program Expansion	<input type="checkbox"/> Cost to Continue
<input type="checkbox"/> GR Pick-Up	<input type="checkbox"/> Space Request	<input type="checkbox"/> Equipment Replacement
<input type="checkbox"/> Pay Plan	<input type="checkbox"/> Other:	

3. WHY IS THIS FUNDING NEEDED? PROVIDE AN EXPLANATION FOR ITEMS CHECKED IN #2. INCLUDE THE FEDERAL OR STATE STATUTORY OR CONSTITUTIONAL AUTHORIZATION FOR THIS PROGRAM.

Legislation was passed last session to combine the Missouri One Start's (MOS) New Jobs and Retained Jobs Training Funds. This necessitates a change in how the budget is structured, which is reflected in this NDI. The legislature combined the two funds to streamline the process for participating employers and to allow greater flexibility to use the funds for existing Missouri businesses.

MOS Community College Training Fund will generate funds by diverting a portion of the employee state withholding tax (approximately 2%) into a designated training account to reimburse eligible training costs that are normally associated with large attraction or expansion projects.

The combined amount requested is the same as the amount requested across both funds in FY2023.

NEW DECISION ITEM
RANK: 5 OF 17

Department: Department of Economic Development	Budget Unit	43096C
Division: Missouri One Start		
DI Name: Community College Training Fund	DI#1419001	HB Section 7.086

4. DESCRIBE THE DETAILED ASSUMPTIONS USED TO DERIVE THE SPECIFIC REQUESTED AMOUNT. (How did you determine that the requested number of FTE were appropriate? From what source or standard did you derive the requested levels of funding? Were alternatives such as outsourcing or automation considered? If based on new legislation, does request tie to TAFP fiscal note? If not, explain why. Detail which portions of the request are one-times and how those amounts were calculated.)

The current appropriation authority for MOS Community College New Jobs Training Fund is \$11,000,000 and the current appropriation authority for MOS Community College Retained Jobs Training Fund is \$16,000,000. Pursuant to §620.809, RSMo, and House Bill 2400, these two funds will be combined into the Missouri One Start Community College Training Fund for a total authority of \$27,000,000. No additional funds are being requested. All eligibility requirements and program guidelines remain the same.

5. BREAK DOWN THE REQUEST BY BUDGET OBJECT CLASS, JOB CLASS, AND FUND SOURCE. IDENTIFY ONE-TIME COSTS.

Budget Object Class/Job Class	Dept Req GR DOLLARS	Dept Req GR FTE	Dept Req FED DOLLARS	Dept Req FED FTE	Dept Req OTHER DOLLARS	Dept Req OTHER FTE	Dept Req TOTAL DOLLARS	Dept Req TOTAL FTE	Dept Req One-Time DOLLARS
							0		
							0	0.0	
Total PS	<u>0</u>	<u>0.0</u>	<u>0</u>	<u>0.0</u>	<u>0</u>	<u>0.0</u>	<u>0</u>	<u>0.0</u>	<u>0</u>
							0		
							0		
							0		
Total EE	<u>0</u>		<u>0</u>		<u>0</u>		<u>0</u>		<u>0</u>
Program Distributions					27,000,000		27,000,000		
Total PSD	<u>0</u>		<u>0</u>		<u>27,000,000</u>		<u>27,000,000</u>		<u>0</u>
Transfers									
Total TRF	<u>0</u>		<u>0</u>		<u>0</u>		<u>0</u>		<u>0</u>
Grand Total	<u>0</u>	<u>0.0</u>	<u>0</u>	<u>0.0</u>	<u>27,000,000</u>	<u>0.0</u>	<u>27,000,000</u>	<u>0.0</u>	<u>0</u>

NEW DECISION ITEM
RANK: 5 OF 17

Department: Department of Economic Development				Budget Unit		<u>43096C</u>			
Division: Missouri One Start				HB Section		<u>7.086</u>			
DI Name: Community College Training Fund				DI#1419001					
Budget Object Class/Job Class	Gov Rec GR DOLLARS	Gov Rec GR FTE	Gov Rec FED DOLLARS	Gov Rec FED FTE	Gov Rec OTHER DOLLARS	Gov Rec OTHER FTE	Gov Rec TOTAL DOLLARS	Gov Rec TOTAL FTE	Gov Rec One-Time DOLLARS
							0		
							0	0.0	
Total PS	0	0.0	0	0.0	0	0.0	0	0.0	0
							0		
							0		
							0		
Total EE	0		0		0		0		0
Program Distributions					27,000,000		27,000,000		
Total PSD	0		0		27,000,000		27,000,000		0
Transfers									
Total TRF	0		0		0		0		0
Grand Total	0	0.0	0	0.0	27,000,000	0.0	27,000,000	0.0	0

NEW DECISION ITEM
RANK: 5 OF 17

Department: Department of Economic Development	Budget Unit	43096C
Division: Missouri One Start		
DI Name: Community College Training Fund	DI#1419001	HB Section 7.086

6. PERFORMANCE MEASURES (If new decision item has an associated core, separately identify projected performance with & without additional funding.)

6a. Provide an activity measure(s) for the program.

The activity measures for this program can be found in the Missouri One Start New Jobs and Retained Jobs Training Program Program Descriptions.

6b. Provide a measure(s) of the program's quality.

The quality measures for this program can be found in the Missouri One Start New Jobs and Retained Jobs Training Program Program Descriptions.

6c. Provide a measure(s) of the program's impact.

The impact measures for this program can be found in the Missouri One Start New Jobs and Retained Jobs Training Program Program Descriptions.

6d. Provide a measure(s) of the program's efficiency.

The efficiency measures for this program can be found in the Missouri One Start New Jobs and Retained Jobs Training Program Program Descriptions.

7. STRATEGIES TO ACHIEVE THE PERFORMANCE MEASUREMENT TARGETS:

By combining the Community College New Jobs and Retained Jobs spending authority into the Community College Training Fund, it will allow for greater flexibility within the program and allow funds to be spent on not only new and retained jobs, but also for recruitment services in order for companies to remain competitive.

Department of Economic Development

DECISION ITEM DETAIL

Budget Unit	FY 2022	FY 2022	FY 2023	FY 2023	FY 2024	FY 2024	FY 2024	FY 2024
Decision Item	ACTUAL	ACTUAL	BUDGET	BUDGET	DEPT REQ	DEPT REQ	GOV REC	GOV REC
Budget Object Class	DOLLAR	FTE	DOLLAR	FTE	DOLLAR	FTE	DOLLAR	FTE
MO ONE START COMM COLL TRNG								
MOS Comm College Training Fund - 1419001								
PROGRAM DISTRIBUTIONS	0	0.00	0	0.00	27,000,000	0.00	27,000,000	0.00
TOTAL - PD	0	0.00	0	0.00	27,000,000	0.00	27,000,000	0.00
GRAND TOTAL	\$0	0.00	\$0	0.00	\$27,000,000	0.00	\$27,000,000	0.00
GENERAL REVENUE								
	\$0	0.00	\$0	0.00	\$0	0.00	\$0	0.00
FEDERAL FUNDS								
	\$0	0.00	\$0	0.00	\$0	0.00	\$0	0.00
OTHER FUNDS								
	\$0	0.00	\$0	0.00	\$27,000,000	0.00	\$27,000,000	0.00

CORE DECISION ITEM

Department:	Economic Development	Budget Unit	43110C
Division:	Missouri One Start		
Core:	Missouri One Start Community College New Jobs Training Program	HB Section	7.100

1. CORE FINANCIAL SUMMARY

FY 2024 Budget Request					FY 2024 Governor's Recommendation				
	GR	Federal	Other	Total		GR	Fed	Other	Total
PS	0	0	0	0	PS	0	0	0	0
EE	0	0	0	0	EE	0	0	0	0
PSD	0	0	0	0	PSD	0	0	0	0
TRF	0	0	0	0	TRF	0	0	0	0
Total	0	0	0	0	Total	0	0	0	0
FTE	0.00	0.00	0.00	0.00	FTE	0.00	0.00	0.00	0.00
Est. Fringe	0	0	0	0	Est. Fringe	0	0	0	0
Note: Fringes budgeted in House Bill 5 except for certain fringes budgeted directly to MoDOT, Highway Patrol, and Conservation.					Note: Fringes budgeted in House Bill 5 except for certain fringes budgeted directly to MoDOT, Highway Patrol, and Conservation.				
Other Funds:	Community College New Jobs Training Program (0563)				Other Funds:				
Notes:					Notes:				

2. CORE DESCRIPTION

This fund was combined in statute with the Job Retention Training Program Fund (0717), and the reduction in core here is reflected in the previous new decision item for the Missouri One Start Community College Training Fund.

3. PROGRAM LISTING (list programs included in this core funding)

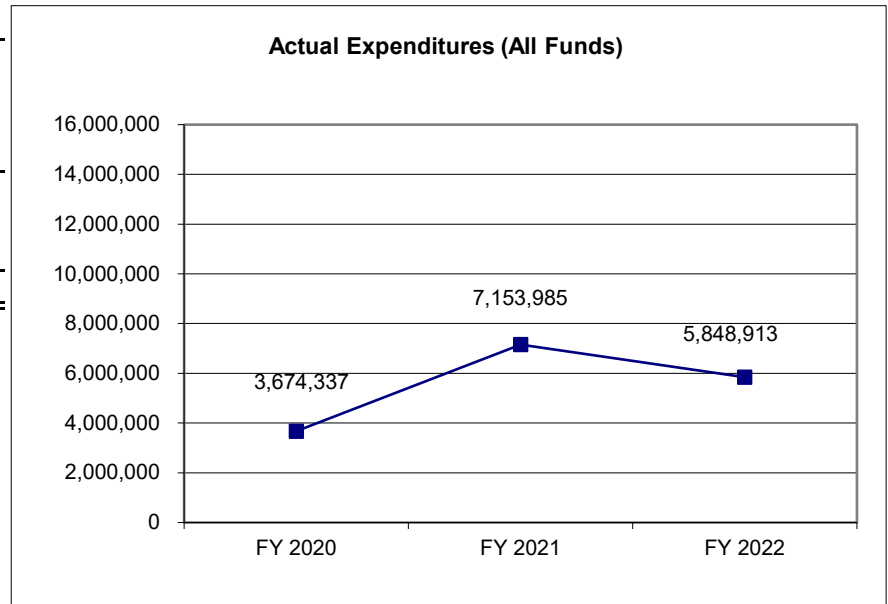
The Missouri One Start Community College New Jobs Training Program

CORE DECISION ITEM

Department:	Economic Development	Budget Unit	43110C
Division:	Missouri One Start		
Core:	Missouri One Start Community College New Jobs Training Program	HB Section	7.100

4. FINANCIAL HISTORY

	FY 2020 Actual	FY 2021 Actual	FY 2022 Actual	FY 2023 Current Yr.
Appropriation (All Funds)	16,000,000	16,000,000	16,000,000	11,000,000
Less Reverted (All Funds)	0	0	0	0
Less Restricted (All Funds)*	0	0	0	0
Budget Authority (All Funds)	16,000,000	16,000,000	16,000,000	11,000,000
Actual Expenditures (All Funds)	3,674,337	7,153,985	5,848,913	N/A
Unexpended (All Funds)	12,325,663	8,846,015	10,151,087	N/A
Unexpended, by Fund:				
General Revenue	0	0	0	N/A
Federal	0	0	0	N/A
Other	12,325,663	8,846,015	10,151,087	N/A



Unexpended, by Fund:

(1)

*Restricted amount is as of: _____

Reverted includes Governor's standard 3 percent reserve (when applicable).
 Restricted includes any extraordinary expenditure restriction (when applicable).

NOTES: (1) In FY2022, there were 3 new NJTP projects totaling \$6,731,741. Of the unexpended funds in FY2022, \$8.7 of the \$10.1 million are obligated withholdings from outstanding projects from previous years that are anticipated to be redeemed within the next 4-6 years.

CORE RECONCILIATION DETAIL

DEPARTMENT OF ECONOMIC DEVELOPMENT COMM COLL NEW JOBS TRAINING

5. CORE RECONCILIATION DETAIL

		Budget Class	FTE	GR	Federal	Other	Total	Explanation
TAFP AFTER VETOES								
		PD	0.00	0	0	11,000,000	11,000,000	
		Total	0.00	0	0	11,000,000	11,000,000	
DEPARTMENT CORE ADJUSTMENTS								
Core Reduction	1331 5121	PD	0.00	0	0	(11,000,000)	(11,000,000)	Core reduction - see corresponding NDI (DI#1419001)
NET DEPARTMENT CHANGES			0.00	0	0	(11,000,000)	(11,000,000)	
DEPARTMENT CORE REQUEST								
		PD	0.00	0	0	0	0	
		Total	0.00	0	0	0	0	
GOVERNOR'S RECOMMENDED CORE								
		PD	0.00	0	0	0	0	
		Total	0.00	0	0	0	0	

Department of Economic Development

DECISION ITEM SUMMARY

Budget Unit								
Decision Item	FY 2022	FY 2022	FY 2023	FY 2023	FY 2024	FY 2024	FY 2024	FY 2024
Budget Object Summary	ACTUAL	ACTUAL	BUDGET	BUDGET	DEPT REQ	DEPT REQ	GOV REC	GOV REC
Fund	DOLLAR	FTE	DOLLAR	FTE	DOLLAR	FTE	DOLLAR	FTE
COMM COLL NEW JOBS TRAINING								
CORE								
PROGRAM-SPECIFIC								
MO ONE START COL NEW JOBS TRN	5,848,913	0.00	11,000,000	0.00	0	0.00	0	0.00
TOTAL - PD	5,848,913	0.00	11,000,000	0.00	0	0.00	0	0.00
TOTAL	5,848,913	0.00	11,000,000	0.00	0	0.00	0	0.00
GRAND TOTAL	\$5,848,913	0.00	\$11,000,000	0.00	\$0	0.00	\$0	0.00

1/11/23 10:08

im_disummary

Department of Economic Development

DECISION ITEM DETAIL

Budget Unit	FY 2022	FY 2022	FY 2023	FY 2023	FY 2024	FY 2024	FY 2024	FY 2024
Decision Item	ACTUAL	ACTUAL	BUDGET	BUDGET	DEPT REQ	DEPT REQ	GOV REC	GOV REC
Budget Object Class	DOLLAR	FTE	DOLLAR	FTE	DOLLAR	FTE	DOLLAR	FTE
COMM COLL NEW JOBS TRAINING								
CORE								
PROGRAM DISTRIBUTIONS	5,848,913	0.00	11,000,000	0.00	0	0.00	0	0.00
TOTAL - PD	5,848,913	0.00	11,000,000	0.00	0	0.00	0	0.00
GRAND TOTAL	\$5,848,913	0.00	\$11,000,000	0.00	\$0	0.00	\$0	0.00
GENERAL REVENUE	\$0	0.00	\$0	0.00	\$0	0.00		0.00
FEDERAL FUNDS	\$0	0.00	\$0	0.00	\$0	0.00		0.00
OTHER FUNDS	\$5,848,913	0.00	\$11,000,000	0.00	\$0	0.00		0.00

PROGRAM DESCRIPTION

Department: Economic Development

HB Section(s): 7.100

Program Name: Missouri One Start Community College New Jobs Training Program

Program is found in the following core budget(s): Missouri One Start Community College New Jobs Training Program

1a. What strategic priority does this program address?

Customer Centric, One Team

1b. What does this program do?

- Provides funds to assist eligible businesses to train workers in newly created jobs. The program is suited for competitive projects with a substantial amount of job creation. It has a dual mission to develop talent and grow business.
- In coordination with the Department of Revenue, a portion of the new jobs' state withholding tax is diverted into a designated training account to reimburse eligible training costs that are normally associated with a new business locations or expansions.
- The program is administered by the local community college with oversight by Missouri One Start staff.

2a. Provide an activity measure(s) for the program.

	FY2020		FY2021		FY2022		FY2023	FY2024	FY2025
	Projected	Actual	Projected	Actual	Projected	Actual	Projected	Projected	Projected
Companies Assisted	14	13	14	8	11	12	13	14	15

Note: Projected data for FY2023-FY2024 reflects a 5% increase each year. .

2b. Provide a measure(s) of the program's quality.

	FY2020		FY2021		FY2022		FY2023	FY2024	FY2025
	Projected	Actual	Projected	Actual	Projected	Actual	Projected	Projected	Projected
Customer Service Experience	100%	50%	95%	100%	100%	92%	94%	96%	98%

Note 1: Percentage of respondents who rated their experience as "average", "good" or "excellent."

Note 2: NJTP and JRTP surveys were combined. 12 out of 26 companies responded to the survey.

Note 3: For FY2022, 8% rated services as "Poor" and 0% rated services as "Fair".

Note 4: Percentage increase reflects a 2% increase each year.

PROGRAM DESCRIPTION

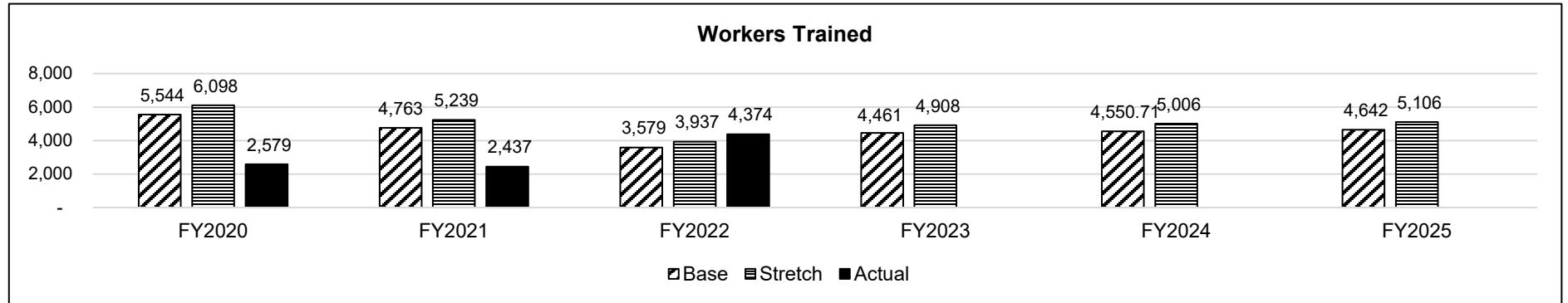
Department: Economic Development

HB Section(s): 7.100

Program Name: Missouri One Start Community College New Jobs Training Program

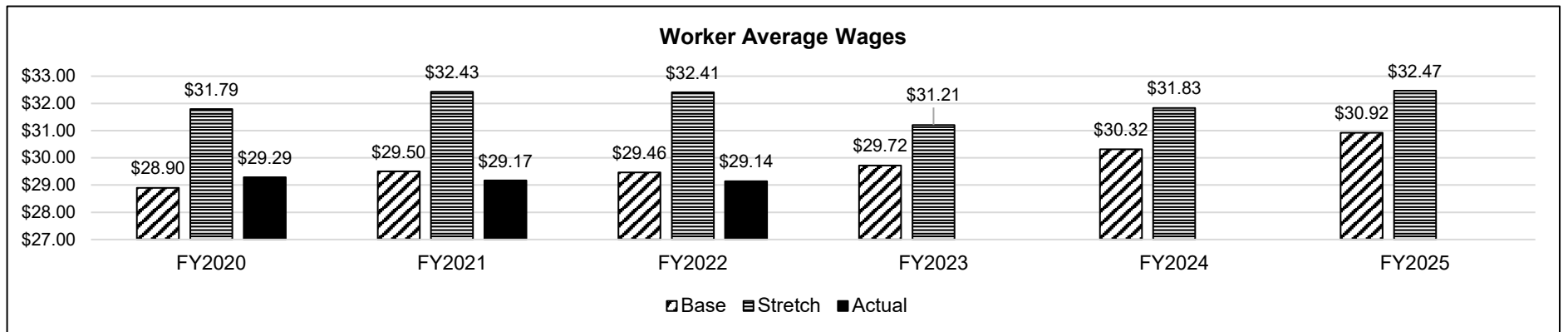
Program is found in the following core budget(s): Missouri One Start Community College New Jobs Training Program

2c. Provide a measure(s) of the program's impact.



Note 1: Workers Trained is an unduplicated count.

Note 2: Base target for FY2023-FY2025 reflects a 2% increase each year based on FY2022 Actuals. FY2023-FY2025 Stretch targets reflect a 10% increase of the Base target each year.



Note 1: Base targets for FY2023 reflects an average of the Actual wages from FY2020-FY2022. Base targets for FY2024-FY2025 reflects a 2% increase.

Note 2: Stretch targets for FY2023-FY2025 reflects a 5% increase of the Base.

PROGRAM DESCRIPTION

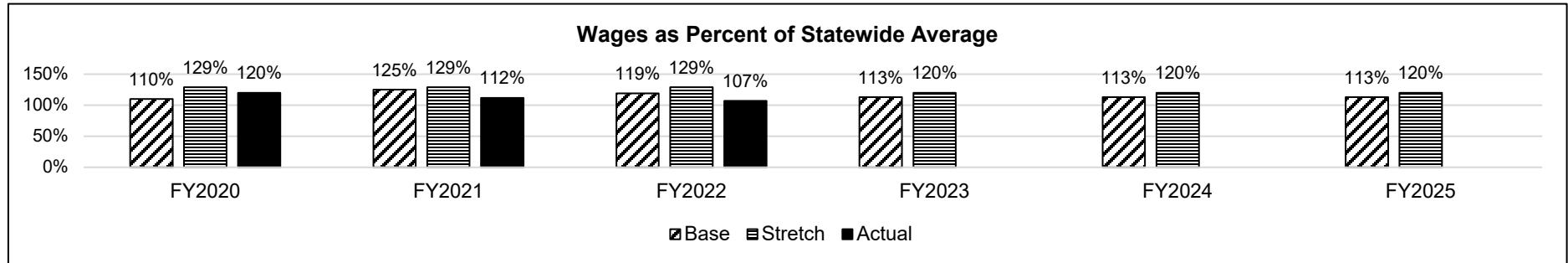
Department: Economic Development

HB Section(s): 7.100

Program Name: Missouri One Start Community College New Jobs Training Program

Program is found in the following core budget(s): Missouri One Start Community College New Jobs Training Program

2c. Provide a measure(s) of the program's impact. (continued)

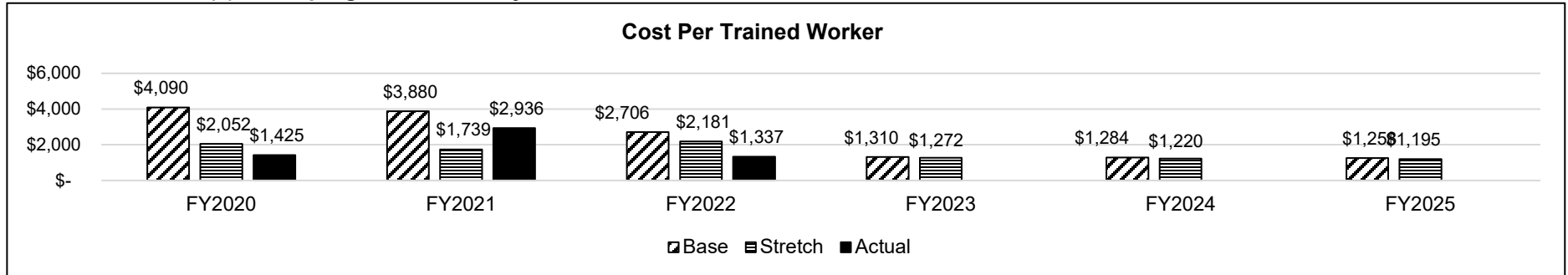


Note 1: Statewide Average Hourly Wage for CY2021 for Public and Private industries was \$27.14 per hour. The chart reflects the ratio of trainee average wages to statewide average as a percentage.

Note 2: Base target for FY2023-FY2025 reflects an average of Actual percentage of trainee wages from FY2020-FY2022. Stretch target reflects highest percentage of the previous 3 years.

Note 3: Actual trainee wages for FY2022 was \$31.85 per hour.

2d. Provide a measure(s) of the program's efficiency.



Note 1: Calculated by dividing approved amounts of training funds by the number of workers receiving training for active projects in the fiscal year. Workers Trained in the FY is an unduplicated count.

Note 2: Base target for FY2023-FY2025 reflects a 2% decrease each year from the FY2022 Actuals. Stretch target for FY2023-FY2025 reflects a 5% decrease each year from the FY2022 Actuals.

Note 3: The national annual average amount a company invests in training a worker is \$1,111 plus salary for on-the-job training (est. 50% of salary for 6 months at state average wage=\$14,113), according to the Association for Talent Development and the Society of Human Resource Managers.

PROGRAM DESCRIPTION

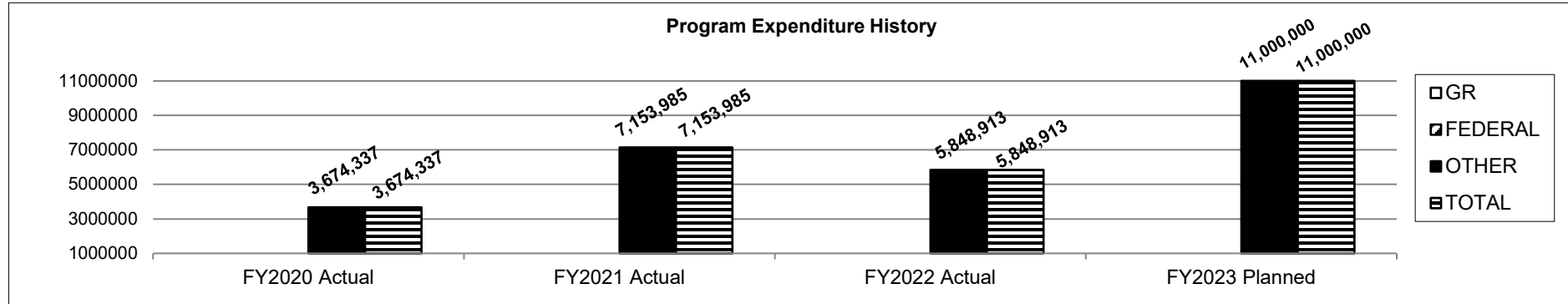
Department: Economic Development

HB Section(s): 7.100

Program Name: Missouri One Start Community College New Jobs Training Program

Program is found in the following core budget(s): Missouri One Start Community College New Jobs Training Program

3. Provide actual expenditures for the prior three fiscal years and planned expenditures for the current fiscal year. *(Note: Amounts do not include fringe benefit costs.)*



4. What are the sources of the "Other " funds?

Community College New Jobs Training Program Fund (0563)

5. What is the authorization for this program, i.e., federal or state statute, etc.? (Include the federal program number, if applicable.)

Section 620.800 - 620.809, RSMo.

6. Are there federal matching requirements? If yes, please explain.

No

7. Is this a federally mandated program? If yes, please explain.

No

CORE DECISION ITEM

Department:	Economic Development	Budget Unit	43115C
Division:	Missouri One Start		
Core:	Missouri One Start Community College Job Retention Training Program	HB Section	7.105

1. CORE FINANCIAL SUMMARY

FY 2024 Budget Request					FY 2024 Governor's Recommendation				
	GR	Federal	Other	Total		GR	Fed	Other	Total
PS	0	0	0	0	PS	0	0	0	0
EE	0	0	0	0	EE	0	0	0	0
PSD	0	0	0	0	PSD	0	0	0	0
TRF	0	0	0	0	TRF	0	0	0	0
Total	0	0	0	0	Total	0	0	0	0
FTE	0.00	0.00	0.00	0.00	FTE	0.00	0.00	0.00	0.00

Est. Fringe	0	0	0	0
--------------------	---	---	---	---

Note: Fringes budgeted in House Bill 5 except for certain fringes budgeted directly to MoDOT, Highway Patrol, and Conservation.

Other Funds: Job Retention Training Program Fund (0717)

2. CORE DESCRIPTION

This fund was combined in statute with the Community College New Jobs Training Program Fund (0563), and the reduction in core here is reflected in the previous new decision item for the Missouri One Start Community College Training Fund.

3. PROGRAM LISTING (list programs included in this core funding)

Missouri One Start Community College Job Retention Training Program

Est. Fringe	0	0	0	0
--------------------	---	---	---	---

Note: Fringes budgeted in House Bill 5 except for certain fringes budgeted directly to MoDOT, Highway Patrol, and Conservation.

Other Funds:

CORE DECISION ITEM

Department:	Economic Development	Budget Unit	43115C
Division:	Missouri One Start		
Core:	Missouri One Start Community College Job Retention Training Program	HB Section	7.105

4. FINANCIAL HISTORY

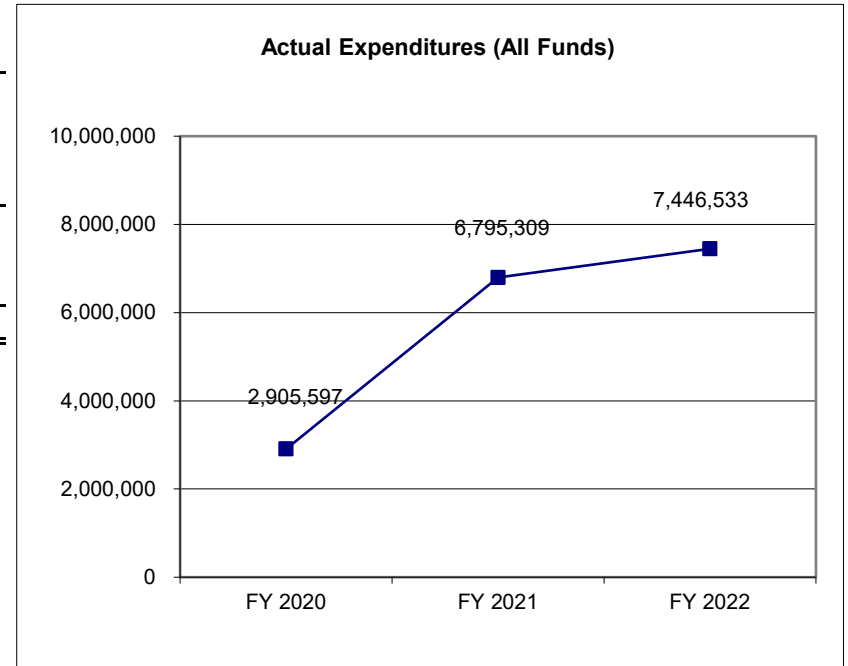
	FY 2020 Actual	FY 2021 Actual	FY 2022 Actual	FY 2023 Current Yr.
Appropriation (All Funds)	11,000,000	11,000,000	11,000,000	16,000,000
Less Reverted (All Funds)	0	0	0	0
Less Restricted (All Funds)*	0	0	0	0
Budget Authority (All Funds)	11,000,000	11,000,000	11,000,000	16,000,000
Actual Expenditures (All Funds)	2,905,597	6,795,309	7,446,533	N/A
Unexpended (All Funds)	8,094,403	4,204,691	3,553,467	N/A
Unexpended, by Fund:				
General Revenue	0	0	0	N/A
Federal	0	0	0	N/A
Other	8,094,403	4,204,691	3,553,467	N/A
		(1)		

*Restricted amount is as of: _____

Reverted includes Governor's standard 3 percent reserve (when applicable).

Restricted includes any extraordinary expenditure restriction (when applicable).

Notes: (1) In FY2022, there were 11 new JRTP projects totaling \$23,754,438. There is approximately \$20.6 million obligated for projects from previous years. Funds for these projects are anticipated to be redeemed over the next 4-6 years as companies submit their regular withholdings on the retained jobs in each project.



CORE RECONCILIATION DETAIL

DEPARTMENT OF ECONOMIC DEVELOPMENT JOBS RETENTION TRG PRG

5. CORE RECONCILIATION DETAIL

		Budget Class	FTE	GR	Federal	Other	Total	Explanation
TAFP AFTER VETOES								
	PD		0.00	0	0	16,000,000	16,000,000	
	Total		0.00	0	0	16,000,000	16,000,000	
DEPARTMENT CORE ADJUSTMENTS								
Core Reduction	1332 5122	PD	0.00	0	0	(16,000,000)	(16,000,000)	Core reduction - see corresponding NDI (DI#1419001)
NET DEPARTMENT CHANGES			0.00	0	0	(16,000,000)	(16,000,000)	
DEPARTMENT CORE REQUEST								
	PD		0.00	0	0	0	0	
	Total		0.00	0	0	0	0	
GOVERNOR'S RECOMMENDED CORE								
	PD		0.00	0	0	0	0	
	Total		0.00	0	0	0	0	

Department of Economic Development

DECISION ITEM SUMMARY

Budget Unit								
Decision Item	FY 2022	FY 2022	FY 2023	FY 2023	FY 2024	FY 2024	FY 2024	FY 2024
Budget Object Summary	ACTUAL	ACTUAL	BUDGET	BUDGET	DEPT REQ	DEPT REQ	GOV REC	GOV REC
Fund	DOLLAR	FTE	DOLLAR	FTE	DOLLAR	FTE	DOLLAR	FTE
JOBS RETENTION TRG PRG								
CORE								
PROGRAM-SPECIFIC								
MO ONE START COL JOB RET TRAIN	7,446,533	0.00	16,000,000	0.00	0	0.00	0	0.00
TOTAL - PD	7,446,533	0.00	16,000,000	0.00	0	0.00	0	0.00
TOTAL	7,446,533	0.00	16,000,000	0.00	0	0.00	0	0.00
GRAND TOTAL	\$7,446,533	0.00	\$16,000,000	0.00	\$0	0.00	\$0	0.00

1/11/23 10:08

im_disummary

Department of Economic Development

DECISION ITEM DETAIL

Budget Unit	FY 2022	FY 2022	FY 2023	FY 2023	FY 2024	FY 2024	FY 2024	FY 2024
Decision Item	ACTUAL	ACTUAL	BUDGET	BUDGET	DEPT REQ	DEPT REQ	GOV REC	GOV REC
Budget Object Class	DOLLAR	FTE	DOLLAR	FTE	DOLLAR	FTE	DOLLAR	FTE
JOBS RETENTION TRG PRG								
CORE								
PROGRAM DISTRIBUTIONS	7,446,533	0.00	16,000,000	0.00	0	0.00	0	0.00
TOTAL - PD	7,446,533	0.00	16,000,000	0.00	0	0.00	0	0.00
GRAND TOTAL	\$7,446,533	0.00	\$16,000,000	0.00	\$0	0.00	\$0	0.00
GENERAL REVENUE	\$0	0.00	\$0	0.00	\$0	0.00		0.00
FEDERAL FUNDS	\$0	0.00	\$0	0.00	\$0	0.00		0.00
OTHER FUNDS	\$7,446,533	0.00	\$16,000,000	0.00	\$0	0.00		0.00

PROGRAM DESCRIPTION

Department: **Economic Development**

HB Section(s): 7.105

Program Name: **Missouri One Start Community College Job Retention Training Program**

Program is found in the following core budget(s): **Missouri One Start Community College Job Retention Training Program**

1a. What strategic priority does this program address?

Customer Centric, One Team

1b. What does this program do?

- Provides funds to assist eligible existing businesses retain jobs by providing training to upskill their workforce. The program is suited for large retention projects and targets businesses with plans to move outside the state to find skilled labor, or is located in a county bordering another state.
- In coordination with the Department of Revenue, a portion of state withholding tax from the retained jobs is diverted into a designated training account to reimburse eligible training costs.
- The program is administered by the local community college with oversight by Missouri One Start staff.

2a. Provide an activity measure(s) for the program.

	FY2020		FY2021		FY2022		FY2023	FY2024	FY2025
	Projected	Actual	Projected	Actual	Projected	Actual	Projected	Projected	Projected
Companies Assisted	13	11	13	11	15	24	25	26	27

Note 1: Projected data for FY2023-25 reflects a 5% increase each year based on FY2022 Actuals.

2b. Provide a measure(s) of the program's quality.

	FY2020		FY2021		FY2022		FY2023	FY2024	FY2025
	Projected	Actual	Projected	Actual	Projected	Actual	Projected	Projected	Projected
Customer Service Experience	100%	50%	95%	100%	100%	92%	94%	96%	98%

Note 1: Percentage of respondents who rated their experience as "average", "good" or "excellent."

Note 2: NJTP and JRTP surveys were combined. 12 out of 26 companies responded to the survey.

Note 3: For FY2022, 8% rated services as "Poor" and 0% rated services as "Fair".

Note 4: Percentage increase reflects a 2% increase each year.

PROGRAM DESCRIPTION

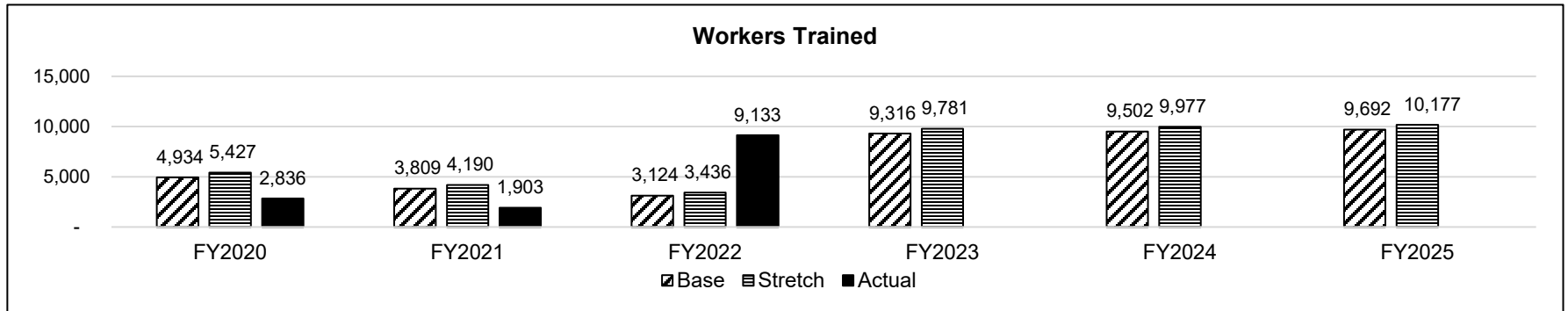
Department: Economic Development

HB Section(s): 7.105

Program Name: Missouri One Start Community College Job Retention Training Program

Program is found in the following core budget(s): Missouri One Start Community College Job Retention Training Program

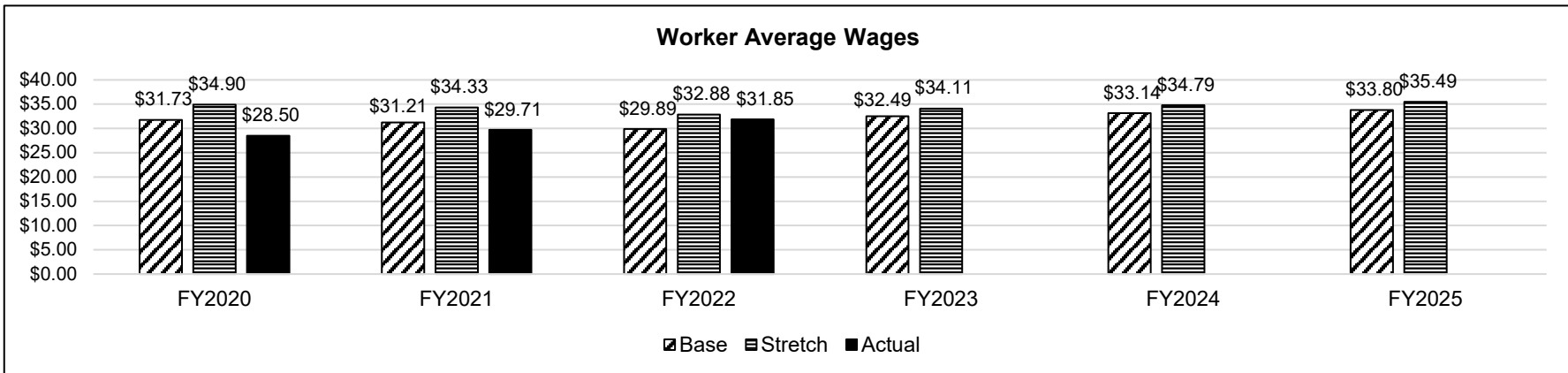
2c. Provide a measure(s) of the program's impact.



Note 1: Workers Trained is an unduplicated count. FY22 increase reflects a large number of new JRTP projects (11).

Note 2: Base target for FY2023 reflects an a 2% increase from FY2022 Stretch targets. Base targets for FY2024-FY2025 reflects a 2% increase each year.

Note 3: Stretch targets for FY2023-FY2025 reflect a 5% increase of the Base target.



Note 1: Base targets for FY2023-FY2025 reflects 2% increase each year based on Actual wages from FY2022.

Note 2: Stretch targets for FY2023-FY2025 reflect a 5% increase of the Base.

PROGRAM DESCRIPTION

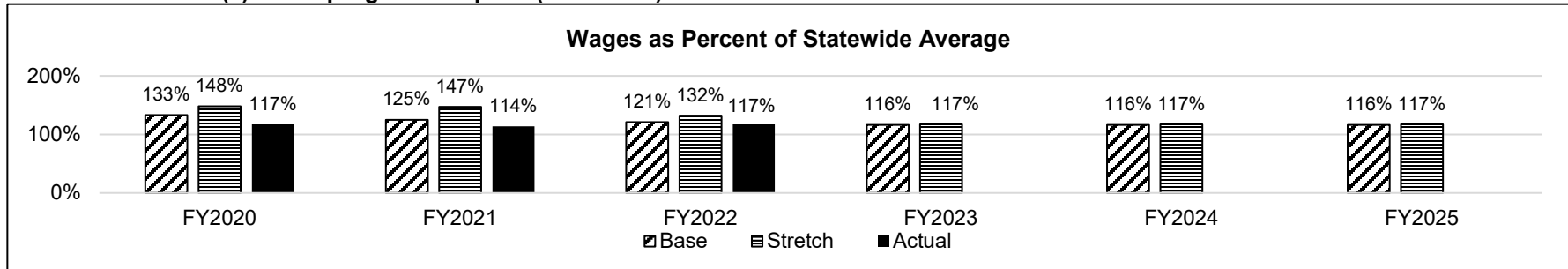
Department: Economic Development

HB Section(s): 7.105

Program Name: Missouri One Start Community College Job Retention Training Program

Program is found in the following core budget(s): Missouri One Start Community College Job Retention Training Program

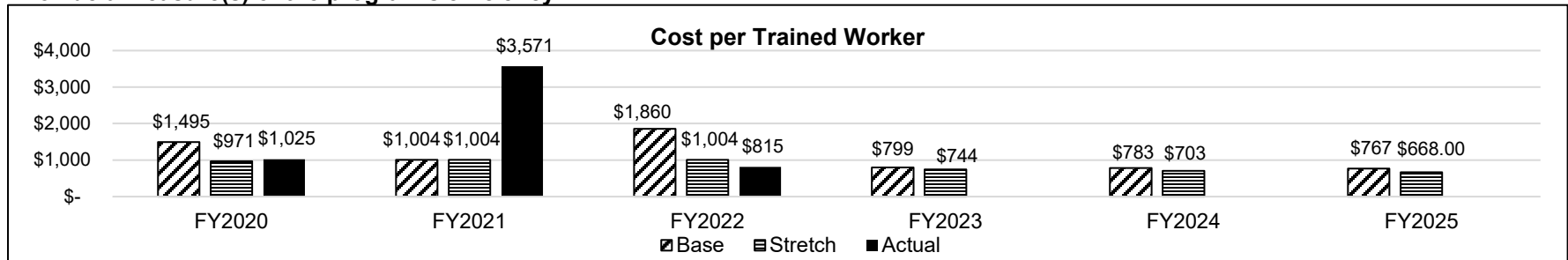
2c. Provide a measure(s) of the program's impact. (continued)



Note 1: Statewide Average Hourly Wage for CY2021 for Public and Private industries was \$27.14 per hour. The chart reflects a ratio of trainee wages to statewide average as a percentage.

Note 2: Base target for FY2023-FY2025 reflects an average of Actual percentage of trainee wages from FY2020-FY2022. Stretch target reflects highest percentage of the previous 3 years.

2d. Provide a measure(s) of the program's efficiency.



Note 1: Calculated by dividing the actual withholding amounts by the number of workers reported to receive training for projects authorized in the fiscal year. Workers Trained is an unduplicated count.

Note 2: Base target for FY2023-FY2025 reflects 2% decrease in cost per trained worker each year from FY2022 Actuals. Stretch target for FY2023-FY2025 reflects a 5% decrease each year from the FY2022 Actuals.

Note 3: The national annual average amount a company invests in training a worker is \$1,111 plus salary for on-the-job training (est. 50% of salary for 6 months at state average wage=\$14,113), according to the Association for Talent Development and Society for Human Management (SHRM).

PROGRAM DESCRIPTION

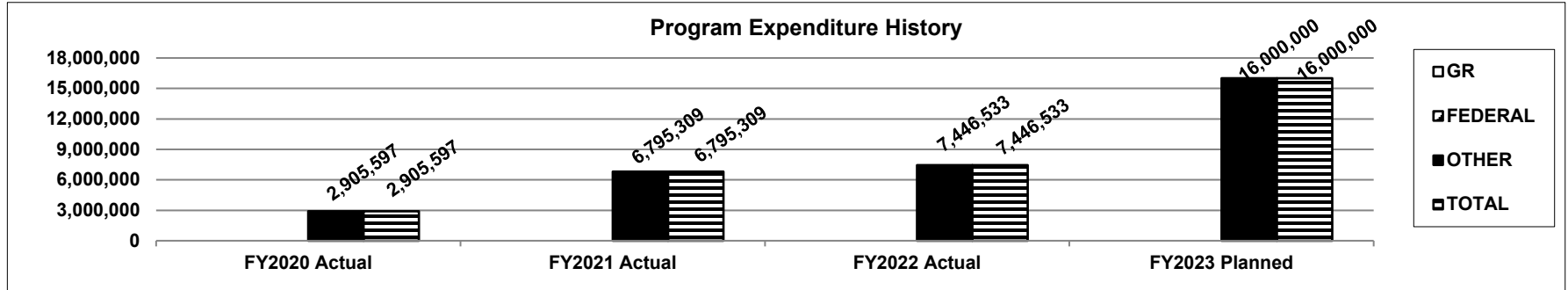
Department: Economic Development

HB Section(s): 7.105

Program Name: Missouri One Start Community College Job Retention Training Program

Program is found in the following core budget(s): Missouri One Start Community College Job Retention Training Program

3. Provide actual expenditures for the prior three fiscal years and planned expenditures for the current fiscal year. (Note: Amounts do not include fringe benefit costs.)



4. What are the sources of the "Other " funds?

Community College Job Retention Training Program Fund (0717)

5. What is the authorization for this program, i.e., federal or state statute, etc.? (Include the federal program number, if applicable.)

Section 620.800 - 620.809, RSMo.

6. Are there federal matching requirements? If yes, please explain.

No

7. Is this a federally mandated program? If yes, please explain.

No

CORE DECISION ITEM

Department: Economic Development					Budget Unit <u>43120C</u>				
Division: Strategy and Performance									
Core: Strategy and Performance					HB Section <u>7.110</u>				
1. CORE FINANCIAL SUMMARY									
FY 2024 Budget Request					FY 2024 Governor's Recommendation				
	GR	Federal	Other	Total		GR	Fed	Other	Total
PS	890,207	72,507	83,164	1,045,878	PS	890,207	72,507	83,164	1,045,878
EE	204,279	12,764	0	217,043	EE	204,279	12,764	0	217,043
PSD	1,500	1	0	1,501	PSD	1,500	1	0	1,501
TRF	0	0	0	0	TRF	0	0	0	0
Total	1,095,986	85,272	83,164	1,264,422	Total	1,095,986	85,272	83,164	1,264,422
FTE	11.10	1.00	1.64	13.74	FTE	11.10	1.00	1.64	13.74
Est. Fringe	497,752	42,037	55,899	595,688	Est. Fringe	497,752	42,037	55,899	595,688
<i>Note: Fringes budgeted in House Bill 5 except for certain fringes budgeted directly to MoDOT, Highway Patrol, and Conservation.</i>					<i>Note: Fringes budgeted in House Bill 5 except for certain fringes budgeted directly to MoDOT, Highway Patrol, and Conservation.</i>				
Other Funds: Economic Development Administrative Revolving Fund (0547)					Other Funds: Economic Development Administrative Revolving Fund (0547)				
Federal Funds: Job Development and Training Fund (0155)					Federal Funds: Job Development and Training Fund (0155)				
2. CORE DESCRIPTION									
<p>The Strategy and Performance Division provides forward-looking insights to inform DED's strategic planning, program development and performance management. It also houses the Department's legislative, communications and marketing services, and provides subject matter expertise in specialized areas.</p> <p>Strategy and Performance includes Personal Service and Expense and Equipment funding for division staff, which includes the Missouri Women's Council and a portion of the salary for the Director of the Office of Broadband Development.</p> <p>The Office of Military Advocate is also housed under this division and their Personal Service and Expense and Equipment appropriations can be found in a separate Core Decision Item form.</p>									
3. PROGRAM LISTING (list programs included in this core funding)									
Strategy and Performance, Missouri Women's Council, Rural Broadband									

CORE DECISION ITEM

Department: Economic Development
 Division: Strategy and Performance
 Core: Strategy and Performance

Budget Unit 43120C

HB Section 7.110

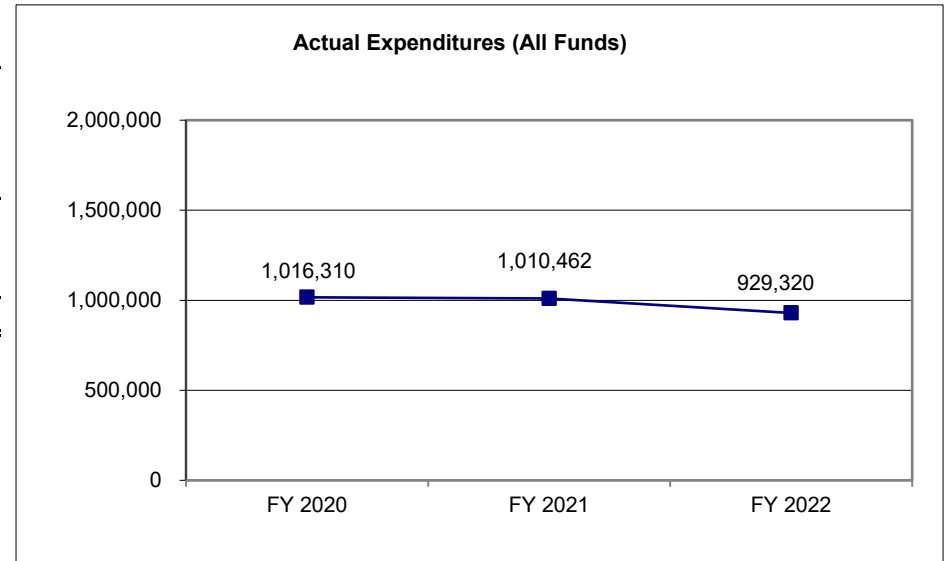
4. FINANCIAL HISTORY

	FY 2020 Actual	FY 2021 Actual	FY 2022 Actual	FY 2023 Current Yr.
Appropriation (All Funds)	1,588,069	1,261,141	1,261,463	1,529,858
Less Reverted (All Funds)	(29,208)	(30,033)	(30,271)	(31,852)
Less Restricted (All Funds)*	0			
Budget Authority (All Funds)	1,558,861	1,231,108	1,231,192	1,498,006
Actual Expenditures (All Funds)	1,016,310	1,010,462	929,320	N/A
Unexpended (All Funds)	542,551	220,646	301,872	N/A
Unexpended, by Fund:				
General Revenue	104,798	73,054	180,952	N/A
Federal	361,460	15,878	12,029	N/A
Other	76,293	131,714	108,891	N/A
	(1)	(1)	(1)	

*Restricted amount is as of: _____

Reverted includes Governor's standard 3 percent reserve (when applicable).
 Restricted includes any extraordinary expenditure restriction (when applicable).

NOTES: (1) Unexpended GR amounts caused by attrition and decrease in E&E spending due to COVID-19.



CORE RECONCILIATION DETAIL

DEPARTMENT OF ECONOMIC DEVELOPMENT STRATEGY AND PERFORMANCE

5. CORE RECONCILIATION DETAIL

			Budget Class	FTE	GR	Federal	Other	Total	Explanation
TAFP AFTER VETOES									
			PS	15.41	855,961	72,507	182,846	1,111,314	
			EE	0.00	204,279	12,764	200,000	417,043	
			PD	0.00	1,500	1	0	1,501	
			Total	15.41	1,061,740	85,272	382,846	1,529,858	
DEPARTMENT CORE ADJUSTMENTS									
1x Expenditures	1371	9118	EE	0.00	0	0	(200,000)	(200,000)	Reduction of one-time expenditure
Core Reduction	1350	5127	PS	(1.67)	0	0	(125,846)	(125,846)	Core reduction
Core Reallocation	1368	5127	PS	0.00	0	0	26,164	26,164	Reallocation to move OpEx Coordinator to Strategy and Performance Division
Core Reallocation	1368	5123	PS	0.00	34,246	0	0	34,246	Reallocation to move OpEx Coordinator to Strategy and Performance Division
NET DEPARTMENT CHANGES				(1.67)	34,246	0	(299,682)	(265,436)	
DEPARTMENT CORE REQUEST									
			PS	13.74	890,207	72,507	83,164	1,045,878	
			EE	0.00	204,279	12,764	0	217,043	
			PD	0.00	1,500	1	0	1,501	
			Total	13.74	1,095,986	85,272	83,164	1,264,422	
GOVERNOR'S RECOMMENDED CORE									
			PS	13.74	890,207	72,507	83,164	1,045,878	
			EE	0.00	204,279	12,764	0	217,043	

CORE RECONCILIATION DETAIL

**DEPARTMENT OF ECONOMIC DEVELOPMENT
STRATEGY AND PERFORMANCE**

5. CORE RECONCILIATION DETAIL

	Budget Class	FTE	GR	Federal	Other	Total	Explanation
GOVERNOR'S RECOMMENDED CORE							
	PD	0.00	1,500	1	0	1,501	
	Total	13.74	1,095,986	85,272	83,164	1,264,422	

Department of Economic Development

DECISION ITEM SUMMARY

Budget Unit								
Decision Item	FY 2022	FY 2022	FY 2023	FY 2023	FY 2024	FY 2024	FY 2024	FY 2024
Budget Object Summary	ACTUAL	ACTUAL	BUDGET	BUDGET	DEPT REQ	DEPT REQ	GOV REC	GOV REC
Fund	DOLLAR	FTE	DOLLAR	FTE	DOLLAR	FTE	DOLLAR	FTE
STRATEGY AND PERFORM								
CORE								
PERSONAL SERVICES								
GENERAL REVENUE	645,555	9.21	855,961	11.10	890,207	11.10	890,207	11.10
DIV JOB DEVELOPMENT & TRAINING	63,061	1.00	72,507	1.00	72,507	1.00	72,507	1.00
DED ADMINISTRATIVE	62,693	0.66	182,846	3.31	83,164	1.64	83,164	1.64
TOTAL - PS	771,309	10.87	1,111,314	15.41	1,045,878	13.74	1,045,878	13.74
EXPENSE & EQUIPMENT								
GENERAL REVENUE	152,283	0.00	204,279	0.00	204,279	0.00	204,279	0.00
DIV JOB DEVELOPMENT & TRAINING	5,728	0.00	12,764	0.00	12,764	0.00	12,764	0.00
ECON DEVELOP ADVANCEMENT FUND	0	0.00	200,000	0.00	0	0.00	0	0.00
TOTAL - EE	158,011	0.00	417,043	0.00	217,043	0.00	217,043	0.00
PROGRAM-SPECIFIC								
GENERAL REVENUE	0	0.00	1,500	0.00	1,500	0.00	1,500	0.00
DIV JOB DEVELOPMENT & TRAINING	0	0.00	1	0.00	1	0.00	1	0.00
TOTAL - PD	0	0.00	1,501	0.00	1,501	0.00	1,501	0.00
TOTAL	929,320	10.87	1,529,858	15.41	1,264,422	13.74	1,264,422	13.74
Pay Plan - 0000012								
PERSONAL SERVICES								
GENERAL REVENUE	0	0.00	0	0.00	0	0.00	77,447	0.00
DIV JOB DEVELOPMENT & TRAINING	0	0.00	0	0.00	0	0.00	6,308	0.00
DED ADMINISTRATIVE	0	0.00	0	0.00	0	0.00	7,235	0.00
TOTAL - PS	0	0.00	0	0.00	0	0.00	90,990	0.00
TOTAL	0	0.00	0	0.00	0	0.00	90,990	0.00
Research and Program Eval - 1419011								
EXPENSE & EQUIPMENT								
DED-ED PROGRAMS-FEDERAL OTHER	0	0.00	0	0.00	0	0.00	100,000	0.00

1/11/23 10:08

im_disummary

Department of Economic Development

DECISION ITEM SUMMARY

Budget Unit								
Decision Item	FY 2022	FY 2022	FY 2023	FY 2023	FY 2024	FY 2024	FY 2024	FY 2024
Budget Object Summary	ACTUAL	ACTUAL	BUDGET	BUDGET	DEPT REQ	DEPT REQ	GOV REC	GOV REC
Fund	DOLLAR	FTE	DOLLAR	FTE	DOLLAR	FTE	DOLLAR	FTE
STRATEGY AND PERFORM								
Research and Program Eval - 1419011								
EXPENSE & EQUIPMENT								
ECON DEVELOP ADVANCEMENT FUND	0	0.00	0	0.00	100,000	0.00	0	0.00
TOTAL - EE	0	0.00	0	0.00	100,000	0.00	100,000	0.00
TOTAL	0	0.00	0	0.00	100,000	0.00	100,000	0.00
GRAND TOTAL	\$929,320	10.87	\$1,529,858	15.41	\$1,364,422	13.74	\$1,455,412	13.74

1/11/23 10:08

im_disummary

FLEXIBILITY REQUEST FORM

BUDGET UNIT NUMBER: 43120C BUDGET UNIT NAME: Strategy and Performance HOUSE BILL SECTION: 7.110	DEPARTMENT: Economic Development DIVISION: Strategy and Performance
1. Provide the amount by fund of personal service flexibility and the amount by fund of expense and equipment flexibility you are requesting in dollar and percentage terms and explain why the flexibility is needed. If flexibility is being requested among divisions, provide the amount by fund of flexibility you are requesting in dollar and percentage terms and explain why the flexibility is needed.	
DEPARTMENT REQUEST	
<p>The department is requesting 10% flexibility between the Personal Service and/or Expense and Equipment appropriation. This flexibility is needed to ensure our ability to immediately address any identified operational modifications in order to provide the highest quality services to Missourians.</p> <p>- Strategy and Performance PS (0101) - \$890,207 x 10% = \$89,021 and Strategy and Performance EE (0101) - \$205,779 x 10% = \$20,578 - Strategy and Performance PS (0155) - \$72,507 x 10% = \$7,251 and Strategy and Performance EE (0155) - \$12,765 x 10% = \$1,277</p>	
2. Estimate how much flexibility will be used for the budget year. How much flexibility was used in the Prior Year Budget and the Current Year Budget? Please specify the amount.	
PRIOR YEAR ACTUAL AMOUNT OF FLEXIBILITY USED	CURRENT YEAR ESTIMATED AMOUNT OF FLEXIBILITY THAT WILL BE USED
\$0	Expenditures in PS and E&E will differ annually based on needs to cover operational expenses, address emergency and changing situations, etc.
3. Please explain how flexibility was used in the prior and/or current years.	
PRIOR YEAR EXPLAIN ACTUAL USE	CURRENT YEAR EXPLAIN PLANNED USE
N/A.	N/A

Department of Economic Development

DECISION ITEM DETAIL

Budget Unit	FY 2022	FY 2022	FY 2023	FY 2023	FY 2024	FY 2024	FY 2024	FY 2024
Decision Item	ACTUAL	ACTUAL	BUDGET	BUDGET	DEPT REQ	DEPT REQ	GOV REC	GOV REC
Budget Object Class	DOLLAR	FTE	DOLLAR	FTE	DOLLAR	FTE	DOLLAR	FTE
STRATEGY AND PERFORM								
CORE								
DESIGNATED PRINCIPAL ASST DEPT	73,360	0.91	43,058	0.00	73,058	1.00	73,058	1.00
DIVISION DIRECTOR	119,647	1.00	160,700	1.86	117,700	1.86	117,700	1.86
DESIGNATED PRINCIPAL ASST DIV	128,001	1.60	185,776	2.26	185,776	2.26	185,776	2.26
SPECIAL ASST PROFESSIONAL	175,463	1.82	195,591	2.01	157,272	1.22	157,272	1.22
PRINCIPAL ASST BOARD/COMMISSON	63,061	1.00	72,507	1.00	72,507	1.00	72,507	1.00
ADMIN SUPPORT PROFESSIONAL	40,477	1.00	41,628	0.99	23,732	0.56	23,732	0.56
SENIOR PROGRAM SPECIALIST	42,739	0.81	43,240	0.75	43,240	0.75	43,240	0.75
RESEARCH/DATA ANALYST	15,148	0.30	58,883	1.00	58,883	1.00	58,883	1.00
SENIOR RESEARCH/DATA ANALYST	0	0.00	0	0.00	60,410	0.00	60,410	0.00
PUBLIC RELATIONS COORDINATOR	11,821	0.23	43,153	0.92	43,153	0.92	43,153	0.92
ECONOMIC DEVLPMNT PROFESSIONAL	16,350	0.45	104,636	2.50	74,636	1.50	74,636	1.50
ECONOMIC DEVELOPMENT SPEC	32,427	0.75	55,795	1.32	43,506	0.87	43,506	0.87
SR ECONOMIC DEVELOPMENT SPEC	52,815	1.00	106,347	0.80	92,005	0.80	92,005	0.80
TOTAL - PS	771,309	10.87	1,111,314	15.41	1,045,878	13.74	1,045,878	13.74
TRAVEL, IN-STATE	15,115	0.00	22,295	0.00	22,295	0.00	22,295	0.00
TRAVEL, OUT-OF-STATE	2,626	0.00	2,641	0.00	2,641	0.00	2,641	0.00
FUEL & UTILITIES	0	0.00	738	0.00	738	0.00	738	0.00
SUPPLIES	49,136	0.00	33,277	0.00	33,277	0.00	33,277	0.00
PROFESSIONAL DEVELOPMENT	13,097	0.00	38,358	0.00	38,358	0.00	38,358	0.00
COMMUNICATION SERV & SUPP	8,546	0.00	42,358	0.00	42,358	0.00	42,358	0.00
PROFESSIONAL SERVICES	17,561	0.00	260,610	0.00	60,610	0.00	60,610	0.00
HOUSEKEEPING & JANITORIAL SERV	0	0.00	1	0.00	1	0.00	1	0.00
M&R SERVICES	16,500	0.00	3,751	0.00	3,751	0.00	3,751	0.00
MOTORIZED EQUIPMENT	0	0.00	420	0.00	420	0.00	420	0.00
OFFICE EQUIPMENT	1,407	0.00	7,417	0.00	7,417	0.00	7,417	0.00
OTHER EQUIPMENT	32,316	0.00	2,187	0.00	2,187	0.00	2,187	0.00
PROPERTY & IMPROVEMENTS	0	0.00	1,210	0.00	1,210	0.00	1,210	0.00
BUILDING LEASE PAYMENTS	0	0.00	657	0.00	657	0.00	657	0.00
EQUIPMENT RENTALS & LEASES	483	0.00	472	0.00	472	0.00	472	0.00
MISCELLANEOUS EXPENSES	1,224	0.00	439	0.00	439	0.00	439	0.00
REBILLABLE EXPENSES	0	0.00	212	0.00	212	0.00	212	0.00
TOTAL - EE	158,011	0.00	417,043	0.00	217,043	0.00	217,043	0.00

Department of Economic Development

DECISION ITEM DETAIL

Budget Unit	FY 2022	FY 2022	FY 2023	FY 2023	FY 2024	FY 2024	FY 2024	FY 2024
Decision Item	ACTUAL	ACTUAL	BUDGET	BUDGET	DEPT REQ	DEPT REQ	GOV REC	GOV REC
Budget Object Class	DOLLAR	FTE	DOLLAR	FTE	DOLLAR	FTE	DOLLAR	FTE
STRATEGY AND PERFORM								
CORE								
PROGRAM DISTRIBUTIONS	0	0.00	1,501	0.00	1,501	0.00	1,501	0.00
TOTAL - PD	0	0.00	1,501	0.00	1,501	0.00	1,501	0.00
GRAND TOTAL	\$929,320	10.87	\$1,529,858	15.41	\$1,264,422	13.74	\$1,264,422	13.74
GENERAL REVENUE	\$797,838	9.21	\$1,061,740	11.10	\$1,095,986	11.10	\$1,095,986	11.10
FEDERAL FUNDS	\$68,789	1.00	\$85,272	1.00	\$85,272	1.00	\$85,272	1.00
OTHER FUNDS	\$62,693	0.66	\$382,846	3.31	\$83,164	1.64	\$83,164	1.64

PROGRAM DESCRIPTION

Department: Economic Development

HB Section(s): 7.110

Program Name: Strategy and Performance

Program is found in the following core budget(s): Strategy and Performance

1a. What strategic priority does this program address?

Customer Centric and Data Driven

1b. What does this program do?

The Strategy and Performance Division provides forward-looking insights to inform DED's strategic planning, program development and performance management. It also houses the Department's legislative, communications, and marketing services, and provides subject matter expertise in specialized areas. More specifically, the Strategy and Performance Division:

- Conducts economic research and analysis to provide framework of global, Midwest, and state economic trends as well as economic impact analysis for economic development projects;
- Leads strategic planning at department, division, and team level;
- Guides DED's accountability and improvement activities that include setting measures and targets, analyzing performance and communicating results; and
- Communicates DED strategies and policy insights as well as information specific to economic development programs and projects to legislative, internal and external stakeholders.

The Strategy and Performance Division is also home to a variety of niche programs offering subject matter expertise valuable to economic development in Missouri. These programs include the Office of the Missouri Military Advocate and the Missouri Women's Council.

2a. Provide an activity measure(s) for the program.

	FY2020		FY2021		FY2022		FY2023	FY2024	FY2025
	Projected	Actual	Projected	Actual	Projected	Actual	Projected	Projected	Projected
Economic impact analyses	184	217	200	131	150	188	190	190	190
Completed improvement projects and initiatives	13	9	20	18	20	8	8	8	8
Email bulletins, press releases, and social media posts	608	1,396	1,000	1,303	1,000	863	1,000	1,000	1,000

Note 1: Economic impact analyses help DED determine an economic development project's potential value. Measure includes revisions of analyses. Assume FY2023-FY2025 will roughly match FY2022.

Note 2: Completed improvement projects and initiatives includes initiatives related to COVID-19 economic response and recovery led by DED. Projections for FY2023-FY2025 were lowered given anticipation that DED would focus on a smaller number of large initiatives.

Note 3: Calculation for Email bulletins, press releases, and social media posts was updated. Prior years reflect updated calculation method. Calculated by adding email bulletins (including press releases), tweets, LinkedIn updates (new in FY2022) and Facebook posts.

Note 4: Email, press release, and social media projections are not expected to reach FY2020 or FY2021 levels, which were extraordinary due to response to COVID-19. FY2022 communications were lower than expected since the Communications Director role was vacant from August 2021 to January 2022.

PROGRAM DESCRIPTION

Department: Economic Development

HB Section(s): 7.110

Program Name: Strategy and Performance

Program is found in the following core budget(s): Strategy and Performance

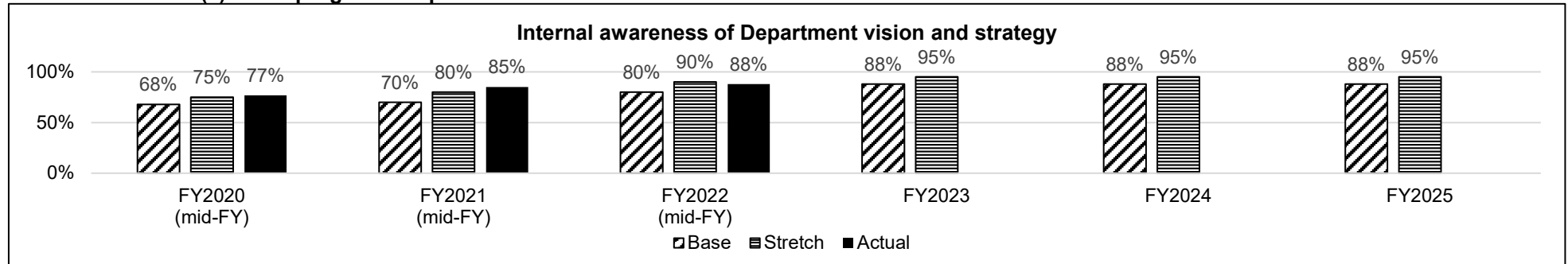
2b. Provide a measure(s) of the program's quality.

	FY2020		FY2021		FY2022		FY2023	FY2024	FY2025
	Projected	Actual	Projected	Actual	Projected	Actual	Projected	Projected	Projected
Customer Service Experience	84%	79%	86%	73%	90%	85%	90%	90%	90%

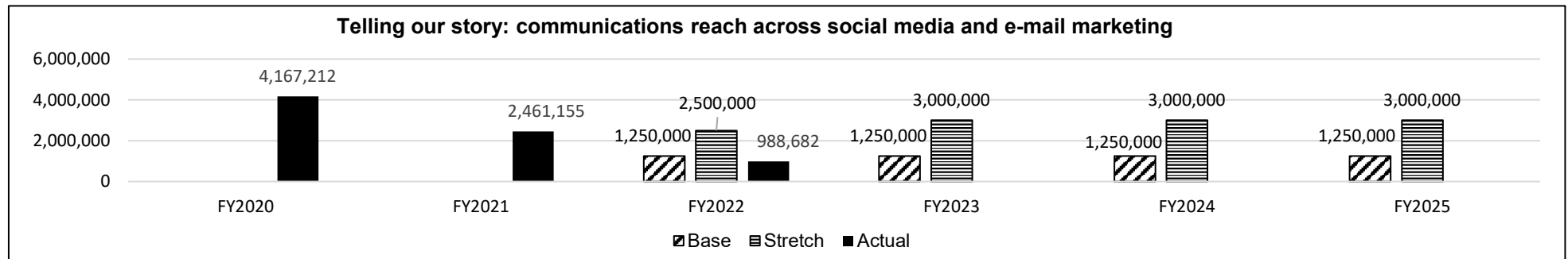
Note 1: Percentage of respondents who rated their experience as "very" or "somewhat" positive.

Note 2: FY2022 survey sent out in August 2022. Results based on 105 survey respondents.

2c. Provide a measure(s) of the program's impact.



Note: Data compiled from twice-annual Missouri Quarterly Pulse Survey (QPS); represents team members who indicated that DED's vision is clearly communicated throughout the organization. For comparison, 59% of Missouri employees statewide in FY2022 indicated that their department's vision is clearly communicated throughout the organization.



Note: Calculated by adding unique email opens, Facebook reach (people that potentially saw posts), and Twitter impressions. Calculation is changed from prior years, so FY2020-FY2021 projections are not available. Targets established by considering the prior year actuals. DED does not expect to reach FY2020 or FY2021 levels, which were extraordinary due to response to COVID-19.

PROGRAM DESCRIPTION

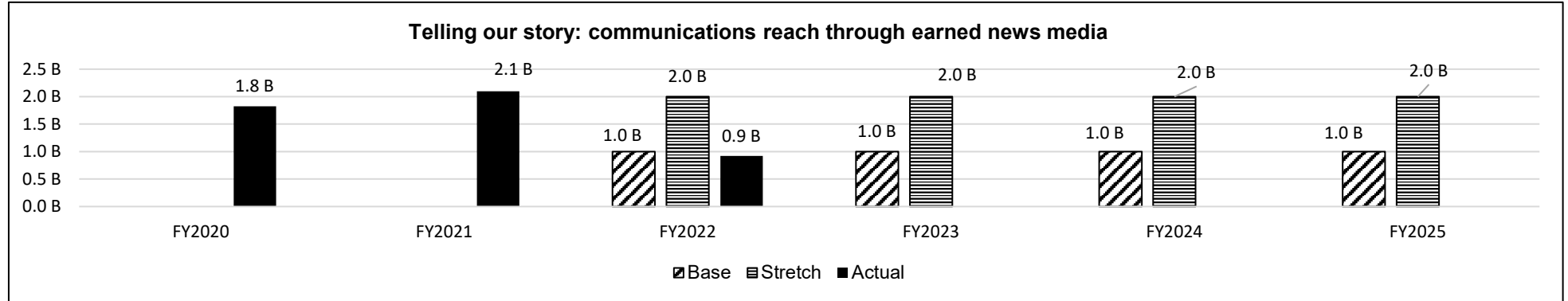
Department: Economic Development

HB Section(s): 7.110

Program Name: Strategy and Performance

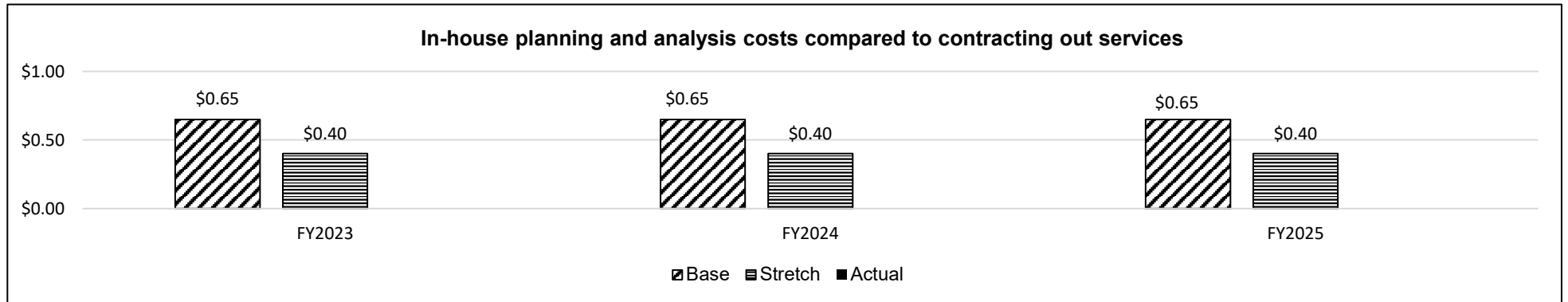
Program is found in the following core budget(s): Strategy and Performance

2c. Provide a measure(s) of the program's impact. (continued)



Note: News media reach is defined as the number of people that potentially saw media posts within the defined period. FY2020 and FY2021 earned news media results reached extraordinary levels due to announcement of the General Motors retention project as well as Missouri's and DED's responses to the COVID-19 pandemic. DED does not expect to reach FY2020 or FY2021 levels.

2d. Provide a measure(s) of the program's efficiency.



Note 1: This is a new measure for FY2023. FY2022 actual data is not available.

Note 2: This measure compares the total costs of the division's in-house economic research, data analysis, operational excellence, and planning efforts for every \$1 of the contracted alternative. Contracted cost assumptions based on hourly rates identified in State's contract with an Enterprise Resource Planning (ERP) provider.

PROGRAM DESCRIPTION

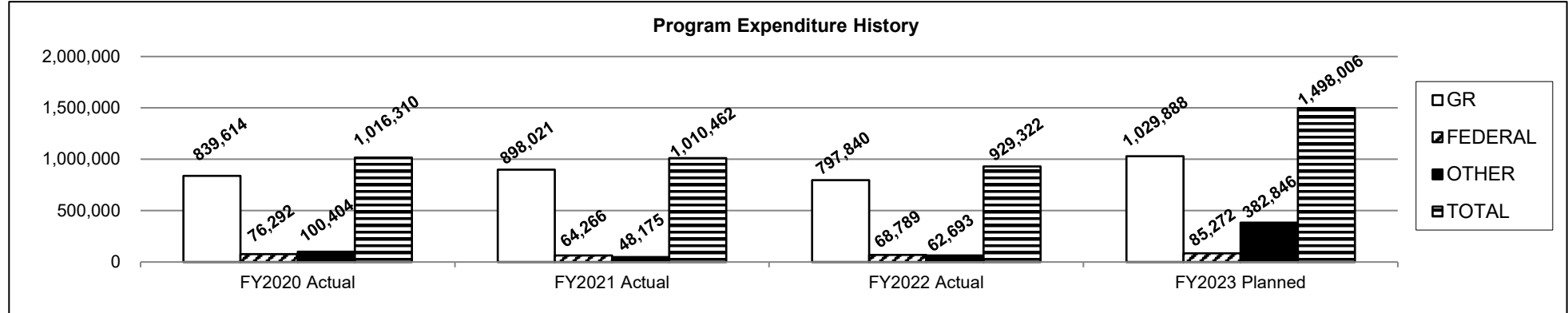
Department: Economic Development

HB Section(s): 7.110

Program Name: Strategy and Performance

Program is found in the following core budget(s): Strategy and Performance

3. Provide actual expenditures for the prior three fiscal years and planned expenditures for the current fiscal year. (Note: Amounts do not include fringe benefit costs.)



Note: Planned GR expenditures reflects 3% Governor's Reserve.

4. What are the sources of the "Other " funds?

Department of Economic Development Administrative Fund (0547)

5. What is the authorization for this program, i.e., federal or state statute, etc.? (Include the federal program number, if applicable.)

Section 620.010, RSMo., establishes the Department of Economic Development and its divisions.

6. Are there federal matching requirements? If yes, please explain.

No.

7. Is this a federally mandated program? If yes, please explain.

No.

NEW DECISION ITEM
RANK: 14 OF 17

Department: Economic Development	Budget Unit	43120C
Division: Strategy and Performance		
DI Name: Research and Program Evaluation	DI#1419011	HB Section
		7.110

1. AMOUNT OF REQUEST

	FY 2024 Budget Request			
	GR	Federal	Other	Total
PS	0	0	0	0
EE	0	0	100,000	100,000
PSD	0	0	0	0
TRF	0	0	0	0
Total	0	0	100,000	100,000
FTE	0.00	0.00	0.00	0.00

Est. Fringe	0	0	0	0
<i>Note: Fringes budgeted in House Bill 5 except for certain fringes budgeted directly to MoDOT, Highway Patrol, and Conservation.</i>				

Other Funds: Economic Development Advancement Fund (0783)
Non-Counts:

	FY 2024 Governor's Recommendation			
	GR	Federal	Other	Total
PS	0	0	0	0
EE	0	100,000	0	100,000
PSD	0	0	0	0
TRF	0	0	0	0
Total	0	100,000	0	100,000
FTE	0.00	0.00	0.00	0.00

Est. Fringe	0	0	0	0
<i>Note: Fringes budgeted in House Bill 5 except for certain fringes budgeted directly to MoDOT, Highway Patrol, and Conservation.</i>				

Federal Fund: Federal Grant/Donations Fund (0129)
Non-Counts:

2. THIS REQUEST CAN BE CATEGORIZED AS:

<input type="checkbox"/> New Legislation	<input type="checkbox"/> New Program	<input type="checkbox"/> Fund Switch
<input type="checkbox"/> Federal Mandate	<input checked="" type="checkbox"/> Program Expansion	<input type="checkbox"/> Cost to Continue
<input type="checkbox"/> GR Pick-Up	<input type="checkbox"/> Space Request	<input type="checkbox"/> Equipment Replacement
<input type="checkbox"/> Pay Plan	<input type="checkbox"/> Other: _____	

3. WHY IS THIS FUNDING NEEDED? PROVIDE AN EXPLANATION FOR ITEMS CHECKED IN #2. INCLUDE THE FEDERAL OR STATE STATUTORY OR CONSTITUTIONAL AUTHORIZATION FOR THIS PROGRAM.

The Strategy and Performance Division was appropriated one-time funding in FY2023 to conduct an evaluation of the Department of Economic Development's (DED) tax credit and withholding programs, as well as Missouri One Start job training programs. Strategy and Performance would like to follow-up on the work in FY2023 to annually conduct a deep-dive evaluation of the effectiveness and efficiency of programs with major strategic importance to DED. We expect the FY2024 evaluation to include an evaluation of DED's broadband grant programs.

NEW DECISION ITEM
RANK: 14 OF 17

Department: Economic Development	Budget Unit	43120C
Division: Strategy and Performance		
DI Name: Research and Program Evaluation	DI#1419011	HB Section 7.110

4. DESCRIBE THE DETAILED ASSUMPTIONS USED TO DERIVE THE SPECIFIC REQUESTED AMOUNT. (How did you determine that the requested number of FTE were appropriate? From what source or standard did you derive the requested levels of funding? Were alternatives such as outsourcing or automation considered? If based on new legislation, does request tie to TAFP fiscal note? If not, explain why. Detail which portions of the request are one-times and how those amounts were calculated.)

DED believes they can conduct this indepth evaluation on one or two programs each year with the \$100,000 request.

5. BREAK DOWN THE REQUEST BY BUDGET OBJECT CLASS, JOB CLASS, AND FUND SOURCE. IDENTIFY ONE-TIME COSTS.

Budget Object Class/Job Class	Dept Req GR DOLLARS	Dept Req GR FTE	Dept Req FED DOLLARS	Dept Req FED FTE	Dept Req OTHER DOLLARS	Dept Req OTHER FTE	Dept Req TOTAL DOLLARS	Dept Req TOTAL FTE	Dept Req One-Time DOLLARS
							0		
							0	0.0	
Total PS	<u>0</u>	<u>0.0</u>	<u>0</u>	<u>0.0</u>	<u>0</u>	<u>0.0</u>	<u>0</u>	<u>0.0</u>	<u>0</u>
400/Professional Services					100,000		100,000		
							0		
Total EE	<u>0</u>		<u>0</u>		<u>100,000</u>		<u>100,000</u>		<u>0</u>
Program Distributions							0		
Total PSD	<u>0</u>		<u>0</u>		<u>0</u>		<u>0</u>		<u>0</u>
Transfers									
Total TRF	<u>0</u>		<u>0</u>		<u>0</u>		<u>0</u>		<u>0</u>
Grand Total	<u>0</u>	<u>0.0</u>	<u>0</u>	<u>0.0</u>	<u>100,000</u>	<u>0.0</u>	<u>100,000</u>	<u>0.0</u>	<u>0</u>

NEW DECISION ITEM
RANK: 14 OF 17

Department: Economic Development			Budget Unit		43120C				
Division: Strategy and Performance			HB Section		7.110				
DI Name: Research and Program Evaluation			DI#1419011						
Budget Object Class/Job Class	Gov Rec GR DOLLARS	Gov Rec GR FTE	Gov Rec FED DOLLARS	Gov Rec FED FTE	Gov Rec OTHER DOLLARS	Gov Rec OTHER FTE	Gov Rec TOTAL DOLLARS	Gov Rec TOTAL FTE	Gov Rec One-Time DOLLARS
							0		
							0	0.0	
Total PS	<u>0</u>	<u>0.0</u>	<u>0</u>	<u>0.0</u>	<u>0</u>	<u>0.0</u>	<u>0</u>	<u>0.0</u>	<u>0</u>
							0		
							0		
							0		
400/Professional Services			100,000				100,000		
Total EE	<u>0</u>		<u>100,000</u>		<u>0</u>		<u>100,000</u>		<u>0</u>
Program Distributions							0		
Total PSD	<u>0</u>		<u>0</u>		<u>0</u>		<u>0</u>		<u>0</u>
Transfers							0		
Total TRF	<u>0</u>		<u>0</u>		<u>0</u>		<u>0</u>		<u>0</u>
Grand Total	<u>0</u>	<u>0.0</u>	<u>100,000</u>	<u>0.0</u>	<u>0</u>	<u>0.0</u>	<u>100,000</u>	<u>0.0</u>	<u>0</u>

NEW DECISION ITEM
RANK: 14 OF 17

Department: Economic Development	Budget Unit	<u>43120C</u>
Division: Strategy and Performance		
DI Name: Research and Program Evaluation	HB Section	<u>7.110</u>
DI#1419011		

6. PERFORMANCE MEASURES (If new decision item has an associated core, separately identify projected performance with & without additional funding.)

6a. Provide an activity measure(s) for the program.

Activity measures for the funding relate to the various Division program performance measures throughout the Department's budget.

6b. Provide a measure(s) of the program's quality.

Quality measures for the funding relate to the various Division program performance measures throughout the Department's budget.

6c. Provide a measure(s) of the program's impact.

Impact measures for the funding relate to the various Division program performance measures throughout the Department's budget.

6d. Provide a measure(s) of the program's efficiency.

Efficiency measures for the funding relate to the various Division program performance measures throughout the Department's budget.

7. STRATEGIES TO ACHIEVE THE PERFORMANCE MEASUREMENT TARGETS:

We will scope out the evaluation needs and contract with a qualified third party to conduct an independent program evaluation.

Department of Economic Development

DECISION ITEM DETAIL

Budget Unit	FY 2022	FY 2022	FY 2023	FY 2023	FY 2024	FY 2024	FY 2024	FY 2024
Decision Item	ACTUAL	ACTUAL	BUDGET	BUDGET	DEPT REQ	DEPT REQ	GOV REC	GOV REC
Budget Object Class	DOLLAR	FTE	DOLLAR	FTE	DOLLAR	FTE	DOLLAR	FTE
STRATEGY AND PERFORM								
Research and Program Eval - 1419011								
PROFESSIONAL SERVICES	0	0.00	0	0.00	100,000	0.00	100,000	0.00
TOTAL - EE	0	0.00	0	0.00	100,000	0.00	100,000	0.00
GRAND TOTAL	\$0	0.00	\$0	0.00	\$100,000	0.00	\$100,000	0.00
GENERAL REVENUE	\$0	0.00	\$0	0.00	\$0	0.00	\$0	0.00
FEDERAL FUNDS	\$0	0.00	\$0	0.00	\$0	0.00	\$100,000	0.00
OTHER FUNDS	\$0	0.00	\$0	0.00	\$100,000	0.00	\$0	0.00

CORE DECISION ITEM

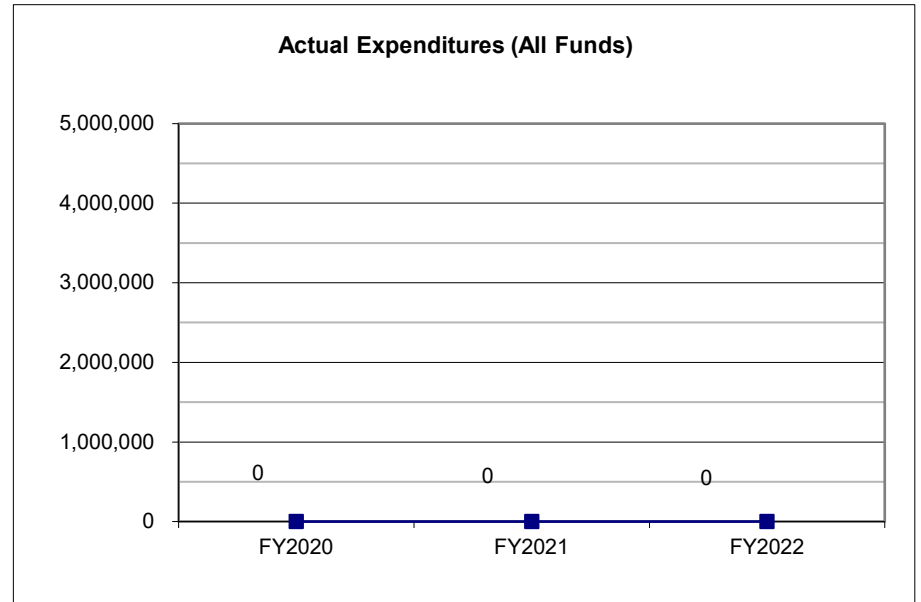
Department: Economic Development					Budget Unit <u>43121C</u>				
Division: Strategy and Performance					HB Section <u>7.110</u>				
Core: Statewide Planning, Research, and Network Funding (ARPA-EDA)									
1. CORE FINANCIAL SUMMARY									
FY 2024 Budget Request					FY 2024 Governor's Recommendation				
	GR	Federal	Other	Total		GR	Fed	Other	Total
PS	0	54,587	0	54,587	PS	0	54,587	0	54,587
EE	0	4,182	0	4,182	EE	0	4,182	0	4,182
PSD	0	944,077	0	944,077	PSD	0	944,077	0	944,077
TRF	0	0	0	0	TRF	0	0	0	0
Total	0	1,002,846	0	1,002,846	Total	0	1,002,846	0	1,002,846
FTE					FTE				
	0.00	1.00	0.00	1.00		0.00	1.00	0.00	1.00
Est. Fringe	0	35,499	0	35,499	Est. Fringe	0	35,499	0	35,499
<i>Note: Fringes budgeted in House Bill 5 except for certain fringes budgeted directly to MoDOT, Highway Patrol, and Conservation.</i>					<i>Note: Fringes budgeted in House Bill 5 except for certain fringes budgeted directly to MoDOT, Highway Patrol, and Conservation.</i>				
Other Funds:					Other Funds:				
Federal Funds: DED Federal Stim 2021 Fund (2451)					Federal Funds: DED Federal Stim 2021 Fund (2451)				
2. CORE DESCRIPTION									
<p>This federal funding supports planning that ensures communities can access certain federal programs. The Department is centering the planning effort around local economic development priorities and will help community leaders identify and gain access to resources that support job growth and investment.</p> <p>This Core Decision Item is an appropriation of federal dollars from the American Rescue Plan Act (ARPA) of 2021 (Public Law 117-2, H.R. 1319) for Statewide Planning, Research, and Networks Notice of Funding Opportunity (NOFO) through the Economic Development Administration (EDA). The appropriation includes an ARPA-funded non-competitive grant to support a planning process for economic recovery related items.</p>									
3. PROGRAM LISTING (list programs included in this core funding)									
Statewide Planning, Research, and Network Funding (ARPA-EDA)									

CORE DECISION ITEM

Department: Economic Development	Budget Unit <u>43121C</u>
Division: Strategy and Performance	
Core: Statewide Planning, Research, and Network Funding (ARPA-EDA)	HB Section <u>7.110</u>

4. FINANCIAL HISTORY

	FY2020 Actual	FY2021 Actual	FY2022 Actual	FY2023 Current Yr.
Appropriation (All Funds)	0	0	0	1,002,846
Less Reverted (All Funds)	0	0	0	0
Less Restricted (All Funds)*	0	0	0	0
Budget Authority (All Funds)	0	0	0	1,002,846
Actual Expenditures (All Funds)	0	0	0	N/A
Unexpended (All Funds)	0	0	0	N/A
Unexpended, by Fund:				
General Revenue	0	0	0	N/A
Federal	0	0	0	N/A
Other	0	0	0	N/A



*Restricted amount is as of: _____

Reverted includes Governor's standard 3 percent reserve (when applicable).
 Restricted includes any extraordinary expenditure restriction (when applicable).

NOTES:

CORE RECONCILIATION DETAIL

**DEPARTMENT OF ECONOMIC DEVELOPMENT
BUS AND COMMUNITY SOLUTIONS ARPA**

5. CORE RECONCILIATION DETAIL

				Budget Class	FTE	GR	Federal	Other	Total	Explanation
TAFP AFTER VETOES										
				PS	1.00	0	54,587	0	54,587	
				EE	0.00	0	4,182	0	4,182	
				PD	0.00	0	944,077	0	944,077	
				Total	1.00	0	1,002,846	0	1,002,846	
DEPARTMENT CORE ADJUSTMENTS										
Core Reallocation	1302	9255		PS	(1.00)	0	(54,587)	0	(54,587)	Reallocation to move from BCS to S&P
Core Reallocation	1302	8930		EE	0.00	0	(4,182)	0	(4,182)	Reallocation to move from BCS to S&P
Core Reallocation	1302	8930		PD	0.00	0	(944,077)	0	(944,077)	Reallocation to move from BCS to S&P
NET DEPARTMENT CHANGES					(1.00)	0	(1,002,846)	0	(1,002,846)	
DEPARTMENT CORE REQUEST										
				PS	0.00	0	0	0	0	
				EE	0.00	0	0	0	0	
				PD	0.00	0	0	0	0	
				Total	0.00	0	0	0	0	
GOVERNOR'S RECOMMENDED CORE										
				PS	0.00	0	0	0	0	
				EE	0.00	0	0	0	0	
				PD	0.00	0	0	0	0	
				Total	0.00	0	0	0	0	

CORE RECONCILIATION DETAIL

**DEPARTMENT OF ECONOMIC DEVELOPMENT
STATEWIDE PLANNING ARPA-EDA**

5. CORE RECONCILIATION DETAIL

		Budget Class	FTE	GR	Federal	Other	Total	Explanation
DEPARTMENT CORE ADJUSTMENTS								
Core Reallocation	1688 2999	PS	1.00	0	54,587	0	54,587	Reallocation to move program from BCS to S&P
Core Reallocation	1688 3000	EE	0.00	0	4,182	0	4,182	Reallocation to move program from BCS to S&P
Core Reallocation	1688 3000	PD	0.00	0	944,077	0	944,077	Reallocation to move program from BCS to S&P
NET DEPARTMENT CHANGES			1.00	0	1,002,846	0	1,002,846	
DEPARTMENT CORE REQUEST								
		PS	1.00	0	54,587	0	54,587	
		EE	0.00	0	4,182	0	4,182	
		PD	0.00	0	944,077	0	944,077	
		Total	1.00	0	1,002,846	0	1,002,846	
GOVERNOR'S RECOMMENDED CORE								
		PS	1.00	0	54,587	0	54,587	
		EE	0.00	0	4,182	0	4,182	
		PD	0.00	0	944,077	0	944,077	
		Total	1.00	0	1,002,846	0	1,002,846	

Department of Economic Development

DECISION ITEM SUMMARY

Budget Unit								
Decision Item	FY 2022	FY 2022	FY 2023	FY 2023	FY 2024	FY 2024	FY 2024	FY 2024
Budget Object Summary	ACTUAL	ACTUAL	BUDGET	BUDGET	DEPT REQ	DEPT REQ	GOV REC	GOV REC
Fund	DOLLAR	FTE	DOLLAR	FTE	DOLLAR	FTE	DOLLAR	FTE
BUS AND COMMNTY SOLUTIONS ARPA								
CORE								
PERSONAL SERVICES								
DED FEDERAL STIM 2021 FUND	0	0.00	54,587	1.00	0	0.00	0	0.00
TOTAL - PS	0	0.00	54,587	1.00	0	0.00	0	0.00
EXPENSE & EQUIPMENT								
DED FEDERAL STIM 2021 FUND	0	0.00	4,182	0.00	0	0.00	0	0.00
TOTAL - EE	0	0.00	4,182	0.00	0	0.00	0	0.00
PROGRAM-SPECIFIC								
DED FEDERAL STIM 2021 FUND	0	0.00	944,077	0.00	0	0.00	0	0.00
TOTAL - PD	0	0.00	944,077	0.00	0	0.00	0	0.00
TOTAL	0	0.00	1,002,846	1.00	0	0.00	0	0.00
GRAND TOTAL	\$0	0.00	\$1,002,846	1.00	\$0	0.00	\$0	0.00

1/11/23 10:08

im_disummary

Department of Economic Development

DECISION ITEM SUMMARY

Budget Unit								
Decision Item	FY 2022	FY 2022	FY 2023	FY 2023	FY 2024	FY 2024	FY 2024	FY 2024
Budget Object Summary	ACTUAL	ACTUAL	BUDGET	BUDGET	DEPT REQ	DEPT REQ	GOV REC	GOV REC
Fund	DOLLAR	FTE	DOLLAR	FTE	DOLLAR	FTE	DOLLAR	FTE
STATEWIDE PLANNING ARPA-EDA								
CORE								
PERSONAL SERVICES								
DED FEDERAL STIM 2021 FUND	0	0.00	0	0.00	54,587	1.00	54,587	1.00
TOTAL - PS	0	0.00	0	0.00	54,587	1.00	54,587	1.00
EXPENSE & EQUIPMENT								
DED FEDERAL STIM 2021 FUND	0	0.00	0	0.00	4,182	0.00	4,182	0.00
TOTAL - EE	0	0.00	0	0.00	4,182	0.00	4,182	0.00
PROGRAM-SPECIFIC								
DED FEDERAL STIM 2021 FUND	0	0.00	0	0.00	944,077	0.00	944,077	0.00
TOTAL - PD	0	0.00	0	0.00	944,077	0.00	944,077	0.00
TOTAL	0	0.00	0	0.00	1,002,846	1.00	1,002,846	1.00
Pay Plan - 0000012								
PERSONAL SERVICES								
DED FEDERAL STIM 2021 FUND	0	0.00	0	0.00	0	0.00	4,749	0.00
TOTAL - PS	0	0.00	0	0.00	0	0.00	4,749	0.00
TOTAL	0	0.00	0	0.00	0	0.00	4,749	0.00
GRAND TOTAL	\$0	0.00	\$0	0.00	\$1,002,846	1.00	\$1,007,595	1.00

1/11/23 10:08

im_disummary

Department of Economic Development

DECISION ITEM DETAIL

Budget Unit	FY 2022	FY 2022	FY 2023	FY 2023	FY 2024	FY 2024	FY 2024	FY 2024
Decision Item	ACTUAL	ACTUAL	BUDGET	BUDGET	DEPT REQ	DEPT REQ	GOV REC	GOV REC
Budget Object Class	DOLLAR	FTE	DOLLAR	FTE	DOLLAR	FTE	DOLLAR	FTE
BUS AND COMMNTY SOLUTIONS ARPA								
CORE								
GRANTS SPECIALIST	0	0.00	54,587	1.00	0	0.00	0	0.00
TOTAL - PS	0	0.00	54,587	1.00	0	0.00	0	0.00
TRAVEL, IN-STATE	0	0.00	1,500	0.00	0	0.00	0	0.00
SUPPLIES	0	0.00	372	0.00	0	0.00	0	0.00
COMMUNICATION SERV & SUPP	0	0.00	300	0.00	0	0.00	0	0.00
COMPUTER EQUIPMENT	0	0.00	1,649	0.00	0	0.00	0	0.00
OFFICE EQUIPMENT	0	0.00	361	0.00	0	0.00	0	0.00
TOTAL - EE	0	0.00	4,182	0.00	0	0.00	0	0.00
PROGRAM DISTRIBUTIONS	0	0.00	944,077	0.00	0	0.00	0	0.00
TOTAL - PD	0	0.00	944,077	0.00	0	0.00	0	0.00
GRAND TOTAL	\$0	0.00	\$1,002,846	1.00	\$0	0.00	\$0	0.00
GENERAL REVENUE	\$0	0.00	\$0	0.00	\$0	0.00		0.00
FEDERAL FUNDS	\$0	0.00	\$1,002,846	1.00	\$0	0.00		0.00
OTHER FUNDS	\$0	0.00	\$0	0.00	\$0	0.00		0.00

Department of Economic Development

DECISION ITEM DETAIL

Budget Unit	FY 2022	FY 2022	FY 2023	FY 2023	FY 2024	FY 2024	FY 2024	FY 2024
Decision Item	ACTUAL	ACTUAL	BUDGET	BUDGET	DEPT REQ	DEPT REQ	GOV REC	GOV REC
Budget Object Class	DOLLAR	FTE	DOLLAR	FTE	DOLLAR	FTE	DOLLAR	FTE
STATEWIDE PLANNING ARPA-EDA								
CORE								
GRANTS SPECIALIST	0	0.00	0	0.00	54,587	1.00	54,587	1.00
TOTAL - PS	0	0.00	0	0.00	54,587	1.00	54,587	1.00
TRAVEL, IN-STATE	0	0.00	0	0.00	1,500	0.00	1,500	0.00
SUPPLIES	0	0.00	0	0.00	372	0.00	372	0.00
COMMUNICATION SERV & SUPP	0	0.00	0	0.00	300	0.00	300	0.00
COMPUTER EQUIPMENT	0	0.00	0	0.00	1,649	0.00	1,649	0.00
OFFICE EQUIPMENT	0	0.00	0	0.00	361	0.00	361	0.00
TOTAL - EE	0	0.00	0	0.00	4,182	0.00	4,182	0.00
PROGRAM DISTRIBUTIONS	0	0.00	0	0.00	944,077	0.00	944,077	0.00
TOTAL - PD	0	0.00	0	0.00	944,077	0.00	944,077	0.00
GRAND TOTAL	\$0	0.00	\$0	0.00	\$1,002,846	1.00	\$1,002,846	1.00
GENERAL REVENUE	\$0	0.00	\$0	0.00	\$0	0.00	\$0	0.00
FEDERAL FUNDS	\$0	0.00	\$0	0.00	\$1,002,846	1.00	\$1,002,846	1.00
OTHER FUNDS	\$0	0.00	\$0	0.00	\$0	0.00	\$0	0.00

PROGRAM DESCRIPTION

Department: Economic Development

HB Section(s): 7.110

Program Name: Statewide Planning, Research, and Network Funding (ARPA-EDA)

Program is found in the following core budget(s): Strategy and Performance

1a. What strategic priority does this program address?

Data Driven

1b. What does this program do?

This program supports planning that ensures communities can access certain federal programs. The Department is centering the planning effort around local economic development priorities and help community leaders identify and gain access to resources that support job growth and investment.

The Statewide Planning, Research, and Networks program utilizes American Rescue Plan Act (ARPA) funding and is granted to Missouri through the Economic Development Administration (EDA). The Department of Economic Development (DED) is leveraging this grant to update Missouri's statewide Comprehensive Economic Development Strategy (CEDS), which has not been reassessed since 2011. Uses of the grant include reviewing and integrating regional economic development plans, conducting industry cluster research, assessing workforce skills in key industries, engaging stakeholders, and building an updated CEDS that is driven by local economic development priorities.

2a. Provide an activity measure(s) for the program.

Program activities will include the following in FY2023 and FY2024: reviewing and integrating all of Missouri's regional economic development strategies, conducting three (3) industry cluster studies, conducting a statewide skills assessment, and pulling together a statewide Comprehensive Economic Development Strategy (CEDS) that is created with high quality stakeholder engagement and is submitted to the EDA by December 31, 2023.

2b. Provide a measure(s) of the program's quality.

DED will survey stakeholders and measure the perceived quality of Missouri's CEDS planning processes, especially relating to the process being driven by local economic development priorities.

2c. Provide a measure(s) of the program's impact.

The intended impact of creating a Comprehensive Economic Development Strategy (CEDS) will be having a locally-driven plan that has extensive stakeholder buy-in, benefits communities all across Missouri, and informs Missouri's economic policy and programmatic discussions for three to five years.

2d. Provide a measure(s) of the program's efficiency.

Efficiency measures are under development.

PROGRAM DESCRIPTION

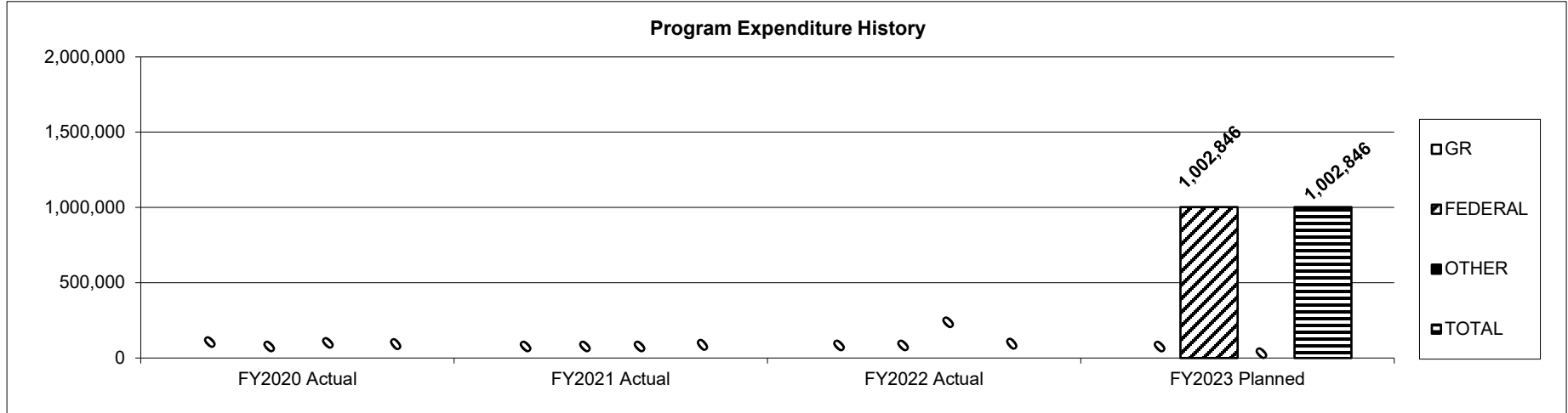
Department: **Economic Development**

HB Section(s): 7.110

Program Name: **Statewide Planning, Research, and Network Funding (ARPA-EDA)**

Program is found in the following core budget(s): **Strategy and Performance**

3. Provide actual expenditures for the prior three fiscal years and planned expenditures for the current fiscal year. (Note: Amounts do not include fringe benefit costs.)



4. What are the sources of the "Other " funds?

NA

5. What is the authorization for this program, i.e., federal or state statute, etc.? (Include the federal program number, if applicable.)

Federal Economic Development Administration Grant. Award Number: ED22DEN3070004.

6. Are there federal matching requirements? If yes, please explain.

No

7. Is this a federally mandated program? If yes, please explain.

No

CORE DECISION ITEM

Department: Economic Development					Budget Unit <u>43125C</u>				
Division: Strategy and Performance									
Core: Broadband Grants					HB Section <u>7.115</u>				
1. CORE FINANCIAL SUMMARY									
FY 2024 Budget Request					FY 2024 Governor's Recommendation				
	GR	Federal	Other	Total		GR	Federal	Other	Total
PS	0	80,458	0	80,458	PS	0	80,458	0	80,458
EE	0	6,985,485	0	6,985,485	EE	0	6,985,485	0	6,985,485
PSD	0	21,017,355	0	21,017,355	PSD	0	21,017,355	0	21,017,355
TRF	0	0	0	0	TRF	0	0	0	0
Total	0	28,083,298	0	28,083,298	Total	0	28,083,298	0	28,083,298
FTE	0.00	1.00	0.00	1.00	FTE	0.00	1.00	0.00	1.00
Est. Fringe	0	44,937	0	44,937	Est. Fringe	0	44,937	0	44,937
<i>Note: Fringes budgeted in House Bill 5 except for certain fringes budgeted directly to MoDOT, Highway Patrol, and Conservation.</i>					<i>Note: Fringes budgeted in House Bill 5 except for certain fringes budgeted directly to MoDOT, Highway Patrol, and Conservation.</i>				
Other Funds:					Other Funds:				
2. CORE DESCRIPTION									
<p>In 2022, Missouri was awarded a broadband infrastructure grant through the National Telecommunications and Information Administration (NTIA) Broadband Infrastructure Program (BIP). Missouri received applications from providers and combined them into one application. The awarded partnership included 9 providers and 19 project areas connecting 13,897 new and improved connections. The Office of Broadband Development (OBD) will support the recipients, ensure compliance, validate the technology is deployed, and celebrate successful completion of the projects.</p> <p>The Missouri Broadband Grant Program will sunset on August 28, 2027.</p> <p>The Bipartisan Infrastructure Law, known as the Infrastructure Investment and Jobs Act (IIJA), Public Law 117-58. OBD will apply and take part in two of the four IIJA broadband programs; the Broadband Equity, Access, and Deployment (BEAD) program and the Digital Equity Act (DEA). The BEAD program includes \$42.45 billion (to be divided among states and territories), which provides funding for grants for broadband planning, deployment, mapping, equity, and adoption activities. The DEA program provides \$2.75 billion (divided among states and territories) to further advance federal goals relating to digital equity and digital inclusion.</p>									
3. PROGRAM LISTING (list programs included in this core funding)									
Broadband Grant Program									

CORE DECISION ITEM

Department: Economic Development	Budget Unit <u>43125C</u>
Division: Strategy and Performance	
Core: Broadband Grants	HB Section <u>7.115</u>

4. FINANCIAL HISTORY

	FY 2020 Actual	FY 2021 Actual	FY 2022 Actual	FY 2023 Current Yr.
Appropriation (All Funds)	5,000,000	0	10,000,000	49,244,338
Less Reverted (All Funds)	(150,000)	0	0	0
Less Restricted (All Funds)*	(1,800,000)	0	0	0
Budget Authority (All Funds)	3,050,000	0	10,000,000	49,244,338
Actual Expenditures (All Funds)	3,050,000	0	0	N/A
Unexpended (All Funds)	0	0	10,000,000	N/A
Unexpended, by Fund:				
General Revenue	0	0	0	N/A
Federal	0	0	10,000,000	N/A
Other	0	0	0	N/A

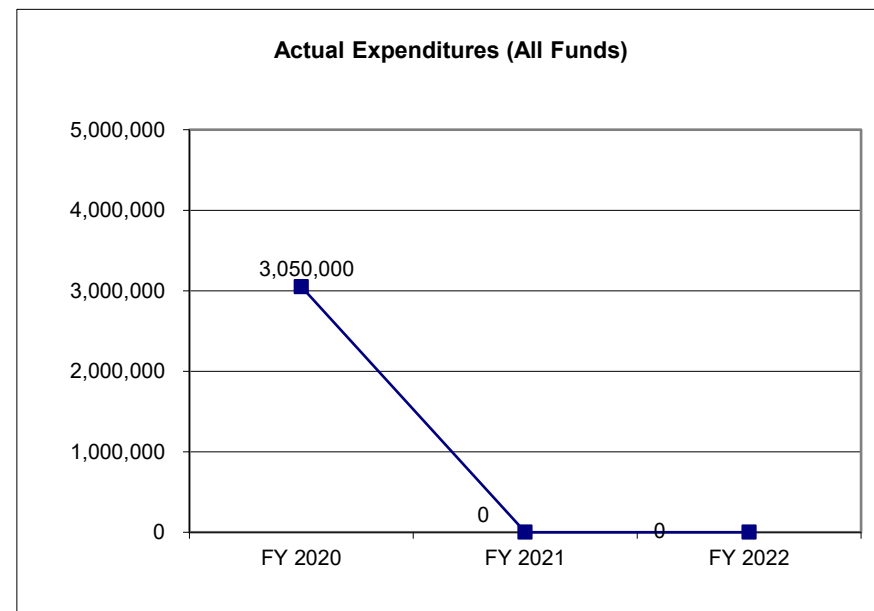
(1)

*Restricted amount is as of: _____

Reverted includes Governor's standard 3 percent reserve (when applicable).

Restricted includes any extraordinary expenditure restrictions (when applicable).

NOTES: (1) OBD asked for \$10 million spending authority in FY2022 in anticipation of an NTIA BIP Award. The award announcement was delayed from November 2021 to April 2022. When the announcements were made, Missouri received \$42.1 million. The award was announced late in FY2022. However, due to delays in NTIA finalizing the agreements, Missouri did not receive funds from NTIA in FY2022. OBD anticipates expending approximately half of these funds in FY2023, with the remaining half being expended in FY2024.



CORE RECONCILIATION DETAIL

**DEPARTMENT OF ECONOMIC DEVELOPMENT
RURAL BROADBAND GRANT**

5. CORE RECONCILIATION DETAIL

		Budget Class	FTE	GR	Federal	Other	Total	Explanation
TAFP AFTER VETOES								
		PS	1.00	0	80,458	0	80,458	
		EE	0.00	0	6,985,485	0	6,985,485	
		PD	0.00	0	42,178,395	0	42,178,395	
		Total	1.00	0	49,244,338	0	49,244,338	
DEPARTMENT CORE ADJUSTMENTS								
Core Reduction	1372 8034	PD	0.00	0	(21,161,040)	0	(21,161,040)	Core reduction
NET DEPARTMENT CHANGES			0.00	0	(21,161,040)	0	(21,161,040)	
DEPARTMENT CORE REQUEST								
		PS	1.00	0	80,458	0	80,458	
		EE	0.00	0	6,985,485	0	6,985,485	
		PD	0.00	0	21,017,355	0	21,017,355	
		Total	1.00	0	28,083,298	0	28,083,298	
GOVERNOR'S RECOMMENDED CORE								
		PS	1.00	0	80,458	0	80,458	
		EE	0.00	0	6,985,485	0	6,985,485	
		PD	0.00	0	21,017,355	0	21,017,355	
		Total	1.00	0	28,083,298	0	28,083,298	

Department of Economic Development

DECISION ITEM SUMMARY

Budget Unit								
Decision Item	FY 2022	FY 2022	FY 2023	FY 2023	FY 2024	FY 2024	FY 2024	FY 2024
Budget Object Summary	ACTUAL	ACTUAL	BUDGET	BUDGET	DEPT REQ	DEPT REQ	GOV REC	GOV REC
Fund	DOLLAR	FTE	DOLLAR	FTE	DOLLAR	FTE	DOLLAR	FTE
RURAL BROADBAND GRANT								
CORE								
PERSONAL SERVICES								
DED-ED PROGRAMS-FEDERAL OTHER	0	0.00	25,871	0.00	25,871	0.00	25,871	0.00
DED FEDERAL STIMULUS	0	0.00	54,587	1.00	54,587	1.00	54,587	1.00
TOTAL - PS	0	0.00	80,458	1.00	80,458	1.00	80,458	1.00
EXPENSE & EQUIPMENT								
DED-ED PROGRAMS-FEDERAL OTHER	0	0.00	6,974,129	0.00	6,974,129	0.00	6,974,129	0.00
DED FEDERAL STIMULUS	0	0.00	11,356	0.00	11,356	0.00	11,356	0.00
TOTAL - EE	0	0.00	6,985,485	0.00	6,985,485	0.00	6,985,485	0.00
PROGRAM-SPECIFIC								
DED FEDERAL STIMULUS	0	0.00	42,178,395	0.00	21,017,355	0.00	21,017,355	0.00
TOTAL - PD	0	0.00	42,178,395	0.00	21,017,355	0.00	21,017,355	0.00
TOTAL	0	0.00	49,244,338	1.00	28,083,298	1.00	28,083,298	1.00
Pay Plan - 0000012								
PERSONAL SERVICES								
DED-ED PROGRAMS-FEDERAL OTHER	0	0.00	0	0.00	0	0.00	2,251	0.00
DED FEDERAL STIMULUS	0	0.00	0	0.00	0	0.00	4,749	0.00
TOTAL - PS	0	0.00	0	0.00	0	0.00	7,000	0.00
TOTAL	0	0.00	0	0.00	0	0.00	7,000	0.00
Broadband IIJA Auth Increase - 1419012								
EXPENSE & EQUIPMENT								
DED-ED PROGRAMS-FEDERAL OTHER	0	0.00	0	0.00	174,255	0.00	174,255	0.00
TOTAL - EE	0	0.00	0	0.00	174,255	0.00	174,255	0.00
PROGRAM-SPECIFIC								
DED-ED PROGRAMS-FEDERAL OTHER	0	0.00	0	0.00	247,481,957	0.00	247,481,957	0.00
TOTAL - PD	0	0.00	0	0.00	247,481,957	0.00	247,481,957	0.00
TOTAL	0	0.00	0	0.00	247,656,212	0.00	247,656,212	0.00
GRAND TOTAL	\$0	0.00	\$49,244,338	1.00	\$275,739,510	1.00	\$275,746,510	1.00

1/11/23 10:08

im_disummary

Department of Economic Development

DECISION ITEM DETAIL

Budget Unit	FY 2022	FY 2022	FY 2023	FY 2023	FY 2024	FY 2024	FY 2024	FY 2024
Decision Item	ACTUAL	ACTUAL	BUDGET	BUDGET	DEPT REQ	DEPT REQ	GOV REC	GOV REC
Budget Object Class	DOLLAR	FTE	DOLLAR	FTE	DOLLAR	FTE	DOLLAR	FTE
RURAL BROADBAND GRANT								
CORE								
GRANTS SPECIALIST	0	0.00	80,458	1.00	80,458	1.00	80,458	1.00
TOTAL - PS	0	0.00	80,458	1.00	80,458	1.00	80,458	1.00
TRAVEL, IN-STATE	0	0.00	5,250	0.00	5,250	0.00	5,250	0.00
TRAVEL, OUT-OF-STATE	0	0.00	2,250	0.00	2,250	0.00	2,250	0.00
SUPPLIES	0	0.00	563	0.00	563	0.00	563	0.00
PROFESSIONAL DEVELOPMENT	0	0.00	2,250	0.00	2,250	0.00	2,250	0.00
COMMUNICATION SERV & SUPP	0	0.00	1,440	0.00	1,440	0.00	1,440	0.00
PROFESSIONAL SERVICES	0	0.00	6,968,450	0.00	6,968,450	0.00	6,968,450	0.00
COMPUTER EQUIPMENT	0	0.00	3,015	0.00	3,015	0.00	3,015	0.00
OFFICE EQUIPMENT	0	0.00	2,267	0.00	2,267	0.00	2,267	0.00
TOTAL - EE	0	0.00	6,985,485	0.00	6,985,485	0.00	6,985,485	0.00
PROGRAM DISTRIBUTIONS	0	0.00	42,178,395	0.00	21,017,355	0.00	21,017,355	0.00
TOTAL - PD	0	0.00	42,178,395	0.00	21,017,355	0.00	21,017,355	0.00
GRAND TOTAL	\$0	0.00	\$49,244,338	1.00	\$28,083,298	1.00	\$28,083,298	1.00
GENERAL REVENUE	\$0	0.00	\$0	0.00	\$0	0.00	\$0	0.00
FEDERAL FUNDS	\$0	0.00	\$49,244,338	1.00	\$28,083,298	1.00	\$28,083,298	1.00
OTHER FUNDS	\$0	0.00	\$0	0.00	\$0	0.00	\$0	0.00

PROGRAM DESCRIPTION

Department: Economic Development

HB Section(s): 7.115

Program Name: Broadband Grants

Program is found in the following core budget(s): Broadband Grants

1a. What strategic priority does this program address?

Customer Centric

1b. What does this program do?

In 2022, Missouri was awarded a broadband infrastructure grant through the National Telecommunications and Information Administration (NTIA) Broadband Infrastructure Program (BIP). Missouri received applications from providers and combined them into one application. The awarded partnership included 9 providers and 19 project areas connecting 13,897 new and improved connections. The Office of Broadband Development (OBD) will support the recipients, ensure compliance, validate the technology is deployed, and celebrate successful completion of the projects. The Missouri Broadband Grant Program will sunset on August 28, 2027.

The Bipartisan Infrastructure Law, known as the Infrastructure Investment and Jobs Act (IIJA), Public Law 117-58. OBD will apply and take part in two of the four IIJA broadband programs; the Broadband Equity, Access, and Deployment (BEAD) program and the Digital Equity Act (DEA). The BEAD program includes \$42.45 billion (to be divided among states and territories), which provides funding for grants for broadband planning, deployment, mapping, equity, and adoption activities. The DEA program provides \$2.75 billion (divided among states and territories) to further advance federal goals relating to digital equity and digital inclusion.

2a. Provide an activity measure(s) for the program.

	FY2020 Actual	FY2021 Projected	FY2021 Actual	FY2022 Projected	FY2022 Actual	FY2023 Projected	FY2024 Projected	FY2025 Projected
Review and evaluate grant applicants	40	0	0	44	41	0	275	275
Award broadband grants/projects	16	0	0	15	19	0	75	75
Manage, announce, and close-out projects	0	16	15	0	0	19	0	35

Note 1: No applicants are anticipated in FY2023 since broadband grant program activity is expected to shift to ARPA programs in HB 20.

Note 2: IIJA funded broadband applications will begin in FY2024 with the initial funding for the BEAD program. BEAD will continue to fund broadband project until calendar year 2027 (FY2028). Projections based on the assumption that the FY2024 NDI will be approved.

Note 3: The final activity measure encompasses the overall management of the program overseeing project milestones, ensuring quality, and validating installation of proposed technology.

PROGRAM DESCRIPTION

Department: Economic Development

HB Section(s): 7.115

Program Name: Broadband Grants

Program is found in the following core budget(s): Broadband Grants

2b. Provide a measure(s) of the program's quality.

	FY2020 Actual	FY2021 Projected	FY2021 Actual	FY2022 Projected	FY2022 Actual	FY2023 Projected	FY2024 Projected	FY2025 Projected
Percent of grant connections exceeding 25/3 Mbps	94%	0%	0%	100%	100%	0%	100%	100%
Days from grant submittal to awards	101	0	0	180	193	0	90	90

Note 1: NTIA Broadband Infrastructure Program required minimum thresholds for project funding of 100 Megabits per second (Mbps) download, 20 Mbps upload. IIJA funded broadband project will require 100/100 Mbps in order to receive funding. The state has defined the baseline speed to be classified as high speed internet as 25 Megabits per second (Mbps) download, 3 Mbps upload, as such efforts will be made to track the percentage of connections exceeding 25/3 funded by the grant.


Note 2: The program's quality will be also be measured in its ability to evaluate, rank, complete the challenge process, and announce grant awards.

Note 3: No applicants are anticipated in FY2023 since broadband grant program activity is expected to shift to ARPA-related programs.

Note 4: In FY2024, OBD will begin facilitate broadband projects using IIJA BEAD and DEA Funding.

Note 5: Projected days from grant submittal to awards in FY2022 were higher than originally anticipated due to intense demand for NTIA funds across nation.

2c. Provide a measure(s) of the program's impact.



Note 1: Total number of connections refer to those who will have the opportunity to access the new broadband infrastructure (counted at time of project award). Connections include businesses, farms, important community institutions, and households. Missouri is technology neutral and could experience higher amount of potential connections.

Note 2: The Missouri Broadband Grant program did not receive an appropriation in FY2021, and, therefore, did not have a base, stretch or actual connections due to lack of funding.

Note 3: In FY2022, the Department received \$10 million in spending authority for the anticipated federal resources; however, NTIA's award timeline was delayed into CY2022. FY2022 connections reflect the final award (\$42,241,427.11) from NTIA BIP to Missouri projects.

Note 4: No connections are anticipated in FY2023 since broadband grant program activity is expected to shift to ARPA-related programs.

Note 5: FY2024 and FY2025 projections assume NTIA BEAD and DEA NDI approval.

PROGRAM DESCRIPTION

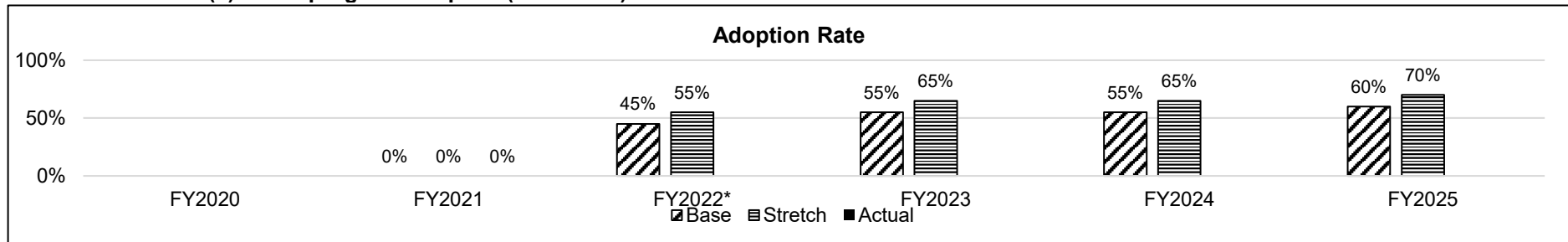
Department: Economic Development

HB Section(s): 7.115

Program Name: Broadband Grants

Program is found in the following core budget(s): Broadband Grants

2c. Provide a measure(s) of the program's impact. (continued)



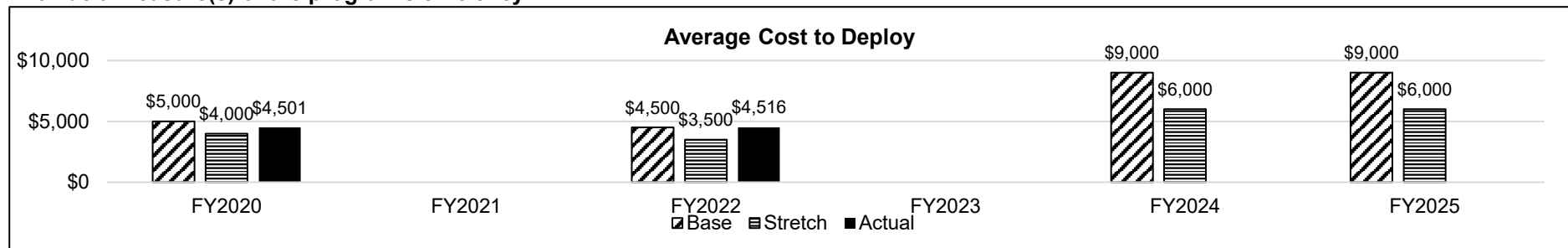
Note 1: Adoption rate is expressed as a percentage on total number of actual subscribers to the newly built and/or expanded broadband service divided by the number of proposed connections. Deploying new broadband infrastructure increases access, but the real impact for economic opportunity exists when the adoption rate is high. Exceeding these benchmarks will assist broadband providers in projecting future rehabilitation and expansion projects.

Note 2: The Missouri Broadband Grant program did not receive an appropriation in FY2021, and, therefore, did not have a base, stretch or actual connections due to lack of funding.

Note 3: *Adoption rate relating to the NTIA BIP award won't be known until after the projects are completed (projected in mid calendar year 2023).

Note 4: FY2024 and 2025 projections assume NTIA BEAD and DEA NDI approval.

2d. Provide a measure(s) of the program's efficiency.



Note 1: The average cost per passing of \$5,000 was utilized from anecdotal research of benchmark states. The inaugural round of the broadband grant program, awarded to sixteen projects in April 2020 yielded an average cost per passing of \$4,501. The cost to deploy will be catalogued during each grant review cycle and will be benchmarked over time.

Note 2: The Missouri Broadband Grant program did not receive an appropriation in FY2021, and, therefore, did not have a base, stretch or actual connections due to lack of funding.

Note 3: FY2022 based on the NTIA BIP Award. (Projects were awarded in March of 2022 and hope to be completed in early FY2024.)

Note 4: No connections are anticipated in FY2023 since broadband grant program activity is expected to shift to ARPA programs in HB 20. Thus, average cost to deploy not included for those fiscal years.

Note 5: In FY2024, Broadband funding will switch to IIJA BEAD and DEA.

Note 6: FY2024 and FY2025 projections assume NTIA BEAD and DEA NDI approval.

Note 7: FY2024 and FY2025 projections are based on initial application received for the ARPA funded Infrastructure grant program. The increase in cost per passing reflects inflation in the cost of deployment as well as projects reaching being located in areas which are more difficult to develop.

PROGRAM DESCRIPTION


Department: **Economic Development**

HB Section(s): **7.115**

Program Name: **Broadband Grants**

Program is found in the following core budget(s): **Broadband Grants**

3. Provide actual expenditures for the prior three fiscal years and planned expenditures for the current fiscal year. (Note: Amounts do not include fringe benefit costs.)



4. What are the sources of the "Other " funds?

N/A

5. What is the authorization for this program, i.e., federal or state statute, etc.? (Include the federal program number, if applicable.)

NTIA Broadband Infrastructure Program (11.031), Section 620.2450, RSMo (Missouri Broadband State Grant Program), and the Bipartisan Infrastructure Law, known as the Infrastructure Investment and Jobs Act (IIJA), Public Law 117-58.

6. Are there federal matching requirements? If yes, please explain.

No.

7. Is this a federally mandated program? If yes, please explain.

No.

NEW DECISION ITEM
RANK: 8 OF 17

Department: Economic Development	Budget Unit	43125C
Division: Strategy and Performance		
DI Name: Increase to Broadband IJA Authority	DI#1419012	HB Section
		7.115

1. AMOUNT OF REQUEST

	FY 2024 Budget Request			
	GR	Federal	Other	Total
PS	0	0	0	0
EE	0	174,255	0	174,255
PSD	0	247,481,957	0	247,481,957
TRF	0	0	0	0
Total	0	247,656,212	0	247,656,212
FTE	0.00	0.00	0.00	0.00

Est. Fringe	0	0	0	0
-------------	---	---	---	---

Note: Fringes budgeted in House Bill 5 except for certain fringes budgeted directly to MoDOT, Highway Patrol, and Conservation.

Federal Funds: Department of Economic Development Federal Fund (0129)

	FY 2024 Governor's Recommendation			
	GR	Federal	Other	Total
PS	0	0	0	0
EE	0	174,255	0	174,255
PSD	0	247,481,957	0	247,481,957
TRF	0	0	0	0
Total	0	247,656,212	0	247,656,212
FTE	0.00	0.00	0.00	0.00

Est. Fringe	0	0	0	0
-------------	---	---	---	---

Note: Fringes budgeted in House Bill 5 except for certain fringes budgeted directly to MoDOT, Highway Patrol, and Conservation.

Federal Funds: Department of Economic Development Federal Fund (0129)

2. THIS REQUEST CAN BE CATEGORIZED AS:

<input type="checkbox"/> New Legislation	<input type="checkbox"/> New Program	<input type="checkbox"/> Fund Switch
<input type="checkbox"/> Federal Mandate	<input checked="" type="checkbox"/> Program Expansion	<input type="checkbox"/> Cost to Continue
<input type="checkbox"/> GR Pick-Up	<input type="checkbox"/> Space Request	<input type="checkbox"/> Equipment Replacement
<input type="checkbox"/> Pay Plan	<input type="checkbox"/> Other:	

3. WHY IS THIS FUNDING NEEDED? PROVIDE AN EXPLANATION FOR ITEMS CHECKED IN #2. INCLUDE THE FEDERAL OR STATE STATUTORY OR CONSTITUTIONAL AUTHORIZATION FOR THIS PROGRAM.

The Bipartisan Infrastructure Law, known as the Infrastructure Investment and Jobs Act (IIJA), Public Law 117-58 allocated \$48.2 billion to the National Telecommunications and Information Administration (NTIA). The Office of Broadband Development (OBD) will apply and take part in two of the four IIJA broadband programs; the Broadband Equity, Access, and Deployment (BEAD) program and the Digital Equity Act (DEA). The BEAD program includes \$42.45 billion (to be divided among states and territories), which provides funding for grants for broadband planning, deployment, mapping, equity, and adoption activities. The DEA program provides \$2.75 billion (divided among states and territories) to further advance federal goals relating to digital equity and digital inclusion.

NEW DECISION ITEM
RANK: 8 OF 17

Department: <u>Economic Development</u>	Budget Unit <u>43125C</u>
Division: <u>Strategy and Performance</u>	
DI Name: <u>Increase to Broadband IJA Authority</u> <u>DI#1419012</u>	HB Section <u>7.115</u>

4. DESCRIBE THE DETAILED ASSUMPTIONS USED TO DERIVE THE SPECIFIC REQUESTED AMOUNT. (How did you determine that the requested number of FTE were appropriate? From what source or standard did you derive the requested levels of funding? Were alternatives such as outsourcing or automation considered? If based on new legislation, does request tie to TAFP fiscal note? If not, explain why. Detail which portions of the request are one-times and how those amounts were calculated.)

For broadband, the OBD estimates they will receive \$827,338 in DEA and \$2,147,304.59 in BEAD planning funds. The majority of these funds will be expended from October 2022 through October 2023. These planning efforts will lead to OBD's application for the full funding from the BEAD and DEA programs. This could secure as much as \$1.18 Billion in BEAD and \$24,171,446 in DEA funds. The lump sum of both of these funds will be expended over several fiscal years (2023-2028). OBD is requesting an increase totaling \$247,634,049 in FY2024 spending authority .

In FY2025, OBD estimates needing an additional \$680,035,760 in spending authority, which will then decrease over the remaining five Fiscal Years.

5. BREAK DOWN THE REQUEST BY BUDGET OBJECT CLASS, JOB CLASS, AND FUND SOURCE. IDENTIFY ONE-TIME COSTS.

Budget Object Class/Job Class	Dept Req GR DOLLARS	Dept Req GR FTE	Dept Req FED DOLLARS	Dept Req FED FTE	Dept Req OTHER DOLLARS	Dept Req OTHER FTE	Dept Req TOTAL DOLLARS	Dept Req TOTAL FTE	Dept Req One-Time DOLLARS
							0		
							0	0.0	
Total PS	0	0.0	0	0.0	0	0.0	0	0.0	0
140/Travel, In-State			22,163				22,163		
160/Travel, Out-State			10,042				10,042		
190/Supplies			10,300				10,300		
400/Professional Services			131,750				131,750		
Total EE	0		174,255		0		174,255		0
Program Distributions			247,481,957				247,481,957		
Total PSD	0		247,481,957		0		247,481,957		0
Transfers									
Total TRF	0		0		0		0		0
Grand Total	0	0.0	247,656,212	0.0	0	0.0	247,656,212	0.0	0

NEW DECISION ITEM
RANK: 8 OF 17

Department: Economic Development			Budget Unit <u>43125C</u>						
Division: Strategy and Performance									
DI Name: Increase to Broadband IJA Authority			DI#1419012			HB Section <u>7.115</u>			
Budget Object Class/Job Class	Gov Rec GR DOLLARS	Gov Rec GR FTE	Gov Rec FED DOLLARS	Gov Rec FED FTE	Gov Rec OTHER DOLLARS	Gov Rec OTHER FTE	Gov Rec TOTAL DOLLARS	Gov Rec TOTAL FTE	Gov Rec One-Time DOLLARS
							0		
							0	0.0	
Total PS	0	0.0	0	0.0	0	0.0	0	0.0	0
140/Travel, In-State			22,163				22,163		
160/Travel, Out-State			10,042				10,042		
190/Supplies			10,300				10,300		
400/Professional Services			131,750				131,750		
Total EE	0		174,255		0		174,255		0
Program Distributions			247,481,957				247,481,957		
Total PSD	0		247,481,957		0		247,481,957		0
Transfers									
Total TRF	0		0		0		0		0
Grand Total	0	0.0	247,656,212	0.0	0	0.0	247,656,212	0.0	0

NEW DECISION ITEM
RANK: 8 OF 17

Department: <u>Economic Development</u>	Budget Unit <u>43125C</u>
Division: <u>Strategy and Performance</u>	
DI Name: <u>Increase to Broadband IJA Authority</u> <u>DI#1419012</u>	HB Section <u>7.115</u>

6. PERFORMANCE MEASURES (If new decision item has an associated core, separately identify projected performance with & without additional funding.)

6a. Provide an activity measure(s) for the program.

Access (BEAD): Number of grants reviewed, Number of awarded grants/projects, Projects closed
Equity (DEA): Grants reviewed, projects awarded

6b. Provide a measure(s) of the program's quality.

Access: Connections exceeding 100/20
Equity: impact of partner programs, how many people, customer survey of end user of DEA programing

6c. Provide a measure(s) of the program's impact.

Access: Connections, Adoption Rate, # of Missourian's lacking service
Equity: Impressions through literacy programing, adoption of affordability programs, affordable devises delivered , are the end users now connecting in a higher manner.

6d. Provide a measure(s) of the program's efficiency.

Access: Average Cost to deploy
Equity: grant funds per impression

7. STRATEGIES TO ACHIEVE THE PERFORMANCE MEASUREMENT TARGETS:

In summer of 2022 OBD applied for both BEAD and DEA planning funding. Through the winter of 2022 and the spring of 2023 the OBD team will partner with the University of Missouri and the Regional Planning Commissions to do extensive public engagement. Through these effort we will develop a substantial baseline of the challenges and assets of the state relating to broadband availability and digital equity.

As early as FY2023, OBD will begin fully engaging in the BEAD process in an attempt to bring broadband service to all Missourians lacking quality access. We will receive 20% of our full allocation and plan to begin a competitive grant round partnering with providers to bring service to unserved Missourians. Shortly after we will develop our 5 year multi-step plan to bring service across the state.

Full DEA funding is expected to come to Missouri in FY2024. These funds will go toward funding efforts to assist in addressing affordability and digital literacy. Over the next 5 years OBD will fund grants working with entities that work in this spaces to ensure everyone has the opportunity to fully engage in the digital world.

Department of Economic Development

DECISION ITEM DETAIL

Budget Unit	FY 2022	FY 2022	FY 2023	FY 2023	FY 2024	FY 2024	FY 2024	FY 2024
Decision Item	ACTUAL	ACTUAL	BUDGET	BUDGET	DEPT REQ	DEPT REQ	GOV REC	GOV REC
Budget Object Class	DOLLAR	FTE	DOLLAR	FTE	DOLLAR	FTE	DOLLAR	FTE
RURAL BROADBAND GRANT								
Broadband IIJA Auth Increase - 1419012								
TRAVEL, IN-STATE	0	0.00	0	0.00	22,163	0.00	22,163	0.00
TRAVEL, OUT-OF-STATE	0	0.00	0	0.00	10,042	0.00	10,042	0.00
SUPPLIES	0	0.00	0	0.00	10,300	0.00	10,300	0.00
PROFESSIONAL SERVICES	0	0.00	0	0.00	131,750	0.00	131,750	0.00
TOTAL - EE	0	0.00	0	0.00	174,255	0.00	174,255	0.00
PROGRAM DISTRIBUTIONS	0	0.00	0	0.00	247,481,957	0.00	247,481,957	0.00
TOTAL - PD	0	0.00	0	0.00	247,481,957	0.00	247,481,957	0.00
GRAND TOTAL	\$0	0.00	\$0	0.00	\$247,656,212	0.00	\$247,656,212	0.00
GENERAL REVENUE	\$0	0.00	\$0	0.00	\$0	0.00	\$0	0.00
FEDERAL FUNDS	\$0	0.00	\$0	0.00	\$247,656,212	0.00	\$247,656,212	0.00
OTHER FUNDS	\$0	0.00	\$0	0.00	\$0	0.00	\$0	0.00

NEW DECISION ITEM
RANK: 9 OF 17

Department: Economic Development	Budget Unit 43129C
Division: Strategy and Performance	
DI Name: IIJA Smart Manufacturing Technologies DI#1419014	HB Section 7.116

1. AMOUNT OF REQUEST

	FY 2024 Budget Request			
	GR	Federal	Other	Total
PS	0	0	0	0
EE	0	0	0	0
PSD	0	1,000,000	0	1,000,000
TRF	0	0	0	0
Total	0	1,000,000	0	1,000,000
FTE	0.00	0.00	0.00	0.00

Est. Fringe	0	0	0	0
--------------------	---	---	---	---

Note: Fringes budgeted in House Bill 5 except for certain fringes budgeted directly to MoDOT, Highway Patrol, and Conservation.

Federal Funds: Department of Economic Development Federal Fund (0129)

	FY 2024 Governor's Recommendation			
	GR	Federal	Other	Total
PS	0	0	0	0
EE	0	0	0	0
PSD	0	1,000,000	0	1,000,000
TRF	0	0	0	0
Total	0	1,000,000	0	1,000,000
FTE	0.00	0.00	0.00	0.00

Est. Fringe	0	0	0	0
--------------------	---	---	---	---

Note: Fringes budgeted in House Bill 5 except for certain fringes budgeted directly to MoDOT, Highway Patrol, and Conservation.

Federal Funds: Department of Economic Development Federal Fund (0129)

2. THIS REQUEST CAN BE CATEGORIZED AS:

<input checked="" type="checkbox"/> New Legislation	<input checked="" type="checkbox"/> New Program	<input type="checkbox"/> Fund Switch
<input type="checkbox"/> Federal Mandate	<input type="checkbox"/> Program Expansion	<input type="checkbox"/> Cost to Continue
<input type="checkbox"/> GR Pick-Up	<input type="checkbox"/> Space Request	<input type="checkbox"/> Equipment Replacement
<input type="checkbox"/> Pay Plan	<input type="checkbox"/> Other:	

3. WHY IS THIS FUNDING NEEDED? PROVIDE AN EXPLANATION FOR ITEMS CHECKED IN #2. INCLUDE THE FEDERAL OR STATE STATUTORY OR CONSTITUTIONAL AUTHORIZATION FOR THIS PROGRAM.

The Department of Economic Development (DED) is requesting the use of federal funds under the Infrastructure Investment and Jobs Act (IIJA) of 2021 (Public Law 117-58 H.R. 3684). IIJA includes \$50 million in funding for states to invest in smart manufacturing technologies. Information has not yet been released regarding how these funds will be allocated and how they should be spent. This NDI is to ensure DED has the appropriate spending authority should funds be received in this program.

NEW DECISION ITEM
RANK: 9 OF 17

Department: Economic Development	Budget Unit 43129C
Division: Strategy and Performance	
DI Name: IIJA Smart Manufacturing Technologies DI#1419014	HB Section 7.116

4. DESCRIBE THE DETAILED ASSUMPTIONS USED TO DERIVE THE SPECIFIC REQUESTED AMOUNT. (How did you determine that the requested number of FTE were appropriate? From what source or standard did you derive the requested levels of funding? Were alternatives such as outsourcing or automation considered? If based on new legislation, does request tie to TAFP fiscal note? If not, explain why. Detail which portions of the request are one-times and how those amounts were calculated.)

The funding request amount (\$1 million) was determined based on potential funding available to Missouri through IIJA.

5. BREAK DOWN THE REQUEST BY BUDGET OBJECT CLASS, JOB CLASS, AND FUND SOURCE. IDENTIFY ONE-TIME COSTS.

Budget Object Class/Job Class	Dept Req GR DOLLARS	Dept Req GR FTE	Dept Req FED DOLLARS	Dept Req FED FTE	Dept Req OTHER DOLLARS	Dept Req OTHER FTE	Dept Req TOTAL DOLLARS	Dept Req TOTAL FTE	Dept Req One-Time DOLLARS
							0		
							0	0.0	
Total PS	0	0.0	0	0.0	0	0.0	0	0.0	0
							0		
							0		
							0		
Total EE	0		0		0		0		0
Program Distributions			1,000,000				1,000,000		
Total PSD	0		1,000,000		0		1,000,000		0
Transfers									
Total TRF	0		0		0		0		0
Grand Total	0	0.0	1,000,000	0.0	0	0.0	1,000,000	0.0	0

NEW DECISION ITEM
RANK: 9 OF 17

Department: Economic Development			Budget Unit		43129C				
Division: Strategy and Performance									
DI Name: IIJA Smart Manufacturing Technologies		DI#1419014	HB Section		7.116				
Budget Object Class/Job Class	Gov Rec GR DOLLARS	Gov Rec GR FTE	Gov Rec FED DOLLARS	Gov Rec FED FTE	Gov Rec OTHER DOLLARS	Gov Rec OTHER FTE	Gov Rec TOTAL DOLLARS	Gov Rec TOTAL FTE	Gov Rec One-Time DOLLARS
							0		
							0	0.0	
Total PS	0	0.0	0	0.0	0	0.0	0	0.0	0
							0		
							0		
							0		
Total EE	0		0		0		0		0
Program Distributions			1,000,000				1,000,000		
Total PSD	0		1,000,000		0		1,000,000		0
Transfers									
Total TRF	0		0		0		0		0
Grand Total	0	0.0	1,000,000	0.0	0	0.0	1,000,000	0.0	0

NEW DECISION ITEM
RANK: 9 OF 17

Department: Economic Development	Budget Unit 43129C
Division: Strategy and Performance	
DI Name: IIJA Smart Manufacturing Technologies DI#1419014	HB Section 7.116

6. PERFORMANCE MEASURES (If new decision item has an associated core, separately identify projected performance with & without additional funding.)

6a. Provide an activity measure(s) for the program.

Share of funds allocated to Missouri

6b. Provide a measure(s) of the program's quality.

Number of partners engaged

6c. Provide a measure(s) of the program's impact.

Number of projects completed throughout the state

6d. Provide a measure(s) of the program's efficiency.

Days to effectively deploy funding

7. STRATEGIES TO ACHIEVE THE PERFORMANCE MEASUREMENT TARGETS:

DED will actively track the progress of the federal funding to ensure Missouri has the best opportunity to take advantage of available funds. If funds are secured, DED will engage relevant private and public sector partners throughout the state to determine the most effective way of deploying funds. Working alongside partners will allow DED to maximize the impact of the federal funding to Missouri as quickly as possible.

Department of Economic Development

DECISION ITEM DETAIL

Budget Unit	FY 2022	FY 2022	FY 2023	FY 2023	FY 2024	FY 2024	FY 2024	FY 2024
Decision Item	ACTUAL	ACTUAL	BUDGET	BUDGET	DEPT REQ	DEPT REQ	GOV REC	GOV REC
Budget Object Class	DOLLAR	FTE	DOLLAR	FTE	DOLLAR	FTE	DOLLAR	FTE
SMART MANUFACTURING TECH								
IIJA Smart Manufacturing Tech - 1419014								
PROGRAM DISTRIBUTIONS	0	0.00	0	0.00	1,000,000	0.00	1,000,000	0.00
TOTAL - PD	0	0.00	0	0.00	1,000,000	0.00	1,000,000	0.00
GRAND TOTAL	\$0	0.00	\$0	0.00	\$1,000,000	0.00	\$1,000,000	0.00
GENERAL REVENUE								
	\$0	0.00	\$0	0.00	\$0	0.00	\$0	0.00
FEDERAL FUNDS								
	\$0	0.00	\$0	0.00	\$1,000,000	0.00	\$1,000,000	0.00
OTHER FUNDS								
	\$0	0.00	\$0	0.00	\$0	0.00	\$0	0.00

CORE DECISION ITEM

Department: Economic Development					Budget Unit 43130C				
Division: Strategy and Performance									
Core: Office of the Military Advocate					HB Section 7.120				
1. CORE FINANCIAL SUMMARY									
FY 2024 Budget Request					FY 2024 Governor's Recommendation				
	GR	Federal	Other	Total		GR	Federal	Other	Total
PS	181,220	0	0	181,220	PS	181,220	0	0	181,220
EE	50,000	0	0	50,000	EE	50,000	0	0	50,000
PSD	390,120	0	0	390,120	PSD	390,120	0	0	390,120
TRF	0	0	0	0	TRF	0	0	0	0
Total	621,340	0	0	621,340	Total	621,340	0	0	621,340
FTE	1.50	0.00	0.00	1.50	FTE	1.50	0.00	0.00	1.50
Est. Fringe	89,488	0	0	89,488	Est. Fringe	89,488	0	0	89,488
<i>Note: Fringes budgeted in House Bill 5 except for certain fringes budgeted directly to MoDOT, Highway Patrol, and Conservation.</i>					<i>Note: Fringes budgeted in House Bill 5 except for certain fringes budgeted directly to MoDOT, Highway Patrol, and Conservation.</i>				
Other Funds:					Other Funds:				
2. CORE DESCRIPTION									
<p>The Office of the Military Advocate (including consultants working on behalf of the Military Advocate), and the Missouri Military Preparedness and Enhancement Commission (MMPEC), work in concert with governments and private sector stakeholders around the state and nation on strategies to achieve the following goals:</p> <ul style="list-style-type: none"> • Preserve and enhance the military installations, missions and defense agencies located in Missouri; • Create a more supportive environment for military Service members and their families; and • Support the retention and growth of Missouri's defense and national security businesses. <p>A high priority of the program is to continue to work with Missouri's military installations and defense agencies, and the Missouri communities in which they operate, to prepare for possible cuts in the federal defense budget in FY2023, FY2024 and FY2025 and to anticipate and take advantage of military reorganizations. Additional priorities are to help Missouri defense and national security businesses increase their opportunities for expansion, increase the number of separating Service members who choose to live and work in Missouri, and better connect military spouses with job opportunities. MMPEC, a Governor-appointed commission, is required to prepare a biennial strategic plan, which sets goals for the Military Advocate and its consultants and tracks performance.</p>									
3. PROGRAM LISTING (list programs included in this core funding)									
Office of the Military Advocate									

CORE DECISION ITEM

Department: Economic Development	Budget Unit 43130C
Division: Strategy and Performance	
Core: Office of the Military Advocate	HB Section 7.120

4. FINANCIAL HISTORY

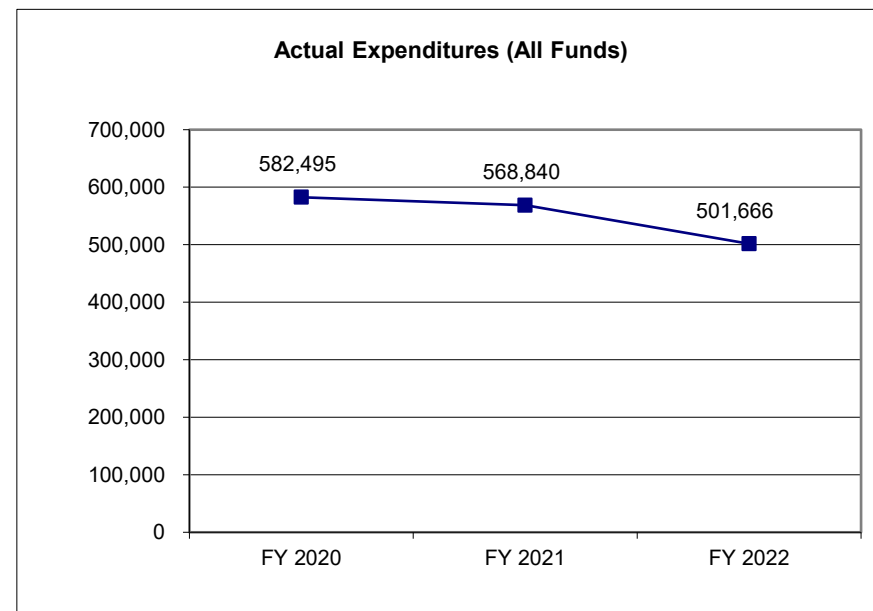
	FY 2020 Actual	FY 2021 Actual	FY 2022 Actual	FY 2022 Current Yr.
Appropriation (All Funds)	606,071	608,524	610,208	621,340
Less Reverted (All Funds)	(18,183)	(18,256)	(18,307)	(18,640)
Less Restricted (All Funds)*	0			
Budget Authority (All Funds)	587,888	590,268	591,901	602,700
Actual Expenditures (All Funds)	582,495	568,840	501,666	N/A
Unexpended (All Funds)	5,393	21,428	90,235	N/A
Unexpended, by Fund:				
General Revenue	5,393	21,428	90,235	N/A
Federal	0	0	0	N/A
Other	0	0	0	N/A
		(1)		

*Restricted amount is as of: _____

Reverted includes Governor's standard 3 percent reserve (when applicable).

Restricted includes any extraordinary expenditure restrictions (when applicable).

NOTES: (1) \$34,146 was restricted in July 2020, but was released in March 2021; therefore, not all funding was able to be expended.



CORE RECONCILIATION DETAIL

DEPARTMENT OF ECONOMIC DEVELOPMENT MILITARY ADVOCATE

5. CORE RECONCILIATION DETAIL

	Budget Class	FTE	GR	Federal	Other	Total	Explanation
TAFP AFTER VETOES							
	PS	1.50	181,220	0	0	181,220	
	EE	0.00	50,000	0	0	50,000	
	PD	0.00	390,120	0	0	390,120	
	Total	1.50	621,340	0	0	621,340	
DEPARTMENT CORE REQUEST							
	PS	1.50	181,220	0	0	181,220	
	EE	0.00	50,000	0	0	50,000	
	PD	0.00	390,120	0	0	390,120	
	Total	1.50	621,340	0	0	621,340	
GOVERNOR'S RECOMMENDED CORE							
	PS	1.50	181,220	0	0	181,220	
	EE	0.00	50,000	0	0	50,000	
	PD	0.00	390,120	0	0	390,120	
	Total	1.50	621,340	0	0	621,340	

Department of Economic Development

DECISION ITEM SUMMARY

Budget Unit								
Decision Item	FY 2022	FY 2022	FY 2023	FY 2023	FY 2024	FY 2024	FY 2024	FY 2024
Budget Object Summary	ACTUAL	ACTUAL	BUDGET	BUDGET	DEPT REQ	DEPT REQ	GOV REC	GOV REC
Fund	DOLLAR	FTE	DOLLAR	FTE	DOLLAR	FTE	DOLLAR	FTE
MILITARY ADVOCATE								
CORE								
PERSONAL SERVICES								
GENERAL REVENUE	137,497	1.83	181,220	1.50	181,220	1.50	181,220	1.50
TOTAL - PS	137,497	1.83	181,220	1.50	181,220	1.50	181,220	1.50
EXPENSE & EQUIPMENT								
GENERAL REVENUE	15,125	0.00	50,000	0.00	50,000	0.00	50,000	0.00
TOTAL - EE	15,125	0.00	50,000	0.00	50,000	0.00	50,000	0.00
PROGRAM-SPECIFIC								
GENERAL REVENUE	349,044	0.00	390,120	0.00	390,120	0.00	390,120	0.00
TOTAL - PD	349,044	0.00	390,120	0.00	390,120	0.00	390,120	0.00
TOTAL	501,666	1.83	621,340	1.50	621,340	1.50	621,340	1.50
Pay Plan - 0000012								
PERSONAL SERVICES								
GENERAL REVENUE	0	0.00	0	0.00	0	0.00	15,766	0.00
TOTAL - PS	0	0.00	0	0.00	0	0.00	15,766	0.00
TOTAL	0	0.00	0	0.00	0	0.00	15,766	0.00
Military Advocate Coordinator - 1419010								
PERSONAL SERVICES								
GENERAL REVENUE	0	0.00	0	0.00	61,808	1.00	0	0.00
TOTAL - PS	0	0.00	0	0.00	61,808	1.00	0	0.00
EXPENSE & EQUIPMENT								
GENERAL REVENUE	0	0.00	0	0.00	16,547	0.00	0	0.00
TOTAL - EE	0	0.00	0	0.00	16,547	0.00	0	0.00
TOTAL	0	0.00	0	0.00	78,355	1.00	0	0.00
GRAND TOTAL	\$501,666	1.83	\$621,340	1.50	\$699,695	2.50	\$637,106	1.50

1/11/23 10:08

im_disummary

FLEXIBILITY REQUEST FORM

BUDGET UNIT NUMBER: 43130C BUDGET UNIT NAME: Military Advocate HOUSE BILL SECTION: 7.120	DEPARTMENT: Economic Development DIVISION: Strategy and Performance
1. Provide the amount by fund of personal service flexibility and the amount by fund of expense and equipment flexibility you are requesting in dollar and percentage terms and explain why the flexibility is needed. If flexibility is being requested among divisions, provide the amount by fund of flexibility you are requesting in dollar and percentage terms and explain why the flexibility is needed.	
DEPARTMENT REQUEST	
<p>The department is requesting 5% flexibility between the Personal Service and/or Expense and Equipment appropriation. This flexibility is needed to ensure our ability to immediately address any identified operational modifications in order to provide the highest quality services to Missourians.</p> <p>- Military Advocate PS (0101) - \$181,220 x 5% = \$9,061 and Military Advocate EE (0101) - \$440,120 x 5% = \$22,006</p>	
2. Estimate how much flexibility will be used for the budget year. How much flexibility was used in the Prior Year Budget and the Current Year Budget? Please specify the amount.	
PRIOR YEAR ACTUAL AMOUNT OF FLEXIBILITY USED	CURRENT YEAR ESTIMATED AMOUNT OF FLEXIBILITY THAT WILL BE USED
\$0	Expenditures in PS and E&E will differ annually based on needs to cover operational expenses, address emergency and changing situations, etc.
3. Please explain how flexibility was used in the prior and/or current years.	
PRIOR YEAR EXPLAIN ACTUAL USE	CURRENT YEAR EXPLAIN PLANNED USE
N/A	N/A

Department of Economic Development

DECISION ITEM DETAIL

Budget Unit	FY 2022	FY 2022	FY 2023	FY 2023	FY 2024	FY 2024	FY 2024	FY 2024
Decision Item	ACTUAL	ACTUAL	BUDGET	BUDGET	DEPT REQ	DEPT REQ	GOV REC	GOV REC
Budget Object Class	DOLLAR	FTE	DOLLAR	FTE	DOLLAR	FTE	DOLLAR	FTE
MILITARY ADVOCATE								
CORE								
DESIGNATED PRINCIPAL ASST DIV	99,278	0.83	141,267	1.00	141,267	1.00	141,267	1.00
ECONOMIC DEVLPMNT PROFESSIONAL	38,219	1.00	39,953	0.50	39,953	0.50	39,953	0.50
TOTAL - PS	137,497	1.83	181,220	1.50	181,220	1.50	181,220	1.50
TRAVEL, IN-STATE	2,062	0.00	4,268	0.00	4,268	0.00	4,268	0.00
TRAVEL, OUT-OF-STATE	5,878	0.00	8,536	0.00	8,536	0.00	8,536	0.00
SUPPLIES	1,258	0.00	33,151	0.00	33,151	0.00	33,151	0.00
PROFESSIONAL DEVELOPMENT	1,153	0.00	41	0.00	41	0.00	41	0.00
COMMUNICATION SERV & SUPP	624	0.00	3,679	0.00	3,679	0.00	3,679	0.00
PROFESSIONAL SERVICES	53	0.00	20	0.00	20	0.00	20	0.00
OTHER EQUIPMENT	277	0.00	224	0.00	224	0.00	224	0.00
MISCELLANEOUS EXPENSES	3,820	0.00	81	0.00	81	0.00	81	0.00
TOTAL - EE	15,125	0.00	50,000	0.00	50,000	0.00	50,000	0.00
PROGRAM DISTRIBUTIONS	349,044	0.00	390,120	0.00	390,120	0.00	390,120	0.00
TOTAL - PD	349,044	0.00	390,120	0.00	390,120	0.00	390,120	0.00
GRAND TOTAL	\$501,666	1.83	\$621,340	1.50	\$621,340	1.50	\$621,340	1.50
GENERAL REVENUE	\$501,666	1.83	\$621,340	1.50	\$621,340	1.50	\$621,340	1.50
FEDERAL FUNDS	\$0	0.00	\$0	0.00	\$0	0.00	\$0	0.00
OTHER FUNDS	\$0	0.00	\$0	0.00	\$0	0.00	\$0	0.00

PROGRAM DESCRIPTION

Department: Economic Development

HB Section(s): 7.120

Program Name: Office of the Military Advocate

Program is found in the following core budget(s): Office of the Military Advocate

1a. What strategic priority does this program address?

Customer Centric

1b. What does this program do?

Leads state economic development efforts to:

- assist communities in preserving and enhancing military installations, missions and agencies;
- increase the number of transitioning military service members and families who stay in Missouri after separation;
- support the retention and growth of Missouri defense and national security businesses; and
- prepare for a Base Realignment and Closure (BRAC) process or a similar basing action that negatively impacts Missouri.

2a. Provide an activity measure(s) for the program.

	FY2020		FY2021		FY2022		FY2023	FY2024	FY2025
	Projected	Actual	Projected	Actual	Projected	Actual	Projected	Projected	Projected
Interactions with key military installation and agency influencers	100	83	120	90	120	95	100	110	120
Interactions with key Missouri defense businesses	24	29	35	29	36	16	25	30	35

Note 1: Measure 1 is calculated based on the number of in-person or telephone interactions with military and federal agency leaders, community support organizations, members of Congress, Congressional Committee staff, and leaders of advocacy and education organizations who are key to influencing whether military installations, agencies and missions are retained or grow in Missouri.

Note 2: Measure 2 was calculated based on the number of in-person and telephone interactions with Missouri defense businesses.

Note 3: FY2021 results impacted by Pandemic-reduced in-person contact; FY2022 results impacted by gap between the retirement of the former Missouri Military Advocate (September 2021) and the appointment of the new Missouri Military Advocate (January 2022).

PROGRAM DESCRIPTION

Department: Economic Development

HB Section(s): 7.120

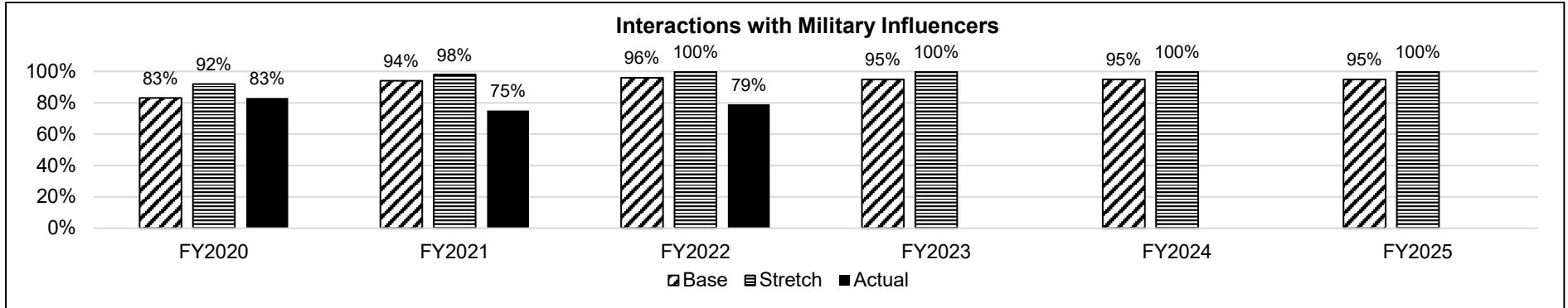
Program Name: Office of the Military Advocate

Program is found in the following core budget(s): Office of the Military Advocate

2b. Provide a measure(s) of the program's quality.

A new quality measure related to strategic plan approval is under development. Success occurs when the Missouri Military Preparedness and Enhancement Commission (MMPEC) approves and adopts the two-year strategic plan produced in partnership with the Missouri Military Advocate (MMA). The MMA intends to work with MMPEC to approve and adopt the 2023-2024 strategic plan in December 2022, thereby replacing the 2020-2022 plan. Updated plans and activities by the MMA are reviewed by MMPEC during quarterly MMPEC meetings.

2c. Provide a measure(s) of the program's impact.



Note 1: Reflects the percentage of the identified key influencers with whom the Missouri Military Advocate (MMA) and its consultants have in-person and telephone interactions regarding opportunities and threats related to Missouri military installations, agencies and missions. The contacts occur both inside and outside of Missouri and are aimed at building recognition of the military's importance in Missouri and to achieve specific outcomes as specified in the Military and Defense Strategic Plan.

Note 2: In FY2022 due to retirement of the previous MMA, a new MMA was appointed January 3, 2022. The new MMA has been identifying military and federal agency leaders, community/installation support organizations, members of Congress, professional staff of Congressional committees, and leaders of advocacy and education organizations who are key to influencing whether military installations, agencies and missions are retained or grow in Missouri. Most military services leadership positions have a regular cycle of turn-over. This cycle ensures stability in military leadership, but it requires diligence to continually build and re-build relationships with military decision makers. The expectation is that 95% of influencers will be contacted annually.

PROGRAM DESCRIPTION

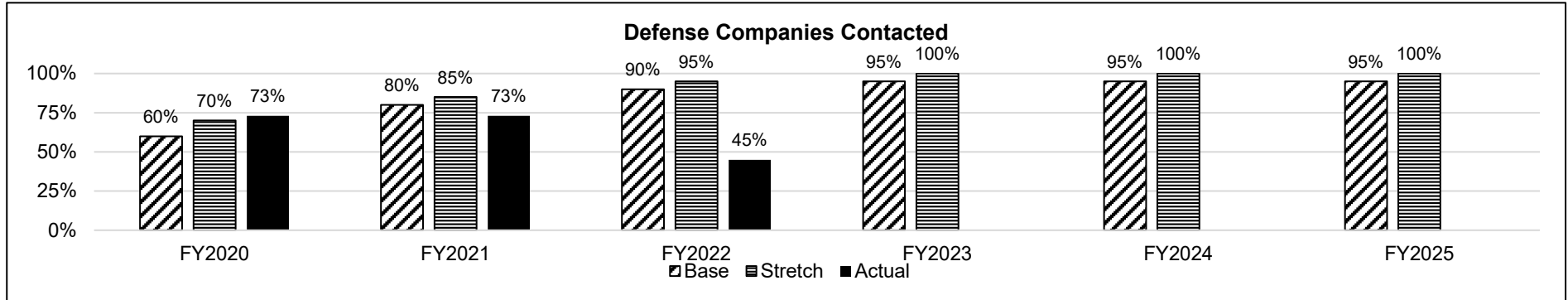
Department: Economic Development

HB Section(s): 7.120

Program Name: Office of the Military Advocate

Program is found in the following core budget(s): Office of the Military Advocate

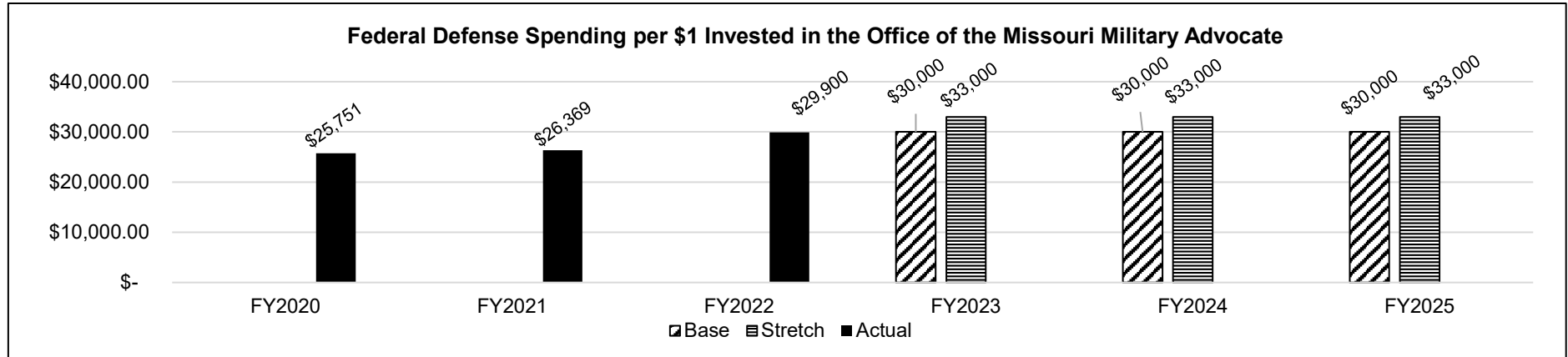
2c. Provide a measure(s) of the program's impact. (continued)



Note 1: Reflects the percentage of 40 Missouri defense companies where the Missouri Military Advocate (MMA) and its consultants have had at least one quality interaction with key influencers. Key influencers are those company leaders who can influence decisions regarding growth and expansion of defense business investments and/or jobs in Missouri.

Note 2: FY2022 results were impacted by the 4-month gap between the retirement of the former MMA and the appointment of the new MMA.

2d. Provide a measure(s) of the program's efficiency.



Note: This is a new measure for FY2023 comparing Missouri's Military Advocate spending compared to federal defense spending. According to Office of Local Defense Community Cooperation (OLDCC) annual reports, the Federal Defense spending in Missouri was \$15 billion in FY2020.

*OLDCC report has two year delay for reporting spending; thus, the federal spending for FY2021 and FY2022 has been estimated at \$15 billion.

PROGRAM DESCRIPTION

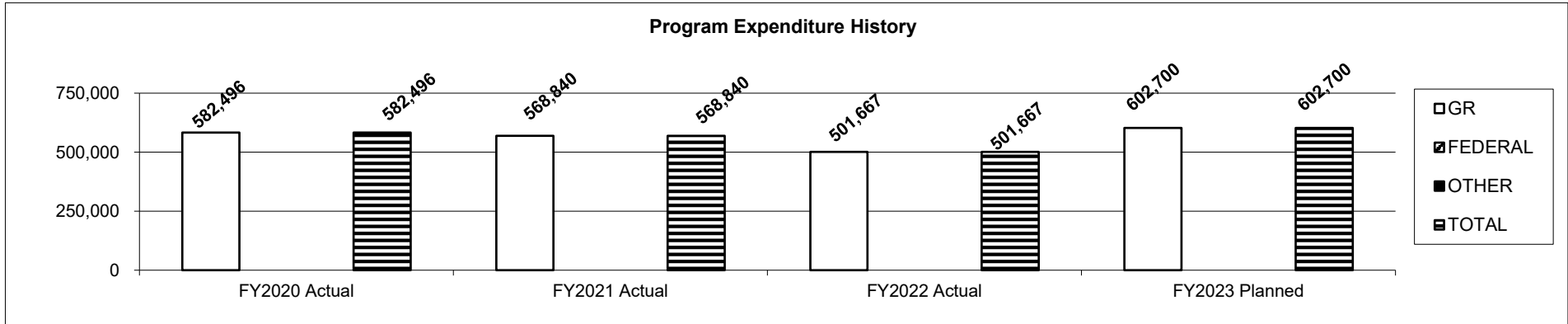
Department: Economic Development

HB Section(s): 7.120

Program Name: Office of the Military Advocate

Program is found in the following core budget(s): Office of the Military Advocate

3. Provide actual expenditures for the prior three fiscal years and planned expenditures for the current fiscal year. *(Note: Amounts do not include fringe benefit costs.)*



Note: Planned Expenditures for GR reflects 3% Governor's Reserve.

4. What are the sources of the "Other " funds?

N/A

5. What is the authorization for this program, i.e., federal or state statute, etc.? (Include the federal program number, if applicable.)

Section 41.1012 RSMo (Office of Military Advocate) and Section 41.1010 RSMo (Missouri Military Preparedness and Enhancement Commission)

6. Are there federal matching requirements? If yes, please explain.

No.

7. Is this a federally mandated program? If yes, please explain.

No.

NEW DECISION ITEM
RANK: 16 OF 17

Department: Economic Development	Budget Unit	43130C
Division: Strategy and Performance		
DI Name: Military Advocate Coordinator	DI#1419010	HB Section 7.120

1. AMOUNT OF REQUEST

FY 2024 Budget Request				
	GR	Federal	Other	Total
PS	61,808	0	0	61,808
EE	16,547	0	0	16,547
PSD	0	0	0	0
TRF	0	0	0	0
Total	78,355	0	0	78,355
FTE	1.00	0.00	0.00	1.00

Est. Fringe	38,134	0	0	38,134
--------------------	--------	---	---	--------

Note: Fringes budgeted in House Bill 5 except for certain fringes budgeted directly to MoDOT, Highway Patrol, and Conservation.

Other Funds:
Non-Counts:

FY 2024 Governor's Recommendation				
	GR	Federal	Other	Total
PS	0	0	0	0
EE	0	0	0	0
PSD	0	0	0	0
TRF	0	0	0	0
Total	0	0	0	0
FTE	0.00	0.00	0.00	0.00

Est. Fringe	0	0	0	0
--------------------	---	---	---	---

Note: Fringes budgeted in House Bill 5 except for certain fringes budgeted directly to MoDOT, Highway Patrol, and Conservation.

Other Funds:
Non-Counts:

2. THIS REQUEST CAN BE CATEGORIZED AS:

<input type="checkbox"/> New Legislation	<input type="checkbox"/> New Program	<input type="checkbox"/> Fund Switch
<input type="checkbox"/> Federal Mandate	<input checked="" type="checkbox"/> Program Expansion	<input type="checkbox"/> Cost to Continue
<input type="checkbox"/> GR Pick-Up	<input type="checkbox"/> Space Request	<input type="checkbox"/> Equipment Replacement
<input type="checkbox"/> Pay Plan	<input type="checkbox"/> Other: _____	

3. WHY IS THIS FUNDING NEEDED? PROVIDE AN EXPLANATION FOR ITEMS CHECKED IN #2. INCLUDE THE FEDERAL OR STATE STATUTORY OR CONSTITUTIONAL AUTHORIZATION FOR THIS PROGRAM.

The Office of the Missouri Military Advocate (OMMA) has seen a tremendous need to ensure that transitioning military service members, their spouses, and members of the Missouri National Guard are provided information and have support regarding opportunities to grow their post-military careers and remain in Missouri.

This position would serve as a liaison between employers, service members, and state resource partners to help service members and their family members transition.

NEW DECISION ITEM
RANK: 16 OF 17

Department: Economic Development	Budget Unit	43130C
Division: Strategy and Performance		
DI Name: Military Advocate Coordinator	DI#1419010	HB Section 7.120

4. DESCRIBE THE DETAILED ASSUMPTIONS USED TO DERIVE THE SPECIFIC REQUESTED AMOUNT. (How did you determine that the requested number of FTE were appropriate? From what source or standard did you derive the requested levels of funding? Were alternatives such as outsourcing or automation considered? If based on new legislation, does request tie to TAFP fiscal note? If not, explain why. Detail which portions of the request are one-times and how those amounts were calculated.)

Total Personal Service is calculated for 1.0 Economic Development Specialist position and includes funding to cover the 3% reserve amount. Total Expense and Equipment is calculated for expenses for 1.0 FTE.

5. BREAK DOWN THE REQUEST BY BUDGET OBJECT CLASS, JOB CLASS, AND FUND SOURCE. IDENTIFY ONE-TIME COSTS.

Budget Object Class/Job Class	Dept Req GR DOLLARS	Dept Req GR FTE	Dept Req FED DOLLARS	Dept Req FED FTE	Dept Req OTHER DOLLARS	Dept Req OTHER FTE	Dept Req TOTAL DOLLARS	Dept Req TOTAL FTE	Dept Req One-Time DOLLARS
100/Economic Dev Specialist	61,808	1.0					61,808	1.0	
Total PS	61,808	1.0	0	0.0	0	0.0	61,808	1.0	0
140/Travel, In-State	1,982						1,982		
160/Travel, Out-State	1,500						1,500		
190/Supplies	392						392		
320/Professional Development	1,000						1,000		
340/Communication Serv & Supp	661						661		
400/Professional Services (Trash/Utilities)	863						863		
480/Computer Equipment	1,649						1,649		1,649
580/Office Equipment	1,700						1,700		1,700
590/Systems Furniture	6,800						6,800		6,800
Total EE	16,547		0		0		16,547		10,149
Program Distributions							0		
Total PSD	0		0		0		0		0
Grand Total	78,355	1.0	0	0.0	0	0.0	78,355	1.0	10,149

NEW DECISION ITEM
RANK: 16 OF 17

Department: Economic Development				Budget Unit		<u>43130C</u>			
Division: Strategy and Performance				HB Section		<u>7.120</u>			
DI Name: Military Advocate Coordinator				DI#1419010					
Budget Object Class/Job Class	Gov Rec GR DOLLARS	Gov Rec GR FTE	Gov Rec FED DOLLARS	Gov Rec FED FTE	Gov Rec OTHER DOLLARS	Gov Rec OTHER FTE	Gov Rec TOTAL DOLLARS	Gov Rec TOTAL FTE	Gov Rec One-Time DOLLARS
							0		
							0	0.0	
Total PS	0	0.0	0	0.0	0	0.0	0	0.0	0
							0		
							0		
							0		
Total EE	0		0		0		0		0
Program Distributions							0		
Total PSD	0		0		0		0		0
Transfers									
Total TRF	0		0		0		0		0
Grand Total	0	0.0	0	0.0	0	0.0	0	0.0	0

NEW DECISION ITEM
RANK: 16 OF 17

Department: Economic Development	Budget Unit	<u>43130C</u>
Division: Strategy and Performance		
DI Name: Military Advocate Coordinator	DI#1419010	HB Section <u>7.120</u>

6. PERFORMANCE MEASURES (If new decision item has an associated core, separately identify projected performance with & without additional funding.)

6a. Provide an activity measure(s) for the program.

OOMA anticipates the new contacts with separating Military Service members would increase substantially having a full time person dedicated to this effort.

6b. Provide a measure(s) of the program's quality.

Refer to the Core for this performance measure.

6c. Provide a measure(s) of the program's impact.

OOMA anticipates an increase to the number of service members who choose to stay in Missouri by having a full time person dedicated to this effort.

6d. Provide a measure(s) of the program's efficiency.

Refer to the Core for this performance measure.

7. STRATEGIES TO ACHIEVE THE PERFORMANCE MEASUREMENT TARGETS:

OOMA believes having a dedicated full time staff person will improve the effort to keep separating military service members and their spouses in Missouri. OOMA will partner with the DHEWD in regards to this effort to increase the successfulness of this activity.

Department of Economic Development

DECISION ITEM DETAIL

Budget Unit	FY 2022	FY 2022	FY 2023	FY 2023	FY 2024	FY 2024	FY 2024	FY 2024
Decision Item	ACTUAL	ACTUAL	BUDGET	BUDGET	DEPT REQ	DEPT REQ	GOV REC	GOV REC
Budget Object Class	DOLLAR	FTE	DOLLAR	FTE	DOLLAR	FTE	DOLLAR	FTE
MILITARY ADVOCATE								
Military Advocate Coordinator - 1419010								
ECONOMIC DEVELOPMENT SPEC	0	0.00	0	0.00	61,808	1.00	0	0.00
TOTAL - PS	0	0.00	0	0.00	61,808	1.00	0	0.00
TRAVEL, IN-STATE	0	0.00	0	0.00	1,982	0.00	0	0.00
TRAVEL, OUT-OF-STATE	0	0.00	0	0.00	1,500	0.00	0	0.00
SUPPLIES	0	0.00	0	0.00	392	0.00	0	0.00
PROFESSIONAL DEVELOPMENT	0	0.00	0	0.00	1,000	0.00	0	0.00
COMMUNICATION SERV & SUPP	0	0.00	0	0.00	661	0.00	0	0.00
PROFESSIONAL SERVICES	0	0.00	0	0.00	863	0.00	0	0.00
COMPUTER EQUIPMENT	0	0.00	0	0.00	1,649	0.00	0	0.00
OFFICE EQUIPMENT	0	0.00	0	0.00	1,700	0.00	0	0.00
OTHER EQUIPMENT	0	0.00	0	0.00	6,800	0.00	0	0.00
TOTAL - EE	0	0.00	0	0.00	16,547	0.00	0	0.00
GRAND TOTAL	\$0	0.00	\$0	0.00	\$78,355	1.00	\$0	0.00
GENERAL REVENUE	\$0	0.00	\$0	0.00	\$78,355	1.00		0.00
FEDERAL FUNDS	\$0	0.00	\$0	0.00	\$0	0.00		0.00
OTHER FUNDS	\$0	0.00	\$0	0.00	\$0	0.00		0.00

CORE DECISION ITEM

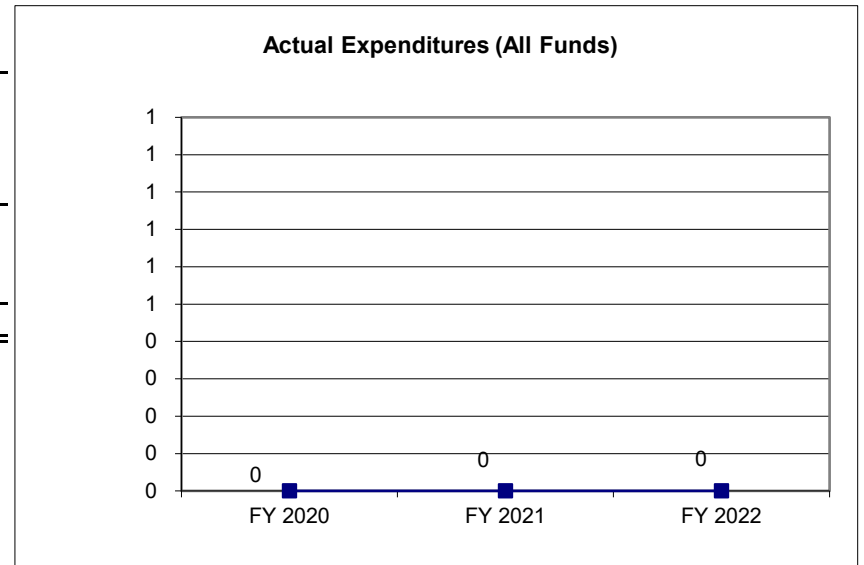
Department: Economic Development					Budget Unit <u>43131C</u>				
Division: Strategy and Performance Division									
Core: National Security Crossroads					HB Section <u>7.120</u>				
1. CORE FINANCIAL SUMMARY									
FY 2024 Budget Request					FY 2024 Governor's Recommendation				
	GR	Federal	Other	Total		GR	Federal	Other	Total
PS	0	0	0	0	PS	0	0	0	0
EE	0	0	0	0	EE	0	0	0	0
PSD	0	548,757	0	548,757	PSD	0	548,757	0	548,757
TRF	0	0	0	0	TRF	0	0	0	0
Total	0	548,757	0	548,757	Total	0	548,757	0	548,757
FTE					FTE				
	0.00	0.00	0.00	0.00		0.00	0.00	0.00	0.00
Est. Fringe	0	0	0	0	Est. Fringe	0	0	0	0
<i>Note: Fringes budgeted in House Bill 5 except for certain fringes budgeted directly to MoDOT, Highway Patrol, and Conservation.</i>					<i>Note: Fringes budgeted in House Bill 5 except for certain fringes budgeted directly to MoDOT, Highway Patrol, and Conservation.</i>				
Other Funds:					Other Funds:				
Notes:					Notes:				
2. CORE DESCRIPTION									
<p>This program allows the Department of Economic Development (DED) to serve as a fiscal agent for the Office of Local Defense Community Cooperation (OLDCC) grant in support of the National Security Crossroads (NSC). The NSC is a regional branding effort across Missouri and Kansas that seeks to brand the two-state region as a national security strength and home for new national security missions, educate federal legislators on the value of the Crossroads, and share best practices to enable members of the Crossroads to be agile and resilient. The grant will be used to achieve the following objectives: (1) retain and expand existing federal national security missions, (2) improve workforce attraction/retention and drive economic growth, (3) increase regional federal agency interaction to speed problem solving and save federal budget dollars, (4) improve veteran hiring by 1%, and (5) attract a new federal mission. Grant activities include recruiting and engaging dedicated project staff; outreach, research, analysis, and planning; and community engagement.</p>									
3. PROGRAM LISTING (list programs included in this core funding)									
Federal Grant/Donations Fund									

CORE DECISION ITEM

Department: Economic Development	Budget Unit	43131C
Division: Strategy and Performance Division		
Core: National Security Crossroads	HB Section	7.120

4. FINANCIAL HISTORY

	FY 2020 Actual	FY 2021 Actual	FY 2022 Actual	FY 2023 Current Yr.
Appropriation (All Funds)	N/A	N/A	548,757	548,757
Less Reverted (All Funds)	N/A	N/A	0	0
Less Restricted (All Funds)*	N/A	N/A	0	0
Budget Authority (All Funds)	N/A	N/A	548,757	548,757
Actual Expenditures (All Funds)	N/A	N/A	0	N/A
Unexpended (All Funds)	N/A	N/A	548,757	N/A
Unexpended, by Fund:				
General Revenue	N/A	N/A	0	N/A
Federal	N/A	N/A	548,757	N/A
Other	N/A	N/A	0	N/A



*Restricted amount is as of: _____

Reverted includes Governor's standard 3 percent reserve (when applicable).

Restricted includes any extraordinary expenditure restriction (when applicable).

NOTES:

CORE RECONCILIATION DETAIL

**DEPARTMENT OF ECONOMIC DEVELOPMENT
MILITARY ADVOCATE FED GRANT**

5. CORE RECONCILIATION DETAIL

	Budget Class	FTE	GR	Federal	Other	Total	Explanation
TAFP AFTER VETOES	EE	0.00	0	548,757	0	548,757	
	Total	0.00	0	548,757	0	548,757	
DEPARTMENT CORE REQUEST	EE	0.00	0	548,757	0	548,757	
	Total	0.00	0	548,757	0	548,757	
GOVERNOR'S RECOMMENDED CORE	EE	0.00	0	548,757	0	548,757	
	Total	0.00	0	548,757	0	548,757	

Department of Economic Development

DECISION ITEM SUMMARY

Budget Unit								
Decision Item	FY 2022	FY 2022	FY 2023	FY 2023	FY 2024	FY 2024	FY 2024	FY 2024
Budget Object Summary	ACTUAL	ACTUAL	BUDGET	BUDGET	DEPT REQ	DEPT REQ	GOV REC	GOV REC
Fund	DOLLAR	FTE	DOLLAR	FTE	DOLLAR	FTE	DOLLAR	FTE
MILITARY ADVOCATE FED GRANT								
CORE								
EXPENSE & EQUIPMENT								
DED-ED PROGRAMS-FEDERAL OTHER	0	0.00	548,757	0.00	548,757	0.00	548,757	0.00
TOTAL - EE	0	0.00	548,757	0.00	548,757	0.00	548,757	0.00
TOTAL	0	0.00	548,757	0.00	548,757	0.00	548,757	0.00
GRAND TOTAL	\$0	0.00	\$548,757	0.00	\$548,757	0.00	\$548,757	0.00

1/11/23 10:08

im_disummary

Department of Economic Development

DECISION ITEM DETAIL

Budget Unit	FY 2022	FY 2022	FY 2023	FY 2023	FY 2024	FY 2024	FY 2024	FY 2024
Decision Item	ACTUAL	ACTUAL	BUDGET	BUDGET	DEPT REQ	DEPT REQ	GOV REC	GOV REC
Budget Object Class	DOLLAR	FTE	DOLLAR	FTE	DOLLAR	FTE	DOLLAR	FTE
MILITARY ADVOCATE FED GRANT								
CORE								
PROFESSIONAL SERVICES	0	0.00	548,757	0.00	548,757	0.00	548,757	0.00
TOTAL - EE	0	0.00	548,757	0.00	548,757	0.00	548,757	0.00
GRAND TOTAL	\$0	0.00	\$548,757	0.00	\$548,757	0.00	\$548,757	0.00
GENERAL REVENUE	\$0	0.00	\$0	0.00	\$0	0.00	\$0	0.00
FEDERAL FUNDS	\$0	0.00	\$548,757	0.00	\$548,757	0.00	\$548,757	0.00
OTHER FUNDS	\$0	0.00	\$0	0.00	\$0	0.00	\$0	0.00

PROGRAM DESCRIPTION	
Department: Economic Development	HB Section(s): <u>7.120</u>
Program Name: National Security Crossroads	
Program is found in the following core budget(s): National Security Crossroads	
<p>1a. What strategic priority does this program address? Customer Centric</p> <p>1b. What does this program do? The National Security Crossroads is a regional branding effort across Missouri and Kansas that seeks to brand the two-state region as a national security strength and home for new national security missions, educate federal legislators on the value of the Crossroads, and share best practices to enable members of the Crossroads to be agile and resilient. The grant will be used to achieve the following objectives: (1) retain and expand existing federal national security missions, (2) improve workforce attraction/retention and drive economic growth, (3) increase regional federal agency interaction to speed problem solving and save federal budget dollars, (4) improve veteran hiring by 1%, and (5) attract a new federal mission. Grant activities will include recruiting and engaging dedicated project staff; outreach, research, analysis, and planning; and community engagement.</p> <p>2a. Provide an activity measure(s) for the program. Activity measures are under development.</p> <p>2b. Provide a measure(s) of the program's quality. Quality measures are under development.</p> <p>2c. Provide a measure(s) of the program's impact. 1. Retention and expansion of existing federal national security missions; 2. Improve workforce attraction / retention and drive economic growth; 3. Increase regional federal agency interaction to speed problem solving and save federal budget dollars; 4. Improve veteran hiring by 1%; and 5. Attraction of new federal mission</p> <p>2d. Provide a measure(s) of the program's efficiency. Efficiency measures are under development.</p>	

PROGRAM DESCRIPTION


Department: Economic Development

HB Section(s): 7.120

Program Name: National Security Crossroads

Program is found in the following core budget(s): National Security Crossroads

3. Provide actual expenditures for the prior three fiscal years and planned expenditures for the current fiscal year. *(Note: Amounts do not include fringe benefit costs.)*



4. What are the sources of the "Other " funds?

N/A

5. What is the authorization for this program, i.e., federal or state statute, etc.? (Include the federal program number, if applicable.)

U.S. Department of Defense, Office of Local Defense Community Cooperation (OLDCC)

6. Are there federal matching requirements? If yes, please explain.

No.

7. Is this a federally mandated program? If yes, please explain.

No.

CORE DECISION ITEM

Department:	Economic Development	Budget Unit	43135C
Division:	Strategy and Performance		
Core:	Military Community Reinvestment Program	HB Section	7.125

1. CORE FINANCIAL SUMMARY

	FY 2024 Budget Request			
	GR	Federal	Other	Total
PS	0	0	0	0
EE	0	0	0	0
PSD	300,000	0	0	300,000
TRF	0	0	0	0
Total	300,000	0	0	300,000
FTE	0.00	0.00	0.00	0.00

Est. Fringe	0	0	0	0
--------------------	---	---	---	---

Note: Fringes budgeted in House Bill 5 except for certain fringes budgeted directly to MoDOT, Highway Patrol, and Conservation.

	FY 2024 Governor's Recommendation			
	GR	Federal	Other	Total
PS	0	0	0	0
EE	0	0	0	0
PSD	300,000	0	0	300,000
TRF	0	0	0	0
Total	300,000	0	0	300,000
FTE	0.00	0.00	0.00	0.00

Est. Fringe	0	0	0	0
--------------------	---	---	---	---

Note: Fringes budgeted in House Bill 5 except for certain fringes budgeted directly to MoDOT, Highway Patrol, and Conservation.

Other Funds:

Other Funds:

2. CORE DESCRIPTION

This is the core appropriation for the Missouri Military Community Reinvestment Act created in 2018 under Section 620.3300, RSMo. The purpose of the program is to assist military communities in working cooperatively with the Department of Economic Development (DED) and the Missouri Military Advocate (MMA), supporting and sustaining their installations, to encourage communities to initiate coordinated response programs and action plans in advance of federal government base re-alignment and closure decisions (BRAC), and to support community efforts to attract new or expanded military missions.

The matching grant funds are administered in cooperation with the Missouri Military Preparedness and Enhancement Commission (MMPEC) to help non-profit organizations and local governments by ensuring that they have the capacity and expertise that enables them to implement strategies to retain and grow military and defense investments and jobs.

3. PROGRAM LISTING (list programs included in this core funding)

Missouri Military Community Reinvestment Program

CORE DECISION ITEM

Department:	Economic Development	Budget Unit	43135C
Division:	Strategy and Performance		
Core:	Military Community Reinvestment Program	HB Section	7.125

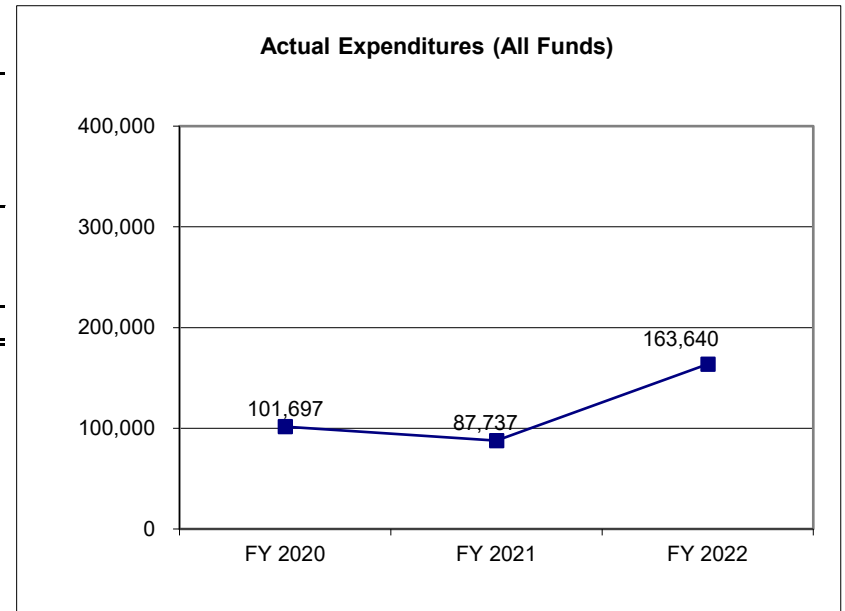
4. FINANCIAL HISTORY

	FY 2020 Actual	FY 2021 Actual	FY 2022 Actual	FY 2023 Current Yr.
Appropriation (All Funds)	300,000	110,698	300,000	300,000
Less Reverted (All Funds)	(9,000)	(3,321)	(9,000)	(9,000)
Less Restricted (All Funds)*	(189,303)	0		
Budget Authority (All Funds)	101,697	107,377	291,000	291,000
Actual Expenditures (All Funds)	101,697	87,737	163,640	N/A
Unexpended (All Funds)	189,303	19,640	127,360	N/A
Unexpended, by Fund:				
General Revenue	189,303	19,640	127,360	N/A
Federal	0	0	0	N/A
Other	0	0	0	N/A

*Restricted amount is as of: _____

Reverted includes Governor's standard 3 percent reserve (when applicable).
 Restricted includes any extraordinary expenditure restrictions (when applicable).

NOTES:



CORE RECONCILIATION DETAIL

DEPARTMENT OF ECONOMIC DEVELOPMENT MILITARY REINVESTMENT GRANTS

5. CORE RECONCILIATION DETAIL

	Budget Class	FTE	GR	Federal	Other	Total	Explanation
TAFP AFTER VETOES							
	PD	0.00	300,000	0	0	300,000	
	Total	0.00	300,000	0	0	300,000	
DEPARTMENT CORE REQUEST							
	PD	0.00	300,000	0	0	300,000	
	Total	0.00	300,000	0	0	300,000	
GOVERNOR'S RECOMMENDED CORE							
	PD	0.00	300,000	0	0	300,000	
	Total	0.00	300,000	0	0	300,000	

Department of Economic Development

DECISION ITEM SUMMARY

Budget Unit								
Decision Item	FY 2022	FY 2022	FY 2023	FY 2023	FY 2024	FY 2024	FY 2024	FY 2024
Budget Object Summary	ACTUAL	ACTUAL	BUDGET	BUDGET	DEPT REQ	DEPT REQ	GOV REC	GOV REC
Fund	DOLLAR	FTE	DOLLAR	FTE	DOLLAR	FTE	DOLLAR	FTE
MILITARY REINVESTMENT GRANTS								
CORE								
PROGRAM-SPECIFIC								
GENERAL REVENUE	163,640	0.00	300,000	0.00	300,000	0.00	300,000	0.00
TOTAL - PD	163,640	0.00	300,000	0.00	300,000	0.00	300,000	0.00
TOTAL	163,640	0.00	300,000	0.00	300,000	0.00	300,000	0.00
GRAND TOTAL	\$163,640	0.00	\$300,000	0.00	\$300,000	0.00	\$300,000	0.00

1/11/23 10:08

im_disummary

Department of Economic Development

DECISION ITEM DETAIL

Budget Unit	FY 2022	FY 2022	FY 2023	FY 2023	FY 2024	FY 2024	FY 2024	FY 2024
Decision Item	ACTUAL	ACTUAL	BUDGET	BUDGET	DEPT REQ	DEPT REQ	GOV REC	GOV REC
Budget Object Class	DOLLAR	FTE	DOLLAR	FTE	DOLLAR	FTE	DOLLAR	FTE
MILITARY REINVESTMENT GRANTS								
CORE								
PROGRAM DISTRIBUTIONS	163,640	0.00	300,000	0.00	300,000	0.00	300,000	0.00
TOTAL - PD	163,640	0.00	300,000	0.00	300,000	0.00	300,000	0.00
GRAND TOTAL	\$163,640	0.00	\$300,000	0.00	\$300,000	0.00	\$300,000	0.00
GENERAL REVENUE	\$163,640	0.00	\$300,000	0.00	\$300,000	0.00	\$300,000	0.00
FEDERAL FUNDS	\$0	0.00	\$0	0.00	\$0	0.00	\$0	0.00
OTHER FUNDS	\$0	0.00	\$0	0.00	\$0	0.00	\$0	0.00

PROGRAM DESCRIPTION

Department: Economic Development

HB Section(s): 7.125

Program Name: Military Community Reinvestment Program

Program is found in the following core budget(s): Military Community Reinvestment Program

1a. What strategic priority does this program address?

Customer Centric

1b. What does this program do?

The purpose of the program is to make matching grants that enable qualifying non-profit organizations and local governments to implement economic development strategies designed to retain and grow investments and jobs at military installations and defense agencies. These strategies are to be implemented in cooperation with the Military Advocate and the Missouri Military Preparedness and Enhancement Commission (MMPEC).

2a. Provide an activity measure(s) for the program.

	FY2020 Projected	FY2021 Projected Actual	FY2022 Projected Actual	FY2023 Projected	FY2024 Projected	FY2025 Projected
Grants awarded to qualifying Missouri non-profit organizations and local governments	3	5 2	2 2	3	3	3

2b. Provide a measure(s) of the program's quality.

This measure is under development.

2c. Provide a measure(s) of the program's impact.

The Military Community Reinvestment Grant (MCRG) enhances military communities' efforts to improve competitive positioning in retaining and attracting installation missions through research and strategic planning. This includes identifying and understanding key issues that include, but are not limited to, housing, education and child care.

2d. Provide a measure(s) of the program's efficiency.

DED leverages its existing community finance program staff to receive and review applications and present them to MMPEC to approve (or not approve) each application. No dedicated DED or Missouri Military Advocate staff is needed to administer the program.

PROGRAM DESCRIPTION

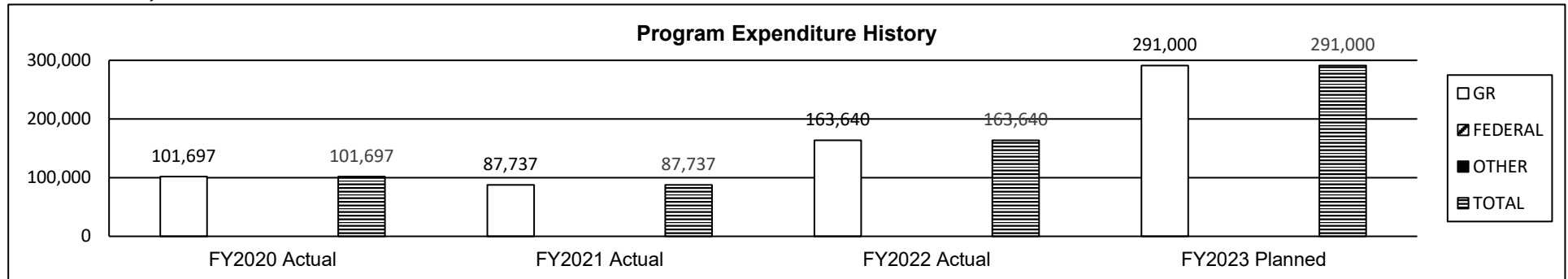
Department: **Economic Development**

HB Section(s): **7.125**

Program Name: **Military Community Reinvestment Program**

Program is found in the following core budget(s): **Military Community Reinvestment Program**

3. Provide actual expenditures for the prior three fiscal years and planned expenditures for the current fiscal year. *(Note: Amounts do not include fringe benefit costs.)*



Note: Planned Expenditures for GR reflects 3% Governor's Reserve.

4. What are the sources of the "Other " funds?

N/A

5. What is the authorization for this program, i.e., federal or state statute, etc.? (Include the federal program number, if applicable.)

Sections 41.1010 and 620.3300, RSMo

6. Are there federal matching requirements? If yes, please explain.

No.

7. Is this a federally mandated program? If yes, please explain.

No.

CORE DECISION ITEM

Department:	Economic Development	Budget Unit	42460C
Division:	Tourism		
Core:	Tourism Supplemental Revenue Fund Transfer	HB Section	7.130

1. CORE FINANCIAL SUMMARY

FY 2024 Budget Request					FY 2024 Governor's Recommendation				
	GR	Federal	Other	Total		GR	Fed	Other	Total
PS	0	0	0	0	PS	0	0	0	0
EE	0	0	0	0	EE	0	0	0	0
PSD	0	0	0	0	PSD	0	0	0	0
TRF	19,835,240	0	0	19,835,240	TRF	19,835,240	0	0	19,835,240
Total	19,835,240	0	0	19,835,240	Total	19,835,240	0	0	19,835,240
FTE	0.00	0.00	0.00	0.00	FTE	0.00	0.00	0.00	0.00

Est. Fringe	0	0	0	0
--------------------	---	---	---	---

Note: Fringes budgeted in House Bill 5 except for certain fringes budgeted directly to MoDOT, Highway Patrol, and Conservation.

Est. Fringe	0	0	0	0
--------------------	---	---	---	---

Note: Fringes budgeted in House Bill 5 except for certain fringes budgeted directly to MoDOT, Highway Patrol, and Conservation.

Other Funds:

Other Funds:

2. CORE DESCRIPTION

This core decision item is the General Revenue transfer that provides funding to the Tourism Supplemental Revenue Fund, which is the source of funding for the Division of Tourism and the Missouri Film Office. The authority for the Division of Tourism Statewide Tourism Marketing Program is provided for in Sections 620.450 through 620.467, RSMo. The authority for the Missouri Film Office is provided for in Section 620.1200, RSMo.

See the core decision items for the Division of Tourism and the Missouri Film Office for details about these programs.

3. PROGRAM LISTING (list programs included in this core funding)

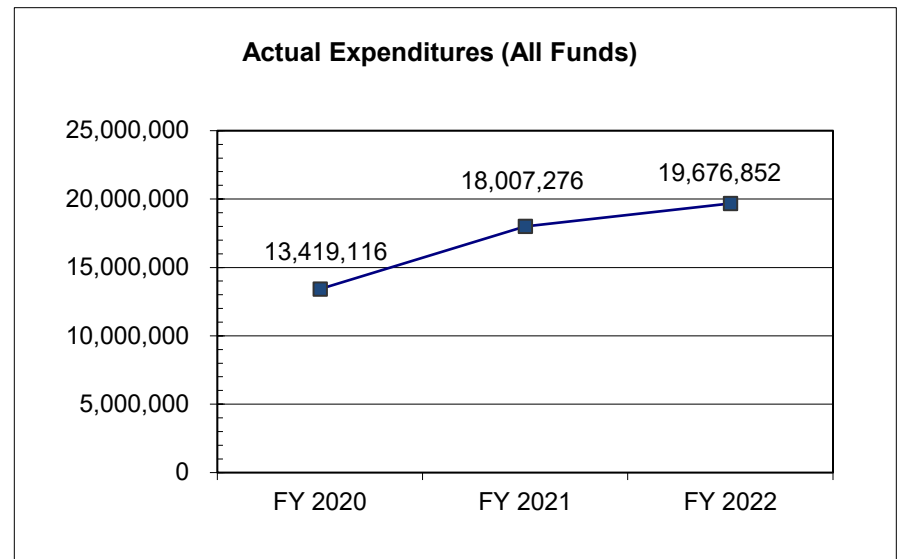
Tourism Supplemental Revenue Fund Transfer

CORE DECISION ITEM

Department:	Economic Development	Budget Unit	42460C
Division:	Tourism		
Core:	Tourism Supplemental Revenue Fund Transfer	HB Section	7.130

4. FINANCIAL HISTORY

	FY 2020 Actual	FY 2021 Actual	FY 2022 Actual	FY 2023 Current Yr.
Appropriation (All Funds)	20,514,326	18,564,202	20,285,414	25,685,240
Less Reverted (All Funds)	(615,430)	(556,926)	(608,562)	N/A
Less Restricted (All Funds)	(6,479,780)	0	0	N/A
Budget Authority (All Funds)	13,419,116	18,007,276	19,676,852	N/A
Actual Expenditures (All Funds)	13,419,116	18,007,276	19,676,852	N/A
Unexpended (All Funds)	6,479,780	0	0	N/A
Unexpended, by Fund:				
General Revenue	6,479,780	0	0	N/A
Federal	0	0	0	N/A
Other	0	0	0	N/A



Reverted includes Governor's standard 3 percent reserve (when applicable).
 Restricted includes any extraordinary expenditure restriction (when applicable).

NOTES:

CORE RECONCILIATION DETAIL

DEPARTMENT OF ECONOMIC DEVELOPMENT TOURISM-TRANSFER

5. CORE RECONCILIATION DETAIL

	Budget Class	FTE	GR	Federal	Other	Total	Explanation
TAFP AFTER VETOES							
	TRF	0.00	19,835,240	5,850,000	0	25,685,240	
	Total	0.00	19,835,240	5,850,000	0	25,685,240	
DEPARTMENT CORE ADJUSTMENTS							
1x Expenditures	1376 T168 TRF	0.00	0	(5,850,000)	0	(5,850,000)	Reduction of one-time expenditure
NET DEPARTMENT CHANGES		0.00	0	(5,850,000)	0	(5,850,000)	
DEPARTMENT CORE REQUEST							
	TRF	0.00	19,835,240	0	0	19,835,240	
	Total	0.00	19,835,240	0	0	19,835,240	
GOVERNOR'S RECOMMENDED CORE							
	TRF	0.00	19,835,240	0	0	19,835,240	
	Total	0.00	19,835,240	0	0	19,835,240	

Department of Economic Development

DECISION ITEM SUMMARY

Budget Unit								
Decision Item	FY 2022	FY 2022	FY 2023	FY 2023	FY 2024	FY 2024	FY 2024	FY 2024
Budget Object Summary	ACTUAL	ACTUAL	BUDGET	BUDGET	DEPT REQ	DEPT REQ	GOV REC	GOV REC
Fund	DOLLAR	FTE	DOLLAR	FTE	DOLLAR	FTE	DOLLAR	FTE
TOURISM-TRANSFER								
CORE								
FUND TRANSFERS								
GENERAL REVENUE	19,676,852	0.00	19,835,240	0.00	19,835,240	0.00	19,835,240	0.00
BUDGET STABILIZATION	0	0.00	5,850,000	0.00	0	0.00	0	0.00
TOTAL - TRF	19,676,852	0.00	25,685,240	0.00	19,835,240	0.00	19,835,240	0.00
TOTAL	19,676,852	0.00	25,685,240	0.00	19,835,240	0.00	19,835,240	0.00
Pay Plan - 0000012								
FUND TRANSFERS								
GENERAL REVENUE	0	0.00	0	0.00	0	0.00	199,966	0.00
TOTAL - TRF	0	0.00	0	0.00	0	0.00	199,966	0.00
TOTAL	0	0.00	0	0.00	0	0.00	199,966	0.00
GRAND TOTAL	\$19,676,852	0.00	\$25,685,240	0.00	\$19,835,240	0.00	\$20,035,206	0.00

1/11/23 10:08

im_disummary

Department of Economic Development

DECISION ITEM DETAIL

Budget Unit	FY 2022	FY 2022	FY 2023	FY 2023	FY 2024	FY 2024	FY 2024	FY 2024
Decision Item	ACTUAL	ACTUAL	BUDGET	BUDGET	DEPT REQ	DEPT REQ	GOV REC	GOV REC
Budget Object Class	DOLLAR	FTE	DOLLAR	FTE	DOLLAR	FTE	DOLLAR	FTE
TOURISM-TRANSFER								
CORE								
TRANSFERS OUT	19,676,852	0.00	25,685,240	0.00	19,835,240	0.00	19,835,240	0.00
TOTAL - TRF	19,676,852	0.00	25,685,240	0.00	19,835,240	0.00	19,835,240	0.00
GRAND TOTAL	\$19,676,852	0.00	\$25,685,240	0.00	\$19,835,240	0.00	\$19,835,240	0.00
GENERAL REVENUE	\$19,676,852	0.00	\$19,835,240	0.00	\$19,835,240	0.00	\$19,835,240	0.00
FEDERAL FUNDS	\$0	0.00	\$5,850,000	0.00	\$0	0.00	\$0	0.00
OTHER FUNDS	\$0	0.00	\$0	0.00	\$0	0.00	\$0	0.00

PROGRAM DESCRIPTION

Department: Economic Development	HB Section: 7.130
Program Name: Tourism Supplemental Revenue Fund Transfer	
Program is found in the following core budget(s): Tourism	

1a. What strategic priority does this program address?
 Data Driven and Customer Centric

1b. What does this program do?
 This is the General Revenue transfer that provides funding to the Tourism Supplemental Revenue Fund, which is the source of funding for the Division of Tourism and the Missouri Film Office. The authority for the Division of Tourism Statewide Tourism Marketing Program is provided for in Sections 620.450 through 620.467, RSMo. The authority for the Missouri Film Office is provided for in Section 620.1200, RSMo.

See the Program Description Forms for the Statewide Tourism Marketing Program and the Missouri Film Office for an explanation of these programs and how they contribute to tourism-related economic development.

2a. Provide an activity measure(s) for the program.
 This is a GR transfer. Please refer to the Program Description for the **Statewide Tourism Marketing Program and the Missouri Film Office.**

2b. Provide a measure(s) of the program's quality.
 This is a GR transfer. Please refer to the Program Description for the **Statewide Tourism Marketing Program and the Missouri Film Office.**

2c. Provide a measure(s) of the program's impact.
 This is a GR transfer. Please refer to the Program Description for the **Statewide Tourism Marketing Program and the Missouri Film Office.**

2d. Provide a measure(s) of the program's efficiency.
 This is a GR transfer. Please refer to the Program Description for the **Statewide Tourism Marketing Program and the Missouri Film Office.**

PROGRAM DESCRIPTION

Department: Economic Development	HB Section: 7.130
Program Name: Tourism Supplemental Revenue Fund Transfer	
Program is found in the following core budget(s): Tourism	

3. Provide actual expenditures for the prior three fiscal years and planned expenditures for the current fiscal year. *(Note: Amounts do not include fringe benefit costs.)*

Program Expenditure History (millions)

Fiscal Year	GR	FEDERAL	OTHER	TOTAL
FY2020 Actual	13,419,116	0	0	13,419,116
FY2021 Actual	18,007,276	0	0	18,007,276
FY2022 Actual	19,676,852	0	0	19,676,852
FY2023 Planned	19,240,183	0	0	19,240,183

Note: Planned expenditures for GR reflects the 3% Governor's Reserve.

4. What are the sources of the "Other " funds?
N/A

5. What is the authorization for this program, i.e., federal or state statute, etc.? (Include the federal program number, if applicable.)
Sections 620.450 through 620.467, RSMo, and Section 620.1200, RSMo.

6. Are there federal matching requirements? If yes, please explain.
No

7. Is this a federally mandated program? If yes, please explain.
No

CORE DECISION ITEM

Department: Economic Development					Budget Unit 42450C				
Division: Tourism									
Core: Tourism					HB Section 7.135				
1. CORE FINANCIAL SUMMARY									
FY 2024 Budget Request					FY 2024 Governor's Recommendation				
	GR	Federal	Other	Total		GR	Fed	Other	Total
PS	0	0	1,721,453	1,721,453	PS	0	0	1,721,453	1,721,453
EE	0	0	12,024,401	12,024,401	EE	0	0	12,024,401	12,024,401
PSD	0	0	5,264,999	5,264,999	PSD	0	0	5,264,999	5,264,999
TRF	0	0	0	0	TRF	0	0	0	0
Total	0	0	19,010,853	19,010,853	Total	0	0	19,010,853	19,010,853
FTE	0.00	0.00	30.50	30.50	FTE	0.00	0.00	30.50	30.50
Est. Fringe	0	0	1,103,359	1,103,359	Est. Fringe	0	0	1,103,359	1,103,359
Note: Fringes budgeted in House Bill 5 except for certain fringes budgeted directly to MoDOT, Highway Patrol, and Conservation.					Note: Fringes budgeted in House Bill 5 except for certain fringes budgeted directly to MoDOT, Highway Patrol, and Conservation.				
Other Funds: Tourism Supplemental Revenue Fund (0274) Tourism Marketing Fund (0650)					Other Funds: Tourism Supplemental Revenue Fund (0274) Tourism Marketing Fund (0650)				
Notes: Requires GR transfer to Tourism Supp Revenue Fund (0274)					Notes: Requires GR transfer to Tourism Supp Revenue Fund (0274)				
2. CORE DESCRIPTION									
This core decision item establishes the spending authority for the Missouri Division of Tourism (MDT) Statewide Tourism Marketing Program as provided for in Sections 620.450 through 620.467, RSMo.									
MDT plans and implements varied and broad-reaching marketing, sales, and industry relations programs across the state to maximize the economic impact of travel to Missouri. MDT works with local businesses, destination marketing organizations (DMOs), convention and visitors bureaus, and communities to leverage marketing and public relations efforts to stimulate travel demand and brand the state as a premier tourist destination. The funds from this request will be used to advertise Missouri's tourism destinations and attractions to the traveling public. Such advertising returns dividends back to Missouri, as tourism makes significant contributions to economic output, employment, and tax revenues. Although COVID continued to impact the visitor economy in 2022, Missouri's tourism industry had a \$18.4 billion economic impact and supported 281,032 jobs, while the state welcomed 40 million visitors.									
3. PROGRAM LISTING (list programs included in this core funding)									
Statewide Tourism Marketing Program									

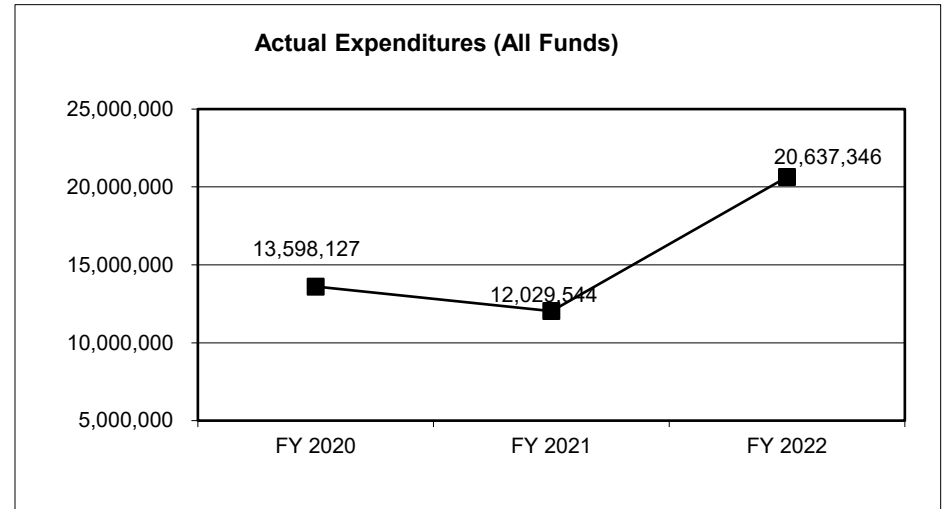
CORE DECISION ITEM

Department:	Economic Development	Budget Unit	42450C
Division:	Tourism		
Core:	Tourism	HB Section	7.135

4. FINANCIAL HISTORY

	FY 2020 Actual	FY 2021 Actual	FY 2022 Actual	FY 2023 Current Yr.
Appropriation (All Funds)	20,339,243	18,329,821	24,865,862	27,860,853
Less Reverted (All Funds)	0	0	0	0
Less Restricted (All Funds)*	0	0	0	0
Budget Authority (All Funds)	20,339,243	18,329,821	24,865,862	27,860,853
Actual Expenditures (All Funds)	13,598,127	12,029,544	20,637,346	N/A
Unexpended (All Funds)	6,741,116	6,300,277	4,228,516	N/A
Unexpended, by Fund:				
General Revenue	0	0	0	N/A
Federal	0	0	0	N/A
Other	6,741,116	6,300,277	4,228,516	N/A

(1)



NOTES: (1) In FY2020, the Tourism General Revenue transfer was restricted, making it so the spending authority could not all be used.

CORE RECONCILIATION DETAIL

**DEPARTMENT OF ECONOMIC DEVELOPMENT
TOURISM**

5. CORE RECONCILIATION DETAIL

				Budget Class	FTE	GR	Federal	Other	Total	Explanation
TAFP AFTER VETOES										
				PS	30.50	0	0	1,721,453	1,721,453	
				EE	0.00	0	0	12,024,401	12,024,401	
				PD	0.00	0	3,000,000	11,114,999	14,114,999	
				Total	30.50	0	3,000,000	24,860,853	27,860,853	
DEPARTMENT CORE ADJUSTMENTS										
1x Expenditures	1378 4929		PD		0.00	0	0	(50,000)	(50,000)	Reduction of one-time expenditure
1x Expenditures	1378 2192		PD		0.00	0	0	(5,000,000)	(5,000,000)	Reduction of one-time expenditure
1x Expenditures	1378 7936		PD		0.00	0	0	(500,000)	(500,000)	Reduction of one-time expenditure
1x Expenditures	1378 8275		PD		0.00	0	0	(250,000)	(250,000)	Reduction of one-time expenditure
1x Expenditures	1378 5602		PD		0.00	0	0	(50,000)	(50,000)	Reduction of one-time expenditure
Core Reallocation	1379 1355		PD		0.00	0	(3,000,000)	0	(3,000,000)	Reallocation closer to prior year spending
NET DEPARTMENT CHANGES					0.00	0	(3,000,000)	(5,850,000)	(8,850,000)	
DEPARTMENT CORE REQUEST										
				PS	30.50	0	0	1,721,453	1,721,453	
				EE	0.00	0	0	12,024,401	12,024,401	
				PD	0.00	0	0	5,264,999	5,264,999	
				Total	30.50	0	0	19,010,853	19,010,853	
GOVERNOR'S RECOMMENDED CORE										
				PS	30.50	0	0	1,721,453	1,721,453	
				EE	0.00	0	0	12,024,401	12,024,401	

CORE RECONCILIATION DETAIL

DEPARTMENT OF ECONOMIC DEVELOPMENT
TOURISM

5. CORE RECONCILIATION DETAIL

	Budget Class	FTE	GR	Federal	Other	Total	Explanation
GOVERNOR'S RECOMMENDED CORE							
	PD	0.00	0	0	5,264,999	5,264,999	
	Total	30.50	0	0	19,010,853	19,010,853	

Department of Economic Development

DECISION ITEM SUMMARY

Budget Unit								
Decision Item	FY 2022	FY 2022	FY 2023	FY 2023	FY 2024	FY 2024	FY 2024	FY 2024
Budget Object Summary	ACTUAL	ACTUAL	BUDGET	BUDGET	DEPT REQ	DEPT REQ	GOV REC	GOV REC
Fund	DOLLAR	FTE	DOLLAR	FTE	DOLLAR	FTE	DOLLAR	FTE
TOURISM								
CORE								
PERSONAL SERVICES								
DIVISION OF TOURISM SUPPL REV	1,171,455	24.75	1,721,453	30.50	1,721,453	30.50	1,721,453	30.50
TOTAL - PS	1,171,455	24.75	1,721,453	30.50	1,721,453	30.50	1,721,453	30.50
EXPENSE & EQUIPMENT								
DIVISION OF TOURISM SUPPL REV	11,887,426	0.00	11,999,901	0.00	11,999,901	0.00	11,999,901	0.00
TOURISM MARKETING FUND	0	0.00	24,500	0.00	24,500	0.00	24,500	0.00
TOTAL - EE	11,887,426	0.00	12,024,401	0.00	12,024,401	0.00	12,024,401	0.00
PROGRAM-SPECIFIC								
DED FEDERAL STIM 2021 FUND	0	0.00	3,000,000	0.00	0	0.00	0	0.00
DIVISION OF TOURISM SUPPL REV	7,578,463	0.00	11,114,999	0.00	5,264,999	0.00	5,264,999	0.00
TOTAL - PD	7,578,463	0.00	14,114,999	0.00	5,264,999	0.00	5,264,999	0.00
TOTAL	20,637,344	24.75	27,860,853	30.50	19,010,853	30.50	19,010,853	30.50
Pay Plan - 0000012								
PERSONAL SERVICES								
DIVISION OF TOURISM SUPPL REV	0	0.00	0	0.00	0	0.00	149,765	0.00
TOTAL - PS	0	0.00	0	0.00	0	0.00	149,765	0.00
TOTAL	0	0.00	0	0.00	0	0.00	149,765	0.00
GRAND TOTAL	\$20,637,344	24.75	\$27,860,853	30.50	\$19,010,853	30.50	\$19,160,618	30.50

1/11/23 10:08

im_disummary

FLEXIBILITY REQUEST FORM

BUDGET UNIT NUMBER: 42450C BUDGET UNIT NAME: Tourism HOUSE BILL SECTION: 7.135	DEPARTMENT: Economic Development DIVISION: Tourism	
1. Provide the amount by fund of personal service flexibility and the amount by fund of expense and equipment flexibility you are requesting in dollar and percentage terms and explain why the flexibility is needed. If flexibility is being requested among divisions, provide the amount by fund of flexibility you are requesting in dollar and percentage terms and explain why the flexibility is needed.		
DEPARTMENT REQUEST		
<p>The Missouri Division of Tourism is requesting 10% flexibility between the Personal Service and Expense and Equipment appropriations in fund 0274 (Tourism Supplemental Revenue Fund) and fund 0650 (Tourism Marketing Fund). This flexibility ensures that the Division will have the ability to immediately address any identified operational needs.</p> <p>Total PS - \$1,721,453 x 10% = \$172,145 Total EE - \$17,264,900 x 10% = \$1,726,490</p>		
2. Estimate how much flexibility will be used for the budget year. How much flexibility was used in the Prior Year Budget and the Current Year Budget? Please specify the amount.		
PRIOR YEAR ACTUAL AMOUNT OF FLEXIBILITY USED	CURRENT YEAR ESTIMATED AMOUNT OF FLEXIBILITY THAT WILL BE USED	BUDGET REQUEST ESTIMATED AMOUNT OF FLEXIBILITY THAT WILL BE USED
\$0	Expenditures in PS and E&E will differ annually based on needs to cover operational expenses, address emergency and changing situations, etc.	Expenditures in PS and E&E will differ annually based on needs to cover operational expenses, address emergency and changing situations, etc.
3. Please explain how flexibility was used in the prior and/or current years.		
PRIOR YEAR EXPLAIN ACTUAL USE	CURRENT YEAR EXPLAIN PLANNED USE	
N/A	N/A	

Department of Economic Development

DECISION ITEM DETAIL

Budget Unit	FY 2022	FY 2022	FY 2023	FY 2023	FY 2024	FY 2024	FY 2024	FY 2024
Decision Item	ACTUAL	ACTUAL	BUDGET	BUDGET	DEPT REQ	DEPT REQ	GOV REC	GOV REC
Budget Object Class	DOLLAR	FTE	DOLLAR	FTE	DOLLAR	FTE	DOLLAR	FTE
TOURISM								
CORE								
DIVISION DIRECTOR	113,307	1.00	118,945	1.00	120,945	1.00	120,945	1.00
DESIGNATED PRINCIPAL ASST DIV	164,098	2.81	226,982	3.00	229,982	3.00	229,982	3.00
MISCELLANEOUS PROFESSIONAL	17,783	0.45	0	0.00	35,000	0.50	35,000	0.50
PRINCIPAL ASST BOARD/COMMISSON	44,057	1.00	48,446	1.00	52,446	1.00	52,446	1.00
LEAD ADMIN SUPPORT ASSISTANT	0	0.00	84,452	1.00	49,452	1.00	49,452	1.00
ASSOCIATE CUSTOMER SERVICE REP	122,659	4.36	177,869	5.00	179,869	5.00	179,869	5.00
LEAD CUSTOMER SERVICE REP	172,371	5.00	214,069	5.00	191,069	5.00	191,069	5.00
ASSOC RESEARCH/DATA ANALYST	47,350	1.00	52,771	1.00	55,771	1.00	55,771	1.00
PUBLIC RELATIONS SPECIALIST	9,656	0.25	174,012	3.50	119,012	2.00	119,012	2.00
SR PUBLIC RELATIONS SPECIALIST	122,971	2.62	165,403	3.00	190,403	3.00	190,403	3.00
PUBLIC RELATIONS COORDINATOR	49,944	0.88	66,718	1.00	63,718	1.00	63,718	1.00
ECONOMIC DEVLPMNT PROFESSIONAL	28,601	0.80	0	0.00	50,000	1.00	50,000	1.00
ECONOMIC DEVELOPMENT SPEC	0	0.00	49,501	1.00	52,501	1.00	52,501	1.00
ECONOMIC DEVELOPMENT SPV	174,166	3.00	200,155	3.00	185,155	3.00	185,155	3.00
ECONOMIC DEVELOPMENT MANAGER	77,702	1.00	83,978	1.00	87,978	1.00	87,978	1.00
INTERMEDIATE ACCOUNTANT	26,790	0.58	58,152	1.00	58,152	1.00	58,152	1.00
TOTAL - PS	1,171,455	24.75	1,721,453	30.50	1,721,453	30.50	1,721,453	30.50
TRAVEL, IN-STATE	42,342	0.00	50,000	0.00	50,000	0.00	50,000	0.00
TRAVEL, OUT-OF-STATE	27,116	0.00	50,000	0.00	50,000	0.00	50,000	0.00
FUEL & UTILITIES	0	0.00	500	0.00	500	0.00	500	0.00
SUPPLIES	58,793	0.00	94,500	0.00	94,500	0.00	94,500	0.00
PROFESSIONAL DEVELOPMENT	81,905	0.00	87,000	0.00	87,000	0.00	87,000	0.00
COMMUNICATION SERV & SUPP	16,738	0.00	25,000	0.00	25,000	0.00	25,000	0.00
PROFESSIONAL SERVICES	11,609,454	0.00	11,648,351	0.00	11,648,351	0.00	11,648,351	0.00
HOUSEKEEPING & JANITORIAL SERV	0	0.00	1,000	0.00	1,000	0.00	1,000	0.00
M&R SERVICES	2,195	0.00	20,000	0.00	12,000	0.00	12,000	0.00
OFFICE EQUIPMENT	7,589	0.00	1,000	0.00	9,000	0.00	9,000	0.00
OTHER EQUIPMENT	1,523	0.00	3,500	0.00	3,500	0.00	3,500	0.00
PROPERTY & IMPROVEMENTS	0	0.00	1,000	0.00	1,000	0.00	1,000	0.00
BUILDING LEASE PAYMENTS	39,771	0.00	40,000	0.00	40,000	0.00	40,000	0.00
EQUIPMENT RENTALS & LEASES	0	0.00	500	0.00	500	0.00	500	0.00
MISCELLANEOUS EXPENSES	0	0.00	2,000	0.00	2,000	0.00	2,000	0.00

Department of Economic Development

DECISION ITEM DETAIL

Budget Unit	FY 2022	FY 2022	FY 2023	FY 2023	FY 2024	FY 2024	FY 2024	FY 2024
Decision Item	ACTUAL	ACTUAL	BUDGET	BUDGET	DEPT REQ	DEPT REQ	GOV REC	GOV REC
Budget Object Class	DOLLAR	FTE	DOLLAR	FTE	DOLLAR	FTE	DOLLAR	FTE
TOURISM								
CORE								
REBILLABLE EXPENSES	0	0.00	50	0.00	50	0.00	50	0.00
TOTAL - EE	11,887,426	0.00	12,024,401	0.00	12,024,401	0.00	12,024,401	0.00
PROGRAM DISTRIBUTIONS	7,578,463	0.00	14,114,999	0.00	5,264,999	0.00	5,264,999	0.00
TOTAL - PD	7,578,463	0.00	14,114,999	0.00	5,264,999	0.00	5,264,999	0.00
GRAND TOTAL	\$20,637,344	24.75	\$27,860,853	30.50	\$19,010,853	30.50	\$19,010,853	30.50
GENERAL REVENUE								
	\$0	0.00	\$0	0.00	\$0	0.00	\$0	0.00
FEDERAL FUNDS								
	\$0	0.00	\$3,000,000	0.00	\$0	0.00	\$0	0.00
OTHER FUNDS								
	\$20,637,344	24.75	\$24,860,853	30.50	\$19,010,853	30.50	\$19,010,853	30.50

PROGRAM DESCRIPTION

Department: Economic Development

HB Section (s): 7.135

Program Name: Tourism Marketing Program

Program is found in the following core budget(s): Tourism

1a. What strategic priority does this program address?

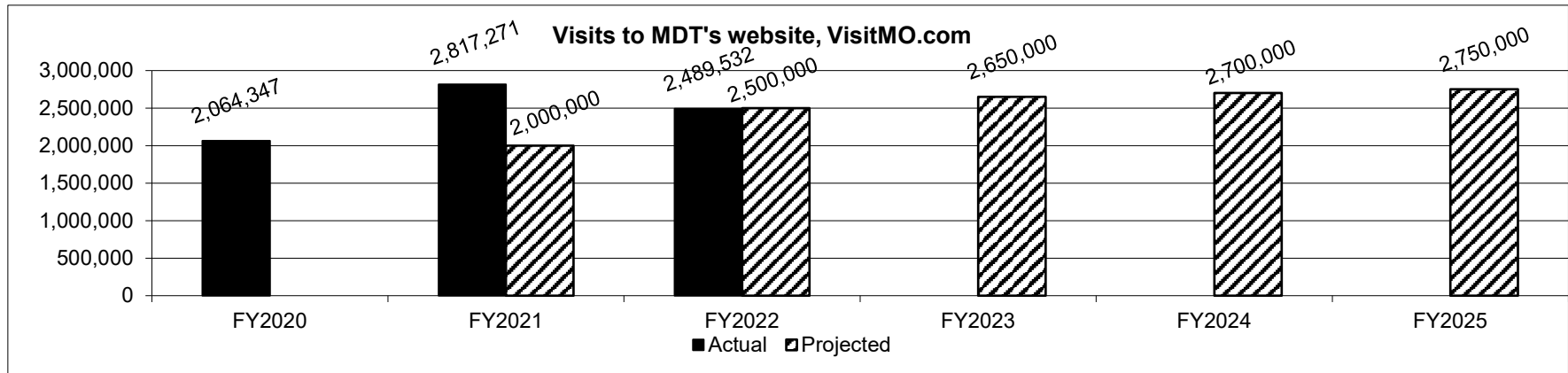
Data Driven and Customer Centric

1b. What does this program do?

- The Missouri Division of Tourism (MDT) promotes Missouri as a premier destination for tourists from throughout the U.S. and around the world in order to generate increased state and local tourism revenues and tourism-industry employment.
- Each year, MDT executes a research-based, diversified, paid advertising campaign in up to 63 media markets in 20 states, while administering a robust cooperative marketing program with more than 40 statewide, regional, and national domestic marketing organizations. Additionally, MDT has a public relations and social media strategy focusing on enhancing Missouri's brand image through positive news coverage and showcasing attractions and destinations across widely used social media platforms.
- MDT utilizes research-based marketing to ensure that optimum benefits are achieved from the MDT advertising expenditures, thereby maximizing state and local tourism revenues and tourism-related employment in the state.

2a. Provide an activity measure(s) for the program.

This measure reflects the interest that perspective travelers have in visiting Missouri. It is an activity that is encouraged by all of MDT's marketing efforts and is affected by the extent of that marketing.



Note 1: Tourism-marketing funds from the CARES Act had a positive impact on website traffic in FY2021.

Note 2: The actual for FY2022 is slightly lower than projections, primarily due to the fluctuation of consumer sentiment relating to travel amid the COVID-19 pandemic and current inflation trends.

PROGRAM DESCRIPTION

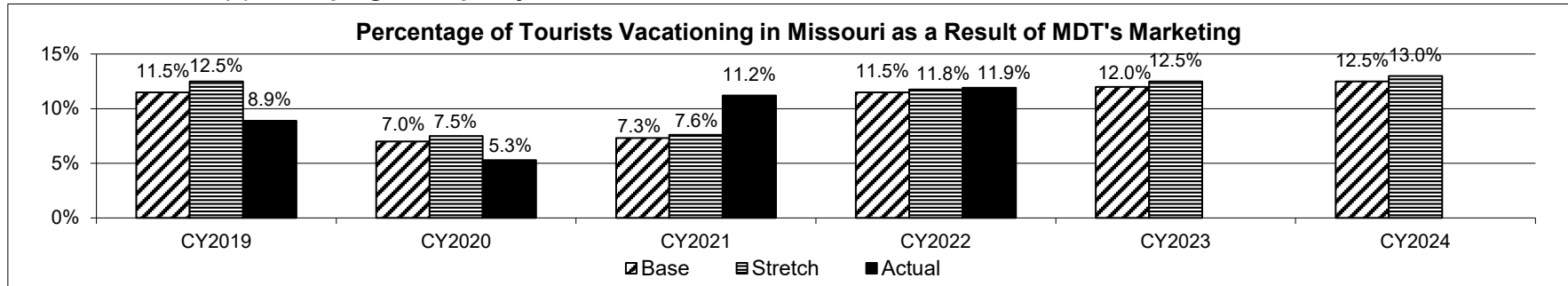
Department: Economic Development

HB Section (s): 7.135

Program Name: Tourism Marketing Program

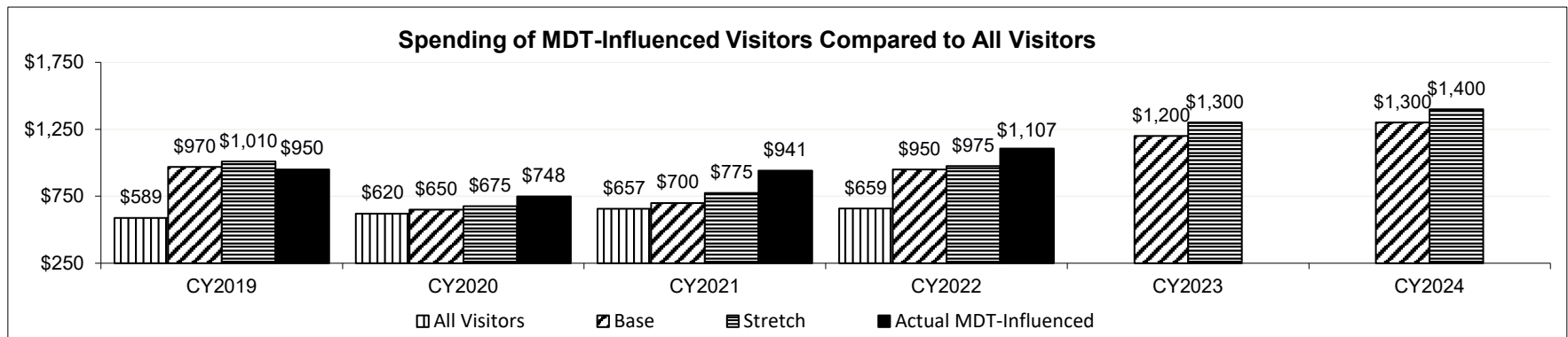
Program is found in the following core budget(s): Tourism

2b. Provide a measure(s) of the program's quality.



Sources: Marketing Effectiveness Study, Strategic Marketing & Research Insights (SMARI) and Tourism Economics, an Oxford Company

Note 1: Calculated by dividing the number of CY2022 tourists (4.7M) attributable to MDT advertising (see 2C) by the total number of visitors to Missouri (39.8M). The total number of visitors to Missouri is determined by Tourism Economics (2022 numbers).



Sources: Marketing Effectiveness Study, Strategic Marketing and Research Insights (SMARI) and Tourism Economics, an Oxford Company

Note 1: This measure compares the average amount spent per trip per party, by visitors attributable to MDT's marketing, to the average amount spent per trip per party for all Missouri visitors.

PROGRAM DESCRIPTION

Department: Economic Development

HB Section (s): 7.135

Program Name: Tourism Marketing Program

Program is found in the following core budget(s): Tourism

2c. Provide a measure(s) of the program's impact.

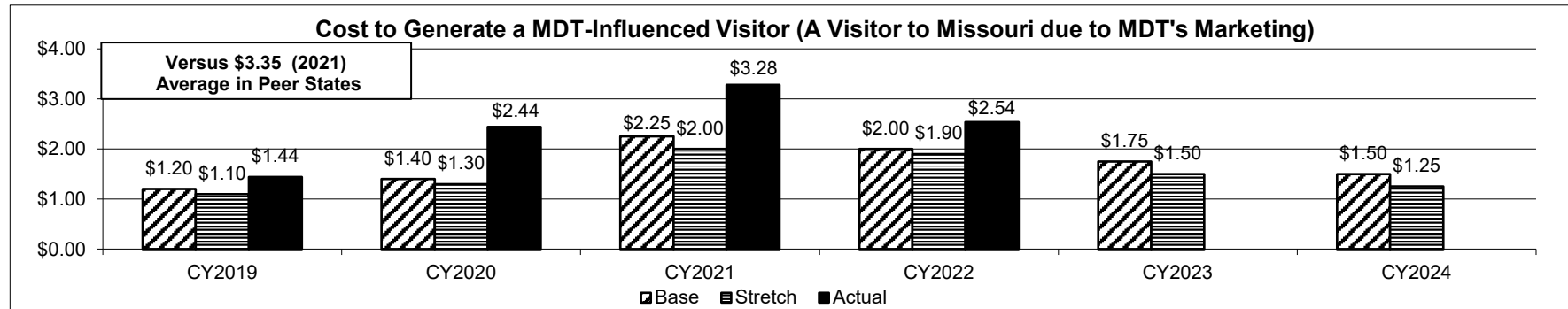
	CY2019 Actual	CY2020 Actual	CY2021 Projected	CY2021 Actual	CY2022 Projected	CY2022 Actual	CY2023 Projected	CY2024 Projected
Number of Visitors Vacationing in Missouri as a Result of MDT's Marketing (millions)	3.8	1.5	1.8	3.7	3.8	4.7	4.8	4.9
Amount of Visitor Spending as a Result of MDT's Marketing (billions)	\$0.98	\$0.34	\$0.60	\$1.15	\$1.17	\$1.49	\$1.52	\$1.55

Source: Marketing Effectiveness Study, Strategic Marketing and Research Insights (SMARI).

Note 1: SMARI calculates visitors vacationing in Missouri as a result of MDT's marketing by conducting surveys of potential adult travelers in 63 target markets within a 500 mile radius in the surrounding states and Missouri (accuracy level +/-1.3%) to determine the number of tourists attributable to MDT advertising (4.7M). (CY2022 numbers)

Note 2: Fewer visitors traveled to Missouri in CY2020 and early 2021 largely due to the COVID-19 pandemic and fears about both travel and personal economics. However, the CY2022 marketing campaign was very successful and influenced a greater number of travelers to come to Missouri than in recent years.

2d.



Source: Strategic Marketing and Research Insights (SMARI).

Note 1: This measure is calculated by dividing MDT's marketing budget by the number of MDT-influenced visitors.

Note 2: In CY2022, cost to generate an influenced visitor was higher than pre-pandemic levels due to traveler sentiment related to inflationary pressures and lingering impacts of COVID-19. In that environment, it took more spending to attract and influence a traveler, but those costs are lower than in 2021.

PROGRAM DESCRIPTION

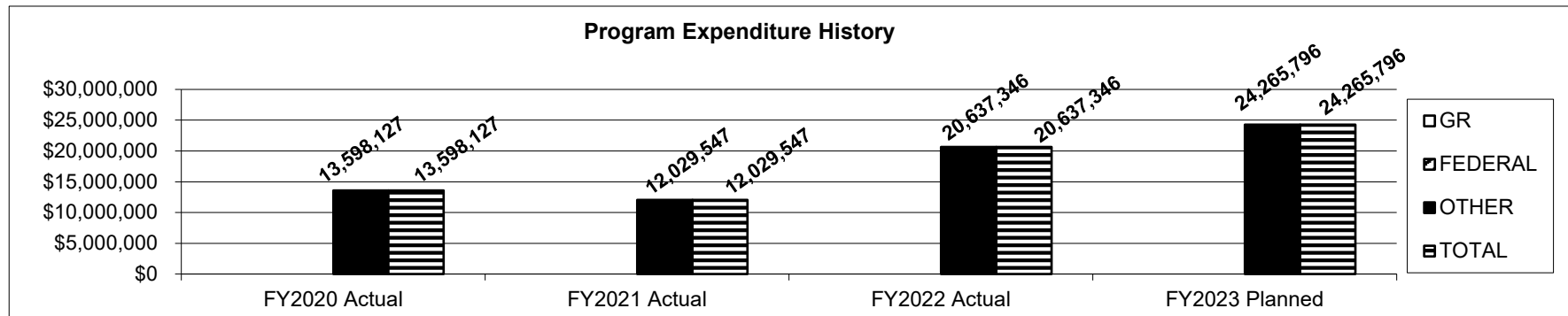
Department: Economic Development

HB Section (s): 7.135

Program Name: Tourism Marketing Program

Program is found in the following core budget(s): Tourism

3. Provide actual expenditures for the prior three fiscal years and planned expenditures for the current fiscal year. (Note: Amounts do not include fringe benefit costs.)



4. What are the sources of the "Other " funds?

Tourism Supplemental Revenue Fund (0274) and Tourism Marketing Fund (0650)

5. What is the authorization for this program, i.e., federal or state statute, etc.? (Include the federal program number, if applicable.)

Sections 620.450 through 620.467, RSMo.

6. Are there federal matching requirements? If yes, please explain.

No

7. Is this a federally mandated program? If yes, please explain.

No

CORE DECISION ITEM

Department: Economic Development					Budget Unit					42451C									
Division: Tourism																			
Core: Tourism Grant (ARPA-EDA)										HB Section					7.135				
1. CORE FINANCIAL SUMMARY																			
FY 2024 Budget Request					FY 2024 Governor's Recommendation														
	GR	Federal	Other	Total		GR	Fed	Other	Total		GR	Fed	Other	Total					
PS	0	0	0	0	PS	0	0	0	0		0	0	0	0					
EE	0	0	0	0	EE	0	0	0	0		0	0	0	0					
PSD	0	3,000,000	0	3,000,000	PSD	0	3,000,000	0	3,000,000		0	3,000,000	0	3,000,000					
TRF	0	0	0	0	TRF	0	0	0	0		0	0	0	0					
Total	0	3,000,000	0	3,000,000	Total	0	3,000,000	0	3,000,000		0	3,000,000	0	3,000,000					
FTE	0.00	0.00	0.00	0.00	FTE	0.00	0.00	0.00	0.00		0.00	0.00	0.00	0.00					
Est. Fringe	0	0	0	0	Est. Fringe	0	0	0	0		0	0	0	0					
Note: Fringes budgeted in House Bill 5 except for certain fringes budgeted directly to MoDOT, Highway Patrol, and Conservation.					Note: Fringes budgeted in House Bill 5 except for certain fringes budgeted directly to MoDOT, Highway Patrol, and Conservation.														
Other Funds:					Other Funds:														
Federal Funds: DED Federal Stim 2021 Fund (2451)					Federal Funds: DED Federal Stim 2021 Fund (2451)														
2. CORE DESCRIPTION																			
This is an appropriation of federal dollars from the American Rescue Plan Act (ARPA) of 2021 (Public Law 117-2, H.R. 1319). This \$3 million appropriation is part of a larger, \$5.7 million grant the state was awarded by the Economic Development Administration (EDA) for Travel, Tourism and Outdoor Recreation. The funding is being split between the Department of Economic Development's Division of Tourism (\$3 million) for approved tourism-marketing projects and the Department of Natural Resources Division of State Parks (\$2.7 million) for planning and infrastructure for various state park projects. The Division of Tourism will use these funds to bolster existing marketing campaigns to drive travel to Missouri.																			
3. PROGRAM LISTING (list programs included in this core funding)																			
Tourism EDA Grant program																			

CORE DECISION ITEM

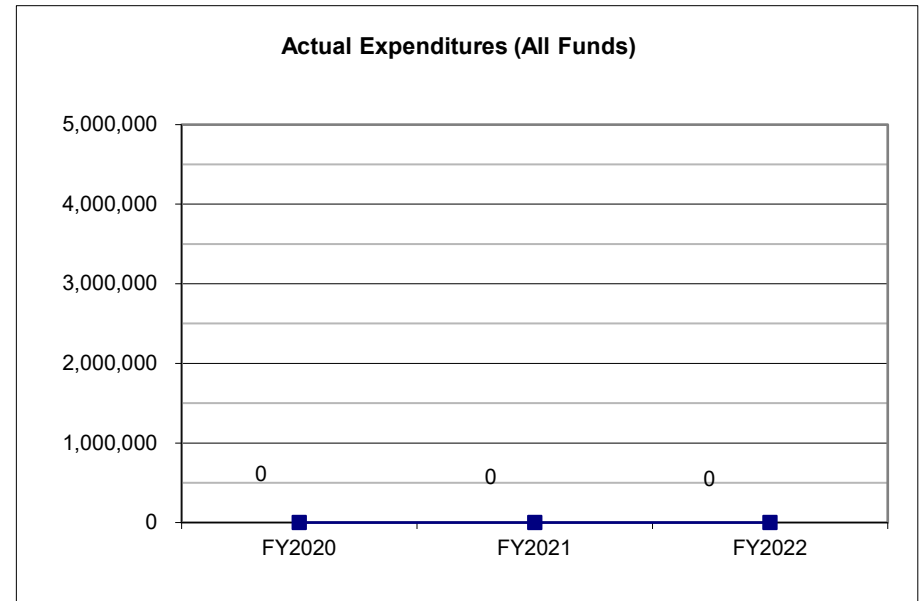
Department: Economic Development
 Division: Tourism
 Core: Tourism Grant (ARPA-EDA)

Budget Unit 42451C

HB Section 7.135

4. FINANCIAL HISTORY

	FY2020 Actual	FY2021 Actual	FY2022 Actual	FY2023 Current Yr.
Appropriation (All Funds)	0	0	0	3,000,000
Less Reverted (All Funds)	0	0	0	0
Less Restricted (All Funds)*	0	0	0	0
Budget Authority (All Funds)	0	0	0	3,000,000
Actual Expenditures (All Funds)	0	0	0	N/A
Unexpended (All Funds)	0	0	0	N/A
Unexpended, by Fund:				
General Revenue	0	0	0	N/A
Federal	0	0	0	N/A
Other	0	0	0	N/A



*Restricted amount is as of: _____

Reverted includes Governor's standard 3 percent reserve (when applicable).
 Restricted includes any extraordinary expenditure restriction (when applicable).

NOTES:

CORE RECONCILIATION DETAIL

DEPARTMENT OF ECONOMIC DEVELOPMENT TOURISM ARPA

5. CORE RECONCILIATION DETAIL

		Budget Class	FTE	GR	Federal	Other	Total	Explanation
DEPARTMENT CORE ADJUSTMENTS								
Core Reallocation	1383 2953	PD	0.00	0	3,000,000	0	3,000,000	Reallocation to separate program
NET DEPARTMENT CHANGES			0.00	0	3,000,000	0	3,000,000	
DEPARTMENT CORE REQUEST								
		PD	0.00	0	3,000,000	0	3,000,000	
		Total	0.00	0	3,000,000	0	3,000,000	
GOVERNOR'S RECOMMENDED CORE								
		PD	0.00	0	3,000,000	0	3,000,000	
		Total	0.00	0	3,000,000	0	3,000,000	

Department of Economic Development

DECISION ITEM SUMMARY

Budget Unit								
Decision Item	FY 2022	FY 2022	FY 2023	FY 2023	FY 2024	FY 2024	FY 2024	FY 2024
Budget Object Summary	ACTUAL	ACTUAL	BUDGET	BUDGET	DEPT REQ	DEPT REQ	GOV REC	GOV REC
Fund	DOLLAR	FTE	DOLLAR	FTE	DOLLAR	FTE	DOLLAR	FTE
TOURISM ARPA								
CORE								
PROGRAM-SPECIFIC								
DED FEDERAL STIM 2021 FUND	0	0.00	0	0.00	3,000,000	0.00	3,000,000	0.00
TOTAL - PD	0	0.00	0	0.00	3,000,000	0.00	3,000,000	0.00
TOTAL	0	0.00	0	0.00	3,000,000	0.00	3,000,000	0.00
GRAND TOTAL	\$0	0.00	\$0	0.00	\$3,000,000	0.00	\$3,000,000	0.00

1/11/23 10:08

im_disummary

Department of Economic Development

DECISION ITEM DETAIL

Budget Unit	FY 2022	FY 2022	FY 2023	FY 2023	FY 2024	FY 2024	FY 2024	FY 2024
Decision Item	ACTUAL	ACTUAL	BUDGET	BUDGET	DEPT REQ	DEPT REQ	GOV REC	GOV REC
Budget Object Class	DOLLAR	FTE	DOLLAR	FTE	DOLLAR	FTE	DOLLAR	FTE
TOURISM ARPA								
CORE								
PROGRAM DISTRIBUTIONS	0	0.00	0	0.00	3,000,000	0.00	3,000,000	0.00
TOTAL - PD	0	0.00	0	0.00	3,000,000	0.00	3,000,000	0.00
GRAND TOTAL	\$0	0.00	\$0	0.00	\$3,000,000	0.00	\$3,000,000	0.00
GENERAL REVENUE	\$0	0.00	\$0	0.00	\$0	0.00	\$0	0.00
FEDERAL FUNDS	\$0	0.00	\$0	0.00	\$3,000,000	0.00	\$3,000,000	0.00
OTHER FUNDS	\$0	0.00	\$0	0.00	\$0	0.00	\$0	0.00

PROGRAM DESCRIPTION

Department: Economic Development

HB Section(s): 7.135

Program Name: Tourism Grant (ARPA-EDA)

Program is found in the following core budget(s): Division of Tourism

1a. What strategic priority does this program address?

Data Driven and Customer Centric

1b. What does this program do?

Through the Travel, Tourism and Outdoor Recreation program, Economic Development Administration (EDA) is focused on accelerating the recovery of communities that rely on the travel, tourism and outdoor recreation sectors. The EDA allocated \$510 million to states (\$5.7 million to Missouri) and noted the following appropriate uses of funds: marketing, infrastructure, workforce and other projects to rejuvenate safe leisure, business and international travel. The Division of Tourism will use the available funds to strengthen the brand experience for visitors who come to Missouri. Tactics include out of home (billboard) and transit (bus, light rail, semi-trailer wrap) advertising in key ingress markets; welcome messaging and activations in high-traffic hubs such as fuel centers and airports; and installations with printed paraphernalia to capture visitors' attention.

2a. Provide an activity measure(s) for the program.

The Division of Tourism will determine impressions generated through these additional activities and will calculate both the frequency and reach of the tactics used. A marketing effectiveness study will help determine what impact on visitation and spending these tactics had.

2b. Provide a measure(s) of the program's quality.

The Division of Tourism will measure this component of its campaign against other, more traditional tools (television, print, audio advertising) to determine how these tactics fit in to the the Division's ability to generate interest and consumer spending at Missouri's tourism destinations.

2c. Provide a measure(s) of the program's impact.

The program can be measured through the impressions generated - in other words, the number of people who see and interact with - these components.

2d. Provide a measure(s) of the program's efficiency.

Through marketing research, the Division of Tourism will be able to determine what it costs to reach an individual consumer and how that correlates with other marketing tactics employed by the Division.

PROGRAM DESCRIPTION

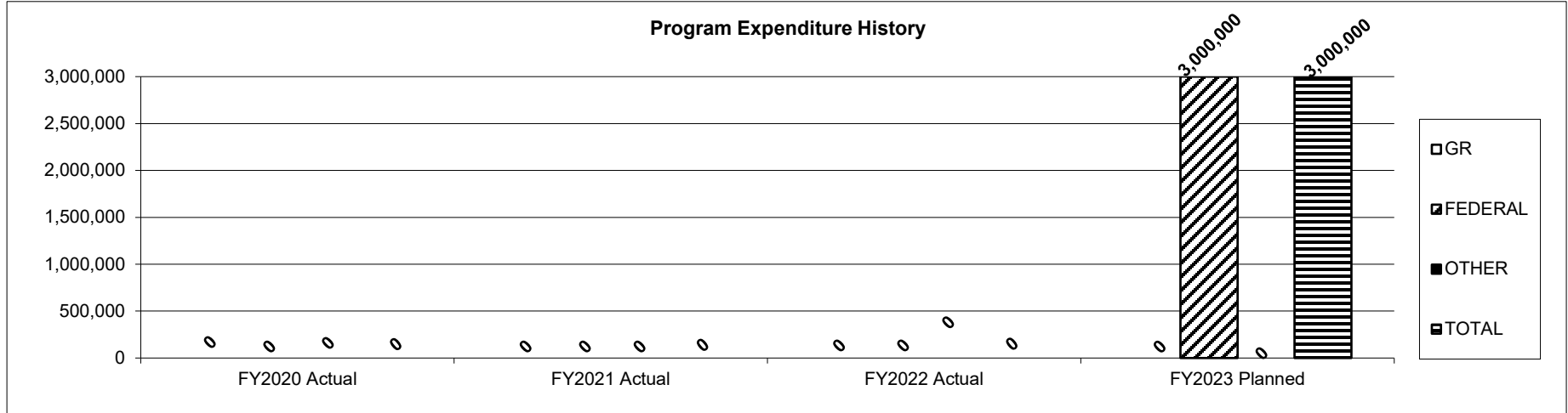
Department: Economic Development

HB Section(s): 7.135

Program Name: Tourism Grant (ARPA-EDA)

Program is found in the following core budget(s): Division of Tourism

3. Provide actual expenditures for the prior three fiscal years and planned expenditures for the current fiscal year. (Note: Amounts do not include fringe benefit costs.)



4. What are the sources of the "Other " funds?

NA

5. What is the authorization for this program, i.e., federal or state statute, etc.? (Include the federal program number, if applicable.)

This is an appropriation of federal dollars from the American Rescue Plan Act (ARPA) of 2021 (Public Law 117-2, H.R. 1319) for Statewide Planning, Research, and Networks Notice of Funding Opportunity (NOFO) through the Economic Development Administration (EDA).

6. Are there federal matching requirements? If yes, please explain.

NA

7. Is this a federally mandated program? If yes, please explain.

No

CORE DECISION ITEM

Department:	Economic Development	Budget Unit	42465C
Division:	Tourism		
Core:	Missouri Film Office	HB Section	7.135

1. CORE FINANCIAL SUMMARY

	FY 2024 Budget Request			
	GR	Federal	Other	Total
PS	0	0	0	0
EE	0	0	200,115	200,115
PSD	0	0	0	0
TRF	0	0	0	0
Total	0	0	200,115	200,115
FTE	0.00	0.00	0.00	0.00

Est. Fringe	0	0	0	0
--------------------	---	---	---	---

Note: Fringes budgeted in House Bill 5 except for certain fringes budgeted directly to MoDOT, Highway Patrol, and Conservation.

	FY 2024 Governor's Recommendation			
	GR	Fed	Other	Total
PS	0	0	0	0
EE	0	0	200,115	200,115
PSD	0	0	0	0
TRF	0	0	0	0
Total	0	0	200,115	200,115
FTE	0.00	0.00	0.00	0.00

Est. Fringe	0	0	0	0
--------------------	---	---	---	---

Note: Fringes budgeted in House Bill 5 except for certain fringes budgeted directly to MoDOT, Highway Patrol, and Conservation.

Other Funds: Tourism Supplemental Revenue Fund (0274)

Note: Requires GR transfer to Tourism Supp Rev Fund (0274)

Other Funds: Tourism Supplemental Revenue Fund (0274)

Requires GR transfer to Tourism Supp Rev Fund (0274)

2. CORE DESCRIPTION

The Missouri Film Office was established in 1983 to attract film, television, video and cable production to Missouri and to promote growth of the film and video production industry in Missouri. The Film Office serves as the official central point of contact for all statewide inquiries concerning film, TV shows/segments, commercials, web content, and scripted motion media. The production and distribution of films and television programs is one of the nation's most valuable cultural and economic resources, and in Missouri more than 13,000 workers are employed in the industry - many with salaries above the national average. The Film Office maintains and markets a large photo database of locations across the state and keeps current a statewide database of skilled workers, special equipment operators and support service companies. Many small businesses provide support to the film industry in Missouri. These include transportation, food service, hospitality, retail, accounting, information management, equipment rental, heavy machine leasing, specialized design services, fine arts schools, lawyers, and managers for public figures and independent artists. The Film Office efforts serve to maximize the economic impact as well as national and international exposure of Missouri-filmed production for the state.

The Missouri Film Commission was created in 1996 per §620.1200, RSMo, as part of the Missouri Department of Economic Development (DED). The purpose of the five-member Commission is to advise the director of the DED on the promotion of development of film production and facilities in Missouri.

3. PROGRAM LISTING (list programs included in this core funding)

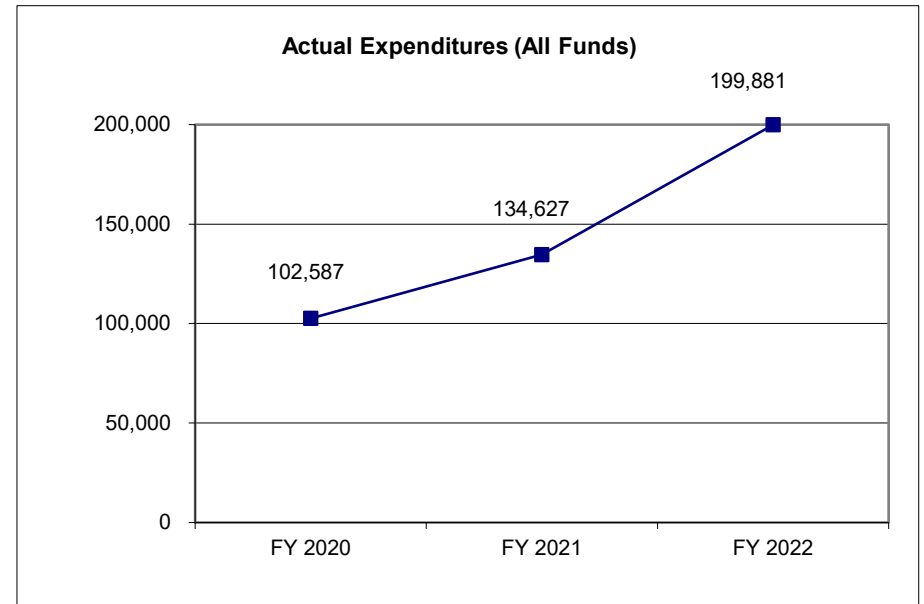
Missouri Film Office

CORE DECISION ITEM

Department:	Economic Development	Budget Unit	42465C
Division:	Tourism		
Core:	Missouri Film Office	HB Section	7.135

4. FINANCIAL HISTORY

	FY 2020 Actual	FY 2021 Actual	FY 2022 Actual	FY 2023 Current Yr.
Appropriation (All Funds)	200,115	200,115	200,115	200,115
Less Reverted (All Funds)	0	0	0	0
Less Restricted (All Funds)	0	0	0	0
Budget Authority (All Funds)	200,115	200,115	200,115	200,115
Actual Expenditures (All Funds)	102,587	134,627	199,881	N/A
Unexpended (All Funds)	97,528	65,488	234	N/A
Unexpended, by Fund:				
General Revenue	0	0	0	N/A
Federal	0	0	0	N/A
Other	97,528 (1)	65,488 (2)	234	N/A



*Restricted amount is as of: _____

Reverted includes Governor's standard 3 percent reserve (when applicable).

Restricted includes any extraordinary expenditure restriction (when applicable).

NOTES:

(1) In FY2020, the total restriction on the GR transfer was \$6,479,780; however, nothing was restricted from the Tourism Supplemental Fund spending authority. The Film Office did not spend its entire appropriation because the GR Transfer was restricted.

(2) In FY2021, the Film Office had around \$15,000 in FY2021 invoices paid in July and August. In addition, there were three large, out-of-state marketing events cancelled due to concerns related to COVID-19.

CORE RECONCILIATION DETAIL

**DEPARTMENT OF ECONOMIC DEVELOPMENT
FILM OFFICE**

5. CORE RECONCILIATION DETAIL

	Budget Class	FTE	GR	Federal	Other	Total	Explanation
TAFP AFTER VETOES	EE	0.00	0	0	200,115	200,115	
	Total	0.00	0	0	200,115	200,115	
DEPARTMENT CORE REQUEST	EE	0.00	0	0	200,115	200,115	
	Total	0.00	0	0	200,115	200,115	
GOVERNOR'S RECOMMENDED CORE	EE	0.00	0	0	200,115	200,115	
	Total	0.00	0	0	200,115	200,115	

Department of Economic Development

DECISION ITEM SUMMARY

Budget Unit								
Decision Item	FY 2022	FY 2022	FY 2023	FY 2023	FY 2024	FY 2024	FY 2024	FY 2024
Budget Object Summary	ACTUAL	ACTUAL	BUDGET	BUDGET	DEPT REQ	DEPT REQ	GOV REC	GOV REC
Fund	DOLLAR	FTE	DOLLAR	FTE	DOLLAR	FTE	DOLLAR	FTE
FILM OFFICE								
CORE								
EXPENSE & EQUIPMENT								
DIVISION OF TOURISM SUPPL REV	199,881	0.00	200,115	0.00	200,115	0.00	200,115	0.00
TOTAL - EE	199,881	0.00	200,115	0.00	200,115	0.00	200,115	0.00
TOTAL	199,881	0.00	200,115	0.00	200,115	0.00	200,115	0.00
GRAND TOTAL	\$199,881	0.00	\$200,115	0.00	\$200,115	0.00	\$200,115	0.00

1/11/23 10:08

im_disummary

Department of Economic Development

DECISION ITEM DETAIL

Budget Unit	FY 2022	FY 2022	FY 2023	FY 2023	FY 2024	FY 2024	FY 2024	FY 2024
Decision Item	ACTUAL	ACTUAL	BUDGET	BUDGET	DEPT REQ	DEPT REQ	GOV REC	GOV REC
Budget Object Class	DOLLAR	FTE	DOLLAR	FTE	DOLLAR	FTE	DOLLAR	FTE
FILM OFFICE								
CORE								
TRAVEL, IN-STATE	3,936	0.00	12,341	0.00	7,341	0.00	7,341	0.00
TRAVEL, OUT-OF-STATE	3,645	0.00	22,102	0.00	14,602	0.00	14,602	0.00
SUPPLIES	15,717	0.00	30,476	0.00	20,476	0.00	20,476	0.00
PROFESSIONAL DEVELOPMENT	121,808	0.00	87,386	0.00	122,386	0.00	122,386	0.00
COMMUNICATION SERV & SUPP	719	0.00	1,591	0.00	841	0.00	841	0.00
PROFESSIONAL SERVICES	53,889	0.00	32,114	0.00	32,114	0.00	32,114	0.00
OTHER EQUIPMENT	139	0.00	2,000	0.00	1,000	0.00	1,000	0.00
BUILDING LEASE PAYMENTS	0	0.00	1,000	0.00	750	0.00	750	0.00
EQUIPMENT RENTALS & LEASES	0	0.00	1,000	0.00	500	0.00	500	0.00
MISCELLANEOUS EXPENSES	28	0.00	10,105	0.00	105	0.00	105	0.00
TOTAL - EE	199,881	0.00	200,115	0.00	200,115	0.00	200,115	0.00
GRAND TOTAL	\$199,881	0.00	\$200,115	0.00	\$200,115	0.00	\$200,115	0.00
GENERAL REVENUE	\$0	0.00	\$0	0.00	\$0	0.00	\$0	0.00
FEDERAL FUNDS	\$0	0.00	\$0	0.00	\$0	0.00	\$0	0.00
OTHER FUNDS	\$199,881	0.00	\$200,115	0.00	\$200,115	0.00	\$200,115	0.00

PROGRAM DESCRIPTION

Department: Economic Development

HB Section(s): 7.135

Program Name: Missouri Film Office

Program is found in the following core budget(s): Missouri Film Office

1a. What strategic priority does this program address?

Customer Centric

1b. What does this program do?

- The Missouri Film Office works to bring film, television, commercial and web production to Missouri and to promote the growth of the film and video production industry in Missouri. It works toward this goal by marketing Missouri to filmmakers through in-person meetings, distributing marketing materials; utilizing social media; responding to inquiries about possible Missouri projects; providing filmmakers information about available city and state resources; setting up location scouting trips; and providing logistical support during filming. Since 2014, the Film Office has coordinated the Missouri Stories Scriptwriting Fellowship Program, an initiative to increase the number of film and TV scripts set in Missouri. In 2021, the Missouri Stories Production Lab was launched to further increase production in-state.
- The one-person office partners with the Kansas City Film Office as well as film liaisons in convention and visitors bureaus across the state to leverage available resources.

2a. Provide an activity measure(s) for the program.

	FY2020		FY2021		FY2022		FY2023	FY2024	FY2025
	Projected	Actual	Projected	Actual	Projected	Actual	Projected	Projected	Projected
Film Projects Assisted	190	133	130	106	130	144	150	170	180
Film Office Web Site Visits	11,900	11,934	12,000	17,035	17,500	11,720	15,000	16,000	17,000
Mo Stories Script Submissions	50	79	80	92	95	73	80	90	95

Note: Film projects assisted include feature films, short films, TV series and episodes, web content, music videos, film festivals, and film events.

2b. Provide a measure(s) of the program's quality.

Satisfaction with Assistance Provide by the Missouri Film Office

	FY2020		FY2021		FY2022		FY2023	FY2024	FY2025
	Projected	Actual	Projected	Actual	Projected	Actual	Projected	Projected	Projected
Extremely or Very Satisfied	93.0%	94.3%	95.0%	81.8%	85.0%	84.9%	87.0%	90.0%	92.0%

Note: The Missouri Film Office developed an annual survey to determine the satisfaction of production staff it assists. Satisfaction was measured on a 5-point scale: not at all satisfied, somewhat dissatisfied, moderately satisfied, very satisfied, or extremely satisfied. For FY2022, the survey was sent to 244 people who had contacted the Film Office for assistance and/or attended a Film Office education session. 76 people responded to the survey.

PROGRAM DESCRIPTION

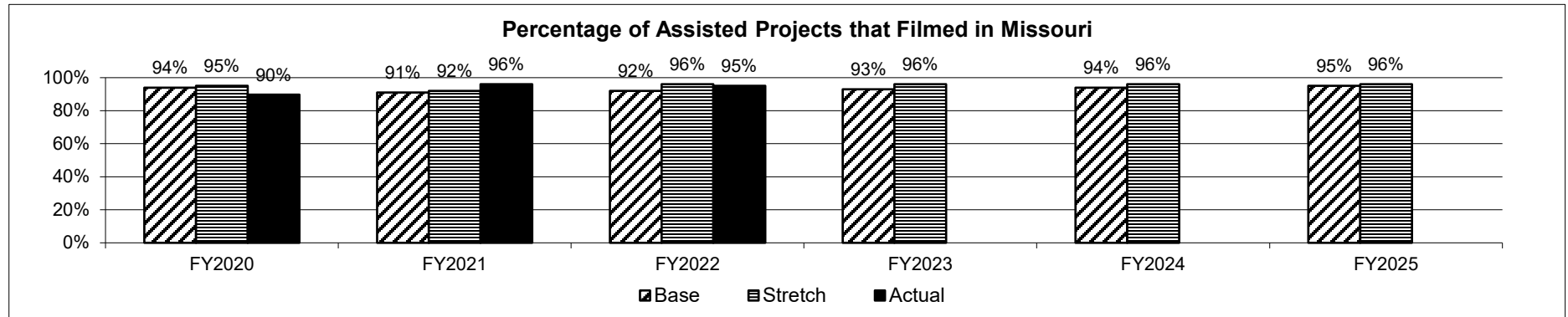
Department: Economic Development

HB Section(s): 7.135

Program Name: Missouri Film Office

Program is found in the following core budget(s): Missouri Film Office

2c. Provide a measure(s) of the program's impact.



Note: Measure calculated by dividing the number of projects filming in Missouri by the total number assisted by the Film Office. Base/Stretch goals indicate continued strength in conversions.

Share of Film Projects that Filmed in Missouri as a Direct Result of a Missouri Film Office Effort

	FY2020		FY2021		FY2022		FY2023	FY2024	FY2025
	Projected	Actual	Projected	Actual	Projected	Actual	Projected	Projected	Projected
Absolutely or Very Much Influenced	26.0%	35.3%	35.0%	32.5%	35.0%	48.1%	49.0%	50.0%	50.0%
Moderately or Slightly Influenced	19.0%	29.4%	25.0%	30.0%	30.0%	14.8%	21.0%	20.0%	20.0%
Not at all Influenced	55.0%	35.3%	30.0%	37.5%	35.0%	37.0%	30.0%	30.0%	30.0%

Note: The Missouri Film Office developed an annual survey to determine what share of film and television productions it assisted chose to film in Missouri as a direct result of that assistance. The performance measure compares the percentage of productions indicating that Missouri Film Office assistance was very influential in their decision to locate in Missouri to all productions assisted.

PROGRAM DESCRIPTION

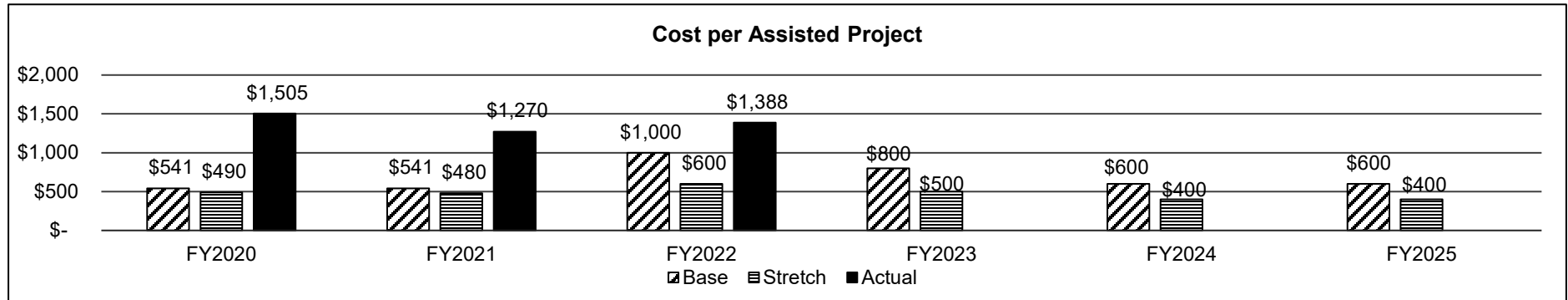
Department: Economic Development

HB Section(s): 7.135

Program Name: Missouri Film Office

Program is found in the following core budget(s): Missouri Film Office

2d. Provide a measure(s) of the program's efficiency.



Note: Measure calculated by dividing the cost of the Film Office Operations by the number of film projects assisted. Base target assumes consistent costs and film project activity.

PROGRAM DESCRIPTION

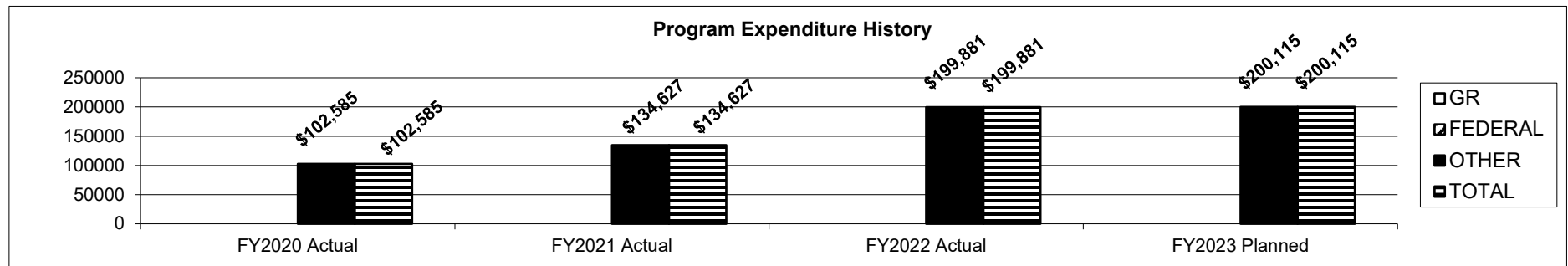
Department: Economic Development

HB Section(s): 7.135

Program Name: Missouri Film Office

Program is found in the following core budget(s): Missouri Film Office

3. Provide actual expenditures for the prior three fiscal years and planned expenditures for the current fiscal year. (Note: Amounts do not include fringe benefit costs.)



In FY2020, the total restriction on the GR transfer was \$6,479,780; however, nothing was restricted from the Tourism Supplemental Fund spending authority. The Film Office did not spend its entire appropriation due to the shortage of cash.

In FY2021, the Film Office had around \$15,000 in FY2021 invoices paid in July and August. In addition, there were three large, out-of-state marketing events cancelled due to concerns related to COVID-19.

4. What are the sources of the "Other " funds?

Tourism Supplemental Revenue Fund (0274)

5. What is the authorization for this program, i.e., federal or state statute, etc.? (Include the federal program number, if applicable.)

Section 620.1200, RSMo.

6. Are there federal matching requirements? If yes, please explain.

No

7. Is this a federally mandated program? If yes, please explain.

No

CORE DECISION ITEM

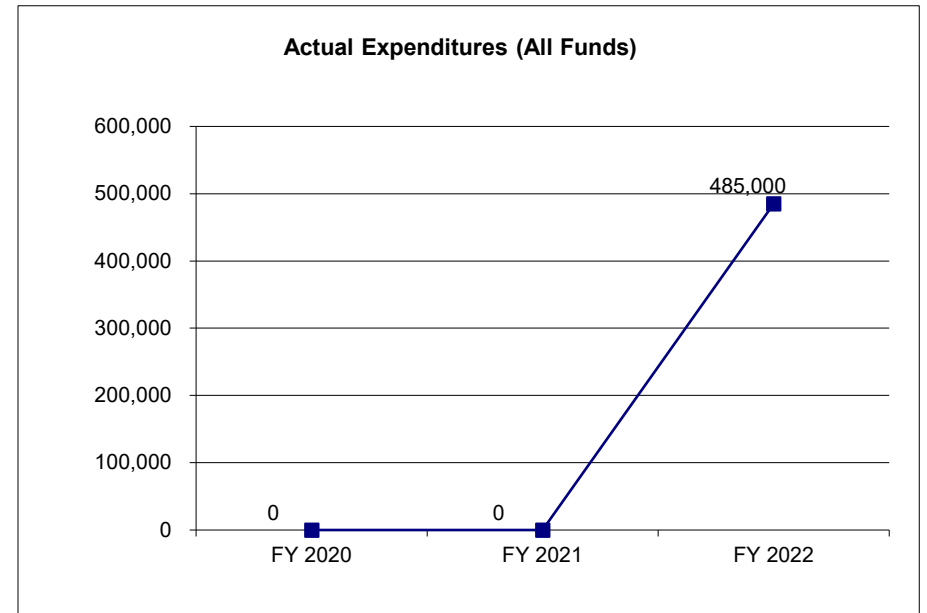
Department: Economic Development					Budget Unit <u>42461C</u>				
Division: Tourism									
Core: Meet in Missouri Transfer					HB Section <u>7.136</u>				
1. CORE FINANCIAL SUMMARY									
	FY 2024 Budget Request					FY 2024 Governor's Recommendation			
	GR	Federal	Other	Total		GR	Federal	Other	Total
PS	0	0	0	0	PS	0	0	0	0
EE	0	0	0	0	EE	0	0	0	0
PSD	0	0	0	0	PSD	0	0	0	0
TRF	0	0	0	0	TRF	0	0	0	0
Total	0	0	0	0	Total	0	0	0	0
FTE	0.00	0.00	0.00	0.00	FTE	0.00	0.00	0.00	0.00
Est. Fringe	0	0	0	0	Est. Fringe	0	0	0	0
<i>Note: Fringes budgeted in House Bill 5 except for certain fringes budgeted directly to MoDOT, Highway Patrol, and Conservation.</i>					<i>Note: Fringes budgeted in House Bill 5 except for certain fringes budgeted directly to MoDOT, Highway Patrol, and Conservation.</i>				
Other Funds:					Other Funds:				
2. CORE DESCRIPTION									
<p>This core decision item is the General Revenue transfer that provides funding to the Major Economic Convention Event in Missouri Fund more commonly referred to as the Meet in Missouri Act. The authority for this program is provided for in Section 620.1620, RSMo. It was noted during the FY2023 budget process this was a one-time General Revenue appropriation.</p> <p>See the core decision item for the Meet in Missouri for details about this program.</p>									
3. PROGRAM LISTING (list programs included in this core funding)									
Major Economic Convention Event in Missouri (Meet in Missouri) Fund Transfer									

CORE DECISION ITEM

Department: Economic Development	Budget Unit <u>42461C</u>
Division: Tourism	
Core: Meet in Missouri Transfer	HB Section <u>7.136</u>

4. FINANCIAL HISTORY

	FY 2020	FY 2021	FY 2022	FY 2023
	Actual	Actual	Actual	Current Yr.
Appropriation (All Funds)	500,000	0	500,000	1,000,000
Less Reverted (All Funds)	(15,000)	0	(15,000)	(30,000)
Less Restricted (All Funds)*	(485,000)	0	0	0
Budget Authority (All Funds)	0	0	485,000	970,000
Actual Expenditures (All Funds)	0	0	485,000	N/A
Unexpended (All Funds)	0	0	0	N/A
Unexpended, by Fund:				
General Revenue	0	0	0	N/A
Federal	0	0	0	N/A
Other	0	0	0	N/A
	(1)			



*Current Year restricted amount is as of _____.

Reverted includes the statutory three percent reserve amount (when applicable).

Restricted includes any Governor's expenditure restrictions which remained at the end of the fiscal year (when applicable).

NOTES: (1) In FY2020, all \$500,000 of the GR transfer into the Meet in Missouri Fund was reverted (\$15,000) or restricted (\$485,000); therefore, no funds were expended in FY2020 from this Fund.

CORE RECONCILIATION DETAIL

DEPARTMENT OF ECONOMIC DEVELOPMENT MEET IN MO TRANSFER

5. CORE RECONCILIATION DETAIL

		Budget Class	FTE	GR	Federal	Other	Total	Explanation
TAFP AFTER VETOES								
		TRF	0.00	1,000,000	0	0	1,000,000	
		Total	0.00	1,000,000	0	0	1,000,000	
DEPARTMENT CORE ADJUSTMENTS								
1x Expenditures	1386 T125	TRF	0.00	(1,000,000)	0	0	(1,000,000)	Reduction of one-time expenditure
NET DEPARTMENT CHANGES			0.00	(1,000,000)	0	0	(1,000,000)	
DEPARTMENT CORE REQUEST								
		TRF	0.00	0	0	0	0	
		Total	0.00	0	0	0	0	
GOVERNOR'S RECOMMENDED CORE								
		TRF	0.00	0	0	0	0	
		Total	0.00	0	0	0	0	

Department of Economic Development

DECISION ITEM SUMMARY

Budget Unit								
Decision Item	FY 2022	FY 2022	FY 2023	FY 2023	FY 2024	FY 2024	FY 2024	FY 2024
Budget Object Summary	ACTUAL	ACTUAL	BUDGET	BUDGET	DEPT REQ	DEPT REQ	GOV REC	GOV REC
Fund	DOLLAR	FTE	DOLLAR	FTE	DOLLAR	FTE	DOLLAR	FTE
MEET IN MO TRANSFER								
CORE								
FUND TRANSFERS								
GENERAL REVENUE	485,000	0.00	1,000,000	0.00	0	0.00	0	0.00
TOTAL - TRF	485,000	0.00	1,000,000	0.00	0	0.00	0	0.00
TOTAL	485,000	0.00	1,000,000	0.00	0	0.00	0	0.00
GRAND TOTAL	\$485,000	0.00	\$1,000,000	0.00	\$0	0.00	\$0	0.00

1/11/23 10:08

im_disummary

Department of Economic Development

DECISION ITEM DETAIL

Budget Unit	FY 2022	FY 2022	FY 2023	FY 2023	FY 2024	FY 2024	FY 2024	FY 2024
Decision Item	ACTUAL	ACTUAL	BUDGET	BUDGET	DEPT REQ	DEPT REQ	GOV REC	GOV REC
Budget Object Class	DOLLAR	FTE	DOLLAR	FTE	DOLLAR	FTE	DOLLAR	FTE
MEET IN MO TRANSFER								
CORE								
TRANSFERS OUT	485,000	0.00	1,000,000	0.00	0	0.00	0	0.00
TOTAL - TRF	485,000	0.00	1,000,000	0.00	0	0.00	0	0.00
GRAND TOTAL	\$485,000	0.00	\$1,000,000	0.00	\$0	0.00	\$0	0.00
GENERAL REVENUE	\$485,000	0.00	\$1,000,000	0.00	\$0	0.00		0.00
FEDERAL FUNDS	\$0	0.00	\$0	0.00	\$0	0.00		0.00
OTHER FUNDS	\$0	0.00	\$0	0.00	\$0	0.00		0.00

PROGRAM DESCRIPTION	
Department: Economic Development	HB Section(s): <u>7.136</u>
Program Name: Meet in Missouri Transfer	
Program is found in the following core budget(s): Meet in Missouri Transfer	
<p>1a. What strategic priority does this program address? Customer Centric</p> <p>1b. What does this program do? This is the General Revenue transfer that provides funding to the Major Economic Convention Event in Missouri Fund more commonly referred to as the Meet in Missouri Act. The authority for this program is provided for in Section 620.1620, RSMo. This General Revenue transfer took place for the first time in FY2020. See the Program Description Form for the Meet in Missouri Program for an explanation of this program and how it contributes to tourism-related economic development.</p> <p>2a. Provide an activity measure(s) for the program. This is a GR transfer. Please refer to the Program Description for the Meet in Missouri Program.</p> <p>2b. Provide a measure(s) of the program's quality. This is a GR transfer. Please refer to the Program Description for the Meet in Missouri Program.</p> <p>2c. Provide a measure(s) of the program's impact. This is a GR transfer. Please refer to the Program Description for the Meet in Missouri Program.</p> <p>2d. Provide a measure(s) of the program's efficiency. This is a GR transfer. Please refer to the Program Description for the Meet in Missouri Program.</p>	

PROGRAM DESCRIPTION

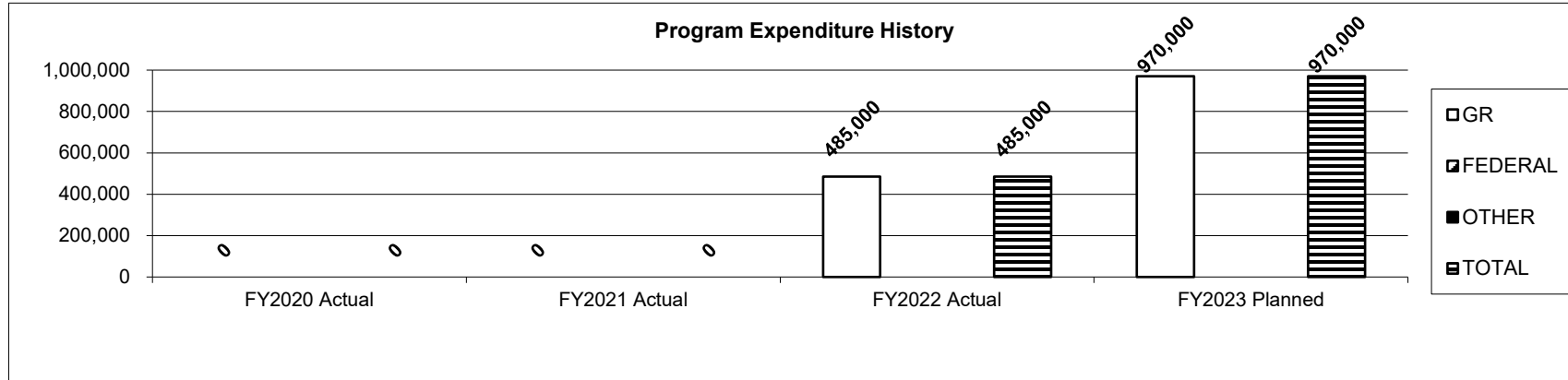
Department: Economic Development

HB Section(s): 7.136

Program Name: Meet in Missouri Transfer

Program is found in the following core budget(s): Meet in Missouri Transfer

3. Provide actual expenditures for the prior three fiscal years and planned expenditures for the current fiscal year. *(Note: Amounts do not include fringe benefit costs.)*



Note: FY2023 Planned reflects planned spending less 3% Governor's Reserve.

4. What are the sources of the "Other " funds?

N/A

5. What is the authorization for this program, i.e., federal or state statute, etc.? (Include the federal program number, if applicable.)

Section 620.1620, RSMo.

6. Are there federal matching requirements? If yes, please explain.

No

7. Is this a federally mandated program? If yes, please explain.

No

CORE DECISION ITEM

Department: Economic Development	Budget Unit	42462C
Division: Tourism		
Core: Meet in Missouri	HB Section	7.137

1. CORE FINANCIAL SUMMARY

	FY 2024 Budget Request			
	GR	Federal	Other	Total
PS	0	0	0	0
EE	0	0	0	0
PSD	0	0	0	0
TRF	0	0	0	0
Total	0	0	0	0
FTE	0.00	0.00	0.00	0.00

Est. Fringe	0	0	0	0
<i>Note: Fringes budgeted in House Bill 5 except for certain fringes budgeted directly to MoDOT, Highway Patrol, and Conservation.</i>				

Other Funds:

	FY 2024 Governor's Recommendation			
	GR	Federal	Other	Total
PS	0	0	0	0
EE	0	0	0	0
PSD	0	0	0	0
TRF	0	0	0	0
Total	0	0	0	0
FTE	0.00	0.00	0.00	0.00

Est. Fringe	0	0	0	0
<i>Note: Fringes budgeted in House Bill 5 except for certain fringes budgeted directly to MoDOT, Highway Patrol, and Conservation.</i>				

Other Funds:

2. CORE DESCRIPTION

The Major Economic Convention Event in Missouri Fund was established in 2016 (HB 1698), as provided for in §620.1620, RSMo. and became effective August 2016. This program, more commonly referred to as the Meet in Missouri Act, provides an incentive for Destination Marketing Organizations (DMOs) to attract major out-of-state conventions to the State of Missouri. After the DMO submits the written major convention plan, the Department of Economic Development is responsible for reviewing, approving/denying the application, dispersing funds, receiving and reviewing the final summary report, and determining if any refund is required. The awarded funds may be used by the DMO for any operational costs of the venue; however, administrative costs cannot be covered. With these awarded funds, the Meet in Missouri Act hopes to assist DMOs in attracting out-of-state visitors to conventions.

It was noted during the FY2023 budget process that this was a one-time appropriation.

3. PROGRAM LISTING (list programs included in this core funding)

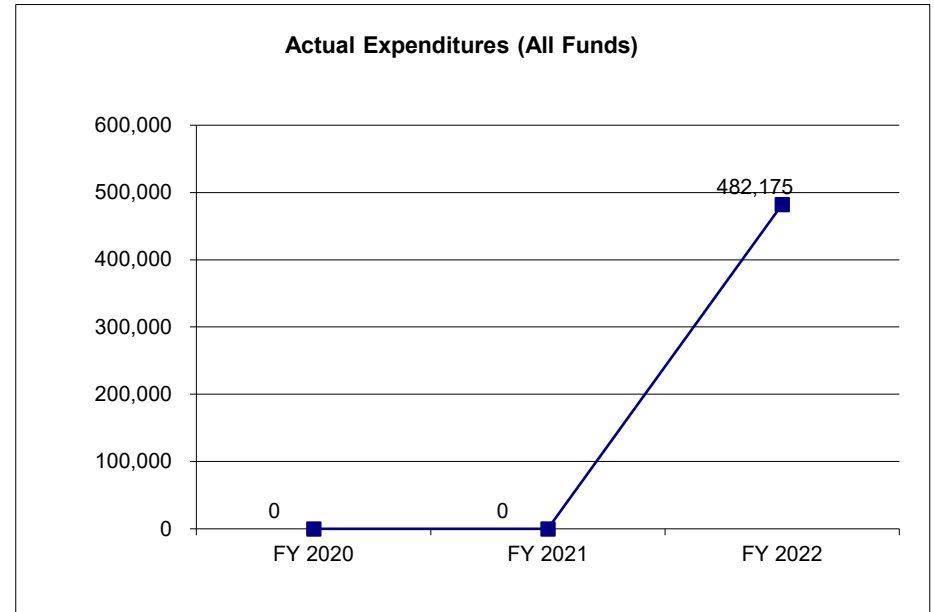
Meet in Missouri Act

CORE DECISION ITEM

Department: Economic Development	Budget Unit <u>42462C</u>
Division: Tourism	
Core: Meet in Missouri	HB Section <u>7.137</u>

4. FINANCIAL HISTORY

	FY 2020 Actual	FY 2021 Actual	FY 2022 Actual	FY 2023 Current Yr.
Appropriation (All Funds)	500,000	500,000	500,000	1,000,000
Less Reverted (All Funds)	0	0	0	0
Less Restricted (All Funds)*	0	0	0	0
Budget Authority (All Funds)	500,000	500,000	500,000	1,000,000
Actual Expenditures (All Funds)	0	0	482,175	N/A
Unexpended (All Funds)	500,000	500,000	17,825	N/A
Unexpended, by Fund:				
General Revenue	0	0	0	N/A
Federal	0	0	0	N/A
Other	500,000	500,000	17,825	N/A
	(1)	(2)	(3)	



*Current Year restricted amount is as of _____.

Reverted includes the statutory three percent reserve amount (when applicable).

Restricted includes any Governor's expenditure restrictions which remained at the end of the fiscal year (when applicable).

- NOTES:**
- (1) In FY2020, all \$500,000 of the GR transfer into the Meet in Missouri Fund was reverted (\$15,000) or restricted (\$485,000); therefore, no funds were expended in FY2020 from this Fund.
 - (2) In FY2021, the GR transfer was removed; however, the spending appropriation authority remained.
 - (3) In FY2022, the spending authority was \$500,000; however, only \$485,000 in general revenue was transferred into the fund.

CORE RECONCILIATION DETAIL

**DEPARTMENT OF ECONOMIC DEVELOPMENT
MEET IN MO**

5. CORE RECONCILIATION DETAIL

		Budget Class	FTE	GR	Federal	Other	Total	Explanation
TAFP AFTER VETOES								
		PD	0.00	0	0	1,000,000	1,000,000	
		Total	0.00	0	0	1,000,000	1,000,000	
DEPARTMENT CORE ADJUSTMENTS								
1x Expenditures	1387 5053	PD	0.00	0	0	(1,000,000)	(1,000,000)	Reduction of one-time expenditure
NET DEPARTMENT CHANGES			0.00	0	0	(1,000,000)	(1,000,000)	
DEPARTMENT CORE REQUEST								
		PD	0.00	0	0	0	0	
		Total	0.00	0	0	0	0	
GOVERNOR'S RECOMMENDED CORE								
		PD	0.00	0	0	0	0	
		Total	0.00	0	0	0	0	

Department of Economic Development

DECISION ITEM SUMMARY

Budget Unit								
Decision Item	FY 2022	FY 2022	FY 2023	FY 2023	FY 2024	FY 2024	FY 2024	FY 2024
Budget Object Summary	ACTUAL	ACTUAL	BUDGET	BUDGET	DEPT REQ	DEPT REQ	GOV REC	GOV REC
Fund	DOLLAR	FTE	DOLLAR	FTE	DOLLAR	FTE	DOLLAR	FTE
MEET IN MO								
CORE								
PROGRAM-SPECIFIC								
MAJOR ECONOMIC CONVENTION FUND	482,175	0.00	1,000,000	0.00	0	0.00	0	0.00
TOTAL - PD	482,175	0.00	1,000,000	0.00	0	0.00	0	0.00
TOTAL	482,175	0.00	1,000,000	0.00	0	0.00	0	0.00
GRAND TOTAL	\$482,175	0.00	\$1,000,000	0.00	\$0	0.00	\$0	0.00

1/11/23 10:08

im_disummary

Department of Economic Development

DECISION ITEM DETAIL

Budget Unit	FY 2022	FY 2022	FY 2023	FY 2023	FY 2024	FY 2024	FY 2024	FY 2024
Decision Item	ACTUAL	ACTUAL	BUDGET	BUDGET	DEPT REQ	DEPT REQ	GOV REC	GOV REC
Budget Object Class	DOLLAR	FTE	DOLLAR	FTE	DOLLAR	FTE	DOLLAR	FTE
MEET IN MO								
CORE								
PROGRAM DISTRIBUTIONS	482,175	0.00	1,000,000	0.00	0	0.00	0	0.00
TOTAL - PD	482,175	0.00	1,000,000	0.00	0	0.00	0	0.00
GRAND TOTAL	\$482,175	0.00	\$1,000,000	0.00	\$0	0.00	\$0	0.00
GENERAL REVENUE	\$0	0.00	\$0	0.00	\$0	0.00		0.00
FEDERAL FUNDS	\$0	0.00	\$0	0.00	\$0	0.00		0.00
OTHER FUNDS	\$482,175	0.00	\$1,000,000	0.00	\$0	0.00		0.00

PROGRAM DESCRIPTION

Department: Economic Development

HB Section(s): _____

Program Name: Meet in Missouri

Program is found in the following core budget(s):

1a. What strategic priority does this program address?

Customer Centric

1b. What does this program do?

The Missouri Division of Tourism oversees the Meet in Missouri program to help Destination Marketing Organizations (DMO) by assisting in attracting large conventions that may not otherwise be held within Missouri. Large conventions issue RFPs (Request for Proposals) allowing multiple cities/DMOs to bid on the event. The city/DMO that provides the best offer for the convention will win the RFP and hold the conference, bringing in out-of-state visitors. The Meet in Missouri funds are awarded to the DMO (such as convention and visitor bureaus) to pay for operational expenses of the conference. With the additional funds, the DMO improves the chance of being awarded the RFP for the conference. It was noted during the FY2023 budget process, this was a one-time appropriation.

2a. Provide an activity measure(s) for the program.

The number of grant applications received by the Missouri Division of Tourism determines the level of interest in the program. In FY2022, \$482,175 in program funds were distributed. As of January 1, 2023, an additional \$294,854 program funds have been distributed in FY2023.

Column1	FY2020 Actual	FY2021 Actual	FY2022 Actual	FY2023 Planned
Application Received	30	12	7	25
Conventions Funded	0	0	4	15
Conventions Held	0	0	1	10

2b. Provide a measure(s) of the program's quality.

The satisfaction with the Meet in Missouri program will be rated by participating DMOs. After the grant process has been completed, a survey will be sent to participants to rate the quality and efficiency of the Meet in Missouri program. Because only one conference has been completed, we have only received feedback from one survey - we received a 5 out of 5 for program quality.

PROGRAM DESCRIPTION

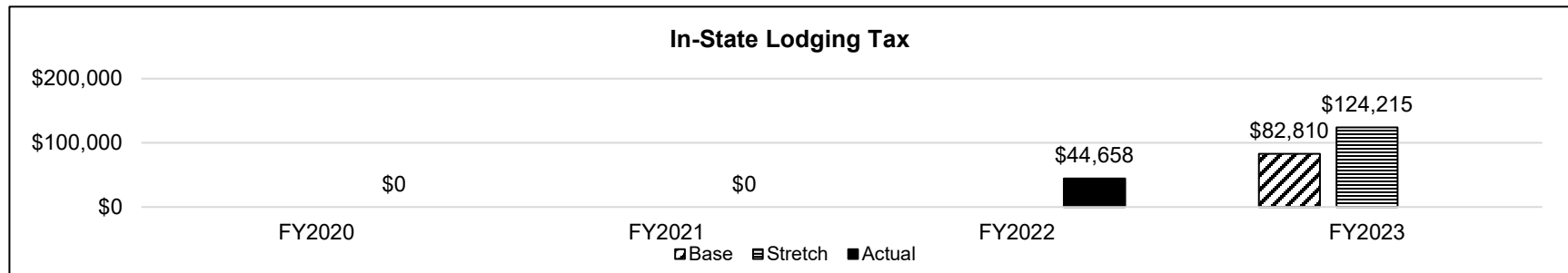
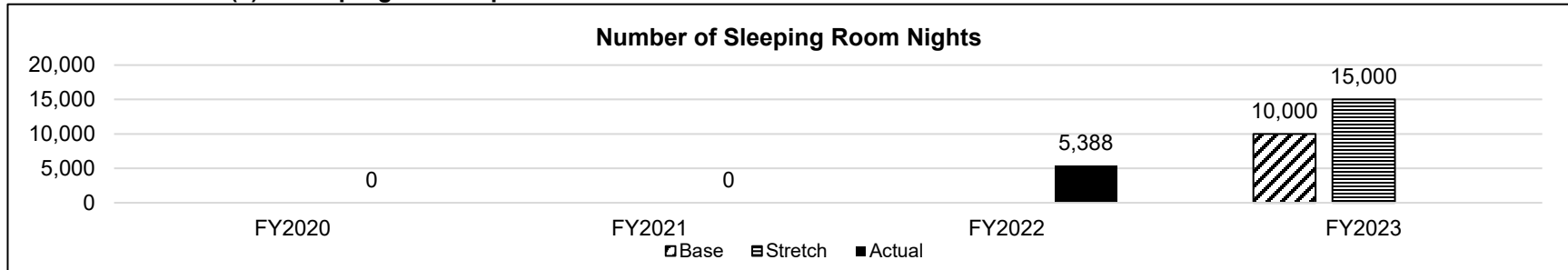
Department: Economic Development

HB Section(s): _____

Program Name: Meet in Missouri

Program is found in the following core budget(s):

2c. Provide a measure(s) of the program's impact.



Note 1: Due to restrictions, there were no expenditures in FY2020.

Note 2: In FY2021, the GR transfer was not appropriated; therefore, there were no expenditures.

PROGRAM DESCRIPTION

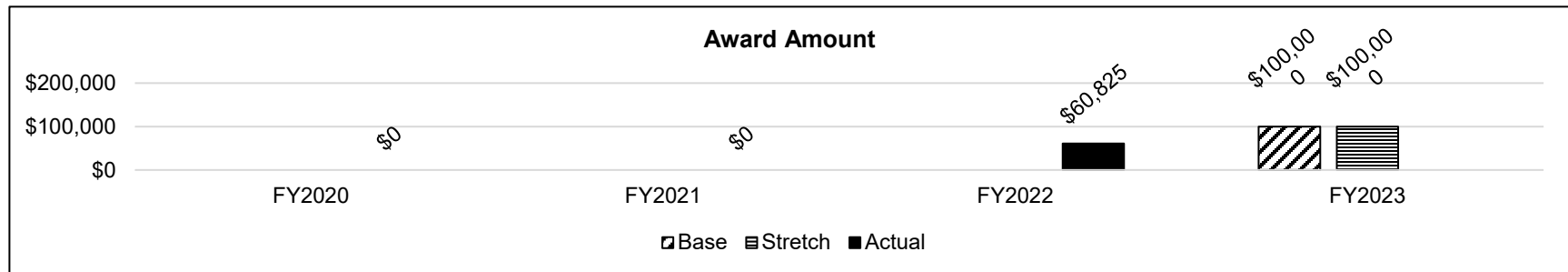
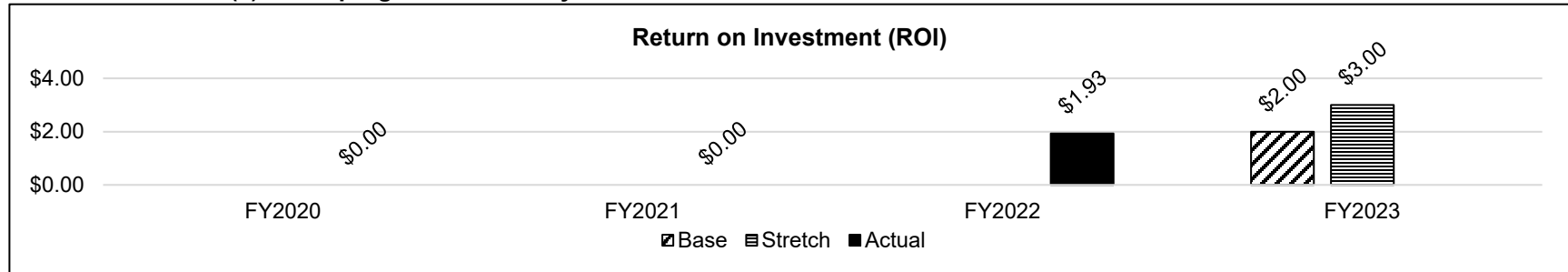
Department: Economic Development

HB Section(s): _____

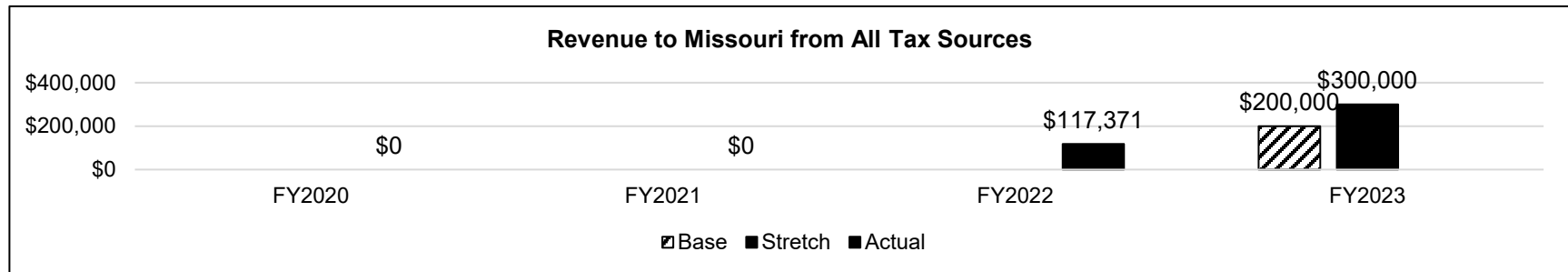
Program Name: Meet in Missouri

Program is found in the following core budget(s):

2d. Provide a measure(s) of the program's efficiency.



Note: FY2023 base and stretch are the same as the award amount is not expected to increase within the next year.



Note: In FY2022 only one convention was held and the remaining distributed (expended) funds are allocated for future events.

PROGRAM DESCRIPTION

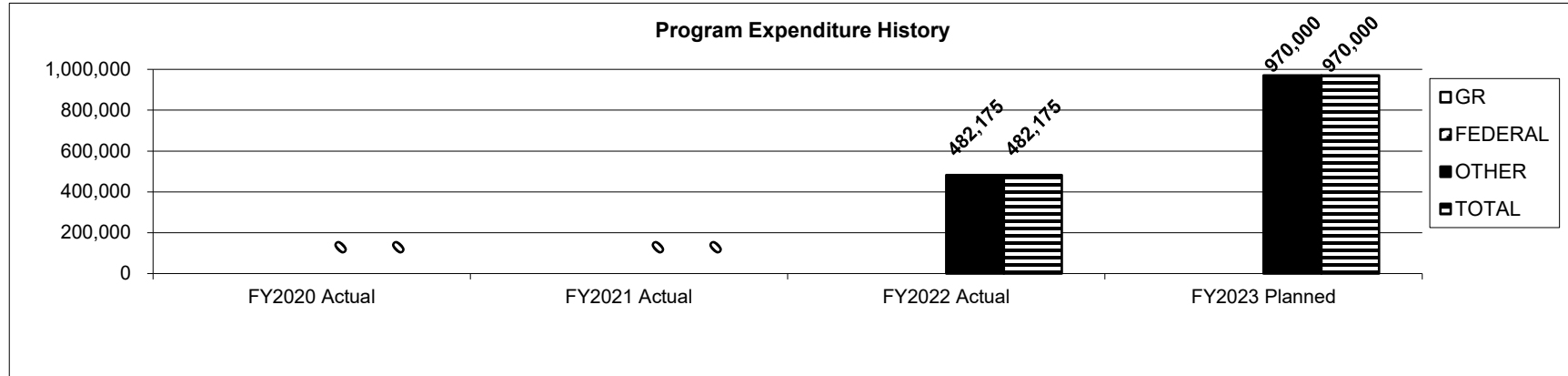
Department: Economic Development

HB Section(s): _____

Program Name: Meet in Missouri

Program is found in the following core budget(s):

3. Provide actual expenditures for the prior three fiscal years and planned expenditures for the current fiscal year. *(Note: Amounts do not include fringe benefit costs.)*



Note: FY2023 Planned reflects spending less 3% Governor's Reserve from the GR Transfer.

4. What are the sources of the "Other " funds?

A General Revenue Fund transfer was made into the Major Economic Convention Event in Missouri Fund for the Meet in Missouri Program. The one-time GR transfer was made in FY2020; however, before any funds were distributed, the funds were withheld.

5. What is the authorization for this program, i.e., federal or state statute, etc.? (Include the federal program number, if applicable.)

Section 620.1620, RSMo.

6. Are there federal matching requirements? If yes, please explain.

No

7. Is this a federally mandated program? If yes, please explain.

No

CORE DECISION ITEM

Department:	Economic Development	Budget Unit	42470C
Division:	Missouri Housing Development Commission		
Core:	Missouri Housing Development Commission - Missouri Housing Trust Fund	HB Section	7.140

1. CORE FINANCIAL SUMMARY

FY 2024 Budget Request					FY 2024 Governor's Recommendation				
	GR	Federal	Other	Total		GR	Federal	Other	Total
PS	0	0	0	0	PS	0	0	0	0
EE	0	0	0	0	EE	0	0	0	0
PSD	0	0	6,500,000	6,500,000	PSD	0	0	6,500,000	6,500,000
TRF	0	0	0	0	TRF	0	0	0	0
Total	0	0	6,500,000	6,500,000	Total	0	0	6,500,000	6,500,000
FTE	0.00	0.00	0.00	0.00	FTE	0.00	0.00	0.00	0.00
Est. Fringe	0	0	0	0	Est. Fringe	0	0	0	0
Note: Fringes budgeted in House Bill 5 except for certain fringes budgeted directly to MoDOT, Highway Patrol, and Conservation.					Note: Fringes budgeted in House Bill 5 except for certain fringes budgeted directly to MoDOT, Highway Patrol, and Conservation.				
Other Funds:	Missouri Housing Trust Fund (0254)				Other Funds:	Missouri Housing Trust Fund (0254)			

2. CORE DESCRIPTION

Pursuant to Missouri statutory law (59.319, RSMo), upon the recording of certain instruments, \$3 dollars shall be charged and collected by every recorder of deeds office and forwarded monthly to the Director of Revenue for deposit in the state treasury and credited to the Missouri Housing Trust Fund ("MHTF"). At the conclusion of each statutory year, pursuant to Missouri statutory law (215.034.1, RSMo), the State Treasurer allocates all moneys in the MHTF to the Missouri Housing Development Commission. By statute (215.036, RSMo), the Missouri Housing Trust Fund ("MHTF") exists to financially assist the development of housing stock and to provide housing assistance to low-income persons and families.

3. PROGRAM LISTING (list programs included in this core funding)

Missouri Housing Development Commission

CORE DECISION ITEM

Department:	Economic Development	Budget Unit	42470C
Division:	Missouri Housing Development Commission		
Core:	Missouri Housing Development Commission - Missouri Housing Trust Fund	HB Section	7.140

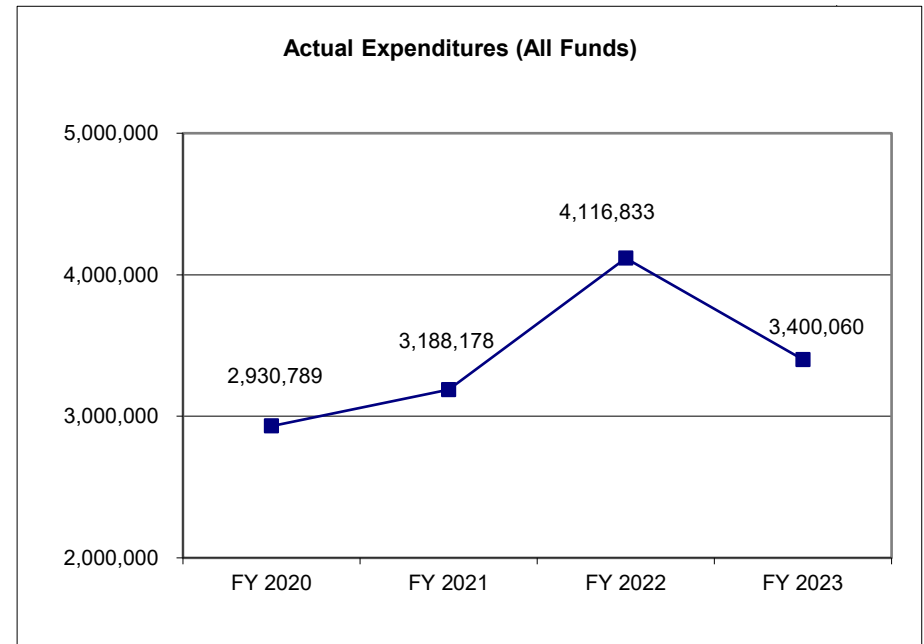
4. FINANCIAL HISTORY

	FY 2020 Actual	FY 2021 Actual	FY 2022 Actual	FY 2023 Current Yr.
Appropriation (All Funds)	4,450,000	4,450,000	4,450,000	6,500,000
Less Reverted (All Funds)	0	0	0	0
Less Restricted (All Funds)	0	0	0	0
Budget Authority (All Funds)	4,450,000	4,450,000	4,450,000	6,500,000
Actual Expenditures (All Funds)	2,930,789	3,188,178	4,116,833	3,400,060
Unexpended (All Funds)	1,519,211	1,261,822	333,167	3,099,940
Unexpended, by Fund:				
General Revenue				
Federal				
Other	1,519,211	1,261,822	333,167	3,099,940
	(1)	(1)	(1)	(2)

*Restricted amount is as of: _____

Reverted includes Governor's standard 3 percent reserve (when applicable).
 Restricted includes any extraordinary expenditure restriction (when applicable).

NOTES: (1) Unexpended reflects the difference between the appropriation and actual fees collected.
 (2) FY2023 data reflects the amount transferred in July 2022 for the FY2023 funding cycle. Unexpended reflects the difference between the appropriation and actual fees collected.



CORE RECONCILIATION DETAIL

**DEPARTMENT OF ECONOMIC DEVELOPMENT
MISSOURI HOUSING TRUST**

5. CORE RECONCILIATION DETAIL

	Budget Class	FTE	GR	Federal	Other	Total	Explanation
TAFP AFTER VETOES							
	PD	0.00	0	0	6,500,000	6,500,000	
	Total	0.00	0	0	6,500,000	6,500,000	
DEPARTMENT CORE REQUEST							
	PD	0.00	0	0	6,500,000	6,500,000	
	Total	0.00	0	0	6,500,000	6,500,000	
GOVERNOR'S RECOMMENDED CORE							
	PD	0.00	0	0	6,500,000	6,500,000	
	Total	0.00	0	0	6,500,000	6,500,000	

Department of Economic Development

DECISION ITEM SUMMARY

Budget Unit								
Decision Item	FY 2022	FY 2022	FY 2023	FY 2023	FY 2024	FY 2024	FY 2024	FY 2024
Budget Object Summary	ACTUAL	ACTUAL	BUDGET	BUDGET	DEPT REQ	DEPT REQ	GOV REC	GOV REC
Fund	DOLLAR	FTE	DOLLAR	FTE	DOLLAR	FTE	DOLLAR	FTE
MISSOURI HOUSING TRUST								
CORE								
PROGRAM-SPECIFIC								
MO HOUSING TRUST	4,116,833	0.00	6,500,000	0.00	6,500,000	0.00	6,500,000	0.00
TOTAL - PD	4,116,833	0.00	6,500,000	0.00	6,500,000	0.00	6,500,000	0.00
TOTAL	4,116,833	0.00	6,500,000	0.00	6,500,000	0.00	6,500,000	0.00
GRAND TOTAL	\$4,116,833	0.00	\$6,500,000	0.00	\$6,500,000	0.00	\$6,500,000	0.00

1/11/23 10:08

im_disummary

Department of Economic Development

DECISION ITEM DETAIL

Budget Unit	FY 2022	FY 2022	FY 2023	FY 2023	FY 2024	FY 2024	FY 2024	FY 2024
Decision Item	ACTUAL	ACTUAL	BUDGET	BUDGET	DEPT REQ	DEPT REQ	GOV REC	GOV REC
Budget Object Class	DOLLAR	FTE	DOLLAR	FTE	DOLLAR	FTE	DOLLAR	FTE
MISSOURI HOUSING TRUST								
CORE								
PROGRAM DISTRIBUTIONS	4,116,833	0.00	6,500,000	0.00	6,500,000	0.00	6,500,000	0.00
TOTAL - PD	4,116,833	0.00	6,500,000	0.00	6,500,000	0.00	6,500,000	0.00
GRAND TOTAL	\$4,116,833	0.00	\$6,500,000	0.00	\$6,500,000	0.00	\$6,500,000	0.00
GENERAL REVENUE	\$0	0.00	\$0	0.00	\$0	0.00	\$0	0.00
FEDERAL FUNDS	\$0	0.00	\$0	0.00	\$0	0.00	\$0	0.00
OTHER FUNDS	\$4,116,833	0.00	\$6,500,000	0.00	\$6,500,000	0.00	\$6,500,000	0.00

PROGRAM DESCRIPTION

Department: Economic Development

HB Section(s): 7.140

Program Name: Missouri Housing Trust Fund

Program is found in the following core budget(s): Missouri Housing Development Commission

1a. What strategic priority does this program address?

Data Driven, Customer Centric, One Team

1b. What does this program do?

- The Missouri Housing Trust Fund (MHTF) works in collaboration with other programs to reduce, eliminate and prevent homelessness.
- The MHTF was created to financially assist the development of housing stock and to provide housing assistance to low-income persons and families.
- As the statutorily designated administrator of the MHTF, the Missouri Housing Development Commission (MHDC) utilizes a competitive application process to grant funds to agencies, typically non-profits, that provide direct assistance to low-income persons and families; including rent and utility assistance, and home repairs/modifications.

2a. Provide an activity measure(s) for the program.

Number of Households Served

MHDC Programs	FY2020		FY2021		FY2022		FY2023	FY2024	FY2025
	Projected	Actual	Projected	Actual	Projected	Actual*	Projected	Projected	Projected
Emergency Assistance	760	804	767	842	850		859	868	876
Rental Assistance	508	444	513	598	604		610	616	622
Home Repair/Modification	43	46	44	194	196		198	200	202
Grand Total	1,311	1,294	1,324	1,634	1,650		1,667	1,684	1,700
Amount of Funds Leveraged	\$55.8M	\$101M	\$56.4M	\$53.7M	\$56.2M		\$56.8M	\$57.4M	\$57.9M

Note 1: Table depicts the number of households prevented from becoming or remaining homeless as a result of assistance received from the MHTF.

*Note 2: MHTF's program year runs from April 1-March 31. "Actual" data is taken from closeout reports submitted by MHTF grantees. FY2022 "Actual" data will be available in Spring 2023.

Note 3: Program projections for FY2022, FY2023, FY2024, and FY2025 are based on FY2021 actual data with an assumption of moderate annual growth. "Funds leveraged" projections based on average of FY2020 and FY2021 actual data.

PROGRAM DESCRIPTION

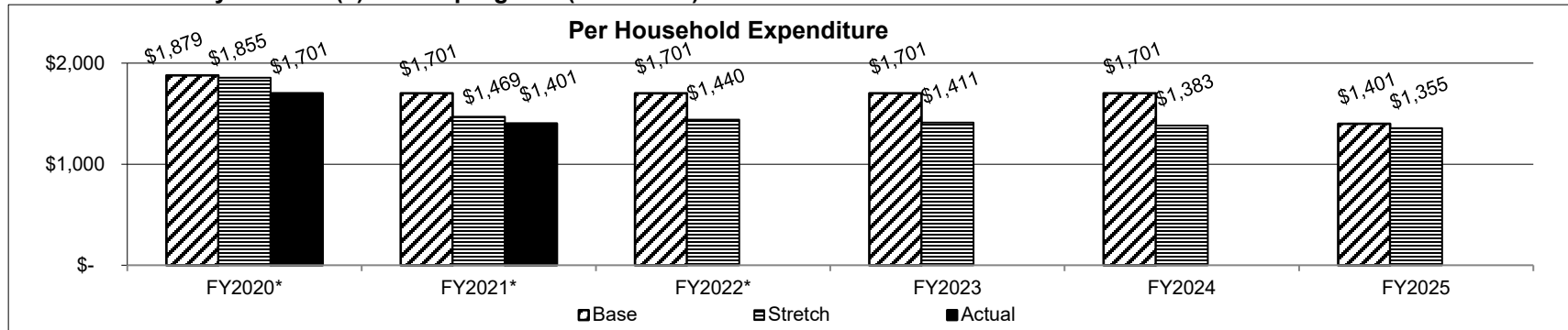
Department: Economic Development

HB Section(s): 7.140

Program Name: Missouri Housing Trust Fund

Program is found in the following core budget(s): Missouri Housing Development Commission

2a. Provide an activity measure(s) for the program. (continued)

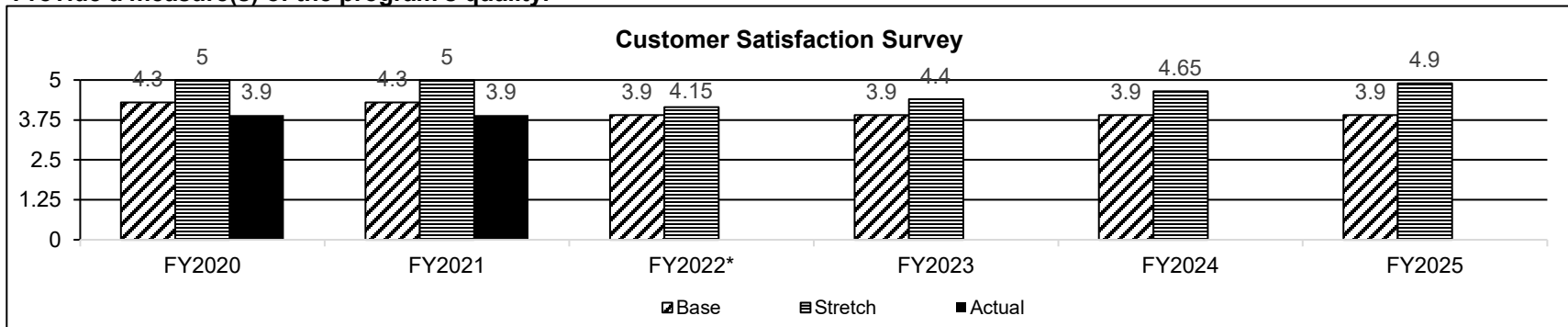


Note 1: "Per Household Expenditure" refers to the amount of MHTF funds utilized each time a household received Rental Assistance, Emergency Assistance and/or Home Repair Assistance through the MHTF program.

Note 2: Base target is calculated by using 2021 actual per household expenditures (Rental Assistance, Emergency Assistance and Home Repair Assistance) divided by the number of households served. Stretch is calculated based on a 2 percent decrease in household expenditure.

Note 3: *FY2022 actual data available Spring 2023.

2b. Provide a measure(s) of the program's quality.



Note 1: "Customer" refers to organizations (grantees) which received MHTF monies for the current FY2021 grant year.

Note 2: The MHTF Annual Survey consists of a set of five satisfaction questions on a five-point weighted scale. The survey is sent to FY2020 grantees.

Note 3: Base target set as FY2021 actual data. Stretch target set as a .25 point increase up to the maximum possible five points.

Note 4: *FY2022 actual data available Spring 2023.

PROGRAM DESCRIPTION

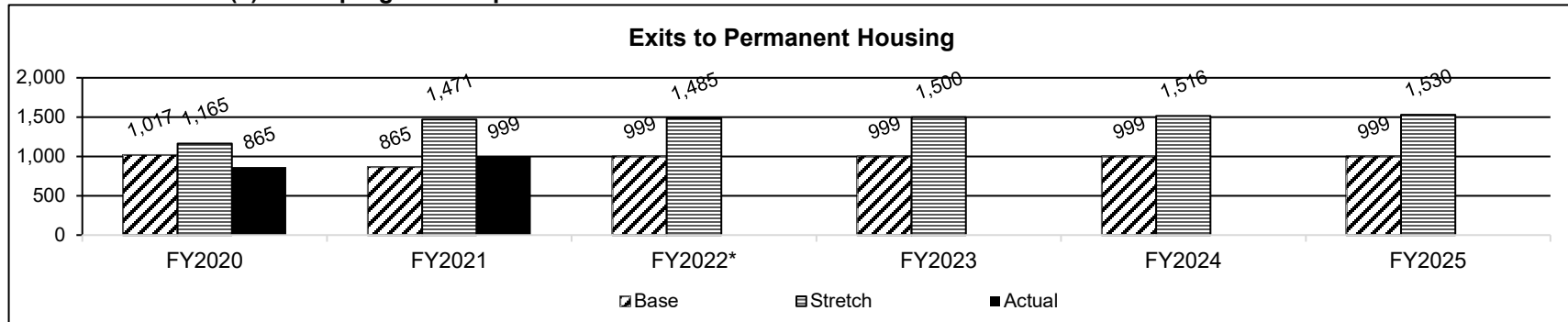
Department: Economic Development

HB Section(s): 7.140

Program Name: Missouri Housing Trust Fund

Program is found in the following core budget(s): Missouri Housing Development Commission

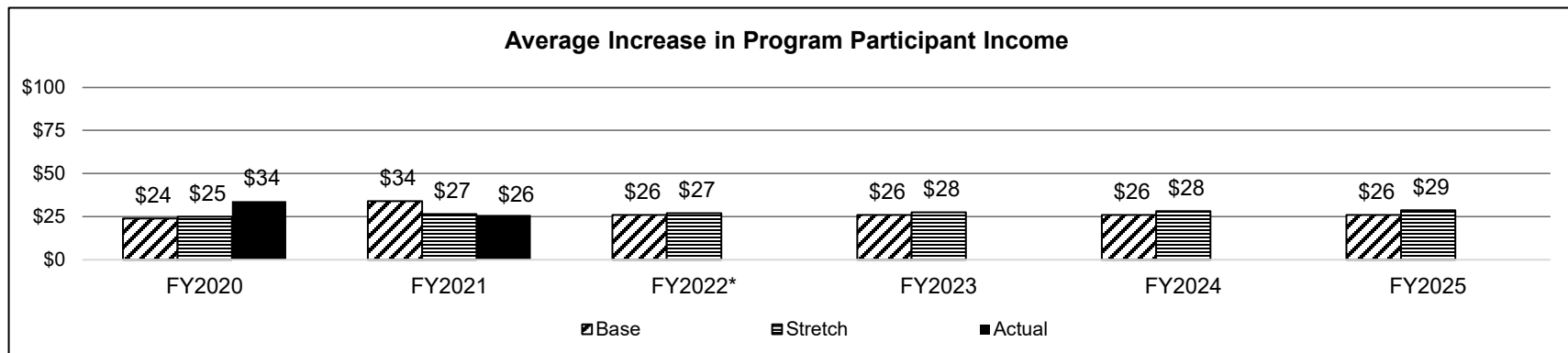
2c. Provide a measure(s) of the program's impact.



Note 1: "Exits to Permanent Housing" refers to the number of households that obtained or maintained permanent housing after exiting the MHTF program.

Note 2: Base target is set at the FY2021 actual data. Stretch target is calculated at 90 percent of the projected households assisted detailed in 2a.

Note 3: *FY2022 actual data available Spring 2023



Note 1: "Increase in Program Participant Income" refers to an increase in either earned income or connection to other mainstream resources (i.e., SSI, SSDI, etc.) as a result of participating in the MHTF program.

Note 2: Base target is set at the FY2021 actual data benchmark. Stretch target is calculated with a modest 2 percent increase.

Note 3: *FY2022 actual data available Spring 2023.

Note 4: The COVID pandemic limited employment options, which negatively affected the ability for program participants to increase income.

PROGRAM DESCRIPTION

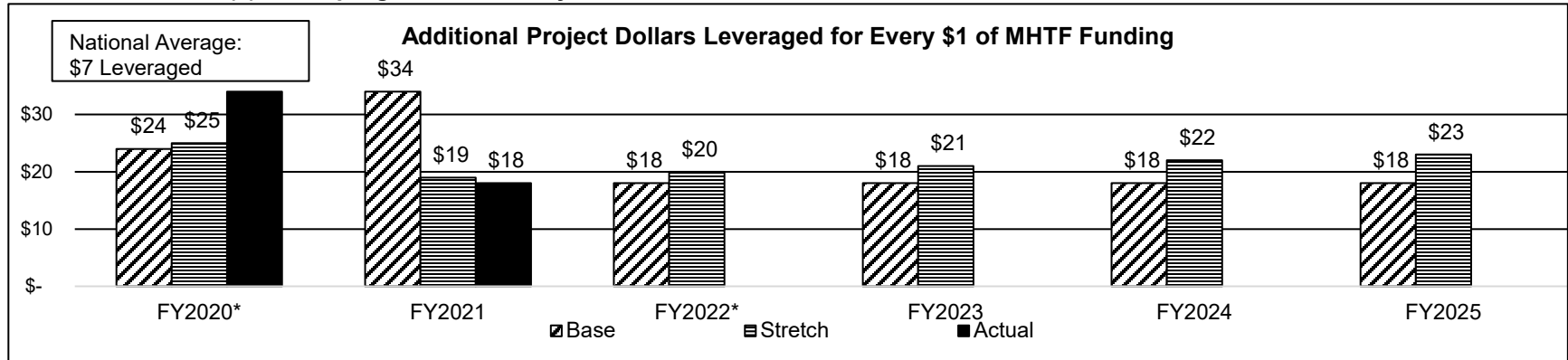
Department: Economic Development

HB Section(s): 7.140

Program Name: Missouri Housing Trust Fund

Program is found in the following core budget(s): Missouri Housing Development Commission

2d. Provide a measure(s) of the program's efficiency.

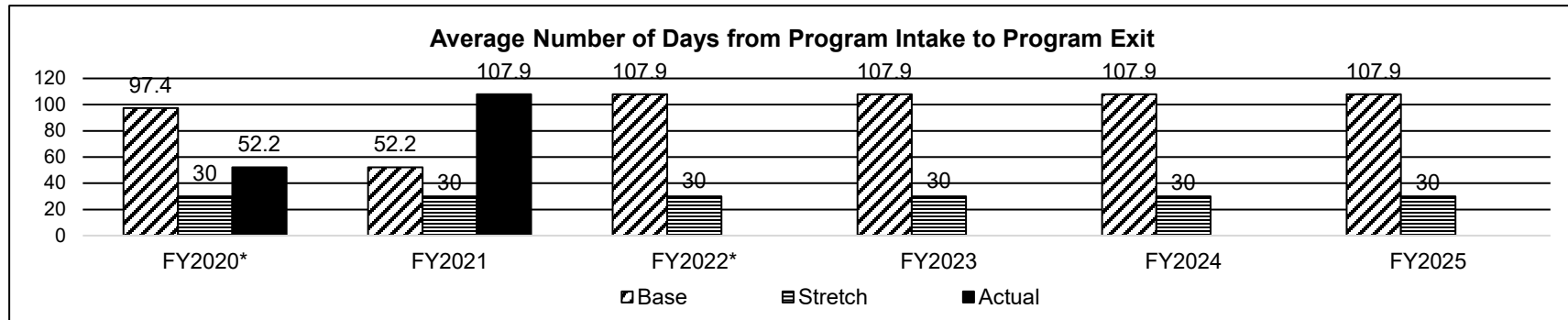


Note 1: MHDC is able to assist a larger number of individuals than would otherwise be possible by successfully leveraging the state dollars with other funds.

Note 2: *Actual data for FY2022 will be available Spring 2023.

Note 3: National average as reported in the 2016 Housing Trust Fund Survey Report published by the Center for Community Change.

Note 4: Base is set at the FY2021 actual data with a stretch target of a \$1 increase.



Note 1: "Program Exit" refers to the date the program participant is no longer receiving MHTF assistance.

Note 2: Base target set at FY2021 actual data as a benchmark. Stretch target set at the federal performance measure benchmark of 30 days.

Note 3: The COVID pandemic limited housing and employment options, which had a negative effect on program participant's ability to exit to permanent housing as quickly.

Note 4: *FY2022 actual data available Spring 2023.

PROGRAM DESCRIPTION

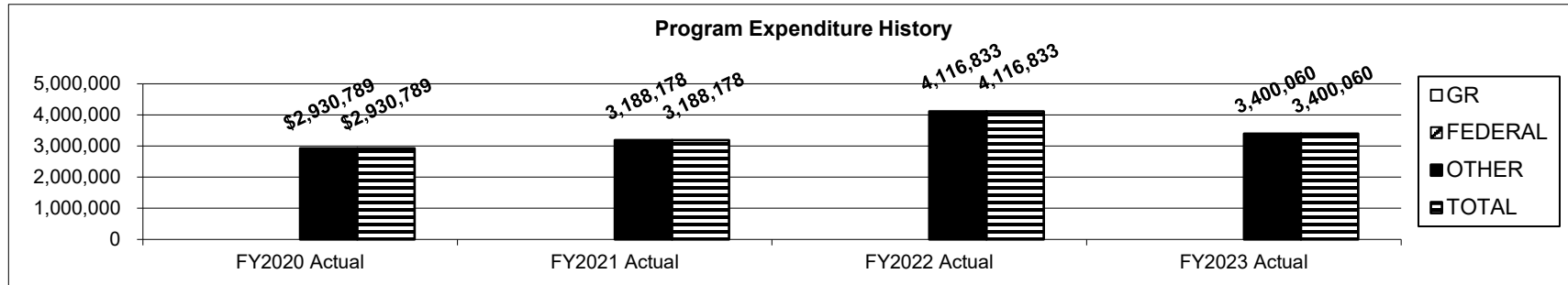
Department: Economic Development

HB Section(s): 7.140

Program Name: Missouri Housing Trust Fund

Program is found in the following core budget(s): Missouri Housing Development Commission

3. Provide actual expenditures for the prior three fiscal years and planned expenditures for the current fiscal year. (Note: Amounts do not include fringe benefit costs.)



Note: FY2023 Actual reflects the actual amount transferred from the State Treasurer's office on July 18, 2022 for the FY2023 funding cycle.

4. What are the sources of the "Other " funds?

Missouri Housing Trust Fund (0254) is funded with \$3 dollars charged and collected by every recorder of deeds office pursuant to 59.319 RSMo.

5. What is the authorization for this program, i.e., federal or state statute, etc.? (Include the federal program number, if applicable.)

Section 59.319, RSMo and Sections 215.034 - 215.039, RSMo.

6. Are there federal matching requirements? If yes, please explain.

No.

7. Is this a federally mandated program? If yes, please explain.

No.

CORE DECISION ITEM

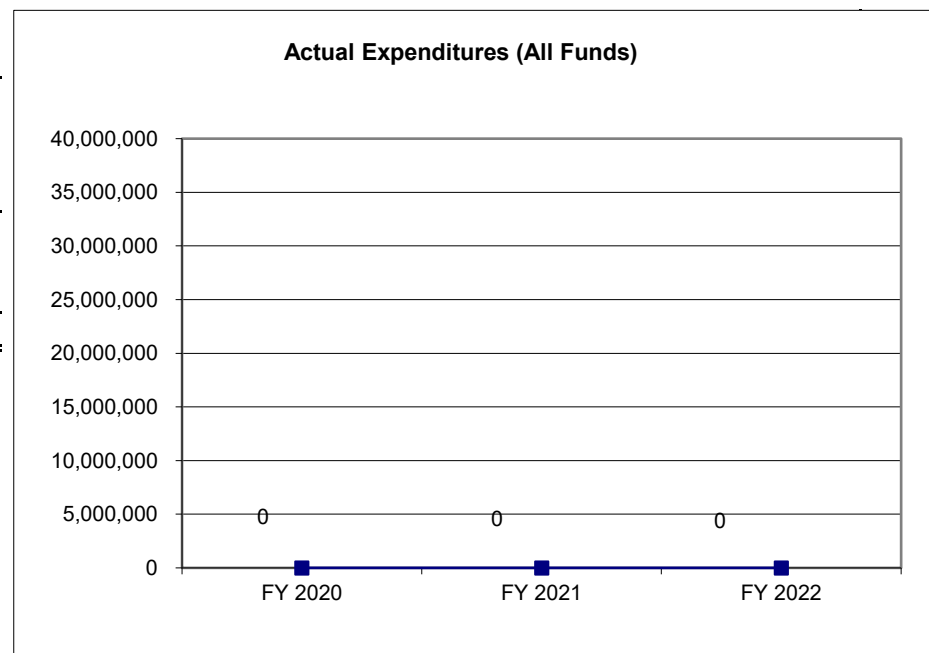
Department: Economic Development					Budget Unit 42472C				
Division: Missouri Housing Development Commission									
Core: Emergency Solutions Grant Program					HB Section 7.140				
1. CORE FINANCIAL SUMMARY									
FY 2024 Budget Request					FY 2024 Governor's Recommendation				
	GR	Federal	Other	Total		GR	Federal	Other	Total
PS	0	0	0	0	PS	0	0	0	0
EE	0	0	0	0	EE	0	0	0	0
PSD	0	4,130,000	0	4,130,000	PSD	0	4,130,000	0	4,130,000
TRF	0	0	0	0	TRF	0	0	0	0
Total	0	4,130,000	0	4,130,000	Total	0	4,130,000	0	4,130,000
FTE	0.00	0.00	0.00	0.00	FTE	0.00	0.00	0.00	0.00
Est. Fringe	0	0	0	0	Est. Fringe	0	0	0	0
Note: Fringes budgeted in House Bill 5 except for certain fringes budgeted directly to MoDOT, Highway Patrol, and Conservation.					Note: Fringes budgeted in House Bill 5 except for certain fringes budgeted directly to MoDOT, Highway Patrol, and Conservation.				
Federal Funds: Emergency Solutions Grant (0111)					Federal Funds: Emergency Solutions Grant (0111)				
2. CORE DESCRIPTION									
This is the core appropriation authority for the Emergency Solutions Grant (ESG) Program. This authority is being transferred in from Section 11.185 under the Department of Social Services to Section 7.140 under the Department of Economic Development in FY2023. The Missouri Housing Development Commission (MHDC) is the current administrator of these pass-through federal funds from the Department of Housing and Urban Development (HUD). ESG provides funding to (1) engage homeless individuals and families living on the street through street outreach activities; (2) improve the number and quality of emergency shelters for homeless individuals and families; (3) help operate these shelters; (4) provide essential services to shelter residents; (5) rapidly rehouse homeless individuals and families; and (6) prevent individuals and families from becoming homeless.									
3. PROGRAM LISTING (list programs included in this core funding)									
Emergency Solutions Grant Program									

CORE DECISION ITEM

Department:	Economic Development	Budget Unit	42472C
Division:	Missouri Housing Development Commission		
Core:	Emergency Solutions Grant Program	HB Section	7.140

4. FINANCIAL HISTORY

	FY 2020 Actual	FY 2021 Actual	FY 2022 Actual	FY 2023 Current Yr.
Appropriation (All Funds)	0	0	0	4,130,000
Less Reverted (All Funds)	0	0	0	0
Less Restricted (All Funds)	0	0	0	0
Budget Authority (All Funds)	0	0	0	4,130,000
Actual Expenditures (All Funds)	0	0	N/A	N/A
Unexpended (All Funds)	0	0	N/A	N/A
Unexpended, by Fund:				
General Revenue			N/A	N/A
Federal			N/A	N/A
Other	0	0	N/A	N/A



*Restricted amount is as of: _____

Reverted includes Governor's standard 3 percent reserve (when applicable).

Restricted includes any extraordinary expenditure restriction (when applicable).

NOTES: FY2019 through FY2022 financial history is reflected in DSS budget request (House Bill 11.185).

CORE RECONCILIATION DETAIL

**DEPARTMENT OF ECONOMIC DEVELOPMENT
EMERGENCY SOLUTIONS PROGRAM**

5. CORE RECONCILIATION DETAIL

	Budget Class	FTE	GR	Federal	Other	Total	Explanation
TAFP AFTER VETOES							
	PD	0.00	0	4,130,000	0	4,130,000	
	Total	0.00	0	4,130,000	0	4,130,000	
DEPARTMENT CORE REQUEST							
	PD	0.00	0	4,130,000	0	4,130,000	
	Total	0.00	0	4,130,000	0	4,130,000	
GOVERNOR'S RECOMMENDED CORE							
	PD	0.00	0	4,130,000	0	4,130,000	
	Total	0.00	0	4,130,000	0	4,130,000	

Department of Economic Development

DECISION ITEM SUMMARY

Budget Unit								
Decision Item	FY 2022	FY 2022	FY 2023	FY 2023	FY 2024	FY 2024	FY 2024	FY 2024
Budget Object Summary	ACTUAL	ACTUAL	BUDGET	BUDGET	DEPT REQ	DEPT REQ	GOV REC	GOV REC
Fund	DOLLAR	FTE	DOLLAR	FTE	DOLLAR	FTE	DOLLAR	FTE
EMERGENCY SOLUTIONS PROGRAM								
CORE								
PROGRAM-SPECIFIC								
EMERGENCY SOLUTIONS GRANT FUND	0	0.00	4,130,000	0.00	4,130,000	0.00	4,130,000	0.00
TOTAL - PD	0	0.00	4,130,000	0.00	4,130,000	0.00	4,130,000	0.00
TOTAL	0	0.00	4,130,000	0.00	4,130,000	0.00	4,130,000	0.00
GRAND TOTAL	\$0	0.00	\$4,130,000	0.00	\$4,130,000	0.00	\$4,130,000	0.00

1/11/23 10:08

im_disummary

Department of Economic Development

DECISION ITEM DETAIL

Budget Unit	FY 2022	FY 2022	FY 2023	FY 2023	FY 2024	FY 2024	FY 2024	FY 2024
Decision Item	ACTUAL	ACTUAL	BUDGET	BUDGET	DEPT REQ	DEPT REQ	GOV REC	GOV REC
Budget Object Class	DOLLAR	FTE	DOLLAR	FTE	DOLLAR	FTE	DOLLAR	FTE
EMERGENCY SOLUTIONS PROGRAM								
CORE								
PROGRAM DISTRIBUTIONS	0	0.00	4,130,000	0.00	4,130,000	0.00	4,130,000	0.00
TOTAL - PD	0	0.00	4,130,000	0.00	4,130,000	0.00	4,130,000	0.00
GRAND TOTAL	\$0	0.00	\$4,130,000	0.00	\$4,130,000	0.00	\$4,130,000	0.00
GENERAL REVENUE	\$0	0.00	\$0	0.00	\$0	0.00	\$0	0.00
FEDERAL FUNDS	\$0	0.00	\$4,130,000	0.00	\$4,130,000	0.00	\$4,130,000	0.00
OTHER FUNDS	\$0	0.00	\$0	0.00	\$0	0.00	\$0	0.00

PROGRAM DESCRIPTION

Department: Economic Development

HB Section(s): 7.140

Program Name: Emergency Solutions Grant

Program is found in the following core budget(s): Missouri Housing Development Commission

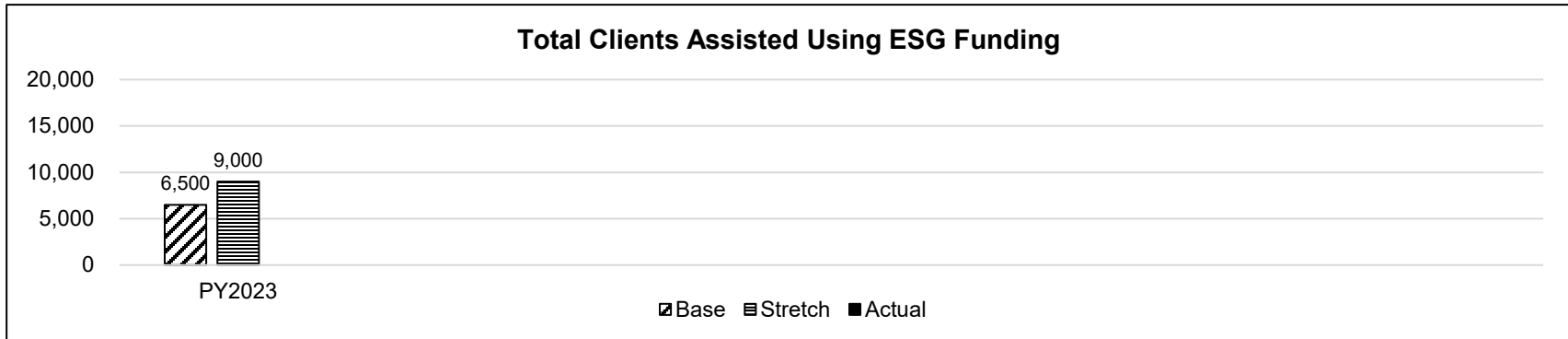
1a. What strategic priority does this program address?

Data Driven, Customer Centric, One Team

1b. What does this program do?

Missouri Housing Development Commission (MHDC) assists individuals and families who are homeless or at risk of homelessness obtain and remain in permanent housing by administering the Emergency Solutions Grant (ESG) Program through approximately 70 sub-grants to non-profit agencies operating emergency shelter, street outreach, rapid re-housing, and homeless prevention programs.

2a. Provide an activity measure(s) for the program.



Note 1: FY2019 through FY2022 activity measure is reflected in DSS budget request (HB 11.185).

Note 2: Data is reported by Program Year (PY) in all performance measures. Program Year is determined by the date of issuance of the Funding Approval Agreement establishing the 2-year spend period for the grant award.

Note 3: The above graph demonstrates the number of persons who were provided assistance through ESG for all of the ESG program.

2b. Provide a measure(s) of the program's quality.

Due to the nature of the assistance provided by the ESG Program it can be difficult to collect customer satisfaction data. MHDC holds an annual Focus Group for funded ESG agencies at the end of each grant cycle. Due to COVID-19, the most recent Focus Group was conducted through electronic survey in the month of June 2021 and followed by a live webinar in July 2021. During this time, funded agencies are offered an opportunity to provide feedback and suggestions based on their experiences for the future grant year. The feedback has historically been very positive. This year the survey resulted in over 75% of respondents stating that MHDC did not need to do anything to improve the ESG program administration. In conjunction with the ESG Focus Group, MHDC is working to create and implement more effective ways of evaluating customer satisfaction measures and data reporting processes.

PROGRAM DESCRIPTION

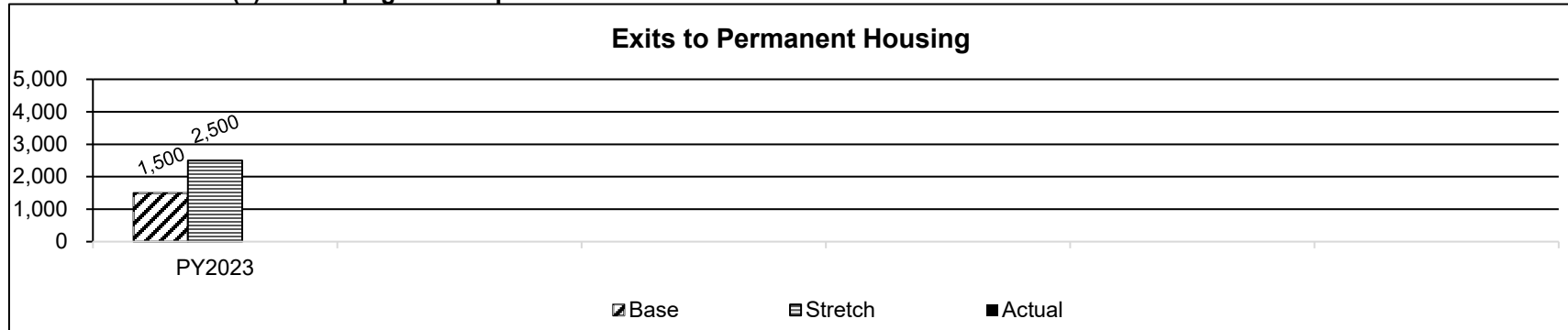
Department: Economic Development

HB Section(s): 7.140

Program Name: Emergency Solutions Grant

Program is found in the following core budget(s): Missouri Housing Development Commission

2c. Provide a measure(s) of the program's impact.




Note 1: FY2019 through FY2022 impact measure is reflected in DSS budget request (HB 11.185). An impact measure to show the number of exits to permanent housing will be developed.

Note 2: Data is reported by Program Year in all Performance Measures (PY) in all performance measures. Program Year is determined by the date of issuance of the Funding Approval Agreement establishing the 2-year spend period for the grant award.

Note 2: "Total Positive Housing Destinations" refers to individual housing "outcomes" recorded and reported in the Consolidated Annual Performance Evaluation Report (CAPER) to the U.S. Department of Housing and Urban Development (HUD). Positive Permanent Outcomes include individuals and families that obtained a rental housing unit or a home with or without ongoing subsidies (i.e. Section 8 or other housing vouchers) as well as other types of permanent housing outcomes such as moving in with family.

2d. Provide a measure(s) of the program's efficiency.



Note 1: FY2019 through FY2022 efficiency measure is reflected in DSS budget request (HB 11.185). An efficiency measure to show the cost of assistance per client served will be developed.

Note 2: Data is reported by Program Year (PY) in all performance measures. Program Year is determined by the date of issuance of the Funding Approval Agreement establishing the 2-year spend period for the grant award.

Note 3: The cost of assistance is calculated by taking the total federal dollars spent divided by the number of clients served (see 2a).

PROGRAM DESCRIPTION

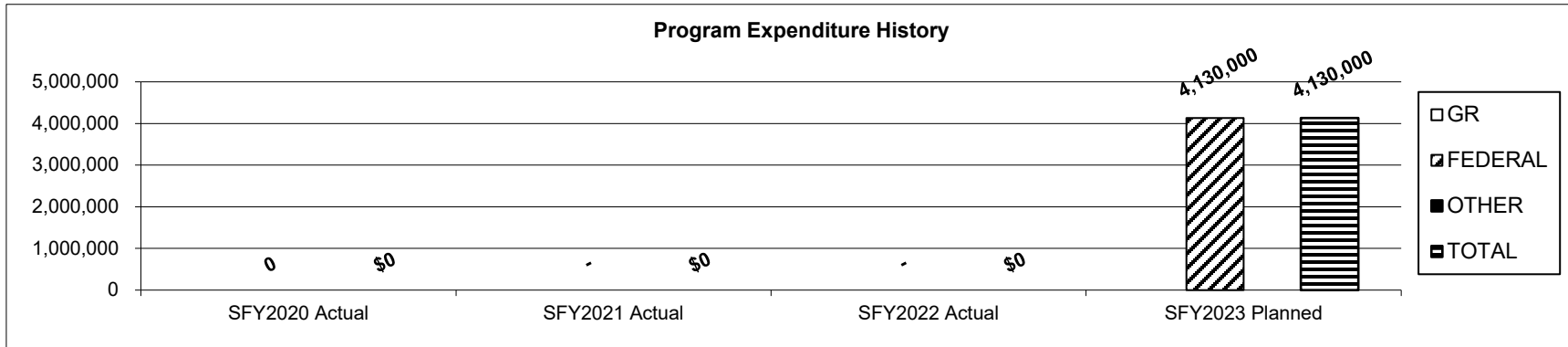
Department: Economic Development

HB Section(s): 7.140

Program Name: Emergency Solutions Grant

Program is found in the following core budget(s): Missouri Housing Development Commission

3. Provide actual expenditures for the prior three fiscal years and planned expenditures for the current fiscal year. (Note: Amounts do not include fringe benefit costs.)



Note: Program expenditure history for SFY2020-SFY2022 is reflected in DSS budget request (HB 11.185).

4. What are the sources of the "Other " funds?

NA

5. What is the authorization for this program, i.e., federal or state statute, etc.? (Include the federal program number, if applicable.)

Federal Law: Stewart B. McKinney Homeless Assistance Act, as amended 42 USC 11371

Federal Law: P.L. 111-22, Division B, Homeless Emergency Assistance and Rapid Transition to Housing Act of 2009 (HEARTH Act)

6. Are there federal matching requirements? If yes, please explain.

Yes, matching funds are required of sub-recipients (non-profits) on a dollar-for-dollar basis (100%).

As stated in HUD ESG regulation, the state can waive up to the first \$100,000 of required match. The state does not provide any matching funds for this program other than a small portion to match administrative funds used for oversight and monitoring.

7. Is this a federally mandated program? If yes, please explain.

No. However, ESG is a component of Missouri's Five-Year Consolidated Plan which includes all formula funded programs from the Department of Housing and Urban Development.

CORE DECISION ITEM

Department:	Economic Development	Budget Unit	42470C
Division:	Missouri Housing Development Commission		
Core:	Housing Assistance Federal Stimulus 2021-Emergency Rental Assistance	HB Section	7.140

1. CORE FINANCIAL SUMMARY

FY 2024 Budget Request					FY 2024 Governor's Recommendation				
	GR	Federal	Other	Total		GR	Federal	Other	Total
PS	0	0	0	0	PS	0	0	0	0
EE	0	0	0	0	EE	0	0	0	0
PSD	0	0	0	0	PSD	0	0	0	0
TRF	0	0	0	0	TRF	0	0	0	0
Total	0	0	0	0	Total	0	0	0	0
FTE	0.00	0.00	0.00	0.00	FTE	0.00	0.00	0.00	0.00
Est. Fringe	0	0	0	0	Est. Fringe	0	0	0	0
<i>Note: Fringes budgeted in House Bill 5 except for certain fringes budgeted directly to MoDOT, Highway Patrol, and Conservation.</i>					<i>Note: Fringes budgeted in House Bill 5 except for certain fringes budgeted directly to MoDOT, Highway Patrol, and Conservation.</i>				

Federal Funds: Housing Assistance Federal Stim 2021-Rental Assist

Federal Funds:

2. CORE DESCRIPTION

This is the core appropriation authority for federal stimulus funds from the U.S. Department of Treasury for the Emergency Rental Assistance Fund (ERA). ERA 1.0 was authorized under the Consolidated Appropriations Act, 2021 (Public Law 117-2, H.R. 1319). ERA 2.0 was authorized by section 3201 of the American Rescue Plan Act of 2021.

ERA makes funding available to assist households that are unable to pay rent, utilities, home energy costs, and other expenses related to housing as a result of the COVID-19 pandemic. The Missouri Housing Development Commission (MHDC) administers this program on behalf of the State of Missouri.

3. PROGRAM LISTING (list programs included in this core funding)

Missouri Housing Development Commission

CORE DECISION ITEM

Department:	Economic Development	Budget Unit	42470C
Division:	Missouri Housing Development Commission		
Core:	Housing Assistance Federal Stimulus 2021-Emergency Rental Assistance	HB Section	7.140

4. FINANCIAL HISTORY

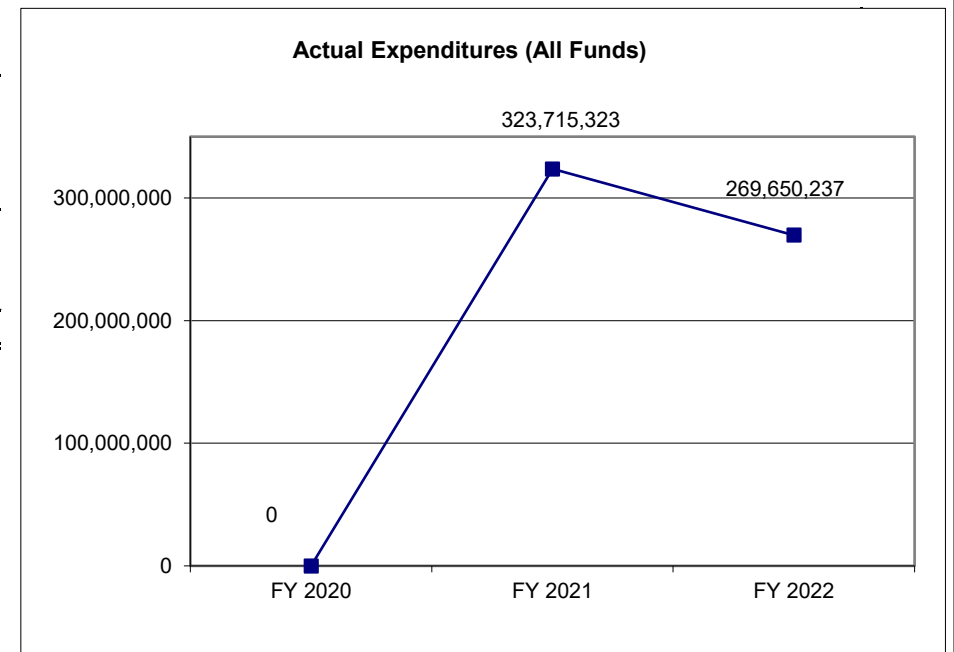
	FY 2020 Actual	FY 2021 Actual	FY 2022 Actual	FY 2023 Current Yr.
Appropriation (All Funds)	0	324,694,749	324,694,749	216,000,000
Less Reverted (All Funds)	0	0	0	0
Less Restricted (All Funds)	0	0	0	0
Budget Authority (All Funds)	0	324,694,749	324,694,749	216,000,000
Actual Expenditures (All Funds)	0	323,715,323	269,650,237	0
Unexpended (All Funds)	0	979,426	55,044,512	216,000,000
Unexpended, by Fund:				
General Revenue				
Federal				
Other	0	979,426	55,044,512	216,000,000
		(1)	(2)	

*Restricted amount is as of: _____

Reverted includes Governor's standard 3 percent reserve (when applicable).
 Restricted includes any extraordinary expenditure restriction (when applicable).

NOTES: (1) 100% of awarded ERA 1.0 authorized by the Consolidated Appropriations Act, 2021, H.R. 133, Public Law 116-260.

(2) Includes portion of ERA 2.0 authorized by section 3201 of the American Rescue Plan Act of 2021.



CORE RECONCILIATION DETAIL

**DEPARTMENT OF ECONOMIC DEVELOPMENT
RENTAL ASST**

5. CORE RECONCILIATION DETAIL

		Budget Class	FTE	GR	Federal	Other	Total	Explanation
TAFP AFTER VETOES								
	PD		0.00	0	216,000,000	0	216,000,000	
	Total		0.00	0	216,000,000	0	216,000,000	
DEPARTMENT CORE ADJUSTMENTS								
1x Expenditures	1373 9174	PD	0.00	0	(216,000,000)	0	(216,000,000)	Reduction of one-time expenditure
NET DEPARTMENT CHANGES			0.00	0	(216,000,000)	0	(216,000,000)	
DEPARTMENT CORE REQUEST								
	PD		0.00	0	0	0	0	
	Total		0.00	0	0	0	0	
GOVERNOR'S RECOMMENDED CORE								
	PD		0.00	0	0	0	0	
	Total		0.00	0	0	0	0	

Department of Economic Development

DECISION ITEM SUMMARY

Budget Unit								
Decision Item	FY 2022	FY 2022	FY 2023	FY 2023	FY 2024	FY 2024	FY 2024	FY 2024
Budget Object Summary	ACTUAL	ACTUAL	BUDGET	BUDGET	DEPT REQ	DEPT REQ	GOV REC	GOV REC
Fund	DOLLAR	FTE	DOLLAR	FTE	DOLLAR	FTE	DOLLAR	FTE
RENTAL ASST								
CORE								
PROGRAM-SPECIFIC								
HOUSING ASSISTANCE STIMULUS	269,650,237	0.00	0	0.00	0	0.00	0	0.00
HOUSING ASSIST FED STIM 2021	0	0.00	216,000,000	0.00	0	0.00	0	0.00
TOTAL - PD	269,650,237	0.00	216,000,000	0.00	0	0.00	0	0.00
TOTAL	269,650,237	0.00	216,000,000	0.00	0	0.00	0	0.00
GRAND TOTAL	\$269,650,237	0.00	\$216,000,000	0.00	\$0	0.00	\$0	0.00

1/11/23 10:08

im_disummary

Department of Economic Development

DECISION ITEM DETAIL

Budget Unit	FY 2022	FY 2022	FY 2023	FY 2023	FY 2024	FY 2024	FY 2024	FY 2024
Decision Item	ACTUAL	ACTUAL	BUDGET	BUDGET	DEPT REQ	DEPT REQ	GOV REC	GOV REC
Budget Object Class	DOLLAR	FTE	DOLLAR	FTE	DOLLAR	FTE	DOLLAR	FTE
RENTAL ASST								
CORE								
PROGRAM DISTRIBUTIONS	269,650,237	0.00	216,000,000	0.00	0	0.00	0	0.00
TOTAL - PD	269,650,237	0.00	216,000,000	0.00	0	0.00	0	0.00
GRAND TOTAL	\$269,650,237	0.00	\$216,000,000	0.00	\$0	0.00	\$0	0.00
GENERAL REVENUE	\$0	0.00	\$0	0.00	\$0	0.00		0.00
FEDERAL FUNDS	\$269,650,237	0.00	\$216,000,000	0.00	\$0	0.00		0.00
OTHER FUNDS	\$0	0.00	\$0	0.00	\$0	0.00		0.00

PROGRAM DESCRIPTION

Department: **Economic Development**

HB Section(s): **7.140**

Program Name: **Emergency Rental Assistance**

Program is found in the following core budget(s): **Missouri Housing Development Commission**

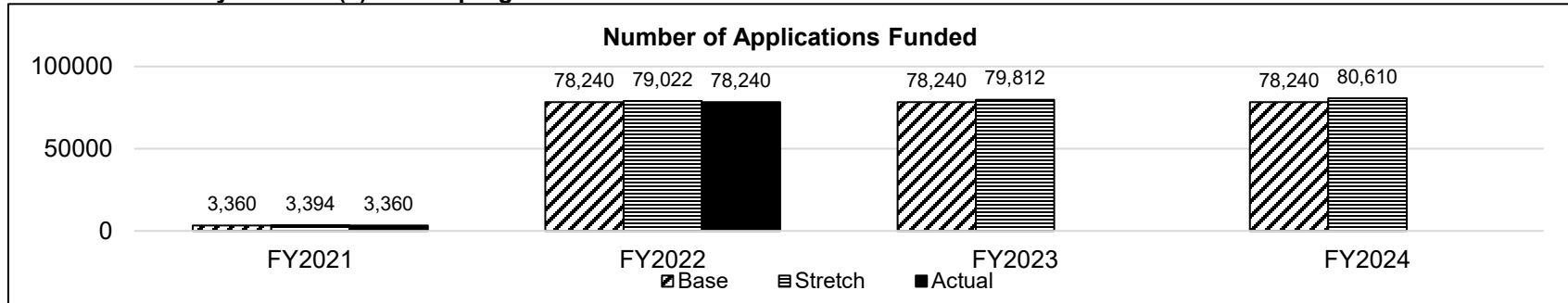
1a. What strategic priority does this program address?

Data Driven, Customer Centric, One Team

1b. What does this program do?

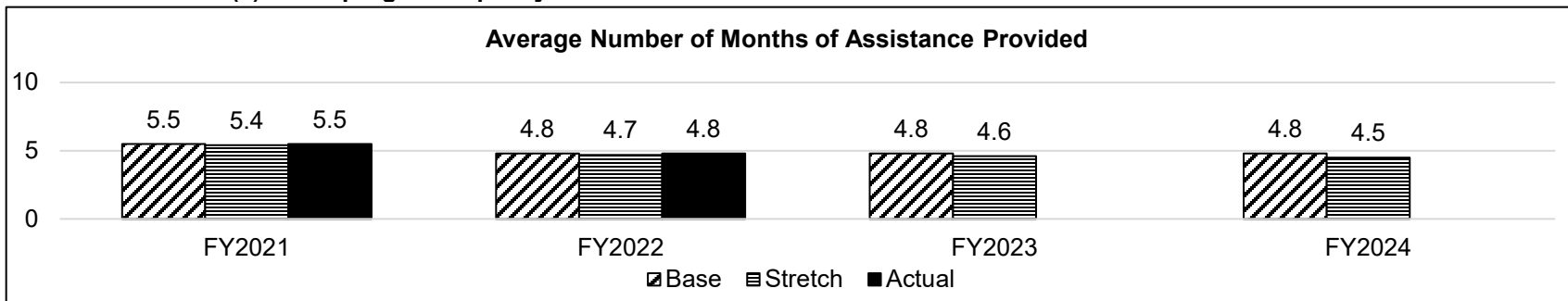
ERA makes funding available to assist households that are unable to pay rent, utilities, home energy costs, and other expenses related to housing as a result of the COVID-19 pandemic. The Missouri Housing Development Commission (MHDC) administers this program on behalf of the State of Missouri.

2a. Provide an activity measure(s) for the program.



Note: Stretch goals are based on a 1% increase in number of applications each year.

2b. Provide a measure(s) of the program's quality.



Note: Stretch goals are based on a 1% decrease each year.

PROGRAM DESCRIPTION

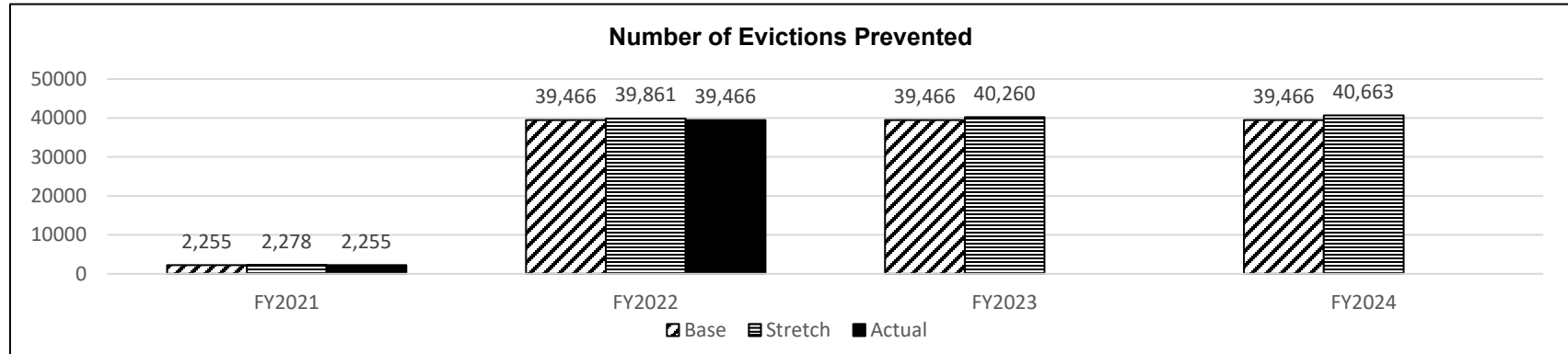
Department: Economic Development

HB Section(s): 7.140

Program Name: Emergency Rental Assistance

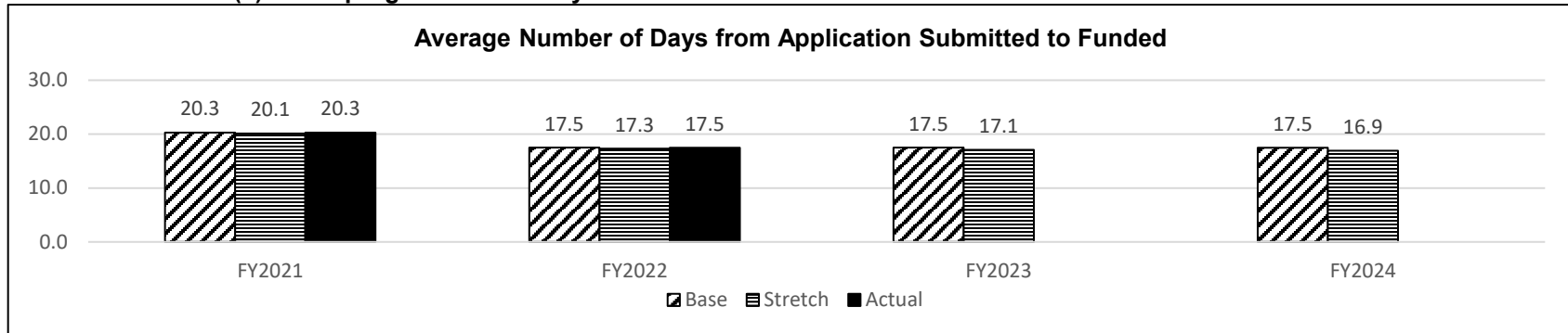
Program is found in the following core budget(s): Missouri Housing Development Commission

2c. Provide a measure(s) of the program's impact.



Note: Stretch goals are based on a 1% increase in number of evictions prevented each year.

2d. Provide a measure(s) of the program's efficiency.



Note: Stretch goals are based on a 1% decrease in time from application submission to approved each year.

PROGRAM DESCRIPTION

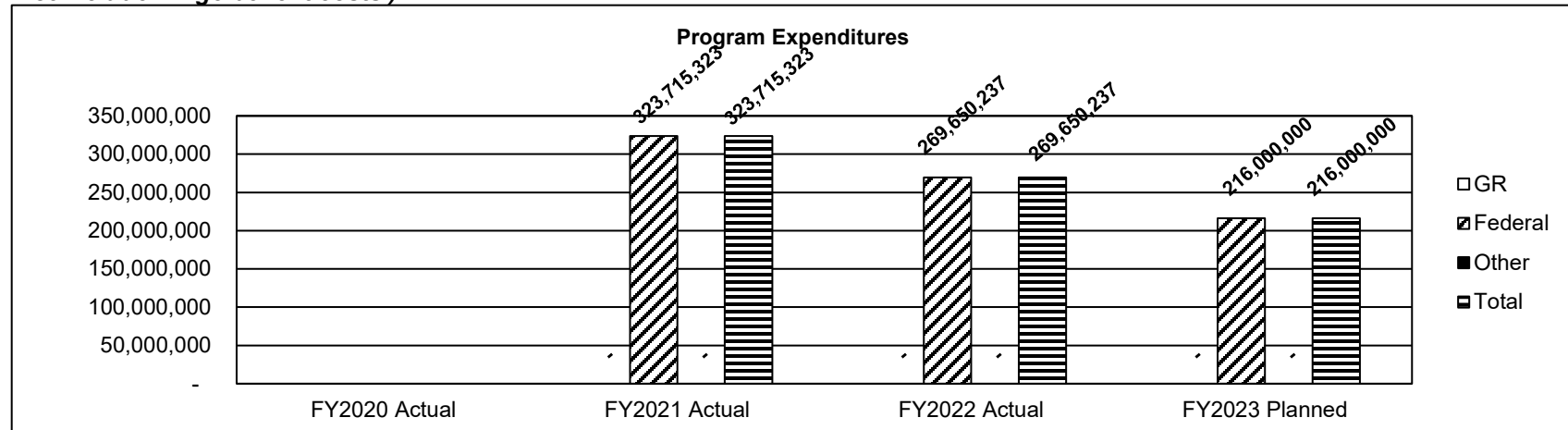
Department: Economic Development

HB Section(s): 7.140

Program Name: Emergency Rental Assistance

Program is found in the following core budget(s): Missouri Housing Development Commission

3. Provide actual expenditures for the prior three fiscal years and planned expenditures for the current fiscal year. *(Note: Amounts do not include fringe benefit costs.)*



In FY2021 and FY2022, ERA 1.0 and 2.0 funds were expended from Fund 2303 (Housing Assistance Federal Stimulus Fund). In FY2023, ERA 2.0 funds will be expended from Fund 2450 (Housing Assistance Federal Stimulus Fund).

4. What are the sources of the "Other " funds?

NA

5. What is the authorization for this program, i.e., federal or state statute, etc.? *(Include the federal program number, if applicable.)*

ERA 1.0 was authorized under the Consolidated Appropriations Act, 2021 (Public Law 117-2, H.R. 1319). ERA 2.0 was authorized by section 3201 of the American Rescue Plan Act of 2021.

6. Are there federal matching requirements? If yes, please explain.

No

7. Is this a federally mandated program? If yes, please explain.

No

CORE DECISION ITEM

Department:	Economic Development	Budget Unit	42476C
Division:	Missouri Housing Development Commission		
Core:	MHDC Housing Assistance Federal Stimulus-Homeowners	HB Section	

1. CORE FINANCIAL SUMMARY

	FY 2024 Budget Request			
	GR	Federal	Other	Total
PS	0	0	0	0
EE	0	0	0	0
PSD	0	0	0	0
TRF	0	0	0	0
Total	0	0	0	0

FTE 0.00 0.00 0.00 0.00

Est. Fringe	0	0	0	0
--------------------	---	---	---	---

Note: Fringes budgeted in House Bill 5 except for certain fringes budgeted directly to MoDOT, Highway Patrol, and Conservation.

Federal Funds: Housing Assistance Federal Stim 2021 Fund (2450)

	FY 2024 Governor's Recommendation			
	GR	Federal	Other	Total
PS	0	0	0	0
EE	0	0	0	0
PSD	0	0	0	0
TRF	0	0	0	0
Total	0	0	0	0

FTE 0.00 0.00 0.00 0.00

Est. Fringe	0	0	0	0
--------------------	---	---	---	---

Note: Fringes budgeted in House Bill 5 except for certain fringes budgeted directly to MoDOT, Highway Patrol, and Conservation.

Other Funds:

2. CORE DESCRIPTION

This is the core appropriation authority for federal stimulus funds from the U.S. Department of Treasury for the Homeowner Assistance Fund (HAF). HAF was authorized under section 3206 of the American Rescue Plan Act.

HAF makes funding available to alleviate homeowner mortgage delinquencies, homeowner mortgage defaults, and homeowner mortgage foreclosures as a result of the COVID-19 pandemic. The Missouri Housing Development Commission (MHDC) administers this program on behalf of the State of Missouri.

3. PROGRAM LISTING (list programs included in this core funding)

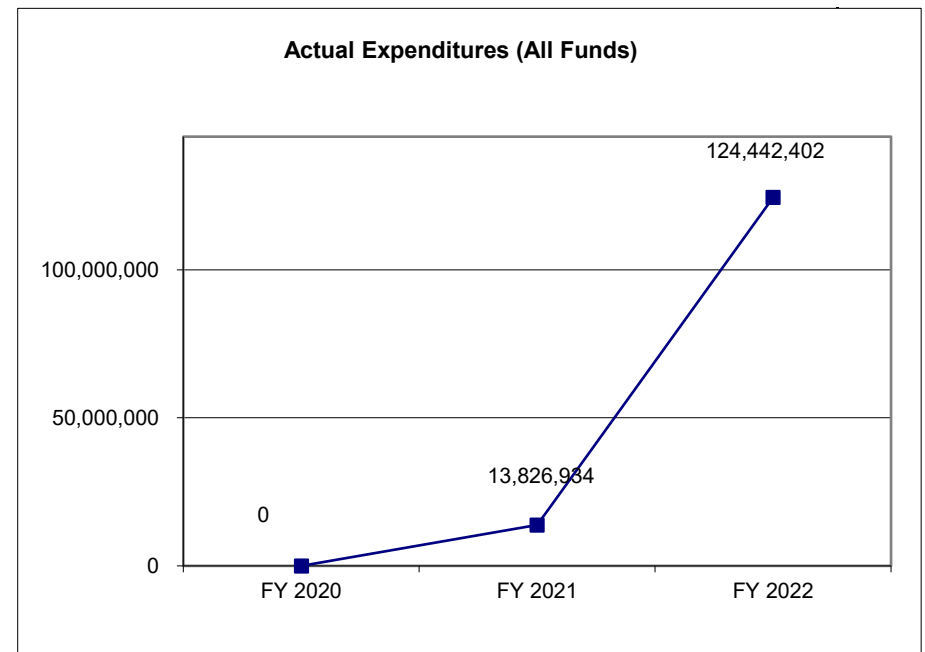
MHDC Housing Assistance Federal Stimulus 2021 (Homeowners)

CORE DECISION ITEM

Department:	Economic Development	Budget Unit	42476C
Division:	Missouri Housing Development Commission		
Core:	MHDC Housing Assistance Federal Stimulus-Homeowners	HB Section	

4. FINANCIAL HISTORY

	FY 2020 Actual	FY 2021 Actual	FY 2022 Actual	FY 2023 Current Yr.
Appropriation (All Funds)	0	142,000,000	142,000,000	0
Less Reverted (All Funds)	0	0	0	0
Less Restricted (All Funds)	0	0	0	0
Budget Authority (All Funds)	0	142,000,000	142,000,000	0
Actual Expenditures (All Funds)	0	13,826,934	124,442,402	
Unexpended (All Funds)	0	128,173,066	17,557,598	0
Unexpended, by Fund:				
General Revenue				
Federal				
Other	0	128,173,066 (1)	17,557,598 (2)	0



*Restricted amount is as of: _____

Reverted includes Governor's standard 3 percent reserve (when applicable).
 Restricted includes any extraordinary expenditure restriction (when applicable).

NOTES: (1) 10% of Homeowner Assistance funds from the American Rescue Plan Act were released by the U.S. Treasury in FY2021.
 (2) The remaining available HAF grant funds were expended in FY2022.

Department of Economic Development

DECISION ITEM SUMMARY

Budget Unit								
Decision Item	FY 2022	FY 2022	FY 2023	FY 2023	FY 2024	FY 2024	FY 2024	FY 2024
Budget Object Summary	ACTUAL	ACTUAL	BUDGET	BUDGET	DEPT REQ	DEPT REQ	GOV REC	GOV REC
Fund	DOLLAR	FTE	DOLLAR	FTE	DOLLAR	FTE	DOLLAR	FTE
MORTGAGE ASSISTANCE								
CORE								
PROGRAM-SPECIFIC								
HOUSING ASSIST FED STIM 2021	124,442,402	0.00	0	0.00	0	0.00	0	0.00
TOTAL - PD	124,442,402	0.00	0	0.00	0	0.00	0	0.00
TOTAL	124,442,402	0.00	0	0.00	0	0.00	0	0.00
GRAND TOTAL	\$124,442,402	0.00	\$0	0.00	\$0	0.00	\$0	0.00

1/11/23 10:08

im_disummary

Department of Economic Development

DECISION ITEM DETAIL

Budget Unit	FY 2022	FY 2022	FY 2023	FY 2023	FY 2024	FY 2024	FY 2024	FY 2024
Decision Item	ACTUAL	ACTUAL	BUDGET	BUDGET	DEPT REQ	DEPT REQ	GOV REC	GOV REC
Budget Object Class	DOLLAR	FTE	DOLLAR	FTE	DOLLAR	FTE	DOLLAR	FTE
MORTGAGE ASSISTANCE								
CORE								
PROGRAM DISTRIBUTIONS	124,442,402	0.00	0	0.00	0	0.00	0	0.00
TOTAL - PD	124,442,402	0.00	0	0.00	0	0.00	0	0.00
GRAND TOTAL	\$124,442,402	0.00	\$0	0.00	\$0	0.00	\$0	0.00
GENERAL REVENUE	\$0	0.00	\$0	0.00	\$0	0.00		0.00
FEDERAL FUNDS	\$124,442,402	0.00	\$0	0.00	\$0	0.00		0.00
OTHER FUNDS	\$0	0.00	\$0	0.00	\$0	0.00		0.00

PROGRAM DESCRIPTION

Department: Economic Development

HB Section(s): _____

Program Name: MHDC Housing Assistance Federal Stimulus-Homeowners

Program is found in the following core budget(s): Missouri Housing Development Commission

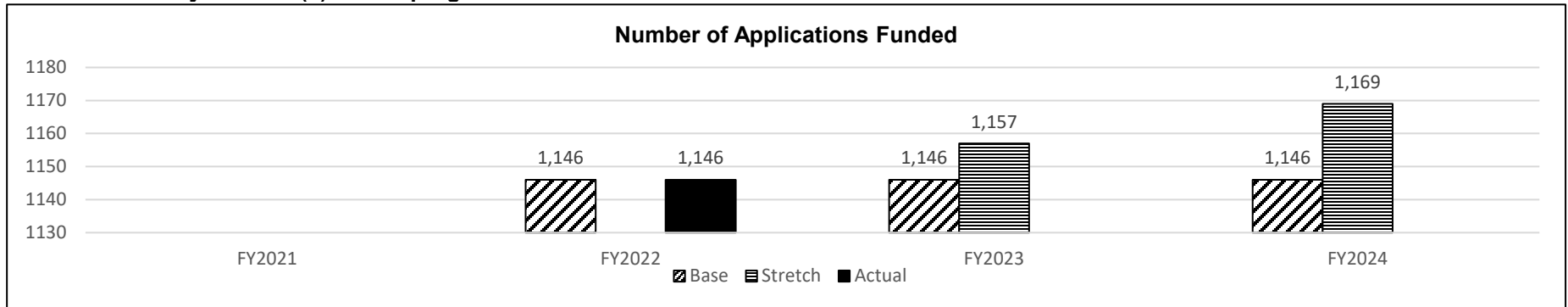
1a. What strategic priority does this program address?

Customer Centric

1b. What does this program do?

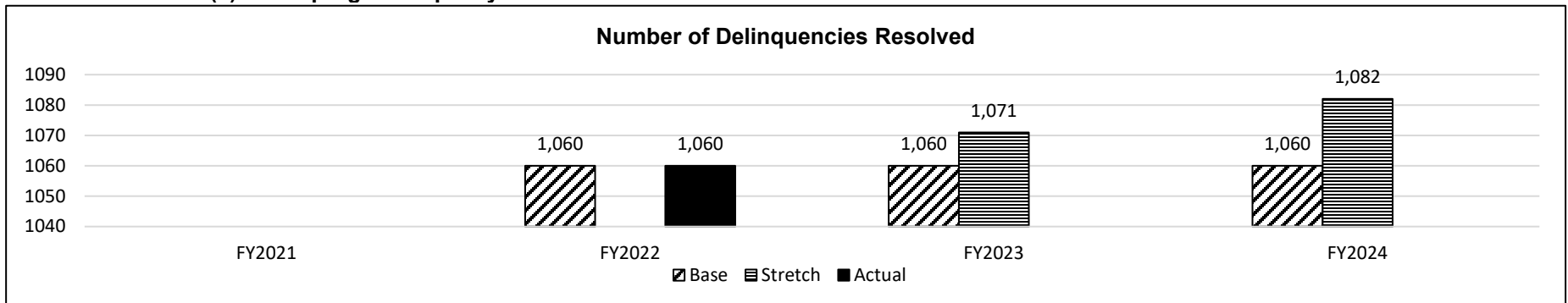
Housing Assistance Fund (HAF) makes funding available to alleviate homeowner mortgage delinquencies, homeowner mortgage defaults, and homeowner mortgage foreclosures as a result of the COVID-19 pandemic. The Missouri Housing Development Commission (MHDC) administers this program on behalf of the State of Missouri.

2a. Provide an activity measure(s) for the program.



Note: Stretch goals reflect a 1% increase each year.

2b. Provide a measure(s) of the program's quality.



Note: Stretch goals reflect a 1% increase each year.

PROGRAM DESCRIPTION

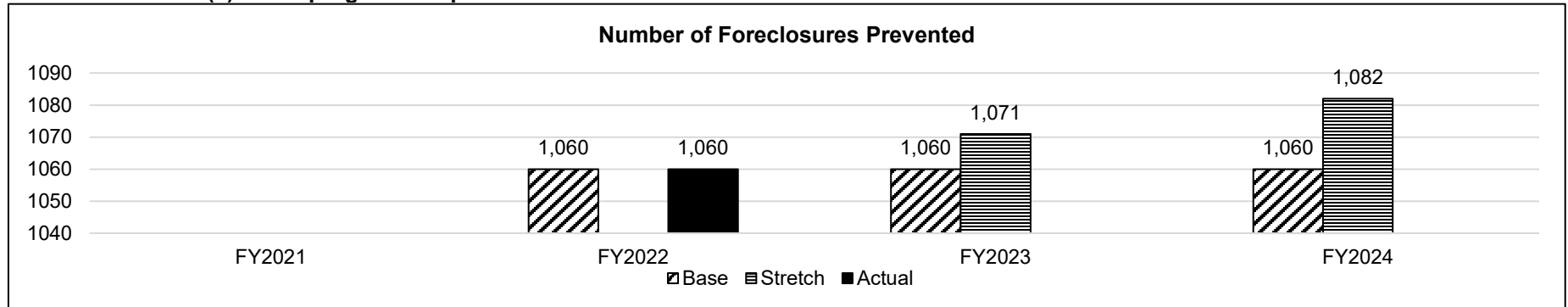
Department: Economic Development

HB Section(s): _____

Program Name: MHDC Housing Assistance Federal Stimulus-Homeowners

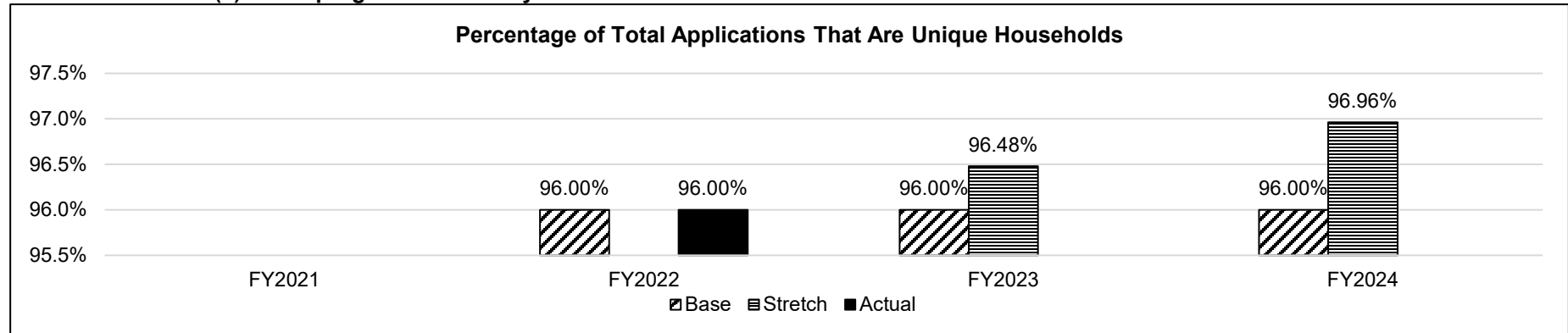
Program is found in the following core budget(s): Missouri Housing Development Commission

2c. Provide a measure(s) of the program's impact.



Note: Stretch goals reflect a 1% increase each year

2d. Provide a measure(s) of the program's efficiency.



Note: Stretch goals reflect a .5% increase each year

PROGRAM DESCRIPTION

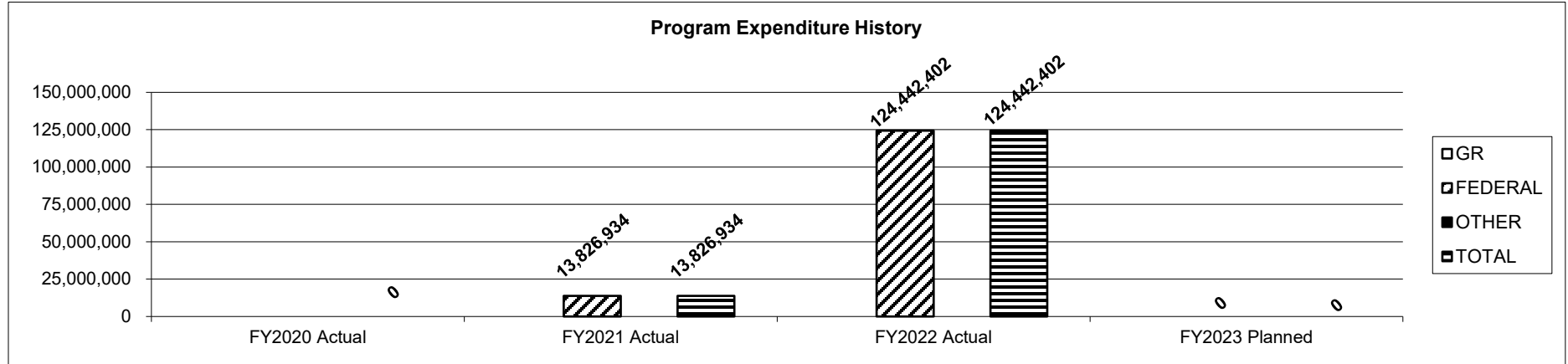
Department: Economic Development

HB Section(s): _____

Program Name: MHDC Housing Assistance Federal Stimulus-Homeowners

Program is found in the following core budget(s): Missouri Housing Development Commission

3. Provide actual expenditures for the prior three fiscal years and planned expenditures for the current fiscal year. (Note: Amounts do not include fringe benefit costs.)



4. What are the sources of the "Other " funds?
NA
5. What is the authorization for this program, i.e., federal or state statute, etc.? (Include the federal program number, if applicable.)
Section 3206 of the American Rescue Plan Act.
6. Are there federal matching requirements? If yes, please explain.
No
7. Is this a federally mandated program? If yes, please explain.
No

CORE DECISION ITEM

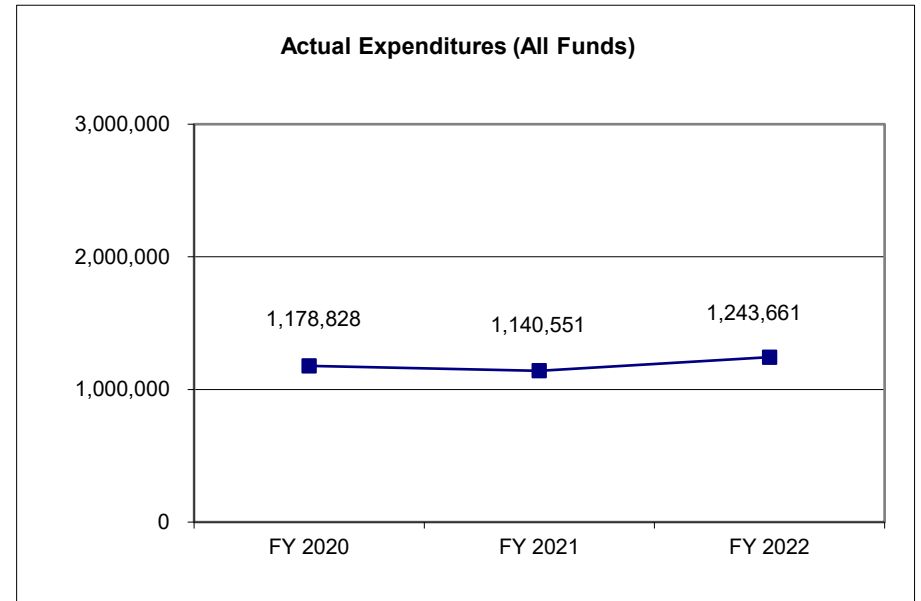
Department: Economic Development					Budget Unit 41910C				
Division: Administration									
Core: Administration					HB Section 7.150				
1. CORE FINANCIAL SUMMARY									
FY 2024 Budget Request					FY 2024 Governor's Recommendation				
	GR	Federal	Other	Total		GR	Fed	Other	Total
PS	922,114	55,018	290,085	1,267,217	PS	922,114	55,018	290,085	1,267,217
EE	99,817	1,777	194,475	296,069	EE	99,817	1,777	194,475	296,069
PSD	12,000	0	12,001	24,001	PSD	12,000	0	12,001	24,001
TRF	0	0	0	0	TRF	0	0	0	0
Total	1,033,931	56,795	496,561	1,587,287	Total	1,033,931	56,795	496,561	1,587,287
FTE	11.55	1.00	3.99	16.54	FTE	11.55	1.00	3.99	16.54
Est. Fringe	516,405	35,657	168,011	720,073	Est. Fringe	516,405	35,657	168,011	670,883
Note: Fringes budgeted in House Bill 5 except for certain fringes budgeted directly to MoDOT, Highway Patrol, and Conservation.					Note: Fringes budgeted in House Bill 5 except for certain fringes budgeted directly to MoDOT, Highway Patrol, and Conservation.				
Other Funds:	Administrative Revolving Fund (0547)				Other Funds:	Administrative Revolving Fund (0547)			
Federal Funds:	Community Development Block Grant (0123)				Federal Funds:	Community Development Block Grant (0123)			
2. CORE DESCRIPTION									
The Administration Division provides overarching direction and ensures adequate resources are allocated to support efforts within each division. The division houses the director's office, general counsel, financial systems, budget, and human resources.									
Other funds represents the DED Administrative Revolving Fund (0547). This fund was established by RSMo 620.015 and consists of any monies transferred or paid to the Department of Economic Development in return for goods and services provided by the department.									
3. PROGRAM LISTING (list programs included in this core funding)									
Administration Services and Support									

CORE DECISION ITEM

Department:	Economic Development	Budget Unit	41910C
Division:	Administration		
Core:	Administration	HB Section	7.150

4. FINANCIAL HISTORY

	FY 2020 Actual	FY 2021 Actual	FY 2022 Actual	FY 2023 Current Yr.
Appropriation (All Funds)	1,462,078	1,480,950	1,509,965	1,690,197
Less Reverted (All Funds)	(27,750)	(28,117)	(28,321)	(32,090)
Less Restricted (All Funds)	0	0	0	0
Budget Authority (All Funds)	1,434,328	1,452,833	1,481,644	1,658,107
Actual Expenditures (All Funds)	1,178,828	1,140,551	1,243,661	N/A
Unexpended (All Funds)	255,500	312,282	237,983	N/A
Unexpended, by Fund:				
General Revenue	39,212	48,181	40,930	N/A
Federal	14,562	10,345	3,456	N/A
Other	201,726	253,756	193,597	N/A
	(1)	(1)		



Restricted amount is as of:

Reverted includes Governor's standard 3 percent reserve (when applicable).

Restricted includes any extraordinary expenditure restrictions (when applicable).

NOTES: (1) The lapse in General Revenue is the result of various vacancies that occurred throughout the year. The lapse in Other Funds includes \$12,000 refund appropriation.

CORE RECONCILIATION DETAIL

DEPARTMENT OF ECONOMIC DEVELOPMENT ADMINISTRATIVE SERVICES

5. CORE RECONCILIATION DETAIL

			Budget Class	FTE	GR	Federal	Other	Total	Explanation
TAFP AFTER VETOES									
			PS	16.54	956,360	55,018	356,249	1,367,627	
			EE	0.00	101,317	1,777	195,475	298,569	
			PD	0.00	12,000	0	12,001	24,001	
			Total	16.54	1,069,677	56,795	563,725	1,690,197	
DEPARTMENT CORE ADJUSTMENTS									
1x Expenditures	1375 2174		EE	0.00	0	0	(1,000)	(1,000)	Reduction of one-time expenditure
1x Expenditures	1375 2173		EE	0.00	(1,500)	0	0	(1,500)	Reduction of one-time expenditure
Core Reduction	1827 3614		PS	0.00	0	0	(40,000)	(40,000)	Core reduction
Core Reallocation	1374 3614		PS	0.00	0	0	(26,164)	(26,164)	Reallocation to move OpEx Coordinator to Strategy and Performance Division
Core Reallocation	1374 3612		PS	0.00	(34,246)	0	0	(34,246)	Reallocation to move OpEx Coordinator to Strategy and Performance Division
NET DEPARTMENT CHANGES				0.00	(35,746)	0	(67,164)	(102,910)	
DEPARTMENT CORE REQUEST									
			PS	16.54	922,114	55,018	290,085	1,267,217	
			EE	0.00	99,817	1,777	194,475	296,069	
			PD	0.00	12,000	0	12,001	24,001	
			Total	16.54	1,033,931	56,795	496,561	1,587,287	
GOVERNOR'S RECOMMENDED CORE									
			PS	16.54	922,114	55,018	290,085	1,267,217	
			EE	0.00	99,817	1,777	194,475	296,069	

CORE RECONCILIATION DETAIL

DEPARTMENT OF ECONOMIC DEVELOPMENT
ADMINISTRATIVE SERVICES

5. CORE RECONCILIATION DETAIL

	Budget Class	FTE	GR	Federal	Other	Total	Explanation
GOVERNOR'S RECOMMENDED CORE	PD	0.00	12,000	0	12,001	24,001	
	Total	16.54	1,033,931	56,795	496,561	1,587,287	

Department of Economic Development

DECISION ITEM SUMMARY

Budget Unit								
Decision Item	FY 2022	FY 2022	FY 2023	FY 2023	FY 2024	FY 2024	FY 2024	FY 2024
Budget Object Summary	ACTUAL	ACTUAL	BUDGET	BUDGET	DEPT REQ	DEPT REQ	GOV REC	GOV REC
Fund	DOLLAR	FTE	DOLLAR	FTE	DOLLAR	FTE	DOLLAR	FTE
ADMINISTRATIVE SERVICES								
CORE								
PERSONAL SERVICES								
GENERAL REVENUE	802,627	11.96	956,360	11.55	922,114	11.55	922,114	11.55
DED-ED PRO-CDBG-ADMINISTRATION	48,182	0.90	55,018	1.00	55,018	1.00	55,018	1.00
DED ADMINISTRATIVE	237,497	3.56	356,249	3.99	290,085	3.99	290,085	3.99
TOTAL - PS	1,088,306	16.42	1,367,627	16.54	1,267,217	16.54	1,267,217	16.54
EXPENSE & EQUIPMENT								
GENERAL REVENUE	60,264	0.00	101,317	0.00	99,817	0.00	99,817	0.00
DED-ED PRO-CDBG-ADMINISTRATION	1,778	0.00	1,777	0.00	1,777	0.00	1,777	0.00
DED ADMINISTRATIVE	81,437	0.00	195,475	0.00	194,475	0.00	194,475	0.00
TOTAL - EE	143,479	0.00	298,569	0.00	296,069	0.00	296,069	0.00
PROGRAM-SPECIFIC								
GENERAL REVENUE	11,876	0.00	12,000	0.00	12,000	0.00	12,000	0.00
DED ADMINISTRATIVE	0	0.00	12,001	0.00	12,001	0.00	12,001	0.00
TOTAL - PD	11,876	0.00	24,001	0.00	24,001	0.00	24,001	0.00
TOTAL	1,243,661	16.42	1,690,197	16.54	1,587,287	16.54	1,587,287	16.54
Pay Plan - 0000012								
PERSONAL SERVICES								
GENERAL REVENUE	0	0.00	0	0.00	0	0.00	98,967	0.00
DED-ED PRO-CDBG-ADMINISTRATION	0	0.00	0	0.00	0	0.00	4,787	0.00
DED ADMINISTRATIVE	0	0.00	0	0.00	0	0.00	37,735	0.00
TOTAL - PS	0	0.00	0	0.00	0	0.00	141,489	0.00
TOTAL	0	0.00	0	0.00	0	0.00	141,489	0.00
GRAND TOTAL	\$1,243,661	16.42	\$1,690,197	16.54	\$1,587,287	16.54	\$1,728,776	16.54

1/11/23 10:08

im_disummary

FLEXIBILITY REQUEST FORM

BUDGET UNIT NUMBER: 41910C BUDGET UNIT NAME: Administration HOUSE BILL SECTION: 7.150	DEPARTMENT: Economic Development DIVISION: Administration
1. Provide the amount by fund of personal service flexibility and the amount by fund of expense and equipment flexibility you are requesting in dollar and percentage terms and explain why the flexibility is needed. If flexibility is being requested among divisions, provide the amount by fund of flexibility you are requesting in dollar and percentage terms and explain why the flexibility is needed.	
DEPARTMENT REQUEST	
<p>The department is requesting 10% flexibility between the Personal Service and/or Expense and Equipment appropriation. This flexibility is needed to ensure our ability to immediately address any identified operational modifications in order to provide the highest quality services to Missourians.</p> <p>- Admin Services PS (0101) - \$922,114 x 10% = \$92,211 and Admin Services EE (0101) - \$111,817 x 10% = \$11,182 - Admin Services PS (0123) - \$55,018 x 10% = \$5,502 and Admin Services EE (0123) - \$1,777 x 10% = \$178 - Admin Services PS (0547) - \$290,085 x 10% = \$29,009 and Admin Services EE (0547) - \$206,476 x 10% = \$20,648</p>	
2. Estimate how much flexibility will be used for the budget year. How much flexibility was used in the Prior Year Budget and the Current Year Budget? Please specify the amount.	
PRIOR YEAR ACTUAL AMOUNT OF FLEXIBILITY USED	CURRENT YEAR ESTIMATED AMOUNT OF FLEXIBILITY THAT WILL BE USED
\$0	Expenditures in PS and E&E will differ annually based on needs to cover operational expenses, address emergency and changing situations, etc.
3. Please explain how flexibility was used in the prior and/or current years.	
PRIOR YEAR EXPLAIN ACTUAL USE	CURRENT YEAR EXPLAIN PLANNED USE
N/A	In FY 2021, Administrative Services was appropriated 10% flexibility between PS and E&E appropriations. This will allow the department to respond to changing situations to continue to provide the best possible quality service to our customers.

Department of Economic Development

DECISION ITEM DETAIL

Budget Unit	FY 2022	FY 2022	FY 2023	FY 2023	FY 2024	FY 2024	FY 2024	FY 2024
Decision Item	ACTUAL	ACTUAL	BUDGET	BUDGET	DEPT REQ	DEPT REQ	GOV REC	GOV REC
Budget Object Class	DOLLAR	FTE	DOLLAR	FTE	DOLLAR	FTE	DOLLAR	FTE
ADMINISTRATIVE SERVICES								
CORE								
SALARIES & WAGES	0	0.00	15,430	0.00	15,430	0.00	15,430	0.00
STATE DEPARTMENT DIRECTOR	62,657	0.47	149,368	1.05	139,368	1.05	139,368	1.05
DEPUTY STATE DEPT DIRECTOR	130,301	1.06	98,744	0.79	98,744	0.79	98,744	0.79
DESIGNATED PRINCIPAL ASST DEPT	63,735	1.21	81,181	1.04	76,181	1.04	76,181	1.04
LEGAL COUNSEL	53,995	1.00	11,446	1.00	11,446	1.00	11,446	1.00
CHIEF COUNSEL	118,721	1.00	130,369	1.04	120,369	1.04	120,369	1.04
DEPUTY GENERAL COUNSEL	77,623	1.00	96,326	1.12	96,326	1.12	96,326	1.12
MISCELLANEOUS PROFESSIONAL	7,991	0.19	0	0.00	0	0.00	0	0.00
SPECIAL ASST PROFESSIONAL	16,797	0.27	0	0.00	0	0.00	0	0.00
ADMIN SUPPORT PROFESSIONAL	92,621	2.01	78,247	1.62	78,247	1.62	78,247	1.62
SENIOR RESEARCH/DATA ANALYST	0	0.00	65,410	0.00	5,000	0.00	5,000	0.00
AGENCY BUDGET SENIOR ANALYST	56,501	1.00	72,424	0.80	67,424	0.80	67,424	0.80
SENIOR ACCOUNTS ASSISTANT	35,673	1.00	49,916	1.11	49,916	1.11	49,916	1.11
ACCOUNTANT	53,044	1.12	89,135	1.21	89,135	1.21	89,135	1.21
INTERMEDIATE ACCOUNTANT	64,180	1.00	88,241	1.10	88,241	1.10	88,241	1.10
ACCOUNTANT MANAGER	83,416	1.00	104,604	1.35	99,604	1.35	99,604	1.35
HUMAN RESOURCES GENERALIST	45,982	1.00	51,752	1.20	51,752	1.20	51,752	1.20
HUMAN RESOURCES SPECIALIST	52,302	1.00	64,679	1.24	64,679	1.24	64,679	1.24
HUMAN RESOURCES MANAGER	72,767	1.09	120,355	0.87	115,355	0.87	115,355	0.87
TOTAL - PS	1,088,306	16.42	1,367,627	16.54	1,267,217	16.54	1,267,217	16.54
TRAVEL, IN-STATE	5,506	0.00	16,906	0.00	16,906	0.00	16,906	0.00
TRAVEL, OUT-OF-STATE	994	0.00	12,790	0.00	12,790	0.00	12,790	0.00
FUEL & UTILITIES	0	0.00	2,505	0.00	2,505	0.00	2,505	0.00
SUPPLIES	25,533	0.00	29,818	0.00	29,818	0.00	29,818	0.00
PROFESSIONAL DEVELOPMENT	6,232	0.00	52,071	0.00	51,071	0.00	51,071	0.00
COMMUNICATION SERV & SUPP	12,285	0.00	48,246	0.00	46,746	0.00	46,746	0.00
PROFESSIONAL SERVICES	70,976	0.00	73,687	0.00	73,687	0.00	73,687	0.00
HOUSEKEEPING & JANITORIAL SERV	76	0.00	658	0.00	658	0.00	658	0.00
M&R SERVICES	315	0.00	6,693	0.00	6,693	0.00	6,693	0.00
COMPUTER EQUIPMENT	0	0.00	9,500	0.00	9,500	0.00	9,500	0.00
MOTORIZED EQUIPMENT	0	0.00	761	0.00	761	0.00	761	0.00
OFFICE EQUIPMENT	4,877	0.00	9,700	0.00	9,700	0.00	9,700	0.00

Department of Economic Development

DECISION ITEM DETAIL

Budget Unit	FY 2022	FY 2022	FY 2023	FY 2023	FY 2024	FY 2024	FY 2024	FY 2024
Decision Item	ACTUAL	ACTUAL	BUDGET	BUDGET	DEPT REQ	DEPT REQ	GOV REC	GOV REC
Budget Object Class	DOLLAR	FTE	DOLLAR	FTE	DOLLAR	FTE	DOLLAR	FTE
ADMINISTRATIVE SERVICES								
CORE								
OTHER EQUIPMENT	12,070	0.00	11,758	0.00	11,758	0.00	11,758	0.00
PROPERTY & IMPROVEMENTS	2,063	0.00	328	0.00	328	0.00	328	0.00
BUILDING LEASE PAYMENTS	0	0.00	720	0.00	720	0.00	720	0.00
EQUIPMENT RENTALS & LEASES	966	0.00	15,265	0.00	15,265	0.00	15,265	0.00
MISCELLANEOUS EXPENSES	1,586	0.00	3,238	0.00	3,238	0.00	3,238	0.00
REBILLABLE EXPENSES	0	0.00	3,925	0.00	3,925	0.00	3,925	0.00
TOTAL - EE	143,479	0.00	298,569	0.00	296,069	0.00	296,069	0.00
PROGRAM DISTRIBUTIONS	11,876	0.00	12,001	0.00	12,001	0.00	12,001	0.00
REFUNDS	0	0.00	12,000	0.00	12,000	0.00	12,000	0.00
TOTAL - PD	11,876	0.00	24,001	0.00	24,001	0.00	24,001	0.00
GRAND TOTAL	\$1,243,661	16.42	\$1,690,197	16.54	\$1,587,287	16.54	\$1,587,287	16.54
GENERAL REVENUE	\$874,767	11.96	\$1,069,677	11.55	\$1,033,931	11.55	\$1,033,931	11.55
FEDERAL FUNDS	\$49,960	0.90	\$56,795	1.00	\$56,795	1.00	\$56,795	1.00
OTHER FUNDS	\$318,934	3.56	\$563,725	3.99	\$496,561	3.99	\$496,561	3.99

PROGRAM DESCRIPTION

Department: Economic Development

HB Section(s): 7.150

Program Name: Administration

Program is found in the following core budget(s): Administration

1a. What strategic priority does this program address?

Data Driven, Customer Centric, One Team

1b. What does this program do?

The Administration Division provides overarching direction and ensures adequate resources are allocated to support efforts within each division. The division houses the director's office, general counsel, human resources, and financial systems and budget.

- The Director is appointed by the Governor and charged with overall leadership and strategic direction of the department. The Director is assisted by a Deputy Director and Executive Assistant.
- The Department General Counsel advises and consults with executive staff concerning policy, personnel, contracts, legislation, and ensures Sunshine Law compliance and program compliance.
- Human Resources supports all divisions with position recruitment, advising on personnel issues, on-boarding new staff, providing continuous improvement training to managers, and payroll services.
- Budget and Finance supports all divisions with accounting, procurement services, and budget management.

2a. Provide an activity measure(s) for the program.

	FY2020 Actual	FY2021* Projected	FY2021* Actual	FY2022 Projected	FY2022 Actual	FY2023 Projected	FY2024 Projected	FY2025 Projected
Number of Financial Transactions Processed	2,194	4,000	3,285	2,150	2,158	2,150	2,150	2,150
Number of Corrections on Financial Transactions	47	30	27	30	56	30	30	30
Number of Fiscal Notes Processed	308	300	345	300	467	400	400	400

Note 1: Chart depicts financial transactions and Fiscal Notes processed by the DED Administration/Financial Systems unit only.

*Note 2: Increased FY2021 Transaction Projections due to anticipated increase in CARES Act payment documents.

2b. Provide a measure(s) of the program's quality.

	FY2020 Actual	FY2021 Projected	FY2021 Actual	FY2022 Projected	FY2022 Actual	FY2023 Projected	FY2024 Projected	FY2025 Projected
Customer Service Experience	82%	86%	79%	90%	83%	90%	90%	90%

Note 1: Percentage of respondents who rated their experience as "very" or "somewhat" positive.

Note 2: FY2022 survey sent out August 2022. Results based on 105 survey respondents.

PROGRAM DESCRIPTION

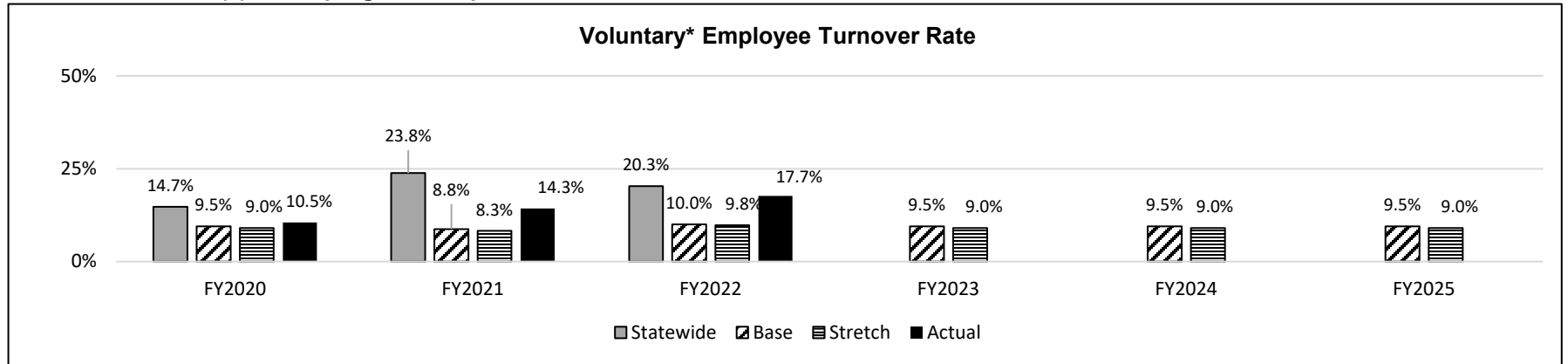
Department: Economic Development

HB Section(s): 7.150

Program Name: Administration

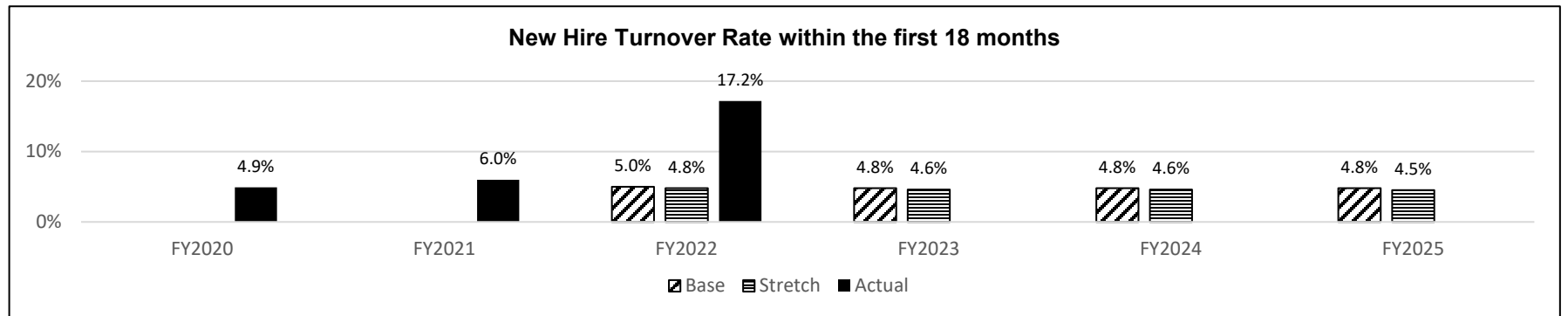
Program is found in the following core budget(s): Administration

2c. Provide a measure(s) of the program's impact.



**Depicts employees who resigned from the state or agency voluntarily. Does not include retirements, dismissals, ends of appointment, or layoffs.*

Note: Demonstrates the Ability to Retain Quality Employees.



Note: New Hire Turnover Rate Base and Stretch targets established following 18 months of statistics following department reorganization.

PROGRAM DESCRIPTION

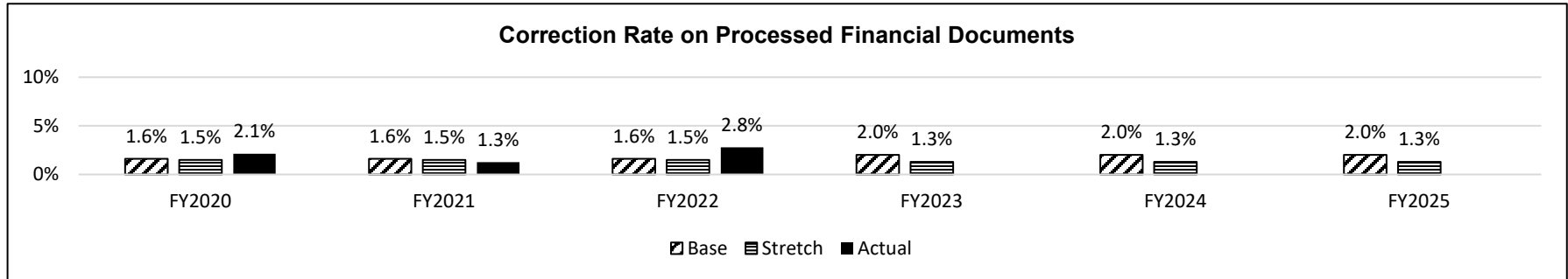
Department: Economic Development

HB Section(s): 7.150

Program Name: Administration

Program is found in the following core budget(s): Administration

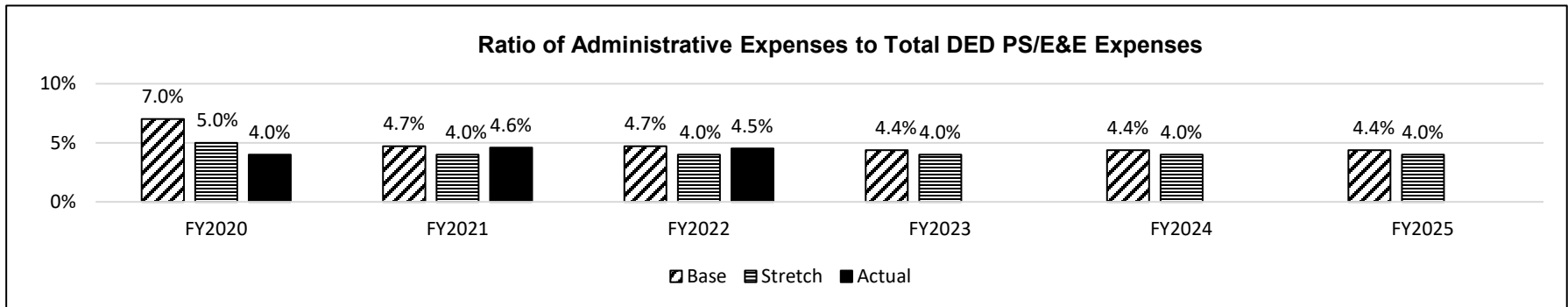
2c. Provide a measure(s) of the program's impact. (continued)



Note 1: Chart depicts correction rate on processed financial documents by the DED Administration/Financial Systems unit only (see 2a), which shows effectiveness in entering SAMII documents and processing vendor payments.

Note 2: Base reflects average of previous two years. Stretch reflects lowest percent of previous three years.

2d. Provide a measure(s) of the program's efficiency.



Note 1: Base target for FY2023-FY2025 reflect an average of the previous three years Actuals.

Note 2: Stretch target reflects the lowest result of the previous three years Actuals.

PROGRAM DESCRIPTION

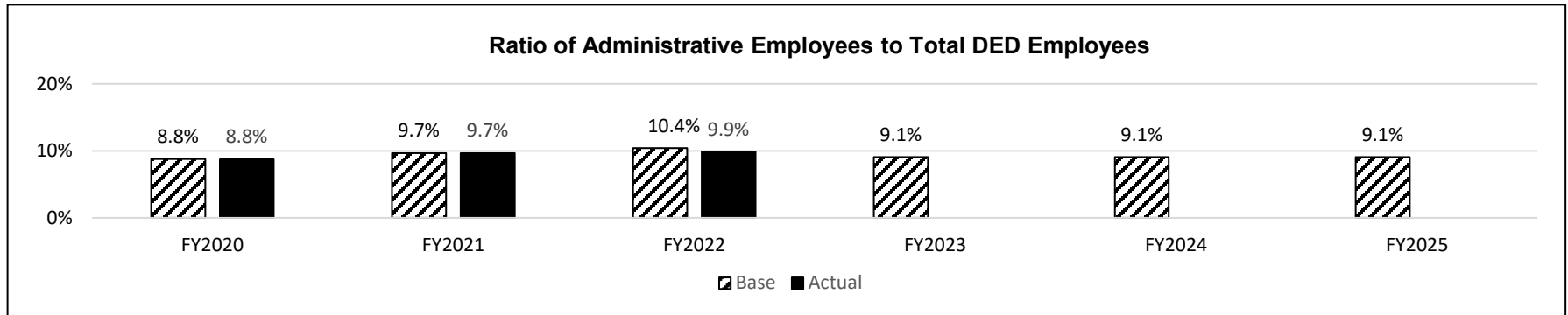
Department: Economic Development

HB Section(s): 7.150

Program Name: Administration

Program is found in the following core budget(s): Administration

2d. Provide a measure(s) of the program's efficiency. (continued)



Note 1: Department FTE reduced in FY2021 budget from 177.6 to 161 with total Administration Division FTE at 15.5.

Note 2: Department FTE increased in FY2022 due to American Rescue Plan Act (ARPA) grant administration by 8.34 FTE. DED Administration FTE increased to 16.54.

Note 3: Department FTE increased in FY2023 due to ARPA administration by 23.0 FTE. DED Administration FTE remained at 16.54.

PROGRAM DESCRIPTION

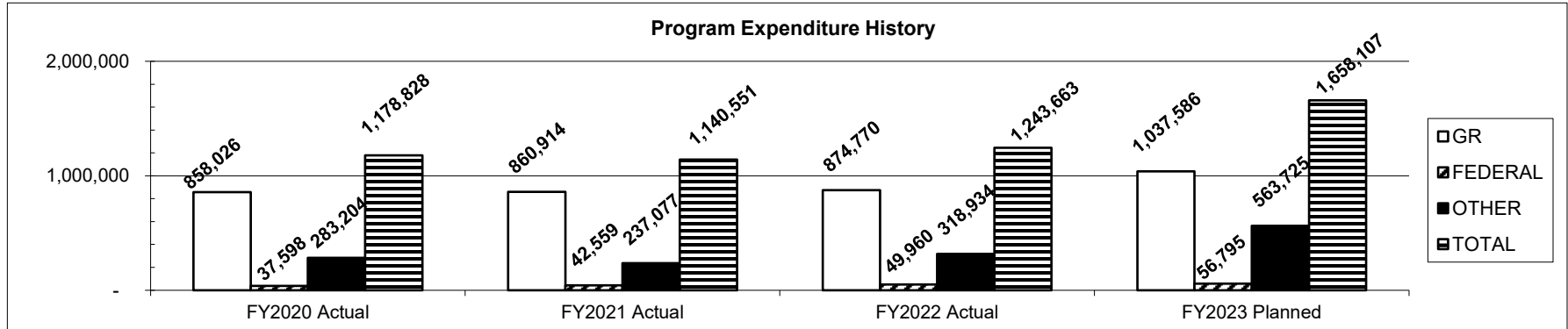
Department: Economic Development

HB Section(s): 7.150

Program Name: Administration

Program is found in the following core budget(s): Administration

3. Provide actual expenditures for the prior three fiscal years and planned expenditures for the current fiscal year. (Note: Amounts do not include fringe benefit costs.)



Note: Planned expenditures for GR reflects 3% Governor's Reserve.

4. What are the sources of the "Other " funds?

Administrative Services Revolving Fund (0547)

5. What is the authorization for this program, i.e., federal or state statute, etc.? (Include the federal program number, if applicable.)

Section 620.010, RSMo, establishes the Department of Economic Development and its divisions. Section 620.015, RSMo (DED Administrative Revolving Fund). Federal CDBG funds authorized under 42 USC Section 5301 et. Seq., 24 CFR Part 570, and the MO Consolidated Plan submitted to the U.S. Department of Housing and Urban Development.

6. Are there federal matching requirements? If yes, please explain.

No.

7. Is this a federally mandated program? If yes, please explain.

No.

CORE DECISION ITEM

Department: Economic Development	Budget Unit 41930C
Division: Administration	
Core: Transfers to Administrative Services Revolving Fund	HB Section 7.155

1. CORE FINANCIAL SUMMARY

	FY 2024 Budget Request			
	GR	Federal	Other	Total
PS	0	0	0	0
EE	0	0	0	0
PSD	0	0	0	0
TRF	0	0	280,669	280,669
Total	0	0	280,669	280,669
FTE	0.00	0.00	0.00	0.00
Est. Fringe	0	0	0	0
<i>Note: Fringes budgeted in House Bill 5 except for certain fringes budgeted directly to MoDOT, Highway Patrol, and Conservation.</i>				
Other Funds:	Tourism Supplemental Revenue Fund (0274) Economic Development Advancement Fund (0783)			

	FY 2024 Governor's Recommendation			
	GR	Fed	Other	Total
PS	0	0	0	0
EE	0	0	0	0
PSD	0	0	0	0
TRF	0	0	280,669	280,669
Total	0	0	280,669	280,669
FTE	0.00	0.00	0.00	0.00
Est. Fringe	0	0	0	0
<i>Note: Fringes budgeted in House Bill 5 except for certain fringes budgeted directly to MoDOT, Highway Patrol, and Conservation.</i>				
Other Funds:	Tourism Supplemental Revenue Fund (0274) Economic Development Advancement Fund (0783)			

2. CORE DESCRIPTION

These transfers allow for reimbursement to the Administration Division for providing resources and support to the divisions as part of the cost allocation plan. Administration is comprised of numerous units and support sections including the director's office, general counsel, financial systems, budget, and human resources.

3. PROGRAM LISTING (list programs included in this core funding)

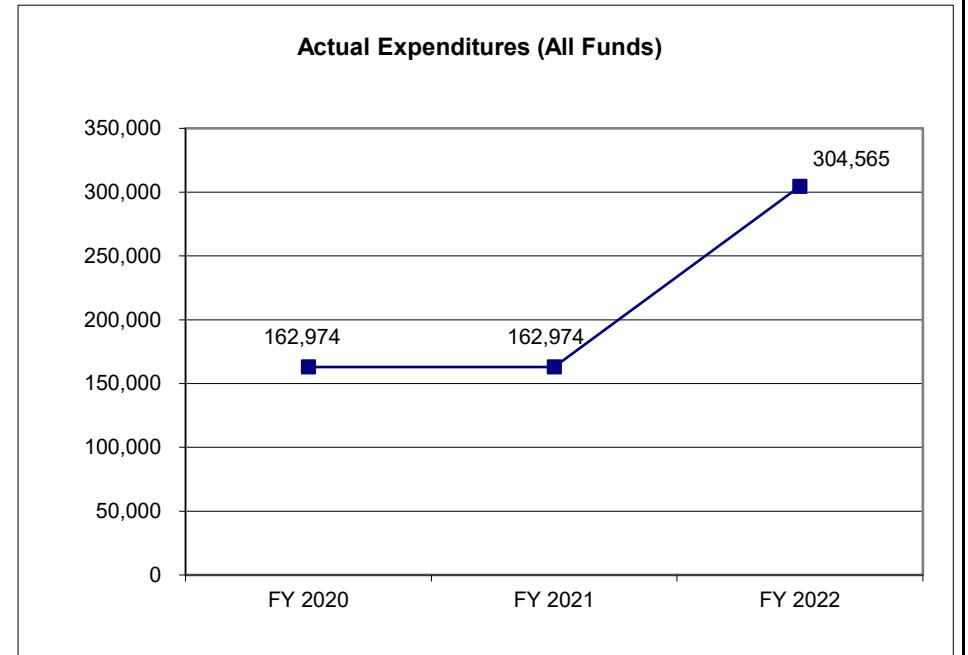
Transfers to Administrative Services

CORE DECISION ITEM

Department:	Economic Development	Budget Unit	41930C
Division:	Administration	HB Section	7.155
Core:	Transfers to Administrative Services Revolving Fund		

4. FINANCIAL HISTORY

	FY 2020 Actual	FY 2021 Actual	FY 2022 Actual	FY 2023 Current Yr.
Appropriation (All Funds)	162,974	162,974	304,565	280,669
Less Reverted (All Funds)	0	0	0	0
Less Restricted (All Funds)	0	0	0	0
Budget Authority (All Funds)	162,974	162,974	304,565	280,669
Actual Expenditures (All Funds)	162,974	162,974	304,565	N/A
Unexpended (All Funds)	0	0	0	N/A
Unexpended, by Fund:				
General Revenue	0	0	0	N/A
Federal	0	0	0	N/A
Other	0	0	0	N/A



Reverted includes Governor's standard 3 percent reserve (when applicable).
 Restricted includes any extraordinary expenditure restrictions (when applicable).

NOTES:

CORE RECONCILIATION DETAIL

**DEPARTMENT OF ECONOMIC DEVELOPMENT
ADMIN SERVICES-TRANSFER**

5. CORE RECONCILIATION DETAIL

	Budget Class	FTE	GR	Federal	Other	Total	Explanation
<hr/>							
TAFP AFTER VETOES	TRF	0.00	0	0	280,669	280,669	
	Total	0.00	0	0	280,669	280,669	
<hr/>							
DEPARTMENT CORE REQUEST	TRF	0.00	0	0	280,669	280,669	
	Total	0.00	0	0	280,669	280,669	
<hr/>							
GOVERNOR'S RECOMMENDED CORE	TRF	0.00	0	0	280,669	280,669	
	Total	0.00	0	0	280,669	280,669	
<hr/>							

Department of Economic Development

DECISION ITEM SUMMARY

Budget Unit								
Decision Item	FY 2022	FY 2022	FY 2023	FY 2023	FY 2024	FY 2024	FY 2024	FY 2024
Budget Object Summary	ACTUAL	ACTUAL	BUDGET	BUDGET	DEPT REQ	DEPT REQ	GOV REC	GOV REC
Fund	DOLLAR	FTE	DOLLAR	FTE	DOLLAR	FTE	DOLLAR	FTE
ADMIN SERVICES-TRANSFER								
CORE								
FUND TRANSFERS								
DIVISION OF TOURISM SUPPL REV	162,974	0.00	162,974	0.00	162,974	0.00	162,974	0.00
MO ONE START JOB DEVELOPMENT	23,896	0.00	0	0.00	0	0.00	0	0.00
ECON DEVELOP ADVANCEMENT FUND	117,695	0.00	117,695	0.00	117,695	0.00	117,695	0.00
TOTAL - TRF	304,565	0.00	280,669	0.00	280,669	0.00	280,669	0.00
TOTAL	304,565	0.00	280,669	0.00	280,669	0.00	280,669	0.00
GRAND TOTAL	\$304,565	0.00	\$280,669	0.00	\$280,669	0.00	\$280,669	0.00

1/11/23 10:08

im_disummary

Department of Economic Development

DECISION ITEM DETAIL

Budget Unit	FY 2022	FY 2022	FY 2023	FY 2023	FY 2024	FY 2024	FY 2024	FY 2024
Decision Item	ACTUAL	ACTUAL	BUDGET	BUDGET	DEPT REQ	DEPT REQ	GOV REC	GOV REC
Budget Object Class	DOLLAR	FTE	DOLLAR	FTE	DOLLAR	FTE	DOLLAR	FTE
ADMIN SERVICES-TRANSFER								
CORE								
TRANSFERS OUT	304,565	0.00	280,669	0.00	280,669	0.00	280,669	0.00
TOTAL - TRF	304,565	0.00	280,669	0.00	280,669	0.00	280,669	0.00
GRAND TOTAL	\$304,565	0.00	\$280,669	0.00	\$280,669	0.00	\$280,669	0.00
GENERAL REVENUE	\$0	0.00	\$0	0.00	\$0	0.00	\$0	0.00
FEDERAL FUNDS	\$0	0.00	\$0	0.00	\$0	0.00	\$0	0.00
OTHER FUNDS	\$304,565	0.00	\$280,669	0.00	\$280,669	0.00	\$280,669	0.00

PROGRAM DESCRIPTION

Department: Economic Development

HB Section(s): 7.155

Program Name: Transfers to Administrative Services Revolving Fund

Program is found in the following core budget(s): Transfers to Administrative Services Revolving Fund

1a. What strategic priority does this program address?

Data Driven, Customer Centric, One Team

1b. What does this program do?

These transfers allow for reimbursement to the Administration Division for providing resources and support to the divisions as part of the cost allocation plan. Administration is comprised of numerous units and support sections including the director's office, general counsel, financial systems, budget, and human resources.

No performance measures are included for this program as it is Transfer Out and performance measures can be found in the DED Administration Core.

2a. Provide an activity measure(s) for the program.

N/A

2b. Provide a measure(s) of the program's quality.

N/A

2c. Provide a measure(s) of the program's impact.

N/A

2d. Provide a measure(s) of the program's efficiency.

N/A

PROGRAM DESCRIPTION

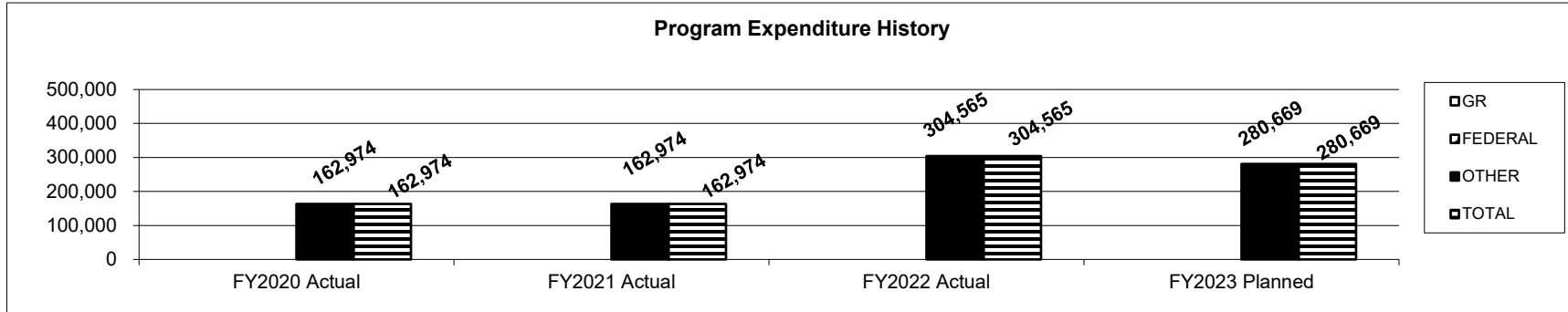
Department: Economic Development

HB Section(s): 7.155

Program Name: Transfers to Administrative Services Revolving Fund

Program is found in the following core budget(s): Transfers to Administrative Services Revolving Fund

3. Provide actual expenditures for the prior three fiscal years and planned expenditures for the current fiscal year. (Note: Amounts do not include fringe benefit costs.)



4. What are the sources of the "Other " funds?

FY2020-FY2021: Tourism Supplemental Revenue (0274)

FY2022: Tourism Supplemental Revenue (0274), Missouri One Start Job Development Fund (0600), and Economic Development Advancement Fund (0783)

FY2023: Tourism Supplemental Revenue (0274) and Economic Development Advancement Fund (0783)

5. What is the authorization for this program, i.e., federal or state statute, etc.? (Include the federal program number, if applicable.)

620.015, RSMo for DED Administrative Revolving Fund.

6. Are there federal matching requirements? If yes, please explain.

No.

7. Is this a federally mandated program? If yes, please explain.

No.

CORE DECISION ITEM

Department	Economic Development	Budget Unit	42636C
Division:			
Core:	Legal Expense Fund Transfer	HB Section	7.160

1. CORE FINANCIAL SUMMARY

FY 2024 Budget Request					FY 2024 Governor's Recommendation				
	GR	Federal	Other	Total		GR	Federal	Other	Total
PS	0	0	0	0	PS	0	0	0	0
EE	0	0	0	0	EE	0	0	0	0
PSD	0	0	0	0	PSD	0	0	0	0
TRF	1	0	0	1	TRF	1	0	0	1
Total	1	0	0	1	Total	1	0	0	1
FTE	0.00	0.00	0.00	0.00	FTE	0.00	0.00	0.00	0.00
Est. Fringe	0	0	0	0	Est. Fringe	0	0	0	0
Note: Fringes budgeted in House Bill 5 except for certain fringes budgeted directly to MoDOT, Highway Patrol, and Conservation.					Note: Fringes budgeted in House Bill 5 except for certain fringes budgeted directly to MoDOT, Highway Patrol, and Conservation.				

Other Funds:

Other Funds:

2. CORE DESCRIPTION

In FY2022, the General Assembly appropriated \$1 for transfer from the department's core budget to the State Legal Expense Fund for the payment of claims, premiums, and expenses provided by Section 105.711 through Section 105.726, RSMo. In order to fund such expenses, the General Assembly also authorized three percent flexibility from the department's operating budget into the \$1 transfer appropriation.

3. PROGRAM LISTING (list programs included in this core funding)

N/A

CORE DECISION ITEM

Department Economic Development	Budget Unit 42636C
Division:	
Core: Legal Expense Fund Transfer	HB Section 7.160

4. FINANCIAL HISTORY

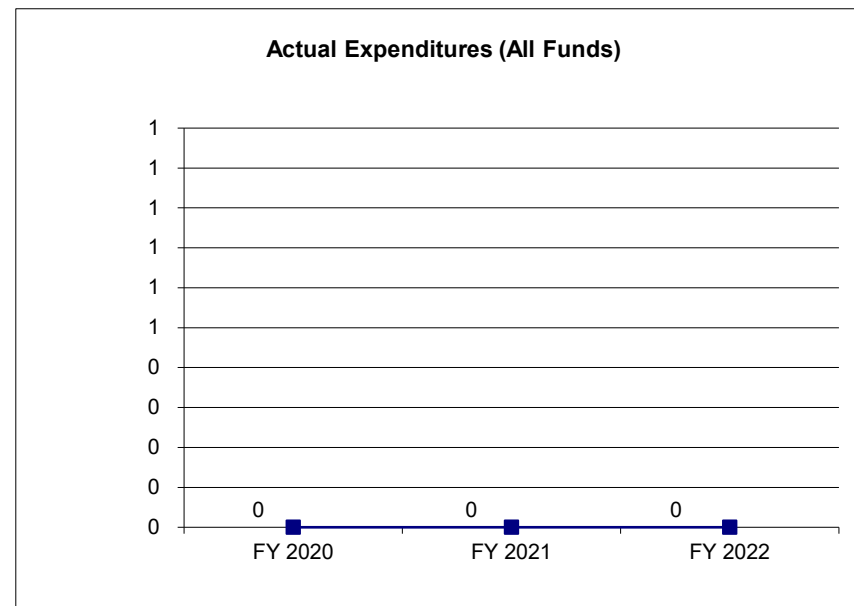
	FY 2020 Actual	FY 2021 Actual	FY 2022 Actual	FY 2023 Current Yr.
Appropriation (All Funds)	1	1	1	1
Less Reverted (All Funds)	0	0	0	0
Less Restricted (All Funds)*	0	0	0	0
Budget Authority (All Funds)	1	1	1	1
Actual Expenditures (All Funds)	0	0	0	N/A
Unexpended (All Funds)	1	1	1	N/A
Unexpended, by Fund:				
General Revenue	1	1	1	N/A
Federal	0	0	0	N/A
Other	0	0	0	N/A

*Current Year restricted amount is as of _____.

Reverted includes the statutory three percent reserve amount (when applicable).

Restricted includes any Governor's expenditure restrictions which remained at the end of the fiscal year (when applicable).

NOTES:



CORE RECONCILIATION DETAIL

**DEPARTMENT OF ECONOMIC DEVELOPMENT
DED LEGAL EXPENSE FUND TRF**

5. CORE RECONCILIATION DETAIL

	Budget Class	FTE	GR	Federal	Other	Total	Explanation
TAFP AFTER VETOES							
	TRF	0.00	1	0	0	1	
	Total	0.00	1	0	0	1	
DEPARTMENT CORE REQUEST							
	TRF	0.00	1	0	0	1	
	Total	0.00	1	0	0	1	
GOVERNOR'S RECOMMENDED CORE							
	TRF	0.00	1	0	0	1	
	Total	0.00	1	0	0	1	

Department of Economic Development

DECISION ITEM SUMMARY

Budget Unit								
Decision Item	FY 2022	FY 2022	FY 2023	FY 2023	FY 2024	FY 2024	FY 2024	FY 2024
Budget Object Summary	ACTUAL	ACTUAL	BUDGET	BUDGET	DEPT REQ	DEPT REQ	GOV REC	GOV REC
Fund	DOLLAR	FTE	DOLLAR	FTE	DOLLAR	FTE	DOLLAR	FTE
DED LEGAL EXPENSE FUND TRF								
CORE								
FUND TRANSFERS								
GENERAL REVENUE	0	0.00	1	0.00	1	0.00	1	0.00
TOTAL - TRF	0	0.00	1	0.00	1	0.00	1	0.00
TOTAL	0	0.00	1	0.00	1	0.00	1	0.00
GRAND TOTAL	\$0	0.00	\$1	0.00	\$1	0.00	\$1	0.00

1/11/23 10:08

im_disummary

Department of Economic Development

DECISION ITEM DETAIL

Budget Unit	FY 2022	FY 2022	FY 2023	FY 2023	FY 2024	FY 2024	FY 2024	FY 2024
Decision Item	ACTUAL	ACTUAL	BUDGET	BUDGET	DEPT REQ	DEPT REQ	GOV REC	GOV REC
Budget Object Class	DOLLAR	FTE	DOLLAR	FTE	DOLLAR	FTE	DOLLAR	FTE
DED LEGAL EXPENSE FUND TRF								
CORE								
TRANSFERS OUT	0	0.00	1	0.00	1	0.00	1	0.00
TOTAL - TRF	0	0.00	1	0.00	1	0.00	1	0.00
GRAND TOTAL	\$0	0.00	\$1	0.00	\$1	0.00	\$1	0.00
GENERAL REVENUE	\$0	0.00	\$1	0.00	\$1	0.00	\$1	0.00
FEDERAL FUNDS	\$0	0.00	\$0	0.00	\$0	0.00	\$0	0.00
OTHER FUNDS	\$0	0.00	\$0	0.00	\$0	0.00	\$0	0.00