


THE MISSOURI BUDGET FISCAL YEAR 2021



Michael L. Parson
Governor

STATE CAPITOL
201 W. CAPITOL AVENUE, ROOM 216
JEFFERSON CITY, MISSOURI 65101



(573) 751-3222
WWW.GOVERNOR.MO.GOV

Michael L. Parson

GOVERNOR
STATE OF MISSOURI

January 15, 2020

TO THE GENERAL ASSEMBLY AND THE PEOPLE OF MISSOURI:

Over the past year, our administration has worked hard to make a positive difference for the people of Missouri. From workforce development and infrastructure to better government, we've had several wins worth celebrating and have shown what major progress we can make by working together. Our investments are paying off, and we will continue to build on that momentum this year.

This year's budget makes key investments aimed at building stronger communities, improving education and workforce development, revitalizing our infrastructure, and making government more accountable. These investments will provide individuals with more opportunities, strengthen public safety, and improve the health and well-being of Missourians.

Ranging from early education to post-secondary opportunities, our investments in education and workforce development will help provide more Missourians with the knowledge and skills to succeed, and our infrastructure investments will continue to revitalize Missouri's vast transportation system. The budget also reflects our continued commitment to making state government more efficient and accountable by investing in our workforce, incentivizing better performance, and changing how we work to better serve Missourians.

As Missouri's financial health has always been of utmost importance to our administration, we have budgeted for all of these investments while once again leaving over \$100 million on the bottom line.

A budget is about priorities, and our administration is confident these are the right priorities to continue moving Missouri forward. We look forward to working together again in 2020.

Sincerely,

A handwritten signature in blue ink, reading "Michael L. Parson".

Michael L. Parson
Governor

**THE MISSOURI BUDGET
FISCAL YEAR 2021**

TABLE OF CONTENTS

GOVERNOR'S LETTER OF BUDGET TRANSMITTAL

PAGE

BUDGET & LEGISLATIVE PRIORITIES

MISSOURI FORWARD

BUDGET SUMMARY

Economic Outlook.....	1
Financial Summaries and Tables:	
Total State Budget Pie Charts	4
General Revenue Collections and Estimates	7
General Revenue Summary	8
Net Revenue Collections – Fiscal Years 2008-2019	9
Budget Summary.....	10
FTE Summary	13
Supplemental Recommendations - Fiscal Year 2020	16

OPERATING BUDGETS

HOUSE BILL 1

PUBLIC DEBT

Administration of Public Debt	1-3
Fourth State Building Bonds Debt Service	1-3
Summary of Fourth State Building Bonds Issuances	1-4
Fourth State Building Bonds Composite Schedule	1-4
Water Pollution Control Bonds Debt Service	1-5
Summary of Water Pollution Control Bonds Issuances.....	1-5
Water Pollution Control Bonds Composite Schedule.....	1-6
Stormwater Control Bonds Debt Service.....	1-7
Summary of Stormwater Control Bonds Issuances	1-7
Stormwater Control Bonds Composite Schedule	1-8

HOUSE BILL 2

DEPARTMENT OF ELEMENTARY AND SECONDARY EDUCATION

Division of Financial and Administrative Services	2-3
Public School Aid.....	2-4
Division of Learning Services	2-6
Board Operated Schools	2-9
Missouri Charter Public School Commission	2-10
Missouri Commission for the Deaf and Hard of Hearing.....	2-11
Missouri Assistive Technology Council	2-12

HOUSE BILL 3**PAGE****DEPARTMENT OF HIGHER EDUCATION**

Higher Education Coordination	3-3
Proprietary School Regulation	3-4
Midwestern Higher Education Compact.....	3-5
Federal Education Programs.....	3-6
Financial Aid	3-7
Administration of State Grant and Scholarship Programs.....	3-7
Academic Scholarship Program	3-8
Access Missouri Financial Assistance Program	3-8
A+ Schools Scholarship Program.....	3-8
Fast-Track Workforce Incentive Grant Program.....	3-8
Advanced Placement Grants.....	3-9
Public Service Survivor Grant Program	3-9
Marguerite Ross Barnett Scholarship Program	3-9
Veteran’s Survivors Grant Program	3-9
Minority and Underrepresented Environmental Literacy Program	3-10
Missouri Student Loan Program and Administration	3-10
Workforce Development	3-11
Higher Education Initiatives.....	3-12
Public Community Colleges	3-13
State Technical College of Missouri.....	3-14
Public Four-Year Institutions of Higher Education.....	3-15
University of Missouri-Related Programs.....	3-16
University of Missouri Nextgen Precision Health Institute.....	3-16
University of Missouri-St. Louis International Collaboration	3-16
Missouri Telehealth Network.....	3-17
Missouri Kidney Program	3-17
State Historical Society	3-17
Spinal Cord Injury Research	3-17
Seminary Fund Investments and Income on Investments	3-18

HOUSE BILL 4**DEPARTMENT OF REVENUE**

Administration Division.....	4-3
Taxation Division.....	4-4
Motor Vehicle and Driver Licensing Division	4-5
Legal Services Division	4-6
Highway Collections.....	4-7
State Tax Commission.....	4-8
Distributions.....	4-9
Prosecuting Attorneys and Collection Agencies Fees.....	4-9
County Filing Fees	4-9
State Share of Assessment Maintenance Costs.....	4-10
Appropriated Tax Credits	4-10
Motor Fuel Tax Distribution to Cities and Counties.....	4-10
Emblem Use Fee Distribution	4-10
County Stock Insurance Tax	4-11
Debt Offset for Tax Credits Transfer	4-11
Income Tax Check-Off Refund Designations.....	4-11

<u>HOUSE BILL 4</u>	<u>PAGE</u>
DEPARTMENT OF REVENUE (continued)	
State Lottery Commission.....	4-12
Lottery Transfer to Education	4-12
 <u>HOUSE BILL 4</u>	
DEPARTMENT OF TRANSPORTATION	
Highway Administration	4-15
Fringe Benefits	4-16
Fleet, Facilities, and Information Systems	4-17
System Management	4-18
Highway Construction.....	4-19
Multimodal Operations and Programs	4-20
Multimodal Operations	4-20
Federal Transit Programs	4-21
State Aid for Transportation of Elderly, Disabled, and Low-Income Citizens.....	4-21
State Safety Oversight.....	4-21
State Passenger Rail Assistance and Station Improvements	4-21
Railroad Grade Crossing Safety.....	4-21
State Aid for Airports/Federal Aviation Assistance/Airport Capital Improvements	4-22
State Aid to Port Authorities.....	4-22
Federal Rail, Port, and Freight Assistance Program.....	4-22
Freight Enhancement.....	4-22
 <u>HOUSE BILL 5</u>	
OFFICE OF ADMINISTRATION	
Commissioner's Office	5-3
Division of Accounting	5-4
Division of Budget and Planning	5-5
Information Technology Services Division.....	5-6
Division of Personnel	5-7
Division of Purchasing.....	5-8
Division of Facilities Management, Design and Construction	5-9
Division of General Services.....	5-10
Assigned Programs.....	5-11
Administrative Hearing Commission.....	5-11
Office of Child Advocate.....	5-12
Children's Trust Fund	5-12
Governor's Council on Disability	5-13
Missouri Public Entity Risk Management Program.....	5-13
Missouri Ethics Commission	5-13

HOUSE BILL 5**PAGE****OFFICE OF ADMINISTRATION (continued)**

Debt and Related Obligations	5-14
Board of Public Buildings Debt Service	5-14
Lease/Purchase Debt Service	5-14
Missouri Health and Educational Facilities Authority Debt Service	5-14
Missouri Historical Society Building Debt Service.....	5-15
Debt Management	5-15
Convention and Sports Complex Projects.....	5-15
Fulton State Hospital Bonding	5-15
Administrative Disbursements	5-16
Cash Management Improvement Act.....	5-16
Budget Reserve Interest.....	5-16
Budget Reserve Required Transfer	5-16
Cash Operating Expense Fund.....	5-17
Other Fund Corrections.....	5-17
Statewide Dues	5-17
Flood Control Lands Grant	5-17
National Forest Reserve Grant.....	5-17
County Prosecution Reimbursements	5-18
Regional Planning Commissions.....	5-18
Elected Officials Transition.....	5-18

HOUSE BILL 5**FRINGE BENEFITS**

OASDHI Contributions.....	5-20
Missouri State Employees' Retirement System Contributions	5-21
Teacher Retirement Contributions	5-22
Disbursement for Unemployment Benefits	5-23
Missouri Consolidated Health Care Plan	5-24
Workers' Compensation	5-25
Other Employer Disbursements	5-26
Voluntary Life Insurance	5-26
Cafeteria Plan Transfer.....	5-26
Human Resources Contingency Fund Transfer	5-26

<u>HOUSE BILL 6</u>	<u>PAGE</u>
DEPARTMENT OF AGRICULTURE	
Office of the Director	6-3
Agriculture Business Development Division	6-4
Division of Animal Health	6-5
Division of Grain Inspection and Warehousing	6-6
Division of Plant Industries	6-7
Division of Weights, Measures and Consumer Protection.....	6-8
Missouri State Fair	6-9
State Milk Board	6-10
 <u>HOUSE BILL 6</u>	
DEPARTMENT OF NATURAL RESOURCES	
Department Operations.....	6-13
Environmental Programs	6-14
Environmental Quality	6-14
Environmental Financial Support.....	6-15
Environmental Restoration	6-15
Missouri Geological Survey.....	6-16
Missouri State Parks	6-17
Historic Preservation	6-18
Energy	6-19
Agency-Wide Implementation.....	6-20
Environmental Improvement and Energy Resources Authority	6-21
 <u>HOUSE BILL 6</u>	
DEPARTMENT OF CONSERVATION	6-23

DEPARTMENT OF ECONOMIC DEVELOPMENT

Regional Engagement Division	7-3
Regional Engagement	7-3
Business Recruitment and Marketing	7-3
Business and Community Solutions Division	7-4
International Trade and Investment Offices	7-4
Missouri Technology Investment	7-5
Community Development Block Grant Program	7-5
State Small Business Credit Initiative	7-5
Community Redevelopment and Assistance	7-6
Missouri One Start Division	7-7
Missouri One Start Job Development Fund	7-7
Missouri One Start Community College New Jobs Training Program	7-7
Missouri One Start Community College Job Retention Training Program	7-8
Tourism	7-9
Strategy and Performance Division	7-10
Affordable Housing	7-11
Missouri Housing Trust	7-11
Manufactured Housing Program	7-11
Administrative Services	7-12
Business and Community Services	7-13
Missouri Economic Research and Information Center (MERIC)	7-13
Marketing	7-13
Sales	7-14
Finance	7-14
International Trade and Investment Offices	7-14
Missouri Technology Investment	7-15
Community Development Block Grant Program	7-15
State Small Business Credit Initiative	7-15
Community Redevelopment and Assistance	7-16
Arts and Cultural Development	7-16
Workforce Development	7-17
Workforce Development Administration	7-17
Workforce Programs	7-17
Missouri One Start Job Development Fund	7-18
Missouri Women’s Council	7-18
Missouri One Start Community College Job Retention Training Program	7-18
Missouri One Start Community College New Jobs Training Program	7-18
Energy	7-19
Utility Regulation	7-20
Office of Public Counsel	7-20
Public Service Commission	7-20

HOUSE BILL 7**PAGE****DEPARTMENT OF COMMERCE & INSURANCE**

Administration and Insurance Operations.....	7-23
Market Conduct and Financial Examinations	7-24
Health Insurance Counseling	7-25
Division of Credit Unions	7-26
Division of Finance	7-27
Division of Professional Registration	7-28
Administration.....	7-28
State Board of Accountancy.....	7-28
State Board for Architects, Professional Engineers, Land Surveyors and Landscape Architects	7-29
State Board of Chiropractic Examiners	7-29
Missouri Dental Board	7-29
State Board of Embalmers and Funeral Directors	7-29
State Board of Registration for the Healing Arts	7-29
State Board of Nursing.....	7-29
State Board of Optometry.....	7-29
State Board of Pharmacy	7-30
State Board of Podiatric Medicine	7-30
Missouri Real Estate Commission	7-30
Missouri Veterinary Medical Board	7-30
State Board of Cosmetology and Barber Examiners.....	7-30
Affordable Housing	7-31
Manufactured Housing Program.....	7-31
Utility Regulation	7-32
Office of Public Counsel	7-32
Public Service Commission.....	7-32

HOUSE BILL 7**DEPARTMENT OF LABOR AND INDUSTRIAL RELATIONS**

Department Administration	7-35
Labor and Industrial Relations Commission	7-36
Division of Labor Standards	7-37
Division of Workers' Compensation	7-38
Administration.....	7-38
Second Injury Fund Benefits	7-38
Tort Victims' Compensation Payments.....	7-39
Division of Employment Security.....	7-40
Administration.....	7-40
Special Employment Security Fund.....	7-40
War on Terror Unemployment Compensation Program.....	7-41
Employment and Training Payments.....	7-41
State Board of Mediation	7-42
Missouri Commission on Human Rights	7-43
Martin Luther King, Jr. State Celebration Commission.....	7-43

HOUSE BILL 8**PAGE****DEPARTMENT OF PUBLIC SAFETY**

Office of the Director and Criminal Justice Programs Unit	8-3
Capitol Police	8-4
State Highway Patrol	8-5
Administration.....	8-5
Fringe Benefits	8-5
Enforcement.....	8-6
Crime Laboratory	8-6
Law Enforcement Academy	8-6
Vehicle and Driver Safety	8-7
Technical Services	8-7
Division of Alcohol and Tobacco Control.....	8-8
Division of Fire Safety	8-9
Missouri Veterans' Commission	8-10
Missouri Gaming Commission	8-11
Adjutant General and State Emergency Management Agency.....	8-12
Administration.....	8-12
Missouri National Guard Trust Fund Program	8-13
Veterans' Recognition Program	8-13
Field Support	8-13
Missouri Military Family Relief Program.....	8-14
Contract Services.....	8-14
Office of Air Search and Rescue	8-14
State Emergency Management Agency.....	8-15

HOUSE BILL 9**DEPARTMENT OF CORRECTIONS**

Office of the Director	9-3
Division of Human Services.....	9-4
Division of Adult Institutions	9-5
Division of Offender Rehabilitative Services	9-7
Division of Probation and Parole	9-8

<u>HOUSE BILL 10</u>	<u>PAGE</u>
DEPARTMENT OF MENTAL HEALTH	
Office of the Director	10-3
Division of Behavioral Health - Alcohol and Drug Abuse.....	10-4
Division of Behavioral Health - Comprehensive Psychiatric Services.....	10-5
Division of Developmental Disabilities	10-6

HOUSE BILL 10
DEPARTMENT OF HEALTH AND SENIOR SERVICES

Health Administration.....	10-9
Division of Community and Public Health	10-10
State Public Health Laboratory	10-11
Division of Senior and Disability Services	10-12
Division of Regulation and Licensure.....	10-13

HOUSE BILL 11
DEPARTMENT OF SOCIAL SERVICES

Office of the Director	11-3
Family Support Division	11-5
Children’s Division.....	11-9
Division of Youth Services.....	11-12
MO HealthNet Division	11-13
Administrative Services.....	11-13
Vendor Payments.....	11-14
Total State Medicaid	11-16

HOUSE BILL 12
OFFICE OF THE CHIEF EXECUTIVE

Governor's Office and Mansion.....	12-3
National Guard Emergency/Homeland Security	12-3
Special Audits.....	12-3

OTHER ELECTED OFFICIALS

Lieutenant Governor.....	12-4
Arts and Cultural Development	12-4
Secretary of State	12-5
Administration.....	12-5
Elections	12-6
Record Preservation Programs	12-6
Missouri Library Programs	12-7
State Auditor	12-8
State Treasurer	12-9
Administration.....	12-9
Issuing Duplicate and Outlawed Checks	12-9
Abandoned Fund Account.....	12-9
Attorney General	12-10

HOUSE BILL 12 (continued)**PAGE****JUDICIARY**

Supreme Court.....	12-13
Office of State Courts Administrator	12-14
Court of Appeals	12-15
Circuit Courts	12-16
Treatment Courts.....	12-17
Commission on Retirement, Removal, and Discipline of Judges	12-18
Appellate Judicial Commission	12-19

OFFICE OF THE STATE PUBLIC DEFENDER.....	12-21
---	--------------

GENERAL ASSEMBLY

Senate	12-25
House of Representatives.....	12-26
Interstate Organizations	12-27
Committee on Legislative Research	12-28
Joint Committees	12-29

HOUSE BILL 13**STATEWIDE REAL ESTATE**

Department of Elementary and Secondary Education.....	13-3
Department of Higher Education & Workforce Development.....	13-3
Department of Revenue	13-3
Office of Administration	13-4
Department of Agriculture	13-4
Department of Natural Resources.....	13-4
Department of Economic Development.....	13-5
Department of Commerce & Insurance	13-5
Department of Labor and Industrial Relations	13-5
Department of Public Safety.....	13-6
Department of Corrections.....	13-6
Department of Mental Health	13-7
Department of Health and Senior Services	13-7
Department of Social Services.....	13-7
Elected Officials.....	13-8
Judiciary	13-8

SUPPLEMENTAL - OPERATING

Department of Elementary and Secondary Education	
Foundation Programs.....	14-1
Office of Quality Schools	
Early Childhood Program.....	14-1
Charter School Closure Refund	14-2
Title IV, Part A (Student Support and Academic Enrichment)	14-2
Department of Higher Education & Workforce Development	
Southeast Missouri State University	
Tax Refund Offset	14-2
Department of Revenue	
Amendment 3 Transfer	14-2
Motor Vehicle and Driver Licensing Division	
Emblem Use Fee Distribution.....	14-3
Taxation Division	
General Revenue Refunds	14-3
Missouri State Lottery Commission	14-3 & 14-4
Department of Transportation	
Highway Construction	14-4
Multimodal Operations	
Bus and Bus Facility Transit Grants	14-4
Office of Administration	
Division of Accounting	
Cash Management Improvement Act and Other Federal Payments.....	14-5
OASDHI Transfer.....	14-5
MOSERS Transfer	14-5
MCHCP Transfer	14-6
Employee Benefits	
MCHCP Contribution	14-6
Department of Economic Development	
Business and Community Services Division	
Missouri Community Service Commission.....	14-6
Department of Mental Health	
Department-Wide	
Overtime.....	14-7
Director's Office	
Federal Grants	14-7
Division of Behavioral Health	
Youth Community Programs	14-7
Division of Developmental Disabilities	
Developmental Disabilities Provider Assessment.....	14-8
Missouri Developmental Disabilities Council.....	14-8
Developmental Disabilities Provider Assessment.....	14-8
Department of Health and Senior Services	
Division of Senior and Disability Services	
Non-Medicaid Eligible Consumer Directed Services Program	14-9
Senior Services Growth and Development Program Transfer.....	14-9
Division of Senior and Disability Services	
Senior Services Growth and Development Program	14-9

HOUSE BILL 14**PAGE****SUPPLEMENTAL - OPERATING (Continued)**

Department of Social Services

Division of Finance and Administrative Services

Receipts and Disbursements 14-10

Family Support Division

Supplemental Nursing Care 14-10

Food Distribution Program 14-10

Business Enterprise 14-11

Children's Division

Foster Care Children's Account 14-11

MO HealthNet Division

Pharmacy 14-11

Missouri Rx Plan 14-12

Physician Services 14-12

Nursing Facilities 14-12

Nursing Facility Reimbursement Allowance 14-13

Rehabilitation and Specialty Services 14-13

Hospital Care 14-13

Physician Payments for Safety Net Hospitals 14-14

Health Homes 14-14

Federal Reimbursement Allowance 14-14

Children's Health Insurance Program 14-15

Show-Me Healthy Babies 14-15

Office of Administration

Facilities Management, Design and Construction

Insurance or other Reimbursements 14-15

HOUSE BILL 18**CAPITAL IMPROVEMENTS**

Capital Improvements Summary 18-1

Capital Improvements Projects 18-1

MISSOURI FORWARD

Budget & Legislative Priorities
Fiscal Year 2021



STATE CAPITOL
201 W. CAPITOL AVENUE, ROOM 216
JEFFERSON CITY, MISSOURI 65101



(573) 751-3222
WWW.GOVERNOR.MO.GOV

Michael L. Parson

GOVERNOR
STATE OF MISSOURI

January 15, 2020

TO THE GENERAL ASSEMBLY AND THE PEOPLE OF MISSOURI:

Over the past year, our administration has worked hard to make a positive difference for the people of Missouri. From workforce development and infrastructure to better government, we've had several wins worth celebrating and have shown what major progress we can make by working together. Our investments are paying off, and we will continue to build on that momentum this year.

This year's budget makes key investments aimed at building stronger communities, improving education and workforce development, revitalizing our infrastructure, and making government more accountable. These investments will provide individuals with more opportunities, strengthen public safety, and improve the health and well-being of Missourians.

Ranging from early education to post-secondary opportunities, our investments in education and workforce development will help provide more Missourians with the knowledge and skills to succeed, and our infrastructure investments will continue to revitalize Missouri's vast transportation system. The budget also reflects our continued commitment to making state government more efficient and accountable by investing in our workforce, incentivizing better performance, and changing how we work to better serve Missourians.

As Missouri's financial health has always been of utmost importance to our administration, we have budgeted for all of these investments while once again leaving over \$100 million on the bottom line.

A budget is about priorities, and our administration is confident these are the right priorities to continue moving Missouri forward. We look forward to working together again in 2020.

Sincerely,

A handwritten signature in black ink, appearing to read "Michael L. Parson", written over a horizontal line.

Michael L. Parson
Governor

Table of Contents



04

Celebrate
the Wins



05

Stronger
Communities



11

Workforce
& Education



16

Infrastructure



19

Government
Reform

MISSOURI FORWARD

Budget & Legislative Priorities
Fiscal Year 2021



On the Cover

"She's Old But She Still Works,"
by Pamela Thompson

Connect With Us



governor.mo.gov



[@GovParsonMO](https://twitter.com/GovParsonMO)



[@GovMikeParson](https://www.facebook.com/GovMikeParson)



[@govparsonmo](https://www.instagram.com/govparsonmo)

Celebrate THE WINS

Parson Administration Highlights



*Governor Mike Parson
and First Lady Teresa Parson*

- Developed and Signed a Balanced State Budget Leaving \$100M on the Bottom Line
- Reorganized One-Quarter of State Agencies
- Attracted Nearly \$5B in Committed Private Sector Investments, Including a \$1.5B General Motors Single Project Investment
- Gained 40,000 New Jobs
- Ranked in the Top 15 by Site Selectors, a 10 Spot Jump in One Year
- Ended the Economic Border War with Kansas
- Created the \$50M Cost-Share Program, Resulting in \$150M in New Infrastructure and an Economic Impact of Approximately \$350M
- Developed \$301M State Bonding Plan, Repairing & Replacing over 250 Bridges
- Ranked 2nd in the Nation for International Investments
- Welcomed the Relocation of Two USDA Agencies to Kansas City
- Ranked 2nd in the Nation for Apprenticeships
- Registered 42,000 Missouri Workers in the One Start Program
- Historically Low Unemployment Rate of 3.1 Percent and a Drop of Nearly Half in the African American Unemployment Rate Since 2014
- Ranked 7th in the Nation for Small Business Wage Growth
- Eliminated Nearly One in Every Five Regulations
- Overhauled Missouri's Workforce Development Incentives
- Funded Pay Plan Increase for State Workforce
- Led Extreme Weather Response During 2019 Floods and Tornadoes
- Reduced the Backlog and Made Nearly 400 Appointments to Professional Boards and Commissions
- Signed 30 Executive Orders
- Made 29 Judicial Appointments



Stronger Communities

Missouri's success starts and ends with the people and communities we serve. To make real change, we must continue to invest in issues that provide individuals with more opportunities, strengthen public safety, and improve the health and well-being of Missourians. Governor Parson's budget calls for numerous investments in safety and health – both issues that will build stronger communities and broaden the path to success that we can achieve.



Public Safety

In 2019, Governor Parson committed Highway Patrol Troopers and Department of Public Safety personnel and resources to numerous federal task forces focused on apprehending dangerous fugitives, stopping gang activity, seizing illegal guns and drugs, and preventing human trafficking. These task forces are a collaboration of local, state, and federal law enforcement agencies that work in the most dangerous areas of the state.

Governor Parson also deployed Highway Patrol Troopers to designated areas of highway in the St. Louis area. These troopers are working to improve the public safety of Missouri citizens.

In addition, in March, Governor Parson signed Executive Order 19-04 creating the School Safety Task Force, and in October, signed Executive Order 19-18 to address the youth vaping epidemic in Missouri.



Safety

School Safety Grant

\$1M

Awarding the U.S. Department of Justice STOP School Violence Program grant for the prevention and reduction of school violence by creating a school safety academy to train school safety coordinators and develop a school safety coordinator certification program.

Witness Protection Fund

\$1M

Allowing local police chiefs, county sheriffs, other law enforcement agencies, and prosecutors access to funds that will help protect crime victims and witnesses during the investigatory stages of a case.

Sexual Assault Kit Backlog Reduction

\$1M

Streamlining funds to eliminate the Highway Patrol's backlog of 601 sexual assault kits and expected FY 2020 backlog growth. A recent Attorney General's Office survey revealed over 5,000 untested kits across Missouri law enforcement agencies.

County Reimbursements

\$22M

Reimbursing certain costs which counties and St. Louis City incur during the prosecution and incarceration of defendants sentenced to imprisonment in the Department of Corrections, transporting prisoners from county jails to the reception and diagnostic centers, and transporting extradited offenders back to Missouri.

A STORY OF Success

Flood Recovery

Missouri was inundated by record-level flooding this year, devastating businesses, farms, homes, and communities across the state.

To help establish a path forward and refocus the state's flood control priorities, Governor Parson signed Executive Order 19-14 in July creating the Flood Recovery Advisory Working Group.

Governor Parson also came together with the Governors of Kansas, Nebraska, and Iowa to discuss flood control and identify regional solutions. As a group, they met with the U.S. Army Corps of Engineers three times to discuss what needs to be done differently to be better prepared for the future.

The Governors also recently signed a four-state agreement to cooperate on issues relating to flood control and the U.S. Army Corps of Engineers.

Additional Troopers for St. Louis Special Operational Periods

\$626,732 and 4 FTE

Committing four additional Highway Patrol Troopers to support the St. Louis Special Operational Periods.

Missouri Law Enforcement Assistance Program (MOLEAP)

\$279,899 and 4 FTE

Providing staff support for the MOLEAP program. The program will offer grant assistance to help local law enforcement agencies engage in violent crime reduction strategies, including specialized training, data analysis to determine what factors are driving violent crime, and community policing efforts.

Flood Recovery Emergency Assistance

Public Health Emergency Grant

\$400,000

Adding \$400,000 in funds to acquire and maintain assets for the State Emergency Management Agency's (SEMA) Missouri Disaster Medical Assistance Team and Missouri Mortuary Operations Response Team. The teams are capable of setting up a state-of-the-art emergency room setting in a disaster location, including medical personnel.

Hazard Mitigation Assistance

\$800,000

Working through SEMA's Hazard Mitigation program with two competitive FEMA Hazard Mitigation Grants: Pre-Disaster Mitigation and Flood Mitigation Assistance. Projects include community safe rooms, storm sirens, and low water crossings, among others.

Repairing State Levees

\$4M

Continuing the rehabilitation of approximately 60 non-federal levees across the state to address flooding.



Health

Eliminate FY 2020 Developmental Disabilities Waitlist

\$22.2M

Providing case management and waiver services for individuals added to the waitlist in FY 2020 who have significant developmental disabilities and are in need of residential services and in-home supports.

Serve Additional Missourians with Behavioral Health & Developmental Disabilities

\$49.1M

Providing funds for MO HealthNet behavioral health services for an additional 2,467 youth and adults and case management and waiver services for 1,972 new individuals with developmental disabilities.

Strengthen Home & Community Based Health Services

Developmental Disabilities Provider Rate Standardization

\$58.1M

Moving developmental disability provider rates closer to market-based costs and toward rate consistency among acuity levels to ensure quality care.

In-Home Services Market Based Rate Adjustment

\$34.9M

Adjusting MO HealthNet in-home provider rates closer to market-based costs and toward rate consistency among populations served. This will allow children, adults with disabilities, and seniors to remain safe and more independent in the least restrictive environment as an alternative to institutional care.

Crisis Counseling Grant

\$777,500

Extending behavioral health services for emergency responders, rural families, and farmers in the 26 counties that were affected by the recent severe weather and flooding.

Certified Community Behavioral Health Increase

\$1.4M

Expanding the Certified Community Behavioral Health Organization initiative into two more regions of the state to increase access to quality and evidence-based behavioral healthcare. This initiative will help prevent inappropriate and unnecessary use of jails, prisons, and emergency departments for individuals with behavioral health needs.

Medication Assisted Treatment

\$5M

Maintaining funds for 3,600 individuals to receive medications to treat substance use disorders and assist in their recovery.

Maternal Opioid Misuse – MOM Grant

\$750,000

Helping provide expectant and new mothers with the resources needed to overcome Opioid Use Disorder as a critical step to reducing healthcare and societal costs associated with Neonatal Abstinence Syndrome.

Veterans Community Project

\$1M

Administering a one-time program for a community project working to address veteran homelessness and housing needs.





Workforce & Education

A workforce with the knowledge and skills to fill the jobs of tomorrow is critical to Missouri's path forward. We have made major progress on this issue over the past year, and we must continue to take action, improve education, and provide more options for high-demand job training. From early childhood education to post-secondary opportunities, Governor Parson's budget makes substantial investments aimed at giving more Missourians the education and training necessary to meet the demands of the future.

Fully Fund the Education Formula

\$10M

Funding the state's elementary and secondary education formula, bringing the base foundation funding for education to more than \$3.56B.

School Transportation Funding

\$10M

Providing additional resources for school districts to transport students to school, bringing state support for school transportation to more than \$117.5M.

MO Excels

\$19.6M

Funding the second year of MO Excels projects to facilitate the development of employer-driven workforce education and training programs at Missouri's higher education institutions.

Missouri One Start

\$14.9M

Continuing regional economic growth and providing workforce solutions to allow business to create and retain jobs in Missouri, making Missouri businesses more competitive.

Jobs for America's Graduates (JAG)

\$750,000

Providing school services to help at-risk youth graduate high school and successfully transition to postsecondary education and meaningful employment. JAG, a voluntary in-school program that counts as a high school elective, focuses on core competencies that prepare students for workforce success. This funding will allow JAG to expand to more schools.





A STORY OF *Success*

Fast Track

Mallory Fox is a nursing assistant, a wife, and a mother. Mallory has worked in the healthcare industry for 17 years and finds purpose in caring for others, but she wants more out of her career. She wants to be a registered nurse and work in an intensive care unit.

Three semesters away from earning a degree from East Central College, she is on the path toward achieving her dreams. But balancing school with work and a family is never easy. It requires some assistance. A Fast Track grant would cover the remaining cost of Mallory's schooling and give her the help she needs to make her dreams a reality.

Fast Track Workforce Incentive Grant

\$4.4M

Funding the projected amount necessary to continue the Fast Track program. Fast Track addresses workforce needs by encouraging adults to pursue a certificate, degree, or industry-recognized credential in an area designated as high-demand. High-demand occupations, identified by the Department of Economic Development, have been linked to specific academic programs.

Workforce Development

Career Ready 101

\$85,500

Covering the ongoing licensing costs to expand this program to all 57 high school career and technical centers. The program helps individuals explore careers, master work readiness skills, and prepare for a successful job search.

WorkKeys Assessment and Career Readiness

\$750,000

Allowing approximately 12,000 additional students to take the ACT WorkKeys and Career Readiness Assessment, which provides a credential indicating an individual's mastery of skills critical to success across industries and occupations. The WorkKeys Assessment is accepted by more than 5,000 Missouri employers.

High School Equivalency Exam

\$295,804

Covering costs for all first-time High School Equivalency Exam test takers, including those in the Department of Social Services' Division of Youth Services, Job Corps, High School Option students, and test takers at the Department of Corrections.

Virtual Education

Virtual Education Workforce Initiative

\$500,000

Providing the funds to expand Springfield School District's "Launch" program statewide, specifically for critical course curriculum development for workforce training. "Launch" is an online learning platform that began in the fall of 2017 with 19 partner school districts. The program has expanded and now includes nearly 240 partner school districts.

JAG Curriculum Development

\$10,000

Funding the development of a virtual high school curriculum, delivered through the Springfield School District's "Launch" platform, for the JAG program. Virtual curriculum will allow students access to JAG even if their school district does not utilize a JAG program.

Scholarship Funds for Missouri Universities & Colleges

A+ Scholarship

\$4.8M

Providing scholarship funds to eligible graduates of A+ designated high schools who attend a participating public community college, public vocational/technical school, or certain private two-year vocational/technical schools. The scholarship will reimburse, within certain limits, the unpaid balance of tuition and general fees after all available, non-loan federal financial assistance has been applied. The A+ Scholarship is projected to support roughly 13,300 community college students in FY 2021, an increase of 118 students from FY 2020.

Bright Flight Academic Scholarship

\$500,000

Maintaining full funding for the Academic Scholarship program commonly known as "Bright Flight." This is a merit-based program that encourages top-ranked high school seniors (those scoring in the top 3 percent on the ACT or SAT) to attend approved Missouri postsecondary schools. Awards will be maintained at \$3,000 per student. Bright Flight will support an estimated 8,207 students in FY 2021, an increase of 316 over FY 2020.





Early Childhood Special Education Increase

\$12M

Covering cost increases for early childhood special education, including transportation and personnel costs.

Preschool Development Grant

\$11.2M

Coordinating a more effective, high-quality early learning system that better prepares Missouri children for success. The Preschool Development Grant Birth to Five provides \$33.5M in funding over three years to implement an interagency effort to provide regional access to coordinated early childhood services to better meet a family's needs, enhance and streamline training opportunities for early learning professionals, and improve systems to better inform decision-making about early learning.

Infrastructure

Situated at the crossroads of America, Missouri's infrastructure system is a lifeline for transportation across the nation. Maintaining our state's roads, bridges, ports, and waterways is critical to ensuring we have the framework for success going forward, and while outstanding progress was made last year, there is still more to be done. Governor Parson's budget reflects his continued commitment to revitalizing our infrastructure, calling for key investments in transportation as well as water resources, levee rehabilitation, and rural broadband.



Transportation Cost-Share

\$50M

Continuing the cost-share program, which provides financial assistance to public and private applicants for public road and bridge projects. The program matches up to 50 percent of the construction contract costs for selected projects. The Missouri Departments of Transportation and Economic Development select the projects with the goal of building partnerships with local entities to deliver road and bridge projects that have the greatest economic benefit to the state.

Rural Infrastructure Investments

Broadband Grant Increase

\$5M

Strengthening current grants to help providers, communities, counties, and regions invest in building rural broadband infrastructure in rural and underserved areas of the state.

Water Resources Fund

\$13M

Continuing Multipurpose Water Resource Program funding to support the plan, design, construction, or renovation of public water supplies, flood control storage, drought mitigation, and public water supply treatment, or transmission facilities projects.

Port Capital Improvements

\$10.1M

Continuing the current port authority capital improvement projects throughout the state.



A STORY OF Success

The Rocheport Bridge Funding

The Missouri River Bridge at Rocheport carries 12.5M vehicles per year, including 3.6M trucks. It is at the heart of national and regional freight distribution and is a linchpin to the mobility needs of Missourians. Each year, more than 100M tons of freight, worth more than \$154B, crosses the bridge.

The Rocheport Bridge was built in 1960 and has long needed replacement. Before receiving a federal Infrastructure for Rebuilding America (INFRA) grant to build a new bridge, available funds would have only allowed for a short-term rehabilitation of the structure. The current four-lane structure will continue to be used while a new bridge that can accommodate six lanes in the future will be built alongside the current location.

Building a new I-70 bridge at Rocheport will provide reliable mobility to commuters, travelers, and freight carriers for the next 100 years.



A STORY OF *Success*

Improving Our Infrastructure

In July, Missouri received an \$81.2M Infrastructure for Rebuilding America (INFRA) grant from the U.S. Department of Transportation to build a new I-70 Missouri River Bridge at Rocheport.

Receipt of the grant triggered \$301M in state bonding, authorized by the General Assembly during the 2019 legislative session, to repair or replace another 215 bridges across the state. The Missouri Department of Transportation recently issued the first series of bonds at a true interest cost of 1.25 percent.

In addition to the bonding plan, the Missouri legislature included \$50M in general revenue in the FY 2020 state budget to repair or replace approximately 45 bridges throughout the state. Another \$48M in general revenue approved by the General Assembly will fund 19 cost-share projects under the newly created Governor's Cost Share Program that will have an economic impact of approximately \$321M.

In all, the bold infrastructure proposals put forward this year have netted \$1B in transportation projects for the state.

「Government Reform」

As public servants, it is our responsibility in state government to provide reliable and responsive service to the people of Missouri. Building on last year's historic progress, Governor Parson and his Cabinet team remain committed to making state government more efficient and accountable by investing in our workforce, incentivizing better performance, improving budget discipline, and changing how we work to better serve Missourians.



JEFFERSON CITY CORRECTIONAL CENTER





Government Reorganization

On August 28, 2019, the most significant reorganization of state government in decades went into effect. The result was a complete overhaul of the Department of Economic Development's strategy, taking it from the largest, least focused economic development agency in the Midwest to one of the most laser-focused on supporting businesses and communities. The restructuring is part of the comprehensive effort to improve the efficiency and effectiveness of state government for the citizens of Missouri.

The reorganization enabled activities vital to the public interest to join agencies where their alignment was deeper and more strategic:

- The Division of Workforce Development and the Missouri Economic Research and Information Center moved to the newly named Department of Higher Education and Workforce Development (formerly the Department of Higher Education) to establish a single state resource for all postsecondary education options.
- The Division of Energy moved to the Department of Natural Resources.
- The Office of Public Counsel and the Public Service Commission moved to the newly named Department of Commerce and Insurance (formerly the Department of Insurance, Financial Institutions, and Professional Registration).
- The Missouri Arts Council moved to the Office of the Lieutenant Governor.

Within the Department of Economic Development, six regional teams were established across the state, with individuals working and living in the communities they serve. A whole division dedicated to assisting businesses with hiring and training workers was also created, along with a new division focused on continually evaluating the state's economic development strategy.

Investing in Our Workforce

\$26.2M

Providing a pay increase for state employees to keep pace with Missouri's labor market and to improve recruitment and retention.

Above & Beyond Performance Incentives

\$5.1M

Funding performance incentives for the top 10 percent of state employees in 15 departments to motivate "above and beyond" performance, promote continuous improvement, and improve accountability. Incentives of up to 5 percent will be capped at \$2,500 maximum per qualifying employee.

DHSS Mobile Assessment App

\$550,750

Equipping Department of Health and Senior Services staff with tablets enabled with a modern touchscreen application for conducting Home and Community Based Services initial assessments and annual reassessments to replace the existing cumbersome, inefficient paper-based process. This investment is estimated to save 38,000 hours of staff time.

Advanced Customer Service Technology

\$5M

Procuring the specialized expertise to develop the master plan, identify the base information technology architecture, and then improve customer service and increase efficiency in multiple agencies by application of advanced technology.

A STORY OF Success

Consolidating a State Prison & Reinvesting In Our Team

In his January 2019 State of the State Address, Governor Parson announced a plan to consolidate the state's two Cameron prisons. This consolidation not only improved staffing levels but also provided over \$20M in annual savings that were then reinvested to improve retention of Department of Corrections staff.

By the end of summer 2019, the consolidation of Crossroads Correctional Center with Western Missouri Correctional Center was complete, and the pay plan had been signed into law as part of the state's budget bill.

The pay plan provides the largest pay increase in the department's history without employee layoffs or additional offender releases, while the facility consolidation improves staffing levels statewide to help ensure safety.





When I returned to Missouri from serving in the military, I said I would never leave this state. Missouri will always be home. God bless Missouri and all its citizens!

Governor Mike Parson

THE MISSOURI BUDGET

Fiscal Year 2021

REVIEW OF FISCAL YEAR 2019 REVENUE

Net general revenue collections increased in Fiscal Year 2019 by 1.0 percent over the previous year. With the U.S. economy continuing to expand, moderate revenue growth is expected over the next eighteen months. Revenues are estimated to grow by 2.4 percent in Fiscal Year 2020 with growth slowing to 1.9 percent in Fiscal Year 2021.

THE ECONOMIC OUTLOOK

U.S. Economic Position

The national economy grew in Calendar Year 2019, with growth slowing as the year progressed. The unemployment rate declined and employment growth has continued. Housing starts in 2019 remained on pace with starts during 2018, but below the peak seen during 2017. In the last half of 2019, housing sales had their best run since 2007. Inflation growth remained low, despite strong wage growth and robust consumer spending.

Through November, average employment increased 1.5 percent. The U.S. unemployment rate decreased to 3.5 percent in November, which is the lowest rate since 1969. The U.S. unemployment rate has now been below 4 percent for nearly two years.

Personal income continued to improve at a moderate pace. Consumer confidence and spending remained strong through November. Corporate profits saw a one-time boost as companies repatriated income; profits are expected to temperate as repatriation begins to wind down. Despite a volatile year, the stock market continued its record growth. Growth in the median selling price for new homes declined during 2019 and remains below the peak price in 2017. The inventory of homes ended the year at slightly above a five-month supply.

The outlook over the next two years shows a slight deceleration through 2020 and then steady growth through 2021. As the economy remains at full employment, wage growth will likely remain strong fueling continued strong growth in consumer spending. Further, reduced oil and energy prices will continue to leave more disposable income in consumers' pockets and hold costs down for businesses.

After four rate increases in 2018, the Federal Reserve cut interest rates twice in the last half of 2019. Expectations are that the Federal Reserve will remain patient in 2020 before continuing with rate increases in 2021. The Federal Reserve still needs to move cautiously as they continue to unwind a balance sheet that is inflated after the historic quantitative easing program.

Economic Projections

Increase by Calendar Year			
	<u>2019</u>	<u>2020</u>	<u>2021</u>
<u>US</u>			
Real GDP	2.3%	1.9%	2.1%
Employment	1.6%	1.0%	0.4%
Personal Income	4.8%	3.9%	4.1%
Consumer Expenditures	3.4%	3.2%	2.8%
Consumer Prices	1.6%	2.0%	2.2%
<u>Missouri</u>			
Employment	1.1%	1.0%	0.3%
Personal Income	4.3%	3.5%	3.6%

In addition, there are other risks to this outlook. Geopolitical conflicts in the Middle East could have a powerful impact on oil prices. Uncertainty in national policy and the renegotiation of international trade agreements may dampen consumer confidence and could further weaken demand for U.S. exports. However, economic growth could exceed expectations if business investment accelerates, hiring continues to accelerate at an elevated pace, and wage growth improves faster than expected.

Missouri Economic Position

Missouri's economy improved in 2019. According to payroll data in December, employment has increased. Through the first eleven months, employment improved 1.3 percent compared to 2018. Unemployment claims remain below pre-recession levels. Both personal income and consumer spending had strong growth. Missouri's unemployment rate held steady, remaining at 3.1 percent in November, lower than the national average.

Missouri's economy is expected to have moderate growth in 2020 with growth slowing through 2021. Job growth will continue over the next eighteen months, but at slower rates as the economy is already at or near full employment. This should provide a further boost to wages and consumer spending.

REVENUE PROJECTIONS FOR FISCAL YEARS 2019 AND 2020

Revenue forecasting is challenging under the best of circumstances and is even more difficult when there is significant uncertainty around national tax and economic policy.

Moderate revenue growth is expected for Fiscal Year 2020. The revised revenue estimate assumes growth of 2.4 percent, which reflects strong growth in sales taxes and moderate growth in income taxes. Growth in individual income taxes is expected to slow in the remainder of Fiscal Year 2020 given the federal tax reform and subsequent withholding tax changes and the second implementation of state income tax cuts

passed in 2014. Tax credit redemptions will continue to equal a large portion of net revenue, approaching the record level reached in Fiscal Year 2012. The revised estimate of 2.4 percent reflects a downward adjustment from the number on which the Fiscal Year 2020 budget is based.

Continued but slowing employment, wage, and spending growth will restrain general revenue collections in Fiscal Year 2021. Governor Parson's Fiscal Year 2021 Budget is based on a forecast of revenue growth of 1.9 percent.

REVENUE LIMITATION AMENDMENT

Article X of the Missouri Constitution establishes a revenue and spending limit on state government. The limit is 5.6 percent of Missouri personal income, based on the relationship between personal income and total state revenues when the limit was established and approved by voters in November 1980. Calculations made pursuant to Article X of the Missouri Constitution show that total state revenues for Fiscal Year 2018 were below the total state revenue limit by \$3.8 billion.

The Office of Administration projects that total state revenues will not exceed the total state revenue limit in Fiscal Years 2020 or 2021. These preliminary calculations are subject to change as actual state revenue collections become known and as the federal government revises its estimates of Missouri personal income. These projections could change if legislation is approved to increase taxes without a vote of the people. Pursuant to Article X of the Missouri Constitution, revenue approved by the voters is not subject to the revenue and spending limit.

In addition, Article X, Section 18(e) of the Missouri Constitution states the General Assembly shall not increase taxes or fees in any fiscal year, without voter approval, that in total produce net new annual revenues greater than \$50 million, adjusted annually by the percentage change in the personal income of Missouri for the second previous year, or one percent of total state revenues for the second fiscal year prior to the General Assembly's action, whichever is less.

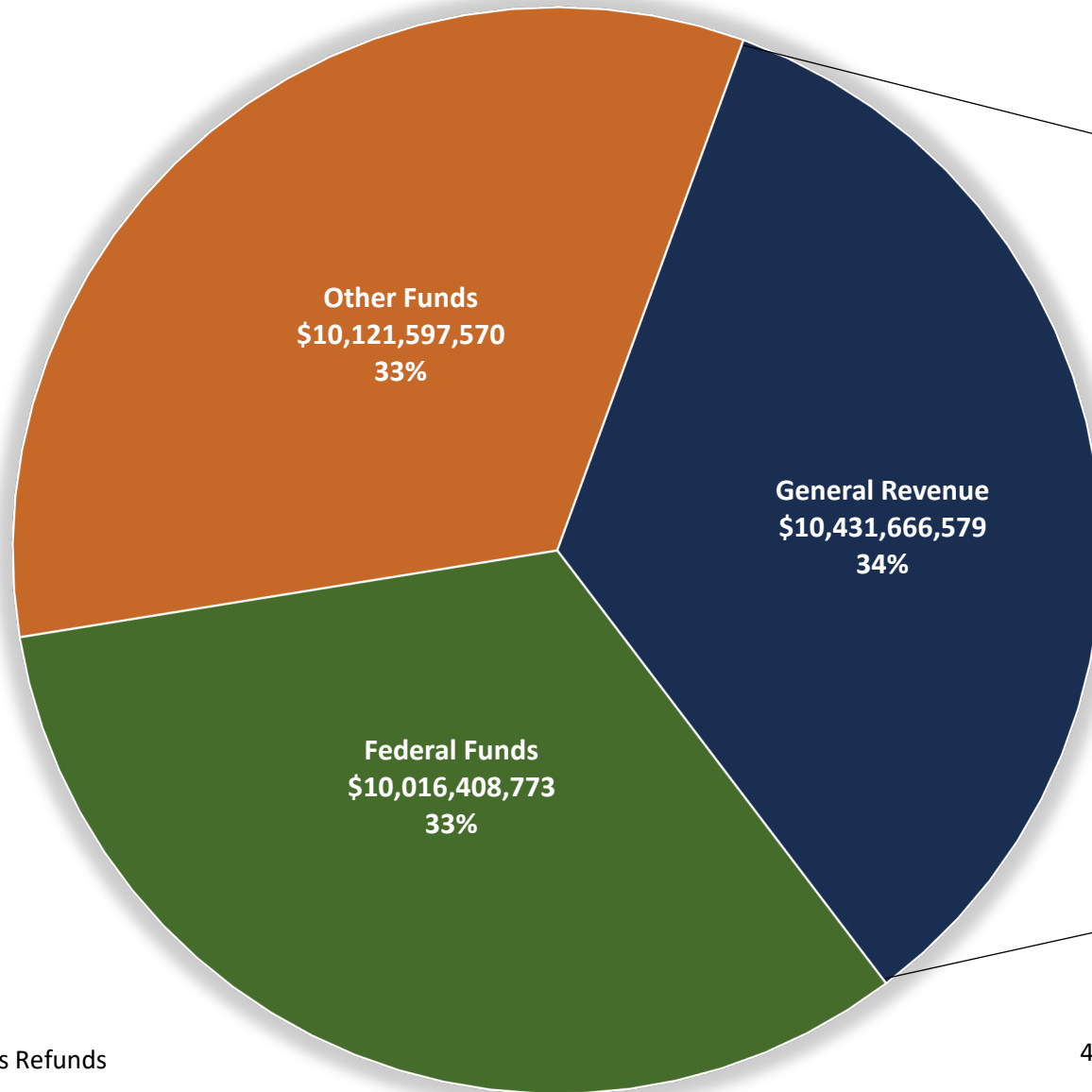
"Net new annual revenues" is defined as the net increase in annual revenues produced by the total of all tax or fee increases by the General Assembly in a fiscal year, less refunds and less all contemporaneously occurring tax or fee reductions in that same fiscal year.

For Fiscal Year 2019, these calculations were \$128.1 million for the personal income amount and \$105.0 million for the one percent of total state revenues amount. Legislative actions in the 2019 session resulted in a decrease of \$62.8 million in state revenues when the provisions are fully implemented.

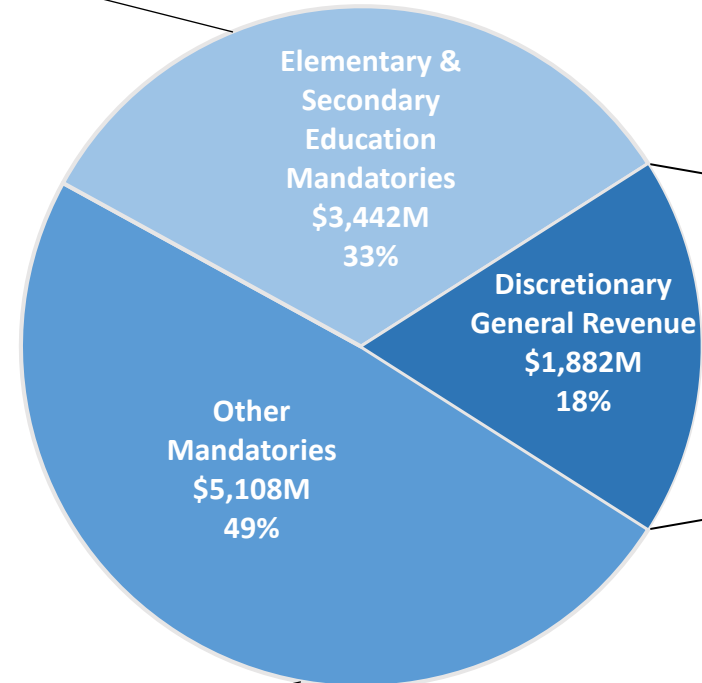
For Fiscal Year 2020, the calculations are \$135.7 million for the personal income amount and \$110.1 million for the one percent of total state revenues amount.

FISCAL YEAR 2021 GOVERNOR'S RECOMMENDED OPERATING BUDGET

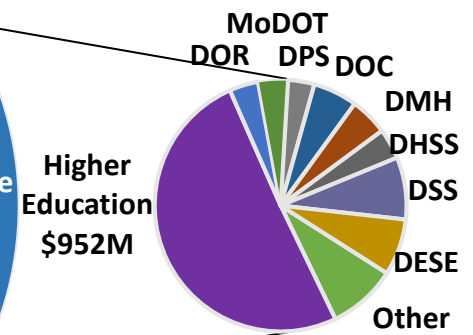
TOTAL BUDGET (ALL FUNDS)
***\$30,569,672,922**



TOTAL GENERAL REVENUE
\$10,431,666,579



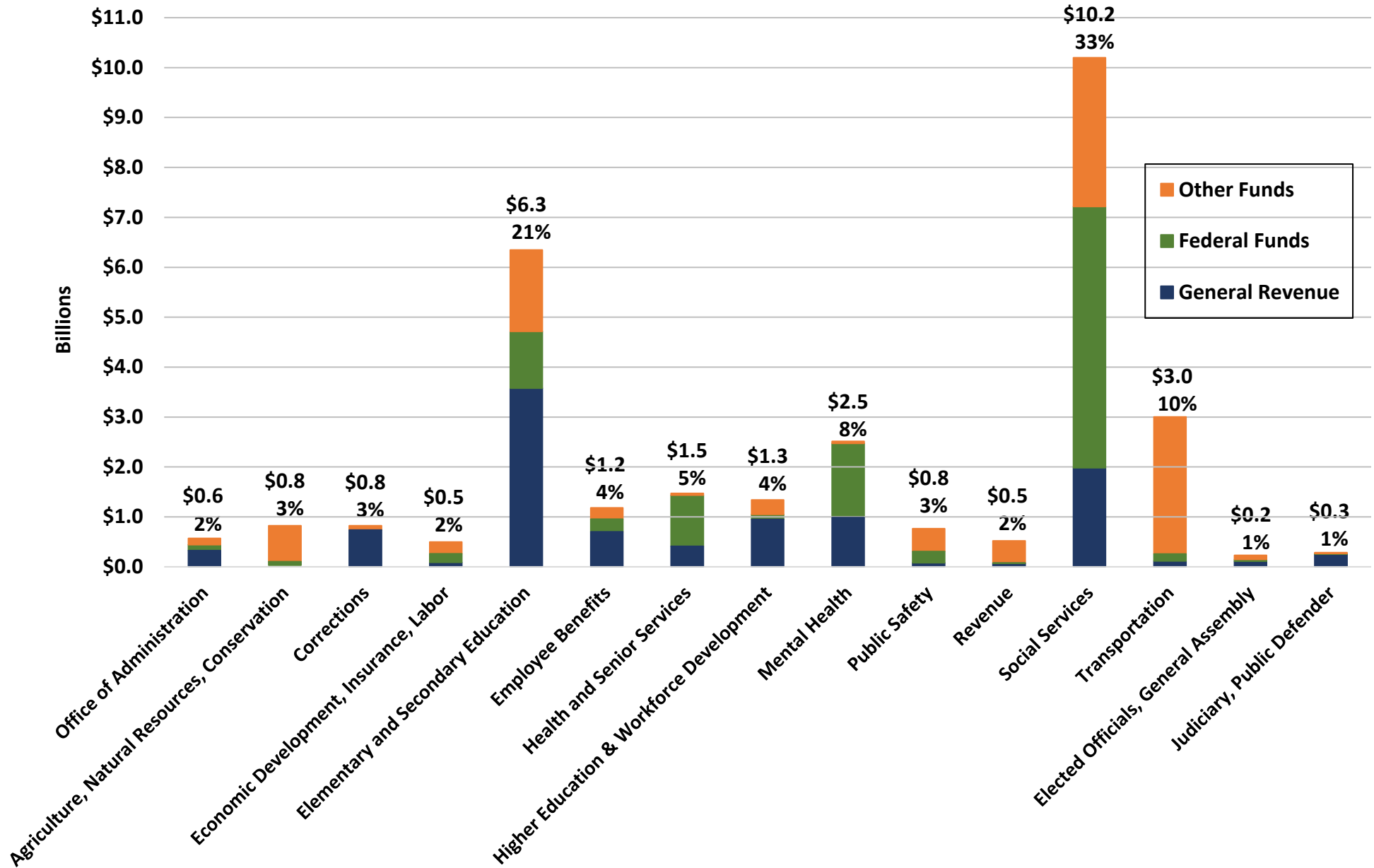
DISCRETIONARY GENERAL REVENUE
\$1,881,921,936



DOR - Revenue \$70M
 MoDOT - Transportation \$72M
 DPS - Public Safety \$63M
 DOC - Corrections \$107M
 DMH - Mental Health \$92M
 DHSS - Health & Senior Services \$73M
 DSS - Social Services \$150M
 DESE - Elementary & Secondary Ed \$136M
 Other - \$166M

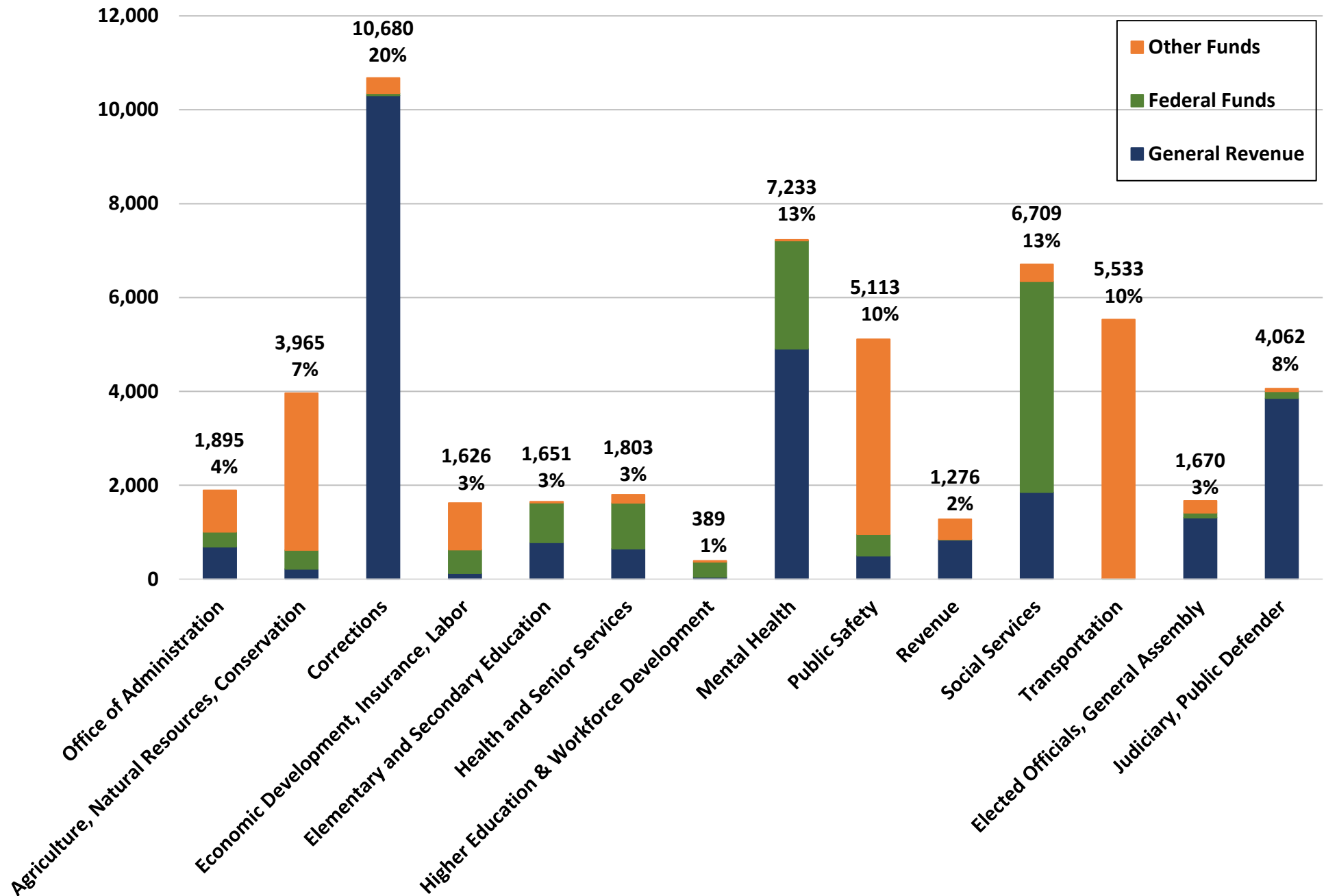
*Excludes Refunds

FISCAL YEAR 2021 GOVERNOR'S RECOMMENDED OPERATING BUDGET (ALL FUNDS) - *\$30,569,672,922



*Excludes refunds

FISCAL YEAR 2021 GOVERNOR'S RECOMMENDED FTE* (ALL FUNDS) – 53,604



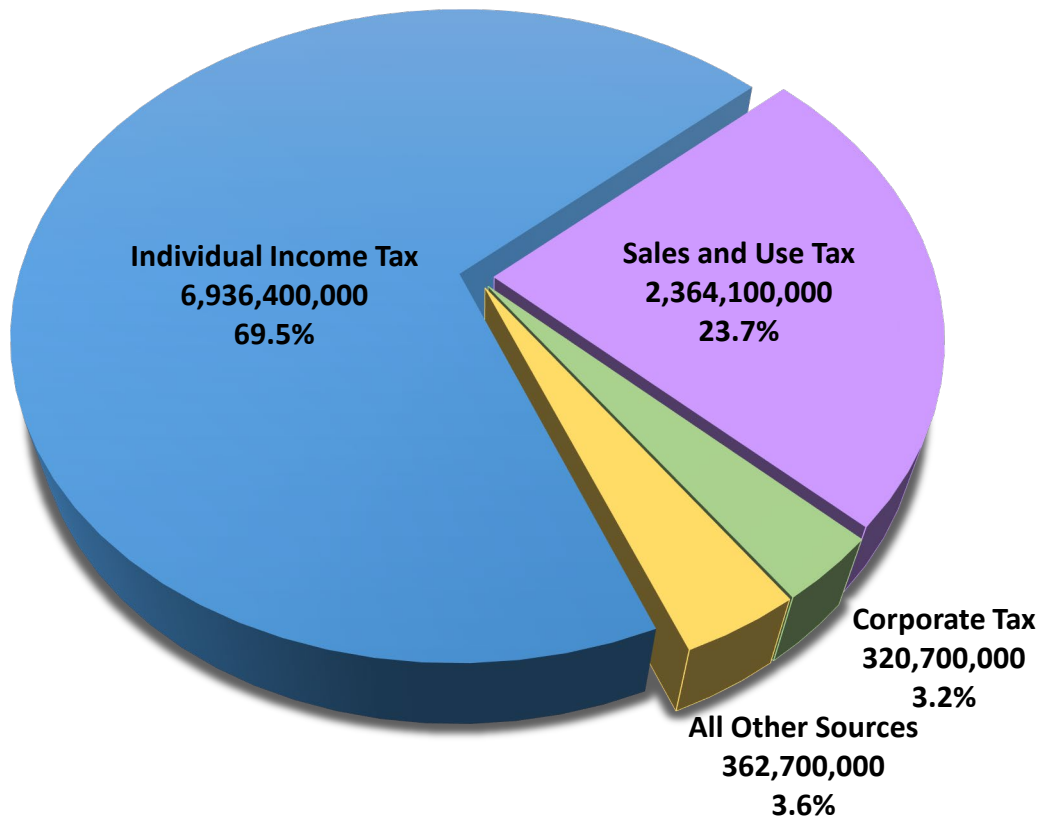
*FTE refers to full time equivalent employees

GENERAL REVENUE COLLECTIONS AND ESTIMATES

Collections	Actual Collections FY 2019	Revenue Estimate FY 2020	Revenue Estimate FY 2021
Individual Income Tax	\$ 7,646,941,371	\$ 7,827,000,000	\$ 7,949,100,000
Sales and Use Tax	2,237,149,579	2,326,700,000	2,405,300,000
Corporate Income/Franchise Tax	526,566,306	486,900,000	493,000,000
County Foreign Insurance Tax	293,213,210	281,000,000	279,700,000
Liquor Tax	27,575,535	28,500,000	29,500,000
Beer Tax	7,517,441	7,600,000	7,900,000
Interest on Deposits and Investments	20,226,734	23,000,000	23,100,000
Federal Reimbursements	5,017,420	6,500,000	5,900,000
All Other Sources	164,743,697	172,700,000	174,500,000
Total General Revenue Collections	10,928,951,293	11,159,900,000	11,368,000,000
Refunds	(1,361,595,392)	(1,362,200,000)	(1,384,100,000)
Net General Revenue Collections	\$ 9,567,355,901	\$ 9,797,700,000	\$ 9,983,900,000
Net Growth Rate		2.4%	1.9%

FISCAL YEAR 2021 REVENUE ESTIMATE

Net General Revenue - \$9,983,900,000



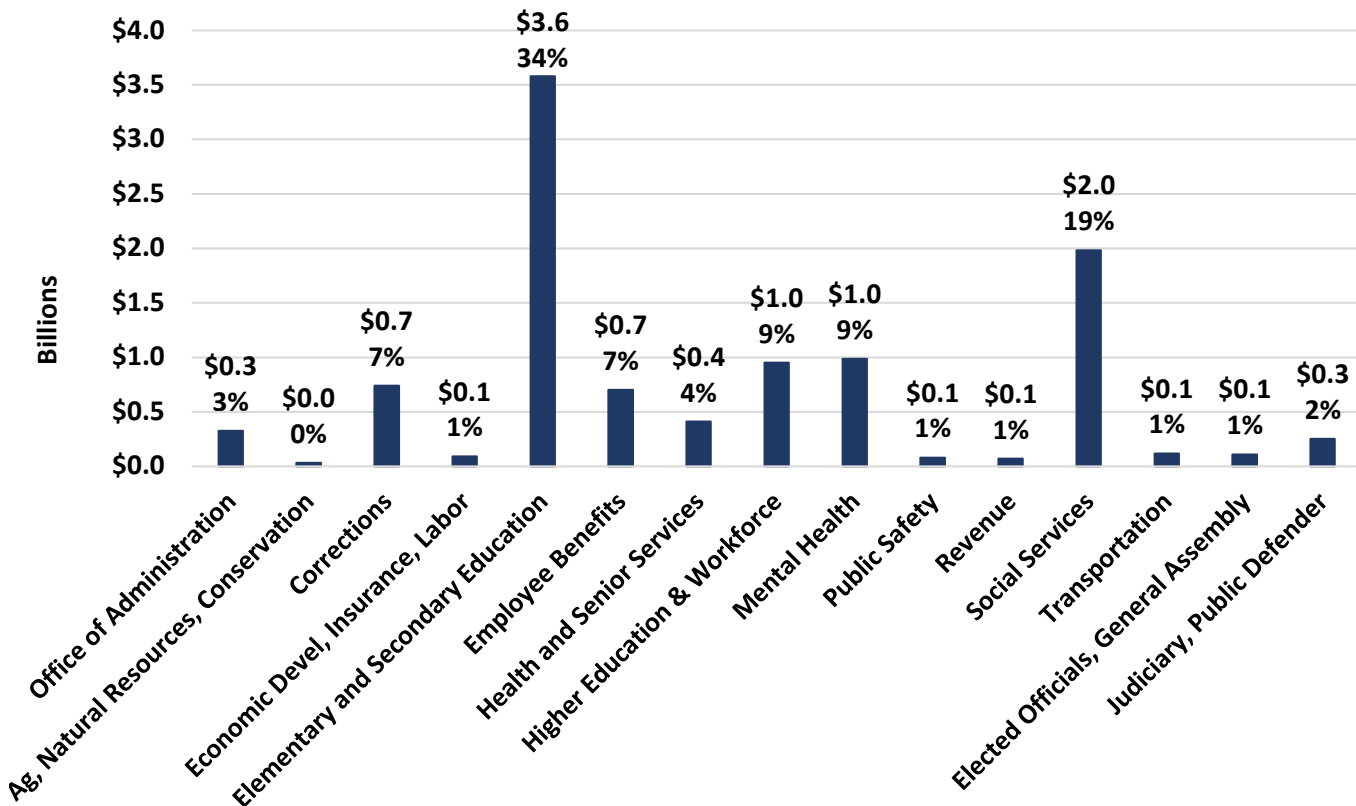
GENERAL REVENUE SUMMARY

RESOURCES	FY 2019	FY 2020	FY 2021
Beginning Balance	\$ 165,619,879	\$ 479,930,577	\$ 408,118,136
Previous Year's Lapse ¹	329,645,994	174,102,506	112,914,269
Revenue Collections	10,928,951,293	11,159,900,000	11,368,000,000
Refunds	(1,361,595,392)	(1,362,200,000)	(1,384,100,000)
Collection Additions	0	1,042,027	0
Transfers to Fund	131,929,979	171,762,570	237,663,279
Total Resources Available	\$ 10,194,551,753	\$ 10,624,537,680	\$ 10,742,595,684
OBLIGATIONS			
Operating Appropriations	\$ 9,425,983,507	\$ 10,111,032,996	\$ 10,431,666,579
Capital Appropriations	98,881,015	105,531,766	94,267,951
Capital Reappropriations	5,066,308	9,478,685	12,914,269
Supplemental	188,647,232	88,124,679	100,000,000
Confirmed Lapse	(3,956,886)	(97,748,582)	0
Total Obligations	\$ 9,714,621,176	\$ 10,216,419,544	\$ 10,638,848,799
Balance	\$ 479,930,577	\$ 408,118,136	\$ 103,746,885
Cash Operating Expense Fund	0	0	(100,000,000)
Ending Balance	\$ 479,930,577	\$ 408,118,136	\$ 3,746,885

NOTES TO GENERAL REVENUE SUMMARY

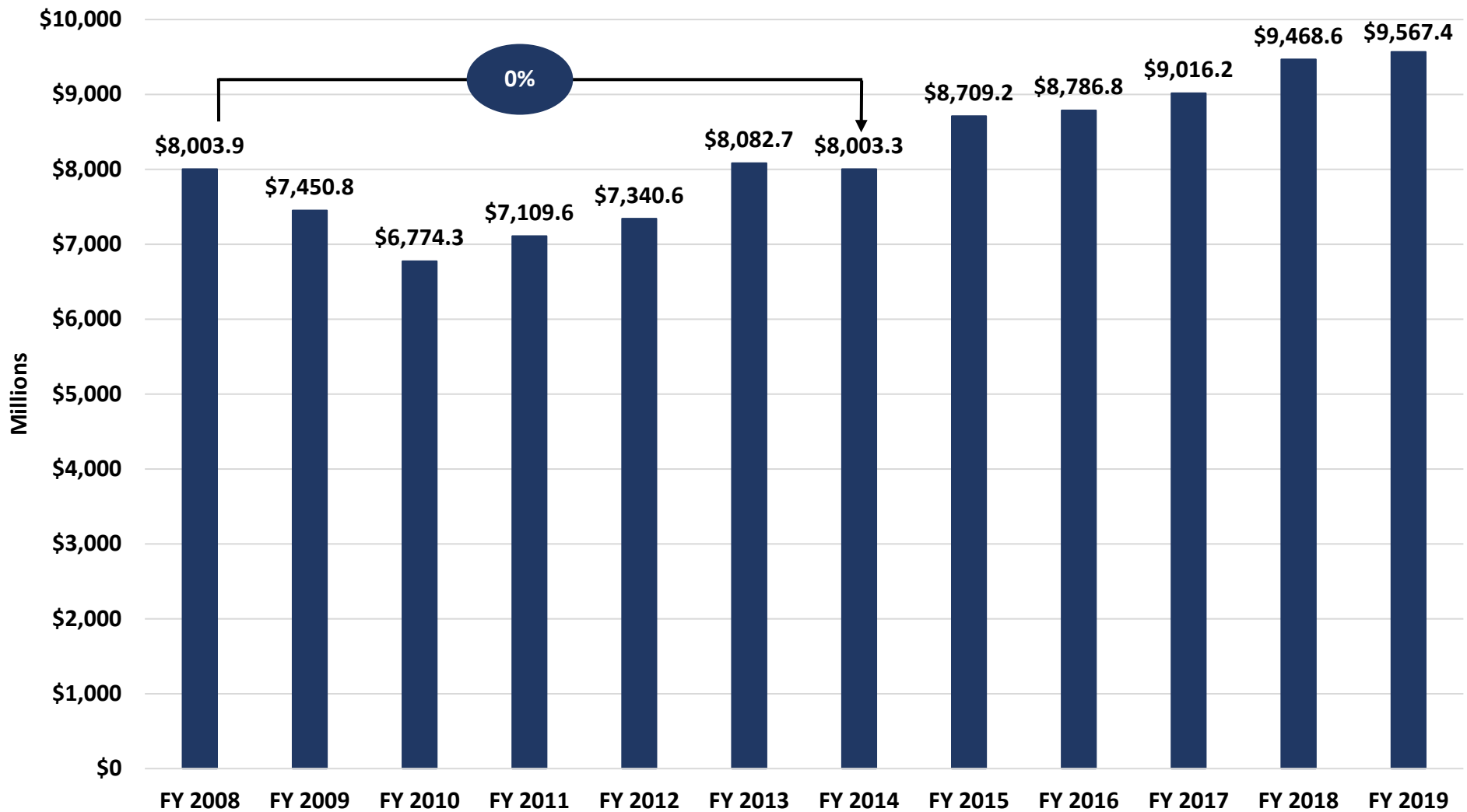
(1) Unexpended appropriations are counted as a resource in the next fiscal year to avoid premature commitment of uncertain resources until actual lapses are known. This includes reserves authorized by Section 33.290, RSMo.

FISCAL YEAR 2021 GOVERNOR'S RECOMMENDED OPERATING BUDGET (GENERAL REVENUE) - *10,431,666,579



*Excludes refunds

NET GENERAL REVENUE COLLECTIONS – FISCAL YEARS 2008-2019



FY 2021 BUDGET SUMMARY

House Bill		FY 2019 <u>Expenditures</u>	FY 2020 <u>Appropriations</u>	FY 2021 Governor's <u>Recommendation</u>
1	<u>Public Debt</u>			
	General Revenue	22,210,847	16,453,907	16,433,854
	Federal Funds	0	0	0
	Other Funds	1,239,931	1,106,550	1,104,987
	Total	23,450,778	17,560,457	17,538,841
2	<u>Elementary and Secondary Education</u>			
	General Revenue	3,463,952,716	3,542,377,186	3,578,499,068
	Federal Funds	968,867,526	1,114,399,744	1,137,472,855
	Other Funds	1,535,985,280	1,616,268,661	1,628,732,655
	Total	5,968,805,522	6,273,045,591	6,344,704,578
	<u>Higher Education and Workforce Development</u>			
3	<u>Development</u>			
	General Revenue	852,997,581	944,062,570	951,592,916
	Federal Funds	443,947	97,934,273	98,498,175
	Other Funds	249,604,574	294,744,659	287,777,803
	Total	1,103,046,102	1,336,741,502	1,337,868,894
4	<u>Revenue</u>			
	General Revenue	59,346,668	64,793,381	69,713,935
	Federal Funds	2,349,155	4,121,909	4,131,100
	Other Funds	443,361,824	446,925,212	446,834,650
	Total	505,057,647	515,840,502	520,679,685
4	<u>Transportation</u>			
	General Revenue	13,424,420	168,570,485	117,809,632
	Federal Funds	78,045,933	134,792,908	138,820,930
	Other Funds	1,934,932,308	2,630,585,318	2,745,341,211
	Total	2,026,402,661	2,933,948,711	3,001,971,773
5	<u>Office of Administration</u>			
	General Revenue	226,497,063	235,297,459	233,589,722
	Federal Funds	56,645,040	100,750,473	99,536,347
	Other Funds	30,896,859	96,453,997	113,676,831
	Total	314,038,962	432,501,929	446,802,900
5	<u>Employee Benefits</u>			
	General Revenue	645,002,793	679,780,456	702,502,137
	Federal Funds	215,839,997	243,642,178	251,691,404
	Other Funds	189,517,642	216,960,665	228,436,762
	Total	1,050,360,432	1,140,383,299	1,182,630,303
6	<u>Agriculture</u>			
	General Revenue	4,800,668	5,493,058	5,821,259
	Federal Funds	4,253,948	6,129,034	6,245,467
	Other Funds	19,824,232	26,753,182	27,269,179
	Total	28,878,848	38,375,274	39,335,905
6	<u>Natural Resources</u>			
	General Revenue	12,788,832	25,836,184	26,297,846
	Federal Funds	21,994,127	66,655,058	65,595,811
	Other Funds	263,159,381	526,063,463	524,292,348
	Total	297,942,340	618,554,705	616,186,005

FY 2021 BUDGET SUMMARY

House Bill		FY 2019 <u>Expenditures</u>	FY 2020 <u>Appropriations</u>	FY 2021 Governor's <u>Recommendation</u>
6	<u>Conservation</u>			
	General Revenue	0	0	0
	Federal Funds	0	0	0
	Other Funds	143,885,307	170,642,115	169,443,220
	Total	143,885,307	170,642,115	169,443,220
7	<u>Economic Development</u>			
	General Revenue	65,621,998	86,477,746	87,375,891
	Federal Funds	105,575,525	115,585,647	115,070,985
	Other Funds	36,858,675	38,007,933	39,151,011
	Total	208,056,198	240,071,326	241,597,887
7	<u>Commerce and Insurance</u>			
	General Revenue	0	1,059,868	1,055,672
	Federal Funds	1,219,840	1,250,000	1,300,000
	Other Funds	35,824,024	62,533,397	63,648,182
	Total	37,043,864	64,843,265	66,003,854
7	<u>Labor and Industrial Relations</u>			
	General Revenue	1,814,817	2,300,836	2,353,485
	Federal Funds	28,891,227	53,404,850	53,186,932
	Other Funds	112,359,532	148,346,396	133,922,213
	Total	143,065,576	204,052,082	189,462,630
8	<u>Public Safety</u>			
	General Revenue	63,434,871	80,029,386	80,681,730
	Federal Funds	103,132,353	220,860,954	224,693,104
	Other Funds	383,934,721	451,562,904	460,120,732
	Total	550,501,945	752,453,244	765,495,566
9	<u>Corrections</u>			
	General Revenue	660,345,667	694,653,958	739,158,926
	Federal Funds	2,112,650	4,817,868	4,917,328
	Other Funds	61,957,502	81,833,814	80,868,437
	Total	724,415,819	781,305,640	824,944,691
10	<u>Mental Health</u>			
	General Revenue	811,249,900	913,192,053	987,533,474
	Federal Funds	1,191,444,298	1,503,219,599	1,483,412,278
	Other Funds	33,317,380	46,739,656	44,747,457
	Total	2,036,011,578	2,463,151,308	2,515,693,209
10	<u>Health and Senior Services</u>			
	General Revenue	369,106,899	387,356,890	410,124,615
	Federal Funds	935,454,682	1,018,921,163	1,025,807,903
	Other Funds	17,179,805	36,396,649	37,612,624
	Total	1,321,741,386	1,442,674,702	1,473,545,142
11	<u>Social Services</u>			
	General Revenue	1,771,846,911	1,832,000,795	1,983,455,882
	Federal Funds	4,724,489,522	5,091,333,962	5,231,909,018
	Other Funds	2,671,266,638	2,698,597,732	2,981,302,120
	Total	9,167,603,071	9,621,932,489	10,196,667,020

FY 2021 BUDGET SUMMARY

House <u>Bill</u>		FY 2019 <u>Expenditures</u>	FY 2020 <u>Appropriations</u>	FY 2021 Governor's <u>Recommendation</u>
12	<u>Elected Officials</u>			
	General Revenue	54,455,077	70,201,654	71,546,476
	Federal Funds	9,894,957	39,566,061	39,553,266
	Other Funds	59,285,308	79,012,680	78,836,280
	Total	123,635,342	188,780,395	189,936,022
12	<u>Judiciary</u>			
	General Revenue	191,240,998	200,524,697	202,853,598
	Federal Funds	5,063,016	14,587,721	14,763,313
	Other Funds	10,124,507	12,472,060	13,905,875
	Total	206,428,521	227,584,478	231,522,786
12	<u>Public Defender</u>			
	General Revenue	46,014,317	48,474,898	49,335,009
	Federal Funds	0	125,000	625,000
	Other Funds	1,558,106	3,000,896	3,004,358
	Total	47,572,423	51,600,794	52,964,367
12	<u>General Assembly</u>			
	General Revenue	34,322,866	38,198,328	38,770,600
	Federal Funds	0	0	0
	Other Funds	70,011	373,710	375,989
	Total	34,392,877	38,572,038	39,146,589
13	<u>Real Estate</u>			
	General Revenue	70,407,138	73,897,201	75,160,852
	Federal Funds	16,895,196	19,295,014	19,177,557
	Other Funds	13,737,759	11,012,774	11,192,646
	Total	101,040,093	104,204,989	105,531,055
14	<u>Operating Supplemental</u>			
	General Revenue		88,124,679	
	Federal Funds		108,500,883	
	Other Funds		265,823,299	
	Total		462,448,861	
	<u>Total Operating Budget</u>			
	General Revenue	9,440,883,047	10,199,157,675	10,431,666,579
	Federal Funds	8,472,612,939	9,959,894,299	10,016,408,773
	Other Funds	8,249,881,306	9,962,217,722	10,121,597,570
	Total	26,163,377,292	30,121,269,696	30,569,672,922
	<u>Capital Improvements - One-Time Projects*</u>			
	General Revenue	95,471,932	105,531,766	94,267,951
	Federal Funds	17,821,381	151,200,000	57,317,598
	Other Funds	125,825,918	88,803,481	180,600,961
	Total	239,119,231	345,535,247	332,186,510
	<u>Grand Total</u>			
	General Revenue	9,536,354,979	10,304,689,441	10,525,934,530
	Federal Funds	8,490,434,320	10,111,094,299	10,073,726,371
	Other Funds	8,375,707,224	10,051,021,203	10,302,198,531
	Total	26,402,496,523	30,466,804,943	30,901,859,432

* Reappropriations are recognized in the budget in the first year they are appropriated. Expenditures from reappropriations are recognized in the year in which the expenditure occurred.

FY 2021 FTE SUMMARY

House <u>Bill</u>	FY 2019 <u>Budget</u>	FY 2020 <u>Budget</u>	FY 2021 Governor's <u>Recommendation</u>
1 <u>Public Debt</u>			
General Revenue	0.00	0.00	0.00
Federal Funds	0.00	0.00	0.00
Other Funds	0.00	0.00	0.00
Total	<u>0.00</u>	<u>0.00</u>	<u>0.00</u>
2 <u>Elementary and Secondary Education</u>			
General Revenue	787.52	786.52	784.52
Federal Funds	852.51	846.91	845.91
Other Funds	18.75	18.75	20.75
Total	<u>1,658.78</u>	<u>1,652.18</u>	<u>1,651.18</u>
<u>Higher Education and Workforce</u>			
3 <u>Development</u>			
General Revenue	44.03	44.03	46.03
Federal Funds	1.00	344.02	321.12
Other Funds	21.80	21.80	21.80
Total	<u>66.83</u>	<u>409.85</u>	<u>388.95</u>
4 <u>Revenue</u>			
General Revenue	892.02	847.02	844.02
Federal Funds	4.74	4.74	4.74
Other Funds	426.79	426.29	427.29
Total	<u>1,323.55</u>	<u>1,278.05</u>	<u>1,276.05</u>
4 <u>Transportation</u>			
General Revenue	0.00	0.00	0.00
Federal Funds	15.29	14.29	14.29
Other Funds	5,540.58	5,533.58	5,518.58
Total	<u>5,555.87</u>	<u>5,547.87</u>	<u>5,532.87</u>
5 <u>Office of Administration</u>			
General Revenue	668.24	686.21	688.21
Federal Funds	321.29	321.29	321.29
Other Funds	902.19	885.22	885.22
Total	<u>1,891.72</u>	<u>1,892.72</u>	<u>1,894.72</u>
6 <u>Agriculture</u>			
General Revenue	88.14	89.14	89.64
Federal Funds	47.21	47.21	43.51
Other Funds	320.41	324.41	327.61
Total	<u>455.76</u>	<u>460.76</u>	<u>460.76</u>
6 <u>Natural Resources</u>			
General Revenue	129.95	128.90	128.90
Federal Funds	339.82	355.49	356.69
Other Funds	1,225.28	1,231.68	1,227.48
Total	<u>1,695.05</u>	<u>1,716.07</u>	<u>1,713.07</u>

FY 2021 FTE SUMMARY

House Bill	FY 2019 Budget	FY 2020 Budget	FY 2021 Governor's Recommendation
6 <u>Conservation</u>			
General Revenue	0.00	0.00	0.00
Federal Funds	0.00	0.00	0.00
Other Funds	1,812.81	1,791.81	1,790.81
Total	1,812.81	1,791.81	1,790.81
7 <u>Economic Development</u>			
General Revenue	65.86	73.60	86.19
Federal Funds	498.67	44.77	29.18
Other Funds	298.18	59.23	62.23
Total	862.71	177.60	177.60
7 <u>Commerce and Insurance</u>			
General Revenue	0.00	16.00	16.00
Federal Funds	0.00	0.00	0.00
Other Funds	567.08	760.08	755.08
Total	567.08	776.08	771.08
7 <u>Labor and Industrial Relations</u>			
General Revenue	20.22	21.22	21.22
Federal Funds	613.54	600.04	476.04
Other Funds	176.36	178.86	179.86
Total	810.12	800.12	677.12
8 <u>Public Safety</u>			
General Revenue	480.57	491.57	499.57
Federal Funds	430.83	457.83	456.83
Other Funds	4,160.55	4,158.55	4,156.55
Total	5,071.95	5,107.95	5,112.95
9 <u>Corrections</u>			
General Revenue	10,930.35	10,443.85	10,306.85
Federal Funds	43.00	43.00	43.00
Other Funds	260.00	320.88	329.88
Total	11,233.35	10,807.73	10,679.73
10 <u>Mental Health</u>			
General Revenue	4,870.13	4,918.53	4,904.88
Federal Funds	2,296.14	2,292.44	2,307.92
Other Funds	46.50	23.30	20.50
Total	7,212.77	7,234.27	7,233.30
10 <u>Health and Senior Services</u>			
General Revenue	647.57	649.08	649.08
Federal Funds	969.45	975.06	976.06
Other Funds	142.27	179.01	178.01
Total	1,759.29	1,803.15	1,803.15

FY 2021 FTE SUMMARY

House <u>Bill</u>	FY 2019 <u>Budget</u>	FY 2020 <u>Budget</u>	FY 2021 Governor's <u>Recommendation</u>
11 <u>Social Services</u>			
General Revenue	1,855.03	1,864.30	1,854.38
Federal Funds	4,545.65	4,517.90	4,491.32
Other Funds	363.93	362.91	362.91
Total	<u>6,764.61</u>	<u>6,745.11</u>	<u>6,708.61</u>
12 <u>Elected Officials</u>			
General Revenue	622.58	622.08	622.03
Federal Funds	95.26	101.01	100.63
Other Funds	247.68	255.93	256.36
Total	<u>965.52</u>	<u>979.02</u>	<u>979.02</u>
12 <u>Judiciary</u>			
General Revenue	3,213.30	3,219.30	3,244.30
Federal Funds	168.25	168.25	142.25
Other Funds	58.50	58.50	60.50
Total	<u>3,440.05</u>	<u>3,446.05</u>	<u>3,447.05</u>
12 <u>Public Defender</u>			
General Revenue	595.13	613.13	613.13
Federal Funds	0.00	0.00	0.00
Other Funds	2.00	2.00	2.00
Total	<u>597.13</u>	<u>615.13</u>	<u>615.13</u>
12 <u>General Assembly</u>			
General Revenue	687.92	689.92	689.92
Federal Funds	0.00	0.00	0.00
Other Funds	1.25	1.25	1.25
Total	<u>689.17</u>	<u>691.17</u>	<u>691.17</u>
<u>Total Budget</u>			
General Revenue	26,598.56	26,204.40	26,088.87
Federal Funds	11,242.65	11,134.25	10,930.78
Other Funds	16,592.91	16,594.04	16,584.67
Total	<u>54,434.12</u>	<u>53,932.69</u>	<u>53,604.32</u>

SUPPLEMENTAL RECOMMENDATIONS

FISCAL YEAR 2020

	<u>GENERAL REVENUE</u>	<u>FEDERAL FUNDS</u>	<u>OTHER FUNDS</u>	<u>TOTAL</u>
Department of Elementary and Secondary Education	\$ 27,841,791	\$ 12,676,961	\$ 0	\$ 40,518,752
Department of Revenue	262,428	0	2,034,467	2,296,895
Department of Transportation	0	7,000,000	5,000,000	12,000,000
Office of Administration	3,619,525	4,530,791	4,530,792	12,681,108
Department of Economic Development	0	490,458	0	490,458
Department of Mental Health	5,556,627	1,318,724	0	6,875,351
Department of Health and Senior Services	4,368,860	0	0	4,368,860
Department of Social Services	46,475,448	82,483,949	254,258,040	383,217,437
TOTAL	\$ 88,124,679	\$ 108,500,883	\$ 265,823,299	\$ 462,448,861

PUBLIC DEBT

FINANCIAL SUMMARY

	FY 2019 EXPENDITURE	FY 2020 APPROPRIATION	FY 2021 REQUEST	FY 2021 GOVERNOR RECOMMENDS
Administration	\$ 2,237	\$ 15,000	\$ 15,000	\$ 15,000
Fourth State Building Bonds	9,556,431	4,170,950	4,157,025	4,157,025
Water Pollution Control Bonds	12,133,984	11,596,007	11,588,816	11,588,816
Stormwater Control Bonds	1,758,126	1,778,500	1,778,000	1,778,000
TOTAL	\$ 23,450,778	\$ 17,560,457	\$ 17,538,841	\$ 17,538,841
General Revenue Fund	22,210,847	16,453,907	16,433,854	16,433,854
Water and Wastewater Loan Revolving Fund	1,239,931	1,106,550	1,104,987	1,104,987
Total Full-time Equivalent Employees	0.00	0.00	0.00	0.00

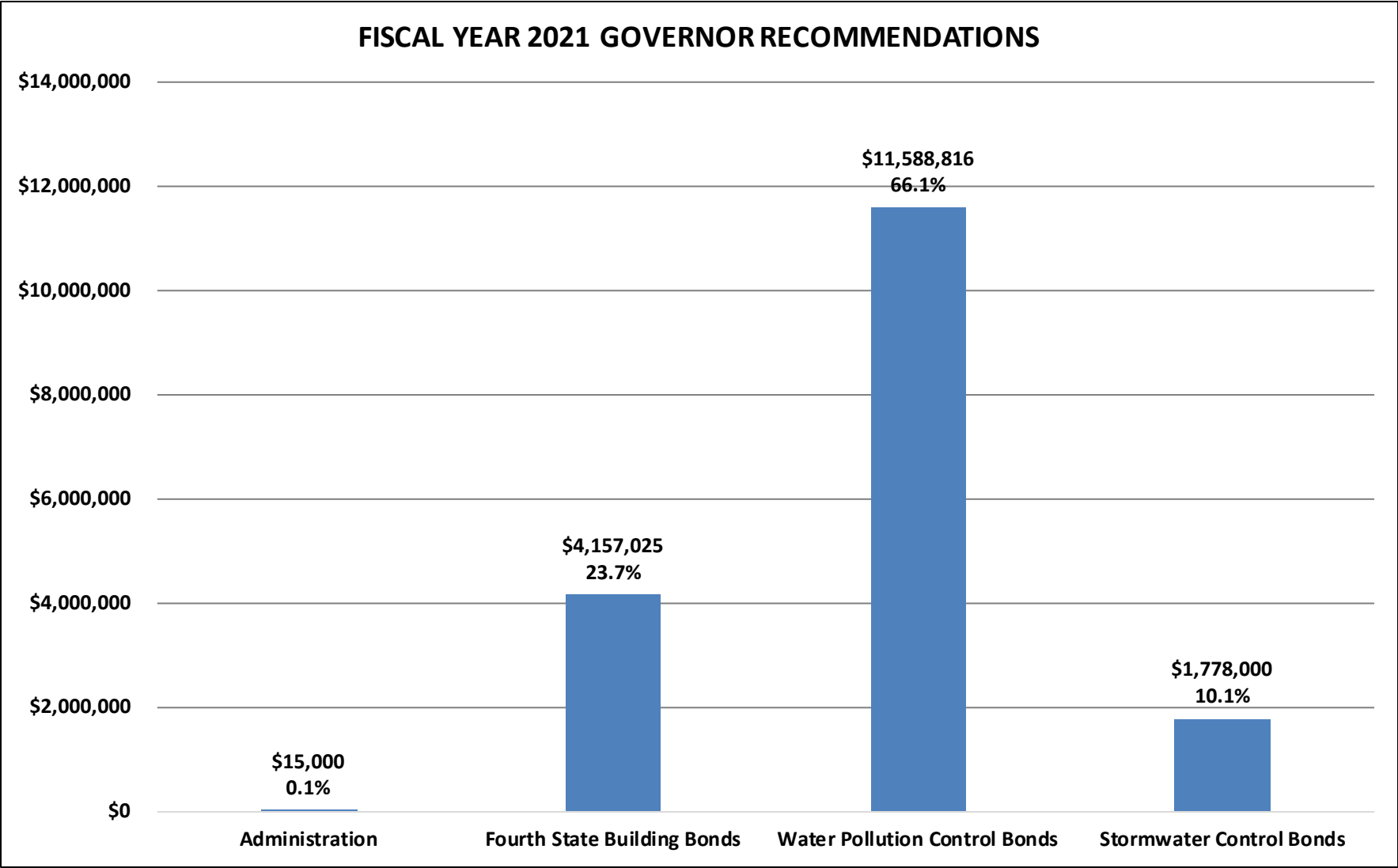
Moody's Investors Service, Standard and Poor's Corporation, and Fitch Ratings have consistently awarded the State of Missouri's bond issues the highest rating: "Triple A". Missouri is one of only 13 states with this rating from all three rating organizations. Voter-approved state constitutional provisions allow for specific general obligation bond issuances. Current general obligation bonds serve three purposes:

Fourth State Building Bonds: In August 1994, Missouri voters approved a \$250 million fourth state building bond issuance to provide essential prison capacity, new juvenile offender residential beds, and significant new higher education construction and renovation.

Water Pollution Control Bonds: Missouri voters approved several water pollution control bond issuances totaling \$725 million. Water pollution control bond proceeds help local governments construct wastewater and stormwater control facilities and improve public drinking water systems. These infrastructure improvements support local economic development, protect Missouri waterways from pollution, and help ensure safe drinking water supplies.

Stormwater Control Bonds: In November 1998, Missouri voters approved stormwater control bond issuances of \$200 million for stormwater control plans, studies, and projects.

PUBLIC DEBT



PUBLIC DEBT

ADMINISTRATION OF PUBLIC DEBT

The Board of Fund Commissioners administer the state's general obligation bonded indebtedness. The following members comprise the board pursuant to Section 33.300, RSMo: Governor, Lieutenant Governor, Attorney General, State Treasurer, and Commissioner of Administration. Selling and processing the state's general obligation bonds results in administrative costs. The board directs the payment of state debt principal and interest. Moody's Investors Service, Standard and Poor's Corporation, and Fitch Ratings rate the State of Missouri general obligation bonds as "Triple A". Additionally, the Board of Fund Commissioners must repay the United States Treasury excess interest earnings (arbitrage rebate) on water pollution control bonds, stormwater control bonds, and fourth state building bonds.

Fiscal Year 2021 Governor's Recommendations

- \$15,000 for the administration of public debt.

FOURTH STATE BUILDING BONDS DEBT SERVICE

Under Article III, Section 37, Missouri Constitution, Missouri voters authorized \$250 million in fourth state building bonds for state facilities and higher education institutions capital improvement projects. The General Assembly authorized bonds on a cash-as-needed basis to meet scheduled construction timetables. The Office of Administration has issued all \$250 million in voter-approved bonds. The Office of Administration transfers general revenue to the Fourth State Building Bond and Interest Fund one year in advance of its required payment of principal, interest, and fees.

Fiscal Year 2021 Governor's Recommendations

- \$4,157,025 for the transfer of general revenue for debt service on currently outstanding fourth state building bonds.

PUBLIC DEBT

SUMMARY OF FOURTH STATE BUILDING BONDS ISSUANCES

Issuance	Final Maturity Fiscal Year	Principal Amount Issued	Principal Amount Repaid	Principal Amount Refunded/Defeased	Principal Outstanding As of 1/1/20
Series A 1995	2005	\$ 75,000,000	\$ 18,700,000	\$ 56,300,000	\$ 0
Series A 1996	Refunded	125,000,000	24,800,000	100,200,000	0
Series A 1998	Refunded	50,000,000	9,030,000	40,970,000	0
Totals Excluding Refunding Issuances		\$ 250,000,000	\$ 52,530,000	\$ 197,470,000	\$ 0
Series A 2002 Refunding	Refunded	154,840,000	35,335,000	119,505,000	0
Series A 2005 Refunding	2017	45,330,000	42,825,000	2,505,000	0
Series A 2010 Refunding	2023	9,060,000	6,100,000	0	2,960,000
Series A 2012 Refunding	2022	100,395,000	94,315,000	0	6,080,000
Totals Including Refunding Issuances		\$ 559,625,000	\$ 231,105,000	\$ 319,480,000	\$ 9,040,000

FOURTH STATE BUILDING BONDS COMPOSITE SCHEDULE OF DEBT SERVICE REQUIREMENTS

FISCAL YEAR	PRINCIPAL	INTEREST	TOTAL
1996	\$ 1,380,000.00	\$ 4,311,020.00	\$ 5,691,020.00
1997	1,480,000.00	7,773,776.25	9,253,776.25
1998	4,260,000.00	11,177,882.50	15,437,882.50
1999	5,625,000.00	13,406,382.50	19,031,382.50
2000	5,900,000.00	13,077,082.50	18,977,082.50
2001	6,160,000.00	12,716,357.50	18,876,357.50
2002	6,470,000.00	12,339,770.00	18,809,770.00
2003	6,765,000.00	8,366,104.31	15,131,104.31
2004	7,080,000.00	4,447,762.50	11,527,762.50
2005	7,410,000.00	3,992,137.50	11,402,137.50
2006	0.00	2,930,666.67	2,930,666.67
2007	1,470,000.00	3,447,950.00	4,917,950.00
2008	7,780,000.00	3,255,600.00	11,035,600.00
2009	8,130,000.00	2,771,500.00	10,901,500.00
2010	10,320,000.00	2,310,250.00	12,630,250.00
2011	0.00	2,423,594.44	2,423,594.44
2012	0.00	2,492,000.00	2,492,000.00
2013	8,945,000.00	4,182,183.89	13,127,183.89
2014	7,730,000.00	5,669,975.00	13,399,975.00
2015	19,100,000.00	5,115,650.00	24,215,650.00
2016	20,670,000.00	4,208,900.00	24,878,900.00
2017	26,890,000.00	3,135,900.00	30,025,900.00
2018	23,815,000.00	2,054,275.00	25,869,275.00
2019	24,855,000.00	1,072,525.00	25,927,525.00
2020	9,455,000.00	420,375.00	9,875,375.00
2021	3,955,000.00	215,950.00	4,170,950.00
2022	4,050,000.00	107,025.00	4,157,025.00
2023	1,035,000.00	25,875.00	1,060,875.00
TOTAL	\$ 230,730,000.00	\$ 137,448,470.56	\$ 368,178,470.56

Total principal issued includes refunding issuances of \$309,625,000 which does not count toward the \$250 million constitutional authorization. Total principal has also been reduced by \$1,035,000 of legally defeased bonds.

PUBLIC DEBT

WATER POLLUTION CONTROL BONDS DEBT SERVICE

Under Article III, Section 37, Missouri Constitution, Missouri voters authorized selling \$725 million in water pollution control bonds. The General Assembly authorizes bond increments on a cash-as-needed basis to fund Missouri Clean Water Commission approved wastewater treatment projects. Excluding refunding issuances, the state has issued \$594.5 million in bonds. The Water Pollution Control Bond and Interest Fund accepts a general revenue transfer one year in advance of the required payment of principal, interest, and fees.

Fiscal Year 2021 Governor's Recommendations

- \$11,588,816 for the transfer of funds for debt service on currently outstanding water pollution control bonds, including \$10,483,829 general revenue.

SUMMARY OF WATER POLLUTION CONTROL BONDS ISSUANCES

Issuance	Final Maturity Fiscal Year	Principal Amount Issued	Principal Amount Repaid	Principal Amount Refunded/Defeased	Principal Outstanding As of 1/1/20
Series A 1974	1999	8,000,000	8,000,000	0	0
Series A 1977	1997	31,494,240	31,494,240	0	0
Series A 1983	Refunded	20,000,000	3,585,000	16,415,000	0
Series A 1985	Refunded	20,000,000	425,000	19,575,000	0
Series B 1987	Refunded	35,000,000	4,305,000	30,695,000	0
Series A 1991	Refunded	35,000,000	7,650,000	27,350,000	0
Series A 1993	2004	30,000,000	7,650,000	22,350,000	0
Series A 1996	Refunded	35,000,000	6,940,000	28,060,000	0
Series A 1999	Refunded	20,000,000	2,405,000	17,595,000	0
Series A 2002	Refunded	30,000,000	6,550,000	23,450,000	0
Series B 1991 Refunding	Refunded	17,435,000	6,080,000	11,355,000	0
Series B 1992 Refunding	Refunded	50,435,000	16,840,000	33,595,000	0
Series B 2002 Refunding	Refunded	147,710,000	70,640,000	77,070,000	0
Series A 2005 Refunding	2017	95,100,000	86,505,000	8,595,000	0
Series A 2012 Refunding	2020	62,460,000	62,460,000	0	0
Totals Including Refunding Issuances		\$ 1,316,444,240	\$ 562,114,240	\$ 723,795,000	\$ 30,535,000

PUBLIC DEBT

**WATER POLLUTION CONTROL BONDS
COMPOSITE SCHEDULE OF DEBT SERVICE REQUIREMENTS**

FISCAL YEAR	PRINCIPAL	INTEREST	TOTAL
1973	\$ 570,000.00	\$ 930,188.68	\$ 1,500,188.68
1974	485,000.00	986,240.00	1,471,240.00
1975	705,000.00	1,751,569.56	2,456,569.56
1976	1,105,000.00	2,145,455.00	3,250,455.00
1977	1,160,000.00	2,080,357.50	3,240,357.50
1978	2,129,240.00	3,259,522.70	5,388,762.70
1979	2,240,000.00	3,405,992.50	5,645,992.50
1980	2,355,000.00	3,278,505.00	5,633,505.00
1981	2,475,000.00	3,146,440.00	5,621,440.00
1982	3,135,000.00	4,730,807.06	7,865,807.06
1983	3,165,000.00	4,694,670.00	7,859,670.00
1984	3,580,000.00	6,591,015.00	10,171,015.00
1985	3,915,000.00	6,805,965.00	10,720,965.00
1986	4,325,000.00	8,378,860.00	12,703,860.00
1987	4,650,000.00	10,567,758.28	15,217,758.28
1988	4,840,000.00	11,131,392.44	15,971,392.44
1989	6,805,000.00	13,815,388.63	20,620,388.63
1990	7,225,000.00	14,573,892.38	21,798,892.38
1991	8,240,000.00	15,275,401.13	23,515,401.13
1992	8,770,000.00	14,529,565.51	23,299,565.51
1993	10,110,000.00	16,610,720.57	26,720,720.57
1994	11,540,000.00	15,670,014.33	27,210,014.33
1995	13,690,000.00	16,312,826.27	30,002,826.27
1996	13,880,000.00	17,131,521.28	31,011,521.28
1997	14,790,000.00	17,175,506.28	31,965,506.28
1998	12,605,000.00	17,258,681.28	29,863,681.28
1999	14,210,000.00	18,152,123.78	32,362,123.78
2000	14,525,000.00	17,798,035.65	32,323,035.65
2001	15,690,000.00	17,488,317.53	33,178,317.53
2002	16,375,000.00	16,920,016.28	33,295,016.28
2003	15,325,000.00	12,911,579.82	28,236,579.82
2004	12,470,000.00	9,526,278.91	21,996,278.91
2005	13,075,000.00	9,429,707.52	22,504,707.52
2006	11,130,000.00	7,214,554.17	18,344,554.17
2007	11,735,000.00	7,721,087.50	19,456,087.50
2008	13,895,000.00	7,552,927.97	21,447,927.97
2009	14,270,000.00	7,312,643.76	21,582,643.76
2010	22,825,000.00	6,392,656.26	29,217,656.26
2011	0.00	9,148,647.09	9,148,647.09
2012	37,335,000.00	8,830,268.76	46,165,268.76
2013	20,615,000.00	8,737,650.98	29,352,650.98
2014	42,010,000.00	8,547,456.26	50,557,456.26
2015	32,695,000.00	6,982,318.76	39,677,318.76
2016	31,685,000.00	5,557,675.01	37,242,675.01
2017	25,865,000.00	4,248,706.26	30,113,706.26
2018	24,960,000.00	3,110,231.26	28,070,231.26
2019	12,295,000.00	2,281,631.26	14,576,631.26
2020	10,640,000.00	1,739,556.26	12,379,556.26
2021	10,355,000.00	1,241,006.26	11,596,006.26
2022	10,860,000.00	728,815.63	11,588,815.63
2023	9,320,000.00	233,000.00	9,553,000.00
TOTAL	\$ 592,649,240.00	\$ 432,045,149.32	\$ 1,024,694,389.32

Total principal issued includes refunding issuance of \$721,950,000 which does not count toward the \$725 million constitutional authorization. Total principal has also been reduced by \$80,000 of legally defeased bonds.

PUBLIC DEBT

STORMWATER CONTROL BONDS DEBT SERVICE

Under Article III, Section 37, Missouri Constitution, Missouri voters authorized selling \$200 million in stormwater control bonds. The General Assembly authorizes increments of bonds on a cash-as-needed basis to fund stormwater control projects. Excluding refunding issuances, the state has issued \$45 million in bonds. The Stormwater Control Bond and Interest Fund accepts a general revenue transfer one year in advance of payment of principal, interest, and fees.

Fiscal Year 2021 Governor's Recommendations

- \$1,778,000 for the transfer of general revenue for debt service on currently outstanding stormwater control bonds.

SUMMARY OF STORMWATER CONTROL BONDS ISSUANCES

Issuance	Final Maturity Fiscal Year	Principal Amount Issued	Principal Amount Repaid	Principal Amount Refunded/Defeased	Principal Outstanding As of 1/1/20
Series A 1999	Refunded	\$ 20,000,000	\$ 2,405,000	\$ 17,595,000	\$ 0
Series A 2001	Refunded	10,000,000	2,445,000	7,555,000	0
Series A 2002	2016	15,000,000	4,885,000	10,115,000	0
Totals Excluding Refunding Issuances		\$ 45,000,000	\$ 9,735,000	\$ 35,265,000	\$ 0
Series A 2005 Refunding	2016	17,175,000	16,270,000	905,000	0
Series A 2010 Refunding	2023	15,150,000	10,195,000	0	4,955,000
Totals Including Refunding Issuances		\$ 77,325,000	\$ 36,200,000	\$ 36,170,000	\$ 4,955,000


PUBLIC DEBT

**STORMWATER CONTROL BONDS
COMPOSITE SCHEDULE OF DEBT SERVICE REQUIREMENTS**

FISCAL YEAR	PRINCIPAL	INTEREST	TOTAL
2000	\$ 0.00	\$ 541,461.88	\$ 541,461.88
2001	445,000.00	1,070,352.51	1,515,352.51
2002	695,000.00	1,163,568.76	1,858,568.76
2003	725,000.00	1,215,835.01	1,940,835.01
2004	1,095,000.00	1,255,276.26	2,350,276.26
2005	1,145,000.00	1,198,976.26	2,343,976.26
2006	650,000.00	839,744.44	1,489,744.44
2007	680,000.00	1,015,762.50	1,695,762.50
2008	705,000.00	979,368.75	1,684,368.75
2009	730,000.00	953,500.00	1,683,500.00
2010	1,405,000.00	901,062.50	2,306,062.50
2011	0.00	1,487,812.22	1,487,812.22
2012	2,390,000.00	1,542,450.00	3,932,450.00
2013	4,580,000.00	1,376,100.00	5,956,100.00
2014	5,015,000.00	1,152,350.00	6,167,350.00
2015	5,325,000.00	904,750.00	6,229,750.00
2016	5,040,000.00	650,400.00	5,690,400.00
2017	1,295,000.00	494,125.00	1,789,125.00
2018	1,360,000.00	427,750.00	1,787,750.00
2019	1,425,000.00	358,125.00	1,783,125.00
2020	1,495,000.00	285,125.00	1,780,125.00
2021	1,570,000.00	208,500.00	1,778,500.00
2022	1,650,000.00	128,000.00	1,778,000.00
2023	1,735,000.00	43,375.00	1,778,375.00
TOTAL	\$ 41,155,000.00	\$ 20,193,771.09	\$ 61,348,771.09

Total principal issued includes refunding issuances of \$32,325,000 which does not count toward the \$200 million constitutional authorization. Total principal has also been reduced by \$1,875,000 of legally defeased bonds.

Missouri public schools: the best choice ... the best results!



The staff of the Department of Elementary and Secondary Education (DESE) is made up of Missourians who are committed to improving the quality of education in our state, providing access to excellent educators for every student, and helping schools provide the opportunity for each child to succeed in school and in life.

In addition to the Commissioner of Education, the Department operates two divisions; Financial and Administrative Services and Learning Services.

Division of Financial and Administrative Services

This division is responsible for distributing all federal and state funds to local school districts and other agencies that provide education-related services. The division assists local school officials with budgeting, audits, and the reporting of financial statistics, both state and federal.

The division also provides assistance with school administrative and governance issues. Other personnel in this division administer the federally-funded school lunch and breakfast programs. This division also manages the department's internal business operations, such as accounting and procurement, budget, and human resources.

Division of Learning Services

This division is responsible for all of the department's activities related to educational success of students, educators, and schools. The division offices include:

- Office of Quality Schools
- Office of College and Career Readiness
- Office of Special Education*
- Office of Educator Quality
- Office of Adult Learning and Rehabilitative Services
- Office of Data System Management

*The Office of Special Education within this Division of Learning Services oversees the operation of the three school systems administered by the State Board of Education. These are the Missouri School for the Blind, the Missouri School for the Deaf and the Missouri Schools for the Severely Disabled.

Duties of the Commissioner of Education

The Commissioner of Education directs the Department of Elementary and Secondary Education and fulfills other duties as prescribed by law (Section 161.122, RSMo). The law states that the Commissioner shall "seek in every way to elevate the standards and efficiency of the instruction given in the public schools of the state."



Our Vision

*Missouri public schools:
the best choice ...
the best results!*

Our Mission

*To guarantee the superior
preparation and performance of
every child in school and in life.*



Missouri has a plan to ensure access to high-quality education for students. The plan is called Show-Me Success, and it has one overarching goal: All Missouri students will graduate ready for success.



#ShowMeSuccess

DEPARTMENT OF ELEMENTARY AND SECONDARY EDUCATION

FINANCIAL SUMMARY

	FY 2019 EXPENDITURE	FY 2020 APPROPRIATION	FY 2021 REQUEST	FY 2021 GOVERNOR RECOMMENDS
Financial and Administrative Services	\$ 304,445,683	\$ 342,105,012	\$ 342,147,642	\$ 342,329,947
Foundation Formula	3,466,585,958	3,553,211,885	3,563,226,234	3,565,314,234
Other Public School Aid	1,295,987,450	1,349,956,778	1,427,950,661	1,386,942,782
Division of Learning Services	849,389,494	962,048,004	979,883,178	983,447,523
Board Operated Schools	48,778,675	56,574,982	57,186,972	57,386,060
Missouri Public Charter School Commission	451,795	3,578,240	3,625,892	3,585,858
Missouri Commission for the Deaf and Hard of Hearing	558,741	1,203,305	6,215,643	1,317,159
Missouri Assistive Technology Council	2,607,726	4,367,384	4,376,542	4,381,014
State Legal Expense Fund Transfer	0	1	1	1
DEPARTMENTAL TOTAL	\$ 5,968,805,522	\$ 6,273,045,591 *	\$ 6,384,612,765	\$ 6,344,704,578
General Revenue Fund	3,463,952,716	3,542,377,186	3,642,126,631	3,578,499,068
Federal Funds	968,867,526	1,114,399,744	1,127,537,634	1,137,472,855
School District Bond Fund	378,541	492,000	492,000	492,000
Outstanding Schools Trust Fund ¹	4,980	81,973	81,973	204,068
Bingo Proceeds for Education Fund	1,865,014	1,876,355	1,876,355	1,876,355
Lottery Proceeds Fund	181,599,163	183,650,997	183,650,997	180,290,475
State School Moneys Fund ²	54,816,454	69,407,907	69,407,907	69,285,812
Excellence in Education Fund	1,841,231	2,970,081	3,010,455	3,012,639
School District Trust Fund ³	913,962,588	958,400,000	958,400,000	972,900,000
Missouri Charter Public School Commission Funds	183,983	2,797,705	3,121,967	3,085,858
Missouri Commission for the Deaf and Hard of Hearing Funds	0	153,954	154,471	154,826
Missouri Assistive Technology Council Funds	1,247,298	1,708,952	1,709,749	1,710,296
Classroom Trust Fund ⁴	343,908,779	349,999,054	349,999,054	353,359,576
Part C Early Intervention System Fund	5,947,862	13,000,000	11,500,000	11,500,000
Early Childhood Development, Education and Care Fund	28,554,927	27,464,533	27,464,533	26,589,250
Other Funds	1,674,460	4,265,150	4,079,039	4,271,500
Total Full-time Equivalent Employees	1,550.32	1,652.18	1,654.18	1,651.18
General Revenue Fund	743.60	786.52	784.52	784.52
Federal Funds	790.18	846.91	847.91	845.91
Other Funds	16.54	18.75	21.75	20.75

* Does not include \$40,518,752 recommended in the Fiscal Year 2020 Supplemental Appropriations. See the Supplemental section of the Missouri Budget for details regarding the Department of Elementary and Secondary Education supplemental appropriations.

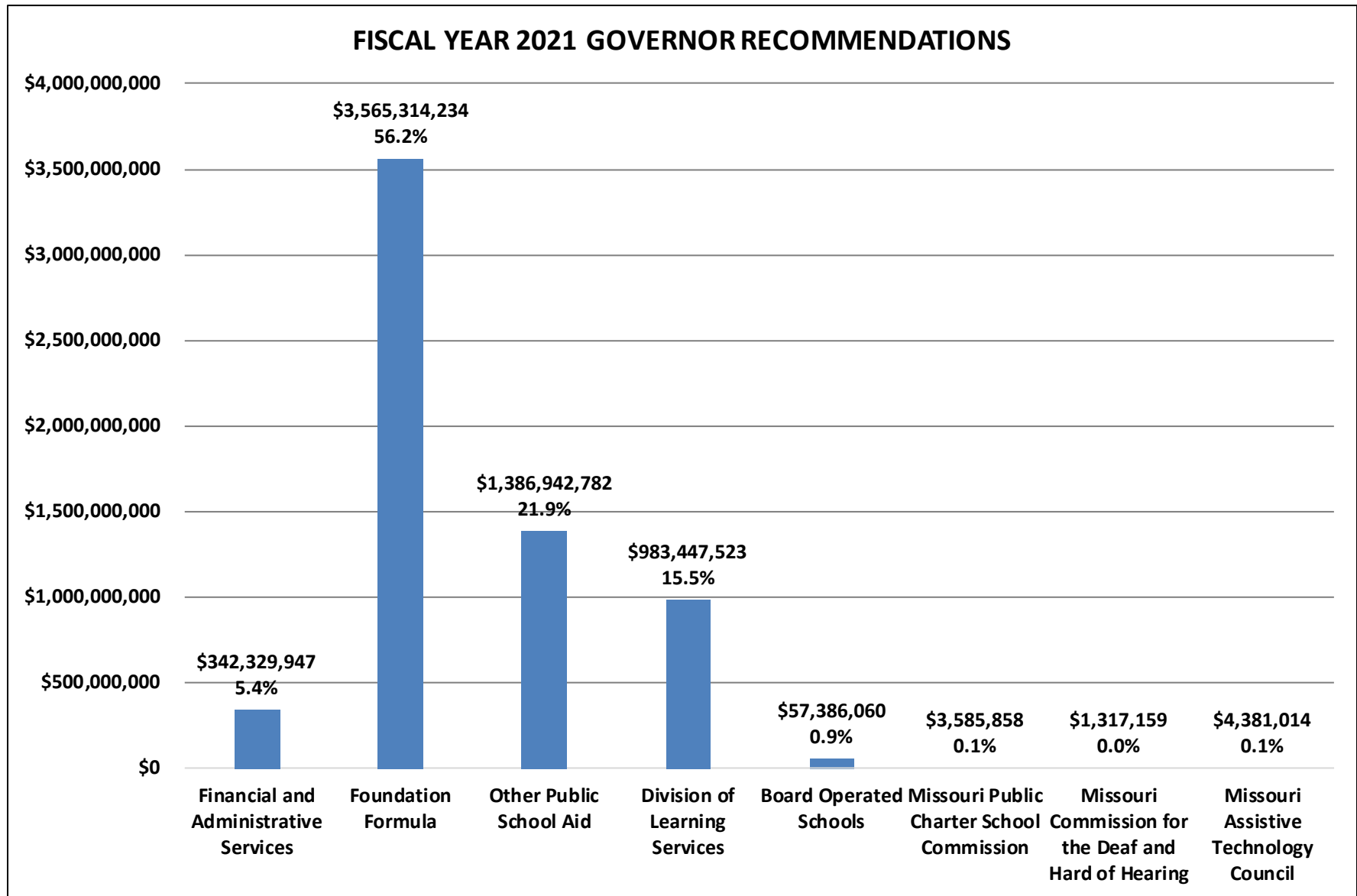
¹ Outstanding Schools Trust Fund receives transfers from general revenue.

² State School Moneys Fund receives transfers from General Revenue-County Foreign Insurance Tax, The Fair Share Fund, and revenues from cigarette taxes.

³ School District Trust Fund receives revenues generated by a one cent sales tax (Proposition C).

⁴ Classroom Trust Fund receives transfers from the Gaming Proceeds for Education Fund and unclaimed lottery prizes.

DEPARTMENT OF ELEMENTARY AND SECONDARY EDUCATION



**DEPARTMENT OF ELEMENTARY AND SECONDARY EDUCATION
DIVISION OF FINANCIAL AND ADMINISTRATIVE SERVICES**

FINANCIAL SUMMARY

	FY 2019 EXPENDITURE	FY 2020 APPROPRIATION	FY 2021 GOVERNOR RECOMMENDS
Financial and Administrative Services	\$ 4,129,927	\$ 4,769,834	\$ 4,994,770
School Nutrition Services	299,236,369	321,443,177	321,443,177
School District Bond Program	378,541	492,000	492,000
Federal Grants and Donations	673,503	15,000,000	15,000,000
School Broadband Fund -Transfer	0	1	0
Early Grade Reading Assessments	27,343	400,000	400,000
TOTAL	\$ 304,445,683	\$ 342,105,012	\$ 342,329,947
General Revenue Fund	5,315,053	5,811,571	5,955,023
Federal Funds	298,752,089	335,797,195	335,880,349
Other Funds	378,541	496,246	494,575
Total Full-time Equivalent Employees	68.76	72.00	73.00

The Financial and Administrative Services Division provides administrative support for the department. These duties include the distribution of all federal and state funds to local school districts and other agencies and the supervision and administration of the School Food Services Program, School District Bond Program, and the Foundation Program. The division also provides assistance with school administrative and governance issues. Other personnel in this division administer the federally-funded school lunch and breakfast programs. This division also manages the department's internal business operations, such as accounting and procurement, budget, and human resources.

Fiscal Year 2021 Governor's Recommendations

- \$184,845 for performance incentives for high-achieving department employees, including \$83,275 general revenue.
- \$39,572 for pay plan, including \$19,229 general revenue.
- \$60,214 for pay plan to move to market-based minimums, including \$36,188 general revenue.
- \$57,118 for the remaining pay periods of the Fiscal Year 2020 approved pay plan, including \$27,476 general revenue.
- \$2,855 federal funds for the remaining pay periods of the Fiscal Year 2020 approved pay plan associated with the recently completed compensation study to move to market-based minimums.
- Two staff reallocated from Board Operated Schools.
- (\$91,814) reallocated to various divisions for mileage reimbursement costs, including (\$22,715) general revenue.
- (\$27,855) and (one) staff core reduction from the Fiscal Year 2020 appropriation level, including (\$1) general revenue.

**DEPARTMENT OF ELEMENTARY AND SECONDARY EDUCATION
PUBLIC SCHOOL AID**

FINANCIAL SUMMARY

	FY 2019 EXPENDITURE	FY 2020 APPROPRIATION	FY 2021 GOVERNOR RECOMMENDS
Foundation - Formula	\$ 3,466,585,958	\$ 3,553,211,885	\$ 3,565,314,234
Foundation - Small Schools Program	15,000,000	15,000,000	15,000,000
Foundation - Transportation	102,547,713	107,547,713	117,547,713
Foundation - Early Childhood Special Education	192,813,349	194,567,259	206,543,263
Foundation - Career Education	50,069,028	50,069,028	50,069,028
Foundation - Early Childhood Development/PAT	18,000,000	21,058,000	21,058,000
School District Trust Fund	913,962,588	958,400,000	972,900,000
Public School Disaster Relief	1,500,000	0	0
Community In Schools	0	200,000	0
Missouri Course Access and Virtual School Program	175,223	589,778	1,099,778
Critical Needs/Professional Development	291,000	300,000	300,000
School Board Training	23,549	25,000	25,000
Urban Teaching Program	1,455,000	1,500,000	1,700,000
STEM Awareness Program	150,000	250,000	250,000
Computer Science Education Program	0	450,000	450,000
TOTAL	\$ 4,762,573,408	\$ 4,903,168,663	\$ 4,952,257,016
General Revenue Fund	3,276,272,905	3,347,474,481	3,382,062,834
Other Funds	1,486,300,503	1,555,694,182	1,570,194,182
Total Full-time Equivalent Employees	0.00	0.00	0.00

A multitude of programs and funding sources are used to ensure all Missouri children receive a quality education. The bulk of state aid is distributed to districts via the foundation formula. The foundation formula distributes state aid to Missouri schools based on a per-student adequacy target. State funds are distributed to school districts based on the adequacy target times the number of students, minus the funding provided through local property taxes collected in 2004 and other taxes. The formula provides additional funding for children struggling with the English language, financial constraints, and special needs. In addition, the formula uses a regional dollar value modifier to address cost of living differences throughout the state.

In addition to the State's General Revenue Fund, revenues from The Fair Share Fund, County Foreign Insurance Tax, Lottery Proceeds Fund, Gaming Proceeds for Education Fund, and the State School Moneys Fund are distributed via the foundation formula.

- The Fair Share Fund revenues are generated from tax receipts from four cents per cigarette pack.
- County Foreign Insurance Tax revenues are generated from the receipts of a two percent, per annum tax levied on the direct premiums of insurance companies not based in Missouri but doing business in Missouri. One-half of the net receipts of the County Foreign Insurance Tax from the previous year are distributed to school districts.
- Lottery Proceeds Fund revenues are generated from Missouri State Lottery revenue.
- Gaming Proceeds for Education Fund revenues are generated from a tax on riverboat gaming adjusted gross receipts, which are distributed to school districts through the Classroom Trust Fund as a component of the foundation formula.
- State School Moneys Fund receives tax receipts from nine cents per cigarette pack.

DEPARTMENT OF ELEMENTARY AND SECONDARY EDUCATION

PUBLIC SCHOOL AID

Missouri's Public School Aid includes funding for foundation categorical add-on programs, including Early Childhood Special Education, Transportation, Career Education, and the Early Childhood Development Programs.

The Small School Success Program provides additional funding for small school districts throughout the state. The School District Trust Fund provides additional funding distributed directly to districts to be used largely at their discretion. School District Trust Fund revenues are generated from Proposition C, which collects a one percent sales tax for elementary and secondary education.

The Missouri Course Access and Virtual School Program provides opportunities to earn credit in courses that have teacher shortages.

Fiscal Year 2021 Governor's Recommendations

- \$14,500,000 School District Trust Fund to distribute additional revenue to school districts.
- \$11,976,004 for the Early Childhood Special Education Program.
- \$10,014,349 for the foundation formula.
- \$10,000,000 for the foundation transportation program.
- \$2,000,000 for the foundation formula to include current year attendance for early childhood students.
- \$500,000 for the statewide expansion of an online learning platform.
- \$200,000 for the recruitment of teachers in urban schools.
- \$88,000 for the foundation formula to allow school districts to attribute no less than 95 percent attendance to any student who has completed a virtual course.
- \$10,000 for the development of high school curriculum for an online employment program.
- (\$200,000) core reduction from the Fiscal Year 2020 appropriation level.

**DEPARTMENT OF ELEMENTARY AND SECONDARY EDUCATION
DIVISION OF LEARNING SERVICES**

FINANCIAL SUMMARY

	FY 2019 EXPENDITURE	FY 2020 APPROPRIATION	FY 2021 GOVERNOR RECOMMENDS
Division of Learning Services	\$ 12,504,585	\$ 14,510,426	\$ 15,187,594
Excellence In Education Fund	1,841,231	2,965,835	3,010,064
Dyslexia Programs	242,501	400,000	400,000
Title I Academic Standards and Assessments	234,643,676	260,000,000	260,000,000
Homeless and Comprehensive School Health	1,133,216	1,500,000	1,500,000
Stephen M Ferman Memorial for Gifted Education	176	9,027	9,027
Scholars and Fine Arts Academies	121,250	275,000	0
Early Childhood Program	6,191,982	10,517,913	14,342,630
Performance Based Assessment	20,425,093	21,583,468	21,583,468
Title II Improve Teacher Quality	33,001,323	44,000,000	44,000,000
Right from the Start	167,969	0	0
Title V, Part B - Rural and Low-Income Schools	2,822,952	3,500,000	3,500,000
Title III, Part A - Language Acquisition	4,533,995	5,800,000	5,800,000
Title IV, Part A - Student Support/Academic Enrichment	7,999,576	8,000,000	21,000,000
Federal Refugees	228,589	300,000	300,000
Character Education Initiatives	9,700	10,000	0
Teacher of the Year	27,180	40,000	40,000
Vocational Rehabilitation	105,395,017	131,020,520	135,363,121
Career Education	53,252,448	58,686,301	59,686,301
Special Education	364,847,035	398,246,366	396,746,366
Missouri Healthy Schools	0	283,148	283,148
High School Equivalency	0	400,000	695,804
TOTAL	\$ 849,389,494	\$ 962,048,004	\$ 983,447,523
General Revenue Fund	138,407,557	142,811,750	143,580,149
Federal Funds	666,440,071	769,569,581	792,531,755
Other Funds	44,541,866	49,666,673	47,335,619
Total Full-time Equivalent Employees	834.73	881.86	884.86

DEPARTMENT OF ELEMENTARY AND SECONDARY EDUCATION

DIVISION OF LEARNING SERVICES

Quality Schools – The Office of Quality Schools is responsible for the oversight of the Missouri School Improvement Program (MSIP), the accreditation/accountability system for public school districts. This office administers a wide range of state and federally funded programs that assist local schools (Title I, Title III, and other federal programs), charter and other innovative schools, as well as developing a statewide system of support for schools, communities, and families. Schools are also provided assistance on federal and state-developed improvement initiatives which are coordinated with other state and regional services. This office is also responsible for the oversight of the department's efforts to expand and to improve early and extended learning opportunities for children, and provides support for teachers, programs, parents, and families.

College and Career Readiness – The Office of College and Career Readiness provides technical assistance to local school personnel in the adoption and implementation of the state's performance standards and curriculum development for all content areas. This office assists comprehensive high schools, area career centers, and post-secondary institutions with the approval and monitoring of the Carl D. Perkins Career and Technical Education Act programming. This office is also responsible for the development and oversight of the Missouri Assessment Program (MAP), as well as the administration of the National Assessment of Educational Progress (NAEP).

Special Education – The Office of Special Education administers state and federal funds to support services for students and adults with disabilities. This office works with other state and local agencies to coordinate the Missouri First Steps Program, which provides early intervention services for infants and toddlers with disabilities and their families. The office works with local school districts in developing and improving special education services for students ages 3 to 21 with disabilities. Financial and technical support for all approved sheltered workshops in the state is provided through this office. Sheltered workshops provide employment for adults with disabilities. This office also oversees the operation of three school systems administered by the State Board of Education. These are the Missouri School for the Blind, the Missouri School for the Deaf, and the Missouri Schools for Severely Disabled. Through their outreach programs and consulting services, the schools assist local school personnel and families throughout the state in meeting the needs of children with disabilities.

Educator Quality – The Office of Educator Quality is responsible for approving public and private educator preparation programs. This office issues certificates (licenses) to all professional personnel who work in Missouri's schools, as well as assists with the review of certificate-holders who are charged with misconduct. This office is responsible for the implementation of teacher, principal, and administrator standards, as well as the implementation of Missouri's Educator Evaluation System.

Adult Learning and Rehabilitation Services – The Office of Adult Learning and Rehabilitation Services administers statewide adult education services, including adult education and literacy, the high school equivalency-testing program (HiSET), and veteran's education. The office provides specialized services to adult citizens with disabilities to help them achieve employment and independence. Offices are maintained across the state to provide convenient services to clients. Office personnel provide individualized counseling, training, and other services to help clients achieve gainful employment or independent living. This office currently administers Independent Living Center programs across the state. These centers provide counseling, advocacy, personal care, and training in independent living skills for adults with disabilities. The Disability Determinations Program is part of this office and operates under regulations of the Social Security Administration. Located in offices across the state, Disability Determinations Program personnel adjudicate claims from Missouri residents seeking federal disability benefits.

Data System Management – The Office of Data System Management is responsible for the development and implementation of the Missouri Comprehensive Data System (MCDS) which includes the student-level record system, Missouri Student Information System (MOSIS) and Core Data, a web-based data collection system of education-related statistics. The office collects and generates data to inform the public about school performance and to meet federal reporting requirements and compliance, and provides data utilized in research and analysis that impacts policy decision-making.

**DEPARTMENT OF ELEMENTARY AND SECONDARY EDUCATION
DIVISION OF LEARNING SERVICES**

Fiscal Year 2021 Governor's Recommendations

- \$13,000,000 federal funds to support the Title IV, Part A Student Support and Academic Enrichment Program.
- \$11,200,000 federal funds to implement an interagency effort to provide regional access to coordinated early childhood services.
- \$3,148,493 to maximize federal funds for Vocational Rehabilitation services, including \$541,454 general revenue.
- \$1,000,000 federal funds for career education distributions to schools.
- \$327,185 federal funds for the retention of skilled Disability Determinations staff.
- \$295,804 to support High School Equivalency examination fees for first-time test takers.
- \$424,919 for pay plan, including \$39,596 general revenue.
- \$477,463 for pay plan to move to market-based minimums, including \$112,261 general revenue.
- \$609,300 for the remaining pay periods of the Fiscal Year 2020 approved pay plan, including \$55,116 general revenue.
- \$2,419 federal funds for the remaining pay periods of the Fiscal Year 2020 approved pay plan associated with the recently completed compensation study to move to market-based minimums.
- \$74,219 reallocated from the Division of Financial and Administrative Services for mileage reimbursement costs, including \$9,168 general revenue.
- Three staff reallocated from Board Operated Schools.
- (\$9,160,283) core reduction from the Fiscal Year 2020 appropriation level, including (\$285,000) general revenue.

**DEPARTMENT OF ELEMENTARY AND SECONDARY EDUCATION
BOARD OPERATED SCHOOLS**

FINANCIAL SUMMARY

	FY 2019 EXPENDITURE	FY 2020 APPROPRIATION	FY 2021 GOVERNOR RECOMMENDS
Board Operated Schools	\$ 48,361,714	\$ 54,825,482	\$ 55,636,560
School for Deaf Trust Fund	925	49,500	49,500
School for Blind Trust Fund	416,036	1,500,000	1,500,000
Handicapped Children's Trust Fund	0	200,000	200,000
TOTAL	\$ 48,778,675	\$ 56,574,982	\$ 57,386,060
General Revenue Fund	43,200,914	45,199,497	45,989,149
Federal Funds	3,295,786	7,749,630	7,771,056
Other Funds	2,281,975	3,625,855	3,625,855
Total Full-time Equivalent Employees	631.21	677.92	672.92

The State Board of Education operates two residential facilities, the Missouri School for the Blind in St. Louis and the Missouri School for the Deaf in Fulton, and day-school facilities – the Missouri Schools for the Severely Disabled located throughout the state. The Department of Elementary and Secondary Education oversees the distribution of state, federal, and private donations to these institutions.

- The Missouri School for the Blind offers elementary and secondary education in a residential school environment for blind or visually impaired students from ages 5 to 21 years.
- The Missouri School for the Deaf provides elementary and secondary education in a residential school environment for deaf- or hearing-impaired students from ages 5 to 21 years.
- For students too severely disabled to be served effectively by local public schools, the department operates 34 state schools and contracts with private non-profit agencies to provide educational services for children the state schools cannot practically serve. These schools offer day programs in basic and prevocational training with the ultimate goal of assisting students in functioning semi-independently in their homes and communities.

In addition to providing direct services to eligible students, these school systems, through their outreach programs and consulting services, assist local school personnel and families throughout the state in meeting the needs of children with disabilities.

Fiscal Year 2021 Governor's Recommendations

- \$282,977 for pay plan, including \$275,386 general revenue.
- \$72,057 for pay plan to move to market-based minimums.
- \$410,603 for the remaining pay periods of the Fiscal Year 2020 approved pay plan, including \$399,550 general revenue.
- \$30,406 for the remaining pay periods of the Fiscal Year 2020 approved pay plan associated with the recently completed compensation study to move to market-based minimums.
- \$15,035 reallocated from the Division of Financial and Administrative Services for mileage reimbursement costs, including \$12,253 general revenue.
- (Five) staff reallocated to multiple divisions.

**DEPARTMENT OF ELEMENTARY AND SECONDARY EDUCATION
MISSOURI CHARTER PUBLIC SCHOOL COMMISSION**

FINANCIAL SUMMARY

	FY 2019 EXPENDITURE	FY 2020 APPROPRIATION	FY 2021 GOVERNOR RECOMMENDS
Missouri Charter Public School Commission			
TOTAL	\$ 451,795	\$ 3,578,240	\$ 3,585,858
General Revenue Fund	267,812	280,535	0
Federal Funds	0	500,000	500,000
Other Funds	183,983	2,797,705	3,085,858
Total Full-time Equivalent Employees	1.87	3.00	3.00

The Missouri Charter Public School Commission is assigned to the Department of Elementary and Secondary Education for budgetary purposes. The commission was established by state statute in 2012 with the authority to sponsor high-quality charter schools throughout the state. The commission shall consist of nine members and may approve proposed charters for its sponsorship under Sections 160.400 and 160.425, RSMo.

Fiscal Year 2021 Governor's Recommendations

- \$281,127 Charter Public School Commission Revolving Fund and two staff for the Missouri Charter Public School Commission.
- \$2,773 Charter Public School Commission Revolving Fund for pay plan.
- \$4,038 Charter Public School Commission Revolving Fund for the remaining pay periods of the Fiscal Year 2020 approved pay plan.
- \$807 reallocated from the Division of Financial and Administrative Services for mileage reimbursement costs, including \$592 general revenue.
- (\$281,127) and (two) staff core reduction from the Fiscal Year 2020 appropriation level.

**DEPARTMENT OF ELEMENTARY AND SECONDARY EDUCATION
MISSOURI COMMISSION FOR THE DEAF AND HARD OF HEARING**

FINANCIAL SUMMARY

	FY 2019 EXPENDITURE	FY 2020 APPROPRIATION	FY 2021 GOVERNOR RECOMMENDS
Missouri Commission for the Deaf and Hard of Hearing			
TOTAL	\$ 558,741	\$ 1,203,305	\$ 1,317,159
General Revenue Fund	488,475	799,351	911,912
Other Funds	70,266	403,954	405,247
Total Full-time Equivalent Employees	6.32	8.00	8.00

The Missouri Commission for the Deaf and Hard of Hearing and the Board for Certification of Interpreters are assigned to the Department of Elementary and Secondary Education for budgetary purposes. Established in 1988, the commission advocates public policies, regulations, and programs to improve the quality and coordination of existing services for deaf persons and promotes new services when necessary. The commission promotes deaf awareness for the general public and for state agencies; develops and maintains quality interpreting services; maintains a website and information/referral network regarding services for deaf and hard of hearing people; and provides liaison efforts with elementary and secondary schools, colleges/universities, hospitals, prisons, Centers for Independent Living, and others. The commission also maintains a census of the deaf and hard of hearing population of Missouri.

Fiscal Year 2021 Governor's Recommendations

- \$100,000 for the Hearing Aid Distribution Program.
- \$4,130 for pay plan, including \$3,775 general revenue.
- \$5,162 for pay plan to move to market-based minimums.
- \$5,939 for the remaining pay periods of the Fiscal Year 2020 approved pay plan, including \$5,422 general revenue.
- \$1,123 reallocated from the Division of Financial and Administrative Services for mileage reimbursement costs, including \$702 general revenue.
- (\$2,500) core reduction for one-time expenditures.

**DEPARTMENT OF ELEMENTARY AND SECONDARY EDUCATION
MISSOURI ASSISTIVE TECHNOLOGY COUNCIL**

FINANCIAL SUMMARY

	FY 2019 EXPENDITURE	FY 2020 APPROPRIATION	FY 2021 GOVERNOR RECOMMENDS
Missouri Assistive Technology Council			
TOTAL	\$ 2,607,726	\$ 4,367,384	\$ 4,381,014
Federal Funds	379,580	783,338	789,695
Other Funds	2,228,146	3,584,046	3,591,319
Total Full-time Equivalent Employees	7.43	9.40	9.40

The Missouri Assistive Technology Council is assigned to the Department of Elementary and Secondary Education for budgetary purposes. The council, established in 1993, supports increased access to assistive technology for Missourians of all ages with all types of disabilities. The council provides adaptive telecommunication devices and computer adaptations, short-term loan of a full range of assistive technology, used equipment exchange, and low-interest loans for the purchase of assistive technology and home modifications.

Fiscal Year 2021 Governor's Recommendations

- \$5,102 federal and other funds for pay plan.
- \$7,898 federal and other funds for the remaining pay periods of the Fiscal Year 2020 approved pay plan.
- \$630 federal and other funds reallocated from the Division of Financial and Administrative Services for mileage reimbursement costs.



About Us: The [Missouri Department of Higher Education & Workforce Development](#) develops, coordinates and implements a plan that outlines how the state's postsecondary education system and public workforce system can most effectively and efficiently provide higher education to students and meet the state's workforce needs. The Office of Workforce Development administers federal and state funded employment and training programs to develop a strong talent pipeline for the state's growth nationally and globally. The department's major functions include:

Fiscal

- Coordinates and submits unified higher education operating budgets and capital improvement funding requests for Missouri's public institutions of higher education (IHEs).
- Reviews public IHEs tuition rates and oversees tuition stabilization under the Higher Education Student Funding Act, approved by the Missouri General Assembly in 2007.

Planning

- Develops and implements a coordinated plan for higher education under the direction of the CBHE.
- Reviews the missions of Missouri's IHEs.
- Collects and analyzes higher education data and prepares reports.
- Coordinates performance funding for higher education and establishes institution-specific performance measures.

Academic Programs

- Approves new academic degree programs, including off-site programs, offered by Missouri's IHEs.
- Facilitates the reverse transfer of college credit.
- Maintains a library of courses that transfer among all public and participating independent institutions.
- Develops and promotes best practices in remedial education and other programs that aim to improve college completion rates.

Workforce Development

- Administers federal and state funded employment and training programs such as: The Workforce Innovation and Opportunity Act, the Wagner-Peyser Act, the Trade Adjustment Assistance Act, the Veterans' Employment and Training Service, and the Show Me Heroes Program.
- Coordinates services through a statewide network of Missouri Job Centers and self-service website.
- Helps coordinate Registered Apprenticeships among more than 15,000 apprentices and 3,600 employers.

College Access and Success

- Conducts programs and provides publications about planning and paying for college to Missouri students and their families.
- Coordinates programs to assist students with applying for federal and state financial aid and completing college applications.
- Coordinates default prevention efforts and promotes financial literacy programs to provide information to students about making responsible financial decisions.

State Financial Aid

- Administers grant and scholarship programs for undergraduate and graduate students, including the A+ Scholarship, Bright Flight Scholarship, Access Missouri and Fast Track Workforce Incentive Grant programs.

Employment and Higher Education data

- Provides analyses and assistance to policymakers and the public, including studies of the state's economic trends, targeted industries, and labor markets.
- Collects data at the student and aggregate levels using a variety of survey instruments.

Institutional Relationships

- Coordinates agreements with out-of-state higher education institutions to reduce cost of attendance for Missouri students.
- Promotes the development of cooperative agreements between public four-year institutions that allow those with graduate degree programs to offer those programs on the campuses of four-year public institutions that do not have graduate degree programs.
- Conducts binding dispute resolution for colleges and universities.

State Guaranty Agency for Student Loans

- Administers the Missouri Student Loan Program. Although the department no longer guarantees new loans issued by the federal government, it continues to service and maintain its existing portfolio of outstanding guaranteed loans.

Higher Education Licensure

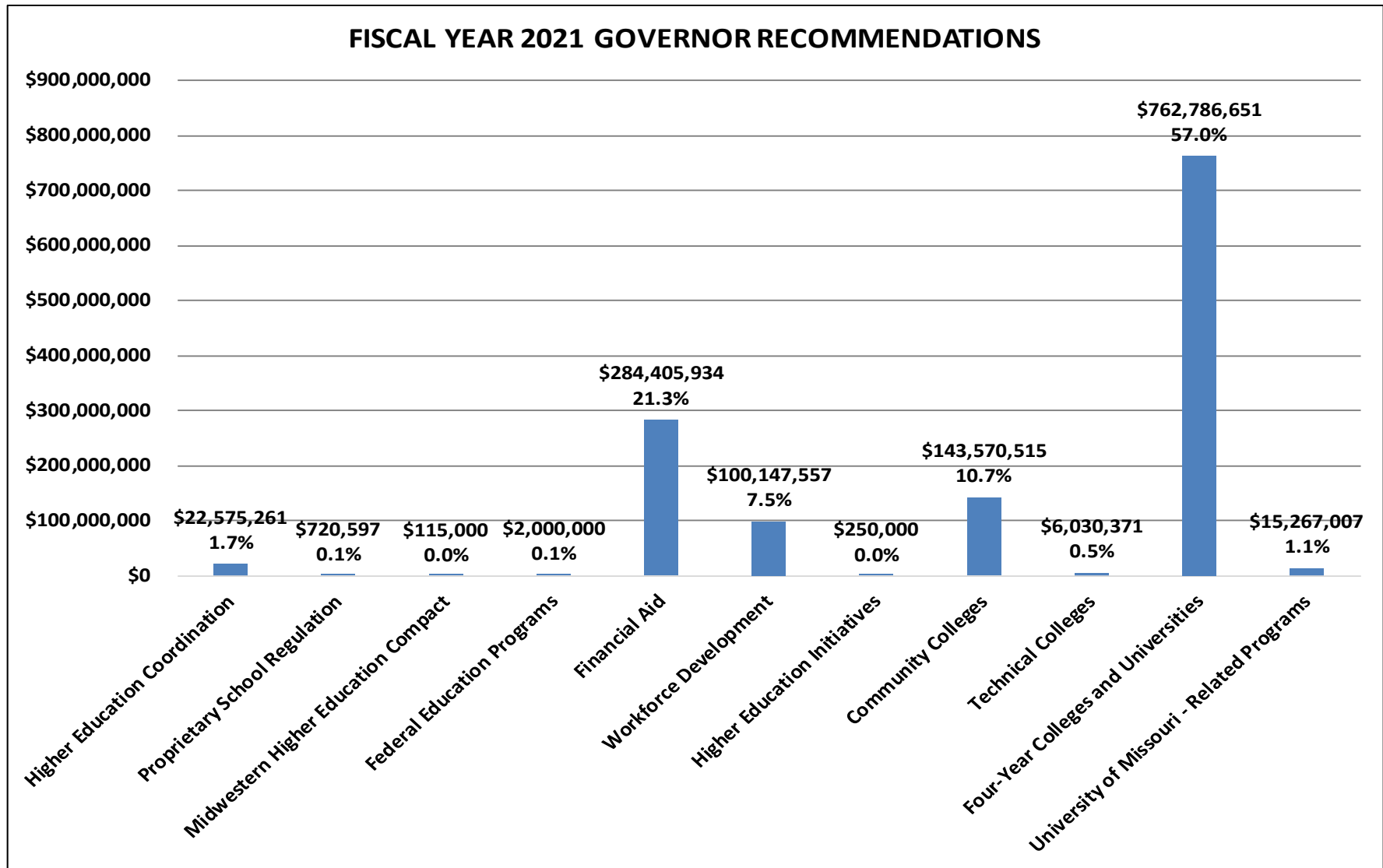
- Certifies and oversees 150 private institutions, focusing on consumer protection for students.

DEPARTMENT OF HIGHER EDUCATION & WORKFORCE DEVELOPMENT

FINANCIAL SUMMARY

	FY 2019 EXPENDITURE	FY 2020 APPROPRIATION	FY 2021 REQUEST	FY 2021 GOVERNOR RECOMMENDS
Higher Education Coordination	\$ 2,993,031	\$ 21,385,972	\$ 21,615,789	\$ 22,575,261
Proprietary School Regulation	280,764	715,042	718,335	720,597
Midwestern Higher Education Compact	115,000	115,000	115,000	115,000
Federal Education Programs	467,900	2,000,000	2,000,000	2,000,000
Financial Aid	220,200,290	274,865,865	328,439,804	284,405,934
Workforce Development	0	99,813,775	99,257,781	100,147,557
Higher Education Initiatives	194,000	2,882,500	250,000	250,000
Community Colleges	141,163,040	143,570,515	149,305,010	143,570,515
Technical Colleges	5,364,459	6,030,371	6,270,181	6,030,371
Four-Year Colleges and Universities	723,655,546	762,786,651	794,181,766	762,786,651
University of Missouri - Related Programs	7,490,121	22,575,810	23,005,810	15,267,007
State Legal Expense Fund Transfer	1,121,951	1	1	1
DEPARTMENTAL TOTAL	\$ 1,103,046,102	\$ 1,336,741,502	\$ 1,425,159,477	\$ 1,337,868,894
General Revenue Fund	852,997,581	944,062,570	1,042,982,366	951,592,916
Federal Funds	443,947	97,934,273	98,257,781	98,498,175
Lottery Proceeds Fund	123,975,407	137,809,700	137,809,700	137,809,700
Healthy Families Trust Fund	437,640	0	0	0
Guaranty Agency Operating Fund	32,911,219	22,238,131	12,254,583	12,264,724
Federal Student Loan Reserve Fund	88,549,904	120,000,000	120,000,000	120,000,000
State Institutions Gift Trust Fund	2,823,953	7,000,000	7,000,000	11,000,000
Special Employment Security Fund	0	2,000,000	1,100,000	1,000,000
Other Funds	906,451	5,696,828	5,755,047	5,703,379
Total Full-time Equivalent Employees	52.02	409.85	413.85	388.95
General Revenue Fund	36.38	44.03	47.03	46.03
Federal Funds	0.11	344.02	344.02	321.12
Other Funds	15.53	21.80	22.80	21.80

DEPARTMENT OF HIGHER EDUCATION & WORKFORCE DEVELOPMENT



**DEPARTMENT OF HIGHER EDUCATION & WORKFORCE DEVELOPMENT
HIGHER EDUCATION COORDINATION**

FINANCIAL SUMMARY

	FY 2019 EXPENDITURE	FY 2020 APPROPRIATION	FY 2021 GOVERNOR RECOMMENDS
Higher Education Coordination	\$ 2,993,031	\$ 2,469,997	\$ 2,943,877
MO Excels Workforce Initiative	0	18,915,975	19,631,384
TOTAL	\$ 2,993,031	\$ 21,385,972	\$ 22,575,261
General Revenue Fund	2,484,242	21,308,141	22,426,951
Federal Funds	0	20,498	86,118
Other Funds	508,789	57,333	62,192
Total Full-time Equivalent Employees	30.00	36.18	36.18

This program includes the Commissioner of Higher Education, the general administrative staff, and the expenses of the Coordinating Board. Under direction of the Coordinating Board, the administrative staff reviews and coordinates the programs of public and private institutions of higher education. Staff also prepares the Coordinating Board's budget recommendations for public colleges and universities. Other program responsibilities include collecting and distributing student enrollment data and reviewing and approving proposed new degree programs at public institutions.

Fiscal Year 2021 Governor's Recommendations

- \$19,631,384 for the MO Excels Workforce Initiative.
- \$178,148 for Free Application for Federal Student Aid (FAFSA) coordinators and outreach efforts.
- \$165,000 to automate the administration of the standard core transfer curriculum (CORE 42) adopted by all public institutions of higher education.
- \$101,684 for performance incentives for high-achieving department employees, including \$11,156 general revenue.
- \$19,364 for pay plan, including \$18,959 general revenue.
- \$28,161 for the remaining pay periods of the Fiscal Year 2020 approved pay plan, including \$27,570 general revenue.
- \$2,568 for the remaining pay periods of the Fiscal Year 2020 approved pay plan associated with the recently completed compensation study to move to market-based minimums.
- (\$18,915,975) core reduction for one-time expenditures.
- (\$21,045) federal and other funds reallocated to various divisions for mileage reimbursement costs.

**DEPARTMENT OF HIGHER EDUCATION & WORKFORCE DEVELOPMENT
PROPRIETARY SCHOOL REGULATION**

FINANCIAL SUMMARY

	FY 2019 EXPENDITURE	FY 2020 APPROPRIATION	FY 2021 GOVERNOR RECOMMENDS
Proprietary School Regulation	\$ 180,764	\$ 315,042	\$ 320,597
Proprietary School Bond	100,000	400,000	400,000
TOTAL	\$ 280,764	\$ 715,042	\$ 720,597
Other Funds	280,764	715,042	720,597
Total Full-time Equivalent Employees	3.82	5.00	5.00

Sections 173.600 through 173.619, RSMo, provide for the regulation of proprietary schools operating in the state of Missouri. The Coordinating Board is charged with the authority to issue, revoke, or suspend certificates of approval ensuring that proprietary schools meet minimum state standards, place schools on probation, require each school to file a security bond, and collect data from certified proprietary schools.

Fiscal Year 2021 Governor's Recommendations

- \$2,262 Proprietary School Certification Fund for pay plan.
- \$3,293 Proprietary School Certification Fund for the remaining pay periods of the Fiscal Year 2020 approved pay plan.

**DEPARTMENT OF HIGHER EDUCATION & WORKFORCE DEVELOPMENT
MIDWESTERN HIGHER EDUCATION COMPACT**

FINANCIAL SUMMARY

	FY 2019 EXPENDITURE	FY 2020 APPROPRIATION	FY 2021 GOVERNOR RECOMMENDS
Midwestern Higher Education Compact			
TOTAL	\$ 115,000	\$ 115,000	\$ 115,000
General Revenue Fund	115,000	115,000	115,000
Total Full-time Equivalent Employees	0.00	0.00	0.00

The Midwestern Higher Education Compact is a consortium of states that work together on student exchange agreements, higher education research and policy development, and cost saving programs in which Missouri institutions may participate. Membership in the organization requires payment of annual dues. Missouri became a member state of the Midwestern Higher Education Compact pursuant to the provisions of Sections 173.700 through 173.708, RSMo.

Fiscal Year 2021 Governor's Recommendations

Continue funding at the current level.

**DEPARTMENT OF HIGHER EDUCATION & WORKFORCE DEVELOPMENT
FEDERAL EDUCATION PROGRAMS**

FINANCIAL SUMMARY

	FY 2019 EXPENDITURE	FY 2020 APPROPRIATION	FY 2021 GOVERNOR RECOMMENDS
Improving Teacher Quality State Grants Program	\$ 443,947	\$ 0	\$ 0
Federal Grants and Donations	0	1,000,000	1,000,000
Other Grants and Donations	23,953	1,000,000	1,000,000
TOTAL	\$ 467,900	\$ 2,000,000	\$ 2,000,000
Federal Funds	443,947	1,000,000	1,000,000
State Institutions Gift Trust Fund	23,953	1,000,000	1,000,000
Total Full-time Equivalent Employees	0.11	0.00	0.00

The former Improving Teacher Quality State Grants Program provided federal funds for the improvement of instruction in the core subject areas in grades K-12. The Department of Higher Education and Workforce Development administered its portion of these funds through a competitive grant process. The funds were used to design and develop professional development projects addressing the needs of K-12 teachers in the targeted core academic subjects of mathematics and science.

In addition, department staff will continue to pursue federal grants, foundation resources, and private donations to support new programs.

Fiscal Year 2021 Governor's Recommendations

Continue funding at the current level.

**DEPARTMENT OF HIGHER EDUCATION & WORKFORCE DEVELOPMENT
FINANCIAL AID**

FINANCIAL SUMMARY

	FY 2019 EXPENDITURE	FY 2020 APPROPRIATION	FY 2021 GOVERNOR RECOMMENDS
GRANTS AND SCHOLARSHIPS			
Administration	\$ 369,989	\$ 402,898	\$ 575,598
Academic Scholarship Program	21,356,366	23,676,666	24,176,666
Access Missouri Financial Assistance Program	62,271,373	66,421,052	66,421,052
A+ Schools Scholarship Program	37,784,927	41,113,326	45,913,326
Fast-Track Workforce Incentive Grant Program	0	10,000,000	14,445,014
Advanced Placement Grants	11,500	100,000	100,000
Public Service Survivor Grant Program	117,066	153,000	157,000
Marguerite Ross Barnett Scholarship Program	400,974	413,375	0
Veteran's Survivors Grant Program	248,198	315,000	324,000
Minority and Underrepresented Environmental Literacy Program	28,774	32,964	32,964
MISSOURI STUDENT LOAN PROGRAM	97,611,123	132,237,584	132,260,314
TOTAL	\$ 220,200,290	\$ 274,865,865	\$ 284,405,934
General Revenue Fund	63,851,182	82,902,166	98,419,505
Other Funds	156,349,108	191,963,699	185,986,429
Total Full-time Equivalent Employees	18.09	24.65	26.65

ADMINISTRATION OF STATE GRANT AND SCHOLARSHIP PROGRAMS

Administration of state grant and scholarship programs includes determining an applicant's eligibility for a grant, determining the amount of individual grants, issuing payments, and monitoring school financial aid offices for compliance with program requirements.

Fiscal Year 2021 Governor's Recommendations

- \$163,023 and two staff for Fast Track Scholarship administration.
- \$4,317 for pay plan.
- \$5,360 for the remaining pay periods of the Fiscal Year 2020 approved pay plan.

DEPARTMENT OF HIGHER EDUCATION & WORKFORCE DEVELOPMENT FINANCIAL AID

ACADEMIC SCHOLARSHIP PROGRAM

The Academic Scholarship (“Bright Flight”) Program provides scholarships of up to \$3,000 for Missouri high school graduating seniors scoring in the top three percent of all Missouri students taking either the American College Test (ACT) or the Scholastic Aptitude Test (SAT) of the College Board. The students must use the scholarship to attend a Missouri college or university. The scholarships are renewable up to a total of ten semesters or until the first bachelor’s degree is received, whichever occurs first.

Fiscal Year 2021 Governor’s Recommendations

- \$4,000,000 to support the Academic Scholarship (Bright Flight) Program.
- (\$3,500,000) Guaranty Agency Operating Fund core reduction from the Fiscal Year 2020 appropriation level.

ACCESS MISSOURI FINANCIAL ASSISTANCE PROGRAM

The Access Missouri Financial Assistance Program provides need-based scholarships to eligible Missouri residents. Need is determined based on the student’s expected family contribution with different award amounts depending on the type of higher education institution the student attends. Students attending public and private four-year colleges and universities are eligible to receive up to \$2,850 in taxpayer-funded scholarships and students attending community colleges are eligible to receive up to \$1,300.

Fiscal Year 2021 Governor’s Recommendations

- \$6,500,000 to support the Access Missouri Financial Assistance Program, including \$2,500,000 general revenue.
- (\$6,500,000) Guaranty Agency Operating Fund core reduction from the Fiscal Year 2020 appropriation level.

A+ SCHOOLS SCHOLARSHIP PROGRAM

The A+ Schools Scholarship Program provides for two years of tuition reimbursement at public community colleges or vocational or technical schools and certain private, non-profit technical schools for qualified students who graduate from an A+ high school, earn a GPA of at least 2.5, have at least a 95 percent attendance record, and fulfill community service requirements.

Fiscal Year 2021 Governor’s Recommendations

- \$4,800,000 to support the A+ Schools Scholarship Program.

FAST-TRACK WORKFORCE INCENTIVE GRANT PROGRAM

The Fast-Track Workforce Incentive Grant Program provides need-based grants to adults over the age of 25 with a household adjusted gross income of less than \$80,000 who are working toward degree programs that fill a high-needs skills gap. Grants shall be awarded in an amount equal to the actual tuition and fees. The grants are available for up to four semesters or until receipt of a bachelor’s degree or reaching 200% of the time typically required to complete the program of study, whichever occurs first.

Fiscal Year 2021 Governor’s Recommendations

- \$4,445,014 to support the Fast-Track Workforce Incentive Grant Program.

DEPARTMENT OF HIGHER EDUCATION & WORKFORCE DEVELOPMENT FINANCIAL AID

ADVANCED PLACEMENT GRANTS

Under this initiative, Access Missouri Financial Assistance Program and A+ Schools Scholarship Program recipients who achieve a passing score on at least two Advanced Placement exams in science or math while attending a Missouri public high school will receive a \$500 grant.

Fiscal Year 2021 Governor's Recommendations

Continue funding at the current level.

PUBLIC SERVICE SURVIVOR GRANT PROGRAM

The Public Service Survivor Grant Program provides educational benefits to the children and spouses of certain public employees killed or permanently and totally disabled in the line of duty. An eligible child, up to the age of 24, or an eligible spouse may receive a grant to enroll in a program leading to a certificate, associate degree, or baccalaureate degree at an approved public or private post-secondary institution. The grant may not exceed the amount paid in tuition by a full-time undergraduate Missouri resident at the University of Missouri.

Fiscal Year 2021 Governor's Recommendations

- \$4,000 to support the Public Service Survivor Grant Program.

MARGUERITE ROSS BARNETT SCHOLARSHIP PROGRAM

The Marguerite Ross Barnett Scholarship Program provides grants to part-time undergraduate students who are employed and compensated for at least 20 hours per week and who have financial need. The maximum award may not exceed the amount of tuition paid by a part-time undergraduate Missouri resident at the University of Missouri.

Fiscal Year 2021 Governor's Recommendations

- (\$413,375) core reduction from the Fiscal Year 2020 appropriation level.

VETERAN'S SURVIVORS GRANT PROGRAM

The Veteran's Survivors Grant Program provides up to 25 grants to spouses or children of Missouri veterans who died or became at least 80 percent disabled as a result of injuries or accidents sustained in combat action after September 11, 2001. The maximum award may not exceed the amount of tuition paid by a full-time undergraduate Missouri resident at the University of Missouri, plus up to a \$2,000 room and board allowance and a \$500 book allowance per semester.

Fiscal Year 2021 Governor's Recommendations

- \$9,000 to support the Veteran's Survivors Grant Program.

DEPARTMENT OF HIGHER EDUCATION & WORKFORCE DEVELOPMENT FINANCIAL AID

MINORITY AND UNDERREPRESENTED ENVIRONMENTAL LITERACY PROGRAM

The Minority and Underrepresented Environmental Literacy Program provides scholarships to full-time minority and underrepresented students who pursue a bachelor's or master's degree in an environmental-related field of study at a Missouri college or university and who meet specified academic standards.

Fiscal Year 2021 Governor's Recommendations

Continue funding at the current level.

MISSOURI STUDENT LOAN PROGRAM AND ADMINISTRATION

The Missouri Student Loan Program administers a program that has provided repayable guaranteed student loans to parents and students through commercial lending institutions since 1979. Since its inception, the program has guaranteed nearly 3 million loans totaling over \$10.9 billion. Because of changes in federal law, the department no longer has authority to guarantee new federal student loans as of July 1, 2010. However, the department will continue to fulfill the responsibilities related to its portfolio of outstanding guaranteed and defaulted loans. The Missouri Student Loan Program uses private contractors to aid in servicing and collecting loans. Loan program staff perform general loan program administration and oversight functions. Loan program staff also work closely with lenders, schools, and borrowers to prevent loan defaults. In addition, loan program staff provide numerous outreach services to inform students, parents, and schools about financial aid, college preparation, financial literacy, and debt management.

Fiscal Year 2021 Governor's Recommendations

- \$6,278 Guaranty Agency Operating Fund for pay plan.
- \$9,045 Guaranty Agency Operating Fund for the remaining pay periods of the Fiscal Year 2020 approved pay plan.
- \$6,860 Guaranty Agency Operating Fund for the remaining pay periods of the Fiscal Year 2020 approved pay plan associated with the recently completed compensation study to move to market-based minimums.
- \$547 Guaranty Agency Operating Fund reallocated from Higher Education Coordination for mileage reimbursement costs.

DEPARTMENT OF HIGHER EDUCATION & WORKFORCE DEVELOPMENT
WORKFORCE DEVELOPMENT

FINANCIAL SUMMARY

	FY 2019 EXPENDITURE	FY 2020 APPROPRIATION	FY 2021 GOVERNOR RECOMMENDS
Administrative Services	\$ 0	\$ 227,060	\$ 0
Missouri Economic Research and Information Center	0	1,452,714	1,487,720
Marketing	0	53,246	0
Workforce Development	0	19,180,755	19,924,337
Workforce Autism	0	200,000	200,000
Workforce Programs	0	78,700,000	78,535,500
TOTAL	\$ 0	\$ 99,813,775	\$ 100,147,557
General Revenue Fund	0	900,000	1,735,500
Federal Funds	0	96,913,775	97,412,057
Other Funds	0	2,000,000	1,000,000
Total Full-time Equivalent Employees	0.00	344.02	321.12

Workforce Development supports economic growth for individuals and businesses through innovative workforce programs and services. It also provides labor market information, supportive services, and training to job seekers and assists businesses with acquiring and developing skilled workers. Services are provided through a collaborative workforce system that includes multiple state agencies, Missouri job centers, local workforce development boards, and a network of community colleges and local educational institutions throughout the state. Workforce Development manages and supports the State Workforce Development Board and the Office of Apprenticeships and Work-based Learning.

Fiscal Year 2021 Governor's Recommendations

- \$750,000 for career readiness assessments.
- \$85,500 for career readiness training.
- \$174,774 federal funds for pay plan.
- \$253,796 federal funds for the remaining pay periods of the Fiscal Year 2020 approved pay plan.
- \$49,214 federal funds for the remaining pay periods of the Fiscal Year 2020 approved pay plan associated with the recently completed compensation study to move to market-based minimums.
- \$20,498 federal funds reallocated from Higher Education Coordination for mileage reimbursement costs.
- (\$1,000,000) Special Employment Security Fund core reduction from the Fiscal Year 2020 appropriation level.
- (22.90) staff core reduction from the Fiscal Year 2020 appropriation level.

**DEPARTMENT OF HIGHER EDUCATION & WORKFORCE DEVELOPMENT
HIGHER EDUCATION INITIATIVES**

FINANCIAL SUMMARY

	FY 2019 EXPENDITURE	FY 2020 APPROPRIATION	FY 2021 GOVERNOR RECOMMENDS
Missouri University of Science and Technology Project Lead the Way	\$ 194,000	\$ 250,000	\$ 250,000
Missouri Southern State University STEM Program	0	1,800,000	0
Institution Deferred Maintenance	0	500,000	0
Crowder Nursing Program	0	332,500	0
TOTAL	\$ 194,000	\$ 2,882,500	\$ 250,000
General Revenue Fund	194,000	2,882,500	250,000
Total Full-time Equivalent Employees	0.00	0.00	0.00

Fiscal Year 2021 Governor's Recommendations

- (\$2,632,500) core reduction for one-time expenditures.

**DEPARTMENT OF HIGHER EDUCATION & WORKFORCE DEVELOPMENT
PUBLIC COMMUNITY COLLEGES**

FINANCIAL SUMMARY

	FY 2019 EXPENDITURE	FY 2020 APPROPRIATION	FY 2021 GOVERNOR RECOMMENDS
Community College Workforce Development	\$ 1,940,000	\$ 0	\$ 0
Crowder College	5,426,751	5,752,689	5,752,689
East Central College	5,259,236	5,389,439	5,389,439
Jefferson College	7,642,326	7,864,997	7,864,997
Metropolitan Community College	30,857,414	31,587,077	31,587,077
Mineral Area College	5,451,692	5,675,616	5,675,616
Moberly Area Community College	5,998,180	6,294,400	6,294,400
North Central Missouri College	2,593,492	2,673,704	2,673,704
Ozarks Technical Community College	13,595,258	14,425,427	14,425,427
St. Charles Community College	8,719,626	9,117,102	9,117,102
St. Louis Community College	42,684,134	43,327,703	43,327,703
State Fair Community College	5,941,239	6,202,157	6,202,157
Three Rivers College	5,053,692	5,260,204	5,260,204
TOTAL	\$ 141,163,040	\$ 143,570,515	\$ 143,570,515
General Revenue Fund	130,987,749	133,080,524	133,080,524
Lottery Proceeds Fund	10,175,291	10,489,991	10,489,991
Total Full-time Equivalent Employees	0.00	0.00	0.00

Missouri's public community colleges include the following 12 institutions (19 campuses): Crowder College in Neosho, East Central College in Union, Jefferson College in Hillsboro, Metropolitan Community College – five campuses in the Kansas City area, Mineral Area College in Park Hills, Moberly Area Community College in Moberly, North Central Missouri College in Trenton, Ozarks Technical Community College in Springfield, St. Charles Community College in St. Peters, St. Louis Community College – four campuses in St. Louis City and County, State Fair Community College in Sedalia, and Three Rivers College in Poplar Bluff.

Fiscal Year 2021 Governor's Recommendations

Continue funding at the current level.

**DEPARTMENT OF HIGHER EDUCATION & WORKFORCE DEVELOPMENT
STATE TECHNICAL COLLEGE OF MISSOURI**

FINANCIAL SUMMARY

	FY 2019 EXPENDITURE	FY 2020 APPROPRIATION	FY 2021 GOVERNOR RECOMMENDS
State Technical College of Missouri			
TOTAL	\$ 5,364,459	\$ 6,030,371	\$ 6,030,371
General Revenue Fund	4,844,329	5,494,154	5,494,154
Lottery Proceeds Fund	520,130	536,217	536,217
Total Full-time Equivalent Employees	0.00	0.00	0.00

Sections 178.631 through 178.640, RSMo, establish the State Technical College of Missouri with a statewide mission to offer highly specialized and advanced technical education and training at the certificate and associate degree level.

Fiscal Year 2021 Governor's Recommendations

Continue funding at the current level.

**DEPARTMENT OF HIGHER EDUCATION & WORKFORCE DEVELOPMENT
PUBLIC FOUR-YEAR INSTITUTIONS OF HIGHER EDUCATION**

FINANCIAL SUMMARY

	FY 2019 EXPENDITURE	FY 2020 APPROPRIATION	FY 2021 GOVERNOR RECOMMENDS
University of Central Missouri	\$ 52,708,200	\$ 55,338,357	\$ 55,338,357
Southeast Missouri State University	43,533,085	45,879,469	45,879,469
Missouri State University	81,481,028	94,001,060	94,001,060
Lincoln University	19,856,087	21,470,193	21,470,193
Truman State University	39,440,512	41,660,322	41,660,322
Northwest Missouri State University	29,280,534	31,186,117	31,186,117
Missouri Southern State University	23,310,305	24,031,242	24,031,242
Missouri Western State University	20,609,352	22,246,755	22,246,755
Harris-Stowe State University	9,419,923	10,461,260	10,461,260
University of Missouri	404,016,520	416,511,876	416,511,876
TOTAL	\$ 723,655,546	\$ 762,786,651	\$ 762,786,651
General Revenue Fund	642,944,392	679,579,274	679,579,274
Lottery Proceeds Fund	80,711,154	83,207,377	83,207,377
Total Full-time Equivalent Employees	0.00	0.00	0.00

Missouri's public, four-year institutions of higher education include the following ten institutions: the University of Central Missouri at Warrensburg, Harris-Stowe State University at St. Louis, Lincoln University at Jefferson City, Missouri Southern State University at Joplin, Missouri Western State University at St. Joseph, Northwest Missouri State University at Maryville, Southeast Missouri State University at Cape Girardeau, Missouri State University at Springfield, Truman State University at Kirksville, and the University of Missouri system.

Fiscal Year 2021 Governor's Recommendations

Continue funding at the current level.

**DEPARTMENT OF HIGHER EDUCATION & WORKFORCE DEVELOPMENT
UNIVERSITY OF MISSOURI – RELATED PROGRAMS**

FINANCIAL SUMMARY

	FY 2019 EXPENDITURE	FY 2020 APPROPRIATION	FY 2021 GOVERNOR RECOMMENDS
University of Missouri NextGen Precision Health Institute	\$ 0	\$ 10,000,000	\$ 3,000,000
University of Missouri-St. Louis International Collaboration	436,500	550,000	550,000
Missouri Telehealth Network	1,892,640	1,937,640	1,937,640
Missouri Kidney Program	1,697,500	1,750,000	1,750,000
State Historical Society	2,865,736	3,563,170	3,254,367
Spinal Cord Injury Research	559,479	1,500,000	1,500,000
State Seminary Investments	0	3,000,000	3,000,000
State Seminary Income on Investments	38,266	275,000	275,000
TOTAL	\$ 7,490,121	\$ 22,575,810	\$ 15,267,007
General Revenue Fund	6,454,736	17,800,810	10,492,007
Other Funds	1,035,385	4,775,000	4,775,000
Total Full-time Equivalent Employees	0.00	0.00	0.00

The University of Missouri has administrative responsibility for a range of programs that are related to its institutional mission, but are not a part of the education and general operations: University of Missouri NextGen Precision Health Institute, University of Missouri-St. Louis International Collaboration, Missouri Telehealth Network, Missouri Kidney Program, State Historical Society, Spinal Cord Injury Research Program, and investments and interest from Seminary Fund and State Seminary Moneys Fund.

UNIVERSITY OF MISSOURI NEXTGEN PRECISION HEALTH INSTITUTE

The NextGen Precision Health Institute at the University of Missouri in Columbia anchors the UM System's initiative to transform healthcare and improve lives for all Missourians. The Institute will combine expert researchers of the four UM System institutions, who will help create personalized healthcare that will treat diseases based on individual variability in genes, environment and lifestyle. Students will learn how to transfer research into the most promising drugs and technologies through collaborations between UM System universities and industry partners.

Fiscal Year 2021 Governor's Recommendations

- (\$7,000,000) core reduction from the Fiscal Year 2020 appropriation level.

UNIVERSITY OF MISSOURI-ST. LOUIS INTERNATIONAL COLLABORATION

The program funds initiatives to increase international collaboration and promote economic activity in the St. Louis region. A key focus of the program is the St. Louis-Israel Innovation Connection, which connects the economies of St. Louis and Israel and will serve as a model to attract companies from other targeted geographic areas to the St. Louis region.

Fiscal Year 2021 Governor's Recommendations

Continue funding at the current level.

**DEPARTMENT OF HIGHER EDUCATION & WORKFORCE DEVELOPMENT
UNIVERSITY OF MISSOURI – RELATED PROGRAMS**

MISSOURI TELEHEALTH NETWORK

The Missouri Telehealth Network enhances access to patient-centered health care via telehealth for rural and underserved Missourians. The network provides technical assistance in the areas of clinical, technical, legal and regulatory, operations, and evaluation to health care organizations and state entities; operational support for telehealth and education programs; and support, promotion, and education on telehealth policies.

Fiscal Year 2021 Governor's Recommendations

Continue funding at the current level.

MISSOURI KIDNEY PROGRAM

The Missouri Kidney Program enables Missourians with end-stage renal disease to obtain education and medical support services. The program contracts with federally approved dialysis/transplant centers and facilities to help pay expenses related to patient care not paid by other sources such as Medicare, MO HealthNet, and private insurance. Patients' medications and insurance premiums, as well as patient education, are paid by the program.

Fiscal Year 2021 Governor's Recommendations

Continue funding at the current level.

STATE HISTORICAL SOCIETY

The State Historical Society of Missouri is directed by statute to collect, preserve, publish, and make accessible those materials that pertain to the history of Missouri and western America. The staff conducts research projects, publishes the quarterly Missouri Historical Review, and produces other publications.

Fiscal Year 2021 Governor's Recommendations

- (\$308,803) core reduction for one-time expenditures.

SPINAL CORD INJURY RESEARCH

The program funds research that will advance knowledge concerning spinal cord injuries and congenital or acquired disease processes. Research awards are made by an advisory board to researchers in public or private educational, health care, and research institutions and other voluntary health associations. Funds for this research come from fees assessed to individuals who are convicted of intoxication-related offenses, as well as surcharges from all criminal cases including violations of any county ordinance or any violation of criminal or traffic laws of this state.

Fiscal Year 2021 Governor's Recommendations

Continue funding at the current level.

**DEPARTMENT OF HIGHER EDUCATION & WORKFORCE DEVELOPMENT
UNIVERSITY OF MISSOURI – RELATED PROGRAMS**

SEMINARY FUND INVESTMENTS AND INCOME ON INVESTMENTS

The Seminary Fund consists of the proceeds of the sale of land donated to the state, proceeds from a direct tax received from the United States, the James S. Rollins Scholarship Fund, and others. Income from the State Seminary Moneys Fund is given to the University of Missouri as required by Article IX, Section 6 of the Missouri Constitution, and by Section 172.610, RSMo.

Fiscal Year 2021 Governor's Recommendations

Continue funding at the current level.

The Department of Revenue was established in 1945 by the Missouri Constitution to serve as the central collection agency for all state revenue. The primary duties of the Department are to collect taxes, title and register motor vehicles, and license drivers. The Department of Revenue consists of the following divisions:

The **Taxation Division** administers Missouri's tax laws. It processes tax returns and applications, conducts audits, collects taxes owed but not paid, answers questions from taxpayers, and distributes funds collected to state and local taxing jurisdictions. This division has five bureaus: Business Tax, Income Tax, Processing, Collections and Tax Assistance, and Field Compliance.

The **Motor Vehicle and Driver Licensing Division** administers Missouri's laws that relate to titling and registration of motor vehicles, trailers, all-terrain vehicles, manufactured homes, and marine craft, as well as licensing drivers. This division consists of three bureaus: Motor Vehicle, Driver License, and License Offices.

The **General Counsel's Office** ensures the Department's compliance with law and internal policies, advises the director and divisions on legal matters relative to the Department, investigates incidents related to regulatory functions, and represents the Department in courts and administrative tribunals. The division consists of four bureaus: General Counsel's Office, Criminal Tax Investigation, Internal Audit and Compliance, and Compliance and Investigation.

The **Administration Division** provides administrative support to all other areas of the Department. This division includes three bureaus: Human Resources and Total Rewards, Financial Services, and General Services.

The Director's Office is also part of the Administration Division. The Director's Office includes the director, chief operating officer, key administrative staff, the Communications Office and the Legislative Office.

The State Tax Commission and Lottery Commission are administered separately.

- The **State Tax Commission** is the agency responsible for ensuring that Missouri property tax assessments are fair, uniform, and equitable throughout the entire State. The Commission has supervisory authority over all assessment officials in the State, monitors the level and quality of assessment programs, and takes corrective action of inequitable assessments.
- The **Missouri Lottery** is a revenue source for Missouri public education. The core functions of the Lottery are: a) recruit and license Lottery retailers; b) create, market and distribute Lottery products; c) collect revenues from retailers; d) pay Lottery prizes and retailer commissions; e) ensure the security and integrity of Lottery operations and games; and f) transfer profits to the Lottery Proceeds Fund for appropriation.

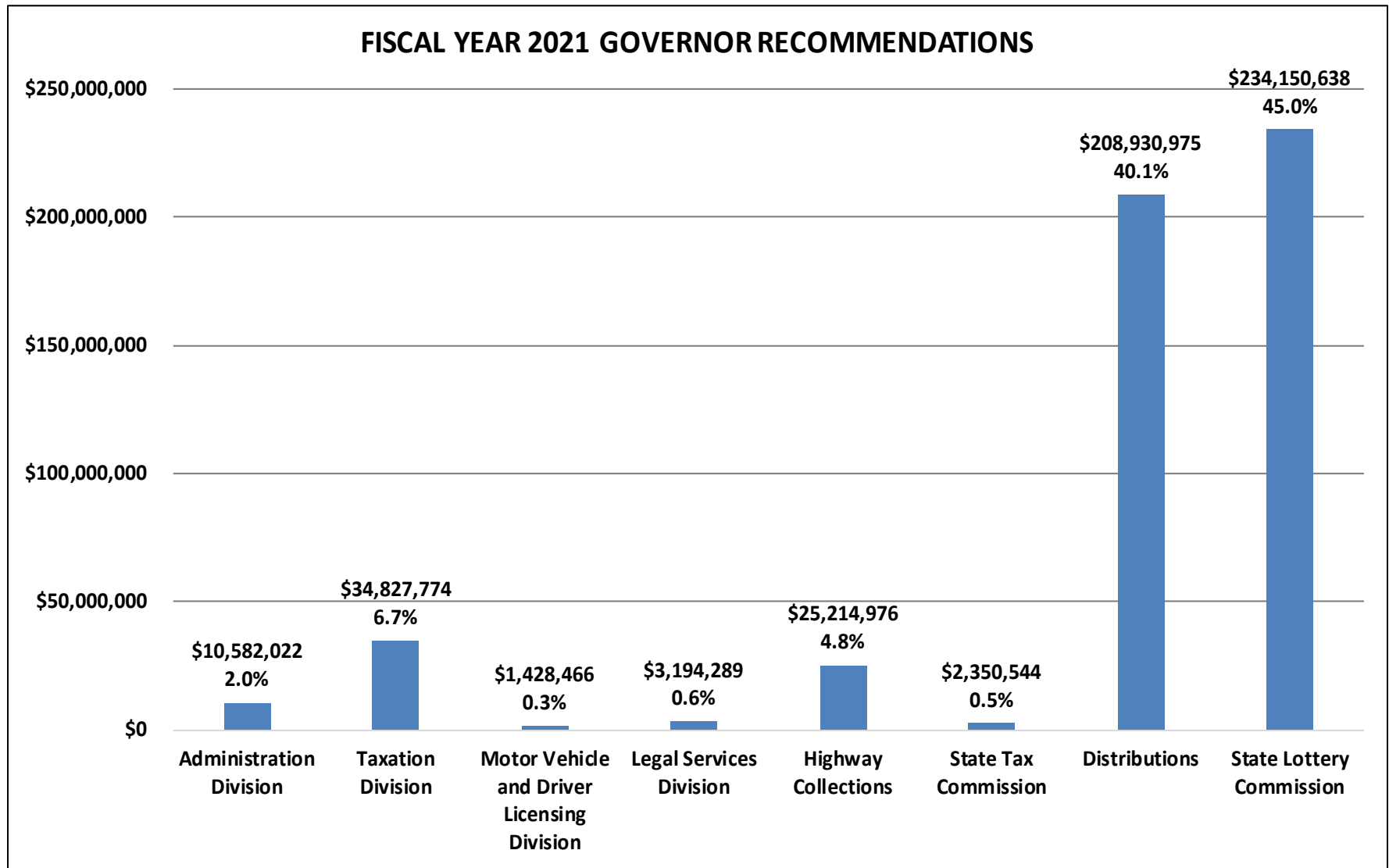


DEPARTMENT OF REVENUE

FINANCIAL SUMMARY

	FY 2019 EXPENDITURE	FY 2020 APPROPRIATION	FY 2021 REQUEST	FY 2021 GOVERNOR RECOMMENDS
Administration Division	\$ 8,424,334	\$ 10,921,207	\$ 10,942,075	\$ 10,582,022
Taxation Division	29,255,232	29,939,676	30,298,511	34,827,774
Motor Vehicle and Driver Licensing Division	641,293	1,413,104	1,422,212	1,428,466
Legal Services Division	2,224,150	3,171,764	3,222,595	3,194,289
Highway Collections	22,037,450	25,112,606	25,433,586	25,214,976
State Tax Commission	2,119,440	2,267,110	2,330,761	2,350,544
Distributions	201,654,474	209,080,439	209,115,035	208,930,975
State Lottery Commission	238,701,274	233,934,595	239,077,339	234,150,638
State Legal Expense Fund Transfer	0	1	1	1
DEPARTMENTAL TOTAL	\$ 505,057,647	\$ 515,840,502 *	\$ 521,842,115	\$ 520,679,685
General Revenue Fund	59,346,668	64,793,381	65,460,400	69,713,935
Federal Funds	2,349,155	4,121,909	4,127,289	4,131,100
Child Support Enforcement Fund	1,236,190	2,116,921	2,117,321	1,490,654
Health Initiatives Fund	48,670	64,771	65,734	66,294
Port Authority AIM Zone Fund	0	100,000	100,000	100,000
Petroleum Storage Tank Insurance Fund	28,101	30,598	31,034	31,334
Motor Vehicle Commission Fund	683,629	984,286	994,415	1,001,179
Conservation Commission Fund	500,045	610,195	619,073	625,168
State Highways and Transportation Department Fund	13,163,757	13,980,080	14,145,748	14,264,745
Lottery Enterprise Fund	64,626,056	59,860,658	65,002,121	60,075,420
Petroleum Inspection Fund	16,228	38,758	39,289	39,653
Motor Fuel Tax Fund	188,980,617	195,000,000	195,000,000	195,000,000
State Lottery Fund	174,075,218	174,075,218	174,075,218	174,075,218
Department of Revenue Specialty Plate Fund	0	17,060	17,165	17,237
Tobacco Control Special Fund	3,313	46,667	47,308	47,748
Total Full-time Equivalent Employees	1,287.07	1,278.05	1,279.05	1,276.05
General Revenue Fund	863.20	847.02	847.02	844.02
Federal Funds	3.50	4.74	4.74	4.74
Other Funds	420.37	426.29	427.29	427.29

* Does not include \$2,296,895 recommended in the Fiscal Year 2020 Supplemental Appropriations. See the Supplemental section of the Missouri Budget for details regarding the Department of Revenue supplemental appropriations.



**DEPARTMENT OF REVENUE
ADMINISTRATION DIVISION**

FINANCIAL SUMMARY

	FY 2019 EXPENDITURE	FY 2020 APPROPRIATION	FY 2021 GOVERNOR RECOMMENDS
Administration Division	\$ 4,743,029	\$ 7,427,451	\$ 7,388,266
Postage	3,681,305	3,393,756	3,093,756
Port Aim Zones	0	100,000	100,000
TOTAL	\$ 8,424,334	\$ 10,921,207	\$ 10,582,022
General Revenue Fund	4,990,368	5,125,697	5,371,103
Federal Funds	2,147,192	3,526,563	3,528,393
Other Funds	1,286,774	2,268,947	1,682,526
Total Full-time Equivalent Employees	31.96	44.66	43.66

The Administration Division provides executive leadership and administrative support for all department programs including, but not limited to, setting policy, strategic planning, leadership, and overall direction of the department. This division also provides administrative support to the department in the areas of accounting, cash management, procurement, mail processing, archiving, stores, inventory distribution, delivery services, form development, payroll processing, recruitment, training and communication, and child support oversight.

Fiscal Year 2021 Governor's Recommendations

- \$450,000 for investments to enhance quality and efficiencies, focus on service culture, and workforce development.
- \$124,124 for performance incentives for high-achieving department employees, including \$82,297 general revenue.
- \$19,407 for pay plan, including \$18,562 general revenue.
- \$22,778 for the remaining pay periods of the Fiscal Year 2020 approved pay plan, including \$21,546 general revenue.
- \$2,956 for the remaining pay periods of the Fiscal Year 2020 approved pay plan associated with the recently completed compensation study to move to market-based minimums.
- (\$953,177) and (one) staff core reduction from the Fiscal Year 2020 appropriation level, including (\$326,236) general revenue.
- (\$5,273) reallocated to various divisions for mileage reimbursements costs, including (\$3,719) general revenue.

**DEPARTMENT OF REVENUE
TAXATION DIVISION**

FINANCIAL SUMMARY

	FY 2019 EXPENDITURE	FY 2020 APPROPRIATION	FY 2021 GOVERNOR RECOMMENDS
Taxation Division	\$ 21,616,730	\$ 22,439,676	\$ 22,985,331
Integrated Tax System	7,638,502	7,500,000	11,842,443
TOTAL	\$ 29,255,232	\$ 29,939,676	\$ 34,827,774
General Revenue Fund	28,668,743	29,202,070	34,072,041
Other Funds	586,489	737,606	755,733
Total Full-time Equivalent Employees	590.05	509.00	505.00

The Taxation Division administers and enforces tax laws. The division deposits all tax revenue, issues refunds, and collects and distributes local taxes. The division's collection activities include account management, lien filing, delinquent tax collections (including identifying non-compliant businesses and individuals), tax clearances, and debt offsets. The division has six in-state field offices (St. Louis, Kansas City, Springfield, Jefferson City, Joplin, and Cape Girardeau) that audit businesses required to pay taxes to the State of Missouri. The division's auditors are also stationed in five out-of-state offices (Chicago, Dallas, Georgia, Colorado, and New York) to foster Missouri tax law compliance.

Fiscal Year 2021 Governor's Recommendations

- \$4,342,443 for updates, maintenance, and support of the Revenue Premier system.
- \$195,000 for investments to enhance quality and efficiencies, focus on service culture, and workforce development.
- \$199,997 for pay plan, including \$192,678 general revenue.
- \$294,864 for the remaining pay periods of the Fiscal Year 2020 approved pay plan, including \$284,204 general revenue.
- \$72,532 for the remaining pay periods of the Fiscal Year 2020 approved pay plan associated with the recently completed compensation study to move to market-based minimums, including \$72,384 general revenue.
- \$1,982 reallocated from the Administration Division for mileage reimbursement costs.
- (\$218,720) and (four) staff core reduction from the Fiscal Year 2020 appropriation level.

**DEPARTMENT OF REVENUE
MOTOR VEHICLE AND DRIVER LICENSING DIVISION**

FINANCIAL SUMMARY

	FY 2019 EXPENDITURE	FY 2020 APPROPRIATION	FY 2021 GOVERNOR RECOMMENDS
Motor Vehicle and Driver Licensing Division			
TOTAL	\$ 641,293	\$ 1,413,104	\$ 1,428,466
General Revenue Fund	424,454	777,771	787,680
Federal Funds	0	163,595	163,666
Other Funds	216,839	471,738	477,120
Total Full-time Equivalent Employees	13.90	32.05	32.05

The Motor Vehicle and Driver Licensing Division administers Missouri laws that license drivers and suspend, revoke, and disqualify driver licenses; titles/registers motor vehicles, boats, and trailers; and collects required fees and taxes. The division licenses approximately 6,000 dealers and oversees dealer operations to ensure compliance with dealer licensing laws. The division also manages the operations of 177 licensing offices throughout the state and coordinates requests for proposals for these offices.

Fiscal Year 2021 Governor's Recommendations

- \$6,254 for pay plan, including \$4,034 general revenue.
- \$9,108 for the remaining pay periods of the Fiscal Year 2020 approved pay plan, including \$5,875 general revenue.

**DEPARTMENT OF REVENUE
LEGAL SERVICES DIVISION**

FINANCIAL SUMMARY

	FY 2019 EXPENDITURE	FY 2020 APPROPRIATION	FY 2021 GOVERNOR RECOMMENDS
Legal Services Division			
TOTAL	\$ 2,224,150	\$ 3,171,764	\$ 3,194,289
General Revenue Fund	1,596,113	2,207,767	2,210,233
Federal Funds	201,963	431,751	439,041
Other Funds	426,074	532,246	545,015
Total Full-time Equivalent Employees	45.19	64.30	63.30

The Legal Services/General Counsel Division supports the department's revenue tax law administration, driver licensing and motor vehicle title/registration administration, and provides legal counsel and representation to the Director of Revenue and divisions. The division includes the Criminal Tax Investigation and the Compliance and Investigation Bureaus, which investigate suspected law violations, prepare cases for prosecution, and perform audits of internal department functions and the license offices throughout the state.

Fiscal Year 2021 Governor's Recommendations

- \$28,024 for pay plan, including \$20,701 general revenue.
- \$42,067 for the remaining pay periods of the Fiscal Year 2020 approved pay plan, including \$31,146 general revenue.
- \$8,016 for the remaining pay periods of the Fiscal Year 2020 approved pay plan associated with the recently completed compensation study to move to market-based minimums, including \$6,474 general revenue.
- \$374 reallocated from the Administration Division for mileage reimbursement costs, including \$101 general revenue.
- (\$55,956) and (one) staff core reduction from the Fiscal Year 2020 appropriation level.

**DEPARTMENT OF REVENUE
HIGHWAY COLLECTIONS**

FINANCIAL SUMMARY

	FY 2019 EXPENDITURE	FY 2020 APPROPRIATION	FY 2021 GOVERNOR RECOMMENDS
Highway Collections - Taxation Division	\$ 1,124,932	\$ 1,297,476	\$ 1,326,423
Highway Collections - Motor Vehicle and Driver Licensing Division	12,791,284	14,539,709	14,453,246
Highway Collections - Legal Services Division	2,066,788	2,453,440	2,522,976
Highway Collections - Attorney Fees	0	1,000	1,000
Highway Collections - Postage	2,864,078	2,952,658	2,952,658
Highway Collections - Administration Division	2,527,901	3,148,036	3,238,386
Highway Collections - Postage - Driver License	662,467	720,287	720,287
TOTAL	\$ 22,037,450	\$ 25,112,606	\$ 25,214,976
General Revenue Fund	8,873,693	11,132,526	10,991,358
Other Funds	13,163,757	13,980,080	14,223,618
Total Full-time Equivalent Employees	415.64	437.54	441.54

The Missouri Constitution, Article IV, Sections 30(a), 30(b), and 30(c) requires all state revenues from the existing motor vehicle fuel tax, vehicle taxes, and fees paid by highway users (less collection costs of up to three percent of the amount collected and State Highway Patrol enforcement costs) be used for state and local highways, roads, and bridges, and for constructing and maintaining the state highway system. The Department of Revenue collects and remits these revenues to the State Highways and Transportation Department Fund. Highway Collections functions are distributed between the department's Taxation Division, Motor Vehicle and Driver Licensing Division, Administration Division, and Legal Services/General Counsel Division.

Fiscal Year 2021 Governor's Recommendations

- \$203,640 and four staff for investments to enhance quality and efficiencies, focus on service culture, and workforce development.
- \$42,130 State Highways and Transportation Department Fund and one staff to implement SB 368 (2019), HB 831 (2019), and HB 898 (2019).
- \$155,821 for pay plan, including \$77,701 general revenue.
- \$225,736 for the remaining pay periods of the Fiscal Year 2020 approved pay plan, including \$112,674 general revenue.
- \$52,320 for the remaining pay periods of the Fiscal Year 2020 approved pay plan associated with the recently completed compensation study to move to market-based minimums, including \$42,344 general revenue.
- \$397 reallocated from the Administration Division for mileage reimbursement costs, including \$147 general revenue.
- (\$577,674) and (one) staff core reduction from the Fiscal Year 2020 appropriation level.

**DEPARTMENT OF REVENUE
STATE TAX COMMISSION**

FINANCIAL SUMMARY

	FY 2019 EXPENDITURE	FY 2020 APPROPRIATION	FY 2021 GOVERNOR RECOMMENDS
State Tax Commission			
TOTAL	\$ 2,119,440	\$ 2,267,110	\$ 2,350,544
General Revenue Fund	2,119,440	2,267,110	2,350,544
Total Full-time Equivalent Employees	36.47	37.00	37.00

A constitutionally created quasi-judicial administrative agency, the State Tax Commission performs six basic functions: equalize inter- and intra-county assessments; conduct de novo judicial hearings regarding valuation and classification appeals from local boards of equalization; formulate and implement statewide assessment policies and procedures to comport with statutory and constitutional mandates; supervise local assessing officials and local assessment programs to ensure compliance with statewide requirements; conduct ratio studies to determine the assessment level in each county and to measure the quality of the assessments; and assess the distributable property of railroads and other public utilities.

Fiscal Year 2021 Governor's Recommendations

- \$21,272 for pay plan.
- \$30,976 for the remaining pay periods of the Fiscal Year 2020 approved pay plan.
- \$29,697 for the remaining pay periods of the Fiscal Year 2020 approved pay plan associated with the recently completed compensation study to move to market-based minimums.
- \$1,489 reallocated from the Administration Division for mileage reimbursement costs.

**DEPARTMENT OF REVENUE
DISTRIBUTIONS**

FINANCIAL SUMMARY

	FY 2019 EXPENDITURE	FY 2020 APPROPRIATION	FY 2021 GOVERNOR RECOMMENDS
Prosecuting Attorneys and Collection Agencies Fees	\$ 2,273,776	\$ 2,900,000	\$ 2,900,000
County Filing Fees	58,716	200,000	200,000
State Share of Assessment Maintenance Costs	9,956,004	10,022,739	10,054,275
Appropriated Tax Credits	0	200,000	0
Motor Fuel Tax Distribution to Cities and Counties	188,980,617	195,000,000	195,000,000
Emblem Use Fee Distribution	1,000	1,000	20,000
County Stock Insurance Tax	124,906	135,700	135,700
Debt Offset For Tax Credits Transfer	69,122	150,000	150,000
Income Tax Check-Off Refund Designations	190,333	471,000	471,000
TOTAL	\$ 201,654,474	\$ 209,080,439	\$ 208,930,975
General Revenue Fund	12,673,857	14,080,439	13,930,975
Other Funds	188,980,617	195,000,000	195,000,000
Total Full-time Equivalent Employees	0.00	0.00	0.00

PROSECUTING ATTORNEYS AND COLLECTION AGENCIES FEES

Section 136.150, RSMo, provides a 20 percent collection fee to circuit or prosecuting attorneys for delinquent taxes, licenses, or fees recovered on behalf of the state. The department deposits the collection fee in the county treasury with one-half of the fee for use by the attorney's office and one-half to be expended as the county determines.

Section 140.850, RSMo, authorizes the Department of Revenue to use private attorneys or professional collection agencies to collect delinquent taxes owed by resident and non-resident taxpayers (individuals and businesses). The statute restricts the fee to not more than 25 percent of the amount collected.

Fiscal Year 2021 Governor's Recommendations

Continue funding at the current level.

COUNTY FILING FEES

The Department of Revenue is authorized to file certificates of lien with the circuit courts for income, withholding, sales, and use tax delinquencies under Sections 144.380 and 143.902, RSMo. Under Section 144.380(4), RSMo, county recorders may charge the department a fee of \$3.00 per tax lien for filing and \$1.50 per release of a filed tax lien. The department collects these fees from the delinquent taxpayers.

Fiscal Year 2021 Governor's Recommendations

Continue funding at the current level.

DEPARTMENT OF REVENUE DISTRIBUTIONS

STATE SHARE OF ASSESSMENT MAINTENANCE COSTS

The state reimburses a portion of local assessor maintenance assessment costs and expenses.

Fiscal Year 2021 Governor's Recommendations

- \$31,536 for assessment maintenance costs and expenses due to increased statewide parcel count.

APPROPRIATED TAX CREDITS

Fiscal Year 2021 Governor's Recommendations

- (\$200,000) core reduction from the Fiscal Year 2020 appropriation level.

MOTOR FUEL TAX DISTRIBUTION TO CITIES AND COUNTIES

Missouri Constitution Article IV, Section 30(a)(2) requires a 15 percent allocation of the Motor Fuel Tax collections net proceeds to the incorporated cities, towns, and villages of the state to assist in the maintenance of streets and highways.

Missouri Constitution Article IV, Section 30(a)(1) requires a 10 percent allocation of the Motor Fuel Tax collections net proceeds to the counties to assist in the maintenance of county roads, highways, and bridges. In addition, Missouri Constitution Article IV, Section 30(a)(2) requires distributing 15 percent of the net proceeds resulting from any increase in the Motor Fuel Tax rate over the rate in effect on March 31, 1992, to the counties to assist in the maintenance of county roads, highways, and bridges.

Fiscal Year 2021 Governor's Recommendations

Continue funding at the current level.

EMBLEM USE FEE DISTRIBUTION

Individuals requesting a specialty license plate contribute an emblem use fee to the organization sponsoring the specialty plate. If statute allows the individual to remit the emblem use authorization fee to the Department of Revenue, the department must remit these fees to the applicable organization.

Fiscal Year 2021 Governor's Recommendations

- \$19,000 for distributions due to increased emblem use fee contributions, pursuant to HB 898 (2019).

**DEPARTMENT OF REVENUE
DISTRIBUTIONS**

COUNTY STOCK INSURANCE TAX

The Department of Revenue uses this appropriation to meet the apportionment requirements for the County Stock Insurance Tax required by Section 148.330, RSMo, while holding school districts and counties harmless to reductions from premium tax credits provided to insurance companies.

Fiscal Year 2021 Governor's Recommendations

Continue funding at the current level.

DEBT OFFSET FOR TAX CREDITS TRANSFER

Section 135.815, RSMo, requires that tax credit applicants first use any award to pay off any delinquent income, sales, use, or insurance taxes. After applying all credits toward any delinquencies, the applicant can be issued any remaining credits. The Department of Revenue uses this appropriation to satisfy delinquencies.

Fiscal Year 2021 Governor's Recommendations

Continue funding at the current level.

INCOME TAX CHECK-OFF REFUND DESIGNATIONS

State statutes permit individuals and corporations to contribute a portion of their income tax refund to numerous separate state trust funds and separate charitable trust funds. The taxpayer designates a distribution amount to the various trust funds to transfer from the General Revenue Fund.

Fiscal Year 2021 Governor's Recommendations

Continue funding at the current level.

**DEPARTMENT OF REVENUE
STATE LOTTERY COMMISSION**

FINANCIAL SUMMARY

	FY 2019 EXPENDITURE	FY 2020 APPROPRIATION	FY 2021 GOVERNOR RECOMMENDS
Lottery Commission - Operating	\$ 64,626,056	\$ 59,859,377	\$ 60,075,420
Lottery Commission - Prizes	174,075,218	174,075,218	174,075,218
TOTAL	\$ 238,701,274	\$ 233,934,595	\$ 234,150,638
Other Funds	238,701,274	233,934,595	234,150,638
Total Full-time Equivalent Employees	153.86	153.50	153.50

Approved by the voters of Missouri, the Missouri Constitution, Article III, Section 39(b), established the Missouri State Lottery. The Missouri State Lottery transfers all profits to help fund public institutions of elementary, secondary, and higher education. Lottery functions include: recruiting and licensing Lottery retailers; creating, marketing, and distributing Lottery products; collecting revenue from Lottery retailers; paying out Lottery prizes and retailer commissions; and ensuring the security and integrity of the Lottery operations and games.

Fiscal Year 2021 Governor's Recommendations

- \$74,330 Lottery Enterprise Fund for pay plan.
- \$107,769 Lottery Enterprise Fund for the remaining pay periods of the Fiscal Year 2020 approved pay plan.
- \$32,913 Lottery Enterprise Fund for the remaining pay periods of the Fiscal Year 2020 approved pay plan associated with the recently completed compensation study to move to market-based minimums.
- \$1,031 Lottery Enterprise Fund reallocated from the Administration Division for mileage reimbursement costs.

LOTTERY TRANSFER TO EDUCATION

FINANCIAL SUMMARY

	FY 2019 EXPENDITURE	FY 2020 APPROPRIATION	FY 2021 GOVERNOR RECOMMENDS
Other Funds	\$ 323,000,000	\$ 333,000,000	\$ 333,000,000

Section 39(b) of Article III of the Missouri Constitution provides for the transfer of net proceeds to help fund public institutions of elementary, secondary, and higher education.

Fiscal Year 2021 Governor's Recommendations

Continue funding at the current level.



Missouri Department of Transportation

The Missouri Department of Transportation (MoDOT) is responsible for maintaining 33,838 miles of highway and 10,384 bridges. MoDOT also works to improve airports, river ports, freight development, railroads, public transit systems and pedestrian and bicycle travel.

The department is governed by the Missouri Highways and Transportation Commission, a six-member bipartisan board. Commission members are appointed by the governor for a six-year term and are confirmed by the Missouri Senate. The Commission appoints a director who is responsible for daily operations. The deputy director/chief engineer is in charge of MoDOT's road and bridge design, construction and maintenance activities. Support offices include financial services, legal, internal audits, human resources, external civil rights, communications and government relations.

A district engineer administers the department's work within seven geographical districts: Northwest, Northeast, Kansas City, Central, St. Louis, Southwest and Southeast.

Bridge Division produces structural designs and detailed plans for state highway bridges, including cost estimates and site-specific job provisions. The division also oversees the inspection of all state, city and county bridges and provides weight limits for all bridges.

Design prepares roadway plans and advertises projects for bids. Included in plan preparation are determinations of state and/or federal funding for projects; ground surveys and aerial photography; public involvement meetings; consideration of social, environmental and economic factors; and detailed plan design. The division develops specifications and cost estimates for highway projects prior to advertising for bids.

Construction and Materials administers contracts and performs material testing to ensure projects are of high quality and completed on time and within budget. Pavement selection and geotechnical information are provided for the design of roads and bridges. The division also performs research on products used in construction.

Transportation Planning is responsible for long-range planning, data administration, systems analysis and programming. The division also develops and tracks the five-year Statewide Transportation Improvement Program, the department's highway and bridge construction program. The division also works to improve MoDOT's efficiency through performance management.

Highway Safety and Traffic provides statewide coordination of traffic incident management activities, work zone management, traveler information programs and policy to support signing, striping, traffic signal operations, traffic lighting and roadway access programs. The division also works with safety advocates to develop strategies to prevent traffic fatalities.

Maintenance is responsible for maintaining state highways and bridges. Responsibilities include preservation, upkeep, operation and restoration of roadways, bridges, signs and traffic control equipment.

Motor Carrier Services helps commercial motor carriers get the information, credentials and permits they need to conduct business in Missouri. The division also enforces safety regulations.

Multimodal Operations is responsible for administering a number of state and federal programs that fund and support aviation, railroads, transit and waterways.

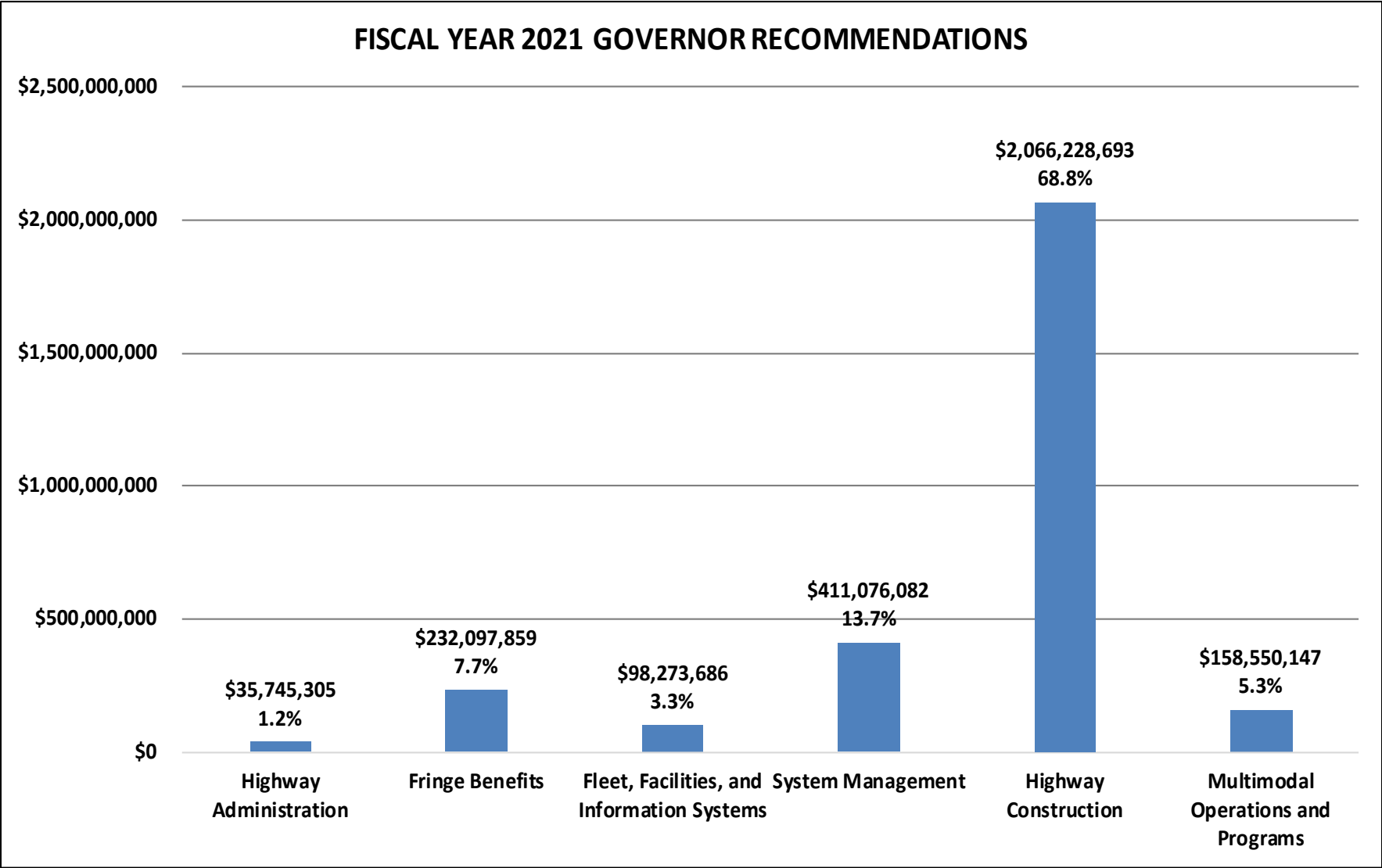
Funding: Missouri receives transportation revenue from the federal government from the state's share of the nation's 18.4-cent per gallon tax on gasoline and 24.4-cent per gallon tax on diesel fuel. It also includes various highway user fees and other grants. The largest source of state revenue is from the state's 17-cent per gallon fuel tax. MoDOT also receives a 9-cent per gallon tax on aviation fuel and a share of vehicle and driver licensing fees, as well as sales and use taxes on motor vehicle purchases and leases. Fuel tax, license fees and motor vehicle sales tax revenue may only be used on the state's roads and bridges, per the Missouri Constitution.

DEPARTMENT OF TRANSPORTATION

FINANCIAL SUMMARY

	FY 2019 EXPENDITURE	FY 2020 APPROPRIATION	FY 2021 REQUEST	FY 2021 GOVERNOR RECOMMENDS
Highway Administration	\$ 30,557,769	\$ 35,694,589	\$ 36,265,079	\$ 35,745,305
Fringe Benefits	201,501,179	227,991,317	233,747,498	232,097,859
Fleet, Facilities, and Information Systems	69,750,614	89,797,680	105,326,569	98,273,686
System Management	357,194,803	407,317,033	413,564,016	411,076,082
Highway Construction	1,283,408,545	2,021,938,021	2,071,077,393	2,066,228,693
Multimodal Operations and Programs	83,989,751	151,210,070	163,621,969	158,550,147
State Legal Expense Fund Transfer	0	1	1	1
DEPARTMENTAL TOTAL	\$ 2,026,402,661	\$ 2,933,948,711 *	\$ 3,023,602,525	\$ 3,001,971,773
General Revenue Fund	13,424,420	168,570,485	131,920,485	117,809,632
Federal Funds	78,045,933	134,792,908	138,822,467	138,820,930
Motorcycle Safety Trust Fund	278,375	425,000	350,000	350,000
Grade Crossing Safety Account Fund	864,524	3,000,000	3,000,000	3,000,000
State Road Bond Fund	188,848,229	201,259,881	201,259,881	201,259,881
State Road Fund	1,735,022,419	2,407,896,712	2,530,196,956	2,522,682,639
Railroad Expense Fund	939,510	1,012,004	1,028,061	1,026,502
State Transportation Fund	4,786,720	5,054,249	5,060,704	5,060,254
State Transportation Assistance Revolving Fund	8,144	1,000,000	1,000,000	1,000,000
Aviation Trust Fund	4,184,387	10,937,472	10,963,971	10,961,935
Total Full-time Equivalent Employees	5,663.69	5,547.87	5,547.87	5,532.87
Federal Funds	10.93	14.29	14.29	14.29
Other Funds	5,652.76	5,533.58	5,533.58	5,518.58

* Does not include \$12,000,000 recommended in the Fiscal Year 2020 Supplemental Appropriations. See the Supplemental section of the Missouri Budget for details regarding the Department of Transportation supplemental appropriations.



**DEPARTMENT OF TRANSPORTATION
HIGHWAY ADMINISTRATION**

FINANCIAL SUMMARY

	FY 2019 EXPENDITURE	FY 2020 APPROPRIATION	FY 2021 GOVERNOR RECOMMENDS
Administration			
TOTAL	\$ 30,557,769	\$ 35,694,589	\$ 35,745,305
Federal Funds	5,000	5,619	6,645
Other Funds	30,552,769	35,688,970	35,738,660
Total Full-time Equivalent Employees	329.76	347.57	345.57

Highway Administration supports the Missouri Highways and Transportation Commission operations and the department's centralized functions: auditing, accounting, risk management, financial planning, government relations, communications, and human resource management.

Fiscal Year 2021 Governor's Recommendations

- \$639,092 federal and other funds for performance incentives for high-achieving department employees.
- \$117,150 State Road Fund for the MoDOT pay plan.
- \$18,424 State Road Fund for the market adjustment pay plan.
- \$358,908 State Road Fund for the remaining pay periods of the Fiscal Year 2020 approved MoDOT pay plan.
- (\$1,073,621) State Road Fund and (two) staff core reduction from the Fiscal Year 2020 appropriation level.
- (\$9,237) federal and other funds reallocated to various divisions for mileage reimbursement costs.

**DEPARTMENT OF TRANSPORTATION
FRINGE BENEFITS**

FINANCIAL SUMMARY

	FY 2019 EXPENDITURE	FY 2020 APPROPRIATION	FY 2021 GOVERNOR RECOMMENDS
Highway Administration	\$ 30,060,392	\$ 33,555,629	\$ 34,155,642
Highway Construction	45,901,683	53,585,835	54,427,603
Maintenance	116,651,919	128,223,132	132,222,882
Fleet, Facilities, and Information Systems	7,717,699	11,133,124	9,765,838
Multimodal Operations and Programs	1,169,486	1,493,597	1,525,894
TOTAL	\$ 201,501,179	\$ 227,991,317	\$ 232,097,859
Federal Funds	393,071	499,675	510,041
Other Funds	201,108,108	227,491,642	231,587,818
Total Full-time Equivalent Employees	0.00	0.00	0.00

The Missouri Department of Transportation (MoDOT) compensates its employees in part through various fringe benefits including retirement and long-term disability contributions, medical and life insurance, retirees' medical insurance, dental insurance, workers' compensation, and the employee assistance program.

Fiscal Year 2021 Governor's Recommendations

- \$370,673 federal and other funds for fringe benefit cost increases associated with performance incentives for high-achieving department employees.
- \$290,045 State Road Fund for fringe benefit cost increases.
- \$987,130 federal and other funds for fringe benefit cost increases associated with the MoDOT pay plan.
- \$1,629,757 federal and other funds for fringe benefit cost increases associated with the market adjustment pay plan.
- \$2,849,249 federal and other funds for fringe benefit cost increases associated with the remaining pay periods of the Fiscal Year 2020 approved MoDOT pay plan.
- (\$2,020,312) State Road Fund core reduction from the Fiscal Year 2020 appropriation level.

**DEPARTMENT OF TRANSPORTATION
FLEET, FACILITIES, AND INFORMATION SYSTEMS**

FINANCIAL SUMMARY

	FY 2019 EXPENDITURE	FY 2020 APPROPRIATION	FY 2021 GOVERNOR RECOMMENDS
Fleet, Facilities, and Information Systems			
TOTAL	\$ 69,750,614	\$ 89,797,680	\$ 98,273,686
Other Funds	69,750,614	89,797,680	98,273,686
Total Full-time Equivalent Employees	208.38	296.25	283.25

This program area supports the General Services and Information Systems divisions and district operations by providing fleet and facilities, procurement, and other services to the department. The Information Systems Division delivers information technology solutions, services, and support.

Fiscal Year 2021 Governor's Recommendations

- \$14,580,000 State Road Fund for fleet replacement.
- \$560,000 State Road Fund for weigh station improvements.
- \$80,736 State Road Fund for the MoDOT pay plan.
- \$34,908 State Road Fund for the market adjustment pay plan.
- \$220,362 State Road Fund for the remaining pay periods of the Fiscal Year 2020 approved MoDOT pay plan.
- (\$7,000,000) State Road Fund and (13) staff core reduction from the Fiscal Year 2020 appropriation level.

**DEPARTMENT OF TRANSPORTATION
SYSTEM MANAGEMENT**

FINANCIAL SUMMARY

	FY 2019 EXPENDITURE	FY 2020 APPROPRIATION	FY 2021 GOVERNOR RECOMMENDS
Maintenance	\$ 339,878,154	\$ 385,017,308	\$ 388,776,357
Highway Safety Grants	15,203,733	19,000,000	19,000,000
Motor Carrier Safety Assistance	2,112,916	3,299,725	3,299,725
TOTAL	\$ 357,194,803	\$ 407,317,033	\$ 411,076,082
Federal Funds	17,632,389	22,685,010	22,693,541
Other Funds	339,562,414	384,632,023	388,382,541
Total Full-time Equivalent Employees	3,854.84	3,543.93	3,543.93

Systems management supports highway safety initiatives; motor carrier services; and is responsible for the state road system, welcome centers, rest areas, and weigh stations. Functions include road and shoulder repair, bridge repair, snow and ice removal, traffic signal and sign maintenance, pavement marking, and right-of-way mowing.

Fiscal Year 2021 Governor's Recommendations

- \$9,200,000 State Road Fund for maintenance operating expenses.
- \$500,000 State Road Fund for a maintenance emergency operations market adjustment.
- \$1,073,376 federal and other funds for the MoDOT pay plan.
- \$2,388,708 State Road Fund for the market adjustment pay plan.
- \$2,950,302 federal and other funds for the remaining pay periods of the Fiscal Year 2020 approved MoDOT pay plan.
- \$407 federal funds reallocated from Highway Administration for mileage reimbursement costs.
- (\$12,353,744) other funds core reduction from the Fiscal Year 2020 appropriation level.

**DEPARTMENT OF TRANSPORTATION
HIGHWAY CONSTRUCTION**

FINANCIAL SUMMARY

	FY 2019 EXPENDITURE	FY 2020 APPROPRIATION	FY 2021 GOVERNOR RECOMMENDS
Construction	\$ 1,283,408,545	\$ 1,571,343,059	\$ 1,669,678,693
Bonding for Bridges	0	350,594,962	346,550,000
Transportation Cost-Share Program	0	50,000,000	50,000,000
Bridge Repair Program	0	50,000,000	0
TOTAL	\$ 1,283,408,545	\$ 2,021,938,021	\$ 2,066,228,693
General Revenue Fund	0	149,594,962	95,550,000
Other Funds	1,283,408,545	1,872,343,059	1,970,678,693
Total Full-time Equivalent Employees	1,239.05	1,324.44	1,324.44

This program area supports the state road construction program and activities such as contractor payments for road and bridge construction, consultant design services, land acquisition, and debt service on bonds.

Fiscal Year 2021 Governor's Recommendations

- \$93,368,501 State Road Fund for construction projects.
- \$8,334,239 State Road Fund for federal grants, a state freight/rail plan, and operating expenditures.
- \$416,052 State Road Fund for the MoDOT pay plan.
- \$364,448 State Road Fund for the market adjustment pay plan.
- \$1,343,856 State Road Fund for the remaining pay periods of the Fiscal Year 2020 approved MoDOT pay plan.
- \$8,538 State Road Fund reallocated from Highway Administration for mileage reimbursement costs.
- (\$50,000,000) core reduction for one-time expenditures.
- (\$9,544,962) core reduction from the Fiscal Year 2020 appropriation level, including (\$4,044,962) general revenue.

**DEPARTMENT OF TRANSPORTATION
MULTIMODAL OPERATIONS AND PROGRAMS**

FINANCIAL SUMMARY

	FY 2019 EXPENDITURE	FY 2020 APPROPRIATION	FY 2021 GOVERNOR RECOMMENDS
Multimodal Operations	\$ 3,992,085	\$ 5,202,617	\$ 5,258,585
Transit Programs			
Federal Transit Programs	26,597,547	49,500,000	53,500,000
State Aid for Transportation of Elderly, Disabled, and Low-Income Citizens	2,361,564	3,000,000	3,000,000
State Safety Oversight Program	200,297	632,453	632,453
Railroad Programs			
State Passenger Rail Assistance and Station Improvements	9,125,000	9,125,000	9,125,000
Railroad Grade Crossing Safety	864,524	3,000,000	3,000,000
Aviation Programs			
State Aid for Airports/Federal Aviation Assistance	20,491,626	35,000,000	35,000,000
Airport Capital Improvements	3,483,577	11,750,000	11,300,000
State Aid to Port Authorities	3,510,000	7,000,000	10,734,109
Federal Rail, Port, and Freight Assistance Program	12,399,012	26,000,000	26,000,000
Freight Enhancement	964,519	1,000,000	1,000,000
TOTAL	\$ 83,989,751	\$ 151,210,070	\$ 158,550,147
General Revenue Fund	13,424,420	18,975,522	22,259,631
Federal Funds	60,015,473	111,602,604	115,610,703
Other Funds	10,549,858	20,631,944	20,679,813
Total Full-time Equivalent Employees	31.66	35.68	35.68

MULTIMODAL OPERATIONS

This section supports non-highway programs, including aviation, transit, rail, waterways, and freight development. The transit section provides financial and technical assistance to public transit and specialized transit providers statewide through the administration of state and federal general public transportation programs, as well as specific transit programs for agencies serving senior citizens and/or persons with disabilities.

The rail section regulates and improves freight rail services, passenger rail service, rail safety outreach, light rail safety oversight, rail/highway construction, and railroad/highway grade crossing safety. The rail division also prepares and implements a state rail plan and administers state and federal funds to increase safety at railroad crossings.

The aviation section oversees state and federal funding programs for airport maintenance and capital improvement projects. This section is also responsible for airport safety inspections, maintaining the state airport systems plan, and working with local governments to secure federal aviation funding.

The waterways section provides technical assistance and administers port capital improvement programs. This section also assists cities and counties in forming port authorities that foster local economic growth. The freight development section works to increase efficiencies and reduce bottlenecks in freight movement, improve connections between transportation modes, and expand freight logistics opportunities.

Fiscal Year 2021 Governor's Recommendations

- \$14,372 federal and other funds for the MoDOT pay plan.
- \$3,000 federal and other funds for the market adjustment pay plan.
- \$38,304 federal and other funds for the remaining pay periods of the Fiscal Year 2020 approved MoDOT pay plan.
- \$292 other funds reallocated from Highway Administration for mileage reimbursement costs.

DEPARTMENT OF TRANSPORTATION MULTIMODAL OPERATIONS AND PROGRAMS

FEDERAL TRANSIT PROGRAMS

Federal funds support metropolitan transportation planning activities in seven areas: St. Louis, Kansas City, Springfield, Columbia, St. Joseph, Joplin, and Jefferson City. This program provides demographic forecasting, corridor studies, transit service analysis, route and schedule evaluation, financial capacity analysis, special needs investigations, and traffic and transit management studies.

Federal funds also provide rural and urban transit providers financial assistance and allow local transportation providers to purchase buses, related facilities and equipment, and other capital expenses.

Fiscal Year 2021 Governor's Recommendations

- \$4,000,000 federal funds for receiving and expending grants for bus replacements.

STATE AID FOR TRANSPORTATION OF ELDERLY, DISABLED, AND LOW-INCOME CITIZENS

The Missouri Elderly and Handicapped Transportation Assistance Program provides operating assistance for non-profit transportation providers serving the elderly and disabled individuals. State funds match local, private, and federal provider funds.

Fiscal Year 2021 Governor's Recommendations

Continue funding at the current level.

STATE SAFETY OVERSIGHT

This program provides funding to oversee safety issues and investigate light rail systems accidents. There are three operational systems – Metrolink in St. Louis, Kansas City Streetcar, and the Delmar Loop Trolley. The Delmar Loop Trolley began operations in November 2018 and serves areas in St. Louis and University City.

Fiscal Year 2021 Governor's Recommendations

Continue funding at the current level.

STATE PASSENGER RAIL ASSISTANCE AND STATION IMPROVEMENTS

Through the State Passenger Rail Assistance Program, Missourians enjoy rail service between Kansas City and St. Louis, with stops in between. The state pays the direct costs of the twice-daily train route and provides small amounts of funding for station improvements to cities that own train stations.

Fiscal Year 2021 Governor's Recommendations

Continue funding at the current level.

RAILROAD GRADE CROSSING SAFETY

This program provides state and federal funding to complete safety railroad grade crossing safety projects. A motor-vehicle licensing fee provides state funds.

Fiscal Year 2021 Governor's Recommendations

Continue funding at the current level.

DEPARTMENT OF TRANSPORTATION MULTIMODAL OPERATIONS AND PROGRAMS

STATE AID FOR AIRPORTS/FEDERAL AVIATION ASSISTANCE/AIRPORT CAPITAL IMPROVEMENTS

To meet acceptable safety performance standards, this program uses state and federal funds for airport capital improvements, maintenance, safety-related items, and emergency repairs. The Aviation Trust Fund, funded by the aviation fuel tax, provides the state portion of funding for these projects.

Fiscal Year 2021 Governor's Recommendations

- (\$450,000) core reduction from the Fiscal Year 2020 appropriation level.

STATE AID TO PORT AUTHORITIES

This program provides funding to local port authorities for administration, planning, and development activities. The active port authorities in Missouri are: Heartland Port of Central Missouri; Howard/Cooper County Regional Port Authority; Jefferson County Port Authority; Pemiscot County Port Authority; Southeast Missouri Regional Port Authority; Mississippi County Port Authority; New Madrid County Port Authority; New Bourbon Regional Port Authority; St. Joseph Regional Port Authority; Pike/Lincoln County Port Authority; Lewis County Regional Port Authority; Marion County Port Authority; Mid-America Port Commission; Port of Kansas City; City of St. Louis Port Authority; and St. Louis County Port Authority.

Fiscal Year 2021 Governor's Recommendations

- \$3,734,109 for port capital improvement projects.

FEDERAL RAIL, PORT, AND FREIGHT ASSISTANCE PROGRAM

This program captures potential federal grant awards for rail, port, and freight projects.

Fiscal Year 2021 Governor's Recommendations

Continue funding at the current level.

FREIGHT ENHANCEMENT

The Freight Enhancement program invests in high priority freight projects that move goods between non-highway transportation modes throughout the State of Missouri. The projects improve connections between water, air, and rail transportation modes.

Fiscal Year 2021 Governor's Recommendations

Continue funding at the current level.



OFFICE of ADMINISTRATION

The Office of Administration serves as the administrative and managerial arm of State of Missouri government. Created by the General Assembly on January 15, 1973, the Office of Administration combines and coordinates the central management functions of state government.

The Office of Administration is comprised of seven divisions and the Office of Equal Opportunity. The department provides support, services, and solutions that allow other state departments to operate efficiently and effectively. The Commissioner of Administration acts as the Chief Executive with oversight of the Office of Administration's seven divisions.

Division of Accounting

The Division of Accounting maintains all financial records for State of Missouri appropriations and funds, processes payments, controls production of warrants, and distributes checks.

Division of Budget & Planning

Analyzes state government programs and provides recommendations and information to the Governor, General Assembly, and state agencies regarding fiscal and other policies.

Division of Facilities Management, Design & Construction (FMDC)

Provides project management and construction administration for capital improvement projects. FMDC also operates, maintains and manages state-owned office buildings and other structures, and is responsible for acquiring and managing leased space.

Division of General Services

Provides state agencies with a variety of support services, such as: printing, mail services, fleet management, vehicle maintenance, and administration of the legal expense fund and the state employee workers' compensation program. General Services also maintains responsibility for the statewide in-house recycling program; transfers and/or disposes of state agencies' surplus property to maximize state resources; and administers the Federal Surplus Property Program.

Division of Information Technology Services

Manages state information technology resources; provides mainframe computer processing services through the State Data Center; manages the State's telecommunication services; and provides Internet services, and network support to all state agencies.

Division of Personnel

Provides central human resource (HR) management programs and services to all executive branch departments in compliance with the State Personnel Law.

Division of Purchasing

Centralizes procurement to save money by purchasing supplies, materials, and services in larger quantities and encourages competitive bidding and awards on all contracts.

Office of Equal Opportunity (OEO)

Promotes a diversified workforce within state government. OEO also assists women and minorities in developing opportunities to contract with the state to economically empower traditionally under-served communities and improve the overall fiscal vitality of the State of Missouri.

The Commissioner of Administration serves on the following boards and commissions:

- Board of Fund Commissioners
- Board of Unemployment Fund Financing
- Minority Business Advocacy Commission
- Missouri Consolidated Health Care Plan
- Missouri Higher Education Savings Program
- Missouri Public Entity Management Fund
- Missouri State Capitol Commission
- Missouri State Employment Retirement System
- Petroleum Storage Insurance Tank Fund
- Missouri Achieving a Better Life Experience Program

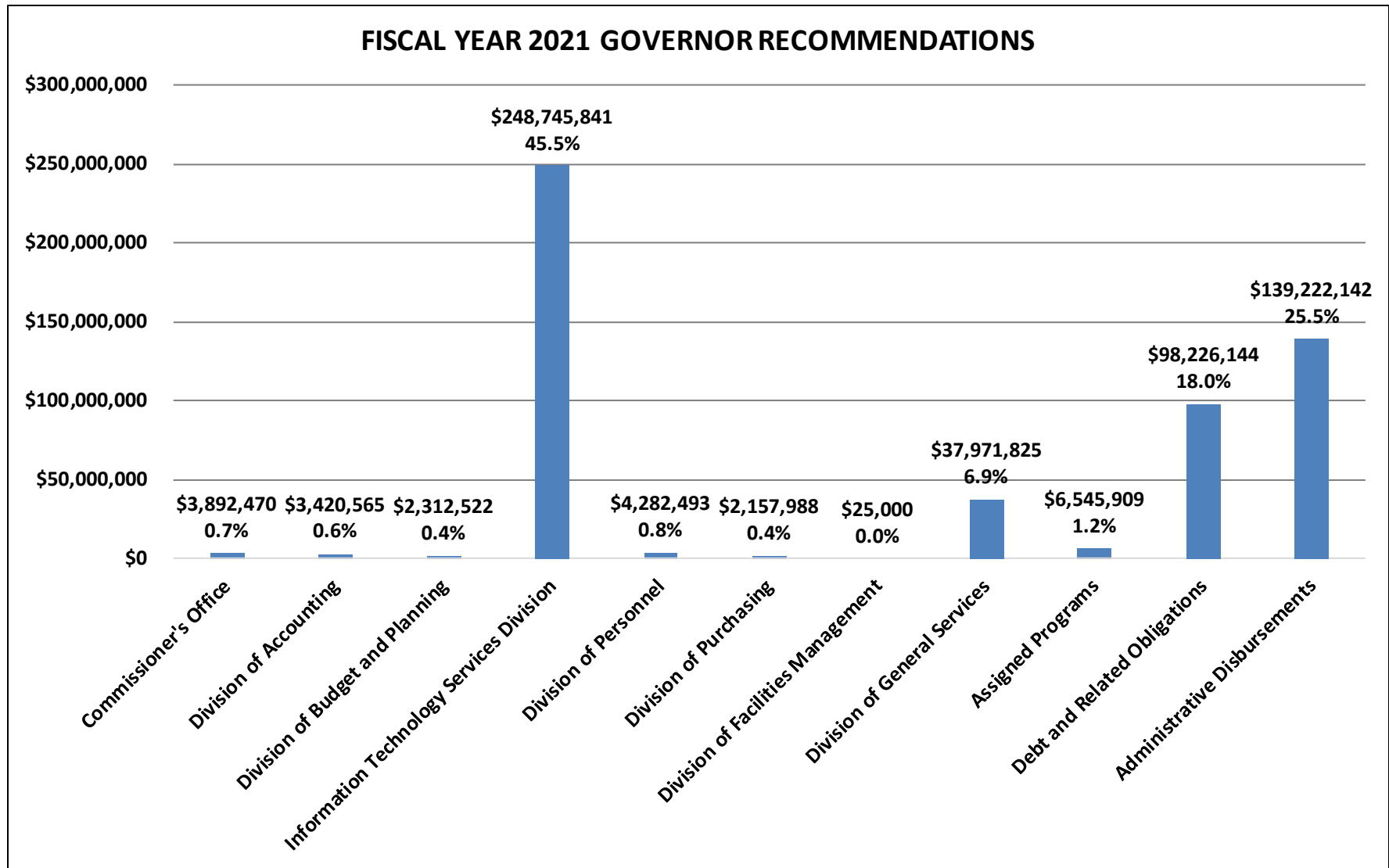
Support. Services. Solutions.

OFFICE OF ADMINISTRATION

FINANCIAL SUMMARY

	FY 2019 EXPENDITURE	FY 2020 APPROPRIATION	FY 2021 REQUEST	FY 2021 GOVERNOR RECOMMENDS
Commissioner's Office	\$ 991,433	\$ 7,133,735	\$ 7,135,426	\$ 3,892,470
Division of Accounting	2,186,080	3,200,808	3,276,979	3,420,565
Division of Budget and Planning	1,666,109	2,225,706	2,290,913	2,312,522
Information Technology Services Division	125,880,222	245,333,999	296,282,912	248,745,841
Division of Personnel	3,113,396	4,608,950	3,160,997	4,282,493
Division of Purchasing	1,963,837	2,102,688	2,137,490	2,157,988
Division of Facilities Management, Design and Construction	0	25,000	25,000	25,000
Division of General Services	26,204,554	37,914,311	37,953,631	37,971,825
Assigned Programs	4,861,359	6,547,819	6,515,478	6,545,909
Debt and Related Obligations	111,947,681	98,328,569	98,226,144	98,226,144
Administrative Disbursements	34,639,291	25,080,343	38,730,342	139,222,142
State Legal Expense Fund Transfer	585,000	1	1	1
DEPARTMENTAL TOTAL	\$ 314,038,962	\$ 432,501,929 *	\$ 495,735,313	\$ 546,802,900
General Revenue Fund	226,497,063	235,297,459	284,665,740	333,589,722
Federal Funds	56,645,040	100,750,473	99,571,062	99,536,347
Other Funds	30,896,859	96,453,997	111,498,511	113,676,831
Total Full-time Equivalent Employees	1,789.40	1,892.72	1,894.72	1,894.72
General Revenue Fund	702.61	686.21	688.21	688.21
Federal Funds	239.46	321.29	321.29	321.29
Other Funds	847.33	885.22	885.22	885.22

* Does not include \$385,775 recommended in the Fiscal Year 2020 Supplemental Appropriations. See the Supplemental section of the Missouri Budget for details regarding the Office of Administration supplemental appropriations.



**OFFICE OF ADMINISTRATION
COMMISSIONER'S OFFICE**

FINANCIAL SUMMARY

	FY 2019 EXPENDITURE	FY 2020 APPROPRIATION	FY 2021 GOVERNOR RECOMMENDS
Commissioner's Office	\$ 672,586	\$ 1,750,088	\$ 1,506,535
Office of Equal Opportunity	318,847	383,647	385,935
Judicial Electronic Monitoring Pilot	0	5,000,000	2,000,000
TOTAL	\$ 991,433	\$ 7,133,735	\$ 3,892,470
General Revenue Fund	991,433	6,878,698	3,745,980
Federal Funds	0	253,134	50,249
Other Funds	0	1,903	96,241
Total Full-time Equivalent Employees	12.59	17.50	17.50

The chief administrative officer is the Commissioner of Administration, who is appointed by the Governor with the advice and consent of the Senate. The Commissioner appoints the Deputy Commissioner/Chief Counsel, Assistant Commissioner and the directors of the divisions who report directly to her. The divisions are Accounting; Budget and Planning; Facilities Management, Design and Construction; General Services; Information Technology Services; and Purchasing. The Director of the Division of Personnel is appointed by the Governor and reports to the Commissioner of Administration.

The Office of Equal Opportunity, created by Executive Order 10-24, assists and monitors state agencies in promoting and ensuring equal opportunity within state government through employment, provision of services, and operation of facilities.

Fiscal Year 2021 Governor's Recommendations

- \$246,670 for performance incentives for high-achieving department employees, including \$100,180 general revenue.
- \$10,942 for pay plan.
- \$15,936 for the remaining pay periods of the Fiscal Year 2020 approved pay plan.
- (\$3,500,000) core reduction from the Fiscal Year 2020 appropriation level, including (\$3,250,000) general revenue.
- (\$9,313) reallocated to various divisions for mileage reimbursement costs, including (\$4,276) general revenue.
- (\$5,500) reallocated to the Division of Personnel.

**OFFICE OF ADMINISTRATION
DIVISION OF ACCOUNTING**

FINANCIAL SUMMARY

	FY 2019 EXPENDITURE	FY 2020 APPROPRIATION	FY 2021 GOVERNOR RECOMMENDS
Accounting			
TOTAL	\$ 2,186,080	\$ 3,200,808	\$ 3,420,565
General Revenue Fund	2,186,080	3,200,808	3,420,565
Total Full-time Equivalent Employees	47.42	70.00	70.00

The Division of Accounting provides central accounting and central payroll system services for state government, producing checks and electronic payments for state vendors and state employees. The division publishes annual statewide financial reports, administers bond sales for the Board of Fund Commissioners, Board of Public Buildings, and Board of Unemployment Fund Financing, and administers the social security coverage for all employees of the state and its political subdivisions.

Fiscal Year 2021 Governor's Recommendations

- \$111,400 and two staff for enterprise resource planning system implementation.
- \$32,233 for pay plan.
- \$44,887 for the remaining pay periods of the Fiscal Year 2020 approved pay plan.
- \$31,190 for the remaining pay periods of the Fiscal Year 2020 approved pay plan associated with the recently completed compensation study to move to market-based minimums.
- \$47 reallocated from the Commissioner's Office for mileage reimbursement costs.
- (Two) staff core reduction from the Fiscal Year 2020 appropriation level.

**OFFICE OF ADMINISTRATION
DIVISION OF BUDGET AND PLANNING**

FINANCIAL SUMMARY

	FY 2019 EXPENDITURE	FY 2020 APPROPRIATION	FY 2021 GOVERNOR RECOMMENDS
Budget and Planning	\$ 1,666,109	\$ 1,971,738	\$ 2,017,221
Census Preparation	0	253,968	295,301
TOTAL	\$ 1,666,109	\$ 2,225,706	\$ 2,312,522
General Revenue Fund	1,666,109	2,225,706	2,312,522
Total Full-time Equivalent Employees	25.78	29.00	31.00

The Division of Budget and Planning analyzes state government programs and provides recommendations and information to the Commissioner of Administration, Governor, General Assembly, and state agencies regarding fiscal and other policies. The division prepares the budget instructions, reviews agency budget requests, prepares the annual executive budget, analyzes economic and demographic conditions, forecasts state revenues, and conducts technical policy and program analyses. To assist in state government management, the division controls appropriation allotments, manages the automated state budget system, prepares legislative fiscal notes, reviews legislation, tracks agency performance measures, analyzes and develops policy options, and reviews federal issues and their impact on Missouri. The division prepares population estimates and projections, required by state and local agencies, and serves as Missouri's liaison to the United States Bureau of the Census.

Fiscal Year 2021 Governor's Recommendations

- \$143,228 and two staff to continue census preparation activities.
- \$21,645 for pay plan.
- \$27,828 for the remaining pay periods of the Fiscal Year 2020 approved pay plan.
- \$7,671 for the remaining pay periods of the Fiscal Year 2020 approved pay plan associated with the recently completed compensation study to move to market-based minimums.
- \$36 reallocated from the Commissioner's Office for mileage reimbursement costs.
- (\$113,592) core reduction for one-time expenditures.

**OFFICE OF ADMINISTRATION
INFORMATION TECHNOLOGY SERVICES DIVISION**

FINANCIAL SUMMARY

	FY 2019 EXPENDITURE	FY 2020 APPROPRIATION	FY 2021 GOVERNOR RECOMMENDS
ITSD Consolidation	\$ 123,986,240	\$ 242,333,999	\$ 243,745,841
eProcurement	1,893,982	3,000,000	5,000,000
TOTAL	\$ 125,880,222	\$ 245,333,999	\$ 248,745,841
General Revenue Fund	57,489,026	84,276,985	84,471,030
Federal Funds	49,793,986	90,353,423	91,004,509
Other Funds	18,597,210	70,703,591	73,270,302
Total Full-time Equivalent Employees	938.88	968.50	968.50

ITSD's mission is to provide the IT services and systems that allow state agencies to fulfill their missions while maximizing the total value of the State's IT infrastructure, workforce and contracts for the benefit of all. ITSD provides network, data center, telecommunication services, helpdesk, application development, and other services for most of Missouri State Government. Led by the Chief Information Officer (CIO), the division sets a foundation for a unified IT office that delivers superior quality at reduced cost.

Fiscal Year 2021 Governor's Recommendations

- \$5,000,000 for the creation of new advanced customer service technologies.
- \$2,100,000 Division of Alcohol and Tobacco Control Fund for the modernization of the Department of Public Safety's Alcohol and Tobacco Control online system.
- \$2,000,000 eProcurement and State Technology Fund for the receipt and expenditure of funds for eProcurement activities.
- \$800,000 to manage the state's mainframe services.
- \$550,750 for the development of a mobile application for Department of Health and Senior Services staff to conduct Home and Community Based Services assessments, including \$75,375 general revenue.
- \$500,000 for the implementation of new level of care requirements in the Department of Health and Senior Services web tool, including \$125,000 general revenue.
- \$475,000 to manage the state's cloud services.
- \$122,000 for equipment maintenance for the Department of Revenue.
- \$494,350 for pay plan, including \$257,441 general revenue.
- \$651,266 for the remaining pay periods of the Fiscal Year 2020 approved pay plan, including \$373,698 general revenue.
- \$297,638 for the remaining pay periods of the Fiscal Year 2020 approved pay plan associated with the recently completed compensation study to move to market-based minimums, including \$170,733 general revenue.
- \$6,125 reallocated from the Commissioner's Office for mileage reimbursement costs, including \$3,097 general revenue.
- (\$9,394,488) core reduction from the Fiscal Year 2020 appropriation level, including (\$7,017,500) general revenue.
- (\$190,799) core reduction for one-time expenditures.

**OFFICE OF ADMINISTRATION
DIVISION OF PERSONNEL**

FINANCIAL SUMMARY

	FY 2019 EXPENDITURE	FY 2020 APPROPRIATION	FY 2021 GOVERNOR RECOMMENDS
Personnel			
TOTAL	\$ 3,113,396	\$ 4,608,950	\$ 4,282,493
General Revenue Fund	2,988,846	4,048,950	4,282,493
Federal Funds	47,000	166,000	0
Other Funds	77,550	394,000	0
Total Full-time Equivalent Employees	55.59	72.97	72.97

The Division of Personnel is responsible for administering functions set forth in State Personnel Law (Chapter 36, RSMo), which includes maintaining the Uniform Classification and Pay System (UCP), as well as personnel standards on a merit basis for programs required by federal law or regulations. The UCP system is designed to support equity in position classification and pay among state employees in most executive branch agencies and to allow coordinated compensation policies. The Division of Personnel delivers training programs and services to support a culture of continuous improvement, high performance, and accountability. Division staff provide consultative services in a variety of human resource topics. Additional areas of responsibilities involve recruitment, retention, employee recognition programs, and labor contract negotiations.

The Personnel Advisory Board (PAB) has oversight responsibility for the Uniform Classification and Pay system and has rule-making authority for State Personnel Law. Responsibilities also include making recommendations to the Governor and the general assembly regarding the state's pay plan. The PAB consists of seven members, six of whom are appointed by the Governor with the advice and consent of the Senate. Four members are appointed from the public at large, one is a member of executive management in state government, and one is a non-management state employee. The seventh member is the person designated as the state equal opportunity officer, now known as the Director of the Office of Equal Opportunity.

Fiscal Year 2021 Governor's Recommendations

- \$890,000 for statewide best-in-class talent management support.
- \$200,000 for frontline improvement incentive awards.
- \$31,627 for pay plan.
- \$42,778 for the remaining pay periods of the Fiscal Year 2020 approved pay plan.
- \$3,507 for the remaining pay periods of the Fiscal Year 2020 pay plan associated with the recently completed compensation study to move to market-based minimums.
- \$5,500 reallocated from the Commissioner's Office.
- \$131 reallocated from the Commissioner's Office for mileage reimbursement costs.
- (\$1,500,000) core reduction for one-time expenditures, including (\$940,000) general revenue.

**OFFICE OF ADMINISTRATION
DIVISION OF PURCHASING**

FINANCIAL SUMMARY

	FY 2019 EXPENDITURE	FY 2020 APPROPRIATION	FY 2021 GOVERNOR RECOMMENDS
Purchasing	\$ 1,831,856	\$ 1,936,570	\$ 2,157,988
Contract Review	131,981	166,118	0
TOTAL	\$ 1,963,837	\$ 2,102,688	\$ 2,157,988
General Revenue Fund	1,945,747	2,079,971	2,134,705
Federal Funds	9,003	11,296	11,578
Other Funds	9,087	11,421	11,705
Total Full-time Equivalent Employees	36.02	37.00	37.00

The Division of Purchasing (Purchasing) is responsible for the procurement of all state-required supplies, materials, equipment, and professional or general services, except for those agencies exempted by law. Purchasing executes procurement functions in accordance with applicable statutes by maximizing competition in the procurement process, conducting evaluations and negotiations as appropriate, and awarding contracts to the “lowest and best” bidders. Additionally, Purchasing is responsible for cooperative contracts, emergency procurement authorizations, single feasible source contracts, special delegations of authority, as well as other procurement authorizations as permitted by law.

Fiscal Year 2021 Governor’s Recommendations

- \$20,554 for pay plan, including \$20,324 general revenue.
- \$29,865 for the remaining pay periods of the Fiscal Year 2020 approved pay plan, including \$29,529 general revenue.
- \$4,825 for the remaining pay periods of the Fiscal Year 2020 pay plan associated with the recently completed compensation study to move to market-based minimums.
- \$56 reallocated from the Commissioner’s Office for mileage reimbursement costs.

**OFFICE OF ADMINISTRATION
DIVISION OF FACILITIES MANAGEMENT, DESIGN AND CONSTRUCTION**

FINANCIAL SUMMARY

	FY 2019 EXPENDITURE	FY 2020 APPROPRIATION	FY 2021 GOVERNOR RECOMMENDS
State Capitol Commission Fund			
TOTAL	\$ 0	\$ 25,000	\$ 25,000
State Capitol Commission Fund	0	25,000	25,000
Total Full-time Equivalent Employees	503.89	504.25	504.25

The Division of Facilities Management, Design and Construction's (FMDC) mission is to provide a superior workplace environment for state occupants and their visitors and protect the State's investments in property assets. The goal of FMDC is to provide agencies with the information and resources that will support their development of high-performance workplaces - workplaces that will meet agencies' business needs and can be readily adapted to changing work place practices and strategies. The Executive Budget's Real Estate section contains the division's operating funds. Additionally, FMDC draws upon funds in the Capital Improvements appropriation bills.

Fiscal Year 2021 Governor's Recommendations

Continue funding at the current level.

**OFFICE OF ADMINISTRATION
DIVISION OF GENERAL SERVICES**

FINANCIAL SUMMARY

	FY 2019 EXPENDITURE	FY 2020 APPROPRIATION	FY 2021 GOVERNOR RECOMMENDS
General Services	\$ 925,690	\$ 989,095	\$ 1,019,770
State Legal Expense Fund	23,018,670	33,607,565	33,607,565
Surplus Property	959,345	1,421,164	1,548,602
Fixed Price Vehicle Program	938,680	1,495,994	1,495,994
Surplus Property Recycling	98,263	100,599	0
Surplus Property Sale Proceed	263,906	299,894	299,894
TOTAL	\$ 26,204,554	\$ 37,914,311	\$ 37,971,825
General Revenue Fund	19,550,690	19,614,095	19,644,770
Other Funds	6,653,864	18,300,216	18,327,055
Total Full-time Equivalent Employees	106.41	124.00	124.00

The Division of General Services provides essential support services to state departments and to the Office of Administration. State Printing provides comprehensive reproduction services including design, printing, finishing, and quick copy services. Central Mail Services advises agencies on efficient mailing practices and provides comprehensive mailing services to most state agencies operating within the Jefferson City area. Risk Management administers the State Legal Expense Fund and the workers' compensation program for state employees, purchases insurance as required, and advises state agencies on risk management issues. Vehicle Maintenance operates a centralized maintenance facility to provide mechanical repairs and body shop services for state vehicles based in the Mid-Missouri area. Fleet Management establishes statewide policies governing state vehicle operations and management; coordinates a centralized fleet information system; operates a consolidated car pool serving agencies in the Jefferson City area; and serves as a resource for fleet management issues. Surplus Property is responsible for transfers and disposal of state surplus property and distribution of excess federal property to eligible entities. State Recycling coordinates statewide recycling efforts and serves as a resource for recycling issues. General Services also coordinates the Missouri State Employees Charitable Campaign.

Fiscal Year 2021 Governor's Recommendations

- \$18,268 for pay plan, including \$9,382 general revenue.
- \$26,454 for the remaining pay periods of the Fiscal Year 2020 approved pay plan, including \$13,587 general revenue.
- \$12,718 for the remaining pay periods of the Fiscal Year 2020 pay plan associated with the recently completed compensation study to move to market-based minimums, including \$7,657 general revenue.
- \$74 reallocated from the Commissioner's Office for mileage reimbursement costs, including \$49 general revenue.

**OFFICE OF ADMINISTRATION
ASSIGNED PROGRAMS**

FINANCIAL SUMMARY

	FY 2019 EXPENDITURE	FY 2020 APPROPRIATION	FY 2021 GOVERNOR RECOMMENDS
Administrative Hearing Commission	\$ 920,143	\$ 1,210,862	\$ 1,155,530
Office of Child Advocate	325,967	386,836	396,048
Children's Trust Fund	2,068,754	3,200,438	3,208,181
Governor's Council on Disability	186,862	209,138	214,087
Missouri Ethics Commission	1,359,633	1,540,545	1,572,063
TOTAL	\$ 4,861,359	\$ 6,547,819	\$ 6,545,909
General Revenue Fund	2,620,159	3,065,141	3,133,177
Federal Funds	140,845	146,620	150,011
Other Funds	2,100,355	3,336,058	3,262,721
Total Full-time Equivalent Employees	62.82	69.50	69.50

ADMINISTRATIVE HEARING COMMISSION

The Administrative Hearing Commission (AHC) is an executive branch court that decides disputes, usually between a state agency and a business or individual, after a trial-type hearing. Its decisions are subject to review by judicial branch courts, if a party wishes to appeal. The AHC's jurisdiction is broad and frequently expanding with the passage of new legislation. Matters under its jurisdiction include state tax disputes; Medicaid provider payment disputes; due process complaints filed under the federal Individuals with Disabilities Education Act (IDEA); appeal of personnel matters under the state's merit system; discipline of professional licenses, as well as appeals of denials of those licenses; motor vehicle dealer licenses; decisions of certain commissions under the Department of Natural Resources; appeals of orders issued by the Ethics Commission; liquor control licenses; motor carrier and railroad safety matters; and surety agent licenses. The AHC is also statutorily charged with jurisdiction over certain franchisor-franchisee disputes, and serves as hearing officer pursuant to memoranda of understanding with the Missouri Commission on Human Rights and the Department of Agriculture. The AHC's jurisdiction also includes appeals from Department of Elementary and Secondary Education decisions involving scholarship-granting organizations and special education students. The AHC's jurisdiction was recently expanded to include appeals of denials of medical marijuana facilities' licenses and qualifying patients' identification cards. The AHC consists of not more than five commissioners, appointed by the Governor and confirmed by the Senate, who serve six-year terms.

Fiscal Year 2021 Governor's Recommendations

- \$10,817 for pay plan, including \$10,277 general revenue.
- \$14,958 for the remaining pay periods of the Fiscal Year 2020 approved pay plan.
- \$504 for the remaining pay periods of the Fiscal Year 2020 pay plan associated with the recently completed compensation study to move to market-based minimums.
- \$9 reallocated from the Commissioner's Office for mileage reimbursement costs.
- (\$81,620) Administrative Hearing Commission Educational Due Process Hearing Fund core reduction from the Fiscal Year 2020 appropriation level.

OFFICE OF ADMINISTRATION ASSIGNED PROGRAMS

OFFICE OF CHILD ADVOCATE

The Office of Child Advocate (OCA) provides families and citizens an avenue through which they can obtain an independent and impartial review of the decisions and/or actions made by the Department of Social Services, Children's Division. The main duties of the Office of Child Advocate are: (1) review foster care cases; (2) review unsubstantiated hotline investigations; (3) mediate between parents and schools regarding abuse allegations that occur in a school setting; (4) review child fatalities when there is a history of child abuse and neglect concerns or involvement with the Children's Division; (5) intervene on behalf of a child during judicial proceedings; (6) review policy and procedures of the Children's Division, the Juvenile Office and guardian ad litem within a county; and (7) provide information and referrals for families needing resources. The OCA is managed by the Child Advocate, who is appointed jointly by the Governor and the Chief Justice of the Missouri Supreme Court, with the advice and consent of the Senate, and reports to the Commissioner of Administration.

Fiscal Year 2021 Governor's Recommendations

- \$3,693 for pay plan, including \$2,356 general revenue.
- \$5,378 for the remaining pay periods of the Fiscal Year 2020 approved pay plan, including \$3,430 general revenue.
- \$141 reallocated from the Commissioner's Office for mileage reimbursement costs, including \$35 general revenue.

CHILDREN'S TRUST FUND

The Children's Trust Fund (CTF) works to prevent child abuse and neglect and strengthen families through grant distribution, education, awareness, and training. CTF was established by state statute in 1983 as a public-private partnership governed by a 17-member Board of Directors, including 13 public members appointed by the Governor and four legislators. Unique in its origin and mission, CTF is the only state agency to receive non-general revenue funding for the specific purpose of child abuse and neglect prevention. Funding is obtained from dedicated fees on marriage licenses and vital records, voluntary contributions designated on Missouri state income tax returns, sales of the CTF prevent child abuse license plate depicting a child's green handprints, general donations, interest income from the Fund, and other grants. CTF provides funding to community-based programs throughout the state, with a focus on evidence-based programs, child fatality prevention, child sexual abuse prevention, and capacity building.

Fiscal Year 2021 Governor's Recommendations

- \$2,927 Children's Trust Fund for pay plan.
- \$4,261 Children's Trust Fund for the remaining pay periods of the Fiscal Year 2020 approved pay plan.
- \$555 Children's Trust Fund reallocated from the Commissioner's Office for mileage reimbursement costs.

OFFICE OF ADMINISTRATION ASSIGNED PROGRAMS

GOVERNOR'S COUNCIL ON DISABILITY

The Governor's Council on Disability (GCD) provides education and technical assistance to people with disabilities and the public about civil rights, employment, education, housing, transportation, and other disability-related topics; GCD ensures equal access and full participation for all individuals with disabilities in their communities at the local, state, and federal levels. GCD works to ensure that proposed legislation respect the rights of people with disabilities through legislative updates and the Legislation Education Project. The Council offers a summer leadership program for high school students with disabilities called the Missouri Youth Leadership Forum. Annually, the Inclusion Awards honors employers, or other entities or individuals, who have done an outstanding job promoting the inclusion of people with disabilities in the state. Additionally, the Youth Leadership Award honors a youth with disabilities who demonstrates outstanding leadership skills in their community. The Website/IT award is awarded to the non-profit, business, or local government agency that provides a fully accessible, user-friendly website. The Governor appoints a chairperson and 20 council members representing each of the eight US Congressional Districts. The majority of the council members are individuals with disabilities. The chairperson requires the advice and consent of the Senate.

Fiscal Year 2021 Governor's Recommendations

- \$1,872 for pay plan.
- \$2,727 for the remaining pay periods of the Fiscal Year 2020 approved pay plan.
- \$350 reallocated from the Commissioner's Office for mileage reimbursement costs.

MISSOURI PUBLIC ENTITY RISK MANAGEMENT PROGRAM

The Missouri Public Entity Risk Management (MOPERM) operates a shared-risk pool offering tort liability, property, and other coverages for participating political subdivisions of the state. MOPERM is governed by a board consisting of the Attorney General, the Commissioner of Administration, and four members appointed by the Governor with the advice and consent of the Senate, who are officers or employees of those public entities participating in the fund.

Fiscal Year 2021 Governor's Recommendations

Continue funding at the current level.

MISSOURI ETHICS COMMISSION

The Missouri Ethics Commission (MEC) is charged with the enforcement of conflict of interest, personal financial disclosure, and lobbying laws as well as campaign finance disclosure laws. The MEC also educates public officials, candidates for public office, registered lobbyists and the public about these laws. The MEC is composed of six members, appointed by the Governor with advice and consent of the Senate, for four year terms. Each member must be from a different congressional district with three Democrats and three Republicans serving at a given time.

Fiscal Year 2021 Governor's Recommendations

- \$12,643 for pay plan.
- \$18,409 for the remaining pay periods of the Fiscal Year 2020 approved pay plan.
- \$466 reallocated from the Commissioner's Office for mileage reimbursement costs.

**OFFICE OF ADMINISTRATION
DEBT AND RELATED OBLIGATIONS**

FINANCIAL SUMMARY

	FY 2019 EXPENDITURE	FY 2020 APPROPRIATION	FY 2021 GOVERNOR RECOMMENDS
Board of Public Buildings Debt Service	\$ 61,784,771	\$ 61,648,355	\$ 61,550,555
Lease/Purchase Debt Service	16,083,658	2,411,807	2,413,807
Missouri Health and Educational Facilities Authority Debt Service	2,519,375	2,520,875	2,521,750
Missouri Historical Society Building Debt Service	2,328,594	2,322,594	2,318,469
Debt Management	35,234	83,300	83,300
Convention and Sports Complex Projects	17,000,000	17,000,000	17,000,000
Fulton State Hospital Bonding	12,196,049	12,341,638	12,338,263
TOTAL	\$ 111,947,681	\$ 98,328,569	\$ 98,226,144
General Revenue Fund	109,181,530	95,916,762	95,812,337
Other Funds	2,766,151	2,411,807	2,413,807
Total Full-time Equivalent Employees	0.00	0.00	0.00

BOARD OF PUBLIC BUILDINGS DEBT SERVICE

This appropriation is for payment of principal, interest, and fees related to outstanding bonds.

Fiscal Year 2021 Governor's Recommendations

- (\$97,800) core reduction from the Fiscal Year 2020 appropriation level.

LEASE/PURCHASE DEBT SERVICE

This appropriation is for the payment of principal, interest, and fees on outstanding financings.

Fiscal Year 2021 Governor's Recommendations

- \$2,000 State Facility Maintenance and Operation Fund for debt service.

MISSOURI HEALTH AND EDUCATIONAL FACILITIES AUTHORITY DEBT SERVICE

This appropriation is for the payment of principal, interest, and fees on outstanding financings.

Fiscal Year 2021 Governor's Recommendations

- \$875 for the payment of annual debt.

**OFFICE OF ADMINISTRATION
DEBT AND RELATED OBLIGATIONS**

MISSOURI HISTORICAL SOCIETY BUILDING DEBT SERVICE

This appropriation is for the principal, interest, and fees on outstanding bonds.

Fiscal Year 2021 Governor's Recommendations

- (\$4,125) core reduction from the Fiscal Year 2020 appropriation level.

DEBT MANAGEMENT

This appropriation is for professional assistance with managing the state's \$1 billion outstanding debt so that the Office of Administration can monitor the debt and act quickly to take advantage of savings opportunities.

Fiscal Year 2021 Governor's Recommendations

Continue funding at the current level.

CONVENTION AND SPORTS COMPLEX PROJECTS

Sections 67.641 and 67.653, RSMo, authorize annual appropriations of state matching funds for convention and sports complex capital projects in certain cities and counties. Edward Jones Dome debt service appropriation is for the payment of principal, interest, and fees on outstanding financings.

Fiscal Year 2021 Governor's Recommendations

Continue funding at the current level.

FULTON STATE HOSPITAL BONDING

This appropriation is for the payment of principal, interest, and fees for bonds related to the replacement and renovation of the Fulton State Hospital.

Fiscal Year 2021 Governor's Recommendations

- (\$3,375) core reduction from the Fiscal Year 2020 appropriation level.

**OFFICE OF ADMINISTRATION
ADMINISTRATIVE DISBURSEMENTS**

FINANCIAL SUMMARY

	FY 2019 EXPENDITURE	FY 2020 APPROPRIATION	FY 2021 GOVERNOR RECOMMENDS
Cash Management Improvement Act	\$ 481,955	\$ 540,000	\$ 940,000
Budget Reserve Interest	3,586,149	6,000,000	6,000,000
Budget Reserve Required Transfer	22,966,049	7,480,143	22,480,142
Cash Operating Expense Transfer	0	0	100,000,000
Other Fund Corrections	653,222	800,000	800,000
Statewide Dues	102,738	130,200	222,000
Flood Control Lands Grant	1,497,329	1,800,000	1,800,000
National Forest Reserve Grant	5,141,249	8,000,000	6,500,000
County Prosecution Reimbursements	16,600	30,000	30,000
Regional Planning Commissions	194,000	300,000	300,000
Elected Officials Transition	0	0	150,000
TOTAL	\$ 34,639,291	\$ 25,080,343	\$ 139,222,142
General Revenue Fund	27,292,443	13,990,342	114,632,142
Federal Funds	6,654,206	9,820,000	8,320,000
Other Funds	692,642	1,270,001	16,270,000
Total Full-time Equivalent Employees	0.00	0.00	0.00

Acting as the central financial agency for the state, the Office of Administration makes numerous disbursements each year.

CASH MANAGEMENT IMPROVEMENT ACT

The federal Cash Management Improvement Act of 1990 and 1992 requires that the state pay interest on certain federal grant monies while deposited in the State Treasury. Interest is calculated and paid at the daily equivalent of the annualized 13-week average Treasury Bill Rate.

Fiscal Year 2021 Governor's Recommendations

- \$400,000 for anticipated payments.

BUDGET RESERVE INTEREST

In the event that any state fund borrows money from the Budget Reserve Fund or other funds, that fund must repay the loan with interest.

Fiscal Year 2021 Governor's Recommendations

Continue funding at the current level.

BUDGET RESERVE REQUIRED TRANSFER

Article IV, Section 27(a), requires a transfer from either general revenue or the Budget Reserve Fund, depending on actual revenue collections and the balance in the Budget Reserve Fund at the close of a fiscal year.

Fiscal Year 2021 Governor's Recommendations

- \$14,999,999 Budget Reserve Fund to provide authority to make required payments.

**OFFICE OF ADMINISTRATION
ADMINISTRATIVE DISBURSEMENTS**

CASH OPERATING EXPENSE FUND

This section transfers General Revenue funds to the Cash Operating Expense Fund.

Fiscal Year 2021 Governor's Recommendations

- \$100,000,000 for transfer to the Cash Operating Expense Fund.

OTHER FUND CORRECTIONS

This transfer section allows corrections when money is erroneously deposited into the wrong fund.

Fiscal Year 2021 Governor's Recommendations

Continue funding at the current level.

STATEWIDE DUES

The State of Missouri belongs to several national and regional associations which benefit all state agencies.

Fiscal Year 2021 Governor's Recommendations

- \$91,800 for annual dues to the Education Commission of the States.

FLOOD CONTROL LANDS GRANT

The Flood Control Lands Grant is a pass-through of funds that represents 75 percent of the monies from leases of the land owned by the United States under the Flood Control Act. Sections 12.080 and 12.090, RSMo, prescribe that the funds be used for the benefit of public schools and public roads of the county in which the government land is situated. These funds may also be used for any expenses of the county government, including public obligations of levee and drainage districts for flood control and drainage improvements.

Fiscal Year 2021 Governor's Recommendations

Continue funding at the current level.

NATIONAL FOREST RESERVE GRANT

The National Forest Reserve Grant is a pass-through of funds received from the federal government. Sections 12.070 and 12.090, RSMo, provide for 25 percent of all the money received by the National Forest Reserve by the state to be expended for the benefit of public schools and public roads of the county in which the forest reserve is located. Of the total received, 75 percent will be spent for public schools and 25 percent for public roads.

Fiscal Year 2021 Governor's Recommendations

- (\$1,500,000) federal funds core reduction from the Fiscal Year 2020 appropriation level.

**OFFICE OF ADMINISTRATION
ADMINISTRATIVE DISBURSEMENTS**

COUNTY PROSECUTION REIMBURSEMENTS

The state may provide reimbursement to counties for expenses incurred in the prosecution of crimes within correctional institutions and expenses of trials of capital cases in limited circumstances.

Fiscal Year 2021 Governor's Recommendations

Continue funding at the current level.

REGIONAL PLANNING COMMISSIONS

State financial aid enables local governments, through regional planning commissions, to initiate programs and services identified as important by member governments. State funds are matched by local funds.

Fiscal Year 2021 Governor's Recommendations

Continue funding at the current level.

ELECTED OFFICIALS TRANSITION

The state provides operating costs for the transition into office of newly elected officials, including the Governor, Lieutenant Governor, Secretary of State, State Treasurer, and Attorney General.

Fiscal Year 2021 Governor's Recommendations

- \$150,000 for transition expenses for newly elected officials.

FRINGE BENEFITS

FINANCIAL SUMMARY

	FY 2019 EXPENDITURE	FY 2020 APPROPRIATION	FY 2021 REQUEST	FY 2021 GOVERNOR RECOMMENDS
OASDHI Contributions	\$ 151,362,594	\$ 171,487,996	\$ 171,454,977	\$ 179,615,000
Missouri State Employees' Retirement System	379,082,577	432,469,142	453,213,703	466,799,142
Teacher Retirement Contributions	58,775	70,000	60,000	60,000
Unemployment Benefits	1,443,281	3,404,068	3,204,068	3,204,068
Missouri Consolidated Health Care Plan	476,691,525	486,591,940	486,591,940	486,591,940
Workers' Compensation	38,278,087	42,424,152	42,424,152	42,424,152
Other Employer Disbursements	3,443,593	3,936,001	3,936,001	3,936,001
TOTAL	\$ 1,050,360,432	\$ 1,140,383,299 *	\$ 1,160,884,841	\$ 1,182,630,303
General Revenue Fund	645,002,793	679,780,456	694,082,023	702,502,137
Federal Funds	215,839,997	243,642,178	243,609,159	251,691,404
Other Funds	189,517,642	216,960,665	223,193,659	228,436,762

* Does not include \$12,295,333 recommended in the Fiscal Year 2020 Supplemental Appropriations. See the Supplemental section of the Missouri Budget for details regarding the Employee Benefits supplemental appropriations.

DEPARTMENT SUMMARY

The Fiscal Year 2021 budget provides \$1,182.6 million for employee retirement, healthcare, and other benefits.

**FRINGE BENEFITS
OASDHI CONTRIBUTIONS**

FINANCIAL SUMMARY

	FY 2019 EXPENDITURE	FY 2020 APPROPRIATION	FY 2021 GOVERNOR RECOMMENDS
OASDHI Contributions	\$ 143,775,597	\$ 162,022,996	\$ 170,150,000
Highway Patrol OASDHI Contributions	7,586,997	9,465,000	9,465,000
TOTAL	\$ 151,362,594	\$ 171,487,996	\$ 179,615,000
General Revenue Fund	75,267,560	79,797,319	82,180,000
Federal Funds	27,072,073	33,849,774	35,356,000
Other Funds	49,022,961	57,840,903	62,079,000

The State of Missouri pays the employer's share of federal Old Age and Survivors Disability and Health Insurance contributions on all state employees' salaries.

Fiscal Year 2021 Governor's Recommendations

- \$8,160,023 for new personal service statewide, including \$2,382,681 general revenue.
- (\$33,019) federal funds core reduction from the Fiscal Year 2020 appropriation level.

FRINGE BENEFITS**MISSOURI STATE EMPLOYEES' RETIREMENT SYSTEM CONTRIBUTIONS****FINANCIAL SUMMARY**

	FY 2019 EXPENDITURE	FY 2020 APPROPRIATION	FY 2021 GOVERNOR RECOMMENDS
Missouri State Employees' Retirement System Contributions			
TOTAL	\$ 379,082,577	\$ 432,469,142	\$ 466,799,142
General Revenue Fund	237,518,970	259,139,433	279,588,433
Federal Funds	76,502,881	91,715,703	98,258,703
Other Funds	65,060,726	81,614,006	88,952,006

The State of Missouri provides an employee retirement program through a combination of employer and employee contributions to the Missouri State Employees' Retirement System. The state's contribution includes semimonthly payments to the applicable Missouri state employee benefit plan and a payment of long-term disability premiums.

Fiscal Year 2021 Governor's Recommendations

- \$19,401,000 for actuarially recommended retirement benefit contribution rate increases, including \$11,016,000 general revenue.
- \$14,929,000 for new personal service statewide, including \$9,433,000 general revenue.

**FRINGE BENEFITS
TEACHER RETIREMENT CONTRIBUTIONS**

FINANCIAL SUMMARY

	FY 2019		FY 2020		FY 2021
	EXPENDITURE		APPROPRIATION		GOVERNOR
					RECOMMENDS
Teacher Retirement Contributions					
TOTAL	\$	58,775	\$	70,000	\$ 60,000
General Revenue Fund		58,775		70,000	60,000

Section 104.342, RSMo, provides that the Commissioner of Administration shall monthly requisition and certify the payment of contributions to the Public School Retirement System (PSRS). The Department of Elementary and Secondary Education and the Department of Social Services employ certified teachers who remain members of the PSRS.

Fiscal Year 2021 Governor's Recommendations

- (\$10,000) core reduction from the Fiscal Year 2020 appropriation level.

**FRINGE BENEFITS
DISBURSEMENT FOR UNEMPLOYMENT BENEFITS**

FINANCIAL SUMMARY

	FY 2019 EXPENDITURE	FY 2020 APPROPRIATION	FY 2021 GOVERNOR RECOMMENDS
Unemployment Benefits	\$ 1,431,703	\$ 3,304,068	\$ 3,104,068
Highway Patrol Unemployment Benefits	11,578	100,000	100,000
TOTAL	\$ 1,443,281	\$ 3,404,068	\$ 3,204,068
General Revenue Fund	674,176	1,535,534	1,435,534
Federal Funds	371,588	659,619	659,619
Other Funds	397,517	1,208,915	1,108,915

The State of Missouri contributes to the Division of Employment Security to fulfill unemployment claims of former employees. A governmental entity may elect to either pay contributions in advance based on a statutory formula or reimburse the Division of Employment Security for actual claims paid. The State of Missouri reimburses for actual claims. By using this deferred method of payment and one central appropriation, the state simplifies the administration of unemployment benefits.

Fiscal Year 2021 Governor's Recommendations

- (\$200,000) core reduction from the Fiscal Year 2020 appropriation level, including (\$100,000) general revenue.

FRINGE BENEFITS
MISSOURI CONSOLIDATED HEALTH CARE PLAN

FINANCIAL SUMMARY

	FY 2019 EXPENDITURE	FY 2020 APPROPRIATION	FY 2021 GOVERNOR RECOMMENDS
Missouri Consolidated Health Care Plan Contributions			
TOTAL	\$ 476,691,525	\$ 486,591,940	\$ 486,591,940
General Revenue Fund	294,582,754	298,103,017	298,103,017
Federal Funds	111,893,455	117,417,082	117,417,082
Other Funds	70,215,316	71,071,841	71,071,841

The Missouri Consolidated Health Care Plan administers healthcare benefits for most state employees and retirees. Municipalities and other public entities may join the Missouri Consolidated Health Care Plan as well, building a larger pool of members and greater bargaining power for lower cost medical services.

Fiscal Year 2021 Governor's Recommendations

Continue funding at the current level.

**FRINGE BENEFITS
WORKERS' COMPENSATION**

FINANCIAL SUMMARY

	FY 2019 EXPENDITURE	FY 2020 APPROPRIATION	FY 2021 GOVERNOR RECOMMENDS
Workers' Compensation	\$ 35,738,954	\$ 39,134,152	\$ 39,134,152
Workers' Compensation/Second Injury Fund Tax	2,539,133	3,290,000	3,290,000
TOTAL	\$ 38,278,087	\$ 42,424,152	\$ 42,424,152
General Revenue Fund	36,900,558	41,099,152	41,099,152
Other Funds	1,377,529	1,325,000	1,325,000

In accordance with Chapter 287, RSMo, the State of Missouri is responsible for paying Workers' Compensation benefits to injured state employees. Payments made by general revenue on behalf of employees paid from other funding sources are reimbursed by these non-general revenue funds. A self-insurer, the state pays its Workers' Compensation tax and Second Injury Fund assessments based on billings received from the Department of Revenue and the Division of Workers' Compensation.

Fiscal Year 2021 Governor's Recommendations

Continue funding at the current level.

**FRINGE BENEFITS
OTHER EMPLOYER DISBURSEMENTS**

FINANCIAL SUMMARY

	FY 2019 EXPENDITURE	FY 2020 APPROPRIATION	FY 2021 GOVERNOR RECOMMENDS
Voluntary Life Insurance	\$ 3,443,593	\$ 3,900,000	\$ 3,900,000
Cafeteria Plan Transfer	0	1	1
HR Contingency Transfer	0	36,000	36,000
TOTAL	\$ 3,443,593	\$ 3,936,001	\$ 3,936,001
General Revenue Fund	0	36,001	36,001
Other Funds	3,443,593	3,900,000	3,900,000

VOLUNTARY LIFE INSURANCE

State employees may opt to withhold a portion of their salaries for voluntary life insurance. This appropriation provides expenditure authority to distribute the monies withheld to the various life insurance companies as designated by employees.

Fiscal Year 2021 Governor's Recommendations

Continue funding at the current level.

CAFETERIA PLAN TRANSFER

The state offers a tax reduction plan for state employees who set aside a portion of their salaries for certain expenses such as medical care and dependent care. The federal government requires the state to provide a sufficient balance in the medical expenses category for timely reimbursements to plan participants.

Fiscal Year 2021 Governor's Recommendations

Continue funding at the current level.

HUMAN RESOURCES CONTINGENCY FUND TRANSFER

This transfer section ensures that payroll checks are timely for payment against accounts with temporary allotment or fund cash flow problems.

Fiscal Year 2021 Governor's Recommendations

Continue funding at the current level.



MISSOURI Department of Agriculture

ABOUT the Missouri Department of Agriculture

The [Missouri Department of Agriculture](http://MissouriDepartmentofAgriculture.com), located in Jefferson City, is dedicated to the promotion and protection of the state's agriculture industry. With more than 95,000 farms located on more than 27 million acres of farmland, the state's Department of Agriculture works to connect farmers with consumers.

The Department of Agriculture houses five divisions including Agriculture Business Development, Animal Health, Grain Inspection & Warehousing, Plant Industries and Weights, Measures & Consumer Protection. These divisions work each day to promote and protect the backbone of the state's economy.

DIVISIONS

Agriculture Business Development

The Agriculture Business Development Division helps create opportunities for success for Missouri's farmers and agribusinesses both domestically and internationally. The division's staff help facilitate growth in Missouri's agriculture-based businesses by providing business counseling, information and training on a sector-by-sector basis. Areas of specialization include capitalization, business planning, marketing, industry development, product and brand development.

Animal Health

The health of Missouri's livestock is enviable among states. Our stringent animal health regulations and rigorous disease testing help keep Missouri free from costly and threatening livestock diseases. In addition to animal welfare and food safety responsibilities, the Animal Health Division, under the direction of the state veterinarian, is responsible for controlling, eradicating and testing for livestock disease in Missouri. This is accomplished through testing, vaccinations and regulatory programs involving cattle, swine, horses, poultry, exotic animals, sheep, goats and small animals as provided under the Diseased Animal Law.

Weights, Measures & Consumer Protection

The Weights, Measures and Consumer Protection Division tests and approves all commercial weighing and measuring devices. The division promotes uniformity in weights and measures laws, regulations, and standards to achieve equity between buyers and sellers in the marketplace and thereby enhance consumer confidence, enable Missouri businesses to compete fairly at home and abroad, and strengthen the state and U.S. economies. The division's programs are operated in accordance with national and international standards. The division works in conjunction with the National Institute of Standards and Technology and is a member of the National Conference on Weights and Measures, ASTM International, and the National Fire Protection Association.

Grain Inspection & Warehousing

The Grain Inspection & Warehousing division operates grain inspection labs in St. Joseph, Marshall and New Madrid which provide official grain inspection services under designation from USDA. The division's purpose is to protect the interest of grain producers, merchandisers, warehousemen, processors and consumers by providing inspection, auditing, mediation and collection services to the grain and commodity industries.

Plant Industries

The Plant Industries Division's work is often carried out behind the scenes, well out of the public eye. Yet, the division's services are vital to Missouri's agriculture producers and consumers. The division works to prevent the spread of harmful insects and plant diseases; registers pesticides; licenses pesticide applicators; assures label accuracy and quality of commercial feed and seed; inspects fresh fruits and vegetables to assure quality and grade; and facilitates the industrial hemp program.

LEADERSHIP TEAM



Director of Agriculture
Chris Chinn



Deputy Director
Chris Klenklen

BOARDS & COMMISSIONS

Missouri Agricultural & Small
Business Development Board

Missouri Wine & Grape Board

Missouri State Fair

State Milk Board

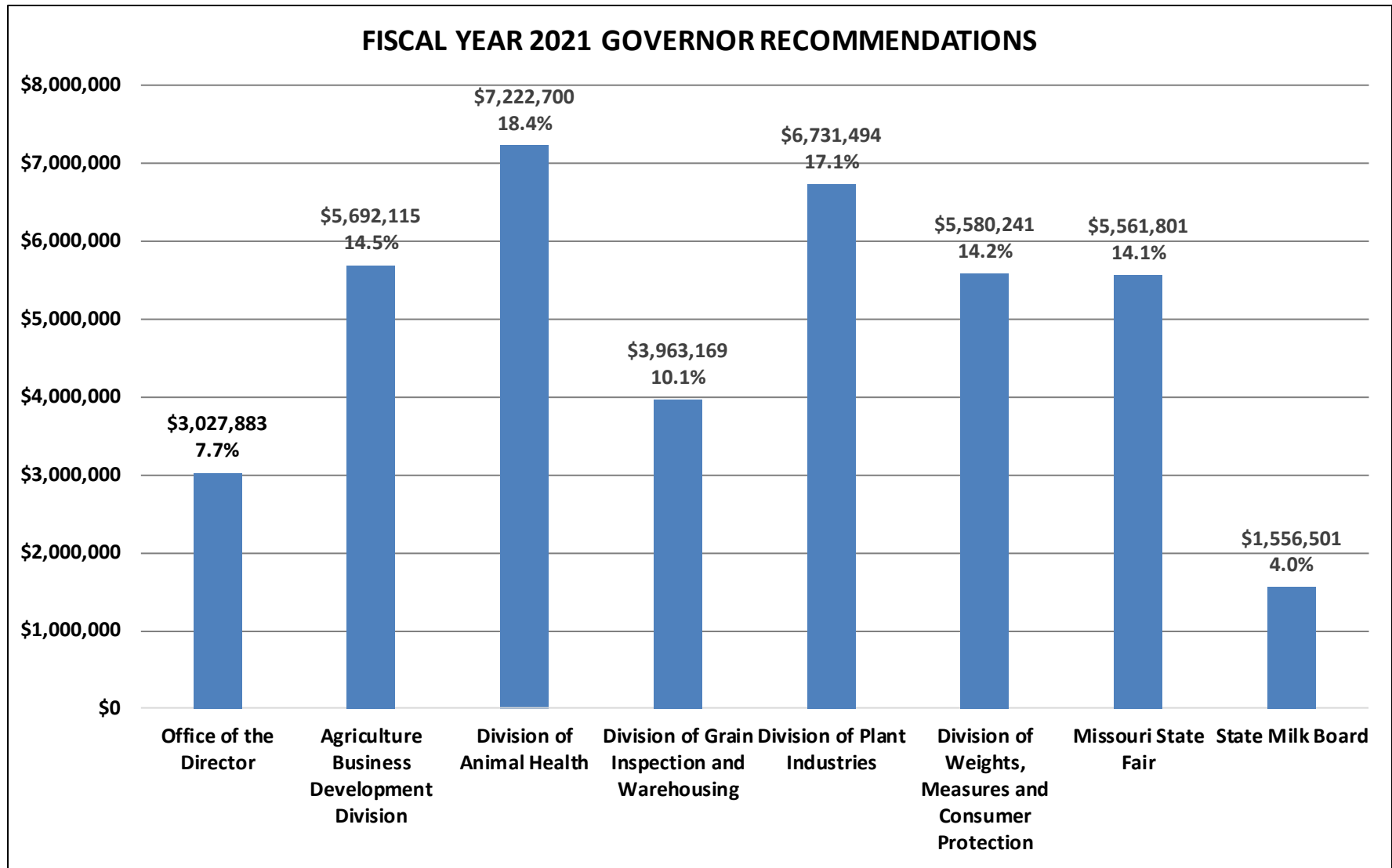
DEPARTMENT OF AGRICULTURE

FINANCIAL SUMMARY

	FY 2019 EXPENDITURE	FY 2020 APPROPRIATION	FY 2021 REQUEST	FY 2021 GOVERNOR RECOMMENDS
Office of the Director	\$ 2,790,267	\$ 2,904,758	\$ 3,018,978	\$ 3,027,883
Agriculture Business Development Division	4,341,846	5,742,654	5,750,812	5,692,115
Division of Animal Health	5,386,275	7,004,232	7,128,343	7,222,700
Division of Grain Inspection and Warehousing	3,128,262	4,002,133	3,933,048	3,963,169
Division of Plant Industries	3,639,986	5,688,979	6,694,431	6,731,494
Division of Weights, Measures and Consumer Protection	4,397,546	6,096,512	5,543,388	5,580,241
Missouri State Fair	4,384,802	5,399,898	5,541,747	5,561,801
State Milk Board	809,864	1,536,107	1,550,595	1,556,501
State Legal Expense Fund Transfer	0	1	1	1
DEPARTMENTAL TOTAL	\$ 28,878,848	\$ 38,375,274	\$ 39,161,343	\$ 39,335,905
General Revenue Fund	4,800,668	5,493,058	5,784,735	5,821,259
Federal Funds	4,253,948	6,129,034	6,218,065	6,245,467
Other Funds	19,824,232	26,753,182	27,158,543	27,269,179

Total Full-time Equivalent Employees	388.72	460.76	469.01	460.76
General Revenue Fund	79.26	89.14	89.64	89.64
Federal Funds	37.77	47.21	47.71	43.51
Other Funds	271.69	324.41	331.66	327.61

DEPARTMENT OF AGRICULTURE



**DEPARTMENT OF AGRICULTURE
OFFICE OF THE DIRECTOR**

FINANCIAL SUMMARY

	FY 2019 EXPENDITURE	FY 2020 APPROPRIATION	FY 2021 GOVERNOR RECOMMENDS
Office of the Director			
TOTAL	\$ 2,790,267	\$ 2,904,758	\$ 3,027,883
General Revenue Fund	0	50,184	60,180
Federal Funds	1,683,037	1,674,769	1,685,091
Other Funds	1,107,230	1,179,805	1,282,612
Total Full-time Equivalent Employees	17.33	20.75	21.10

The Office of the Director initiates policy decisions on agricultural issues, establishes department goals and priorities, and coordinates activities of the various divisions to achieve those goals. The Office of the Director includes administrative functions such as financial services, human resources, and public information.

Fiscal Year 2021 Governor's Recommendations

- \$49,603 for performance incentives for high-achieving department employees, including \$10,180 general revenue.
- \$11,784 federal and other funds for pay plan.
- \$16,435 federal and other funds for the remaining pay periods of the Fiscal Year 2020 approved pay plan.
- \$3,582 other funds for the remaining pay periods of the Fiscal Year 2020 approved pay plan associated with the recently completed compensation study to move to market-based minimums.
- \$45,728 Agriculture Protection Fund and one staff reallocated from the Agriculture Business Development Division.
- (\$4,007) reallocated to various divisions for mileage reimbursements costs, including (\$184) general revenue.
- (.65) staff core reduction from the Fiscal Year 2020 appropriation level.

**DEPARTMENT OF AGRICULTURE
AGRICULTURE BUSINESS DEVELOPMENT DIVISION**

FINANCIAL SUMMARY

	FY 2019 EXPENDITURE	FY 2020 APPROPRIATION	FY 2021 GOVERNOR RECOMMENDS
Agriculture Business Development Division			
TOTAL	\$ 4,341,846	\$ 5,742,654	\$ 5,692,115
General Revenue Fund	34,970	315,808	301,913
Federal Funds	138,696	488,096	489,696
Other Funds	4,168,180	4,938,750	4,900,506
Total Full-time Equivalent Employees	34.08	40.28	39.28

The Agriculture Business Development Division (ABD) promotes and advances Missouri's agricultural economy in support of producers, consumers, agribusiness innovation, technology adoption and economic development. The division works with Missouri's farmers and agribusinesses by increasing international and domestic sales of agricultural products that are produced or processed in Missouri. The division provides services for Missouri farmers and agribusinesses, including the following: business planning, domestic and international marketing assistance, product promotion, and financial assistance programs. Financial assistance programs are administered through the Missouri Agricultural and Small Business Development Authority (MASBDA), which is governed by an independent board. MASBDA administers loans, loan guarantees, grants, and tax credits aimed at increasing the profitability of Missouri's farmers. The Wine and Grape Board, which is governed by a governor-appointed, senate-confirmed board, furthers the growth and development of the Missouri grape-growing and wine-making industries through research and promotion that improves the quality of grapes grown, advances the methods of wine-making, and promotes the sale and distribution of Missouri wine. The ABD also administers the Missouri Grown branding initiative which promotes products that are produced or processed in Missouri through a variety of marketing channels, including retail, restaurants, schools, institutions, and direct-to-consumer marketing. Missouri businesses from all regions of the state are members of Missouri Grown.

Fiscal Year 2021 Governor's Recommendations

- \$19,388 for pay plan, including \$450 general revenue.
- \$28,774 for the remaining pay periods of the Fiscal Year 2020 approved pay plan, including \$655 general revenue.
- \$8,913 other funds for the remaining pay periods of the Fiscal Year 2020 approved pay plan associated with the recently completed compensation study to move to market-based minimums.
- \$3,114 Agriculture Protection Fund reallocated from the Office of the Director for mileage reimbursement costs.
- (\$65,000) core reduction from the Fiscal Year 2020 appropriation level, including (\$15,000) general revenue.
- (\$45,728) Agriculture Protection Fund and (one) staff reallocated to the Office of the Director.

**DEPARTMENT OF AGRICULTURE
DIVISION OF ANIMAL HEALTH**

FINANCIAL SUMMARY

	FY 2019 EXPENDITURE	FY 2020 APPROPRIATION	FY 2021 GOVERNOR RECOMMENDS
Division of Animal Health			
TOTAL	\$ 5,386,275	\$ 7,004,232	\$ 7,222,700
General Revenue Fund	3,372,335	3,636,656	3,761,995
Federal Funds	977,072	1,414,163	1,492,646
Other Funds	1,036,868	1,953,413	1,968,059
Total Full-time Equivalent Employees	72.41	84.42	84.47

The Division of Animal Health implements programs to protect Missouri's livestock, poultry, and other domestic animals from dangerous, infectious, or contagious diseases. Some animal diseases can be transmitted to people (e.g. TB, brucellosis, anthrax, etc.). Through control, containment, and elimination of diseases and diseased animals, the division enables Missouri's livestock and poultry to remain eligible for interstate and international export marketing while helping to ensure public health. Diagnostic laboratories are maintained in Jefferson City and Springfield. The division also works closely with USDA-Veterinary Services and receives significant federal funding as a result of this relationship. To ensure the health and well-being of companion animals sold in Missouri, the division's Animal Care Program also licenses and inspects animal shelters, dog pounds, boarding kennels, commercial kennels, contract kennels, and pet shops. The division's Meat and Poultry Inspection Program works with producers to promote, protect, and develop the agricultural interests of Missouri processed meat products. This program helps livestock and poultry producers add value to their operations and capture additional profits from their meat and poultry products.

Fiscal Year 2021 Governor's Recommendations

- \$86,684 and one staff for meat and poultry inspection, including \$43,342 general revenue.
- \$42,625 for pay plan, including \$27,852 general revenue.
- \$61,058 for the remaining pay periods of the Fiscal Year 2020 approved pay plan, including \$40,053 general revenue.
- \$28,018 for the remaining pay periods of the Fiscal Year 2020 approved pay plan associated with the recently completed compensation study to move to market-based minimums, including \$14,009 general revenue.
- \$83 reallocated from the Office of the Director for mileage reimbursement costs.
- (.95) staff core reduction from the Fiscal Year 2020 appropriation level.

**DEPARTMENT OF AGRICULTURE
DIVISION OF GRAIN INSPECTION AND WAREHOUSING**

FINANCIAL SUMMARY

	FY 2019 EXPENDITURE	FY 2020 APPROPRIATION	FY 2021 GOVERNOR RECOMMENDS
Division of Grain Inspection and Warehousing			
TOTAL	\$ 3,128,262	\$ 4,002,133	\$ 3,963,169
General Revenue Fund	752,696	816,181	834,419
Federal Funds	8,618	73,479	74,408
Other Funds	2,366,948	3,112,473	3,054,342
Total Full-time Equivalent Employees	66.09	82.75	82.00

The Division of Grain Inspection and Warehousing operates four programs to assist Missouri grain farmers and agribusinesses. The Grain Regulatory Services Program enforces grain warehouse and dealer laws to ensure grain producers that license grain warehouses and grain dealers are reputable businesses and in sound financial condition. The Grain Inspection Services Program performs official inspection and weighing of grain upon request to assist both grain farmers and grain businesses in the marketing of Missouri's corn, soybean, wheat, and other grain crops. The program helps ensure food safety by performing USDA-mandated inspections on edible rice, peas, and beans. All costs are paid from fees charged for services performed. The division also administers the state's Certified Agricultural Mediation Program, which mediates disputes between Missouri farmers and USDA agencies, and the Commodity Merchandising Program, which provides centralized administration for the collection and distribution of fees for nine commodity checkoff programs.

Fiscal Year 2021 Governor's Recommendations

- \$30,156 for pay plan, including \$7,411 general revenue.
- \$44,345 for the remaining pay periods of the Fiscal Year 2020 approved pay plan, including \$10,792 general revenue.
- \$35 reallocated from the Office of the Director for mileage reimbursement costs.
- (\$88,500) other funds and (.75) staff core reduction from the Fiscal Year 2020 appropriation level.
- (\$25,000) Grain Inspection Fee Fund core reduction for one-time expenditures.

**DEPARTMENT OF AGRICULTURE
DIVISION OF PLANT INDUSTRIES**

FINANCIAL SUMMARY

	FY 2019 EXPENDITURE	FY 2020 APPROPRIATION	FY 2021 GOVERNOR RECOMMENDS
Division of Plant Industries			
TOTAL	\$ 3,639,986	\$ 5,688,979	\$ 6,731,494
General Revenue Fund	0	0	173,900
Federal Funds	1,407,006	2,328,952	2,353,064
Other Funds	2,232,980	3,360,027	4,204,530
Total Full-time Equivalent Employees	60.02	80.46	81.81

The Division of Plant Industries operates four programs serving Missouri agriculture. The Feed, Seed, and Treated Timber Program performs sampling and laboratory analyses of planting seed and commercial feeds to ensure that they meet requirements for accurate labeling. Inspections are also conducted to ensure good manufacturing practices are followed and that prohibited mammalian protein is not formulated into feed rations to help prevent the dissemination of Bovine Spongiform Encephalopathy (Mad Cow Disease). The Pesticide Control Program promotes the safe use of pesticides by licensing private and commercial applications, conducting field inspections, conducting investigations of pesticide misuse, and ensuring the proper registration of pesticides. The Plant Pest Control Program certifies nurseries and greenhouses and conducts statewide invasive pest surveys to prevent the introduction and spread of insect and disease pests that could be detrimental to Missouri's agricultural and forest resources. Phytosanitary certification inspections are conducted at the request of exporters to facilitate interstate and international trade. The program also administers the noxious weed law. The Produce Safety Program works in conjunction with the U.S. Food and Drug Administration to help ensure the safety of produce grown and packed in Missouri. The program provides grower training on the safe production of fruits and vegetables and conducts on-farm readiness reviews for growers to assist them in meeting requirements.

Fiscal Year 2021 Governor's Recommendations

- \$628,596 Agriculture Protection Fund and six staff for pesticide use investigations, case reviews, and education.
- \$268,028 Agriculture Protection Fund and two staff to meet the growing demand for plant pest control laboratory services, including \$173,900 general revenue.
- \$119,500 Agriculture Protection Fund to replace feed lab equipment.
- \$37,635 federal and other funds for pay plan.
- \$47,736 federal and other funds for the remaining pay periods of the Fiscal Year 2020 approved pay plan.
- \$5,197 federal and other funds for the remaining pay periods of the Fiscal Year 2020 approved pay plan associated with the recently completed compensation study to move to market-based minimums.
- \$572 federal and other funds reallocated from the Office of the Director for mileage reimbursement costs.
- (\$64,749) federal and other funds core reduction for one-time expenditures.
- (6.65) staff core reduction from the Fiscal Year 2020 appropriation level.

**DEPARTMENT OF AGRICULTURE
DIVISION OF WEIGHTS, MEASURES AND CONSUMER PROTECTION**

FINANCIAL SUMMARY

	FY 2019 EXPENDITURE	FY 2020 APPROPRIATION	FY 2021 GOVERNOR RECOMMENDS
Weights and Measures and Consumer Protection Programs	\$ 3,552,561	\$ 4,728,624	\$ 4,189,144
Missouri Land Survey Program	844,985	1,367,888	1,391,097
TOTAL	\$ 4,397,546	\$ 6,096,512	\$ 5,580,241
General Revenue Fund	536,328	564,269	576,174
Federal Funds	39,519	149,575	150,562
Other Funds	3,821,699	5,382,668	4,853,505
Total Full-time Equivalent Employees	77.08	82.79	82.79

The Division of Weights, Measures and Consumer Protection operates five programs and two laboratories to help ensure both competitive markets and consumer protection. The Device and Commodity Program inspects livestock market, grain elevator, vehicle, and small retail scales and scanning devices to ensure their accuracy. In addition, milk sales practices are monitored and shell eggs are inspected for quality. The Petroleum/Propane/Anhydrous Ammonia Program protects consumers against inaccurate and unsafe gasoline pumps and unsafe practices by the retailer. In addition, the program approves propane gas delivery truck and dispenser meters to prevent inaccurate charges on fuel bills and oversees anhydrous ammonia fertilizer installations for safety. The Metrology Laboratory certifies volume and weight standards used by measuring device service repair technicians, maintains all mass and volume standards used for calibrating industry standards, and certifies all weighing and measuring devices used by the division's inspectors. In addition, the Moisture Meter Program protects Missouri farmers against unjustified discounts on grain sales due to inaccurate moisture content values. The Fuel Quality Program and laboratory collect samples and perform chemical analyses on gasoline, diesel fuel, heating oil, and other fuels to ensure that octane and other quality specifications are met. The Missouri Land Survey Program is responsible for restoring and maintaining the U.S. Public Land Survey System in Missouri and serves as a repository for the state's land survey records.

Fiscal Year 2021 Governor's Recommendations

- \$207,414 Petroleum Inspection Fund to replace motor fuel quality lab equipment and vehicles.
- \$95,680 Agriculture Protection Fund to replace scale inspection vehicles.
- \$37,056 for pay plan, including \$4,709 general revenue.
- \$53,820 for the remaining pay periods of the Fiscal Year 2020 approved pay plan, including \$6,851 general revenue.
- \$10,076 for the remaining pay periods of the Fiscal Year 2020 approved pay plan associated with the recently completed compensation study to move to market-based minimums, including \$279 general revenue.
- \$203 reallocated from the Office of the Director for mileage reimbursement costs, including \$66 general revenue.
- (\$920,520) other funds core reduction for one-time expenditures.

**DEPARTMENT OF AGRICULTURE
MISSOURI STATE FAIR**

FINANCIAL SUMMARY

	FY 2019 EXPENDITURE	FY 2020 APPROPRIATION	FY 2021 GOVERNOR RECOMMENDS
Missouri State Fair			
TOTAL	\$ 4,384,802	\$ 5,399,898	\$ 5,561,801
Other Funds	4,384,802	5,399,898	5,561,801
Total Full-time Equivalent Employees	55.18	59.38	59.38

The Missouri State Fair is held annually in August on the state fairgrounds in Sedalia. The fair provides a showcase for livestock, agricultural products, commercial exhibits, and other displays. In addition, the fair offers a variety of youth programs, entertainment, and educational events. The fairgrounds are used during the rest of the year for exhibits, sales, meetings, competitions, and entertainment events.

Fiscal Year 2021 Governor's Recommendations

- \$100,000 State Fair Fee Fund for increased ongoing expenses.
- \$20,054 other funds for pay plan.
- \$29,021 other funds for the remaining pay periods of the Fiscal Year 2020 approved pay plan.
- \$12,828 State Fair Fee Fund for the remaining pay periods of the Fiscal Year 2020 approved pay plan associated with the recently completed compensation study to move to market-based minimums.

**DEPARTMENT OF AGRICULTURE
STATE MILK BOARD**

FINANCIAL SUMMARY

	FY 2019 EXPENDITURE	FY 2020 APPROPRIATION	FY 2021 GOVERNOR RECOMMENDS
State Milk Board			
TOTAL	\$ 809,864	\$ 1,536,107	\$ 1,556,501
General Revenue Fund	104,339	109,959	112,677
Other Funds	705,525	1,426,148	1,443,824
Total Full-time Equivalent Employees	6.53	9.93	9.93

The State Milk Board inspects, samples, and tests milk and milk products ensuring that they are wholesome and safe for consumption. The board operates both a Grade A Milk Inspection Program and a Manufacturing Grade Milk Inspection Program to ensure milk quality. An inspection fee is assessed and deposited in the State Milk Inspection Fee Fund to cover all costs of the Grade A Milk Inspection Program. The Manufacturing Grade Milk Inspection Program ensures sanitation, safety, and quality standards for milk used only for manufacturing dairy products (e.g. cheese and butter). Approximately one-half of all Grade A milk is consumed as fluid milk with the remainder used for manufacturing other dairy products.

Fiscal Year 2021 Governor's Recommendations

- \$5,906 for pay plan, including \$1,106 general revenue.
- \$8,447 for the remaining pay periods of the Fiscal Year 2020 approved pay plan, including \$1,612 general revenue.
- \$10,593 State Milk Inspection Fee Fund for the remaining pay periods of the Fiscal Year 2020 approved pay plan associated with the recently completed compensation study to move to market-based minimums.
- (\$4,552) State Contracted Manufacturing Dairy Plant Inspection and Grading Fee Fund core reduction from the Fiscal Year 2020 appropriation level.



Missouri Department of Natural Resources

Missouri is blessed with natural resource diversity and abundance like few other states in the nation. The [Missouri Department of Natural Resources](#) protects our air, land, water, mineral, and energy resources; preserves our unique natural and historic places; and provides recreational and learning opportunities while promoting the environmentally sound operations of businesses, communities, agriculture, and industry for the benefit of all Missourians.

The Department accomplishes its mission through the Division of Environmental Quality, the Division of State Parks, the Missouri Geological Survey, the Division of Energy, and the Division of Administrative Support. A number of boards and commissions also support and facilitate the Department's role and responsibilities.

Environmental Quality

The Division of Environmental Quality protects our air, land, and water and assists communities and businesses in complying with current regulations. The Division also helps Missourians prevent pollution and protects the public from illegal emissions, discharges, and waste disposal practices.

State Parks and Historic Sites

Missouri State Parks preserves and interprets the state's most outstanding natural landscapes and cultural landmarks, while providing a variety of recreational and learning opportunities.

Geological Survey

The Missouri Geological Survey provides reliable scientific information, promotes informed decision-making about Missouri's natural resources, protects the environment, and encourages economic development. The Division plans for Missouri's comprehensive water needs by examining both surface and groundwater use and availability, ensures mined lands are reclaimed, and administers the Missouri Dam and Reservoir Safety Law.

Energy

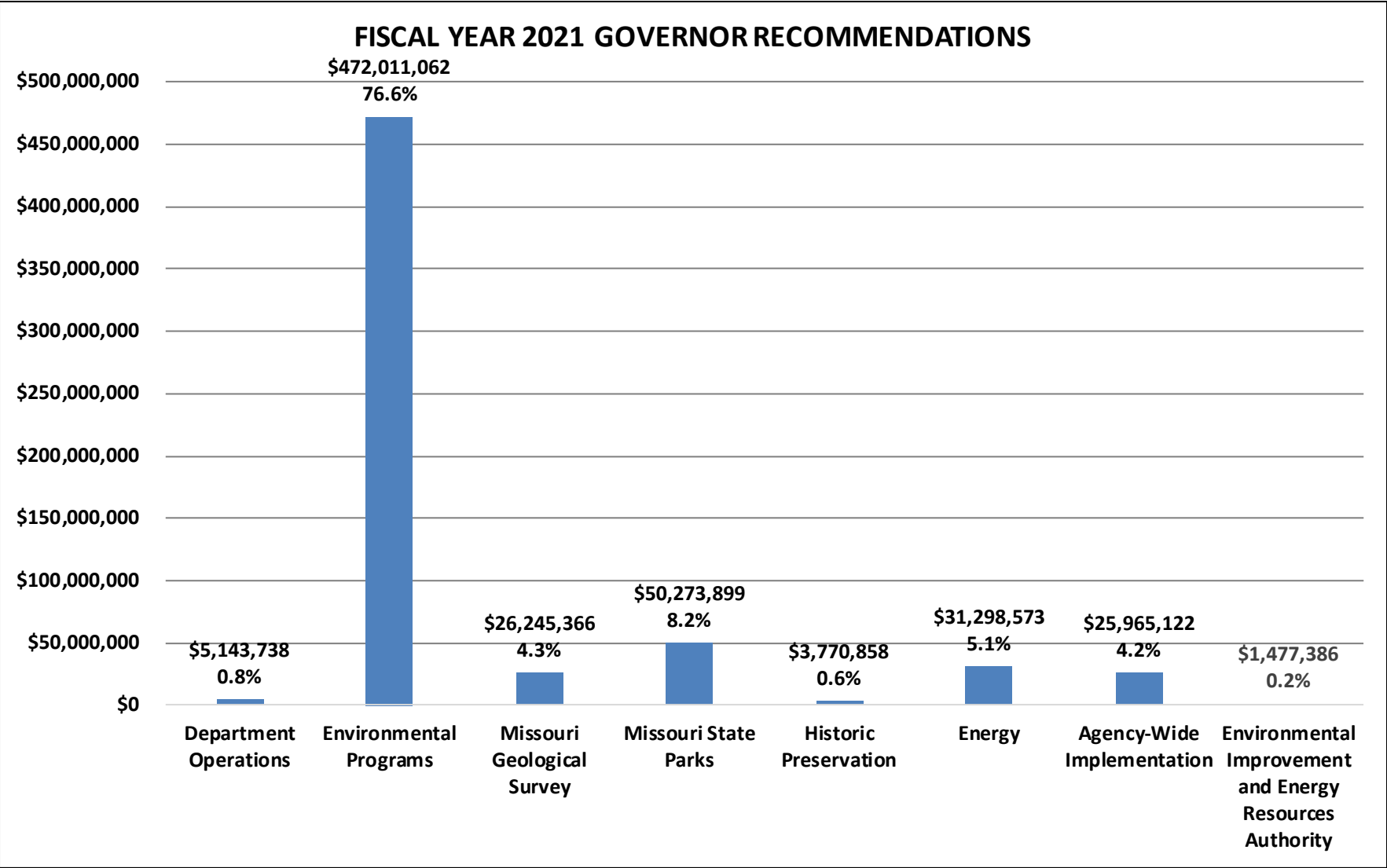
The Division of Energy promotes the use of diverse energy resources to ensure affordability and reliability of our energy supply, economic growth and investment in the State of Missouri, and energy security for our future.

For more information, visit dnr.mo.gov or call 800-361-4827.

DEPARTMENT OF NATURAL RESOURCES

FINANCIAL SUMMARY

	FY 2019 EXPENDITURE	FY 2020 APPROPRIATION	FY 2021 REQUEST	FY 2021 GOVERNOR RECOMMENDS
Department Operations	\$ 4,268,602	\$ 5,162,389	\$ 4,916,018	\$ 5,143,738
Environmental Programs	220,243,076	475,610,678	471,665,826	472,011,062
Missouri Geological Survey	11,317,515	26,342,481	26,265,887	26,245,366
Missouri State Parks	37,854,193	49,129,213	50,042,965	50,273,899
Historic Preservation	1,138,671	2,897,470	4,260,580	3,770,858
Energy	0	31,989,343	32,037,105	31,298,573
Agency-Wide Implementation	23,008,097	25,958,547	26,141,942	25,965,122
Environmental Improvement and Energy Resources Authority	47,186	1,464,583	1,472,173	1,477,386
State Legal Expense Fund Transfer	65,000	1	1	1
DEPARTMENTAL TOTAL	\$ 297,942,340	\$ 618,554,705	\$ 616,802,497	\$ 616,186,005
General Revenue Fund	12,788,832	25,836,184	27,580,416	26,297,846
Federal Funds	21,994,127	66,655,058	65,382,434	65,595,811
Other Funds	263,159,381	526,063,463	523,839,647	524,292,348
Total Full-time Equivalent Employees	1,507.28	1,716.07	1,716.07	1,713.07
General Revenue Fund	114.25	128.90	128.90	128.90
Federal Funds	256.17	355.49	356.69	356.69
Other Funds	1,136.86	1,231.68	1,230.48	1,227.48



**DEPARTMENT OF NATURAL RESOURCES
DEPARTMENT OPERATIONS**

FINANCIAL SUMMARY

	FY 2019 EXPENDITURE	FY 2020 APPROPRIATION	FY 2021 GOVERNOR RECOMMENDS
Department Operations			
TOTAL	\$ 4,268,602	\$ 5,162,389	\$ 5,143,738
General Revenue Fund	206,687	257,444	279,401
Federal Funds	531,582	703,723	687,143
Other Funds	3,530,333	4,201,222	4,177,194
Total Full-time Equivalent Employees	64.55	78.71	74.71

Department Operations is responsible for developing statewide environmental and natural resource policies. Under its leadership, the department works to protect water, air, land, recreational, and cultural resources. Department Operations staff represent Missouri before several regional and national organizations and agencies, including the U.S. Environmental Protection Agency and a regional river basin association. Department Operations partners with the Environmental Improvement and Energy Resources Authority and Petroleum Storage Tank Insurance Fund Board to achieve shared objectives. Responsible for the management of all department organizational units, Department Operations implements policies to provide direction, and to improve efficiencies and coordination. Department Operations provides the department legal counsel as well as administrative support, including budget development, financial resource allocations, internal auditing, accounting, human resources management, procurement, grants management, and other general services. Also included in Department Operations, communications staff convey the department's commitment to Missouri's resources and ways the public can protect and enjoy those resources.

Fiscal Year 2021 Governor's Recommendations

- \$188,759 for performance incentives for high-achieving department employees, including \$15,752 general revenue.
- \$38,961 for pay plan, including \$1,977 general revenue.
- \$59,586 for the remaining pay periods of the Fiscal Year 2020 approved pay plan, including \$2,884 general revenue.
- \$29,653 for the remaining pay periods of the Fiscal Year 2020 approved pay plan associated with the recently completed compensation study to move to market-based minimums, including \$1,986 general revenue.
- (\$320,400) federal and other funds and (four) staff core reduction from the Fiscal Year 2020 appropriation level.
- (\$15,210) reallocated to various divisions for mileage reimbursements costs, including (\$642) general revenue.

**DEPARTMENT OF NATURAL RESOURCES
ENVIRONMENTAL PROGRAMS**

FINANCIAL SUMMARY

	FY 2019 EXPENDITURE	FY 2020 APPROPRIATION	FY 2021 GOVERNOR RECOMMENDS
Environmental Quality	\$ 36,604,456	\$ 45,148,063	\$ 45,563,271
Environmental Financial Support	183,455,214	424,304,698	422,047,791
Environmental Restoration	183,406	6,157,917	4,400,000
TOTAL	\$ 220,243,076	\$ 475,610,678	\$ 472,011,062
General Revenue Fund	5,685,871	5,726,174	6,143,776
Federal Funds	15,607,070	30,245,572	29,285,476
Other Funds	198,950,135	439,638,932	436,581,810
Total Full-time Equivalent Employees	675.91	773.28	773.28

ENVIRONMENTAL QUALITY

Water Protection Program – The Water Protection Program (WPP) promotes safe drinking water, protects the quality of lakes, streams and groundwater, and provides financial assistance to water and wastewater treatment utilities. WPP staff issues permits, provides compliance assistance, drafts standards for clean and safe water, oversees and conducts monitoring, identifies impaired waters, and drafts plans to correct those impairments. The program trains and certifies operators at water supply and wastewater treatment plants. WPP staff administers the federal Clean Water and Drinking Water State Revolving Fund programs, which provides grants and low-interest loans to Missouri communities for drinking water supply, wastewater treatment, and stormwater management infrastructure.

Soil and Water Conservation – The Soil and Water Conservation Program (SWCP) promotes the long-term productivity of Missouri's soil and helps protect water resources. SWCP staff provides guidance to local soil and water conservation districts and administers conservation programs funded by one-half of the constitutionally authorized 1/10th of one percent dedicated parks, soils, and water sales tax. Program funding supports: (1) cost share assistance for agricultural landowners to implement approved soil and water conservation practices; (2) grants to local districts for operational expenses; (3) water quality monitoring of conservation practices; (4) grants for research on soil and water conservation issues; and (5) federal grants to control nonpoint source pollution.

Air Pollution Control Program – The Air Pollution Control Program (APCP) supports the maintenance and improvement of the state's air quality to protect public health. Operating under the Clean Air Act's State Implementation Plans and Rules, the APCP reviews and issues facility construction and operating permits. The program coordinates collection of ambient air quality and emission inventory data to establish air quality benchmarks and determine attainment with national standards. In conjunction with the Department of Public Safety and the Department of Revenue, the program administers the vehicle emission inspection program in the St. Louis region.

Waste Management Program – The Waste Management Program (WMP) promotes the safe and proper handling and disposal of hazardous and solid wastes. WMP staff issues permits for the transportation, treatment, storage, and disposal of hazardous and solid wastes, and the recovery of recyclable materials. The program promotes waste minimization, reuse, and recycling through education, beneficial use approvals, and grants. The program oversees and administers grants to Solid Waste Management Districts to support waste diversion to preserve limited landfill space. Staff work with owners of illegal solid waste dumps to accomplish cleanups.

Environmental Remediation Program – The Environmental Remediation Program (ERP) oversees cleanup of contamination to land and groundwater from hazardous substance and petroleum releases. ERP staff works with responsible parties and owners to develop risk-based cleanup goals and oversee site investigation and remediation activities. Sites include federal properties, industrial facilities, petroleum storage tank sites, mining sites, and others. The program implements long-term stewardship measures at sites to protect against exposure from contamination left in place. ERP also implements the underground storage tank regulatory program to prevent future releases.

DEPARTMENT OF NATURAL RESOURCES ENVIRONMENTAL PROGRAMS

Regional Offices – Regional Office and Central Field Operation activities support the implementation of the department’s environmental programs throughout Missouri. Staff performs field inspections, provides compliance and technical assistance to regulated entities, responds to environmental emergencies for non-hazardous substances (e.g., fish kills), issues permits, and investigates reports of environmental concerns from the public.

Environmental Services Program – The Environmental Services Program supports department programs by providing accurate scientific data for their work. Staff performs field work, conducts monitoring, collects samples, and provides laboratory testing for environmental pollutants. The Environmental Emergency Response Section maintains a 24-hour hotline for environmental emergencies and maintains field response capabilities to assist in the field to mitigate and remediate hazardous substance releases.

Fiscal Year 2021 Governor’s Recommendations

- \$375,027 for pay plan, including \$37,867 general revenue.
- \$549,220 for the remaining pay periods of the Fiscal Year 2020 approved pay plan, including \$54,982 general revenue.
- \$115,237 for the remaining pay periods of the Fiscal Year 2020 approved pay plan associated with the recently completed compensation study to move to market-based minimums, including \$11,663 general revenue.
- (\$621,450) core reduction from the Fiscal Year 2020 appropriation level, including (\$30,000) general revenue.
- (\$2,826) Coal Combustion Residuals Subaccount core reduction for one-time expenditures.

ENVIRONMENTAL FINANCIAL SUPPORT

The department administers a variety of funds for local governments and others to control pollution, assess and remediate contaminated sites, collect and manage pesticide waste, reduce and reuse solid waste, monitor and test drinking water supplies, construct or improve water and wastewater facilities, and implement soil and water conservation practices.

Fiscal Year 2021 Governor’s Recommendations

- \$345,243 to implement closure, post-closure, and corrective action plans at landfills where operators are no longer fulfilling their responsibilities.
- \$239,236 to pay for the state’s obligation for the Superfund cleanup of contaminated sites.
- \$209 for pay plan, including \$208 general revenue.
- \$306 for the remaining pay periods of the Fiscal Year 2020 approved pay plan, including \$304 general revenue.
- (\$2,600,000) federal and other funds core reduction from the Fiscal Year 2020 appropriation level.
- (\$241,901) core reduction for one-time expenditures.

ENVIRONMENTAL RESTORATION

The department conducts natural resource damage assessments where unpermitted releases have damaged natural resources. These assessments evaluate the extent of the damage done, means to mitigate the damage, and how to compensate the public for the damage. The department works with responsible parties to either participate in the restoration or negotiate a monetary settlement, which is then used to complete restoration.

Fiscal Year 2021 Governor’s Recommendations

- (\$1,757,917) Natural Resources Protection Fund core reduction from the Fiscal Year 2020 appropriation level.

**DEPARTMENT OF NATURAL RESOURCES
MISSOURI GEOLOGICAL SURVEY**

FINANCIAL SUMMARY

	FY 2019 EXPENDITURE	FY 2020 APPROPRIATION	FY 2021 GOVERNOR RECOMMENDS
Missouri Geological Survey			
TOTAL	\$ 11,317,515	\$ 26,342,481	\$ 26,245,366
General Revenue Fund	6,690,015	18,200,810	18,127,878
Federal Funds	3,177,115	5,828,711	5,691,389
Other Funds	1,450,385	2,312,960	2,426,099
Total Full-time Equivalent Employees	91.41	115.42	116.42

The Missouri Geological Survey (MGS) includes the Geological Survey Program, Land Reclamation Program, Water Resources Center, and Dam and Reservoir Safety Program. The Geological Survey Program investigates the state's geology, providing geologic and hydrologic information and expertise to aid economic development, infrastructure considerations, and environmental decision-making regarding site remediation, contaminant migration, subsurface investigations, and geologic hazards. Staff oversee the proper construction of all wells, including water, oil, gas, exploration, heat pumps, and monitoring. The division also determines the character and availability of the state's energy and mineral resources. Division management represents the state through the Association of American State Geologists and the Central U.S. Earthquake Consortium.

The Land Reclamation Program provides technical support for the Missouri Mining Commission. The commission regulates the surface mining of coal and other mineral commodities (such as lead, barite, tar sands, clay, limestone, sand, and gravel). Staff regulatory duties include developing regulations, permitting, inspection, complaint investigation, bonding, and enforcement. Staff reclamation duties include human health and environmental hazard assessment, reclamation plan designs, contracting, budgeting, public relations, landowner education, construction oversight, and maintenance of reclaimed abandoned mine lands and bond forfeiture mine lands until responsibility release is approved by the commission.

To meet Missouri's comprehensive water needs, Water Resources Center hydrologists, geologists, and engineers investigate and monitor surface water and groundwater resource characteristics, availability, and use. Program responsibilities include (1) operating a statewide groundwater monitoring network with real-time water quantity data; (2) collecting and analyzing surface-water flow data for reaction to flood and drought emergencies; (3) providing guidance, data, and technical expertise in the preservation and development of sustainable regional water supplies throughout Missouri; and (4) defending the state's vital water interests in the Missouri River, the Mississippi River, and other interstate water resources before federal and interstate water resource management authorities.

The Dam and Reservoir Safety Program administers the provisions of the Missouri Dam and Reservoir Safety law. The program provides public safety of downstream residents against dam failure as well as protecting the investment and purpose of the reservoir. The program regulates non-federal, non-agricultural dams 35 feet high and higher through inspections and issuance of registration, safety, and construction permits. The program performs emergency response to dams in distress and provides engineering evaluation of conditions during natural disasters to protect life and property.

Fiscal Year 2021 Governor's Recommendations

- \$75,080 and one staff to inventory and inspect dams and reservoirs statewide.
- \$55,201 for pay plan, including \$24,542 general revenue.
- \$83,226 for the remaining pay periods of the Fiscal Year 2020 approved pay plan, including \$34,517 general revenue.
- \$33,816 for the remaining pay periods of the Fiscal Year 2020 approved pay plan associated with the recently completed compensation study to move to market-based minimums, including \$17,367 general revenue.
- \$642 reallocated from Department Operations for mileage reimbursements costs.
- (\$195,080) core reduction from the Fiscal Year 2020 appropriation level, including (\$75,080) general revenue.
- (\$150,000) core reduction for one-time expenditures.

**DEPARTMENT OF NATURAL RESOURCES
MISSOURI STATE PARKS**

FINANCIAL SUMMARY

	FY 2019 EXPENDITURE	FY 2020 APPROPRIATION	FY 2021 GOVERNOR RECOMMENDS
Missouri State Parks Operation			
TOTAL	\$ 37,854,193	\$ 49,129,213	\$ 50,273,899
Federal Funds	2,098,403	8,399,559	8,402,780
Other Funds	35,755,790	40,729,654	41,871,119
Total Full-time Equivalent Employees	641.03	661.21	661.21

Missouri's Division of State Parks manages the many recreational, cultural, and historical resources of the Missouri state parks system. The division also administers programs to promote outdoor recreation statewide.

Missouri State Parks operates and/or maintains 91 state parks and historic sites, as well as the trails of Roger Pryor Pioneer Backcountry. The system is divided into three regions, with each of the region headquarters reporting to the Central Office in Jefferson City. Administrative, maintenance, and service personnel manage the lands and improvements, provide recreational and educational programs for visitors, and provide necessary law enforcement. Funding, provided by one-half of the constitutionally authorized one-tenth of one percent parks, soils, and water sales tax, has been used for projects such as campground remodeling; the addition of shower houses and restrooms; paving of roads within campgrounds; restoration of landscapes; and personnel for maintenance, education, and site interpretation. The parks sales tax provides continued restoration and improvement of the state parks system and allows division staff to better serve the millions of people who visit parks and historic sites each year.

Central Office directs and coordinates the management of the state parks system. Responsibilities include personnel management, budget and policy development, and the evaluation of management procedures and performance. Central Office staff provide logistical support to the individual state park, and operate the central sign shop, central warehouse, and aerial device unit. Staff also identify unique natural areas which may require protection; conduct special studies related to parks operations and development; and prepare site, architectural, and engineering plans and maps.

The division also administers grants that finance outdoor recreation projects.

Fiscal Year 2021 Governor's Recommendations

- \$211,750 Parks Sales Tax Fund for market-based seasonal worker wage adjustments.
- \$245,502 federal and other funds for pay plan.
- \$349,740 federal and other funds for the remaining pay periods of the Fiscal Year 2020 approved pay plan.
- \$323,126 federal and other funds for the remaining pay periods of the Fiscal Year 2020 approved pay plan associated with the recently completed compensation study to move to market-based minimums.
- \$14,568 Parks Sales Tax Fund reallocated from Department Operations for mileage reimbursements costs.

**DEPARTMENT OF NATURAL RESOURCES
HISTORIC PRESERVATION**

FINANCIAL SUMMARY

	FY 2019 EXPENDITURE	FY 2020 APPROPRIATION	FY 2021 GOVERNOR RECOMMENDS
Historic Preservation			
TOTAL	\$ 1,138,671	\$ 2,897,470	\$ 3,770,858
General Revenue Fund	141,259	151,755	1,006,790
Federal Funds	579,957	1,070,641	1,081,125
Other Funds	417,455	1,675,074	1,682,943
Total Full-time Equivalent Employees	14.50	17.25	17.25

The State Historic Preservation Office helps identify and preserve historic properties and cultural resources throughout the state, administers grants and loans to support preservation efforts, and provides technical assistance to taxpayers in qualifying for historic preservation tax credits.

Fiscal Year 2021 Governor's Recommendations

- \$848,245 for increased transfer to the Historic Preservation Revolving Fund.
- \$10,278 for pay plan, including \$2,806 general revenue.
- \$14,865 for the remaining pay periods of the Fiscal Year 2020 approved pay plan, including \$3,984 general revenue.

**DEPARTMENT OF NATURAL RESOURCES
ENERGY**

FINANCIAL SUMMARY

	FY 2019 EXPENDITURE	FY 2020 APPROPRIATION	FY 2021 GOVERNOR RECOMMENDS
Division of Energy Operations	\$ 0	\$ 2,861,543	\$ 2,932,773
Division of Energy Services	0	27,627,800	27,625,800
Wood Energy Tax Credits	0	1,500,000	740,000
TOTAL	\$ 0	\$ 31,989,343	\$ 31,298,573
General Revenue Fund	0	1,500,000	740,000
Federal Funds	0	20,406,852	20,447,898
Other Funds	0	10,082,491	10,110,675
Total Full-time Equivalent Employees	0.00	37.00	37.00

The Division of Energy assists, educates, and encourages Missourians to advance the efficient use of diverse energy resources to drive economic growth, provide for a healthier environment, and achieve greater energy security for future generations.

Fiscal Year 2021 Governor's Recommendations

- \$21,468 federal and other funds for pay plan.
- \$30,988 federal and other funds for the remaining pay periods of the Fiscal Year 2020 approved pay plan.
- \$18,774 federal and other funds for the remaining pay periods of the Fiscal Year 2020 approved pay plan associated with the recently completed compensation study to move to market-based minimums.
- (\$762,000) core reduction from the Fiscal Year 2020 appropriation level, including (\$760,000) general revenue.

**DEPARTMENT OF NATURAL RESOURCES
AGENCY-WIDE IMPLEMENTATION**

FINANCIAL SUMMARY

	FY 2019 EXPENDITURE	FY 2020 APPROPRIATION	FY 2021 GOVERNOR RECOMMENDS
Department of Natural Resources Revolving Services Fund	\$ 2,289,513	\$ 2,421,745	\$ 2,421,745
Sales Tax Reimbursement to General Revenue	9,862	50,000	32,000
Petroleum Storage Tank Insurance Fund Board	1,863,750	2,353,306	2,359,736
Petroleum Storage Tank Insurance Fund Claims	17,974,741	20,000,000	20,000,000
Petroleum Related Activities	870,231	1,133,496	1,151,641
TOTAL	\$ 23,008,097	\$ 25,958,547	\$ 25,965,122
Other Funds	23,008,097	25,958,547	25,965,122
Total Full-time Equivalent Employees	19.60	25.20	25.20

Agency-Wide items allow for operational and business transaction efficiencies across the department.

Fiscal Year 2021 Governor's Recommendations

- \$13,180 Petroleum Storage Tank Insurance Fund for pay plan.
- \$19,196 Petroleum Storage Tank Insurance Fund for the remaining pay periods of the Fiscal Year 2020 approved pay plan.
- (\$18,000) other funds core reduction from the Fiscal Year 2020 appropriation level.
- (\$7,801) Petroleum Storage Tank Insurance Fund core reduction for one-time expenditures.

**DEPARTMENT OF NATURAL RESOURCES
ENVIRONMENTAL IMPROVEMENT AND ENERGY RESOURCES AUTHORITY**

FINANCIAL SUMMARY

	FY 2019 EXPENDITURE	FY 2020 APPROPRIATION	FY 2021 GOVERNOR RECOMMENDS
Environmental Improvement and Energy Resources Authority			
TOTAL	\$ 47,186	\$ 1,464,583	\$ 1,477,386
Other Funds	47,186	1,464,583	1,477,386
Total Full-time Equivalent Employees	0.28	8.00	8.00

The Environmental Improvement and Energy Resources Authority is an independent, self-supporting, quasi-governmental agency assigned to the Department of Natural Resources.

Due to its special independent status as “a body corporate and politic,” the authority is able to issue tax-exempt bonds and use fees charged for issuance of its bonds and notes. The authority is empowered to conduct environmental and energy research and development activities; develop alternative methods of financing environmental and energy projects; and assist Missouri communities, organizations, and businesses in obtaining low-cost funds and other financial assistance for projects related to the authority’s purpose.

Fiscal Year 2021 Governor’s Recommendations

- \$5,213 State Environmental Improvement Authority and Energy Resources Authority Fund for pay plan.
- \$7,590 State Environmental Improvement Authority and Energy Resources Authority Fund for the remaining pay periods of the Fiscal Year 2020 approved pay plan.

Missouri Department of Conservation

mdc.mo.gov



Who we are. What we do. Why this matters.

Who We Are

The Missouri Department of Conservation was conceived at the low point in U.S. conservation history when unregulated hunting, fishing and trapping, and the abuse of forests had depleted the state's natural resources. First envisioned by Missouri sportsmen and conservationists, the Department was created by a constitutional amendment in 1936 as the world's first apolitical, science-based conservation agency with exclusive authority over fish, forests, and wildlife.

The four-member Missouri Conservation Commission approves the *Wildlife Code of Missouri*, as well as the Department's policies, long-term strategic planning, budget, and major expenditures. Commission members, who are appointed by the governor, serve staggered, unpaid, six-year terms.

What We Do

The Conservation Department protects and manages the fish, forest, and wildlife resources of the state and provides opportunities for all citizens to use, enjoy, and learn about these resources. Conservation staff sustain and improve the fish, forest, and wildlife resources, manage nearly one million acres of public land with 1,000 conservation areas, work with private landowners and communities to deliver conservation locally, and provide outreach and education through nature centers, schools, and events. Staff also work with dedicated volunteers and partner agencies to ensure a greater conservation reach both in Missouri and across the

nation. Conservation-related concerns can be addressed by MDC staff dedicated to customer service in every county of the state by going to mdc.mo.gov/contact-engage to find your local contacts.

Why This Matters

The health of our natural habitats and the species that live here has an impact on our very quality of life. Whether feeding birds, watching wildlife, hiking, hunting, canoeing or boating, target shooting, fishing, or spending time at a nature center, Missourians are engaged with the outdoors. For more than 80 years, the Conservation Department has worked with Missourians to sustain healthy fish, forests, and wildlife for all to enjoy, and will continue to do so.

Conservation Pays Its Way

The amount of state sales tax revenue generated from fish, forest, and wildlife recreation spending is more than the amount of sales tax revenue received by the Conservation Department from the one-eighth of one percent Conservation Sales Tax. Conservation-related expenditures generate more than \$507 million annually in state and local tax revenue. The Conservation Department's budget represents less than 1 percent of the entire state budget. No state general revenue is received. In Missouri, the total economic impact of fish and wildlife recreation and the forest products industry is more than \$12 billion annually. Expenditures and retail sales from fish and wildlife recreation and forest products support over 99,000 jobs.

DEPARTMENT OF CONSERVATION

FINANCIAL SUMMARY

	FY 2019 EXPENDITURE	FY 2020 APPROPRIATION	FY 2021 REQUEST	FY 2021 GOVERNOR RECOMMENDS
Conservation Programs				
DEPARTMENTAL TOTAL	\$ 143,885,307	\$ 170,642,115	\$ 168,673,822	\$ 169,443,220
PERSONAL SERVICE	79,272,757	88,062,546	90,542,428	91,322,249
EXPENSE AND EQUIPMENT	55,291,481	66,460,650	62,207,603	62,197,180
PROGRAM SPECIFIC DISTRIBUTION	9,321,069	16,118,919	15,923,791	15,923,791
TOTAL				
Conservation Commission Fund	143,885,307	170,642,115	168,673,822	169,443,220
Total Full-time Equivalent Employees	1,603.54	1,791.81	1,790.81	1,790.81
Other Funds	1,603.54	1,791.81	1,790.81	1,790.81

Fiscal Year 2021 Governor's Recommendations

- \$1,000,000 Conservation Commission Fund to assist landowner and community conservation and outdoor recreation efforts.
- \$500,000 Conservation Commission Fund to modernize Chronic Wasting Disease monitoring.
- \$250,000 Conservation Commission Fund for additional equipment and supplies to combat feral hogs.
- \$1,153,089 Conservation Commission Fund to implement the department's employee compensation plan.
- \$779,821 Conservation Commission Fund for pay plan.
- \$1,118,196 Conservation Commission Fund for the remaining pay periods of the Fiscal Year 2020 approved pay plan.
- (\$6,000,001) Conservation Commission Fund and (one) staff core reduction from the Fiscal Year 2020 appropriation level.



Missouri Department of Economic Development

The [Missouri Department of Economic Development](#) (DED) helps Missourians prosper by fostering job creation and economic growth. DED uses a wide array of business retention and expansion tools and community and workforce development programs to make Missouri the best state in the Midwest for economic development.

DEPARTMENT DIVISIONS

Regional Engagement Division

The Regional Engagement Division promotes regional economic growth by coordinating the delivery of tailored solutions for business retention and expansion and community development projects. This Division serves as the first and primary contact for DED's local partners and business and community customers as they access state and federal agency resources. The Division consists of six regional teams that span the entire state.

Business and Community Solutions Division

The Business and Community Solutions Division facilitates regional economic growth by addressing economic development challenges with a combination of subject matter expertise, program administration, and innovative problem solving. This Division houses many of the state's core economic development tools and programs, which are used in close collaboration with the Regional Engagement Division to develop tailored solutions for business retention and expansion and community development projects.

Administration Division

The Administration Division provides overarching direction and ensures adequate resources are allocated to support efforts within each Division. This Division houses the director's office, general counsel, financial systems, budget and planning, and human resources.

Missouri One Start Division

The Missouri One Start Division delivers tailored workforce solutions to help create and retain jobs in Missouri. Workforce training is individualized to each company's specific needs and is administered locally by community colleges and technical schools. The Division's resources provide recruitment, pre-employment training, and specialized industry training to eligible Missouri businesses of any size, ensuring they have the right workforce, with the right skillset at the right time.

Strategy and Performance Division

The Strategy and Performance Division helps inform DED's strategic planning, program development, and performance management. It also houses the Department's legislative, communications, and marketing services and provides subject matter expertise in specialized areas.

Division of Tourism

The Division of Tourism is responsible for promoting Missouri as a premier destination for domestic and international travelers. This Division implements strategic investments in travel promotion with integrated marketing strategies that provide economic benefits for Missouri. The Division operates nine official welcome centers and works with community-based affiliate welcome centers.

Missouri Housing Development Commission

The Missouri Housing Development Commission provides financing for the construction of affordable housing and funding for home loans.

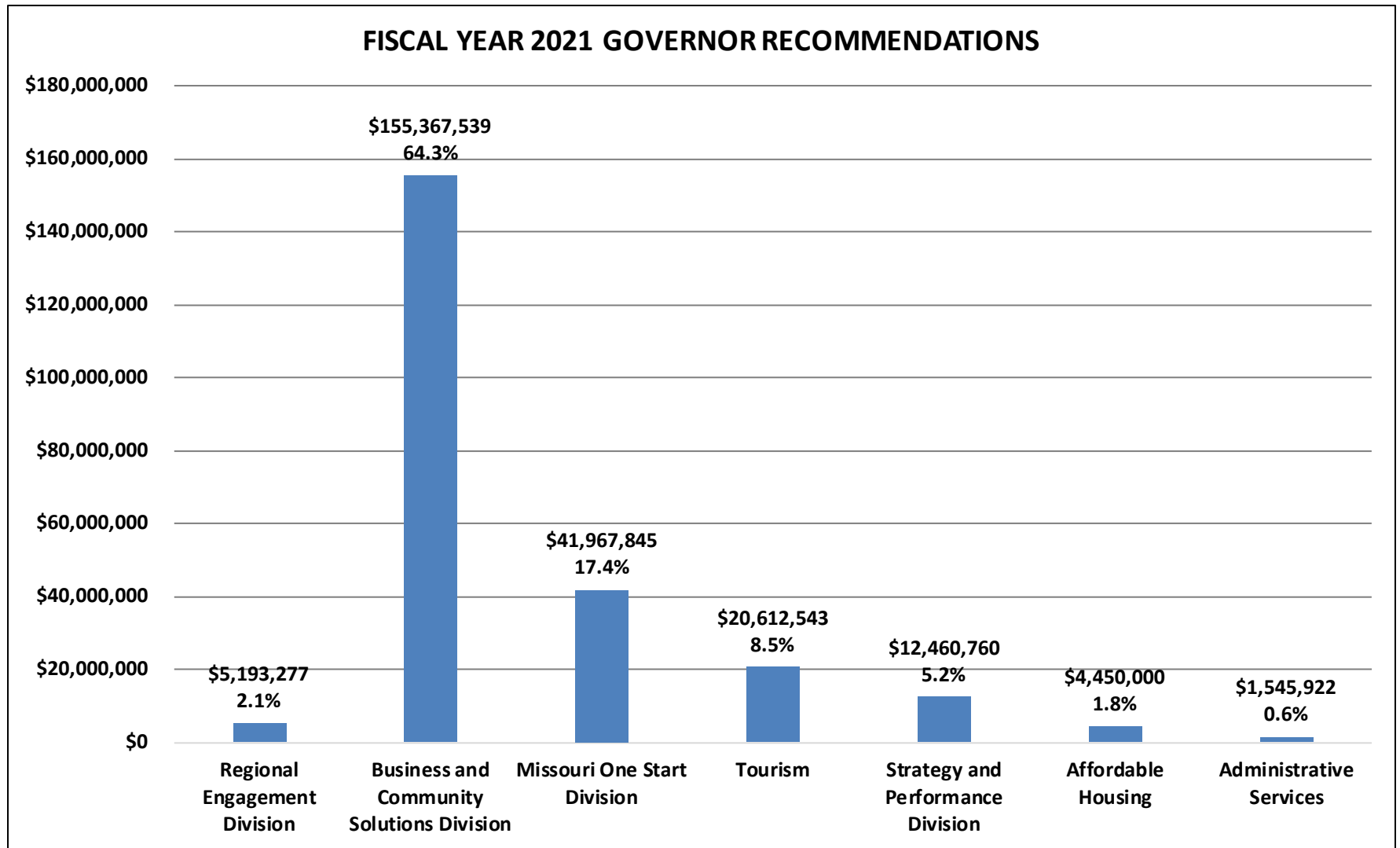
DEPARTMENT OF ECONOMIC DEVELOPMENT

FINANCIAL SUMMARY

	FY 2019 EXPENDITURE	FY 2020 APPROPRIATION	FY 2021 REQUEST	FY 2021 GOVERNOR RECOMMENDS
Regional Engagement Division	\$ 0	\$ 4,138,855	\$ 5,176,542	\$ 5,193,277
Business and Community Solutions Division	0	159,320,177	157,374,250	155,367,539
Missouri One Start Division	0	42,175,950	41,954,933	41,967,845
Tourism	15,268,960	21,038,826	20,586,211	20,612,543
Strategy and Performance Division	0	7,494,140	7,445,947	12,460,760
Affordable Housing	3,509,809	4,450,000	4,450,000	4,450,000
Administrative Services	1,840,069	1,453,377	1,468,950	1,545,922
Business and Community Services	80,665,464	0	0	0
Workforce Development	81,341,283	0	0	0
Energy	12,490,087	0	0	0
Utility Regulation	12,940,526	0	0	0
State Legal Expense Fund Transfer	0	1	1	1
DEPARTMENTAL TOTAL	\$ 208,056,198	\$ 240,071,326 *	\$ 238,456,834	\$ 241,597,887
General Revenue Fund	65,621,998	86,477,746	84,749,752	87,375,891
Federal Funds	105,575,525	115,585,647	115,037,187	115,070,985
Other Funds	36,858,675	38,007,933	38,669,895	39,151,011

Total Full-time Equivalent Employees	681.51	177.60	177.60	177.60
General Revenue Fund	53.73	73.60	87.19	86.19
Federal Funds	359.92	44.77	28.18	29.18
Other Funds	267.86	59.23	62.23	62.23

* Does not include \$490,458 recommended in the Fiscal Year 2020 Supplemental Appropriations. See the Supplemental section of the Missouri Budget for details regarding the Department of Economic Development supplemental appropriations.



**DEPARTMENT OF ECONOMIC DEVELOPMENT
REGIONAL ENGAGEMENT DIVISION**

FINANCIAL SUMMARY

	FY 2019 EXPENDITURE	FY 2020 APPROPRIATION	FY 2021 GOVERNOR RECOMMENDS
Regional Engagement	\$ 0	\$ 1,888,855	\$ 2,193,277
Business Recruitment and Marketing	0	2,250,000	3,000,000
TOTAL	\$ 0	\$ 4,138,855	\$ 5,193,277
General Revenue Fund	0	1,246,373	1,638,668
Federal Funds	0	600,495	511,576
Other Funds	0	2,291,987	3,043,033
Total Full-time Equivalent Employees	0.00	37.06	33.06

The Regional Engagement Division fosters regional economic growth by coordinating the delivery of tailored solutions for business retention and expansion and community development projects.

REGIONAL ENGAGEMENT

The Regional Engagement Division serves as the first and primary contact for the Department of Economic Development's local partners and business and community customers as they access state and federal agency resources. The division consists of six regional teams that span the entire state.

Fiscal Year 2021 Governor's Recommendations

- \$500,000 and eight staff for regional engagement teams.
- \$17,497 for pay plan, including \$12,587 general revenue.
- \$16,217 for the remaining pay periods of the Fiscal Year 2020 approved pay plan, including \$13,446 general revenue.
- \$150 for the remaining pay periods of the Fiscal Year 2020 approved pay plan associated with the recently completed compensation study to move to market-based minimums.
- \$762 reallocated from Administrative Services for mileage reimbursement costs.
- (\$230,204) and (four) staff reallocated to the Business and Community Solutions Division, including (\$134,650) general revenue.
- (Eight) staff core reduction from the Fiscal Year 2020 appropriation level.

BUSINESS RECRUITMENT AND MARKETING

Business Recruitment and Marketing markets the state both nationally and internationally to effectively produce new business recruitment leads in order to bring new investment opportunities and create new high quality jobs in Missouri. In 2007, the General Assembly authorized a new public-private partnership model by creating the Economic Development Advancement Fund. Currently, the Department contracts for these services through the Hawthorn Foundation, which subcontracts with the Missouri Partnership, a public-private economic development partnership. The Missouri Partnership works at state, regional and local levels to increase the visibility of Missouri as a globally competitive business location.

Fiscal Year 2021 Governor's Recommendations

- \$750,000 Economic Development Advancement Fund for regionally targeted marketing.

**DEPARTMENT OF ECONOMIC DEVELOPMENT
BUSINESS AND COMMUNITY SOLUTIONS DIVISION**

FINANCIAL SUMMARY

	FY 2019 EXPENDITURE	FY 2020 APPROPRIATION	FY 2021 GOVERNOR RECOMMENDS
Business and Community Solutions	\$ 0	\$ 5,764,161	\$ 6,662,197
International Trade and Investment Offices	0	1,500,000	1,500,000
Missouri Technology Investment	0	3,000,000	1,000,000
Community Development Block Grant Program	0	105,000,000	105,000,000
State Small Business Credit Initiative	0	2,000,000	0
Community Redevelopment and Assistance	0	42,056,016	41,205,342
TOTAL	\$ 0	\$ 159,320,177	\$ 155,367,539
General Revenue Fund	0	41,469,159	37,027,329
Federal Funds	0	114,260,587	114,388,226
Other Funds	0	3,590,431	3,951,984
Total Full-time Equivalent Employees	0.00	51.00	55.00

The Business and Community Solutions Division fosters regional economic growth by addressing economic development challenges with a combination of subject matter expertise, program administration, and innovative problem solving. The Division houses many of the state's core economic development tools and programs, which it uses in close collaboration with the Regional Engagement Division to develop tailored solutions for business retention and expansion and community development projects.

Fiscal Year 2021 Governor's Recommendations

- \$1,000,000 federal funds for receiving and expending federal grants.
- \$455,000 Economic Development Advancement Fund for the Global Markets Access Program.
- \$100,000 for staff recruitment and retention.
- \$28,283 for pay plan, including \$15,596 general revenue.
- \$34,694 for the remaining pay periods of the Fiscal Year 2020 approved pay plan, including \$18,258 general revenue.
- \$4,855 for the remaining pay periods of the Fiscal Year 2020 approved pay plan associated with the recently completed compensation study to move to market-based minimums, including \$2,540 general revenue.
- \$230,204 and four staff reallocated from the Regional Engagement Division, including \$134,650 general revenue.
- (\$500,000) core reduction for one-time expenditures.
- (\$455,000) core reduction from the Fiscal Year 2020 appropriation level.

INTERNATIONAL TRADE AND INVESTMENT OFFICES

The purpose of Missouri's International Trade and Investment Offices, located in Canada, China, Europe, India, Israel, Japan, the Republic of Korea, Mexico, the United Arab Emirates, and the United States, is to increase the number of Missouri companies exporting, increase the volume of Missouri exports to international markets, and increase foreign direct investments in Missouri. Each office provides trade counseling and technical advice to Missouri interests regarding possible market entry strategies. The International Trade and Investment Offices also provide technical information about the Department's incentive programs and client solutions, which includes preparing comprehensive investment packages on behalf of the state and its partners.

Fiscal Year 2021 Governor's Recommendations

Continue funding at the current level.

**DEPARTMENT OF ECONOMIC DEVELOPMENT
BUSINESS AND COMMUNITY SOLUTIONS DIVISION**

MISSOURI TECHNOLOGY INVESTMENT

The Missouri Technology Corporation (MTC) is a public-private partnership created to promote entrepreneurship and foster the growth of new and emerging high-tech companies. Corporation staff focuses on 21st century bioscience industries that build on Missouri's rich history in agriculture. Staff administers the Missouri Technology Investment Fund in support of the following programs:

Innovation Centers – The innovation centers, located in ten communities throughout the state, provide specialized entrepreneurial and small business support services (and often physical incubator space) to transform new ideas and scientific discoveries into Missouri-based businesses that put Missourians to work. The centers often serve as the hub of entrepreneurial activity in their local communities.

Manufacturing Extension Partnership – The Manufacturing Extension Partnership (MEP) is a public-private partnership which includes the U.S. Department of Commerce's National Institute of Standards and Technology and Missouri Enterprise. The MEP assists small and medium-sized manufacturers throughout the state, including innovation center clients that require manufacturing expertise, by bringing the benefits of new technology to bear on traditional industries. The MEP also helps Missouri manufacturers increase productivity, achieve growth objectives, and obtain necessary quality certifications for exporting Missouri-made products.

Fiscal Year 2021 Governor's Recommendations

- (\$2,000,000) core reduction from the Fiscal Year 2020 appropriation level.

COMMUNITY DEVELOPMENT BLOCK GRANT PROGRAM

The Community Development Block Grant (CDBG) program is a formula block grant provided to the state of Missouri, 70 percent of which is allocated directly to entitlement cities and 30 percent of which is allocated for non-entitlement areas in the state. The Department administers the 30 percent non-entitlement portion of the program by providing grants for community development activities. These activities must benefit at least 51 percent low and moderate income persons, eliminate slum and blight, or meet urgent threats to health and safety. Typical projects include infrastructure expansion and improvements, downtown revitalization, housing rehabilitation, Americans with Disabilities Act accessibility improvements, and community facility projects.

Fiscal Year 2021 Governor's Recommendations

Continue funding at the current level.

STATE SMALL BUSINESS CREDIT INITIATIVE

The State Small Business Credit Initiative (SSBCI) is a federal initiative that provides funds to states in order to increase the amount of private capital available to small businesses. The SSBCI program in Missouri assists small businesses in accessing credit and venture capital via two programs. The Grow Missouri Loan Participation Fund supports the formation and growth of businesses in the industrial, commercial, agricultural, and recreational sectors. The Missouri Innovation, Development, and Entrepreneurial Advancement (IDEA) Fund provides seed and venture capital to promote the formation and growth of businesses that engage in the transfer of science and technology into job creation.

Fiscal Year 2021 Governor's Recommendations

- (\$2,000,000) federal funds core reduction from the Fiscal Year 2020 appropriation level.

**DEPARTMENT OF ECONOMIC DEVELOPMENT
BUSINESS AND COMMUNITY SOLUTIONS DIVISION**

COMMUNITY REDEVELOPMENT AND ASSISTANCE

Community Redevelopment and Assistance consists of the various Tax Increment Financing programs, Missouri Main Street program, and the Missouri Community Service Commission. These programs promote volunteerism and community services, and administer a range of financing programs through revenue bonds, notes, and tax credits.

Fiscal Year 2021 Governor's Recommendations

- \$1,000,000 federal funds for the Missouri Community Service Commission.
- \$2,249 federal funds for pay plan.
- \$3,652 federal funds for the remaining pay periods of the Fiscal Year 2020 approved pay plan.
- \$150 federal funds for the remaining pay periods of the Fiscal Year 2020 approved pay plan associated with the recently completed compensation study to move to market-based minimums.
- \$1,149 federal funds reallocated from Administrative Services for mileage reimbursement costs.
- (\$1,857,874) core reduction from the Fiscal Year 2020 appropriation level, including (\$1,757,874) general revenue.

**DEPARTMENT OF ECONOMIC DEVELOPMENT
MISSOURI ONE START DIVISION**

FINANCIAL SUMMARY

	FY 2019 EXPENDITURE	FY 2020 APPROPRIATION	FY 2021 GOVERNOR RECOMMENDS
Missouri One Start	\$ 0	\$ 274,356	\$ 41,870
Missouri One Start Job Development Fund	0	14,901,594	14,925,975
Missouri One Start Community College New Jobs Training	0	16,000,000	16,000,000
Missouri One Start Community College Job Retention Training	0	11,000,000	11,000,000
TOTAL	\$ 0	\$ 42,175,950	\$ 41,967,845
General Revenue Fund	0	14,942,446	14,967,845
Federal Funds	0	233,504	0
Other Funds	0	27,000,000	27,000,000
Total Full-time Equivalent Employees	0.00	12.00	12.00

The Missouri One Start Division fosters regional economic growth by delivering tailored workforce solutions that make businesses more competitive, so they can create and retain jobs in Missouri. The Missouri One Start Division provides dedicated staff, funding assistance and targeted marketing to assist businesses with recruiting and training workers.

Fiscal Year 2021 Governor's Recommendations

- \$414 for pay plan.
- \$604 for the remaining pay periods of the Fiscal Year 2020 approved pay plan.
- (\$233,504) federal funds core reduction from the Fiscal Year 2020 appropriation level.

MISSOURI ONE START JOB DEVELOPMENT FUND

The Missouri One Start Job Development Fund helps new and expanding businesses by providing and covering the costs of training. In addition, this fund provides assistance to existing businesses for the purpose of upgrading workers' skills. The Missouri One Start Training Program assists small, medium, and large companies that are either creating jobs or making significant capital investment. This name of this fund was previously the Missouri Works Job Development Fund.

Fiscal Year 2021 Governor's Recommendations

- \$8,096 for increased transfer to the Missouri One Start Job Development Fund for pay plan and related fringe costs.
- \$11,723 for increased transfer to the Missouri One Start Job Development Fund for the remaining pay periods of the Fiscal Year 2020 approved pay plan and related fringe costs.
- \$4,562 for increased transfer to the Missouri One Start Job Development Fund for the remaining pay periods of the Fiscal Year 2020 approved pay plan and related fringe costs associated with the recently completed compensation study to move to market-based minimums.

MISSOURI ONE START COMMUNITY COLLEGE NEW JOBS TRAINING PROGRAM

The Missouri One Start Community College New Jobs Training Program provides an incentive for the creation of new jobs by providing education and training of workers for new or expanding industries. The program is operated locally by community colleges and is used to attract a large number of new jobs. The name of the fund associated with this program was previously Missouri Works Community College New Jobs Training Fund.

Fiscal Year 2021 Governor's Recommendations

Continue funding at the current level.

**DEPARTMENT OF ECONOMIC DEVELOPMENT
MISSOURI ONE START DIVISION**

MISSOURI ONE START COMMUNITY COLLEGE JOB RETENTION TRAINING PROGRAM

The Missouri One Start Community College Job Retention Training Program provides an incentive for the retention of existing jobs by providing education and training to employees of Missouri industries. The program is operated locally by community colleges and used in large job retention situations. The name of the fund associated with this program was previously Missouri Works Community College Job Retention Training Fund.

Fiscal Year 2021 Governor's Recommendations

Continue funding at the current level.

**DEPARTMENT OF ECONOMIC DEVELOPMENT
TOURISM**

FINANCIAL SUMMARY

	FY 2019 EXPENDITURE	FY 2020 APPROPRIATION	FY 2021 GOVERNOR RECOMMENDS
Tourism Commission			
TOTAL	\$ 15,268,960	\$ 21,038,826	\$ 20,612,543
General Revenue Fund	15,262,233	21,014,326	20,588,043
Other Funds	6,727	24,500	24,500
Total Full-time Equivalent Employees	33.52	38.50	38.50

The Division of Tourism is responsible for promoting Missouri as a premier destination for domestic and international travelers. The division implements strategic investments in travel promotion with integrated marketing strategies that provide economic benefits for Missouri. Travel promotion programs spur interest in visiting destinations among potential travelers. Stronger travel interest generates more visitors. The division operates nine official welcome centers and works with community-based affiliate welcome centers that meet inspection guidelines. In addition to these duties, the Division of Tourism is responsible for the Missouri Film Office which works to establish a reliable and consistent conduit to Missouri for the creative media industry to stimulate new production work across the state.

Fiscal Year 2021 Governor's Recommendations

- \$23,841 for increased transfer to the Division of Tourism Supplemental Revenue Fund for pay plan and related fringe costs.
- \$34,560 for increased transfer to the Division of Tourism Supplemental Revenue Fund for the remaining pay periods of the Fiscal Year 2020 approved pay plan and related fringe costs.
- \$15,316 for increased transfer to the Division of Tourism Supplemental Revenue Fund for the remaining pay periods of the Fiscal Year 2020 approved pay plan and related fringe costs associated with the recently completed compensation study to move to market-based minimums.
- (\$500,000) core reduction for one-time expenditures.

**DEPARTMENT OF ECONOMIC DEVELOPMENT
STRATEGY AND PERFORMANCE DIVISION**

FINANCIAL SUMMARY

	FY 2019 EXPENDITURE	FY 2020 APPROPRIATION	FY 2021 GOVERNOR RECOMMENDS
Strategy and Performance			
TOTAL	\$ 0	\$ 7,494,140	\$ 12,460,760
General Revenue Fund	0	6,879,691	12,198,260
Federal Funds	0	437,752	80,818
Other Funds	0	176,697	181,682
Total Full-time Equivalent Employees	0.00	23.50	23.50

The Strategy and Performance Division provides forward-looking insights to inform the Department of Economic Development's strategic planning, program development and performance management. It also houses the Department's legislative, communications and marketing services, and provides subject matter expertise in specialized areas. This division includes the Office of the Missouri Military Advocate, which works to preserve and support Missouri's military environment, and the Missouri Women's Council, which works to connect Missouri women and businesses.

Fiscal Year 2021 Governor's Recommendations

- \$5,000,000 for grants to provide broadband access to underserved areas.
- \$276,282 and 5.59 staff for the Strategy and Performance Division.
- \$14,813 for pay plan, including \$12,346 general revenue.
- \$28,013 for the remaining pay periods of the Fiscal Year 2020 approved pay plan, including \$24,524 general revenue.
- \$6,008 for the remaining pay periods of the Fiscal Year 2020 approved pay plan associated with the recently completed compensation study to move to market-based minimums, including \$5,417 general revenue.
- (\$358,496) federal funds and (5.59) staff core reduction from the Fiscal Year 2020 appropriation level.

**DEPARTMENT OF ECONOMIC DEVELOPMENT
AFFORDABLE HOUSING**

FINANCIAL SUMMARY

	FY 2019 EXPENDITURE	FY 2020 APPROPRIATION	FY 2021 GOVERNOR RECOMMENDS
Missouri Housing Trust	\$ 3,131,914	\$ 4,450,000	\$ 4,450,000
Manufactured Housing Program	377,895	0	0
TOTAL	\$ 3,509,809	\$ 4,450,000	\$ 4,450,000
Other Funds	3,509,809	4,450,000	4,450,000
Total Full-time Equivalent Employees	6.92	0.00	0.00

MISSOURI HOUSING TRUST

The Missouri Housing Development Commission administers the Missouri Housing Trust Fund, which provides grants to housing service providers to help meet the needs of very low income families and individuals. Funding is available for a variety of housing needs, such as homeless prevention, rehabilitation or construction of rental housing, rental assistance, and home repair. The Missouri Housing Trust Fund is funded through a \$3 recording fee authorized in Section 59.319, RSMo.

Fiscal Year 2021 Governor's Recommendations

Continue funding at the current level.

MANUFACTURED HOUSING PROGRAM

Under the jurisdiction of the Public Service Commission, the staff of the Manufactured Housing Program oversees the annual registration of home installers, dealers, and manufacturers of new manufactured homes and modular units. Program staff also enforces construction and safety standards, conducts code inspections, addresses consumer complaints, and enforces home set-up and tie-down requirements.

Fiscal Year 2021 Governor's Recommendations

In Fiscal Year 2020, this program moved to the Department of Commerce & Insurance.

**DEPARTMENT OF ECONOMIC DEVELOPMENT
ADMINISTRATIVE SERVICES**

FINANCIAL SUMMARY

	FY 2019 EXPENDITURE	FY 2020 APPROPRIATION	FY 2021 GOVERNOR RECOMMENDS
Administrative Services			
TOTAL	\$ 1,840,069	\$ 1,453,377	\$ 1,545,922
General Revenue Fund	415,207	925,750	955,745
Federal Funds	862,752	53,309	90,365
Other Funds	562,110	474,318	499,812
Total Full-time Equivalent Employees	27.80	15.54	15.54

The Administrative Services Division provides direction and guidance to the department. This division aligns the work of each of the other divisions through coordinated policy development, legislative planning, legal assistance, communications, and public information. The Administrative Services Division also provides centralized support in the areas of financial systems, personnel functions, budget, and general services.

Fiscal Year 2021 Governor's Recommendations

- \$65,183 for performance incentives for high-achieving department employees, including \$10,137 general revenue.
- \$11,789 for pay plan, including \$8,396 general revenue.
- \$18,872 for the remaining pay periods of the Fiscal Year 2020 approved pay plan, including \$12,224 general revenue.
- (\$3,299) reallocated to various divisions for mileage reimbursement costs, including (\$762) general revenue.

**DEPARTMENT OF ECONOMIC DEVELOPMENT
BUSINESS AND COMMUNITY SERVICES**

FINANCIAL SUMMARY

	FY 2019 EXPENDITURE	FY 2020 APPROPRIATION	FY 2021 GOVERNOR RECOMMENDS
Missouri Economic Research and Information Center	\$ 1,085,558	\$ 0	\$ 0
Marketing	4,023,652	0	0
Sales	1,174,180	0	0
Finance	920,595	0	0
International Trade and Investment Offices	1,244,700	0	0
Missouri Technology Investment	2,182,500	0	0
Community Development Block Grant Program	23,488,943	0	0
State Small Business Credit Initiative	1,000,000	0	0
Community Redevelopment and Assistance	37,475,740	0	0
Arts and Cultural Development	8,069,596	0	0
TOTAL	\$ 80,665,464	\$ 0	\$ 0
General Revenue Fund	43,801,753	0	0
Federal Funds	31,628,860	0	0
Other Funds	5,234,851	0	0
Total Full-time Equivalent Employees	97.31	0.00	0.00

MISSOURI ECONOMIC RESEARCH AND INFORMATION CENTER

The responsibilities of the Missouri Economic Research and Information Center (MERIC) include gathering data, conducting applied research, performing innovative analysis, and reporting to policymakers and the public. Staff researches and analyzes labor market trends, employment and unemployment figures, new business start-ups, wages, and the state's targeted industries and economic development initiatives. Staff at MERIC also work in cooperation with the U.S. Department of Labor to conduct research and produce reports on economic conditions and the labor market.

Fiscal Year 2021 Governor's Recommendations

In Fiscal Year 2020, the Missouri Economic Research and Information Center moved to the Department of Higher Education & Workforce Development. Portions of this program moved to various divisions within the Department of Economic Development.

MARKETING

The Marketing Team was formerly responsible for promoting Missouri in regional, national, and international marketplaces in order to attract capital investment. The Marketing Team supported the Business and Community Services Division by providing all print advertising, publishing, videography, and other media production services.

Fiscal Year 2021 Governor's Recommendations

In Fiscal Year 2020, portions of this program moved to various divisions within the Department of Economic Development, and the remainder moved to the Department of Higher Education & Workforce Development.

**DEPARTMENT OF ECONOMIC DEVELOPMENT
BUSINESS AND COMMUNITY SERVICES**

SALES

The Sales Team was formerly responsible for promoting Missouri communities, infrastructure, and the state's well-trained, dedicated workforce. With an emphasis on creating additional high quality jobs for Missourians, members of the Sales Team worked in the field to gain in-depth knowledge of resources and needs in specific regions and had continuous contact with communities and businesses within that region.

Fiscal Year 2021 Governor's Recommendations

In Fiscal Year 2020, this program moved to various divisions within the Department of Economic Development.

FINANCE

The Finance Team was formerly responsible for evaluating community projects for state financial assistance and packaging incentive proposals for companies interested in locating or expanding in Missouri. This team also managed financial tools offered by the department and processed large volumes of financial program applications including those for tax credits, loans, and grants.

Fiscal Year 2021 Governor's Recommendations

In Fiscal Year 2020, this program moved to various divisions within the Department of Economic Development.

INTERNATIONAL TRADE AND INVESTMENT OFFICES

The purpose of Missouri's International Trade and Investment Offices, located in Canada, China, Europe, India, Israel, Japan, the Republic of Korea, Mexico, the United Arab Emirates, and the United States, is to increase the number of Missouri companies exporting, increase the volume of Missouri exports to international markets, and increase foreign direct investments in Missouri. Each office provides trade counseling and technical advice to Missouri interests regarding possible market entry strategies. The International Trade and Investment Offices also provide technical information about the Department's incentive programs and client solutions, which includes preparing comprehensive investment packages on behalf of the state and its partners.

Fiscal Year 2021 Governor's Recommendations

In Fiscal Year 2020, this program moved to the Business and Community Solutions Division.

**DEPARTMENT OF ECONOMIC DEVELOPMENT
BUSINESS AND COMMUNITY SERVICES**

MISSOURI TECHNOLOGY INVESTMENT

The Missouri Technology Corporation (MTC) is a public-private partnership created to promote entrepreneurship and foster the growth of new and emerging high-tech companies. Corporation staff focuses on 21st century bioscience industries that build on Missouri's rich history in agriculture. Staff administers the Missouri Technology Investment Fund in support of the following programs:

Innovation Centers – The innovation centers, located in ten communities throughout the state, provide specialized entrepreneurial and small business support services (and often physical incubator space) to transform new ideas and scientific discoveries into Missouri-based businesses that put Missourians to work. The centers often serve as the hub of entrepreneurial activity in their local communities.

Manufacturing Extension Partnership – The Manufacturing Extension Partnership (MEP) is a public-private partnership which includes the U.S. Department of Commerce's National Institute of Standards and Technology and Missouri Enterprise. The MEP assists small- and medium-sized manufacturers throughout the state, including innovation center clients that require manufacturing expertise, by bringing the benefits of new technology to bear on traditional industries. The MEP also helps Missouri manufacturers increase productivity, achieve growth objectives, and obtain necessary quality certifications for exporting Missouri-made products.

Fiscal Year 2021 Governor's Recommendations

In Fiscal Year 2020, this program moved to the Business and Community Solutions Division.

COMMUNITY DEVELOPMENT BLOCK GRANT PROGRAM

The Community Development Block Grant (CDBG) program is a formula block grant provided to the state of Missouri, 70 percent of which is allocated directly to entitlement cities and 30 percent of which is allocated for non-entitlement areas in the state. The Department administers the 30 percent non-entitlement portion of the program by providing grants for community development activities. These activities must benefit at least 51 percent low and moderate income persons, eliminate slum and blight, or meet urgent threats to health and safety. Typical projects include infrastructure expansion and improvements, downtown revitalization, housing rehabilitation, Americans with Disabilities Act accessibility improvements, and community facility projects.

Fiscal Year 2021 Governor's Recommendations

In Fiscal Year 2020, this program moved to the Business and Community Solutions Division.

STATE SMALL BUSINESS CREDIT INITIATIVE

The State Small Business Credit Initiative (SSBCI) is a federal initiative that provides funds to states in order to increase the amount of private capital available to small businesses. The SSBCI program in Missouri assists small businesses in accessing credit and venture capital via two programs. The Grow Missouri Loan Participation Fund supports the formation and growth of businesses in the industrial, commercial, agricultural, and recreational sectors. The Missouri Innovation, Development, and Entrepreneurial Advancement (IDEA) Fund provides seed and venture capital to promote the formation and growth of businesses that engage in the transfer of science and technology into job creation.

Fiscal Year 2021 Governor's Recommendations

In Fiscal Year 2020, this program moved to the Business and Community Solutions Division.

**DEPARTMENT OF ECONOMIC DEVELOPMENT
BUSINESS AND COMMUNITY SERVICES**

COMMUNITY REDEVELOPMENT AND ASSISTANCE

Community Redevelopment and Assistance consists of the various Tax Increment Financing programs, Missouri Main Street program, and the Missouri Community Service Commission. These programs promote volunteerism and community services, and administer a range of financing programs through revenue bonds, notes, and tax credits.

Fiscal Year 2021 Governor's Recommendations

In Fiscal Year 2020, this program moved to the Business and Community Solutions Division.

ARTS AND CULTURAL DEVELOPMENT

Missouri Arts Council – The Missouri Arts Council oversees the distribution of state and federal funds in support of the arts. Funds are distributed statewide on a matching-grant basis to Missouri nonprofit organizations through a competitive process with specific guidelines, evaluation criteria, and a citizen advisory panel review. Grants are provided in a wide range of specific arts discipline and program areas. Council staff provides assistance and expertise in arts and nonprofit management, community development, grant writing, fundraising, marketing, arts education, board development, and program development.

Missouri Humanities Council – The Missouri Humanities Council is the state affiliate of the National Endowment for the Humanities. The council's mission is to help citizens of Missouri explore subjects including history, literature, languages, law, philosophy, and ethics, and consider the ideas that shape and facilitate participatory democracy. Council programs help communities understand and share their unique history, and to utilize those stories as a resource that can generate new economic development opportunities. Programs also help local institutions develop the capacity to engage the public in lifelong learning activities.

Public Television and Public Radio – Funds are distributed to Missouri public television and radio stations for instructional, local programming, and operating assistance.

Fiscal Year 2021 Governor's Recommendations

In Fiscal Year 2020, this program moved to the Office of the Lieutenant Governor.

**DEPARTMENT OF ECONOMIC DEVELOPMENT
WORKFORCE DEVELOPMENT**

FINANCIAL SUMMARY

	FY 2019 EXPENDITURE	FY 2020 APPROPRIATION	FY 2021 GOVERNOR RECOMMENDS
Workforce Development Administration	\$ 13,224,734	\$ 0	\$ 0
Workforce Programs	55,412,535	0	0
Missouri One Start Job Development Fund	5,141,000	0	0
Missouri Women's Council	67,547	0	0
Missouri One Start Community College Job Retention Training Program	2,780,863	0	0
Missouri One Start Community College New Jobs Training Program	4,714,604	0	0
TOTAL	\$ 81,341,283	\$ 0	\$ 0
General Revenue Fund	5,354,234	0	0
Federal Funds	67,036,989	0	0
Other Funds	8,950,060	0	0
Total Full-time Equivalent Employees	293.19	0.00	0.00

WORKFORCE DEVELOPMENT ADMINISTRATION

Missouri's workforce system was authorized and is funded by two pieces of federal job training legislation: the Workforce Innovation and Opportunity Act and the Wagner-Peyser Act. The division administers federal job training funds in accordance with federal and state policy.

Fiscal Year 2021 Governor's Recommendations

In Fiscal Year 2020, this program moved to the Department of Higher Education & Workforce Development. Portions of this program moved to various divisions within the Department of Economic Development.

WORKFORCE PROGRAMS

Missouri's Career Center system provides training and employment services through the coordinated integration of several workforce development programs: Workforce Innovation and Opportunity Act, Wagner-Peyser/Employment Services, Trade Adjustment Assistance, Rapid Response, and Missouri Employment and Training Program. While individuals must meet eligibility requirements to receive certain services via these programs, the majority of services—including valuable skills assessments and career counseling—are available to all Missourians at no cost. Services available at Career Centers include referral to job openings, job readiness skill training, referral to classroom or employer training, and payment of support services such as transportation.

Fiscal Year 2021 Governor's Recommendations

In Fiscal Year 2020, this program moved to the Department of Higher Education & Workforce Development.

**DEPARTMENT OF ECONOMIC DEVELOPMENT
WORKFORCE DEVELOPMENT**

MISSOURI ONE START JOB DEVELOPMENT FUND

The Missouri One Start Job Development Fund helps new and expanding businesses by providing and covering the costs of training. In addition, this fund provides assistance to existing businesses for the purpose of upgrading workers' skills. The Missouri One Start Training Program assists small, medium, and large companies that are either creating jobs or making significant capital investment.

Fiscal Year 2021 Governor's Recommendations

In Fiscal Year 2020, this program moved to the Missouri One Start Division.

MISSOURI WOMEN'S COUNCIL

The Missouri Women's Council works closely with other agencies and community-based organizations to connect Missouri women in business and women in the workforce to information and resources. The council prepares a comprehensive resource guide for its constituents and serves as a resource and referral center to help encourage, educate, and support Missouri women as they pursue their economic goals. The Missouri Women's Council portal is designed to connect women to a network of accessible, high quality advisory services, and information ranging from employment and training to information on starting or growing a business. The council also partners with other state and federal organizations in offering programs and events that benefit women entrepreneurs and women in the workforce.

Fiscal Year 2021 Governor's Recommendations

In Fiscal Year 2020, this program moved to the Strategy and Performance Division.

MISSOURI ONE START COMMUNITY COLLEGE JOB RETENTION TRAINING PROGRAM

The Missouri One Start Community College Job Retention Training Program provides an incentive for the retention of existing jobs by providing education and training to employees of Missouri industries. The program is operated locally by community colleges and used in large job retention situations.

Fiscal Year 2021 Governor's Recommendations

In Fiscal Year 2020, this program moved to the Missouri One Start Division.

MISSOURI ONE START COMMUNITY COLLEGE NEW JOBS TRAINING PROGRAM

The Missouri One Start Community College New Jobs Training Program provides an incentive for the creation of new jobs by providing education and training of workers for new or expanding industries. The program is operated locally by community colleges and is used to attract a large number of new jobs.

Fiscal Year 2021 Governor's Recommendations

In Fiscal Year 2020, this program moved to the Missouri One Start Division.

**DEPARTMENT OF ECONOMIC DEVELOPMENT
ENERGY**

FINANCIAL SUMMARY

	FY 2019 EXPENDITURE	FY 2020 APPROPRIATION	FY 2021 GOVERNOR RECOMMENDS
Division of Energy Operations	\$ 1,968,456	\$ 0	\$ 0
Division of Energy Services	9,733,060	0	0
Wood Energy/Alternative Fuel Infrastructure Tax Credits	788,571	0	0
TOTAL	\$ 12,490,087	\$ 0	\$ 0
General Revenue Fund	788,571	0	0
Federal Funds	6,046,924	0	0
Other Funds	5,654,592	0	0
Total Full-time Equivalent Employees	31.77	0.00	0.00

The Division of Energy assists, educates, and encourages Missourians to advance the efficient use of diverse energy resources to drive economic growth, provide for a healthier environment, and achieve greater energy security for future generations.

Fiscal Year 2021 Governor's Recommendations

In Fiscal Year 2020, this program moved to the Department of Natural Resources.

**DEPARTMENT OF ECONOMIC DEVELOPMENT
UTILITY REGULATION**

FINANCIAL SUMMARY

	FY 2019 EXPENDITURE	FY 2020 APPROPRIATION	FY 2021 GOVERNOR RECOMMENDS
Office of Public Counsel	\$ 997,164	\$ 0	\$ 0
Public Service Commission	11,943,362	0	0
TOTAL	\$ 12,940,526	\$ 0	\$ 0
Other Funds	12,940,526	0	0
Total Full-time Equivalent Employees	191.00	0.00	0.00

OFFICE OF PUBLIC COUNSEL

The Office of Public Counsel is the state's consumer advocate in matters of utility ratemaking and regulation. Attorneys and technical staff analyze utility rate cases and provide testimony and cross-examination in hearings held before the Public Service Commission. The Public Counsel also has the right to appeal Public Service Commission cases through the court system. Through the Ombudsman for Property Rights, the Public Counsel provides guidance to citizens regarding the condemnation process and procedures.

Fiscal Year 2021 Governor's Recommendations

In Fiscal Year 2020, this program moved to the Department of Commerce & Insurance.

PUBLIC SERVICE COMMISSION

The Public Service Commission (PSC) regulates the rates and practices of investor-owned natural gas, electric, steam, water, and sewer utilities. The commission has limited regulatory authority over investor-owned telephone companies. The PSC also administers safety standards for the rural electric cooperatives and municipal natural gas systems, maintains a registry of state video service providers, and registers Voice over Internet Protocol (VoIP) service providers. In addition, the PSC administers the Relay Missouri service, which gives hearing-impaired citizens access to the telephone network.

Fiscal Year 2021 Governor's Recommendations

In Fiscal Year 2020, this program moved to the Department of Commerce & Insurance.



Missouri Department of Commerce & Insurance

DCI

DEPARTMENT OVERVIEW

dci.mo.gov

The Department of Commerce & Insurance (DCI) protects Missouri consumers through oversight of the insurance industry, banks, credit unions, utilities and various professional licensees operating in the state.

DCI's strategic priority is to educate and advocate for Missourians as well as regulate fairly and impartially the industries and professionals under our purview.

DCI is organized into the director's office, which oversees the department, and nine divisions:

INSURANCE CONSUMER AFFAIRS DIVISION

- Acts as a liaison between the consumer and the insurance industry by receiving complaints against insurance companies, insurance producers (agents) and other licensees.
- Investigates complaints to ensure consumers are being treated fairly under the law.
- Conducts education and outreach to Missouri consumers about insurance topics.

Interesting STAT: The division has nearly 40,000 consumer contacts and obtains an average of nearly \$10.9 million in consumer recoveries annually.

INSURANCE MARKET REGULATION DIVISION

- Reviews insurance policy forms and materials to ensure compliance with Missouri laws and regulations.
- Conducts market analysis and market conduct examinations of insurance companies to protect policy holders and ensure laws are followed.
- Monitors Missouri's insurance market through the collection and compilation of industry financial and claim data.

Interesting STAT: The division reviews over 700,000 pages of insurance policy documents annually.

INSURANCE COMPANY REGULATION DIVISION

- Monitors and analyzes the financial solvency of insurance companies licensed in Missouri to ensure consumer claims can be paid.
- Licenses and regulates captive insurance companies, authorized reinsurance companies and other insurance-related entities.
- Reviews all premium tax, surplus lines tax and captive premium tax filings.

Interesting STAT: Premium tax filings generate over \$371.5 million in tax revenue for Missouri.

DIVISION OF CREDIT UNIONS

- Examines and oversees Missouri's 97 state-chartered credit unions.
- Responds to consumer complaints concerning credit union services or operations.

Interesting STAT: Missouri ranks seventh in the nation in the number of state-chartered credit unions and has approximately 1.51 million members with assets of approximately \$14.6 billion.

DIVISION OF FINANCE

- Examines and oversees Missouri's 235 state-chartered banks, 4 non-deposit trust companies and 3 savings and loan associations to ensure their safety and soundness so consumers' deposits are safe and the public is confident in Missouri's financial system.
- Licenses and regulates consumer credit companies, credit services organizations, money order companies, mortgage broker companies and mortgage loan originators.

Interesting STAT: Missouri ranks third in the nation in the number of state-chartered banks with assets of approximately \$137.2 billion.

DIVISION OF PROFESSIONAL REGISTRATION

- Supports 41 professional licensing boards, commissions, committees and offices in licensing and regulating the activities of Missouri professionals.
- The boards, commissions, committees and offices process applications, administer examinations and, when warranted, conduct investigations into possible professional misconduct and may take disciplinary action against the practitioner.

Interesting STAT: The division licenses nearly 493,000 Missourians representing approximately 254 different trades and professions.

ADMINISTRATION DIVISION

- Provides general operational support within DCI including preparation of DCI's annual budget, fiscal management of state insurance funds and federal grants, oversight of human resources and information technology coordination.
- Licenses insurance producers (agents and agencies) operating within Missouri as well as licenses and registers various other insurance-related entities.
- Oversees the CLAIM program, which provides free counseling for Missouri Medicare recipients and their caregivers.

Interesting STAT: CLAIM reaches over 36,000 Missourians annually.

PUBLIC SERVICE COMMISSION

- Independently governed commission that regulates investor-owned electric, natural gas, steam, water and sewer utilities in Missouri.

Interesting STAT: The commission regulates 764 utilities.

OFFICE OF THE PUBLIC COUNSEL

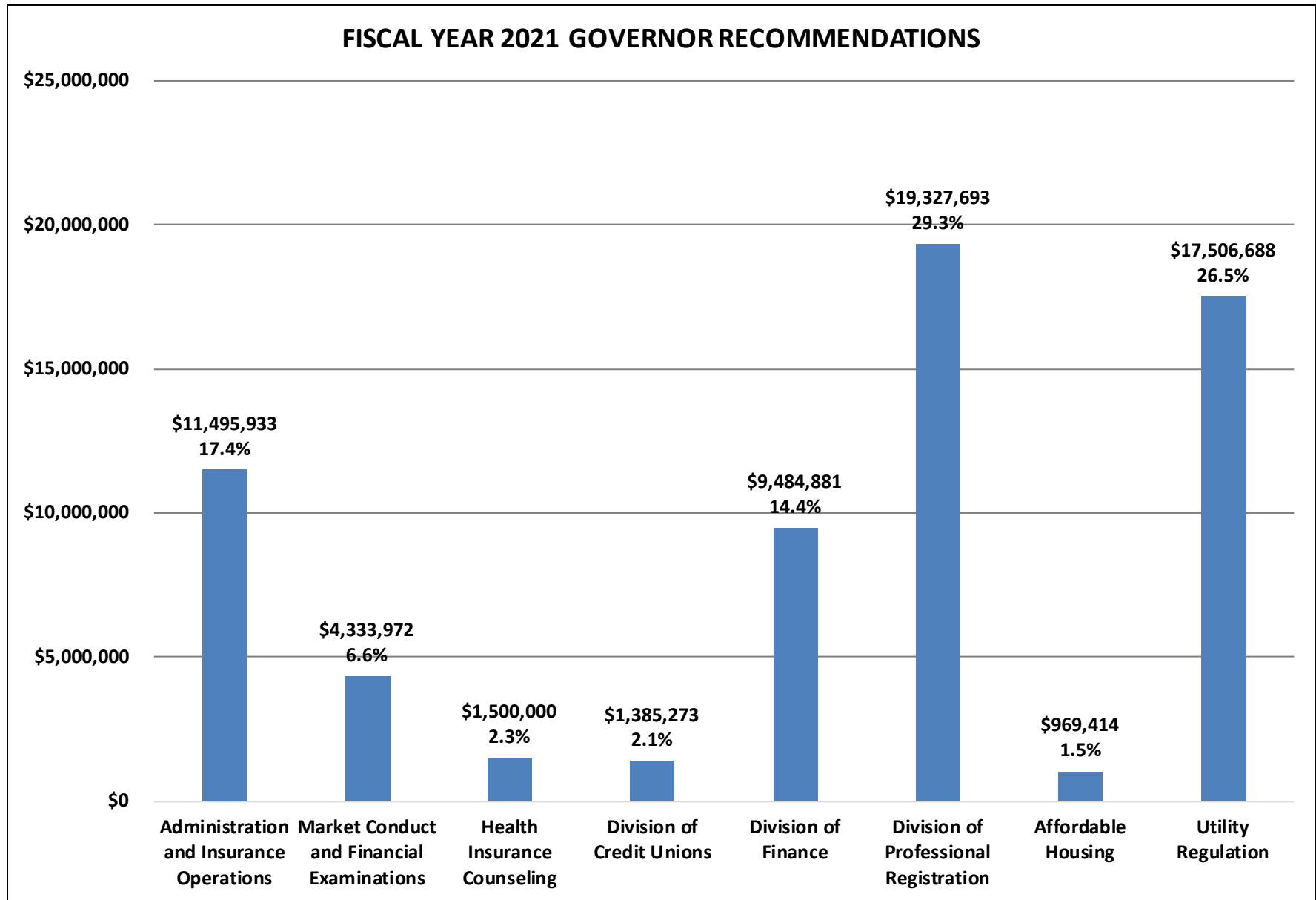
- Represents the public and the interests of utility customers in proceedings before the Missouri Public Service Commission and in appeals of Public Service Commission decisions.

Interesting STAT: Ratepayers save on average over \$100 million annually because of the office's efforts.

DEPARTMENT OF COMMERCE & INSURANCE

FINANCIAL SUMMARY

	FY 2019 EXPENDITURE	FY 2020 APPROPRIATION	FY 2021 REQUEST	FY 2021 GOVERNOR RECOMMENDS
Administration and Insurance Operations	\$ 9,284,567	\$ 11,268,948	\$ 11,292,191	\$ 11,495,933
Market Conduct and Financial Examinations	3,183,087	4,301,700	4,302,284	4,333,972
Health Insurance Counseling	1,419,840	1,450,000	1,450,000	1,500,000
Division of Credit Unions	1,138,552	1,351,028	1,377,178	1,385,273
Division of Finance	7,934,954	9,252,504	9,425,287	9,484,881
Division of Professional Registration	14,082,864	19,071,032	19,233,745	19,327,693
Affordable Housing	0	948,175	965,548	969,414
Utility Regulation	0	17,199,878	17,473,864	17,506,688
DEPARTMENTAL TOTAL	\$ 37,043,864	\$ 64,843,265	\$ 65,520,097	\$ 66,003,854
General Revenue Fund	0	1,059,868	1,134,190	1,055,672
Federal Funds	1,219,840	1,250,000	1,250,000	1,300,000
Other Funds	35,824,024	62,533,397	63,135,907	63,648,182
Total Full-time Equivalent Employees	521.42	776.08	771.08	771.08
General Revenue Fund	0.00	16.00	16.00	16.00
Other Funds	521.42	760.08	755.08	755.08



**DEPARTMENT OF COMMERCE & INSURANCE
ADMINISTRATION AND INSURANCE OPERATIONS**

FINANCIAL SUMMARY

	FY 2019 EXPENDITURE	FY 2020 APPROPRIATION	FY 2021 GOVERNOR RECOMMENDS
Administration	\$ 165,792	\$ 261,668	\$ 299,228
Insurance Operations	9,118,775	11,007,280	11,196,705
TOTAL	\$ 9,284,567	\$ 11,268,948	\$ 11,495,933
General Revenue Fund	0	40,000	12,314
Other Funds	9,284,567	11,228,948	11,483,619
Total Full-time Equivalent Employees	146.14	163.63	163.63

ADMINISTRATION

Certain administrative functions such as policy development, legislative coordination, communications (public information), research, and accounting are centralized to provide more efficient services. Staff provides these functions centrally with the costs allocated to the appropriate divisions within the department based on usage.

INSURANCE OPERATIONS

Insurance staff is responsible for overseeing the insurance industry's compliance with Missouri insurance laws and regulations, and protecting the interests of Missouri insurance-buying consumers. Examples of specific duties include licensing insurance producers (agents and agencies), investigating consumer complaints, collecting premium taxes paid by insurance companies, and providing information to consumers each year through the complaint process, the Insurance Consumer Hotline, the department's website and outreach events.

Fiscal Year 2021 Governor's Recommendations

- \$113,238 for performance incentives for high-achieving department employees, including \$2,314 general revenue.
- \$92,793 other funds for pay plan.
- \$134,582 other funds for the remaining pay periods of the Fiscal Year 2020 approved pay plan.
- \$38,163 other funds for the remaining pay periods of the Fiscal Year 2020 approved pay plan associated with the recently completed compensation study to move to market-based minimums.
- (\$105,000) core reduction from the Fiscal Year 2020 appropriation level, including (\$30,000) general revenue.
- (\$46,791) Division of Finance Fund reallocated to various divisions for mileage reimbursement costs.

DEPARTMENT OF COMMERCE & INSURANCE
MARKET CONDUCT AND FINANCIAL EXAMINATIONS

FINANCIAL SUMMARY

	FY 2019 EXPENDITURE	FY 2020 APPROPRIATION	FY 2021 GOVERNOR RECOMMENDS
Market Conduct and Financial Examinations			
TOTAL	\$ 3,183,087	\$ 4,301,700	\$ 4,333,972
Other Funds	3,183,087	4,301,700	4,333,972
Total Full-time Equivalent Employees	38.87	43.30	43.30

The department performs both financial and market conduct examinations. Financial examinations ensure that insurance companies have sufficient reserves to pay consumer claims. Market conduct examinations of insurance companies serve to verify that policyholders and beneficiaries receive the full benefits from the contracts by which they and the insurer have agreed.

Fiscal Year 2021 Governor's Recommendations

- \$35,865 Insurance Examiners Fund for pay plan.
- \$52,230 Insurance Examiners Fund for the remaining pay periods of the Fiscal Year 2020 approved pay plan.
- \$4,177 Insurance Examiners Fund reallocated from Insurance Administration for mileage reimbursement costs.
- (\$60,000) Insurance Examiners Fund core reduction from the Fiscal Year 2020 appropriation level.

**DEPARTMENT OF COMMERCE & INSURANCE
HEALTH INSURANCE COUNSELING**

FINANCIAL SUMMARY

	FY 2019 EXPENDITURE	FY 2020 APPROPRIATION	FY 2021 GOVERNOR RECOMMENDS
Health Insurance Counseling			
TOTAL	\$ 1,419,840	\$ 1,450,000	\$ 1,500,000
Federal Funds	1,219,840	1,250,000	1,300,000
Other Funds	200,000	200,000	200,000
Total Full-time Equivalent Employees	0.00	0.00	0.00

The department sponsors the Missouri State Health Insurance Assistance Program, commonly known as CLAIM. Trained counselors provide free, unbiased advocacy, education, and assistance to people with Medicare and those who help them to make informed decisions about Medicare and related health insurance needs.

Fiscal Year 2021 Governor's Recommendations

- \$50,000 federal funds for the Community Leaders Assisting the Insured of Missouri (CLAIM) program.

**DEPARTMENT OF COMMERCE & INSURANCE
DIVISION OF CREDIT UNIONS**

FINANCIAL SUMMARY

	FY 2019 EXPENDITURE	FY 2020 APPROPRIATION	FY 2021 GOVERNOR RECOMMENDS
Division of Credit Unions			
TOTAL	\$ 1,138,552	\$ 1,351,028	\$ 1,385,273
Other Funds	1,138,552	1,351,028	1,385,273
Total Full-time Equivalent Employees	13.79	15.50	15.50

The Division of Credit Unions is responsible for the examination, supervision, chartering, merger, and liquidation of Missouri's state-chartered credit unions. The division also responds to consumer complaints against credit union services or operations.

Fiscal Year 2021 Governor's Recommendations

- \$12,250 Division of Credit Unions Fund for pay plan.
- \$17,840 Division of Credit Unions Fund for the remaining pay periods of the Fiscal Year 2020 approved pay plan.
- \$4,155 Division of Credit Unions Fund reallocated from Insurance Administration for mileage reimbursement costs.

DEPARTMENT OF COMMERCE & INSURANCE
DIVISION OF FINANCE

FINANCIAL SUMMARY

	FY 2019 EXPENDITURE	FY 2020 APPROPRIATION	FY 2021 GOVERNOR RECOMMENDS
Division of Finance			
TOTAL	\$ 7,934,954	\$ 9,252,504	\$ 9,484,881
Other Funds	7,934,954	9,252,504	9,484,881
Total Full-time Equivalent Employees	99.75	112.15	107.15

The Division of Finance is responsible for the incorporation and regulation of Missouri's state-chartered banks, non-deposit trust companies, and savings and loan associations. The division also licenses and regulates consumer credit companies, credit services organizations, money order companies, mortgage broker companies, and mortgage loan originators. Primary objectives include ensuring the safety and soundness of these institutions and the monitoring of compliance with laws and regulations, thereby safeguarding the funds of depositors and maintaining public confidence in Missouri's financial system.

Fiscal Year 2021 Governor's Recommendations

- \$84,474 Division of Finance Fund for pay plan.
- \$123,023 Division of Finance Fund for the remaining pay periods of the Fiscal Year 2020 approved pay plan.
- \$24,880 Division of Finance Fund reallocated from Insurance Administration for mileage reimbursement costs.
- (Five) staff core reduction from the Fiscal Year 2020 appropriation level.

**DEPARTMENT OF COMMERCE & INSURANCE
DIVISION OF PROFESSIONAL REGISTRATION**

FINANCIAL SUMMARY

	FY 2019 EXPENDITURE	FY 2020 APPROPRIATION	FY 2021 GOVERNOR RECOMMENDS
Administration	\$ 4,431,678	\$ 5,897,991	\$ 6,006,974
State Board of Accountancy	532,954	555,442	567,336
State Board for Architects, Professional Engineers, Land Surveyors and Landscape Architects	585,037	683,075	693,589
State Board of Chiropractic Examiners	45,533	131,820	131,983
Missouri Dental Board	365,265	610,976	620,728
State Board of Embalmers and Funeral Directors	117,236	164,200	164,518
State Board of Registration for the Healing Arts	2,362,900	2,707,234	2,774,434
State Board of Nursing	2,621,518	3,891,739	3,931,180
State Board of Optometry	8,150	34,726	34,957
State Board of Pharmacy	1,779,821	2,644,612	2,675,607
State Board of Podiatric Medicine	4,507	13,734	13,747
Missouri Real Estate Commission	1,001,570	1,263,574	1,288,666
Missouri Veterinary Medical Board	31,123	107,975	108,317
State Board of Cosmetology and Barber Examiners	195,572	363,934	315,657
TOTAL	\$ 14,082,864	\$ 19,071,032	\$ 19,327,693
Other Funds	14,082,864	19,071,032	19,327,693
Total Full-time Equivalent Employees	222.87	226.50	226.50

The Division of Professional Registration is responsible for supporting professional licensing boards and commissions in licensing and regulating the activities of Missourians. The division serves and protects the public by providing an accessible, responsible, and accountable regulatory system to ensure that Missouri consumers benefit from competent practitioners. Each licensing entity licenses qualified professionals by ensuring that minimum requirements have been met. In addition, each entity must appropriately enforce standards through the inspection of facilities and the investigation of complaints.

Fiscal Year 2021 Governor's Recommendations

ADMINISTRATION

- \$38,921 Professional Registration Fees Fund for pay plan.
- \$56,562 Professional Registration Fees Fund for the remaining pay periods of the Fiscal Year 2020 approved pay plan.
- \$8,234 Professional Registration Fees Fund for the remaining pay periods of the Fiscal Year 2020 approved pay plan associated with the recently completed compensation study to move to market-based minimums.
- \$5,266 Professional Registration Fees Fund reallocated from Insurance Administration for mileage reimbursement costs.

STATE BOARD OF ACCOUNTANCY

- \$3,128 State Board of Accountancy Fund for pay plan.
- \$4,507 State Board of Accountancy Fund for the remaining pay periods of the Fiscal Year 2020 approved pay plan.
- \$3,442 State Board of Accountancy Fund for the remaining pay periods of the Fiscal Year 2020 approved pay plan associated with the recently completed compensation study to move to market-based minimums.
- \$817 State Board of Accountancy Fund reallocated from Insurance Administration for mileage reimbursement costs.

**DEPARTMENT OF COMMERCE & INSURANCE
DIVISION OF PROFESSIONAL REGISTRATION**

STATE BOARD FOR ARCHITECTS, PROFESSIONAL ENGINEERS, LAND SURVEYORS AND LANDSCAPE ARCHITECTS

- \$3,874 State Board for Architects, Professional Engineers, Professional Land Surveyors and Professional Landscape Architects Fund for pay plan.
- \$5,641 State Board for Architects, Professional Engineers, Professional Land Surveyors and Professional Landscape Architects Fund for the remaining pay periods of the Fiscal Year 2020 approved pay plan.
- \$999 State Board for Architects, Professional Engineers, Professional Land Surveyors and Professional Landscape Architects Fund reallocated from Insurance Administration for mileage reimbursement costs.

STATE BOARD OF CHIROPRACTIC EXAMINERS

- \$163 State Board of Chiropractic Examiners' Fund reallocated from Insurance Administration for mileage reimbursement costs.

MISSOURI DENTAL BOARD

- \$3,790 Dental Board Fund for pay plan.
- \$5,519 Dental Board Fund for the remaining pay periods of the Fiscal Year 2020 approved pay plan.
- \$443 Dental Board Fund reallocated from Insurance Administration for mileage reimbursement costs.

STATE BOARD OF EMBALMERS AND FUNERAL DIRECTORS

- \$318 Board of Embalmers and Funeral Directors Fund reallocated from Insurance Administration for mileage reimbursement costs.

STATE BOARD OF REGISTRATION FOR THE HEALING ARTS

- \$19,827 Board of Registration for the Healing Arts Fund for pay plan.
- \$28,609 Board of Registration for the Healing Arts Fund for the remaining pay periods of the Fiscal Year 2020 approved pay plan.
- \$18,242 Board of Registration for the Healing Arts Fund for the remaining pay periods of the Fiscal Year 2020 approved pay plan associated with the recently completed compensation study to move to market-based minimums.
- \$522 Board of Registration for the Healing Arts Fund reallocated from Insurance Administration for mileage reimbursement costs.

STATE BOARD OF NURSING

- \$13,336 State Board of Nursing Fund for pay plan.
- \$19,331 State Board of Nursing Fund for the remaining pay periods of the Fiscal Year 2020 approved pay plan.
- \$6,277 State Board of Nursing Fund for the remaining pay periods of the Fiscal Year 2020 approved pay plan associated with the recently completed compensation study to move to market-based minimums.
- \$497 State Board of Nursing Fund reallocated from Insurance Administration for mileage reimbursement costs.

STATE BOARD OF OPTOMETRY

- \$231 Optometry Fund reallocated from Insurance Administration for mileage reimbursement costs.

**DEPARTMENT OF COMMERCE & INSURANCE
DIVISION OF PROFESSIONAL REGISTRATION**

STATE BOARD OF PHARMACY

- \$12,392 Board of Pharmacy Fund for pay plan.
- \$18,047 Board of Pharmacy Fund for the remaining pay periods of the Fiscal Year 2020 approved pay plan.
- \$556 Board of Pharmacy Fund reallocated from Insurance Administration for mileage reimbursement costs.

STATE BOARD OF PODIATRIC MEDICINE

- \$13 State Board of Podiatric Medicine Fund reallocated from Insurance Administration for mileage reimbursement costs.

MISSOURI REAL ESTATE COMMISSION

- \$10,015 Real Estate Commission Fund for pay plan.
- \$14,586 Real Estate Commission Fund for the remaining pay periods of the Fiscal Year 2020 approved pay plan.
- \$491 Real Estate Commission Fund reallocated from Insurance Administration for mileage reimbursement costs.

MISSOURI VETERINARY MEDICAL BOARD

- \$342 Veterinary Medical Board Fund reallocated from Insurance Administration for mileage reimbursement costs.

STATE BOARD OF COSMETOLOGY AND BARBER EXAMINERS

- \$677 Board of Cosmetology and Barber Examiners Fund reallocated from Insurance Administration for mileage reimbursement costs.
- (\$48,954) Board of Cosmetology and Barber Examiners Fund core reduction for one-time expenditures.

**DEPARTMENT OF COMMERCE & INSURANCE
AFFORDABLE HOUSING**

FINANCIAL SUMMARY

	FY 2019 EXPENDITURE	FY 2020 APPROPRIATION	FY 2021 GOVERNOR RECOMMENDS
Manufactured Housing Program			
TOTAL	\$ 0	\$ 948,175	\$ 969,414
Other Funds	0	948,175	969,414
Total Full-time Equivalent Employees	0.00	8.00	8.00

MANUFACTURED HOUSING PROGRAM

Under the jurisdiction of the Public Service Commission, the staff of the Manufactured Housing Program oversees the annual registration of home installers, dealers, and manufacturers of new manufactured homes and modular units. Program staff also enforces construction and safety standards, conducts code inspections, addresses consumer complaints, and enforces home set-up and tie-down requirements.

Fiscal Year 2021 Governor's Recommendations

- \$3,872 Manufactured Housing Fund for pay plan.
- \$5,464 Manufactured Housing Fund for the remaining pay periods of the Fiscal Year 2020 approved pay plan.
- \$11,897 Manufactured Housing Fund for the remaining pay periods of the Fiscal Year 2020 approved pay plan associated with the recently completed compensation study to move to market-based minimums.
- \$6 Manufactured Housing Fund reallocated from Insurance Administration for mileage reimbursement costs.

**DEPARTMENT OF COMMERCE & INSURANCE
UTILITY REGULATION**

FINANCIAL SUMMARY

	FY 2019 EXPENDITURE	FY 2020 APPROPRIATION	FY 2021 GOVERNOR RECOMMENDS
Office of Public Counsel	\$ 0	\$ 1,019,868	\$ 1,043,358
Public Service Commission	0	16,180,010	16,463,330
TOTAL	\$ 0	\$ 17,199,878	\$ 17,506,688
General Revenue Fund	0	1,019,868	1,043,358
Other Funds	0	16,180,010	16,463,330
Total Full-time Equivalent Employees	0.00	207.00	207.00

OFFICE OF PUBLIC COUNSEL

The Office of Public Counsel is the state's consumer advocate in matters of utility ratemaking and regulation. Attorneys and technical staff analyze utility rate cases and provide testimony and cross-examination in hearings held before the Public Service Commission. The Public Counsel also has the right to appeal Public Service Commission cases through the court system. Through the Ombudsman for Property Rights, the Public Counsel provides guidance to citizens regarding the condemnation process and procedures.

Fiscal Year 2021 Governor's Recommendations

- \$9,392 for pay plan.
- \$13,672 for the remaining pay periods of the Fiscal Year 2020 approved pay plan.
- \$426 for the remaining pay periods of the Fiscal Year 2020 approved pay plan associated with the recently completed compensation study to move to market-based minimums.

PUBLIC SERVICE COMMISSION

The Public Service Commission (PSC) regulates the rates and practices of investor-owned natural gas, electric, steam, water, and sewer utilities. The commission has limited regulatory authority over investor-owned telephone companies. The PSC also administers safety standards for the rural electric cooperatives and municipal natural gas systems, maintains a registry of state video service providers, and registers Voice over Internet Protocol (VoIP) service providers. In addition, the PSC administers the Relay Missouri service, which gives hearing-impaired citizens access to the telephone network.

Fiscal Year 2021 Governor's Recommendations

- \$115,670 Public Service Commission Fund for pay plan.
- \$165,412 Public Service Commission Fund for the remaining pay periods of the Fiscal Year 2020 approved pay plan.
- \$2,238 other funds reallocated from Insurance Administration for mileage reimbursement costs.



421 East Dunklin Street, P.O. Box 504
Jefferson City, MO 65102-0504
Phone: 573-751-4091
Fax: 573-751-4135
www.labor.mo.gov
Email: diroffice@labor.mo.gov

MICHAEL L. PARSON
GOVERNOR

ANNA S. HUI
DEPARTMENT DIRECTOR

TAMMY CAVENDER
DEPUTY DEPARTMENT DIRECTOR

The Department of Labor and Industrial Relations promotes economic vitality, safety, and fairness for Missouri's businesses and workers.

Office of the Director and Division of Administration help determine policy, coordinate legislative issues and provide oversight of the Department's strategic plan. Administrative sections provide centralized services necessary for day-to-day operations of the Department.

Labor and Industrial Relations Commission (LIRC) provides oversight of the Department of Labor and Industrial Relations. It is composed of three commissioners appointed by the Governor, with the advice and consent of the Senate. The LIRC hears appeals of claims on Workers' Compensation, Unemployment Insurance, and Tort Victims' Compensation as well as objections to Prevailing Wage Orders.

Division of Labor Standards (DLS) is comprised of five sections. The Research and Analysis Section collects and analyzes data relating to occupational and work-related injuries and fatalities in cooperation with the U.S. Department of Labor, Bureau of Labor Statistics. The Wage and Hour Section enforces wage and hour laws and calculates annual prevailing wage/average hourly wage rates. Free safety consultation services for Missouri employers designed to help them stay in compliance with federal regulations are provided by the On-Site Safety and Health Consultation Program. Mine and Cave Safety staff inspect mines and show caves operating in Missouri and train miners prior to their beginning employment and annually thereafter to ensure safe and healthy work habits. The Mine and Cave Safety staff also assist with rescue and recovery efforts should there be a mining accident in Missouri. The Workers' Safety Program, funded by the Workers' Compensation Fund, certifies the safety programs of workers' compensation insurance carriers, certifies safety consultants and rehabilitation facilities for Second Injury Fund rehabilitation benefits, and assists employers in developing programs to improve workplace safety and eliminate hazards.

State Board of Mediation (SBM) is a quasi-judicial board that administers the Public Sector Labor Law (RSMo. Chapter 105.500 - 105.598). Duties include the definition of appropriate bargaining units of employees; certification and recertification of bargaining units; determination of majority representation status by secret ballot elections; oversight of annual financial reporting by public employee unions and officials; and enforcement of "paycheck protection" for public sector employees.

Division of Workers' Compensation (DWC) provides oversight of programs that provide services to workers who have been injured or exposed to occupational disease in the course of employment. Administrative Law Judges approve settlements or issue awards after hearings related to compensation for injured workers. Line of Duty Compensation for the families of emergency workers killed on the job, payments to uncompensated Tort Victims, and oversight for the Second Injury Fund are also administered by the division.

Division of Employment Security (DES) administers Missouri's Unemployment Insurance (UI) program, a joint state-federal program funded by the Unemployment Tax paid by employers. These funds are held in the Missouri Unemployment Compensation Trust Fund (UTF) and payment of benefits for regular unemployment are made from this fund. There are also special unemployment programs available to qualified individuals.

Missouri Commission on Human Rights (MCHR) works to prevent and eliminate discrimination; investigates complaints of discrimination under the Missouri Human Rights Act; and facilitates fair and timely resolutions of discrimination claims.



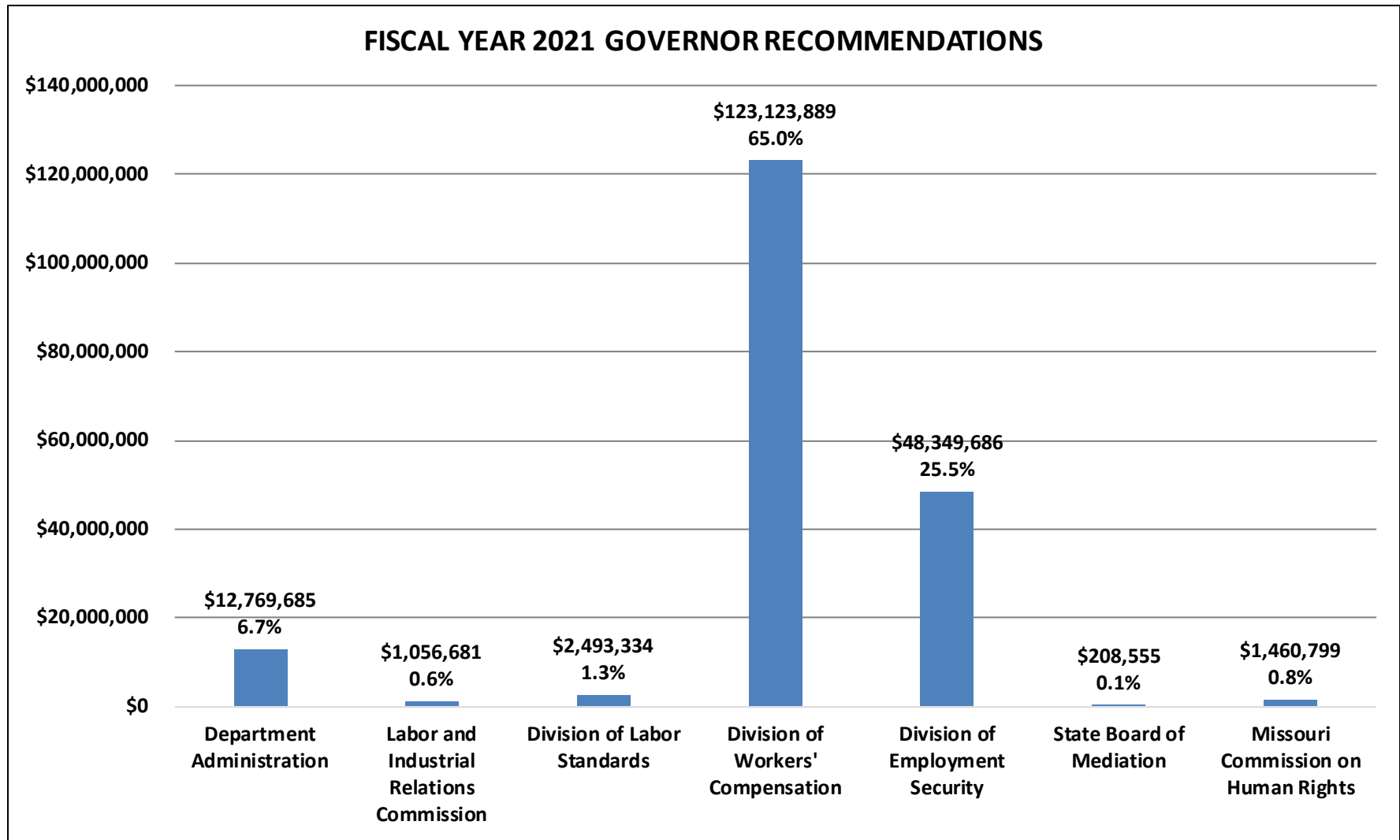
Missouri Department of Labor and Industrial Relations is an equal opportunity employer/program.
TDD/TTY: 800-735-2966 Relay Missouri: 711

DEPARTMENT OF LABOR AND INDUSTRIAL RELATIONS

FINANCIAL SUMMARY

	FY 2019 EXPENDITURE	FY 2020 APPROPRIATION	FY 2021 REQUEST	FY 2021 GOVERNOR RECOMMENDS
Department Administration	\$ 8,777,096	\$ 13,136,227	\$ 12,696,271	\$ 12,769,685
Labor and Industrial Relations Commission	896,671	1,032,418	1,046,823	1,056,681
Division of Labor Standards	1,578,651	2,269,227	2,475,878	2,493,334
Division of Workers' Compensation	109,264,806	138,179,224	119,081,763	123,123,889
Division of Employment Security	21,231,312	47,804,776	48,111,345	48,349,686
State Board of Mediation	105,552	201,983	207,342	208,555
Missouri Commission on Human Rights	1,211,488	1,428,226	1,448,427	1,460,799
State Legal Expense Fund Transfer	0	1	1	1
DEPARTMENTAL TOTAL	\$ 143,065,576	\$ 204,052,082	\$ 185,067,850	\$ 189,462,630
General Revenue Fund	1,814,817	2,300,836	2,329,969	2,353,485
Federal Funds	28,891,227	53,404,850	52,902,277	53,186,932
Martin Luther King, Jr. State Celebration Commission Fund	0	5,000	5,000	5,000
Tort Victims' Compensation Fund	6,286,069	3,704,836	3,704,836	7,704,836
Workers' Compensation Fund	10,953,650	12,459,681	12,929,017	13,004,956
Workers' Compensation - Second Injury Fund	94,334,972	124,060,833	105,060,833	105,060,833
War on Terror Unemployment Compensation Fund	0	40,000	40,000	40,000
Child Labor Enforcement Fund	2,745	79,450	79,687	79,543
Workers Memorial Fund	0	150,000	150,000	150,000
Special Employment Security Fund	727,457	7,332,765	7,345,315	7,351,262
Unemployment Automation Fund	0	446,564	452,925	457,292
State Mine Inspection Fund	54,639	67,267	67,991	68,491
Total Full-time Equivalent Employees	629.80	800.12	800.12	677.12
General Revenue Fund	20.12	21.22	21.22	21.22
Federal Funds	457.97	600.04	599.04	476.04
Other Funds	151.71	178.86	179.86	179.86

DEPARTMENT OF LABOR AND INDUSTRIAL RELATIONS



DEPARTMENT OF LABOR AND INDUSTRIAL RELATIONS
DEPARTMENT ADMINISTRATION

FINANCIAL SUMMARY

	FY 2019 EXPENDITURE	FY 2020 APPROPRIATION	FY 2021 GOVERNOR RECOMMENDS
Director and Staff	\$ 358,971	\$ 1,450,000	\$ 1,010,000
Administrative Services	8,418,125	11,686,227	11,759,685
TOTAL	\$ 8,777,096	\$ 13,136,227	\$ 12,769,685
General Revenue Fund	570,091	598,549	613,470
Federal Funds	6,348,694	10,332,252	9,621,123
Other Funds	1,858,311	2,205,426	2,535,092
Total Full-time Equivalent Employees	39.75	44.65	47.65

The Director's Office provides leadership and supervision in the areas of policy, operation, and interagency coordination. Functions centralized within the Director's Office include administrative services, financial management, human resources, legislative and public relations, research and analysis, and legal services. (Although spending authority is appropriated to Department Administration, for purposes of the Executive Budget, certain funds appear in other divisions of the department to more clearly reflect where dollars are spent.)

Fiscal Year 2021 Governor's Recommendations

- \$63,079 for performance incentives for high-achieving department employees, including \$2,638 general revenue.
- \$6,529 for increased transfer to the Department of Labor and Industrial Relations Administrative Fund for pay plan and related fringe costs.
- \$8,996 for increased transfer to the Department of Labor and Industrial Relations Administrative Fund for the remaining pay periods of the Fiscal Year 2020 approved pay plan and related fringe costs.
- \$3,922 for increased transfer to the Department of Labor and Industrial Relations Administrative Fund for the remaining pay periods of the Fiscal Year 2020 approved pay plan and related fringe costs associated with the recently completed compensation study to move to market-based minimums.
- \$307,210 Workers' Compensation Fund reallocated for realignment of the federal cost allocation plan.
- Three staff reallocated from the Division of Employment Security to align with available resources.
- (\$440,000) federal funds core reduction from the Fiscal Year 2020 appropriation level.
- (\$307,210) reallocated for realignment of the federal cost allocation plan, including (\$7,034) general revenue.
- (\$9,068) reallocated to various divisions for mileage reimbursement costs, including (\$130) general revenue.

**DEPARTMENT OF LABOR AND INDUSTRIAL RELATIONS
LABOR AND INDUSTRIAL RELATIONS COMMISSION**

FINANCIAL SUMMARY

	FY 2019 EXPENDITURE	FY 2020 APPROPRIATION	FY 2021 GOVERNOR RECOMMENDS
Labor and Industrial Relations Commission			
TOTAL	\$ 896,671	\$ 1,032,418	\$ 1,056,681
General Revenue Fund	9,809	10,310	17,653
Federal Funds	453,451	531,429	463,514
Other Funds	433,411	490,679	575,514
Total Full-time Equivalent Employees	12.21	13.59	13.59

The three-member Labor and Industrial Relations Commission reviews appeals at the highest administrative level in workers' compensation, unemployment compensation, tort victims' compensation, and prevailing wage cases. The commission conducts hearings and renders written opinions, which are subject to review by the judiciary. The commission is also charged with the statutory authority to approve or disapprove all rules and regulations promulgated by the divisions within the department.

Fiscal Year 2021 Governor's Recommendations

- \$9,874 for pay plan, including \$165 general revenue.
- \$14,379 for the remaining pay periods of the Fiscal Year 2020 approved pay plan, including \$144 general revenue.
- \$79,660 and one staff reallocated for realignment of the federal cost allocation plan, including \$7,034 general revenue.
- \$10 Workers' Compensation Fund reallocated from Department Administration for mileage costs.
- (\$79,660) federal funds and (one) staff reallocated for realignment of the federal cost allocation plan.

**DEPARTMENT OF LABOR AND INDUSTRIAL RELATIONS
DIVISION OF LABOR STANDARDS**

FINANCIAL SUMMARY

	FY 2019 EXPENDITURE	FY 2020 APPROPRIATION	FY 2021 GOVERNOR RECOMMENDS
Administration	\$ 278,553	\$ 464,875	\$ 654,156
On-Site Safety and Health Program	977,296	1,201,380	1,223,908
Mine Safety and Health Training Program	322,802	602,972	615,270
TOTAL	\$ 1,578,651	\$ 2,269,227	\$ 2,493,334
General Revenue Fund	349,183	428,557	438,243
Federal Funds	953,952	1,406,173	1,522,123
Other Funds	275,516	434,497	532,968
Total Full-time Equivalent Employees	27.75	31.72	35.72

The Division of Labor Standards exists to ensure the proper payment, safety, and health of Missouri workers. Staff conducts regular and special on-site inspections of businesses, industries, and commercial mines and caves. The division also provides free on-site safety and health consultations at the request of employers; ensures compliance with statutory provisions governing wage rates for public works projects; and conducts on-site inspections to assure compliance with Missouri's Child Labor Law.

Fiscal Year 2021 Governor's Recommendations

- \$17,887 for pay plan, including \$3,900 general revenue.
- \$25,442 for the remaining pay periods of the Fiscal Year 2020 approved pay plan, including \$5,101 general revenue.
- \$2,594 for the remaining pay periods of the Fiscal Year 2020 approved pay plan associated with the recently completed compensation study to move to market-based minimums, including \$604 general revenue.
- \$177,910 federal and other funds and four staff reallocated from the Division of Workers' Compensation to align with available resources.
- \$274 reallocated from Department Administration for mileage reimbursement costs, including \$81 general revenue.

**DEPARTMENT OF LABOR AND INDUSTRIAL RELATIONS
DIVISION OF WORKERS' COMPENSATION**

FINANCIAL SUMMARY

	FY 2019 EXPENDITURE	FY 2020 APPROPRIATION	FY 2021 GOVERNOR RECOMMENDS
Administration	\$ 8,643,765	\$ 10,418,391	\$ 10,363,056
Second Injury Fund Benefits	94,334,972	124,060,833	105,060,833
Tort Victims' Compensation Payments	6,286,069	3,700,000	7,700,000
TOTAL	\$ 109,264,806	\$ 138,179,224	\$ 123,123,889
General Revenue Fund	199,969	450,000	450,000
Federal Funds	0	88,955	0
Other Funds	109,064,837	137,640,269	122,673,889
Total Full-time Equivalent Employees	125.10	147.25	143.25

ADMINISTRATION

The Division of Workers' Compensation processes all reports of job-related injuries and formal claims for compensation filed with the division under Missouri Workers' Compensation Law. The division also resolves disputes between an employee and employer/insurer through mediation and/or evidentiary hearings, which are conducted by the division's administrative law judges. The division administers the rehabilitation of seriously injured workers, resolves disputes concerning the reasonableness of medical fees and charges, reviews and approves applications by employers or group trusts for self-insurance authority, and investigates allegations of workers' compensation fraud and noncompliance.

Fiscal Year 2021 Governor's Recommendations

- \$46,291 Workers' Compensation Fund for pay plan.
- \$67,722 Workers' Compensation Fund for the remaining pay periods of the Fiscal Year 2020 approved pay plan.
- \$5,852 Workers' Compensation Fund for the remaining pay periods of the Fiscal Year 2020 approved pay plan associated with the recently completed compensation study to move to market-based minimums.
- \$2,710 Workers' Compensation Fund reallocated from Department Administration for mileage reimbursement costs.
- (\$177,910) federal and other funds and (four) staff reallocated to the Division of Labor Standards to align with available resources.

SECOND INJURY FUND BENEFITS

The Workers' Compensation - Second Injury Fund is designed to compensate an injured employee when a current work-related injury combines with a prior injury to create an increased combined disability. The fund is also responsible for payment of medical bills for injured employees when the employer fails to insure its workers' compensation liability. In addition, if an employee is killed, burial expenses and death benefits in the form of weekly payments to the surviving spouse or dependents are paid from the fund. The fund also provides benefits to injured employees undergoing physical rehabilitation. For injuries taking place after August 28, 1998, but no later than December 31, 2013, the fund provides second job lost wage benefits. SB 1, signed into law on July 10, 2013, authorized a supplemental surcharge to provide funding to pay backlogged claims that have been held due to insufficient resources in the Workers' Compensation - Second Injury Fund.

Fiscal Year 2021 Governor's Recommendations

- (\$19,000,000) Workers' Compensation -Second Injury Fund core reduction from the Fiscal Year 2020 appropriation level.

**DEPARTMENT OF LABOR AND INDUSTRIAL RELATIONS
DIVISION OF WORKERS' COMPENSATION**

TORT VICTIMS' COMPENSATION PAYMENTS

The Tort Victims' Compensation Fund provides benefits to individuals who have received a final monetary judgment in a civil case but who have been unable to collect all, or part of, the judgment entered against the defendant. The fund's exclusive revenue source is 50 percent of all punitive damage awards entered in civil cases in Missouri. Of this amount, 74 percent is used to pay tort victims, and the remaining 26 percent is transferred to the Basic Civil Legal Services Fund.

Fiscal Year 2021 Governor's Recommendations

- \$4,000,000 Tort Victims' Compensation Fund for the payment of claims to tort victims.

**DEPARTMENT OF LABOR AND INDUSTRIAL RELATIONS
DIVISION OF EMPLOYMENT SECURITY**

FINANCIAL SUMMARY

	FY 2019 EXPENDITURE	FY 2020 APPROPRIATION	FY 2021 GOVERNOR RECOMMENDS
Administration	\$ 18,751,935	\$ 29,680,815	\$ 30,207,228
Special Employment Security Fund	727,457	7,083,961	7,102,458
War on Terror Unemployment Compensation Program	0	40,000	40,000
Employment and Training Payments	1,751,920	11,000,000	11,000,000
TOTAL	\$ 21,231,312	\$ 47,804,776	\$ 48,349,686
Federal Funds	20,503,855	40,234,251	40,749,936
Other Funds	727,457	7,570,525	7,599,750
Total Full-time Equivalent Employees	398.32	535.21	409.21

ADMINISTRATION

The Division of Employment Security is responsible for determining employer liability, collecting unemployment compensation taxes from liable Missouri employers, paying unemployment benefits to eligible claimants, maintaining wage records of Missouri workers, and investigating cases involving possible fraud and benefit overpayments.

Fiscal Year 2021 Governor's Recommendations

- \$240,515 federal and other funds for pay plan.
- \$353,646 federal and other funds for the remaining pay periods of the Fiscal Year 2020 approved pay plan.
- \$106,676 federal funds for the remaining pay periods of the Fiscal Year 2020 approved pay plan associated with the recently completed compensation study to move to market-based minimums.
- \$5,710 federal funds reallocated from Department Administration for mileage reimbursement costs.
- (\$180,134) federal funds and (three) staff reallocated to align with available resources.
- (123) staff core reduction from the Fiscal Year 2020 appropriation level.

SPECIAL EMPLOYMENT SECURITY FUND

The Special Employment Security Fund receives interest and penalties collected under the provisions of the Missouri Employment Security Law. Expenditures from this fund include refunds of overcollected interest and penalties and administrative expenses of the division not covered by federal monies. Federal interest assessments on Title XII advances to the Unemployment Compensation Trust Fund are also deposited into this fund until payment to the federal government is made.

Fiscal Year 2021 Governor's Recommendations

- \$5,947 Special Employment Security Fund for pay plan.
- \$8,600 Special Employment Security Fund for the remaining pay periods of the Fiscal Year 2020 approved pay plan.
- \$3,950 Special Employment Security Fund for the remaining pay periods of the Fiscal Year 2020 approved pay plan associated with the recently completed compensation study to move to market-based minimums.

**DEPARTMENT OF LABOR AND INDUSTRIAL RELATIONS
DIVISION OF EMPLOYMENT SECURITY**

WAR ON TERROR UNEMPLOYMENT COMPENSATION PROGRAM

The War on Terror Unemployment Compensation Program provides enhanced unemployment benefits to veterans of the War on Terror who have been dismissed or demoted as a result of being deployed. Benefits are paid out of the War on Terror Unemployment Compensation Fund, which consists of administrative penalties paid by employers found in violation of the relevant statutory provisions.

Fiscal Year 2021 Governor's Recommendations

Continue funding at the current level.

EMPLOYMENT AND TRAINING PAYMENTS

The Division of Employment Security operates employment and training programs established and funded by the U.S. Department of Labor as authorized by the Disaster Unemployment Assistance and the Trade Adjustment Assistance programs. The division contracts with the Division of Workforce Development and others to provide a full range of services, which include referral to employer job openings, job readiness skills training, referral to classroom or employer training, and payment of support services such as transportation, subsistence, and relocation allowances.

Fiscal Year 2021 Governor's Recommendations

Continue funding at the current level.

**DEPARTMENT OF LABOR AND INDUSTRIAL RELATIONS
STATE BOARD OF MEDIATION**

FINANCIAL SUMMARY

	FY 2019 EXPENDITURE	FY 2020 APPROPRIATION	FY 2021 GOVERNOR RECOMMENDS
State Board of Mediation			
TOTAL	\$ 105,552	\$ 201,983	\$ 208,555
General Revenue Fund	105,552	201,983	208,555
Total Full-time Equivalent Employees	2.04	2.00	2.00

The State Board of Mediation is a quasi-judicial board that is statutorily charged with determining appropriate bargaining units of public employees that request the establishment of such units and conducting elections to determine the exclusive bargaining representative for those units.

Fiscal Year 2021 Governor's Recommendations

- \$1,232 for pay plan.
- \$2,643 for the remaining pay periods of the Fiscal Year 2020 approved pay plan.
- \$2,687 for the remaining pay periods of the Fiscal Year 2020 approved pay plan associated with the recently completed compensation study to move to market-based minimums.
- \$10 reallocated from Department Administration for mileage reimbursement costs.

**DEPARTMENT OF LABOR AND INDUSTRIAL RELATIONS
MISSOURI COMMISSION ON HUMAN RIGHTS**

FINANCIAL SUMMARY

	FY 2019 EXPENDITURE	FY 2020 APPROPRIATION	FY 2021 GOVERNOR RECOMMENDS
Missouri Commission on Human Rights	\$ 1,158,055	\$ 1,368,140	\$ 1,400,676
Martin Luther King Jr. State Celebration Commission	53,433	60,086	60,123
TOTAL	\$ 1,211,488	\$ 1,428,226	\$ 1,460,799
General Revenue Fund	580,213	611,436	625,563
Federal Funds	631,275	811,790	830,236
Other Funds		5,000	5,000
Total Full-time Equivalent Employees	24.63	25.70	25.70

MISSOURI COMMISSION ON HUMAN RIGHTS

The statutory mandate of the Missouri Commission on Human Rights (MCHR) is to prevent and eliminate discrimination as prohibited by the Missouri Human Rights Act. The act requires the MCHR to investigate and resolve complaints of alleged discrimination in the areas of housing, employment, and public accommodations due to race, color, religion, national origin, ancestry, sex, disability, or age (in employment only) and familial status (in housing only). Through its education and outreach program, the MCHR reduces intergroup conflict and discourages illegal discrimination.

Fiscal Year 2021 Governor's Recommendations

- \$12,668 for pay plan, including \$5,479 general revenue.
- \$18,431 for the remaining pay periods of the Fiscal Year 2020 approved pay plan, including \$7,970 general revenue.
- \$1,277 for the remaining pay periods of the Fiscal Year 2020 approved pay plan associated with the recently completed compensation study to move to market-based minimums, including \$639 general revenue.
- \$160 reallocated from Department Administration for mileage reimbursement costs, including \$2 general revenue.

MARTIN LUTHER KING JR. STATE CELEBRATION COMMISSION

The Martin Luther King Jr. State Celebration Commission reviews proposals and recommends funding for distribution to organizations and communities across the state for appropriate activities in recognition and celebration of Martin Luther King Jr. Day in Missouri.

Fiscal Year 2021 Governor's Recommendations

- \$37 reallocated from Department Administration for mileage reimbursement costs.



Department of Public Safety

The Department of Public Safety is organized into nine divisions working to make Missouri safer and more secure: Office of the Director, Missouri Capitol Police, Division of Fire Safety, Division of Alcohol & Tobacco Control, Missouri State Highway Patrol, Missouri National Guard (Office of the Adjutant General), State Emergency Management Agency, Missouri Veterans Commission and Missouri Gaming Commission.

The Office of the Director, the central management unit, coordinates the other divisions, and includes the Office of Homeland Security, Missouri Office of Victims of Crime, Crime Victims Compensation, Missouri Interoperability Center and the Peace Officer Standards and Training (POST) Program. It also administers federal and state grant programs.

Missouri Capitol Police is the primary law enforcement agency for the Capitol Complex, as well as other state buildings in Jefferson City, patrolling the buildings and grounds 24 hours a day, seven days a week.

The Division of Fire Safety provides training and certification to firefighters and emergency response personnel, investigates fires across the state and has responsibilities related to the safety of fireworks, elevators, explosives, amusement rides, day care centers and boilers.

The Division of Alcohol & Tobacco Control's responsibilities include alcoholic beverage excise tax collection, liquor licensing along with liquor and tobacco enforcement, and providing training to licensees in these areas.

The Highway Patrol's responsibilities include law enforcement on state highways and waterways, criminal investigations, criminal laboratory analysis, motor vehicle and commercial vehicle inspections, boat inspections, and public education about safety issues.

The Adjutant General is the administrative head of the approximately 11,000 member Missouri Army and Air National Guard, who perform federal or state duty at the call of the President or Governor as required.

SEMA helps Missourians prepare for, respond to, and recover from disasters, including coordinating state disaster response and developing state emergency plans working with local, federal and nongovernmental partners.

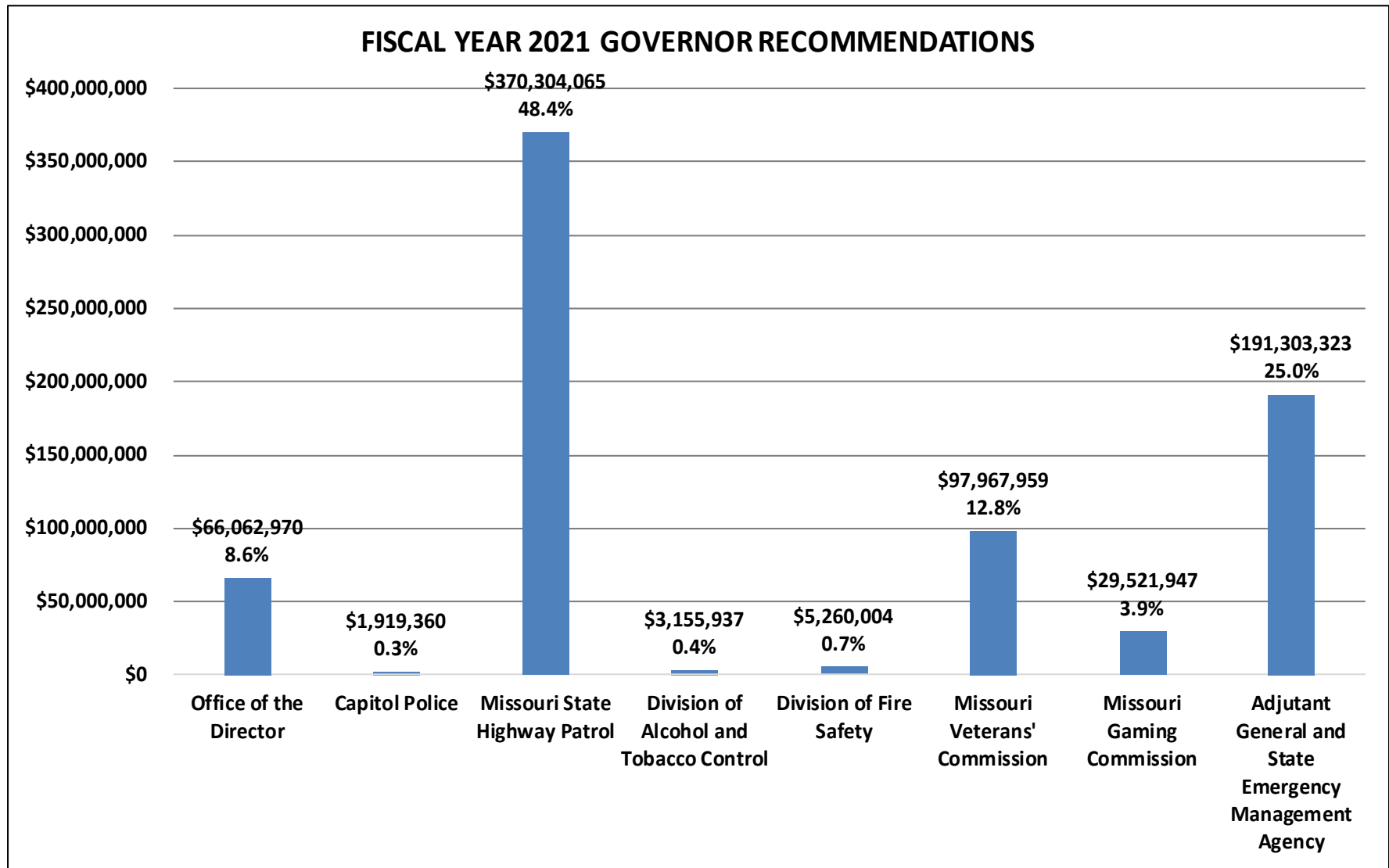
The Veterans Commission is charged with meeting the needs of Missouri's veterans through its seven Veterans Homes, service officers who provide veterans with benefit counseling and assistance, and five state Veterans cemeteries.

The Missouri Gaming Commission regulates commercial and charitable gaming in the state, including protecting the integrity of the industry and helping ensure a safe environment for customers, working with the assistance of the Highway Patrol.

DEPARTMENT OF PUBLIC SAFETY

FINANCIAL SUMMARY

	FY 2019 EXPENDITURE	FY 2020 APPROPRIATION	FY 2021 REQUEST	FY 2021 GOVERNOR RECOMMENDS
Office of the Director	\$ 35,609,793	\$ 62,990,822	\$ 68,947,946	\$ 66,062,970
Capitol Police	1,501,588	1,824,003	2,368,748	1,919,360
Missouri State Highway Patrol	303,902,149	363,162,234	367,131,134	370,304,065
Division of Alcohol and Tobacco Control	2,429,745	3,164,768	3,134,255	3,155,937
Division of Fire Safety	4,334,949	4,799,334	5,402,421	5,260,004
Missouri Veterans' Commission	83,113,720	95,306,490	99,332,694	97,967,959
Missouri Gaming Commission	26,173,764	29,236,650	29,327,511	29,521,947
Adjutant General and State Emergency Management Agency	93,182,772	191,968,942	196,774,273	191,303,323
State Legal Expense Fund Transfer	253,465	1	1	1
DEPARTMENTAL TOTAL	\$ 550,501,945	\$ 752,453,244	\$ 772,418,983	\$ 765,495,566
General Revenue Fund	63,434,871	80,029,386	91,726,430	80,681,730
Federal Funds	103,132,353	220,860,954	221,736,063	224,693,104
Gaming Commission Fund	28,400,196	32,435,595	32,547,065	32,830,605
Missouri Veterans' Homes Fund	75,745,340	83,773,930	87,712,246	85,306,928
State Highways and Transportation Department Fund	226,344,330	259,550,648	262,276,314	264,749,726
Other Funds	53,444,855	75,802,731	76,420,865	77,233,473
Total Full-time Equivalent Employees	5,162.80	5,107.95	5,113.95	5,112.95
General Revenue Fund	464.55	491.57	495.57	499.57
Federal Funds	415.07	457.83	456.83	456.83
Other Funds	4,283.18	4,158.55	4,161.55	4,156.55



**DEPARTMENT OF PUBLIC SAFETY
OFFICE OF THE DIRECTOR AND
CRIMINAL JUSTICE PROGRAMS UNIT**

FINANCIAL SUMMARY

	FY 2019 EXPENDITURE	FY 2020 APPROPRIATION	FY 2021 GOVERNOR RECOMMENDS
Administration	\$ 12,255,517	\$ 29,569,981	\$ 31,388,399
Juvenile Justice Programs	554,104	722,492	722,492
Narcotics Control Assistance	4,449,917	4,450,000	4,490,000
Crime Victims' Programs	10,630,416	16,906,231	16,908,541
Cyber Crimes Task Forces	1,918,391	2,001,118	2,001,538
National Forensic Sciences Improvement Program	100,000	236,000	250,000
State Forensic Labs	249,645	400,000	360,000
Residential Substance Abuse Treatment Grant Program	239,281	505,000	742,000
Missouri Sheriff Methamphetamine Relief Taskforce (MOSMART)	3,099,815	7,200,000	7,200,000
Peace Officer Standards and Training Program	784,712	950,000	950,000
Funding for Fallen Public Safety Officers	5,000	50,000	50,000
Witness Protection	0	0	1,000,000
Information Technology Services	1,322,995	0	0
TOTAL	\$ 35,609,793	\$ 62,990,822	\$ 66,062,970
General Revenue Fund	7,615,016	7,987,429	9,422,993
Federal Funds	16,240,661	36,581,834	37,652,179
Other Funds	11,754,116	18,421,559	18,987,798
Total Full-time Equivalent Employees	58.66	74.05	78.05

The Director's Office provides the central budgeting, finance, and personnel control to ensure efficient use of available resources. Staff members plan, review, and evaluate programs to coordinate the state's public safety and law enforcement efforts, and to promote cooperation among local, state, and federal agencies. In addition, the criminal justice unit oversees the implementation of programs relating to juvenile justice, peace officer standards, forensic laboratories, narcotics control, and crime victims' assistance.

Fiscal Year 2021 Governor's Recommendations

- \$1,000,000 federal funds for the STOP School Violence federal grant.
- \$1,000,000 for witness protection.
- \$724,975 for performance incentives for high-achieving department employees, including \$138,346 general revenue.
- \$279,899 and four staff for the Missouri Law Enforcement Assistance Program (MoLEAP).
- \$100,612 Division of Alcohol and Tobacco Control Fund and one staff for alcohol and tobacco legal support.
- \$44,050 for pay plan, including \$15,801 general revenue.
- \$60,157 for the remaining pay periods of the Fiscal Year 2020 approved pay plan, including \$19,641 general revenue.
- \$10,873 for the remaining pay periods of the Fiscal Year 2020 approved pay plan associated with the recently completed compensation study to move to market-based minimums, including \$3,211 general revenue.
- (\$105,000) and (one) staff core reduction from the Fiscal Year 2020 appropriation level, including (\$20,000) general revenue.
- (\$43,418) reallocated to various divisions for mileage reimbursement costs, including (\$1,334) general revenue.

**DEPARTMENT OF PUBLIC SAFETY
CAPITOL POLICE**

FINANCIAL SUMMARY

	FY 2019 EXPENDITURE	FY 2020 APPROPRIATION	FY 2021 GOVERNOR RECOMMENDS
Capitol Police			
TOTAL	\$ 1,501,588	\$ 1,824,003	\$ 1,919,360
General Revenue Fund	1,501,588	1,824,003	1,919,360
Total Full-time Equivalent Employees	34.36	40.00	40.00

The Capitol Police are responsible for security at the Capitol Building and other facilities occupied by state agencies throughout Jefferson City.

Fiscal Year 2021 Governor's Recommendations

- \$58,199 for the purchase of tasers.
- \$17,409 for pay plan.
- \$25,167 for the remaining pay periods of the Fiscal Year 2020 approved pay plan.
- \$12,632 for the remaining pay periods of the Fiscal Year 2020 approved pay plan associated with the recently completed compensation study to move to market-based minimums.
- (\$18,050) core reduction for one-time expenditures.

**DEPARTMENT OF PUBLIC SAFETY
STATE HIGHWAY PATROL**

FINANCIAL SUMMARY

	FY 2019 EXPENDITURE	FY 2020 APPROPRIATION	FY 2021 GOVERNOR RECOMMENDS
Administration	\$ 9,142,727	\$ 10,136,485	\$ 10,490,032
Fringe Benefits	103,882,487	121,843,331	124,162,913
Enforcement	125,049,269	150,590,565	153,299,039
Crime Laboratory	10,128,689	12,847,600	13,752,997
Law Enforcement Academy	2,062,916	2,548,146	2,581,858
Vehicle and Driver Safety	11,800,282	13,594,095	13,887,541
Technical Services	41,835,779	51,602,012	52,129,685
TOTAL	\$ 303,902,149	\$ 363,162,234	\$ 370,304,065
General Revenue Fund	33,717,684	38,115,879	38,830,707
Federal Funds	15,173,313	27,789,940	29,049,996
Gaming Commission Fund	2,233,932	3,260,255	3,369,968
State Highways and Transportation Department Fund	226,344,330	259,511,744	264,226,191
Other Funds	26,432,890	34,484,416	34,827,203
Total Full-time Equivalent Employees	2,381.30	2,336.00	2,340.00

ADMINISTRATION

This section includes the administrative, planning, fiscal, and support activities of the Missouri State Highway Patrol.

Fiscal Year 2021 Governor's Recommendations

- \$72,027 for pay plan, including \$2,679 general revenue.
- \$99,997 for the remaining pay periods of the Fiscal Year 2020 approved pay plan, including \$3,901 general revenue.
- \$181,523 other funds and three staff reallocated from the various divisions.

FRINGE BENEFITS

Employer retirement contributions, health insurance, and workers' compensation insurance for Missouri State Highway Patrol employees are paid by the state in a separate appropriation made for those purposes. The amount of the retirement payment is determined by the Board of Trustees of the Missouri Department of Transportation and Missouri Highway Patrol Employees' Retirement System (MPERS).

Fiscal Year 2021 Governor's Recommendations

- \$2,319,582 for fringe benefit cost increases, including \$149,032 general revenue.

**DEPARTMENT OF PUBLIC SAFETY
STATE HIGHWAY PATROL**

ENFORCEMENT

The primary activity of this section is the patrolling of more than 123,000 miles of public roadways to ensure the safe and orderly flow of traffic and patrolling 626,081 acres of recreational waters in the state. The Enforcement Division also performs undercover investigations, assists local law enforcement agencies, provides access to the Missouri Uniform Law Enforcement System, performs criminal background checks, and maintains a statewide system of commercial motor vehicle weigh stations. Officers provide boating safety education and boat inspection services and enforce laws relating to water safety.

Fiscal Year 2021 Governor's Recommendations

- \$520,276 and four troopers.
- \$168,170 for ballistic plates and helmet replacement, including \$25,594 general revenue.
- \$85,069 Gaming Commission Fund to facilitate communication between officers in casinos.
- \$1,019,946 for pay plan, including \$156,290 general revenue.
- \$1,479,938 for the remaining pay periods of the Fiscal Year 2020 approved pay plan, including \$220,721 general revenue.
- \$1,209 federal and other funds for the remaining pay periods of the Fiscal Year 2020 approved pay plan associated with the recently completed compensation study to move to market-based minimums.
- \$25,590 federal and other funds reallocated from the Office of the Director for mileage reimbursement costs.
- \$10,000 Gaming Commission Fund reallocated from Law Enforcement Academy.
- (\$500,000) core reduction for one-time expenditures.
- (\$101,724) Water Patrol Division Fund and (one) staff reallocated to Highway Patrol Administration.

CRIME LABORATORY

The Missouri State Highway Patrol Crime Laboratory is a nationally accredited crime lab system that provides state-of-the-art forensic science services to all local, state, and federal law enforcement agencies. Services provided include analysis in forensic specialties of controlled substance, DNA, trace evidence, firearms, tool-mark, toxicology, and latent fingerprint examination.

Fiscal Year 2021 Governor's Recommendations

- \$1,000,000 federal funds for the reduction of the sexual assault kit backlog.
- \$78,266 for pay plan, including \$29,031 general revenue.
- \$113,986 for the remaining pay periods of the Fiscal Year 2020 approved pay plan, including \$42,279 general revenue.
- \$145 reallocated from the Office of the Director for mileage reimbursement costs.
- (\$287,000) State Highways and Transportation Department Fund core reduction for one-time expenditures.

LAW ENFORCEMENT ACADEMY

The academy provides basic training to police officers in all agencies outside St. Louis and Jackson counties. The academy also provides administrative and specialized training to police officers from all counties.

Fiscal Year 2021 Governor's Recommendations

- \$17,796 for pay plan, including \$838 general revenue.
- \$25,916 for the remaining pay periods of the Fiscal Year 2020 approved pay plan, including \$1,221 general revenue.
- (\$10,000) Gaming Commission Fund reallocated to the Division of Enforcement.

**DEPARTMENT OF PUBLIC SAFETY
STATE HIGHWAY PATROL**

VEHICLE AND DRIVER SAFETY

This section evaluates drivers and vehicles to identify and remove those unfit to be on Missouri roadways. Over 4,400 inspection stations and approximately 14,830 inspector mechanics throughout the state are supervised. The section also maintains over 150 driver examination stations throughout the state.

Fiscal Year 2021 Governor's Recommendations

- \$119,465 other funds for pay plan.
- \$173,981 other funds for the remaining pay periods of the Fiscal Year 2020 approved pay plan.

TECHNICAL SERVICES

This section develops and processes comprehensive criminal offender data, traffic record data, and administrative data. The database is used to respond to inquiries and for analysis of the criminal justice and traffic systems to plan for effective law enforcement. This section also operates the statewide Missouri Uniform Law Enforcement System (MULES).

Fiscal Year 2021 Governor's Recommendations

- \$106,456 for computer and radio equipment for new troopers.
- \$215,145 for pay plan, including \$2,537 general revenue.
- \$314,169 for the remaining pay periods of the Fiscal Year 2020 approved pay plan, including \$3,694 general revenue.
- \$21,568 other funds for the remaining pay periods of the Fiscal Year 2020 approved pay plan associated with the recently completed compensation study to move to market-based minimums.
- (\$79,799) Criminal Record System Fund and (two) staff reallocated to Highway Patrol Administration.
- (\$49,866) core reduction from the Fiscal Year 2020 appropriation level.

**DEPARTMENT OF PUBLIC SAFETY
DIVISION OF ALCOHOL AND TOBACCO CONTROL**

FINANCIAL SUMMARY

	FY 2019 EXPENDITURE	FY 2020 APPROPRIATION	FY 2021 GOVERNOR RECOMMENDS
Division of Alcohol and Tobacco Control			
TOTAL	\$ 2,429,745	\$ 3,164,768	\$ 3,155,937
Federal Funds	347,063	824,098	834,731
Other Funds	2,082,682	2,340,670	2,321,206
Total Full-time Equivalent Employees	34.75	35.00	35.00

The Division of Alcohol and Tobacco Control administrative staff reviews all liquor license applications and reports liquor and tobacco violations. The staff develops facts regarding reported violations in pre-hearing conferences and formal hearings before the supervisor, and when appropriate, issues citations.

The audit and collection staff reviews beer, wine, and liquor transactions to ensure that all revenues due to the state are collected. The program also ensures fair competition among liquor wholesalers by monitoring actual prices charged for various classes and types of beverages against price schedules for such products.

The enforcement program ensures that liquor licenses are issued only to qualified applicants on approved premises. Reports are filed with local authorities and the supervisor of Alcohol and Tobacco Control for review and appropriate action.

Fiscal Year 2021 Governor's Recommendations

- \$73,843 Division of Alcohol and Tobacco Control Fund for enforcement, recruitment, and retention.
- \$21,682 federal and other funds for pay plan.
- \$30,780 federal and other funds for the remaining pay periods of the Fiscal Year 2020 approved pay plan.
- \$2,144 other funds for the remaining pay periods of the Fiscal Year 2020 approved pay plan associated with the recently completed compensation study to move to market-based minimums.
- (\$137,280) Division of Alcohol and Tobacco Control Fund core reduction for one-time expenditures.

**DEPARTMENT OF PUBLIC SAFETY
DIVISION OF FIRE SAFETY**

FINANCIAL SUMMARY

	FY 2019 EXPENDITURE	FY 2020 APPROPRIATION	FY 2021 GOVERNOR RECOMMENDS
Administration	\$ 3,520,943	\$ 3,817,583	\$ 4,377,717
Firefighter Training Program	814,006	981,751	882,287
TOTAL	\$ 4,334,949	\$ 4,799,334	\$ 5,260,004
General Revenue Fund	2,968,493	3,138,347	3,747,324
Other Funds	1,366,456	1,660,987	1,512,680
Total Full-time Equivalent Employees	67.08	70.92	69.92

Division of Fire Safety staff investigates the causes of fires and explosions. Investigators assist in case development and work with local law enforcement authorities to prosecute persons accused of arson. Inspection activities concentrate on fire prevention evaluations. Inspectors evaluate facilities that are used for state mental health patients, patient care facilities operated by the Department of Mental Health, day care facilities licensed by the state, senior citizen nutrition and recreation centers, and other public facilities. The division also administers the Public Boiler and Pressure Vessel Safety Inspection Program, Elevator Safety Program, and Amusement Ride Safety Program; conducts fireworks industry inspections; and provides firefighter training throughout the state.

Fiscal Year 2021 Governor's Recommendations

- \$575,000 for workers' compensation grants for volunteer fire protection associations.
- \$21,600 for safety equipment for field investigators.
- \$34,403 for pay plan, including \$24,350 general revenue.
- \$49,000 for the remaining pay periods of the Fiscal Year 2020 approved pay plan, including \$35,333 general revenue.
- \$24,746 for the remaining pay periods of the Fiscal Year 2020 approved pay plan associated with the recently completed compensation study to move to market-based minimums, including \$8,876 general revenue.
- \$44 reallocated from the Office of the Director for mileage reimbursement costs.
- (\$244,123) and (one) staff core reduction for one-time expenditures, including (\$56,226) general revenue.

**DEPARTMENT OF PUBLIC SAFETY
MISSOURI VETERANS' COMMISSION**

FINANCIAL SUMMARY

	FY 2019 EXPENDITURE	FY 2020 APPROPRIATION	FY 2021 GOVERNOR RECOMMENDS
Administration and Service to Veterans	\$ 5,600,544	\$ 6,253,192	\$ 7,380,116
Veterans' Service Officer Program	1,600,000	1,600,000	1,600,000
Veterans' Homes	75,790,276	87,303,298	88,837,843
World War I Memorial	122,900	150,000	150,000
TOTAL	\$ 83,113,720	\$ 95,306,490	\$ 97,967,959
Veterans Commission Capital Improvement Trust Fund	7,203,542	11,308,748	11,436,441
Missouri Veterans' Homes Fund	75,745,340	83,773,930	85,306,928
Veterans Assistance Fund	0	0	1,000,000
Veterans' Trust Fund	41,938	73,812	74,590
World War I Memorial Trust Fund	122,900	150,000	150,000
Total Full-time Equivalent Employees	1,888.67	1,753.69	1,753.69

The Missouri Veterans' Commission has four components: administration, which oversees programs and maintains central files; the Missouri veterans' homes at St. James, Mexico, Mt. Vernon, Cape Girardeau, St. Louis, Cameron, and Warrensburg, which care for Missouri veterans; the Missouri veterans' cemeteries at Higginsville, Springfield, Jacksonville, and Bloomfield; and the Service to Veterans' Program, which assists veterans in applying for U.S. Veterans' Administration pensions and other benefits. Article XIV of the Missouri Constitution provides that taxes and fees associated with the sale of medical marijuana, net of costs to administer the program, shall be transferred to the Missouri Veterans' Commission for health and care services for military veterans. These services are provided through the Veterans Assistance Fund.

Fiscal Year 2021 Governor's Recommendations

- \$1,000,000 Veterans Assistance Fund for housing assistance for veterans.
- \$652,738 other funds for pay plan.
- \$949,904 other funds for the remaining pay periods of the Fiscal Year 2020 approved pay plan.
- \$47,156 other funds for the remaining pay periods of the Fiscal Year 2020 approved pay plan associated with the recently completed compensation study to move to market-based minimums.
- \$11,671 other funds reallocated from the Office of the Director for mileage reimbursement costs.

**DEPARTMENT OF PUBLIC SAFETY
MISSOURI GAMING COMMISSION**

FINANCIAL SUMMARY

	FY 2019 EXPENDITURE	FY 2020 APPROPRIATION	FY 2021 GOVERNOR RECOMMENDS
Missouri Gaming Commission			
TOTAL	\$ 26,173,764	\$ 29,236,650	\$ 29,521,947
Other Funds	26,173,764	29,236,650	29,521,947
Total Full-time Equivalent Employees	223.47	234.75	232.75

The Missouri Gaming Commission regulates bingo, fantasy sports contest operators, and riverboat gambling at 13 riverboat casinos. The five members of the Gaming Commission are appointed by the Governor with the advice and consent of the Senate.

Fiscal Year 2021 Governor's Recommendations

- \$45,000 Gaming Commission Fund to upgrade voice communication technology.
- \$151,770 Gaming Commission Fund for pay plan.
- \$227,465 Gaming Commission Fund for the remaining pay periods of the Fiscal Year 2020 approved pay plan.
- \$1,214 Gaming Commission Fund for the remaining pay periods of the Fiscal Year 2020 approved pay plan associated with the recently completed compensation study to move to market-based minimums.
- \$2,334 Gaming Commission Fund reallocated from the Office of the Director for mileage reimbursement costs.
- (\$142,486) Gaming Commission Fund and (two) staff core reduction from the Fiscal Year 2020 appropriation level.

**DEPARTMENT OF PUBLIC SAFETY
ADJUTANT GENERAL AND
STATE EMERGENCY MANAGEMENT AGENCY**

FINANCIAL SUMMARY

	FY 2019 EXPENDITURE	FY 2020 APPROPRIATION	FY 2021 GOVERNOR RECOMMENDS
Administration	\$ 1,427,393	\$ 1,797,116	\$ 1,518,072
Missouri National Guard Trust Fund Program	5,888,680	7,955,514	7,993,542
Veterans' Recognition Program	209,322	635,628	638,169
Field Support	2,603,934	3,043,103	3,094,617
Missouri Military Family Relief Program	26,473	150,000	150,000
Contract Services	20,214,613	30,492,582	30,874,390
Office of Air Search and Rescue	30,304	31,243	0
State Emergency Management Agency (SEMA)	62,782,053	147,863,756	147,034,533
TOTAL	\$ 93,182,772	\$ 191,968,942	\$ 191,303,323
General Revenue Fund	17,378,625	28,963,727	26,761,345
Federal Funds	71,371,316	155,665,082	157,156,198
Missouri National Guard Trust Fund	3,172,245	5,275,256	5,283,284
Other Funds	1,260,586	2,064,877	2,102,496
Total Full-time Equivalent Employees	474.51	563.54	563.54

ADMINISTRATION

This section provides administrative support for the Missouri National Guard, including the functions of command communication, logistical assistance, finance, and budgeting. The Adjutant General is the military chief-of-staff to the commander-in-chief (Governor). The Adjutant General is also the administrative head of the military forces, which include Army and Air National Guard elements assigned to the state by the federal government.

Fiscal Year 2021 Governor's Recommendations

- \$50,000 for the maintenance and repair of the U.S.S. Missouri Memorial at Pearl Harbor.
- \$11,082 for pay plan.
- \$16,123 for the remaining pay periods of the Fiscal Year 2020 approved pay plan.
- \$1,353 for the remaining pay periods of the Fiscal Year 2020 approved pay plan associated with the recently completed compensation study to move to market-based minimums.
- \$1,398 reallocated from the Office of the Director for mileage reimbursement costs, including \$1,087 general revenue.
- (\$250,000) core reduction for one-time expenditures.
- (\$109,000) core reduction from the Fiscal Year 2020 appropriation level, including (\$79,000) general revenue.
- (One) staff reallocated to the Missouri National Guard Trust Fund Program.

**DEPARTMENT OF PUBLIC SAFETY
ADJUTANT GENERAL AND
STATE EMERGENCY MANAGEMENT AGENCY**

MISSOURI NATIONAL GUARD TRUST FUND PROGRAM

The Missouri National Guard Trust Fund receives income tax check-off contributions. Grants, gifts, and bequests may also be deposited in the fund. In the absence of specific requirements attached to fund donations, the Office of the Adjutant General may, subject to appropriation, expend the funds for any lawful purpose in support of the Guard.

Fiscal Year 2021 Governor's Recommendations

- \$14,051 Missouri National Guard Trust Fund for pay plan.
- \$19,817 Missouri National Guard Trust Fund for the remaining pay periods of the Fiscal Year 2020 approved pay plan.
- \$4,160 Missouri National Guard Trust Fund for the remaining pay periods of the Fiscal Year 2020 approved pay plan associated with the recently completed compensation study to move to market-based minimums.
- One staff reallocated from Adjutant General Administration.

VETERANS' RECOGNITION PROGRAM

The Veterans' Recognition Program was first established in 2000 with the creation of the World War II Veterans' Recognition Award. The Program now includes the Korean Conflict Medallion Program, the Vietnam War Medallion Program, the Operation Iraqi Freedom and Operation New Dawn Medallion Program, and the Operation Desert Shield and Operation Desert Storm Medallion Program.

Fiscal Year 2021 Governor's Recommendations

- \$1,003 Veterans Commission Capital Improvement Trust Fund for pay plan.
- \$1,460 Veterans Commission Capital Improvement Trust Fund for the remaining pay periods of the Fiscal Year 2020 approved pay plan.
- \$78 Veterans Commission Capital Improvement Trust Fund for the remaining pay periods of the Fiscal Year 2020 approved pay plan associated with the recently completed compensation study to move to market-based minimums.

FIELD SUPPORT

The field support section supports the operational needs of Missouri National Guard facilities located throughout the state. This section includes maintenance and operation of 59 readiness centers and 557 buildings in 54 Missouri communities.

Fiscal Year 2021 Governor's Recommendations

- \$30,000 for the replacement of two funeral honors vehicles.
- \$30,000 Adjutant General Revolving Fund for repairs and maintenance to armories and training sites.
- \$8,611 for pay plan, including \$7,535 general revenue.
- \$12,534 for the remaining pay periods of the Fiscal Year 2020 approved pay plan, including \$10,967 general revenue.
- \$369 for the remaining pay periods of the Fiscal Year 2020 approved pay plan associated with the recently completed compensation study to move to market-based minimums.
- (\$30,000) core reduction from Fiscal Year 2020 appropriation level.

**DEPARTMENT OF PUBLIC SAFETY
ADJUTANT GENERAL AND
STATE EMERGENCY MANAGEMENT AGENCY**

MISSOURI MILITARY FAMILY RELIEF PROGRAM

Families of persons who are members of the Missouri National Guard or Missouri residents who are members of the reserve forces of the United States and have been called to active duty as a result of the terrorist attacks of September 11, 2001 are eligible for grants through this program. This program is funded from donations and contributions designated on Missouri income tax returns.

Fiscal Year 2021 Governor's Recommendations

Continue funding at the current level.

CONTRACT SERVICES

This section provides funding for contractual agreements between the federal and state governments.

Fiscal Year 2021 Governor's Recommendations

- \$131,823 for pay plan, including \$4,652 general revenue.
- \$186,422 for the remaining pay periods of the Fiscal Year 2020 approved pay plan, including \$6,763 general revenue.
- \$62,664 for the remaining pay periods of the Fiscal Year 2020 approved pay plan associated with the recently completed compensation study to move to market-based minimums, including \$890 general revenue.
- \$899 federal funds reallocated from the Office of the Director for mileage reimbursement costs.

OFFICE OF AIR SEARCH AND RESCUE

The Office of Air Search and Rescue provides emergency services utilizing the efforts of professionally trained pilots, communications specialists, and emergency support personnel. The office works in cooperation with state and federal agencies, the Civil Air Patrol, and public and private hospitals to provide emergency services, rescue operations, mercy missions, aerial observations, and emergency communications to anyone in immediate need of these specialized services.

Fiscal Year 2021 Governor's Recommendations

- (\$31,243) core reduction from the Fiscal Year 2020 appropriation level.

**DEPARTMENT OF PUBLIC SAFETY
ADJUTANT GENERAL AND
STATE EMERGENCY MANAGEMENT AGENCY**

STATE EMERGENCY MANAGEMENT AGENCY

The State Emergency Management Agency (SEMA) develops policies and procedures that help protect citizens in times of disaster. The agency is charged with the task of preparing and periodically updating plans to manage and control the state's resources in emergency situations. Once disaster strikes, the agency administers federal assistance to disaster areas, and coordinates efforts to aid individuals, protect property, and restore essential utilities and structures. A state emergency operations center is maintained to serve as the control center for state government should emergency situations arise.

The Center for Emergency Response and Terrorism (CERT) is responsible for coordinating regional and state preparedness for public health emergencies and natural disasters, including chemical, biological, radiological, and nuclear terrorism. Through partnerships with local public health agencies, healthcare organizations, local government agencies, first responders, and other public and private partners, the center works to assure that systems and programs are in place to protect the health of Missourians during a public health emergency.

Fiscal Year 2021 Governor's Recommendations

- \$4,000,000 for non-federal levee rehabilitation.
- \$800,000 for hazard mitigation assistance, including \$200,000 general revenue.
- \$400,000 federal funds to support emergency medical field operations during disasters.
- \$56,357 for pay plan, including \$15,604 general revenue.
- \$78,647 for remaining pay periods of the Fiscal Year 2020 approved pay plan, including \$19,637 general revenue.
- \$34,436 for the remaining pay periods of the Fiscal Year 2020 approved pay plan associated with the recently completed compensation study to move to market-based minimums, including \$11,741 general revenue.
- \$1,337 reallocated from the Office of the Director for mileage reimbursement costs, including \$58 general revenue.
- (\$6,000,000) core reduction for one-time expenditures.
- (\$200,000) core reduction from the Fiscal Year 2020 appropriation level.



Missouri Department of Corrections

[The Missouri Department of Corrections](#) works to improve lives for a safer Missouri. Throughout the state, the department employs Missourians in over 10,800 positions. The department manages and supervises 27,500 people in 20 correctional centers as well as over 62,000 on probation or parole.

Divisions and Units

Office of the Director functions as the central administrative unit of the Missouri Department of Corrections. The office oversees the department's four main divisions as well as special units.

Division of Human Services recruits, trains and supports a professional and diverse workforce and cultivates a workplace in which safety and wellness are practiced as part of the job.

Division of Adult Institutions manages the state's 20 correctional centers using an inmate classification system to enhance safety and security for all staff, offenders and visitors.

Division of Rehabilitative Services develops programs for offenders that address medical and mental health issues, education and workforce development, vocational training, and treatment for substance use disorders.

Division of Probation and Parole supervises felony offenders ordered to probation by the courts or released by the Parole Board from confinement in adult institutions by means of parole or conditional release.

Improving Lives for Safer Communities

The Department of Corrections fosters rehabilitation, treatment, education and job training to equip offenders with the skills they need to contribute to the state's communities, inside and outside the department's walls. About 96 percent of people who enter the prison system ultimately are released into Missouri cities and towns. The Department of Corrections wants to make sure they're good neighbors. The department helps justice-involved Missourians give back. They cultivate restorative justice gardens yielding more than 130 tons of fresh produce annually for donation to community food banks statewide. They help terminally ill peers as hospice volunteers. They produce large-print, audio and Braille materials for visually impaired Missourians and weighted blankets and quilts for people with autism or Alzheimer's. They also have trained nearly 6,000 of the state's shelter dogs for adoption by Missouri families and veterans.

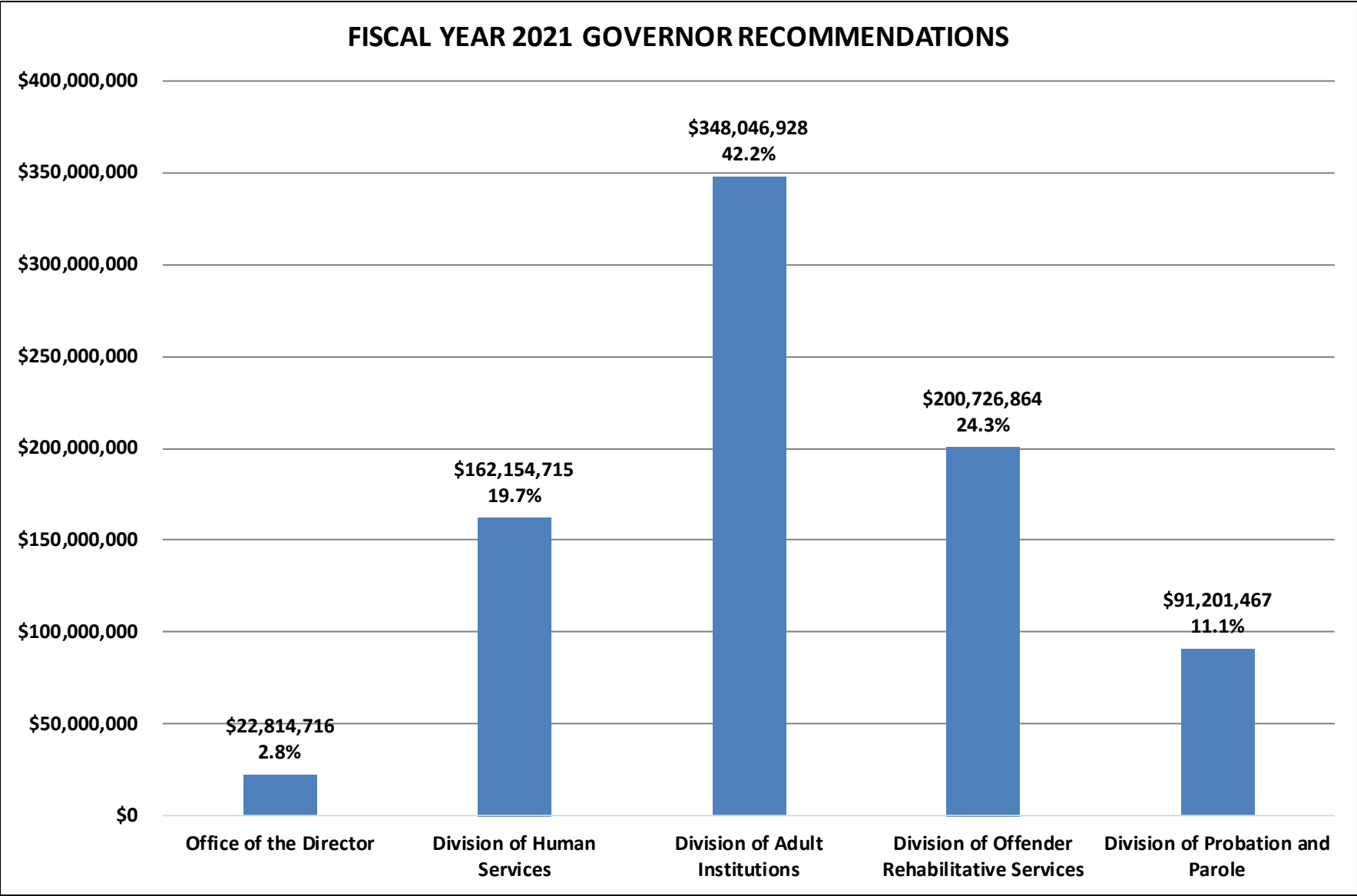
Each month more than 5,000 offenders in Department of Correction's facilities take academic classes. Their pass rates on the high school equivalency test and the National Career Readiness Certificate program exceed 93 percent. Annually, offenders earn more than 1,550 professional certificates. About 1,400 are trained in self-sustaining Missouri Vocational Enterprises factories, and more than 2,000 enroll in career and technical programs.

While supervising Missourians on probation or parole, the Department of Corrections partners with scores of community groups to address employment, housing, health and treatment needs. The department works with more than 160 Missouri employers on job placement, a collaboration that gives businesses the trained and certified workers they need, gives offenders' families income and stability, and gives the people of the state safer communities.

DEPARTMENT OF CORRECTIONS

FINANCIAL SUMMARY

	FY 2019 EXPENDITURE	FY 2020 APPROPRIATION	FY 2021 REQUEST	FY 2021 GOVERNOR RECOMMENDS
Office of the Director	\$ 11,902,182	\$ 23,094,703	\$ 21,688,743	\$ 22,814,716
Division of Human Services	121,466,226	130,094,663	139,913,431	162,154,715
Division of Adult Institutions	317,512,807	336,940,347	347,166,458	348,046,928
Division of Offender Rehabilitative Services	189,031,494	202,274,286	206,374,376	200,726,864
Division of Probation and Parole	83,414,237	88,901,640	90,244,537	91,201,467
State Legal Expense Fund Transfer	1,088,873	1	1	1
DEPARTMENTAL TOTAL	\$ 724,415,819	\$ 781,305,640	\$ 805,387,546	\$ 824,944,691
General Revenue Fund	660,345,667	694,653,958	717,931,221	739,158,926
Federal Funds	2,112,650	4,817,868	4,886,111	4,917,328
Volkswagen Environmental Mitigation Trust Proceeds Fund	934,084	1,000,000	1,000,000	1,000,000
Inmate Canteen Fund	28,988,689	41,099,174	41,310,095	41,354,426
Working Capital Revolving Fund	24,089,737	30,774,393	31,083,922	29,336,213
Inmate Fund	7,224,584	7,963,076	8,273,847	8,275,080
Crime Victims' Compensation Fund	26,211	32,171	37,350	37,718
Inmate Incarceration Reimbursement Act Revolving Fund	655,979	750,000	750,000	750,000
Correctional Substance Abuse Earnings Fund	20,388	140,000	40,000	40,000
State Institutions Gift Trust Fund	17,830	75,000	75,000	75,000
Total Full-time Equivalent Employees	11,024.72	10,807.73	10,810.73	10,679.73
General Revenue Fund	10,799.67	10,443.85	10,446.85	10,306.85
Federal Funds	36.55	43.00	43.00	43.00
Other Funds	188.50	320.88	320.88	329.88



**DEPARTMENT OF CORRECTIONS
OFFICE OF THE DIRECTOR**

FINANCIAL SUMMARY

	FY 2019 EXPENDITURE	FY 2020 APPROPRIATION	FY 2021 GOVERNOR RECOMMENDS
Office of the Director (Staff)	\$ 2,506,219	\$ 4,356,492	\$ 5,762,539
Office of Professional Standards	2,184,156	2,602,639	2,665,258
Federal and Other Programs	2,059,456	4,790,372	4,851,695
Restitution Payments	73,000	75,278	37,595
Population Growth Pool	3,491,815	3,158,861	1,386,568
Justice Reinvestment	0	6,000,000	6,000,000
Kansas City Reentry Program	170,912	178,000	178,000
Reentry, Rehabilitation, and Recidivism Initiatives	1,416,624	1,933,061	1,933,061
TOTAL	\$ 11,902,182	\$ 23,094,703	\$ 22,814,716
General Revenue Fund	8,998,929	17,996,564	17,614,125
Federal Funds	2,112,650	4,786,488	4,853,940
Other Funds	790,603	311,651	346,651
Total Full-time Equivalent Employees	122.81	181.50	187.50

The Director of the Department of Corrections formulates policies and procedures to effectively and efficiently improve public safety. To this end, the Office of the Director administers and coordinates the department's four divisions: Human Services, Adult Institutions, Offender Rehabilitative Services, and Probation and Parole. Contained within the Office of the Director is the Director, Deputy Director, the Budget and Finance Unit, the Research, Planning and Process Improvement Unit, Victim Services Unit, Reentry/Women's Offender Program Unit, Office of Professional Standards, Office of the General Counsel, Public Information Office, and Legislative Affairs Office.

Fiscal Year 2021 Governor's Recommendations

- \$1,015,710 for performance incentives for high-achieving department employees, including \$981,520 general revenue.
- \$4,635 Crime Victims' Compensation Fund for victim services.
- \$96,009 for pay plan, including \$70,005 general revenue.
- \$14,763 for pay plan to move to market-based minimums.
- \$134,417 for the remaining pay periods of the Fiscal Year 2020 approved pay plan, including \$96,635 general revenue.
- \$345,073 and six staff reallocated from various divisions.
- (\$1,776,760) core reduction from the Fiscal Year 2020 appropriation level associated with the consolidation of institutions.
- (\$76,151) reallocated to various divisions for mileage reimbursement costs, including (\$75,992) general revenue.
- (\$37,683) core reduction from the Fiscal Year 2020 appropriation level.

**DEPARTMENT OF CORRECTIONS
DIVISION OF HUMAN SERVICES**

FINANCIAL SUMMARY

	FY 2019 EXPENDITURE	FY 2020 APPROPRIATION	FY 2021 GOVERNOR RECOMMENDS
General Services	\$ 411,117	\$ 411,834	\$ 414,882
Fuel and Utilities	29,384,304	28,399,517	28,306,972
Telecommunications	2,455,529	1,860,529	2,019,327
Food Purchases	29,920,685	31,183,488	31,183,488
Human Services (Staff)	8,496,428	7,596,180	8,154,266
Staff Training	914,809	674,909	675,005
Employee Health and Safety	562,391	580,135	581,323
Overtime	5,990,773	6,268,687	6,480,863
Retention Pay	0	9,038,436	18,257,641
Costs in Criminal Cases	43,330,190	44,080,948	66,080,948
TOTAL	\$ 121,466,226	\$ 130,094,663	\$ 162,154,715
General Revenue Fund	120,056,132	128,378,637	160,041,461
Federal Funds	0	31,380	63,388
Other Funds	1,410,094	1,684,646	2,049,866
Total Full-time Equivalent Employees	409.60	192.02	199.02

The Division of Human Services consists of the Office of Personnel, which is responsible for all personnel issues such as monthly payroll, benefit counseling and enrollment, recruitment and retention, timekeeping and personnel records; the Staff Training Office, which provides pre-service and in-service staff training; the Employee Health, Wellness, and Safety Section, which promotes staff safety and the control of the spread of infectious diseases; the Procedures and Forms Management Unit; and the General Services Section which includes food service, construction, and facilities repair and maintenance.

Fiscal Year 2021 Governor's Recommendations

- \$22,000,000 for county jail reimbursements.
- \$158,798 to support telecommunications operations.
- \$100,000 other funds for department overtime.
- \$324,461 for pay plan, including \$317,652 general revenue.
- \$53,874 for pay plan to move to market-based minimums.
- \$9,038,436 for the remaining pay periods of the Fiscal Year 2020 approved retention pay plan, including \$8,748,017 general revenue.
- \$164,737 for the remaining pay periods of the Fiscal Year 2020 approved pay plan.
- \$331,231 and seven staff reallocated from various divisions.
- \$1,474 reallocated from the Office of the Director for mileage reimbursement costs.
- (\$92,545) core reduction from the Fiscal Year 2020 appropriation level associated with the consolidation of institutions.
- (\$20,414) transferred to the statewide leasing budget.

**DEPARTMENT OF CORRECTIONS
DIVISION OF ADULT INSTITUTIONS**

FINANCIAL SUMMARY

	FY 2019 EXPENDITURE	FY 2020 APPROPRIATION	FY 2021 GOVERNOR RECOMMENDS
Central Office	\$ 2,408,587	\$ 3,093,618	\$ 3,501,736
Wage and Discharge Costs	2,934,870	3,259,031	3,259,031
Institutional E&E Pool	24,950,129	25,356,561	31,488,264
Jefferson City Correctional Center	16,475,038	18,370,335	18,922,010
Women's Eastern Reception, Diagnostic and Correctional Center	13,783,301	14,812,218	15,309,157
Ozark Correctional Center	5,526,467	5,984,195	6,229,226
Moberly Correctional Center	13,045,186	13,805,767	14,273,034
Algoa Correctional Center	10,614,155	11,439,086	10,596,506
Missouri Eastern Correctional Center	10,347,723	11,505,029	11,884,412
Chillicothe Correctional Center	14,456,758	15,193,931	15,336,240
Boonville Correctional Center	10,037,096	10,678,044	9,954,942
Farmington Correctional Center	19,553,616	20,621,181	20,706,324
Western Missouri Correctional Center	13,962,619	16,634,509	17,170,763
Potosi Correctional Center	10,886,845	11,839,845	12,287,011
Fulton Reception and Diagnostic Center	13,896,483	14,750,834	15,240,013
Tipton Correctional Center	9,815,673	11,055,841	10,170,702
Western Reception, Diagnostic and Correctional Center	15,855,299	17,391,386	17,934,639
Maryville Treatment Center	5,956,689	6,388,526	6,646,991
Crossroads Correctional Center	9,996,676	318,219	464,062
Northeast Correctional Center	14,703,627	18,034,359	18,516,168
Eastern Reception, Diagnostic and Correctional Center	19,123,420	20,602,321	21,254,578
South Central Correctional Center	13,633,286	14,206,433	14,690,740
Southeast Correctional Center	13,442,850	13,971,868	14,444,846
Kansas City Reentry Center	3,684,099	3,813,835	3,952,158
Canteen Operations	28,422,315	33,813,375	33,813,375
TOTAL	\$ 317,512,807	\$ 336,940,347	\$ 348,046,928
General Revenue Fund	287,590,034	297,493,755	308,260,034
Other Funds	29,922,773	39,446,592	39,786,894
Total Full-time Equivalent Employees	8,036.48	7,891.69	7,752.69

The Division of Adult Institutions operates 20 adult correctional facilities which are responsible for ensuring offenders sentenced to the department's custody are confined in a safe, secure, and humane manner and have access to programs and services to assist them in becoming productive citizens. The division also operates the Central Transfer Authority, the Central Transportation Unit, the Offender Grievance Unit, and the Security Intelligence Unit.

Fiscal Year 2021 Governor's Recommendations

- \$3,023,449 for institutional camera and radio replacement.
- \$1,542,349 for institutional preventative maintenance funding.
- \$989,577 for vehicles for the Division of Probation and Parole to allow supervision of offenders in the community.
- \$627,687 for replacement vehicles.
- \$360,000 for Corrections Emergency Response Team stipends.
- \$254,059 Working Capital Revolving Fund and eight staff to continue certain positions previously funded by general revenue.
- \$105,976 and three staff to maintain Crossroads Correctional Center, including \$73,749 general revenue.
- \$2,765,886 for pay plan, including \$2,743,873 general revenue.
- \$1,973,310 for pay plan to move to market-based minimums.
- \$4,039,160 for the remaining pay periods of the Fiscal Year 2020 approved pay plan, including \$4,007,157 general revenue.
- \$2,827 reallocated from the Office of the Director for mileage reimbursement costs.
- (\$4,007,555) and (139) staff core reduction from the Fiscal Year 2020 appropriation level associated with resource and facility repurposing.
- (\$570,144) and (11) staff reallocated to various divisions.

DEPARTMENT OF CORRECTIONS
DIVISION OF ADULT INSTITUTIONS

Missouri Prison Capacity Planned for Fiscal Year 2021

<u>Male Facilities</u>	<u>Permanent Capacity</u>
Algoa Correctional Center	1,088
Boonville Correctional Center	872
Cremer Treatment Center	180
Eastern Reception, Diagnostic and Correctional Center	2,961
Farmington Correctional Center	2,125
Fulton Reception and Diagnostic Center	1,254
Jefferson City Correctional Center	1,872
Kansas City Reentry Center	376
Moberly Correctional Center	1,800
Missouri Eastern Correctional Center	1,074
Maryville Treatment Center	597
Northeast Correctional Center	1,962
Ozark Correctional Center	752
Potosi Correctional Center	860
South Central Correctional Center	1,596
Southeast Correctional Center	1,592
Tipton Correctional Center	978
Western Missouri Correctional Center	1,800
Western Reception, Diagnostic and Correctional Center	1,919
Total Male Permanent Capacity	25,658
<u>Female Facilities</u>	<u>Permanent Capacity</u>
Chillicothe Correctional Center	1,592
Women's Eastern Reception, Diagnostic and Correctional Center	1,464
Total Female Permanent Capacity	3,056
Total Permanent Capacity	28,714

**DEPARTMENT OF CORRECTIONS
DIVISION OF OFFENDER REHABILITATIVE SERVICES**

FINANCIAL SUMMARY

	FY 2019 EXPENDITURE	FY 2020 APPROPRIATION	FY 2021 GOVERNOR RECOMMENDS
Offender Rehabilitative Services (Staff)	\$ 1,201,785	\$ 1,450,427	\$ 1,490,902
Medical Services	148,463,628	152,792,694	152,792,694
Medical Equipment	994,707	299,087	299,087
Substance Use and Recovery Services	8,278,798	8,772,163	8,899,531
Drug Testing - Toxicology	500,324	517,125	517,135
Education Services	6,862,711	9,841,448	10,104,269
Vocational Enterprises	22,729,541	28,601,342	26,623,246
TOTAL	\$ 189,031,494	\$ 202,274,286	\$ 200,726,864
General Revenue Fund	166,281,565	169,590,032	170,057,291
Other Funds	22,749,929	32,684,254	30,669,573
Total Full-time Equivalent Employees	474.53	541.03	540.03

The Division of Offender Rehabilitative Services provides offenders with rehabilitative, educational, and treatment programs. These programs include reception and diagnostic center assessment; adult education; library services; substance use treatment; offender physical and mental healthcare; offender and staff drug testing; sexual offender assessment and treatment; and work-based education, including Missouri Vocational Enterprises employment. Through these programs, the offender's ability to comply with societal expectations improves and recidivism falls.

Fiscal Year 2021 Governor's Recommendations

- \$117,900 for substance use treatment services.
- \$206,730 for pay plan, including \$115,353 general revenue.
- \$163,531 for pay plan to move to market-based minimums, including \$99,917 general revenue.
- \$299,166 for the remaining pay periods of the Fiscal Year 2020 approved pay plan, including \$168,997 general revenue.
- \$251 reallocated from the Office of the Director for mileage reimbursement costs, including \$92 general revenue.
- (\$2,200,000) Working Capital Revolving Fund core reduction from the Fiscal Year 2020 appropriation level.
- (\$100,000) Correctional Substance Abuse Earnings Fund core reduction for one-time expenditures.
- (\$35,000) and (one) staff reallocated to the Division of Human Services.

**DEPARTMENT OF CORRECTIONS
DIVISION OF PROBATION AND PAROLE**

FINANCIAL SUMMARY

	FY 2019 EXPENDITURE	FY 2020 APPROPRIATION	FY 2021 GOVERNOR RECOMMENDS
Probation and Parole (Staff)	\$ 68,870,733	\$ 73,056,739	\$ 72,974,920
St. Louis Community Release Center	4,173,491	4,556,021	4,674,759
Community Supervision Centers	4,687,796	4,875,613	5,022,689
Parole Board Operations	0	0	1,788,186
Community-Based Corrections Programs	5,682,217	6,413,267	6,740,913
TOTAL	\$ 83,414,237	\$ 88,901,640	\$ 91,201,467
General Revenue Fund	76,330,134	81,194,969	83,186,014
Other Funds	7,084,103	7,706,671	8,015,453
Total Full-time Equivalent Employees	1,981.30	2,001.49	2,000.49

The Division of Probation and Parole provides a full range of supervision strategies to manage offenders on probation, parole and conditional release supervision. These strategies combine appropriate structure, control, treatment, and intervention to address the risk and needs of offenders in the community. In addition to supervision of offenders, staff provide assessments and investigations for the Courts, Parole Board, and other states. These assessments and investigations assist judges and the Parole Board in making informed and appropriate decisions. Through professional assessment and supervision, the division identifies and delivers necessary services to a complex offender population. The division also manages incarceration alternatives including electronic monitoring programs, intensive supervision programs, contracted residential facilities, one community release center, and six community supervision centers. The division also includes the seven-member Parole Board.

Fiscal Year 2021 Governor's Recommendations

- \$319,786 for probation officer safety equipment.
- \$308,782 Inmate Fund for residential treatment facilities.
- \$783,573 for pay plan
- \$244,956 for pay plan to move to market-based minimums.
- \$1,151,825 for the remaining pay periods of the Fiscal Year 2020 approved pay plan.
- \$71,599 reallocated from the Office of the Director for mileage reimbursement costs.
- (\$509,534) core reduction for one-time expenditures.
- (\$71,160) and (one) staff reallocated to various divisions.

Department of Mental Health



The Department of Mental Health (DMH) annually serves more than 170,000 Missourians with mental illness, developmental disabilities, and substance use disorders. It is a safety net for the state's most vulnerable citizens and their families. The department's primary populations include:

- **Adults with serious mental illness and children with severe emotional disorders;**
- **Individuals with developmental disabilities;**
- **Individuals with severe substance use disorders.**

Community-based contract providers serve more than 95% of these individuals. Over 60% are Medicaid eligible.

MENTAL HEALTH COMMISSION

The seven-member Mental Health Commission appoints the DMH director with Senate confirmation. Commissioners serve as the principal policy advisers to the department director. The Governor, with Senate confirmation, appoints commissioners to terms of varying length. Commission member positions must include individuals who represent Missourians with mental illness, developmental disabilities, and substance use disorders, and who have expertise in general business matters.

DMH MISSION

Prevention: Reduce the prevalence of mental disorders, developmental disabilities, and substance use disorders.

Treatment and Habilitation: Operate, fund, and license or certify modern treatment and habilitation programs provided in the least restrictive environment.

Improve Public Understanding: Improve public understanding and attitudes toward individuals with mental illness, developmental disabilities, and substance use disorders.

DMH DIVISIONS

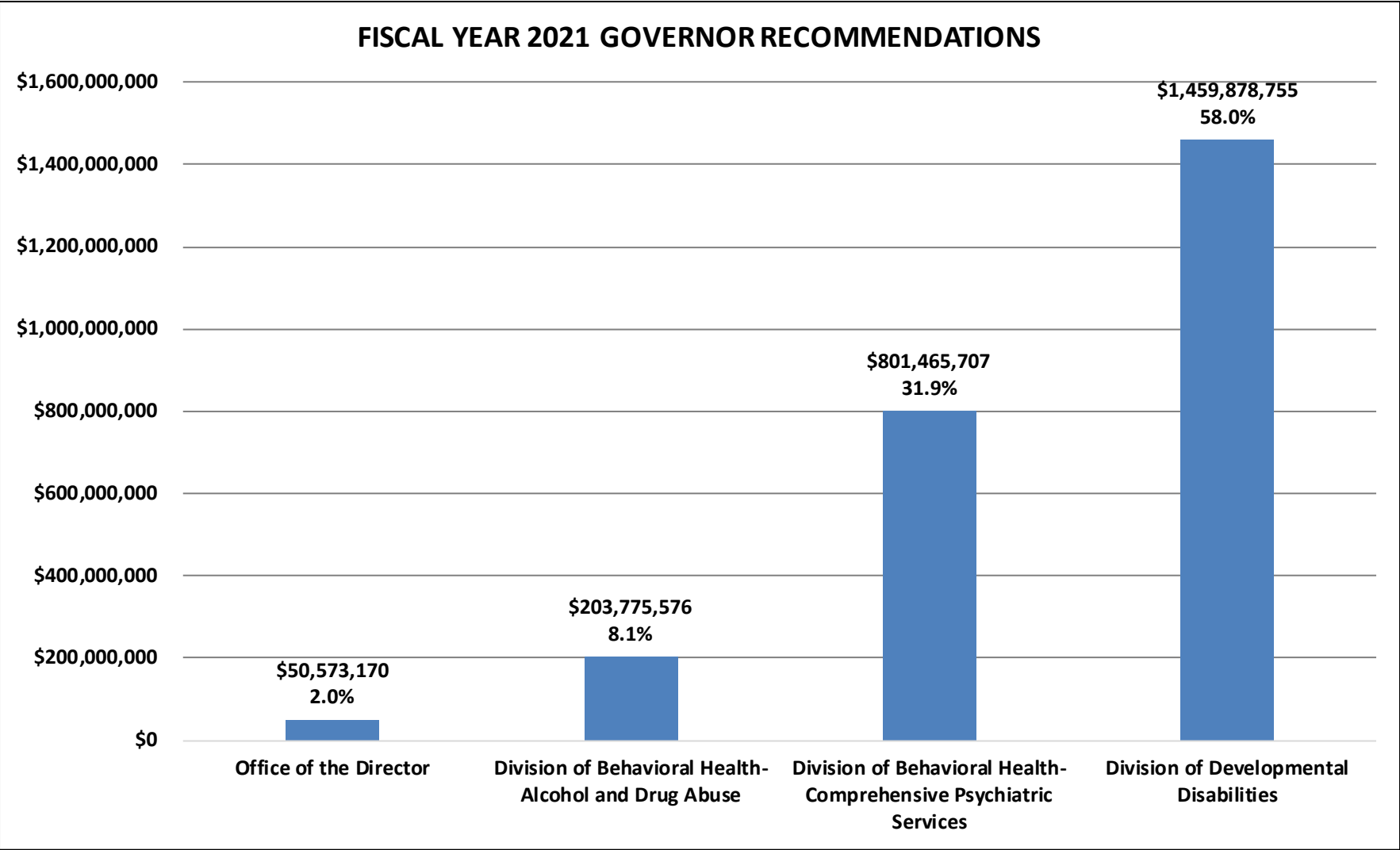
- **Division of Behavioral Health (DBH)** *(formerly the divisions of Alcohol and Drug Abuse and Comprehensive Psychiatric Services)*
- **Division of Developmental Disabilities (DD)**
- **Division of Administrative Services**

DEPARTMENT OF MENTAL HEALTH

FINANCIAL SUMMARY

	FY 2019 EXPENDITURE	FY 2020 APPROPRIATION	FY 2021 REQUEST	FY 2021 GOVERNOR RECOMMENDS
Office of the Director	\$ 46,834,612	\$ 51,834,450	\$ 50,712,909	\$ 50,573,170
Division of Behavioral Health-Alcohol and Drug Abuse	158,261,757	202,033,373	207,708,575	203,775,576
Division of Behavioral Health-Comprehensive Psychiatric Services	667,104,389	893,810,711	815,389,291	801,465,707
Division of Developmental Disabilities	1,163,810,820	1,315,472,773	1,454,725,548	1,459,878,755
State Legal Expense Fund Transfer	0	1	1	1
DEPARTMENTAL TOTAL	\$ 2,036,011,578	\$ 2,463,151,308 *	\$ 2,528,536,324	\$ 2,515,693,209
General Revenue Fund	811,249,900	913,192,053	982,172,525	987,533,474
Federal Funds	1,191,444,298	1,503,219,599	1,501,610,832	1,483,412,278
Mental Health Intergovernmental Transfer Fund	5,952,566	6,600,000	6,600,000	6,600,000
Compulsive Gamblers Fund	121,583	153,606	153,606	153,606
Health Initiatives Fund	6,355,499	6,346,103	6,349,989	6,334,886
Mental Health Earnings Fund	5,492,731	8,908,989	8,911,473	8,916,446
Habilitation Center Room and Board Fund	2,547,271	3,416,171	3,416,233	3,416,130
Inmate Fund	3,073,779	3,513,779	3,513,779	3,513,779
Healthy Families Trust Fund	2,168,927	0	0	0
Mental Health Trust Fund	834,591	2,390,459	2,397,338	2,402,061
DMH Local Tax Matching Fund	6,767,676	15,410,549	13,410,549	13,410,549
Developmental Disabilities Waiting List Equity Trust Fund	2,757	0	0	0
Total Full-time Equivalent Employees	7,114.45	7,234.27	7,242.07	7,233.30
General Revenue Fund	5,085.60	4,918.53	4,927.13	4,904.88
Federal Funds	2,002.19	2,292.44	2,294.44	2,307.92
Other Funds	26.66	23.30	20.50	20.50

* Does not include \$6,875,351 recommended in the Fiscal Year 2020 Supplemental Appropriations. See the Supplemental section of the Missouri Budget for details regarding the Department of Mental Health supplemental appropriations.



**DEPARTMENT OF MENTAL HEALTH
OFFICE OF THE DIRECTOR**

FINANCIAL SUMMARY

	FY 2019 EXPENDITURE	FY 2020 APPROPRIATION	FY 2021 GOVERNOR RECOMMENDS
Office of the Director			
TOTAL	\$ 46,834,612	\$ 51,834,450	\$ 50,573,170
General Revenue Fund	12,633,592	7,867,640	8,125,403
Federal Funds	27,367,933	34,801,207	33,442,421
Other Funds	6,833,087	9,165,603	9,005,346
Total Full-time Equivalent Employees	310.25	138.14	138.37

The Office of the Director sets the direction for the Department of Mental Health under the advice of the seven-member Mental Health Commission appointed by the Governor. The Office of the Deputy Director is charged with internal audits, quality improvement, and deaf services. The Office of Public Affairs/Legislative Liaison disseminates information about mental health programs and reviews state and federal legislation. The Division of Administrative Services provides management and fiscal support to the department.

Fiscal Year 2021 Governor's Recommendations

- \$704,241 for performance incentives for high-achieving department employees, including \$511,090 general revenue.
- \$27,500 federal funds and .5 staff for behavioral health services for Missourians affected by the recent severe weather and flooding.
- \$84,536 for pay plan, including \$65,617 general revenue.
- \$128,632 for the remaining pay periods of the Fiscal Year 2020 approved pay plan, including \$95,589 general revenue.
- \$10,383 for the remaining pay periods of the Fiscal Year 2020 approved pay plan associated with the recently completed compensation study to move to market-based minimums, including \$8,863 general revenue.
- (\$1,296,461) reallocated to the Division of Behavioral Health - Comprehensive Psychiatric Services, including (\$390,235) general revenue.
- (\$865,493) and (.27) staff core reduction from the Fiscal Year 2020 appropriation level, including (\$11,198) general revenue.
- (\$54,618) reallocated to various divisions for mileage reimbursement costs, including (\$21,963) general revenue.

**DEPARTMENT OF MENTAL HEALTH
DIVISION OF BEHAVIORAL HEALTH - ALCOHOL AND DRUG ABUSE**

FINANCIAL SUMMARY

	FY 2019 EXPENDITURE	FY 2020 APPROPRIATION	FY 2021 GOVERNOR RECOMMENDS
Division of Behavioral Health-Alcohol and Drug Abuse			
TOTAL	\$ 158,261,757	\$ 202,033,373	\$ 203,775,576
General Revenue Fund	47,517,463	56,115,656	61,370,970
Federal Funds	93,921,493	127,945,101	124,443,207
Other Funds	16,822,801	17,972,616	17,961,399
Total Full-time Equivalent Employees	55.01	61.70	61.70

The Division of Behavioral Health supports alcohol and drug misuse prevention, treatment, and recovery services for individuals and families struggling with substance use disorders. Services are delivered through contracts with community-based agencies across the state. Treatment services include detoxification, outpatient treatment, and residential support when necessary. There are treatment programs that serve the general population and provide specialized programs for women with dependent children, adolescents, and individuals needing specialized treatment for opioid use disorders. Individuals prioritized for services include pregnant women, intravenous drug users, and high-risk referrals from the Department of Corrections. Evidence-based substance use prevention programs focus on reducing underage drinking and delaying the first use of drugs among children.

Administrative responsibilities include fiscal oversight, service monitoring, claims processing, technical assistance, training, establishing standards, conducting research, disseminating public information, and authorizing services. Missouri's treatment, prevention, and recovery services receive a significant amount of federal financial support from the Substance Abuse Prevention and Treatment Block Grant funded through the federal Substance Abuse and Mental Health Services Administration.

Fiscal Year 2021 Governor's Recommendations

- \$5,000,000 for continued medication-assisted treatment for individuals with substance use disorders.
- \$796,921 federal funds to reduce opioid overdose deaths and increase the number of overdose survivors accessing treatment and recovery services.
- \$311,695 to address the change in the Medicaid federal participation percentage.
- \$252,519 for increased medication costs due to inflation.
- \$35,299 for pay plan, including \$32,450 general revenue.
- \$51,965 for the remaining pay periods of the Fiscal Year 2020 approved pay plan, including \$47,814 general revenue.
- \$1,733 for the remaining pay periods of the Fiscal Year 2020 approved pay plan associated with the recently completed compensation study to move to market-based minimums.
- \$13,134 reallocated from the Office of the Director for mileage reimbursement costs, including \$779 general revenue.
- (\$4,721,063) core reduction from the Fiscal Year 2020 appropriation level, including (\$391,676) general revenue.

**DEPARTMENT OF MENTAL HEALTH
DIVISION OF BEHAVIORAL HEALTH - COMPREHENSIVE PSYCHIATRIC SERVICES**

FINANCIAL SUMMARY

	FY 2019 EXPENDITURE	FY 2020 APPROPRIATION	FY 2021 GOVERNOR RECOMMENDS
Division of Behavioral Health-Comprehensive Psychiatric Services			
TOTAL	\$ 667,104,389	\$ 893,810,711	\$ 801,465,707
General Revenue Fund	355,197,727	400,715,024	411,358,423
Federal Funds	309,195,449	488,814,815	385,647,240
Other Funds	2,711,213	4,280,872	4,460,044
Total Full-time Equivalent Employees	3,738.53	3,830.64	3,834.44

The Division of Behavioral Health is charged with delivering psychiatric services to individuals with mental illness throughout the State of Missouri. Services are targeted primarily to persons with severe and persistent mental illness, children and youth with serious emotional disturbances, and people with mental illness who have been involved in the criminal justice system. Priorities within these target groups are individuals in crisis, people who are homeless, those recently discharged from inpatient care, individuals with complex medical conditions, and individuals on probation or parole.

Each of Missouri's 25 service areas has a community mental health center that is designated as the division's administrative agent and provides psychiatric services to individuals that meet admission criteria. These administrative agents have historically served as the primary entry and exit points for state-funded mental health services. The agents are responsible for providing services to both adults and children in their designated areas and for providing follow-up services to individuals released from state-operated inpatient hospitals.

The division operates six adult inpatient facilities that primarily serve individuals committed by the criminal courts and operates one children's psychiatric hospital, the only one of its kind in the state. It also operates a secure inpatient program for sexually violent predators committed to state custody by the courts.

Fiscal Year 2021 Governor's Recommendations

- \$6,121,523 for anticipated utilization increases, including \$2,134,391 general revenue.
- \$2,560,029 for Quality Incentive Payments for qualifying Certified Community Behavioral Health Clinics, including \$892,606 general revenue.
- \$1,815,520 to address the change in the Medicaid federal participation percentage.
- \$989,003 federal funds for improved support services for adolescents and young adults with, or at risk of, serious mental health conditions.
- \$834,127 to continue the rebasing of residential treatment provider rates from Fiscal Year 2020.
- \$777,764 for expansion of the Certified Community Behavioral Health Clinic program, including \$271,183 general revenue.
- \$750,000 federal funds for behavioral health services for Missourians affected by the recent severe weather and flooding.
- \$345,533 and 8.6 staff to fund the remaining two months for the 25-bed treatment unit at the Sex Offender Rehabilitation and Treatment Services Program at Fulton State Hospital.
- \$332,084 for increased costs of healthcare services in state-operated facilities.
- \$314,654 for increased medication costs due to inflation.
- \$76,112 for increased food costs at state institutions.
- \$1,589,061 for pay plan, including \$1,587,365 general revenue.
- \$2,310,391 for the remaining pay periods of the Fiscal Year 2020 approved pay plan, including \$2,307,923 general revenue.
- \$102,326 for the remaining pay periods of the Fiscal Year 2020 approved pay plan associated with the recently completed compensation study to move to market-based minimums.
- \$1,296,461 reallocated from the Office of the Director, including \$390,235 general revenue.
- \$13,261 reallocated from the Office of the Director for mileage reimbursement costs, including \$7,670 general revenue.
- (\$111,412,449) and (4.8) staff core reduction from the Fiscal Year 2020 appropriation level, including (\$596,929) general revenue.
- (\$1,160,404) core reduction for one-time expenditures, including (\$171,401) general revenue.

**DEPARTMENT OF MENTAL HEALTH
DIVISION OF DEVELOPMENTAL DISABILITIES**

FINANCIAL SUMMARY

	FY 2019 EXPENDITURE	FY 2020 APPROPRIATION	FY 2021 GOVERNOR RECOMMENDS
Division of Developmental Disabilities			
TOTAL	\$ 1,163,810,820	\$ 1,315,472,773	\$ 1,459,878,755
General Revenue Fund	395,901,118	448,493,732	506,678,677
Federal Funds	760,959,423	851,658,476	939,879,410
Other Funds	6,950,279	15,320,565	13,320,668
Total Full-time Equivalent Employees	3,010.66	3,203.79	3,198.79

The Division of Developmental Disabilities provides service coordination and support services to individuals with developmental and intellectual disabilities (ID/DD) which allow them to live as independently as possible and stay connected with their communities. The division provides these services through contracts with public and private agencies as well as with state-operated facilities. Through this provider network, the division provides residential services for individuals who need a support structure ranging from complex medical and behavior settings to independent living. The division also provides support services for individuals who live independently or with family and other services that provide training, address behavior issues, and provide therapies. Funding for these services is predominately matched by Medicaid through four Medicaid Waivers for the ID/DD population. The division also provides an array of supportive and diagnostic services for individuals with autism. Division regional offices are the entry point for all individuals applying for services. These offices determine eligibility, connect an individual with a service coordinator, provide quality oversight, manage the provider network, and approve service plans.

Fiscal Year 2021 Governor's Recommendations

- \$58,119,261 to standardize provider rates up to market-based cost, including \$20,264,443 general revenue.
- \$57,567,638 to provide critical community based services for individuals experiencing a crisis or emergency situation, to transition individuals from the Children's Division and nursing homes, and to prevent individuals from being added to the Medicaid-eligible in-home wait list, including \$19,987,614 general revenue.
- \$22,169,976 to eliminate the state's current waiting list for all individuals eligible for Medicaid, including \$7,730,004 general revenue.
- \$5,644,393 to address the change in the Medicaid federal participation percentage.
- \$4,139,166 for targeted market-based Home and Community Based Services provider rate adjustments, including \$1,463,121 general revenue.
- \$667,161 federal funds for grant projects of the Missouri Developmental Disabilities Council.
- \$528,405 for rebid of autism diagnostic services in the southeast region.
- \$518,603 and 11 staff for regional offices, including \$23,884 general revenue.
- \$447,175 federal funds and 18.19 staff to replace general revenue funding for the Northwest Community Services Optimistic Beginnings Program.
- \$111,974 for case management privatization in the central region, including \$38,967 general revenue.
- \$20,635 for increased food costs at state institutions.
- \$18,308 for increased costs of healthcare services in state-operated facilities.
- \$1,143,585 for pay plan, including \$1,139,184 general revenue.
- \$1,655,331 for the remaining pay periods of the Fiscal Year 2020 approved pay plan, including \$1,648,952 general revenue.
- \$710,105 for the remaining pay periods of the Fiscal Year 2020 approved pay plan associated with the recently completed compensation study to move to market-based minimums, including \$708,033 general revenue.
- \$28,223 reallocated from the Office of the Director for mileage reimbursement costs, including \$13,514 general revenue.
- (\$9,082,517) and (34.19) staff core reduction from the Fiscal Year 2020 appropriation level, including (\$1,043,072) general revenue.
- (\$1,440) transferred to the statewide leasing budget.



Missouri Department of Health and Senior Services

The Department of Health and Senior Services serves the citizens of Missouri by protecting health and keeping the people of Missouri safe.

Many factors influence health status including individual genetics and behaviors; social environment; physical environment; policies and interventions; and access to quality care and services. By providing information and education; effective regulation and oversight; and quality services and surveillance of diseases and conditions, the department seeks to address these factors and fulfill its vision of healthy Missourians for life.

Organization

The department is organized into four divisions: Administration, Community and Public Health, Senior and Disability Services, and Regulation and Licensure, and the department operates the State Public Health Laboratory.

The *Division of Community and Public Health (DCPH)* administers programs that impact the health and safety of Missourians and their communities. It is also the principal unit involved in the surveillance and investigation of the cause, origin, and method of transmission of communicable or infectious diseases and environmentally related medical conditions. DCPH joins other DHSS divisions to collaborate with various partners including local public health agencies, law enforcement, hospitals, and healthcare delivery personnel to execute regional and state planning for the good of citizens served by our public health system, including preparations for emergencies and disasters, whether naturally occurring or as a result of biological, chemical, or nuclear terrorism.

The *Division of Senior and Disability Services* investigates allegations of adult abuse and administers programs designed to maximize independence and safety for adults who are at risk of abuse, neglect, and financial exploitation or have long-term care needs that can be safely met in the community.

The *Division of Regulation and Licensure* ensures the quality of a variety of entities including child care facilities; hospitals and ambulatory surgical centers; home health and hospice providers; long-term care facilities including residential care; intermediate care and skilled nursing facilities; emergency medical services; pharmacies; and persons authorized to prescribe or dispense controlled substances. The Division is also responsible for development and implementation of the medical marijuana program in Missouri.

The *State Public Health Laboratory* is responsible for performing a number of tests including newborn screening tests, rabies tests, and tests to detect communicable and foodborne diseases. The lab also plays an important role in detecting disease outbreaks and is a vital link in quickly identifying a possible attack of bioterrorism or chemical terrorism in our state or nation.

Partners

Creating healthy communities takes partnership with a wide range of public and private partners at the local, state, and national levels. Government, businesses, schools, the health-care industry, and citizens all must work together to ensure that health is a priority and communities have the environment to support good health and quality of life.

Local Public Health Agencies work with policy makers, agencies, and the public to support and strengthen Missouri's public health system. The department's *Center for Local Public Health Services* administers contracts with local public health agencies for implementation of core public health functions such as restaurant inspections, disease detection and investigation, and providing health information to the community.

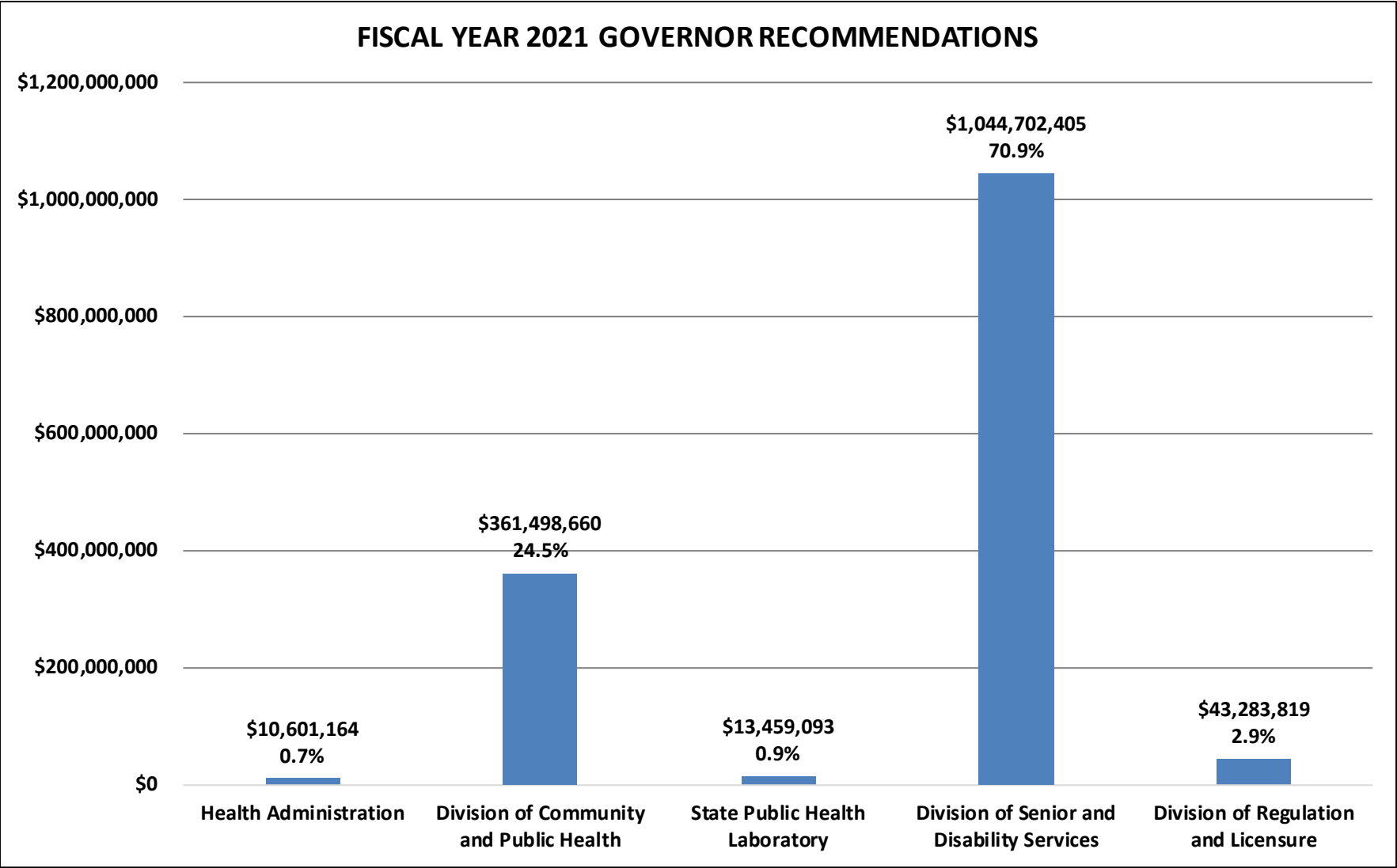
Area Agencies on Aging (AAAs) develop and administer programs to seniors age 60 and over who are of greatest social or economic need with special emphasis on serving low-income and minority seniors.

DEPARTMENT OF HEALTH AND SENIOR SERVICES

FINANCIAL SUMMARY

	FY 2019 EXPENDITURE	FY 2020 APPROPRIATION	FY 2021 REQUEST	FY 2021 GOVERNOR RECOMMENDS
Health Administration	\$ 6,424,543	\$ 10,339,129	\$ 10,342,005	\$ 10,601,164
Division of Community and Public Health	326,918,908	371,013,056	371,782,712	361,498,660
State Public Health Laboratory	10,395,307	13,440,790	13,903,870	13,459,093
Division of Senior and Disability Services	951,832,079	1,005,246,591	1,010,960,175	1,044,702,405
Division of Regulation and Licensure	26,170,549	42,635,135	43,116,923	43,283,819
State Legal Expense Fund Transfer	0	1	1	1
DEPARTMENTAL TOTAL	\$ 1,321,741,386	\$ 1,442,674,702 *	\$ 1,450,105,686	\$ 1,473,545,142
General Revenue Fund	369,106,899	387,356,890	391,119,210	410,124,615
Federal Funds	935,454,682	1,018,921,163	1,022,494,305	1,025,807,903
Nursing Facility Reimbursement Allowance Fund	544,278	725,000	725,000	725,000
Nursing Facility Quality of Care Fund	2,034,836	3,273,122	3,340,504	3,349,843
Federal Reimbursement Allowance Fund	0	0	0	500,000
Health Initiatives Fund	1,630,294	1,740,957	1,782,749	1,594,452
Health Access Incentive Fund	689,883	789,772	790,937	791,737
Missouri Public Health Services Fund	7,594,457	9,828,775	9,767,040	10,090,498
Insurance Dedicated Fund	500,000	500,000	500,000	500,000
Missouri Veterans Health and Care Fund	585,014	13,511,557	13,543,316	13,608,061
Hazardous Waste Fund	275,034	281,993	285,171	287,353
Safe Drinking Water Fund	391,125	473,641	473,641	473,641
Early Childhood Development, Education and Care Fund	270,449	0	0	0
Other Funds	2,664,435	5,271,832	5,283,813	5,692,039
Total Full-time Equivalent Employees	1,723.24	1,803.15	1,807.15	1,803.15
General Revenue Fund	626.32	649.08	653.08	649.08
Federal Funds	990.86	975.06	975.06	976.06
Other Funds	106.06	179.01	179.01	178.01

* Does not include \$4,368,860 recommended in the Fiscal Year 2020 Supplemental Appropriations. See the Supplemental section of the Missouri Budget for details regarding the Department of Health and Senior Services supplemental appropriations.



**DEPARTMENT OF HEALTH AND SENIOR SERVICES
HEALTH ADMINISTRATION**

FINANCIAL SUMMARY

	FY 2019 EXPENDITURE	FY 2020 APPROPRIATION	FY 2021 GOVERNOR RECOMMENDS
Health Administration			
TOTAL	\$ 6,424,543	\$ 10,339,129	\$ 10,601,164
General Revenue Fund	567,367	594,620	644,538
Federal Funds	5,300,973	8,366,202	8,565,331
Other Funds	556,203	1,378,307	1,391,295
Total Full-time Equivalent Employees	82.98	95.93	86.35

The Director's Office and the Division of Administration perform the coordination and control functions necessary to ensure efficient, cost-effective use of state resources for all Missouri public health and senior services programs. Responsibilities and services include budgeting, legislative review, accounting, expenditure control, purchasing, contract and grant administration, general office support, legal services, public affairs, strategic planning, and personnel management and training.

Fiscal Year 2021 Governor's Recommendations

- \$215,261 for performance incentives for high-achieving department employees, including \$70,897 general revenue.
- \$116,000 to create a deputy department director position, including \$29,000 general revenue.
- \$44,022 for pay plan, including \$4,906 general revenue.
- \$61,837 for the remaining pay periods of the Fiscal Year 2020 approved pay plan, including \$6,621 general revenue.
- \$26,931 for the remaining pay periods of the Fiscal Year 2020 approved pay plan associated with the recently completed compensation study to move to market-based minimums, including \$2,859 general revenue.
- (\$202,016) reallocated to various divisions for mileage reimbursement costs, including (\$64,365) general revenue.
- (9.58) staff reallocated to the Division of Senior and Disability Services.

**DEPARTMENT OF HEALTH AND SENIOR SERVICES
DIVISION OF COMMUNITY AND PUBLIC HEALTH**

FINANCIAL SUMMARY

	FY 2019 EXPENDITURE	FY 2020 APPROPRIATION	FY 2021 GOVERNOR RECOMMENDS
Division of Community and Public Health			
TOTAL	\$ 326,918,908	\$ 371,013,056	\$ 361,498,660
General Revenue Fund	26,112,741	28,026,805	27,188,121
Federal Funds	293,434,603	333,243,150	323,461,880
Other Funds	7,371,564	9,743,101	10,848,659
Total Full-time Equivalent Employees	567.49	595.44	578.07

The Division of Community and Public Health, in partnership with local public health agencies, is responsible for providing an effective and responsive public health system in Missouri in order to promote health, prevent disease, and protect all persons living in or traveling through the state. The division addresses this mission through a variety of actions, including monitoring and epidemiological services for environmentally-induced conditions and communicable and zoonotic diseases. Additionally, diagnostic and treatment services for tuberculosis, HIV/AIDS, and sexually transmitted diseases are provided in collaboration with local public health agencies and other clinical partners.

Public health functions include the collection, analysis, and dissemination of data that identify the current health status, emerging health problems, and the unmet health needs of Missourians. Issuance of birth and death certificate copies and maintenance of documentation of marriages and dissolutions are managed through the division. The health needs of women and minority populations in the state are addressed through the Section for Women's Health and the Office of Minority Health. The division reduces the risk of disease and illness in Missouri by implementing and assuring good sanitation and safety practices in commercial lodging establishments, on-site sewage systems, food establishments, and lead remediators. The division also administers programs for maternal, child, and family health including children with special healthcare needs, nutritional health, chronic disease prevention, health promotion, brain injury rehabilitation, genetic disorders, and community health improvement. Finally, the Office of Rural Health and Primary Care encourages nurses, doctors, and dentists to locate in medically underserved areas of the state.

Fiscal Year 2021 Governor's Recommendations

- \$500,000 Federal Reimbursement Allowance Fund for the statewide Poison Control Hotline.
- \$300,000 Missouri Public Health Services Fund for communicable disease outbreak response.
- \$300,000 Professional and Practical Nursing Student Loan and Nurse Loan Repayment Fund for education loan repayments for nurses serving in Health Professional Shortage Areas.
- \$100,000 Brain Injury Fund to serve MO HealthNet recipients with traumatic brain injuries.
- \$289,723 for pay plan, including \$67,979 general revenue.
- \$424,124 for the remaining pay periods of the Fiscal Year 2020 approved pay plan, including \$101,774 general revenue.
- \$168,559 for the remaining pay periods of the Fiscal Year 2020 approved pay plan associated with the recently completed compensation study to move to market-based minimums, including \$45,420 general revenue.
- \$38,883 reallocated from Health Administration for mileage reimbursement costs, including \$182 general revenue.
- (\$11,594,298) core reduction from the Fiscal Year 2020 appropriation level, including (\$1,012,652) general revenue.
- (\$41,387) core reduction for one-time expenditures.
- (17.37) staff reallocated to the Division of Senior and Disability Services.

**DEPARTMENT OF HEALTH AND SENIOR SERVICES
STATE PUBLIC HEALTH LABORATORY**

FINANCIAL SUMMARY

	FY 2019 EXPENDITURE	FY 2020 APPROPRIATION	FY 2021 GOVERNOR RECOMMENDS
State Public Health Laboratory			
TOTAL	\$ 10,395,307	\$ 13,440,790	\$ 13,459,093
General Revenue Fund	2,070,350	2,752,411	2,799,576
Federal Funds	2,564,455	2,826,289	2,853,026
Other Funds	5,760,502	7,862,090	7,806,491
Total Full-time Equivalent Employees	92.34	103.01	103.01

The State Public Health Laboratory (SPHL) provides a broad range of disease control and surveillance, preventive healthcare, emergency preparedness, all-hazards laboratory response, environmental monitoring, and laboratory improvement services. The SPHL operates specialty units in Jefferson City and Poplar Bluff, providing services to physicians, veterinarians, law enforcement, local and district public health personnel, hospitals, private laboratories, public health and other state agencies. The SPHL conducts testing in the fields of immunology, virology, microbiology, tuberculosis, chemistry, environmental bacteriology, advanced molecular detection, and newborn screening that allows medical practitioners to identify harmful conditions and provide appropriate treatment. The SPHL also conducts analyses of water and food to assure its safe use and implements quality standards for Missouri breath alcohol testing. The SPHL is the state reference laboratory, serving the department, local health agencies, and medical professionals and institutions throughout Missouri by confirming results or completing organism identification. The SPHL is the leader in the state for acquiring and implementing advanced technologies and methodologies to detect chemicals and newly emerging or re-emerging diseases of public health consequence.

Fiscal Year 2021 Governor's Recommendations

- \$47,425 for pay plan, including \$19,097 general revenue.
- \$68,828 for the remaining pay periods of the Fiscal Year 2020 approved pay plan, including \$27,736 general revenue.
- \$4,176 for the remaining pay periods of the Fiscal Year 2020 approved pay plan associated with the recently completed compensation study to move to market-based minimums, including \$1,677 general revenue.
- \$739 reallocated from Health Administration for mileage reimbursement costs, including \$490 general revenue.
- (\$102,865) core reduction for one-time expenditures, including (\$1,835) general revenue.

**DEPARTMENT OF HEALTH AND SENIOR SERVICES
DIVISION OF SENIOR AND DISABILITY SERVICES**

FINANCIAL SUMMARY

	FY 2019 EXPENDITURE	FY 2020 APPROPRIATION	FY 2021 GOVERNOR RECOMMENDS
Division of Senior and Disability Services			
TOTAL	\$ 951,832,079	\$ 1,005,246,591	\$ 1,044,702,405
General Revenue Fund	331,339,666	346,021,893	369,181,495
Federal Funds	620,436,411	659,161,740	675,457,952
Other Funds	56,002	62,958	62,958
Total Full-time Equivalent Employees	527.89	488.31	515.26

The Division of Senior and Disability Services is mandated to investigate allegations of abuse, neglect, and financial exploitation of vulnerable seniors and individuals with disabilities based on reports received at a state-wide, toll-free hotline. Designated as the State Unit on Aging, the division is responsible for assuring that a comprehensive, effective, and coordinated home and community-based long-term care delivery system is available for the elderly and individuals with disabilities. The division informs individuals considering long-term care about their options for home care and provides appropriate referrals; authorizes Medicaid-funded home and community-based services; provides care plan management for home care service recipients; and monitors the quality of services provided to participants. The State Long-Term Care Ombudsman Program advocates for the rights of residents in licensed long-term care facilities and educates volunteers to assist residents in facilities across the state. Funding for the Area Agencies on Aging (AAAs) helps provide seniors the services they need to continue living in their communities, including congregate and home-delivered meals, transportation, legal services, health promotion, and other support services authorized under the Older Americans Act. The division also provides guidance, oversight, and monitoring of the programs and services offered by the AAAs. These flexible service delivery systems help empower thousands of elderly individuals and adults with disabilities to live dignified, independent lives in their own homes and communities.

Fiscal Year 2021 Governor's Recommendations

- \$30,785,038 for targeted market-based Home and Community Based Services provider rate adjustments, including \$10,733,811 general revenue.
- \$7,937,719 to enhance senior services provided by Area Agencies on Aging pursuant to SB 275 (2019).
- \$4,147,428 to address the change in the Medicaid federal participation percentage.
- \$300,000 to continue funding Home and Community Based Services for individuals not eligible for Medicaid.
- \$218,639 for pay plan, including \$102,241 general revenue.
- \$316,662 for the remaining pay periods of the Fiscal Year 2020 approved pay plan, including \$148,135 general revenue.
- \$95,635 for the remaining pay periods of the Fiscal Year 2020 approved pay plan associated with the recently completed compensation study to move to market-based minimums, including \$45,017 general revenue.
- \$102,121 reallocated from Health Administration for mileage reimbursement costs, including \$45,251 general revenue.
- 26.95 staff reallocated from various divisions.
- (\$4,447,428) core reduction from the Fiscal Year 2020 appropriation level, including (\$300,000) general revenue.

**DEPARTMENT OF HEALTH AND SENIOR SERVICES
DIVISION OF REGULATION AND LICENSURE**

FINANCIAL SUMMARY

	FY 2019 EXPENDITURE	FY 2020 APPROPRIATION	FY 2021 GOVERNOR RECOMMENDS
Division of Regulation and Licensure			
TOTAL	\$ 26,170,549	\$ 42,635,135	\$ 43,283,819
General Revenue Fund	9,016,775	9,961,160	10,310,884
Federal Funds	13,718,240	15,323,782	15,469,714
Other Funds	3,435,534	17,350,193	17,503,221
Total Full-time Equivalent Employees	452.54	520.46	520.46

The Division of Regulation and Licensure is responsible for assuring that the care and services provided by hospitals, ambulatory surgical centers, home health agencies, hospice providers, adult day care providers, nursing facilities (including skilled care, assisted living, residential care, and intermediate care for individuals with intellectual disabilities), child care providers, emergency medical service agencies, emergency medical technicians, and those authorized to prescribe or dispense controlled substances meet state and/or federal standards. The division fulfills its regulatory responsibilities through license issuance, inspections and surveys, compliance monitoring visits, complaint investigations, enforcement activities, and the provision of education and training. For Medicare and Medicaid providers, the division performs federal certification functions on behalf of the Centers for Medicare and Medicaid Services. Population-based need calculations are performed by the division to assist the Missouri Health Facilities Review Committee when determining whether health facility building projects or equipment replacement requests are appropriate. The division also includes the Family Care Safety Registry, which registers caregivers and provides background screenings to families and employers who want to hire a caregiver for children, the elderly, and people with disabilities. The Board of Nursing Home Administrators and the Missouri Health Facilities Review Committee are also part of the division. The board licenses, tests, and provides oversight for nursing home administrators. The committee focuses on healthcare cost containment through a certificate of need process. The Division also operates the Medical Marijuana Program pursuant to Article XIV, Section 1 of the Missouri Constitution.

Fiscal Year 2021 Governor's Recommendations

- \$67,828 for implementation of electronic prescriptions pursuant to SB 514 (2019).
- \$50,000 Nursing Facility Quality of Care Fund for the State Ombudsman Program.
- \$272,033 for pay plan, including \$91,637 general revenue.
- \$371,539 for the remaining pay periods of the Fiscal Year 2020 approved pay plan, including \$133,827 general revenue.
- \$92,572 for the remaining pay periods of the Fiscal Year 2020 approved pay plan associated with the recently completed compensation study to move to market-based minimums, including \$37,990 general revenue.
- \$60,273 reallocated from Health Administration for mileage reimbursement costs, including \$18,442 general revenue.
- (\$265,561) federal and other funds core reduction for one-time expenditures.



The [Missouri Department of Social Services](#) was constitutionally established in 1974 to provide appropriate public welfare services to promote, safeguard and protect the social well-being and general welfare of children; to help maintain and strengthen family life; and to provide such public welfare services to aid needy persons who can be so helped to become self-supporting or capable of self-care.

The department has six divisions (Children's Division, Family Support Division, MO HealthNet Division, Division of Youth Services, Division of Finance and Administrative Services, and Division of Legal Services) and four offices (Human Resource Center, Missouri Medicaid Audit and Compliance, State Technical Assistance Team, and Strategic Performance and Innovations) reporting to the Office of the Director.

Mission

We will lead the nation in building the capacity of individuals, families, and communities to secure and sustain healthy, safe, and productive lives.

Office of the Director and Supports

The Division of Finance and Administrative Services and Division of Legal Services support the work of the program divisions. These support functions include budget, contract management, accounts payable, federal grants management, audit and compliance, facilities, legal advice, administrative hearings, and participant/staff investigations. Additional teams working to support the program divisions include the Human Resource Center managing all human resource needs and conducting investigations into claims of civil rights violations; the Missouri Medicaid Audit and Compliance Unit managing Medicaid provider enrollment and provider audits; the State Technical Assistance Team, a law enforcement unit that investigates child abuse, child neglect; and the Strategic Performance and Innovations Unit managing performance improvement, transformation, research/data, and innovation efforts.

Family Support Division

Determines eligibility for and administers many of the needs-based, income tested programs including the Supplemental Nutrition Assistance Program (Food Stamp), Temporary Assistance for Needy Families (cash assistance), Medicaid eligibility, child care subsidy eligibility, Low Income Home Energy Assistance Program, Rehabilitation Services for the Blind, Blind Pension, and the Community Services Block Grant. Families may also apply with the division for child support services, including paternity and/or support order establishment and collection services.

MO HealthNet Division

Administers the state's Medicaid program for low-income Missourians, including the elderly, the disabled, children, parents and pregnant women. While states must meet certain minimum criteria to receive federal Medicaid funding, each state can establish eligibility guidelines, benefit packages, and provider payment rates for its program. Health care provider claims adjudication; care management through contracted health plans and health homes; and establishing edits and prior authorization policies to ensure quality care are focal to the Medicaid program's work.

Children's Division

Delivers services to protect Missouri's children and to provide them a safe and stable environment. A 24-hour hotline is available for the public to report alleged incidents of child abuse and neglect, and these reports are followed up on by state staff, often in coordination with law enforcement. Children in the custody of the state are placed in foster care homes or residential facilities. Children who cannot return home may be adopted or placed in a guardianship home. The division also administers the child care program and other abuse and neglect prevention programs.

Division of Youth Services

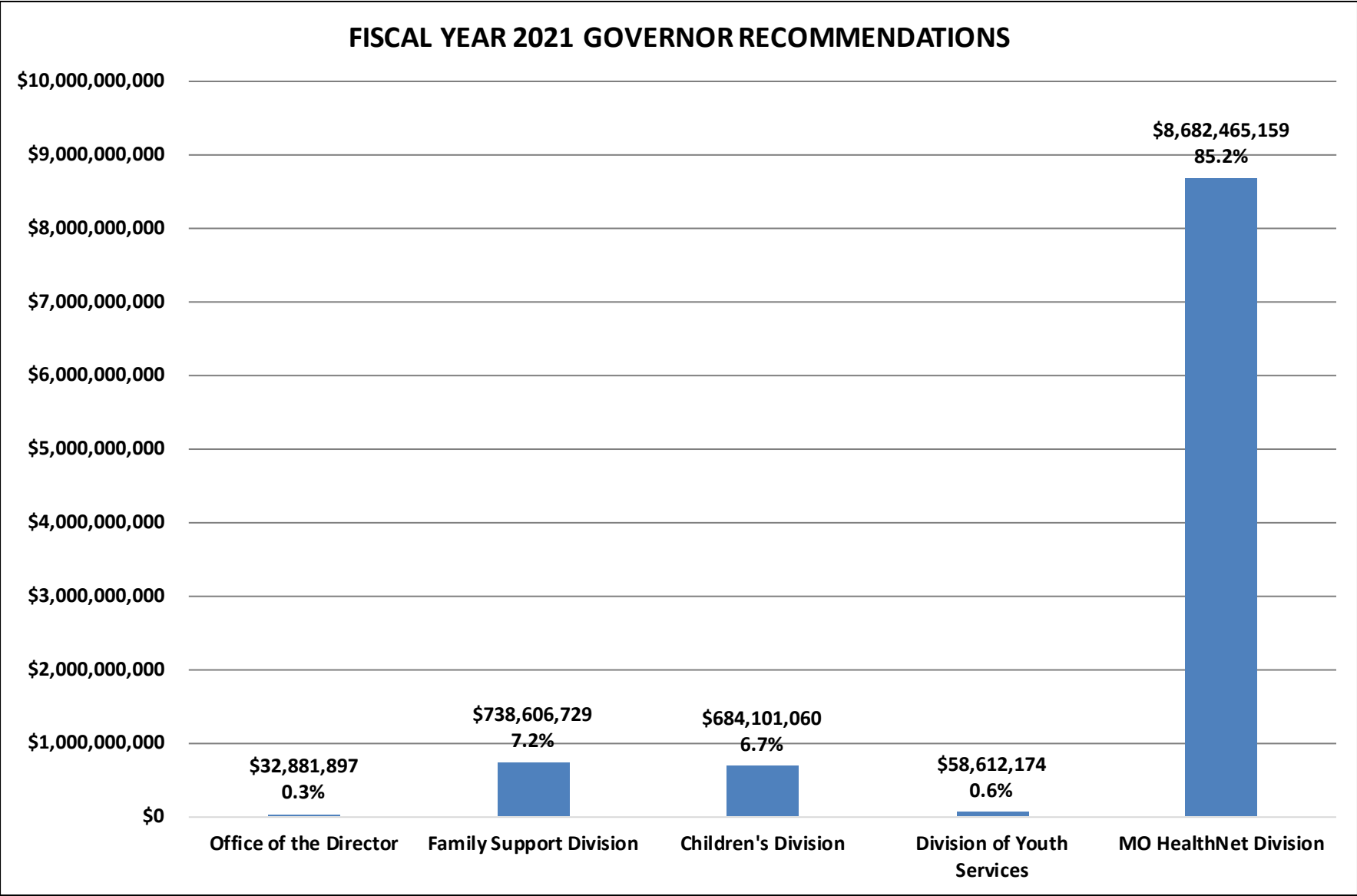
Provides residential treatment, case management, community care, and aftercare to youth committed to the state's custody for various offenses. The division model is an internationally known treatment-focused model, contrary to the typical penal system. The Juvenile Court Diversion Program works with local communities to help prevent juvenile offenses and provide treatment for youth in their own communities.

DEPARTMENT OF SOCIAL SERVICES

FINANCIAL SUMMARY

	FY 2019 EXPENDITURE	FY 2020 APPROPRIATION	FY 2021 REQUEST	FY 2021 GOVERNOR RECOMMENDS
Office of the Director	\$ 18,586,240	\$ 32,217,087	\$ 32,107,596	\$ 32,881,897
Family Support Division	587,086,613	731,951,492	736,391,881	738,606,729
Children's Division	565,948,025	649,402,061	659,387,213	684,101,060
Division of Youth Services	51,100,041	58,745,988	58,191,459	58,612,174
MO HealthNet Division	7,941,591,001	8,149,615,860	8,805,927,883	8,682,465,159
State Legal Expense Fund Transfer	3,291,151	1	1	1
DEPARTMENTAL TOTAL	\$ 9,167,603,071	\$ 9,621,932,489 *	\$ 10,292,006,033	\$10,196,667,020
General Revenue Fund	1,771,846,911	1,832,000,795	1,959,145,578	1,983,455,882
Title XIX - Federal Funds	3,811,800,606	3,915,083,074	4,143,918,840	4,026,112,052
Temporary Assistance for Needy Families - Federal Funds	141,097,556	172,918,410	171,174,951	171,674,951
CHIP Increased Enhancement Fund	81,200,000	18,750,000	18,750,000	18,750,000
DSS - Federal and Other Funds	681,570,200	956,382,478	983,805,523	987,172,015
Division of Youth Services Child Benefits Fund	18,755	200,000	200,000	200,000
Federal Stimulus-Social Services Fund	8,802,405	28,000,000	28,000,000	28,000,000
Uncompensated Care Fund	92,794,914	92,794,914	92,794,914	92,794,914
Pharmacy Rebates Fund	237,150,910	238,731,693	238,738,085	238,742,473
Third Party Liability Collections Fund	11,295,164	18,273,157	18,294,259	18,304,287
Federal Reimbursement Allowance Fund	1,570,248,668	1,573,582,129	1,846,363,752	1,822,129,818
Pharmacy Reimbursement Allowance Fund	154,833,517	132,946,587	133,078,962	133,079,241
Child Support Enforcement Fund	4,241,804	4,453,733	4,453,769	4,453,769
Nursing Facility Reimbursement Allowance Fund	346,539,154	352,862,808	355,019,706	373,495,380
Nursing Facility Quality of Care Fund	97,234	99,469	100,787	101,693
Health Initiatives Fund	29,583,125	28,692,208	28,721,647	28,734,420
Ground Emergency Medical Transportation Fund	9,742,840	29,363,972	29,364,655	29,747,143
Blind Pension Fund	31,112,585	28,012,367	37,863,136	37,262,368
Healthy Families Trust Fund	72,708,847	65,407,840	65,407,840	65,407,840
Life Sciences Research Trust Fund	36,664,592	33,369,132	33,369,132	33,369,132
Missouri Rx Plan Fund	3,190,121	3,218,792	3,224,215	3,227,938
Early Childhood Development, Education and Care Fund	7,404,394	7,578,834	7,574,716	7,574,500
Premium Fund	9,221,860	13,059,854	13,059,854	13,059,854
Ambulance Service Reimbursement Allowance Fund	20,348,726	26,004,880	26,175,913	26,176,105
Other Funds	34,088,183	50,145,363	53,405,799	53,641,245
Total Full-time Equivalent Employees	6,568.32	6,745.11	6,730.11	6,708.61
General Revenue Fund	2,210.46	1,864.30	1,864.30	1,854.38
Federal Funds	4,133.27	4,517.90	4,502.90	4,491.32
Other Funds	224.59	362.91	362.91	362.91

* Does not include \$383,217,437 recommended in the Fiscal Year 2020 Supplemental Appropriations. See the Supplemental section of the Missouri Budget for details regarding the Department of Social Services supplemental appropriations.



**DEPARTMENT OF SOCIAL SERVICES
OFFICE OF THE DIRECTOR**

FINANCIAL SUMMARY

	FY 2019 EXPENDITURE	FY 2020 APPROPRIATION	FY 2021 GOVERNOR RECOMMENDS
Office of the Director	\$ 314,632	\$ 725,190	\$ 982,159
Federal Grants and Donations	1,471,220	4,477,551	4,477,551
Human Resource Center	499,108	523,701	535,812
Missouri Medicaid Audit and Compliance	3,211,188	4,521,612	4,627,802
Recovery Audit and Compliance	0	1,200,000	1,200,000
Systems Management	2,305,236	5,000,000	5,000,000
Finance and Administrative Services	4,101,190	4,776,115	4,911,728
Revenue Maximization	132,310	3,250,000	3,250,000
Neglected and Delinquent Children	926,814	1,354,000	1,354,000
Legal Services	5,624,542	6,388,918	6,542,845
TOTAL	\$ 18,586,240	\$ 32,217,087	\$ 32,881,897
General Revenue Fund	7,451,594	8,663,318	8,998,481
Federal Funds	9,157,253	19,849,444	20,138,693
Other Funds	1,977,393	3,704,325	3,744,723
Total Full-time Equivalent Employees	250.22	289.65	282.65

Office of the Director – The Office of the Director includes the director, the director’s staff, the Human Resource Center (HRC), the Missouri Medicaid Audit and Compliance (MMAC) Unit, and the Strategic Performance and Innovations (SPI) Unit. The director provides leadership for nearly 6,800 employees and the divisions of the Department of Social Services. The HRC guides the Department’s human resource management program, providing leadership, direction and coordination of related services and support to all divisions. The MMAC Unit screens and enrolls Medicaid providers and ensures Medicaid provider payments are in compliance with state and federal requirements. The SPI Unit conducts research, data management and analysis, and improvement and innovation initiatives for the Department.

Division of Finance and Administrative Services – The Division of Finance and Administrative Services provides budgeting, financial, and support services to all divisions within the Department. Responsibilities include: budget management and oversight; fiscal note preparation; compliance, audit coordination and quality control; procurement and contract management; grants and cash management; cost allocation; accounts payable and receivable; payroll; research and data analysis and reporting; child care and provider payments; Title IV-E eligibility determinations and redeterminations; revenue maximization; emergency management; fleet vehicle management; office coordination and safety; voice telecommunications; supplies/warehouse and inventory management; incoming and outgoing mail services for St. Louis City and St. Louis County; and additional support services throughout four regional offices located in Jefferson City, Kansas City, St. Louis, and Springfield. The Division is also responsible for the administration of the Department tax credit program, Victims of Crime Act program, Family Violence Prevention & Services grant, Community Partnership program, Alternatives to Abortion program, and Temporary Assistance sub-recipient program.

Division of Legal Services – The Division of Legal Services provides comprehensive legal support to the Department and all of its divisions. The Division’s responsibilities include: due process hearings for public assistance and child support recipient appeals; legal representation of the Department in juvenile and circuit courts; coordinating with the Missouri Attorney General’s Office; investigating fraud and abuse of public assistance programs; and conducting background investigations on Department employees. The Division also coordinates the Department’s compliance with applicable federal and state privacy laws, such as the Health Insurance Portability and Accountability Act. The Division also includes the State Technical Assistance Team (STAT), which is responsible for assisting investigations involving the death of a child or any crime against a child, such as child abuse, neglect, sexual abuse, child exploitation and internet crimes. In addition, STAT also manages and supports Missouri’s Child Fatality Review Program and offers training and outreach to all members of the multidisciplinary teams who protect children.

**DEPARTMENT OF SOCIAL SERVICES
OFFICE OF THE DIRECTOR**

Fiscal Year 2021 Governor's Recommendations

- \$649,957 for performance incentives for high-achieving department employees, including \$214,319 general revenue.
- \$129,504 for pay plan, including \$58,274 general revenue.
- \$186,045 for the remaining pay periods of the Fiscal Year 2020 approved pay plan, including \$101,152 general revenue.
- \$96,158 for the remaining pay periods of the Fiscal Year 2020 approved pay plan associated with the recently completed compensation study to move to market-based minimums, including \$72,263 general revenue.
- (\$396,854) reallocated to various divisions for mileage reimbursement costs, including (\$110,845) general revenue.
- (Seven) staff core reduction from the Fiscal Year 2020 appropriation level.

**DEPARTMENT OF SOCIAL SERVICES
FAMILY SUPPORT DIVISION**

FINANCIAL SUMMARY

	FY 2019 EXPENDITURE	FY 2020 APPROPRIATION	FY 2021 GOVERNOR RECOMMENDS
Family Support Administration	\$ 58,778,074	\$ 95,610,599	\$ 95,965,365
Income Maintenance Field Staff and Operations	78,799,389	84,935,176	90,588,753
Family Support Staff Training	232,282	242,667	248,887
Community Partnerships	8,138,851	8,236,127	8,236,127
Missouri Mentoring Partnership	1,336,648	1,443,700	1,443,700
Adolescent Program	600,000	600,000	600,000
Food Nutrition and Employment Training Program	12,696,762	22,343,755	22,343,755
Healthcare Industry Training and Education	2,500,036	3,000,000	3,000,000
Temporary Assistance for Needy Families (TANF)	74,682,416	101,819,893	100,819,893
Alternatives to Abortion	5,850,927	6,458,561	6,458,561
Healthy Marriage Promotion	1,805,918	2,500,000	2,500,000
Adult Supplementation	18,186	21,025	12,525
Supplemental Nursing Care	25,210,356	25,420,885	25,754,600
Blind Pension and Supplemental Aid to the Blind	40,933,962	39,204,217	37,862,368
Refugee Assistance	7,154	0	0
Community Services Block Grant	19,218,710	23,637,000	23,637,000
Emergency Solutions Program	3,203,530	4,130,000	4,130,000
Food Distribution Programs	1,500,000	1,500,000	3,675,029
Energy Assistance	77,293,815	80,047,867	80,047,867
Assistance for Victims of Sexual Assault	826,740	1,160,000	910,000
Emergency Shelter Grants	536,221	562,137	562,137
Domestic Violence	9,898,538	10,556,524	10,556,524
Blind Administration	3,959,958	4,889,591	5,012,929
Rehabilitation Services for the Blind	5,719,719	8,304,901	8,328,404
Business Enterprises	34,769,136	38,500,000	38,500,000
Child Support Field Staff and Operations	28,935,921	34,058,076	34,648,143
Child Support Distributions	50,893,055	69,027,285	69,027,285
Victims of Crime Program	38,740,309	63,741,506	63,736,877
TOTAL	\$ 587,086,613	\$ 731,951,492	\$ 738,606,729
General Revenue Fund	88,721,187	94,836,262	87,735,421
Federal Funds	461,082,650	602,571,397	607,056,461
Other Funds	37,282,776	34,543,833	43,814,847
Total Full-time Equivalent Employees	2,801.61	2,981.76	2,981.76

Administrative Services/Eligibility and Enrollment System – Management, coordination, direction, and general customer support are provided for all Family Support Division programs. The Division Director and staff monitor the efficiency and effectiveness of service and provide policy direction for Income Maintenance, Child Support, and services for the blind and visually impaired. Administrative Services also provides operational services, human resource support, and systems support to Income Maintenance and Child Support field staff. The Division also manages Missouri’s eligibility and enrollment system for income maintenance and Medicaid services.

Income Maintenance Field Staff and Operations – Staff provide intake services, eligibility determinations, information, and referrals to services provided by the Department. Funds in these sections support communication, including the Family Support Division’s call center operation and technology, along with the salaries, general operating expenses, and training for Income Maintenance eligibility specialists, administrative and supervisory staff, and clerical support positions in Family Support offices.

Family Support Staff Training – This funding provides training for all levels of Family Support Division staff, Income Maintenance and Child Support enforcement staff, as well as community stakeholders and partners. Proper training is key to ensuring program compliance and developing effective staff.

DEPARTMENT OF SOCIAL SERVICES

FAMILY SUPPORT DIVISION

Community Partnerships – Twenty organizations partner with the Department and other state agencies to plan, develop, finance, and monitor strategies to achieve specific core result areas. These core result areas include safe and healthy children and families, children ready to enter and succeed in school, youth ready to enter the workforce and become productive citizens, and parents working.

Missouri Mentoring Partnership – This program provides a preventative intervention program, offering work and teen parent mentoring support, as well as training for youth at risk of entering the welfare system or the justice system.

Adolescent Program – Federal dollars are utilized to prevent and reduce the incidence of out-of-wedlock pregnancies and encourage the formation and maintenance of two-parent families.

Food Nutrition and Employment Training Program – This program offers education and outreach to Supplemental Nutrition Assistance Program (SNAP) recipients, as well as employment training. SNAP Outreach provides information on nutrition, physical activity, and food safety, as well as information about food budgeting. SNAP Outreach also helps low-income individuals buy the food they need for good health, such as fruits, vegetables, and whole grains. These services are provided to individuals eligible for SNAP, especially women; people with children in the home; at-risk, pregnant and parenting teens; youth; and seniors. Missouri's employment training program, called SkillUP, provides SNAP participants opportunities to gain skills, training or experience which will improve their employment prospects and assist them with obtaining, retaining, and sustaining employment, reducing their reliance on SNAP benefits.

Healthcare Industry Training and Education (HITE) – This federally funded program targets low-income individuals and provides job training for high-demand careers with self-sustaining wages in the healthcare industry.

Temporary Assistance for Needy Families (TANF)/ Missouri Work Assistance (MWA) – TANF is a program designed to provide temporary assistance/relief to families to promote self-sufficiency so parents do not remain dependent on government payments and children do not grow up in poverty. TANF is designed to provide temporary assistance which, coupled with a myriad of other support services, enables parents to find and retain employment, thereby enabling them to support their families without government assistance. MWA requires certain cash benefit (Temporary Assistance) applicants and recipients to participate in work or training activities for a set number of hours, or they can lose their cash benefit. MWA participants can receive assistance and engage in a variety of activities, including barrier resolution for childcare, transportation, and housing; referrals to community resources for substance abuse treatment, mental health treatment, vocational rehabilitation, blind services, and crisis intervention; employment activities including paid, unpaid, and subsidized employment and internships; education and training activities for soft skills, high school or equivalency, short-term training, job search, apprenticeships, and workplace readiness; and assistance with transportation, training, and work expenses.

Alternatives to Abortion – Alternatives to Abortion provides services and counseling to pregnant women at or below 185 percent of the federal poverty level to help women carry their unborn child to term instead of having an abortion, and assists them with caring for their child or placing their child for adoption if they choose.

Healthy Marriage Promotion – TANF Block Grant funds support fatherhood program initiatives, which encourage paternal involvement in children's lives by connecting fathers with resources to help provide financial assistance to their children, establish legal paternity, and actively participate in caregiving tasks.

Adult Supplementation – The federal government assumed responsibility for Old Age Assistance, Aid to the Permanently and Totally Disabled, and Aid to the Blind programs in January 1974 when it created the Supplemental Security Income (SSI) Program. Recipients who are eligible for SSI, but who receive smaller benefits than their December 1973 payments, receive payments from the state equal to the difference. Recipients who are not eligible for SSI, but who received payments under one of the earlier programs, receive payments from the state equal to the amount they received in December 1973. No new cases can be added to this program, and consequently, the caseload will decline over time.

Supplemental Nursing Care – This state-funded program provides monthly cash benefits to eligible persons in Residential Care Facilities, Assisted Living Facilities, and non-Medicaid certified areas of Intermediate Care Facilities and Skilled Nursing Facilities for use in paying for their care. These grants help low-income seniors and persons with disabilities afford adequate care and remain in a less restrictive environment for long-term care. Persons eligible for these benefits also receive a personal needs monthly allowance.

DEPARTMENT OF SOCIAL SERVICES

FAMILY SUPPORT DIVISION

Blind Pension and Supplemental Aid to the Blind – The Blind Pension program aids the blind who do not qualify for Supplemental Aid to the Blind and who do not own property – excluding homes – worth more than \$29,999.99. Supplemental Aid to the Blind pays benefits to those blind persons who meet certain requirements with reasonable subsistence in accordance with standards developed by the Family Support Division. An earmarked state property tax provides revenue to the Blind Pension Fund.

Community Services Block Grant (CSBG) and Emergency Solutions Grants – CSBG funds are used to address and reduce poverty conditions such as unemployment, inadequate education, malnutrition, inadequate housing, unmet emergency needs, and inadequate available income. Federal statutes require that 90 percent of CSBG funding be passed through to Community Action Agencies and/or other not-for-profit organizations. The federally funded Emergency Solutions Grant Program provides services necessary to help homeless individuals and those at risk of homelessness to quickly regain stability in permanent housing.

Food Distribution – The federally funded Food Distribution Program enables the Family Support Division to provide USDA commodities and administrative funds to not-for-profit food banks to store, ship, and distribute food to eligible individuals and families. The Food Distribution Program also provides commodities for the Summer Food Service Program and other charitable institutions.

Energy Assistance – The Low-Income Home Energy Assistance Program is a federally funded block grant which provides heating assistance payments, winter and summer crisis assistance, and weatherization assistance to low-income households.

Assistance for Victims of Sexual Assault and Emergency Shelter Grants – The Victims of Sexual Assault Program provides support services on a contractual basis to programs throughout the state that serve victims who have been subjected to non-consensual conduct of a sexual nature. The Emergency Shelter Domestic Violence Program provides emergency shelter funding on a contractual basis to domestic violence shelters throughout the state.

Domestic Violence – This program issues contracts to domestic violence shelters and programs throughout the state. These shelters provide residential facilities for domestic violence victims and their children. In addition, shelters provide support services such as hotline calls, professional therapy, legal advocacy, crisis intervention, support groups, community education, and case management.

Blind Administration – This program provides funding for personal services, expense and equipment, and communication costs for both field and central office staff to administer the Services for the Visually Impaired programs. Rehabilitation Services for the Blind administers six programs that provide blind and visually impaired individuals with services they need to obtain or maintain employment and independent living skills commensurate with their goals and abilities. Blind Administration is used to support the implementation of new technologies such as a new case management system for the effective and efficient delivery of services and federal reporting requirements.

Rehabilitation Services for the Blind/Business Enterprises – Professional staff in Rehabilitation Services for the Blind counsel and train blind and visually impaired Missourians, arrange for the purchase of other services, and help the visually impaired find jobs. Services include rehabilitation, vocational rehabilitation, diagnosis and treatment of eye disease, equipment and supplies for blind preschool children, the Public Building Vending Program, and the Readers for the Blind Program.

Child Support Field Staff and Operations – Child Support staff provide services to locate missing parents; establish paternity, medical support, and financial child support obligations; and enforce the collection of support payments for TANF, MO HealthNet, and non-TANF families that apply for child support services. The state retains approximately 35 percent of all assigned child support collected on current and former TANF cases.

Child Support Distributions – Distributions are made to reimburse counties that have signed a cooperative agreement with the Department of Social Services to provide judicial assistance in the establishment and enforcement of Child Support obligations. Child Support collection and prosecution costs incurred by the counties are reimbursed by the federal government at a rate of 66 percent. Distributions are also made to families, and to refund overpayments from federal and state income tax refund intercepts.

DEPARTMENT OF SOCIAL SERVICES
FAMILY SUPPORT DIVISION

Victims of Crime Program – The Victims of Crime Program provides grants to crime victim services agencies and state and local units of government to provide high-quality services that are directly related to the emotional healing and recovery of crime victims. These services include a 24-hour crisis hotline, individual and group counseling, emergency shelter, crisis intervention, court advocacy, emergency transportation, and other services to promote emotional and physical health of victims.

Fiscal Year 2021 Governor's Recommendations

- \$2,619,354 for a centralized mail system, including \$1,073,935 general revenue.
- \$2,175,029 federal funds for the Food Distribution Program.
- \$1,086,532 to revise the medical review process, including \$543,266 general revenue.
- \$750,000 for the Jobs for America's Graduates Program, including \$250,000 general revenue.
- \$333,715 for supplemental nursing care.
- \$1,067,549 for pay plan, including \$462,177 general revenue.
- \$1,549,340 for the remaining pay periods of the Fiscal Year 2020 approved pay plan, including \$843,239 general revenue.
- \$367,034 for the remaining pay periods of the Fiscal Year 2020 approved pay plan associated with the recently completed compensation study to move to market-based minimums, including \$225,330 general revenue.
- \$9,250,001 Blind Pension Fund reallocated to realign funding sources.
- \$74,509 reallocated from the Office of the Director for mileage reimbursement costs, including \$17,847 general revenue.
- (\$10,600,350) core reduction from the Fiscal Year 2020 appropriation level.
- (\$2,017,476) core reduction for one-time expenditures, including (\$250,000) general revenue.

**DEPARTMENT OF SOCIAL SERVICES
CHILDREN'S DIVISION**

FINANCIAL SUMMARY

	FY 2019 EXPENDITURE	FY 2020 APPROPRIATION	FY 2021 GOVERNOR RECOMMENDS
Children's Administration	\$ 6,622,327	\$ 6,993,517	\$ 7,225,575
Children's Field Staff and Operations	84,903,209	90,065,206	93,152,663
Children's Staff Training	1,397,654	1,426,758	1,444,357
Children's Treatment Services	21,585,944	22,426,266	22,151,860
Crisis Care	1,821,361	2,050,000	2,050,000
Foster Care	71,716,662	70,872,296	70,873,588
Foster Parent Training	576,399	576,399	576,443
Subsidized Adoption and Guardianship	95,602,312	97,779,691	97,779,691
Family Resource Centers	3,797,500	4,225,000	4,225,000
Independent Living	2,514,567	2,999,900	2,999,900
Transitional Living	1,885,329	2,918,887	2,918,887
Child Assessment Centers	2,876,730	2,950,523	2,950,523
Residential Treatment	50,019,247	63,045,944	86,942,038
Foster Care Case Management Contracts	38,529,379	39,786,333	39,786,333
Title IV-E Court Contracts	108,838	400,000	175,000
Child Abuse and Neglect Grant	188,315	1,770,382	1,770,784
Foster Care Children's Account	12,999,998	13,000,000	16,000,000
Purchase of Child Care	163,208,056	216,287,611	221,301,070
Home Visitation	3,812,014	7,438,500	7,438,500
Foster Youth Educational Assistance	1,268,214	1,688,848	1,688,848
Foster Care Outdoor Program	494,498	500,000	500,000
Title IV-E CASA Training	19,472	200,000	150,000
TOTAL	\$ 565,948,025	\$ 649,402,061	\$ 684,101,060
General Revenue Fund	276,578,557	289,808,543	300,263,272
Federal Funds	268,334,580	338,350,128	359,589,650
Other Funds	21,034,888	21,243,390	24,248,138
Total Full-time Equivalent Employees	2,199.22	2,057.32	2,057.32

Children's Administration – Children's Division Administrative Services provides management, coordination, and general direction for all Children's Division programs. The Division Director and staff monitor the effectiveness of programs that promote safety, permanency, and well-being for Missouri's children served by the division. Administrative Services provides policy direction, operational services, leadership development, and human resource support to field staff.

CD Field Staff and Operations/Staff Training – This funding covers salaries, expenses, and training for Children's Service workers and support staff to maintain the Children's Division programs in each of the state's 46 judicial circuits. Front-line staff respond to allegations of child abuse or neglect, provide assistance for families in need of services to keep or return children home safely, secure appropriate out-of-home placements for children placed in the Children Division's custody, and locate permanent homes when it is in the best interest of children. Strong emphasis is placed on engaging families through the implementation of a new practice model focused on well-being, safety, and the effects of trauma.

In the spring of 2015, the Children's Division obtained national accreditation by the Council on Accreditation (COA), in accordance with Section 210.113, RSMo. To achieve accreditation, Missouri's child welfare system was reviewed and measured against nationally recognized standards of best practice established by COA. This was the second time the Children's Division achieved accreditation; the first occurred in 2009. The Children's Division is currently in the process of becoming reaccredited a third time.

Children's Treatment Services, Crisis Care, and Prevention Programs – The Children's Treatment Services funding provides a variety of contracted services to child abuse victims and their parents. Specific services include individual and family therapy, respite care, parent aides, intensive family reunification, and other supportive services. Children's Treatment Services funding also provides for intensive, in-home services to help prevent placement of children in foster care and keep children with their families. Prevention programs such as Crisis Care Centers and Home Visiting provide services for families and children to prevent child abuse and neglect and to divert children from the state's custody.

DEPARTMENT OF SOCIAL SERVICES

CHILDREN'S DIVISION

Foster Care, Foster Parent Training, Children's Account, Adoption Subsidy, and Subsidized Guardianship – The Foster Care Program provides monthly room and board payments for children in the custody and care of the Children's Division. Types of placements include traditional foster care, relative care, and kinship care. For children with intensive behavioral or medical needs, specialized placements are provided. Payments are made for non-Medicaid medical and dental services, clothing, transportation, foster parent training, respite care, and other needs.

The Children's Account is comprised of funds received from a variety of sources on behalf of children in the division's custody. These monies are used to offset the cost of maintaining the child in foster care and to pay for any special expenses of the child.

The Adoption Subsidy Program and Subsidized Guardianship Program provide financial assistance to parents who adopt or become legal guardians of special needs children in order to move these children from foster care into permanent family arrangements.

Foster Youth Educational Assistance – This funding provides financial assistance for tuition and other fees related to post-secondary education, certificate programs, or career and vocational training to youth in foster care and former foster care youth. The program gives the division the opportunity to provide funding to assist eligible youth interested in pursuing higher education to reach their goals and reduce student loan debt.

Family Resource Centers – The purpose of these centers located in St. Louis, Kansas City, Springfield, Jefferson City, and Southeast Missouri is to prevent adoption disruption and promote family well-being through the provision of supportive services, crisis intervention, respite services, and training on accessing community resources. Centers also provide extreme recruitment services aimed at locating family or kinship connections for children in foster care.

Child Assessment Centers – Child Assessment Centers provide a child friendly setting where children, reported to have been sexually abused, can be interviewed by multi-disciplinary team members and receive a single medical examination.

Residential Treatment, Transitional Living, Independent Living, Title IV-E Court Contracts, and Title IV-E CASA Training – Residential facilities are used when foster family care cannot meet the children's treatment needs. The division contracts with a wide range of residential programs, ranging from small group homes to large, self-contained, resident campuses. Facilities must be licensed by the Children's Division and may also be accredited by one of three nationally recognized accrediting organizations. Independent Living programs assist foster care children, ages 15 to 21, in learning the necessary skills for the transition from foster care to adult independent living in the community. Transitional Living placement programs assist foster care children ages 16 to 21 by placing youth in their communities with support services. Contracts through the Title IV-E program allow the Children's Division to pass through federal funds to be used for reimbursement to juvenile courts for children in the court's custody placed in juvenile court residential facilities and to the statewide Court Appointed Special Advocate (CASA) agency to support training programs.

Foster Care Case Management Contracts – The Children's Division contracts with private agencies to provide foster care/adoption case management services to children who have been removed from their homes and are under the jurisdiction of the juvenile court. These children have been abused and/or neglected or were found to be at serious risk of such. The goal of the foster care case management contracts is to improve safety, stability, and timely permanency for these children. Approximately 25% of children in the custody of the Children's Division are case managed by private contractors.

Child Abuse and Neglect Grant – This grant is used to improve the investigation, prosecution, and judicial handling of cases of child abuse and neglect, particularly child sexual abuse and exploitation in a manner that limits additional trauma to the child victim.

Purchase of Child Care – The child care program supports low-income working families and children receiving protective service child care through the Children's Division. Without child care assistance, many parents could not participate in job training or education, or maintain employment in order to become self-sufficient. Without such assistance, the risk of children being left in inappropriate, unsupervised, or unsafe environments also increases. The Early Childhood Development, Education and Care Fund supports programs to improve the availability of, and access to, quality child care and programs that prepare children to enter school ready to succeed. Because children learn more from the ages of zero to five than during any other developmental period, the availability of quality child care is essential to preparing children for school.

DEPARTMENT OF SOCIAL SERVICES
CHILDREN'S DIVISION

Home Visitation – The Home Visitation Program provides free, voluntary services for families and children to prevent child abuse and neglect and to divert children from the state's custody. This program targets low income families and families with children under the age of age three to ensure that these children have positive early childhood experiences both in and out of the home.

Foster Care Outdoor Program – This funding supports a residential licensed or accredited "Outdoor Learning" program related to the treatment of foster children.

Fiscal Year 2021 Governor's Recommendations

- \$5,000,000 federal funds for child care services.
- \$3,000,000 Alternative Care Trust Fund to receive funds on behalf of children in the division's custody.
- \$821,576 to address the change in the Medicaid federal participation percentage.
- \$878,343 for pay plan, including \$355,184 general revenue.
- \$1,258,083 for the remaining pay periods of the Fiscal Year 2020 approved pay plan, including \$655,710 general revenue.
- \$903,964 for the remaining pay periods of the Fiscal Year 2020 approved pay plan associated with the recently completed compensation study to move to market-based minimums, including \$538,514 general revenue.
- \$23,896,094 reallocated from the MO HealthNet Division for residential treatment services, including \$8,265,659 general revenue.
- \$311,921 reallocated from the Office of the Director for mileage reimbursement costs, including \$92,492 general revenue.
- (\$1,370,982) core reduction from the Fiscal Year 2020 appropriation level, including (\$274,406) general revenue.

**DEPARTMENT OF SOCIAL SERVICES
DIVISION OF YOUTH SERVICES**

FINANCIAL SUMMARY

	FY 2019 EXPENDITURE	FY 2020 APPROPRIATION	FY 2021 GOVERNOR RECOMMENDS
Administrative Services	\$ 1,844,105	\$ 1,958,768	\$ 2,010,428
Youth Treatment Programs	45,602,307	52,807,734	52,622,260
Juvenile Court Diversion	3,653,629	3,979,486	3,979,486
TOTAL	\$ 51,100,041	\$ 58,745,988	\$ 58,612,174
General Revenue Fund	24,169,532	24,921,873	25,776,959
Federal Funds	20,900,712	25,967,871	24,891,041
Other Funds	6,029,797	7,856,244	7,944,174
Total Full-time Equivalent Employees	1,119.39	1,171.68	1,156.68

Youth Services Administration – The Youth Services Administrative Unit assumes overall responsibility for designing, implementing, managing, and evaluating all programs operated by the Division of Youth Services (DYS). Five regional offices work with central office staff to ensure program efficiency and effectiveness at the local level.

Youth Treatment – Youth treatment includes residential and non-residential services. Residential Services provide youthful offenders with structured rehabilitation programs to address the youth's treatment/educational needs and facilitate the youth's successful and productive transition to aftercare in the community. Services include academic and vocational education. The division operates 5 secure care facilities, 16 moderate care facilities, and 6 community-based facilities. Non-residential services help youthful offenders adjust to community life and become law-abiding and productive citizens. The division also provides the following: case management; community care which includes day treatment, intensive supervision, family counseling, and alternative living; and aftercare contractual services.

Juvenile Court Diversion – The Juvenile Court Diversion Program encourages local communities to develop programs to divert youth from commitment to DHS through contracts with local courts to provide early intervention services to first-time offenders to stop their delinquent behavior.

Fiscal Year 2021 Governor's Recommendations

- \$83,044 to address the change in the Medicaid federal participation percentage.
- \$427,410 for pay plan, including \$210,122 general revenue.
- \$611,733 for the remaining pay periods of the Fiscal Year 2020 approved pay plan, including \$331,030 general revenue.
- \$313,952 for the remaining pay periods of the Fiscal Year 2020 approved pay plan associated with the recently completed compensation study to move to market-based minimums, including \$230,398 general revenue.
- \$9,232 reallocated from the Office of the Director for mileage reimbursement costs, including \$492 general revenue.
- (\$1,579,185) federal funds and (15) staff core reduction from the Fiscal Year 2020 appropriation level.

**DEPARTMENT OF SOCIAL SERVICES
MO HEALTHNET DIVISION**

FINANCIAL SUMMARY

	FY 2019 EXPENDITURE	FY 2020 APPROPRIATION	FY 2021 GOVERNOR RECOMMENDS
Administrative Services	\$ 111,887,263	\$ 249,561,545	\$ 256,064,841
MO HealthNet Vendor Payments and Managed Care	7,807,707,148	7,877,238,766	8,404,025,727
Blind Pension Medical Benefits	21,996,590	22,815,549	22,374,591
TOTAL	\$ 7,941,591,001	\$ 8,149,615,860	\$ 8,682,465,159
General Revenue Fund	1,371,634,890	1,413,770,798	1,560,681,748
Federal Funds	3,965,014,327	4,104,595,122	4,220,233,173
Other Funds	2,604,941,784	2,631,249,940	2,901,550,238
Total Full-time Equivalent Employees	197.88	244.70	230.20

Administrative Services – The MO HealthNet Division is an intermediary for providing services to both participants and providers. The agency’s structure includes five major sections: Administration, Finance, Program Operations, Evidence-Based Decision Support, and Information Systems. The Administration section coordinates legislative guidance on MO HealthNet issues and completes final review of budget and State Plan Amendments. The Finance section is responsible for budget analysis and rate development, institutional policy and reimbursement, and financial operations and recoveries. The Program Operations section provides the day-to-day oversight of MO HealthNet benefits, outpatient prescription drug reimbursement, and Managed Care programs. The section also develops and implements clinical policy, creates cost containment initiatives, and monitors federal waiver programs. The Evidence-Based Decision Support section assesses the quality of care provided under Managed Care and Fee-For-Service programs, develops and supports evidence-based clinical decisions, and manages the patient-centered medical home program. The Information Systems section manages the primary claims processing system, known as the Medicaid Management Information System (MMIS), as well as tools for pharmacy and clinical services.

Fiscal Year 2021 Governor’s Recommendations

- \$1,685,000 for contracts associated with security risk assessments of the Medicaid Management Information System (MMIS), including \$842,500 general revenue.
- \$1,398,664 for annual contract increases associated with the operation of MMIS, including \$438,680 general revenue.
- \$1,300,000 for a contract to modernize MO HealthNet premium collections, including \$250,000 general revenue.
- \$1,000,000 to align MO HealthNet claims transaction standards with federal standards, including \$100,000 general revenue.
- \$750,000 federal funds for the Maternal Opioid Misuse grant to improve quality of care and reduce costs for pregnant and postpartum women with opioid use disorder and their infants.
- \$141,566 for cost report intake and rate setting analysis associated with capital costs incurred by nursing facilities pursuant to SB 514 (2019), including \$70,783 general revenue.
- \$119,840 for pay plan, including \$34,989 general revenue.
- \$173,287 for the remaining pay periods of the Fiscal Year 2020 approved pay plan, including \$65,937 general revenue.
- \$85,255 for the remaining pay periods of the Fiscal Year 2020 approved pay plan associated with the recently completed compensation study to move to market-based minimums, including \$47,504 general revenue.
- \$125,000 Ground Emergency Medical Transportation Fund reallocated from MO HealthNet vendor payments for contract services.
- \$1,192 reallocated from the Office of the Director for mileage reimbursement costs, including \$14 general revenue.
- (\$250,000) and (14.5) staff core reduction from the Fiscal Year 2020 appropriation level, including (\$125,000) general revenue.
- (\$26,508) core reduction for one-time expenditures, including (\$13,254) general revenue.

**DEPARTMENT OF SOCIAL SERVICES
MO HEALTHNET DIVISION**

**MEDICAID EXPENDITURES
SELECTED SERVICES AND ANNUAL TOTALS**

	FY 2019 EXPENDITURE	FY 2020 APPROPRIATION	FY 2021 GOVERNOR RECOMMENDS
Missouri Rx Plan	\$ 4,768,749	\$ 5,828,213	\$ 6,088,518
Pharmacy and PFRA	1,316,988,257	1,312,075,980	1,406,558,198
Medicare Part D - Clawback	252,456,617	230,978,651	230,978,651
Physician Related Services	523,371,628	488,333,332	601,575,490
Dental	5,214,911	5,627,777	5,450,265
Premium Payments	250,996,235	263,788,919	279,670,887
Nursing Facilities and NFRA	969,846,080	1,003,225,438	1,049,963,509
Home Health	4,264,419	5,358,047	4,369,697
Rehabilitation and Specialty Services	301,372,905	318,233,396	295,506,674
Non-Emergency Medical Transportation	42,579,368	47,283,699	53,394,179
Managed Care	1,951,315,882	1,989,097,673	1,908,094,852
Hospital Care	691,166,308	635,566,658	707,801,461
FRA	1,279,509,828	1,280,593,734	1,522,775,278
Children's Health Insurance Program	92,686,071	91,711,584	117,777,917
Show-Me Healthy Babies	34,518,981	32,595,141	41,079,706
Federally Qualified Health Centers	12,702,574	8,902,467	8,902,467
School District Claiming	29,281,600	41,896,295	41,896,295
Health Homes	6,029,888	20,702,103	26,653,166
Blind Pension Medical Benefits	21,996,590	22,815,549	22,374,591
Complex Rehab Technology Products	11,374,102	11,479,413	11,528,271
Ground Emergency Medical Transport	27,262,745	83,960,246	83,960,246
TOTAL	\$ 7,829,703,738	\$ 7,900,054,315	\$ 8,426,400,318
General Revenue Fund	1,339,079,377	1,365,916,976	1,511,115,773
Federal Funds	3,893,000,606	3,915,853,074	4,026,882,052
Other Funds	2,597,623,755	2,618,284,265	2,888,402,493

Vendor Payments – The Medicaid Program is a federal-state partnership to pay for the health care of those who cannot pay for their own care. Federal law sets the minimum services for any state that opts to administer the Medicaid Program. These services include hospital; physician; Early and Periodic Screening, Diagnostic and Treatment; lab and x-ray; skilled nursing home care; home health care; Federally Qualified Health Centers; rural health clinics; and non-emergency transportation. Additional State Plan services include pharmacy and dental benefits. Services (except pharmacy) provided to most children, custodial parents, and pregnant women are delivered through managed care contracts.

In addition to Medicaid State Plan Services, Missouri provides breast and cervical cancer treatment for uninsured women under the age of 65. The State Children's Health Insurance Program (CHIP) covers uninsured children up to 300 percent of the federal poverty level. Families with incomes above 150 percent of the federal poverty level must pay premiums to receive coverage for their children. The Show-Me Healthy Babies program, as part of CHIP, offers services for targeted low-income unborn children from families with household incomes up to 300 percent of the federal poverty level. The Blind Pension Medical Benefits Program covers individuals receiving blind pension benefits who do not meet categorical eligibility criteria for Medicaid.

**DEPARTMENT OF SOCIAL SERVICES
MO HEALTHNET DIVISION**

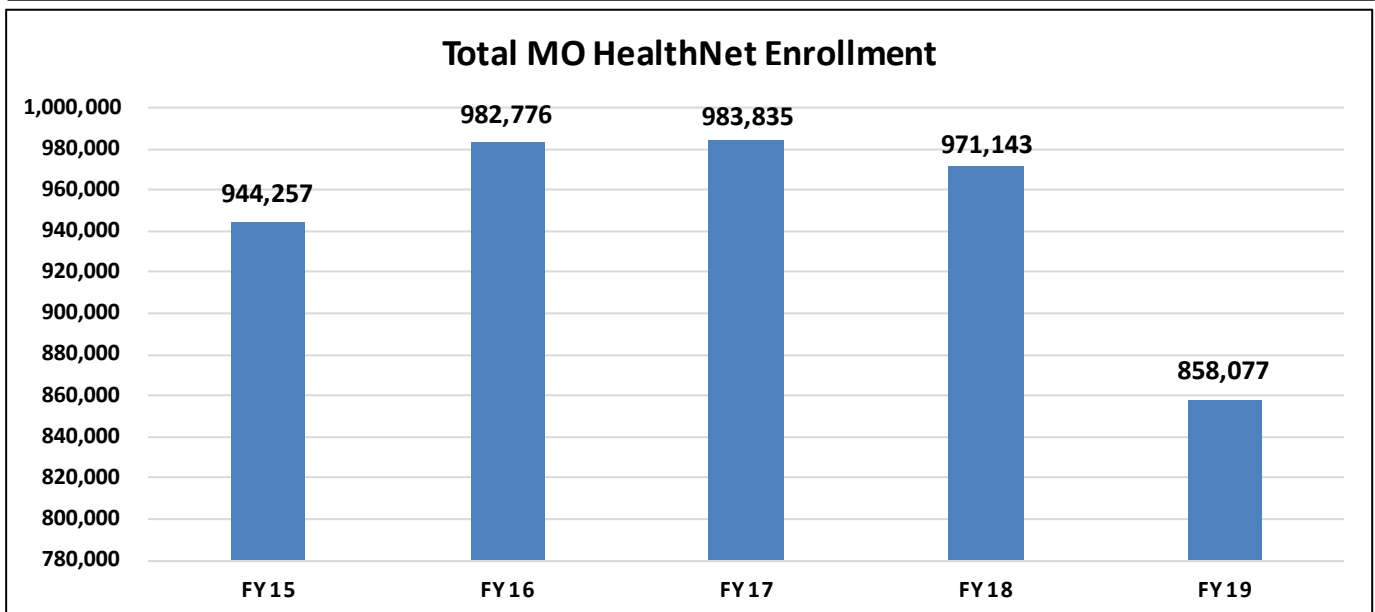
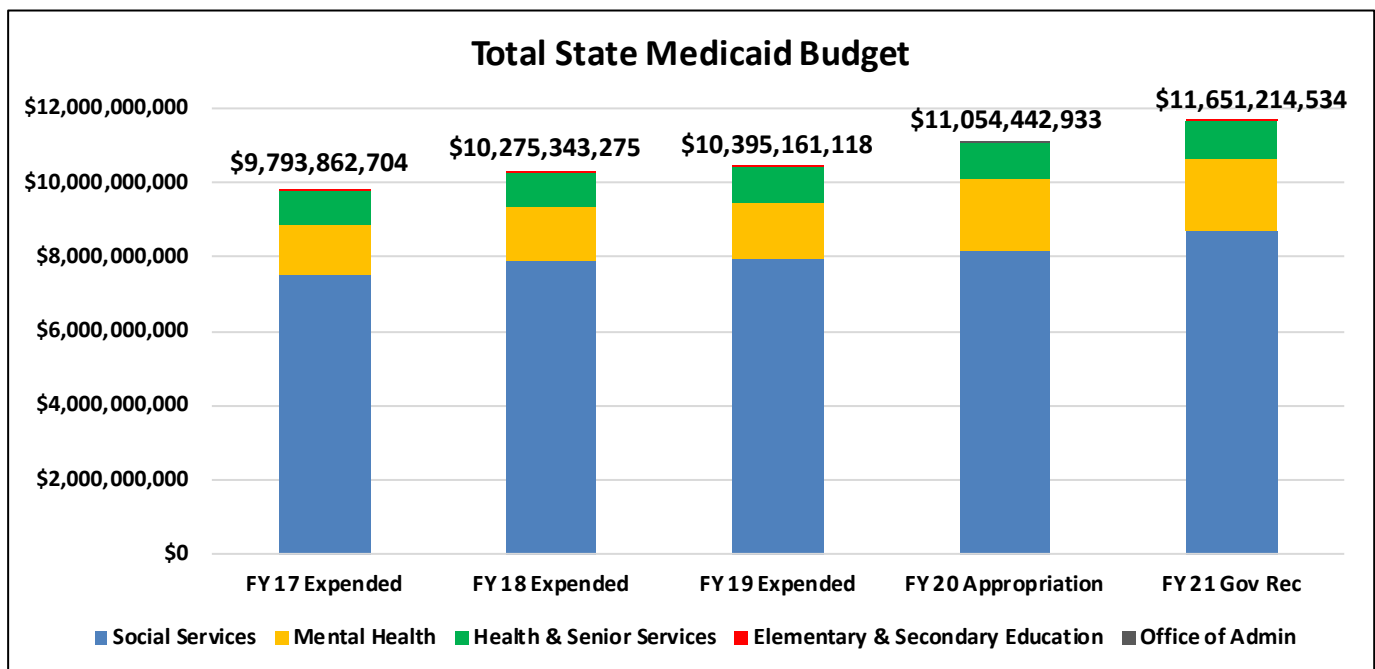
Fiscal Year 2021 Governor's Recommendations

- \$270,789,964 Federal Reimbursement Allowance Fund for additional funding necessary to reimburse hospitals.
- \$264,471,746 for the additional cost of existing MO HealthNet programs, including \$107,342,497 general revenue.
- \$61,757,537 for an actuarially required rate adjustment for managed care plans, including \$20,893,952 general revenue.
- \$61,000,000 to reimburse Managed Care organizations for the health insurer fee, including \$21,038,318 general revenue.
- \$57,183,771 to address the change in the Medicaid federal participation percentage, including \$43,255,934 general revenue.
- \$46,677,468 for increases in the pharmacy program due to new specialty drugs, therapies, utilization, and inflation, including \$16,282,139 general revenue.
- \$35,724,520 for cystic fibrosis treatment, including \$12,456,068 general revenue.
- \$17,220,860 for increases in Medicare Part A and Part B premiums, including \$5,683,794 general revenue.
- \$11,686,152 for capital costs incurred by nursing facilities pursuant to SB 514 (2019), including \$4,074,611 general revenue.
- \$9,124,295 for existing MO HealthNet programs due to increased caseloads as a result of the increased asset limit pursuant to HB 1565 (2016), including \$2,420,978 general revenue.
- \$4,363,547 for an actuarial cost increase for the non-emergency medical transportation contract, including \$1,521,438 general revenue.
- \$1,287,780 for Certified Community Behavioral Health Clinics, including \$449,010 general revenue.
- \$600,000 federal and other funds for payments to physicians providing services at safety net hospitals.
- \$25,482 for on-site emergency medical services, including \$8,885 general revenue.
- (\$291,546,025) core reduction from the Fiscal Year 2020 appropriation level, including (\$81,963,168) general revenue.
- (\$23,896,094) reallocated to the Children's Division for residential treatment services, including (\$8,265,659) general revenue.
- (\$125,000) Ground Emergency Medical Transportation Fund reallocated to MO HealthNet Administrative Services for contract services.

DEPARTMENT OF SOCIAL SERVICES
MO HEALTHNET DIVISION

TOTAL STATE MEDICAID

	FY 2019 EXPENDITURE	FY 2020 APPROPRIATION	FY 2021 GOVERNOR RECOMMENDS
Department of Social Services	\$ 7,944,717,201	\$ 8,160,337,472	\$ 8,688,195,172
Department of Mental Health	1,524,316,789	1,908,789,599	1,948,113,508
Department of Health & Senior Services	919,179,040	971,815,862	1,003,405,854
Department of Elementary & Secondary Education	6,948,088	13,000,000	11,500,000
Office of Administration	0	500,000	0
Total State Medicaid	\$ 10,395,161,118	\$ 11,054,442,933	\$ 11,651,214,534
General Revenue Fund	2,175,649,831	2,316,739,170	2,539,967,306
Federal Funds	5,595,443,658	6,072,901,989	6,179,739,551
Other Funds	2,624,067,629	2,664,801,774	2,931,507,677

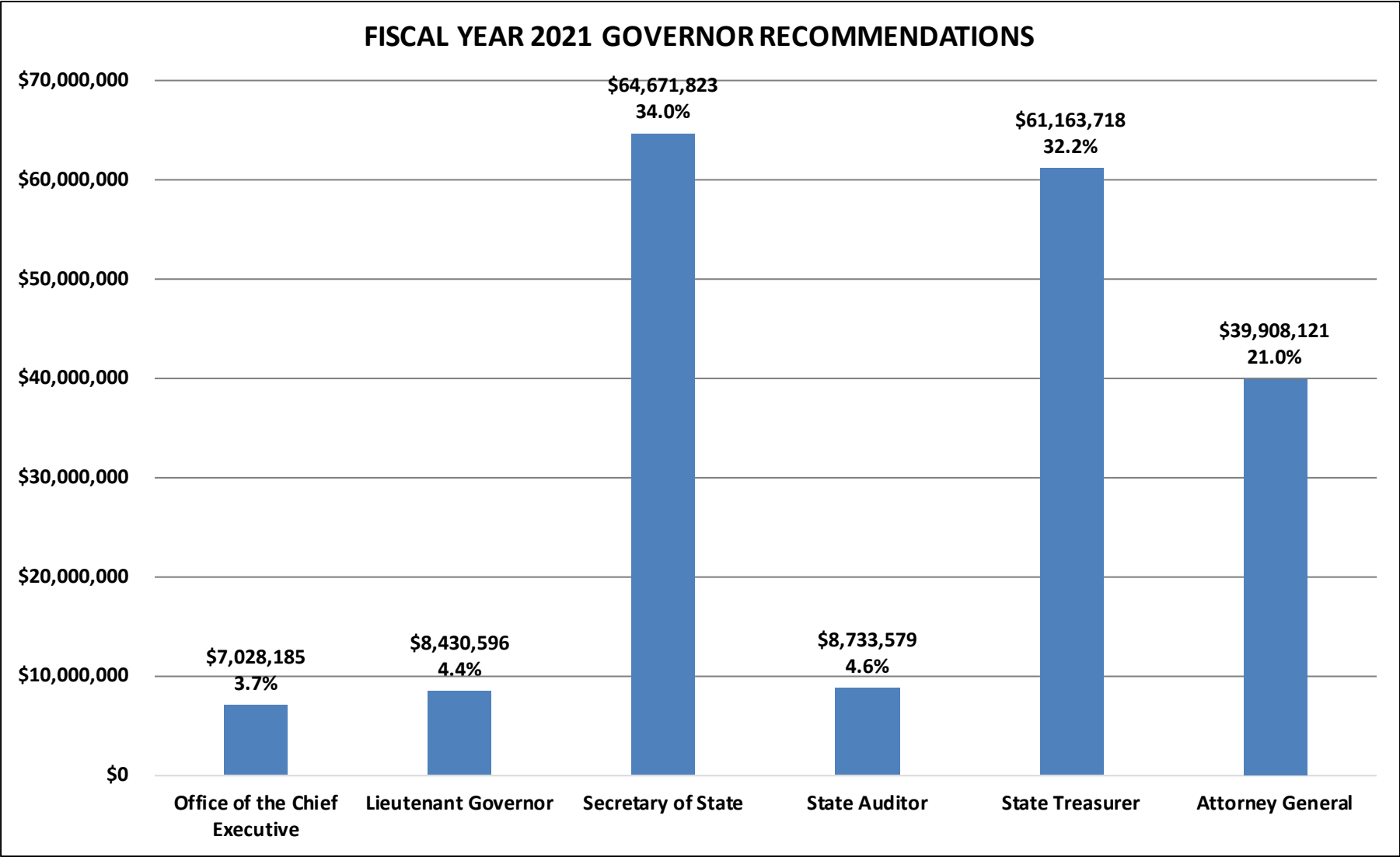


ELECTED OFFICIALS

FINANCIAL SUMMARY

	FY 2019 EXPENDITURE	FY 2020 APPROPRIATION	FY 2021 REQUEST	FY 2021 GOVERNOR RECOMMENDS
Office of the Chief Executive	\$ 2,778,277	\$ 6,983,411	\$ 6,983,857	\$ 7,028,185
Lieutenant Governor	465,039	8,393,739	8,415,331	8,430,596
Secretary of State	34,743,871	64,240,811	67,365,103	64,671,823
State Auditor	7,599,219	8,656,912	8,656,912	8,733,579
State Treasurer	53,574,230	61,105,972	61,138,785	61,163,718
Attorney General	24,474,706	39,399,550	39,813,205	39,908,121
TOTAL	\$ 123,635,342	\$ 188,780,395	\$ 192,373,193	\$ 189,936,022
General Revenue Fund	54,455,077	70,201,654	74,019,338	71,546,476
Federal Funds	9,894,957	39,566,061	39,505,076	39,553,266
Other Funds	59,285,308	79,012,680	78,848,779	78,836,280
Total Full-time Equivalent Employees	754.53	979.02	981.02	979.02
General Revenue Fund	512.37	622.08	622.03	622.03
Federal Funds	72.61	101.01	101.01	100.63
Other Funds	169.55	255.93	257.98	256.36

ELECTED OFFICIALS



OFFICE OF THE CHIEF EXECUTIVE

FINANCIAL SUMMARY

	FY 2019 EXPENDITURE	FY 2020 APPROPRIATION	FY 2021 GOVERNOR RECOMMENDS
Governor's Office and Mansion	\$ 2,603,229	\$ 2,953,410	\$ 2,998,184
National Guard Emergency	160,048	4,000,001	4,000,001
Special Audits	15,000	30,000	30,000
TOTAL	\$ 2,778,277	\$ 6,983,411	\$ 7,028,185
General Revenue Fund	2,709,053	6,776,431	6,831,336
Federal Funds	0	5,155	3,611
Other Funds	69,224	201,825	193,238
Total Full-time Equivalent Employees	31.98	36.50	36.50

GOVERNOR'S OFFICE AND MANSION

Article IV, Section 1 of the Missouri Constitution vests the state's executive power in the Governor. This section of the budget includes the statutory salary of the Governor, funds for personnel, and expense and equipment in the Governor's office and the mansion.

Fiscal Year 2021 Governor's Recommendations

- \$22,736 for pay plan, including \$20,786 general revenue.
- \$36,957 for the remaining pay periods of the Fiscal Year 2020 approved pay plan, including \$34,119 general revenue.
- (\$14,919) federal and other funds core reduction from the Fiscal Year 2020 appropriation level.

NATIONAL GUARD EMERGENCY/HOMELAND SECURITY

The Missouri National Guard, when called to active duty by the Governor under Section 41.480, RSMo, has the authority to restore law and order and assist in the disaster relief of any section of the state where circumstances exceed the resources of local civil authorities. The most common use of the guard has been for cleanup and security following natural disasters, such as a flood or tornado.

Fiscal Year 2021 Governor's Recommendations

Continue funding at the current level.

SPECIAL AUDITS

Section 26.060, RSMo, authorizes the Governor to call for special audits of any entity receiving state funds when the public interest of the state will be served.

Fiscal Year 2021 Governor's Recommendations

Continue funding at the current level.

LIEUTENANT GOVERNOR

FINANCIAL SUMMARY

	FY 2019 EXPENDITURE	FY 2020 APPROPRIATION	FY 2021 GOVERNOR RECOMMENDS
Lieutenant Governor	\$ 465,039	\$ 625,538	\$ 634,570
Arts and Cultural Development	0	7,768,201	7,796,026
TOTAL	\$ 465,039	\$ 8,393,739	\$ 8,430,596
General Revenue Fund	465,039	7,399,148	7,427,454
Federal Funds	0	994,131	1,003,142
Other Funds	0	460	0
Total Full-time Equivalent Employees	6.36	23.00	23.00

LIEUTENANT GOVERNOR

Article IV, Section 10 of the Missouri Constitution establishes the qualifications of the Lieutenant Governor and the office's powers and responsibilities as ex officio president of the Senate. The statutory salary of the Lieutenant Governor, funds for personnel and expense and equipment costs in operating the Office of the Lieutenant Governor are included in this section.

Fiscal Year 2021 Governor's Recommendations

- \$3,874 for pay plan.
- \$5,645 for the remaining pay periods of the Fiscal Year 2020 approved pay plan.
- (\$460) Missouri Arts Council Trust Fund reallocated to realign other funding sources.
- (\$27) federal funds reallocated to Arts and Cultural Development for mileage reimbursements costs.

ARTS AND CULTURAL DEVELOPMENT

Missouri Arts Council – The Missouri Arts Council oversees the distribution of state and federal funds in support of the arts. Funds are distributed statewide on a matching-grant basis to Missouri nonprofit organizations through a competitive process with specific guidelines, evaluation criteria, and a citizen advisory panel review. Grants are provided in a wide range of specific arts discipline and program areas. Council staff provides assistance and expertise in arts and nonprofit management, community development, grant writing, fundraising, marketing, arts education, board development, and program development.

Missouri Humanities Council – The Missouri Humanities Council is the state affiliate of the National Endowment for the Humanities. The council's mission is to help citizens of Missouri explore subjects including history, literature, languages, law, philosophy, and ethics, and consider the ideas that shape and facilitate participatory democracy. Council programs help communities understand and share their unique history, and to utilize those stories as a resource that can generate new economic development opportunities. Programs also help local institutions develop the capacity to engage the public in lifelong learning activities.

Public Television and Public Radio – Funds are distributed to Missouri public television and radio stations for instructional, local programming, and operating assistance.

Fiscal Year 2021 Governor's Recommendations

- \$11,391 for pay plan, including \$7,723 general revenue.
- \$16,407 for the remaining pay periods of the Fiscal Year 2020 approved pay plan, including \$11,064 general revenue.
- \$27 federal funds reallocated from the Lieutenant Governor for mileage reimbursements costs.

SECRETARY OF STATE

FINANCIAL SUMMARY

	FY 2019 EXPENDITURE	FY 2020 APPROPRIATION	FY 2021 GOVERNOR RECOMMENDS
Administration	\$ 13,696,085	\$ 19,082,314	\$ 18,867,326
Elections	12,904,930	33,254,496	33,900,496
Record Preservation Programs	80,380	475,000	475,000
Missouri Library Programs	8,062,476	11,429,001	11,429,001
TOTAL	\$ 34,743,871	\$ 64,240,811	\$ 64,671,823
General Revenue Fund	24,605,836	26,647,187	27,535,533
Federal Funds	6,264,409	28,553,147	28,441,638
Other Funds	3,873,626	9,040,477	8,694,652
Total Full-time Equivalent Employees	217.83	267.30	267.30

Article IV, Section 14 of the Missouri Constitution sets forth responsibilities of the Secretary of State.

ADMINISTRATION

The Office of the Secretary of State provides services as follows:

Administrative Services – Provides central budgeting, payroll, human resources, accounting, supplies, and mailroom services for all areas of the office. Responsibilities also include publication of the official manual of the State of Missouri, the Constitution, corporation laws, securities laws, the uniform commercial code manual, notary public laws, trademark laws, primary election returns, and the state and general assembly roster.

Elections Services – Prepares ballots, certifies candidates, canvasses election returns, certifies initiative petitions, and maintains the statewide voter registration database.

Record Services – Provides for the maintenance, retention, preservation, and disposal of official records of the state and local governments of Missouri.

Administrative Rules and Legal Services – Serves as the central filing office for all rules and regulations promulgated by departments of the State of Missouri.

Securities Services – Works to protect Missouri investors from fraud and maintains an orderly securities market in the state. The Securities Commissioner administers the Missouri Uniform Securities Act.

Business Services – Administers the laws and filings of corporations and non-profit organizations. The division is the central filing office and custodian of all filings on business and professional loans. Additionally, the division commissions public notaries.

Missouri State Library – Supports or works in concert with public, academic, and institutional libraries of the state with grant support, consultant services, development of criteria for establishment of libraries, collection development, and resource sharing. The library serves as a research and reference library for state government and the legislature and as the central outlet for census data information.

ELECTED OFFICIALS

SECRETARY OF STATE

Wolfner Library - Provides a variety of Braille, large print books, audio books, and playback equipment for eligible citizens who are blind or have visual impairments, physical disabilities, or learning disabilities. The federal government, through the National Library Service, provides production of the materials, equipment, and postal charges for their distribution. The State of Missouri pays for staffing and the cost of housing the collections of material and equipment for staff to operate the service.

Fiscal Year 2021 Governor's Recommendations

- \$105,970 for pay plan, including \$78,701 general revenue.
- \$156,291 for the remaining pay periods of the Fiscal Year 2020 approved pay plan, including \$114,610 general revenue.
- (\$477,249) core reduction from the Fiscal Year 2020 appropriation level, including (\$965) general revenue.

ELECTIONS

Initiative, Referendum, and Constitutional Amendments Expenses - Funds are provided to allow for the publication of the texts of initiative petitions and referendums in newspapers prior to their consideration by the electorate of the State of Missouri.

Absentee Ballots – Funds are provided to allow for fees and costs for establishing and maintaining the business reply and postage-free mail for absentee envelopes returned by voters, in accordance with Section 115.285, RSMo.

Election Printing and Federal Election Reform – Provisional ballot envelopes must be provided for local election authorities to use in elections of federal candidates, statewide candidates, or statewide issues. In addition, the Elections Division must print and distribute voter registration applications in accordance with federal laws.

Fiscal Year 2021 Governor's Recommendations

- \$3,816,000 for state election administration costs and to reimburse local election authorities, pursuant to Section 115.063, RSMo.
- \$2,300,000 for publishing the full texts of any statewide ballot measures in local newspapers throughout the state.
- \$80,000 for reimbursement to local election authorities for absentee ballot return postage costs.
- (\$5,500,000) core reduction for one-time expenditures.
- (\$50,000) federal funds core reduction from the Fiscal Year 2020 appropriation level.

RECORD PRESERVATION PROGRAMS

Local Records Grants – These funds are user fees designated for local records preservation. Missouri local governments submit proposals that address their specific needs in archive/records management. The Historical Records Advisory Board in concert with the Local Records Program Fiscal Grants Officer establish and implement funding priorities and audit the return of money to local governments.

Document Preservation – These funds are private donations designated for preservation of documents of legal, historical, and genealogical importance to the State of Missouri.

Fiscal Year 2021 Governor's Recommendations

Continue funding at the current level.

ELECTED OFFICIALS
SECRETARY OF STATE

MISSOURI LIBRARY PROGRAMS

State Aid for Public Libraries – The Missouri Constitution authorizes the state to support and aid public libraries. Consistent with this authority and the procedure set out in Section 181.060, RSMo, the Missouri State Library distributes funds to eligible public libraries on the basis of population served by the library district. A public library becomes eligible for participation if it has voted for a local tax of at least ten cents per one hundred dollars assessed valuation. Local libraries use state funds to supplement local support.

Library Networking Fund – Section 143.183, RSMo, authorizes the transfer from general revenue of ten percent of the annual estimate of income taxes generated from nonresident athletes and entertainers to the Library Networking Fund for distribution to public libraries for the acquisition of library materials.

Federal Aid for Public Libraries – The Missouri State Library administers federal grants under the federal Library Services and Construction Act. The library distributes funds to local public libraries for personnel, books, other library materials, and for general operating expenses to develop and improve library services. In addition, funds are available to local groups of libraries for improving local library cooperation. All costs for cooperative projects, except book purchases and building construction, are eligible for funding.

Fiscal Year 2021 Governor's Recommendations

- \$1,000,000 for the Remote Electronic Access for Libraries (REAL) Program.
- (\$1,000,000) core reduction for one-time expenditures.

STATE AUDITOR

FINANCIAL SUMMARY

	FY 2019 EXPENDITURE	FY 2020 APPROPRIATION	FY 2021 GOVERNOR RECOMMENDS
State Auditor			
TOTAL	\$ 7,599,219	\$ 8,656,912	\$ 8,733,579
General Revenue Fund	6,119,619	6,736,111	6,794,240
Federal Funds	764,817	925,513	934,455
Other Funds	714,783	995,288	1,004,884
Total Full-time Equivalent Employees	113.66	167.77	167.77

Article IV, Section 13 of the Missouri Constitution establishes qualifications and responsibilities of the State Auditor. The State Auditor's Office works to ensure the proper use of public funds by performing audits of state agencies, boards and commissions, the circuit court system, counties in Missouri that do not have a county auditor, and other political subdivisions upon petition by the voters. All audits are performed in accordance with generally accepted government auditing standards issued by the Comptroller General of the United States. The audit reports are delivered to the Governor, the General Assembly, the auditee, and interested citizens. The State Auditor also provides an annual audit of the state's comprehensive annual financial report and federal grant programs administered by the state, reviews and registers general obligation bond issues of the state's political subdivisions, prepares fiscal notes for ballot initiatives, performs an Annual Forfeiture Report, and reviews property tax rates proposed by political subdivisions for compliance with state law.

Fiscal Year 2021 Governor's Recommendations

- \$76,667 for pay plan, including \$58,129 general revenue.

STATE TREASURER

FINANCIAL SUMMARY

	FY 2019 EXPENDITURE	FY 2020 APPROPRIATION	FY 2021 GOVERNOR RECOMMENDS
Administration	\$ 3,841,174	\$ 4,605,972	\$ 4,663,718
Issuing Duplicate and Outlawed Checks	1,888,025	3,000,000	3,000,000
Abandoned Fund Account	47,845,031	53,500,000	53,500,000
TOTAL	\$ 53,574,230	\$ 61,105,972	\$ 61,163,718
General Revenue Fund	6,360,968	7,500,000	7,500,000
Other Funds	47,213,262	53,605,972	53,663,718
Total Full-time Equivalent Employees	45.77	50.40	50.40

ADMINISTRATION

Article IV, Section 15 of the Missouri Constitution describes the duties and responsibilities of the State Treasurer. The State Treasurer is responsible for receiving and investing state moneys, posting receipts to the proper funds, and signing warrants drawn according to law. As custodian of those funds, the Treasurer determines the amount of state moneys not needed for current operating expenses and invests those funds in interest-bearing time deposits in Missouri banking institutions or in short-term United States government obligations. The Treasurer is required to give due consideration to the preservation of state funds and the comparative yields available. The Treasurer also must determine whether the general welfare of the state is better served by investing state funds in United States securities or within the Missouri banking system.

The Treasurer also administers the state's unclaimed property law by collecting unclaimed or abandoned funds and property belonging to Missouri citizens and trying to locate the owners.

Fiscal Year 2021 Governor's Recommendations

- \$24,933 other funds for pay plan.
- \$32,813 other funds for the remaining pay periods of the Fiscal Year 2020 approved pay plan.

ISSUING DUPLICATE AND OUTLAWED CHECKS

These functions allow payment of claims against the state in cases where checks are not presented for payment within 12 months of issuance as required by law.

Fiscal Year 2021 Governor's Recommendations

Continue funding at the current level.

ABANDONED FUND ACCOUNT

In accordance with Section 447.543, RSMo, the Abandoned Fund Account has the two-fold purpose of receiving funds that have remained unclaimed for a period of seven years and making the payment of valid claims. Any time the fund exceeds 1/12th of the prior year's disbursements, the Treasurer may, and at least once every year shall, transfer the excess to general revenue. If verified claims for payment should reduce the balance in the account to less than 1/24th of the prior year's disbursements, the Treasurer shall transfer from general revenue an amount sufficient to restore the fund to 1/12th of the prior year's disbursements.

Fiscal Year 2021 Governor's Recommendations

Continue funding at the current level.

ATTORNEY GENERAL

FINANCIAL SUMMARY

	FY 2019 EXPENDITURE	FY 2020 APPROPRIATION	FY 2021 GOVERNOR RECOMMENDS
Administration	\$ 22,779,193	\$ 35,726,182	\$ 36,214,159
Missouri Office of Prosecution Services	1,695,513	3,673,368	3,693,962
TOTAL	\$ 24,474,706	\$ 39,399,550	\$ 39,908,121
General Revenue Fund	14,194,562	15,142,777	15,457,913
Federal Funds	2,865,731	9,088,115	9,170,420
Other Funds	7,414,413	15,168,658	15,279,788
Total Full-time Equivalent Employees	338.93	434.05	434.05

Established by Article IV, Section 12 of the Missouri Constitution, the Attorney General takes legal action to protect the rights and interests of the state, litigates appeals to which the state is a party, provides opinions regarding state law, and assists prosecuting attorneys in the prosecution of cases. The Office of the Attorney General has several responsibilities for which specific funds have been established by law.

Section 27.080, RSMo, establishes The Attorney General's Court Costs Fund to receive deposits and make payments of court costs in litigation requiring the appearance of the Attorney General. This fund is supplemented by a transfer from general revenue.

Section 416.081, RSMo, creates the Antitrust Revolving Fund which is composed of deposits of ten percent of any court settlement of antitrust litigation involving the Attorney General. This fund is supplemented by a transfer from general revenue.

Section 287.220, RSMo, authorizes the Attorney General to charge the Second Injury Fund for the cost of defending the fund.

Section 56.750, RSMo, establishes the Missouri Office of Prosecution Services within the Attorney General's Office. The Prosecution Services Office is funded primarily through fees assessed as court costs in criminal cases. The office was established to develop uniform training and procedures for Missouri's prosecuting attorneys.

Sections 407.1095 to 407.1110, RSMo, establish a no-call database to be maintained by the Attorney General for citizens who object to receiving telephone solicitations at home.

Fiscal Year 2021 Governor's Recommendations

- \$219,153 for pay plan, including \$128,297 general revenue.
- \$314,268 for the remaining pay periods of the Fiscal Year 2020 approved pay plan, including \$186,839 general revenue.
- (\$24,850) Hazardous Waste Fund core reduction from the Fiscal Year 2020 appropriation level.

JUDICIARY

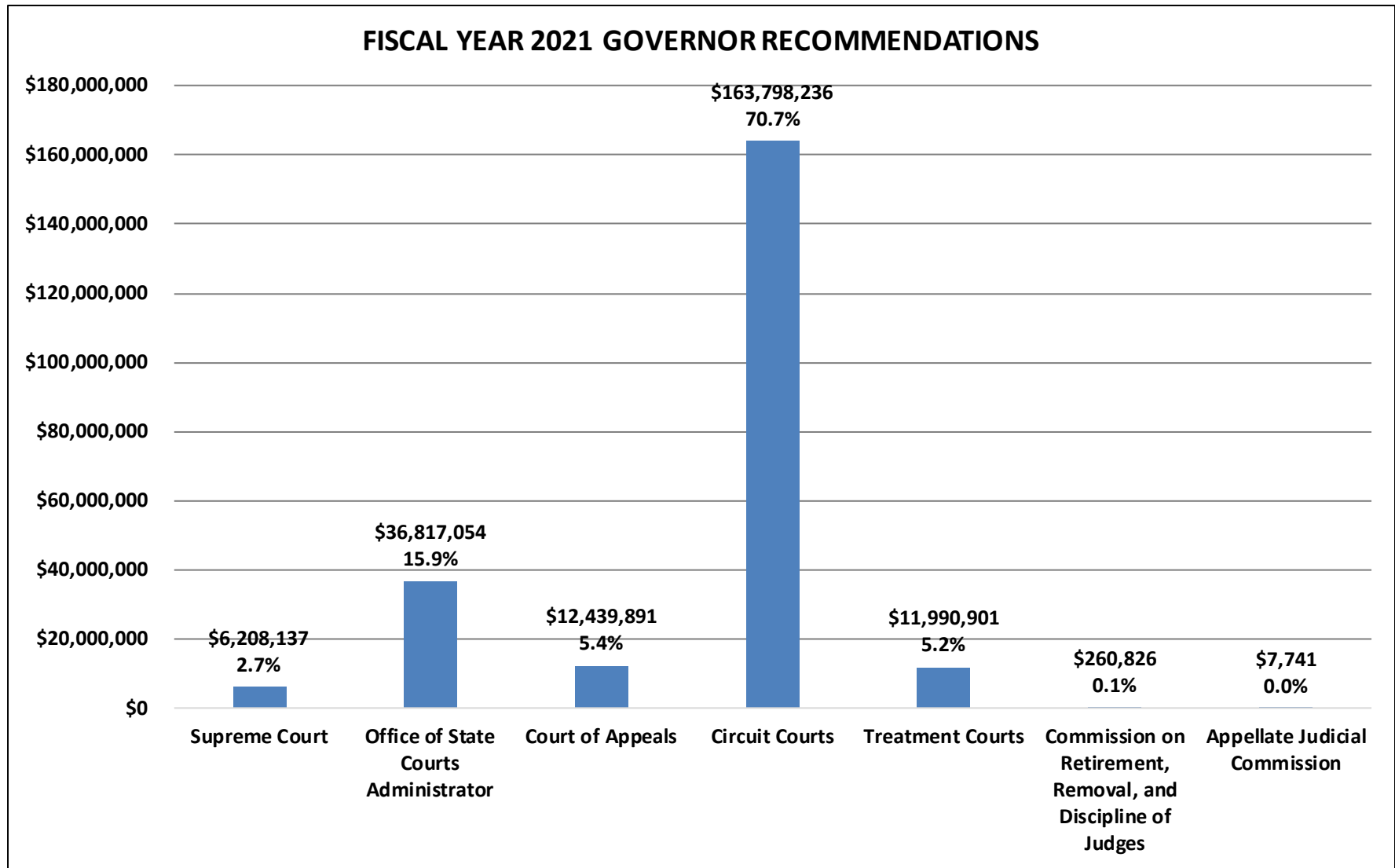
FINANCIAL SUMMARY

	FY 2019 EXPENDITURE	FY 2020 APPROPRIATION	FY 2021 REQUEST	FY 2021 GOVERNOR RECOMMENDS
Supreme Court	\$ 5,466,146	\$ 6,110,681	\$ 6,558,713	\$ 6,208,137
Office of State Courts Administrator	26,556,956	35,387,400	40,752,490	36,817,054
Court of Appeals	12,058,602	12,277,113	13,486,474	12,439,891
Circuit Courts	154,045,327	161,312,344	187,024,325	163,798,236
Treatment Courts	8,056,745	12,232,461	12,005,978	11,990,901
Commission on Retirement, Removal, and Discipline of Judges	237,004	256,738	322,724	260,826
Appellate Judicial Commission	7,741	7,741	7,741	7,741
TOTAL	\$ 206,428,521	\$ 227,584,478	\$ 260,158,445	\$ 231,522,786
General Revenue Fund	191,240,998	200,524,697	231,906,504	202,853,598
Federal Funds	5,063,016	14,587,721	15,136,604	14,763,313
Third Party Liability Collections Fund	315,834	404,509	436,292	411,596
Statewide Court Automation Fund	2,221,236	5,276,217	5,902,398	5,319,196
Supreme Court Publications Revolving Fund	20,651	150,000	150,676	150,000
Missouri CASA Fund	72,274	100,000	100,000	100,000
Crime Victims' Compensation Fund	886,486	887,200	887,200	887,200
Circuit Courts Escrow Fund	5,492	5,500	5,500	5,500
Basic Civil Legal Services Fund	6,241,472	5,099,958	5,103,271	6,502,383
State Court Administration Revolving Fund	160,978	230,000	230,000	230,000
Judiciary Education and Training Fund	0	18,676	0	0
Domestic Relations Resolution Fund	200,084	300,000	300,000	300,000
Total Full-time Equivalent Employees	3,156.44	3,446.05	3,481.30	3,447.05
General Revenue Fund	3,066.90	3,219.30	3,278.55	3,244.30
Federal Funds	50.69	168.25	142.25	142.25
Other Funds	38.85	58.50	60.50	60.50

DEPARTMENT SUMMARY

The Fiscal Year 2021 budget provides \$231.5 million for the Judiciary. The Judiciary ensures Missourians have a fair and accessible forum to adjudicate civil and criminal charges.

JUDICIARY



**JUDICIARY
SUPREME COURT**

FINANCIAL SUMMARY

	FY 2019 EXPENDITURE	FY 2020 APPROPRIATION	FY 2021 GOVERNOR RECOMMENDS
Judicial Proceedings and Review			
TOTAL	\$ 5,466,146	\$ 6,110,681	\$ 6,208,137
General Revenue Fund	5,245,870	5,434,264	5,518,492
Federal Funds	199,625	526,417	539,645
Other Funds	20,651	150,000	150,000
Total Full-time Equivalent Employees	61.11	83.00	83.00

The Supreme Court has exclusive appellate jurisdiction in all cases involving the validity of a treaty or statute of the United States or of a statute or provision of the Missouri Constitution; the construction of the state's revenue laws; the title to any state office; and in all cases where the punishment imposed is death. In addition, the court may transfer cases from the Court of Appeals if the cases involve questions of general interest or importance; the court thinks the existing law should be reexamined; the lower court opinion conflicts with prior opinions; or for other reasons provided by rule of the court. The Court of Appeals also may order a case transferred to the Supreme Court after opinion either by order of the Court of Appeals itself, or by the request of a dissenting court of appeals judge.

The Constitution authorizes the Court to establish Court practice and procedure rules and to temporarily transfer judicial personnel. In addition to its decision-making powers, the Supreme Court supervises all lower state courts (assisted by the Office of State Courts Administrator), licenses all lawyers practicing in Missouri, and disciplines those guilty of Rules of Professional Conduct violations.

Fiscal Year 2021 Governor's Recommendations

- \$36,282 for pay plan, including \$30,939 general revenue.
- \$53,694 for the remaining pay periods of the Fiscal Year 2020 approved pay plan, including \$45,809 general revenue.
- \$7,480 reallocated from the Office of State Courts Administrator for mileage reimbursement costs.

JUDICIARY
OFFICE OF STATE COURTS ADMINISTRATOR

FINANCIAL SUMMARY

	FY 2019 EXPENDITURE	FY 2020 APPROPRIATION	FY 2021 GOVERNOR RECOMMENDS
State Courts Administrator	\$ 12,127,143	\$ 12,821,296	\$ 13,218,705
Court Improvement Projects	10,693,454	13,166,648	14,633,388
Statewide Court Automation	2,221,236	7,276,217	7,319,196
Judicial Report	100,000	0	0
Judicial Training and Education Transfer	1,415,123	2,123,239	1,645,765
TOTAL	\$ 26,556,956	\$ 35,387,400	\$ 36,817,054
General Revenue Fund	12,712,571	15,749,600	15,690,677
Federal Funds	4,479,538	8,295,749	8,357,598
Other Funds	9,364,847	11,342,051	12,768,779
Total Full-time Equivalent Employees	202.31	229.25	243.25

The Office of State Courts Administrator fulfills the Supreme Court's administrative obligations. Staff provides technical assistance, statistical analysis, financial system analysis, continuing education, and automation support functions for the courts. The office assists in policy direction for the Statewide Judicial Information System and Missouri Court Automation, collects and analyzes caseload data from the courts, develops and operates appellate and circuit record-keeping systems, develops and operates administrative systems, prepares the judicial budget, and maintains the personnel system for the courts. The office processes payrolls for all state-paid circuit court employees and all other state expenditures of the Supreme Court and circuit courts. The office's fundamental goal is to build an integrated court system that renders geography largely irrelevant with greater efficiency, wider access, and enhanced accountability for the litigant.

Fiscal Year 2021 Governor's Recommendations

- \$1,400,000 Basic Civil Legal Services Fund to allow for disbursement of the Tort Victims' Compensation Fund collections to legal aid offices.
- \$300,000 for circuit court realignment.
- \$122,415 for pay plan, including \$79,433 general revenue.
- \$196,513 for the remaining pay periods of the Fiscal Year 2020 approved pay plan, including \$131,700 general revenue.
- 14 staff reallocated from circuit courts.
- (\$499,209) core reduction from the Fiscal Year 2020 appropriation level.
- (\$90,065) reallocated to various divisions for mileage reimbursement costs, including (\$70,847) general revenue.

**JUDICIARY
COURT OF APPEALS**

FINANCIAL SUMMARY

	FY 2019 EXPENDITURE	FY 2020 APPROPRIATION	FY 2021 GOVERNOR RECOMMENDS
Court of Appeals - Western District	\$ 4,186,900	\$ 4,230,986	\$ 4,286,834
Court of Appeals - Eastern District	5,263,502	5,432,391	5,505,736
Court of Appeals - Southern District	2,608,200	2,613,736	2,647,321
TOTAL	\$ 12,058,602	\$ 12,277,113	\$ 12,439,891
General Revenue Fund	12,058,602	12,277,113	12,439,891
Total Full-time Equivalent Employees	151.52	159.35	159.35

Missouri's current appellate structure is a single Court of Appeals consisting of three districts. The Eastern District sits in St. Louis, the Western District in Kansas City, and the Southern District holds sessions in Springfield and Poplar Bluff. Missouri Statute sets the number of judges in each district: 14 in the Eastern District, 11 in the Western District, and 7 in the Southern District.

The Court of Appeals may issue and determine original remedial writs and has general appellate jurisdiction in all cases not within the exclusive jurisdiction of the Supreme Court. The Court of Appeals may transfer cases not within the Supreme Court's exclusive jurisdiction to the Supreme Court when involving an important issue that should be decided by the state's highest court.

Fiscal Year 2021 Governor's Recommendations

- \$62,609 for pay plan.
- \$94,526 for the remaining pay periods of the Fiscal Year 2020 approved pay plan.
- \$5,643 reallocated from the Office of State Courts Administrator for mileage reimbursement costs.

**JUDICIARY
CIRCUIT COURTS**

FINANCIAL SUMMARY

	FY 2019 EXPENDITURE	FY 2020 APPROPRIATION	FY 2021 GOVERNOR RECOMMENDS
Circuit Personnel	\$ 145,692,036	\$ 152,826,944	\$ 155,312,836
Circuit Court Administration	7,580,933	7,585,400	7,585,400
CASA Programs	572,274	600,000	600,000
Domestic Relations	200,084	300,000	300,000
TOTAL	\$ 154,045,327	\$ 161,312,344	\$ 163,798,236
General Revenue Fund	152,922,465	154,566,780	156,945,070
Federal Funds	383,853	5,765,555	5,866,070
Other Funds	739,009	980,009	987,096
Total Full-time Equivalent Employees	2,736.15	2,967.70	2,952.70

Missouri Constitution Article V, Section 1 establishes the 46 Missouri Circuit Courts with Chapter 478, RSMo, detailing the boundaries, circuit numbers, and geographic locations. The circuit court, the exclusive trial court in Missouri, is comprised of circuit judges, associate circuit judges, and municipal judges. Municipalities under 400,000 population may, and those over 400,000 must, make provision for judges to hear municipal ordinance violations. If such provision is not made, municipalities will file such cases before an associate circuit judge.

Fiscal Year 2021 Governor's Recommendations

- \$75,113 and one staff for a new Associate Judge in Cole County for the 19th judicial circuit, pursuant to SB 871 (2018).
- \$942,885 for pay plan, including \$900,120 general revenue.
- \$1,413,533 for the remaining pay periods of the Fiscal Year 2020 approved pay plan, including \$1,349,419 general revenue.
- \$58,031 reallocated from the Office of State Courts Administrator for mileage reimbursement costs, including \$57,308 general revenue.
- (\$3,670) core reduction for one-time expenditures.
- (16) staff reallocated to various divisions.

JUDICIARY
TREATMENT COURTS

FINANCIAL SUMMARY

	FY 2019 EXPENDITURE	FY 2020 APPROPRIATION	FY 2021 GOVERNOR RECOMMENDS
Treatment Courts			
TOTAL	\$ 8,056,745	\$ 12,232,461	\$ 11,990,901
General Revenue Fund	8,056,745	12,232,461	11,990,901
Total Full-time Equivalent Employees	3.32	4.00	6.00

The treatment court program uses court authority to identify those offenders for whom costly incarceration is neither necessary nor an efficient allocation of scarce public resources. Based on the circumstance, judges divert defendants to treatment court programs at various stages of the judicial process. Treatment courts provide an additional tool to reduce the number of people entering the court and penal systems. Additionally, treatment programs decrease the negative consequences of drug and alcohol abuse by reducing the number of additional cases filed involving family disputes, abuse and neglect, truancy, property crimes, and crimes of violence.

The Missouri Veterans' Treatment Courts are hybrid drug and mental health courts that use the drug court model to serve veterans struggling with addiction, serious mental illness, and/or co-occurring disorders. These courts use a coordinated response that involves cooperation and collaboration with the U.S. Department of Veterans Affairs healthcare networks, the Veterans' Benefits Administration, volunteer veteran mentors and veterans' family support organizations.

Any circuit may establish a treatment court that combines judicial supervision, drug testing, and treatment of treatment court participants. The Treatment Court Coordinating Commission is composed of eight members: one member selected by the director of the Department of Corrections, one member selected by the director of the Department of Social Services, one member selected by the director of the Department of Mental Health, one member selected by the director of the Department of Public Safety, one member selected by the Office of State Courts Administrator, and three members selected by the Supreme Court. The commission is to evaluate, secure, coordinate, and allocate funding resources to the various treatment courts around the state.

Fiscal Year 2021 Governor's Recommendations

- \$4,165 for pay plan.
- \$4,275 for the remaining pay periods of the Fiscal Year 2020 approved pay plan.
- Two staff reallocated from circuit courts.
- (\$250,000) core reduction for one-time expenditures.

JUDICIARY**COMMISSION ON RETIREMENT, REMOVAL, AND DISCIPLINE OF JUDGES****FINANCIAL SUMMARY**

	FY 2019 EXPENDITURE	FY 2020 APPROPRIATION	FY 2021 GOVERNOR RECOMMENDS
Commission on Retirement, Removal, and Discipline of Judges			
TOTAL	\$ 237,004	\$ 256,738	\$ 260,826
General Revenue Fund	237,004	256,738	260,826
Total Full-time Equivalent Employees	2.03	2.75	2.75

The Commission on Retirement, Removal, and Discipline of Judges receives and investigates all requests and suggestions concerning retirement for disability and all complaints concerning misconduct of judges, members of the judicial commissions, and members of this commission. The commission is composed of two citizens appointed by the Governor who are not members of the bar, two lawyers appointed by the governing body of the Missouri Bar, one judge of the Court of Appeals selected by a majority of the judges of the Court of Appeals, and one judge of the circuit courts selected by a majority of the circuit judges of this state.

Fiscal Year 2021 Governor's Recommendations

- \$632 for pay plan.
- \$3,221 for the remaining pay periods of the Fiscal Year 2020 approved pay plan.
- \$235 reallocated from the Office of State Courts Administrator for mileage reimbursement costs.

JUDICIARY
APPELLATE JUDICIAL COMMISSION

FINANCIAL SUMMARY

	FY 2019 EXPENDITURE	FY 2020 APPROPRIATION	FY 2021 GOVERNOR RECOMMENDS
Appellate Judicial Commission			
TOTAL	\$ 7,741	\$ 7,741	\$ 7,741
General Revenue Fund	7,741	7,741	7,741
Total Full-time Equivalent Employees	0.00	0.00	0.00

The Appellate Judicial Commission consists of a judge of the Supreme Court, one member of the bar from each appeals district, and one citizen not a member of the bar from each appeals district. The commission considers vacant judgeships of the Supreme Court and the Court of Appeals.

Fiscal Year 2021 Governor's Recommendations

Continue funding at the current level.

OFFICE OF THE STATE PUBLIC DEFENDER

FINANCIAL SUMMARY

	FY 2019 EXPENDITURE	FY 2020 APPROPRIATION	FY 2021 REQUEST	FY 2021 GOVERNOR RECOMMENDS
Defender Services	\$ 41,293,245	\$ 43,765,077	\$ 52,450,679	\$ 44,613,938
Federal Grants	0	125,000	625,000	625,000
Legal Defense and Defender Fund	1,558,106	2,989,646	3,014,199	3,004,358
Homicide/Conflict of Interest Cases	4,721,072	4,721,071	4,721,071	4,721,071
DEPARTMENTAL TOTAL	\$ 47,572,423	\$ 51,600,794	\$ 60,810,949	\$ 52,964,367
PERSONAL SERVICE				
General Revenue Fund	32,614,679	35,053,587	36,481,324	35,913,698
Legal Defense and Defender Fund	136,012	138,890	140,943	142,352
EXPENSE AND EQUIPMENT				
General Revenue Fund	13,399,638	13,421,311	20,690,426	13,421,311
Legal Defense and Defender Fund	1,389,981	2,612,006	2,623,256	2,612,006
PROGRAM SPECIFIC DISTRIBUTION				
Federal Funds	0	125,000	625,000	625,000
Legal Defense and Defender Fund	32,113	250,000	250,000	250,000
TOTAL				
General Revenue Fund	46,014,317	48,474,898	57,171,750	49,335,009
Federal Funds	0	125,000	625,000	625,000
Legal Defense and Defender Fund	1,558,106	3,000,896	3,014,199	3,004,358
Total Full-time Equivalent Employees	598.04	615.13	632.13	615.13
General Revenue Fund	596.17	613.13	630.13	613.13
Other Funds	1.87	2.00	2.00	2.00

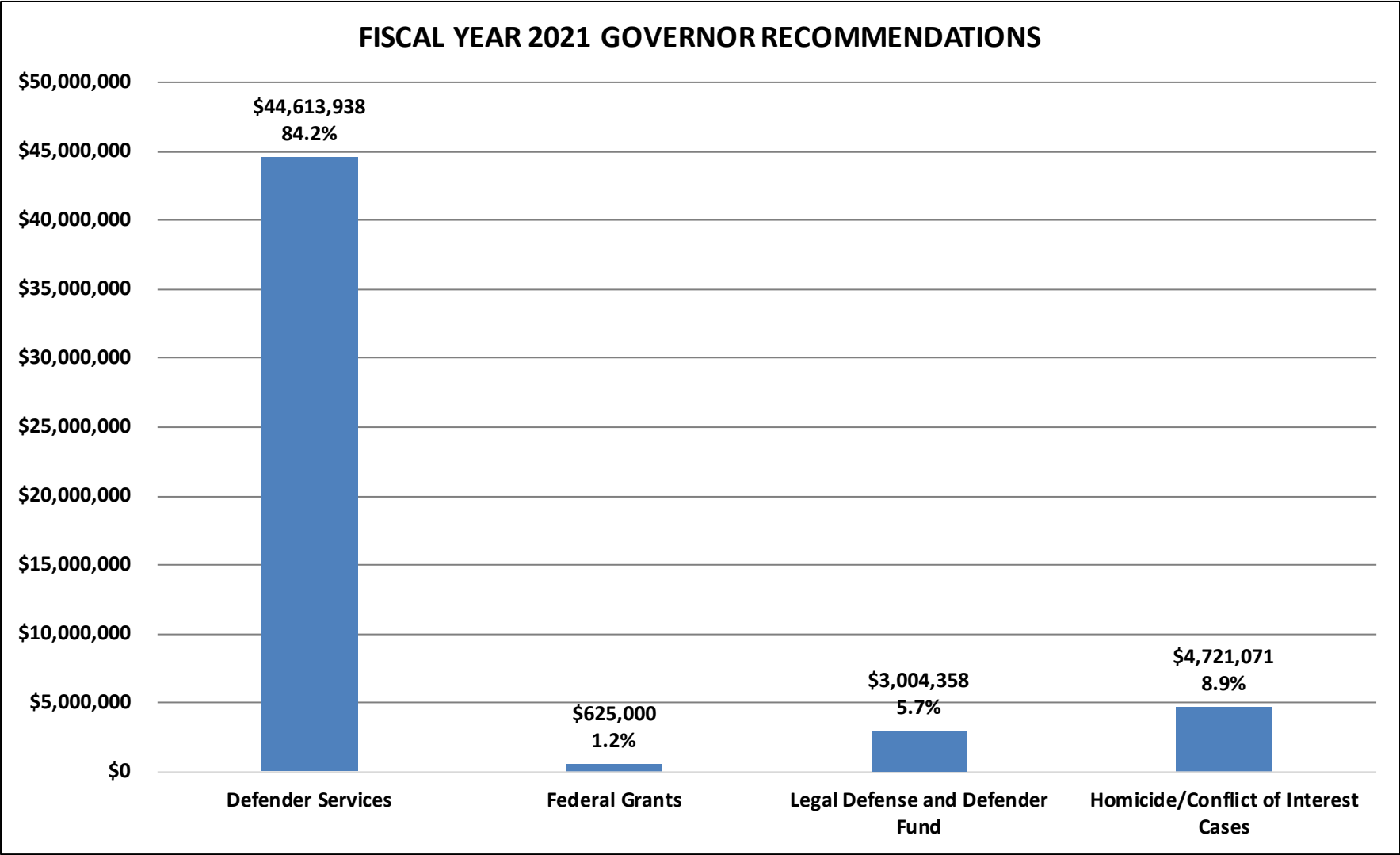
DEPARTMENT SUMMARY

The Fiscal Year 2021 budget provides \$53 million for the State Public Defender.

The Office of the State Public Defender seeks to fulfill the constitutional guarantee of legal counsel in Missouri state courts for indigent persons accused or convicted of criminal offenses. The system also provides civil commitment defense representation under Missouri's sexually violent predator laws.

Fiscal Year 2021 Governor's Recommendations

- \$500,000 federal funds for receiving and expending grants from federal and other sources.
- \$356,991 for pay plan, including \$355,582 general revenue.
- \$506,582 for the remaining pay periods of the Fiscal Year 2020 approved pay plan, including \$504,529 general revenue.



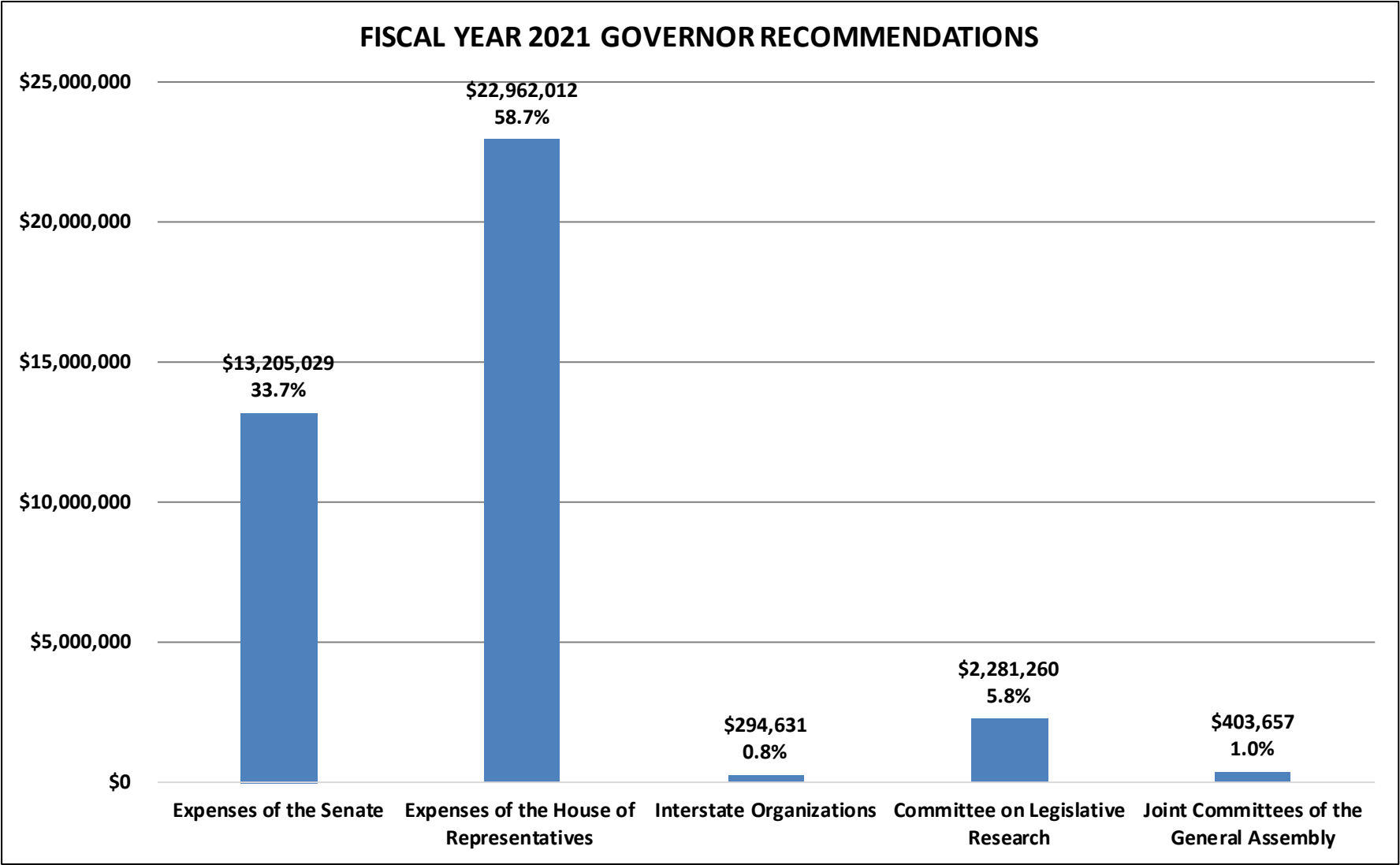
GENERAL ASSEMBLY

FINANCIAL SUMMARY

	FY 2019 EXPENDITURE	FY 2020 APPROPRIATION	FY 2021 REQUEST	FY 2021 GOVERNOR RECOMMENDS
Expenses of the Senate	\$ 11,452,726	\$ 12,972,650	\$ 13,110,603	\$ 13,205,029
Expenses of the House of Representatives	20,976,973	22,676,345	22,845,287	22,962,012
Interstate Organizations	275,957	294,631	294,631	294,631
Committee on Legislative Research	1,362,244	2,233,523	2,233,523	2,281,260
Joint Committees of the General Assembly	324,977	394,889	394,889	403,657
TOTAL	\$ 34,392,877	\$ 38,572,038	\$ 38,878,933	\$ 39,146,589
General Revenue Fund	34,322,866	38,198,328	38,505,223	38,770,600
House of Representatives Revolving Fund	11,634	45,000	45,000	45,000
Senate Revolving Fund	32,131	40,000	40,000	40,000
Statutory Revision Fund	26,246	288,710	288,710	290,989
Total Full-time Equivalent Employees	600.95	691.17	691.17	691.17
General Revenue Fund	600.95	689.92	689.92	689.92
Other Funds	0.00	1.25	1.25	1.25

DEPARTMENT SUMMARY

The Fiscal Year 2021 budget provides \$39.1 million for the General Assembly. Article III of the Missouri Constitution provides for the legislative branch of Missouri state government, consisting of the House of Representatives and Senate. The Senate is comprised of 34 members elected for four-year terms. The House is comprised of 163 members elected for two-year terms.



**GENERAL ASSEMBLY
SENATE**

FINANCIAL SUMMARY

	FY 2019 EXPENDITURE	FY 2020 APPROPRIATION	FY 2021 GOVERNOR RECOMMENDS
Salaries of Members	\$ 1,188,966	\$ 1,226,610	\$ 1,226,610
Mileage of Members	62,808	102,869	96,529
Per Diem of Members	287,506	306,100	306,100
Senate Contingent Expenses	9,846,139	11,112,071	11,350,790
Joint Contingent Expenses	67,307	225,000	225,000
TOTAL	\$ 11,452,726	\$ 12,972,650	\$ 13,205,029
General Revenue Fund	11,420,595	12,932,650	13,165,029
Senate Revolving Fund	32,131	40,000	40,000
Total Full-time Equivalent Employees	189.48	221.04	221.04

The budget of the Senate includes funding for members' statutory salaries, staff support, interim committee expenses, and travel expense reimbursements, including lodging, meals, and mileage.

Fiscal Year 2021 Governor's Recommendations

- \$94,426 for pay plan.
- \$137,953 for the remaining pay periods of the Fiscal Year 2020 approved pay plan.

**GENERAL ASSEMBLY
HOUSE OF REPRESENTATIVES**

FINANCIAL SUMMARY

	FY 2019 EXPENDITURE	FY 2020 APPROPRIATION	FY 2021 GOVERNOR RECOMMENDS
Salaries of Members	\$ 5,684,906	\$ 5,861,145	\$ 5,861,145
Mileage of Members	304,507	470,986	452,769
Per Diem of Members	1,351,783	1,500,000	1,500,000
Representatives' Expense Vouchers	1,083,842	1,371,712	1,386,884
House Contingent Expenses	12,540,301	13,427,502	13,716,214
House of Representatives Revolving Fund	11,634	45,000	45,000
TOTAL	\$ 20,976,973	\$ 22,676,345	\$ 22,962,012
General Revenue Fund	20,965,339	22,631,345	22,917,012
House of Representatives Revolving Fund	11,634	45,000	45,000
Total Full-time Equivalent Employees	385.70	435.88	435.88

The budget of the House includes funding for members' statutory salaries, staff support, interim committee expenses, and travel expense reimbursements, including lodging, meals, and mileage.

Fiscal Year 2021 Governor's Recommendations

- \$116,725 for pay plan.
- \$168,942 for the remaining pay periods of the Fiscal Year 2020 approved pay plan.

GENERAL ASSEMBLY
INTERSTATE ORGANIZATIONS

FINANCIAL SUMMARY

	FY 2019 EXPENDITURE	FY 2020 APPROPRIATION	FY 2021 GOVERNOR RECOMMENDS
Administration			
TOTAL	\$ 275,957	\$ 294,631	\$ 294,631
General Revenue Fund	275,957	294,631	294,631
Total Full-time Equivalent Employees	0.00	0.00	0.00

Missouri dues to the National Conference of State Legislatures are paid from these funds.

Fiscal Year 2021 Governor's Recommendations

Continue funding at the current level.

**GENERAL ASSEMBLY
COMMITTEE ON LEGISLATIVE RESEARCH**

FINANCIAL SUMMARY

	FY 2019 EXPENDITURE	FY 2020 APPROPRIATION	FY 2021 GOVERNOR RECOMMENDS
Administration	\$ 556,505	\$ 576,461	\$ 590,566
Statute Publication	26,246	288,710	290,989
Oversight Division	779,493	1,368,352	1,399,705
TOTAL	\$ 1,362,244	\$ 2,233,523	\$ 2,281,260
General Revenue Fund	1,335,998	1,944,813	1,990,271
Statutory Revision Fund	26,246	288,710	290,989
Total Full-time Equivalent Employees	20.67	28.25	28.25

Sections 23.010 through 23.190, RSMo, establish a permanent joint committee of the General Assembly. It is comprised of the chair of the Senate Appropriations Committee and nine other senators, and the chair of the House Budget Committee and nine other representatives. As outlined in Missouri statutes, the Committee on Legislative Research employs staff to perform the following services for the members of the General Assembly:

- Prepare the online and print versions of the Revised Statutes of Missouri for publication,
- Review all Truly Agreed to and Finally Passed legislation,
- Assign sections of drafted and passed legislation for placement in the statutes,
- Provide research and reference services on legislative issues,
- Prepare fiscal notes for legislation introduced in either house of the General Assembly,
- Conduct management and performance evaluations of state agencies,
- Make investigations into legislative and governmental institutions to aid the General Assembly, and
- Maintain a legislative library for a reference service to the General Assembly and public.

Fiscal Year 2021 Governor's Recommendations

- \$18,747 for pay plan, including \$17,819 general revenue.
- \$28,990 for the remaining pay periods of the Fiscal Year 2020 approved pay plan, including \$27,639 general revenue.

**GENERAL ASSEMBLY
JOINT COMMITTEES**

FINANCIAL SUMMARY

	FY 2019 EXPENDITURE	FY 2020 APPROPRIATION	FY 2021 GOVERNOR RECOMMENDS
Joint Committee on Administrative Rules	\$ 132,494	\$ 142,859	\$ 146,034
Joint Committee on Public Employee Retirement	121,783	174,093	178,013
Joint Committee on Education	70,700	77,937	79,610
TOTAL	\$ 324,977	\$ 394,889	\$ 403,657
General Revenue Fund	324,977	394,889	403,657
Total Full-time Equivalent Employees	5.10	6.00	6.00

These are statutory committees comprised of members of the House and Senate.

Fiscal Year 2021 Governor's Recommendations

- \$3,570 for pay plan.
- \$5,198 for the remaining pay periods of the Fiscal Year 2020 approved pay plan.

STATEWIDE REAL ESTATE

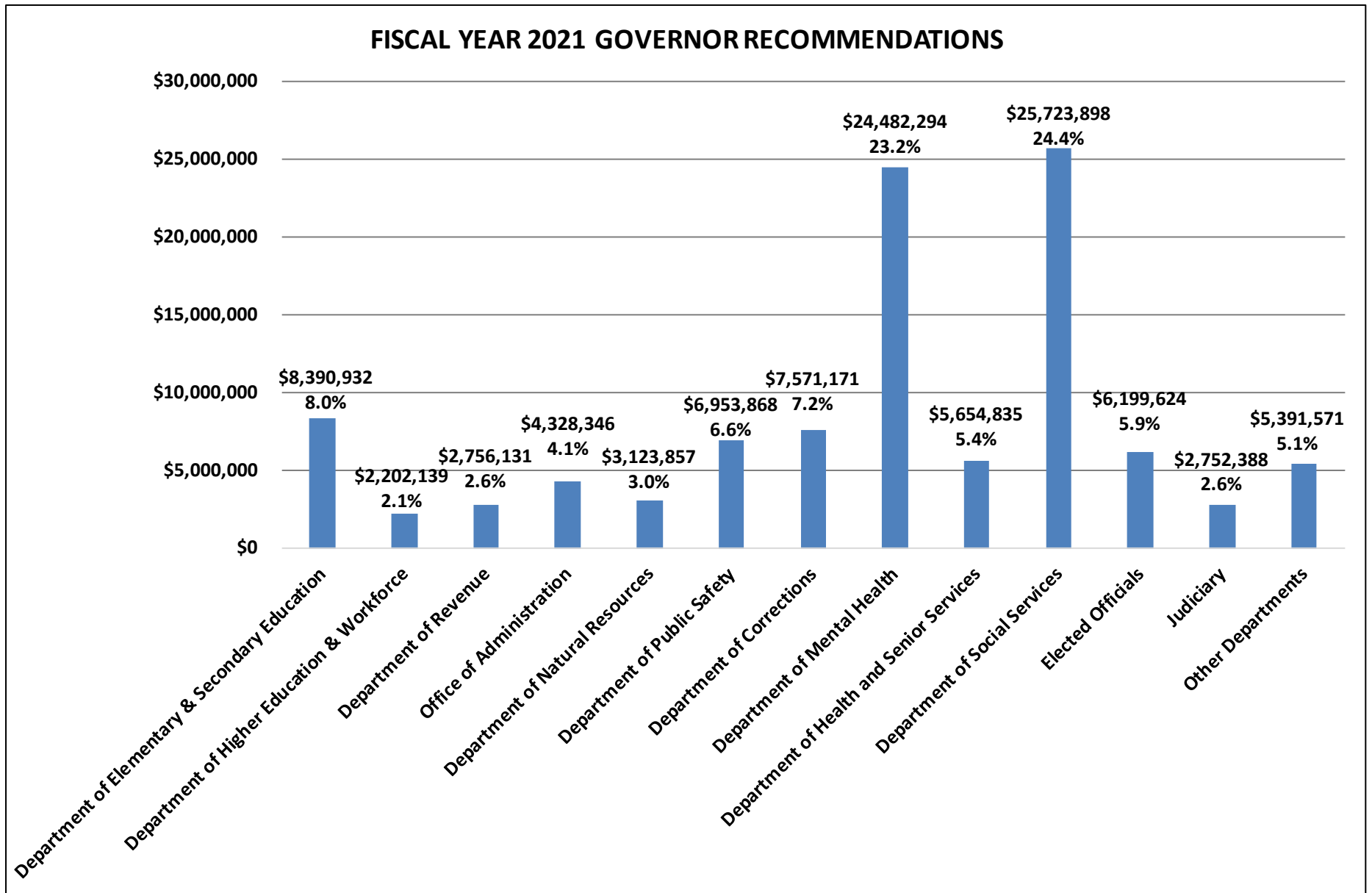
FINANCIAL SUMMARY

	FY 2019 EXPENDITURE	FY 2020 APPROPRIATION	FY 2021 REQUEST	FY 2021 GOVERNOR RECOMMENDS
Department of Elementary and Secondary Education	\$ 7,645,709	\$ 8,259,772	\$ 8,340,990	\$ 8,390,932
Department of Higher Education & Workforce Development	119,128	2,385,295	2,196,606	2,202,139
Department of Revenue	2,720,474	2,730,196	2,858,543	2,756,131
Office of Administration	3,459,424	3,692,253	4,838,457	4,328,346
Department of Agriculture	1,367,668	879,857	886,912	891,076
Department of Natural Resources	2,895,336	3,067,225	3,114,317	3,123,857
Department of Economic Development	3,481,612	348,463	430,750	433,673
Department of Commerce & Insurance	949,710	2,046,943	2,045,240	2,052,987
Department of Labor and Industrial Relations	1,911,076	2,026,333	2,002,809	2,013,835
Department of Public Safety	7,940,401	6,747,770	6,939,628	6,953,868
Department of Corrections	6,864,537	7,665,920	7,795,878	7,571,171
Department of Mental Health	23,397,651	24,028,108	24,260,276	24,482,294
Department of Health and Senior Services	5,315,763	5,467,981	5,638,381	5,654,835
Department of Social Services	24,874,554	25,754,385	25,625,750	25,723,898
Elected Officials	5,712,429	6,306,431	6,388,154	6,199,624
Judiciary	2,384,621	2,798,056	3,345,507	2,752,388
State Legal Expense Fund Transfer	0	1	1	1
TOTAL	\$ 101,040,093	\$ 104,204,989	\$ 106,708,199	\$ 105,531,055
General Revenue Fund	70,407,138	73,897,201	76,305,338	75,160,852
Federal Funds	16,895,196	19,295,014	19,128,657	19,177,557
Other Funds	13,737,759	11,012,774	11,274,204	11,192,646

DEPARTMENT SUMMARY

The Fiscal Year 2021 budget provides \$105.5 million for Statewide Real Estate. The Office of Administration's Division of Facilities Management, Design and Construction (FMDC) oversees all leased facilities, state-owned facilities, and most institutional facilities. FMDC continues, as possible, to terminate leases and consolidate state agencies within state-owned space. FMDC has implemented several initiatives to reduce facility costs, including extensive contract negotiations and energy reduction.

FMDC manages over 12.8 million square feet of facility space.



STATEWIDE REAL ESTATE

DEPARTMENT OF ELEMENTARY AND SECONDARY EDUCATION

On behalf of the Department of Elementary and Secondary Education, FMDC oversees and manages 35 lease contracts, totaling over 170,000 square feet, with approximately 193,000 square feet within state-owned facilities, and approximately 1,200,000 square feet of institutional space.

Fiscal Year 2021 Governor's Recommendations

- \$19,872 for fringes related to real estate administrative charges, including \$15,436 general revenue.
- \$30,070 for pay plan, including \$23,437 general revenue.
- \$29,351 for the remaining pay periods of the Fiscal Year 2020 approved pay plan, including \$23,323 general revenue.
- \$57,313 for the remaining pay periods of the Fiscal Year 2020 approved pay plan associated with the recently completed compensation study to move to market-based minimums, including \$45,538 general revenue.
- \$189,359 reallocated from various departmental real estate budgets, including \$26,264 general revenue.
- (\$194,805) reallocated to various departmental real estate budgets, including (\$28,542) general revenue.

DEPARTMENT OF HIGHER EDUCATION & WORKFORCE DEVELOPMENT

On behalf of the Coordinating Board for Higher Education and the Department of Higher Education & Workforce Development, FMDC oversees and manages 23 lease contracts, totaling over 104,000 square feet, with approximately 84,000 square feet located within state-owned facilities.

Fiscal Year 2021 Governor's Recommendations

- \$2,217 for fringes related to real estate administrative charges, including \$460 general revenue.
- \$3,316 for pay plan, including \$688 general revenue.
- \$4,083 for the remaining pay periods of the Fiscal Year 2020 approved pay plan, including \$532 general revenue.
- \$7,971 for the remaining pay periods of the Fiscal Year 2020 approved pay plan associated with the recently completed compensation study to move to market-based minimums, including \$1,039 general revenue.
- \$48,884 reallocated from various departmental real estate budgets, including \$35,942 general revenue.
- (\$249,627) federal funds reallocated to various departmental real estate budgets.

DEPARTMENT OF REVENUE

On behalf of the Department of Revenue and the Tax Commission, FMDC oversees and manages 13 lease contracts totaling over 21,000 square feet, and approximately 282,000 square feet located within state-owned facilities. On behalf of the Lottery Commission, FMDC is responsible for the oversight and management of three lease contracts totaling over 30,000 square feet.

Fiscal Year 2021 Governor's Recommendations

- \$5,536 for fringes related to real estate administrative charges, including \$5,420 general revenue.
- \$8,278 for pay plan, including \$8,105 general revenue.
- \$8,383 for the remaining pay periods of the Fiscal Year 2020 approved pay plan, including \$8,214 general revenue.
- \$16,367 for the remaining pay periods of the Fiscal Year 2020 approved pay plan associated with the recently completed compensation study to move to market-based minimums, including \$16,037 general revenue.
- \$32,728 reallocated from various departmental real estate budgets, including \$24,245 general revenue.
- (\$45,357) reallocated to various departmental real estate budgets.

STATEWIDE REAL ESTATE

OFFICE OF ADMINISTRATION

On behalf of the Office of Administration, FMDC oversees and manages 25 lease contracts totaling over 150,000 square feet, and approximately 611,000 square feet located within state-owned facilities. On behalf of the Ethics Commission, FMDC is responsible for the oversight and management of one lease contract for approximately 7,000 square feet of space.

Fiscal Year 2021 Governor's Recommendations

- \$10,975 for fringes related to real estate administrative charges, including \$10,906 general revenue.
- \$16,414 for pay plan, including \$16,310 general revenue.
- \$14,006 for the remaining pay periods of the Fiscal Year 2020 approved pay plan, including \$13,950 general revenue.
- \$27,345 for the remaining pay periods of the Fiscal Year 2020 approved pay plan associated with the recently completed compensation study to move to market-based minimums, including \$27,236 general revenue.
- \$567,353 reallocated from various departmental real estate budgets, including \$556,375 general revenue.

DEPARTMENT OF AGRICULTURE

On behalf of the Department of Agriculture, FMDC oversees and manages six lease contracts totaling approximately 18,000 square feet, and approximately 64,000 square feet located within state-owned facilities.

Fiscal Year 2021 Governor's Recommendations

- \$1,669 for fringes related to real estate administrative charges, including \$327 general revenue.
- \$2,495 for pay plan, including \$489 general revenue.
- \$2,471 for the remaining pay periods of the Fiscal Year 2020 approved pay plan, including \$479 general revenue.
- \$4,826 for the remaining pay periods of the Fiscal Year 2020 approved pay plan associated with the recently completed compensation study to move to market-based minimums, including \$936 general revenue.
- \$21,695 reallocated from various departmental real estate budgets, including \$986 general revenue.
- (\$21,937) federal and other funds reallocated to various departmental real estate budgets.

DEPARTMENT OF NATURAL RESOURCES

On behalf of the Department of Natural Resources, FMDC oversees and manages 23 lease contracts totaling approximately 139,000 square feet, and approximately 157,000 square feet located within state-owned facilities.

Fiscal Year 2021 Governor's Recommendations

- \$3,824 for fringes related to real estate administrative charges, including \$1,093 general revenue.
- \$5,716 for pay plan, including \$1,634 general revenue.
- \$5,754 for the remaining pay periods of the Fiscal Year 2020 approved pay plan, including \$1,446 general revenue.
- \$11,237 for the remaining pay periods of the Fiscal Year 2020 approved pay plan associated with the recently completed compensation study to move to market-based minimums, including \$2,823 general revenue.
- \$198,912 reallocated from various departmental real estate budgets, including \$44,705 general revenue.
- (\$168,811) federal and other funds reallocated to various departmental real estate budgets.

STATEWIDE REAL ESTATE

DEPARTMENT OF ECONOMIC DEVELOPMENT

On behalf of the Department of Economic Development, FMDC oversees and manages two lease contracts totaling over 4,300 square feet, and approximately 56,000 square feet located within state-owned facilities.

Fiscal Year 2021 Governor's Recommendations

- \$1,171 for fringes related to real estate administrative charges, including \$727 general revenue.
- \$1,752 for pay plan, including \$1,088 general revenue.
- \$1,469 for the remaining pay periods of the Fiscal Year 2020 approved pay plan, including \$853 general revenue.
- \$2,868 for the remaining pay periods of the Fiscal Year 2020 approved pay plan associated with the recently completed compensation study to move to market-based minimums, including \$1,666 general revenue.
- \$89,222 reallocated from various departmental real estate budgets, including \$58,397 general revenue.
- (\$11,272) other funds reallocated to various departmental real estate budgets.

DEPARTMENT OF COMMERCE & INSURANCE

On behalf of the Department of Commerce & Insurance, FMDC oversees and manages eight lease contracts totaling approximately 76,000 square feet, and approximately 139,000 square feet located within state-owned facilities.

Fiscal Year 2021 Governor's Recommendations

- \$3,104 for fringes related to real estate administrative charges, including \$18 general revenue.
- \$4,643 for pay plan, including \$27 general revenue.
- \$4,554 other funds for the remaining pay periods of the Fiscal Year 2020 approved pay plan.
- \$8,894 other funds for the remaining pay periods of the Fiscal Year 2020 approved pay plan associated with the recently completed compensation study to move to market-based minimums.
- \$96,778 reallocated from various departmental real estate budgets, including \$62,559 general revenue.
- (\$111,929) other funds reallocated to various departmental real estate budgets.

DEPARTMENT OF LABOR AND INDUSTRIAL RELATIONS

On behalf of the Department of Labor and Industrial Relations, FMDC oversees and manages 15 lease contracts totaling over 27,000 square feet, and approximately 256,000 square feet located within state-owned facilities.

Fiscal Year 2021 Governor's Recommendations

- \$4,417 for fringes related to real estate administrative charges, including \$181 general revenue.
- \$6,609 for pay plan, including \$271 general revenue.
- \$6,774 for the remaining pay periods of the Fiscal Year 2020 approved pay plan, including \$240 general revenue.
- \$13,228 for the remaining pay periods of the Fiscal Year 2020 approved pay plan associated with the recently completed compensation study to move to market-based minimums, including \$469 general revenue.
- \$108,562 reallocated from various departmental real estate budgets, including \$6,874 general revenue.
- (\$152,088) federal funds reallocated to various departmental real estate budgets.

STATEWIDE REAL ESTATE

DEPARTMENT OF PUBLIC SAFETY

On behalf of the Department of Public Safety's Office of the Director, Veterans' Commission, Alcohol and Tobacco Control, Capitol Police, and Fire Safety, FMDC oversees and manages 25 lease contracts totaling approximately 23,000 square feet, and approximately 71,000 square feet located within state-owned facilities.

In addition, on behalf of the Gaming Commission, FMDC oversees and manages two lease contracts for approximately 31,000 square feet, and approximately 6,500 square feet located within state-owned facilities; on behalf of the Missouri State Highway Patrol, 133 lease contracts totaling approximately 102,000 square feet, approximately 16,000 square feet located within state-owned facilities, and approximately 531,000 square feet of institutional space; and on behalf of the Missouri Adjutant General, 15 lease contracts, totaling over 75,000 square feet of space.

Fiscal Year 2021 Governor's Recommendations

- \$5,678 for fringes related to real estate administrative charges, including \$1,475 general revenue.
- \$8,562 for pay plan, including \$2,224 general revenue.
- \$8,629 for the remaining pay periods of the Fiscal Year 2020 approved pay plan, including \$2,217 general revenue.
- \$16,852 for the remaining pay periods of the Fiscal Year 2020 approved pay plan associated with the recently completed compensation study to move to market-based minimums, including \$4,329 general revenue.
- \$294,680 reallocated from various departmental real estate budgets, including \$36,344 general revenue.
- (\$128,303) reallocated to various departmental real estate budgets, including (\$3,349) general revenue.

DEPARTMENT OF CORRECTIONS

On behalf of the Department of Corrections, FMDC oversees and manages 97 lease contracts totaling approximately 520,000 square feet, and approximately 94,000 square feet located within state-owned facilities.

Fiscal Year 2021 Governor's Recommendations

- \$4,674 for fringes related to real estate administrative charges, including \$4,599 general revenue.
- \$6,988 for pay plan, including \$6,877 general revenue.
- \$7,141 for the remaining pay periods of the Fiscal Year 2020 approved pay plan, including \$6,995 general revenue.
- \$13,940 for the remaining pay periods of the Fiscal Year 2020 approved pay plan associated with the recently completed compensation study to move to market-based minimums, including \$13,656 general revenue.
- \$20,414 transferred from the Department of Corrections.
- \$8,611 reallocated from various departmental real estate budgets.
- (\$156,517) reallocated to various departmental real estate budgets, including (\$74,974) general revenue.

STATEWIDE REAL ESTATE

DEPARTMENT OF MENTAL HEALTH

On behalf of the Department of Mental Health, FMDC oversees and manages 14 lease contracts totaling approximately 78,000 square feet, approximately 128,000 square feet located within state-owned facilities, and approximately 3,400,000 square feet of institutional space.

Fiscal Year 2021 Governor's Recommendations

- \$88,135 for fringes related to real estate administrative charges, including \$87,550 general revenue.
- \$133,883 for pay plan, including \$133,009 general revenue.
- \$139,888 for the remaining pay periods of the Fiscal Year 2020 approved pay plan, including \$139,027 general revenue.
- \$273,128 for the remaining pay periods of the Fiscal Year 2020 approved pay plan associated with the recently completed compensation study to move to market-based minimums, including \$271,447 general revenue.
- \$3,228 federal funds reallocated from various departmental real estate budgets.
- \$1,440 transferred from the Department of Mental Health.
- (\$185,516) reallocated to various departmental real estate budgets, including (\$183,777) general revenue.

DEPARTMENT OF HEALTH AND SENIOR SERVICES

On behalf of the Department of Health and Senior Services, FMDC oversees and manages 78 lease contracts totaling approximately 282,000 square feet, approximately 182,000 square feet located within state-owned facilities, and approximately 3,500 square feet of institutional space.

Fiscal Year 2021 Governor's Recommendations

- \$6,594 for fringes related to real estate administrative charges, including \$3,059 general revenue.
- \$9,860 for pay plan, including \$4,574 general revenue.
- \$9,164 for the remaining pay periods of the Fiscal Year 2020 approved pay plan, including \$4,251 general revenue.
- \$17,893 for the remaining pay periods of the Fiscal Year 2020 approved pay plan associated with the recently completed compensation study to move to market-based minimums, including \$8,301 general revenue.
- \$150,777 reallocated from various departmental real estate budgets, including \$69,946 general revenue.
- (\$7,434) reallocated to various departmental real estate budgets, including (\$3,458) general revenue.

DEPARTMENT OF SOCIAL SERVICES

On behalf of the Department of Social Services, FMDC oversees and manages 158 lease contracts totaling approximately 1,100,000 square feet, approximately 693,000 square feet located within state-owned facilities, and approximately 536,000 square feet of institutional space.

Fiscal Year 2021 Governor's Recommendations

- \$39,154 for fringes related to real estate administrative charges, including \$31,793 general revenue.
- \$58,994 for pay plan, including \$47,906 general revenue.
- \$60,487 for the remaining pay periods of the Fiscal Year 2020 approved pay plan, including \$49,266 general revenue.
- \$118,099 for the remaining pay periods of the Fiscal Year 2020 approved pay plan associated with the recently completed compensation study to move to market-based minimums, including \$96,190 general revenue.
- \$335,713 reallocated from various departmental real estate budgets, including \$213,878 general revenue.
- (\$642,934) reallocated to various departmental real estate budgets, including (\$552,922) general revenue.

STATEWIDE REAL ESTATE

ELECTED OFFICIALS

FMDC oversees and manages approximately 42,000 square feet located within state-owned facilities on behalf of the Governor's Office; two lease contracts totaling approximately 5,000 square feet, and approximately 5,300 square feet located within state-owned facilities on behalf of the Lt. Governor's Office; six lease contracts totaling approximately 120,000 square feet, and approximately 173,000 square feet located within state-owned facilities on behalf of the Secretary of State; three parking lease contracts, and approximately 26,000 square feet located within state-owned facilities on behalf of the State Auditor; approximately 27,000 square feet located within state-owned facilities on behalf of the State Treasurer's Office; 12 lease contracts totaling approximately 36,000 square feet, and approximately 115,000 square feet located within state-owned facilities on behalf of the Attorney General; and two storage leases totaling approximately 2,400 square feet, and approximately 285,000 square feet located within state-owned facilities on behalf of the Missouri Legislature.

Fiscal Year 2021 Governor's Recommendations

- \$13,157 for fringes related to real estate administrative charges, including \$11,749 general revenue.
- \$19,688 for pay plan, including \$17,570 general revenue.
- \$19,989 for the remaining pay periods of the Fiscal Year 2020 approved pay plan, including \$17,823 general revenue.
- \$39,030 for the remaining pay periods of the Fiscal Year 2020 approved pay plan associated with the recently completed compensation study to move to market-based minimums, including \$34,799 general revenue.
- \$93,345 reallocated from various departmental real estate budgets, including \$75,235 general revenue.
- (\$292,016) reallocated to various departmental real estate budgets, including (\$272,440) general revenue.

JUDICIARY

On behalf of the Missouri State Judiciary, FMDC oversees and manages six lease contracts totaling approximately 133,000 square feet, and approximately 46,000 square feet located within state-owned facilities.

Fiscal Year 2021 Governor's Recommendations

- \$1,338 for fringes related to real estate administrative charges, including \$1,332 general revenue.
- \$2,001 for pay plan, including \$1,992 general revenue.
- \$2,173 for the remaining pay periods of the Fiscal Year 2020 approved pay plan, including \$2,164 general revenue.
- \$4,243 for the remaining pay periods of the Fiscal Year 2020 approved pay plan associated with the recently completed compensation study to move to market-based minimums, including \$4,225 general revenue.
- \$119 federal funds reallocated from various departmental real estate budgets.
- (\$55,542) reallocated to various departmental real estate budgets.

SUPPLEMENTAL APPROPRIATIONS

The Governor's recommendations for Fiscal Year 2020 Supplemental Appropriations include \$88.1 million general revenue, \$108.5 million federal funds, and \$265.8 million other funds, for a total of \$462.4 million.

SUPPLEMENTAL RECOMMENDATIONS FISCAL YEAR 2020
--

	<u>GENERAL REVENUE</u>	<u>FEDERAL FUNDS</u>	<u>OTHER FUNDS</u>	<u>TOTAL</u>
Department of Elementary and Secondary Education	\$ 27,841,791	\$ 12,676,961	\$ 0	\$ 40,518,752
Department of Revenue	262,428	0	2,034,467	2,296,895
Department of Transportation	0	7,000,000	5,000,000	12,000,000
Office of Administration	3,619,525	4,530,791	4,530,792	12,681,108
Department of Economic Development	0	490,458	0	490,458
Department of Mental Health	5,556,627	1,318,724	0	6,875,351
Department of Health and Senior Services	4,368,860	0	0	4,368,860
Department of Social Services	46,475,448	82,483,949	254,258,040	383,217,437
TOTAL	\$ 88,124,679	\$ 108,500,883	\$ 265,823,299	\$ 462,448,861

DEPARTMENT OF ELEMENTARY AND SECONDARY EDUCATION FOUNDATION PROGRAMS

	CURRENT REQUEST	GOVERNOR RECOMMENDS
H.B. Sec. 14.005		

PROGRAM SPECIFIC DISTRIBUTION

General Revenue Fund	\$ 27,841,791	\$ 27,841,791
----------------------	---------------	---------------

The Governor recommends \$15,865,787 for the foundation formula based on Fiscal Year 2019 actual weighted average daily attendance and \$11,976,004 for increased early childhood special education costs.

DEPARTMENT OF ELEMENTARY AND SECONDARY EDUCATION OFFICE OF QUALITY SCHOOLS EARLY CHILDHOOD PROGRAM

	CURRENT REQUEST	GOVERNOR RECOMMENDS
H.B. Sec. 14.010		

EXPENSE AND EQUIPMENT

Federal Funds	\$ 0	\$ 4,676,961
---------------	------	--------------

The Governor recommends \$4,676,961 to expend available early childhood education federal grant funding.

SUPPLEMENTAL APPROPRIATIONS

DEPARTMENT OF ELEMENTARY AND SECONDARY EDUCATION OFFICE OF QUALITY SCHOOLS CHARTER SCHOOL CLOSURE REFUND

H.B. Sec. 14.015	CURRENT REQUEST	GOVERNOR RECOMMENDS
------------------	--------------------	------------------------

PROGRAM SPECIFIC DISTRIBUTION		
General Revenue Fund	\$ 1,500,000	\$ 1,500,000

The Governor recommends \$1,500,000 for distribution of charter school closure refunds.

DEPARTMENT OF ELEMENTARY AND SECONDARY EDUCATION OFFICE OF QUALITY SCHOOLS TITLE IV, PART A (STUDENT SUPPORT AND ACADEMIC ENRICHMENT)

H.B. Sec. 14.020	CURRENT REQUEST	GOVERNOR RECOMMENDS
------------------	--------------------	------------------------

PROGRAM SPECIFIC DISTRIBUTION		
Federal Funds	\$ 8,000,000	\$ 8,000,000

The Governor recommends \$8,000,000 for the Title IV, Part A Student Support and Academic Enrichment Program.

SOUTHEAST MISSOURI STATE UNIVERSITY TAX REFUND OFFSET

H.B. Sec. 14.025	CURRENT REQUEST	GOVERNOR RECOMMENDS
------------------	--------------------	------------------------

PROGRAM SPECIFIC DISTRIBUTION		
Debt Offset Escrow Fund	\$ 150,000	\$ 150,000

The Governor recommends \$150,000 for Southeast Missouri State University to intercept tax refunds to offset debt owed to the university.

DEPARTMENT OF REVENUE AMENDMENT 3 TRANSFER

H.B. Sec. 14.030	CURRENT REQUEST	GOVERNOR RECOMMENDS
------------------	--------------------	------------------------

TRANSFER		
General Revenue Fund	\$ 243,428	\$ 243,428

The Governor recommends \$243,428 for transfer to the State Highways and Transportation Department Fund for collection costs that exceeded the constitutional three percent limit.

SUPPLEMENTAL APPROPRIATIONS

DEPARTMENT OF REVENUE MOTOR VEHICLE AND DRIVER LICENSING DIVISION EMBLEM USE FEE DISTRIBUTION

	CURRENT REQUEST	GOVERNOR RECOMMENDS
H.B. Sec. 14.035		

PROGRAM SPECIFIC DISTRIBUTION		
General Revenue Fund	\$ 2,727	\$ 19,000

The Governor recommends \$19,000 for distributions related to specialty license plate emblem use fee collections.

DEPARTMENT OF REVENUE TAXATION DIVISION GENERAL REVENUE REFUNDS

	CURRENT REQUEST	GOVERNOR RECOMMENDS
H.B. Sec. 14.040		

PROGRAM SPECIFIC DISTRIBUTION		
General Revenue Fund	\$ 0	\$ 100,000,000

The Governor recommends \$100,000,000 for tax refund distributions.

DEPARTMENT OF REVENUE MISSOURI STATE LOTTERY COMMISSION

	CURRENT REQUEST	GOVERNOR RECOMMENDS
H.B. Sec. 14.045		

EXPENSE AND EQUIPMENT		
Lottery Enterprise Fund	\$ 293,715	\$ 293,715

The Governor recommends \$293,715 for the vendor costs associated with increased ticket sales.

DEPARTMENT OF REVENUE MISSOURI STATE LOTTERY COMMISSION

	CURRENT REQUEST	GOVERNOR RECOMMENDS
H.B. Sec. 14.050		

EXPENSE AND EQUIPMENT		
State Lottery Fund	\$ 1,740,752	\$ 1,740,752

The Governor recommends \$1,740,752 for Lottery prize payouts.

SUPPLEMENTAL APPROPRIATIONS

DEPARTMENT OF REVENUE MISSOURI STATE LOTTERY COMMISSION

H.B. Sec. 14.055	CURRENT REQUEST	GOVERNOR RECOMMENDS
TRANSFER		
State Lottery Fund	\$ 3,330,000	\$ 3,330,000

The Governor recommends \$3,330,000 for transfer to the Lottery Proceeds Fund for public education.

DEPARTMENT OF TRANSPORTATION HIGHWAY CONSTRUCTION

H.B. Sec. 14.060	CURRENT REQUEST	GOVERNOR RECOMMENDS
EXPENSE AND EQUIPMENT		
State Road Fund	\$ 4,500,000	\$ 4,500,000
PROGRAM SPECIFIC DISTRIBUTION		
State Road Fund	500,000	500,000
TOTAL	\$ 5,000,000	\$ 5,000,000

The Governor recommends \$5,000,000 for operational needs, including \$1,250,000 for a new freight/rail plan, \$500,000 for driveway permit refunds, and \$3,250,000 for additional grants and other expenses.

DEPARTMENT OF TRANSPORTATION MULTIMODAL OPERATIONS BUS AND BUS FACILITY TRANSIT GRANTS

H.B. Sec. 14.065	CURRENT REQUEST	GOVERNOR RECOMMENDS
PROGRAM SPECIFIC DISTRIBUTION		
Multimodal Operations Federal Fund	\$ 7,000,000	\$ 7,000,000

The Governor recommends \$7,000,000 for additional authority needed to purchase replacement buses.

SUPPLEMENTAL APPROPRIATIONS

OFFICE OF ADMINISTRATION

DIVISION OF ACCOUNTING

CASH MANAGEMENT IMPROVEMENT ACT AND OTHER FEDERAL PAYMENTS

H.B. Sec. 14.070	CURRENT REQUEST	GOVERNOR RECOMMENDS
------------------	--------------------	------------------------

EXPENSE AND EQUIPMENT

General Revenue Fund

\$ 0 \$ 385,775

The Governor recommends \$385,775 for interest payments on federal grant monies.

OFFICE OF ADMINISTRATION

OASDHI TRANSFER

H.B. Sec. 14.075	CURRENT REQUEST	GOVERNOR RECOMMENDS
------------------	--------------------	------------------------

TRANSFER

Federal Funds

\$ 1,000,000 \$ 1,000,000

Other Funds

1,000,000 1,000,000

TOTAL

\$ 2,000,000 \$ 2,000,000

The Governor recommends \$2,000,000 for transfer to the OASDHI Contributions Fund to replenish OASDHI authority that was used for the Budget Reserve Fund transfer shortfall.

OFFICE OF ADMINISTRATION

MOSERS TRANSFER

H.B. Sec. 14.080	CURRENT REQUEST	GOVERNOR RECOMMENDS
------------------	--------------------	------------------------

TRANSFER

Federal Funds

\$ 1,765,396 \$ 1,765,396

Other Funds

1,765,396 1,765,396

TOTAL

\$ 3,530,792 \$ 3,530,792

The Governor recommends \$3,530,792 for transfer to the State Retirement Contributions Fund to replenish MOSERS authority that was used for the Budget Reserve Fund transfer shortfall.

SUPPLEMENTAL APPROPRIATIONS

OFFICE OF ADMINISTRATION MCHCP TRANSFER

H.B. Sec. 14.085	CURRENT REQUEST	GOVERNOR RECOMMENDS
TRANSFER		
General Revenue Fund	\$ 3,233,750	\$ 3,233,750
Federal Funds	1,765,395	1,765,395
Other Funds	<u>1,765,396</u>	<u>1,765,396</u>
TOTAL	\$ 6,764,541	\$ 6,764,541

The Governor recommends \$3,530,791 for transfer to the Missouri Consolidated Health Care Plan Benefit Fund to replenish Missouri Consolidated Health Care authority that was used for the Budget Reserve Fund transfer shortfall, and \$3,233,750 for transfer to the Missouri Consolidated Health Care Plan Benefit Fund to pay state employee health benefits.

OFFICE OF ADMINISTRATION EMPLOYEE BENEFITS MCHCP CONTRIBUTION

H.B. Sec. 14.090	CURRENT REQUEST	GOVERNOR RECOMMENDS
PERSONAL SERVICE		
Missouri Consolidated Health Care Plan Benefit Fund	\$ 3,233,750	\$ 3,233,750

The Governor recommends \$3,233,750 for the state's contribution to the Missouri Consolidated Health Care Plan to pay state employee health benefits.

DEPARTMENT OF ECONOMIC DEVELOPMENT BUSINESS AND COMMUNITY SERVICES DIVISION MISSOURI COMMUNITY SERVICE COMMISSION

H.B. Sec. 14.095	CURRENT REQUEST	GOVERNOR RECOMMENDS
PERSONAL SERVICE		
Community Service Commission Fund	\$ 10,000	\$ 10,000
PROGRAM SPECIFIC DISTRIBUTION		
Community Service Commission Fund	<u>480,458</u>	<u>480,458</u>
TOTAL	\$ 490,458	\$ 490,458

The Governor recommends \$490,458 to expend available federal grant funding.

SUPPLEMENTAL APPROPRIATIONS

DEPARTMENT OF MENTAL HEALTH DEPARTMENT-WIDE OVERTIME

H.B. Sec. 14.100	CURRENT REQUEST	GOVERNOR RECOMMENDS
------------------	--------------------	------------------------

PERSONAL SERVICE		
General Revenue Fund	\$ 4,391,086	\$ 4,722,500

The Governor recommends \$4,722,500 for increased overtime costs.

DEPARTMENT OF MENTAL HEALTH DIRECTOR'S OFFICE FEDERAL GRANTS

H.B. Sec. 14.105	CURRENT REQUEST	GOVERNOR RECOMMENDS
------------------	--------------------	------------------------

PERSONAL SERVICE		
Federal Funds	\$ 0	\$ 70,000
PROGRAM SPECIFIC DISTRIBUTION		
Federal Funds	0	900,000
TOTAL	\$ 0	\$ 970,000

The Governor recommends \$970,000 for behavioral health services for Missourians affected by the recent severe weather and flooding.

DEPARTMENT OF MENTAL HEALTH DIVISION OF BEHAVIORAL HEALTH YOUTH COMMUNITY PROGRAMS

H.B. Sec. 14.110	CURRENT REQUEST	GOVERNOR RECOMMENDS
------------------	--------------------	------------------------

PROGRAM SPECIFIC DISTRIBUTION		
General Revenue Fund	\$ 709,560	\$ 834,127

The Governor recommends \$834,127 to match the rate rebasing of residential treatment providers appropriated for Fiscal Year 2020 for the Department of Social Services Children's Division.

SUPPLEMENTAL APPROPRIATIONS

DEPARTMENT OF MENTAL HEALTH DIVISION OF DEVELOPMENTAL DISABILITIES DEVELOPMENTAL DISABILITIES PROVIDER ASSESSMENT

H.B. Sec. 14.115	CURRENT REQUEST	GOVERNOR RECOMMENDS
------------------	--------------------	------------------------

EXPENSE AND EQUIPMENT

General Revenue Fund	\$ 200,000	\$ 200,000
----------------------	------------	------------

The Governor recommends \$200,000 to pay the Intermediate Care Facilities for Individuals with Intellectual Disabilities provider assessment.

DEPARTMENT OF MENTAL HEALTH DIVISION OF DEVELOPMENTAL DISABILITIES MISSOURI DEVELOPMENTAL DISABILITIES COUNCIL

H.B. Sec. 14.120	CURRENT REQUEST	GOVERNOR RECOMMENDS
------------------	--------------------	------------------------

EXPENSE AND EQUIPMENT

Federal Funds	\$ 348,724	\$ 348,724
---------------	------------	------------

The Governor recommends \$348,724 to fund projects of the Missouri Developmental Disabilities Council.

DEPARTMENT OF MENTAL HEALTH DEVELOPMENTAL DISABILITIES PROVIDER ASSESSMENT

H.B. Sec. 14.125	CURRENT REQUEST	GOVERNOR RECOMMENDS
------------------	--------------------	------------------------

TRANSFER

Intermediate Care Facility Intellectually Disabled Reimbursement Allowance Fund	\$ 676,996	\$ 676,996
--	------------	------------

The Governor recommends \$676,996 for transfer to the Department of Mental Health Federal Fund for developmental disability operational costs.

SUPPLEMENTAL APPROPRIATIONS

DEPARTMENT OF HEALTH AND SENIOR SERVICES DIVISION OF SENIOR AND DISABILITY SERVICES NON-MEDICAID ELIGIBLE CONSUMER DIRECTED SERVICES PROGRAM

H.B. Sec. 14.130	CURRENT REQUEST	GOVERNOR RECOMMENDS
PROGRAM SPECIFIC DISTRIBUTION		
General Revenue Fund	\$ 400,000	\$ 400,000

The Governor recommends \$400,000 for the Non-Medicaid Eligible Consumer Directed Services Program.

DEPARTMENT OF HEALTH AND SENIOR SERVICES SENIOR SERVICES GROWTH AND DEVELOPMENT PROGRAM TRANSFER

H.B. Sec. 14.135	CURRENT REQUEST	GOVERNOR RECOMMENDS
TRANSFER		
General Revenue Fund	\$ 0	\$ 3,968,860

The Governor recommends \$3,968,860 for transfer to the Senior Services Growth and Development Program Fund.

DEPARTMENT OF HEALTH AND SENIOR SERVICES DIVISION OF SENIOR AND DISABILITY SERVICES SENIOR SERVICES GROWTH AND DEVELOPMENT PROGRAM

H.B. Sec. 14.140	CURRENT REQUEST	GOVERNOR RECOMMENDS
PROGRAM SPECIFIC DISTRIBUTION		
Senior Services Growth and Development Program Fund	\$ 3,968,860	\$ 3,968,860

The Governor recommends \$3,968,860 for the Senior Services Growth and Development Program to fund senior service programs statewide.

SUPPLEMENTAL APPROPRIATIONS

DEPARTMENT OF SOCIAL SERVICES DIVISION OF FINANCE AND ADMINISTRATIVE SERVICES RECEIPTS AND DISBURSEMENTS

H.B. Sec. 14.145	CURRENT REQUEST	GOVERNOR RECOMMENDS
PROGRAM SPECIFIC DISTRIBUTION		
Federal Funds	\$ 2,428,211	\$ 2,428,211
Premium Fund	672,900	672,900
TOTAL	\$ 3,101,111	\$ 3,101,111

The Governor recommends \$3,101,111 to process refunds.

DEPARTMENT OF SOCIAL SERVICES FAMILY SUPPORT DIVISION SUPPLEMENTAL NURSING CARE

H.B. Sec. 14.150	CURRENT REQUEST	GOVERNOR RECOMMENDS
PROGRAM SPECIFIC DISTRIBUTION		
General Revenue Fund	\$ 333,715	\$ 333,715

The Governor recommends \$333,715 for personal needs payments to aged, blind, and disabled persons in nursing care settings.

DEPARTMENT OF SOCIAL SERVICES FAMILY SUPPORT DIVISION FOOD DISTRIBUTION PROGRAM

H.B. Sec. 14.155	CURRENT REQUEST	GOVERNOR RECOMMENDS
PROGRAM SPECIFIC DISTRIBUTION		
Federal Funds	\$ 2,175,029	\$ 2,175,029

The Governor recommends \$2,175,029 for food distribution programs.

SUPPLEMENTAL APPROPRIATIONS

DEPARTMENT OF SOCIAL SERVICES FAMILY SUPPORT DIVISION BUSINESS ENTERPRISE

H.B. Sec. 14.160	CURRENT REQUEST	GOVERNOR RECOMMENDS
------------------	--------------------	------------------------

PROGRAM SPECIFIC DISTRIBUTION		
Federal Funds	\$ 0	\$ 1,513,105

The Governor recommends \$1,513,105 for an increase to the blind vendor food service contract at Fort Leonard Wood.

DEPARTMENT OF SOCIAL SERVICES CHILDREN'S DIVISION FOSTER CARE CHILDREN'S ACCOUNT

H.B. Sec. 14.165	CURRENT REQUEST	GOVERNOR RECOMMENDS
------------------	--------------------	------------------------

PROGRAM SPECIFIC DISTRIBUTION		
Alternative Care Trust Fund	\$ 3,000,000	\$ 3,000,000

The Governor recommends \$3,000,000 for the Foster Care Children's Account.

DEPARTMENT OF SOCIAL SERVICES MO HEALTHNET DIVISION PHARMACY

H.B. Sec. 14.170	CURRENT REQUEST	GOVERNOR RECOMMENDS
------------------	--------------------	------------------------

PROGRAM SPECIFIC DISTRIBUTION		
General Revenue Fund	\$ 13,856,837	\$ 19,321,923
Federal Funds	21,516,900	39,600,865
TOTAL	\$ 35,373,737	\$ 58,922,788

The Governor recommends \$23,208,523 for additional funding necessary to operate MO HealthNet programs for Fiscal Year 2020 and \$35,714,265 to administer Zolgensma, a gene therapy medication for children with spinal muscular atrophy, and Trikafta, a medication for patients with cystic fibrosis.

SUPPLEMENTAL APPROPRIATIONS

DEPARTMENT OF SOCIAL SERVICES MO HEALTHNET DIVISION MISSOURI RX PLAN

H.B. Sec. 14.175	CURRENT REQUEST	GOVERNOR RECOMMENDS
------------------	--------------------	------------------------

PROGRAM SPECIFIC DISTRIBUTION		
General Revenue Fund	\$ 0	\$ 181,932

The Governor recommends \$181,932 for additional funding necessary to operate MO HealthNet programs for Fiscal Year 2020.

DEPARTMENT OF SOCIAL SERVICES MO HEALTHNET DIVISION PHYSICIAN SERVICES

H.B. Sec. 14.180	CURRENT REQUEST	GOVERNOR RECOMMENDS
------------------	--------------------	------------------------

PROGRAM SPECIFIC DISTRIBUTION		
General Revenue Fund	\$ 21,542,557	\$ 8,517,010
Federal Funds	<u>5,707,863</u>	<u>1,157,714</u>
TOTAL	\$ 27,250,420	\$ 9,674,724

The Governor recommends \$9,674,724 for additional funding necessary to operate MO HealthNet programs for Fiscal Year 2020.

DEPARTMENT OF SOCIAL SERVICES MO HEALTHNET DIVISION NURSING FACILITIES

H.B. Sec. 14.185	CURRENT REQUEST	GOVERNOR RECOMMENDS
------------------	--------------------	------------------------

PROGRAM SPECIFIC DISTRIBUTION		
General Revenue Fund	\$ 0	\$ 5,965,887
Federal Funds	<u>0</u>	<u>9,571,148</u>
TOTAL	\$ 0	\$ 15,537,035

The Governor recommends \$15,537,035 for additional funding necessary to operate MO HealthNet programs for Fiscal Year 2020.

SUPPLEMENTAL APPROPRIATIONS

DEPARTMENT OF SOCIAL SERVICES MO HEALTHNET DIVISION NURSING FACILITY REIMBURSEMENT ALLOWANCE

	CURRENT REQUEST	GOVERNOR RECOMMENDS
H.B. Sec. 14.190		

PROGRAM SPECIFIC DISTRIBUTION		
Nursing Facility Reimbursement Allowance Fund	\$ 3,104,559	\$ 21,580,233

The Governor recommends \$21,580,233 for additional funding necessary to operate MO HealthNet programs for Fiscal Year 2020.

DEPARTMENT OF SOCIAL SERVICES MO HEALTHNET DIVISION REHABILITATION AND SPECIALTY SERVICES

	CURRENT REQUEST	GOVERNOR RECOMMENDS
H.B. Sec. 14.195		

PROGRAM SPECIFIC DISTRIBUTION		
General Revenue Fund	\$ 0	\$ 2,002,314

The Governor recommends \$2,002,314 for additional funding necessary to operate MO HealthNet programs for Fiscal Year 2020.

DEPARTMENT OF SOCIAL SERVICES MO HEALTHNET DIVISION HOSPITAL CARE

	CURRENT REQUEST	GOVERNOR RECOMMENDS
H.B. Sec. 14.200		

PROGRAM SPECIFIC DISTRIBUTION		
General Revenue Fund	\$ 9,259,876	\$ 4,102,543
Federal Funds	41,092,781	6,834,110
TOTAL	\$ 50,352,657	\$ 10,936,653

The Governor recommends \$10,936,653 for additional funding necessary to operate MO HealthNet programs for Fiscal Year 2020.

SUPPLEMENTAL APPROPRIATIONS

DEPARTMENT OF SOCIAL SERVICES MO HEALTHNET DIVISION PHYSICIAN PAYMENTS FOR SAFETY NET HOSPITALS

H.B. Sec. 14.205	CURRENT REQUEST	GOVERNOR RECOMMENDS
PROGRAM SPECIFIC DISTRIBUTION		
Federal Funds	\$ 787,800	\$ 787,800
Intergovernmental Transfer Fund	<u>412,200</u>	<u>412,200</u>
TOTAL	\$ 1,200,000	\$ 1,200,000

The Governor recommends \$1,200,000 to reimburse Truman Medical Centers for supplemental physician payments.

DEPARTMENT OF SOCIAL SERVICES MO HEALTHNET DIVISION HEALTH HOMES

H.B. Sec. 14.210	CURRENT REQUEST	GOVERNOR RECOMMENDS
PROGRAM SPECIFIC DISTRIBUTION		
General Revenue Fund	\$ 0	\$ 687,797
Federal Funds	0	1,803,517
Federal Reimbursement Allowance Fund	<u>1,325,760</u>	<u>3,475,643</u>
TOTAL	\$ 1,325,760	\$ 5,966,957

The Governor recommends \$5,966,957 for additional funding necessary to operate MO HealthNet programs for Fiscal Year 2020.

DEPARTMENT OF SOCIAL SERVICES MO HEALTHNET DIVISION FEDERAL REIMBURSEMENT ALLOWANCE

H.B. Sec. 14.215	CURRENT REQUEST	GOVERNOR RECOMMENDS
PROGRAM SPECIFIC DISTRIBUTION		
Federal Reimbursement Allowance Fund	\$ 225,789,964	\$ 225,789,964

The Governor recommends \$225,789,964 for additional funding necessary to operate MO HealthNet programs for Fiscal Year 2020.

SUPPLEMENTAL APPROPRIATIONS

DEPARTMENT OF SOCIAL SERVICES MO HEALTHNET DIVISION CHILDREN'S HEALTH INSURANCE PROGRAM

H.B. Sec. 14.220	CURRENT REQUEST	GOVERNOR RECOMMENDS
PROGRAM SPECIFIC DISTRIBUTION		
General Revenue Fund	\$ 0	\$ 3,644,370
Federal Funds	0	13,456,150
TOTAL	\$ 0	\$ 17,100,520

The Governor recommends \$17,100,520 for additional funding necessary to operate MO HealthNet programs for Fiscal Year 2020.

DEPARTMENT OF SOCIAL SERVICES MO HEALTHNET DIVISION SHOW-ME HEALTHY BABIES

H.B. Sec. 14.225	CURRENT REQUEST	GOVERNOR RECOMMENDS
PROGRAM SPECIFIC DISTRIBUTION		
General Revenue Fund	\$ 0	\$ 1,717,957
Federal Funds	0	5,584,511
TOTAL	\$ 0	\$ 7,302,468

The Governor recommends \$7,302,468 for additional funding necessary to operate MO HealthNet programs for Fiscal Year 2020.

OFFICE OF ADMINISTRATION FACILITIES MANAGEMENT, DESIGN AND CONSTRUCTION INSURANCE OR OTHER REIMBURSEMENTS

H.B. Sec. 14.230	CURRENT REQUEST	GOVERNOR RECOMMENDS
EXPENSE AND EQUIPMENT		
Federal and Other Funds	\$ 0	\$ 5,000,000

The Governor recommends \$5,000,000 to allow expenditure of insurance or other reimbursements related to damage from natural or man-made disasters.

CAPITAL IMPROVEMENTS

FISCAL YEAR 2021 CAPITAL IMPROVEMENTS SUMMARY

	GENERAL REVENUE	FEDERAL FUNDS	OTHER FUNDS	TOTAL
Department of Revenue				
Statewide Maintenance and Repair	\$ 0	\$ 0	\$ 894,105	\$ 894,105
Office of Administration				
Statewide Maintenance and Repair	87,865,750	0	0	87,865,750
Department of Agriculture				
State Fair Construction	6,402,201	0	0	6,402,201
Department of Natural Resources				
State Parks and Historic Property Preservation	0	3,292,263	35,624,332	38,916,595
State Parks Construction	0	500,000	800,000	1,300,000
Department of Conservation				
Statewide Maintenance and Repair	0	0	47,290,000	47,290,000
Statewide Construction	0	0	21,000,000	21,000,000
Department of Labor and Industrial Relations				
Statewide Maintenance and Repair	0	0	1,200,000	1,200,000
Department of Public Safety				
Missouri State Highway Patrol Facilities	0	0	12,157,927	12,157,927
Missouri Veterans' Commission Facilities	0	0	60,034,597	60,034,597
National Guard Facilities	0	53,054,503	0	53,054,503
Department of Mental Health				
Biggs Facility Renovation	0	0	1,600,000	1,600,000
Department of Social Services				
Statewide Maintenance and Repair	0	470,832	0	470,832
TOTAL	\$ 94,267,951	\$ 57,317,598	\$ 180,600,961	\$ 332,186,510

The State of Missouri provides essential services through many state owned and operated facilities. Good stewardship of state property requires facility upkeep. Governor Parson recommends \$332.2 million in funding for Fiscal Year 2021 for various projects statewide.

MISSOURI LOTTERY MAINTENANCE AND REPAIR

- \$894,105 Lottery Enterprise Fund for maintenance, renovations, and unexpected critical repairs and replacements at the Missouri Lottery Headquarters and the Distribution Center.

STATEWIDE MAINTENANCE AND REPAIR

- \$87,865,750 for the constitutionally required transfer to the Facilities Maintenance Reserve Fund. This funding will pay for emergency requirements, operational maintenance and repair, bond payments, critical maintenance and repair, and unexpected maintenance and repair projects that occur throughout the fiscal year.

DEPARTMENT OF AGRICULTURE STATE FAIR CONSTRUCTION

- \$6,402,201 for construction of a new maintenance building and a new horse barn at the State Fairgrounds.

CAPITAL IMPROVEMENTS

STATE PARKS AND HISTORIC PROPERTY PRESERVATION AND CONSTRUCTION

- \$38,916,595 federal and other funds for statewide capital improvements and historic preservation projects for the state park system, including but not limited to: interpretive exhibits; land acquisitions; water and wastewater improvements; catastrophic contingency responses; repairs to roadways, bridges, parking areas, campgrounds, and trails; renovation of cabins; replacement of playgrounds; and preservation of historic properties.
- \$1,300,000 federal and other funds for statewide construction and improvements for the state park system, including but not limited to: new construction to enhance facilities and services, new construction of exhibits, and land acquisition.

DEPARTMENT OF CONSERVATION STATEWIDE MAINTENANCE, REPAIR, AND CONSTRUCTION

- \$47,290,000 Conservation Commission Fund for statewide improvements and repairs to state conservation areas, including but not limited to: stream and lake site acquisition and development; improvements to buildings, roads, hatcheries, and other structures; and soil conservation and erosion control.
- \$21,000,000 Conservation Commission Fund for new construction within statewide conservation areas including but not limited to: stream and lake site acquisition and development; improvements to buildings, roads, hatcheries, and other structures; and soil conservation and erosion control.

DEPARTMENT OF LABOR AND INDUSTRIAL RELATIONS STATEWIDE MAINTENANCE AND REPAIR

- \$1,200,000 other funds for critical repairs and replacements at Department of Labor and Industrial Relations facilities statewide.

MISSOURI STATE HIGHWAY PATROL FACILITIES MAINTENANCE AND REPAIR

- \$12,157,927 State Highways and Transportation Department Fund for statewide facilities maintenance and repair including, but not limited to: parking lot and other paving work; heating, ventilation and air conditioning system replacements; lighting upgrades; and the replacement of emergency generators.

MISSOURI VETERANS COMMISSION STATEWIDE MAINTENANCE, REPAIR, AND CONSTRUCTION

- \$57,670,463 Veterans' Commission Capital Improvement Trust Fund for maintenance, renovations, upgrades, and construction at veterans' homes and facilities statewide.
- \$2,364,134 other funds for the construction of a new columbarium wall at the Jacksonville Veterans Cemetery.

MISSOURI NATIONAL GUARD FACILITIES MAINTENANCE, REPAIR, AND CONSTRUCTION

- \$33,054,503 federal funds for statewide facilities maintenance and repair including, but not limited to, repairs and renovations at readiness centers, maintenance shops, aviation facilities, and training sites.
- \$20,000,000 federal funds for design and construction of expansions and new National Guard buildings statewide.

DEPARTMENT OF MENTAL HEALTH INFRASTRUCTURE IMPROVEMENTS

- \$1,600,000 Fulton State Hospital Bond Proceeds Fund for the renovation of the Biggs facility.

DEPARTMENT OF SOCIAL SERVICES FACILITIES MAINTENANCE AND REPAIR

- \$470,832 federal funds for maintenance, renovations, and unexpected critical repairs and replacements at Department of Social Services facilities statewide.