

TAX CREDIT ANALYSIS

Program Name: Missouri Examination Fee and Other Fee Credit					
Department: Commerce and Insurance		Contact Name & No.: Brenda Horstman 573-751-1682			Date: 9/15/25
Program Category: Business Recruitment		Type:	Tax Credit	Other:	
Statutory Authority: 148.400 RSMo.		Applicable Taxes: Missouri Insurance Premium Tax			
Tax Credit Creation Date: 1945		Year of Last Legislative Change: 2001			

Program Description and Eligibility Requirements:
 The Missouri Examination Fee and Other Fee Credit allows the total cost of an examination paid by an insurance company to be taken as a tax credit against premium tax due, as well as any income taxes, franchise taxes, personal property taxes, valuation fees and/or registration fees paid. Premium tax is split between General Revenue and County Foreign or County Stock funds.

Explanation of How Award is Computed:		Entitlement <input type="checkbox"/> Yes	Discretionary <input type="checkbox"/> No
Credit is applied against same year premium tax due. If credit exceeds premium tax due, only excess examination fee credit can be carried forward--up to five years. Carry forward credit is taken against General Revenue portion of premium tax only.			

Program Cap:		Cumulative \$ _____ (remainder of cumulative cap) \$ _____	Annual \$ _____	None <input type="checkbox"/>	X <input checked="" type="checkbox"/>
Cap Shared Between Programs <input type="checkbox"/> No		Which Program(s)? n/a			

Explanation of Cap:
 n/a

Sunset Provision:		<input type="checkbox"/> No	Date of Sunset _____ n/a	Date of Last Sunset Extension _____ n/a
--------------------------	--	-----------------------------	--------------------------	---

Explanation of Expiration of Authority:
 n/a

Specific Provisions: (if applicable)					
Carry forward <input type="checkbox"/> 5 years	Carry Back <input type="checkbox"/> n/a	Refundable <input type="checkbox"/> No	Apportioned <input type="checkbox"/> No	Appropriated <input type="checkbox"/> No	
Sellable/Assignable <input type="checkbox"/> No	Organizations Remit an Offset <input type="checkbox"/> No	Additional Federal Deductions/Credits Available <input type="checkbox"/> No			

Comments on Specific Provisions:
 Carry forward is taken against General Revenue only. Carry forward began in tax year 2003 per SB 193 (2001) and only applies to the examination fee credit (148.400 RSMo.)

Legislative / General Assembly Action(s) During Prior Five Years: None

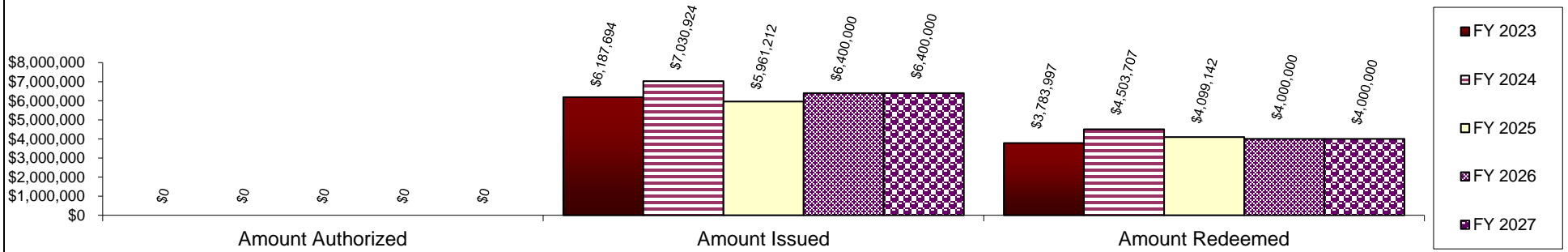
	FY 2023 Actual	FY 2024 Actual	FY 2025 Actual	FY 2026 (year to date)	FY 2026 (Full Year)	FY 2027 (Budget Year)
Certificates Issued (#)	n/a	n/a	n/a	n/a	n/a	n/a
Projects/Participants (#)	42	35	46	46	46	46
Amount Authorized	n/a	n/a	n/a	n/a	n/a	n/a
Amount Issued	\$6,187,694	\$7,030,924	\$5,961,212	\$0	\$6,400,000	\$6,400,000
Amount Redeemed	\$3,783,997	\$4,503,707	\$4,099,142	\$0	\$4,000,000	\$4,000,000

FY 2025 EST. Amount Outstanding	\$13,233,699	FY 2025 EST. Amount Authorized but Unissued	\$0
---------------------------------	--------------	---	-----

TAX CREDIT ANALYSIS

Program Name: Missouri Examination Fee and Other Fee Credit

HISTORICAL AND PROJECTED INFORMATION



Comments on Historical and Projected Information:
Typically only the companies domiciled in Missouri take this credit as it often results in an increase in retaliatory tax of that amount for foreign (non-Missouri based) insurers. Due to this only about 55% of examination costs are taken each year in tax credits. Consequently, the department believes most carry-over each year will eventually expire.

BENEFIT: COST ANALYSIS (includes only state revenue impacts)

	FY 2025 ACTIVITY	Other Fiscal Period (indicated time period)	Derivation of Benefits:
BENEFITS			The state has not conducted an economic analysis of Insurance Tax Credits, but in the state's 2010 (updated in 2012) Missouri Tax Credit Review Commission Report, this tax credit was considered a feature of Missouri's overall tax structure, rather than a true "tax credit" as that term is used to describe the state's various programs designed to provide an economic incentive or achieve a social outcome. In the report the credit's purpose was described as an attempt to equalize the burden on insurance companies, which, unlike other businesses when calculating income tax liability, cannot deduct certain fees and taxes as operating expenses when calculating their premium tax liability. The report stated that elimination or reduction of this credit would increase taxes on insurance companies above the taxes imposed on otherwise similarly situated industries.
Direct Fiscal Benefits			
Indirect Fiscal Benefits			
Total	\$0	\$0	
COSTS			
Direct Fiscal Costs			
Indirect Fiscal Costs			
Total	\$0	\$0	
BENEFIT: COST			

Other Benefits:
Under Chapter 148.400, RSMo., insurance companies are permitted a tax credit for the costs of insurance examinations conducted by the department. Examination costs are business expenses that are similar to corporate expenses deducted when calculating income tax. Due to their tax structure, insurers account for operating expenses through a premium tax credit rather than an income tax deduction.

PERFORMANCE MEASURE(S)

Insurance Companies Redeeming the Examination Fee & Other Fee Tax Credit						
	CY 2023 Actual	CY 2024 Actual	CY 2025 Actual	CY 2026 Estimate	CY 2027 Estimate	CY 2028 Estimate
Domiciled Insurance Companies	34	27	38	38	38	38
Foreign Insurance Companies	8	8	8	8	8	8
Total	42	35	46	46	46	46

Comments on Performance Measure:

TAX CREDIT ANALYSIS

Program Name: Missouri Life and Health Insurance Guaranty Association Credit					
Department: Commerce and Insurance		Contact Name & No.: Brenda Horstman 573-751-1682			Date: 9/15/25
Program Category: Domestic and Social		Type:	Tax Credit	Other:	
Statutory Authority: 376.745 RSMo		Applicable Taxes: Missouri Insurance Premium Tax			
Tax Credit Creation Date: 1988		Year of Last Legislative Change: 1988			

Program Description and Eligibility Requirements:
 The Missouri Life and Health Insurance Guaranty Association is created in state statute and all insurers issuing life and health insurance in the state are members. The association pays Missouri policyholders for claims against insolvent L&H companies. The association then assesses all members in the state to pay claims of the insolvent insurer. Members are allowed to take these assessments as an offset against premium tax collected by the state.

Explanation of How Award is Computed:		Entitlement <input type="checkbox"/> Yes	Discretionary <input type="checkbox"/> No
Credits are taken over a five-year period with 20% being taken each year beginning the year after the assessment. No carry forward. Credits are taken against General Revenue, County Foreign and County Stock Funds.			

Program Cap:		Cumulative \$ _____ (remainder of cumulative cap) \$ _____	Annual \$ _____	None <input checked="" type="checkbox"/> X
Cap Shared Between Programs <input type="checkbox"/> No		Which Program(s)? n/a		

Explanation of Cap:
 n/a

Sunset Provision:		<input type="checkbox"/> No	Date of Sunset _____ n/a	Date of Last Sunset Extension _____ n/a
--------------------------	--	-----------------------------	--------------------------	---

Explanation of Expiration of Authority:
 n/a

Specific Provisions: (if applicable)

Carry forward <input type="checkbox"/> n/a	Carry Back <input type="checkbox"/> n/a	Refundable <input type="checkbox"/> No	Apportioned <input type="checkbox"/> No	Appropriated <input type="checkbox"/> No
Sellable/Assignable <input type="checkbox"/> No	Organizations Remit an Offset <input type="checkbox"/> No	Additional Federal Deductions/Credits Available <input type="checkbox"/> No		

Comments on Specific Provisions:
 No carry forward.

Legislative / General Assembly Action(s) During Prior Five Years: none

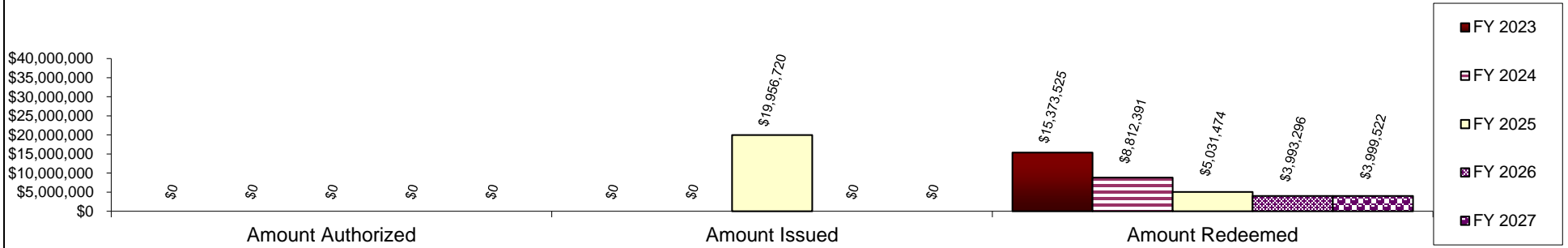
	FY 2023 ACTUAL	FY 2024 ACTUAL	FY 2025 ACTUAL	FY 2026 (year to date)	FY 2026 (Full Year)	FY 2027 (Budget Year)
Certificates Issued (#)	n/a	n/a	n/a	n/a	n/a	n/a
Projects/Participants (#)	372	372	144	n/a	n/a	n/a
Amount Authorized	n/a	n/a	n/a	n/a	n/a	n/a
Amount Issued	\$0	\$0	\$19,956,720	\$0	\$0	\$0
Amount Redeemed	\$15,373,525	\$8,812,391	\$5,031,474	\$1,952	\$3,993,296	\$3,999,522

FY 2025 EST. Amount Outstanding	\$23,227,682	FY 2025 EST. Amount Authorized but Unissued	n/a
---------------------------------	--------------	---	-----

TAX CREDIT ANALYSIS

Program Name: Missouri Life and Health Insurance Guaranty Association Credit

HISTORICAL AND PROJECTED INFORMATION



Comments on Historical and Projected Information:

CY2025 Assessment Information

The Board of Directors of the Missouri Life & Health Insurance Guaranty Association has not declared an assessment to date in 2025.

CY2024 Assessment Information

At a November 5, 2024 meeting, the Board of Directors of the Missouri Life & Health Insurance Guaranty Association authorized and called a Class B Assessment not to exceed \$20,000,000 in the annuity account to fund the Association’s liabilities associated with the Colorado Bankers Life Insurance Company and Bankers Life Insurance Company insolvencies. All but \$40,890 of the assessment was paid in CY24, with the remainder paid in CY25.

CY2020, 2021, 2022, 2023 Assessment Information

There were no assessments in 2020 - 2023.

CY2019 Assessment Information

The Board of Directors of the Missouri Life & Health Insurance Guaranty Association determined at the May 30, 2019 Annual Meeting that a Class B assessment of \$27,000,000 will be needed for the life account for Lincoln Memorial Life Insurance Company for 2019.

CY2018 Assessment Information

The Board of Directors of the Missouri Life & Health Insurance Guaranty Association determined at the May 24, 2018 Annual Meeting that a Class B assessment of \$20,000,000 will be needed for the life account for Lincoln Memorial Life Insurance Company for 2018.

Additional details on assessments: <http://mo-iga.org/>

Historical Background:

In 2008, Lincoln Memorial, along with affiliates Memorial Service Life Insurance Company and National Prearranged Services (“NPS”) was placed in liquidation by the state of Texas. NPS was a Missouri domestic corporation and was formerly one of the largest sellers of preneed funeral contracts in the state of Missouri and nationally. Generally, under a preneed contract, the funeral director or preneed seller agrees to provide funeral services at a fixed or guaranteed price when the contract beneficiary passes away. Ideally, this may result in some savings to the purchaser who may be able to “lock-in” current prices even though the death may not occur for some significant time. Once the services are provided, the funeral director/provider is then reimbursed by the preneed seller for the funeral expenses. Historically, this reimbursement has included all or a portion of the interest that may have been earned on the contract. Under Missouri law, NPS was required to place 80% of all funds paid by consumers into a trust account with a financial institution. Frequently, these funds are used to purchase insurance coverage to guaranty payment of the funeral costs. According to information gathered by state regulators, NPS’ trust funds were depleted because of improper policy loans, insurance investments and potentially the misappropriation of funds by company representatives/shareholders. To the extent insurance coverage on a particular NPS contract was in place, the various state insurance

TAX CREDIT ANALYSIS

Program Name: Missouri Life and Health Insurance Guaranty Association Credit

BENEFIT: COST ANALYSIS (includes only state revenue impacts)

	FY 2025 ACTIVITY	Other Fiscal Period (indicated time period)	Derivation of Benefits: See Comments and Other Benefits
BENEFITS			
Direct Fiscal Benefits			
Indirect Fiscal Benefits			
Total	\$0	\$0	
COSTS			
Direct Fiscal Costs			
Indirect Fiscal Costs			
Total	\$0	\$0	
BENEFIT: COST			

Other Benefits:
 The business of insurance is primarily regulated by the states. Consequently, no federal mechanism exists to guaranty the payment of claims under insurance policies in the event an insurance company becomes insolvent. Instead, the states have taken on this role. Every state in the U.S. has enacted laws creating a life and health insurance guaranty association. In the event that a licensed insurance company becomes insolvent and cannot pay its claims, the various state guaranty associations step in and provide coverage for policy or claim up to prescribed limits. In Missouri, life and health policies are guaranteed between \$100,000 and \$500,000 depending on the type of coverage.

To get the money to pay claims for an insolvent company, the various guaranty associations are authorized by law to levy assessments against all of the other life and health insurance companies in the state. The

PERFORMANCE MEASURE(S)

	Life & Health Insurance Guaranty Association						
	CY 2022 Actual	CY 2023 Actual	CY 2024 Actual	CY 2025 Actual	CY 2026 Estimate	CY 2027 Estimate	CY 2028 Estimate
Life & Health Insurers operating in Missouri	472	481	483	482	482	482	482

Comments on Performance Measure:

TAX CREDIT ANALYSIS

Program Name: Missouri Health Insurance Pool Assessment Credit

Department: Commerce and Insurance **Contact Name & No.:** Brenda Horstman 573-751-1682 **Date:** 9/15/25

Program Category: Domestic and Social **Type:** Tax Credit Other:

Statutory Authority: 376.975 RSMo **Applicable Taxes:** Premium Tax (GR portion) and Sales and Use Tax (HMOs)

Tax Credit Creation Date: 1-01-1991 **Year of Last Legislative Change:** 2013

Program Description and Eligibility Requirements:
 The Missouri Health Insurance Pool served Missouri residents who could not purchase insurance in the regular market. Individuals in the pool paid a premium and the difference between premiums paid and actual costs was assessed to all insurers issuing health insurance in the state. The insurers are allowed a tax credit against their tax liability. Credit may be carried forward until exhausted and is taken against the General Revenue portion of premium tax

Explanation of How Award is Computed: **Entitlement** Yes **Discretionary** No
 Credit is applied against premium tax due (sales and use tax for HMOs). If credit exceeds tax due, excess is carried forward until exhausted. Credit is taken against General Revenue portion of premium tax only.

Program Cap: Cumulative \$ _____ (remainder of cumulative cap) \$ _____ Annual \$ _____ None X

Cap Shared Between Programs No **Which Program(s)?** n/a

Explanation of Cap:
n/a

Sunset Provision: No Date of Sunset _____ n/a Date of Last Sunset Extension _____ n/a

Explanation of Expiration of Authority:
n/a

Specific Provisions: (if applicable)

Carry forward unlimited Carry Back n/a Refundable No Apportioned No Appropriated No
 Sellable/Assignable No Organizations Remit an Offset No Additional Federal Deductions/Credits Available No

Comments on Specific Provisions:

Carried forward until exhausted.

Legislative / General Assembly Action(s) During Prior Five Years: none

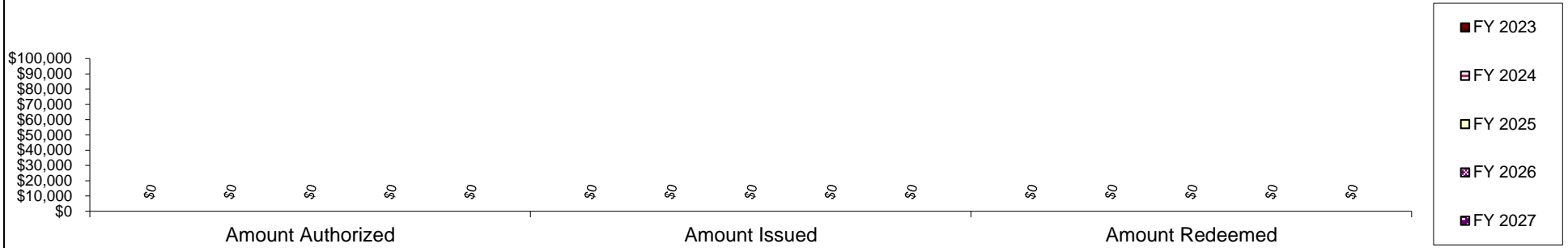
	FY 2023 Actual	FY 2024 Actual	FY 2025 Actual	FY 2026 (Year to Date)	FY 2026 (Full Year)	FY 2027 (Budget Year)
Certificates Issued (#)	n/a	n/a	n/a	n/a	n/a	n/a
Projects/Participants (#)	n/a	n/a	n/a	n/a	n/a	n/a
Amount Authorized	n/a	n/a	n/a	n/a	n/a	n/a
Amount Issued	\$0	\$0	\$0	\$0	\$0	\$0
Amount Redeemed	\$0	\$0	\$0	\$0	\$0	\$0

FY 2025 EST. Amount Outstanding \$9,355,448 FY 2025 EST. Amount Authorized but Unissued \$0

TAX CREDIT ANALYSIS

Program Name: Missouri Health Insurance Pool Assessment Credit

HISTORICAL AND PROJECTED INFORMATION



Comments on Historical and Projected Information:
 SB262 (2013) provided that coverage under the Missouri Health Insurance Pool (MHIP) expired on December 31, 2013, and prohibited the issuance of new policies under the pool on or after January 1, 2014

BENEFIT: COST ANALYSIS (includes only state revenue impacts)

	FY 2025 ACTIVITY	Other Fiscal Period (indicated time period)	Derivation of Benefits:
			Pool ceased operating in January 2014.
BENEFITS			
Direct Fiscal Benefits			
Indirect Fiscal Benefits			
Total	\$0	\$0	
COSTS			
Direct Fiscal Costs			
Indirect Fiscal Costs			
Total	\$0	\$0	
BENEFIT: COST			

Other Benefits:

PERFORMANCE MEASURE(S)

Pool Ceased operation January 2014

Comments on Performance Measure:

TAX CREDIT ANALYSIS

Program Name: Missouri Property and Casualty Insurance Guaranty Association Credit					
Department: Commerce and Insurance		Contact Name & No.: Brenda Horstman 573-751-1682			Date: 9/15/25
Program Category: Domestic and Social		Type:	Tax Credit	Other:	
Statutory Authority: 375.774 RSMo.		Applicable Taxes: Missouri Insurance Premium Tax			
Tax Credit Creation Date: 1989		Year of Last Legislative Change: 2004			

Program Description and Eligibility Requirements:
 The Missouri Property and Casualty Insurance Guaranty Association is created in state statute and all insurers issuing property and casualty insurance in the state are members. The association pays Missouri policyholders for claims against insolvent P&C companies. The association then assesses all members in the state to pay claims of the insolvent insurer. Members are allowed to take these assessments as an offset against premium tax collected by the state.

Explanation of How Award is Computed:	Entitlement <input type="checkbox"/> Yes <input checked="" type="checkbox"/>	Discretionary <input type="checkbox"/> No <input checked="" type="checkbox"/>
--	---	--

Credits are taken over a three-year period with 33 1/3% being taken each year beginning the year after the assessment. No carry forward. Credits are taken against General Revenue, County Foreign and County Stock Funds.

Program Cap:	Cumulative \$ _____ (remainder of cumulative cap) \$ _____	Annual \$ _____	None <input checked="" type="checkbox"/> X
Cap Shared Between Programs	<input type="checkbox"/> No <input checked="" type="checkbox"/>	Which Program(s)?	<u>n/a</u>

Explanation of Cap:
n/a

Sunset Provision:	<input type="checkbox"/> No <input checked="" type="checkbox"/>	Date of Sunset <u>n/a</u>	Date of Last Sunset Extension <u>n/a</u>
--------------------------	---	---------------------------	--

Explanation of Expiration of Authority:
n/a

Specific Provisions: (if applicable)					
Carry forward <input type="checkbox"/> n/a <input checked="" type="checkbox"/>	Carry Back <input type="checkbox"/> n/a <input checked="" type="checkbox"/>	Refundable <input type="checkbox"/> No <input checked="" type="checkbox"/>	Apportioned <input type="checkbox"/> No <input checked="" type="checkbox"/>	Appropriated <input type="checkbox"/> No <input checked="" type="checkbox"/>	
Sellable/Assignable <input type="checkbox"/> No <input checked="" type="checkbox"/>	Organizations Remit an Offset <input type="checkbox"/> No <input checked="" type="checkbox"/>	Additional Federal Deductions/Credits Available <input type="checkbox"/> No <input checked="" type="checkbox"/>			

Comments on Specific Provisions:
No carry forward.

Legislative / General Assembly Action(s) During Prior Five Years: none

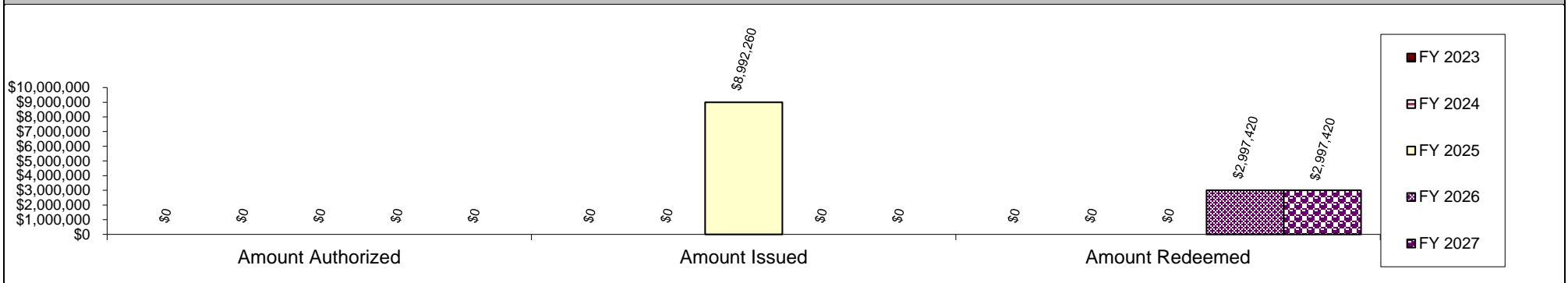
	FY 2023 ACTUAL	FY 2024 ACTUAL	FY 2025 ACTUAL	FY 2026 (Year to Date)	FY 2026 (Full Year)	FY 2027 (Budget Year)
Certificates Issued (#)	n/a	n/a	n/a	n/a	n/a	n/a
Projects/Participants (#)	n/a	n/a	293	n/a	n/a	n/a
Amount Authorized	n/a	n/a	n/a	n/a	n/a	n/a
Amount Issued	\$0	\$0	\$8,992,260	\$0	\$0	\$0
Amount Redeemed	\$0	\$0	\$0	\$0	\$2,997,420	\$2,997,420

FY 2025 EST. Amount Outstanding	\$8,992,260	FY 2025 EST. Amount Authorized but Unissued	\$0
---------------------------------	-------------	---	-----

TAX CREDIT ANALYSIS

Program Name: Missouri Property and Casualty Insurance Guaranty Association Credit

HISTORICAL AND PROJECTED INFORMATION



Comments on Historical and Projected Information:

CY2025 Assessment Information

The Board of Directors of the Missouri Property & Casualty Insurance Guaranty Association has not declared an assessment to date in 2025.

CY2024 Assessment Information

The Board of Directors of the Missouri Property & Casualty Insurance Guaranty Association determined at the July 31, 2024 Interim Board Meeting that an assessment of no more than \$9,000,000 to member insurers who wrote automobile coverage was needed for 2024. The issued amount is slightly less due to minimal assessments being written off.

CY2023 Assessment Information

The Board of Directors of the Missouri Property & Casualty Insurance Guaranty Association determined at the December 15, 2023 Interim Board Meeting that a assessment of \$20,000,000 to member insurers who wrote workers compensation was needed for 2023. On January 23, 2025, member insurers were notified that the Board had declared a refund of this entire assessment. Member insurers had the ability to opt out of receiving a refund prior to February 28, 2025, but none chose to do so.

BENEFIT: COST ANALYSIS (includes only state revenue impacts)

	FY 2025 ACTIVITY	Other Fiscal Period (indicated time period)	Derivation of Benefits: See Comments and Other Benefits
BENEFITS			
Direct Fiscal Benefits			
Indirect Fiscal Benefits			
Total	\$0	\$0	
COSTS			
Direct Fiscal Costs			
Indirect Fiscal Costs			
Total	\$0	\$0	
BENEFIT: COST			

Other Benefits:

The business of insurance is primarily regulated by the states. Consequently, no federal mechanism exists to guaranty the payment of claims under insurance policies in the event an insurance company becomes insolvent. Instead, the states have taken on this role. Every state in the U.S. has enacted laws creating a property and casualty insurance guaranty association. In the event that a licensed insurance company becomes insolvent and cannot pay its claims, the various state guaranty associations step in and provide coverage for policy or claim up to prescribed limits. In Missouri, property and casualty policies are guaranteed up to \$300,000 for most types of coverage.

To get the money to pay claims for an insolvent company, the various guaranty associations are authorized by law to levy assessments against all of the other property and casualty insurance companies in the state. The insurance companies in Missouri are then allowed a tax credit against their premium tax liability for the amount of the assessment.

TAX CREDIT ANALYSIS

Program Name: Missouri Property and Casualty Insurance Guaranty Association Credit

PERFORMANCE MEASURE(S)

Property & Casualty Insurance Guaranty Association

	CY 2022 Actual	CY 2023 Actual	CY 2024 Actual	CY 2025 Actual	CY 2026 Estimate	CY 2027 Estimate	CY 2028 Estimate
Property & Casualty Insurers operating in Missouri	985	1,005	1,005	1,004	1,004	1,004	1,004

Comments on Performance Measure:

TAX CREDIT ANALYSIS

Program Name: Affordable Housing Assistance Tax Credit Program			
Department: Missouri Housing Development Commission	Contact Name & No.: Courtney Bullard (816) 648-0548		Date: Sep-25
Program Category: Housing	Type:	Tax Credit	
Statutory Authority: Sections 32.105-32.125	Applicable Taxes:	Insurance Company Annual Tax on Gross Premium Receipts, Bank Tax, Other Financial Institutions Tax, Corporate Franchise Tax, Income Tax, Express Company Annual Tax on Gross Premium Receipts	
Tax Credit Creation Date: 1990	Year of Last Legislative Change: 2025		

Program Description and Eligibility Requirements:
 The Affordable Housing Assistance Tax Credit Program (AHAP) is an incentive for businesses and qualified individuals in Missouri to participate in the production of affordable housing for low-income families. The credit can be used by a business or qualified individual as a reduction in their state tax obligation. To receive the AHAP credit, a business or qualified individual must donate cash, professional services, or real or personal property to a non-profit organization whose primary purpose is to provide affordable housing for low-income families.

Explanation of How Award is Computed:	Entitlement <input type="checkbox"/> No <input type="checkbox"/> Discretionary <input type="checkbox"/> Yes <input type="checkbox"/>
The amount of Affordable Housing Assistance Program Tax Credits allocated is equal to 55% of the amount of a qualified contribution. Non-profit organizations make application to Missouri Housing Development Commission (MHDC) for a reservation of AHAP credits. The non-profit organization then solicits donations from businesses or qualified individuals to assist in operations or the production of a specific affordable housing development. After MHDC receives the necessary documentation of a qualified contribution to the non-profit organization that meets all the criteria set out in the statute and program regulations, a tax credit is issued to the donor in the amount of 55% of the value of the contribution. Applications are accepted on a rolling basis.	

Program Cap: Yes <input type="checkbox"/> Cumulative: No <input type="checkbox"/> (remainder of cumulative cap):	Annual: Yes <input type="checkbox"/> Annual Amount: \$11 million
Cap Shared Between Programs <input type="checkbox"/> No <input type="checkbox"/> Which Program(s)? _____	
Explanation of Cap: The cap on AHAP is set by statute at \$11 million annually of which \$10 million is for production credits and \$1 million is for operating credits. Unused production credits may be used for operating credits. Once MHDC has made reservations totaling \$11 million in AHAP credits in a fiscal year, the application cycle is closed.	

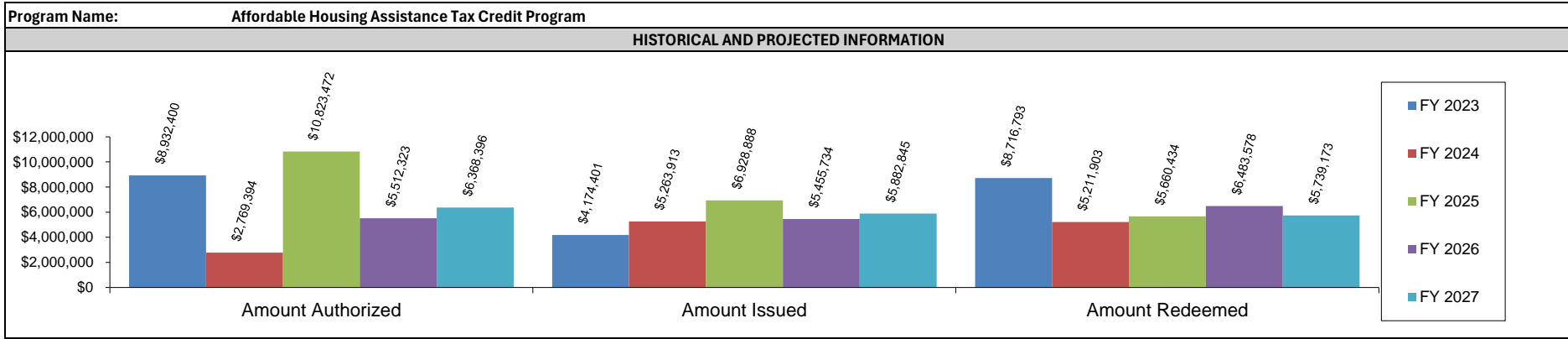
Sunset Provision: <input type="checkbox"/> No <input type="checkbox"/>	Date of Sunset: _____	Date of Last Sunset Extension: _____
Explanation of Expiration of Authority: The AHAP program does not have a statutory sunset provision.		

Specific Provisions: (if applicable)			
Carry forward <input type="checkbox"/> 10 Years <input type="checkbox"/>	Carry Back <input type="checkbox"/> No <input type="checkbox"/>	Refundable <input type="checkbox"/> No <input type="checkbox"/>	Apportioned <input type="checkbox"/> No <input type="checkbox"/>
Sellable/Assignable <input type="checkbox"/> Yes <input type="checkbox"/>	Organizations Remit an Offset <input type="checkbox"/> No <input type="checkbox"/>	Additional Federal Deductions/Credits Available <input type="checkbox"/> No <input type="checkbox"/>	

Comments on Specific Provisions:
Legislative / General Assembly Action(s) During Prior Five Years:
 HB 754 (2025) amended the AHAP program to allow operating credits to be issued during fiscal years where the production credit cap is not met, so long as the total credits authorized do not exceed \$11 million annually.

	FY 2023 ACTUAL	FY 2024 ACTUAL	FY 2025 ACTUAL	FY 2026 (YTD)	FY 2026 (Full Year)	FY 2027 (Budget Year)
Certificates Issued (#)	203	173	146	12	174	164
Projects/Participants (#)	44	45	31	0	40	39
Total Projects						
Amount Authorized	\$8,932,400	\$2,769,394	\$10,823,472	\$0	\$5,512,323	\$6,368,396
Amount Issued	\$4,174,401	\$5,263,913	\$6,928,888	\$111,660	\$5,455,734	\$5,882,845
Amount Redeemed	\$8,716,793	\$5,211,903	\$5,660,434	\$0	\$6,483,578	\$5,739,173
FY 2025 EST. Amount Outstanding \$14,753,647.49						
FY 2025 EST. Amount Authorized but Unissued				\$8,508,379.00		

TAX CREDIT ANALYSIS



Comments on Historical and Projected Information:
 The projections cannot precisely account for the carry forward provision nor the individual credit holder's decision on when to claim a particular credit.

Program Name: Affordable Housing Assistance Tax Credit Program

BENEFIT: COST ANALYSIS (includes only state revenue impacts)

	FY 2025 ACTIVITY	Other Fiscal Period (12 Years)	Derivation of Benefits: Investment: (a) \$59,391,742 in Residential investment spending over years 2024-2025. (b) \$1,000,000 in Professional Services operations spending over years 2024-2025. Employment: (a) N/A Other Assumptions: (a) N/A Incentives/Credits: (a) \$10,823,472 in tax credits over years 2025-2034 with 97.7 percent total redemption of credits anticipated. Impacts occur Statewide. All Values in Constant Dollars. Assumptions provided by DED. Estimated using REMI.
BENEFITS			
Direct Fiscal Benefits	\$6,549,012	\$8,952,896	
Indirect Fiscal Benefits	(\$4,968,582)	(\$6,792,353)	
Total	\$1,580,430	\$2,160,543	
COSTS			
Direct Fiscal Costs	\$1,623,521	\$10,201,194	
Indirect Fiscal Costs			
Total	\$1,623,521	\$10,201,194	
BENEFIT: COST	0.97	0.21	

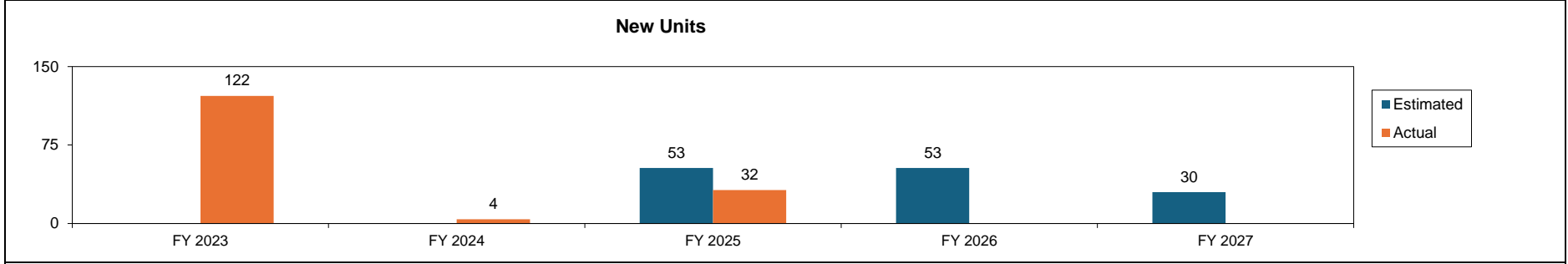
Other Benefits:
 The Affordable Housing Assistance Program (AHAP) increases the availability of housing affordable to low-income families. Other benefits include revitalizing communities and increasing local tax revenues, such as property taxes. The AHAP credit increases the capacity of non-profit housing organizations to build or renovate affordable housing for low-income families. The AHAP credit increases the amount of disposable income for low-income families by providing housing that is affordable to them. This improves the overall quality of life by providing additional income for other basic needs such as food, clothing, health care, and education. Lastly, the operating AHAP credit helps organizations attract donations to support operations, without which the agencies may not be able to administer their affordable housing programs.

In FY-2025, every dollar of auth. program tax credits returned		Over 12 YEARS, every dollar of auth. program tax credits returned	
\$12.76 in new personal income totaling	\$20.71 million	\$0.99 in new personal income totaling	\$10.14 million
\$20.85 in new value-added/GSP totaling	\$33.85 million	\$0.74 in new value-added/GSP totaling	\$7.54 million
\$36.78 in new economic output totaling	\$59.72 million	\$1.26 in new economic output totaling	\$12.89 million

TAX CREDIT ANALYSIS

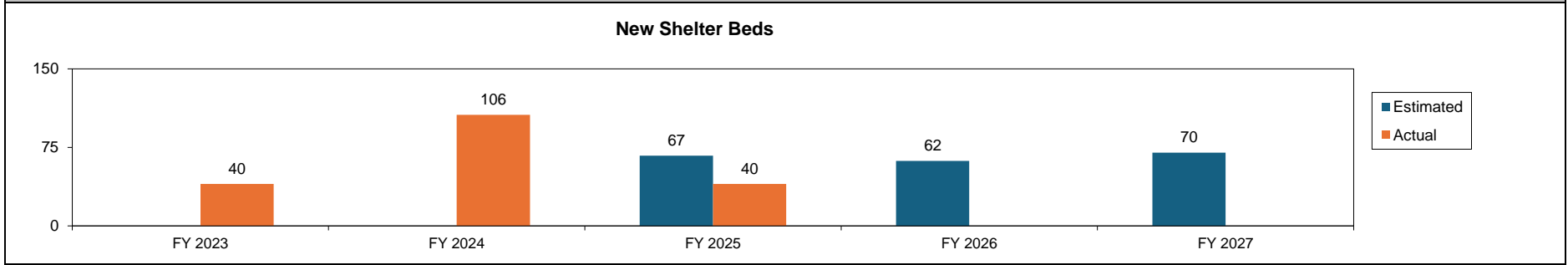
Program Name: Affordable Housing Assistance Tax Credit Program

PERFORMANCE MEASURE(S)



Comments on Performance Measure:
 The number of housing units produced is based on what is reported to MHDC by the non-profit sponsor of the development. Developments awarded AHAP credits may be awarded additional credits in succeeding years; however, the developments receiving AHAP credits are not counted as "new units." In this circumstance, MHDC places a new Land Use Restriction Agreement (LURA) on the units, extending the affordability period of the housing.

PERFORMANCE MEASURE(S)



Comments on Performance Measure:
 The number of new shelter beds produced is based on what is reported to MHDC by the non-profit sponsor. Projects awarded AHAP credits may be awarded additional credits in succeeding years; however, the shelter receiving AHAP credits are not counted as "new beds." In this circumstance, MHDC places a new Land Use Restriction Agreement (LURA) on the shelter, extending the use period.

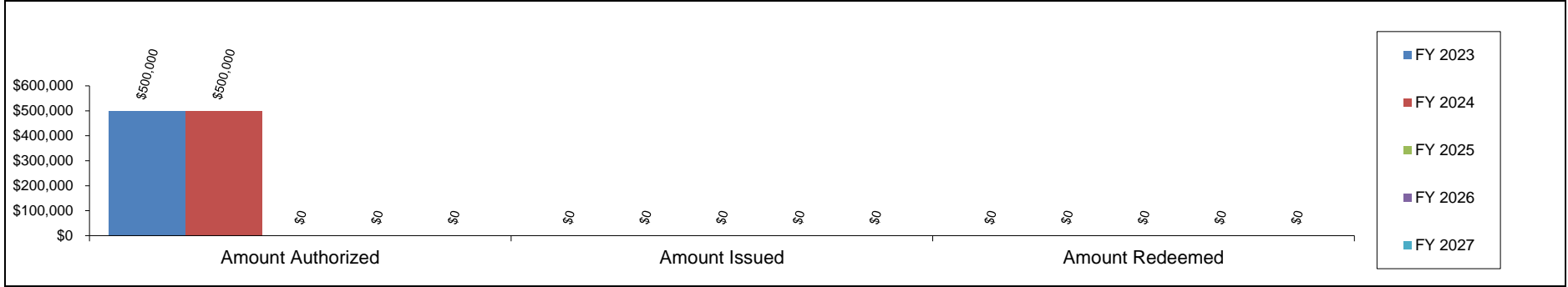
TAX CREDIT ANALYSIS

Program Name: Advanced Industrial Manufacturing Zones							
Department: Economic Development		Contact Name & No.: Brooklyn Wasser 573-751-2031			Date: Sep-25		
Program Category: Redevelopment			Type:	Other: Refund of Withholding Tax of New Jobs			
Statutory Authority: Section 68.078			Applicable Taxes: State Tax Withholdings				
Tax Credit Creation Date: 2016			Year of Last Legislative Change: 2021				
Program Description and Eligibility Requirements: This program diverts withholding taxes from new job creation in established AIM zones to the port authority. An AIM zone may be established through a resolution passed by the port authority board of commissioners for an area in the authority's jurisdiction. Funds must be used to expand, develop, and redevelop the AIM zone.							
Explanation of How Award is Computed: Entitlement <input type="checkbox"/> Yes <input type="checkbox"/> Discretionary <input type="checkbox"/> No Benefits are 50% of the state withholding tax from new job creation by Missouri businesses subject to state tax withholdings and located in the AIM Zone. There must be an increase in the number of full-time employees for facilities, exceeding the established base employment for each facility.							
Program Cap: None Cumulative: <input type="checkbox"/> No (remainder of cumulative cap): Annual: <input type="checkbox"/> No Annual Amount: Cap Shared Between Programs <input type="checkbox"/> No Which Program(s)? _____							
Explanation of Cap:							
Sunset Provision:		<input type="checkbox"/> Yes	Date of Sunset: 8/28/2030		Date of Last Sunset Extension: 8/28/2021		
Explanation of Expiration of Authority: No AIM Zone may be established after August 28, 2030. Any AIM zone created prior to that date shall continue to exist and be coterminous with the retirement of all debts incurred under subsection 4 of this section. No debts may be incurred or reauthorized using AIM zone revenue after August 28, 2030.							
Specific Provisions: (if applicable) Carry forward <input type="checkbox"/> No Carry Back <input type="checkbox"/> No Refundable <input type="checkbox"/> No Apportioned <input type="checkbox"/> No Appropriated <input type="checkbox"/> No Sellable/Assignable <input type="checkbox"/> No Organizations Remit an Offset <input type="checkbox"/> No Additional Federal Deductions/Credits Available <input type="checkbox"/> No							
Comments on Specific Provisions:							
Legislative / General Assembly Action(s) During Prior Five Years: 8/28/2021: SB 5							
	FY 2023 ACTUAL	FY 2024 ACTUAL	FY 2025 ACTUAL	FY 2026 (YTD)	FY 2026 (Full Year)	FY 2027 (Budget Year)	
Certificates Issued (#)							
Projects/Participants (#)	2	2	*	*	*	*	
Total Projects	14	14	*	*	*	*	
Amount Authorized	\$500,000	\$500,000	*	*	*	*	
Amount Issued							
Amount Redeemed	*	*	*	*	*	*	
FY 2025 EST. Amount Outstanding			*	FY 2025 EST. Amount Authorized but Unissued			*

TAX CREDIT ANALYSIS

Program Name: Advanced Industrial Manufacturing Zones

HISTORICAL AND PROJECTED INFORMATION



Comments on Historical and Projected Information:
 The Department of Revenue oversees diversions to and refunds of eligible withholdings through the AIM Zone fund. DED's role in the program's performance is to receive the annual budget.
**Data is retained by the Department of Revenue and is kept confidential to protect privacy due to the limited number of projects receiving benefits in the given year, pursuant to Section 32.057 RSMo.*

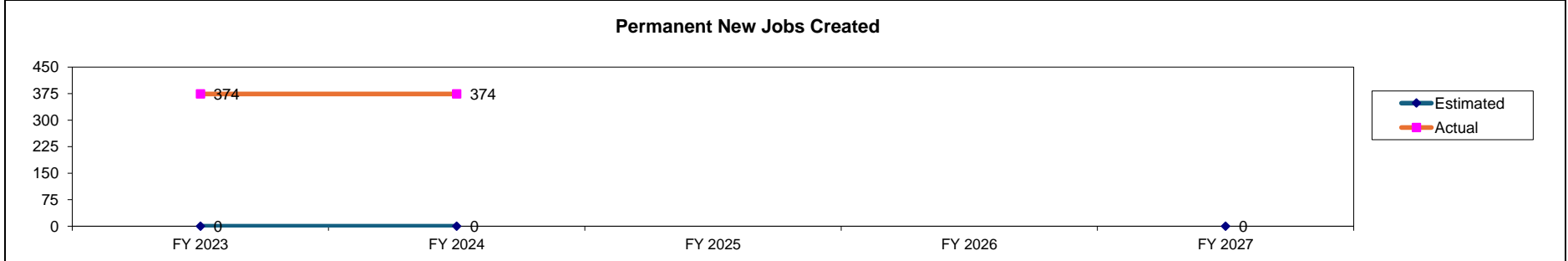
Program Name: Advanced Industrial Manufacturing Zones

BENEFIT: COST ANALYSIS (includes only state revenue impacts)

	FY 2025 ACTIVITY	Other Fiscal Period (indicated time period)	Derivation of Benefits: <i>*Data is retained by the Department of Revenue and is kept confidential to protect privacy due to the limited number of projects receiving benefits in the given year, pursuant to Section 32.057 RSMo.</i>
BENEFITS			
Direct Fiscal Benefits			
Indirect Fiscal Benefits			
Total	\$0	\$0	
COSTS			
Direct Fiscal Costs			
Indirect Fiscal Costs			
Total	\$0	\$0	
BENEFIT: COST	#DIV/0!	#DIV/0!	

Other Benefits:

PERFORMANCE MEASURE(S)



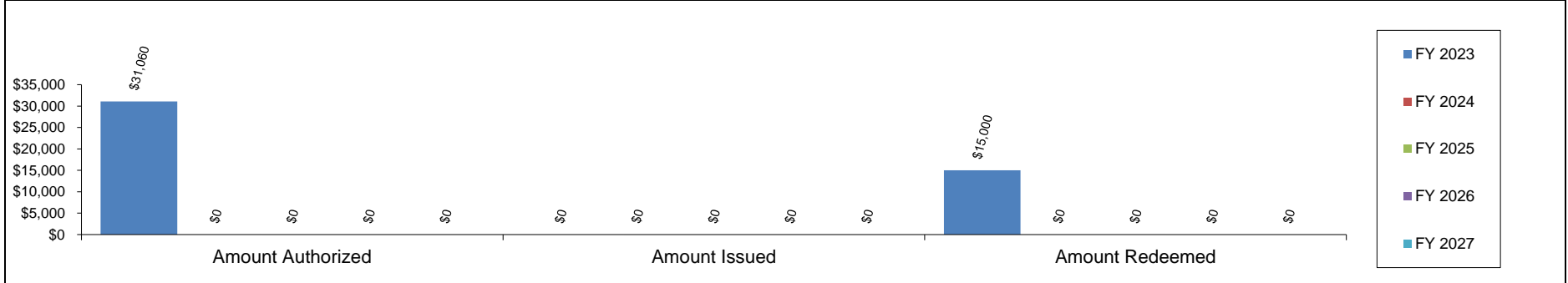
Comments on Performance Measure:

TAX CREDIT ANALYSIS

Program Name: Amateur Sporting Contribution Tax Credit						
Department: Economic Development		Contact Name & No.: Brooklyn Wasser 573-751-2031			Date: Sep-25	
Program Category: Business Recruitment			Type: Tax Credit			
Statutory Authority: Section 67.3005			Applicable Taxes: Income Tax, Bank Tax, Insurance Premium Tax, Other Financial Institutions Tax			
Tax Credit Creation Date: 2013			Year of Last Legislative Change: 2025			
Program Description and Eligibility Requirements: This program provides an incentive for donations to certified sponsors and local organizing committees with a support contract for a sporting event. Certified sponsors and local organizing committees must provide the State with payment equal to 50% of the eligible donation. Once the Department has processed the payment, the Department will then issue tax credits equal to the amount of the payment to the State.						
Explanation of How Award is Computed: Entitlement <input type="checkbox"/> Yes <input type="checkbox"/> Discretionary <input type="checkbox"/> No This program provides a tax credit to taxpayers making eligible donations to "certified sponsors" and "local organizing committees". Taxpayers can receive tax credits equal to 50% of an eligible donation to an eligible applicant.						
Program Cap: Yes <input type="checkbox"/> Cumulative: No <input type="checkbox"/> (remainder of cumulative cap): Annual: Yes <input type="checkbox"/> Annual Amount: \$500,000 Cap Shared Between Programs <input type="checkbox"/> No <input type="checkbox"/> Which Program(s)? _____						
Explanation of Cap: No more than \$500,000 in tax credits can be issued in a given fiscal year.						
Sunset Provision: Yes <input type="checkbox"/>		Date of Sunset: 8/28/2032		Date of Last Sunset Extension: 8/28/2025		
Explanation of Expiration of Authority: The Amateur Sporting Contribution Tax Credit sunsets August 28, 2032.						
Specific Provisions: (if applicable) Carry forward <input type="checkbox"/> 2 years <input type="checkbox"/> Carry Back <input type="checkbox"/> No <input type="checkbox"/> Refundable <input type="checkbox"/> No <input type="checkbox"/> Apportioned <input type="checkbox"/> No <input type="checkbox"/> Appropriated <input type="checkbox"/> No <input type="checkbox"/> Sellable/Assignable <input type="checkbox"/> Yes <input type="checkbox"/> Organizations Remit an Offset <input type="checkbox"/> Yes <input type="checkbox"/> Additional Federal Deductions/Credits Available <input type="checkbox"/> No <input type="checkbox"/>						
Comments on Specific Provisions:						
Legislative / General Assembly Action(s) During Prior Five Years: 8/28/2025: Special Session SB3						
	FY 2023 ACTUAL	FY 2024 ACTUAL	FY 2025 ACTUAL	FY 2026 (YTD)	FY 2026 (Full Year)	FY 2027 (Budget Year)
Certificates Issued (#)						
Projects/Participants (#)	1	0	0	0	0	0
Total Projects	1	0	0	0	0	0
Amount Authorized	\$31,060	\$0	\$0	\$0	\$0	\$0
Amount Issued	\$0	\$0	\$0	\$0	\$0	\$0
Amount Redeemed	\$15,000	\$0	\$0	\$0	\$0	\$0
FY 2025 EST. Amount Outstanding \$23,250.00						
FY 2025 EST. Amount Authorized but Unissued \$0.00						

Program Name: Amateur Sporting Contribution Tax Credit **TAX CREDIT ANALYSIS**

HISTORICAL AND PROJECTED INFORMATION



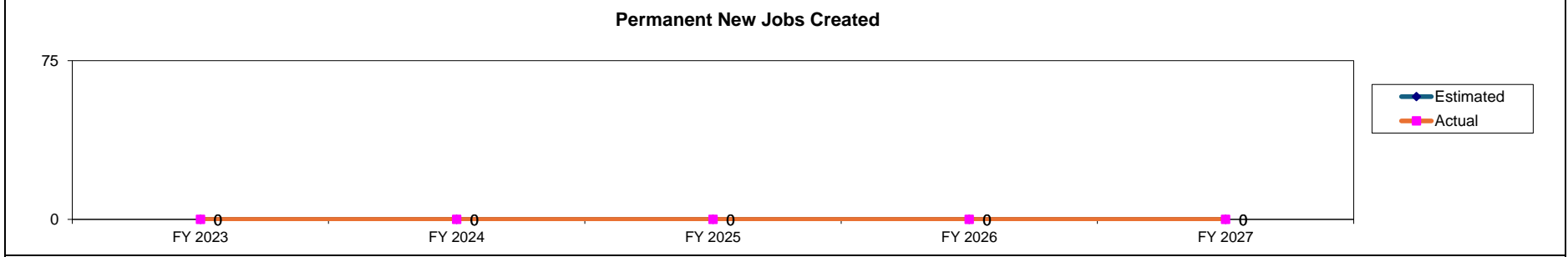
Comments on Historical and Projected Information:
 Projected information for Authorized, Issued, and Redeemed amounts is based on 3 year average.

Program Name: Amateur Sporting Contribution Tax Credit **BENEFIT: COST ANALYSIS (includes only state revenue impacts)**

	FY 2025 ACTIVITY	Other Fiscal Period (indicated time period)	Derivation of Benefits: No new authorizations in FY2025.
BENEFITS			
Direct Fiscal Benefits			
Indirect Fiscal Benefits			
Total	\$0	\$0	
COSTS			
Direct Fiscal Costs			
Indirect Fiscal Costs			
Total	\$0	\$0	
BENEFIT: COST	#DIV/0!	#DIV/0!	

Other Benefits:

PERFORMANCE MEASURE(S)



Comments on Performance Measure: Numbers are captured from projects that were closed out this fiscal year.

TAX CREDIT ANALYSIS

Program Name: Amateur Sporting Ticket Sales Tax Credit			
Department: Economic Development	Contact Name & No.: Brooklyn Wasser 573-751-2031		Date: Sep-25
Program Category: Business Recruitment	Type: Tax Credit		
Statutory Authority: 67.3000	Applicable Taxes: Income Tax, Bank Tax, Insurance Premium Tax, Other Financial Institutions Tax		
Tax Credit Creation Date: 2013	Year of Last Legislative Change: 2025		

Program Description and Eligibility Requirements:
 This program provides a tax credit that is designed to encourage the location of competitively bid amateur sporting events in Missouri. The program is available to: "certified sponsors" active in the Sports Events and Tourism Association (Sports ETA), "endorsing counties", "endorsing municipalities", and "local organizing committees".

Explanation of How Award is Computed:	Entitlement <input type="checkbox"/> No <input type="checkbox"/>	Discretionary <input type="checkbox"/> Yes <input type="checkbox"/>
Eligible applicants may be awarded \$6 per admissions ticket or \$12 per registered participant, if such event was participant-based.		

Program Cap:	Cumulative: <input type="checkbox"/> No <input type="checkbox"/>	(remainder of cumulative cap):	Annual: <input type="checkbox"/> Yes <input type="checkbox"/>	Annual Amount: \$6 million
Cap Shared Between Programs <input type="checkbox"/> No <input type="checkbox"/>		Which Program(s)? _____		

Explanation of Cap:
 No more than \$6 million dollars in tax credits can be issued in a given fiscal year. Applicants in Jackson County, St. Louis City, and St. Louis County may only receive up to \$5.5 million of the \$6 million cap

Sunset Provision:	<input type="checkbox"/> Yes <input type="checkbox"/>	Date of Sunset: 8/28/2032	Date of Last Sunset Extension: 8/25/2025
--------------------------	---	----------------------------------	---

Explanation of Expiration of Authority: The Amateur Sporting Ticket Sales Tax Credit sunsets August 28, 2032.

Specific Provisions: (if applicable)

Carry forward <input type="checkbox"/> 2 years <input type="checkbox"/>	Carry Back <input type="checkbox"/> No <input type="checkbox"/>	Refundable <input type="checkbox"/> No <input type="checkbox"/>	Apportioned <input type="checkbox"/> No <input type="checkbox"/>	Appropriated <input type="checkbox"/> No <input type="checkbox"/>
Sellable/Assignable <input type="checkbox"/> Yes <input type="checkbox"/>	Organizations Remit an Offset <input type="checkbox"/> Yes <input type="checkbox"/>	Additional Federal Deductions/Credits Available <input type="checkbox"/> No <input type="checkbox"/>		

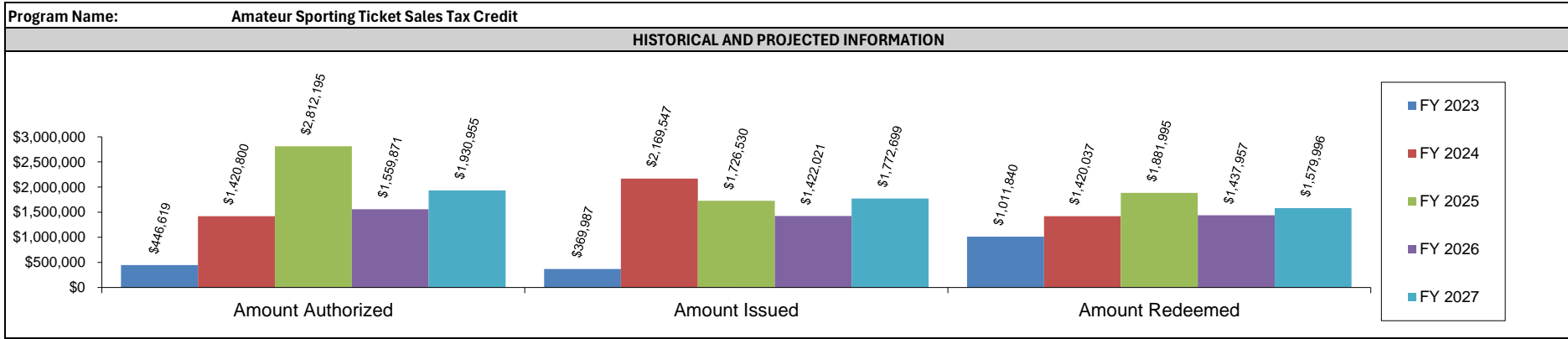
Comments on Specific Provisions:

Legislative / General Assembly Action(s) During Prior Five Years:
 8/28/2025: Special Session SB3

	FY 2023 ACTUAL	FY 2024 ACTUAL	FY 2025 ACTUAL	FY 2026 (YTD)	FY 2026 (Full Year)	FY 2027 (Budget Year)
Certificates Issued (#)	17	24	25	10	22	71
Projects/Participants (#)	17	8	38	14	92	117
Total Projects						
Amount Authorized	\$446,619	\$1,420,800	\$2,812,195	\$757,132	\$1,559,871	\$1,930,955
Amount Issued	\$369,987	\$2,169,547	\$1,726,530	\$4,284,077	\$1,422,021	\$1,772,699
Amount Redeemed	\$1,011,840	\$1,420,037	\$1,881,995	\$0	\$1,437,957	\$1,579,996

FY 2025 EST. Amount Outstanding	\$1,549,230.00	FY 2025 EST. Amount Authorized but Unissued	\$15,194,166.73
---------------------------------	----------------	---	-----------------

TAX CREDIT ANALYSIS



Comments on Historical and Projected Information:
 Projected information is based on 3 year average and known upcoming events.

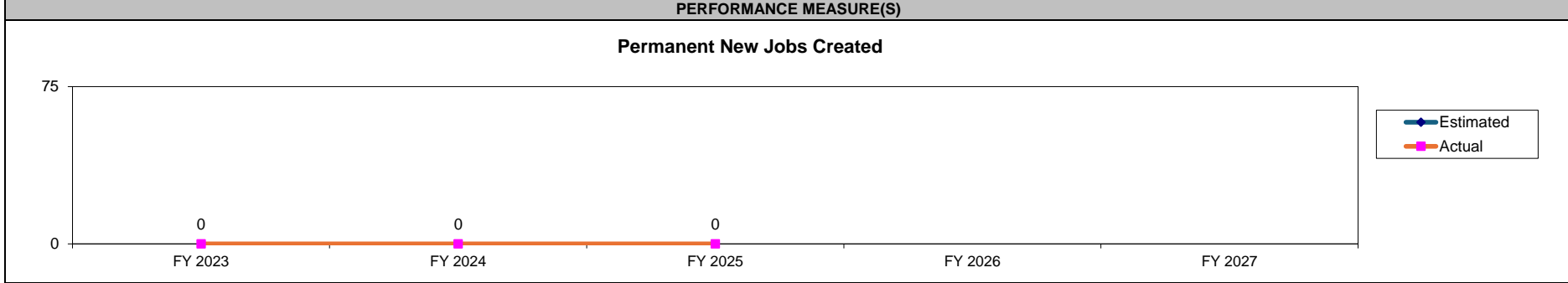
Program Name: Amateur Sporting Ticket Sales Tax Credit

BENEFIT: COST ANALYSIS (includes only state revenue impacts)

	FY 2025 ACTIVITY	Other Fiscal Period (5 Years)	Derivation of Benefits: Investment: N/A Employment: N/A Other Assumptions: (a) 80% of ticket sales estimated for facility operations of \$1,318,692 in FY2025; (b) 60% (63,541) of the 105,901 expected daily event attendees bring new visitor spending of \$22,344,758 to the state during events. Incentives/Credits: (a) \$1,614,525 in Amateur Sports tax credits in FY2025. Impacts occur Statewide. All Values in Constant Dollars. Assumptions provided by DED. Estimated using REMI.
BENEFITS			
Direct Fiscal Benefits	\$814,309	\$946,730	
Indirect Fiscal Benefits	\$1,036,133	\$1,204,627	
Total	\$1,850,442	\$2,151,357	
COSTS			
Direct Fiscal Costs	\$1,614,525	\$1,614,525	
Indirect Fiscal Costs			
Total	\$1,614,525	\$1,614,525	
BENEFIT: COST	1.15	1.33	

Other Benefits:

In FY-2025, every dollar of auth. program tax credits returned		Over 5 YEARS, every dollar of auth. program tax credits returned	
\$10.47 in new personal income totaling	\$16.90 million	\$15.46 in new personal income totaling	\$24.95 million
\$17.86 in new value-added/GSP totaling	\$28.83 million	\$19.63 in new value-added/GSP totaling	\$31.69 million
\$30.32 in new economic output totaling	\$48.95 million	\$33.26 in new economic output totaling	\$53.70 million



Comments on Performance Measure:

TAX CREDIT ANALYSIS

Program Name: Brownfield Remediation			
Department: Economic Development	Contact Name & No.: Brooklyn Wasser 573-751-2031		Date: Sep-25
Program Category: Redevelopment	Type: Tax Credit		
Statutory Authority: 447.700-447.718	Applicable Taxes: Income Tax, Corporate Franchise Tax, Bank Tax, Insurance Premium Tax, Other Financial Institutions Tax		
Tax Credit Creation Date: 1995	Year of Last Legislative Change: 2016		

Program Description and Eligibility Requirements:
 Provide an incentive to businesses/developers to redevelop property contaminated with hazardous wastes. Requires property to be abandoned or underutilized for at least three years, real or suspected environmental contamination, and must enter the Department of Natural Resource's (DNR) Voluntary Cleanup Program. Project must create 10 new jobs or retain 25 jobs.

Explanation of How Award is Computed: **Entitlement** No **Discretionary** Yes

Eligible applicants may receive a tax credit of up to 100% of eligible remediation costs; 75% upon payment of remediation costs and 25% upon issuance of DNRs Clean Letter. The calculation of award must be the least amount necessary for the project to occur and the total benefits of the project are capped by the state economic benefit analysis.

Program Cap: None **Cumulative:** No **(remainder of cumulative cap):** **Annual:** No **Annual Amount:**

Cap Shared Between Programs No **Which Program(s)?** _____

Explanation of Cap:

Sunset Provision: No **Date of Sunset:** _____ **Date of Last Sunset Extension:** _____

Explanation of Expiration of Authority:

Specific Provisions: (if applicable)

Carry forward 20 Years Carry Back No Refundable No Apportioned No Appropriated No

Sellable/Assignable Yes Organizations Remit an Offset No Additional Federal Deductions/Credits Available No

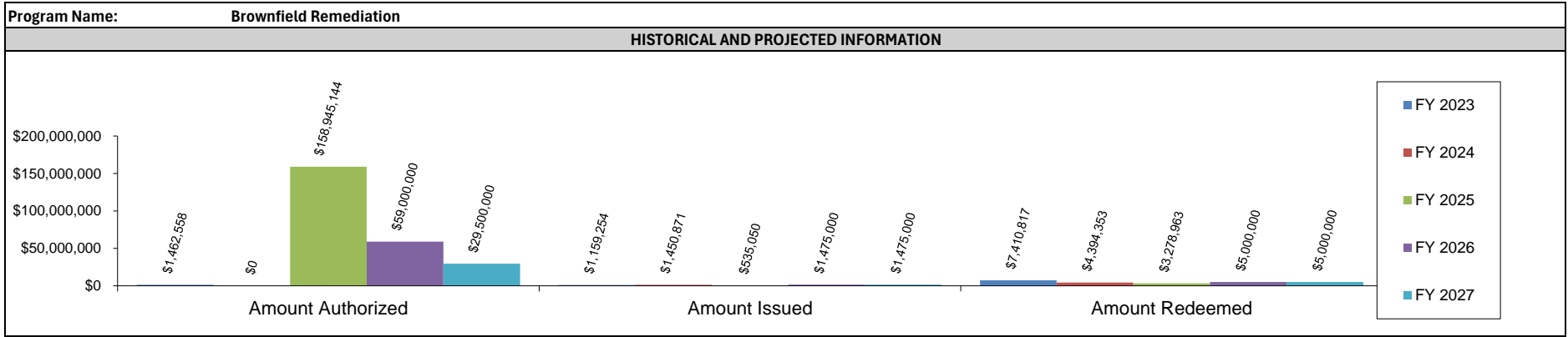
Comments on Specific Provisions:

Legislative / General Assembly Action(s) During Prior Five Years:

	FY 2023 ACTUAL	FY 2024 ACTUAL	FY 2025 ACTUAL	FY 2026 (YTD)	FY 2026 (Full Year)	FY 2027 (Budget Year)
Certificates Issued (#)	2	2	0	0	2	3
Projects/Participants (#)	2	2	2	2	2	1
Total Projects			4	6	6	7
Amount Authorized	\$1,462,558	\$0	\$158,945,144	\$18,051,495	\$59,000,000	\$29,500,000
Amount Issued	\$1,159,254	\$1,450,871	\$535,050	\$0	\$1,475,000	\$1,475,000
Amount Redeemed	\$7,410,817	\$4,394,353	\$3,278,963	\$0	\$5,000,000	\$5,000,000

FY 2025 EST. Amount Outstanding	\$3,499,766.00	FY 2025 EST. Amount Authorized but Unissued	\$0.00
---------------------------------	----------------	---	--------

TAX CREDIT ANALYSIS



Comments on Historical and Projected Information:
 Projected information is based on 3 year average.

Program Name: Brownfield Remediation

BENEFIT: COST ANALYSIS (includes only state revenue impacts)

	FY 2025 ACTIVITY	Other Fiscal Period (10 Years)	Derivation of Benefits:
BENEFITS			Investment: (a) \$569,239,126 in Non-Residential Investment spending over years 2025-2026; (b) \$378,135,058 in Residential investment spending over years 2025-2026; (c) \$35,384,272 in Land/Building Purchases leading to \$2,123,056 in real estate revenues in 2025. Employment: (a) 1,410 jobs in multiple industries at average wage rates created over 2025-2034. Incentives: \$158,945,144 in Brownfield Remediation tax credits over years 2025-2026. Impacts occur Statewide. All values in constant dollars. Assumptions proved by DED. Estimated using REMI. The multi-year Benefit-Cost Ratio is 0.51 when other programs (HTC) are included.
Direct Fiscal Benefits	\$15,365,913	\$52,747,509	
Indirect Fiscal Benefits	\$13,866,443	\$47,600,185	
Total	\$29,232,356	\$100,347,694	
COSTS			
Direct Fiscal Costs	\$79,472,572	\$157,241,656	
Indirect Fiscal Costs			
Total	\$79,472,572	\$157,241,656	
BENEFIT: COST	0.37	0.64	

Other Benefits:

In FY-2025, every dollar of auth. program tax credits returned		Over 10 YEARS, every dollar of auth. program tax credits returned	
\$4.81 in new personal income totaling	\$382.23 million	\$13.65 in new personal income totaling	\$2,145.91 million
\$7.86 in new value-added/GSP totaling	\$624.27 million	\$18.70 in new value-added/GSP totaling	\$2,940.92 million
\$14.25 in new economic output totaling	\$1,132.42 million	\$35.95 in new economic output totaling	\$5,653.28 million

TAX CREDIT ANALYSIS

Program Name:	Brownfield Remediation																		
PERFORMANCE MEASURE(S)																			
Jobs Created																			
<table border="1"> <thead> <tr> <th>Fiscal Year</th> <th>Estimated</th> <th>Actual</th> </tr> </thead> <tbody> <tr> <td>FY 2023</td> <td>-</td> <td>43</td> </tr> <tr> <td>FY 2024</td> <td>-</td> <td>86</td> </tr> <tr> <td>FY 2025</td> <td>1,000</td> <td>1,410</td> </tr> <tr> <td>FY 2026</td> <td>513</td> <td>-</td> </tr> <tr> <td>FY 2027</td> <td>533</td> <td>-</td> </tr> </tbody> </table>		Fiscal Year	Estimated	Actual	FY 2023	-	43	FY 2024	-	86	FY 2025	1,000	1,410	FY 2026	513	-	FY 2027	533	-
Fiscal Year	Estimated	Actual																	
FY 2023	-	43																	
FY 2024	-	86																	
FY 2025	1,000	1,410																	
FY 2026	513	-																	
FY 2027	533	-																	
Comments on Performance Measure:																			
Numbers are captured from projects that were closed out this fiscal year.																			
PERFORMANCE MEASURE(S)																			
Leverage Amount (millions)																			
<table border="1"> <thead> <tr> <th>Fiscal Year</th> <th>Estimated</th> <th>Actual</th> </tr> </thead> <tbody> <tr> <td>FY 2023</td> <td>-</td> <td>\$19.40</td> </tr> <tr> <td>FY 2024</td> <td>-</td> <td>\$13.03</td> </tr> <tr> <td>FY 2025</td> <td>\$25.00</td> <td>\$947.37</td> </tr> <tr> <td>FY 2026</td> <td>\$3.27</td> <td>-</td> </tr> <tr> <td>FY 2027</td> <td>\$13.77</td> <td>-</td> </tr> </tbody> </table>		Fiscal Year	Estimated	Actual	FY 2023	-	\$19.40	FY 2024	-	\$13.03	FY 2025	\$25.00	\$947.37	FY 2026	\$3.27	-	FY 2027	\$13.77	-
Fiscal Year	Estimated	Actual																	
FY 2023	-	\$19.40																	
FY 2024	-	\$13.03																	
FY 2025	\$25.00	\$947.37																	
FY 2026	\$3.27	-																	
FY 2027	\$13.77	-																	
Comments on Performance Measure:																			
Numbers are captured from projects that were closed out this fiscal year.																			
PERFORMANCE MEASURE(S)																			
Renovated Facilities																			
<table border="1"> <thead> <tr> <th>Fiscal Year</th> <th>Estimated</th> <th>Actual</th> </tr> </thead> <tbody> <tr> <td>FY 2023</td> <td>-</td> <td>2</td> </tr> <tr> <td>FY 2024</td> <td>-</td> <td>1</td> </tr> <tr> <td>FY 2025</td> <td>5</td> <td>2</td> </tr> <tr> <td>FY 2026</td> <td>2</td> <td>-</td> </tr> <tr> <td>FY 2027</td> <td>2</td> <td>-</td> </tr> </tbody> </table>		Fiscal Year	Estimated	Actual	FY 2023	-	2	FY 2024	-	1	FY 2025	5	2	FY 2026	2	-	FY 2027	2	-
Fiscal Year	Estimated	Actual																	
FY 2023	-	2																	
FY 2024	-	1																	
FY 2025	5	2																	
FY 2026	2	-																	
FY 2027	2	-																	
Comments on Performance Measure:																			
Numbers are captured from projects that were closed out this fiscal year.																			

TAX CREDIT ANALYSIS

Program Name: Business Use Incentives for Large-Scale Development (BUILD)			
Department: Economic Development- MDFB	Contact Name & No.: Mark Stombaugh 573-751-8579		Date: Sep-25
Program Category: Business Recruitment	Type:	Tax Credit	
Statutory Authority: 100.700-100.850	Applicable Taxes: Income Tax, Bank Tax, Insurance Premium Tax, Other Financial Institution Tax		
Tax Credit Creation Date: 1996	Year of Last Legislative Change: 2018		

Program Description and Eligibility Requirements:
 The incentives offered by the BUILD Missouri Program are designed to offset infrastructure and other capital costs of certain large projects by making the cost of investing in Missouri more competitive. The costs are financed through the issuance by the Board of certificates (bonds or notes) the principal and interest on which will be repaid by the business. Businesses are then reimbursed for these repayments through the issuance by the Board of Missouri State income tax credits. The businesses may use these credits against taxes, which would otherwise be due, or to obtain a refund if the business has no Missouri income tax liability. All businesses that manufacture, process (including agricultural processing) or assemble products are eligible. Businesses that conduct research and development or provide services in interstate commerce are also eligible. Certain office industries are also eligible. A manufacturing business must invest a minimum of \$15 million and 100 new jobs. An office business must invest a minimum of \$10 million and 500 jobs. There are other discretionary factors.

Explanation of How Award is Computed: Entitlement No Discretionary Yes
 The award is computed based on principal, interest and fees annually and limited to be no more that 5% of gross wages of each eligible employee whose job was created as a result of the project.

Program Cap: Cumulative: No (remainder of cumulative cap): Annual: Yes Annual Amount: \$25 million
 Cap Shared Between Programs No Which Program(s)? _____

Explanation of Cap:
 Aggregate amount of debt reduction assessments of all companies with bonds outstanding and still active shall not exceed \$25 million annually. The Authorized Amounts in the chart below are reported as the total authorized credits available to be issued to all companies during the fiscal year, not just new projects.

Sunset Provision: No Date of Sunset: _____ Date of Last Sunset Extension: _____

Explanation of Expiration of Authority:

Specific Provisions: (if applicable)
 Carry forward No Carry Back No Refundable Yes Apportioned No Appropriated No
 Sellable/Assignable No Organizations Remit an Offset No Additional Federal Deductions/Credits Available No

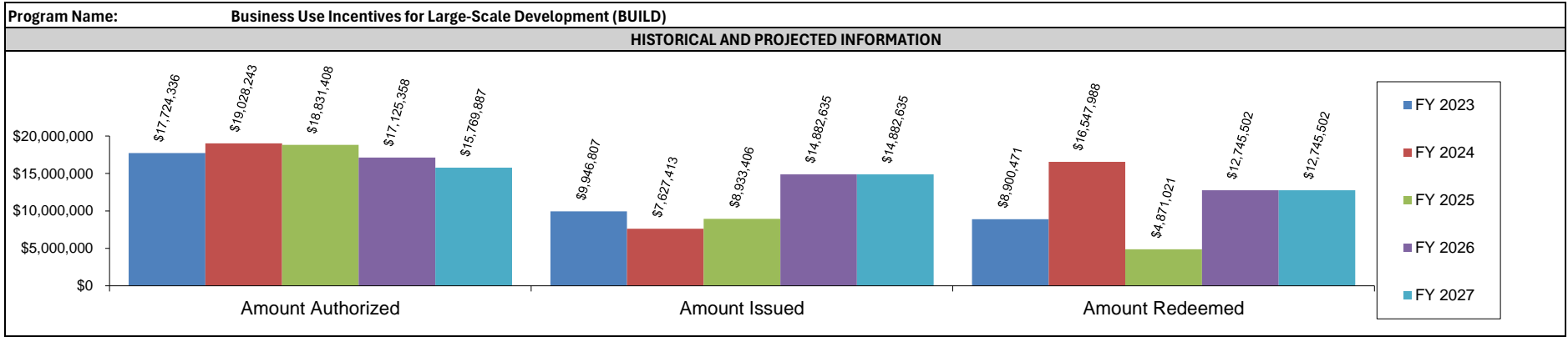
Comments on Specific Provisions:

Legislative / General Assembly Action(s) During Prior Five Years:

	FY 2023 ACTUAL	FY 2024 ACTUAL	FY 2025 ACTUAL	FY 2026 (YTD)	FY 2026 (Full Year)	FY 2027 (Budget Year)
Certificates Issued (#)	41	26	31	2	37	33
Projects/Participants (#)	37	43	39	35	34	35
Total Projects						
Amount Authorized	\$17,724,336	\$19,028,243	\$18,831,408	\$16,523,976	\$17,125,358	\$15,769,887
Amount Issued	\$9,946,807	\$7,627,413	\$8,933,406	\$467,443	\$14,882,635	\$14,882,635
Amount Redeemed	\$8,900,471	\$16,547,988	\$4,871,021	\$586,881	\$12,745,502	\$12,745,502

FY 2025 EST. Amount Outstanding	\$21,148,926.19	FY 2025 EST. Amount Authorized but Unissued	\$139,579,140.00
---------------------------------	-----------------	---	------------------

TAX CREDIT ANALYSIS



Comments on Historical and Projected Information:

Program Name: Business Use Incentives for Large-Scale Development (BUILD)

BENEFIT: COST ANALYSIS (includes only state revenue impacts)

	FY 2025 ACTIVITY	Other Fiscal Period (15 Years)	Derivation of Benefits: Investment: (a) \$28,500,000 in Non-Residential Structures from 2025-2027. Employment: (a) 250 jobs in Real Estate scaled up over 4 years at average wage rates in 2025-2028. Other Assumptions: N/A Incentives/Credits: (a) \$2,500,000 in BUILD over years 2025-2039. Impacts occur Statewide. All Values in Constant Dollars. Assumptions provided by DED. Estimated using REMI. The multi-year fiscal Benefit-Cost Ratio is 0.69 when other program incentives (Missouri Works, Chapter 100) are included.
BENEFITS			
Direct Fiscal Benefits	\$676,845	\$12,989,747	
Indirect Fiscal Benefits	\$315,179	\$6,048,793	
Total	\$992,024	\$19,038,540	
COSTS			
Direct Fiscal Costs	\$166,667	\$2,181,816	
Indirect Fiscal Costs			
Total	\$166,667	\$2,181,816	
BENEFIT: COST	5.95	8.73	

Other Benefits:

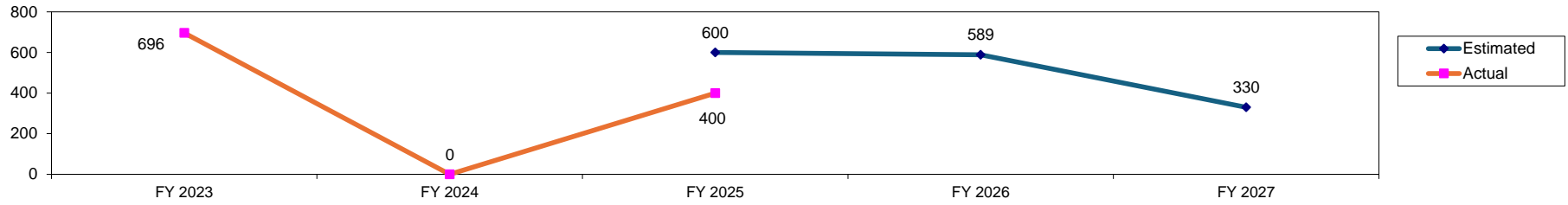
In FY-2025, every dollar of auth. program tax credits returned		Over 15 YEARS, every dollar of auth. program tax credits returned	
\$77.74 in new personal income totaling	\$12.96 million	\$210.95 in new personal income totaling	\$460.25 million
\$258.59 in new value-added/GSP totaling	\$43.10 million	\$679.53 in new value-added/GSP totaling	\$1,482.62 million
\$406.48 in new economic output totaling	\$67.75 million	\$1,011.82 in new economic output totaling	\$2,207.61 million

TAX CREDIT ANALYSIS

Program Name: Business Use Incentives for Large-Scale Development (BUILD)

PERFORMANCE MEASURE(S)

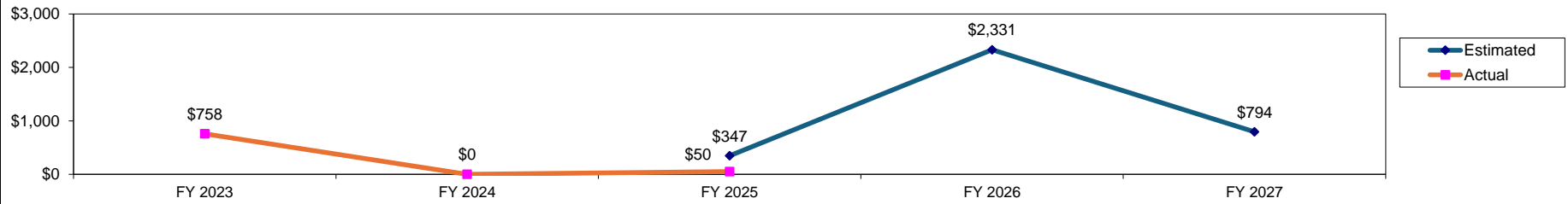
New Jobs Created



Comments on Performance Measure:

PERFORMANCE MEASURE(S)

Investment (millions)



Comments on Performance Measure:

TAX CREDIT ANALYSIS

Program Name: Business Facility Headquarters Tax Credit (BFC)			
Department: Economic Development	Contact Name & No.: Brooklyn Wasser 573-751-2031		Date: Sep-25
Program Category: Business Recruitment	Type: Tax Credit		
Statutory Authority: 135.100-135.258	Applicable Taxes: Income Tax, Bank Tax, Insurance Premium Tax, Insurance Company Retaliatory Tax		
Tax Credit Creation Date: 1980	Year of Last Legislative Change: 2022		

Program Description and Eligibility Requirements:
 Tax incentives to facilitate the expansion of new or existing businesses in Missouri. "Headquarters" that commence operations and "headquarters" of certain "employee-owned" businesses that commence or expand operations on or before December 31, 2024 may be eligible for the program. The facility must maintain an average of at least 500 new business facility employees and the facility must create at least 25 new jobs and make \$1,000,000 in new investment, as compared to the base year, and maintain an average of at least \$20,000,000 in business facility investment.

Explanation of How Award is Computed: Entitlement Yes Discretionary No
 The Missouri company qualifying as a new "headquarters" facility may receive the greater of: \$400 for each new business facility employee and 4% of new business facility investment; or, \$500 for each new business facility employee and \$500 of each \$100,000 of new business facility investment.

Program Cap: None Cumulative: No (remainder of cumulative cap): Annual: No Annual Amount:
 Cap Shared Between Programs No Which Program(s)? _____
Explanation of Cap:

Sunset Provision: Yes Date of Sunset: 12/31/2028 Date of Last Sunset Extension: _____

Explanation of Expiration of Authority: No revenue-producing enterprise shall receive the incentives set forth in sections 135.100 to 135.150 for facilities commencing operations on or after January 1, 2005. Headquarters may receive incentives for facilities commencing or expanding operations on or after January 1, 2005 but not on or after January 1, 2031. HB 2400 (2022).

Specific Provisions: (if applicable)
 Carry forward 5 Years Carry Back No Refundable No Apportioned No Appropriated No
 Sellable/Assignable Yes Organizations Remit an Offset No Additional Federal Deductions/Credits Available No

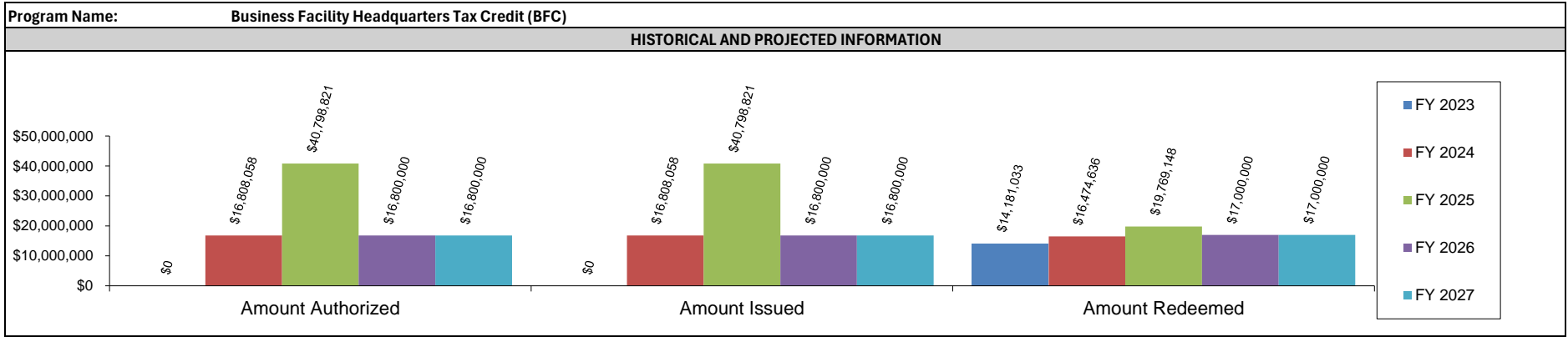
Comments on Specific Provisions: Carry forward, Refundable and Sellable/Assignable provisions are limited in application.

Legislative / General Assembly Action(s) During Prior Five Years:
 2022: HB 2400

	FY 2023 ACTUAL	FY 2024 ACTUAL	FY 2025 ACTUAL	FY 2026 (YTD)	FY 2026 (Full Year)	FY 2027 (Budget Year)
Certificates Issued (#)	0	9	8	8	8	8
Projects/Participants (#)	0	9	8	8	8	8
Total Projects						
Amount Authorized	\$0	\$16,808,058	\$40,798,821	\$0	\$16,800,000	\$16,800,000
Amount Issued	\$0	\$16,808,058	\$40,798,821	\$0	\$16,800,000	\$16,800,000
Amount Redeemed	\$14,181,033	\$16,474,636	\$19,769,148	\$0	\$17,000,000	\$17,000,000

FY 2025 EST. Amount Outstanding	\$76,172,862.10	FY 2025 EST. Amount Authorized but Unissued	\$0.00
---------------------------------	-----------------	---	--------

TAX CREDIT ANALYSIS



Comments on Historical and Projected Information:
 FY2026 and FY2027 projections based on NOI currently received by organization, but could change should additional NOI's be received.

Program Name: Business Facility Headquarters Tax Credit (BFC)

BENEFIT: COST ANALYSIS (includes only state revenue impacts)

	FY 2025 ACTIVITY	Other Fiscal Period (indicated time period)	Derivation of Benefits: Investment: (a) \$284,869,716 in Non-Residential Investment spending over years 2015-2024. Employment: (a) 982 jobs scaled up over ten years in Professional, Scientific, and Technical Services at average wage rates over years 2015-2044. Other Assumptions: N/A Incentives/Credits: (a) \$202,510,998 in Business Facility tax credits over years 2015-2034 to model full cost of active BFC projects where activity has occurred. Impacts occur Statewide. All Values in Constant Dollars. Assumptions provided by DED. Estimated using REMI. The multi-year fiscal Benefit-Cost Ratio is 0.96 when other program incentives (Missouri Works) are included.
BENEFITS			
Direct Fiscal Benefits	\$1,035,697	\$74,895,728	
Indirect Fiscal Benefits	\$1,159,593	\$83,855,165	
Total	\$2,195,290	\$158,750,893	
COSTS			
Direct Fiscal Costs	\$562,134	\$151,939,007	
Indirect Fiscal Costs			
Total	\$562,134	\$151,939,007	
BENEFIT: COST	3.91	1.04	

Other Benefits:

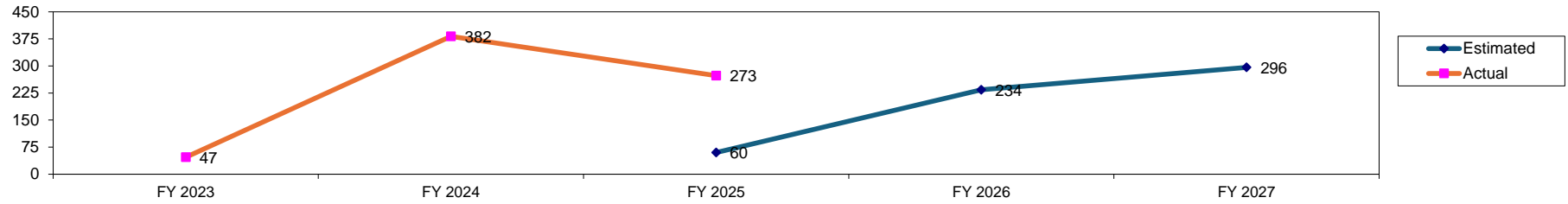
In FY-2025, every dollar of auth. program tax credits returned		Over 20 YEARS, every dollar of auth. program tax credits returned	
\$70.32 in new personal income totaling	\$39.53 million	\$29.94 in new personal income totaling	\$5,091.47 million
\$106.86 in new value-added/GSP totaling	\$60.07 million	\$33.62 in new value-added/GSP totaling	\$5,717.27 million
\$174.71 in new economic output totaling	\$98.21 million	\$53.67 in new economic output totaling	\$9,127.88 million

TAX CREDIT ANALYSIS

Program Name: Business Facility Headquarters Tax Credit (BFC)

PERFORMANCE MEASURE(S)

Permanent New Jobs Created

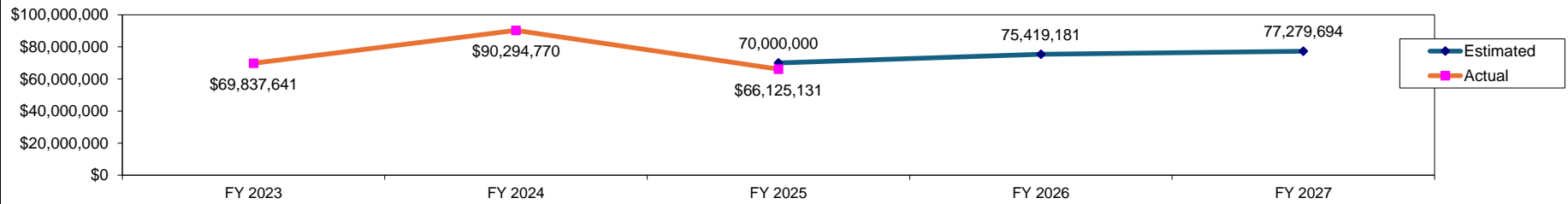


Comments on Performance Measure:

Benefits are based on the number of new jobs above the base. For the purposes of reporting, the number that is indicated here is net new year to year, so that there is no double counting of new jobs. For the projects for which credits were issued, the jobs were not new new for this fiscal year but did have new jobs over the base.

PERFORMANCE MEASURE(S)

New Investment



Comments on Performance Measure:

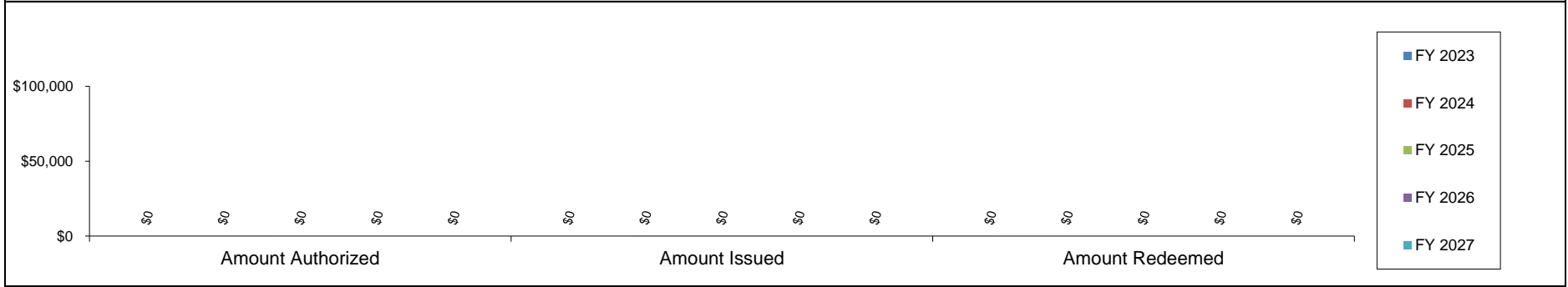
Benefits are based on the amount of investment above the base. For purposes of reporting, the amount that is indicated here is net new year to year, so that there is no double-counting of new investment.

TAX CREDIT ANALYSIS

Program Name: Certified Capital Companies (CAPCO)						
Department: Economic Development	Contact Name & No.: Brooklyn Wasser 573-751-2031			Date: Sep-25		
Program Category: Entrepreneurial	Type: Tax Credit					
Statutory Authority: 135.500-135.529	Applicable Taxes: Insurance Premium Tax					
Tax Credit Creation Date: 1996	Year of Last Legislative Change: 2008					
Program Description and Eligibility Requirements: Insurance companies that invest in a certified CAPCO receive a tax credit.						
Explanation of How Award is Computed: The tax credit is equal to 100% of the investment.						
		Entitlement <input type="checkbox"/> Yes	Discretionary <input type="checkbox"/> No			
Program Cap: Cumulative: <input type="checkbox"/> Yes (remainder of cumulative cap): \$0 Annual: <input type="checkbox"/> No Annual Amount: _____ Cap Shared Between Programs <input type="checkbox"/> No Which Program(s)? _____						
Explanation of Cap: The tax credits can be claimed at up to 10% of the authorized amount per year over a 10-year period.						
Sunset Provision:	<input type="checkbox"/> No	Date of Sunset: _____		Date of Last Sunset Extension: _____		
Explanation of Expiration of Authority:						
Specific Provisions: (if applicable)						
Carry forward <input type="checkbox"/> No	Carry Back <input type="checkbox"/> No	Refundable <input type="checkbox"/> No	Apportioned <input type="checkbox"/> No	Appropriated <input type="checkbox"/> No		
Sellable/Assignable <input type="checkbox"/> Yes	Organizations Remit an Offset <input type="checkbox"/> No	Additional Federal Deductions/Credits Available <input type="checkbox"/> No				
Comments on Specific Provisions: Can carry forward tax credit until they are used.						
Legislative / General Assembly Action(s) During Prior Five Years:						
	FY 2023 ACTUAL	FY 2024 ACTUAL	FY 2025 ACTUAL	FY 2026 (YTD)	FY 2026 (Full Year)	FY 2027 (Budget Year)
Certificates Issued (#)	0	0	0	0	0	0
Projects/Participants (#)	0	0	0	0	0	0
Total Projects						
Amount Authorized	Cumulative Cap Exhausted	Cumulative Cap Exhausted	Cumulative Cap Exhausted	Cumulative Cap Exhausted	Cumulative Cap Exhausted	Cumulative Cap Exhausted
Amount Issued	\$0	\$0	\$0	\$0	\$0	\$0
Amount Redeemed	\$0	\$0	\$0	\$0	\$0	\$0
FY 2025 EST. Amount Outstanding \$254,811.70						
FY 2025 EST. Amount Authorized but Unissued				\$0.00		

TAX CREDIT ANALYSIS

Program Name: Certified Capital Companies (CAPCO)



Comments on Historical and Projected Information:

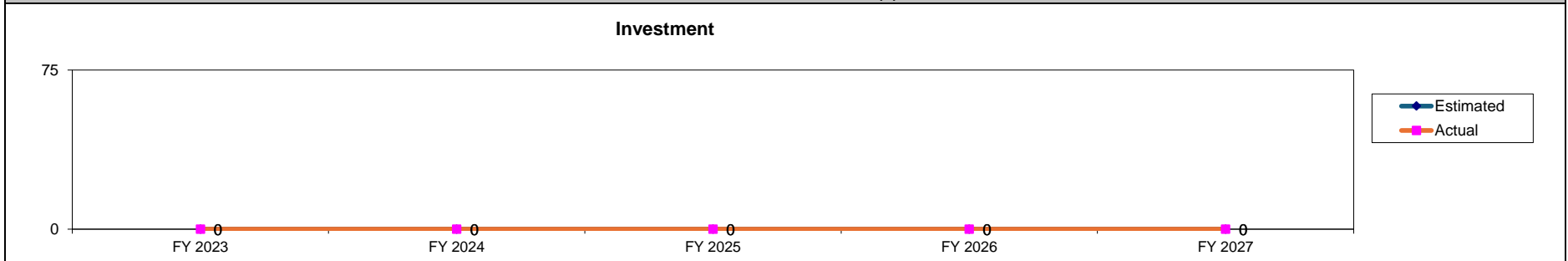
Program Name: Certified Capital Companies (CAPCO)

BENEFIT: COST ANALYSIS (includes only state revenue impacts)

	FY 2025 ACTIVITY	Other Fiscal Period (indicated time period)	Derivation of Benefits: No authorizations in FY2025.
BENEFITS			
Direct Fiscal Benefits			
Indirect Fiscal Benefits			
Total	\$0	\$0	
COSTS			
Direct Fiscal Costs			
Indirect Fiscal Costs			
Total	\$0	\$0	
BENEFIT: COST	#DIV/0!	#DIV/0!	

Other Benefits:

PERFORMANCE MEASURE(S)



Comments on Performance Measure:

TAX CREDIT ANALYSIS

Program Name: Capitol Complex Tax Credit Act			
Department: Economic Development	Contact Name & No.: Christina Carver 573-536-8931		Date: Sep-25
Program Category: Redevelopment	Type: Tax Credit		
Statutory Authority: 620.3210	Applicable Taxes: Income Tax, Financial Institution Tax		
Tax Credit Creation Date: 2021	Year of Last Legislative Change:		

Program Description and Eligibility Requirements:
 A contribution tax credit that provides a credit for monetary or artifact donations to capitol complex buildings, including the state capitol, supreme court, old federal courthouse, highway building, and Governor's mansion.

Explanation of How Award is Computed:	Entitlement <input type="checkbox"/> Yes <input type="checkbox"/> No	Discretionary <input type="checkbox"/> Yes <input type="checkbox"/> No
Monetary donations are eligible for a 50% refundable tax credit; Artifact donations are eligible for a 30% nonrefundable tax credit.		

Program Cap: Cumulative: <input type="checkbox"/> No <input type="checkbox"/> Yes	(remainder of cumulative cap): Annual: <input type="checkbox"/> Yes <input type="checkbox"/> No	Annual Amount: \$10 million
Cap Shared Between Programs <input type="checkbox"/> No <input type="checkbox"/> Yes	Which Program(s)? _____	

Explanation of Cap:
 No more than \$10 million can be authorized in an calendar year. Donations received in excess of the cap are placed in line for issuance the following year.

Sunset Provision: <input type="checkbox"/> Yes <input type="checkbox"/> No	Date of Sunset: 8/28/2027	Date of Last Sunset Extension: _____
---	----------------------------------	---

Explanation of Expiration of Authority: Sunsets after 6 years – August 2027. If reauthorized, sunsets automatically 12 years after August 28, 2021.

Specific Provisions: (if applicable)

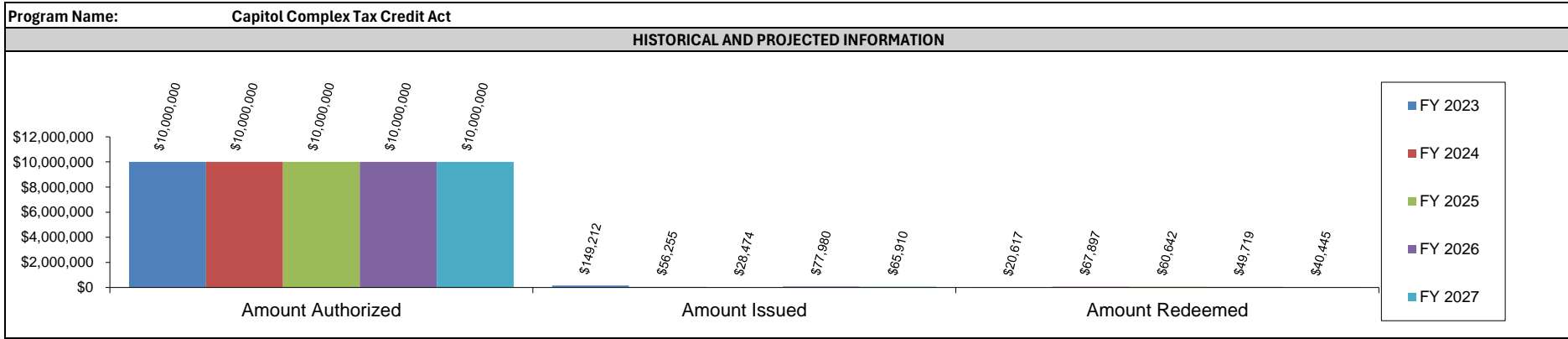
Carry forward <input type="checkbox"/> 4 years <input type="checkbox"/> No	Carry Back <input type="checkbox"/> no <input type="checkbox"/> Yes	Refundable <input type="checkbox"/> Yes (monetary donations only) <input type="checkbox"/> No	Apportioned <input type="checkbox"/> No <input type="checkbox"/> Yes	Appropriated <input type="checkbox"/> No <input type="checkbox"/> Yes
Sellable/Assignable <input type="checkbox"/> Yes <input type="checkbox"/> No	Organizations Remit an Offset <input type="checkbox"/> No <input type="checkbox"/> Yes	Additional Federal Deductions/Credits Available <input type="checkbox"/> No <input type="checkbox"/> Yes		

Comments on Specific Provisions:
Legislative / General Assembly Action(s) During Prior Five Years:

	FY 2023 ACTUAL	FY 2024 ACTUAL	FY 2025 ACTUAL	FY 2026 (YTD)	FY 2026 (Full Year)	FY 2027 (Budget Year)
Certificates Issued (#)	53	37	21	0	37	35
Projects/Participants (#)	5	5	1	0	5	5
Total Projects						
Amount Authorized	\$10,000,000	\$10,000,000	\$10,000,000	\$0	\$10,000,000	\$10,000,000
Amount Issued	\$149,212	\$56,255	\$28,474	\$0	\$77,980	\$65,910
Amount Redeemed	\$20,617	\$67,897	\$60,642	\$0	\$49,719	\$40,445

FY 2025 EST. Amount Outstanding	\$106,410.15	FY 2025 EST. Amount Authorized but Unissued	\$49,824,865.15
---------------------------------	--------------	---	-----------------

TAX CREDIT ANALYSIS



Comments on Historical and Projected Information:

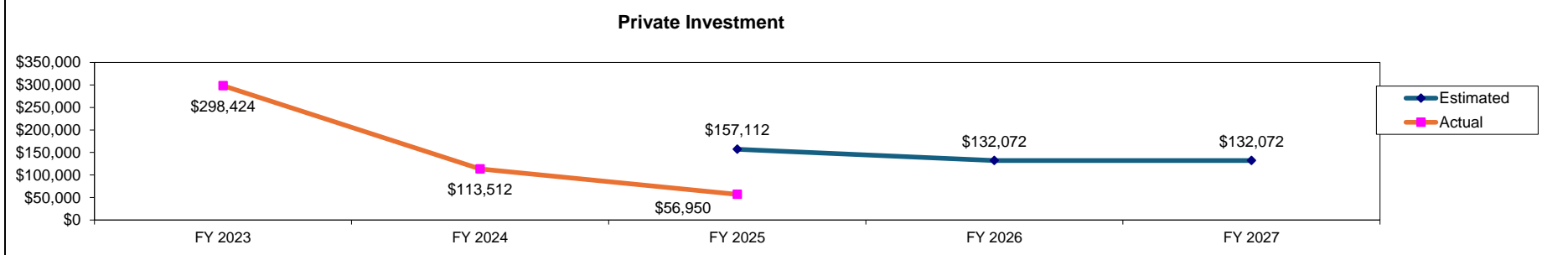
Program Name: Capitol Complex Tax Credit Act

BENEFIT: COST ANALYSIS (includes only state revenue impacts)

	FY 2025 ACTIVITY	Other Fiscal Period (indicated time period)	Derivation of Benefits: Investment: (a) \$56,948 in Non-Residential investment spending from \$28,474 in issued tax credits at 50% of the contribution value. Employment: N/A Other Assumptions: N/A Incentives/Credits: (a) \$28,474 in Capitol Complex Tax Credits issued in 2025. All Values in Constant Dollars. Assumptions provided by DED. Estimated using REMI.
BENEFITS			
Direct Fiscal Benefits	\$519		
Indirect Fiscal Benefits	\$2,752		
Total	\$3,271		
COSTS			
Direct Fiscal Costs	\$28,474		
Indirect Fiscal Costs	\$0		
Total	\$28,474		
BENEFIT: COST	0.11		

Other Benefits:

PERFORMANCE MEASURE(S)



Comments on Performance Measure:

TAX CREDIT ANALYSIS

Program Name: Development Tax Credit Program			
Department: Economic Development	Contact Name & No.: Brooklyn Wasser 573-751-2031		Date: Sep-25
Program Category: Business Recruitment	Type: Tax Credit		
Statutory Authority: 32.100-32.125	Applicable Taxes: Income Tax, Corporate Franchise Tax, Bank Tax, Insurance Premium Tax, Other Financial Institutions Tax, Express Company Tax		
Tax Credit Creation Date: 1989	Year of Last Legislative Change: 2009		

Program Description and Eligibility Requirements:
 Donations must be made to a non-profit corporation; specified number of jobs must be created within 2 years and maintained for 5 years; application must have the local agency's endorsement; project must be located in a distressed or blighted area; and, the benefiting business must be a for-profit business.

Explanation of How Award is Computed:	Entitlement <input type="checkbox"/> No <input type="checkbox"/> Discretionary <input type="checkbox"/> Yes <input type="checkbox"/>
The tax credit is equal to 50% of a contribution made to a non-profit corporation. The non-profit uses the contributed funds to purchase assets that would be leased to an approved business.	

Program Cap: Yes <input type="checkbox"/> Cumulative: No <input type="checkbox"/> (remainder of cumulative cap):	Annual: Yes <input type="checkbox"/> Annual Amount: \$6 million
Cap Shared Between Programs <input type="checkbox"/> No <input type="checkbox"/>	Which Program(s)? _____

Explanation of Cap:
 Credits may not exceed \$4 million for any one fiscal year, except that for fiscal years 2005, 2006, and 2007 credits shall not exceed \$6 million per fiscal year. SB 1155 (2004). Effective August 28, 2008, the cap is \$6 million.

Sunset Provision: <input type="checkbox"/> Yes <input type="checkbox"/>	Date of Sunset: 8/27/2013	Date of Last Sunset Extension: _____
--	----------------------------------	---

Explanation of Expiration of Authority: No new projects may be proposed after August 27, 2013.

Specific Provisions: (if applicable)

Carry forward <input type="checkbox"/> 5 years <input type="checkbox"/>	Carry Back <input type="checkbox"/> no <input type="checkbox"/>	Refundable <input type="checkbox"/> no <input type="checkbox"/>	Apportioned <input type="checkbox"/> no <input type="checkbox"/>	Appropriated <input type="checkbox"/> no <input type="checkbox"/>
Sellable/Assignable <input type="checkbox"/> Yes <input type="checkbox"/>	Organizations Remit an Offset <input type="checkbox"/> no <input type="checkbox"/>	Additional Federal Deductions/Credits Available <input type="checkbox"/> no <input type="checkbox"/>		

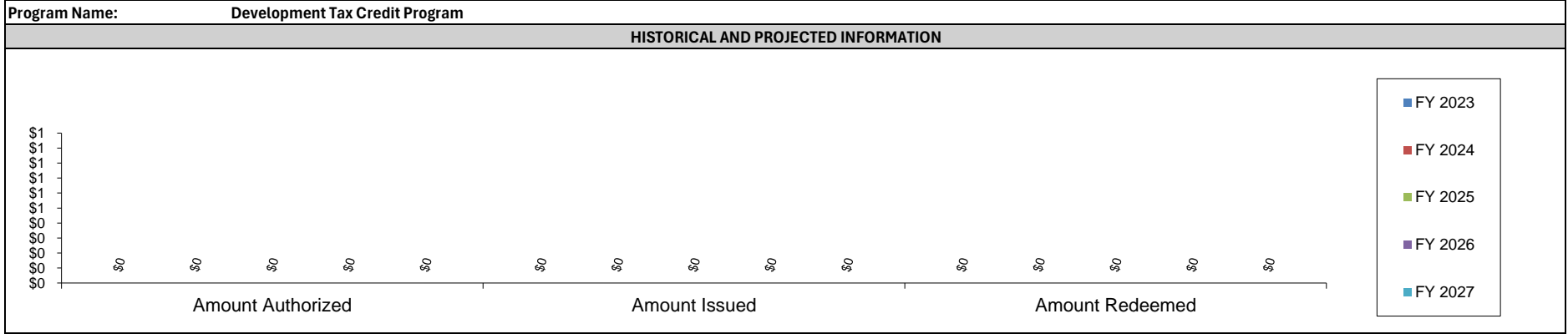
Comments on Specific Provisions:

Legislative / General Assembly Action(s) During Prior Five Years:

	FY 2023 ACTUAL	FY 2024 ACTUAL	FY 2025 ACTUAL	FY 2026 (YTD)	FY 2026 (Full Year)	FY 2027 (Budget Year)
Certificates Issued (#)	0	0	0	0	0	0
Projects/Participants (#)	0	0	0	0	0	0
Total Projects						
Amount Authorized	\$0	\$0	\$0	\$0	\$0	\$0
Amount Issued	\$0	\$0	\$0	\$0	\$0	\$0
Amount Redeemed	\$0	\$0	\$0	\$0	\$0	\$0

FY 2025 EST. Amount Outstanding	\$7,432,644.56	FY 2025 EST. Amount Authorized but Unissued	\$5,337,505.43
---------------------------------	----------------	---	----------------

TAX CREDIT ANALYSIS



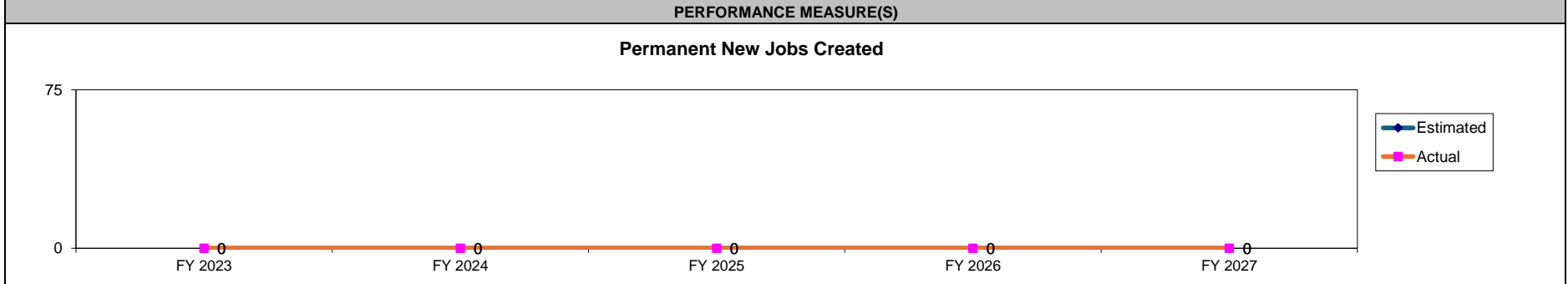
Comments on Historical and Projected Information:

Program Name: Development Tax Credit Program

BENEFIT: COST ANALYSIS (includes only state revenue impacts)

	FY 2025 ACTIVITY	Other Fiscal Period (indicated time period)	Derivation of Benefits:
BENEFITS			
Direct Fiscal Benefits			
Indirect Fiscal Benefits			
Total	\$0	\$0	
COSTS			
Direct Fiscal Costs			
Indirect Fiscal Costs			
Total	\$0	\$0	
BENEFIT: COST	#DIV/0!	#DIV/0!	

Other Benefits:



Comments on Performance Measure:

TAX CREDIT ANALYSIS

Program Name: Enhanced Enterprise Zone (EEZ)			
Department: Economic Development	Contact Name & No.: Brooklyn Wasser 573-751-2031		Date: Sep-25
Program Category: Business Recruitment	Type: Tax Credit		
Statutory Authority: 135.950-135.973	Applicable Taxes: Income Tax		
Tax Credit Creation Date: 2004	Year of Last Legislative Change: 2021		

Program Description and Eligibility Requirements:
 Tax credits to new or expanding businesses in enhanced enterprise zones. At least two new jobs must be created or maintained and at least \$100,000 of new investment within the zone. Business eligibility determined by the zone based on creation of sustainable jobs in a targeted industry or demonstrated impact on local industry cluster development. Businesses also qualify for local abatement.

Explanation of How Award is Computed: Entitlement No Discretionary Yes

Tax credits shall be the lesser of a formula amount based on number of jobs created, number of employees who are residents of the zone, number of employees paid wages above the county average wage and amount of new capital investment OR an amount authorized by DED that is limited to the projected state economic benefit. The credits may be provided each year for up to ten tax years after the project commences operations.

Program Cap: Yes Cumulative: No (remainder of cumulative cap): Annual: Yes Annual Amount: \$24 million

Cap Shared Between Programs No Which Program(s)? _____

Explanation of Cap:
 The annual calendar year cap is \$24 million.

Sunset Provision: Yes Date of Sunset: 8/27/2013 Date of Last Sunset Extension: _____

Explanation of Expiration of Authority: No new projects may be proposed after August 27, 2013.

Specific Provisions: (if applicable)

Carry forward No Carry Back No Refundable No Apportioned No Appropriated No

Sellable/Assignable Yes Organizations Remit an Offset No Additional Federal Deductions/Credits Available No

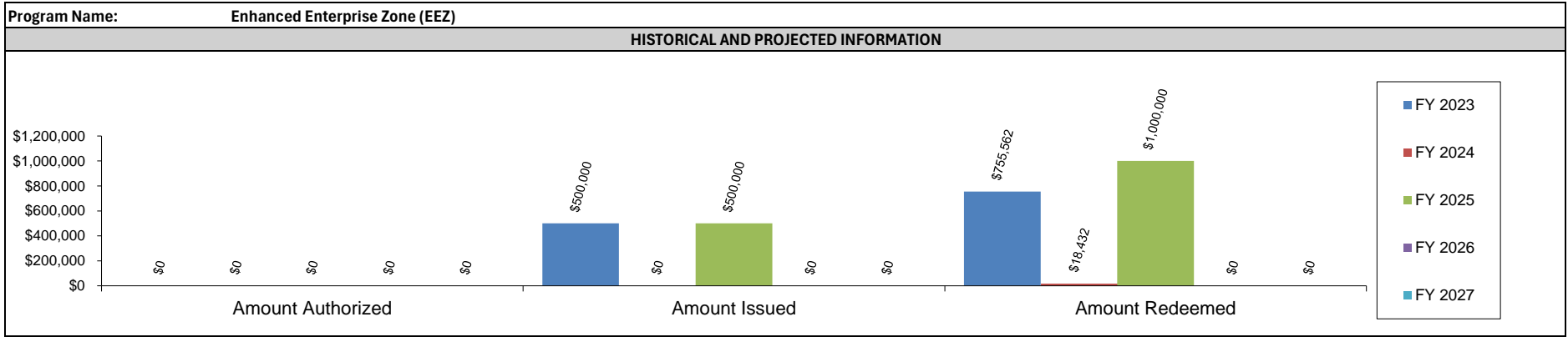
Comments on Specific Provisions:

Legislative / General Assembly Action(s) During Prior Five Years:
 2021: SB 153 and SB 97

	FY 2023 ACTUAL	FY 2024 ACTUAL	FY 2025 ACTUAL	FY 2026 (YTD)	FY 2026 (Full Year)	FY 2027 (Budget Year)
Certificates Issued (#)	0	0	1	0	0	0
Projects/Participants (#)	0	1	1	0	0	0
Total Projects						
Amount Authorized	\$0	\$0	\$0	\$0	\$0	\$0
Amount Issued	\$500,000	\$0	\$500,000	\$0	\$0	\$0
Amount Redeemed	\$755,562	\$18,432	\$1,000,000	\$0	\$0	\$0

FY 2025 EST. Amount Outstanding	\$9,728,018.51	FY 2025 EST. Amount Authorized but Unissued	\$14,793,126.18
---------------------------------	----------------	---	-----------------

TAX CREDIT ANALYSIS



Comments on Historical and Projected Information:

Program Name: Enhanced Enterprise Zone (EEZ)

BENEFIT: COST ANALYSIS (includes only state revenue impacts)

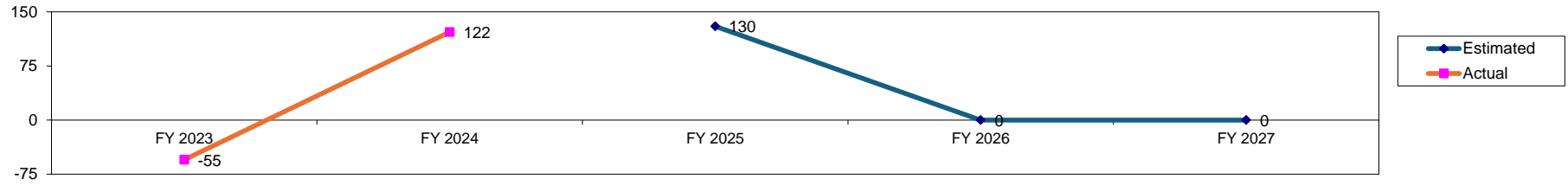
	FY 2025 ACTIVITY	Other Fiscal Period (indicated time period)	Derivation of Benefits: No authorizations in FY2025.
BENEFITS			
Direct Fiscal Benefits			
Indirect Fiscal Benefits			
Total	\$0	\$0	
COSTS			
Direct Fiscal Costs			
Indirect Fiscal Costs			
Total	\$0	\$0	
BENEFIT: COST	#DIV/0!	#DIV/0!	
Other Benefits:			

TAX CREDIT ANALYSIS

Program Name: Enhanced Enterprise Zone (EEZ)

PERFORMANCE MEASURE(S)

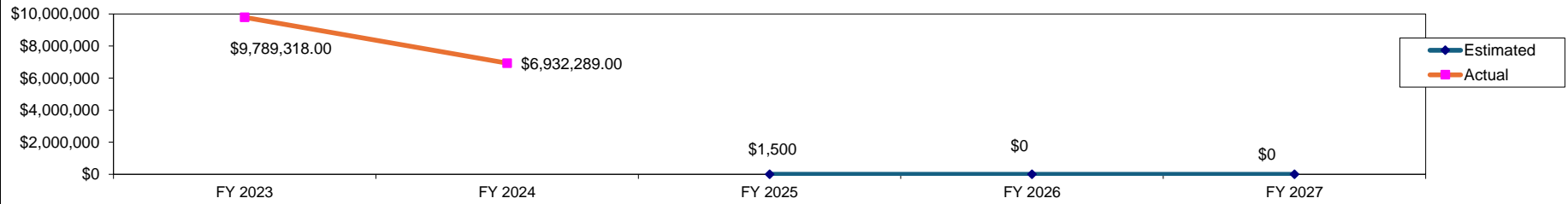
Permanent Net New Jobs Created Over Previous Year



Comments on Performance Measure:

PERFORMANCE MEASURE(S)

Net New Investment Over Previous Year



Comments on Performance Measure:

TAX CREDIT ANALYSIS

Program Name: Entertainment Industry Jobs Act			
Department: Economic Development	Contact Name & No.: Andrea Sporcic Klund 573-526-2102		Date: Sep-25
Program Category: Business Recruitment	Type: Tax Credit		
Statutory Authority: 135.753	Applicable Taxes: Income Tax		
Tax Credit Creation Date: 2024	Year of Last Legislative Change:		

Program Description and Eligibility Requirements:
 Provides a tax credit for rehearsal and tour expenses that meet the minimum rehearsal and tour requirements.

Explanation of How Award is Computed: Entitlement Yes Discretionary No
 A tax credit for 30% of rehearsal and tour expenses that meet the minimum rehearsal and tour requirements.

Program Cap: Cumulative: No (remainder of cumulative cap): Annual: Yes Annual Amount: \$8 million
 Cap Shared Between Programs No Which Program(s)? _____

Explanation of Cap:
 The annual cap is \$8,000,000 for Entertainment Industry Jobs Act.

Sunset Provision: Yes Date of Sunset: 12/31/2030 Date of Last Sunset Extension: _____

Explanation of Expiration of Authority: The provisions of the program authorized under this section shall automatically sunset December 31, 2030.

Specific Provisions: (if applicable)
 Carry forward 5 years Carry Back No Refundable No Apportioned No Appropriated No
 Sellable/Assignable Yes Organizations Remit an Offset No Additional Federal Deductions/Credits Available No

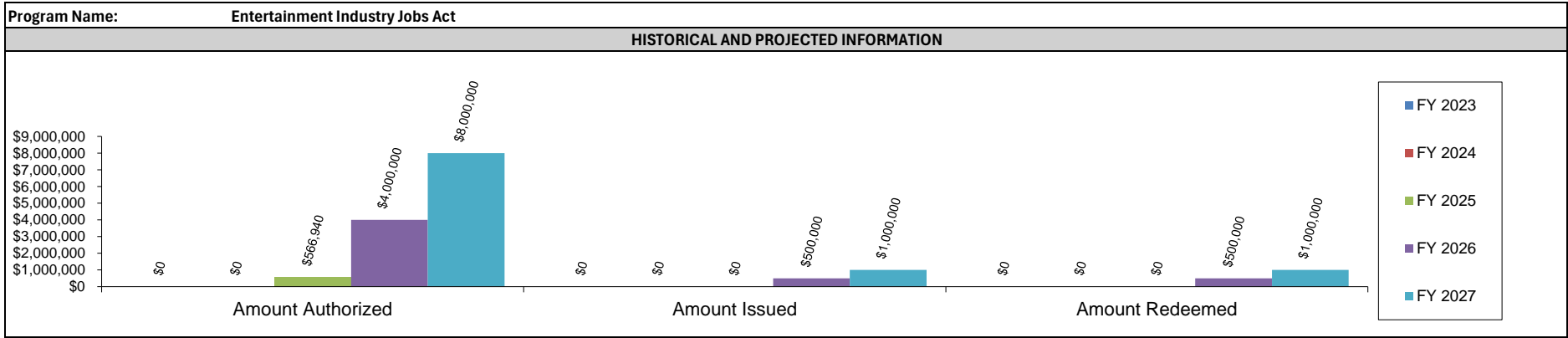
Comments on Specific Provisions:

Legislative / General Assembly Action(s) During Prior Five Years:

	FY 2023 ACTUAL	FY 2024 ACTUAL	FY 2025 ACTUAL	FY 2026 (YTD)	FY 2026 (Full Year)	FY 2027 (Budget Year)
Certificates Issued (#)	0	0	0	0	1	3
Projects/Participants (#)	0	0	1	0	3	6
Total Projects						
Amount Authorized	\$0	\$0	\$566,940	\$0	\$4,000,000	\$8,000,000
Amount Issued	\$0	\$0	\$0	\$0	\$500,000	\$1,000,000
Amount Redeemed	\$0	\$0	\$0	\$0	\$500,000	\$1,000,000

FY 2025 EST. Amount Outstanding	\$566,940.00	FY 2025 EST. Amount Authorized but Unissued	\$566,940.00
---------------------------------	--------------	---	--------------

TAX CREDIT ANALYSIS



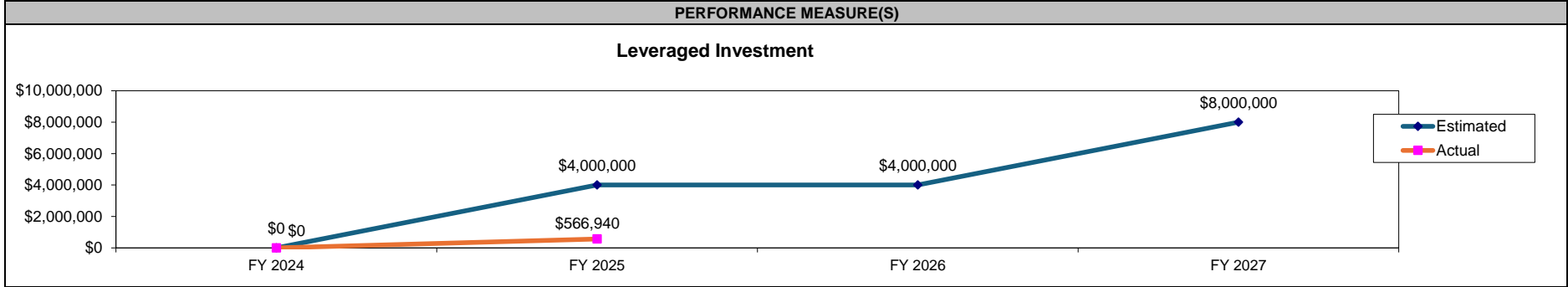
Comments on Historical and Projected Information:

Program Name: Entertainment Industry Jobs Act

BENEFIT: COST ANALYSIS (includes only state revenue impacts)

	FY 2025 ACTIVITY	Other Fiscal Period (indicated time period)	Derivation of Benefits: Lag in data reporting; delay in analysis for current year.
BENEFITS			
Direct Fiscal Benefits			
Indirect Fiscal Benefits			
Total	\$0	\$0	
COSTS			
Direct Fiscal Costs			
Indirect Fiscal Costs			
Total	\$0	\$0	
BENEFIT: COST	#DIV/0!	#DIV/0!	

Other Benefits:



Comments on Performance Measure:

TAX CREDIT ANALYSIS

Program Name: Family Development Account (FDA)			
Department: Economic Development	Contact Name & No.: Christina Carver 573-536-8931		Date: Sep-25
Program Category: Community Development	Type: Tax Credit		
Statutory Authority: 208.750-208.775	Applicable Taxes: Income Tax, Corporate Franchise Tax, Bank Tax, Insurance Premium Tax, Other Financial Institutions Tax, Express Company Tax		
Tax Credit Creation Date: 1998	Year of Last Legislative Change: 2009		

Program Description and Eligibility Requirements:
 Promotes self-sufficiency through asset development for low-income persons through a matched savings program. Individuals, businesses and corporations having tax liability in Missouri are eligible to receive tax credits for qualified donations to approved FDA projects.

Explanation of How Award is Computed: **Entitlement** No **Discretionary** Yes

Tax credits are provided to a contributor (based on 50% of the contribution) that donates to an approved organization administering the Family Development Account project. The matched savings fund can be used by the low-income persons for education, job training, purchase or rehabilitation of primary residence, or start-up capital for small business.

Program Cap: **Cumulative:** No **(remainder of cumulative cap):** **Annual:** Yes **Annual Amount:** \$300,000

Cap Shared Between Programs No **Which Program(s)?** _____

Explanation of Cap:
 \$300,000 in tax credits are awarded each fiscal year on an open cycle.

Sunset Provision: No **Date of Sunset:** _____ **Date of Last Sunset Extension:** _____

Explanation of Expiration of Authority:

Specific Provisions: (if applicable)

Carry forward No Carry Back No Refundable No Apportioned No Appropriated No

Sellable/Assignable No Organizations Remit an Offset No Additional Federal Deductions/Credits Available No

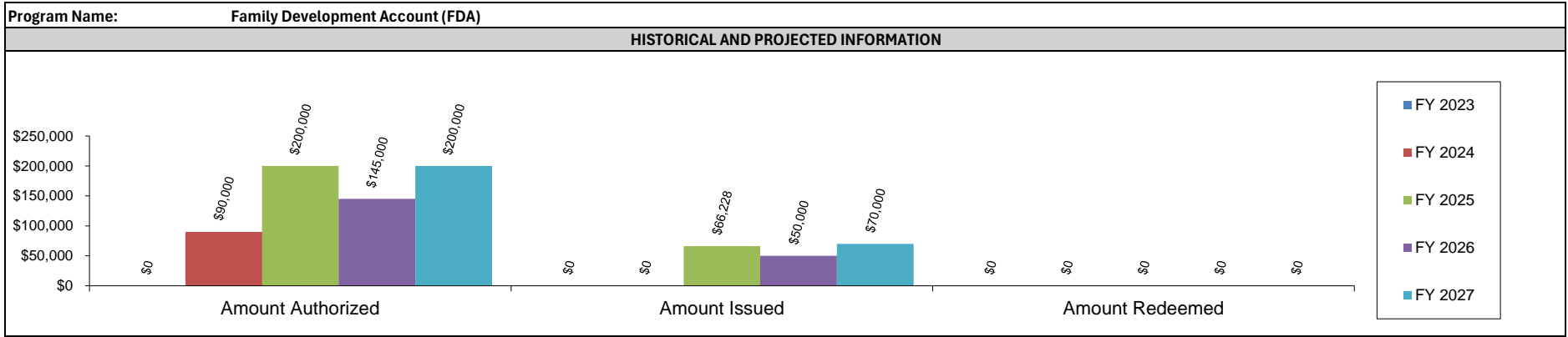
Comments on Specific Provisions:

Legislative / General Assembly Action(s) During Prior Five Years:

	FY 2023 ACTUAL	FY 2024 ACTUAL	FY 2025 ACTUAL	FY 2026 (YTD)	FY 2026 (Full Year)	FY 2027 (Budget Year)
Certificates Issued (#)	0	0	5	0	2	3
Projects/Participants (#)	0	1	2	0	1	2
Total Projects						
Amount Authorized	\$0	\$90,000	\$200,000	\$0	\$145,000	\$200,000
Amount Issued	\$0	\$0	\$66,228	\$0	\$50,000	\$70,000
Amount Redeemed	\$0	\$0	\$0	\$0	\$0	\$0

FY 2025 EST. Amount Outstanding	\$133,772.00	FY 2025 EST. Amount Authorized but Unissued	\$133,772.00
---------------------------------	--------------	---	--------------

TAX CREDIT ANALYSIS



Comments on Historical and Projected Information:

Program Name: Family Development Account (FDA)

BENEFIT: COST ANALYSIS (includes only state revenue impacts)

	FY 2025 ACTIVITY	Other Fiscal Period (indicated time period)	Derivation of Benefits: Investment: (a) N/A Employment: (a) N/A Other Assumptions: (a) \$349,936 in additional income being spent on higher education services and in transfer payments in 2025. Incentives/Credits: (a) \$200,000 in Family Development Account tax credits in 2025. Impacts occur Statewide. All Values in Constant Dollars. Assumptions provided by DED. Estimated using REMI.
BENEFITS			
Direct Fiscal Benefits	\$2,997	\$3,589	
Indirect Fiscal Benefits	\$14,039	\$16,813	
Total	\$17,036	\$20,402	
COSTS			
Direct Fiscal Costs	\$200,000	\$200,000	
Indirect Fiscal Costs			
Total	\$200,000	\$200,000	
BENEFIT: COST	0.09	0.10	

Other Benefits:

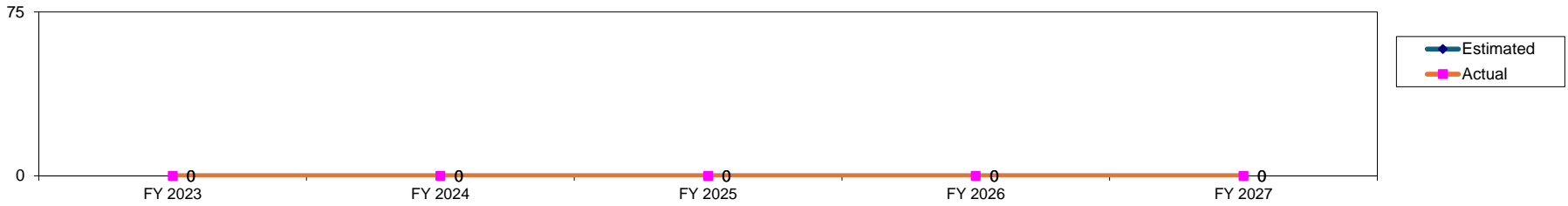
In FY-2025, every dollar of auth. program tax credits returned		Over 5 YEARS, every dollar of auth. program tax credits returned	
\$2.36 in new personal income totaling	\$0.47 million	\$2.83 in new personal income totaling	\$0.57 million
\$2.04 in new value-added/GSP totaling	\$0.41 million	\$2.26 in new value-added/GSP totaling	\$0.45 million
\$3.34 in new economic output totaling	\$0.67 million	\$3.71 in new economic output totaling	\$0.74 million

TAX CREDIT ANALYSIS

Program Name: Family Development Account (FDA)

PERFORMANCE MEASURE(S)

Purchase of New/Rehabbed Housing

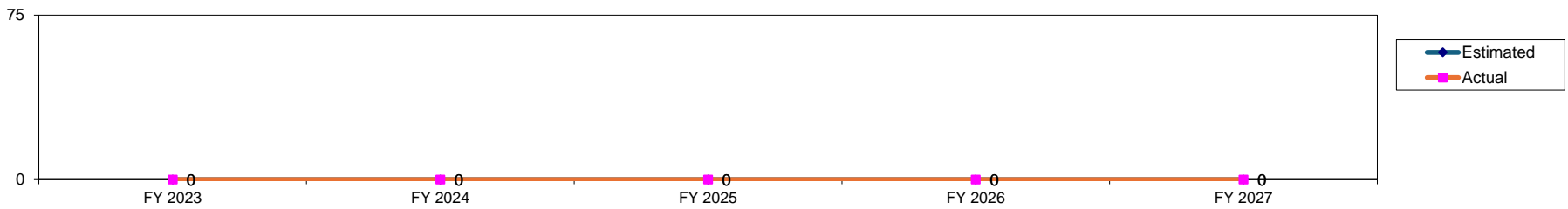


Comments on Performance Measure:

FDA is a matched savings program. Enrollees have 2-5 years to save to buy a primary residence or rehab a primary residence. This graph depicts the actual number of participants that have met their goals for projects that have Closed during the fiscal year. There were 5 years where no projects were authorized; therefore, no projects were closed.

PERFORMANCE MEASURE(S)

New Businesses to be Started



Comments on Performance Measure:

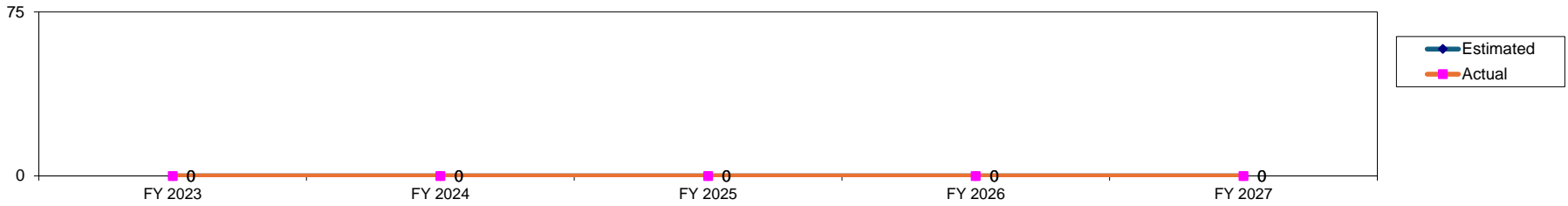
FDA is a matched savings program. Enrollees have 2-5 years to start a new business. This graph depicts the actual number of participants that have met their goals for projects that have Closed during the fiscal year. There were 5 years where no projects were authorized; therefore, no projects were closed.

TAX CREDIT ANALYSIS

Program Name: Family Development Account (FDA)

PERFORMANCE MEASURE(S)

Higher Education/Job Training to be Obtained

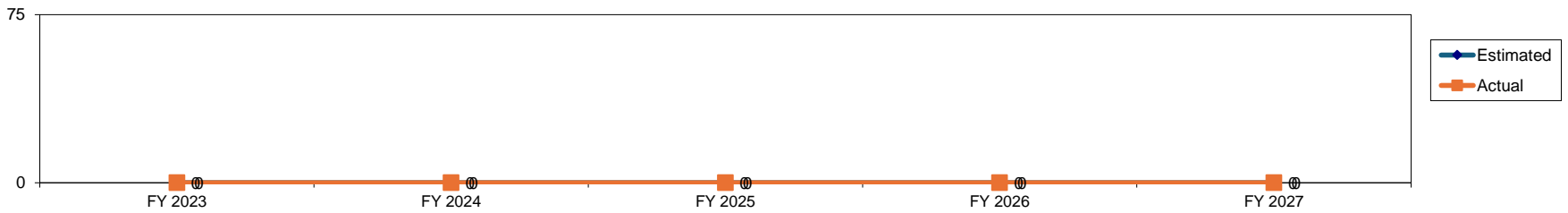


Comments on Performance Measure:

FDA is a matched savings program. Enrollees have 2-5 years to save to go to college or participate in an accredited job training program. This graph depicts the actual number of participants that have met their goals for projects that have Closed during the fiscal year. There were 5 years where no projects were authorized; therefore, no projects were closed.

PERFORMANCE MEASURE(S)

Individuals Learning Life Skills



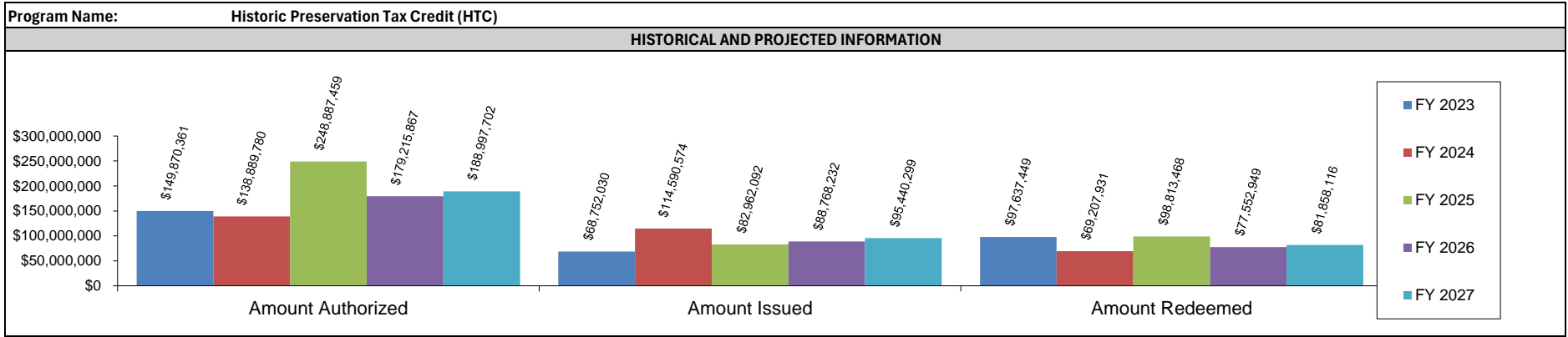
Comments on Performance Measure:

FDA is a matched savings program. Enrollees attend financial literacy courses. This graph depicts the actual number of participants that have met their goals for projects that have Closed during the fiscal year. There were 5 years where no projects were authorized; therefore, no projects were closed.

TAX CREDIT ANALYSIS

Program Name: Historic Preservation Tax Credit (HTC)						
Department: Economic Development		Contact Name & No.: Brooklyn Wasser 573-751-2031			Date: Sep-25	
Program Category: Redevelopment			Type: Tax Credit			
Statutory Authority: 253.545-253.561			Applicable Taxes: Income Tax, Bank Tax, Insurance Premium Tax, Other Financial Institutions Tax			
Tax Credit Creation Date: 1997			Year of Last Legislative Change: 2024			
Program Description and Eligibility Requirements: This program provides an incentive designed to encourage the redevelopment of commercial and residential historic structures in Missouri. Individuals, organizations, businesses, and not-for-profits are eligible to apply.						
Explanation of How Award is Computed: Entitlement <input type="checkbox"/> Yes <input type="checkbox"/> Discretionary <input type="checkbox"/> No <input type="checkbox"/>						
The applicable percentage of tax credits for a project is: 25% of the qualified rehabilitation expenditures, or 35% of the qualified rehabilitation expenditures incurred on or after July 1, 2024, if the property is located outside Kansas City and St. Louis City and does not receive or intend to receive Missouri Low-Income Housing Tax Credits.						
Program Cap: Cumulative: <input type="checkbox"/> No <input type="checkbox"/> (remainder of cumulative cap): Annual: <input type="checkbox"/> Yes <input type="checkbox"/> Annual Amount: \$134.4 million						
Cap Shared Between Programs <input type="checkbox"/> No <input type="checkbox"/> Which Program(s)? _____						
Explanation of Cap: The Statewide Tax Credit Cap is \$104.4 million (\$90 million plus \$14.4 million added in based on the Consumer Price Index as of June 2022). The Qualified Census Tract (QCT) Tax Credit Cap is \$30 million. Properties in a QCT are not limited by the amount in this set-aside, but QCT projects will be authorized from the QCT Tax Credit Cap before being authorized from the Statewide Tax Credit Cap.						
Sunset Provision: <input type="checkbox"/> No <input type="checkbox"/> Date of Sunset: _____ Date of Last Sunset Extension: _____						
Explanation of Expiration of Authority:						
Specific Provisions: (if applicable)						
Carry forward <input type="checkbox"/> 10 years <input type="checkbox"/>		Carry Back <input type="checkbox"/> 3 years <input type="checkbox"/>		Refundable <input type="checkbox"/> No <input type="checkbox"/>		Apportioned <input type="checkbox"/> No <input type="checkbox"/>
Sellable/Assignable <input type="checkbox"/> Yes <input type="checkbox"/>		Organizations Remit an Offset <input type="checkbox"/> No <input type="checkbox"/>		Additional Federal Deductions/Credits Available <input type="checkbox"/> No <input type="checkbox"/>		
Comments on Specific Provisions: 20% Federal Historic Tax Credit						
Legislative / General Assembly Action(s) During Prior Five Years: 8/28/2024: HB 2062						
	FY 2023 ACTUAL	FY 2024 ACTUAL	FY 2025 ACTUAL	FY 2026 (YTD)	FY 2026 (Full Year)	FY 2027 (Budget Year)
Certificates Issued (#)	99	184	138	9	140	154
Projects/Participants (#)	68	93	194	13	118	135
Total Projects						
Amount Authorized	\$149,870,361.00	\$138,889,780.00	\$248,887,459.37	\$1,159,350.00	\$179,215,867.00	\$188,997,702.00
Amount Issued	\$68,752,030.00	\$114,590,574.00	\$82,962,092.02	\$0.00	\$88,768,232.00	\$95,440,299.00
Amount Redeemed	\$97,637,449.00	\$69,207,931.00	\$98,813,468.35	\$0.00	\$77,552,949.00	\$81,858,116.00
FY 2025 EST. Amount Outstanding \$167,919,095.10						
FY 2025 EST. Amount Authorized but Unissued \$514,548,106.33						

TAX CREDIT ANALYSIS



Comments on Historical and Projected Information:
 Projected information is based on trends in authorizations from SB590 decrease in total cap. Current amount of possible issuances exceeds \$120M. Redemptions based on 3-year average.

Program Name: Historic Preservation Tax Credit (HTC)

BENEFIT: COST ANALYSIS (includes only state revenue impacts)

	FY 2025 ACTIVITY	Other Fiscal Period (10 Year)	Derivation of Benefits: Investment: (a) \$100,415,477.29 in Residential Investment spending completed in FY2025; (b) \$260,614,527.74 in Non-Residential Investment spending completed in FY2025. Employment: (a) 666 jobs in various industries in locally competitive markets at average wage rates over years 2026-2034. Other Assumptions: (a) N/A Incentives/Credits: (a) \$248,887,459.37 in Historic Preservation tax credits over years 2025-2029. Impacts occur Statewide. All Values in Constant Dollars. Assumptions provided by DED. Estimated using REMI. The multi-year fiscal Benefit-Cost Ratio is 0.14 when other program incentives (NPA) are included.
BENEFITS			
Direct Fiscal Benefits	\$3,282,211	\$5,260,182	
Indirect Fiscal Benefits	\$17,252,375	\$27,649,237	
Total	\$20,534,586	\$32,909,419	
COSTS			
Direct Fiscal Costs	\$49,777,492	\$238,976,657	
Indirect Fiscal Costs			
Total	\$49,777,492	\$238,976,657	
BENEFIT: COST	0.41	0.14	

Other Benefits:

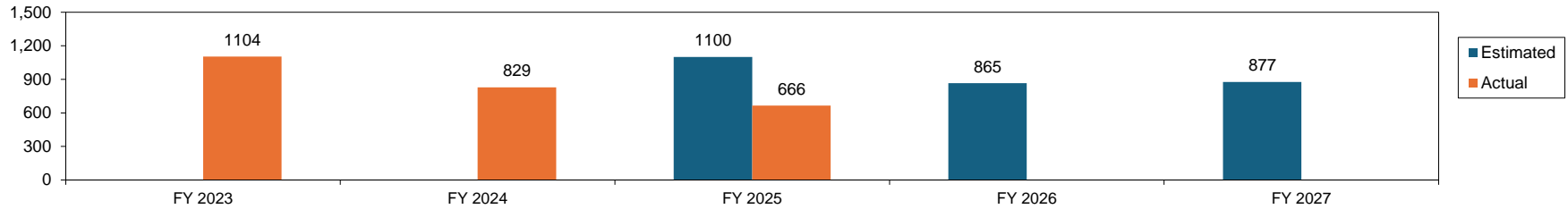
In FY-2025, every dollar of auth. program tax credits returned		Over 10 YEARS, every dollar of auth. program tax credits returned	
\$5.18 in new personal income totaling	\$257.62 million	\$2.43 in new personal income totaling	\$581.26 million
\$8.29 in new value-added/GSP totaling	\$412.51 million	\$4.50 in new value-added/GSP totaling	\$1,075.15 million
\$14.87 in new economic output totaling	\$740.22 million	\$6.76 in new economic output totaling	\$1,615.23 million

TAX CREDIT ANALYSIS

Program Name: Historic Preservation Tax Credit (HTC)

PERFORMANCE MEASURE(S)

Jobs Created

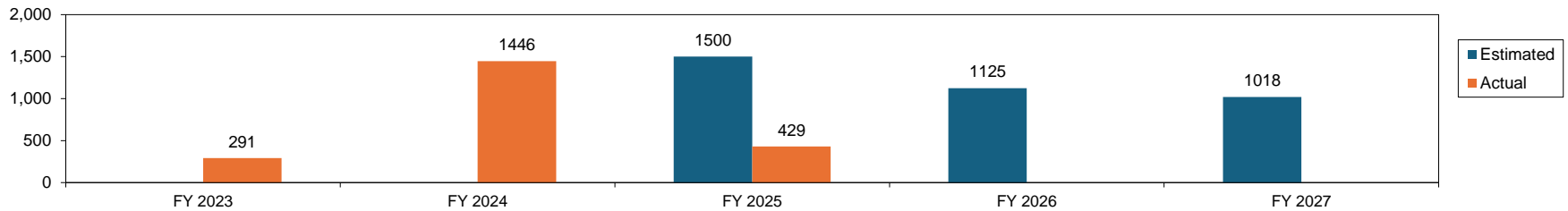


Comments on Performance Measure:

Numbers are captured from projects that were closed out each fiscal year.

PERFORMANCE MEASURE(S)

Housing Units

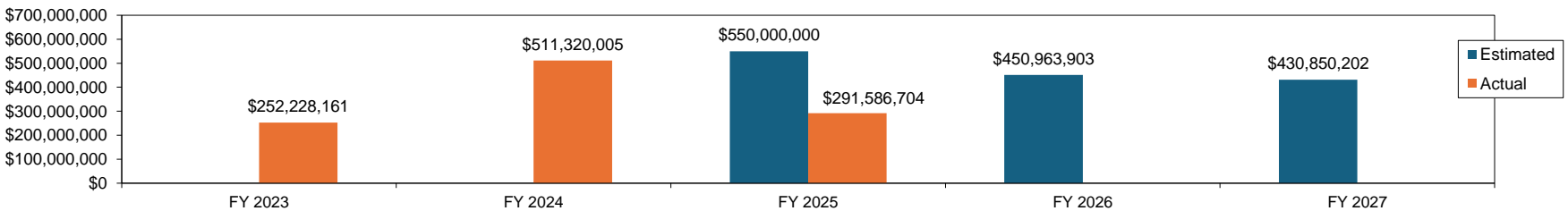


Comments on Performance Measure:

Numbers are captured from projects that were closed out each fiscal year.

PERFORMANCE MEASURE(S)

Amount Leveraged



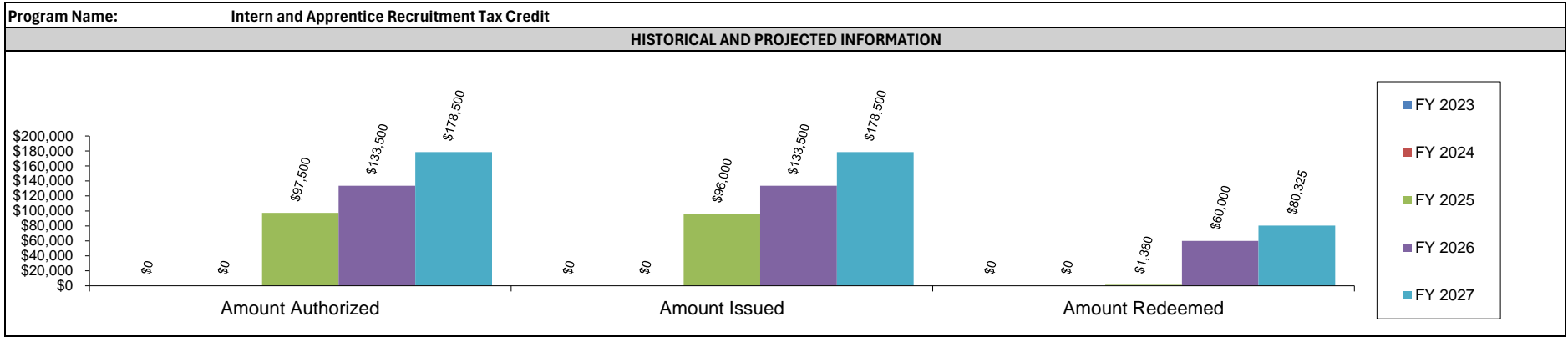
Comments on Performance Measure:

Numbers are captured from projects that were closed out each fiscal year.

TAX CREDIT ANALYSIS

Program Name: Intern and Apprentice Recruitment Tax Credit						
Department: Economic Development		Contact Name & No.: Kristie Davis 573-522-4019			Date: Sep-25	
Program Category: Training and Educational			Type: Tax Credit			
Statutory Authority: 135.457			Applicable Taxes: Income Tax			
Tax Credit Creation Date: 2023			Year of Last Legislative Change:			
Program Description and Eligibility Requirements: Authorizes an income tax credit to eligible taxpayers who hire an intern or apprentice at a pay rate equal to or greater than the minimum wage, with additional requirements.						
Explanation of How Award is Computed: Entitlement <input type="checkbox"/> Yes <input type="checkbox"/> Discretionary <input type="checkbox"/> No The tax credit shall be equal to \$1,500 for each intern or apprentice hired at a pay rate equal to or greater than the minimum wage, provided that the number of interns and apprentices employed during the tax year exceeds the average number of interns and apprentices employed by the applicant for the previous three years, and further provided that the interns and apprentices work a certain number of hours, as described in the statute (§135.457.3(2) & (3)). When credits sought exceed cap, priority shall be given to taxpayers that have been in business for less than five years, with the remaining tax credits to be distributed based on the order in which they are claimed.						
Program Cap: Cumulative: <input type="checkbox"/> No (remainder of cumulative cap): Annual: <input type="checkbox"/> Yes Annual Amount: \$1 million Cap Shared Between Programs <input type="checkbox"/> No Which Program(s)? _____						
Explanation of Cap: Also, no taxpayer can claim more than \$9,000 in tax credits in a given tax year.						
Sunset Provision: <input type="checkbox"/> Yes Date of Sunset: 12/31/2029 Date of Last Sunset Extension: _____						
Explanation of Expiration of Authority: Sunsets on December 31, 2029; terminates September 1, 2030						
Specific Provisions: (if applicable) Carry forward <input type="checkbox"/> No Carry Back <input type="checkbox"/> No Refundable <input type="checkbox"/> No Apportioned <input type="checkbox"/> No Appropriated <input type="checkbox"/> No Sellable/Assignable <input type="checkbox"/> No Organizations Remit an Offset <input type="checkbox"/> No Additional Federal Deductions/Credits Available <input type="checkbox"/> No						
Comments on Specific Provisions:						
Legislative / General Assembly Action(s) During Prior Five Years:						
	FY 2023 ACTUAL	FY 2024 ACTUAL	FY 2025 ACTUAL	FY 2026 (YTD)	FY 2026 (Full Year)	FY 2027 (Budget Year)
Certificates Issued (#)	0	0	22	0	25	30
Projects/Participants (#)	0	0	22	0	30	40
Total Projects						
Amount Authorized	\$ -	\$ -	\$97,500	\$0	\$133,500	\$178,500
Amount Issued	\$ -	\$ -	\$96,000	\$0	\$133,500	\$178,500
Amount Redeemed	\$ -	\$ -	\$1,380	\$0	\$60,000	\$80,325
FY 2025 EST. Amount Outstanding \$94,620.00 FY 2025 EST. Amount Authorized but Unissued \$1,500.00						

TAX CREDIT ANALYSIS



Comments on Historical and Projected Information:

Program Name: Intern and Apprentice Recruitment Tax Credit

BENEFIT: COST ANALYSIS (includes only state revenue impacts)

	FY 2025 ACTIVITY	Other Fiscal Period (5 Years)	Derivation of Benefits: Investment: (a) N/A Employment: (a) N/A Other Assumptions: (a) 33 occupational trainees in Construction Trades; 2 occupational trainees in Metal Working and Plastic Working; 1 occupational trainee in Woodworking; 13 occupational trainees in Finance; 4 occupational trainees in Architecture, Surveying, and Cartography; 10 occupational trainees in Engineering; and 2 occupational trainees in Health Diagnosing and Treating for 2025. Impacts occur Statewide. All Values in Constant Dollars. Assumptions provided by DED. Estimated using REMI. There were no other program incentives in FY2025.
BENEFITS			
Direct Fiscal Benefits	\$0	\$0	
Indirect Fiscal Benefits	\$479	\$14,142	
Total	\$479	\$14,142	
COSTS			
Direct Fiscal Costs	\$97,500	\$97,500	
Indirect Fiscal Costs			
Total	\$97,500	\$97,500	
BENEFIT: COST	0.00	0.15	

Other Benefits:

Over 5 YEARS, every dollar of auth. program tax credits returned

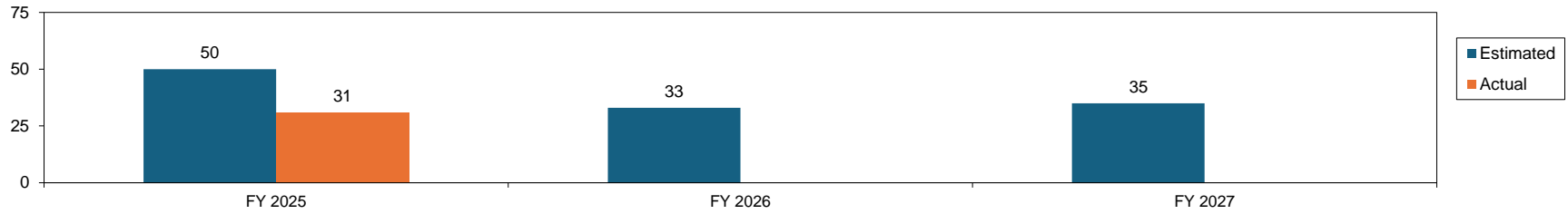
\$1.76	in new personal income totaling	\$0.17	million
\$8.08	in new value-added/GSP totaling	\$0.79	million
\$14.12	in new economic output totaling	\$1.38	million

TAX CREDIT ANALYSIS

Program Name: Intern and Apprentice Recruitment Tax Credit

PERFORMANCE MEASURE(S)

Total Number of Interns Claimed

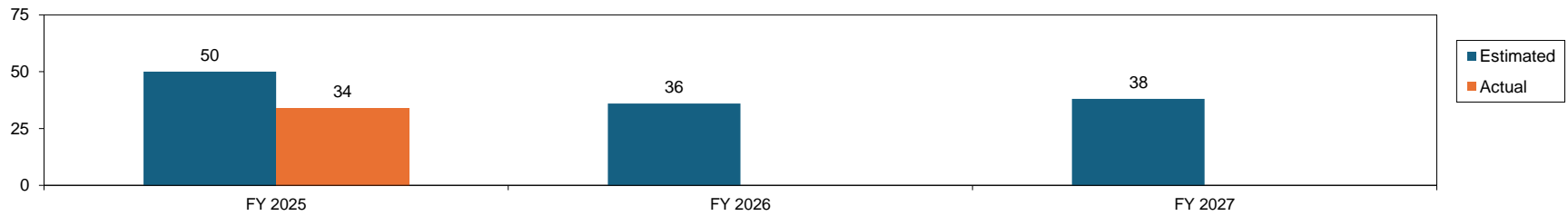


Comments on Performance Measure:

New program impacts availability of trend data. Number of Intern and Apprentice estimates are based on a 5% increase each fiscal year.

PERFORMANCE MEASURE(S)

Total Number of Apprentices Claimed



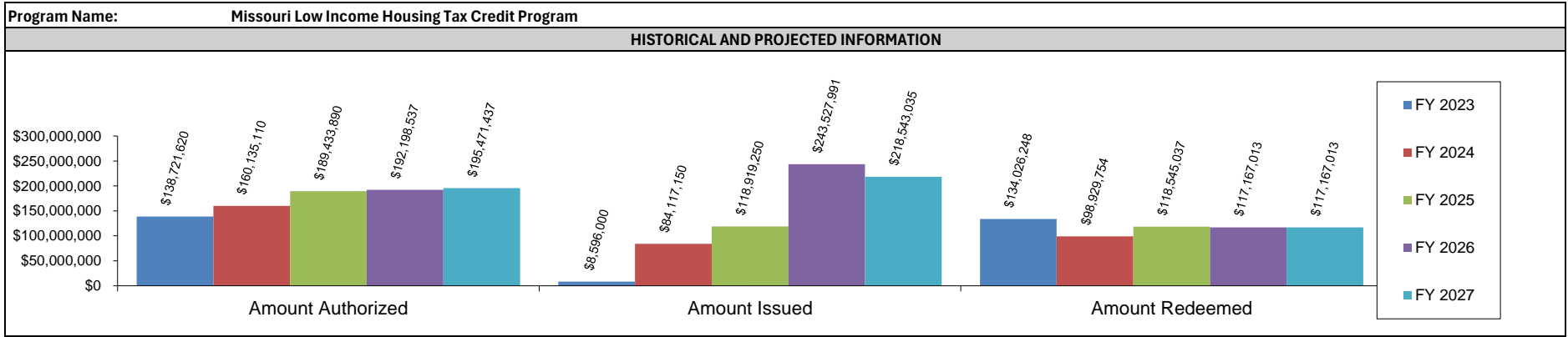
Comments on Performance Measure:

New program impacts availability of trend data. Number of Intern and Apprentice estimates are based on a 5% increase each fiscal year.

TAX CREDIT ANALYSIS

Program Name: Missouri Low Income Housing Tax Credit Program						
Department: Missouri Housing Development Commission		Contact Name & No.: Courtney Bullard (816) 648-0548			Date: Sep-25	
Program Category: Housing			Type: Tax Credit			
Statutory Authority: Sections 135.350-135.363			Applicable Taxes: Income Tax, Corporate Franchise Tax, Insurance Company Annual Tax on Gross Premium Receipts, Other Financial Institutions Tax, Express Company Annual Tax on Gross Premium Receipts			
Tax Credit Creation Date: 1990			Year of Last Legislative Change: 2009			
Program Description and Eligibility Requirements: The Missouri Low Income Housing Tax Credit (MOLIHTC) is a ten-year state tax credit available to qualified owners of affordable rental housing. The MOLIHTC generates equity investments from the private sector for the development of new or rehabilitated rental housing which enables owners to lower rents to affordable levels for low-income families. A qualified development is one that (i) rents at least 20% of its units to families earning 50% of the area median income (AMI), (ii) rents at least 40% of its units to families earning 60% of AMI, or (iii) rents at least 40% of its units to families whose income does not exceed the income limitation designated for the respective unit, where the average of the income-designated units may not exceed 60% of AMI. The development must (a) meet a demonstrated need for affordable rental housing in the community, (b) be economically feasible, (c) leverage tax credits with other financing, and (d) provide affordable rental housing for qualified low-income Missourians for a minimum of 15 years.						
Explanation of How Award is Computed: Entitlement <input type="checkbox"/> No <input type="checkbox"/> Discretionary <input type="checkbox"/> Yes <input type="checkbox"/> The amount of the MOLIHTC allocated to a given housing development is directly related to the percentage of low-income housing units made available to qualified low-income families and the acquisition, construction or rehabilitation expenditures necessary to create the development, less land and non-depreciable costs. There are two types of MOLIHTCs: 9% and 4%. Developments compete annually for the 9% MOLIHTC. Developments receiving an allocation of tax-exempt bond-financing from the Department of Economic Development may apply to receive the 4% MOLIHTC. The statutory maximum amount of MOLIHTC that can be issued for any development is 100% of the federal LIHTC issued for the development.						
Program Cap: Cumulative: <input type="checkbox"/> No <input type="checkbox"/> (remainder of cumulative cap): Annual: <input type="checkbox"/> Yes <input type="checkbox"/> Annual Amount: 100% of Federal LIHTC for 9%; \$6 million for 4% Cap Shared Between Programs <input type="checkbox"/> No <input type="checkbox"/> Which Program(s)? _____						
Explanation of Cap: The 9% MOLIHTC issued through the competitive application process is statutorily capped at 100% of the federal LIHTC available. No more than six million dollars in tax credits shall be authorized each fiscal year for projects financed through tax-exempt bond issuance (4% MOLIHTC-RSMo 135.352). The 9% and 4% MOLIHTC is redeemable annually over a ten year period.						
Sunset Provision: <input type="checkbox"/> No <input type="checkbox"/> Date of Sunset: _____ Date of Last Sunset Extension: _____						
Explanation of Expiration of Authority: The MOLIHTC program does not have a statutory sunset provision.						
Specific Provisions: (if applicable) Carry forward <input type="text" value="5 years"/> Carry Back <input type="text" value="3 years"/> Refundable <input type="checkbox"/> No <input type="checkbox"/> Apportioned <input type="checkbox"/> No <input type="checkbox"/> Appropriated <input type="checkbox"/> No <input type="checkbox"/> Sellable/Assignable <input type="checkbox"/> No <input type="checkbox"/> Organizations Remit an Offset <input type="checkbox"/> No <input type="checkbox"/> Additional Federal Deductions/Credits Available <input type="checkbox"/> Yes <input type="checkbox"/>						
Comments on Specific Provisions:						
Legislative / General Assembly Action(s) During Prior Five Years:						
	FY 2023 ACTUAL	FY 2024 ACTUAL	FY 2025 ACTUAL	FY 2026 (YTD)	FY 2026 (Full Year)	FY 2027 (Budget Year)
Certificates Issued (#)	14	253	455	45	390	346
Projects/Participants (#)	2	20	40	5	49	39
Total Projects						
Amount Authorized	\$138,721,620	\$160,135,110	\$189,433,890	\$0	\$192,198,537	\$195,471,437
Amount Issued	\$8,596,000	\$84,117,150	\$118,919,250	\$23,608,250	\$243,527,991	\$218,543,035
Amount Redeemed	\$134,026,248	\$98,929,754	\$118,545,037	\$1,814,316	\$117,167,013	\$117,167,013
FY 2025 EST. Amount Outstanding		\$395,822,866	FY 2025 EST. Amount Authorized but Unissued		\$584,293,210	
Notes: (1) The Amount Authorized and Amount Issued represent the total 10-year stream. The Department of Revenue is responsible for all redemption data. The EST. Amount Outstanding represents the cumulative amount of MOLIHTC issued, minus the cumulative amount of MOLIHTC redeemed, less expired/withdrawn/suspended credits; and reflects only those tax credits eligible to be redeemed. (2) The EST. Amount Authorized but Unissued represents developments that have received approval but have not completed construction or have not completed the process to receive the credits through issuance of the Eligibility Statement. To determine the total maximum liability for MOLIHTC, add the EST. Amount Outstanding and the EST. Amount Authorized but Unissued.						

TAX CREDIT ANALYSIS



Comments on Historical and Projected Information:
 The Amount Authorized numbers reflect the combined authorizations of the 9% and 4% MOLIHTC. The Amount Issued projections include MOLIHTC that has been authorized for developments which have not yet completed construction; the majority of credits are issued in years two and three after authorization. Redemption projections cannot precisely account for carry forward and carry back provisions, or the individual credit holder's decision on when to claim the credit.

Program Name: Missouri Low Income Housing Tax Credit Program

BENEFIT: COST ANALYSIS (includes only state revenue impacts)

	FY 2025 ACTIVITY	Other Fiscal Period (15 Years)	Derivation of Benefits: Investment: (a) \$144,972,944 in Residential Investment spending over years 2025-2026. Employment: (a) 42 FTE employees in Rental/Leasing and Repair/Maintenance services in 2025-2039; (b) \$710,175 in annual maintenance contracting between 2025-2039. Other Assumptions: (a) 1,278 low income households with total increased disposable income spending of \$5,101,248 annually due to average yearly rental savings of \$3,992 as compared to market rent. Incentives/Credits: (a) \$189,433,890 in LIHTC tax credits over years 2025-2036. Impacts occur Statewide. All Values in Constant Dollars. Assumptions provided by DED. Estimated using REMI. The multi-year fiscal Benefit-Cost Ratio remains 0.11 when other state programs (\$5,711,152 in Historic Preservation credits) are included. The multi-year fiscal Benefit-Cost Ratio is 0.08 if it is assumed that 40 percent of low income housing would be developed without the state LIHTC.
BENEFITS			
Direct Fiscal Benefits	\$7,523,536	\$15,162,952	
Indirect Fiscal Benefits	\$1,901,783	\$3,832,858	
Total	\$9,425,319	\$18,995,810	
COSTS			
Direct Fiscal Costs		\$168,227,792	
Indirect Fiscal Costs			
Total	\$0	\$168,227,792	
BENEFIT: COST	N/A	0.11	

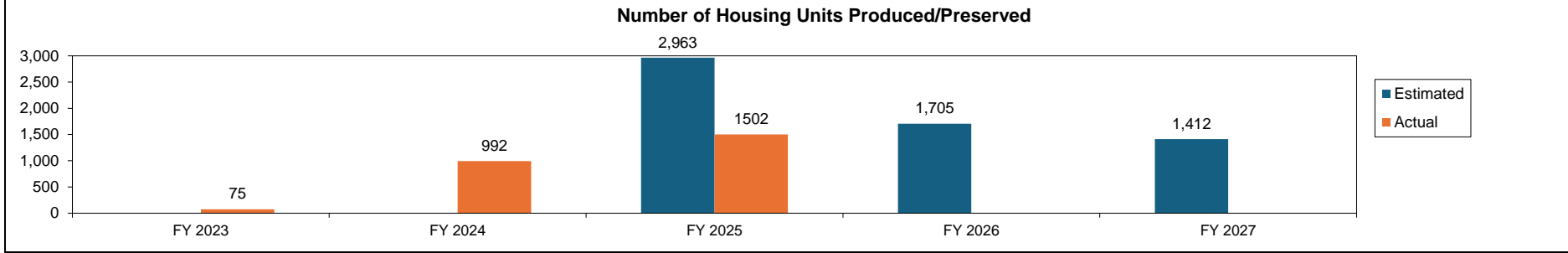
Other Benefits:
 The MOLIHTC program delivers rental housing that is affordable to low-income families, Veterans, special needs tenants, and seniors. It revitalizes communities through new construction and rehabilitation of affordable rental housing in Missouri. The MOLIHTC program reduces rents and increases households' disposable income, allowing low-income families, Veterans, special needs tenants, and seniors to meet their basic needs such as food, clothing, education, and health care. The subsidy provided by the MOLIHTC program makes it economically feasible to develop new or rehabilitated affordable rental housing in many very low-income rural communities in Missouri. Finally, the equity raised from the MOLIHTC helps preserve affordable rental housing that is in danger of being lost.

In FY-2025, every dollar of auth. program tax credits returned		Over 15 YEARS, every dollar of auth. program tax credits returned	
N/A in new personal income totaling	\$131.29 million	\$1.79 in new personal income totaling	\$301.94 million
N/A in new value-added/GSP totaling	\$199.87 million	\$2.13 in new value-added/GSP totaling	\$357.61 million
N/A in new economic output totaling	\$349.42 million	\$3.44 in new economic output totaling	\$578.61 million

TAX CREDIT ANALYSIS

Program Name: Missouri Low Income Housing Tax Credit Program

PERFORMANCE MEASURE(S)



Comments on Performance Measure:
This performance measure reflects the total number of LIHTC units placed in service each year. Total number of units placed in service each year varies – it is dependent on the applications received, the actual number of developments approved, and the type of developments approved (preservation or new construction). Authorized developments typically take 24 months to complete construction and submit cost certification documentation to MHDC; after which they are issued LIHTCs. No credits are issued or eligible to be redeemed by a development owner until a development has completed all requirements and is ready for leasing.

TAX CREDIT ANALYSIS

Program Name: MDFB Bond Guarantee		Contact Name & No.: Mark Stombaugh 573-751-8479		Date: Sep-25
Department: Economic Development				
Program Category: Redevelopment	Type: Tax Credit			
Statutory Authority: 100.297	Applicable Taxes: Income Tax, excluding Withholding Tax; Corporate Franchise Tax; Bank Tax; Insurance Premium Tax; Other Financial Institution Tax			
Tax Credit Creation Date: 1989	Year of Last Legislative Change: 1997			

Program Description and Eligibility Requirements:
 The Tax Credit Bond Enhancement Program provides a tax credit enhancement on behalf of Public Entities for certain bonds. This program uses the Board's bond tax credits as collateral. Credits are only redeemed in the event of a default. Currently \$7,770,000 of the total is collateral for MDFB garage debt.

Explanation of How Award is Computed: **Entitlement** No **Discretionary** Yes

They are provided as additional security for the bonds. Tax credits are computed based on inability to meet debt service on bonds after all other resources are utilized and all compliance requirements are met on an annual basis. The credit is issued for the shortfall in an annual debt service payment.

Program Cap: Yes **Cumulative:** Yes **(remainder of cumulative cap):** \$48,812,870 **Annual:** No **Annual Amount:** _____
Cap Shared Between Programs No **Which Program(s)?** _____

Explanation of Cap:
 A cumulative cap of \$50,000,000, the remainder \$48,812,870 that may continue to be utilized as bond enhancements expire.

Sunset Provision: No **Date of Sunset:** _____ **Date of Last Sunset Extension:** _____

Explanation of Expiration of Authority:

Specific Provisions: (if applicable)

Carry forward 10 years Carry Back No Refundable No Apportioned No Appropriated No

Sellable/Assignable Yes Organizations Remit an Offset No Additional Federal Deductions/Credits Available No

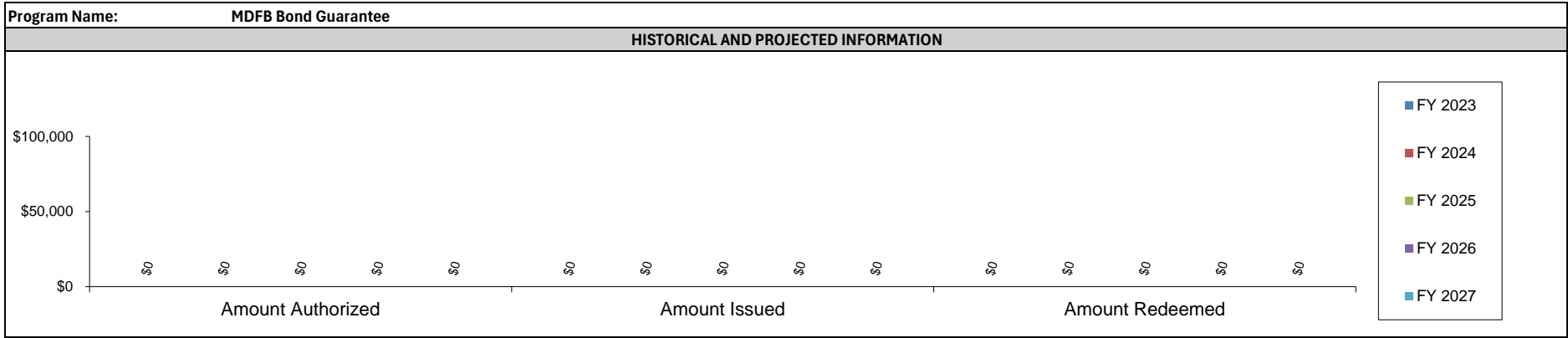
Comments on Specific Provisions:

Legislative / General Assembly Action(s) During Prior Five Years:

	FY 2023 ACTUAL	FY 2024 ACTUAL	FY 2025 ACTUAL	FY 2026 (YTD)	FY 2026 (Full Year)	FY 2027 (Budget Year)
Certificates Issued (#)	0	0	0	0	0	0
Projects/Participants (#)	0	0	0	0	0	0
Total Projects						
Amount Authorized	\$0	\$0	\$0	\$0	\$0	\$0
Amount Issued	\$0	\$0	\$0	\$0	\$0	\$0
Amount Redeemed	\$0	\$0	\$0	\$0	\$0	\$0

FY 2025 EST. Amount Outstanding	\$0	FY 2025 EST. Amount Authorized but Unissued	\$7,770,000.00
---------------------------------	-----	---	----------------

TAX CREDIT ANALYSIS




Comments on Historical and Projected Information:

Program Name: MDFB Bond Guarantee

BENEFIT: COST ANALYSIS (includes only state revenue impacts)

	FY 2025 ACTIVITY	Other Fiscal Period (indicated time period)	Derivation of Benefits: No new authorizations in FY2025. Balance was reduced to coincide with principal repayment on outstanding bonds.
BENEFITS			
Direct Fiscal Benefits			
Indirect Fiscal Benefits			
Total	\$0	\$0	
COSTS			
Direct Fiscal Costs			
Indirect Fiscal Costs			
Total	\$0	\$0	
BENEFIT: COST	#DIV/0!	#DIV/0!	

Other Benefits:



Comments on Performance Measure:

TAX CREDIT ANALYSIS

Program Name: MDFB Infrastructure Development Fund Contribution Tax Credit			
Department: Economic Development	Contact Name & No.: Mark Stombaugh 573-751-8479		Date: Sep-25
Program Category: Redevelopment	Type: Tax Credit		
Statutory Authority: 100.286	Applicable Taxes: Income Tax, excluding Withholding Tax; Corporate Franchise Tax; Bank Tax; Insurance Premium Tax; Other Financial Institutions Tax		
Tax Credit Creation Date: 1985	Year of Last Legislative Change: 2009		

Program Description and Eligibility Requirements:
 Through this program, the Missouri Development Finance Board (MDFB) is authorized to grant tax credits equal to fifty percent of contributions. Contributions are used to pay the cost of infrastructure construction.

Explanation of How Award is Computed: Tax Credit is 50% of contribution received from taxpayer for specific approved project.	Entitlement <input type="checkbox"/> No <input type="checkbox"/>	Discretionary <input type="checkbox"/> Yes <input type="checkbox"/>
---	---	--

Program Cap: Cumulative: <input type="checkbox"/> No <input type="checkbox"/> (remainder of cumulative cap):	Annual: <input type="checkbox"/> Yes <input type="checkbox"/>	Annual Amount: <input type="checkbox"/> Varies <input type="checkbox"/>
Cap Shared Between Programs <input type="checkbox"/> No <input type="checkbox"/>	Which Program(s)? _____	

Explanation of Cap:
 MDFB can authorize a maximum of \$10 million in tax credits during any calendar year. The statutory limit can be increased an additional \$15 million with the consent of the Directors of Department of Economic Development, Department of Revenue, and the Commissioner of Administration. Maximum authorization not to exceed \$25 million. During the last three calendar years the authorized tax credits were 2022-\$10 million, and 2023-\$10 million, and 2024-\$8.5 million

Sunset Provision: <input type="checkbox"/> No <input type="checkbox"/>	Date of Sunset: _____	Date of Last Sunset Extension: _____
---	------------------------------	---

Explanation of Expiration of Authority:

Specific Provisions: (if applicable)			
Carry forward <input type="checkbox"/> 5 years <input type="checkbox"/>	Carry Back <input type="checkbox"/> No <input type="checkbox"/>	Refundable <input type="checkbox"/> No <input type="checkbox"/>	Apportioned <input type="checkbox"/> No <input type="checkbox"/>
Sellable/Assignable <input type="checkbox"/> Yes <input type="checkbox"/>	Organizations Remit an Offset <input type="checkbox"/> No <input type="checkbox"/>	Additional Federal Deductions/Credits Available <input type="checkbox"/> No <input type="checkbox"/>	

Comments on Specific Provisions:

Legislative / General Assembly Action(s) During Prior Five Years:

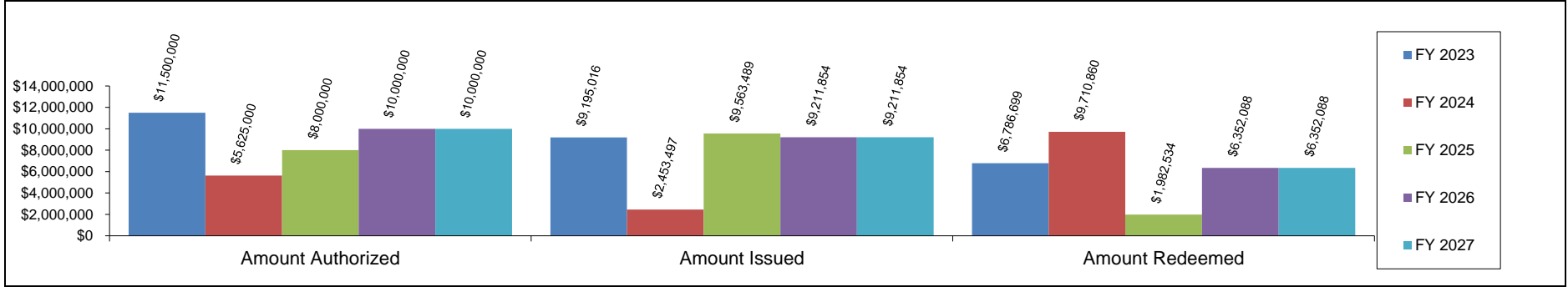
	FY 2023 ACTUAL	FY 2024 ACTUAL	FY 2025 ACTUAL	FY 2026 (YTD)	FY 2026 (Full Year)	FY 2027 (Budget Year)
Certificates Issued (#)	140	104	78	3	133	133
Projects/Participants (#)	6	3	5	0	8	8
Total Projects						
Amount Authorized	\$11,500,000	\$5,625,000	\$8,000,000	\$1,500,000	\$10,000,000	\$10,000,000
Amount Issued	\$9,195,016	\$2,453,497	\$9,563,489	\$19,968	\$9,211,854	\$9,211,854
Amount Redeemed	\$6,786,699	\$9,710,860	\$1,982,534	\$109,498	\$6,352,088	\$6,352,088

FY 2025 EST. Amount Outstanding	\$23,184,823.00	FY 2025 EST. Amount Authorized but Unissued	\$17,937,571.00
---------------------------------	-----------------	---	-----------------

TAX CREDIT ANALYSIS

Program Name: MDFB Infrastructure Development Fund Contribution Tax Credit

HISTORICAL AND PROJECTED INFORMATION



Comments on Historical and Projected Information:

BENEFIT: COST ANALYSIS (includes only state revenue impacts)

	FY 2025 ACTIVITY	Other Fiscal Period (15 Years)	Derivation of Benefits: Investment: (a) \$182,571,330 in Non-Residential Investment spending in 2025-2027. (b) \$2,592,000 in Durable Equipment spending in 2025-2027. Employment: (a) 1 locally-competitive job in Waste Management & Remediation Services; 5 locally-competitive jobs in Educational Services; 10 locally-competitive jobs in Nursing and Residential Care Facilities; 10 locally-competitive jobs in Museums, Zoos, & Parks; 10 locally-competitive jobs in Accommodation; and 25 locally-competitive jobs in Food Services & Drinking Places. Incentives/Credits: (a) \$8,000,000 in Infrastructure Development Fund Contribution Credits over years 2025-2039. Impacts occur Statewide. All Values in Constant Dollars. Assumptions provided by DED. Estimated using REMI.
BENEFITS			
Direct Fiscal Benefits	\$1,106,276	\$3,951,358	
Indirect Fiscal Benefits	\$2,505,906	\$8,950,508	
Total	\$3,612,182	\$12,901,866	
COSTS			
Direct Fiscal Costs	\$1,600,000	\$7,681,437	
Indirect Fiscal Costs			
Total	\$1,600,000	\$7,681,437	
BENEFIT: COST	2.26	1.68	

Other Benefits:

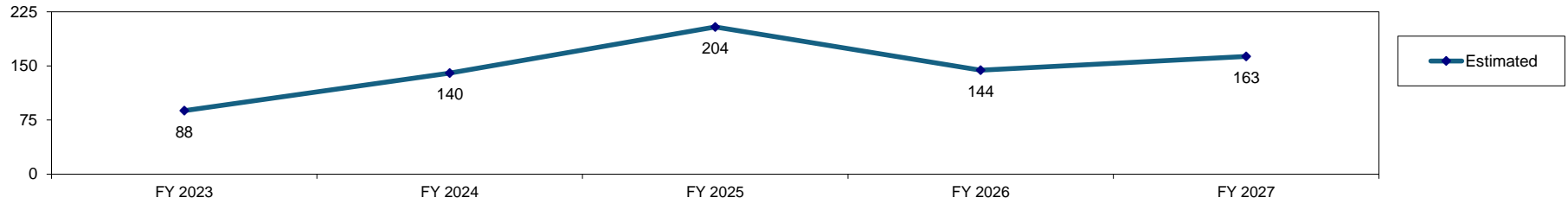
In FY-2025, every dollar of auth. program tax credits returned		Over 15 YEARS, every dollar of auth. program tax credits returned	
\$28.57 in new personal income totaling	\$45.71 million	\$28.50 in new personal income totaling	\$218.95 million
\$45.53 in new value-added/GSP totaling	\$72.85 million	\$32.59 in new value-added/GSP totaling	\$250.32 million
\$81.89 in new economic output totaling	\$131.02 million	\$55.50 in new economic output totaling	\$426.29 million

TAX CREDIT ANALYSIS

Program Name: MDFB Infrastructure Development Fund Contribution Tax Credit

PERFORMANCE MEASURE(S)

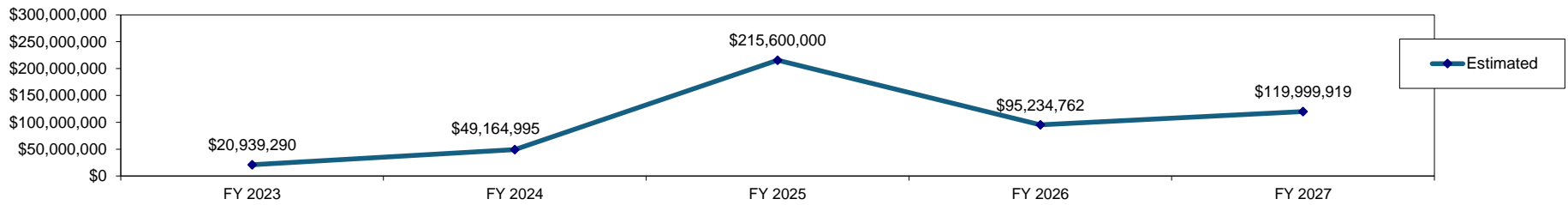
Permanent New Jobs Created



Comments on Performance Measure:

PERFORMANCE MEASURE(S)

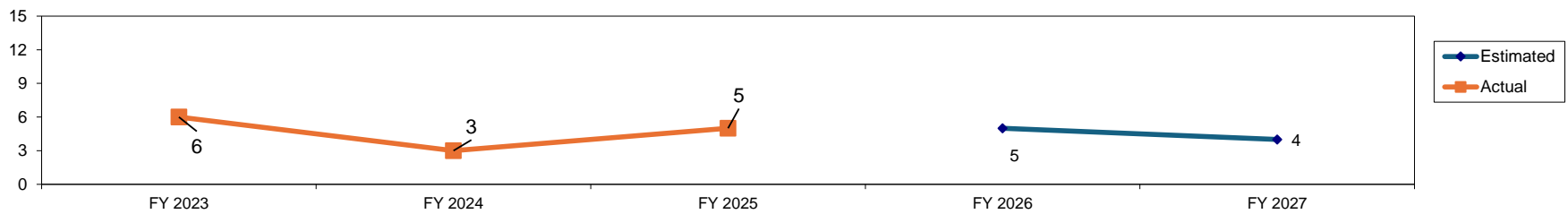
Estimated Investment



Comments on Performance Measure:

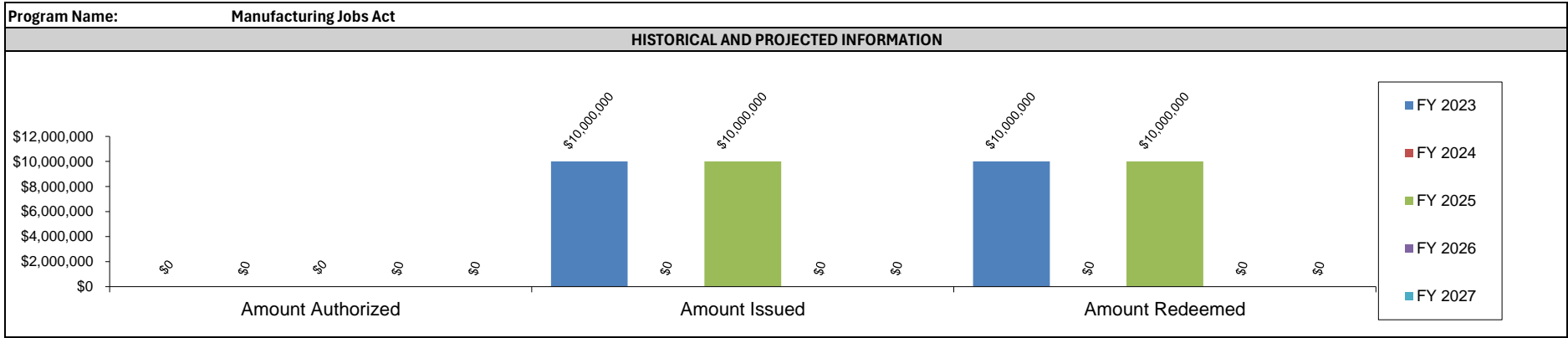
PERFORMANCE MEASURE(S)

Active Projects



Comments on Performance Measure:

TAX CREDIT ANALYSIS



Comments on Historical and Projected Information:
 Issuance and redemption happens at the same time; so there is \$0 in outstanding, which are tax credits issued but not yet redeemed.

Program Name: Manufacturing Jobs Act

BENEFIT: COST ANALYSIS (includes only state revenue impacts)

	FY 2025 ACTIVITY	Other Fiscal Period (10 Years)	Derivation of Benefits: No authorizations in FY2025.
BENEFITS			
Direct Fiscal Benefits			
Indirect Fiscal Benefits			
Total	\$0	\$0	
COSTS			
Direct Fiscal Costs			
Indirect Fiscal Costs			
Total	\$0	\$0	
BENEFIT: COST	#DIV/0!	#DIV/0!	

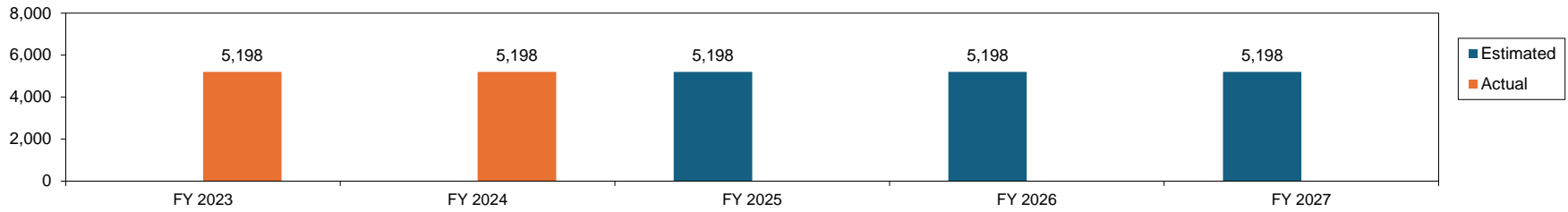
Other Benefits:

TAX CREDIT ANALYSIS

Program Name: Manufacturing Jobs Act

PERFORMANCE MEASURE(S)

Permanent Jobs Retained

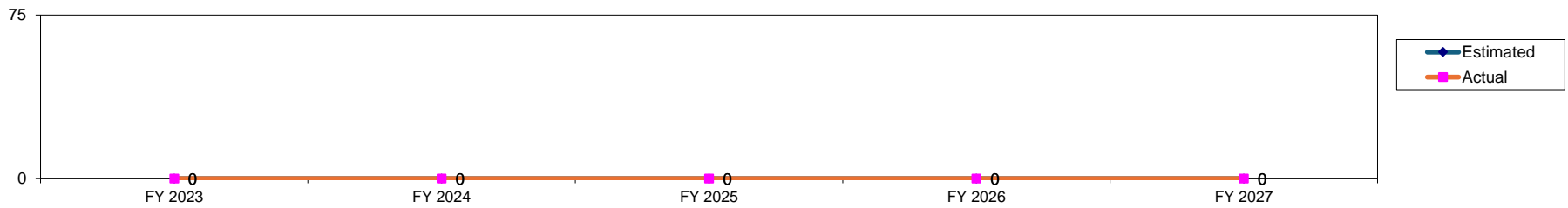


Comments on Performance Measure:

Same jobs retained each year.

PERFORMANCE MEASURE(S)

Investment



Comments on Performance Measure:

The manufacturers have reported their investments in previous years. Suppliers are not required to report investment.

TAX CREDIT ANALYSIS

Program Name: Missouri Quality Jobs			
Department: Economic Development	Contact Name & No.: Brooklyn Wasser 573-751-2031		Date: Sep-25
Program Category: Business Recruitment	Type: Tax Credit		
Statutory Authority: 620.1875-620.1890	Applicable Taxes: Income Tax, Bank Tax, Insurance Premium Tax, Other Financial Institutions Tax		
Tax Credit Creation Date: 2005	Year of Last Legislative Change: 2013		

Program Description and Eligibility Requirements:
 For-profit and non-profit businesses except for gambling, retail trade, food and drinking places, public utilities, educational services, religious organizations, public administration, companies that are delinquent in non-protected taxes or other payments, or any company that has filed for or has publicly announced its intention to file for bankruptcy are eligible provided the average wage of the new jobs equals or exceeds the county average wage and the company offers health insurance and pays at least 50% of the premium. To qualify, the company must create a minimum number of new jobs at the project facility within 2 years.

Explanation of How Award is Computed: **Entitlement** Yes No **Discretionary** Yes No

The benefits of the program are the retention of 100% of the state withholding tax of the new jobs for 3 or 5 years for small/expanding businesses (20+ new jobs in rural areas and 40+ new jobs in non-rural areas); or a combination of the retention of 100% of the state withholding tax of the new jobs and state tax credits for 5 years for technology businesses (10+ new jobs) and high impact businesses (100+ new jobs), based on a percentage (from 3 to 7%, depending on the average wage of the new jobs and the amount of local incentives) of the payroll of the new jobs.

Program Cap: Yes **Cumulative:** No **(remainder of cumulative cap):** **Annual:** Yes **Annual Amount:** \$80 million

Cap Shared Between Programs No **Which Program(s)?** _____

Explanation of Cap:
 The cap increased from \$40 million to \$60 million in tax credits beginning Aug. 2008. The cap increased to \$80 million beginning June 4, 2009. Up to \$3 million of the cap may be used for job retention projects approved by the Quality Jobs Advisory Task Force, with no tax credits issued after August 30, 2013. Up to \$500,000 of the cap may be used for small business job retention and flood relief projects, with no tax credits approved after August 30, 2010. The tax credit maximums applying to technology and high impact business projects were removed for newly approved projects as of June 4, 2009. There is no limit on the retention of withholding taxes.

Sunset Provision: Yes Date of Sunset: 8/27/2013 Date of Last Sunset Extension: _____

Explanation of Expiration of Authority: No tax credits shall be issued for job retention projects approved after August 30, 2013. No tax credits shall be issued for small business job retention and flood relief projects approved after August 30, 2010. No new projects may be proposed after August 27, 2013.

Specific Provisions: (if applicable)

Carry forward No Carry Back No Refundable Yes Apportioned No Appropriated No

Sellable/Assignable Yes Organizations Remit an Offset No Additional Federal Deductions/Credits Available No

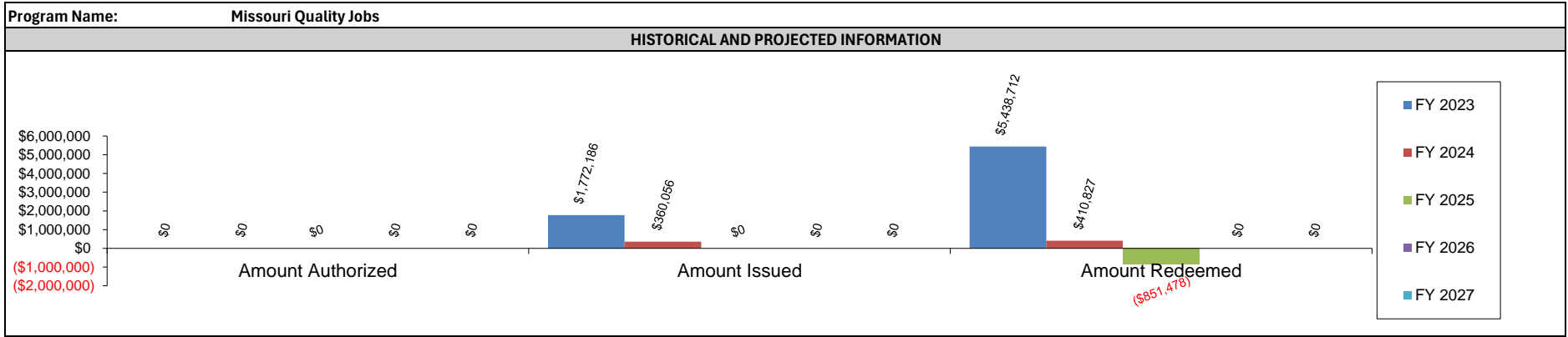
Comments on Specific Provisions:

Legislative / General Assembly Action(s) During Prior Five Years:

	FY 2023 ACTUAL	FY 2024 ACTUAL	FY 2025 ACTUAL	FY 2026 (YTD)	FY 2026 (Full Year)	FY 2027 (Budget Year)
Certificates Issued (#)	0	1	0	0	0	0
Projects/Participants (#)	0	1	0	0	0	0
Total Projects						
Amount Authorized	\$0	\$0	\$0	\$0	\$0	\$0
Amount Issued	\$1,772,186	\$360,056	\$0	\$0	\$0	\$0
Amount Redeemed	\$5,438,712	\$410,827	(\$851,478)	\$0	\$0	\$0

FY 2025 EST. Amount Outstanding	\$15,215,828.58	FY 2025 EST. Amount Authorized but Unissued	\$593,154.00
---------------------------------	-----------------	---	--------------

TAX CREDIT ANALYSIS




Comments on Historical and Projected Information:

Program Name: Missouri Quality Jobs

BENEFIT: COST ANALYSIS (includes only state revenue impacts)

	FY 2025 ACTIVITY	Other Fiscal Period (indicated time period)	Derivation of Benefits: No new authorizations in FY2025. .
BENEFITS			
Direct Fiscal Benefits			
Indirect Fiscal Benefits			
Total	\$0	\$0	
COSTS			
Direct Fiscal Costs			
Indirect Fiscal Costs			
Total	\$0	\$0	
BENEFIT: COST	#DIV/0!	#DIV/0!	

Other Benefits:



Comments on Performance Measure:

TAX CREDIT ANALYSIS

Program Name: Missouri One Start Community College Training Program			
Department: Economic Development	Contact Name & No.: Kristie Davis 573-522-4019		Date: Sep-25
Program Category: Training and Educational	Type:	Other-- Appropriation	
Statutory Authority: 620.800-620.809	Applicable Taxes: Appropriation of funds based on employer withholding, not a credit		
Tax Credit Creation Date: 2004	Year of Last Legislative Change: 2022		

Program Description and Eligibility Requirements:
 Combines funds for two training programs: New Jobs Training Program (NJTP) and Job Retention Training Program (JRTP). The NJTP provides assistance to eligible companies to train workers in newly created jobs and is suited for large attraction and expansion projects. The JRTP is suited for large retention projects and provides training to upskill existing workers. Eligible companies participating in JRTP must be making a large capital investment or be determined to represent a substantial risk of relocation. Both programs are administered locally through the community colleges and funds for these programs are generated by deferring a portion of the state employer withholding tax - approximately 2% - on the newly created or retained jobs in the project.

Explanation of How Award is Computed: **Entitlement** No **Discretionary** Yes

A formula using the number of jobs to be created or retained and the average annual salary of workers in the new or retained jobs calculates the amount that can be generated by diverting a portion of the employer withholding tax (approximately 2%). Discretionary measures such as review of types of industry, occupations, and wage rates are considered before approving a project.

Program Cap: **Cumulative:** No **(remainder of cumulative cap):** **Annual:** Yes **Annual Amount:** \$27 million

Cap Shared Between Programs No **Which Program(s)?** _____

Explanation of Cap:
 There is a statewide annual budget appropriation of \$27 million on the amount of outstanding debt there can be at any given time in the fiscal year. These figures change monthly as debt is retired on existing projects and new projects are issued.

Sunset Provision: Yes **Date of Sunset:** 7/1/2030 **Date of Last Sunset Extension:** 8/28/2018

Explanation of Expiration of Authority:

Specific Provisions: (if applicable)

Carry forward No Carry Back No Refundable No Apportioned No Appropriated Yes

Sellable/Assignable No Organizations Remit an Offset No Additional Federal Deductions/Credits Available No

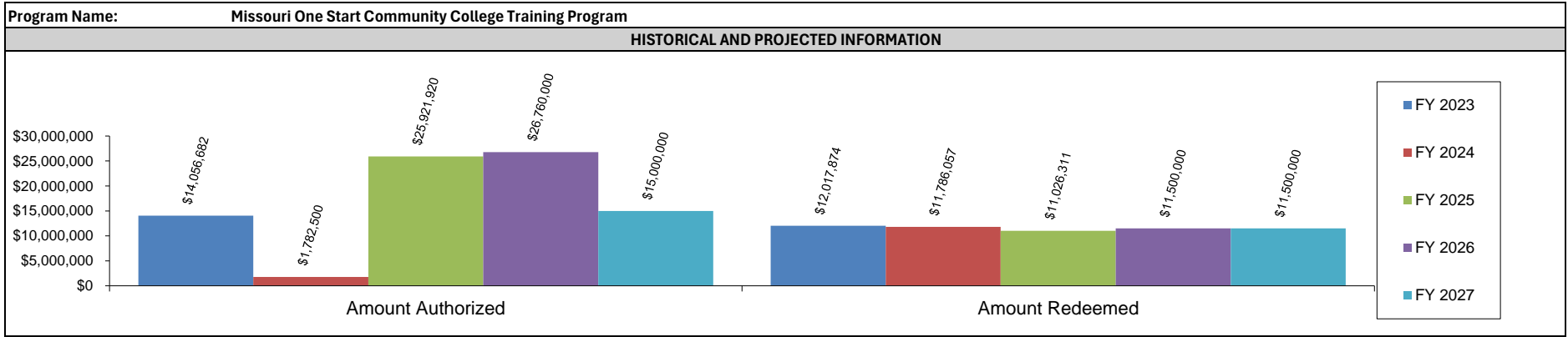
Comments on Specific Provisions:

Legislative / General Assembly Action(s) During Prior Five Years:
 2019: SB68
 2022: HB2400

	FY 2023 ACTUAL	FY 2024 ACTUAL	FY 2025 ACTUAL	FY 2026 (YTD)	FY 2026 (Full Year)	FY 2027 (Budget Year)
Certificates Issued (#)						
Total Active Projects	31	28	29	17	28	23
New Projects in FY	6	2	7	1	9	6
Amount Authorized	\$14,056,682	\$1,782,500	\$25,921,920	\$9,200,000	\$26,760,000	\$15,000,000
Amount Issued						
Amount Redeemed	\$12,017,874	\$11,786,057	\$11,026,311	\$1,473,398	\$11,500,000	\$11,500,000

FY 2025 EST. Amount Outstanding	\$47,484,659.00	FY 2025 EST. Amount Authorized but Unissued	\$15,973,688.65
---------------------------------	-----------------	---	-----------------

TAX CREDIT ANALYSIS



Comments on Historical and Projected Information:

Program Name: Missouri One Start Community College Training Program

BENEFIT: COST ANALYSIS (includes only state revenue impacts)

	FY 2025 ACTIVITY	Other Fiscal Period (5 Years)	Derivation of Benefits: Investment: (a) \$85,000,000 in Non-Residential Investment spending in 2025; (b) \$596,605,527 in Durable Equipment spending in 2025. Employment: (a) no authorizations for New Jobs Training Program. Other Assumptions: (a) \$5,869,282 increase to annual income of 3,081 retained workers earning higher wages following training over years 2025-2029. Incentives/Credits: (a) \$25,921,920 in Job Retention Training Program tax credits over years 2025-2029. Impacts occur Statewide. All Values in Constant Dollars. Assumptions provided by DED. Estimated using REMI. The direct and indirect fiscal benefit to the state over 5 years generated by retaining jobs is 14.87. There were no other program incentives in FY2025.
BENEFITS			
Direct Fiscal Benefits	\$8,550,084	\$10,714,019	
Indirect Fiscal Benefits	\$2,021,785	\$2,533,477	
Total	\$10,571,869	\$13,247,496	
COSTS			
Direct Fiscal Costs	\$5,184,384	\$24,889,698	
Indirect Fiscal Costs			
Total	\$5,184,384	\$24,889,698	
BENEFIT: COST	2.04	0.53	

Other Benefits:

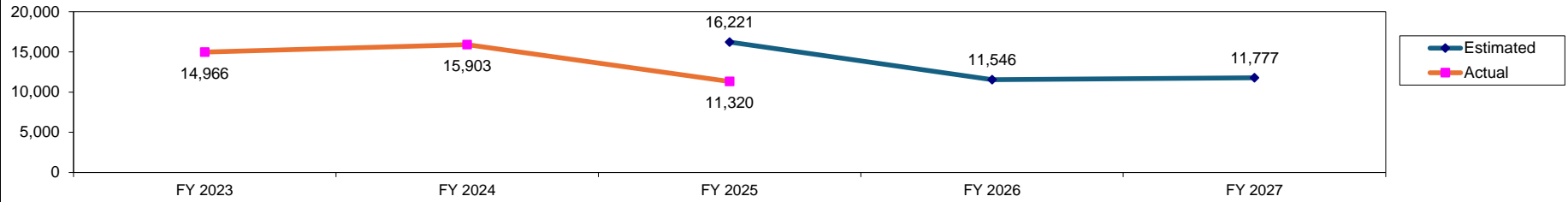
In FY-2025, every dollar of auth. program tax credits returned		Over 5 YEARS, every dollar of auth. program tax credits returned	
\$33.58 in new personal income totaling	\$174.08 million	\$10.38 in new personal income totaling	\$258.46 million
\$56.45 in new value-added/GSP totaling	\$292.64 million	\$13.05 in new value-added/GSP totaling	\$324.88 million
\$106.17 in new economic output totaling	\$550.43 million	\$24.21 in new economic output totaling	\$602.68 million

TAX CREDIT ANALYSIS

Program Name: Missouri One Start Community College Training Program

PERFORMANCE MEASURE(S)

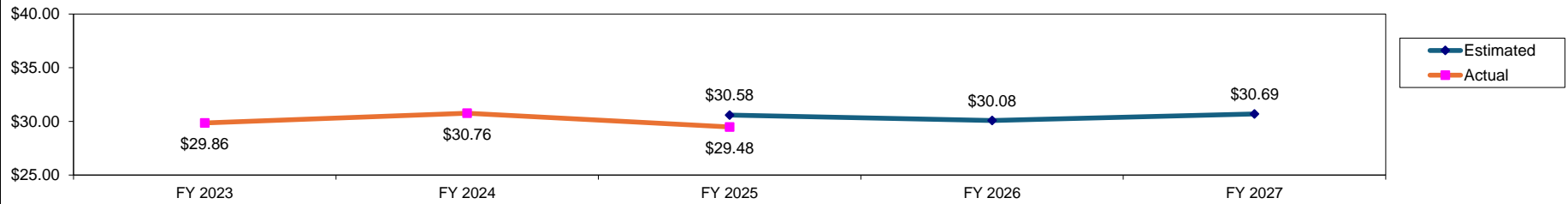
Workers Trained



Comments on Performance Measure:

PERFORMANCE MEASURE(S)

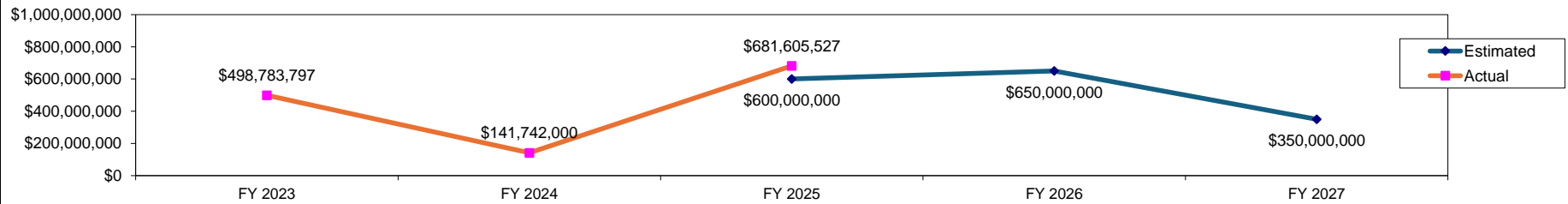
Average Hourly Wage



Comments on Performance Measure:

PERFORMANCE MEASURE(S)

Capital Investment



Comments on Performance Measure:

TAX CREDIT ANALYSIS

Program Name: Motion Media Tax Credit Program (Show MO Act)			
Department: Economic Development	Contact Name & No.: Andrea Sporcic Klund	573-526-2102	Date: Sep-25
Program Category: Business Recruitment	Type: Tax Credit		
Statutory Authority: 135.75	Applicable Taxes: Corporate and Individual Income Tax, Financial Institutions Tax		
Tax Credit Creation Date: 2023	Year of Last Legislative Change:		

Program Description and Eligibility Requirements:
 Provides a tax credit for in-state expenditures on qualified motion media productions. Productions that are under 30 minutes must have a minimum spend of \$50,000; productions more than 31 minutes must have a minimum spend of \$100,000.

Explanation of How Award is Computed: The tax credit is equal to 20-42% of qualifying expenses.	Entitlement <input type="checkbox"/> No <input type="checkbox"/>	Discretionary <input type="checkbox"/> Yes <input type="checkbox"/>
---	---	--

Program Cap: Cumulative: <input type="checkbox"/> No <input type="checkbox"/> (remainder of cumulative cap):	Annual: <input type="checkbox"/> Yes <input type="checkbox"/>	Annual Amount: \$16 million
Cap Shared Between Programs <input type="checkbox"/> No <input type="checkbox"/>	Which Program(s)? _____	

Explanation of Cap:
 The \$16 million cap includes \$8 million for film productions and \$8 million for series productions

Sunset Provision: <input type="checkbox"/> Yes <input type="checkbox"/>	Date of Sunset: 12/31/2029	Date of Last Sunset Extension: _____
--	-----------------------------------	---

Explanation of Expiration of Authority: The provisions of the program authorized under this section shall automatically sunset December 31, 2029

Specific Provisions: (if applicable)

Carry forward <input type="checkbox"/> 5 years <input type="checkbox"/>	Carry Back <input type="checkbox"/> No <input type="checkbox"/>	Refundable <input type="checkbox"/> No <input type="checkbox"/>	Apportioned <input type="checkbox"/> No <input type="checkbox"/>	Appropriated <input type="checkbox"/> No <input type="checkbox"/>
Sellable/Assignable <input type="checkbox"/> Yes <input type="checkbox"/>	Organizations Remit an Offset <input type="checkbox"/> No <input type="checkbox"/>	Additional Federal Deductions/Credits Available <input type="checkbox"/> No <input type="checkbox"/>		

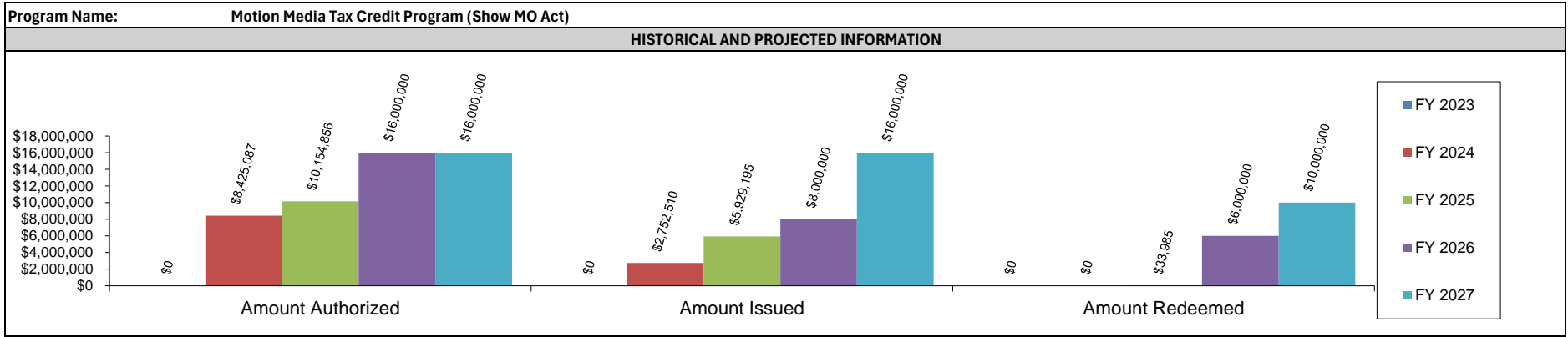
Comments on Specific Provisions:

Legislative / General Assembly Action(s) During Prior Five Years:
 SB 94 passed during FY2023 regular session

	FY 2023 ACTUAL	FY 2024 ACTUAL	FY 2025 ACTUAL	FY 2026 (YTD)	FY 2026 (Full Year)	FY 2027 (Budget Year)
Certificates Issued (#)	0	1	16	7	20	25
Projects/Participants (#)	0	14	51	11	51	55
Total Projects						
Amount Authorized	\$0	\$8,425,087	\$10,154,856	\$3,678,244	\$16,000,000	\$16,000,000
Amount Issued	\$0	\$2,752,510	\$5,929,195	\$2,562,659	\$8,000,000	\$16,000,000
Amount Redeemed	\$0	\$0	\$33,985	\$274,242	\$6,000,000	\$10,000,000

FY 2025 EST. Amount Outstanding	\$4,000,000.00	FY 2025 EST. Amount Authorized but Unissued	\$18,000,000.00
---------------------------------	----------------	---	-----------------

TAX CREDIT ANALYSIS



Comments on Historical and Projected Information:

Program Name: Motion Media Tax Credit Program (Show MO Act)

BENEFIT: COST ANALYSIS (includes only state revenue impacts)

	FY 2025 ACTIVITY	Other Fiscal Period (5 Years)	Derivation of Benefits: Investment: (a) N/A Employment: (a) 460 new jobs in Motion Picture and Video Industries at average wage rates in 2025 (based on attributability rate of two-thirds); 74 locally competitive jobs in Motion Picture and Sound Recording Industries at average wage rates in 2025. Incentives/Credits: (a) \$5,905,750 in Motion Media tax credits over years 2025-2029. Impacts occur Statewide. All Values in Constant Dollars. Assumptions provided by DED. Estimated using REMI.
BENEFITS			
Direct Fiscal Benefits	\$1,158,550	\$1,431,010	
Indirect Fiscal Benefits	\$1,427,077	\$1,762,388	
Total	\$2,585,627	\$3,193,398	
COSTS			
Direct Fiscal Costs	\$1,181,150	\$5,670,580	
Indirect Fiscal Costs	\$0		
Total	\$1,181,150	\$5,670,580	
BENEFIT: COST	2.19	0.56	

Other Benefits:

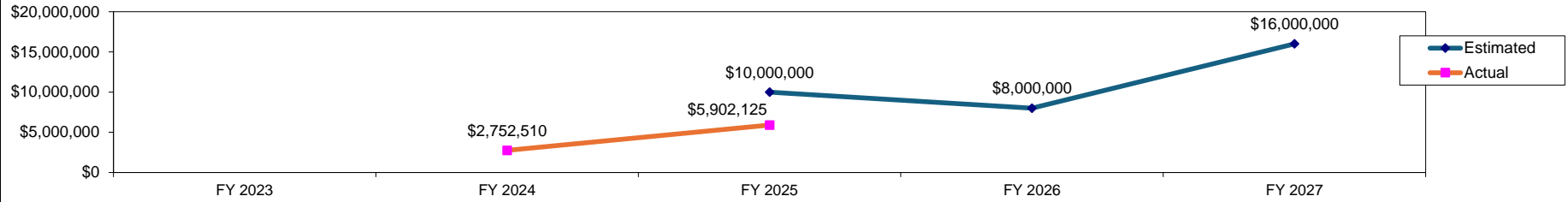
In FY-2025, every dollar of auth. program tax credits returned		Over 5 YEARS, every dollar of auth. program tax credits returned	
\$39.46 in new personal income totaling	\$46.61 million	\$10.75 in new personal income totaling	\$60.98 million
\$77.99 in new value-added/GSP totaling	\$92.12 million	\$16.66 in new value-added/GSP totaling	\$94.46 million
\$141.16 in new economic output totaling	\$166.73 million	\$30.07 in new economic output totaling	\$170.51 million

TAX CREDIT ANALYSIS

Program Name: Motion Media Tax Credit Program (Show MO Act)

PERFORMANCE MEASURE(S)

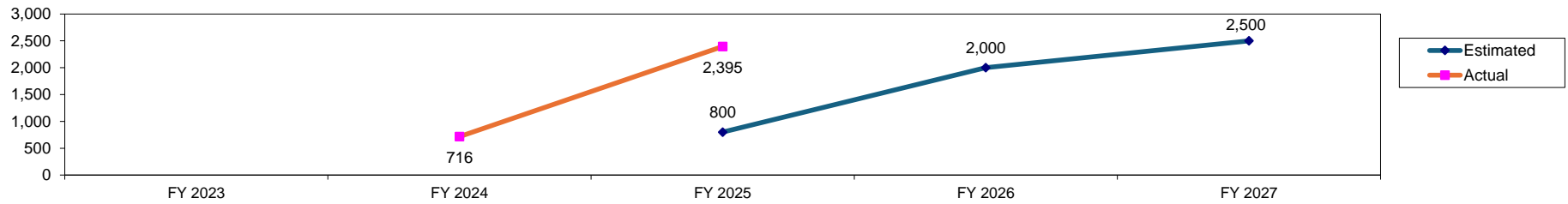
Leveraged Investment



Comments on Performance Measure:

PERFORMANCE MEASURE(S)

MO Hires (Count)

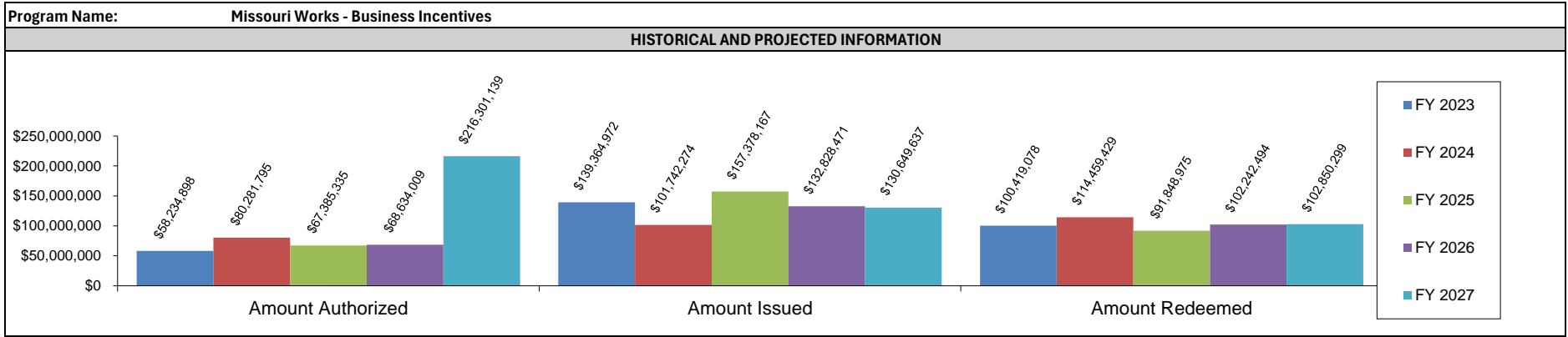


Comments on Performance Measure:

TAX CREDIT ANALYSIS

Program Name: Missouri Works - Business Incentives							
Department: Economic Development		Contact Name & No.: Brooklyn Wasser 573-751-2031			Date: Sep-25		
Program Category: Business Recruitment			Type: Other: Retention of State Withholding Tax for New Jobs or a Tax Credit				
Statutory Authority: 620.2000-620.2020			Applicable Taxes: Income Tax, Bank Tax, Insurance Premium tax, Other Financial Institutions Tax				
Tax Credit Creation Date: 2013			Year of Last Legislative Change: 2025				
Program Description and Eligibility Requirements: To qualify, a company must create or retain a minimum number of new jobs at the project facility, meet average wage requirements, and must offer and pay at least 50% of the health insurance premiums. For-profit and non-profit businesses except for gambling, store front consumer-based retail trade establishments, food and drinking places, public utilities, educational services, religious organizations, public administration, ethanol distillation or production, biodiesel production, healthcare and social services, companies that are delinquent in payment of any nonprotested taxes or other payments, and businesses that have filed or have publicly announced their intention to file for bankruptcy, unless certain requirements are met.							
Explanation of How Award is Computed:							
		Entitlement <input type="checkbox"/> Yes <input type="checkbox"/> No		Discretionary <input type="checkbox"/> Yes <input type="checkbox"/> No			
Zone Works (2 new jobs, 80% of county average wage, \$100,000 investment, located in Enhanced Enterprise Zone) and Rural Works (2 new jobs, 90% of county average wage, \$100,000 investment located in a rural county) provide benefits of retention of 100% of the withholdings of the new jobs for 5-6 years. Statewide Works (10 new jobs, 90% of county average wage) provides benefits of retention of withholdings or a combination of retention of withholdings and tax credits for up to 9% of payroll on the new jobs. Mega Works 120 and 140 (100 new jobs, 120% and 140% of county average wage, respectively) provide benefits of a combination of retention of withholdings and tax credits totaling from 6% to 7%, respectively, to up to 9% of payroll of the new jobs. Retention Works provides benefits of the retention of withholding tax for up to 100% of the withholdings of the new jobs for up to 10 years. Retention Works-Auto Manufacturing (\$500M in investment) provides a benefit of tax credits. Qualified Military Projects (10 new jobs, 90% of county average wage, investment as agreed to in proposal) provides tax credits in the amount of withholding taxes. Deal Closing Fund (10 new jobs, 100% of county average wage) provides benefits for a tax credit within 1 year. Note: Deal Closing Fund expired August 28, 2025.							
Program Cap:							
Cumulative: <input type="checkbox"/> No <input type="checkbox"/> Yes		(remainder of cumulative cap):		Annual: <input type="checkbox"/> Yes <input type="checkbox"/> No		Annual Amount: \$201 million	
Cap Shared Between Programs <input type="checkbox"/> No <input type="checkbox"/> Yes		Which Program(s)? _____					
Explanation of Cap: The tax credit cap is \$126 million (\$10 million for auto manufacturing, \$10 million for infrastructure, \$6 million for retention, and \$100 million for other projects). The withholdings cap depends on the size of the base for the project. For projects with a base of more than 50, the retained withholdings cap is \$75 million. There is no cap on the retained withholdings for new job creation projects that have a base of 50 or less.							
Sunset Provision: <input type="checkbox"/> Yes <input type="checkbox"/> No		Date of Sunset: 8/28/2030		Date of Last Sunset Extension: 8/28/2018			
Explanation of Expiration of Authority: Missouri Works sunsets August 28, 2030. Deal Closing Fund sunset August 28, 2025.							
Specific Provisions: (if applicable)							
Carry forward <input type="checkbox"/> No <input type="checkbox"/> Yes		Carry Back <input type="checkbox"/> No <input type="checkbox"/> Yes		Refundable <input type="checkbox"/> Yes <input type="checkbox"/> No		Apportioned <input type="checkbox"/> No <input type="checkbox"/> Yes	
Sellable/Assignable <input type="checkbox"/> Yes <input type="checkbox"/> No		Organizations Remit an Offset <input type="checkbox"/> No <input type="checkbox"/> Yes		Additional Federal Deductions/Credits Available <input type="checkbox"/> No <input type="checkbox"/> Yes			
Comments on Specific Provisions:							
Legislative / General Assembly Action(s) During Prior Five Years: 2019 S.B. 68 merged with S.B. 180, A.L. 2021 S.B. 2 merged with S.B. 120 merged with S.B. 153 & 972022 H.B. 2400							
	FY 2023 ACTUAL	FY 2024 ACTUAL	FY 2025 ACTUAL	FY 2026 (YTD)	FY 2026 (Full Year)	FY 2027 (Budget Year)	
Certificates Issued (#)	69	53	61	6	61	58	
Projects/Participants (#)	63	69	105	20	79	84	
Total Projects							
Amount Authorized	\$58,234,898	\$80,281,795	\$67,385,335	\$19,103,352	\$68,634,009	\$216,301,139	
Amount Issued	\$139,364,972	\$101,742,274	\$157,378,167	\$0	\$132,828,471	\$130,649,637	
Amount Redeemed	\$100,419,078	\$114,459,429	\$91,848,975	\$0	\$102,242,494	\$102,850,299	
FY 2025 EST. Amount Outstanding \$53,465,661.18							
FY 2025 EST. Amount Authorized but Unissued				<table border="1" style="width:100%; border-collapse: collapse;"> <tr> <td align="right">\$52,509,761.24</td> </tr> </table>			\$52,509,761.24
\$52,509,761.24							

TAX CREDIT ANALYSIS



Comments on Historical and Projected Information:
 Actual performance is inclusive of withholdings and tax credits authorized and issued for the program each year.

Program Name: Missouri Works - Business Incentives

BENEFIT: COST ANALYSIS (includes only state revenue impacts)

	FY 2025 ACTIVITY	Other Fiscal Period (10 Years)	Derivation of Benefits:
BENEFITS			Investment: (a) \$3,972,110,914 in Non-Residential Investment spending over fiscal years 2025-2026. Employment: (a) 5,944 jobs scaled up over four years in various manufacturing and services sectors at average wage rates in 2025-2034. Other Assumptions: N/A
Direct Fiscal Benefits	\$36,478,168	\$362,013,210	Incentives/Credits: (a) \$85,542,110 in Missouri Works tax credits over years 2025-2030.
Indirect Fiscal Benefits	\$17,692,559	\$175,582,832	Impacts occur Statewide. All Values in Constant Dollars. Assumptions provided by DED. Estimated using REMI.
Total	\$54,170,727	\$537,596,042	The multi-year fiscal Benefit-Cost Ratio is 7.19 when 525 retained jobs are included, assuming all would exit the state but for the incentive.
COSTS			
Direct Fiscal Costs	\$14,257,018	\$81,342,940	
Indirect Fiscal Costs	\$0		
Total	\$14,257,018	\$81,342,940	
BENEFIT: COST	3.80	6.61	

Other Benefits:

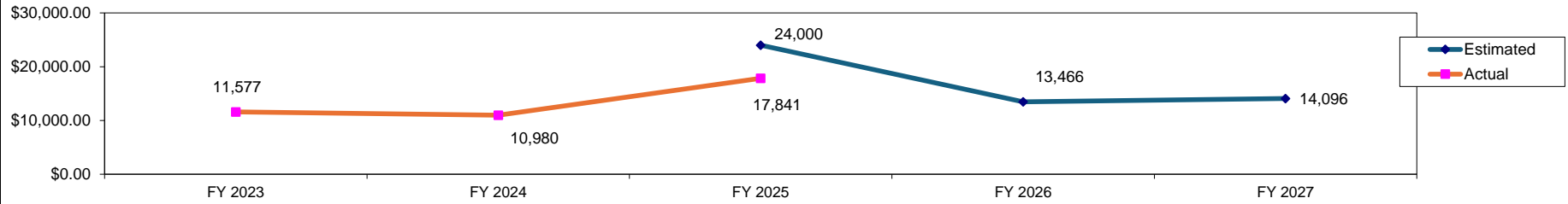
In FY-2025, every dollar of auth. program tax credits returned		Over 10 YEARS, every dollar of auth. program tax credits returned	
\$19.18 in new personal income totaling	\$273.46 million	\$143.47 in new personal income totaling	\$11,669.98 million
\$40.80 in new value-added/GSP totaling	\$581.67 million	\$253.35 in new value-added/GSP totaling	\$20,608.56 million
\$91.30 in new economic output totaling	\$1,301.64 million	\$566.06 in new economic output totaling	\$46,044.82 million

TAX CREDIT ANALYSIS

Program Name: Missouri Works - Business Incentives

PERFORMANCE MEASURE(S)

Permanent New Jobs Created



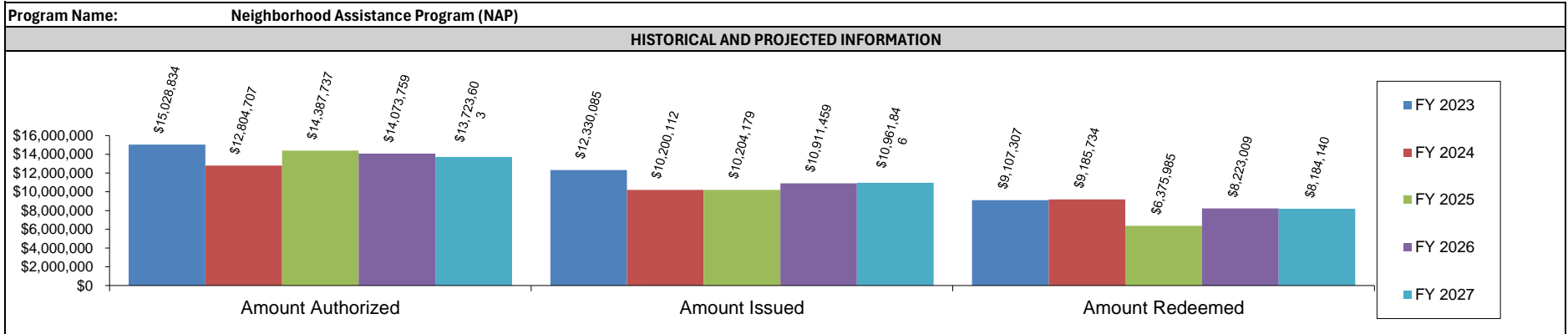
Comments on Performance Measure:

The estimated number of jobs is the total projected for all projects for which DED issued benefits during FY2023, FY2024, and FY2025. The actual number is the actual number of jobs reported by those projects issued benefits during FY2024, FY2025, and FY2026. Companies have 2 years after authorization to create the statutory threshold number of jobs and ramp up over time. Many of the jobs estimated will be reported as actual in later years. The actual jobs numbers are totals for the projects to date. They are not net new for the year. These numbers do not include retained projects in the Retention category of the program.

TAX CREDIT ANALYSIS

Program Name: Neighborhood Assistance Program (NAP)						
Department: Economic Development		Contact Name & No.: Christina Carver 573-536-8931			Date: Sep-25	
Program Category: Community Development			Type: Tax Credit			
Statutory Authority: 32.100-32.125			Applicable Taxes: Income Tax; Corporate Franchise Tax; Bank Tax; Insurance Premium Tax; Other financial institutions tax; Express Company Tax			
Tax Credit Creation Date: 1977			Year of Last Legislative Change: 2009			
Program Description and Eligibility Requirements: Provides assistance to community-based organizations that enable them to implement community or neighborhood projects in the areas of community service, education, crime prevention, job training and physical revitalization.						
Explanation of How Award is Computed: Entitlement <input type="checkbox"/> No Discretionary <input type="checkbox"/> Yes Applications are reviewed on a competitive basis and awards made to nonprofits or Missouri businesses for 50% or 70% of the approved budget.						
Program Cap: Cumulative: <input type="checkbox"/> No (remainder of cumulative cap): Annual: <input type="checkbox"/> Yes Annual Amount: \$16 million Cap Shared Between Programs <input type="checkbox"/> No Which Program(s)? _____						
Explanation of Cap: Effective August 28, 2008, fiscal year cap was reduced from \$18 million to \$16 million.						
Sunset Provision: <input type="checkbox"/> No Date of Sunset: _____ Date of Last Sunset Extension: _____						
Explanation of Expiration of Authority:						
Specific Provisions: (if applicable) Carry forward <input type="checkbox"/> 5 years Carry Back <input type="checkbox"/> No Refundable <input type="checkbox"/> No Apportioned <input type="checkbox"/> No Appropriated <input type="checkbox"/> No Sellable/Assignable <input type="checkbox"/> No Organizations Remit an Offset <input type="checkbox"/> No Additional Federal Deductions/Credits Available <input type="checkbox"/> No						
Comments on Specific Provisions:						
Legislative / General Assembly Action(s) During Prior Five Years:						
	FY 2023 ACTUAL	FY 2024 ACTUAL	FY 2025 ACTUAL	FY 2026 (YTD)	FY 2026 (Full Year)	FY 2027 (Budget Year)
Certificates Issued (#)	1,387	1,245	1,165	0	1,266	1,292
Projects/Participants (#)	71	66	71	0	69	68
Total Projects						
Amount Authorized	\$15,028,834.00	\$12,804,707.00	\$14,387,737.00	\$0.00	\$14,073,759.33	\$13,723,603.00
Amount Issued	\$12,330,085.00	\$10,200,112.00	\$10,204,179.00	\$0.00	\$10,911,458.67	\$10,961,845.50
Amount Redeemed	\$9,107,307.00	\$9,185,734.00	\$6,375,985.16	\$0.00	\$8,223,008.72	\$8,184,140.29
FY 2025 EST. Amount Outstanding \$21,601,944.46 FY 2025 EST. Amount Authorized but Unissued \$50,866,440.46						

TAX CREDIT ANALYSIS



Comments on Historical and Projected Information:

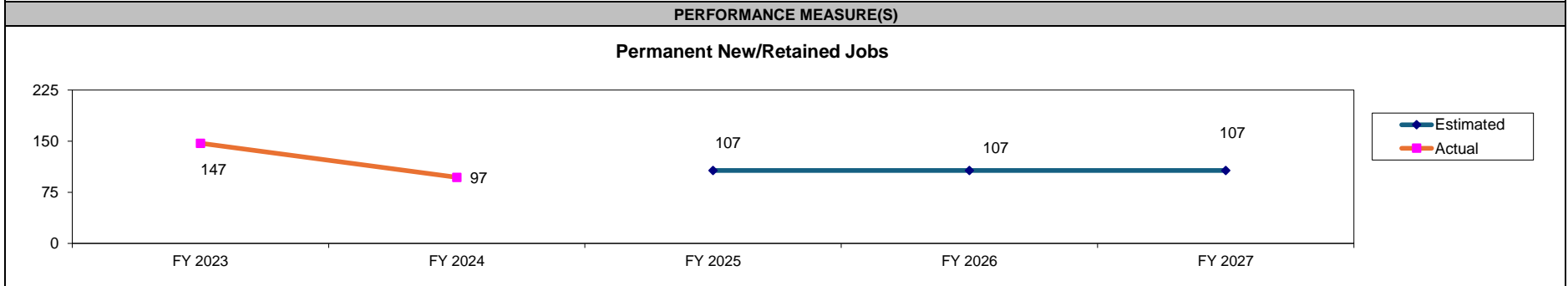
Program Name: Neighborhood Assistance Program (NAP)

BENEFIT: COST ANALYSIS (includes only state revenue impacts)

	FY 2025 ACTIVITY	Other Fiscal Period (10 Years)	Derivation of Benefits: Investment: (a) \$37,112,279.00 in Construction spending in 2025. Employment: N/A Other Assumptions: (a) 1,480 HS/GED/Skills Training graduates earning \$4,992,960 in additional annual income in 2025-2034. Incentives/Credits: (a)\$14,387,737 in Neighborhood Assistance Program tax credits over years 2025-2029. Impacts occur Statewide. All Values in Constant Dollars. Assumptions provided by DED. Estimated using REMI.
BENEFITS			
Direct Fiscal Benefits	\$445,832	\$849,733	
Indirect Fiscal Benefits	\$1,790,551	\$3,412,701	
Total	\$2,236,383	\$4,262,434	
COSTS			
Direct Fiscal Costs	\$2,397,956	\$13,681,458	
Indirect Fiscal Costs			
Total	\$2,397,956	\$13,681,458	
BENEFIT: COST	0.93	0.31	

Other Benefits:

In FY-2025, every dollar of auth. program tax credits returned		Over 10 YEARS, every dollar of auth. program tax credits returned	
\$13.44 in new personal income totaling	\$32.23 million	\$8.08 in new personal income totaling	\$110.52 million
\$17.15 in new value-added/GSP totaling	\$41.12 million	\$5.58 in new value-added/GSP totaling	\$76.37 million
\$30.87 in new economic output totaling	\$74.02 million	\$9.73 in new economic output totaling	\$133.13 million

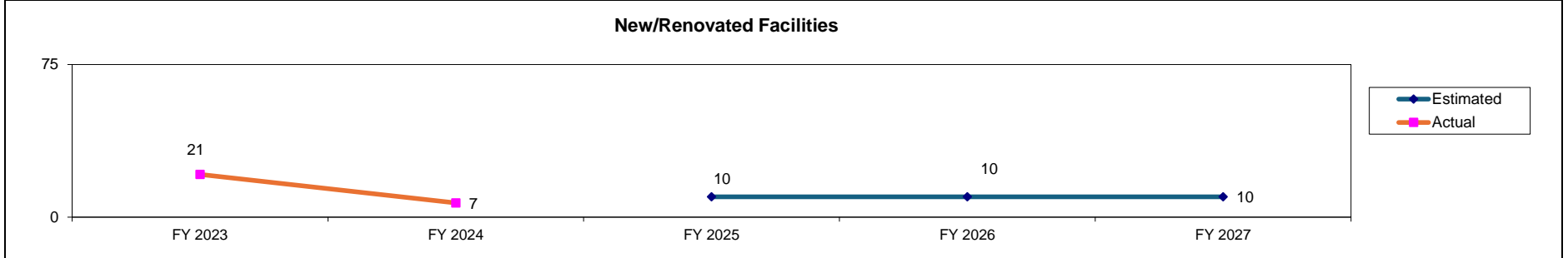


Comments on Performance Measure:
 Numbers are dependent on the type of projects that were "Closed" out this fiscal year.

TAX CREDIT ANALYSIS

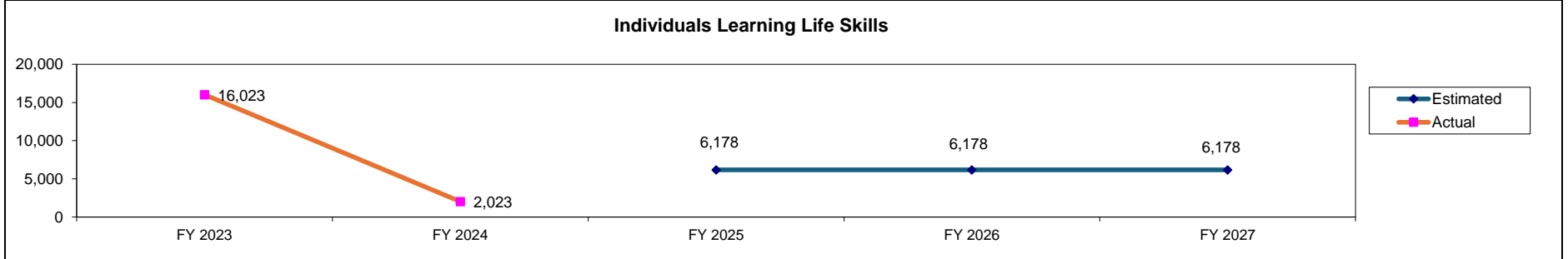
Program Name: Neighborhood Assistance Program (NAP)

PERFORMANCE MEASURE(S)



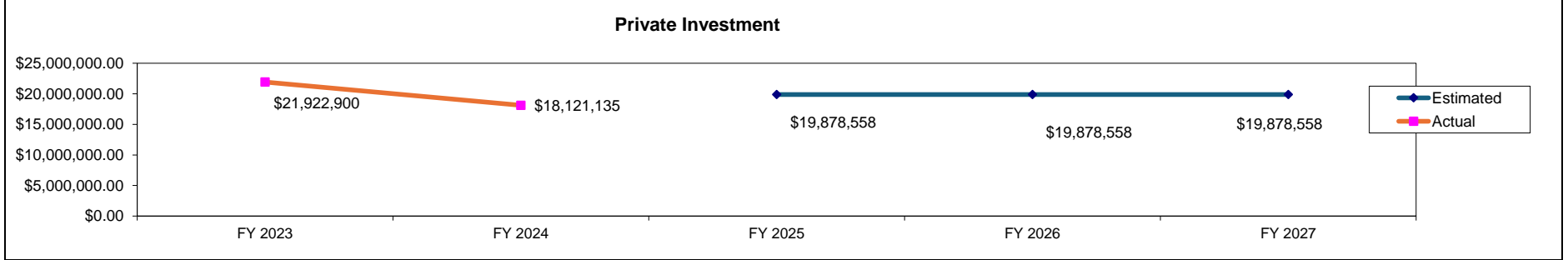
Comments on Performance Measure:
Numbers are dependent on the type of projects that were "Closed" out this fiscal year.

PERFORMANCE MEASURE(S)



Comments on Performance Measure:
Includes individuals earning GEDs, job training, and other skills necessary to become productive citizens. Numbers are dependent on the type of projects that were "Closed" out this fiscal year.

PERFORMANCE MEASURE(S)



Comments on Performance Measure:
NAP tax credits leveraged (Total Contributions - Total Credits Issued)

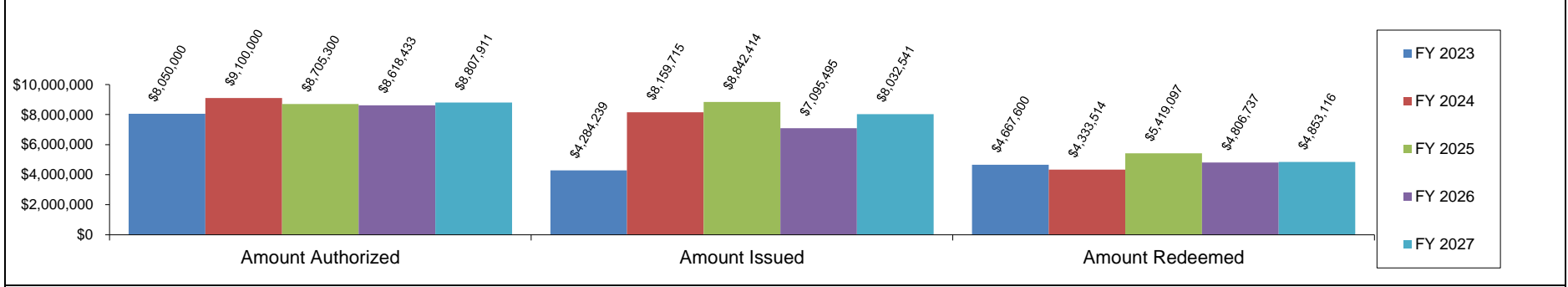
TAX CREDIT ANALYSIS

Program Name: Neighborhood Preservation						
Department: Economic Development		Contact Name & No.: Brooklyn Wasser 573-751-2031			Date: Sep-25	
Program Category: Housing			Type: Tax Credit			
Statutory Authority: 135.475-135.487			Applicable Taxes: Income Tax, Corporate Franchise Tax, Bank Tax, Insurance Premium Tax, Other Financial Institutions Tax			
Tax Credit Creation Date: 1999			Year of Last Legislative Change: 2007			
Program Description and Eligibility Requirements: Provides an incentive for any taxpayer who incurs eligible costs for a new residence or rehabilitates a residence for owner occupancy that is located in a designated area.						
Explanation of How Award is Computed: Entitlement <input type="checkbox"/> Yes <input type="checkbox"/> Discretionary <input type="checkbox"/> No Tax Credit of 25% - 35% of eligible renovation costs, or 15% of new construction. This is a calendar year program.						
Program Cap: Cumulative: <input type="checkbox"/> No (remainder of cumulative cap): Annual: <input type="checkbox"/> Yes Annual Amount: \$16 million Cap Shared Between Programs <input type="checkbox"/> No Which Program(s)? _____						
Explanation of Cap: \$8M for eligible areas; \$8M for qualifying areas (as defined by law). Credits are awarded based on a lottery system.						
Sunset Provision: <input type="checkbox"/> No Date of Sunset: _____ Date of Last Sunset Extension: _____						
Explanation of Expiration of Authority:						
Specific Provisions: (if applicable) Carry forward <input type="checkbox"/> 5 years Carry Back <input type="checkbox"/> 3 years Refundable <input type="checkbox"/> No Apportioned <input type="checkbox"/> No Appropriated <input type="checkbox"/> No Sellable/Assignable <input type="checkbox"/> Yes Organizations Remit an Offset <input type="checkbox"/> No Additional Federal Deductions/Credits Available <input type="checkbox"/> No						
Comments on Specific Provisions:						
Legislative / General Assembly Action(s) During Prior Five Years:						
	FY 2023 ACTUAL	FY 2024 ACTUAL	FY 2025 ACTUAL	FY 2026 (YTD)	FY 2026 (Full Year)	FY 2027 (Budget Year)
Certificates Issued (#)	104	180	180	0	155	172
Projects/Participants (#)	104	90	162	8	119	124
Total Projects						
Amount Authorized	\$8,050,000	\$9,100,000	\$8,705,300	\$0	\$8,618,433	\$8,807,911
Amount Issued	\$4,284,239	\$8,159,715	\$8,842,414	\$152,175	\$7,095,495	\$8,032,541
Amount Redeemed	\$4,667,600	\$4,333,514	\$5,419,097	\$0	\$4,806,737	\$4,853,116
FY 2025 EST. Amount Outstanding \$16,066,122.11 FY 2025 EST. Amount Authorized but Unissued \$70,105,451.18						

TAX CREDIT ANALYSIS

Program Name: Neighborhood Preservation

HISTORICAL AND PROJECTED INFORMATION



Comments on Historical and Projected Information:
 Projected information for Authorized, Issued, and Redeemed amounts is based on a 3 year average.

Program Name: Neighborhood Preservation

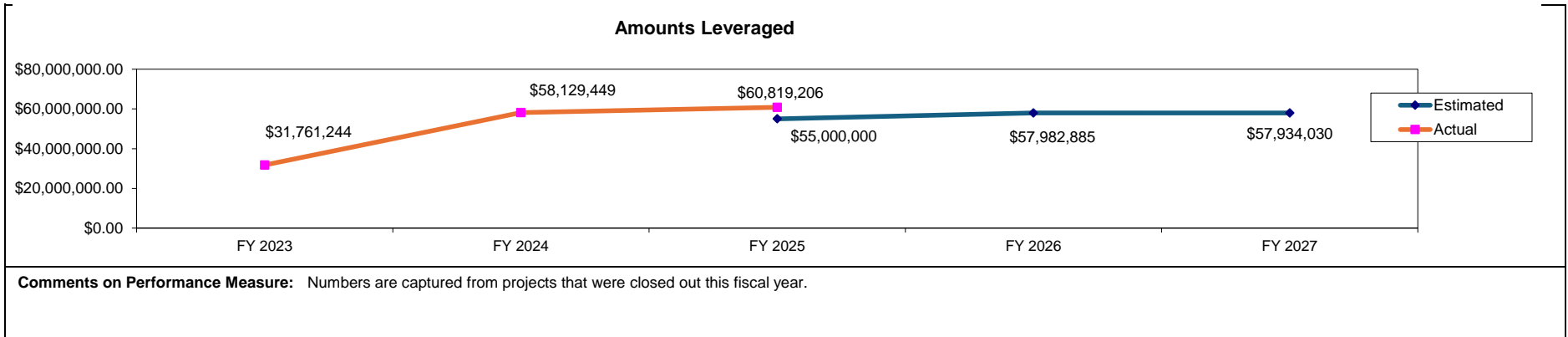
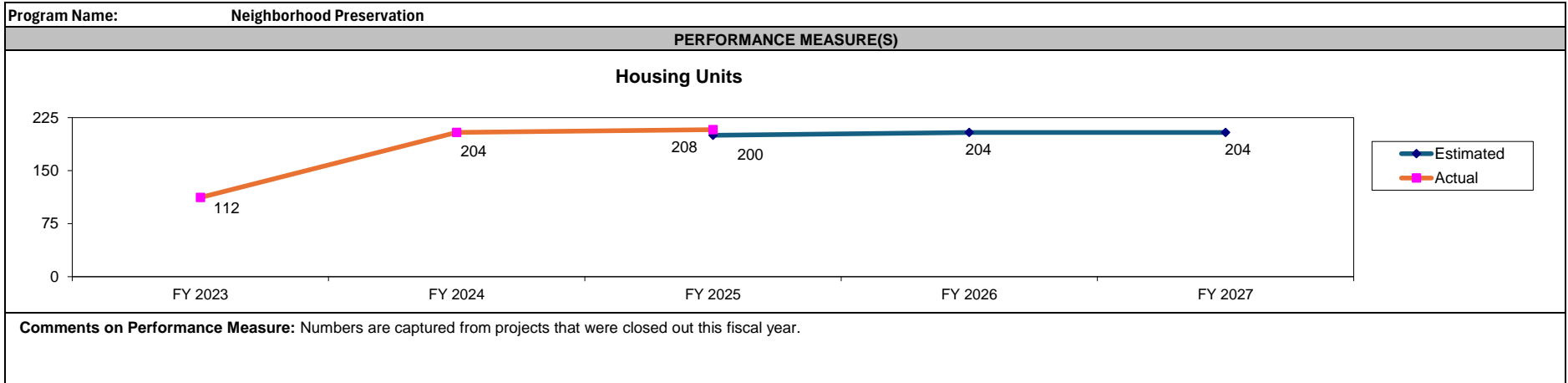
BENEFIT: COST ANALYSIS (includes only state revenue impacts)

	FY 2025 ACTIVITY	Other Fiscal Period (indicated time period)	Derivation of Benefits: Investment: (a) \$69,568,695 in Residential Investment spending over years 2024-2025. Employment: (a) N/A Other Assumptions: (a) N/A Incentives/Credits: (a) \$8,705,300 in Neighborhood Preservation Act tax credits in 2025. Impacts occur Statewide. All values in Constant Dollars. Assumptions provided by DED. Estimated using REMI. The multi-year fiscal Benefit-Cost Ratio is 0.32 when other program incentives (Historic Preservation) are included.
BENEFITS			
Direct Fiscal Benefits	\$1,561,188	\$2,745,814	
Indirect Fiscal Benefits	\$366,027	\$643,767	
Total	\$1,927,215	\$3,389,581	
COSTS			
Direct Fiscal Costs	\$8,705,300	\$8,705,300	
Indirect Fiscal Costs			
Total	\$8,705,300	\$8,705,300	
BENEFIT: COST	0.22	0.39	

Other Benefits:

In FY 2025, every dollar of auth. Program tax credits returns		Over 5 YEARS, every dollar of auth. Program tax credits returns	
\$2.72	in new personal income totaling \$23.72 million	\$4.01	in new personal income totaling \$34.90 million
\$4.46	in new value-added/GSP totaling \$38.84 million	\$4.95	in new value-added/GSP totaling \$43.07 million
\$7.89	in new economic output totaling \$68.64 million	\$8.70	in new economic output totaling \$75.75 million

TAX CREDIT ANALYSIS



TAX CREDIT ANALYSIS

Program Name: Qualified Research Expense Tax Credit Program (QRE)			
Department: Economic Development	Contact Name & No.: Brooklyn Wasser 573-751-2031		Date:
Program Category: Entrepreneurial	Type: Tax Credit		
Statutory Authority: 620.1039	Applicable Taxes: Individual, Corporate, Financial Institutions Tax		
Tax Credit Creation Date: 2022	Year of Last Legislative Change: 2022		

Program Description and Eligibility Requirements:
 Any individual, partnership, corporation, or charitable organization conducting qualified research in the state is eligible. The incentive is available to an eligible taxpayer who has additional qualified research expenses in Missouri in a tax year, as compared to the average of such expenses in three immediately preceding tax years.

Explanation of How Award is Computed: **Entitlement** Yes No **Discretionary** Yes No

Applicants may receive the greater of: (a) 15% of the taxpayer's additional qualified research expenses; or (b) 20% of the taxpayer's additional qualified research expenses if such qualified research was conducted in conjunction with a Missouri public or private college or university. No tax credit shall be allowed for any portion of qualified research expenses that exceed 200% of the taxpayer's average qualified research expenses incurred during the three immediately preceding tax years. Each taxpayer is limited to a \$300,000 benefit per year.

Program Cap: **Cumulative:** No **(remainder of cumulative cap):** **Annual:** Yes **Annual Amount:** \$10 million

Cap Shared Between Programs No **Which Program(s)?** _____

Explanation of Cap:
 \$5 million of the \$10 million cap shall be reserved for minority business enterprises, women's business enterprises, and small businesses. If on November 1 of each year, there are unused amounts from the \$5 million reserved, the unused amount will be transferred to the overall program cap. If there are applications for the program's tax credits that exceed the amount available, eligible applicants in the general cap will be issued credits on a pro-rata basis, with businesses less than five years old being issued full tax credits first.

Sunset Provision: Yes **Date of Sunset:** 12/31/2028 **Date of Last Sunset Extension:** _____

Explanation of Expiration of Authority: The provisions of the program authorized under this section shall automatically sunset December 31, 2028, 6 years after the effective date.

Specific Provisions: (if applicable)

Carry forward 12 years Carry Back No Refundable No Apportioned No Appropriated No

Sellable/Assignable Yes Organizations Remit an Offset No Additional Federal Deductions/Credits Available No

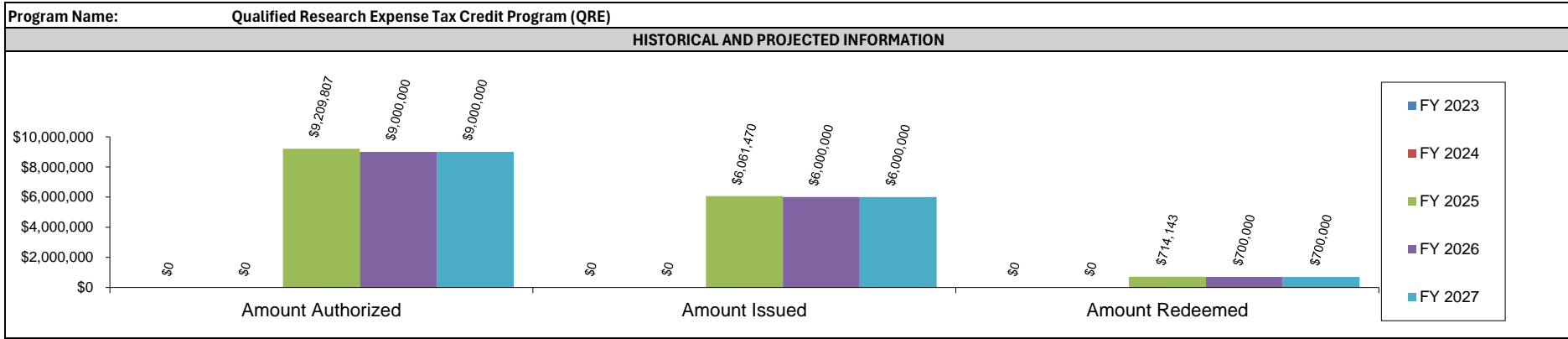
Comments on Specific Provisions:

Legislative / General Assembly Action(s) During Prior Five Years:

	FY 2023 ACTUAL	FY 2024 ACTUAL	FY 2025 ACTUAL	FY 2026 (YTD)	FY 2026 (Full Year)	FY 2027 (Budget Year)
Certificates Issued (#)	0	0	59	0	60	60
Projects/Participants (#)	0	0	79	0	80	80
Total Projects						
Amount Authorized	\$0	\$0	\$9,209,807	\$0	\$9,000,000	\$9,000,000
Amount Issued	\$0	\$0	\$6,061,470	\$0	\$6,000,000	\$6,000,000
Amount Redeemed	\$0	\$0	\$714,143	\$0	\$700,000	\$700,000

FY 2025 EST. Amount Outstanding	\$5,347,328	FY 2025 EST. Amount Authorized but Unissued	\$3,148,337
---------------------------------	-------------	---	-------------

TAX CREDIT ANALYSIS



Comments on Historical and Projected Information:

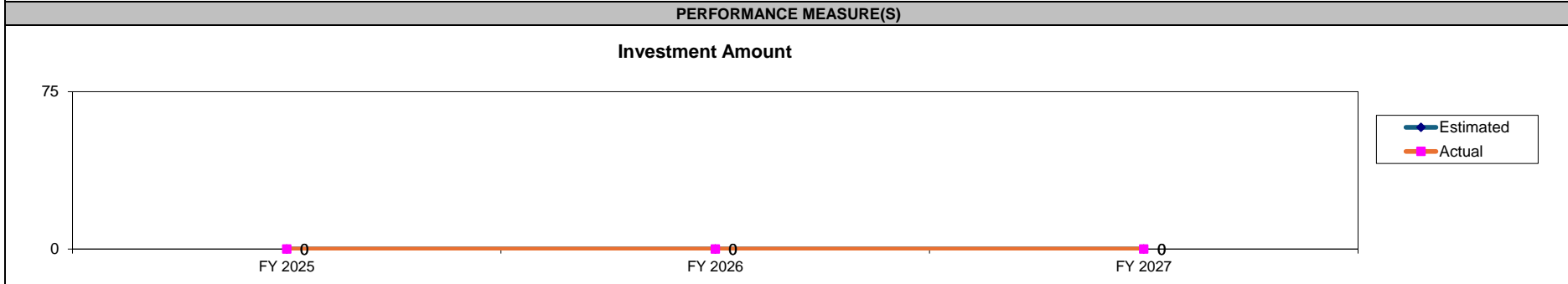
Program Name: Qualified Research Expense Tax Credit Program (QRE)

BENEFIT: COST ANALYSIS (includes only state revenue impacts)

	FY 2025 ACTIVITY	Other Fiscal Period (10 Years)	Derivation of Benefits: Investment: (a) Data not available for first analysis cycle. Employment: (a) Data not available for first analysis cycle. Other Assumptions: (a) \$9,209,807 decrease in production costs for industries incurring qualified research and development expenses in Missouri in 2025. Incentives/Credits: (a) \$9,209,807 in Qualified Research Expense tax credits over years 2025-2034. Impacts occur Statewide. All Values in Constant Dollars. Assumptions provided by DED. Estimated using REMI.
BENEFITS			
Direct Fiscal Benefits	\$0	\$0	
Indirect Fiscal Benefits	\$324,309	\$461,227	
Total	\$324,309	\$461,227	
COSTS			
Direct Fiscal Costs	\$920,981	\$8,430,108	
Indirect Fiscal Costs			
Total	\$920,981	\$8,430,108	
BENEFIT: COST	0.35	0.05	

Other Benefits:

In FY-2025, every dollar of auth. program tax credits returned		Over 10 YEARS, every dollar of auth. program tax credits returned	
\$6.66 in new personal income totaling	\$6.13 million	\$1.21 in new personal income totaling	\$10.19 million
\$13.74 in new value-added/GSP totaling	\$12.65 million	\$1.83 in new value-added/GSP totaling	\$15.40 million
\$23.95 in new economic output totaling	\$22.06 million	\$3.20 in new economic output totaling	\$26.94 million



Comments on Performance Measure:

TAX CREDIT ANALYSIS

Program Name: Rebuilding Communities (ROC)			
Department: Economic Development	Contact Name & No.: Brooklyn Wasser 573-751-2031		Date: Sep-25
Program Category: Business Recruitment	Type:	Tax Credit	
Statutory Authority: 135.535	Applicable Taxes: Income Tax, Corporate Franchise Tax, Bank Tax, Insurance Premium Tax, Other Financial Institutions Tax		
Tax Credit Creation Date: 1997	Year of Last Legislative Change: 2013		

Program Description and Eligibility Requirements:
 Provides a tax credit for eligible businesses locating, relocating or expanding within a distressed community. A business must have fewer than 100 full-time employees, 75% of which must be located in the distressed community, and be primarily engaged in manufacturing, biomedical, medical devices, scientific research, animal research, computer software design or development, computer programming, including Internet, web hosting, and other information technology, wireless or wired or other telecommunications or a professional firm.

Explanation of How Award is Computed: **Entitlement** Yes **Discretionary** No

The tax credit is equal to either 40% or 25% of eligible equipment purchases, depending on whether the business is new or existing, or 40% of state income taxes due. A 1.5% employee tax credit is also available to businesses who receive one of the 40% credits and is based on an employee's gross salary. The 40% income tax credit is limited to \$125,000 per year for three years. The 40% and 25% equipment credits are limited to \$75,000 per year for four years.

Program Cap: **Cumulative:** No **(remainder of cumulative cap):** **Annual:** Yes **Annual Amount:** \$ 8 million

Cap Shared Between Programs no **Which Program(s)?** _____

Explanation of Cap:
 Total credits issued under this program may not exceed \$8 million per year. The 25% equipment credits are further limited to \$750,000 per year. (Note that 620.1881, RSMo - the Missouri Quality Jobs Act - reduced the cap from \$10 million to \$8 million).

Sunset Provision: Yes **Date of Sunset:** 8/27/2013 **Date of Last Sunset Extension:** _____

Explanation of Expiration of Authority: No new projects may be proposed after August 27, 2013.

Specific Provisions: (if applicable)

Carry forward 5 years Carry Back 3 years Refundable No Apportioned No Appropriated No

Sellable/Assignable Yes Organizations Remit an Offset No Additional Federal Deductions/Credits Available No

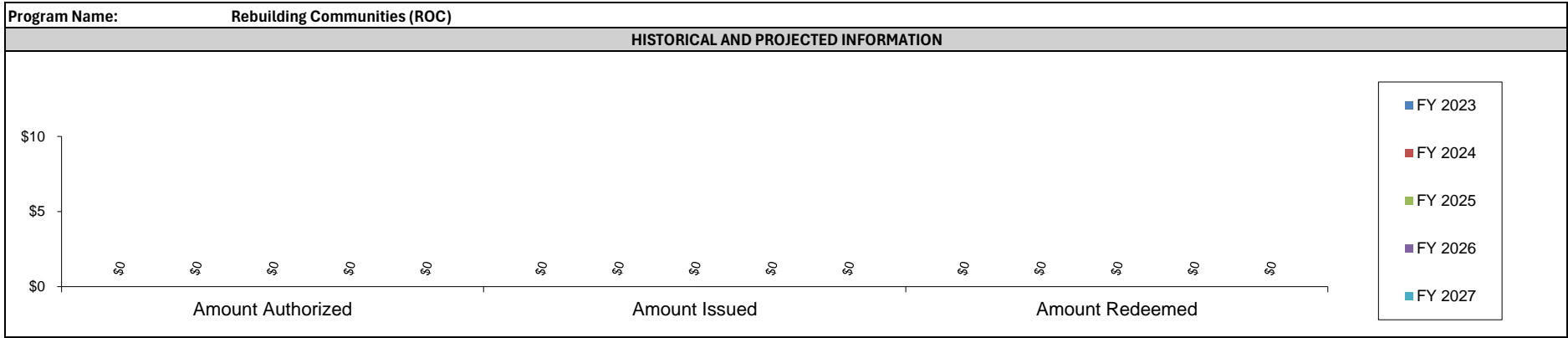
Comments on Specific Provisions: The 1.5% employee credits are sellable/assignable only.

Legislative / General Assembly Action(s) During Prior Five Years:

	FY 2023 ACTUAL	FY 2024 ACTUAL	FY 2025 ACTUAL	FY 2026 (YTD)	FY 2026 (Full Year)	FY 2027 (Budget Year)
Certificates Issued (#)	0	0	0	0	0	0
Projects/Participants (#)	0	0	0	0	0	0
Total Projects						
Amount Authorized	\$0	\$0	\$0	\$0	\$0	\$0
Amount Issued	\$0	\$0	\$0	\$0	\$0	\$0
Amount Redeemed	\$0	\$0	\$0	\$0	\$0	\$0

FY 2025 EST. Amount Outstanding	\$0.00	FY 2025 EST. Amount Authorized but Unissued	\$0.00
---------------------------------	--------	---	--------

TAX CREDIT ANALYSIS




Comments on Historical and Projected Information:

Program Name: Rebuilding Communities (ROC)

BENEFIT: COST ANALYSIS (includes only state revenue impacts)

	FY 2025 ACTIVITY	Other Fiscal Period (indicated time period)	Derivation of Benefits: No new authorizations in FY2025.
BENEFITS			
Direct Fiscal Benefits			
Indirect Fiscal Benefits			
Total	\$0	\$0	
COSTS			
Direct Fiscal Costs			
Indirect Fiscal Costs			
Total	\$0	\$0	
BENEFIT: COST	#DIV/0!	#DIV/0!	

Other Benefits:



Comments on Performance Measure:
Program has sunset. No new investments accepted for the tax credits.

TAX CREDIT ANALYSIS

Program Name: Rural Access to Capital (RAC)			
Department: Economic Development	Contact Name & No.: Brooklyn Wasser 573-751-2031		Date: 25-Sep
Program Category: Business Recruitment	Type:	Tax Credit	
Statutory Authority: 620.3500-620.3530	Applicable Taxes: Income tax, Insurance Premium tax, Financial Institutions Tax, Express Companies		
Tax Credit Creation Date: 8/28/2024	Year of Last Legislative Change: 2024		

Program Description and Eligibility Requirements:
 Promotes workforce development and capital investment in Missouri's rural areas by providing incentives to invest in those areas.

Explanation of How Award is Computed: **Entitlement** Yes **Discretionary** No

Rural Funds apply to become certified by the Department for a period of six years beginning with the year the Rural Investor makes a Capital Investment. The tax credits are 60% of the total Capital Investment over the six-year period. The Applicable Percentage of the tax credit amount will be 0% in years one and two and 15% of Capital Investment in years three through six, not to exceed \$16,000,000 in a calendar year.

Program Cap: None **Cumulative:** Yes **(remainder of cumulative cap):** \$64 million **Annual:** Yes **Annual Amount:** \$16 million

Cap Shared Between Programs No **Which Program(s)?** _____

Explanation of Cap:
 The tax credit cap is \$16 million per calendar year for four years.

Sunset Provision: Yes **Date of Sunset:** 8/28/2030 **Date of Last Sunset Extension:** _____

Explanation of Expiration of Authority: Program sunsets on August 28, 2030, unless reauthorized.

Specific Provisions: (if applicable)

Carry forward 5 years Carry Back No Refundable No Apportioned No Appropriated Yes

Sellable/Assignable No Organizations Remit an Offset No Additional Federal Deductions/Credits Available No

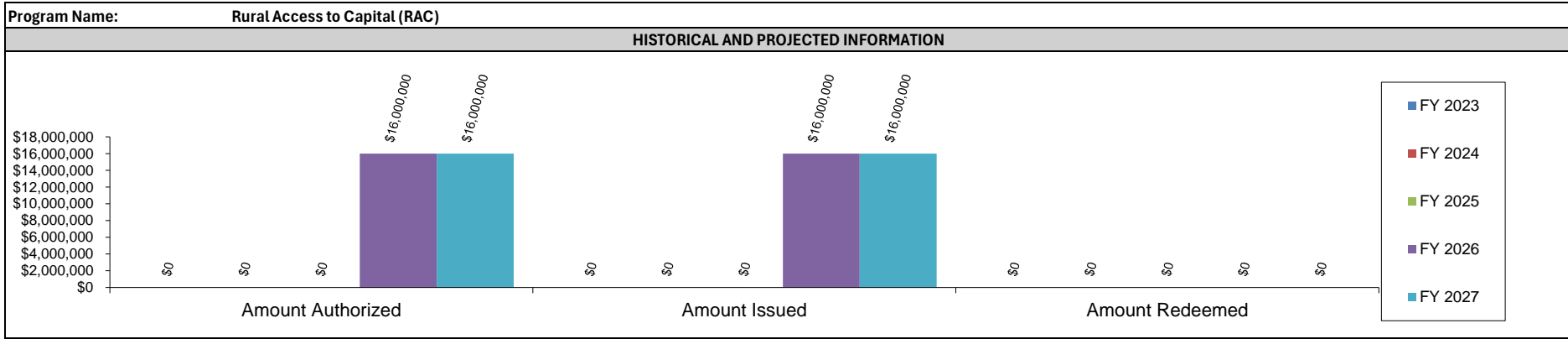
Comments on Specific Provisions:

Legislative / General Assembly Action(s) During Prior Five Years:
 SB 802 passed during FY2024 regular session.

	FY 2023 ACTUAL	FY 2024 ACTUAL	FY 2025 ACTUAL	FY 2026 (YTD)	FY 2026 (Full Year)	FY 2027 (Budget Year)
Certificates Issued (#)	0	0	0	0	50	50
Projects/Participants (#)	0	0	0	5	5	5
Total Projects						
Amount Authorized	\$0	\$0	\$0	\$16,000,000	\$16,000,000	\$16,000,000
Amount Issued	\$0	\$0	\$0	\$16,000,000	\$16,000,000	\$16,000,000
Amount Redeemed	\$0	\$0	\$0	\$0	\$0	\$0

FY 2025 EST. Amount Outstanding	\$0	FY 2025 EST. Amount Authorized but Unissued	\$0
---------------------------------	-----	---	-----

TAX CREDIT ANALYSIS




Comments on Historical and Projected Information:

Program Name: Rural Access to Capital (RAC)

BENEFIT: COST ANALYSIS (includes only state revenue impacts)

	FY 2025 ACTIVITY	Other Fiscal Period (indicated time period)	Derivation of Benefits: No Authorizations in FY2025.
BENEFITS			
Direct Fiscal Benefits			
Indirect Fiscal Benefits			
Total	\$0	\$0	
COSTS			
Direct Fiscal Costs			
Indirect Fiscal Costs			
Total	\$0	\$0	
BENEFIT: COST	#DIV/0!	#DIV/0!	

Other Benefits:



Comments on Performance Measure:

TAX CREDIT ANALYSIS

Program Name: Small Business Incubator Tax Credit Program			
Department: Economic Development	Contact Name & No.: Christina Carver 573-536-8931		Date: Sep-25
Program Category: Entrepreneurial	Type: Tax Credit		
Statutory Authority: 620.495	Applicable Taxes: Income tax, Corporate franchise tax, Bank tax, Insurance premium tax, and other financial institutions tax		
Tax Credit Creation Date: 1989	Year of Last Legislative Change: 2007		

Program Description and Eligibility Requirements:
 A taxpayer who makes a contribution to an approved small business incubator sponsor or fund can claim a state tax credit for a percentage of such contribution.

Explanation of How Award is Computed: The tax credit is equal to 50% of the contribution.	Entitlement <input type="checkbox"/> No <input type="checkbox"/>	Discretionary <input type="checkbox"/> Yes <input type="checkbox"/>
---	---	--

Program Cap: Cumulative: <input type="checkbox"/> No <input type="checkbox"/> (remainder of cumulative cap):	Annual: <input type="checkbox"/> Yes <input type="checkbox"/>	Annual Amount: \$500,000
Cap Shared Between Programs <input type="checkbox"/> No <input type="checkbox"/>	Which Program(s)? _____	

Explanation of Cap:
 The \$500,000 annual cap is allocated each calendar year to approved incubators requesting funds based on need, competition and the appropriate use of contributions.

Sunset Provision: <input type="checkbox"/> No <input type="checkbox"/>	Date of Sunset: _____	Date of Last Sunset Extension: _____
---	------------------------------	---

Explanation of Expiration of Authority:

Specific Provisions: (if applicable)

Carry forward <input type="checkbox"/> 5 year <input type="checkbox"/>	Carry Back <input type="checkbox"/> No <input type="checkbox"/>	Refundable <input type="checkbox"/> No <input type="checkbox"/>	Apportioned <input type="checkbox"/> No <input type="checkbox"/>	Appropriated <input type="checkbox"/> No <input type="checkbox"/>
Sellable/Assignable <input type="checkbox"/> Yes <input type="checkbox"/>	Organizations Remit an Offset <input type="checkbox"/> No <input type="checkbox"/>	Additional Federal Deductions/Credits Available <input type="checkbox"/> No <input type="checkbox"/>		

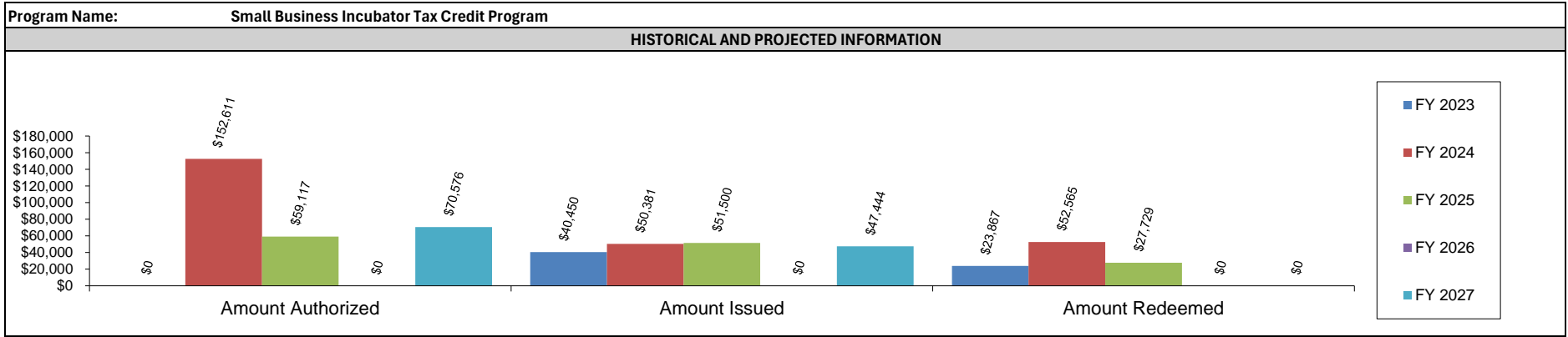
Comments on Specific Provisions: 75% of par value

Legislative / General Assembly Action(s) During Prior Five Years:

	FY 2023 ACTUAL	FY 2024 ACTUAL	FY 2025 ACTUAL	FY 2026 (YTD)	FY 2026 (Full Year)	FY 2027 (Budget Year)
Certificates Issued (#)	12	18	21	0	0	17
Projects/Participants (#)	0	2	1	0	0	1
Total Projects						
Amount Authorized	\$0	\$152,611	\$59,117	\$0	\$0	\$70,576
Amount Issued	\$40,450	\$50,381	\$51,500	\$0	\$0	\$47,444
Amount Redeemed	\$23,867	\$52,565	\$27,729	\$0	\$0	\$0

FY 2025 EST. Amount Outstanding	\$89,488.54	FY 2025 EST. Amount Authorized but Unissued	\$579,373.54
---------------------------------	-------------	---	--------------

TAX CREDIT ANALYSIS



Comments on Historical and Projected Information:
 Projections cannot be based on previous year averages because no credits were authorized or issued in FY2021 due to the COVID pandemic. Redemption projections in particular will be decreased.

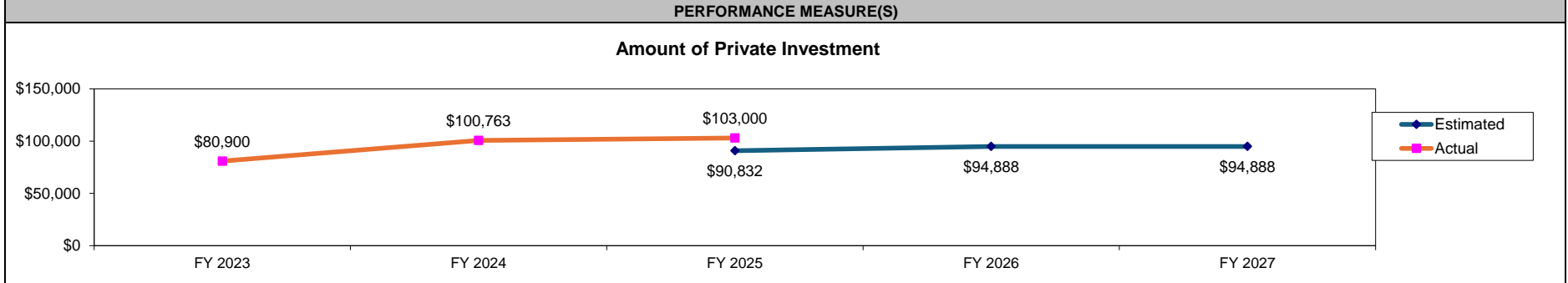
Program Name: Small Business Incubator Tax Credit Program

BENEFIT: COST ANALYSIS (includes only state revenue impacts)

	FY 2025 ACTIVITY	Other Fiscal Period (indicated time period)	Derivation of Benefits: Investment: (a) \$185,000 in Nonresidential investment spending in 2025; (b) \$10,000 in Durable Equipment spending in 2025. Employment: (a) 31 jobs in Professional, Scientific, and Technical Services at average wage rates in 2025-2034. Incentives/Credits: (a) \$59,117 in Business Incubator tax credits over years 2025-2029. Impacts occur Statewide. All Values in Constant Dollars. Assumptions provided by DED. Estimated using REMI.
BENEFITS			
Direct Fiscal Benefits	\$141,109	\$1,314,978	
Indirect Fiscal Benefits	\$161,734	\$1,507,182	
Total	\$302,843	\$2,822,160	
COSTS			
Direct Fiscal Costs	\$11,823	\$56,763	
Indirect Fiscal Costs			
Total	\$11,823	\$56,763	
BENEFIT: COST	25.61	49.72	

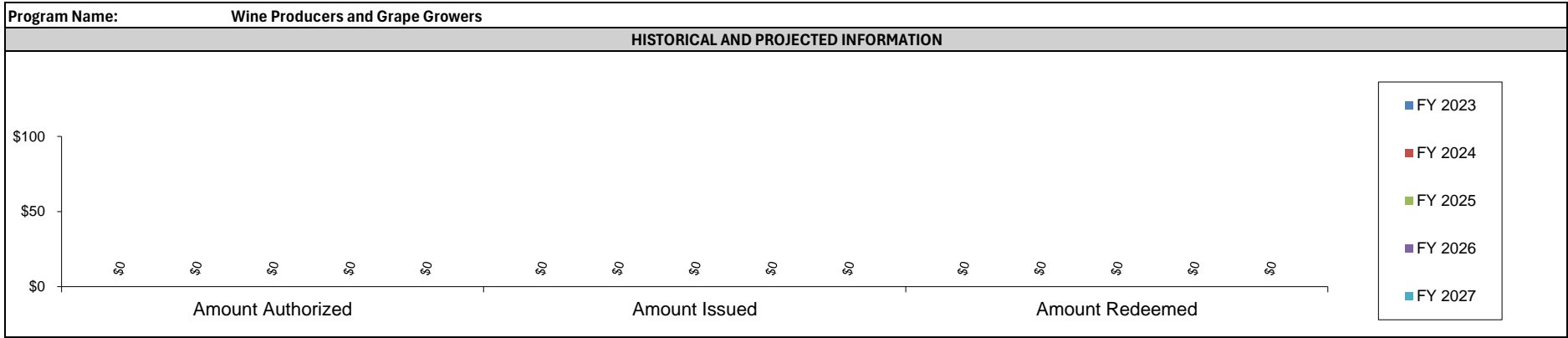
Other Benefits:

In FY-2025, every dollar of auth. program tax credits returned		Over 10 YEARS, every dollar of auth. program tax credits returned	
\$488.53 in new personal income totaling	\$5.78 million	\$1,279.05 in new personal income totaling	\$72.60 million
\$737.94 in new value-added/GSP totaling	\$8.73 million	\$1,587.77 in new value-added/GSP totaling	\$90.13 million
\$1,188.89 in new economic output totaling	\$14.06 million	\$2,530.78 in new economic output totaling	\$143.65 million



Comments on Performance Measure:

TAX CREDIT ANALYSIS




Comments on Historical and Projected Information:

Program Name: Wine Producers and Grape Growers

BENEFIT: COST ANALYSIS (includes only state revenue impacts)

	FY 2025 ACTIVITY	Other Fiscal Period (indicated time period)	Derivation of Benefits: No authorizations in FY2025.
BENEFITS			
Direct Fiscal Benefits			
Indirect Fiscal Benefits			
Total	\$0	\$0	
COSTS			
Direct Fiscal Costs			
Indirect Fiscal Costs			
Total	\$0	\$0	
BENEFIT: COST	#DIV/0!	#DIV/0!	

Other Benefits:



Comments on Performance Measure:

TAX CREDIT ANALYSIS

Program Name: Youth Opportunities Program (YOP)			
Department: Economic Development	Contact Name & No.: Christina Carver	573-536-8931	Date: Sep-25
Program Category: Domestic and Social	Type: Tax Credit		
Statutory Authority: 135.460 and 620.1100-620.1103	Applicable Taxes: Corporate franchise tax, Bank tax, Insurance premium tax, Other financial institutions tax, Express companies tax		
Tax Credit Creation Date: 1995	Year of Last Legislative Change: 2025		

Program Description and Eligibility Requirements:
 This is a contribution tax credit program which broadens and strengthens opportunities for positive development and participation in community life for youth and discourages criminal and violent behavior. Individuals, businesses and corporations having tax liability in Missouri are eligible to receive tax credits for qualified donations to approved YOP projects.

Explanation of How Award is Computed: Entitlement No Discretionary Yes
 Applications are reviewed on a competitive basis and awards made to eligible organizations for 50% on all approved project budgets prior to August 28th, 2025 and 70% of approved project budgets after August 28th, 2025.

Program Cap: Cumulative: No (remainder of cumulative cap): Annual: Yes Annual Amount: \$6 million
 Cap Shared Between Programs No Which Program(s)? _____

Explanation of Cap:
 The cap is on a calendar year. The numbers below are reported on a fiscal year.

Sunset Provision: No Date of Sunset: _____ Date of Last Sunset Extension: _____

Explanation of Expiration of Authority:

Specific Provisions: (if applicable)
 Carry forward 5 years Carry Back No Refundable No Apportioned No Appropriated No
 Sellable/Assignable No Organizations Remit an Offset No Additional Federal Deductions/Credits Available No

Comments on Specific Provisions:

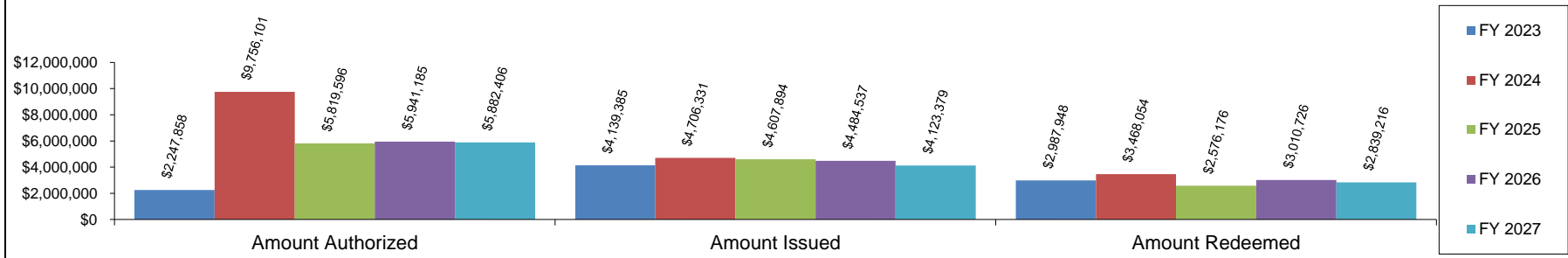
Legislative / General Assembly Action(s) During Prior Five Years:

	FY 2023 ACTUAL	FY 2024 ACTUAL	FY 2025 ACTUAL	FY 2026 (YTD)	FY 2026 (Full Year)	FY 2027 (Budget Year)
Certificates Issued (#)	1,504	1,559	1,614	102	1,559	1,413
Projects/Participants (#)	13	57	35	8	35	35
Total Projects						
Amount Authorized	\$2,247,858	\$9,756,101	\$5,819,596	\$1,036,931	\$5,941,185	\$5,882,406
Amount Issued	\$4,139,385	\$4,706,331	\$4,607,894	\$38,727	\$4,484,537	\$4,123,379
Amount Redeemed	\$2,987,948	\$3,468,054	\$2,576,176	\$0	\$3,010,726	\$2,839,216

FY 2025 EST. Amount Outstanding	\$8,083,741.93	FY 2025 EST. Amount Authorized but Unissued	\$17,406,229.93
---------------------------------	----------------	---	-----------------

TAX CREDIT ANALYSIS

Program Name: Youth Opportunities Program (YOP) **HISTORICAL AND PROJECTED INFORMATION**



Comments on Historical and Projected Information:
Redemption data does not include ___ that was offset due to delinquent taxes.

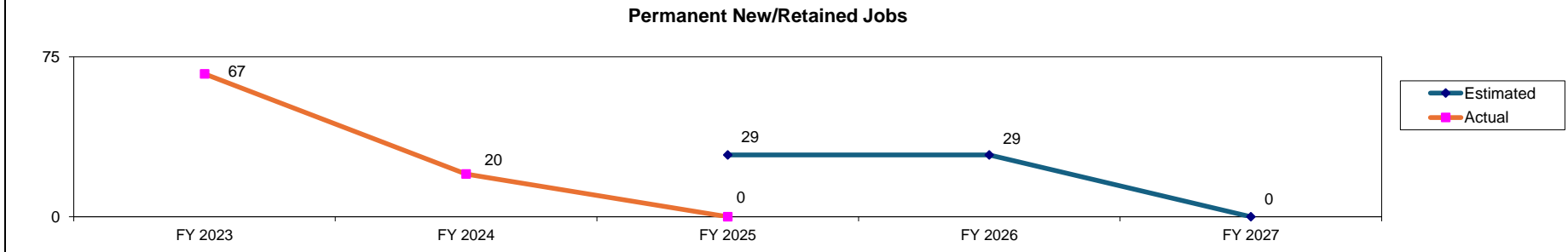
Program Name: Youth Opportunities Program (YOP) **BENEFIT: COST ANALYSIS (includes only state revenue impacts)**

	FY 2025 ACTIVITY	Other Fiscal Period (10 Years)	Derivation of Benefits: Investment: (a) \$0 in Construction spending in 2025. Employment: N/A Other Assumptions: (a) 911 HS/GED/Skills Training graduates earning \$4,461,600 in additional annual income in 2025-2034. Incentives/Credits: (a) \$5,819,596 in Youth Opportunities Program tax credits over years 2025-2030. Impacts occur Statewide. All Values in Constant Dollars. Assumptions provided by DED. Estimated using REMI.
BENEFITS			
Direct Fiscal Benefits	\$38,408	\$323,069	
Indirect Fiscal Benefits	\$187,611	\$1,578,089	
Total	\$226,019	\$1,901,158	
COSTS			
Direct Fiscal Costs	\$969,933	\$5,533,918	
Indirect Fiscal Costs			
Total	\$969,933	\$5,533,918	
BENEFIT: COST	0.23	0.34	

Other Benefits:

In FY-2025, every dollar of auth. program tax credits returned		Over 10 YEARS, every dollar of auth. program tax credits returned	
\$7.30 in new personal income totaling	\$7.08 million	\$12.65 in new personal income totaling	\$70.00 million
\$4.43 in new value-added/GSP totaling	\$4.29 million	\$6.80 in new value-added/GSP totaling	\$37.64 million
\$7.59 in new economic output totaling	\$7.36 million	\$11.55 in new economic output totaling	\$63.89 million

PERFORMANCE MEASURE(S)



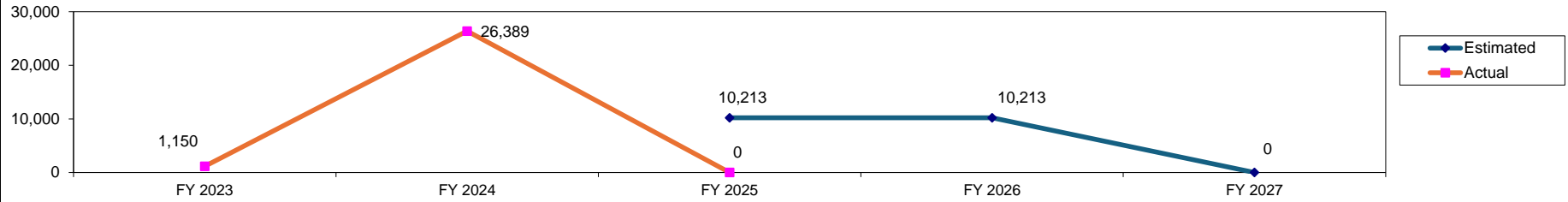
Comments on Performance Measure:
Numbers are dependent on the types of projects that were "Closed" out this fiscal year.

TAX CREDIT ANALYSIS

Program Name: Youth Opportunities Program (YOP)

PERFORMANCE MEASURE(S)

Number of Youth Learning Life Skills

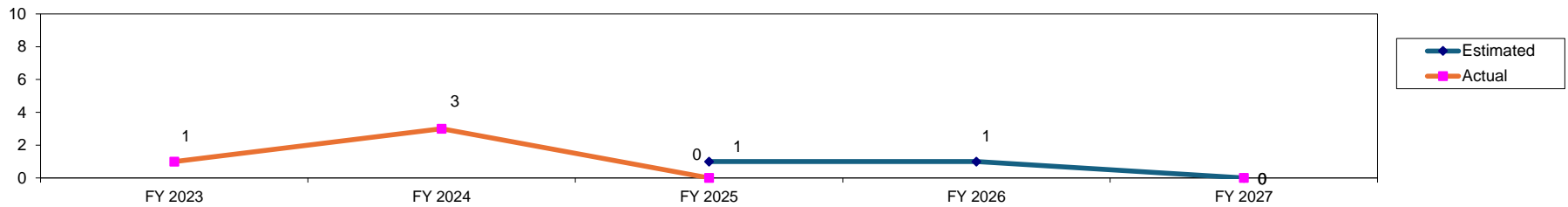


Comments on Performance Measure:

Includes individuals earning GEDs, job training and other skills necessary to become productive citizens. Numbers are dependent on the type of projects that were "Closed" out this fiscal year.

PERFORMANCE MEASURE(S)

Number of New/Renovated Facilities

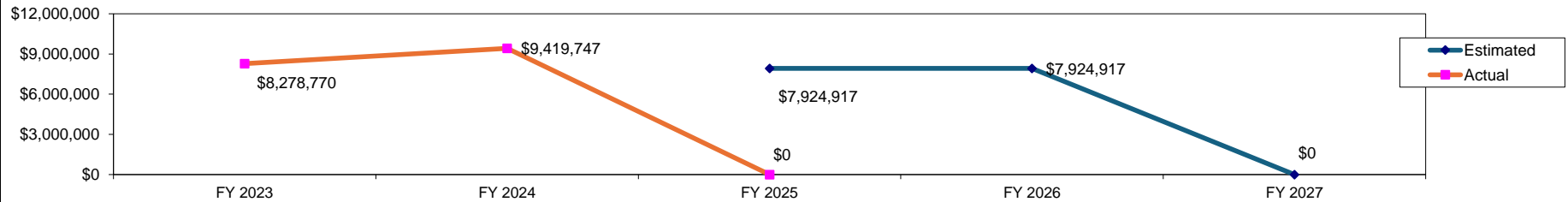


Comments on Performance Measure:

Numbers are dependent on the type of projects that "Closed" out this fiscal year.

PERFORMANCE MEASURE(S)

Amount of Private Investment



Comments on Performance Measure:

Total Private Contributions going into approved Projects.

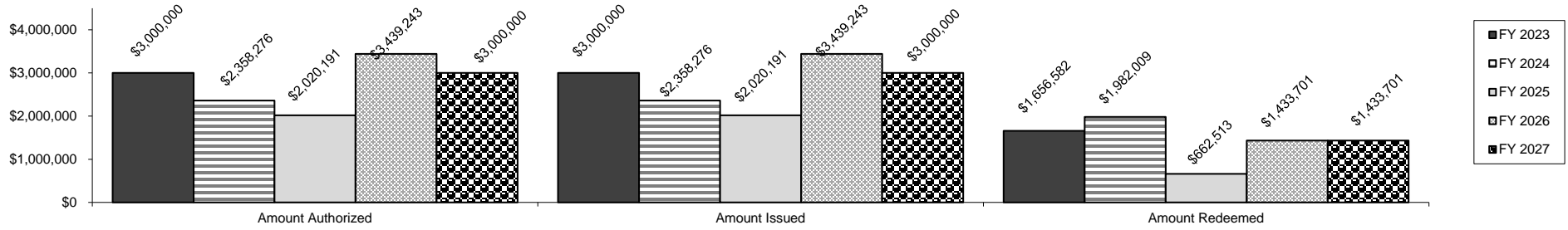
TAX CREDIT ANALYSIS

Program Name: Wood Energy									
Department: Natural Resources			Contact Name & No.: Justin Sherwood (573) 526-6508			Date: October, 2025			
Program Category: Environmental			Type:	Tax Credit	Other: N/A				
Statutory Authority: 135.300-135.311			Applicable Taxes: Tax credit on taxes otherwise due under Chapter 143 RSMo, except Sections 143.191 to 143.261 (withholding of tax).						
Tax Credit Creation Date: 1985			Year of Last Legislative Change: 2022						
Program Description and Eligibility Requirements: A Missouri wood energy producer (any person, firm or corporation that engages in the business of producing processed wood products from Missouri forest industry residue to be used as an energy source) is eligible for a tax credit on taxes otherwise due. Reenacted in 1996 by the 88th General Assembly, the credit applied to all tax periods beginning on or after January 1, 1997 and before June 30, 2013. SB 729 (2014 legislative session) extended this credit through June 30, 2020 with an annual cap of \$6 million, subject to appropriations. Statutory authority for the authorization of credits was reinstated and extended to June 30, 2028 (HB 3, First Extraordinary Session, 2022). The credit can only be used against the income tax otherwise due and is not available for use against withholding tax liabilities.									
Explanation of How Award is Computed:									
			Entitlement	<input type="checkbox"/> No	Discretionary	<input type="checkbox"/> Yes			
Credit of \$5/ton for wood products from processed wood residue. Credit of \$5/ton for wood used in charcoal production. Wood usage is inferred at 4 tons of wood residue used per ton of wood char produced.									
Program Cap: Cumulative <u>\$0</u> (remainder of cumulative cap) <u>\$0</u> Annual <u>\$6,000,000</u> None <u> </u>									
Cap Shared Between Programs			<input type="checkbox"/> No	Which Program(s)? <u>N/A</u>					
Explanation of cap: Effective August 28, 2014, there is an annual cap of \$6 million, subject to appropriations.									
Sunset Provision:									
<input type="checkbox"/> Yes		Date of Sunset <u>June, 2028</u>		Date of Last Sunset Extension <u>2022</u>					
Explanation of Expiration of Authority: HB 3 from the First Extraordinary Session (2022) extended the sunset of the Wood Energy Tax Credit from June 30, 2020, to June 30, 2028.									
Specific Provisions: (if applicable)									
Carry forward	<input type="checkbox"/> 4 years	Carry Back	<input type="checkbox"/> n/a	Refundable	<input type="checkbox"/> No	Apportioned	<input type="checkbox"/> Yes	Appropriated	<input type="checkbox"/> Yes
Sellable/Assignable	<input type="checkbox"/> Yes	Organizations Remit an Offset	<input type="checkbox"/> No	Additional Federal Deductions/Credits Available			<input type="checkbox"/> No		
Comments on Specific Provisions: The Wood Energy tax credit is assignable but not sellable.									
Legislative / General Assembly Action(s) During Prior Five Years: Statutory authority for the authorization of credits was reinstated and extended to June 30, 2028 (HB 3, First Extraordinary Session, 2022).									
	FY 2023 ACTUAL	FY 2024 ACTUAL	FY 2025 ACTUAL	FY 2026 (Year to Date)	FY 2026 (Full Year)	FY 2027 (Budget Year)			
Certificates Issued (#)	0	7	2	0	13	7			
Projects/Participants (#)	0	7	2	0	13	7			
Amount Authorized	\$3,000,000	\$2,358,276	\$2,020,191	\$0	\$3,439,243	\$3,000,000			
Amount Issued	\$3,000,000	\$2,358,276	\$2,020,191	\$0	\$3,439,243	\$3,000,000			
Amount Redeemed	\$1,656,582	\$1,982,009	\$662,513	\$0	\$1,433,701	\$1,433,701			
FY 2025 EST. Amount Outstanding \$2,343,433									
FY 2025 EST. Amount Authorized but Unissued				\$0					

TAX CREDIT ANALYSIS

Program Name: Wood Energy

HISTORICAL AND PROJECTED INFORMATION



Comments on Historical and Projected Information: (1) Credits issued are based on amount of credits processed and forwarded to the Department of Revenue (DOR) during a fiscal year. It is assumed that all credits authorized by the department are issued by DOR immediately upon receipt of our authorization. (2) Actual redeemed credit information was provided by DOR. (3) FY 2026 and FY 2027 are projections.

BENEFIT: COST ANALYSIS (includes only state revenue impacts)

	FY 2025 ACTIVITY	Other Fiscal Period (5 Year)	Derivation of Benefits: Investment: (a) N/A. Employment: (a) N/A Other Assumptions: (a) Estimated Wood Product industry sales of \$5,125,772 in 2025 based on 112,622 tons of fuel charcoal, sawdust, flour and pellets. Incentives/Credits: (a) \$2,020,191 in Wood Energy tax credits over years 2025-2029 Impacts occur Statewide. All Values in Constant Dollars. Assumptions provided by DED. Estimated using REMI
BENEFITS			
Direct Fiscal Benefits	\$75,406	\$91,387	
Indirect Fiscal Benefits	\$76,743	\$93,009	
Total	\$152,149	\$184,396	
COSTS			
Direct Fiscal Costs	\$1,010,096	\$1,969,913	
Indirect Fiscal Costs			
Total	\$1,010,096	\$1,969,913	
BENEFIT: COST	0.15	0.09	

Other Benefits:

In FY 2025, every dollar of authorized program tax credits returns:

- \$2.95 in new personal income totaling \$2.98 million
- \$4.37 in new value-added/GSP totaling \$4.41 million
- \$8.67 in new economic output totaling \$8.76 million

Over 5 YEARS, every dollar of authorized program tax credits returns:


- \$1.94 in new personal income totaling \$3.82 million
- \$2.33 in new value-added/GSP totaling \$4.59 million
- \$4.58 in new economic output totaling \$9.03

TAX CREDIT ANALYSIS

Program Name: Wood Energy

PERFORMANCE MEASURE(S)

Change in Jobs in Missouri Forestry Industry Compared to National Forest Industry Trend



Missouri Forestry Jobs	
2023	7,362
2024	6,985
2025	6,968
2026	6,958
2027	6,957

Source: Bureau of Labor Statistics, Quarterly Census of Employment and Wages

Tax Credits									
	2023 Actual		2024 Actual		2025 Actual		2026 Planned		2027 Planned
Applicants	5		7		2		13		7
Amount	\$3,000,000		\$2,358,276		\$2,020,191		\$3,439,243		\$3,000,000
Residue Used (tons)	606,269		472,590		404,038		687,849		548,953

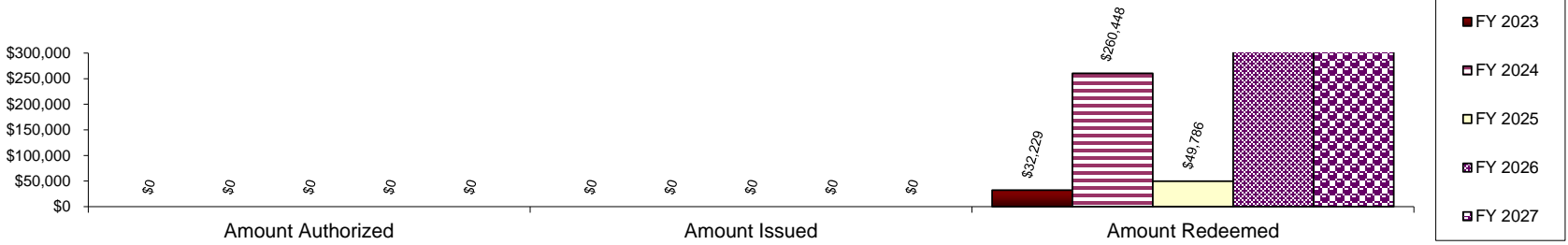
TAX CREDIT ANALYSIS

Program Name: Special Needs Adoption Tax Credit (Refundable Adoption Tax Credit - Credits authorized for tax years 2024 and after)						
Department: Revenue		Contact Name & No.: Josh Shewmaker (751-2723)			Date: August 2025	
Program Category: Domestic and Social		Type: Tax Credit	Other:			
Statutory Authority: Section 135.325 - 135.339, RSMo		Applicable Taxes: Chapter 143 RSMo				
Tax Credit Creation Date: 1997		Year of Last Legislative Change: 2023				
Program Description and Eligibility Requirements:						
<p>From March 20, 2013, through January 1, 2022, the tax credits shall only be allocated for the adoption of special needs children who are residents or wards of this state at the time the adoption is initiated. Any business entity providing funds to an employee to enable that employee to proceed in good faith with the adoption of a special needs child shall be eligible to receive a tax credit for nonrecurring adoption expenses for each child, except that only one credit is available for each special needs child adopted.</p> <p>Any person residing in this state who proceeds in good faith with the adoption of a child on or after January 1, 2022, regardless of whether such child is a special needs child, shall be eligible to receive a tax credit for nonrecurring adoption expenses for each child that may be applied to taxes due under chapter 143. The tax credit shall be allowed regardless of whether the child adopted is a resident or ward of a resident of this state at the time the adoption is initiated; however, for all fiscal years ending on or before June 30, 2024, priority shall be given to applications to claim the tax credit for special needs children who are residents or wards of residents of this state at the time the adoption is initiated. Any business entity providing funds to an employee to enable that employee to proceed in good faith with the adoption of a child shall be eligible to receive a tax credit for nonrecurring adoption expenses for each child that may be applied to taxes due under such business entity's state tax liability; except that, only one credit shall be available for each child who is adopted.</p>						
Explanation of How Award is Computed:						
Entitlement <input type="checkbox"/> Yes		Discretionary <input type="checkbox"/> No				
Individuals and businesses may claim a tax credit for the total nonrecurring adoption expense in each fiscal year that expenses are incurred. A claim for 50 percent of the credit is allowed when the child is placed in the home. A claim for the remaining 50 percent is allowed when the adoption is final. The total of the credits shall not exceed \$10,000 per child. Beginning on or after January 1, 2024, the total tax credits allowed per child shall be adjusted annually for increases in cost-of-living, if any, based on the preceding July over the level of July of the immediately preceding year of the Consumer Price Index for All Urban Consumers.						
Program Cap: Cumulative \$ _____ (remainder of cumulative cap) \$ _____ Annual \$ 6,000,000 None _____						
Cap Shared Between Programs <input type="checkbox"/> No		Which Program(s)? _____				
Explanation of Cap:						
The cumulative amount of tax credits that may be claimed by taxpayers claiming the credit for nonrecurring adoption expenses shall not exceed \$6,000,000 in any fiscal year beginning on July 1, 2021 and ending June 30, 2024. For all fiscal years beginning on or after July 1, 2024, there shall be no limit imposed on the cumulative amount of tax credits that may be claimed by taxpayers claiming the credit for nonrecurring adoption expenses.						
Sunset Provision: <input type="checkbox"/> No Date of Sunset _____ None Date of Last Sunset Extension _____ None						
Explanation of Expiration of Authority:						
Sections 135.325-135.339, RSMo, does not enact the provisions of the Missouri Sunset Act						
Specific Provisions: (if applicable)						
Carry forward <input type="checkbox"/> 4 years		Carry Back <input type="checkbox"/> n/a		Refundable <input type="checkbox"/> No		Apportioned <input type="checkbox"/> No
Sellable/Assignable <input type="checkbox"/> Yes		Organizations Remit an Offset <input type="checkbox"/> No		Additional Federal Deductions/Credits Available <input type="checkbox"/> Yes		
Comments on Specific Provisions:						
For tax years beginning on or before December 31, 2023, any amount of tax credit which exceeds the tax due may be carried forward to any subsequent tax years, not to exceed a total of 5 years for which the credit may be taken. For all tax years beginning on or after January 1, 2024, any amount of tax credit that is issued and which exceeds the tax due shall be refunded to the taxpayer; however, any tax credits carried forward from tax years beginning on or before December 31, 2023, shall not be refundable.						
Legislative / General Assembly Action(s) During Prior Five Years:						
A.L. 2021 H.B. 429 (merged with H.B. 430); Section 135.326 RSMo, definitions were modified to define child, replace "handicap" with "disabled", modify the definition of "special needs child". Section 135.327, 3. RSMo, regardless of if the child is special needs, a person who is a resident of this state and proceeds in good faith with the adoption of a child on or after January 1, 2022 may receive a tax credit for nonrecurring adoption expenses. However, priority is to be given to applications to claim the tax credit for special needs children who are a resident or ward of residents in this state at the time the adoption was initiated. Section 135.327, 4. RSMo, as of July 1, 2021, the fiscal year cap was increased from \$2 million to \$6 million.						
A.L. 2023 S.B. 24; Legislation ended the need for prioritization for fiscal years ending on or before June 30, 2024 (Section 135.327, 3., RSMo), as the fiscal year cap was removed for all fiscal years beginning on or after July 1, 2024 (Section 135.327, 4., RSMo). For all tax years beginning on or after January 1, 2024, the total tax credit allowed per child of \$10,000, is to be adjusted annually for increases in cost-of-living, based on the Consumer Price Index for All Urban Consumers, as of the preceding July over the level of the July of the immediately preceding year (Section 135.327, 4., RSMo). For all tax years beginning on or after January 1, 2024, any amount of the credit that exceeds the tax due may be refunded; however, any tax credit carried forward from tax years beginning on or before December 31, 2023 shall not be refunded, but may be carried forward, not to exceed a total of 5 years for which the credit may be taken.						
	FY 2023 ACTUAL	FY 2024 ACTUAL	FY 2025 ACTUAL	FY 2026 (year to date)	FY 2026 (Full Year)	FY 2027 (Budget Year)
Certificates Issued (#)	0	0	0	0	0	0
Projects/Participants (#)	10	63	16	0	100	100
Amount Authorized	\$0	\$0	\$0	\$0	\$0	\$0
Amount Issued	\$0	\$0	\$0	\$0	\$0	\$0
Amount Redeemed	\$32,229	\$260,448	\$49,786	\$0	\$500,000	\$500,000
FY 2025 EST. Amount Outstanding		\$240,788	FY 2025 EST. Amount Authorized but Unissued			

TAX CREDIT ANALYSIS

Program Name: Special Needs Adoption Tax Credit (Refundable Adoption Tax Credit - Credits authorized for tax years 2024 and after)

HISTORICAL AND PROJECTED INFORMATION

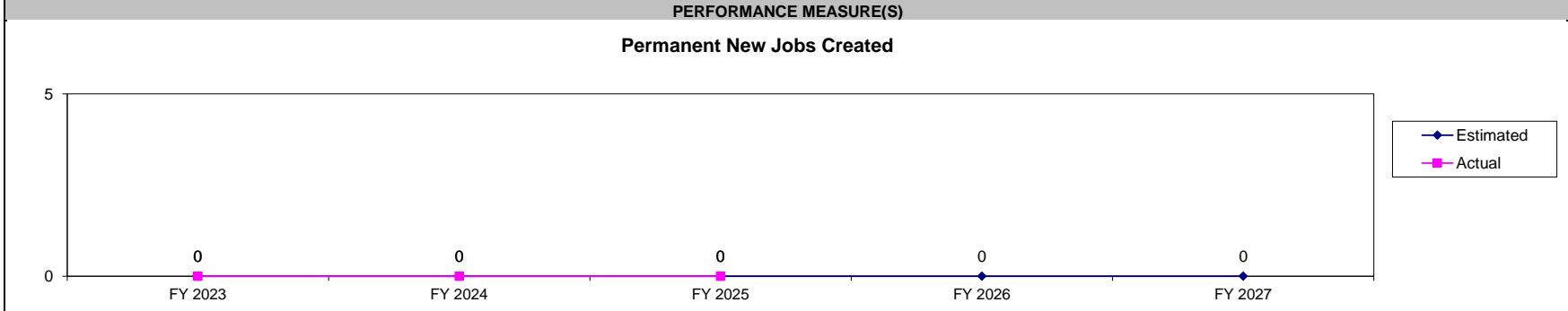


Comments on Historical and Projected Information:

BENEFIT: COST ANALYSIS (includes only state revenue impacts)		
	FY 2025 ACTIVITY	Other Fiscal Period (indicated time period)
BENEFITS		
Direct Fiscal Benefits	\$0	
Indirect Fiscal Benefits	\$1,700	
Total	\$1,700	\$0
COSTS		
Direct Fiscal Costs	\$49,786	
Indirect Fiscal Costs	\$0	
Total	\$49,786	\$0
BENEFIT: COST	0.03	#DIV/0!

Derivation of Benefits:
 The Missouri Department of Revenue, with the assistance of the Missouri Department of Economic Development, used the Regional Economic Model, Inc. (REM) to generate fiscal cost-benefit analysis for tax credit programs as required under Section 33.282, RSMo.
Other Assumptions:
 - Reduction in personal income taxes of \$49,786 in 2025.
 - Incentives/Credits of \$49,786 in Special Needs Adoption tax credits in 2025.
 - Impacts occur statewide. All values in constant dollars
 - Assumptions provided by DED.

Other Benefits:



Comments on Performance Measure:

TAX CREDIT ANALYSIS

Program Name: Refundable Adoption Tax Credit (Credits authorized for tax years 2024 and after)					
Department: Revenue		Contact Name & No.: Josh Shewmaker (751-2723)			Date: August 2025
Program Category: Domestic and Social		Type: Tax Credit	Other:		
Statutory Authority: Section 135.325 - 135.339, RSMo		Applicable Taxes: Chapter 143 RSMo			
Tax Credit Creation Date: 1997		Year of Last Legislative Change: 2023			

Program Description and Eligibility Requirements:
 Any person residing in this state who proceeds in good faith with the adoption of a child, regardless of whether such child is a special needs child, shall be eligible to receive a tax credit for nonrecurring adoption expenses for each child that may be applied to taxes due under chapter 143. The tax credit shall be allowed regardless of whether the child adopted is a resident or ward of a resident of this state at the time the adoption is initiated. Any business entity providing funds to an employee to enable that employee to proceed in good faith with the adoption of a child shall be eligible to receive a tax credit for nonrecurring adoption expenses for each child that may be applied to taxes due under such business entity's state tax liability; except that, only one credit shall be available for each child who is adopted.

Explanation of How Award is Computed: Entitlement Yes No **Discretionary** Yes No
 Individuals and businesses may claim a tax credit for the total nonrecurring adoption expense in each year that expenses are incurred. A claim for 50 percent of the credit is allowed when the child is placed in the home. A claim for the remaining 50 percent is allowed when the adoption is final. The total of the credits shall not exceed \$10,000 per child. Beginning on or after January 1, 2024, the total tax credits allowed per child shall be adjusted annually for increases in cost-of-living, if any, based on the preceding July over the level of July of the immediately preceding year of the Consumer Price Index for All Urban.

Program Cap: Cumulative \$ _____ (remainder of cumulative cap) \$ _____ Annual \$ _____ None X

Cap Shared Between Programs No **Which Program(s)?** _____

Explanation of Cap:
 For all fiscal years beginning on or after July 1, 2024, there shall be no limit imposed on the cumulative amount of tax credits that may be claimed by taxpayers claiming the credit for nonrecurring adoption expenses.

Sunset Provision: No Yes **Date of Sunset** _____ **Date of Last Sunset Extension** _____

Explanation of Expiration of Authority:
 Sections 135.325-135.339, RSMo, does not enact the provisions of the Missouri Sunset Act

Specific Provisions: (if applicable)

Carry forward n/a Yes **Carry Back** n/a Yes **Refundable** No Yes **Apportioned** No Yes **Appropriated** No Yes

Sellable/Assignable No Yes **Organizations Remit an Offset** No Yes **Additional Federal Deductions/Credits Available** No Yes

Comments on Specific Provisions:
 For all tax years beginning on or after January 1, 2024, any amount of tax credit that is issued and which exceeds the tax due shall be refunded to the taxpayer; however, any tax credits carried forward from tax years beginning on or before December 31, 2023, shall not be refundable.

Legislative / General Assembly Action(s) During Prior Five Years:
 A.L. 2021 H.B. 429 (merged with H.B. 430); Section 135.326 RSMo, definitions were modified to define child, replace "handicap" with "disabled", modify the definition of "special needs child". Section 135.327, 3. RSMo, regardless of if the child is special needs, a person who is a resident of this state and proceeds in good faith with the adoption of a child on or after January 1, 2022 may receive a tax credit for nonrecurring adoption expenses. However, priority is to be given to applications to claim the tax credit for special needs children who are a resident or ward of residents in this state at the time the adoption was initiated. Section 135.327, 4. RSMo, as of July 1, 2021, the fiscal year cap was increased from \$2 million to \$6 million.
 A.L. 2023 S.B. 24; Legislation ended the need for prioritization for fiscal years ending on or before June 30, 2024 (Section 135.327, 3., RSMo), as the fiscal year cap was removed for all fiscal years beginning on or after July 1, 2024 (Section 135.327,4., RSMo). For all tax years beginning on or after January 1, 2024, the total tax credit allowed per child of \$10,000, is to be adjusted annually for increases in cost-of-living, based on the Consumer Price Index for All Urban Consumers, as of the preceding July over the level of the July of the immediately preceding year (Section 135.327, 4., RSMo). For all tax years beginning on or after January 1, 2024, any amount of the credit that exceeds the tax due may be refunded; however, any tax credit carried forward from tax years beginning on or before December 31, 2023 shall not be refunded, but may be carried forward, not to exceed a total of 5 years for which the credit may be taken.

	FY 2023 ACTUAL	FY 2024 ACTUAL	FY 2025 ACTUAL	FY 2026 (year to date)	FY 2026 (Full Year)	FY 2027 (Budget Year)
Certificates Issued (#)	0	0	0	0	0	0
Projects/Participants (#)	0	0	15	0	0	0
Amount Authorized	\$0	\$0	\$0	\$0	\$100	\$100
Amount Issued	\$0	\$0	\$0	\$0	\$0	\$0
Amount Redeemed	\$0	\$0	\$114,443	\$0	\$500,000	\$500,000

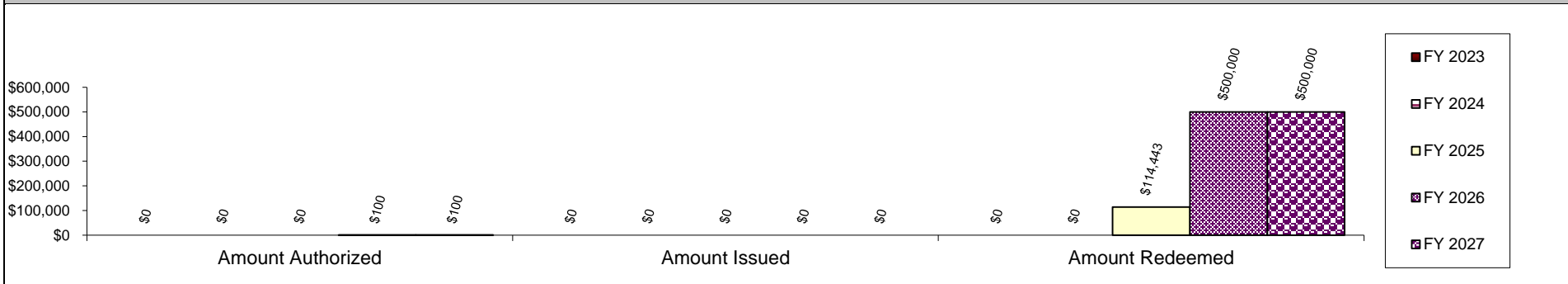
FY 2025 EST. Amount Outstanding \$ 0 as of 8/12/2025 **FY 2025 EST. Amount Authorized but Unissued** \$ 0 as of 8/12/2025

FY22 and FY23 above reflect zeros, as the Refundable Adoption Tax Credit became effective on January 1, 2024. For credits authorized prior to this date, see the accountability report for special needs adoption tax credit.

TAX CREDIT ANALYSIS

Program Name: Refundable Adoption Tax Credit (Credits authorized for tax years 2024 and after)

HISTORICAL AND PROJECTED INFORMATION



Comments on Historical and Projected Information:

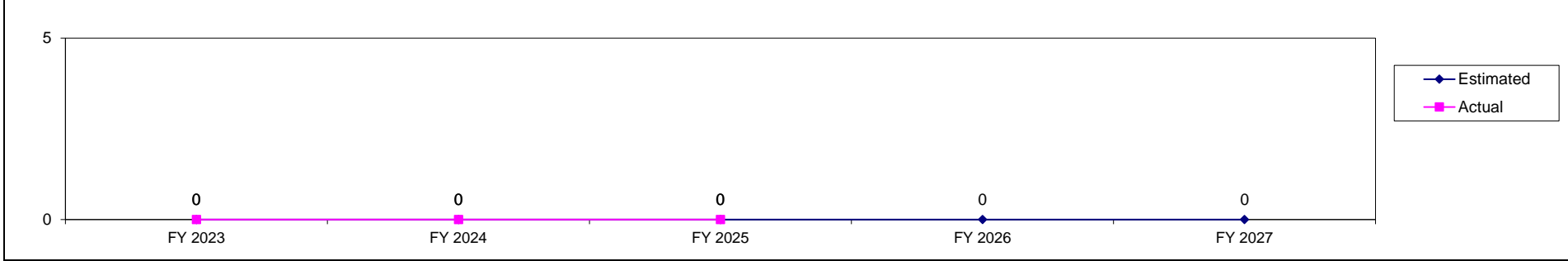
BENEFIT: COST ANALYSIS (includes only state revenue impacts)

	FY 2025 ACTIVITY	Other Fiscal Period (indicated time period)	Derivation of Benefits:
BENEFITS			
Direct Fiscal Benefits			
Indirect Fiscal Benefits			
Total	\$0	\$0	
COSTS			
Direct Fiscal Costs			
Indirect Fiscal Costs			
Total	\$0	\$0	
BENEFIT: COST	#DIV/0!	#DIV/0!	

Other Benefits:

PERFORMANCE MEASURE(S)

Permanent New Jobs Created



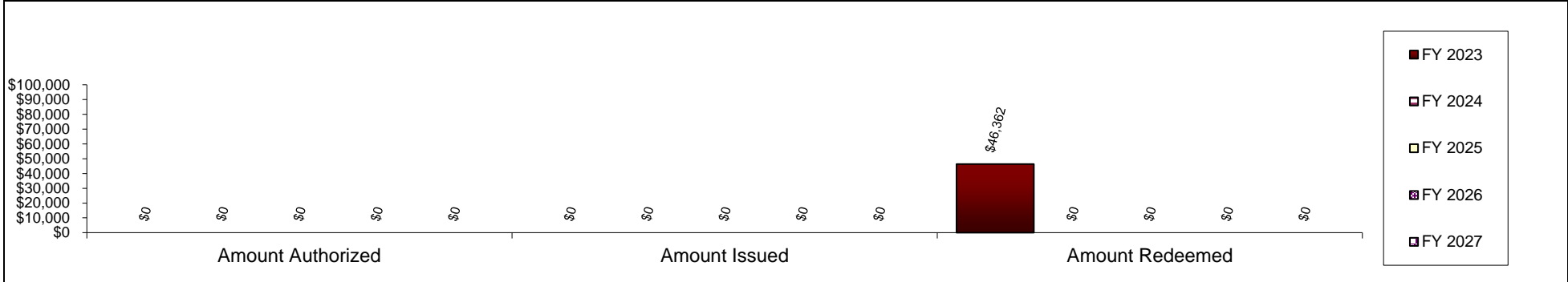
Comments on Performance Measure:

TAX CREDIT ANALYSIS

Program Name: Bank Franchise Tax																																											
Department: Revenue	Contact Name & No.: Josh Shewmaker (526-2723)																																										
Program Category: Financial and Insurance	Date: August 2025																																										
Statutory Authority: Section 148.064. RSMo	Type: Tax Credit Other: N/A																																										
Tax Credit Creation Date: 2001	Applicable Taxes: Chapter 143 and 148 RSMo																																										
	Year of Last Legislative Change: 2019																																										
Program Description and Eligibility Requirements: A banking institution shall be entitled to an annual tax credit equal to 1/60th of 1 percent of its outstanding shares and surplus employed in this state if the outstanding shares and surplus exceed \$1 million, as determined in Section 147.010 RSMo. For all tax years beginning on or after January 1, 2020, no tax credit shall be authorized under this subsection.																																											
Explanation of How Award is Computed: This tax credit is taken as a dollar-for-dollar credit against the bank tax provided for in Section 148.030.2(2), RSMo, if such tax was already reduced to zero by other credits, than the remaining credit may be taken against the corporation income tax provided for in Chapter 143, RSMo. Section 148.030.2(2), RSMo, indicates how the tax credit shall be taken: "The amount determined under this subdivision shall be 7 percent of the taxpayer's net income for the income period from which product shall be subtracted the sum of the amount determined under subdivision 1 of this section and the credits allowable under subsection 3 of this section. However, the amount determined under this subdivision shall not be less than zero."	Entitlement <input type="checkbox"/> Yes <input type="checkbox"/> Discretionary <input type="checkbox"/> Choose <input type="checkbox"/>																																										
Program Cap: Cumulative \$ _____ (remainder of cumulative cap) \$ _____ Annual \$ _____ None _____																																											
Cap Shared Between Programs <input type="checkbox"/> No <input type="checkbox"/> Which Program(s)? _____ N/A _____																																											
Explanation of Cap: None																																											
Sunset Provision: <input type="checkbox"/> No <input type="checkbox"/> Date of Sunset _____ None _____ Date of Last Sunset Extension _____ None _____																																											
Explanation of Expiration of Authority: Sunset provisions were not specifically invoked, however, A.L. 2019, S.B. 174 specifies, "For all tax years beginning on or after January 1, 2020, no tax credit shall be authorized under this subsection."																																											
Specific Provisions: (if applicable) Carry forward <input type="checkbox"/> n/a <input type="checkbox"/> Carry Back <input type="checkbox"/> n/a <input type="checkbox"/> Refundable <input type="checkbox"/> No <input type="checkbox"/> Apportioned <input type="checkbox"/> No <input type="checkbox"/> Appropriated <input type="checkbox"/> No <input type="checkbox"/> Sellable/Assignable <input type="checkbox"/> Yes <input type="checkbox"/> Organizations Remit an Offset <input type="checkbox"/> No <input type="checkbox"/> Additional Federal Deductions/Credits Available <input type="checkbox"/> No <input type="checkbox"/>																																											
Comments on Specific Provisions: There were no redemptions of this credit in FY2024 or FY2025.																																											
Legislative / General Assembly Action(s) During Prior Five Years: A.L. 2019 S.B. 174; no additional tax credits shall be authorized under this subsection starting January 1, 2020. However, taxpayers can file prior year returns for tax period in which credits were previously approved.																																											
	<table border="1" style="width: 100%; border-collapse: collapse;"> <thead> <tr> <th></th> <th>FY 2023 ACTUAL</th> <th>FY 2024 ACTUAL</th> <th>FY 2025 ACTUAL</th> <th>FY 2026 (year to date)</th> <th>FY 2026 (Full Year)</th> <th>FY 2027 (Budget Year)</th> </tr> </thead> <tbody> <tr> <td>Certificates Issued (#)</td> <td style="text-align: center;">0</td> <td style="text-align: center;">0</td> <td style="text-align: center;">0</td> <td style="text-align: center;">0</td> <td style="text-align: center;">0</td> <td style="text-align: center;">0</td> </tr> <tr> <td>Projects/Participants (#)</td> <td style="text-align: center;">3</td> <td style="text-align: center;">0</td> <td style="text-align: center;">0</td> <td style="text-align: center;">0</td> <td style="text-align: center;">0</td> <td style="text-align: center;">0</td> </tr> <tr> <td>Amount Authorized</td> <td style="text-align: center;">\$0</td> <td style="text-align: center;">\$0</td> <td style="text-align: center;">\$0</td> <td style="text-align: center;">\$0</td> <td style="text-align: center;">\$0</td> <td style="text-align: center;">\$0</td> </tr> <tr> <td>Amount Issued</td> <td style="text-align: center;">\$0</td> <td style="text-align: center;">\$0</td> <td style="text-align: center;">\$0</td> <td style="text-align: center;">\$0</td> <td style="text-align: center;">\$0</td> <td style="text-align: center;">\$0</td> </tr> <tr> <td>Amount Redeemed</td> <td style="text-align: center;">\$46,362</td> <td style="text-align: center;">\$0</td> <td style="text-align: center;">\$0</td> <td style="text-align: center;">\$0</td> <td style="text-align: center;">\$0</td> <td style="text-align: center;">\$0</td> </tr> </tbody> </table>		FY 2023 ACTUAL	FY 2024 ACTUAL	FY 2025 ACTUAL	FY 2026 (year to date)	FY 2026 (Full Year)	FY 2027 (Budget Year)	Certificates Issued (#)	0	0	0	0	0	0	Projects/Participants (#)	3	0	0	0	0	0	Amount Authorized	\$0	\$0	\$0	\$0	\$0	\$0	Amount Issued	\$0	\$0	\$0	\$0	\$0	\$0	Amount Redeemed	\$46,362	\$0	\$0	\$0	\$0	\$0
	FY 2023 ACTUAL	FY 2024 ACTUAL	FY 2025 ACTUAL	FY 2026 (year to date)	FY 2026 (Full Year)	FY 2027 (Budget Year)																																					
Certificates Issued (#)	0	0	0	0	0	0																																					
Projects/Participants (#)	3	0	0	0	0	0																																					
Amount Authorized	\$0	\$0	\$0	\$0	\$0	\$0																																					
Amount Issued	\$0	\$0	\$0	\$0	\$0	\$0																																					
Amount Redeemed	\$46,362	\$0	\$0	\$0	\$0	\$0																																					
FY 2025 EST. Amount Outstanding \$ 0 as of 8/12/2025	FY 2025 EST. Amount Authorized but Unissued \$ 0 as of 8/12/2025																																										

TAX CREDIT ANALYSIS

Program Name: Bank Franchise Tax **HISTORICAL AND PROJECTED INFORMATION**



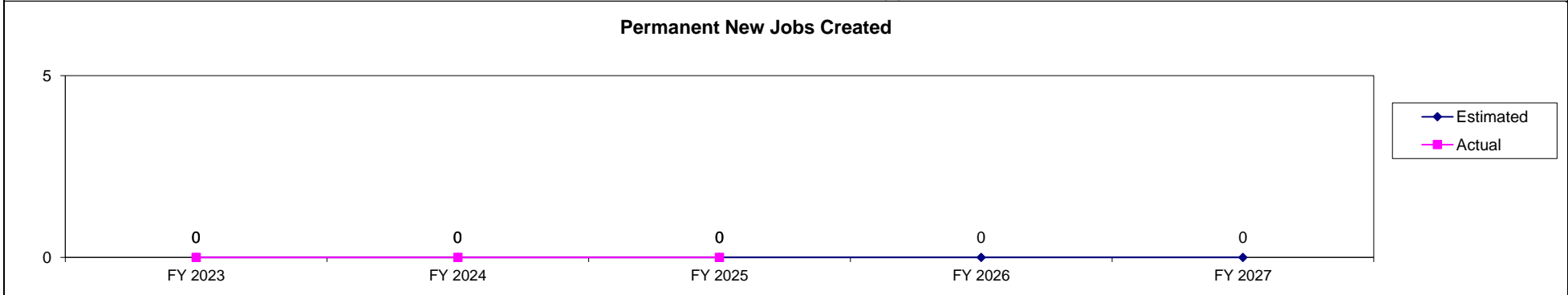
Comments on Historical and Projected Information:

BENEFIT: COST ANALYSIS (includes only state revenue impacts)

	FY 2025 ACTIVITY	Other Fiscal Period (indicated time period)	Derivation of Benefits:
BENEFITS			No authorizations, issuances, or redemptions for FY2025.
Direct Fiscal Benefits			
Indirect Fiscal Benefits			
Total	\$0	\$0	
COSTS			
Direct Fiscal Costs			
Indirect Fiscal Costs			
Total	\$0	\$0	
BENEFIT: COST	#DIV/0!	#DIV/0!	

Other Benefits:

PERFORMANCE MEASURE(S)



Comments on Performance Measure:

TAX CREDIT ANALYSIS

Program Name: Bank Tax Credit for S Corporation Shareholders			
Department: Revenue	Contact Name & No.: Josh Shewmaker (526-2723)		Date: August 2025
Program Category: Financial and Insurance	Type: Tax Credit	Other:	
Statutory Authority: Section 143.471, RSMo	Applicable Taxes: Section 148 Financial Institutions		
Tax Credit Creation Date: 1999	Year of Last Legislative Change: 2018		

Program Description and Eligibility Requirements:
 The credit authorized in Section 143.471, RSMo, is given only to shareholders that qualify as S corporation shareholders, if the stock at all times during the taxable period qualifies as S corporation stock as defined in 26 U.S.C. Section 1361, and such stock is held by the stockholder during the taxable period. A pro rata share of the tax credit for the tax payable pursuant to Chapter 148, RSMo, shall be allowed against each corporation shareholder's state income tax, if the bank otherwise complies with Section 148.112, RSMo.

Explanation of How Award is Computed:	Entitlement <input type="checkbox"/> Yes	Discretionary <input type="checkbox"/> No
--	---	--

The credit allowed by Section 143.471 RSMo, shall be equal to the bank tax calculated pursuant to Chapter 148, RSMo, based on bank income in 1999 and after, on a bank that makes an election pursuant to 26 U.S.C. Section 1362, and such credit shall be allocated to the qualifying shareholder according to the stock ownership, determined by multiplying a fraction where the numerator is the shareholder's stock and the denominator is the total stock issued by such bank or bank holding company.

Program Cap: Cumulative \$ _____ (remainder of cumulative cap) \$ _____	Annual \$ _____	None <input checked="" type="checkbox"/> X
Cap Shared Between Programs <input type="checkbox"/> No	Which Program(s)? N/A	

Explanation of Cap:
None

Sunset Provision: <input type="checkbox"/> No	Date of Sunset _____	None	Date of Last Sunset Extension _____	N/A
--	----------------------	------	-------------------------------------	-----

Explanation of Expiration of Authority:
 There are no sunset provisions pursuant to Section 143.471, RSMo.

Specific Provisions: (if applicable)				
Carry forward <input type="checkbox"/> 5 years	Carry Back <input type="checkbox"/> n/a	Refundable <input type="checkbox"/> No	Apportioned <input type="checkbox"/> No	Appropriated <input type="checkbox"/> No
Sellable/Assignable <input type="checkbox"/> No	Organizations Remit an Offset <input type="checkbox"/> No	Additional Federal Deductions/Credits Available <input type="checkbox"/> Yes		

Comments on Specific Provisions:
 Section 143.471,10,(3) RSMo. The tax credit may be carried forward for a period of the lesser of five years or until used, provided such credits are used as soon as the taxpayer has Missouri taxable income.

Legislative / General Assembly Action(s) During Prior Five Years:
None

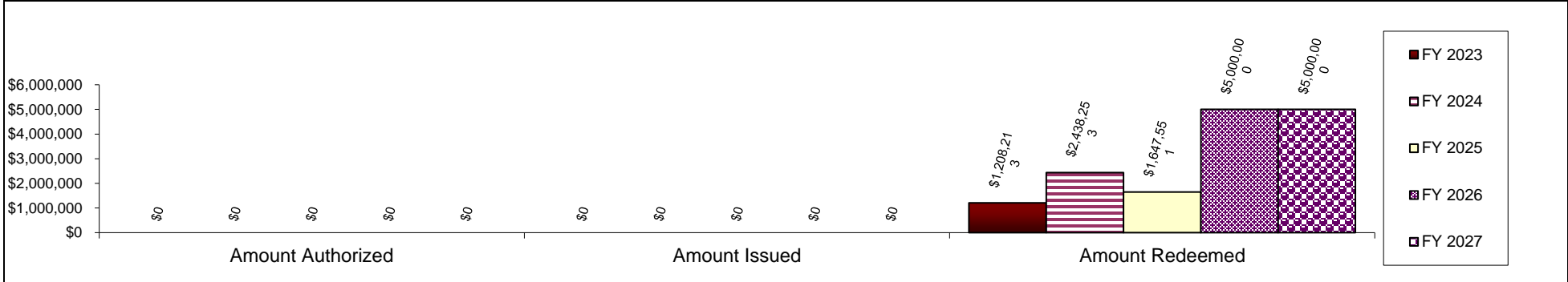
	FY 2023 ACTUAL	FY 2024 ACTUAL	FY 2025 ACTUAL	FY 2026 (year to date)	FY 2026 (Full Year)	FY 2027 (Budget Year)
Certificates Issued (#)	0	0	0	0	0	0
Projects/Participants (#)	612	624	545	0	690	600
Amount Authorized	\$0	\$0	\$0	\$0	\$0	\$0
Amount Issued	\$0	\$0	\$0	\$0	\$0	\$0
Amount Redeemed	\$1,208,213	\$2,438,253	\$1,647,551	\$0	\$5,000,000	\$5,000,000

FY 2025 EST. Amount Outstanding	\$3,363,847	FY 2025 EST. Amount Authorized but Unissued	\$
---------------------------------	-------------	---	----

TAX CREDIT ANALYSIS

Program Name: Bank Tax Credit for S Corporation Shareholders

HISTORICAL AND PROJECTED INFORMATION



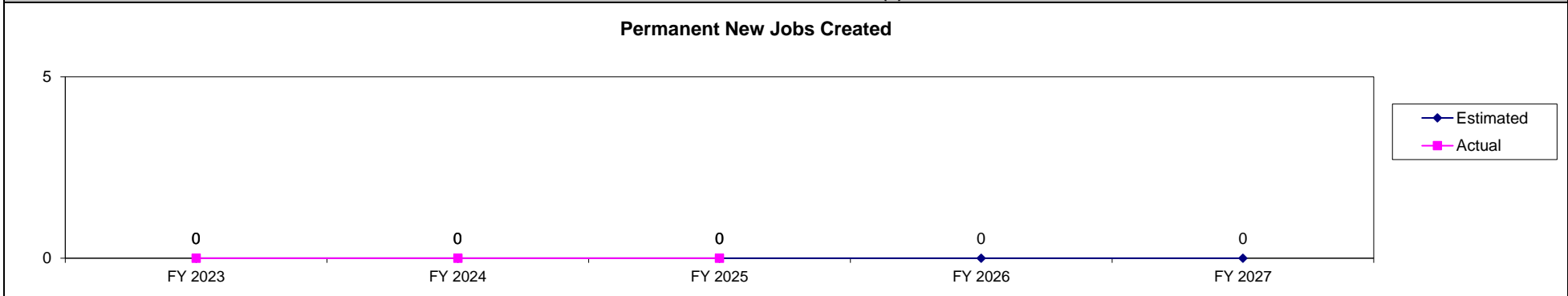
Comments on Historical and Projected Information:

BENEFIT: COST ANALYSIS (includes only state revenue impacts)

	FY 2025 ACTIVITY	Other Fiscal Period (indicated time period)	Derivation of Benefits: The Missouri Department of Revenue, with the assistance of the Missouri Department of Economic Development, used the Regional Economic Model, Inc. (REMI) to generate fiscal cost-benefit analysis for tax credit programs as required in Section 33.282, RSMo. Other Assumptions: - Reduction in personal income taxes of \$1,647,551 in 2025. - Incentives/credits of \$1,647,551 in tax credits for S Corporation Shareholders in 2025. - Impacts occur statewide. All values in constant dollars - Assumptions provided by DED
BENEFITS			
Direct Fiscal Benefits	\$0		
Indirect Fiscal Benefits	\$56,268		
Total	\$56,268	\$0	
COSTS			
Direct Fiscal Costs	\$1,647,551		
Indirect Fiscal Costs	\$0		
Total	\$1,647,551	\$0	
BENEFIT: COST	0.03	#DIV/0!	

Other Benefits:

PERFORMANCE MEASURE(S)



Comments on Performance Measure:

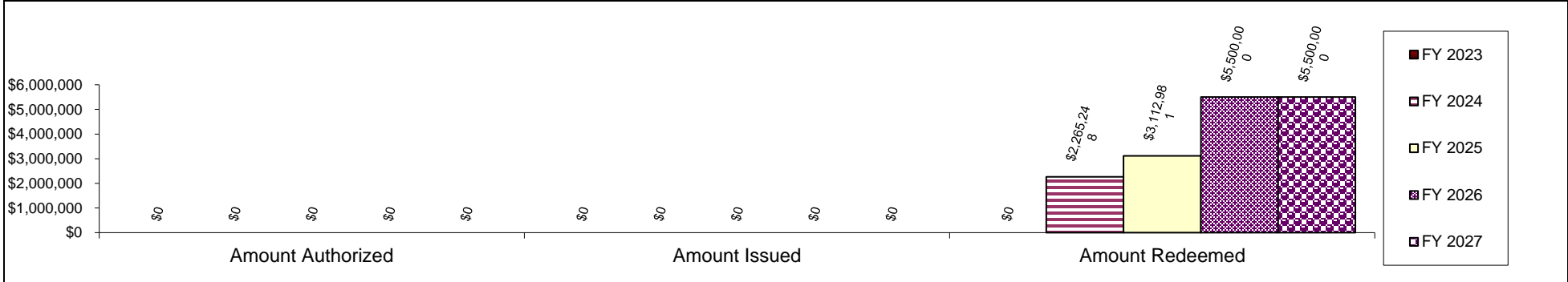
TAX CREDIT ANALYSIS

Program Name: Biodiesel Producer Tax Credit						
Department: Revenue		Contact Name & No.: Josh Shewmaker (526-2723)			Date: August 2025	
Program Category: Environmental		Type: Tax Credit	Other:			
Statutory Authority: Section 135.778 RSMO		Applicable Taxes: Section chapter 143 RSMo, excluding tax imposed by sections 143.191 to 143.265				
Tax Credit Creation Date:		Year of Last Legislative Change: 2023				
Program Description and Eligibility Requirements: For all tax years beginning on or after January 1, 2023, a Missouri biodiesel producer shall be allowed a tax credit to be taken against the producer's state income tax liability. For any Missouri biodiesel producer with a tax year beginning prior to January 1, 2023, but ending during the 2023 calendar year, such Missouri biodiesel producer shall be allowed a tax credit for the amount of biodiesel fuel produced during the portion of such tax year that occurs during the 2023 calendar year.						
Explanation of How Award is Computed:		Entitlement <input type="checkbox"/> Yes	Discretionary <input type="checkbox"/> No			
The amount of the tax credit shall be two cents per gallon of biodiesel fuel produced by the Missouri biodiesel producer during the tax year for which the tax credit is claimed.						
Program Cap: Cumulative \$ _____ (remainder of cumulative cap) \$ _____ Annual \$ 5,500,000 None _____						
Cap Shared Between Programs <input type="checkbox"/> No		Which Program(s)? _____ None _____				
Explanation of Cap: The total amount of tax credits issued under this section for any given fiscal year shall not exceed five million five hundred thousand dollars, which shall be authorized on a first-come, first-served basis.						
Sunset Provision: <input type="checkbox"/> Yes		Date of Sunset 31-Dec-28		Date of Last Sunset Extension _____		
Explanation of Expiration of Authority: This section shall automatically sunset on December 31, 2028, unless reauthorized by an act of the general assembly.						
Specific Provisions: (if applicable)						
Carry forward <input type="checkbox"/> n/a		Carry Back <input type="checkbox"/> n/a		Refundable <input type="checkbox"/> Yes	Apportioned <input type="checkbox"/> No	Appropriated <input type="checkbox"/> No
Sellable/Assignable <input type="checkbox"/> No		Organizations Remit an Offset <input type="checkbox"/> No		Additional Federal Deductions/Credits Available <input type="checkbox"/> No		
Comments on Specific Provisions:						
Legislative / General Assembly Action(s) During Prior Five Years: A.L. 2023, H.B. 202 (merged with S.B. 138); Modified Section 135.778,2 RSMo to allow a tax credit for any Missouri biodiesel producer with a tax year beginning prior to January 1, 2023, but ending during the 2023 calendar year, for the amount of biodiesel fuel produced during the portion of such tax year that occurs during the 2023 calendar year. Increased the annual fiscal year cap from \$4 million to \$5.5 million. Removed language requiring apportionment if the fiscal year cap was met. The credit is now issued on a first-come, first-serve basis. Removed language sharing any excess cap with the biodiesel retailer and distributor tax credit (Section 135.775, RSMo).						
	FY 2023 ACTUAL	FY 2024 ACTUAL	FY 2025 ACTUAL	FY 2026 (year to date)	FY 2026 (Full Year)	FY 2027 (Budget Year)
Certificates Issued (#)	0	0	0	0	0	0
Projects/Participants (#)	0	2	6	0	0	0
Amount Authorized	\$0	\$0	\$0	\$0	\$0	\$0
Amount Issued	\$0	\$0	\$0	\$0	\$0	\$0
Amount Redeemed	\$0	\$2,265,248	\$3,112,981	\$0	\$5,500,000	\$5,500,000
FY 2025 EST. Amount Outstanding		\$ 0 as of 8/12/2025		FY 2025 EST. Amount Authorized but Unissued		\$ 0 as of 8/12/2025

TAX CREDIT ANALYSIS

Program Name: Biodiesel Producer Tax Credit

HISTORICAL AND PROJECTED INFORMATION



Comments on Historical and Projected Information:

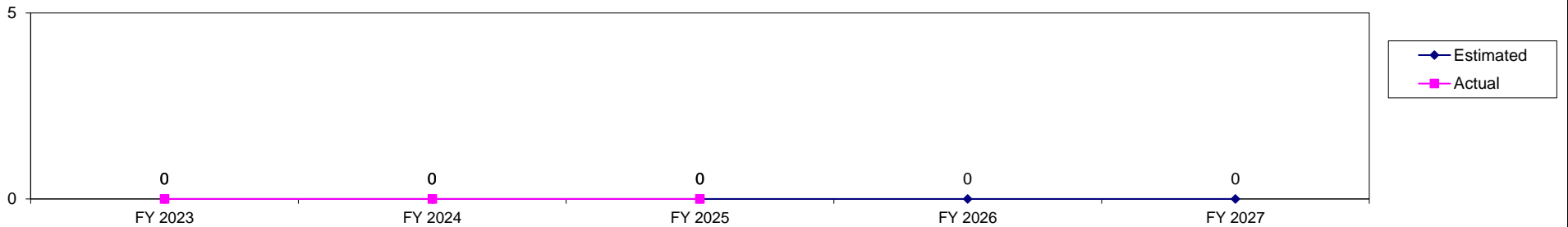
BENEFIT: COST ANALYSIS (includes only state revenue impacts)

	FY 2025 ACTIVITY	Other Fiscal Period (indicated time period)	Derivation of Benefits:
BENEFITS			
Direct Fiscal Benefits			
Indirect Fiscal Benefits			
Total	\$0	\$0	
COSTS			
Direct Fiscal Costs			
Indirect Fiscal Costs			
Total	\$0	\$0	
BENEFIT: COST	#DIV/0!	#DIV/0!	

Other Benefits:

PERFORMANCE MEASURE(S)

Permanent New Jobs Created



Comments on Performance Measure:

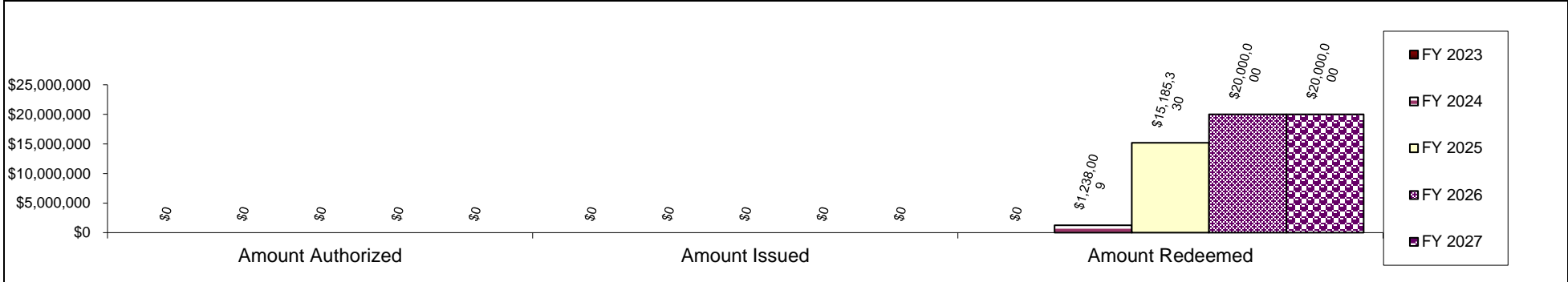
TAX CREDIT ANALYSIS

Program Name: Biodiesel Retailer and Distributor Tax Credit						
Department: Revenue		Contact Name & No.: Josh Shewmaker (526-2723)			Date: August 2025	
Program Category: Environmental		Type: Tax Credit	Other:			
Statutory Authority: Section 135.775 RSMO		Applicable Taxes: Section 143 RSMo, excluding tax imposed by sections 143.191 to 143.265				
Tax Credit Creation Date: 2023		Year of Last Legislative Change: 2023				
Program Description and Eligibility Requirements: For all tax years beginning on or after January 1, 2023, a retail dealer that sells a biodiesel blend at a retail service station or a distributor that sells a biodiesel blend directly to the final user located in this state shall be allowed a tax credit to be taken against the retail dealer or distributor's state income tax liability. For any retail dealer or distributor with a tax year beginning prior to January 1, 2023, but ending during the 2023 calendar year, such retail dealer or distributor shall be allowed a tax credit for the amount of biodiesel blend sold during the portion of such tax year that occurs during the 2023 calendar year.						
Explanation of How Award is Computed: The amount of the credit shall be equal to:		Entitlement <input type="checkbox"/> Yes		Discretionary <input type="checkbox"/> No		
<p>(1) Two cents per gallon of biodiesel blend of at least five percent but not more than ten percent sold by the retail dealer at a retail service station or by a distributor directly to the final user located in this state during the tax year for which the tax credit is claimed; and</p> <p>(2) Five cents per gallon of biodiesel blend in excess of ten percent but not more than twenty percent sold by the retail dealer at a retail service station or by a distributor directly to the final user located in this state during the tax year for which the tax credit is claimed.</p>						
Program Cap: Cumulative \$ _____ (remainder of cumulative cap) \$ _____ Annual \$ <u>16,000,000</u> None _____						
Cap Shared Between Programs <input type="checkbox"/> No		Which Program(s)? _____ None				
Explanation of Cap: The total amount of tax credits issued under this section for any given fiscal year shall not exceed sixteen million dollars. In the event the total amount of tax credits claimed under this section exceeds the amount of available tax credits, the tax credits shall be apportioned among all eligible retail dealers and distributors claiming a tax credit by April fifteenth, or as directed by section 143.851, of the fiscal year in which the tax credit is claimed.						
Sunset Provision: <input type="checkbox"/> Yes		Date of Sunset <u>31-Dec-28</u>		Date of Last Sunset Extension _____		
Explanation of Expiration of Authority: This section shall automatically sunset on December 31, 2028, unless reauthorized by an act of the general assembly.						
Specific Provisions: (if applicable)						
Carry forward <input type="checkbox"/> n/a		Carry Back <input type="checkbox"/> n/a		Refundable <input type="checkbox"/> Yes		Apportioned <input type="checkbox"/> Yes
Sellable/Assignable <input type="checkbox"/> No		Organizations Remit an Offset <input type="checkbox"/> No		Additional Federal Deductions/Credits Available <input type="checkbox"/> No		
Comments on Specific Provisions:						
Legislative / General Assembly Action(s) During Prior Five Years: A.L. 2023, H.B. 202 (merged with S.B. 138); Modified Section 135.775,2 RSMo to allow a tax credit for any retail dealer or distributor with a tax year beginning prior to January 1, 2023, but ending during the 2023 calendar year, for the amount of biodiesel blend sold during the portion of such tax year that occurs during the 2023 calendar year. Removed language sharing any excess cap with the biodiesel retailer and distributor tax credit (Section 135.775, RSMo).						
	FY 2023 ACTUAL	FY 2024 ACTUAL	FY 2025 ACTUAL	FY 2026 (year to date)	FY 2026 (Full Year)	FY 2027 (Budget Year)
Certificates Issued (#)	0	0	0	0	0	0
Projects/Participants (#)	0	4	15	0	0	0
Amount Authorized	\$0	\$0	\$0	\$0	\$0	\$0
Amount Issued	\$0	\$0	\$0	\$0	\$0	\$0
Amount Redeemed	\$0	\$1,238,009	\$15,185,330	\$0	\$20,000,000	\$20,000,000
FY 2025 EST. Amount Outstanding \$ _____		FY 2025 EST. Amount Authorized but Unissued \$ _____				

TAX CREDIT ANALYSIS

Program Name: Biodiesel Retailer and Distributor Tax Credit

HISTORICAL AND PROJECTED INFORMATION



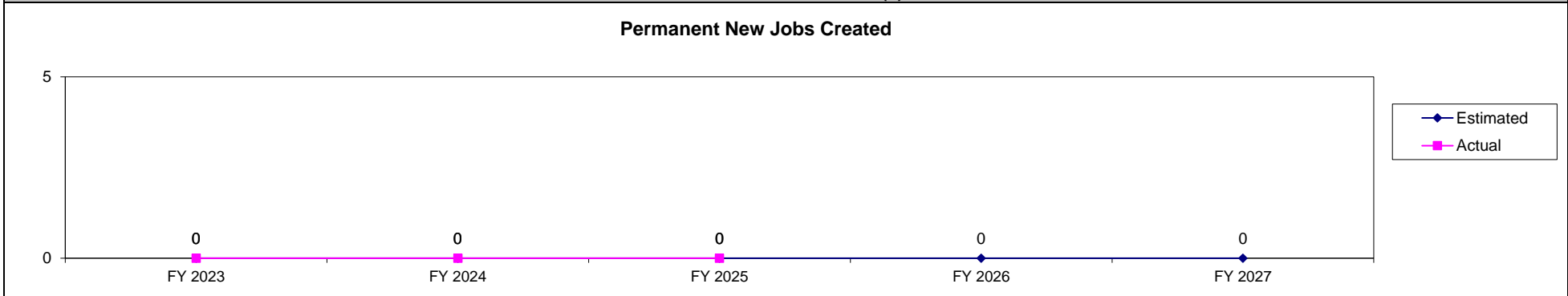
Comments on Historical and Projected Information:

BENEFIT: COST ANALYSIS (includes only state revenue impacts)

	FY 2025 ACTIVITY	Other Fiscal Period (indicated time period)	Derivation of Benefits:
BENEFITS			
Direct Fiscal Benefits			
Indirect Fiscal Benefits			
Total	\$0	\$0	
COSTS			
Direct Fiscal Costs			
Indirect Fiscal Costs			
Total	\$0	\$0	
BENEFIT: COST	#DIV/0!	#DIV/0!	

Other Benefits:

PERFORMANCE MEASURE(S)



Comments on Performance Measure:

TAX CREDIT ANALYSIS

Program Name: Champion for Children		Contact Name & No.: Josh Shewmaker (526-2723)		Date: August 2025	
Program Category: Domestic and Social		Type: Tax Credit	Other:		
Statutory Authority: Section 135.341, RSMo		Applicable Taxes: Chapter 143, excluding Sections 143.191-143.265, RSMo			
Tax Credit Creation Date: 2013		Year of Last Legislative Change: 2018			

Program Description and Eligibility Requirements:
 For all tax years beginning on or after January 1, 2013, and ending on or before December 31, 2024, a tax credit may be claimed in an amount equal to up to 50 percent of a verified contribution to a qualified agency and shall be named the champion for children tax credit. For all tax years beginning on or after January 1, 2025, a tax credit may be claimed in an amount not to exceed 70 percent of a verified contribution to a qualified agency. The minimum amount of any tax credit issued shall not be less than 50 dollars and shall be applied to taxes due under chapter 143, excluding sections 143.191 to 143.265. A contribution verification (Form MO-CFC) shall be issued to the taxpayer by the agency receiving the contribution.

Explanation of How Award is Computed:		Entitlement <input type="checkbox"/> Yes	Discretionary <input type="checkbox"/> No
--	--	---	--

A tax credit may be claimed in an amount equal to 50 percent of a verified contribution to a qualified organization. The minimum amount of any tax credit issued shall not be less than \$50. The tax credit shall be initially filed for the year in which the contribution is made.

Program Cap: Cumulative \$ _____ (remainder of cumulative cap) \$ _____		Annual \$ 2,500,000		None _____	
Cap Shared Between Programs <input type="checkbox"/> No		Which Program(s)? _____			

Explanation of Cap:
 The cumulative amount of the tax credits redeemed shall not exceed \$1 million for all fiscal years ending on June 30, 2019, \$1.5 million for all fiscal years beginning on or after July 1, 2019 and \$2.5 million for all fiscal years beginning on or after July 1, 2025.

Sunset Provision: <input type="checkbox"/> Yes		Date of Sunset 31-Dec-31		Date of Last Sunset Extension _____	
---	--	--------------------------	--	-------------------------------------	--

Explanation of Expiration of Authority:
 Section 135.341, RSMo, enacts the provisions of the Missouri Sunset Act. This tax credit is scheduled to expire on December 31, 2031 and terminate September 1, 2032.

Specific Provisions: (if applicable)

Carry forward <input type="checkbox"/> 4 years	Carry Back <input type="checkbox"/> n/a	Refundable <input type="checkbox"/> No	Apportioned <input type="checkbox"/> Yes	Appropriated <input type="checkbox"/> No
Sellable/Assignable <input type="checkbox"/> No	Organizations Remit an Offset <input type="checkbox"/> No	Additional Federal Deductions/Credits Available <input type="checkbox"/> No		

Comments on Specific Provisions:
 The amount available is equally divided among the three qualified agencies: CASA, child advocacy centers, or crisis care centers. In the event tax credits claimed under one agency do not total the allocated amount, the unused portion for that agency will be made available to the remaining agencies equally. In the event the total amount of tax credits claimed for any one agency exceeds the amount available for that agency, the amount redeemed shall and will be apportioned equally to all eligible taxpayers claiming the credit under that agency.

Legislative / General Assembly Action(s) During Prior Five Years:
 A.L. 2025 S.B. 43; The annual fiscal year cap \$1.5 million to \$2.5 million for all fiscal years beginning on or after July 1, 2025. The expiration date of the tax credit was changed from December 31, 2025 to December 31, 2031.
 A.L. 2018 H.B. 1288; The annual fiscal year cap was increased from \$1 million to \$1.5 million. The tax credit was changed to remove the ability to assign, transfer, or sell. The expiration date of the tax credit was changed from December 31, 2019 to December 31, 2025.

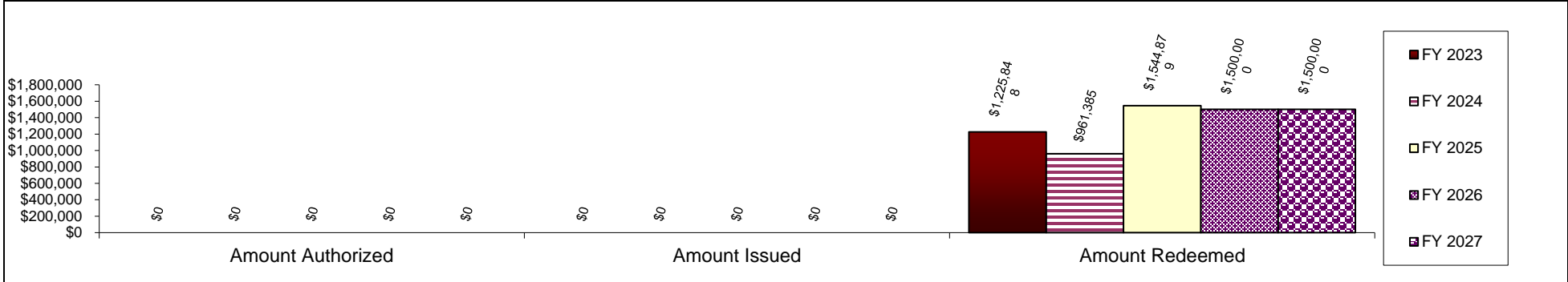
	FY 2023 ACTUAL	FY 2024 ACTUAL	FY 2025 ACTUAL	FY 2026 (year to date)	FY 2026 (Full Year)	FY 2027 (Budget Year)
Certificates Issued (#)	0	0	0	0	0	0
Projects/Participants (#)	1,254	1,209	1,246	0	1,300	1,300
Amount Authorized	\$0	\$0	\$0	\$0	\$0	\$0
Amount Issued	\$0	\$0	\$0	\$0	\$0	\$0
Amount Redeemed	\$1,225,848	\$961,385	\$1,544,879	\$0	\$1,500,000	\$1,500,000

FY 2025 EST. Amount Outstanding	\$1,647,206	FY 2025 EST. Amount Authorized but Unissued	\$ _____
---------------------------------	-------------	---	----------

TAX CREDIT ANALYSIS

Program Name: Champion for Children

HISTORICAL AND PROJECTED INFORMATION



Comments on Historical and Projected Information:

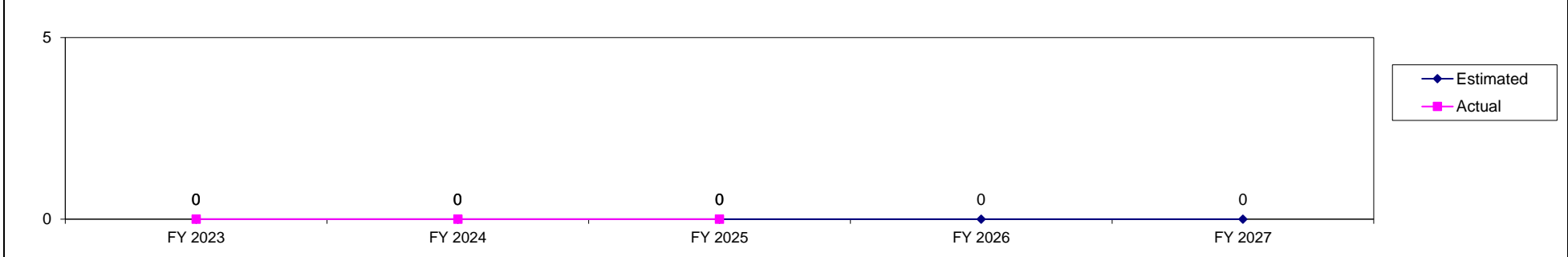
BENEFIT: COST ANALYSIS (includes only state revenue impacts)

	FY 2025 ACTIVITY	Other Fiscal Period (indicated time period)	Derivation of Benefits: The Missouri Department of Revenue, with the assistance of the Missouri Department of Economic Development, used the Regional Economic Model, Inc. (REMI) to generate fiscal cost-benefit analysis for tax credit programs as required in Section 33.282, RSMo. Other Assumptions: - Reduction in personal income taxes of \$1,544,879 in 2025. - Incentives/credits of \$1,544,879 in Champion for Children tax credits in 2025. - Impacts occur statewide. All values in constant dollars - Assumptions provided by DED
BENEFITS			
Direct Fiscal Benefits	\$0		
Indirect Fiscal Benefits	\$52,762		
Total	\$52,762	\$0	
COSTS			
Direct Fiscal Costs	\$1,544,879		
Indirect Fiscal Costs	\$0		
Total	\$1,544,879	\$0	
BENEFIT: COST	0.03	#DIV/0!	

Other Benefits:

PERFORMANCE MEASURE(S)

Permanent New Jobs Created



Comments on Performance Measure:

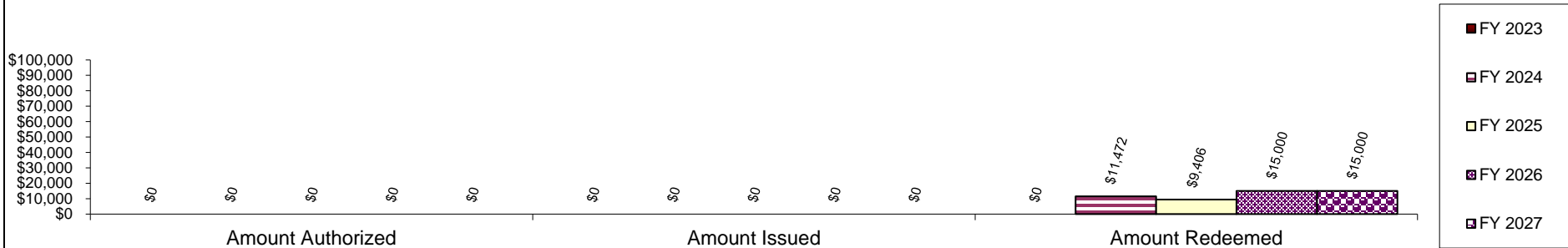
TAX CREDIT ANALYSIS

Program Name: Disabled Access for Homeowners (Residential Dwelling)						
Department: Revenue		Contact Name & No.: Josh Shewmaker (526-2723)			Date: August 2025	
Program Category: Domestic and Social		Type: Tax Credit	Other:			
Statutory Authority: Section 135.562, RSMo		Applicable Taxes: Chapter 143, excluding Sections 143.191-143.265 RSMo				
Tax Credit Creation Date: 2007		Year of Last Legislative Change: 2019				
Program Description and Eligibility Requirements: Taxpayers who incur costs for qualifying renovations made to their principle dwelling to assist in the accessibility for an individual with a disability who permanently resides with such taxpayer may qualify to receive a tax credit against such taxpayer's Missouri income tax liability.						
Explanation of How Award is Computed:		Entitlement <input type="checkbox"/> Yes <input type="checkbox"/>	Discretionary <input type="checkbox"/> No <input type="checkbox"/>			
A taxpayer with qualifying expenses and a federal adjusted gross income of \$30,000 or less shall receive a tax credit against the taxpayer's Missouri income tax liability in an amount equal to the lesser of 100% of such costs or \$2,500 per taxpayer, per year. A taxpayer with a federal adjusted gross income greater than \$30,000 but less than \$60,000 shall receive a tax credit against the taxpayer's Missouri income tax liability in an amount equal to the lesser of 50% of such costs of \$2,500 per taxpayer, per year. No taxpayer shall be eligible to receive a credit in any year immediately following a tax year in which such taxpayer received this credit.						
Program Cap: Cumulative \$ _____ (remainder of cumulative cap) \$ _____		Annual \$ 100,000		None _____		
Cap Shared Between Programs <input type="checkbox"/> No <input type="checkbox"/>		Which Program(s)? _____				
Explanation of Cap: In no event shall the aggregate amount of all tax credits allowed pursuant to Section 135.562, RSMo, exceed \$100,000 in any given fiscal year. The tax credits issued pursuant to this section shall be on a first-come, first-served basis.						
Sunset Provision: <input type="checkbox"/> Yes <input type="checkbox"/>		Date of Sunset 31-Dec-25		Date of Last Sunset Extension 2019		
Explanation of Expiration of Authority:						
Specific Provisions: (if applicable)						
Carry forward <input type="checkbox"/> n/a <input type="checkbox"/>		Carry Back <input type="checkbox"/> n/a <input type="checkbox"/>		Refundable <input type="checkbox"/> Yes <input type="checkbox"/>		Apportioned <input type="checkbox"/> No <input type="checkbox"/>
Sellable/Assignable <input type="checkbox"/> No <input type="checkbox"/>		Organizations Remit an Offset <input type="checkbox"/> No <input type="checkbox"/>		Additional Federal Deductions/Credits Available <input type="checkbox"/> No <input type="checkbox"/>		
Comments on Specific Provisions: Tax credits issued pursuant 135.562 RSMo, are issued on a first-come, first-served filing basis.						
Legislative / General Assembly Action(s) During Prior Five Years: A.L. 2019, S.B. 87, This legislation changed the expiration/sunset date from December 31, 2019 to December 31, 2025.						
	FY 2023 ACTUAL	FY 2024 ACTUAL	FY 2025 ACTUAL	FY 2026 (year to date)	FY 2026 (Full Year)	FY 2027 (Budget Year)
Certificates Issued (#)	0	0	0	0	0	0
Projects/Participants (#)	0	5	3	0	5	5
Amount Authorized	\$0	\$0	\$0	\$0	\$0	\$0
Amount Issued	\$0	\$0	\$0	\$0	\$0	\$0
Amount Redeemed	\$0	\$11,472	\$9,406	\$0	\$15,000	\$15,000
FY 2025 EST. Amount Outstanding	\$ 0 as of 8/12/2025		FY 2025 EST. Amount Authorized but Unissued		\$ 0 as of 8/12/2025	

TAX CREDIT ANALYSIS

Program Name: Disabled Access for Homeowners (Residential Dwelling)

HISTORICAL AND PROJECTED INFORMATION



Comments on Historical and Projected Information:

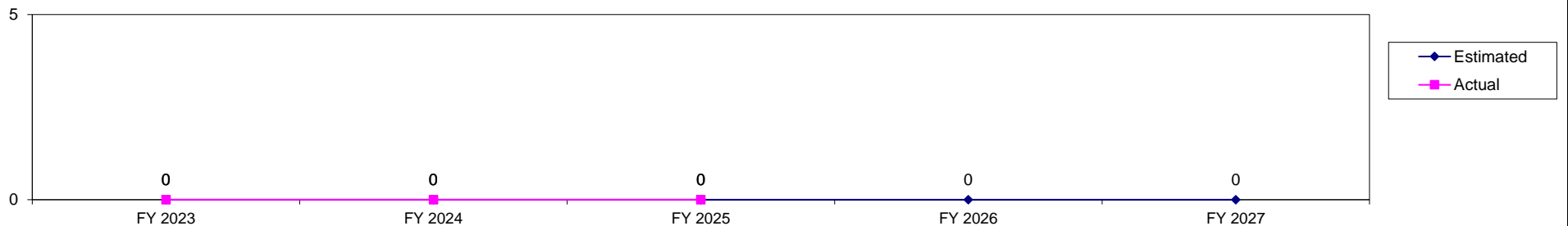
BENEFIT: COST ANALYSIS (includes only state revenue impacts)

	FY 2025 ACTIVITY	Other Fiscal Period (indicated time period)	Derivation of Benefits: The Missouri Department of Revenue, with the assistance of the Missouri Department of Economic Development, used the Regional Economic Model, Inc. (REMI) to generate fiscal cost-benefit analysis for tax credit programs as required in Section 33.282, RSMo. Other Assumptions: - Reduction in personal income taxes of \$9,436 in 2025. - Incentives/credits of \$9,436 in Disabled Access for Homeowners Tax Credits in 2025. - Impacts occur statewide. All values in constant dollars - Assumptions provided by DED
BENEFITS			
Direct Fiscal Benefits	\$0		
Indirect Fiscal Benefits	\$322		
Total	\$322	\$0	
COSTS			
Direct Fiscal Costs	\$9,436		
Indirect Fiscal Costs	\$0		
Total	\$9,436	\$0	
BENEFIT: COST	0.03	#DIV/0!	

Other Benefits:

PERFORMANCE MEASURE(S)

Permanent New Jobs Created



Comments on Performance Measure:

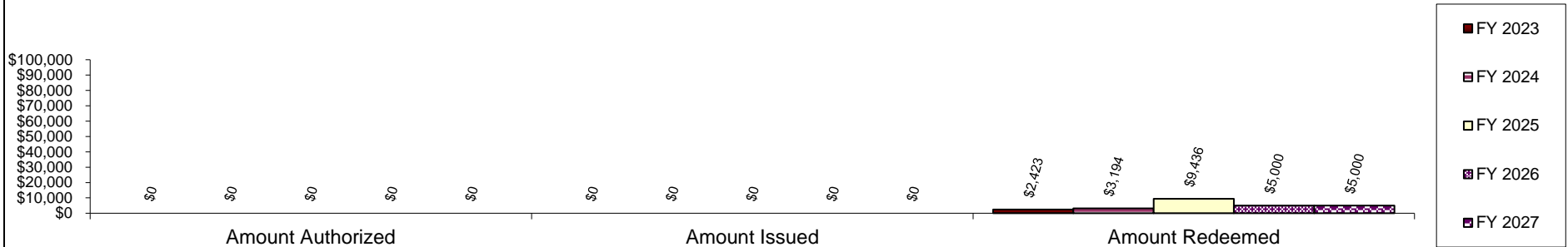
TAX CREDIT ANALYSIS

Program Name: Disabled Access Tax Credit for Small Business						
Department: Revenue		Contact Name & No.: Josh Shewmaker (526-2723)			Date: August 2025	
Program Category: Redevelopment		Type: Tax Credit	Other:			
Statutory Authority: Section 135.490, RSMo		Applicable Taxes: Chapter 143, excluding 143.191 to 143.265, RSMo				
Tax Credit Creation Date: 2000		Year of Last Legislative Change: 2001				
Program Description and Eligibility Requirements: An eligible small business, defined in Section 44 of the Internal Revenue Code (IRC), shall be allowed a credit not to exceed \$5,000 against the tax otherwise due pursuant to Chapter 143, RSMo, excluding Sections 143.191 to 143.265, RSMo, in an amount equal to 50 percent of all eligible access expenditures exceeding the monetary cap provided by Section 44 of the IRC. The term "eligible access expenditures" mean amounts paid or incurred by the taxpayer in order to comply with the applicable access requirement as provided by the American with Disabilities Act of 1990 and as further defined in Section 44 of the IRC and federal rulings interpreting Section 44 of the IRC.						
Explanation of How Award is Computed:		Entitlement <input type="checkbox"/> Yes	Discretionary <input type="checkbox"/> No			
The taxpayer shall claim the tax credit allowed by this section at the time such a taxpayer files a return. Any amount of tax credit that exceeds the tax due shall be carried over to any subsequent years but shall not be refunded and shall not be transferred.						
Program Cap: Cumulative \$ _____ (remainder of cumulative cap) \$ _____ Annual \$ <u>5,000 per taxpayer</u> None _____						
Cap Shared Between Programs <input type="checkbox"/> No		Which Program(s)? _____				
Explanation of Cap:						
Sunset Provision: <input type="checkbox"/> No		Date of Sunset <u>None</u>		Date of Last Sunset Extension _____		
Explanation of Expiration of Authority: Section 135.490, RSMo, does not enact provisions of the Missouri Sunset Act. The provisions of this section became effective January 1, 2000 and shall apply to all taxable years beginning after December 31, 1999.						
Specific Provisions: (if applicable)						
Carry forward <input type="checkbox"/> unlimited	Carry Back <input type="checkbox"/> n/a	Refundable <input type="checkbox"/> No	Apportioned <input type="checkbox"/> No	Appropriated <input type="checkbox"/> No		
Sellable/Assignable <input type="checkbox"/> No	Organizations Remit an Offset <input type="checkbox"/> No	Additional Federal Deductions/Credits Available <input type="checkbox"/> Yes				
Comments on Specific Provisions: Section 135.490, 2., RSMo - Any amount of tax credit which exceeds the tax due may be carried over to any subsequent taxable year, but shall not be refunded and shall not be transferable.						
Legislative / General Assembly Action(s) During Prior Five Years: None						
	FY 2023 ACTUAL	FY 2024 ACTUAL	FY 2025 ACTUAL	FY 2026 (year to date)	FY 2026 (Full Year)	FY 2027 (Budget Year)
Certificates Issued (#)	0	0	0	0	0	0
Projects/Participants (#)	3	3	2	0	5	5
Amount Authorized	\$0	\$0	\$0	\$0	\$0	\$0
Amount Issued	\$0	\$0	\$0	\$0	\$0	\$0
Amount Redeemed	\$2,423	\$3,194	\$9,436	\$0	\$5,000	\$5,000
FY 2025 EST. Amount Outstanding	\$70,377		FY 2025 EST. Amount Authorized but Unissued \$			

TAX CREDIT ANALYSIS

Program Name: Disabled Access Tax Credit for Small Business

HISTORICAL AND PROJECTED INFORMATION



Comments on Historical and Projected Information:

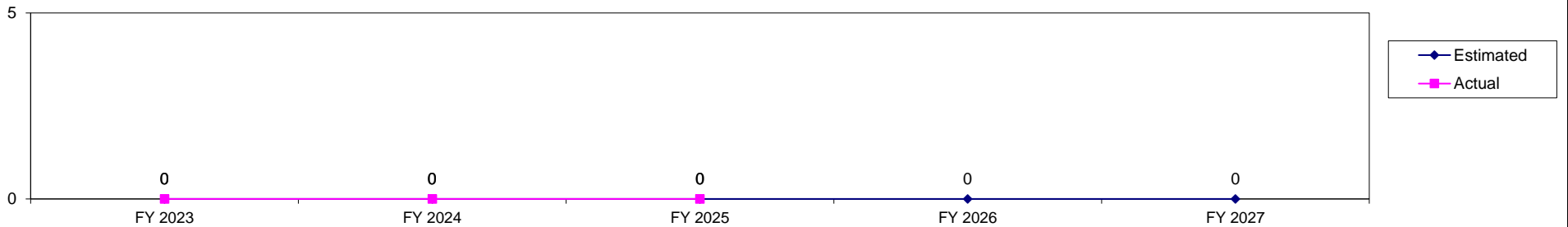
BENEFIT: COST ANALYSIS (includes only state revenue impacts)

	FY 2025 ACTIVITY	Other Fiscal Period (indicated time period)	
BENEFITS			Derivation of Benefits: The Missouri Department of Revenue, with the assistance of the Missouri Department of Economic Development, used the Regional Economic Model, Inc. (REMI) to generate fiscal cost-benefit analysis for tax credit programs as required in Section 33.282, RSMo. Other Assumptions: - Reduction in production costs for retail and accommodation services of \$9,406 in 2025. - Incentive/credits of \$9,406 in Disabled Access Small Business tax credits in 2025. - Impacts occur statewide. All values in constant dollars. - Assumptions provided by DED.
Direct Fiscal Benefits	\$0		
Indirect Fiscal Benefits	\$474		
Total	\$474	\$0	
COSTS			
Direct Fiscal Costs	\$9,406		
Indirect Fiscal Costs	\$0		
Total	\$9,406	\$0	
BENEFIT: COST	0.05	#DIV/0!	

Other Benefits:

PERFORMANCE MEASURE(S)

Permanent New Jobs Created



Comments on Performance Measure:

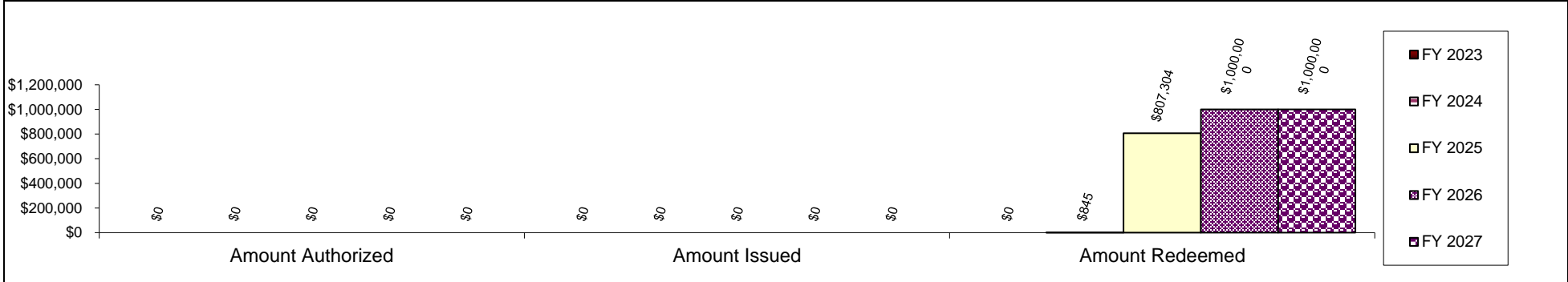
TAX CREDIT ANALYSIS

Program Name: Ethanol Retailer and Distributor Tax Credit							
Department: Revenue		Contact Name & No.: Josh Shewmaker (526-2723)			Date: August 2025		
Program Category: Environmental		Type: Tax Credit	Other:				
Statutory Authority: Section 135.772 RSMO		Applicable Taxes: Chapter 143, excluding tax imposed by sections 143.191 to 143.265					
Tax Credit Creation Date: 2023		Year of Last Legislative Change: 2023					
Program Description and Eligibility Requirements: For all tax years beginning on or after January 1, 2023, a retail dealer that sells higher ethanol blend at such retail dealer's retail service station or a distributor that sells higher ethanol blend directly to the final user located in this state shall be allowed a tax credit to be taken against the retail dealer's or distributor's state income tax liability. For any retail dealer or distributor with a tax year beginning prior to January 1, 2023, but ending during the 2023 calendar year, such retail dealer or distributor shall be allowed a tax credit for the amount of higher ethanol blend sold during the portion of such tax year that occurs during the 2023 calendar year.							
Explanation of How Award is Computed:		Entitlement <input type="checkbox"/> Yes	Discretionary <input type="checkbox"/> No				
The amount of the credit shall equal five cents per gallon of higher ethanol blend sold by the retail dealer and dispensed through metered pumps at the retail dealer's retail service station or by a distributor directly to the final user located in this state during the tax year for which the tax credit is claimed.							
Program Cap: Cumulative \$ _____ (remainder of cumulative cap) \$ _____ Annual \$ 5,000,000 None _____							
Cap Shared Between Programs <input type="checkbox"/> No		Which Program(s)? _____ None _____					
Explanation of Cap: Explanation of Cap: The total amount of tax credits issued pursuant to this section for any given fiscal year shall not exceed five million dollars. In the event the total amount of tax credits claimed under this section exceeds the amount of available tax credits, the tax credits shall be apportioned among all eligible retail dealers and distributors claiming a tax credit by April fifteenth, or as directed by section 143.851, of the fiscal year in which the tax credit is claimed.							
Sunset Provision: <input type="checkbox"/> Yes		Date of Sunset 31-Dec-28		Date of Last Sunset Extension _____			
Explanation of Expiration of Authority: The provisions of this section shall automatically sunset on December 31, 2028, unless reauthorized by an act of the general assembly.							
Specific Provisions: (if applicable)							
Carry forward <input type="checkbox"/> 5 years	Carry Back <input type="checkbox"/> n/a	Refundable <input type="checkbox"/> No	Apportioned <input type="checkbox"/> Yes	Appropriated <input type="checkbox"/> No			
Sellable/Assignable <input type="checkbox"/> No	Organizations Remit an Offset <input type="checkbox"/> No	Additional Federal Deductions/Credits Available <input type="checkbox"/> No					
Comments on Specific Provisions:							
Legislative / General Assembly Action(s) During Prior Five Years: A.L. 2023, H.B. 202 (merged with S.B. 138); Modified Section 135.772,2 RSMo to allow a tax credit for any retail dealer or distributor with a tax year beginning prior to January 1, 2023, but ending during the 2023 calendar year, for the amount of higher ethanol blend sold during the portion of such tax year that occurs during the 2023 calendar year.							
	FY 2023 ACTUAL	FY 2024 ACTUAL	FY 2025 ACTUAL	FY 2026 (year to date)	FY 2026 (Full Year)	FY 2027 (Budget Year)	
Certificates Issued (#)	0	0	0	0	0	0	
Projects/Participants (#)	0	1	2	0	5	5	
Amount Authorized	\$0	\$0	\$0	\$0	\$0	\$0	
Amount Issued	\$0	\$0	\$0	\$0	\$0	\$0	
Amount Redeemed	\$0	\$845	\$807,304	\$0	\$1,000,000	\$1,000,000	
FY 2025 EST. Amount Outstanding		\$19,088		FY 2025 EST. Amount Authorized but Unissued			\$

TAX CREDIT ANALYSIS

Program Name: Ethanol Retailer and Distributor Tax Credit

HISTORICAL AND PROJECTED INFORMATION



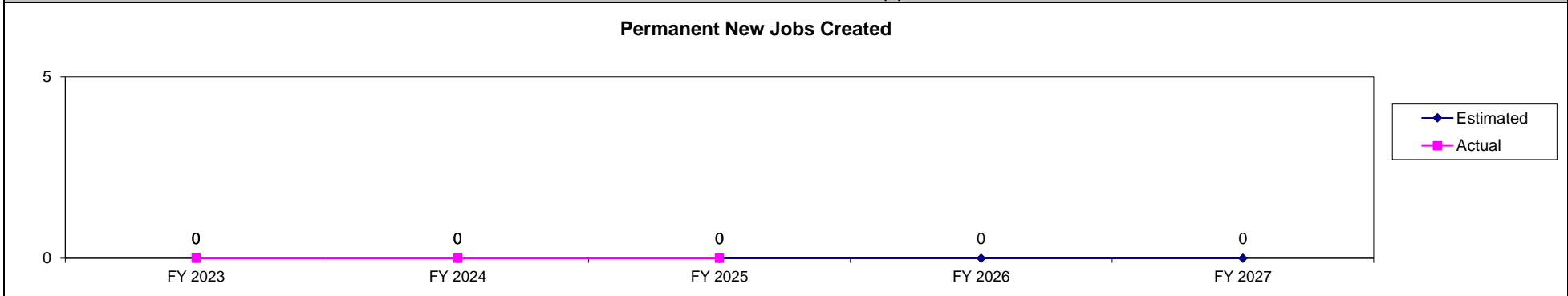
Comments on Historical and Projected Information:

BENEFIT: COST ANALYSIS (includes only state revenue impacts)

	FY 2025 ACTIVITY	Other Fiscal Period (indicated time period)	Derivation of Benefits:
BENEFITS			Investment: (a) N/A
Direct Fiscal Benefits	\$0		Employment: (a) N/A
Indirect Fiscal Benefits	\$36,546		Other Assumptions: (a) Reduction in production costs of \$807,304 in 2025.
Total	\$36,546	\$0	Incentives/Credits: (a) \$807,304 in 2025.
COSTS			Impacts occur Statewide. All Values in Constant Dollars. Assumptions provided by DED. Estimated using REMI.
Direct Fiscal Costs	\$807,304		
Indirect Fiscal Costs	\$0		
Total	\$807,304	\$0	
BENEFIT: COST	0.05	#DIV/0!	

Other Benefits:

PERFORMANCE MEASURE(S)



Comments on Performance Measure:

TAX CREDIT ANALYSIS

Program Name: Food Pantry Credit		Contact Name & No.: Josh Shewmaker (526-2723)		Date: August 2025	
Program Category: Domestic and Social		Type: Tax Credit	Other:		
Statutory Authority: Section 135.647, RSMo		Applicable Taxes: Chapter 143, excluding Sections 143.191-143.265, RSMo			
Tax Credit Creation Date: 2007		Year of Last Legislative Change: 2018			

Program Description and Eligibility Requirements:
 Any donation of cash or food made to a local soup kitchen or local homeless shelter on or after January 1, 2018, unless such food is donated after the food's expiration date, shall be eligible for a tax credit as provided under section 135.647. The credit shall be equal to 50 percent of the donation, not exceed \$2,500 per taxpayer.

Explanation of How Award is Computed:		Entitlement <input type="checkbox"/> Yes <input type="checkbox"/>	Discretionary <input type="checkbox"/> No <input type="checkbox"/>
Any taxpayer who donates cash or food to any local food pantry, local homeless shelter, or local soup kitchen shall be allowed a credit against the tax due under Chapter 143, RSMo, excluding withholding tax, in an amount equal to 50 percent of the value of the donations made. Any donation of food shall be valued at fair market value or wholesale value if the taxpayer making the donation is a retail grocery store, food broker, wholesaler, or restaurant and shall be verified on an affidavit completed by the food pantry, local homeless shelter, or local soup kitchen receiving the donation. The amount of credit claimed shall not exceed the amount of the taxpayer's state tax liability for the year the credit is claimed and shall not exceed \$2,500 per taxpayer. The cumulative amount of tax credits allocated to all taxpayers in any one fiscal year shall not exceed \$1,750,000. The Director of Revenue shall establish procedures where the credit is apportioned among all taxpayers claiming the credit by April 15th if the cap is reached.			

Program Cap: Cumulative \$ _____ (remainder of cumulative cap) \$ _____		Annual \$ <u>\$1,750,000</u>		None _____	
Cap Shared Between Programs <input type="checkbox"/> No <input type="checkbox"/>		Which Program(s)? _____ None _____			

Explanation of Cap:
 The cumulative amount of tax credits allocated to all taxpayers in any one fiscal year shall not exceed \$1,750,000. The Director of Revenue has establish procedures where the credit is apportioned among all taxpayers claiming the credit by April 15th if the cap is reached. A 5 year review of the food pantry tax credit indicates the cumulative claims for the food pantry tax credits has exceeded the statutory cap, resulting in apportionment of the credit during fiscal years 2021, 2022, 2023 and 2024.

Sunset Provision: <input type="checkbox"/> Yes <input type="checkbox"/>		Date of Sunset <u>31-Dec-26</u>		Date of Last Sunset Extension <u>2018</u>	
--	--	---------------------------------	--	---	--

Explanation of Expiration of Authority:
 Pursuant to Section 23.253, RSMo, of the Missouri Sunset Act, the food pantry tax credit shall sunset December 31, 2026 with a termination date of September 1, 2027. (Last updated during A.L. 2018 by H.B 1288)

Specific Provisions: (if applicable)

Carry forward <input type="checkbox"/> 3 years <input type="checkbox"/>	Carry Back <input type="checkbox"/> n/a <input type="checkbox"/>	Refundable <input type="checkbox"/> No <input type="checkbox"/>	Apportioned <input type="checkbox"/> Yes <input type="checkbox"/>	Appropriated <input type="checkbox"/> No <input type="checkbox"/>
Sellable/Assignable <input type="checkbox"/> No <input type="checkbox"/>	Organizations Remit an Offset <input type="checkbox"/> No <input type="checkbox"/>	Additional Federal Deductions/Credits Available <input type="checkbox"/> Yes <input type="checkbox"/>		

Comments on Specific Provisions:
 The amount of credit claimed shall not exceed the amount of the taxpayer's state tax liability, but may be carried forward to any of the taxpayer's three subsequent tax years. The amounts that have been subtracted from the taxpayer's federal adjusted gross income within the federal itemized deduction shall be added back onto such taxpayer's Missouri return to determine the taxpayer's Missouri adjusted gross income.

Legislative / General Assembly Action(s) During Prior Five Years:
 A.L. 2018, H.B. 1132 - Originally, only donations to a Local food pantry qualified for the credit, this legislation expanded the qualifying organizations to include local homeless shelter and local soup kitchen. Extended the sunset date from 2019 to 2026.
 A.L 2014, H.B. 1132 - The fiscal year cap was increased from \$1,250,000 To \$1,750,000.

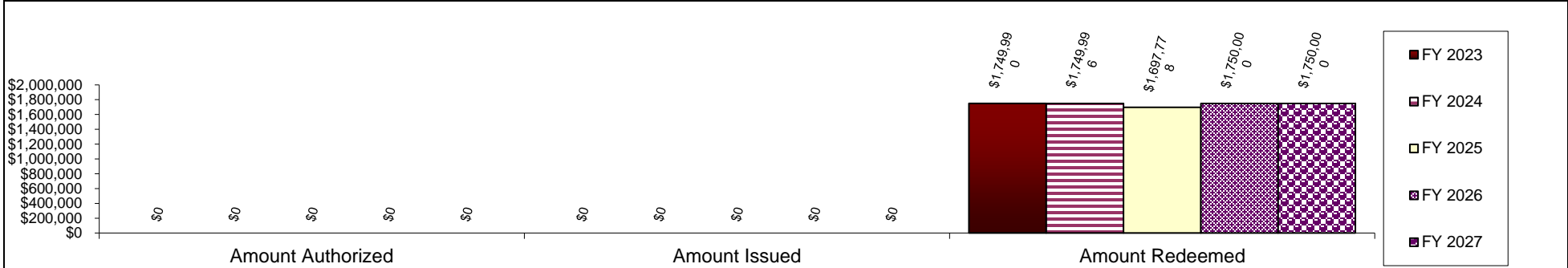
	FY 2023 ACTUAL	FY 2024 ACTUAL	FY 2025 ACTUAL	FY 2026 (year to date)	FY 2026 (Full Year)	FY 2027 (Budget Year)
Certificates Issued (#)	0	0	0	0	0	0
Projects/Participants (#)	3,969	2,743	3,136	0	3,500	3,500
Amount Authorized	\$0	\$0	\$0	\$0	\$0	\$0
Amount Issued	\$0	\$0	\$0	\$0	\$0	\$0
Amount Redeemed	\$1,749,990	\$1,749,996	\$1,697,778	\$0	\$1,750,000	\$1,750,000

FY 2025 EST. Amount Outstanding	\$1,620,044	FY 2025 EST. Amount Authorized but Unissued	\$
---------------------------------	-------------	---	----

TAX CREDIT ANALYSIS

Program Name: Food Pantry Credit

HISTORICAL AND PROJECTED INFORMATION



Comments on Historical and Projected Information:

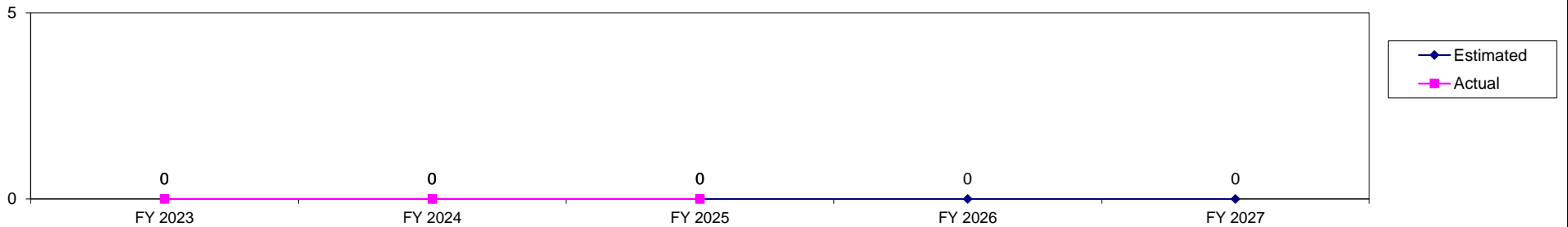
BENEFIT: COST ANALYSIS (includes only state revenue impacts)

	FY 2025 ACTIVITY	Other Fiscal Period (indicated time period)	Derivation of Benefits: The Missouri Department of Revenue, with the assistance of the Missouri Department of Economic Development, used the Regional Economic Model, Inc. (REMI) to generate fiscal cost-benefit analysis for tax credit programs as required by Section 33.282, RSMo. Other Assumptions: - A reduction in personal income taxes of \$1,697,778 in 2025. - Incentives/Credits of \$1,697,778 in Food Pantry tax credits in 2025. - Impacts occur Statewide. All Values in Constant Dollars. - Assumptions provided by DED.
BENEFITS			
Direct Fiscal Benefits	\$0		
Indirect Fiscal Benefits	\$57,984		
Total	\$57,984	\$0	
COSTS			
Direct Fiscal Costs	\$1,697,778		
Indirect Fiscal Costs	\$0		
Total	\$1,697,778	\$0	
BENEFIT: COST	0.03	#DIV/0!	

Other Benefits:

PERFORMANCE MEASURE(S)

Permanent New Jobs Created



Comments on Performance Measure:

TAX CREDIT ANALYSIS

Program Name: Long Term Care Deduction	
Department: Revenue	Contact Name & No.: Josh Shewmaker (526-2723) Date: August 2025
Program Category: Domestic and Social	Type: Tax Credit Other:
Statutory Authority: Section 135.096, RSMo	Applicable Taxes: Chapter 143 RSMo
Tax Credit Creation Date: 1999	Year of Last Legislative Change:

Program Description and Eligibility Requirements:
 In order to promote personal financial responsibility for long-term health care in this state, for all taxable years beginning after December 31, 1999, a resident individual may deduct from such individual's Missouri taxable income, nonreimbursed qualified long-term care insurance premiums paid by such individual to the extent such amounts are not included in the individual's itemized deductions.

Explanation of How Award is Computed:	Entitlement <input type="checkbox"/> Yes <input type="checkbox"/>	Discretionary <input type="checkbox"/> No <input type="checkbox"/>
Tax Year beginning after December 31, 1999 through tax years ending on or before December 31, 2006, the deduction is limited to 50% of all nonreimbursed qualified long term care insurance premiums to the extent included in the individuals itemized deduction. For all taxable years beginning after December 31, 2006, such deduction was increased to 100 percent of all nonreimbursed amounts paid by such individual for qualified long-term care insurance premiums to the extent such amounts are not included in the individual's itemized deductions. Qualified long-term care insurance means any policy that meets or exceeds the provision of Section 376.1100 to 376.1118, RSMo.		

Program Cap:	Cumulative \$ _____ (remainder of cumulative cap) \$ _____	Annual \$ _____	None <input checked="" type="checkbox"/> X <input type="checkbox"/>
Cap Shared Between Programs	<input type="checkbox"/> No <input type="checkbox"/>	Which Program(s)?	None _____

Explanation of Cap:

Sunset Provision:	<input type="checkbox"/> No <input type="checkbox"/>	Date of Sunset _____	None <input type="checkbox"/>	Date of Last Sunset Extension _____
--------------------------	--	----------------------	-------------------------------	-------------------------------------

Explanation of Expiration of Authority:
 Section 135.096, RSMo, does not enact the provisions of the Missouri Sunset Act. The tax deduction does not have an expiration date.

Specific Provisions: (if applicable)					
Carry forward	<input type="checkbox"/> n/a <input type="checkbox"/>	Carry Back	<input type="checkbox"/> n/a <input type="checkbox"/>	Refundable	<input type="checkbox"/> No <input type="checkbox"/>
				Apportioned	<input type="checkbox"/> No <input type="checkbox"/>
				Appropriated	<input type="checkbox"/> No <input type="checkbox"/>
Sellable/Assignable	<input type="checkbox"/> No <input type="checkbox"/>	Organizations Remit an Offset	<input type="checkbox"/> No <input type="checkbox"/>	Additional Federal Deductions/Credits Available	<input type="checkbox"/> Yes <input type="checkbox"/>

Comments on Specific Provisions:

Legislative / General Assembly Action(s) During Prior Five Years:
 A.L. 2007, S.B. 577; Tax Years beginning after December 31, 1999 through tax years ending on or before December 31, 2006, the deduction is limited to 50% of all nonreimbursed qualified long term care insurance premiums to the extent the premiums are not included in the individuals itemized deduction. Tax years beginning after December 31, 2006, taxpayers may claim 100% of the nonreimbursed qualified long term care insurance premiums to the extent the premiums are not included in the individuals itemized deduction.
 A.L. 2021 H.B. 604; Legislation remove language referencing the calculation applicable to tax years beginning after December 31, 1999 through tax years ending on or before December 31, 2006.

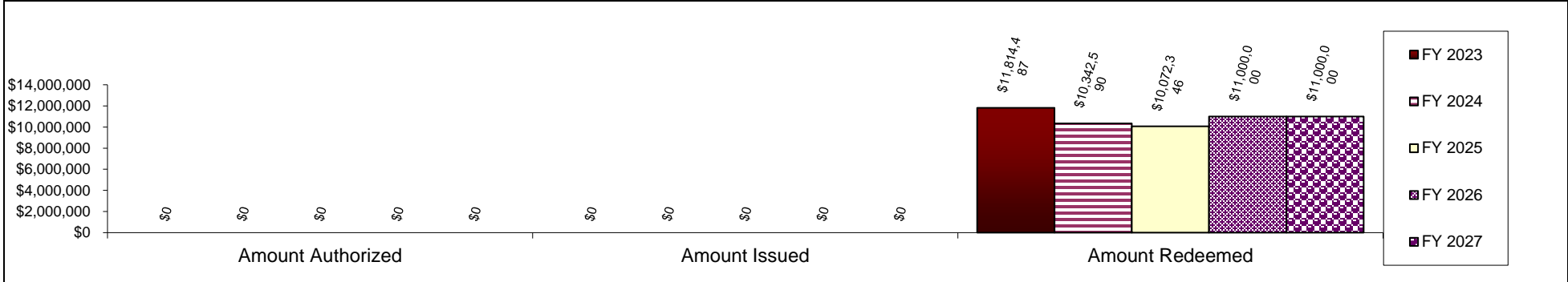
	FY 2023 ACTUAL	FY 2024 ACTUAL	FY 2025 ACTUAL	FY 2026 (year to date)	FY 2026 (Full Year)	FY 2027 (Budget Year)
Certificates Issued (#)	0	0	0	0	0	0
Projects/Participants (#)	62,804	57,280	55,862	0	59,000	59,000
Amount Authorized	\$0	\$0	\$0	\$0	\$0	\$0
Amount Issued	\$0	\$0	\$0	\$0	\$0	\$0
Amount Redeemed	\$11,814,487	\$10,342,590	\$10,072,346	\$0	\$11,000,000	\$11,000,000

FY 2025 EST. Amount Outstanding	\$ _____	FY 2025 EST. Amount Authorized but Unissued	\$ _____
---------------------------------	----------	---	----------

TAX CREDIT ANALYSIS

Program Name: Long Term Care Deduction

HISTORICAL AND PROJECTED INFORMATION



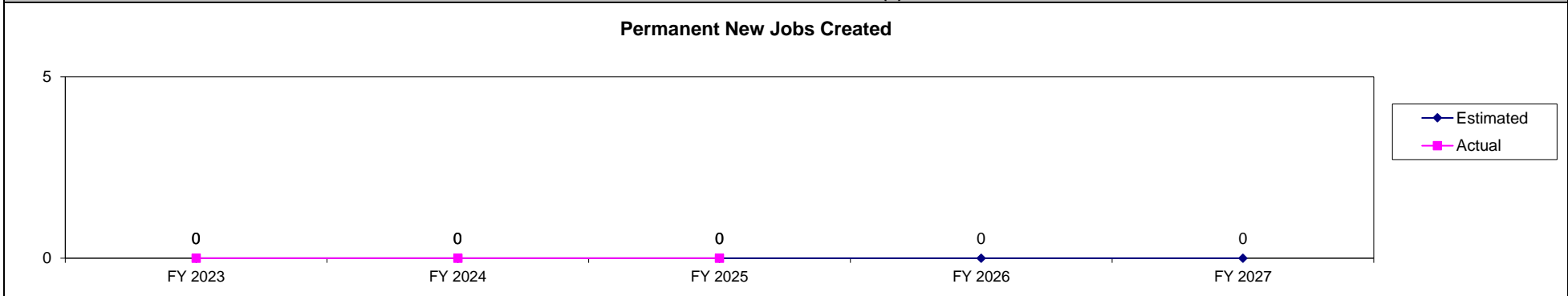
Comments on Historical and Projected Information:

BENEFIT: COST ANALYSIS (includes only state revenue impacts)

	FY 2025 ACTIVITY	Other Fiscal Period (indicated time period)	Derivation of Benefits: The Missouri Department of Revenue, with the assistance of the Missouri Department of Economic Development, used the Regional Economic Model, Inc. (REMI) to generate fiscal cost-benefit analysis for tax credit programs as required under Section 33.282, RSMo. Other Assumptions: - Reduction in personal income taxes of \$10,072,346 in 2025. - \$10,072,346 in Long Term Care tax credits in 2025. - Impacts occur statewide. All values in constant dollars. - Assumptions provided by DED
BENEFITS			
Direct Fiscal Benefits	\$0		
Indirect Fiscal Benefits	\$343,998		
Total	\$343,998	\$0	
COSTS			
Direct Fiscal Costs	\$10,072,346		
Indirect Fiscal Costs	\$0		
Total	\$10,072,346	\$0	
BENEFIT: COST	0.03	#DIV/0!	

Other Benefits:

PERFORMANCE MEASURE(S)



Comments on Performance Measure:

TAX CREDIT ANALYSIS

Program Name: Peace Officer Surviving Spouse	
Department: Revenue	Contact Name & No.: Josh Shewmaker (526-2723)
Program Category: Domestic and Social	Date: August 2025
Statutory Authority: Section 135.090, RSMo	Type: Tax Credit Other:
Tax Credit Creation Date: 2013	Applicable Taxes: Chapter 143, excluding Sections 143.191 to 143.265
	Year of Last Legislative Change:

Program Description and Eligibility Requirements:
 For all tax years beginning on or after January 2, 2008, any firefighter, police officer, capitol police officer, parole officer, probation officer, correctional employee, water patrol officer, park ranger, conservation officer, commercial motor vehicle enforcement officer, emergency medical responder, as defined in section 190.100, emergency medical technician, first responder, or highway patrolman employed by the state of Missouri (whose death was deemed to be "in the line of duty") shall be allowed a credit against the tax otherwise due under Chapter 143, RSMo, excluding withholding tax, in an amount equal to the total amount of the property taxes on the surviving spouse's homestead paid during the year for which the credit is claimed. A surviving spouse may claim the credit for each tax year beginning the year of death of the public safety officer until the tax year is which the surviving spouse remarries.

Explanation of How Award is Computed: Entitlement Yes Discretionary No
 A surviving spouse of a public safety officer, defined above, may claim a credit equal to the total amount of the property taxes paid on the surviving spouse's homestead. A surviving spouse may claim the credit for each tax year beginning the year of death of the public safety officer until the tax year in which the surviving spouse remarries. No credit shall be allowed for the year in which the surviving spouse remarries.

Program Cap: Cumulative \$ _____ (remainder of cumulative cap) \$ _____ Annual \$ _____ None X
Cap Shared Between Programs No **Which Program(s)?** _____ None

Explanation of Cap:

Sunset Provision: Yes Date of Sunset 31-Dec-27 Date of Last Sunset Extension _____

Explanation of Expiration of Authority:
 The sunset and termination dates were prolonged during the 2019 Regular Session. Pursuant to Section 23.253, RSMo, of the Missouri Sunset Act, this program shall expire on December 31, 2027 with a termination date of September 1, 2028.

Specific Provisions: (if applicable)
 Carry forward n/a Carry Back n/a Refundable Yes Apportioned No Appropriated No
 Sellable/Assignable No Organizations Remit an Offset No Additional Federal Deductions/Credits Available No

Comments on Specific Provisions:

Legislative / General Assembly Action(s) During Prior Five Years:
 A.L. 2019 S.B. 87, Reauthorized the program, changing the sunset date from December 31, 2019 to December 31, 2027.

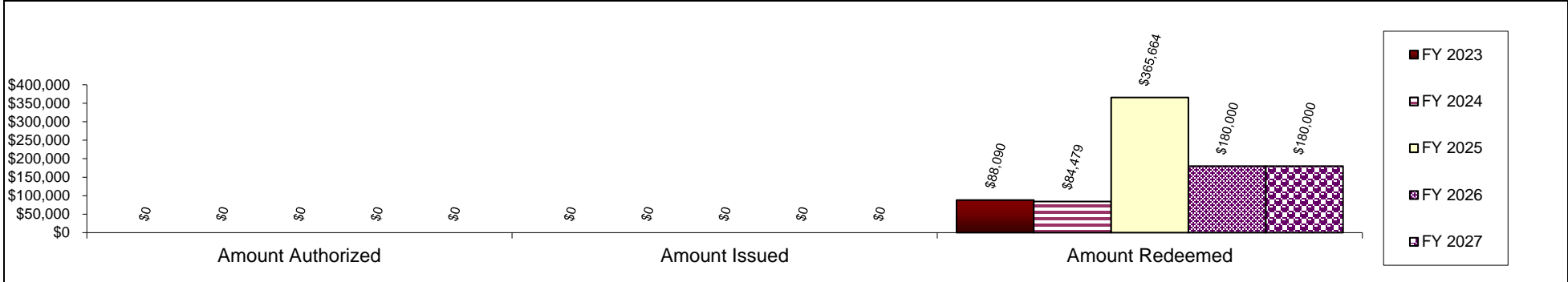
	FY 2023 ACTUAL	FY 2024 ACTUAL	FY 2025 ACTUAL	FY 2026 (year to date)	FY 2026 (Full Year)	FY 2027 (Budget Year)
Certificates Issued (#)	0	0	0	0	0	0
Projects/Participants (#)	30	30	63	0	45	45
Amount Authorized	\$0	\$0	\$0	\$0	\$0	\$0
Amount Issued	\$0	\$0	\$0	\$0	\$0	\$0
Amount Redeemed	\$88,090	\$84,479	\$365,664	\$0	\$180,000	\$180,000

FY 2025 EST. Amount Outstanding \$ 0 as of 8/12/2025 | FY 2025 EST. Amount Authorized but Unissued \$ 0 as of 8/12/2025

TAX CREDIT ANALYSIS

Program Name: Peace Officer Surviving Spouse

HISTORICAL AND PROJECTED INFORMATION



Comments on Historical and Projected Information:

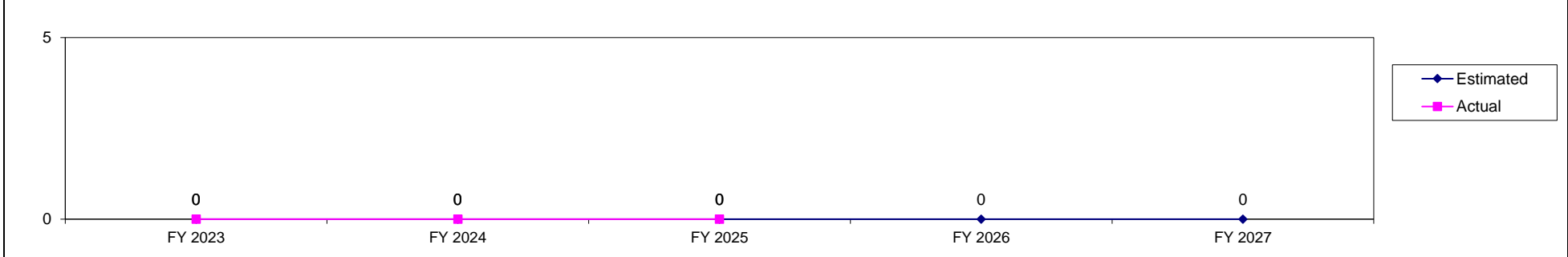
BENEFIT: COST ANALYSIS (includes only state revenue impacts)

	FY 2025 ACTIVITY	Other Fiscal Period (indicated time period)	Derivation of Benefits:
BENEFITS			The Department of Revenue, with the assistance of the Missouri Department of Economic Development, used the Regional Economic Model, Inc. (REMI) to generate fiscal cost-benefit analysis for the tax credit programs as required by Section 33.282, Ramos. Other Assumptions: - Reduction in personal income taxes of \$365,664 in 2025. - Incentives/Credits of \$365,664 in Peace Officer Surviving Spouse tax credits in 2025. - Impacts occur statewide. All values in constant dollars - Assumptions provided by DED
Direct Fiscal Benefits	\$0		
Indirect Fiscal Benefits	\$12,488		
Total	\$12,488	\$0	
COSTS			
Direct Fiscal Costs	\$365,664		
Indirect Fiscal Costs	\$0		
Total	\$365,664	\$0	
BENEFIT: COST	0.03	#DIV/0!	

Other Benefits:

PERFORMANCE MEASURE(S)

Permanent New Jobs Created



Comments on Performance Measure:

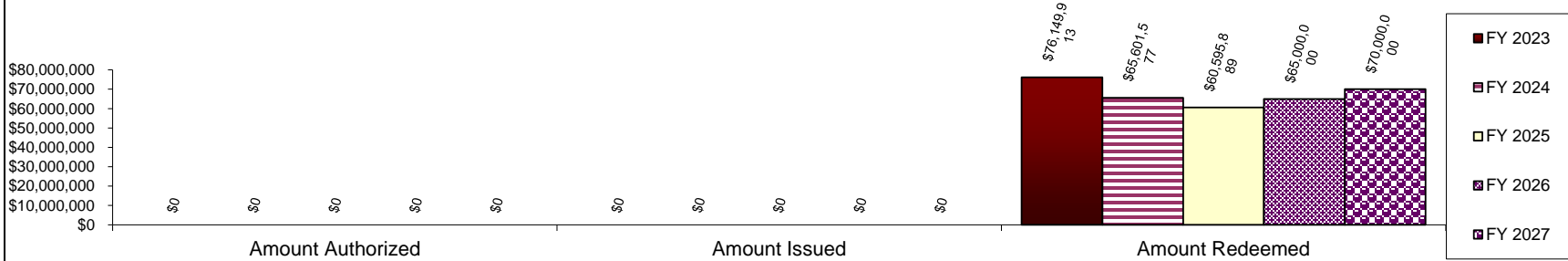
TAX CREDIT ANALYSIS

Program Name: Senior Citizen Property Tax Relief						
Department: Revenue	Contact Name & No.: Josh Shewmaker (526-2723)					
Date: August 2025						
Program Category: Domestic and Social	Type: Tax Credit					
Statutory Authority: Section 135.010 - Section 135.035 RSMo	Applicable Taxes: Section 135.010 RSMo					
Tax Credit Creation Date: 1975	Year of Last Legislative Change: 2008					
Program Description and Eligibility Requirements: Sections 135.010-135.035, RSMo, allow certain senior citizens who have lived in Missouri the entire year and are 65 years of age or older, or is a veteran of any branch of the Armed Forces who became 100 percent disabled as a result of such service, or is 100 percent disabled, or has reached the age of 60 on or before the last day of the calendar year and is receiving surviving spouse Social Security benefits during the calendar year and meet the income levels to file a claim for a refund of a portion of their property taxes or rent paid on property subject to property tax. The maximum total household income upper limit for renters or whose home is not owned the entire year is \$27,500 for single individuals or married couples filing a separate return and \$29,500 for married couples filing a combined return if they own their home the entire year. The maximum income is \$30,000 for single individuals or married couples filing separately and \$34,000 for married couples filing a combined return. The minimum base beginning on January 1, 2008 is \$14,300. Beginning January 1, 2026, the income exemption for homesteads owned and occupied for the full year will increase to 2,800 for single filers and \$5,800 when married filing joint. The maximum credit for rent will increase to \$1,055 and the maximum credit for real estate tax paid will increase to \$1,550 and will be adjusted for inflation based on the Consumer Price Index for the Midwest Region. The maximum upper income limits increased for taxpayers that did not own and occupy their residence for an entire year to \$38,200 for those with a single or married filing separate status and \$41,000 for those with a filing status of married filing joint. The maximum upper income limits increased for taxpayers that did own and occupy their residence for an entire year to \$42,200 for those with a single or married filing separate status and \$48,000 for those with a filing status of married filing joint. This will be adjusted for inflation based on the Consumer Price Index for All Urban Consumers for the Midwest Region.						
Explanation of How Award is Computed:	Entitlement <input type="checkbox"/> Yes <input type="checkbox"/> No Discretionary <input type="checkbox"/> Yes <input type="checkbox"/> No Sections 135.010-135.035, RSMo, allow certain senior citizens who have lived in Missouri the entire year and are 65 years of age or older, or is a veteran of any branch of the Armed Forces who became 100 percent disabled as a result of such service; or is 100 percent disabled, or has reached the age of 60 on or before the last day of the calendar year and is receiving surviving spouse Social Security benefits during the calendar year and meet the income levels to file a claim for a refund of a portion of their property taxes or rent paid on property subject to property tax. If the income on a return is equal to or less than the maximum upper limit for the calendar year for which the return is filed, the property tax credit shall be determined from a table of credits based upon the amount by which the total property tax described in Section 135.025, RSMo, exceeds the percent of income. The property tax shall be in increments of \$25 and the income in increments of \$300. The credit shall be the amount rounded to the nearest whole dollar computed on the basis of the property tax and income at the midpoints of each increment.					
Program Cap:	Cumulative \$ _____ (remainder of cumulative cap) \$ _____ Annual \$ _____ None <input checked="" type="checkbox"/> X Cap Shared Between Programs <input type="checkbox"/> Choose Which Program(s)? _____					
Explanation of Cap:	Explanation of Cap: Section 135.030 RSMo, sets the cap at \$750 per claim for rent paid and \$1,100 for property taxes paid.					
Sunset Provision:	No <input type="checkbox"/> Date of Sunset _____ Date of Last Sunset Extension _____					
Explanation of Expiration of Authority:						
Specific Provisions: (if applicable)						
Carry forward <input type="checkbox"/> n/a	Carry Back <input type="checkbox"/> n/a					
Refundable <input type="checkbox"/> Yes	Apportioned <input type="checkbox"/> No					
Sellable/Assignable <input type="checkbox"/> No	Appropriated <input type="checkbox"/> No					
Organizations Remit an Offset <input type="checkbox"/> No	Additional Federal Deductions/Credits Available <input type="checkbox"/> No					
Comments on Specific Provisions:						
Legislative / General Assembly Action(s) During Prior Five Years:						
A.L. 2025 H.B. 594 & 508: 135.010, (5) - Beginning January 1, 2026, the income exemption for homesteads owned and occupied for the full year will increase to 2,800 for single filers and \$5,800 when married filing joint. 135.025 - The maximum credit for rent will increase to \$1,055 and the maximum credit for real estate tax paid will increase to \$1,550 and will be adjusted for inflation based on the Consumer Price Index for All Urban Consumers for the Midwest Region. 135.030, 1, (1), (a) – (d) - The maximum upper income limits increased for taxpayers that did not own and occupy their residence for an entire year to \$38,200 for those with a single or married filing separate status and \$41,000 for those with a filing status of married filing joint. The maximum upper income limits increased for taxpayers that did own and occupy their residence for an entire year to \$42,200 for those with a single or married filing separate status and \$48,000 for those with a filing status of married filing joint. This will be adjusted for inflation based on the Consumer Price Index for All Urban Consumers for the Midwest Region.						
	FY 2023 ACTUAL	FY 2024 ACTUAL	FY 2025 ACTUAL	FY 2026 (year to date)	FY 2026 (Full Year)	FY 2027 (Budget Year)
Certificates Issued (#)	0	0	0	0	0	0
Projects/Participants (#)	132,308	115,602	102,235	0	105,000	150,000
Amount Authorized	\$0	\$0	\$0	\$0	\$0	\$0
Amount Issued	\$0	\$0	\$0	\$0	\$0	\$0
Amount Redeemed	\$76,149,913	\$65,601,577	\$60,595,889	\$0	\$65,000,000	\$70,000,000
FY 2025 EST. Amount Outstanding		\$ 0 as of 8/12/2025	FY 2025 EST. Amount Authorized but Unissued		\$ 0 as of 8/12/2025	

TAX CREDIT ANALYSIS

Program Name: Senior Citizen Property Tax Relief

HISTORICAL AND PROJECTED INFORMATION



Comments on Historical and Projected Information:

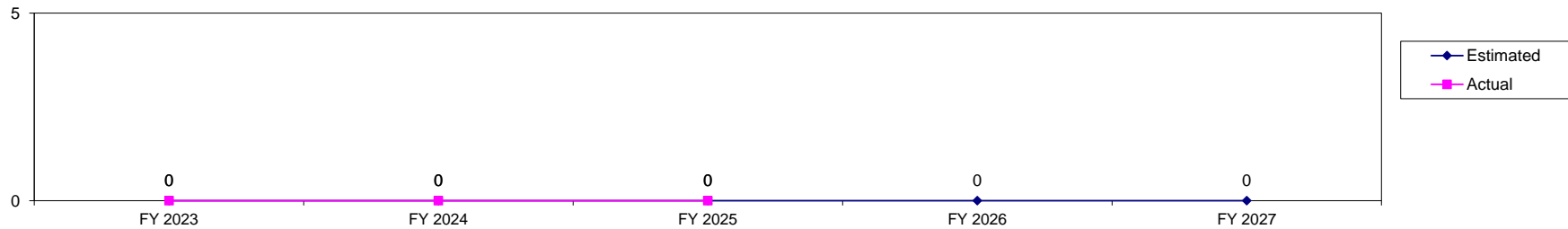
BENEFIT: COST ANALYSIS (includes only state revenue impacts)

	FY 2025 ACTIVITY	Other Fiscal Period (indicated time period)	Derivation of Benefits:
BENEFITS			The Missouri Department of Revenue, with the assistance of the Missouri Department of Economic Development, used the Regional Economic Model, Inc. (REM) to generate fiscal cost-benefit analysis for tax credit programs as required in Section 33.282, RSMo. Other Assumptions: - Reduction in personal income taxes of \$60,595,889 in 2025. - Incentives/credits of \$60,595,889 in Senior Citizen Property Tax relief tax credits in 2025. - Impacts occur statewide. All values in constant dollars - Assumptions provided by DED
Direct Fiscal Benefits	\$0		
Indirect Fiscal Benefits	\$2,069,779		
Total	\$2,069,779	\$0	
COSTS			
Direct Fiscal Costs	\$60,595,889		
Indirect Fiscal Costs	\$0		
Total	\$60,595,889	\$0	
BENEFIT: COST	0.03	#DIV/0!	

Other Benefits:

PERFORMANCE MEASURE(S)

Permanent New Jobs Created



Comments on Performance Measure:

TAX CREDIT ANALYSIS

Program Name: Rolling Stock Tax Credit		Contact Name & No.: Stacey Jacobs 573-751-1716		Date: September 2025	
Department: State Tax Commission		Type: Tax Credit		Other:	
Program Category: Business Recruitment		Applicable Taxes: Property Taxes			
Statutory Authority: Section 137.1018		Year of Last Legislative Change: 2023			
Tax Credit Creation Date: 2008 / Beginning January 1, 2009					

Program Description and Eligibility Requirements:
 For tax year beginning January 1, 2009, a freight line company shall, subject to appropriation, be allowed a credit against the tax levied for the applicable year. The tax credit amount shall be equal to the amount of eligible expenses incurred during the calendar year immediately preceding the tax year for which the credit under this section is claimed. The amount of the tax credit issued shall not exceed the freight line company's liability for the tax levied under this section for the tax year for which the credit is claimed.

Explanation of How Award is Computed:		Entitlement <input type="checkbox"/> Yes <input type="checkbox"/> No		Discretionary <input type="checkbox"/> Yes <input type="checkbox"/> No	
Private car ad valorem tax is assessed to the freight line companies by the following formula: The State Tax Commission determines the assessed value for freight line companies. The Tax Commission determines an average tax rate based on the actual taxes collected from the previous tax year paid by the operating railroads in Missouri. The tax rate is applied by the Tax Commission's calculated assessed value. This produces the "tax levied." This is returned to the Department of Revenue for central collection by October 1st and is due and payable by December 31st. For all taxable years beginning on or after January 1, 2009, a freight line company shall, subject to appropriation, be allowed a credit against the tax levied. The tax credit amount is equal to the amount of eligible expenses (eligible expenses are those incurred in this state to manufacture, maintain, or improve a freight line company's rolling stock) and are incurred during the calendar year immediately preceding the tax year for which the credit is claimed. The amount of the tax credit issued shall not exceed the freight line company's liability for the tax levied for the tax year for which the credit is claimed. If the appropriation is not totally funded, each company would receive a pro-rata share (based on their claim to total claims).					

Program Cap: Cumulative \$ _____ (remainder of cumulative cap) \$ _____		Annual \$ <u>Appropriated</u>		None _____	
Cap Shared Between Programs <input type="checkbox"/> No <input type="checkbox"/> Yes		Which Program(s)? _____			

Explanation of Cap: The amount of the tax credit issued shall not exceed the freightline company's liability for the tax levied under Section 137.1018 for the tax year for which the credit is claimed.

Sunset Provision: <input type="checkbox"/> Yes <input type="checkbox"/> No		Date of Sunset <u>28-Aug-28</u>		Date of Last Sunset Extension <u>28-Aug-22</u>	
---	--	---------------------------------	--	--	--

Explanation of Expiration of Authority: The provisions of the program authority expires on August 28, 2028.

Specific Provisions: (if applicable)					
Carry forward <input type="checkbox"/> n/a <input type="checkbox"/> Yes	Carry Back <input type="checkbox"/> n/a <input type="checkbox"/> Yes	Refundable <input type="checkbox"/> No <input type="checkbox"/> Yes	Apportioned <input type="checkbox"/> Yes <input type="checkbox"/> No	Appropriated <input type="checkbox"/> Yes <input type="checkbox"/> No	
Sellable/Assignable <input type="checkbox"/> No <input type="checkbox"/> Yes	Organizations Remit an Offset <input type="checkbox"/> No <input type="checkbox"/> Yes	Additional Federal Deductions/Credits Available <input type="checkbox"/> No <input type="checkbox"/> Yes			

Comments on Specific Provisions:

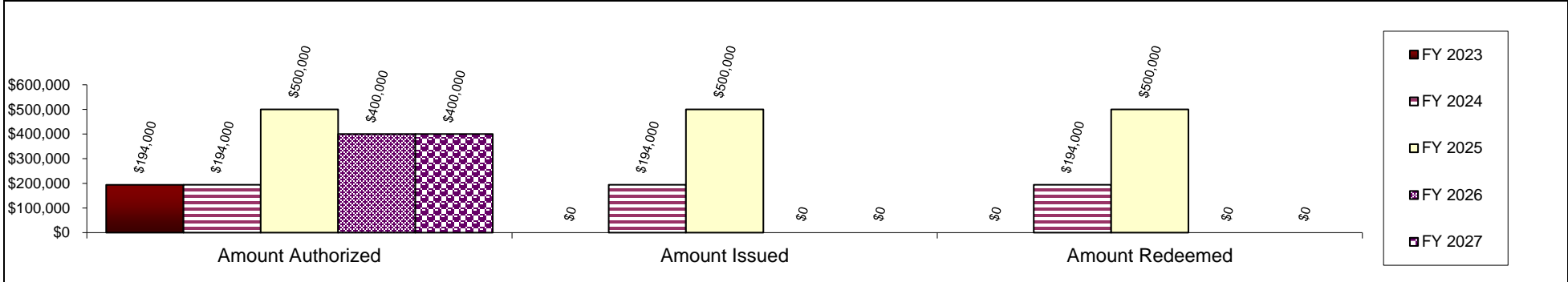
Legislative / General Assembly Action(s) During Prior Five Years:
 The program expired August 28, 2020; however, the sunset was reenacted beginning August 28, 2022 through August 28, 2028.

	FY 2023 ACTUAL	FY 2024 ACTUAL	FY 2025 ACTUAL	FY 2026 (year to date)	FY 2026 (Full Year)	FY 2027 (Budget Year)
Certificates Issued (#)	0	0	0	0	0	0
Projects/Participants (#)	0	0	0	0	0	0
Amount Authorized	\$194,000	\$194,000	\$500,000	\$400,000	\$400,000	\$400,000
Amount Issued	\$0	\$194,000	\$500,000	\$0	\$0	\$0
Amount Redeemed	\$0	\$194,000	\$500,000	\$0	\$0	\$0
FY 2025 EST. Amount Outstanding	\$	FY 2025 EST. Amount Authorized but Unissued		\$		

TAX CREDIT ANALYSIS

Program Name: Rolling Stock Tax Credit

HISTORICAL AND PROJECTED INFORMATION



Comments on Historical and Projected Information:

The Private Car Ad Valorem tax credit was appropriated by the General Assembly through the budget process for FY-2010 in the amount of \$4,000,000 and again in FY-2015 in the amount of 2,000,000; however, the Governor line item vetoed the appropriation both times. In FY-2016, the General Assembly appropriated \$300,000 and in FY-2017, the General Assembly appropriated \$600,000 and the Governor restricted \$300,000 leaving \$300,000. In FY-2018 and FY-2019 the General Assembly and Governor did not appropriate the tax credit. In FY-2020 the General Assembly and Governor appropriated \$194,000. Total taxes due for calendar year 2025 are \$4,288,716. The program expired on August 28, 2020; however, the sunset was reenacted beginning August 28, 2022 through August 28, 2028. Funds were appropriated for FY-2023; however, the new sunset was not enacted until August 28, 2022 and the data to issue the tax credit was not collected or submitted by the companies for their January 1, 2022 submission.

Historical data reflects the following for private car taxes due:

2025 - \$4,288,716; 2024 - \$4,276,223; 2023 - \$4,112,293; 2022 - \$3,979,982; 2021 - \$3,835,050; 2020 - \$4,398,020; 2019 - \$4,868,136; 2018 - \$4,682,786; 2017 - \$4,327,285; 2016 - \$4,673,143; 2015 - 4,502,636; 2014 - \$4,041,661; 2013 - \$3,900,392; 2012; 2012 - \$3,740,856; 2011 - \$3,452,968; 2010 - \$3,423,831; 2009 - \$3,757,140; 2008 - \$3,901,082; 2007 - \$4,152,737; 2006 - \$3,551,652; 2005 -

BENEFIT: COST ANALYSIS (includes only state revenue impacts)

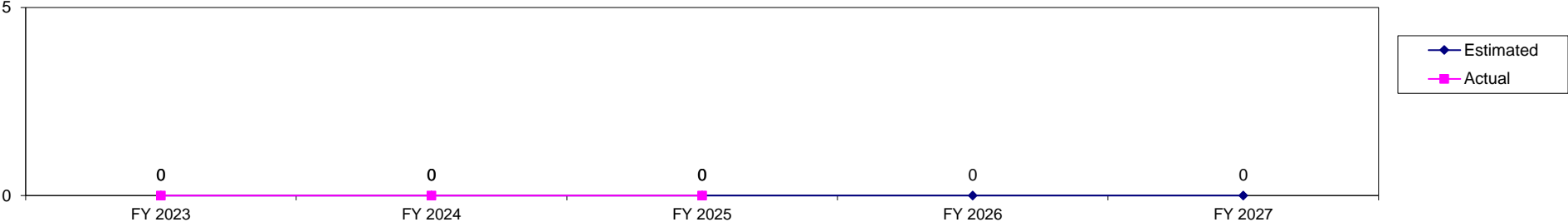
	FY 2025 ACTIVITY	Other Fiscal Period (indicated time period)	Derivation of Benefits:
BENEFITS			
Direct Fiscal Benefits			
Indirect Fiscal Benefits			
Total	\$0	\$0	
COSTS			
Direct Fiscal Costs	\$500,000		
Indirect Fiscal Costs			
Total	\$500,000	\$0	
BENEFIT: COST	0.00	#DIV/0!	
Other Benefits:			

TAX CREDIT ANALYSIS

Program Name: Rolling Stock Tax Credit

PERFORMANCE MEASURE(S)

Permanent New Jobs Created




Comments on Performance Measure:

TAX CREDIT ANALYSIS

Program Name: SALT Parity Act

HISTORICAL AND PROJECTED INFORMATION



Comments on Historical and Projected Information:

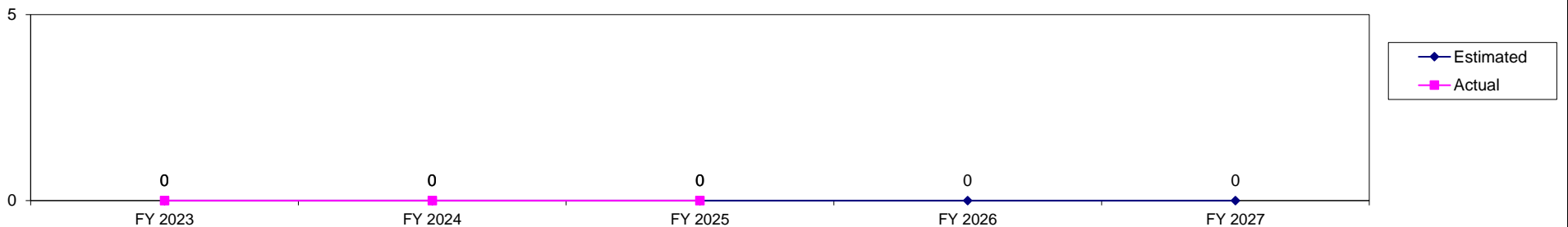
BENEFIT: COST ANALYSIS (includes only state revenue impacts)

	FY 2025 ACTIVITY	Other Fiscal Period (5 Years)	Derivation of Benefits:
BENEFITS			The Department of Revenue, with the assistance of the Missouri Department of Economic Development, used the Regional Economic Model, Inc. (REMI) to generate fiscal cost-benefit analysis for the tax credit programs as required by Section 33.282, RSMo.
Direct Fiscal Benefits	\$0	\$0	Other Assumptions:
Indirect Fiscal Benefits	\$13,990,370	\$23,515,926	- Reduction in personal income taxes of \$540,723,431 from 2025-2026
Total	\$13,990,370	\$23,515,926	- Credits are redeemed over a period of years. Redemption rates are based on historical averages for the SALT Parity Program
COSTS			- Incentive/Credits of \$409,676,338 in SALT Parity tax credits in 2025
Direct Fiscal Costs	\$409,676,338	\$540,723,431	- Impacts occur statewide. All values in constant dollars
Indirect Fiscal Costs	\$0	\$0	- Assumptions provided by DED
Total	\$409,676,338	\$540,723,431	
BENEFIT: COST	0.03	0.04	

Other Benefits:

PERFORMANCE MEASURE(S)

Permanent New Jobs Created



Comments on Performance Measure:

TAX CREDIT ANALYSIS

Program Name: Self Employed Health Insurance Tax Credit			
Department: Revenue	Contact Name & No.: Josh Shewmaker (526-2723)	Date: August 2025	
Program Category: Financial and Insurance	Type: Tax Credit	Other:	
Statutory Authority: Section 143.119, RSMo	Applicable Taxes: Chapter 143, excluding Sections 143.191 to 143.265. RSMo		
Tax Credit Creation Date: 2007	Year of Last Legislative Change: 2022		

Program Description and Eligibility Requirements:
 A self-employed taxpayer, as such term is used in the federal Internal Revenue Code (IRC) who is ineligible for the federal income tax health insurance deduction under Section 162 of the federal IRC shall be entitled to a credit against the tax otherwise due under this chapter, excluding withholding tax imposed by Sections 143.191 to 143.265, in an amount equal to the portion of such taxpayer's federal tax liability incurred due to such taxpayer's inclusion of such payments in federal adjusted gross income. For all tax periods ending on or after August 28, 2022, to be eligible for a credit under this section, the self-employed taxpayer shall have a Missouri income tax liability, before any other tax credits, of less than three thousand dollars.

Explanation of How Award is Computed:	Entitlement <input type="checkbox"/> Yes <input type="checkbox"/>	Discretionary <input type="checkbox"/> No <input type="checkbox"/>
--	--	---

A self-employed taxpayer may claim a credit in an amount equal to the portion of the taxpayer's federal tax liability due to the taxpayer's inclusion of the federal income tax health insurance payment in their federal adjusted gross income. For all tax periods ending on or after August 28, 2022, to be eligible for a credit under this section, the self-employed taxpayer shall have a Missouri income tax liability, before any other tax credits, of less than three thousand dollars.

Program Cap: Cumulative \$ _____ (remainder of cumulative cap) \$ _____	Annual \$ _____	None <input type="checkbox"/> X <input checked="" type="checkbox"/>
Cap Shared Between Programs <input type="checkbox"/> No <input type="checkbox"/>	Which Program(s)? _____ None _____	

Explanation of Cap:

Sunset Provision: <input type="checkbox"/> Yes <input checked="" type="checkbox"/>	Date of Sunset _____ 31-Dec-28 _____	Date of Last Sunset Extension _____ 2022 _____
---	--------------------------------------	--

Explanation of Expiration of Authority:
 Section 143.119, RSMo, does not enact the provisions of the Missouri Sunset Act. The tax credit does not have an expiration date.

Specific Provisions: (if applicable)

Carry forward <input type="checkbox"/> n/a <input type="checkbox"/>	Carry Back <input type="checkbox"/> n/a <input type="checkbox"/>	Refundable <input type="checkbox"/> No <input type="checkbox"/>	Apportioned <input type="checkbox"/> No <input type="checkbox"/>	Appropriated <input type="checkbox"/> No <input type="checkbox"/>
Sellable/Assignable <input type="checkbox"/> No <input type="checkbox"/>	Organizations Remit an Offset <input type="checkbox"/> No <input type="checkbox"/>	Additional Federal Deductions/Credits Available <input type="checkbox"/> No <input type="checkbox"/>		

Comments on Specific Provisions:

Comments on Specific Provisions: For all tax periods ending on or after August 28, 2022, The tax credits authorized under this section shall be nontransferable, nonrefundable, and shall not be carried back or forward to any other tax year. The reduction in credits redeemed is attributed to the legislative change, which became effective on August 28, 2022.

Legislative / General Assembly Action(s) During Prior Five Years:

A.L. 2022, H.B. 2400; Modified to the taxpayer to have a Missouri income tax liability, before any other credits, of less than \$3,000. The credit is no longer refundable and the credit cannot be carried forward. Added sunset language, December 31, 2028.

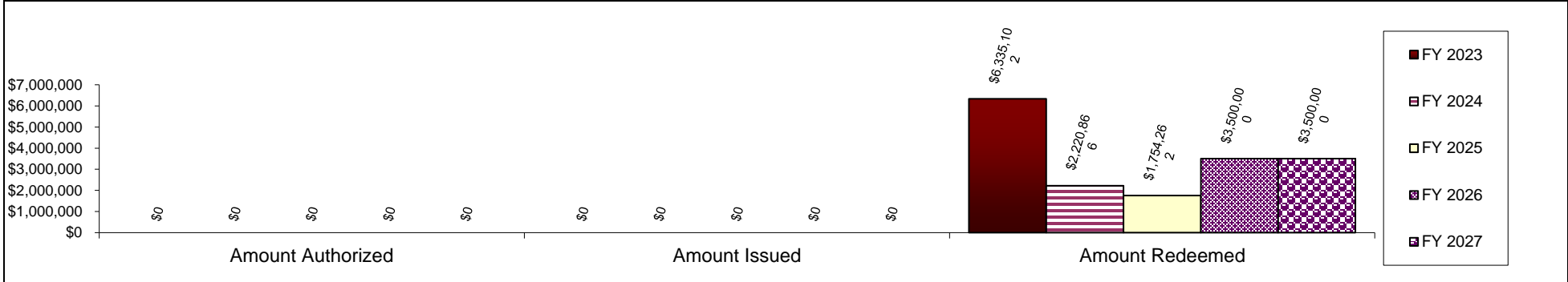
	FY 2023 ACTUAL	FY 2024 ACTUAL	FY 2025 ACTUAL	FY 2026 (year to date)	FY 2026 (Full Year)	FY 2027 (Budget Year)
Certificates Issued (#)	0	0	0	0	0	0
Projects/Participants (#)	6,389	5,253	4,343	0	5,000	5,000
Amount Authorized	\$0	\$0	\$0	\$0	\$0	\$0
Amount Issued	\$0	\$0	\$0	\$0	\$0	\$0
Amount Redeemed	\$6,335,102	\$2,220,866	\$1,754,262	\$0	\$3,500,000	\$3,500,000

FY 2025 EST. Amount Outstanding \$ _____	FY 2025 EST. Amount Authorized but Unissued \$ _____
--	--

TAX CREDIT ANALYSIS

Program Name: Self Employed Health Insurance Tax Credit

HISTORICAL AND PROJECTED INFORMATION



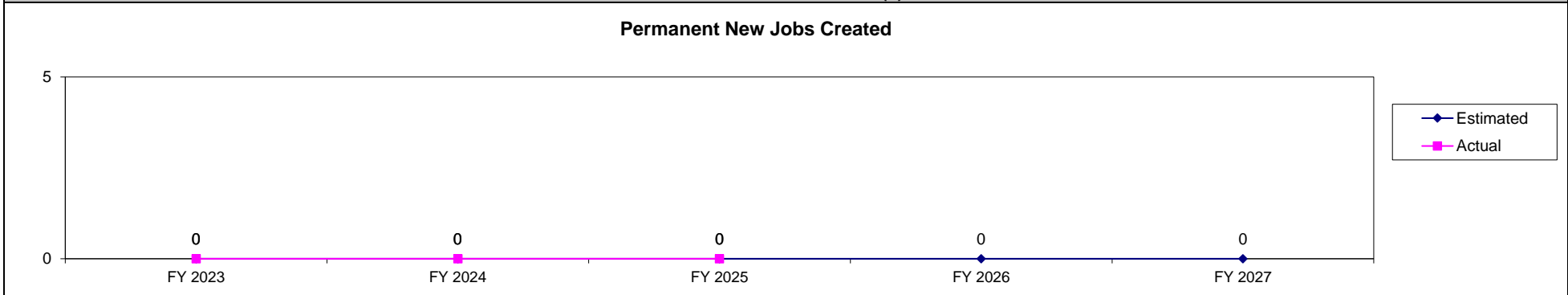
Comments on Historical and Projected Information:

BENEFIT: COST ANALYSIS (includes only state revenue impacts)

	FY 2025 ACTIVITY	Other Fiscal Period (indicated time period)	Derivation of Benefits: The Missouri Department of Revenue, with the assistance of the Missouri Department Economic Development, used the Regional Economic Model, Inc. (REMI) to generate fiscal cost-benefit analysis for tax credit programs as required under Section 33.282, RSMo. Other Assumptions: - Reduction in personal income taxes of \$1,754,262 in 2025. - Incentives/Credits of \$1,754,262 in Self Employed Health Care tax credits in 2025. - Impacts occur statewide. All values in constant dollars - Assumptions provided by DED.
BENEFITS			
Direct Fiscal Benefits	\$0		
Indirect Fiscal Benefits	\$59,913		
Total	\$59,913	\$0	
COSTS			
Direct Fiscal Costs	\$1,754,262		
Indirect Fiscal Costs	\$0		
Total	\$1,754,262	\$0	
BENEFIT: COST	0.03	#DIV/0!	

Other Benefits:

PERFORMANCE MEASURE(S)



Comments on Performance Measure:

TAX CREDIT ANALYSIS

Program Name: Missouri Working Family Tax Credit		Contact Name & No.: Josh Shewmaker (526-2723)		Date: August 2025	
Department: Revenue		Type: Tax Credit		Other:	
Program Category: Domestic and Social		Applicable Taxes: Chapter 143 RSMo			
Statutory Authority: Section 143.177 RSMo		Year of Last Legislative Change: 2021			
Tax Credit Creation Date: 2021					

Program Description and Eligibility Requirements:
 Beginning January 1, 2023, the Missouri Working Family Tax Credit can be claimed by a resident individual with a filing status of single, head of household, widowed, or married filing combined who is subject to the tax imposed under chapter 143, excluding withholding tax imposed under sections 143.191 to 143.265, and who is allowed a federal earned income tax credit (EIC) under 26 U.S.C. Section 32, as amended. The credit will be equal to ten percent of the federal EIC, pursuant to Section 143.177, (1), RSMo, and may increase to twenty percent subject to the provisions in Section 143.177, (3) RSMo. Any increase in the percentage shall take effect on January first of a calendar year and shall continue in effect until the next percentage increase occurs. An increase shall only apply to tax years that begin on or after the increase takes effect.

Explanation of How Award is Computed:		Entitlement <input type="checkbox"/> Yes <input type="checkbox"/> No		Discretionary <input type="checkbox"/> Yes <input type="checkbox"/> No	
<p>The percentage of the federal EIC to be allowed as a tax credit shall be ten percent, which may be increased to twenty percent; if the amount of net general revenue collected in the previous fiscal year exceeds the highest amount of net general revenue collected in any of the three fiscal years prior to such fiscal year by at least one hundred fifty million dollars. This credit is to be applied to the tax liability after reduction for all other credits. The maximum percentage that may be claimed as a tax credit is twenty percent of the federal earned income tax credit.</p> <p>Beginning January 1, 2023, the Working Family Tax Credit is equal to 10% of the allowable federal EITC as of January 2021. Beginning January 1, 2024, and beyond, the Working Family Tax Credit will be equal to 20% of the allowable federal EIC as of January 2021.</p>					
Program Cap:		Cumulative \$ _____ (remainder of cumulative cap) \$ _____		Annual \$ _____ None <input checked="" type="checkbox"/> X	
Cap Shared Between Programs <input type="checkbox"/> No <input type="checkbox"/> Yes		Which Program(s)? _____			

Explanation of Cap:

Sunset Provision: No Yes Date of Sunset _____ None _____ Date of Last Sunset Extension _____ None _____

Explanation of Expiration of Authority:
 Sections 143.177, RSMo, does not enact the provisions of the Missouri Sunset Act

Specific Provisions: (if applicable)

Carry forward <input type="checkbox"/> n/a <input type="checkbox"/> Yes	Carry Back <input type="checkbox"/> n/a <input type="checkbox"/> Yes	Refundable <input type="checkbox"/> No <input type="checkbox"/> Yes	Apportioned <input type="checkbox"/> No <input type="checkbox"/> Yes	Appropriated <input type="checkbox"/> No <input type="checkbox"/> Yes
Sellable/Assignable <input type="checkbox"/> No <input type="checkbox"/> Yes	Organizations Remit an Offset <input type="checkbox"/> No <input type="checkbox"/> Yes	Additional Federal Deductions/Credits Available <input type="checkbox"/> Yes <input type="checkbox"/> No		

Comments on Specific Provisions:

Legislative / General Assembly Action(s) During Prior Five Years:

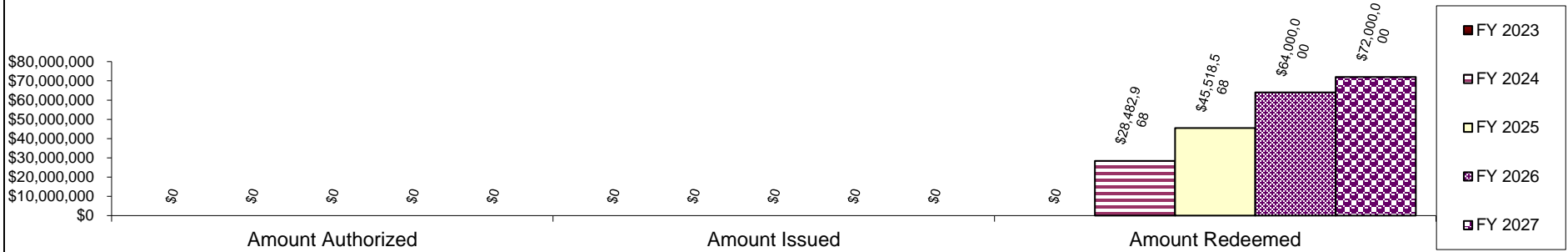
	FY 2023 ACTUAL	FY 2024 ACTUAL	FY 2025 ACTUAL	FY 2026 (year to date)	FY 2026 (Full Year)	FY 2027 (Budget Year)
Certificates Issued (#)	0	0	0	0	0	0
Projects/Participants (#)	0	176,936	185,183	0	400,000	450,000
Amount Authorized	\$0	\$0	\$0	\$0	\$0	\$0
Amount Issued	\$0	\$0	\$0	\$0	\$0	\$0
Amount Redeemed	\$0	\$28,482,968	\$45,518,568	\$0	\$64,000,000	\$72,000,000

FY 2025 EST. Amount Outstanding \$ 0 as of 8/12/2025	FY 2025 EST. Amount Authorized but Unissued \$ 0 as of 8/12/2025
--	--

TAX CREDIT ANALYSIS

Program Name: Missouri Working Family Tax Credit

HISTORICAL AND PROJECTED INFORMATION



Comments on Historical and Projected Information:

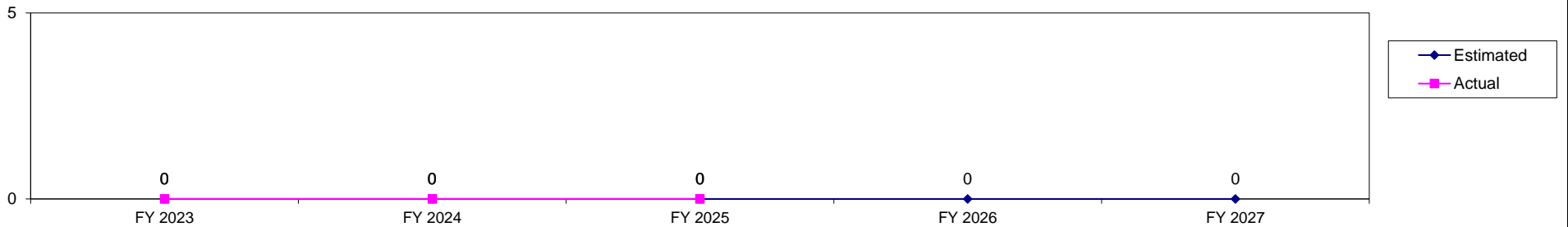
BENEFIT: COST ANALYSIS (includes only state revenue impacts)

	FY 2025 ACTIVITY	Other Fiscal Period (indicated time period)	Derivation of Benefits:
BENEFITS			Investment: (a) N/A Employment: (a) N/A
Direct Fiscal Benefits	\$0		Other Assumptions: - Reduction in personal income taxes of \$45,518,568 in 2025. - Incentives/Credits of \$45,518,568 in Working Family tax credits in 2025. - Impacts occur statewide. All values in constant dollars - Assumptions provided by DED.
Indirect Fiscal Benefits	\$1,554,746		
Total	\$1,554,746	\$0	
COSTS			
Direct Fiscal Costs	\$45,518,568		
Indirect Fiscal Costs	\$0		
Total	\$45,518,568	\$0	
BENEFIT: COST	0.03	#DIV/0!	

Other Benefits:

PERFORMANCE MEASURE(S)

Permanent New Jobs Created



Comments on Performance Measure:

TAX CREDIT ANALYSIS

TAX CREDIT ANALYSIS, FY 2027 BUDGET SUBMISSION

Program Name: Developmental Disability Care Provider

Department: Social Services **Contact Name & No.:** Patrick Luebbering (573) 751-7533 **Date:** October 2025

Program Category: Domestic and Social **Type:** Tax Credit Other:

Statutory Authority: 135.1180 RSMo **Applicable Taxes:** Corporate Income, Fiduciary, Financial, Corporate Franchise, Individual and Insurance

Tax Credit Creation Date: Aug. 28, 2012 **Year of Last Legislative Change:** Aug. 28, 2015

Program Description and Eligibility Requirements:
 A qualified developmental disability care provider may apply for tax credits on behalf of taxpayers who make eligible donations to the provider. Those who donate to qualifying providers are eligible to receive a tax credit up to fifty percent of their donation. Qualified developmental disability care providers that accept these donations are required to remit payment equivalent to the amount of the tax credit to the Department of Social Services. The program was authorized in HB 1172 (2012) and went into effect August 28, 2012.

Explanation of How Award is Computed: **Entitlement** Yes **Discretionary** No
 Developmental Disability Care Provider is a contributory program. Taxpayers are eligible for a tax credit equivalent to up to fifty percent of an eligible donation to a qualified developmental disability care provider. The developmental disability care provider accepting the qualified donation must remit payment to the DSS equivalent to fifty percent of the donation received (the amount of the tax credit to be issued). The amount of the tax credit claimed may not exceed the amount of the taxpayer's state tax liability in the tax year that the credit is being claimed. Any tax credit that cannot be claimed in the taxable year during which the contribution is made will not be refunded but allowed to be carried forward and used against the taxpayer's state tax liability for four (4) subsequent years. The tax credit issued to taxpayer(s) may be applied to state liability taxes in the amount not to exceed fifty percent of an eligible donation made to a qualifying developmental disability care provider. Qualifying developmental disability care providers must have a current contract with the Children's Division or the Department of Mental Health, or be accredited by the Council on Accreditation, the Joint Commission on Accreditation of Healthcare Organizations, or the Commission on Accreditation of Rehabilitation Facilities.

Program Cap: Cumulative \$ _____ (remainder of cumulative cap) \$ _____ Annual \$ _____ None x
Cap Shared Between Programs No **Which Program(s)?** _____

Explanation of Cap:
 Qualifying developmental disability care providers must submit payment equivalent to the amount of tax credit issued. As a result, no cap is applied to this tax credit.

Sunset Provision: No **Date of Sunset** _____ **Date of Last Sunset Extension** _____

Explanation of Expiration of Authority:
 Sunset provision removed Aug. 28, 2015

Specific Provisions: (if applicable)
 Carry forward 4 years Carry Back n/a Refundable No Apportioned No Appropriated No
 Sellable/Assignable Yes Organizations Remit an Offset Yes Additional Federal Deductions/Credits Available No

Comments on Specific Provisions:

Legislative / General Assembly Action(s) During Prior Five Years:
 No legislative or General Assembly actions have taken place in the last five years.

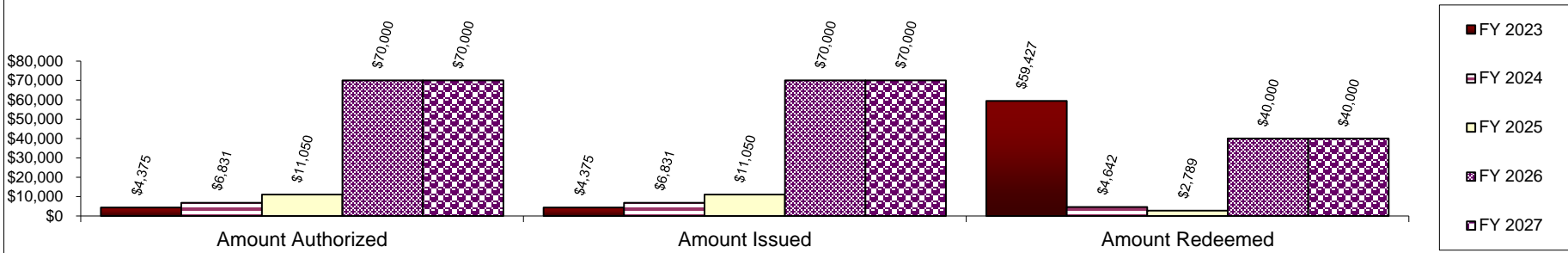
	FY 2023 ACTUAL	FY 2024 ACTUAL	FY 2025 ACTUAL	FY 2026 (year to date)	FY 2026 (Full Year)	FY 2027 (Budget Year)
Certificates Issued (#)	6	3	5	0	20	20
Projects/Participants (#)	0	0	0	0	0	0
Amount Authorized	\$4,375	\$6,831	\$11,050	\$0	\$70,000	\$70,000
Amount Issued	\$4,375	\$6,831	\$11,050	\$0	\$70,000	\$70,000
Amount Redeemed	\$59,427	\$4,642	\$2,789	\$0	\$40,000	\$40,000

FY 2025 EST. Amount Outstanding \$0 FY 2025 EST. Amount Authorized but Unissued N/A

TAX CREDIT ANALYSIS

Program Name: Developmental Disability Care Provider

HISTORICAL AND PROJECTED INFORMATION



Comments on Historical and Projected Information:

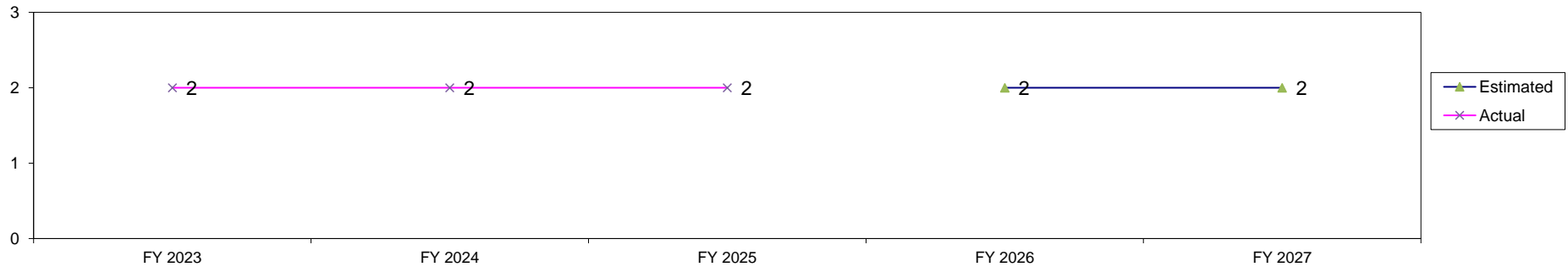
BENEFIT: COST ANALYSIS (includes only state revenue impacts)

	FY 2025 ACTIVITY	Other Fiscal Period (indicated time period)	Derivation of Benefits:
BENEFITS			Indirect fiscal benefits are the total amount of donations received by qualifying agencies that contributed toward the cost of assisting their clients who may have, otherwise, accessed state assistance. (Credits issued reflect 50% of total donations received)
Direct Fiscal Benefits			
Indirect Fiscal Benefits	\$22,100		
Total	\$22,100	\$0	Direct costs are the amount of credits that redeemed in FY 25 (\$2,789) plus the cost for salary and fringe to administer the tax credit (\$3,389).
COSTS			
Direct Fiscal Costs	\$3,181		
Indirect Fiscal Costs			
Total	\$3,181	\$0	
BENEFIT: COST	6.95	#DIV/0!	

Other Benefits:
Allows agencies to generate donations to be used toward the care of people with developmental disabilities without causing a burden on the state. Even though the state has a reduction in revenue when these tax credits are redeemed, the payment of half of the donation amount received by the provider offsets this cost.

PERFORMANCE MEASURE(S)

Number of Agencies Utilizing the Tax Credit



Comments on Performance Measure:

TAX CREDIT ANALYSIS

TAX CREDIT ANALYSIS, FY 2027 BUDGET SUBMISSION

Program Name: Diaper Bank		Contact Name & No.: Patrick Luebbering (573) 751-7533		Date: October 2025	
Department: Social Services		Type: Tax Credit		Other:	
Program Category: Domestic and Social		Applicable Taxes: Corporate Income, Fiduciary, Financial, Corporate Franchise, Individual and Insurance			
Statutory Authority: 135.621 RSMo		Year of Last Legislative Change: 2025			
Tax Credit Creation Date: Aug. 28, 2018					

Program Description and Eligibility Requirements:
 Allows a tax credit for taxpayers to apply to their state liability taxes in an amount not to exceed fifty percent of a contribution made to a qualifying diaper bank. Contributions can include cash, stocks, bonds or other marketable securities, or real property, with a value of one hundred dollars (\$100) or more.

Explanation of How Award is Computed:	Entitlement	Yes	Discretionary	No
--	--------------------	-----	----------------------	----

Taxpayers are eligible for a tax credit equivalent to up to fifty percent of an eligible contribution to a qualified diaper bank. Contributions must have a value of at least \$100 (\$50 tax credit) and can not exceed \$100,000 (\$50,000 tax credit) per taxpayer during any fiscal year. Eligible tax credits can not exceed the taxpayers state income tax liability for the year the credit is claimed.

Program Cap: Cumulative \$ _____ (remainder of cumulative cap) \$ _____ Annual \$ 500,000 None _____

Cap Shared Between Programs No **Which Program(s)?** _____

Explanation of Cap:
 Annually the \$500,000 is allocated to those qualifying diaper banks that have submitted an application and supporting documentation to the Department of Social Services. Allotments may be revised during the year at the Department's discretion in an effort to fully utilize the maximum tax credit possible.

Sunset Provision: Yes No Date of Sunset December 31, 2031 Date of Last Sunset Extension August 28, 2025

Explanation of Expiration of Authority:
 This program is set to sunset December 31, 2031.

Specific Provisions: (if applicable)

Carry forward 1 year n/a Carry Back n/a Refundable No Apportioned Yes Appropriated No

Sellable/Assignable No Organizations Remit an Offset No Additional Federal Deductions/Credits Available No

Comments on Specific Provisions:

Legislative / General Assembly Action(s) During Prior Five Years:
 HB 121 & SB 43: 2025 - Tax Credit sunset date extended to December 31, 2031.

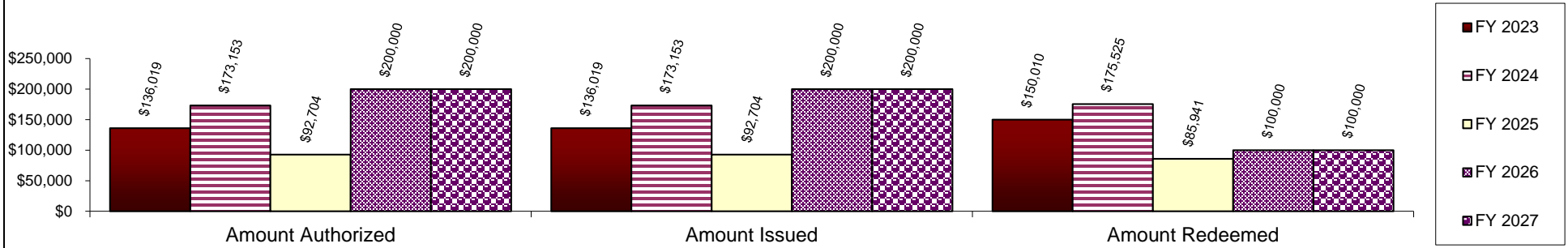
	FY 2023 ACTUAL	FY 2024 ACTUAL	FY 2025 ACTUAL	FY 2026 (year to date)	FY 2026 (Full Year)	FY 2027 (Budget Year)
Certificates Issued (#)	84	86	49	0	88	88
Projects/Participants (#)	0	0	0	0	0	0
Amount Authorized	\$136,019	\$173,153	\$92,704	\$0	\$200,000	\$200,000
Amount Issued	\$136,019	\$173,153	\$92,704	\$0	\$200,000	\$200,000
Amount Redeemed	\$150,010	\$175,525	\$85,941	\$0	\$100,000	\$100,000

FY 2025 EST. Amount Outstanding	\$4,392	FY 2025 EST. Amount Authorized but Unissued	N/A
---------------------------------	---------	---	-----

TAX CREDIT ANALYSIS

Program Name: Diaper Bank

HISTORICAL AND PROJECTED INFORMATION



Comments on Historical and Projected Information:

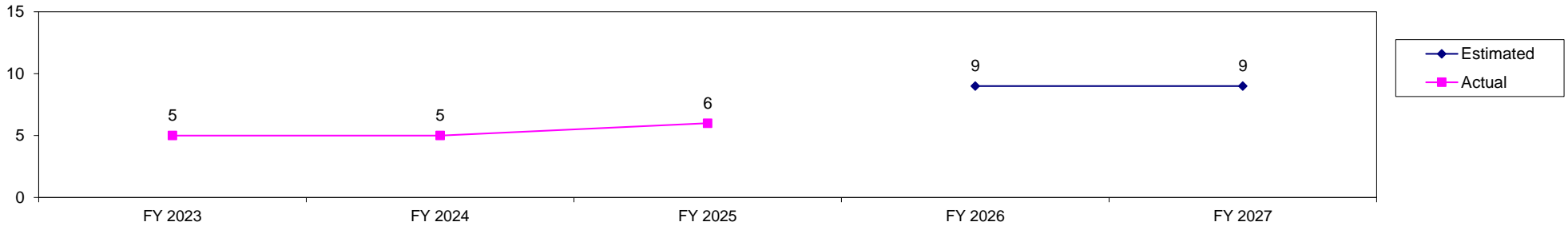
BENEFIT: COST ANALYSIS (includes only state revenue impacts)

	FY 2025 ACTIVITY	Other Fiscal Period (indicated time period)	Derivation of Benefits:
BENEFITS			Indirect fiscal benefits are the total amount of donations received by qualifying agencies that contributed toward the cost of assisting their clients who may have, otherwise, accessed state assistance. (Credits issued reflect 50% of total donations received)
Direct Fiscal Benefits			
Indirect Fiscal Benefits	\$185,409		
Total	\$185,409	\$0	Direct costs are the amount of credits that redeemed in FY 25 (\$85,941) plus the cost for salary and fringe to administer the tax credit (\$5,084).
COSTS			
Direct Fiscal Costs	\$91,025		
Indirect Fiscal Costs			
Total	\$91,025	\$0	
BENEFIT: COST	2.04	#DIV/0!	

Other Benefits:

PERFORMANCE MEASURE(S)

Number of Participating Diaper Banks



Comments on Performance Measure:

TAX CREDIT ANALYSIS

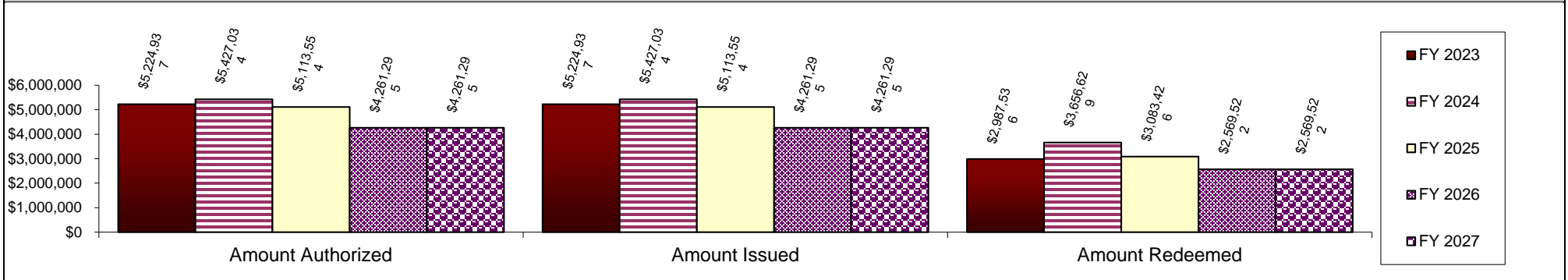
TAX CREDIT ANALYSIS, FY 2027 BUDGET SUBMISSION

Program Name: Maternity Home						
Department: Social Services		Contact Name & No.: Patrick Luebbering (573) 751-7533			Date: October 2025	
Program Category: Domestic and Social		Type: Tax Credit	Other:			
Statutory Authority: 135.600 RSMo		Applicable Taxes: Corporate Income, Fiduciary, Financial, Corporate Franchise, Individual and Insurance				
Tax Credit Creation Date: Aug. 28, 1997		Year of Last Legislative Change: Aug. 28, 2025				
Program Description and Eligibility Requirements: The Maternity Homes tax credit program provides a tax credit against a taxpayer's state tax liability equal to seventy percent of contributions to Maternity Homes. Those eligible for the tax credit include a person, firm, partner in a firm, etc., doing business in Missouri or a charitable firm who contributes to a maternity home. The amount of tax credit issued may be equivalent to up to seventy percent of the contribution to the agency. Credits shall not be less than fifty dollars and cannot exceed fifty thousand dollars to an individual taxpayer in a fiscal year.						
Explanation of How Award is Computed:						
		Entitlement <input type="checkbox"/> Yes <input type="checkbox"/> No		Discretionary <input type="checkbox"/> Yes <input type="checkbox"/> No		
Beginning FY 2023, the amount of tax credits that can be issued increases to seventy percent (70%) of the amount such taxpayer contributes to a maternity home. The taxpayer shall not be allowed to claim a tax credit unless the total amount of such taxpayer's contribution to the centers is at least one hundred dollars (\$100) in value. The amount of the tax credit claimed must not be in excess of the taxpayer's state tax liability for the tax year that the credit is claimed and shall not exceed one hundred thousand (\$100,000) dollars per tax year. Prior to FY23, A taxpayer was allowed to claim a tax credit in the amount equal to fifty percent (50%). Shelters must submit an application annually to be classified as a qualifying agency to receive donations eligible for the Maternity Home Tax Credit.						
Program Cap: Cumulative \$ _____ (remainder of cumulative cap) \$ _____ Annual \$ N/A _____ None <input checked="" type="checkbox"/> x _____						
Cap Shared Between Programs <input type="checkbox"/> No <input type="checkbox"/> Yes		Which Program(s)? _____				
Explanation of Cap: The annual cap for this credit was removed beginning FY 2023.						
Sunset Provision: <input type="checkbox"/> No <input type="checkbox"/> Yes Date of Sunset _____ Date of Last Sunset Extension _____						
Explanation of Expiration of Authority: In the 2021 legislative session, the sunset was removed from the Maternity Home tax credit (HB 430).						
Specific Provisions: (if applicable)						
Carry forward <input type="checkbox"/> 1 year <input type="checkbox"/> 2 years <input type="checkbox"/> 3 years <input type="checkbox"/> 4 years <input type="checkbox"/> 5 years		Carry Back <input type="checkbox"/> n/a <input type="checkbox"/> 1 year <input type="checkbox"/> 2 years <input type="checkbox"/> 3 years <input type="checkbox"/> 4 years <input type="checkbox"/> 5 years		Refundable <input type="checkbox"/> No <input type="checkbox"/> Yes		Apportioned <input type="checkbox"/> No <input type="checkbox"/> Yes
Sellable/Assignable <input type="checkbox"/> No <input type="checkbox"/> Yes		Organizations Remit an Offset <input type="checkbox"/> Choose <input type="checkbox"/> No <input type="checkbox"/> Yes		Additional Federal Deductions/Credits Available <input type="checkbox"/> No <input type="checkbox"/> Yes		
Comments on Specific Provisions:						
Legislative / General Assembly Action(s) During Prior Five Years: Starting July 1, 2022, the percentage of tax credit increased from 50% to 70%. Prior to FY23, \$3,500,000 was allocated annually to qualifying maternity homes and allotments were revised during the year at the Department's discretion in an effort to fully utilize the maximum tax credit possible. In FY 2020, the cap increased to \$3,500,000 from \$2,500,000. HB 121 (2025) "increased amount of tax credit claimed by a taxpayer in a tax year from not more than \$50,000 to not more than \$100,000."						
	FY 2023 ACTUAL	FY 2024 ACTUAL	FY 2025 ACTUAL	FY 2026 (year to date)	FY 2026 (Full Year)	FY 2027 (Budget Year)
Certificates Issued (#)	2,125	2,138	2,551	0	2,319	2,319
Projects/Participants (#)	N/A	N/A	N/A	N/A	N/A	N/A
Amount Authorized	\$5,224,937	\$5,427,034	\$5,113,554	\$0	\$4,261,295	\$4,261,295
Amount Issued	\$5,224,937	\$5,427,034	\$5,113,554	\$0	\$4,261,295	\$4,261,295
Amount Redeemed	\$2,987,536	\$3,656,629	\$3,083,426	\$0	\$2,569,522	\$2,569,522
FY 2025 EST. Amount Outstanding \$3,800,832.41						
FY 2025 EST. Amount Authorized but Unissued				N/A		

TAX CREDIT ANALYSIS

Program Name: Maternity Home

HISTORICAL AND PROJECTED INFORMATION



Comments on Historical and Projected Information:
 Projected Certificates Issued is calculated using 10% growth. Authorized, Issued, and Redeemed projections are calculated using 20% growth.

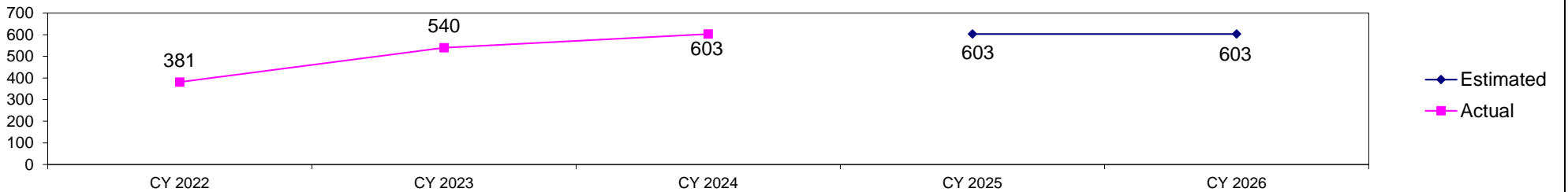
BENEFIT: COST ANALYSIS (includes only state revenue impacts)

	FY 2025 ACTIVITY	Other Fiscal Period (indicated time period)	Derivation of Benefits: Indirect fiscal benefits are the total amount of donations received by qualifying agencies that contributed toward the cost of assisting their clients who may have, otherwise, accessed state assistance. (Credits issued reflect 70% of total donations received) Direct costs are the amount of credits that redeemed in FY 25 (\$3,083,426) plus the cost for salary and fringe to administer the tax credit (\$21,183).
BENEFITS			
Direct Fiscal Benefits			
Indirect Fiscal Benefits	\$10,227,108		
Total	\$10,227,108	\$0	
COSTS			
Direct Fiscal Costs	\$3,104,609		
Indirect Fiscal Costs			
Total	\$3,104,609	\$0	
BENEFIT: COST	3.29	#DIV/0!	

Other Benefits:

PERFORMANCE MEASURE(S)

Number of Clients Served



Comments on Performance Measure:
 Calculated for calendar year (January - December). Calendar year 2025 actual will be available June, 2026. Reduction in number of clients served in 2020 can be attributed to COVID-19. Projected number of clients increased to reflect changes in the tax credit statute.

TAX CREDIT ANALYSIS

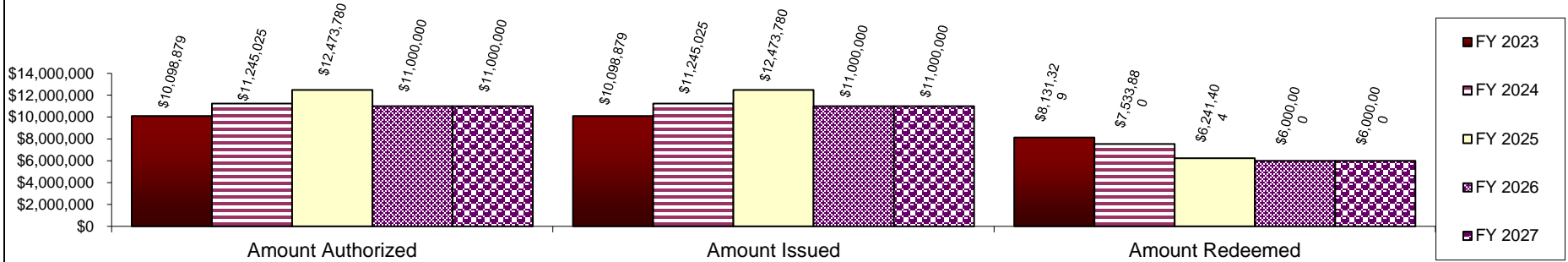
TAX CREDIT ANALYSIS, FY 2027 BUDGET SUBMISSION

Program Name: Pregnancy Resource Center						
Department: Social Services		Contact Name & No.: Patrick Luebbering (573) 751-7533			Date: October 2025	
Program Category: Domestic and Social		Type:	Tax Credit	Other:		
Statutory Authority: 135.630 RSMo		Applicable Taxes: Corporate Income, Fiduciary, Financial, Corporate Franchise, Individual and Insurance				
Tax Credit Creation Date: Aug. 28, 2006		Year of Last Legislative Change: Aug. 28, 2019				
Program Description and Eligibility Requirements: A qualified pregnancy resource center may apply for tax credits on behalf of taxpayers who make contributions to the agency. The amount of tax credit issued may be equivalent to up to seventy percent of the contribution to the agency. Credits shall not be less than fifty dollars (\$50) and can not exceed fifty thousand dollars (\$50,000) to an individual taxpayer in a fiscal year. Pregnancy resource centers must submit an application to the Department to be certified to received donations eligible for the Pregnancy Resource Center Tax Credit. An agency must be a non-residential facility located in this state which is exempt from income taxation under the United States Internal Revenue Code and is established for the purpose of providing assistance to women with unplanned or crisis pregnancies, or similar services to encourage and assist women in carrying their pregnancies to term. These facilities do not perform childbirths nor do they perform, induce or refer for abortion. All services are provided in accordance with Missouri statute at no cost to clients.						
Explanation of How Award is Computed:						
		Entitlement <input type="checkbox"/> Yes	<input type="checkbox"/> No	Discretionary <input type="checkbox"/> No		
The Pregnancy Resource Center Tax Credit program became effective January 1, 2007. A taxpayer shall be allowed to claim a tax credit against the taxpayer's state tax liability, in an amount equal to seventy percent (70%) of the amount such taxpayer contributed to a pregnancy resource center. The taxpayer shall not be allowed to claim a tax credit unless the total amount of such taxpayer's contribution to the centers is at least one hundred dollars (\$100) in value. The amount of the tax credit claimed must not be in excess of the taxpayer's state tax liability for the taxable year that the credit is claimed and shall not exceed fifty thousand (\$50,000) dollars per taxable year.						
Program Cap: Cumulative \$ _____ (remainder of cumulative cap) \$ _____ Annual \$ N/A _____ None <input checked="" type="checkbox"/> x _____						
Cap Shared Between Programs <input type="checkbox"/> No		Which Program(s)? _____				
Explanation of Cap: Effective FY 2021, there is no cap to the amount of credits that can be claimed for those qualifying pregnancy resource centers that have submitted an application and supporting documentation to the Department of Social Services. Prior to this date, annual allocation could not exceed \$3.5 million.						
Sunset Provision: <input type="checkbox"/> No Date of Sunset _____ Date of Last Sunset Extension _____						
Explanation of Expiration of Authority: In the 2019 legislative session, the sunset was removed from the Pregnancy Resource Center tax credit (HB 126).						
Specific Provisions: (if applicable)						
Carry forward <input type="checkbox"/> 1 year	Carry Back <input type="checkbox"/> n/a	Refundable <input type="checkbox"/> No	Apportioned <input type="checkbox"/> No	Appropriated <input type="checkbox"/> No		
Sellable/Assignable <input type="checkbox"/> No	Organizations Remit an Offset <input type="checkbox"/> No	Additional Federal Deductions/Credits Available <input type="checkbox"/> No				
Comments on Specific Provisions: The four year carryover ended August 28, 2018. After that date, the carryover is for one year.						
Legislative / General Assembly Action(s) During Prior Five Years: There has been no Legislative / General Assembly Action(s) during the last five years.						
	FY 2023 ACTUAL	FY 2024 ACTUAL	FY 2025 ACTUAL	FY 2026 (year to date)	FY 2026 (Full Year)	FY 2027 (Budget Year)
Certificates Issued (#)	7,224	7,797	8,457	0	7,000	7,000
Projects/Participants (#)	0	0	0	0	0	0
Amount Authorized	\$10,098,879	\$11,245,025	\$12,473,780	\$0	\$11,000,000	\$11,000,000
Amount Issued	\$10,098,879	\$11,245,025	\$12,473,780	\$0	\$11,000,000	\$11,000,000
Amount Redeemed	\$8,131,329	\$7,533,880	\$6,241,404	\$0	\$6,000,000	\$6,000,000
FY 2025 EST. Amount Outstanding		\$9,943,521.12	FY 2025 EST. Amount Authorized but Unissued		N/A	

TAX CREDIT ANALYSIS

Program Name: Pregnancy Resource Center

HISTORICAL AND PROJECTED INFORMATION



Comments on Historical and Projected Information:

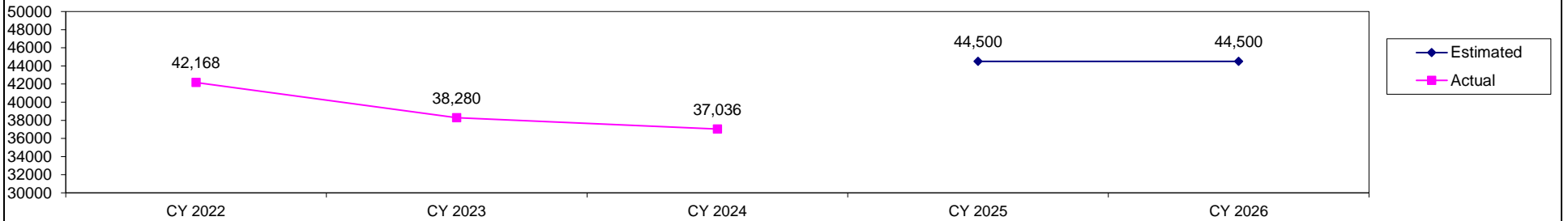
BENEFIT: COST ANALYSIS (includes only state revenue impacts)

	FY 2025 ACTIVITY	Other Fiscal Period (indicated time period)	Derivation of Benefits: Indirect fiscal benefits are the total amount of donations received by qualifying agencies that contributed toward the cost of assisting their clients who may have, otherwise, accessed state assistance. (Credits issued reflect 70% of total donations received) Direct costs are the amount of credits that redeemed in FY 25 (\$6,241,404) plus the cost for salary and fringe to administer the tax credit (\$33,893).
BENEFITS			
Direct Fiscal Benefits			
Indirect Fiscal Benefits	\$17,819,686		
Total	\$17,819,686	\$0	
COSTS			
Direct Fiscal Costs	\$6,275,297		
Indirect Fiscal Costs			
Total	\$6,275,297	\$0	
BENEFIT: COST	2.84	#DIV/0!	

Other Benefits:

PERFORMANCE MEASURE(S)

Number of Clients Served



Comments on Performance Measure:

Clients served are reported on a calendar year. CY 2025 will be available June, 2026.

TAX CREDIT ANALYSIS

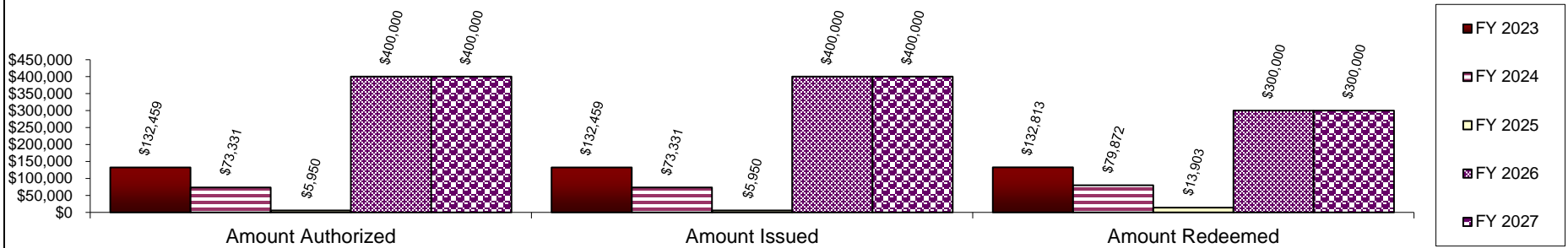
TAX CREDIT ANALYSIS, FY 2027 BUDGET SUBMISSION

Program Name: Residential Treatment Agency						
Department: Social Services		Contact Name & No.: Patrick Luebbering (573) 751-7533			Date: October 2025	
Program Category: Domestic and Social		Type:	Tax Credit	Other:		
Statutory Authority: 135.1150 RSMo		Applicable Taxes: Corporate Income, Fiduciary, Financial, Corporate Franchise, Individual and Insurance				
Tax Credit Creation Date: Aug. 28, 2006		Year of Last Legislative Change: Aug. 28, 2015				
Program Description and Eligibility Requirements: A qualified residential treatment agency may apply for tax credits on behalf of taxpayers who make eligible donations to the agency. The amount of total credits available to any qualified residential treatment agency can not exceed the total funds received from the Department of Social Services (DSS) in the preceding twelve months. Those who donate to qualifying providers are eligible to receive a tax credit up to fifty percent of their donation. Qualified residential treatment agencies that accept these donations are required to remit payment equivalent to the amount of the tax credit to the Department of Social Services.						
Explanation of How Award is Computed:		Entitlement <input type="checkbox"/> Yes	Discretionary <input type="checkbox"/> No			
Residential Treatment is a contributory program. Taxpayers are eligible for a tax credit equivalent to up to fifty percent of an eligible donation to a qualified residential treatment agency. The residential treatment agency accepting the qualified donation must remit payment to the DSS equivalent to fifty percent of the donation received (the amount of the tax credit to be issued). Since January 1, 2007, any taxpayer is allowed to claim a credit against their state tax liability equivalent to fifty percent (50%) of the eligible donation the taxpayer made to a qualified residential treatment agency. The amount of the tax credit claimed may not exceed the amount of the taxpayer's state tax liability in the tax year that the credit is being claimed. Any tax credit that cannot be claimed in the taxable year during which the contribution is made will not be refunded, but is allowed to be carried forward and used against the taxpayer's state tax liability for four (4) subsequent years. The tax credit issued to taxpayer(s) may be applied to state liability taxes in the amount not to exceed fifty percent of an eligible donation made to a qualifying residential treatment agency. Qualifying residential treatment agencies must have a current contract with the Children's Division. Total credits issued can not exceed the total payments made by DSS to the Residential Treatment Agency during the twelve months preceding the month the application was received by DSS.						
Program Cap:		Cumulative \$ _____ (remainder of cumulative cap) \$ _____	Annual \$ _____	None	x _____	
Cap Shared Between Programs <input type="checkbox"/> No		Which Program(s)? _____				
Explanation of Cap: Qualifying residential treatment agencies must submit payment equivalent to the amount of tax credit issued. As a result, no cap is applied to this tax credit.						
Sunset Provision:		<input type="checkbox"/> No	Date of Sunset _____		Date of Last Sunset Extension _____	
Explanation of Expiration of Authority: Senate Bill 463 (2015) removed the sunset.						
Specific Provisions: (if applicable)						
Carry forward <input type="checkbox"/> 4 years	Carry Back <input type="checkbox"/> n/a	Refundable <input type="checkbox"/> No	Apportioned <input type="checkbox"/> No	Appropriated <input type="checkbox"/> No		
Sellable/Assignable <input type="checkbox"/> Yes	Organizations Remit an Offset <input type="checkbox"/> Yes	Additional Federal Deductions/Credits Available <input type="checkbox"/> No				
Comments on Specific Provisions:						
Legislative / General Assembly Action(s) During Prior Five Years: No legislative or General Assembly actions have taken place in the last five years.						
	FY 2023 ACTUAL	FY 2024 ACTUAL	FY 2025 ACTUAL	FY 2026 (year to date)	FY 2026 (Full Year)	FY 2027 (Budget Year)
Certificates Issued (#)	99	48	6	0	260	260
Projects/Participants (#)	N/A	0	0	0	0	0
Amount Authorized	\$132,459	\$73,331	\$5,950	\$0	\$400,000	\$400,000
Amount Issued	\$132,459	\$73,331	\$5,950	\$0	\$400,000	\$400,000
Amount Redeemed	\$132,813	\$79,872	\$13,903	\$0	\$300,000	\$300,000
FY 2025 EST. Amount Outstanding		\$0	FY 2025 EST. Amount Authorized but Unissued		N/A	

TAX CREDIT ANALYSIS

Program Name: Residential Treatment Agency

HISTORICAL AND PROJECTED INFORMATION



Comments on Historical and Projected Information:

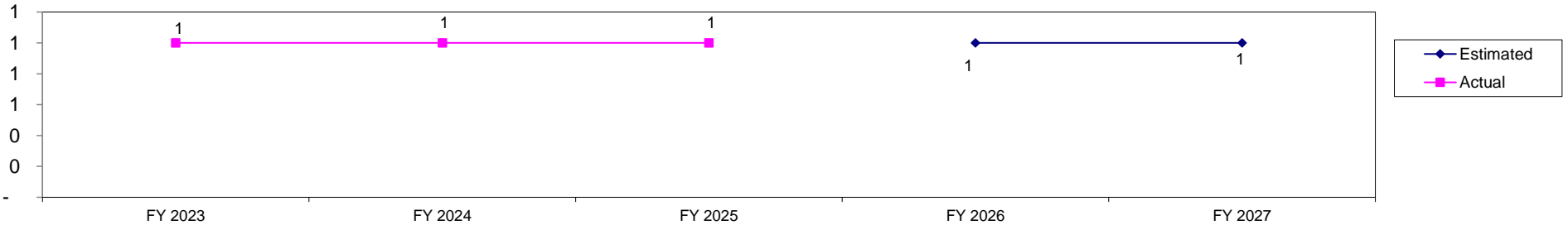
BENEFIT: COST ANALYSIS (includes only state revenue impacts)

	FY 2025 ACTIVITY	Other Fiscal Period (indicated time period)	Derivation of Benefits: Direct benefits are contributions to the Residential Treatment providers under this program that are used solely to provide direct care services to children who are residents of this state. (Credits issued reflect 50% of total donations received) Direct costs are the amount of credits that redeemed in FY 25 (\$13,903) plus the cost for salary and fringe to administer the tax credit (\$4,237).
BENEFITS			
Direct Fiscal Benefits	\$11,900		
Indirect Fiscal Benefits			
Total	\$11,900	\$0	
COSTS			
Direct Fiscal Costs	\$18,140		
Indirect Fiscal Costs			
Total	\$18,140	\$0	
BENEFIT: COST	0.66	#DIV/0!	

Other Benefits:

PERFORMANCE MEASURE(S)

Number of Agencies Participating in Tax Credit



Comments on Performance Measure:

TAX CREDIT ANALYSIS

TAX CREDIT ANALYSIS, FY 2027 BUDGET SUBMISSION

Program Name: Shelter for Victims of Domestic Violence and Rape Crisis Centers					
Department: Social Services		Contact Name & No.: Patrick Luebbering (573) 751-7533			Date: October 2025
Program Category: Domestic and Social		Type: Tax Credit	Other:		
Statutory Authority: 135.550 RSMo		Applicable Taxes: Corporate Income, Fiduciary, Financial, Corporate Franchise, Individual and Insurance			
Tax Credit Creation Date: Aug. 28, 1997		Year of Last Legislative Change: Aug. 28, 2021			

Program Description and Eligibility Requirements:
 Allows a tax credit for taxpayers to apply to their state liability taxes in an amount not to exceed seventy percent of a contribution made to a qualifying domestic violence shelter. Contributions can include cash, stocks, bonds or other marketable securities, or real property, with a value of one hundred dollars (\$100) or more.

Explanation of How Award is Computed:		Entitlement <input type="checkbox"/> Yes	Discretionary <input type="checkbox"/> No
Beginning FY 2023, the amount of tax credits that can be issued increases to seventy percent (70%) of an eligible contribution to a qualified domestic violence shelter and rape crisis center. Contributions must have a value of at least \$100 and can not exceed \$100,000 per taxpayer during any fiscal year. Eligible tax credits can not exceed the taxpayers state income tax liability for the year the credit is claimed. Prior to FY23, taxpayers were eligible for a tax credit equivalent to up to fifty percent (50%). Shelters must submit an application annually to be classified as a qualifying agency to receive donations eligible for the Domestic Violence Shelter Tax Credit.			

Program Cap: Cumulative \$ _____ (remainder of cumulative cap) \$ _____		Annual \$ _____		None _____ x _____	
Cap Shared Between Programs <input type="checkbox"/> No		Which Program(s)? _____			

Explanation of Cap:
 Beginning FY 2023, there will be no cap on the amount of credits that can be claimed. Prior to FY23 there was \$2 million annually allocated to those qualifying domestic violence shelters that have submitted an application and supporting documentation to the Department of Social Services.

Sunset Provision: <input type="checkbox"/> No	Date of Sunset _____	Date of Last Sunset Extension _____
--	----------------------	-------------------------------------

Explanation of Expiration of Authority:
 There was no sunset established for this program when it was created in 1997.

Specific Provisions: (if applicable)					
Carry forward <input type="checkbox"/> 4 years	Carry Back <input type="checkbox"/> n/a	Refundable <input type="checkbox"/> No	Apportioned <input type="checkbox"/> No	Appropriated <input type="checkbox"/> No	
Sellable/Assignable <input type="checkbox"/> No	Organizations Remit an Offset <input type="checkbox"/> No	Additional Federal Deductions/Credits Available <input type="checkbox"/> No			

Comments on Specific Provisions:

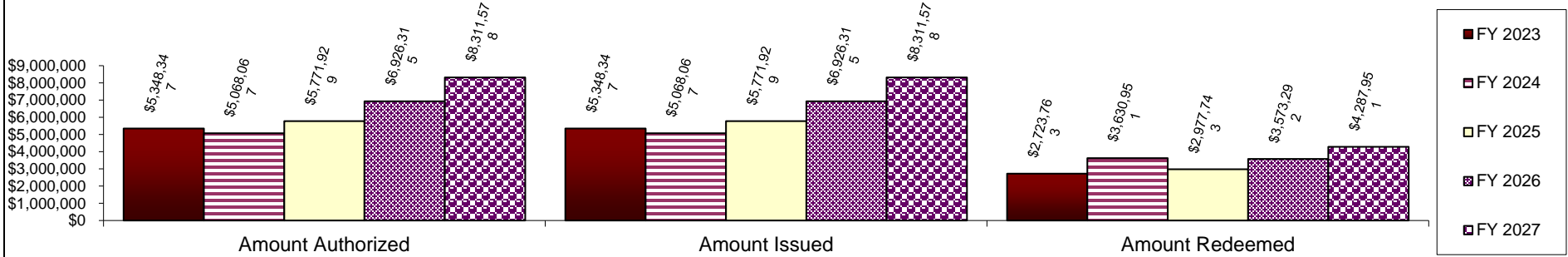
Legislative / General Assembly Action(s) During Prior Five Years:
 During the 2021 legislative session, the credit percentage increased from 50% to 70%. During the 2021 legislative session, the annual credit limit of \$2 million was removed.

	FY 2023 ACTUAL	FY 2024 ACTUAL	FY 2025 ACTUAL	FY 2026 (year to date)	FY 2026 (Full Year)	FY 2027 (Budget Year)
Certificates Issued (#)	3,072	2,950	2,844	0	3,128	3,441
Projects/Participants (#)	0	0	0	0	0	0
Amount Authorized	\$5,348,347	\$5,068,067	\$5,771,929	\$0	\$6,926,315	\$8,311,578
Amount Issued	\$5,348,347	\$5,068,067	\$5,771,929	\$0	\$6,926,315	\$8,311,578
Amount Redeemed	\$2,723,763	\$3,630,951	\$2,977,743	\$0	\$3,573,292	\$4,287,951
FY 2025 EST. Amount Outstanding		\$7,221,954.62		FY 2025 EST. Amount Authorized but Unissued		N/A

TAX CREDIT ANALYSIS

Program Name: Shelter for Victims of Domestic Violence and Rape Crisis Centers

HISTORICAL AND PROJECTED INFORMATION



Comments on Historical and Projected Information:

Projected Certificates Issued is calculated using 10% growth. Authorized, Issued, and Redeemed projections are calculated using 20% growth.

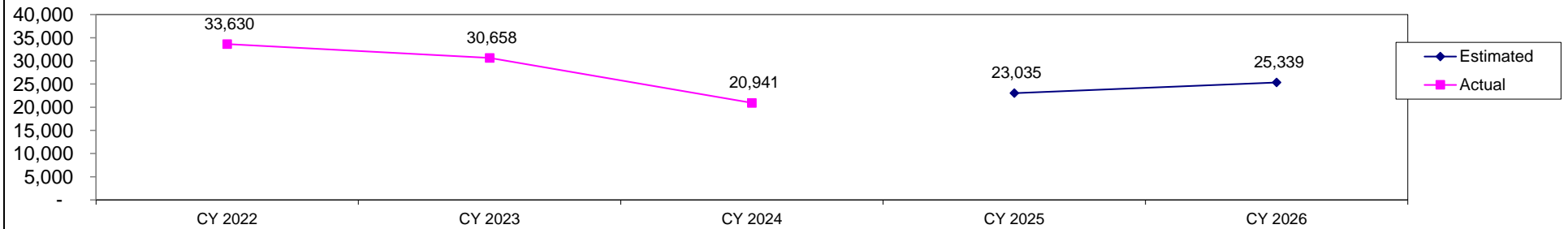
BENEFIT: COST ANALYSIS (includes only state revenue impacts)

	FY 2025 ACTIVITY	Other Fiscal Period (indicated time period)	Derivation of Benefits:
BENEFITS			Indirect fiscal benefits are the total amount of donations received by qualifying agencies that contributed toward the cost of assisting their clients who may have, otherwise, accessed state assistance. (Credits issued reflect 70% of total donations received)
Direct Fiscal Benefits			
Indirect Fiscal Benefits	\$8,245,613		
Total	\$8,245,613	\$0	Direct costs are the amount of credits that redeemed in FY 25 (\$2,977,743) plus the cost for salary and fringe to administer the tax credit (\$16,947).
COSTS			
Direct Fiscal Costs	\$2,994,690		
Indirect Fiscal Costs			
Total	\$2,994,690	\$0	
BENEFIT: COST	2.75	#DIV/0!	

Other Benefits:

PERFORMANCE MEASURE(S)

Number of Clients Served



Comments on Performance Measure:

Calculated on calendar year (January - December). Calendar year 2025 actual will not be available until June, 2026.

TAX CREDIT ANALYSIS

Program Name: Agricultural Product Utilization Contributor Tax Credit Program

Department: Agriculture **Contact Name & No.:** Jill S Wood 573-751-5624 **Date:** 9/1/2025

Program Category: Agricultural **Type:** Tax Credit **Other:**

Statutory Authority: 348.430 RSMo **Applicable Taxes:** Income (143 RSMo), Franchise (147 RSMo), and Financial Institution (148 RSMo)

Tax Credit Creation Date: July 2, 1999 1999 H.B. 888 **Year of Last Legislative Change:** FY 2022 Special Session

Program Description and Eligibility Requirements:
 A contributor who contributes funds to the Missouri Agricultural and Small Business Development Authority may receive a tax credit in an amount up to one hundred percent of such contribution. A contributor can be an individual, partnership, corporation, trust, limited liability company, entity or person that contributes cash funds to the authority. The funds derived from contributions shall be used for financial assistance or technical assistance in the form of value-added grants to rural agricultural business concepts. The authority may also provide or facilitate loans, equity investments, or guaranteed loans for rural agricultural business concepts.

Explanation of How Award is Computed: **Entitlement** No **Discretionary** Yes
 A contributor who contributes funds to the Missouri Agricultural and Small Business Development Authority may receive a tax credit in an amount up to one hundred percent of such contribution. The awarding of the credit is based on the least amount of credits necessary to provide incentive for the contributions. All contributors submit an application which must be approved by the MASBDA Commission prior to issuance.

Program Cap: Cumulative \$ _____ (remainder of cumulative cap) \$ _____ Annual \$ 6,000,000 None _____

Cap Shared Between Programs Yes **Which Program(s)?** New Generation Cooperative Incentive Tax Credit Program

Explanation of Cap:
 The aggregate of tax credits issued per fiscal year pursuant to sections 348.430 and 348.432 shall not exceed six million dollars. If on May 1st of each year the Missouri Agricultural and Small Business Development Authority determines that any of the \$6,000,000 will not be utilized as New Generation Cooperative Incentive Tax Credits then the unused credits may be sold as Agricultural Product Utilization Contributor Tax Credits. Credits not issued as New Generation Cooperative Incentive Tax Credits or sold as Agricultural Product Utilization Contributor Tax Credits lapse June 30th of each year.

Sunset Provision: Yes **Date of Sunset** 31-Dec-28 **Date of Last Sunset Extension** FY 2022 Special Session

Explanation of Expiration of Authority:
 The provision of sections 348.430 RSMo shall expire on December 31, 2028 pursuant to 348.436 RSMo. This program was extended during FY 22 1st Special Session on H.B. 3 to take effect on January 2, 2023.

Specific Provisions: (if applicable)
 Carry forward 4 years **Carry Back** n/a **Refundable** No **Apportioned** No **Appropriated** Yes
Sellable/Assignable Yes **Organizations Remit an Offset** Yes **Additional Federal Deductions/Credits Available** Yes

Comments on Specific Provisions:

Legislative / General Assembly Action(s) During Prior Five Years:
 This program was extended during FY 22 1st Special Session on H.B. 3 to take effect on January 2, 2023. The sunset date was changed to December 31, 2028.

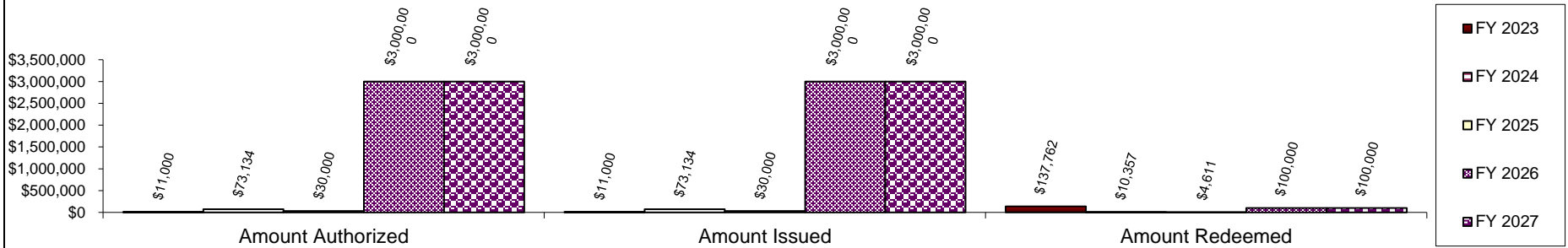
	FY 2023 ACTUAL	FY 2024 ACTUAL	FY 2025 ACTUAL	FY 2026 (year to date)	FY 2026 (Full Year)	FY 2027 (Budget Year)
Certificates Issued (#)	2	4	2	0	25	25
Projects/Participants (#)	9	5	2	0	27	27
Amount Authorized	\$11,000	\$73,134	\$30,000	\$0	\$3,000,000	\$3,000,000
Amount Issued	\$11,000	\$73,134	\$30,000	\$0	\$3,000,000	\$3,000,000
Amount Redeemed	\$137,762	\$10,357	\$4,611	\$22,139	\$100,000	\$100,000

FY 2025 EST. Amount Outstanding \$1,649,319 FY 2025 EST. Amount Authorized but Unissued \$0

TAX CREDIT ANALYSIS

Program Name: Agricultural Product Utilization Contributor Tax Credit Program

HISTORICAL AND PROJECTED INFORMATION



Comments on Historical and Projected Information:

Agricultural Product Utilization Contributor Tax Credits was extended during FY 22 1st Special Session on H.B. 3 which updated the expiration date to December 31, 2028.

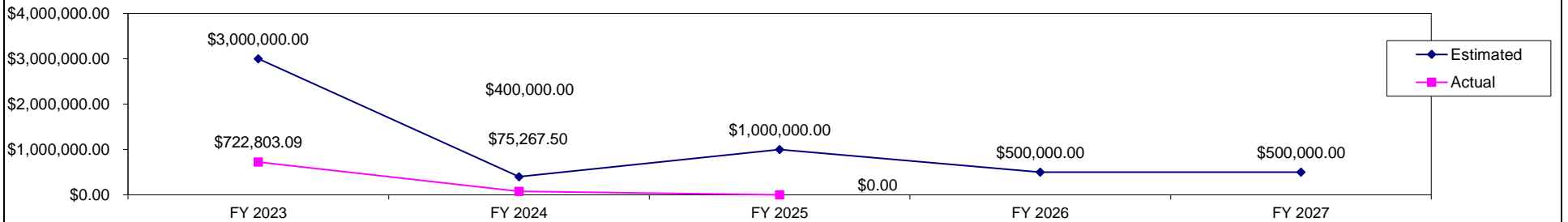
BENEFIT: COST ANALYSIS (includes only state revenue impacts)

	FY 2025 ACTIVITY	Other Fiscal Period (FY00-FY24)	Derivation of Benefits: Benefits are based on grant dollars actually paid. Payments are broken into NAICS Codes. Total value-added (direct and indirect fiscal benefits) to the state of Missouri are estimated by IMPLAN. Value-Added Grants are awarded for pre-business start-up costs such as feasibility studies, marketing studies, business planning, etc. and 'Farm to Table' Value-Added Grants. Biofuel Infrastructure Program grants were added to the benefits calculation in FY 22. This program grants are awarded for the entities who were awarded an USDA HBIP grant and the BIP grants cover up to 25% of the entities required cash match, not to exceed \$200,000 per entity.
BENEFITS			
Direct Fiscal Benefits	\$185,395	\$25,771,542	
Indirect Fiscal Benefits	\$205,360	\$40,430,541	
Total	\$390,755	\$66,202,083	
COSTS			
Direct Fiscal Costs	\$8,171	\$28,931,674	
Indirect Fiscal Costs			
Total	\$8,171	\$28,931,674	
BENEFIT: COST	47.82	2.29	

Other Benefits:

PERFORMANCE MEASURE(S)

Total Missouri Value-Added & 'Farm to Table' Grants Awarded



Comments on Performance Measure:

In fiscal year 2024, only statewide grants will be funded. If a funded study demonstrates the potential for a project, then the cost of the study becomes one small part of the actual cost of the project. If the project is successful, it generates a good benefit cost ratio. If the study finds that the project is not feasible, the benefits of the project are the savings of investments that would have been lost. In which case the benefit cost ratio is very high. However, this analysis includes only actual grant dollars and does not take into account whether or not a project is feasible. If a project becomes operational and receives New Generation Cooperative Incentive Tax Credits then those benefits are accounted for in the New Generation Cooperative Incentive Tax Credit Program's tax credit analysis.

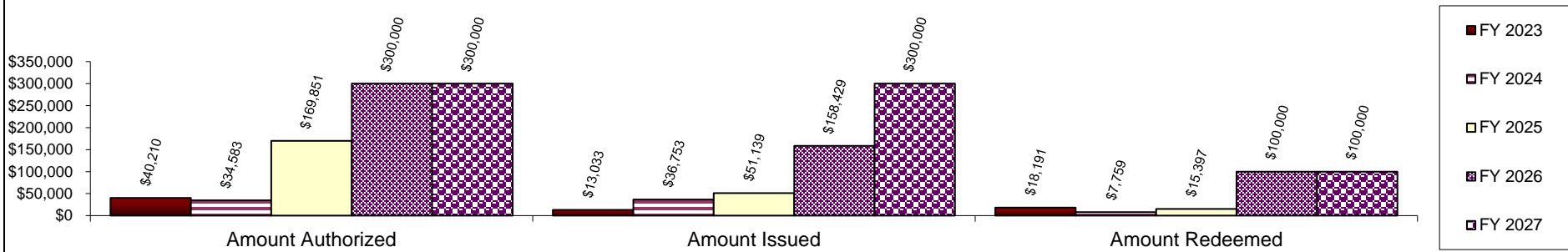
TAX CREDIT ANALYSIS

Program Name: Family Farm Breeding Livestock Loan Program						
Department: Agriculture		Contact Name & No.: Jill S. Wood (573) 751-5624			Date: 9/1/2025	
Program Category: Agricultural		Type:	Tax Credit	Other:		
Statutory Authority: 348.500, 348.505 RSMo Effective August 2006		Applicable Taxes: Income (143 RSMo), Franchise (147 RSMo), and Financial Institution (148 RSMo)				
Tax Credit Creation Date: August 28, 2006 2006 S.B. 1017		Year of Last Legislative Change: FY 2022 Special Session				
Program Description and Eligibility Requirements: This program provides Missouri Tax Credits to lenders in lieu of the first year of interest being paid on breeding livestock loans made to "small farmers" who are Missouri residents and who have less than \$500,000 in gross sales per year. Maximum eligible loan cannot exceed 90% of the cost of purchasing breeding livestock. Small Farmers are not limited on the amount of times they use the program or the type of livestock. The maximum amount of loan for each type of livestock is: Beef or Dairy cattle \$150,000; Sheep or Goats \$60,000; Swine \$70,000.						
Explanation of How Award is Computed:		Entitlement <input type="checkbox"/> No	Discretionary <input type="checkbox"/> Yes			
A lender can request a tax credit for the first year's interest waived on a loan to a "Small Missouri Farmer" that makes a loan for the purchase of breeding livestock. Each request shall include a true copy of the loan documents. All participants must submit an application which must be approved by the MASBDA Commission prior to tax credit issuance.						
Program Cap: Cumulative \$ _____ (remainder of cumulative cap) \$ _____ Annual \$ 300,000 None _____						
Cap Shared Between Programs <input type="checkbox"/> No		Which Program(s)? _____				
Explanation of Cap: Fiscal year limits are set in 348.505.1 RSMo as are individual loan limits. Beef and dairy = \$150,000, swine = \$70,000, sheep and goats = \$60,000.						
Sunset Provision:		<input type="checkbox"/> No	Date of Sunset _____		Date of Last Sunset Extension _____	
Explanation of Expiration of Authority:						
Specific Provisions: (if applicable)						
Carry forward <input type="checkbox"/> 3 years	Carry Back <input type="checkbox"/> n/a	Refundable <input type="checkbox"/> No	Apportioned <input type="checkbox"/> No	Appropriated <input type="checkbox"/> Yes		
Sellable/Assignable <input type="checkbox"/> Yes	Organizations Remit an Offset <input type="checkbox"/> Yes	Additional Federal Deductions/Credits Available <input type="checkbox"/> No				
Comments on Specific Provisions:						
Legislative / General Assembly Action(s) During Prior Five Years: During FY 22 1st Special Session on HB 3, the 'small farmer' gross sales per year was increased to \$500,000, the maximum loan amount per type of livestock was increased, and the restriction of only allowing a small farmer to use once was removed.						
	FY 2023 ACTUAL	FY 2024 ACTUAL	FY 2025 ACTUAL	FY 2026 (year to date)	FY 2026 (Full Year)	FY 2027 (Budget Year)
Certificates Issued (#)	5	10	11	9	29	30
Projects/Participants (#)	15	19	42	14	60	60
Amount Authorized	\$40,210	\$34,583	\$169,851	\$36,782	\$300,000	\$300,000
Amount Issued	\$13,033	\$36,753	\$51,139	\$37,918	\$158,429	\$300,000
Amount Redeemed	\$18,191	\$7,759	\$15,397	\$9,865	\$100,000	\$100,000
FY 2025 EST. Amount Outstanding		\$292,226	FY 2025 EST. Amount Authorized but Unissued		\$153,216	

TAX CREDIT ANALYSIS

Program Name: Family Farm Breeding Livestock Loan Program

HISTORICAL AND PROJECTED INFORMATION



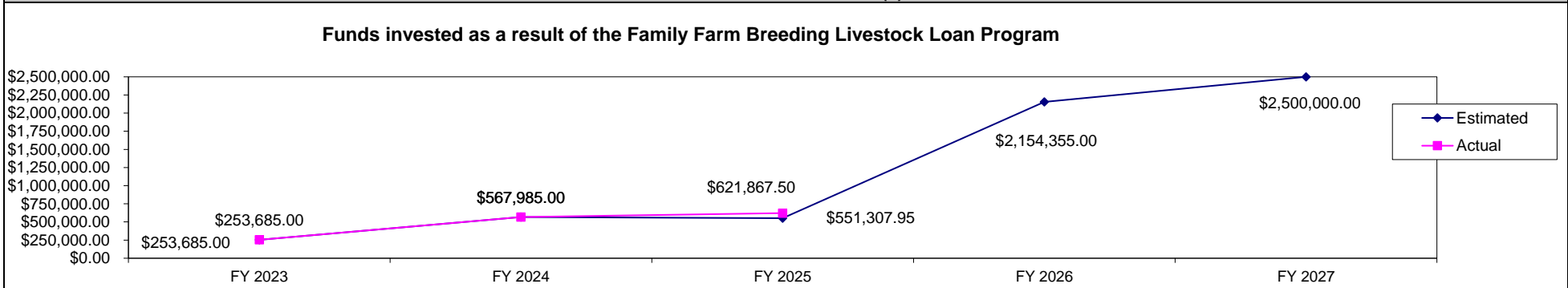
Comments on Historical and Projected Information:
 During FY 22 1st Special Session on HB 3, the 'small farmer' gross sales per year was increased to \$500,000, the maximum loan amount per type of livestock was increased, and the restriction of only allowing a small farmer to use once was removed.

BENEFIT: COST ANALYSIS (includes only state revenue impacts)

	FY 2025 ACTIVITY	Other Fiscal Period (FY08-FY24)	Derivation of Benefits:
BENEFITS			University of Missouri Commercial Ag Program estimates that beef cows have a positive economic impact of \$1.36 per pound of beef produced. Source: Missouri Value-Added Beef Study, March 2016 328 beef cows x 90% calf crop x 550 lb wean weight x \$.30/lb 19 sheep x 127.5 average weight of market lambs x \$.25/lb
Direct Fiscal Benefits	\$51,139	\$955,683	
Indirect Fiscal Benefits	\$49,314	\$6,347,718	
Total	\$100,452	\$7,303,401	
COSTS			
Direct Fiscal Costs	\$37,317	\$970,964	
Indirect Fiscal Costs			
Total	\$37,317	\$970,964	
BENEFIT: COST	2.69	7.52	

Other Benefits:

PERFORMANCE MEASURE(S)



Comments on Performance Measure:

TAX CREDIT ANALYSIS

Program Name: Meat Processing Facility Investment Tax Credit

Department: Agriculture **Contact Name & No.:** Jill S. Wood, 573-751-5624 **Date:** 9/1/2025

Program Category: Agricultural **Type:** Tax Credit **Other:**

Statutory Authority: 135.686 RSMo **Applicable Taxes:** Income (143 RSMo Excluding 143.191 to 143.265 RSMo), Franchise (147 RSMo)

Tax Credit Creation Date: August 28, 2016 L. 2016 S.B. 665 **Year of Last Legislative Change:** FY 2022 Special Session

Program Description and Eligibility Requirements:
 To stimulate investment in the meat processing industry in Missouri and to enable the livestock industry to capture more value in the form of further processed meat products. To be eligible, the owner and operator has to complete a meat processing facility modernization and or expansion activity(ies) on or after January 1, 2017 through December 2028; a resident of Missouri; the facility must be in Missouri; certified through E-Verify program and in good standing with USDA and or Missouri Department of Agriculture's inspection(s). Also, whomever owns a meat processing facility located in Missouri and employs a combined total of fewer than five hundred individuals in all meat processing facilities owned by the individual or entity in this country.

Explanation of How Award is Computed: **Entitlement** No **Discretionary** Yes
 The tax credit is 25% of the total qualifying meat processing facility modernization and or expansion expenses paid in the tax year. There is a \$75,000 maximum tax credit per meat processing facility per tax year allowed. All participants must submit an application which must be approved by the MASBDA Commission prior to tax credit issuance.

Program Cap: Cumulative \$ _____ (remainder of cumulative cap) \$ _____ Annual \$ 2,000,000 None _____

Cap Shared Between Programs No **Which Program(s)?** _____

Explanation of Cap:
 The tax credits will be issued on an as-received basis until the calendar year limit of \$2 million is reached. Any tax credits not issued in any calendar year shall expire and shall not be issued in any subsequent years. Maximum fiscal year amount is set in 135.686.4 RSMo.

Sunset Provision: No **Date of Sunset** _____ **Date of Last Sunset Extension** _____

Explanation of Expiration of Authority:
 For all taxable years beginning on or after January 1, 2017, but ending on or before December 31, 2028, a taxpayer shall be allowed a tax credit for meat processing modernization or expansion related to the taxpayer's meat processing facility that employs a combined total of fewer than five hundred individuals in all meat processing facilities owned by the individual or entity in this country. This tax credit program is for expenditures made on or before December 31, 2028.

Specific Provisions: (if applicable)
 Carry forward Carry Back Refundable No Apportioned No Appropriated Yes
 Sellable/Assignable Yes Organizations Remit an Offset Yes Additional Federal Deductions/Credits Available No

Comments on Specific Provisions:

Legislative / General Assembly Action(s) During Prior Five Years:
 Tax credit program was renewed during FY 22 1st Special Session on HB 3., which extended the taxable year to December 31, 2028; owns a meat processing facility located in the state and employs a combined total of fewer than five hundred individuals in all meat processing facilities owned by the individual or entity in this country.

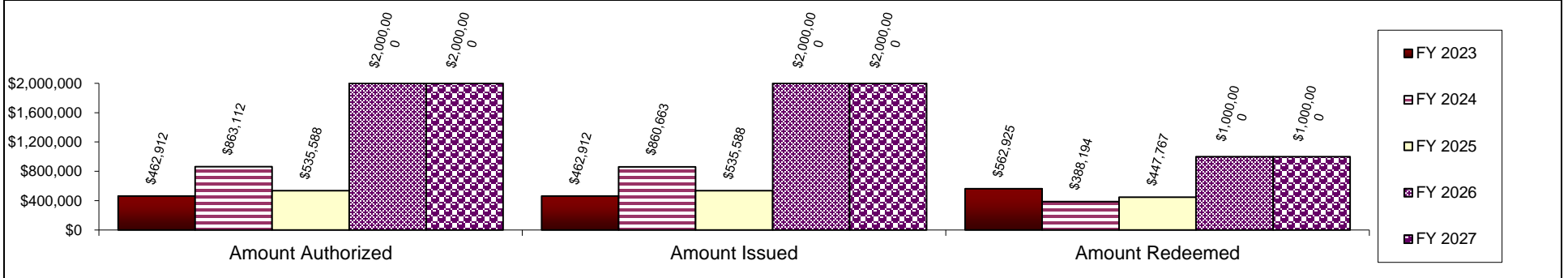
	FY 2023 ACTUAL	FY 2024 ACTUAL	FY 2025 ACTUAL	FY 2026 (year to date)	FY 2026 (Full Year)	FY 2027 (Budget Year)
Certificates Issued (#)	8	18	12	1	30	30
Projects/Participants (#)	8	18	12	1	30	30
Amount Authorized	\$462,912	\$863,112	\$535,588	\$71,943	\$2,000,000	\$2,000,000
Amount Issued	\$462,912	\$860,663	\$535,588	\$71,943	\$2,000,000	\$2,000,000
Amount Redeemed	\$562,925	\$388,194	\$447,767	\$377,467	\$1,000,000	\$1,000,000

FY 2025 EST. Amount Outstanding \$2,924,664 **FY 2025 EST. Amount Authorized but Unissued** \$

TAX CREDIT ANALYSIS

Program Name: Meat Processing Facility Investment Tax Credit

HISTORICAL AND PROJECTED INFORMATION



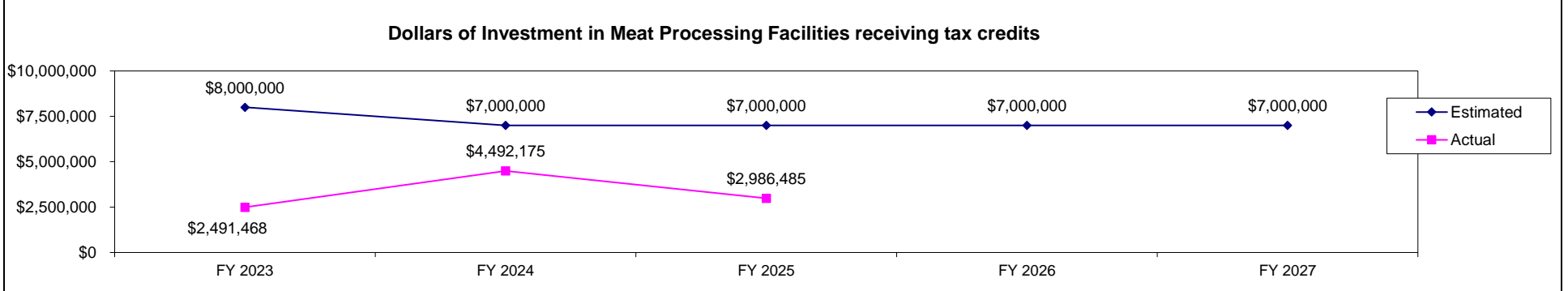
Comments on Historical and Projected Information:
 Tax credit program was renewed during FY 22 1st Special Session on HB 3. Due to the length of the rulemaking process, MASBDA began accepting application on October 2, 2023 for expenditures made starting January 1, 2022 and after.

BENEFIT: COST ANALYSIS (includes only state revenue impacts)		
	FY 2025 ACTIVITY	Other Fiscal Period (FY17-FY24)
BENEFITS		
Direct Fiscal Benefits	\$288,134	\$2,931,815
Indirect Fiscal Benefits	\$1,146,878	\$8,987,261
Total	\$1,435,012	\$11,919,076
COSTS		
Direct Fiscal Costs	\$460,576	\$2,774,347
Indirect Fiscal Costs		
Total	\$460,576	\$2,774,347
BENEFIT: COST	3.12	4.30

Derivation of Benefits:
 IMPLAN economic modeling software was used to quantify direct and indirect fiscal benefits to Missouri state taxes. These benefits were derived from construction impacts (based on investment dollars) and operational impacts (based on new direct jobs added at the plants) as a result of modernization and or expansion of the facilities.

Other Benefits:

PERFORMANCE MEASURE(S)



Comments on Performance Measure:
 Tax credit program was renewed during FY 22 1st Special Session on HB 3. Due to the length of the rulemaking process, MASBDA will start accepting application on October 2, 2023 for expenditures made starting January 1, 2022 and after. This tax credit program is for expenditures made on or before December 31, 2028.

TAX CREDIT ANALYSIS

Program Name: New Generation Cooperative Incentive Tax Credit Program					
Department: Agriculture		Contact Name & No.: Jill S. Wood 573-751-5624		Date: 9/1/2025	
Program Category: Agricultural		Type:	Tax Credit	Other:	
Statutory Authority: 348.432 RSMo		Applicable Taxes: Income (143 RSMo), Franchise (147 RSMo), and Financial Institution (148 RSMo)			
Tax Credit Creation Date: July 2, 1999 1999 H.B. 888		Year of Last Legislative Change: FY 2022 Special Session			

Program Description and Eligibility Requirements:
 To induce private investment into "Eligible new generation processing entities" which will; result in the processing of Missouri agricultural commodities and agricultural products into value-added goods, provide substantial benefit to Missouri's agricultural producers, and result in the creation of jobs for Missourians. Eligible "Producer members" investing in an "Eligible new generation processing entity" (which is either a "Development facility" or a "Renewable fuel production facility") may receive the tax credit.
 "Eligible new generation processing entity" is a partnership, corporation, cooperative, or limited liability company organized or incorporated pursuant to Missouri laws and consisting of not less than twelve members, approved by the authority, for the purpose of owning or operating within Missouri a "Development facility" or a "Renewable fuel production facility" in which producer members; (a) hold a majority of the governance or voting rights of the entity and any governing committee; (b) control the hiring and firing of management; and (c) deliver agricultural commodities or products to the entity for processing, unless processing is required by multiple entities.
 "Producer member" is a person, partnership, corporation, trust, or limited liability company whose main purpose is agricultural production that invests cash funds in an eligible new generation processing entity.
 "Development facility", a facility producing either a good derived from an agricultural commodity or using a process to produce a good derived from an agricultural product.
 "Renewable fuel production facility", a facility producing an energy source which is derived from a renewable, domestically grown, organic compound capable of powering machinery, including an engine or power plant, and any by-product derived from such energy source.

Explanation of How Award is Computed:		Entitlement	<input type="checkbox"/> No	Discretionary	<input type="checkbox"/> Yes
The lesser of 50% of the eligible producer members' cash investment in an eligible new generation processing entity or \$15,000. However, the members investing in a "Large Capital Project" (capital costs greater than one million dollars) may not receive tax credits totaling more than \$1.5 million and members investing in an "Employee Qualified Capital Project" (capital costs greater than fifteen million dollars which employ at least sixty employees) may not receive tax credits totaling more than \$3.0 million. All participants must submit an application which must be approved by the MASBDA Commission.					

Program Cap:		Cumulative \$ _____ (remainder of cumulative cap) \$ _____		Annual \$ 6,000,000		None _____	
Cap Shared Between Programs		<input type="checkbox"/> Yes		Which Program(s)? <u>Agricultural Product Utilization Contributor Tax Credits</u>			

Explanation of Cap:
 The aggregate of tax credits issued per fiscal year pursuant to sections 348.430 and 348.432 shall not exceed six million dollars. If on May 1st of each year the Missouri Agricultural and Small Business Development Authority determines that any of the \$6,000,000 will not be utilized as New Generation Cooperative Incentive Tax Credits then the unused credits may be sold as Agricultural Product Utilization Contributor Tax Credits. Credits not issued as New Generation Cooperative Incentive Tax Credits or sold as Agricultural Product Utilization Contributor Tax Credits lapse June 30 of each year.

Sunset Provision:		<input type="checkbox"/> Yes	Date of Sunset <u>31-Dec-28</u>		Date of Last Sunset Extension <u>FY 2022 Special Session</u>	
--------------------------	--	------------------------------	---------------------------------	--	--	--

Explanation of Expiration of Authority:
 The provisions of sections 348.432 shall expire December 31, 2028 pursuant to 348.436 RSMo. This program was extended during FY 22 1st Special Session on H.B. 3 to take effect on January 2, 2023.

Specific Provisions: (if applicable)					
Carry forward <input type="checkbox"/> 4 years	Carry Back <input type="checkbox"/> n/a	Refundable <input type="checkbox"/> No	Apportioned <input type="checkbox"/> No	Appropriated <input type="checkbox"/> Yes	
Sellable/Assignable <input type="checkbox"/> Yes	Organizations Remit an Offset <input type="checkbox"/> Yes	Additional Federal Deductions/Credits Available <input type="checkbox"/> No			

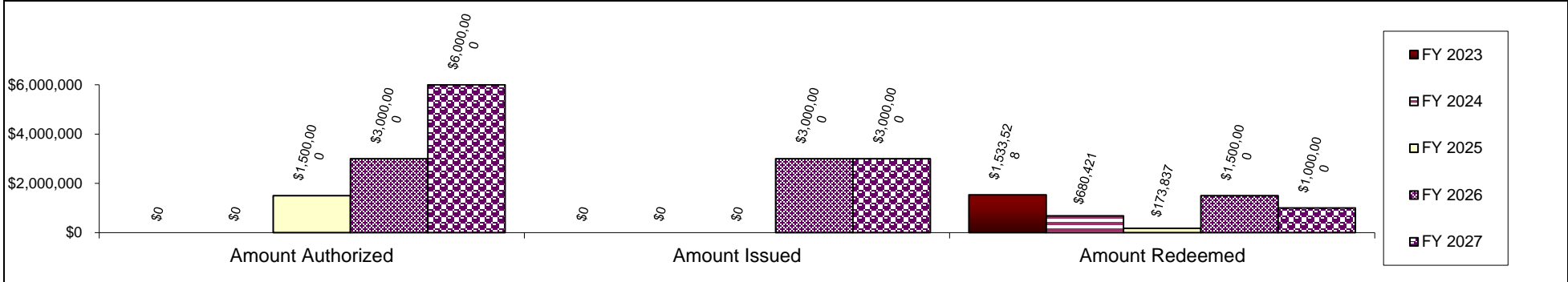
Comments on Specific Provisions:

Legislative / General Assembly Action(s) During Prior Five Years:
 This program was extended during FY 22 1st Special Session on H.B. 3 to take effect on January 2, 2023. The sunset date was changed to December 31, 2028.

	FY 2023 ACTUAL	FY 2024 ACTUAL	FY 2025 ACTUAL	FY 2026 (year to date)	FY 2026 (Full Year)	FY 2027 (Budget Year)
Certificates Issued (#)	0	0	0	0	700	100
Projects/Participants (#)	0	0	1	0	1	5
Amount Authorized	\$0	\$0	\$1,500,000	\$0	\$3,000,000	\$6,000,000
Amount Issued	\$0	\$0	\$0	\$0	\$3,000,000	\$3,000,000
Amount Redeemed	\$1,533,528	\$680,421	\$173,837	\$18,576	\$1,500,000	\$1,000,000
FY 2025 EST. Amount Outstanding		\$10,280,679	FY 2025 EST. Amount Authorized but Unissued		\$1,500,000	

TAX CREDIT ANALYSIS

Program Name: New Generation Cooperative Incentive Tax Credit Program
HISTORICAL AND PROJECTED INFORMATION



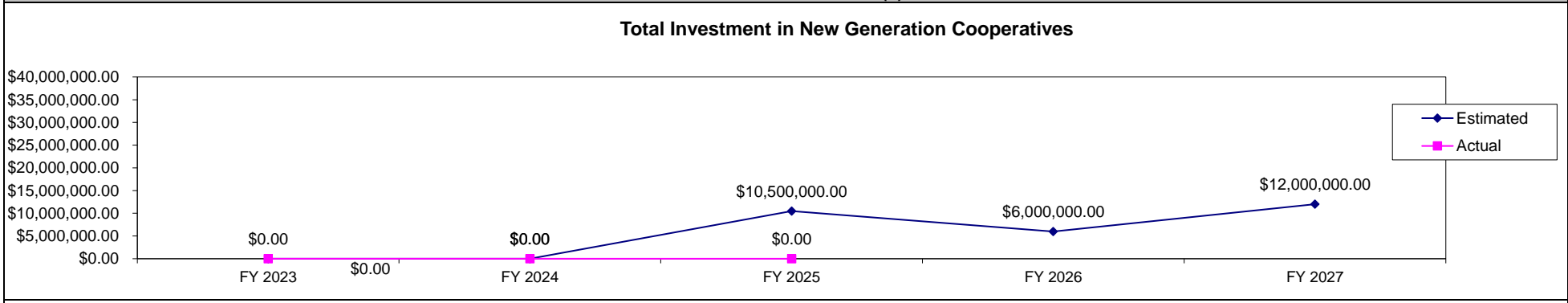
Comments on Historical and Projected Information:
 New Generation tax credits were renewed during FY 22 1st Special Session on H.B. 3 which updated the expiration date to December 31, 2028.

BENEFIT: COST ANALYSIS (includes only state revenue impacts)

	FY 2025 ACTIVITY	Other Fiscal Period (FY00 - FY24)	Derivation of Benefits:
BENEFITS			The University of Missouri - Columbia was commissioned to study the costs and benefits of this program in 2008. The ratios determined in their study were applied to the FY25 tax credits issued to determine the direct and indirect benefits, which no tax credits were issued in the fiscal year.
Direct Fiscal Benefits	\$0	\$76,464,907	The direct fiscal costs are the tax credits issued * 1.2 (UMC study results) The indirect fiscal costs are the tax credits issued * 1.5 (UMC study results)
Indirect Fiscal Benefits	\$0	\$113,424,080	
Total	\$0	\$189,888,987	
COSTS			
Direct Fiscal Costs	\$178,801	\$57,640,960	
Indirect Fiscal Costs			
Total	\$178,801	\$57,640,960	
BENEFIT: COST	0.00	3.29	

Other Benefits:

PERFORMANCE MEASURE(S)



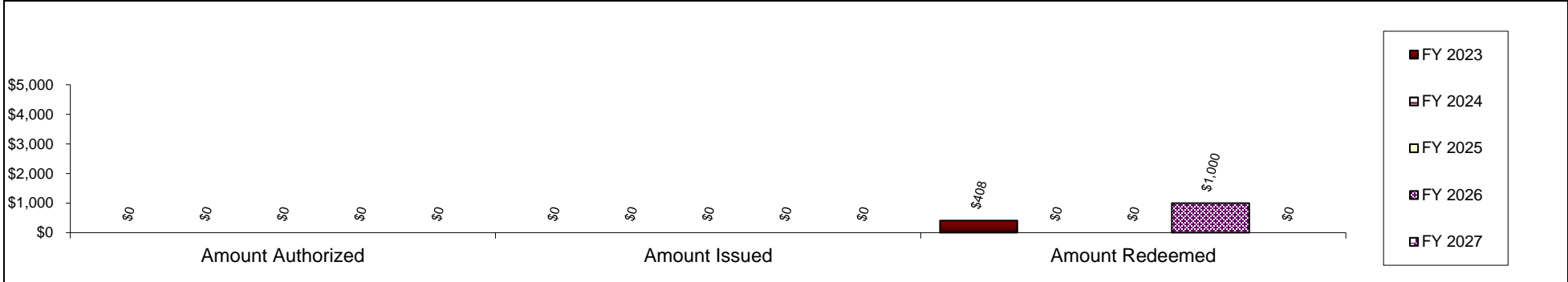
Comments on Performance Measure:
 The tax credit program was renewed during FY 22 1st Special Session on H.B. 3 which updated the expiration date to December 31, 2028. No projects were active in fiscal year 2023 or 2024 & 1 project's contingent allocation was approved in FY 2025.

TAX CREDIT ANALYSIS

Program Name: Qualified Beef Tax Credit		Department: Agriculture		Contact Name & No.: Jill S Wood 573-751-5624		Date: 9/01/2025	
Program Category: Agricultural		Type: Tax Credit		Other:			
Statutory Authority: 135.679		Applicable Taxes: Income (143 RSMo Excluding 143.191 to 143.265 RSMo), Franchise (147 RSMo)					
Tax Credit Creation Date: August 28, 2007 L. 2007 1st Ex. Sess H.B. 1		Year of Last Legislative Change: 2016					
Program Description and Eligibility Requirements: Provide Missouri cattle farmers with an economic incentive to background and or finish Missouri born and raised qualified beef cattle in this state.							
Explanation of How Award is Computed:		Entitlement <input type="checkbox"/> No <input type="checkbox"/>		Discretionary <input type="checkbox"/> Yes <input type="checkbox"/>			
<p>All participants were required to submit an application for review and approval by the MASBDA Commission prior to tax credit issuance.</p> <p>There are two separate tax credit incentives as of August 28, 2016 and the two tax credit amounts are as follows:</p> <ul style="list-style-type: none"> ·Any cattle weighing 599 lbs or less qualify for the ten cents (\$.10) per pound. The calculation is the qualifying sale weight minus the baseline weight multiplied by \$.10 per pound provided the sale weight is one hundred (100) pounds or greater than the baseline weight. ·Any cattle weighing 600 lbs or more qualify for the twenty-five cents (\$.25) per pound. The calculation is the qualifying sale weight minus the baseline weight multiplied by \$.25 per pound provided the sale weight is one hundred (100) pounds or greater than the baseline weight. ·\$15,000 maximum credit per tax payer per calendar year allowed. ·MASBDA may waive no more than twenty-five (25%) of the required one hundred (100) pound gain. The waiver shall be based only on any disaster declaration by the U.S. Department of Agriculture. 							
Program Cap:		Cumulative \$ _____ (remainder of cumulative cap) \$ _____		Annual \$ 0 _____		None _____	
Cap Shared Between Programs <input type="checkbox"/> No <input type="checkbox"/>		Which Program(s)? _____					
Explanation of Cap: As of December 31, 2021, the program expired and not renewed. No cap amount in FY 2022 and after. Before the expiration date, the tax credits would be issued on an as-received basis until the calendar year limit of \$2 million is reached. The annual limit of \$2 million is accumulation of Qualified Beef Tax Credit and Meat Processing Facility Investment Tax Credit programs. Any tax credits not issued in any calendar year shall expire and shall not be issued in any subsequent years. Maximum fiscal year amount is set in 135.679.4 RSMo.							
Sunset Provision:		<input type="checkbox"/> Yes <input type="checkbox"/>		Date of Sunset 12/31/2021 _____		Date of Last Sunset Extension _____	
Explanation of Expiration of Authority: This authorizing statute for this program expired on December 31, 2021. On May 18, 2018, the House Budget Committee passed a motion stating that no credits are approved for Qualified Beef, pursuant to Section 135.679, RSMo, for any tax year beginning on or after July 1, 2018 and on or before June 30, 2019. This motion has been renewed through remaining life of program. This program did expire on December, 31, 2021 and not renewed.							
Specific Provisions: (if applicable)							
Carry forward <input type="checkbox"/> 4 years <input type="checkbox"/>		Carry Back <input type="checkbox"/> n/a <input type="checkbox"/>		Refundable <input type="checkbox"/> No <input type="checkbox"/>		Apportioned <input type="checkbox"/> No <input type="checkbox"/>	
Sellable/Assignable <input type="checkbox"/> Yes <input type="checkbox"/>		Organizations Remit an Offset <input type="checkbox"/> Yes <input type="checkbox"/>		Additional Federal Deductions/Credits Available <input type="checkbox"/> No <input type="checkbox"/>			
Comments on Specific Provisions:							
Legislative / General Assembly Action(s) During Prior Five Years:							
	FY 2023 ACTUAL	FY 2024 ACTUAL	FY 2025 ACTUAL	FY 2026 (year to date)	FY 2026 (Full Year)	FY 2027 (Budget Year)	
Certificates Issued (#)	0	0	0	0	0	0	
Projects/Participants (#)	0	0	0	0	0	0	
Amount Authorized	\$0	\$0	\$0	\$0	\$0	\$0	
Amount Issued	\$0	\$0	\$0	\$0	\$0	\$0	
Amount Redeemed	\$408	\$0	\$0	\$0	\$1,000	\$0	
FY 2025 EST. Amount Outstanding		\$253,033	FY 2025 EST. Amount Authorized but Unissued		\$0		

TAX CREDIT ANALYSIS

Program Name:	Qualified Beef Tax Credit
HISTORICAL AND PROJECTED INFORMATION	



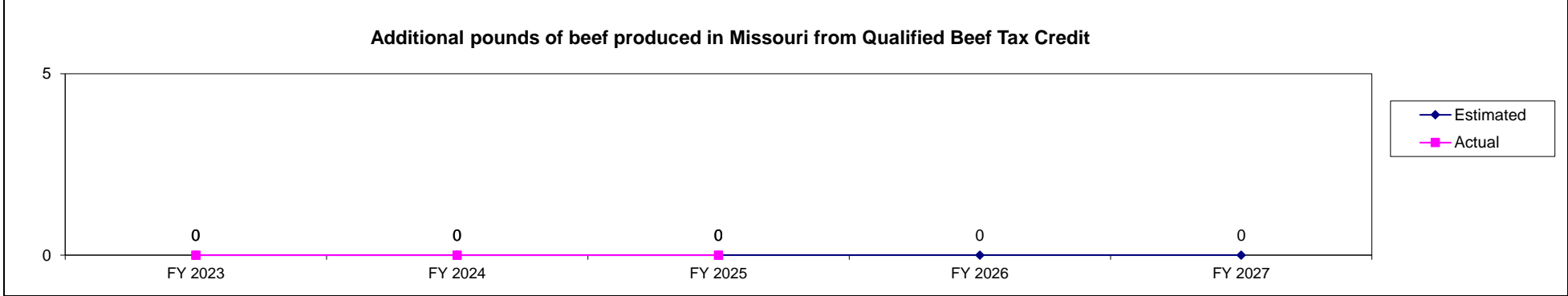
Comments on Historical and Projected Information:
 This program's authorizing statute expired on December 31, 2021. The eligibility dates are subject to change due to action by the House Budget Committee on May 18, 2018, stating that no credits are approved for Qualified Beef, pursuant to Section 135.679, RSMo, for any tax year beginning on or after July 1, 2018 and on or before June 30, 2019. This was extended through remaining life of program. The program did expire on December 31, 2021 and not renewed.

BENEFIT: COST ANALYSIS (includes only state revenue impacts)

	FY 2025 ACTIVITY	Other Fiscal Period (FY08 - FY24)	Derivation of Benefits: Commercial Ag Program estimates that a beef cows has a positive economic impact of \$1.36 per pound of beef produced. The direct fiscal benefit is the \$.10 /\$.25 per pound that was paid in tax credits to the farmer, the indirect fiscal benefit is the other \$1.26/\$1.11 per pound in economic activity generated from the additional retained beef cattle. Source: Missouri Value-Added Beef Study, March 2016
BENEFITS			
Direct Fiscal Benefits	\$0	\$2,684,646	
Indirect Fiscal Benefits	\$0	\$19,354,726	
Total	\$0	\$22,039,372	
COSTS			
Direct Fiscal Costs	\$0	\$2,072,465	
Indirect Fiscal Costs			
Total	\$0	\$2,072,465	
BENEFIT: COST	#DIV/0!	10.63	

Other Benefits:

PERFORMANCE MEASURE(S)



Comments on Performance Measure:
 No additional pounds are being added due to the eligibility dates are subject to change due to action by the House Budget Committee on May 18, 2018, stating that no credits are approved for Qualified Beef, pursuant to Section 135.679, RSMo, for any tax year beginning on or after July 1, 2018 and on or before June 30, 2019. This was extended through the life of the program. The program expired on December 31, 2021.

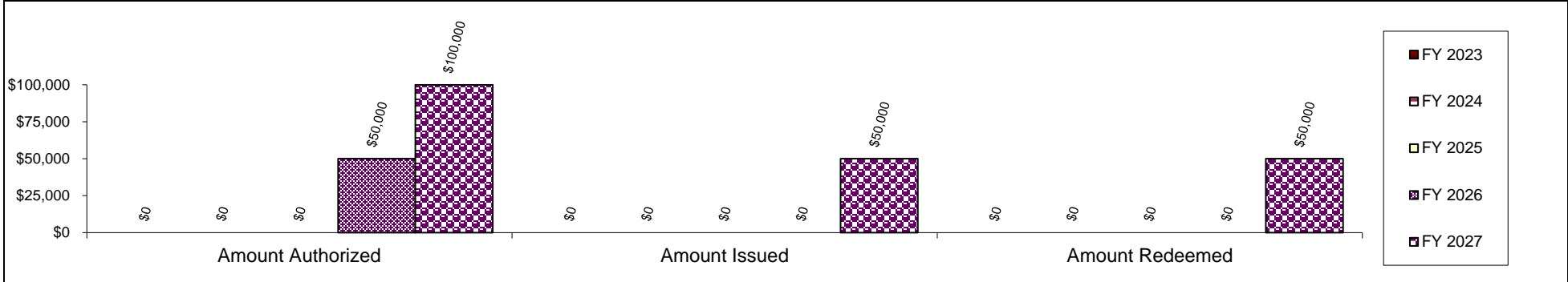
TAX CREDIT ANALYSIS

Program Name: Specialty Agricultural Crops Loan Program						
Department: Agriculture		Contact Name & No.: Jill S. Wood 573-751-5624			Date: 9/1/2025	
Program Category: Agricultural		Type:	Tax Credit	Other:		
Statutory Authority: 348.491, 348.493 RSMo Effective January 2023		Applicable Taxes: Income (143 RSMo), Franchise (147 RSMo), and Financial Institution (148 RSMo)				
Tax Credit Creation Date: January 2, 2023 2022 1st Ex. Sess. H.B. 3		Year of Last Legislative Change:				
Program Description and Eligibility Requirements: This program provides Missouri Tax Credits to lenders in lieu of the first year of interest being paid on specialty crop loans made to "family farmers" who are Missouri residents and who have less than \$100,000 in agricultural sales per year. Maximum eligible loan cannot exceed 90% of the cost of purchasing specialty crops farming resources or \$35,000, whichever is less. Family Farmers are limited to use the program only once per family which have the same physical residence address. Specialty crop is defined as fruits and vegetables, tree nuts, dried fruits, and horticulture and nursery crops including but not limited to floriculture. "Specialty crop" shall not include industrial hemp, medical marijuana, or recreational marijuana.						
Explanation of How Award is Computed:		Entitlement <input type="checkbox"/> No	Discretionary <input type="checkbox"/> Yes			
A lender can request a tax credit for the first year's interest waived on a loan to a "Missouri Family Farmer" that makes a loan for the purchase specialty crops farming resources. Each request shall include a true copy of the loan documents. All participants must submit an application which must be approved by the MASBDA Commission prior to tax credit issuance.						
Program Cap: Cumulative \$ _____ (remainder of cumulative cap) \$ _____ Annual \$ 300,000 None _____						
Cap Shared Between Programs <input type="checkbox"/> No		Which Program(s)? _____				
Explanation of Cap: Fiscal year limits are set in 348.493.2 RSMo and individual loan limit of \$35,000 is set in 348.491.5 RSMo.						
Sunset Provision:		<input type="checkbox"/> Yes	Date of Sunset 12/31/2028		Date of Last Sunset Extension _____	
Explanation of Expiration of Authority: Program is set to automatically sunset on December 31, 2028, unless reauthorized by an act of the general assembly. 348.491.11 RSMo						
Specific Provisions: (if applicable)						
Carry forward <input type="checkbox"/> 3 years	Carry Back <input type="checkbox"/> n/a	Refundable <input type="checkbox"/> No	Apportioned <input type="checkbox"/> No	Appropriated <input type="checkbox"/> Yes		
Sellable/Assignable <input type="checkbox"/> Yes	Organizations Remit an Offset <input type="checkbox"/> Yes	Additional Federal Deductions/Credits Available <input type="checkbox"/> No				
Comments on Specific Provisions:						
Legislative / General Assembly Action(s) During Prior Five Years: Specialty Agricultural Crops Loan Tax Credit Program was created on H.B. 3 which was passed in FY 2022 1st Special Session and became active January 1, 2023.						
	FY 2023 ACTUAL	FY 2024 ACTUAL	FY 2025 ACTUAL	FY 2026 (year to date)	FY 2026 (Full Year)	FY 2027 (Budget Year)
Certificates Issued (#)	0	0	0	0	0	15
Projects/Participants (#)	0	0	0	0	15	30
Amount Authorized	\$0	\$0	\$0	\$0	\$50,000	\$100,000
Amount Issued	\$0	\$0	\$0	\$0	\$0	\$50,000
Amount Redeemed	\$0	\$0	\$0	\$0	\$0	\$50,000
FY 2025 EST. Amount Outstanding \$0						
FY 2025 EST. Amount Authorized but Unissued \$0						

TAX CREDIT ANALYSIS

Program Name: Specialty Agricultural Crops Loan Program

HISTORICAL AND PROJECTED INFORMATION



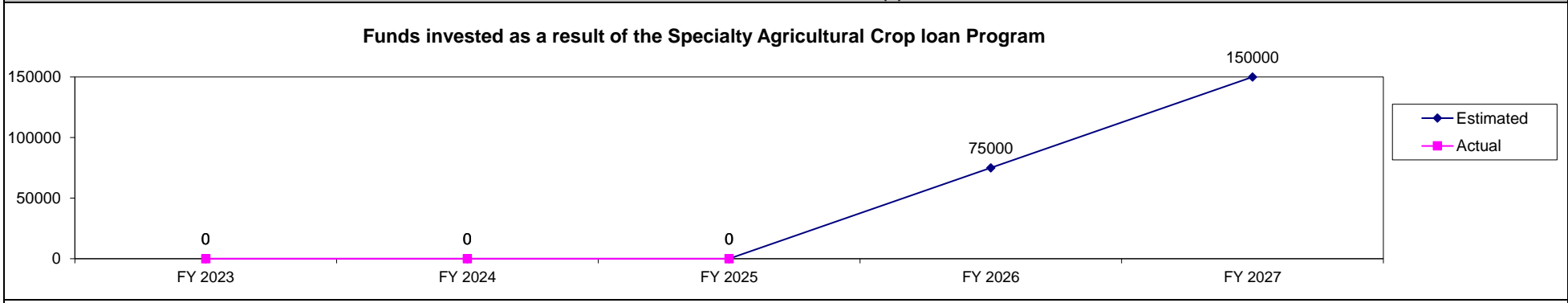
Comments on Historical and Projected Information:
 MASBDA began accepting applications for the program starting October 2, 2023. MASBDA had to wait for the rulemaking process to be complete before accepting applications.

BENEFIT: COST ANALYSIS (includes only state revenue impacts)

	FY 2025 ACTIVITY	Other Fiscal Period (FY 23 - 24)	Derivation of Benefits:
BENEFITS			The program was on HB 3, which was passed during FY 22 1st Special Session and the program became active on January 2, 2023. MASBDA began accepting applications for the program starting October 2, 2023. MASBDA had to wait for the rulemaking process to be complete before accepting applications.
Direct Fiscal Benefits	\$0	\$0	
Indirect Fiscal Benefits	\$0	\$0	
Total	\$0	\$0	At this time, there has been no applications received for this program. MASBDA is in the process of deciding what amounts/numbers are to be used for the Direct & Indirect Fiscal Benefit calculations. Direct fiscal cost will be amount redeemed plus the salary & expenditures amount per fiscal year to administer the program.
COSTS			
Direct Fiscal Costs	\$1,187	\$3,888	
Indirect Fiscal Costs			
Total	\$1,187	\$3,888	
BENEFIT: COST	0.00	0.00	

Other Benefits:

PERFORMANCE MEASURE(S)



Comments on Performance Measure:
 Program became active on January 2, 2023, but due to the length of the rulemaking process, MASBDA began accepting applications for the program starting October 2, 2023. FY 2024 will be the first year of activity. No applications have been received to date.

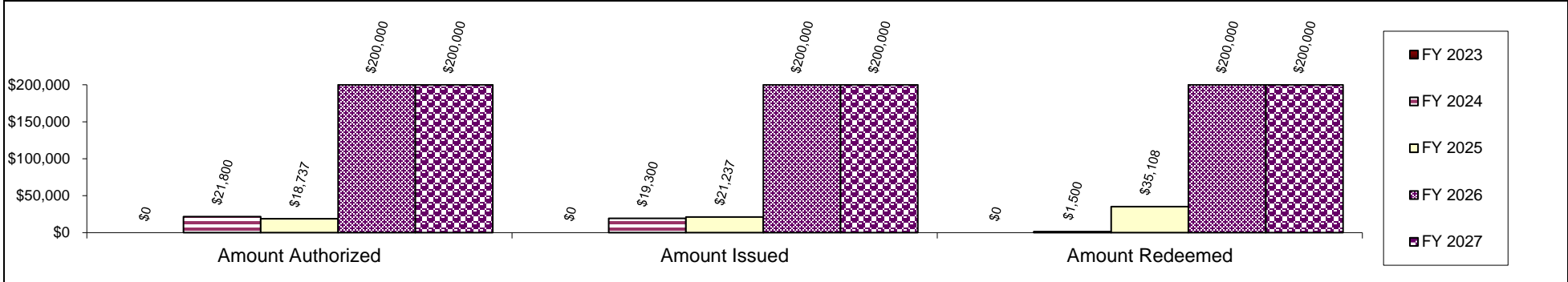
TAX CREDIT ANALYSIS

Program Name: Urban Farm Investment Tax Credit Program						
Department: Agriculture		Contact Name & No.: Jill S Wood 573-751-5624			Date: 9/1/2025	
Program Category: Agricultural		Type:	Tax Credit	Other:		
Statutory Authority: 135.1610 RSMo Effective January 2023		Applicable Taxes: Income (143 RSMo)				
Tax Credit Creation Date: January 2, 2023 2022 1st Ex. Sess. H.B. 3		Year of Last Legislative Change:				
Program Description and Eligibility Requirements: This program provides Missouri Tax Credits to any individual, partnership, or corporation for an amount equal to fifty percent of the taxpayer's eligible expense for establishing or improving an urban farm that focuses on food production. 'Urban Farm' is defined as an agricultural plot or facility in an urban area that produces agricultural food products used solely for distribution to the public by sale or donation. This does include community-run gardens and excludes personal farms or residential lots for personal use. Eligible expenses are incurred in the construction or development of establishing or improving an urban farm in an urban area. The term eligible expenses shall not include any expense for labor or any expense incurred to grown medical marijuana, industrial hemp or recreational marijuana.						
Explanation of How Award is Computed:		Entitlement <input type="checkbox"/> No	Discretionary <input type="checkbox"/> Yes			
The tax payer can claim a tax credit for an amount equal to fifty percent of the taxpayer's eligible expense for establishing or improving an urban farm that focuses on food production or a donation to an Urban Farm. Maximum tax credit allowed per taxpayer per urban farm is \$5,000 with a maximum amount to all taxpayers per urban farm is \$25,000. All participants must submit an application with all required documentation to MASBDA and which must be approved by the MASBDA Commission prior to tax credit issuance.						
Program Cap:		Cumulative \$ _____ (remainder of cumulative cap) \$ _____	Annual \$ 200,000		None _____	
Cap Shared Between Programs <input type="checkbox"/> No		Which Program(s)? _____				
Explanation of Cap: Fiscal year limits are set in 135.1610.4 RSMo. Individual tax credit limit per taxpayer per urban farm of \$5,000 and maximum tax credit amount issued per urban farm is \$25,000 is set in 135.1610.3 RSMo.						
Sunset Provision:		<input type="checkbox"/> Yes	Date of Sunset 12/31/2028		Date of Last Sunset Extension _____	
Explanation of Expiration of Authority: Program is set to automatically sunset on December 31, 2028, unless reauthorized by an act of the general assembly. 135.1610.8 RSMo						
Specific Provisions: (if applicable)						
Carry forward <input type="checkbox"/> 3 years	Carry Back <input type="checkbox"/> n/a	Refundable <input type="checkbox"/> No	Apportioned <input type="checkbox"/> No	Appropriated <input type="checkbox"/> Yes		
Sellable/Assignable <input type="checkbox"/> No	Organizations Remit an Offset <input type="checkbox"/> No	Additional Federal Deductions/Credits Available <input type="checkbox"/> No				
Comments on Specific Provisions: The Urban Farm Investment Tax Credit shall not be transferred, sold, or assigned.						
Legislative / General Assembly Action(s) During Prior Five Years: Urban Farm Investment Tax Credit Program was created on H.B. 3 which was passed in FY 2022 1st Special Session and became active January 1, 2023.						
	FY 2023 ACTUAL	FY 2024 ACTUAL	FY 2025 ACTUAL	FY 2026 (year to date)	FY 2026 (Full Year)	FY 2027 (Budget Year)
Certificates Issued (#)	0	8	6	6	40	40
Projects/Participants (#)	0	9	6	6	40	40
Amount Authorized	\$0	\$21,800	\$18,737	\$18,500	\$200,000	\$200,000
Amount Issued	\$0	\$19,300	\$21,237	\$18,500	\$200,000	\$200,000
Amount Redeemed	\$0	\$1,500	\$35,108	\$0	\$200,000	\$200,000
FY 2025 EST. Amount Outstanding		\$3,929	FY 2025 EST. Amount Authorized but Unissued		\$0	

TAX CREDIT ANALYSIS

Program Name: Urban Farm Investment Tax Credit Program

HISTORICAL AND PROJECTED INFORMATION



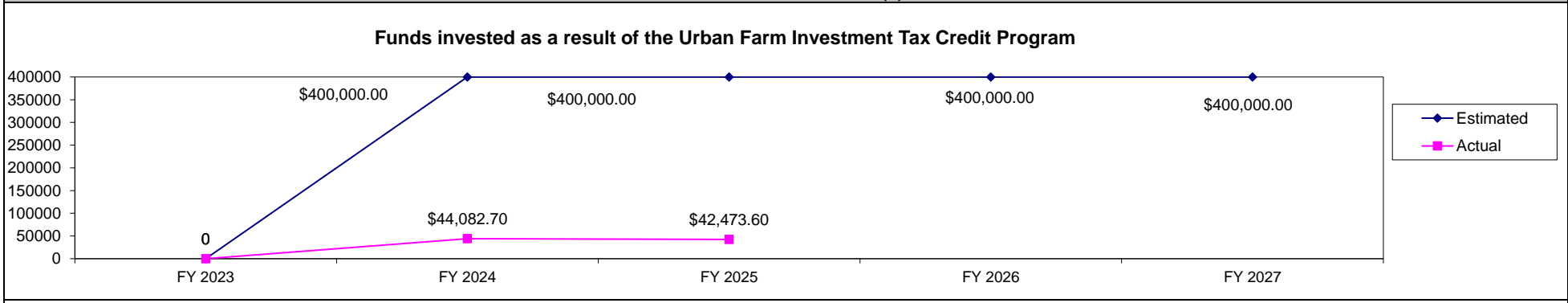
Comments on Historical and Projected Information: MASBDA began accepting applications in November 2023.

BENEFIT: COST ANALYSIS (includes only state revenue impacts)

	FY 2025 ACTIVITY	Other Fiscal Period (FY 23 - 24)	Derivation of Benefits: IMPLAN economic modeling software was used to quantify direct and indirect fiscal benefits to Missouri state taxes. These benefits were derived from industry spending patterns (based on investment dollars) as a result of the donations received to establish or improve an urban farm.
BENEFITS			
Direct Fiscal Benefits	\$0	\$0	
Indirect Fiscal Benefits	\$3,676	\$3,399	
Total	\$3,676	\$3,399	
COSTS			
Direct Fiscal Costs	\$43,085	\$13,515	
Indirect Fiscal Costs			
Total	\$43,085	\$13,515	
BENEFIT: COST	0.09	0.25	

Other Benefits:

PERFORMANCE MEASURE(S)



Comments on Performance Measure: The program was on HB 3, which was passed during FY 22 1st Special Session and the program became active on January 2, 2023. MASBDA began accepting applications in November 2023. FY 2024 will be the first year of activity.

TAX CREDIT ANALYSIS

Program Name: Missouri Empowerment Scholarship Account Program					
Department: State Treasurer's Office		Contact Name & No.: Trent Blair 573.751.2466			Date: October 2025
Program Category: Training and Educational		Type: Tax Credit	Other:		
Statutory Authority: Sections 135.712-135.719 RSMo.		Applicable Taxes: Income Taxes			
Tax Credit Creation Date: 2021		Year of Last Legislative Change: 2025			

Program Description and Eligibility Requirements:

Any taxpayer may claim a tax credit, not to exceed 50% of the taxpayer's state liability, for any qualifying contribution to an educational assistance organization.

Explanation of How Award is Computed:		Entitlement <input type="checkbox"/> Yes	Discretionary <input type="checkbox"/> No
--	--	---	--

Credits are awarded on a first come first served basis up to the annual cap of \$75 Million.

Program Cap: Cumulative \$ _____ (remainder of cumulative cap) \$ _____		Annual \$ 27,625,000		None _____	
Cap Shared Between Programs <input type="checkbox"/> No		Which Program(s)? _____			

Explanation of Cap:
 The cumulative amount of tax credits issued in any one calendar year started at \$25 million for 2022 and shall be adjusted by the State Treasurer annually based upon inflation with a maximum cap of \$75 million. Given that authorization is based on calendar years, and the information presented here is based on fiscal years, fiscal year actuals may vary from the estimates below. Inflation adjustments are calculated in December, for this exercise the next budget year cap amount is estimated. Note: it is possible, in any given fiscal year, that issuances from two calendar years could exceed the estimates below, due to the difference in calendar/fiscal years.

Sunset Provision: <input type="checkbox"/> No		Date of Sunset _____		Date of Last Sunset Extension _____	
--	--	----------------------	--	-------------------------------------	--

Explanation of Expiration of Authority:

Specific Provisions: (if applicable)

Carry forward <input type="checkbox"/> 4 years	Carry Back <input type="checkbox"/> n/a	Refundable <input type="checkbox"/> No	Apportioned <input type="checkbox"/> No	Appropriated <input type="checkbox"/> No
Sellable/Assignable <input type="checkbox"/> No	Organizations Remit an Offset <input type="checkbox"/> No	Additional Federal Deductions/Credits Available <input type="checkbox"/> No		

Comments on Specific Provisions:

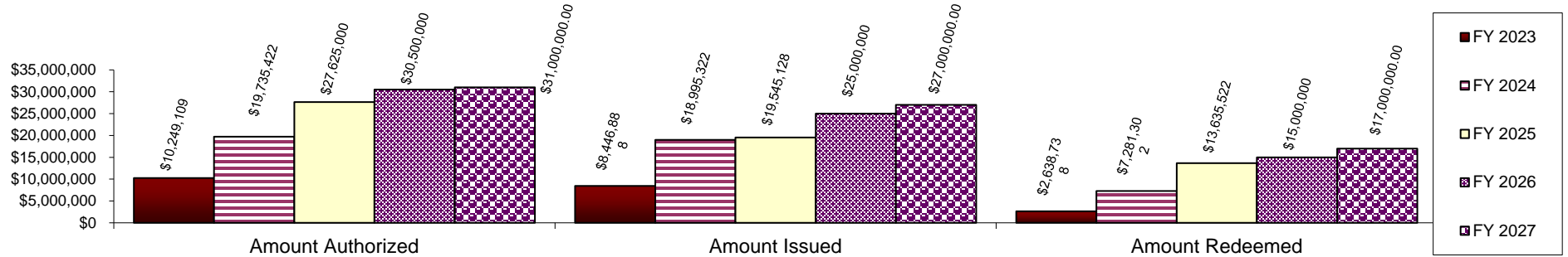
Legislative / General Assembly Action(s) During Prior Five Years:

	FY 2023 ACTUAL	FY 2024 ACTUAL	FY 2025 ACTUAL	FY 2026 (year to date)	FY 2026 (Full Year)	FY 2027 (Budget Year)
Certificates Issued (#)	989	1,284	1,612	0	2,000	2,500
Projects/Participants (#)	1,361	1,997	2,677	6,100	6,200	8,000
Amount Authorized	\$10,249,109	\$19,735,422	\$27,625,000	\$0	\$30,500,000	\$31,000,000
Amount Issued	\$8,446,888	\$18,995,322	\$19,545,128	\$0	\$25,000,000	\$27,000,000
Amount Redeemed	\$2,638,738	\$7,281,302	\$13,635,522	\$0	\$15,000,000	\$17,000,000

FY 2025 EST. Amount Outstanding	\$5,909,606	FY 2025 EST. Amount Authorized but Unissued	\$8,079,872
---------------------------------	-------------	---	-------------

TAX CREDIT ANALYSIS

Program Name: Missouri Empowerment Scholarship Account Program
HISTORICAL AND PROJECTED INFORMATION



Comments on Historical and Projected Information:
 The growth of the program has more than doubled from the 24-25 school year to the 25-26 school year. Continued substantial growth is expected for the program, which will increase the need for more authorized tax credits.

BENEFIT: COST ANALYSIS (includes only state revenue impacts)

	FY 2025 ACTIVITY	Other Fiscal Period (indicated time period)
BENEFITS		
Direct Fiscal Benefits	\$28,393,378	
Indirect Fiscal Benefits		
Total	\$28,393,378	\$0
COSTS		
Direct Fiscal Costs	\$13,635,522	
Indirect Fiscal Costs		
Total	\$13,635,522	\$0
BENEFIT: COST	2.08	#DIV/0!

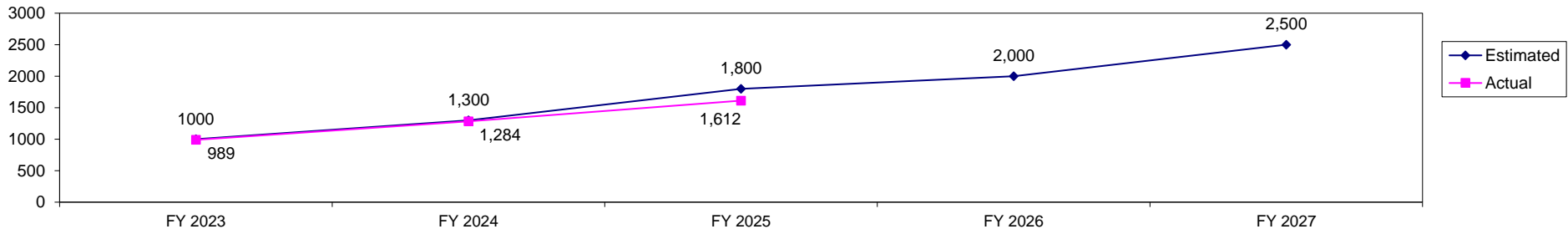
Derivation of Benefits:

The state of Missouri spent an average of \$15,700 per pupil during the 20-21 school year. The cost of educating the 2,677 MOScholars students at that average cost would have been \$42,028,900. The total cost for the MOScholars students was \$13,635,522. The difference would be a direct Fiscal benefit of \$28,393,378.

Other Benefits: The MOScholars program is allowing many families and students the ability to thrive in educational settings that fit their individual needs.

PERFORMANCE MEASURE(S)

Number of Tax Credit Certificates Issued



Comments on Performance Measure:
 The increase of students in the MOScholars shows the continued need in choice of educational settings for students across the state of Missouri.

TAX CREDIT ANALYSIS

Program Name: Medical Preceptor Tax Credit					
Department: Health and Senior Services		Contact Name & No.: Maddie Starnes (573) 522-2717			Date: August 2025
Program Category: Domestic and Social		Type: Tax Credit	Other:		
Statutory Authority: Section 135.690, RSMo		Applicable Taxes: Chapter 143, excluding withholding taxes			
Tax Credit Creation Date: 2022		Year of Last Legislative Change: 2022			

Program Description and Eligibility Requirements:
 Community-based faculty preceptors who serve as the preceptor for a medical student core preceptorship or a physician assistant student core preceptorship shall be allowed a credit. The preceptor shall submit supporting documentation.

Explanation of How Award is Computed:		Entitlement <input type="checkbox"/> No	Discretionary <input type="checkbox"/> Yes
Section 135.690.2(4), RSMo, allows no more than 200 preceptorship tax credits shall be authorized in a calendar year, which are awarded on a first-come, first-served basis. By statute, the credit is an amount equal to \$1,000 for each preceptorship, up to a maximum of \$3,000 a year.			

Program Cap: Cumulative \$ 200,000 remainder of cumulative cap) \$ _____		Annual \$ _____		None _____	
Cap Shared Between Programs <input type="checkbox"/> Choose		Which Program(s)? _____			

Explanation of Cap:
 Section 135.690.2(4) does not allow the tax credit to exceed \$200,000 per year, though subdivision 5 does state that "the department is authorized to exceed the two hundred thousand dollars per year tax credit program cap in any amount not to exceed the amount of funds remaining in the medical preceptor fund".

Sunset Provision: <input type="checkbox"/> Choose		Date of Sunset _____		Date of Last Sunset Extension _____	
--	--	----------------------	--	-------------------------------------	--

Explanation of Expiration of Authority:
 Section 135.690 does not include a sunset provision.

Specific Provisions: (if applicable)					
Carry forward <input type="checkbox"/> n/a	Carry Back <input type="checkbox"/> n/a	Refundable <input type="checkbox"/> No	Apportioned <input type="checkbox"/> No	Appropriated <input type="checkbox"/> Yes	
Sellable/Assignable <input type="checkbox"/> No	Organizations Remit an Offset <input type="checkbox"/> No	Additional Federal Deductions/Credits Available <input type="checkbox"/> No			

Comments on Specific Provisions:

Legislative / General Assembly Action(s) During Prior Five Years:

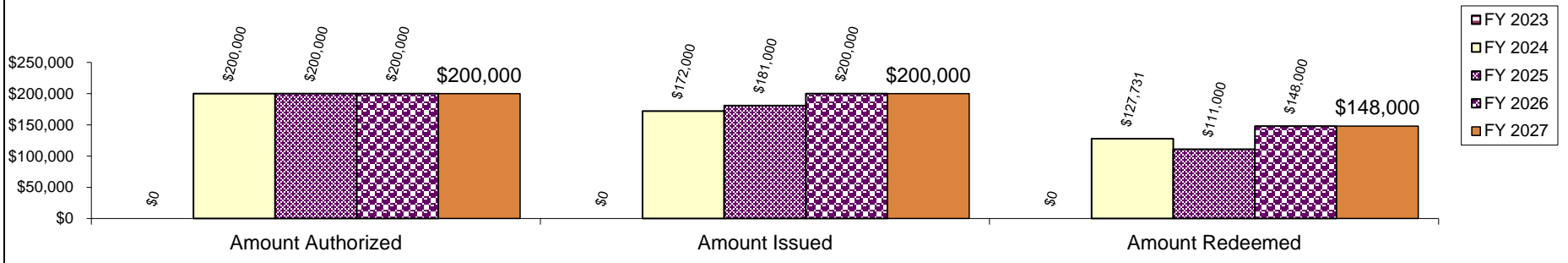
	FY 2023 ACTUAL	FY 2024 ACTUAL	FY 2025 ACTUAL	FY 2026 ACTUAL as of 9/5/25	FY 2026 (Budget Year)	FY 2027 (Budget Year)
Certificates Issued (#)	n/a	78	82	6	115	115
Projects/Participants (#)	0	78	82	6	95	95
Amount Authorized	n/a	\$200,000	\$200,000	\$200,000	\$200,000	\$200,000
Amount Issued	n/a	\$172,000	\$181,000	\$15,000	\$200,000	\$200,000
Amount Redeemed	\$0	\$127,731	\$111,000	\$0	\$148,000	\$148,000

FY 2025 EST. Amount Outstanding	\$70,000	FY 2025 EST. Amount Authorized but Unissued	\$19,000
---------------------------------	----------	---	----------

TAX CREDIT ANALYSIS

Program Name: Medical Preceptor Tax Credit

HISTORICAL AND PROJECTED INFORMATION

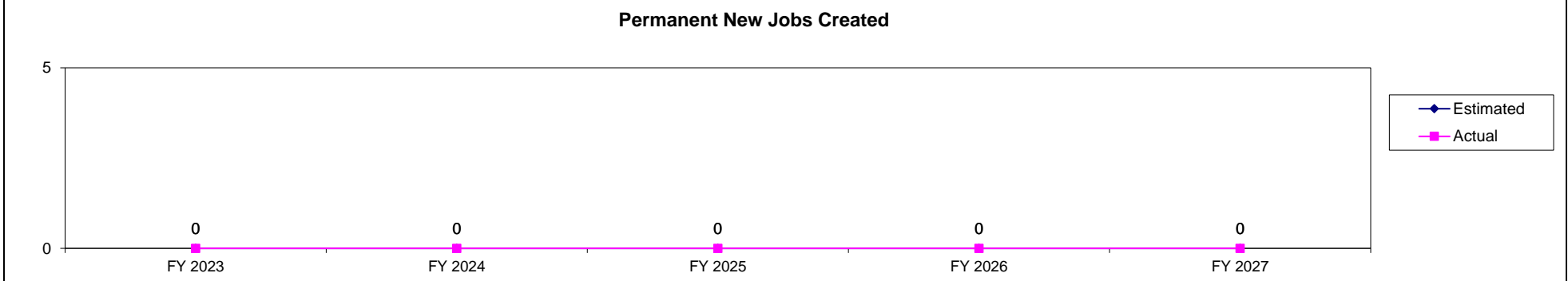


Comments on Historical and Projected Information:

BENEFIT: COST ANALYSIS (includes only state revenue impacts)			
	FY 2024 ACTIVITY	Other Fiscal Period (indicated time period)	Derivation of Benefits:
BENEFITS			N/A
Direct Fiscal Benefits	\$0	\$0	
Indirect Fiscal Benefits	\$0	\$0	
Total	\$0	\$0	
COSTS			
Direct Fiscal Costs	\$0	\$0	
Indirect Fiscal Costs	\$0	\$0	
Total	\$0	\$0	
BENEFIT: COST	0.00	0.00	

Other Benefits:

PERFORMANCE MEASURE(S)



Comments on Performance Measure:
 The tax credit did not exist in previous fiscal years and the program has not existed for any period of time to determine if any permanent new jobs will be created. It is unlikely that this tax credit will directly create any permanent new jobs, although it may incentivize physicians to serve as community-based faculty preceptors, which in turn could improve training for medical students, which would result in an overall benefit to the state's healthcare workforce.

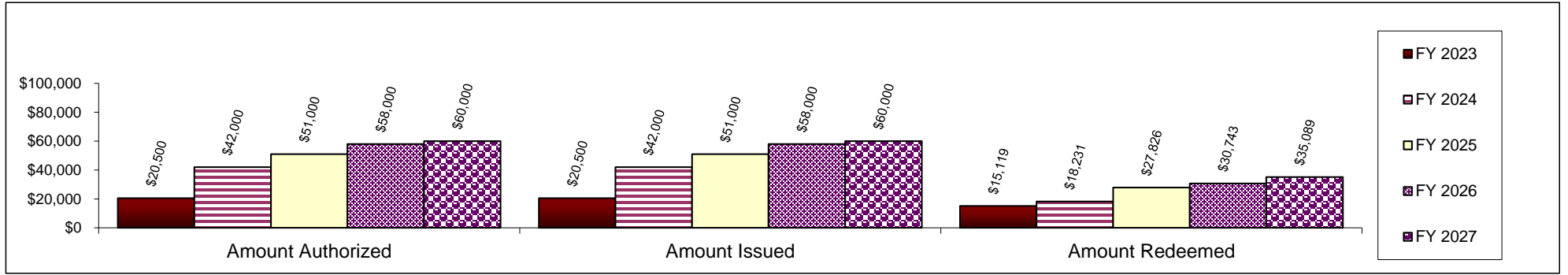
TAX CREDIT ANALYSIS

Program Name: Shared Care Tax Credit			
Department: Health and Senior Services		Contact Name & No.: Bobbi Jo Garber (573) 751-5567	
Program Category: Domestic and Social		Date: August 2025	
Statutory Authority: Sections 192.2005, 192.2010 and 192.2015		Type: Tax Credit Other:	
Tax Credit Creation Date: 1-Jan-00		Applicable Taxes: Individual Income	
Year of Last Legislative Change:			
Program Description and Eligibility Requirements:			
<p>Shared Care is a program in which eligible families who provide care to an elderly family member in their home may request a tax credit. Caregivers who meet requirements within the program are eligible for a Shared Care tax credit in an amount not to exceed \$500 to defray the cost of caring for an elderly person. In order to be eligible for a Shared Care tax credit, a registered caregiver shall:</p> <p>(1) Care for an elderly person age 60 or older who is physically or mentally incapable of living alone, who requires assistance to avoid placement in a long-term care facility, is not able or allowed to operate a motor vehicle, and does not receive funding or services through Medicaid or Social Service Block Grant funding;</p> <p>(2) Live in the same residence as the elderly person to give protective oversight for an aggregate of more than six months per tax year;</p> <p>(3) Not receive monetary compensation for providing care; and</p> <p>(4) File necessary Shared Care tax credit forms with the caregiver's Missouri individual income tax return.</p>			
Explanation of How Award is Computed:		Entitlement <input type="checkbox"/> Yes <input type="checkbox"/> No	
Each qualifying caregiver is limited to no more than \$500 of the tax credit amount of their tax liability.		Discretionary <input type="checkbox"/> Yes <input type="checkbox"/> No	
Program Cap: Cumulative \$ _____ (remainder of cumulative cap) \$ _____ Annual \$ _____ None <input type="checkbox"/> x <input type="checkbox"/>			
Cap Shared Between Programs <input type="checkbox"/> No <input type="checkbox"/> Yes		Which Program(s)? _____	
Explanation of Cap:			
Each qualifying caregiver is limited to no more than \$500 of the tax credit amount of their tax liability.			
Sunset Provision: <input type="checkbox"/> No <input type="checkbox"/> Yes		Date of Sunset _____ Date of Last Sunset Extension _____	
Explanation of Expiration of Authority:			
While there is no program cap, the eligibility requirements for the program self-limit the amount of the tax credits provided. Each qualifying caregiver is limited to no more than \$500 of tax credit, or no more than their tax liability, whichever is lower.			
Specific Provisions: (if applicable)			
Carry forward <input type="checkbox"/> n/a <input type="checkbox"/>	Carry Back <input type="checkbox"/> n/a <input type="checkbox"/>	Refundable <input type="checkbox"/> No <input type="checkbox"/>	Apportioned <input type="checkbox"/> No <input type="checkbox"/>
Sellable/Assignable <input type="checkbox"/> No <input type="checkbox"/>	Organizations Remit an Offset <input type="checkbox"/> No <input type="checkbox"/>	Additional Federal Deductions/Credits Available <input type="checkbox"/> No <input type="checkbox"/>	
Comments on Specific Provisions:			
Certificates issued equal the number of Shared Care registered caregivers (potential tax credit claimants). The amount authorized is equal to the caregivers multiplied by the maximum per person credit amount of \$500. The amount redeemed is the total tax credit claimed.			

TAX CREDIT ANALYSIS

Program Name: Shared Care Tax Credit						
Legislative / General Assembly Action(s) During Prior Five Years:						
	FY 2023 ACTUAL	FY 2024 ACTUAL	FY 2025 ACTUAL	FY 2026 YTD	FY 2026 (Budget Year)	FY 2027 (Budget Year)
Certificates Issued (#)	41	84	102	0	116	120
Projects/Participants (#)	0	0	0	0	0	0
Amount Authorized	\$20,500	\$42,000	\$51,000	\$0	\$58,000	\$60,000
Amount Issued	\$20,500	\$42,000	\$51,000	\$0	\$58,000	\$60,000
Amount Redeemed	\$15,119	\$18,231	\$27,826	\$0	\$30,743	\$35,089
FY 2025 EST. Amount Outstanding		\$23,174		FY 2025 EST. Amount Authorized but Unissued		\$0

HISTORICAL AND PROJECTED INFORMATION



Comments on Historical and Projected Information: N/A

BENEFIT: COST ANALYSIS (includes only state revenue impacts)

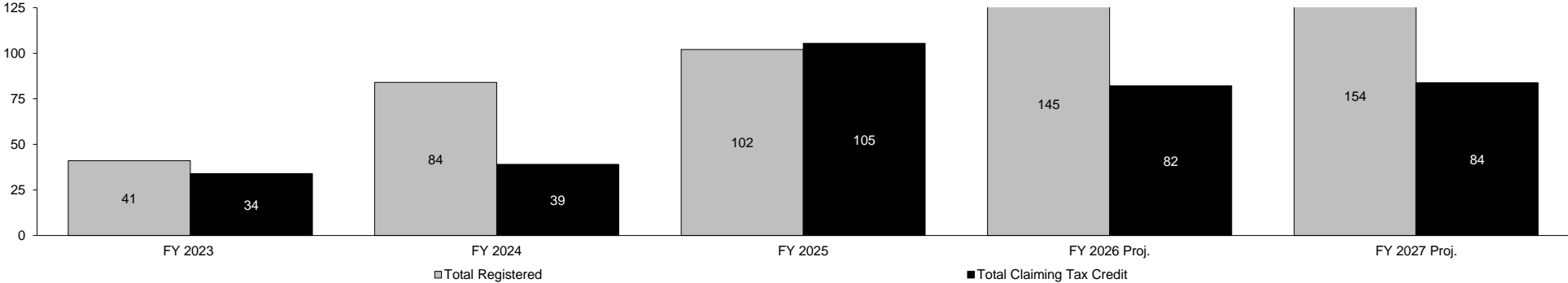
	FY 2025 ACTIVITY	Other Fiscal Period (indicated time period)	Derivation of Benefits:
BENEFITS			Individuals claiming this tax credit are providing care for elderly persons who are not receiving state funded services. Without this private caregiver support, these elderly persons may need services such as personal care, homemaker, and respite care funded in part through Medicaid, Social Service Block Grant, or General Revenue. The indirect fiscal benefits are calculated based on the estimated number of elderly persons claiming the credit who are potentially Medicaid eligible, multiplied by the average cost of care for elderly persons receiving care through DHSS (102 total claimants x 21.49 [percent of persons over age 60 in Missouri] X \$6,707.75 [FY 2025 GR average cost of care] = \$147,032).
Direct Fiscal Benefits	Not Applicable	Not Applicable	
Indirect Fiscal Benefits	\$147,032	Not Applicable	
Total	\$147,032	\$0	
COSTS			Direct Costs Footnote: Direct costs include the dollar value of tax credits redeemed (\$27,826) as well as the General Revenue cost for personnel (\$6,950) who respond to inquiries and register/confirm individuals within the program (\$27,826 + \$6,950 = \$34,776).
Direct Fiscal Costs	\$34,776	Not Applicable	
Indirect Fiscal Costs	Not Applicable	Not Applicable	
Total	\$34,776	\$0	
BENEFIT: COST	112,256		
Other Benefits: N/A			

TAX CREDIT ANALYSIS

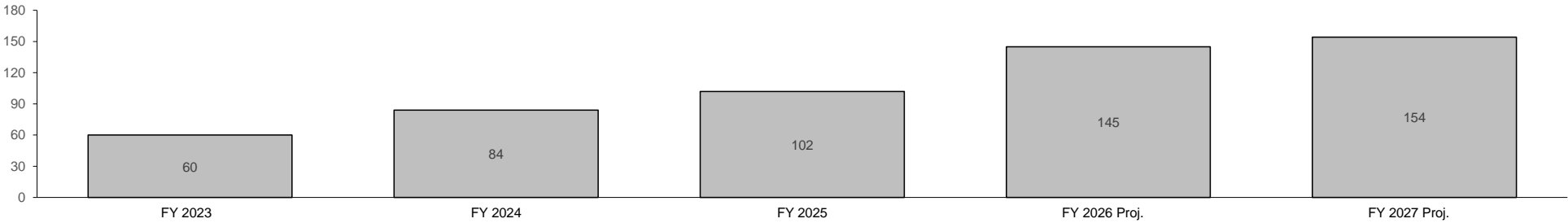
Program Name: Shared Care Tax Credit

PERFORMANCE MEASURE(S)

Registered Caregivers



Shared Care Inquiries



Comments on Performance Measure:

The FY 2024 increase of certificates issued is due to the increased awareness of the tax credit opportunity.