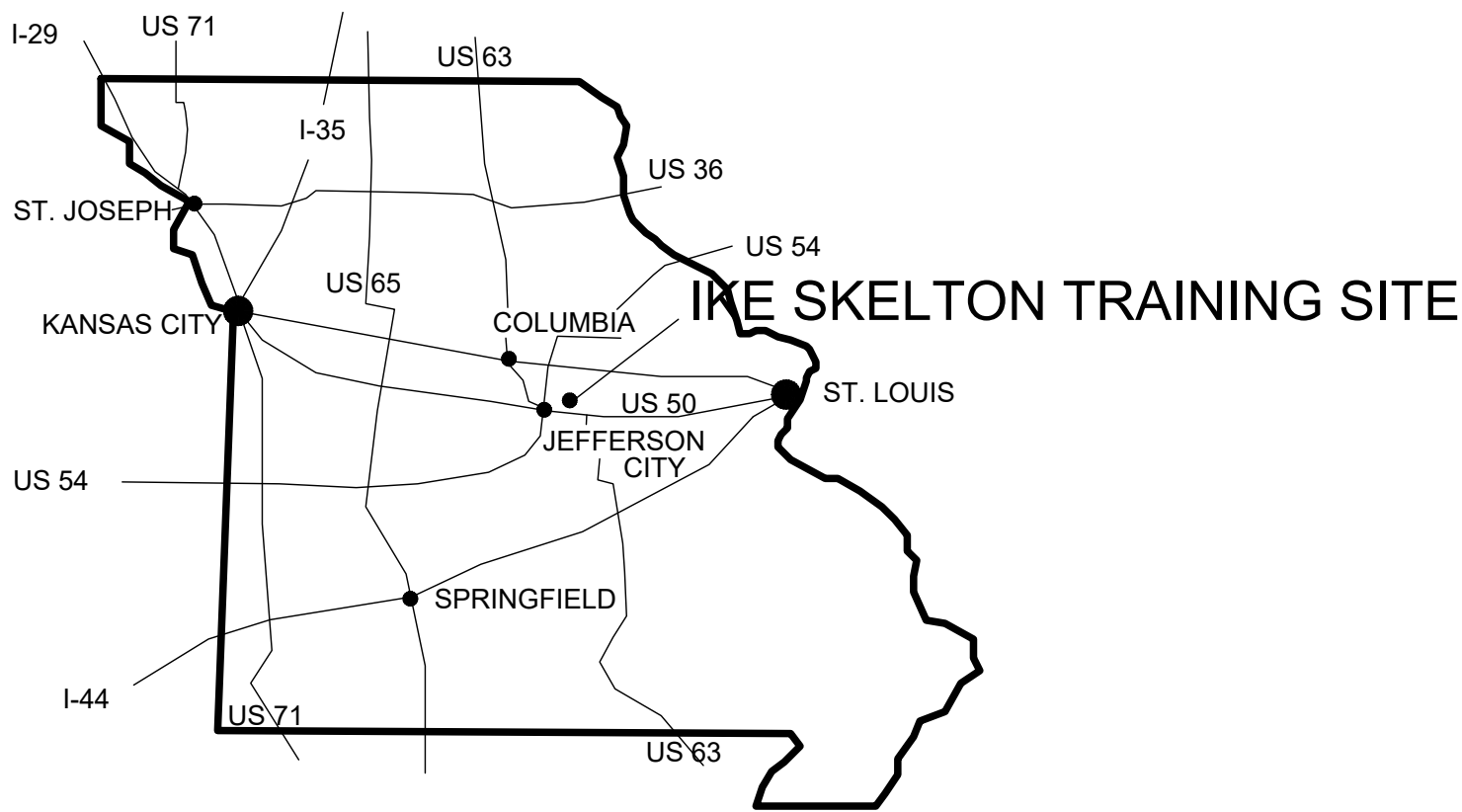
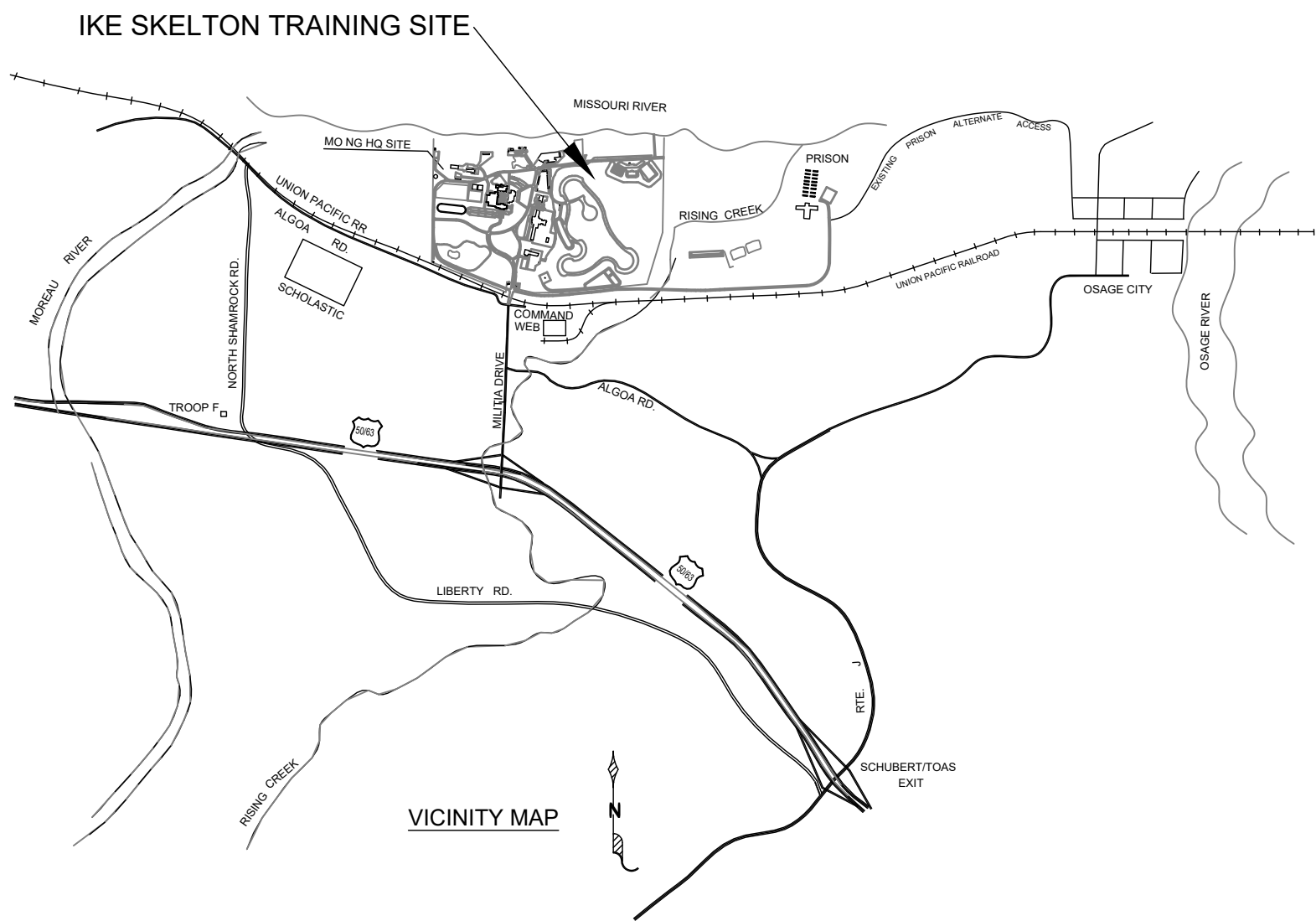


INTERIOR AND EXTERIOR LED LIGHTING UPGRADE

STARC RC, HQ/SEMA, MEF BUILDING

IKE SKELTON TRAINING SITE

JEFFERSON CITY, MO



PROJECT LOCATION MAPS
NTS

OWNER: STATE OF MISSOURI
MICHAEL L. PARSON,
GOVERNOR

DEPARTMENT OF
PUBLIC SAFETY
MISSOURI NATIONAL GUARD

PROJECT
MANAGEMENT: OFFICE OF ADMINISTRATION
DIVISION OF FACILITIES MANAGEMENT,
DESIGN AND CONSTRUCTION

DESIGNER: McCLURE ENGINEERING

PROJECT NUMBER: T2128-01

SITE NUMBER: #6300

FACILITY NUMBER: #8136300012 - MILITARY EDUCATION FACILITY
#8136300013 - STARC READINESS CENTER
#8136300014 - HQ / SEMA



G001

S:\075110.000 STARC RC, HQ SEMA, MEF Bldgs Lighting\03 Electrical\G002-075110.000.dwg 12/27/21 12:48 SFreund

GENERAL NOTES

- 1) THE CONTRACTOR(S) SHALL FIELD VERIFY EXISTING DIMENSIONS AND CONDITIONS AND TELL THE ENGINEER OF ANY DISCREPANCIES AND INTERFERENCES ENCOUNTERED PRIOR TO STARTING WORK AFFECTED THEREBY.
- 2) THE CONTRACTOR(S) SHALL COMPLY WITH THE LATEST EDITION OF APPLICABLE CODES AND STANDARDS INCLUDING BUT NOT LIMITED TO:

- THE AMERICANS WITH DISABILITIES ACT (ADAAG)

- INTERNATIONAL BUILDING CODE (IBC)

- NATIONAL ELECTRICAL CODE (NEC)

- LIFE SAFETY CODE (NFPA 101)

- AMERICAN CONCRETE INSTITUTE (ACI)
- 3) THE CONTRACTOR(S) SHALL BE RESPONSIBLE FOR OSHA COMPLIANCE AND JOB SITE SAFETY.
- 4) THE CONTRACTOR(S) SHALL VERIFY LOCATIONS OF ALL UTILITIES (TELEPHONE, DATA, GAS, ELECTRIC, SANITARY AND STORM SEWERS, ETC) AT THE SITE BEFORE STARTING EXCAVATION OR CONSTRUCTION. THESE ITEMS SHALL BE MARKED AND PROTECTED.
- 5) THE CONTRACTOR(S) SHALL PROTECT EXISTING FINISHES AND OTHER BUILDING COMPONENTS FROM DAMAGE. ANY SURFACES AND/OR COMPONENTS DAMAGED DURING THE CONSTRUCTION PROJECTS SHALL BE RETURNED TO PRE-PROJECT CONDITIONS AND/OR MADE TO MATCH ADJACENT MATERIALS.

SHEET NUMBER	SHEET NAME	CURRENT REVISION DATE
G001	COVER SHEET	06/09/2022
G002	INDEX SHEET	06/09/2022
DE-1.0	SITE PLAN - DEMOLITION	06/09/2022
DE-2.0	HQ / SEMA BASEMENT FLOOR PLAN - DEMOLITION	06/09/2022
DE-2.1	HQ / SEMA FIRST FLOOR PLAN - DEMOLITION	06/09/2022
DE-2.2	HQ / SEMA SECOND FLOOR PLAN - DEMOLITION	06/09/2022
DE-2.3	PARTIAL READINESS CENTER FIRST FLOOR PLAN - DEMOLITION	06/09/2022
DE-2.4	PARTIAL READINESS CENTER FIRST FLOOR PLAN - DEMOLITION	06/09/2022
DE-2.5	READINESS CENTER SECOND FLOOR PLAN - DEMOLITION	06/09/2022
DE-2.6	MEF BUILDING BASEMENT FLOOR PLAN - DEMOLITION	06/09/2022
DE-2.7	MEF FIRST FLOOR PLAN - DEMOLITION	06/09/2022
E-0.0	ELECTRICAL SYMBOLS AND ABBREVIATIONS	06/09/2022
E-0.1	LIGHTING SCHEDULE AND DETAILS	06/09/2022
E-1.0	SITE PLAN - LIGHTING	06/09/2022
E-2.0	HQ / SEMA BASEMENT FLOOR PLAN - LIGHTING	06/09/2022
E-2.1	HQ / SEMA FIRST FLOOR PLAN - LIGHTING	06/09/2022
E-2.2	HQ / SEMA SECOND FLOOR PLAN - LIGHTING	06/09/2022
E-2.3	PARTIAL READINESS CENTER FIRST FLOOR PLAN - LIGHTING	06/09/2022
E-2.4	PARTIAL READINESS CENTER FIRST FLOOR PLAN - LIGHTING	06/09/2022
E-2.5	READINESS CENTER SECOND FLOOR PLAN - LIGHTING	06/09/2022
E-2.6	MEF BUILDING BASEMENT FLOOR PLAN - LIGHTING	06/09/2022
E-2.7	MEF BUILDING FIRST FLOOR PLAN - LIGHTING	06/09/2022



STATE OF MISSOURI
MICHAEL L. PARSON,
GOVERNOR



PHIL WENTZ
MO # E - 029111

**McCLURE
ENGINEERING**
1000 Clark Avenue
Saint Louis, Missouri 63102
T 314-645-6232
MEP Engineers:
McClure Engineering
Professional Engineering
Corporation
Missouri State Certificate of
Authority #000087

OFFICE OF ADMINISTRATION
DIVISION OF FACILITIES
MANAGEMENT,
DESIGN AND CONSTRUCTION

DEPARTMENT OF PUBLIC
SAFETY

MISSOURI NATIONAL GUARD

INTERIOR AND EXTERIOR
LED LIGHTING UPGRADE
STARC RC, HQ/SEMA, MEF
BUILDING

IKE SKELTON TRAINING
FACILITY
2302 MILITIA DRIVE
JEFFERSON CITY, MO 65101

PROJECT # T2128-01
SITE # 6300
FACILITY # 8136300012
8136300013; 8136300014

REVISION: _____
DATE: _____
REVISION: _____
DATE: _____
REVISION: _____
DATE: _____

ISSUE DATE: _____

CAD DWG FILE: G002-075110.000.dwg
DRAWN BY: SJF
CHECKED BY: SWD
DESIGNED BY: SWD

SHEET TITLE:

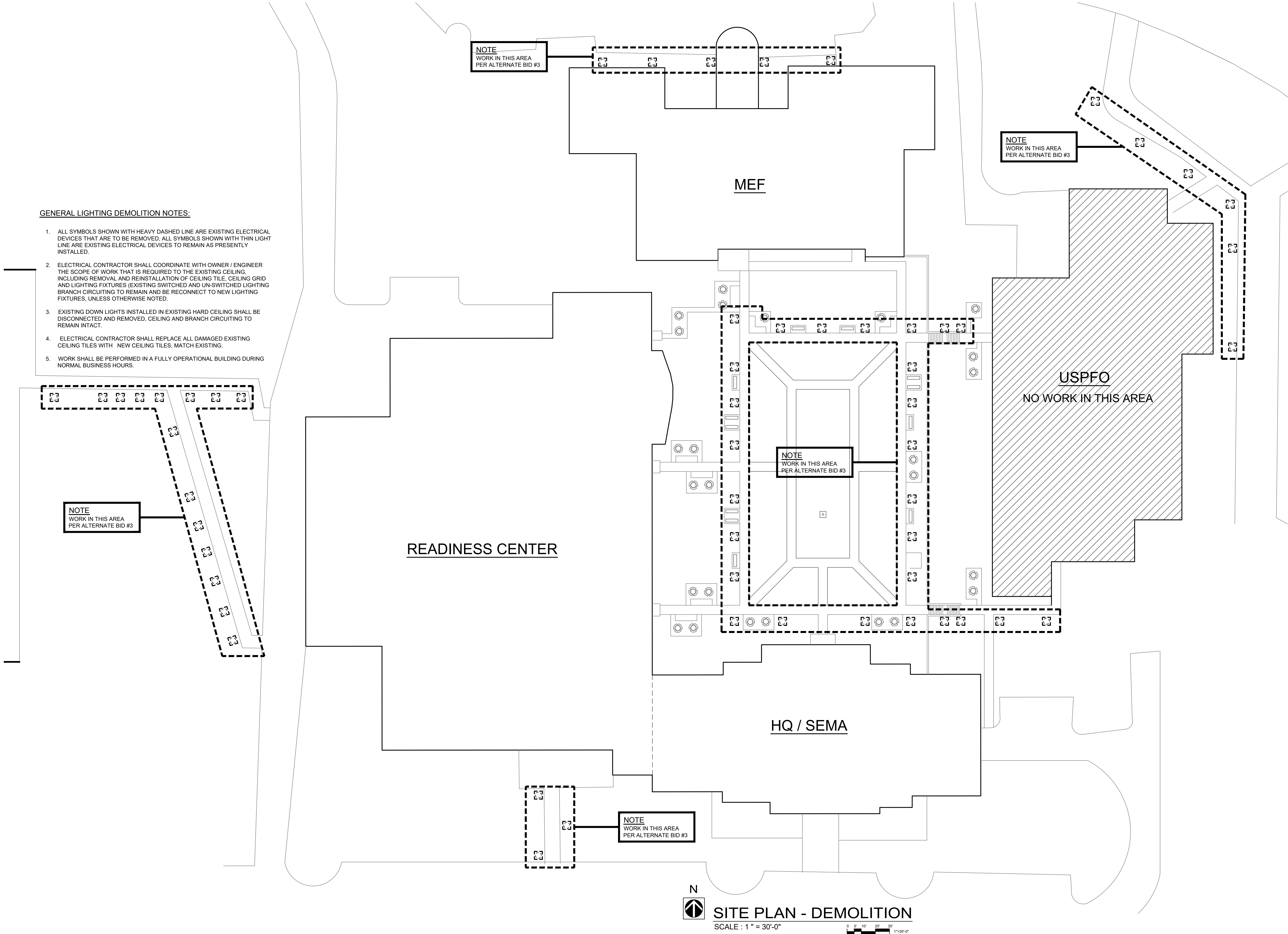
INDEX SHEET

SHEET NUMBER:

G002

2 OF 22 SHEETS
06/09/2022

S:\075110.000 STARC RC, HQ SEMA, MEF Bldgs Lighting\03 Electrical\E-1.0-075110.000.dwg 11/22/21 11:52 SFreund



STATE OF MISSOURI
MICHAEL L. PARSON,
GOVERNOR



PHIL WENTZ
MO # E - 029111

**McCLURE
ENGINEERING**

1000 Clark Avenue
Saint Louis, Missouri 63102
T 314-645-6232
MEP Engineers:
McClure Engineering
Professional Engineering
Corporation
Missouri State Certificate of
Authority #000087

OFFICE OF ADMINISTRATION
DIVISION OF FACILITIES
MANAGEMENT,
DESIGN AND CONSTRUCTION

DEPARTMENT OF PUBLIC
SAFETY

MISSOURI NATIONAL GUARD

INTERIOR AND EXTERIOR
LED LIGHTING UPGRADE
STARC RC, HQ/SEMA, MEF
BUILDING

IKE SKELTON TRAINING
FACILITY
2302 MILITIA DRIVE
JEFFERSON CITY, MO 65101

PROJECT # T2128-01
SITE # 6300
FACILITY # 8136300012
8136300013; 8136300014

REVISION: _____
DATE: _____
REVISION: _____
DATE: _____
REVISION: _____
DATE: _____

ISSUE DATE: _____

CAD DWG FILE:DE-1.0-075110.000.dwg
DRAWN BY: SJF
CHECKED BY: SWD
DESIGNED BY: SWD

SHEET TITLE:

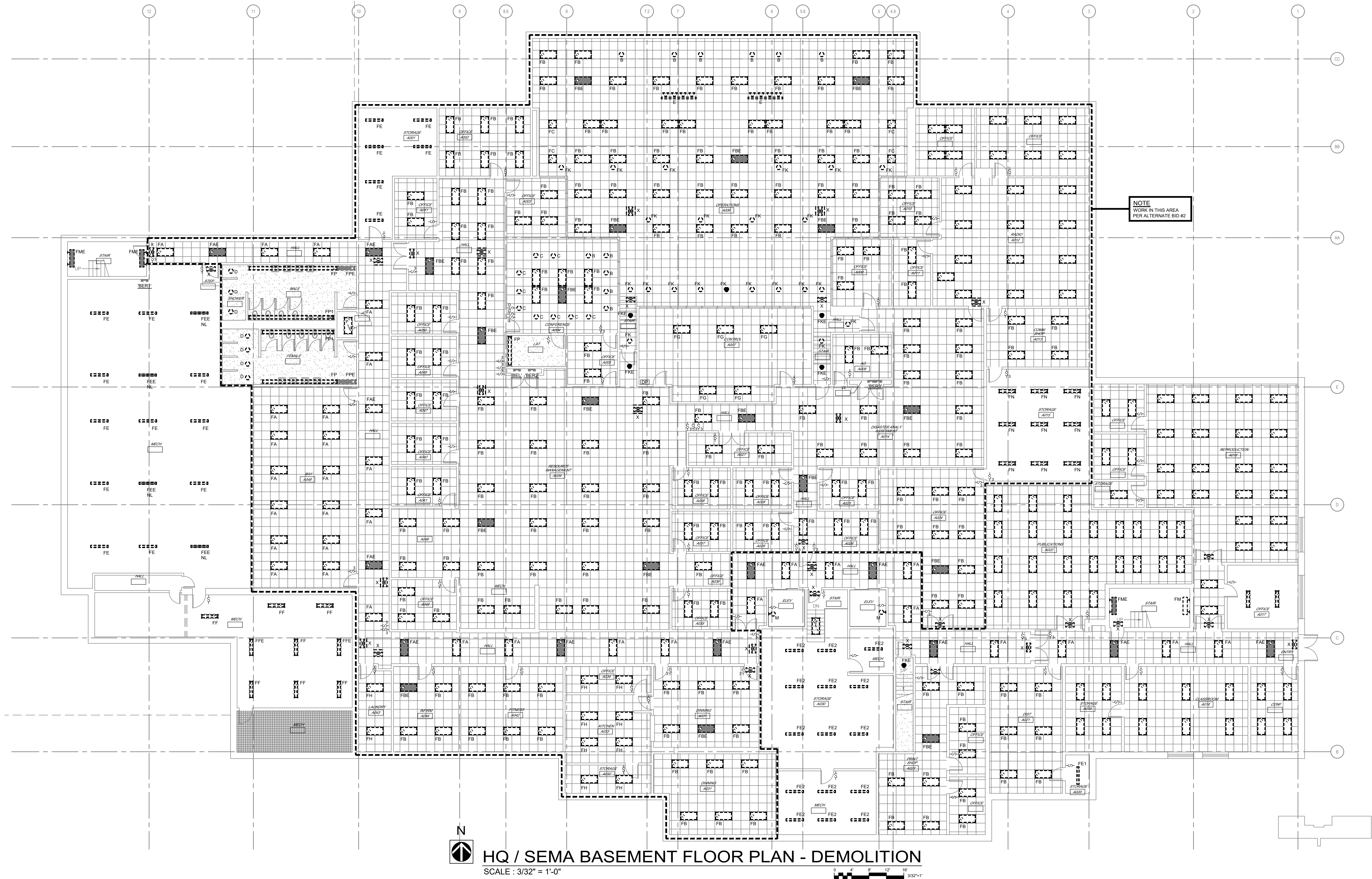
**SITE PLAN -
DELOMITION**

SHEET NUMBER:

DE-1.0

3 OF 22 SHEETS
06/09/2022

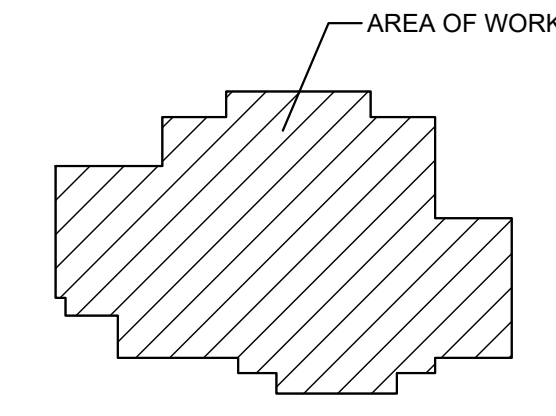
S:\075110.000 STARC RC, HQ SEMA, MEF Bldgs Lighting\03 Electrical\DE-2.0-2.1-075110.000.dwg 10/04/21 16:41 S\Freund



HQ / SEMA BASEMENT FLOOR PLAN - DEMOLITION
SCALE : 3/32" = 1'-0"

GENERAL LIGHTING DEMOLITION NOTES:

- ALL SYMBOLS SHOWN WITH HEAVY DASHED LINE ARE EXISTING ELECTRICAL DEVICES THAT ARE TO BE REMOVED. ALL SYMBOLS SHOWN WITH THIN LIGHT LINE ARE EXISTING ELECTRICAL DEVICES TO REMAIN AS PRESENTLY INSTALLED.
- ELECTRICAL CONTRACTOR SHALL COORDINATE WITH OWNER / ENGINEER THE SCOPE OF WORK THAT IS REQUIRED TO THE EXISTING CEILING, INCLUDING REMOVAL AND REINSTALLATION OF CEILING TILE, CEILING GRID AND LIGHTING FIXTURES (EXISTING SWITCHED AND UN-SWITCHED LIGHTING BRANCH CIRCUITING TO REMAIN AND BE RECONNECT TO NEW LIGHTING FIXTURES, UNLESS OTHERWISE NOTED.
- EXISTING DOWN LIGHTS INSTALLED IN EXISTING HARD CEILING SHALL BE DISCONNECTED AND REMOVED, CEILING AND BRANCH CIRCUITING TO REMAIN INTACT.
- ELECTRICAL CONTRACTOR SHALL REPLACE ALL DAMAGED EXISTING CEILING TILES WITH NEW CEILING TILES, MATCH EXISTING.
- WORK SHALL BE PERFORMED IN A FULLY OPERATIONAL BUILDING DURING NORMAL BUSINESS HOURS.



KEY PLAN

STATE OF MISSOURI
MICHAEL L. PARSON,
GOVERNOR



PHIL WENTZ
MO # E - 029111

McCLURE ENGINEERING
1000 Clark Avenue
Saint Louis, Missouri 63102
T 314-645-6232
MEP Engineers:
McClure Engineering
Professional Engineering
Corporation
Missouri State Certificate of
Authority #000087

OFFICE OF ADMINISTRATION
DIVISION OF FACILITIES
MANAGEMENT,
DESIGN AND CONSTRUCTION

DEPARTMENT OF PUBLIC
SAFETY

MISSOURI NATIONAL GUARD

INTERIOR AND EXTERIOR
LED LIGHTING UPGRADE
STARC RC, HQ/SEMA, MEF
BUILDING
IKE SKELTON TRAINING
FACILITY
2302 MILITIA DRIVE
JEFFERSON CITY, MO 65101

PROJECT # T2128-01
SITE # 6300
FACILITY # 8136300014

REVISION:
DATE:
REVISION:
DATE:
REVISION:
DATE:
ISSUE DATE:

CAD DWG FILE:DE-2.0-075110.000.dwg
DRAWN BY: SJF
CHECKED BY: SWD
DESIGNED BY: SWD

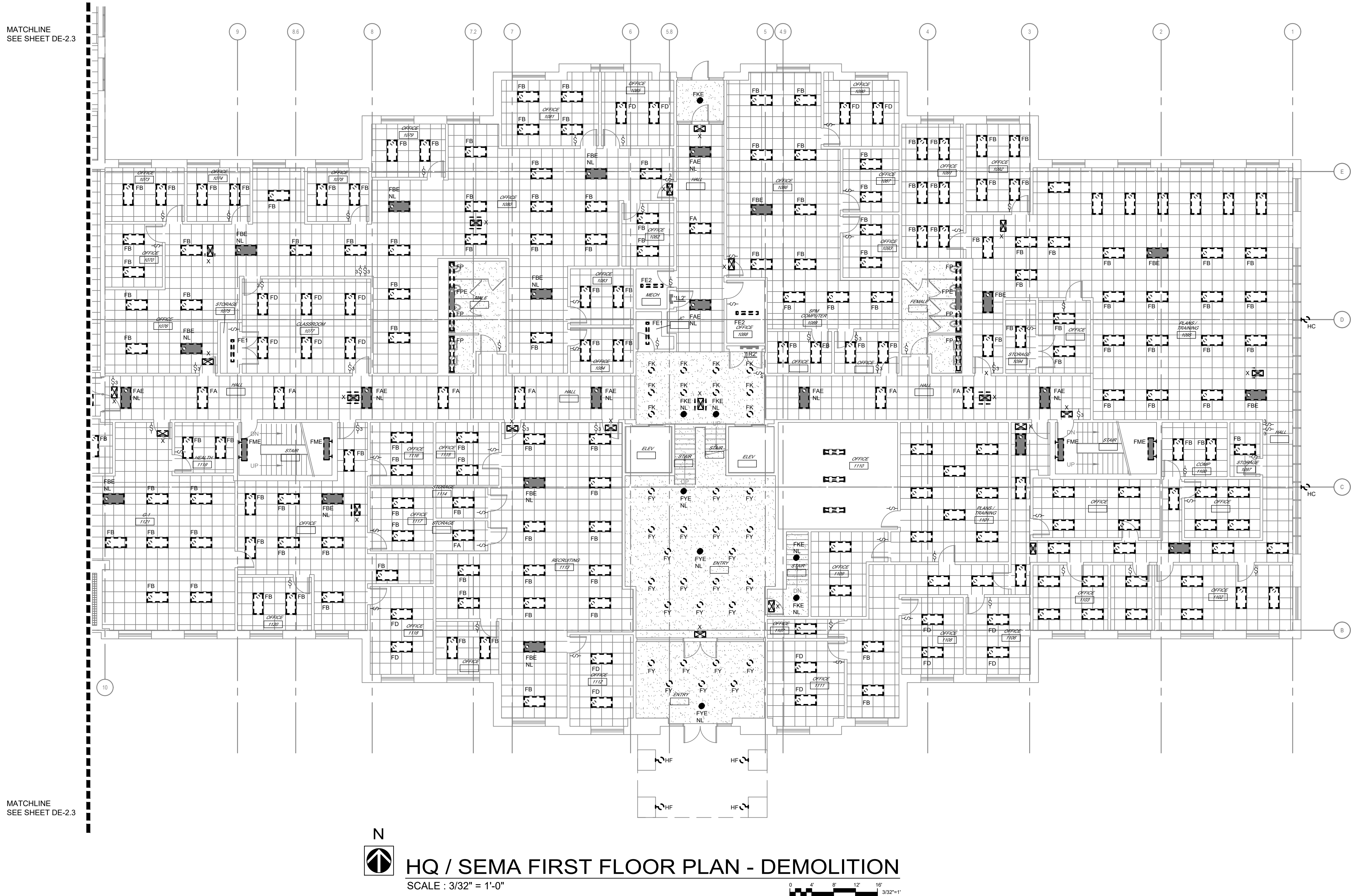
SHEET TITLE:
HQ / SEMA
BASEMENT FLOOR
PLAN - DEMOLITION

SHEET NUMBER:

DE-2.0

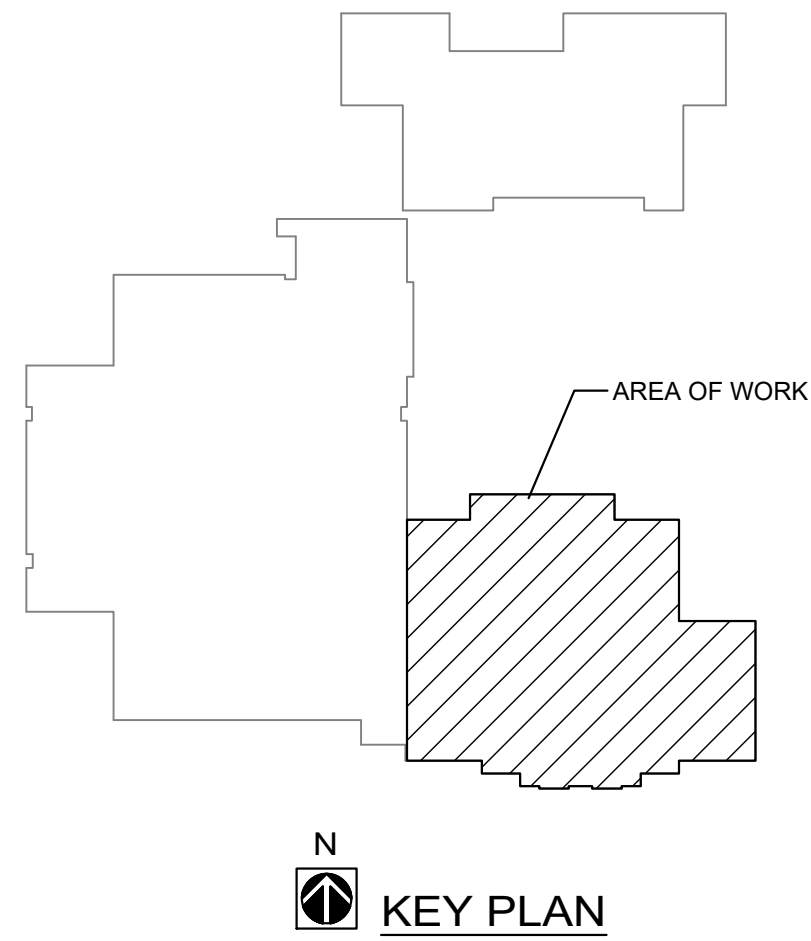
4 OF 22 SHEETS
06/09/2022

S:\075110.000 STARC RC, HQ SEMA, MEF Bldgs Lighting\03 Electrical\DE-2.2-2.3-2.4-2.5-075\10.000.dwg 10/04/21 15:21 SFreund



GENERAL LIGHTING DEMOLITION NOTES:

- ALL SYMBOLS SHOWN WITH HEAVY DASHED LINE ARE EXISTING ELECTRICAL DEVICES THAT ARE TO BE REMOVED, ALL SYMBOLS SHOWN WITH THIN LIGHT LINE ARE EXISTING ELECTRICAL DEVICES TO REMAIN AS PRESENTLY INSTALLED.
- ELECTRICAL CONTRACTOR SHALL COORDINATE WITH OWNER / ENGINEER THE SCOPE OF WORK THAT IS REQUIRED TO THE EXISTING CEILING, INCLUDING REMOVAL AND REINSTALLATION OF CEILING TILE, CEILING GRID AND LIGHTING FIXTURES (EXISTING SWITCHED AND UN-SWITCHED LIGHTING BRANCH CIRCUITING TO REMAIN AND BE RECONNECT TO NEW LIGHTING FIXTURES, UNLESS OTHERWISE NOTED.
- EXISTING DOWN LIGHTS INSTALLED IN EXISTING HARD CEILING SHALL BE DISCONNECTED AND REMOVED, CEILING AND BRANCH CIRCUITING TO REMAIN INTACT.
- ELECTRICAL CONTRACTOR SHALL REPLACE ALL DAMAGED EXISTING CEILING TILES WITH NEW CEILING TILES, MATCH EXISTING.
- WORK SHALL BE PERFORMED IN A FULLY OPERATIONAL BUILDING DURING NORMAL BUSINESS HOURS.



STATE OF MISSOURI
MICHAEL L. PARSON,
GOVERNOR



PHIL WENTZ
MO # E - 029111

McCLURE
ENGINEERING

1000 Clark Avenue
Saint Louis, Missouri 63102
T 314-645-6232
MEP Engineers:
McClure Engineering
Professional Engineering
Corporation
Missouri State Certificate of
Authority #000087

OFFICE OF ADMINISTRATION
DIVISION OF FACILITIES
MANAGEMENT,
DESIGN AND CONSTRUCTION

DEPARTMENT OF PUBLIC
SAFETY

MISSOURI NATIONAL GUARD

INTERIOR AND EXTERIOR
LED LIGHTING UPGRADE
STARC RC, HQ/SEMA, MEF
BUILDING

IKE SKELTON TRAINING
FACILITY
2302 MILITIA DRIVE
JEFFERSON CITY, MO 65101

PROJECT # T2128-01

SITE # 6300

FACILITY # 8136300014

REVISION: _____
DATE: _____
REVISION: _____
DATE: _____
REVISION: _____
DATE: _____
ISSUE DATE: _____

CAD DWG FILE: DE-2.1-075110.000.dwg
DRAWN BY: SJF
CHECKED BY: SWD
DESIGNED BY: SWD

SHEET TITLE:

HQ / SEMA
FIRST FLOOR PLAN -
DEMOLITION

SHEET NUMBER:

DE-2.1

5 OF 22 SHEETS
06/09/2022

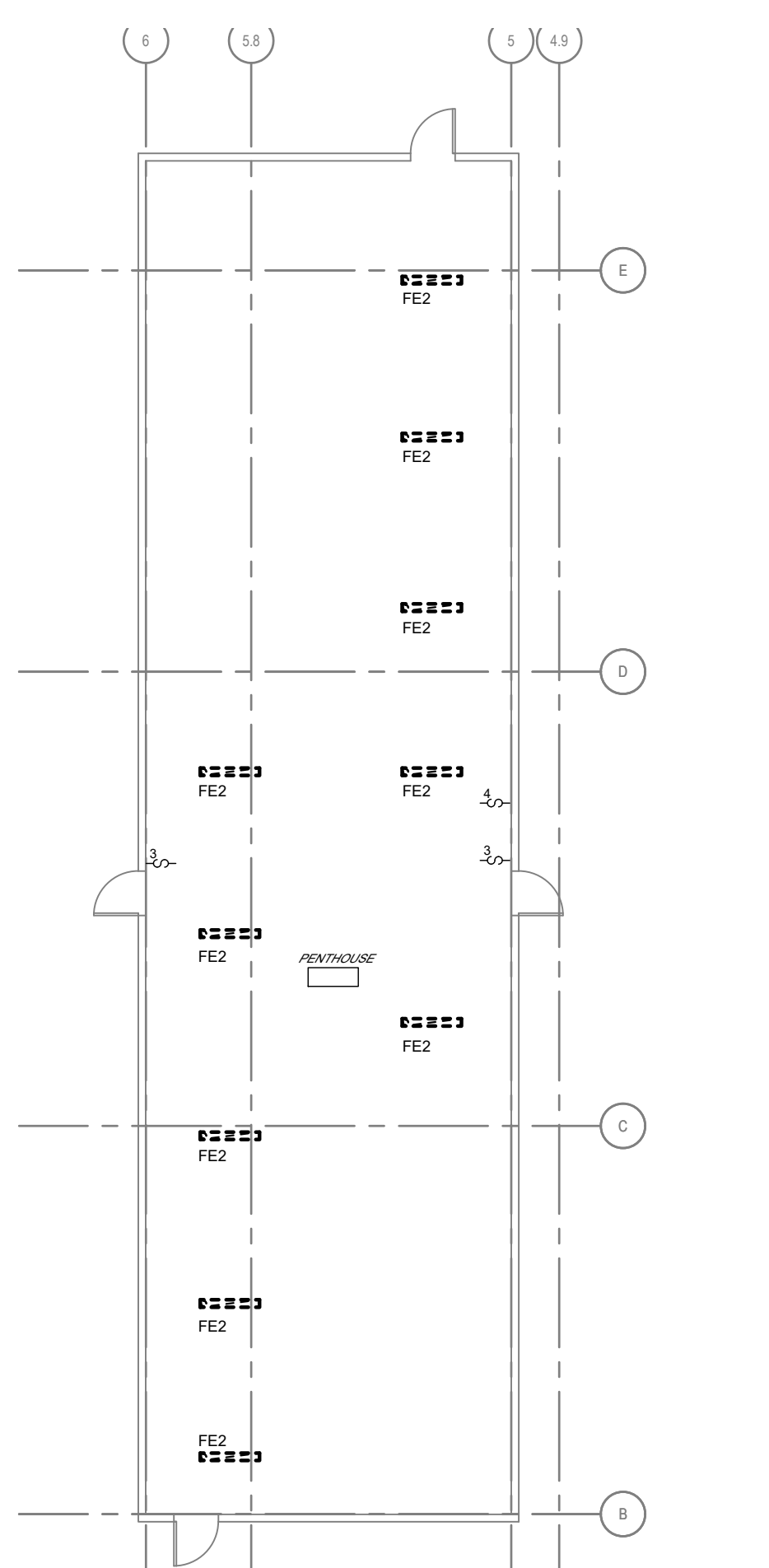
S:\075110.000 STARC RC, HQ SEMA, MEF Bldgs Lighting\03 Electrical\DE-2.6-2.7-075110.000.dwg 10/04/21 15:25 SFreund



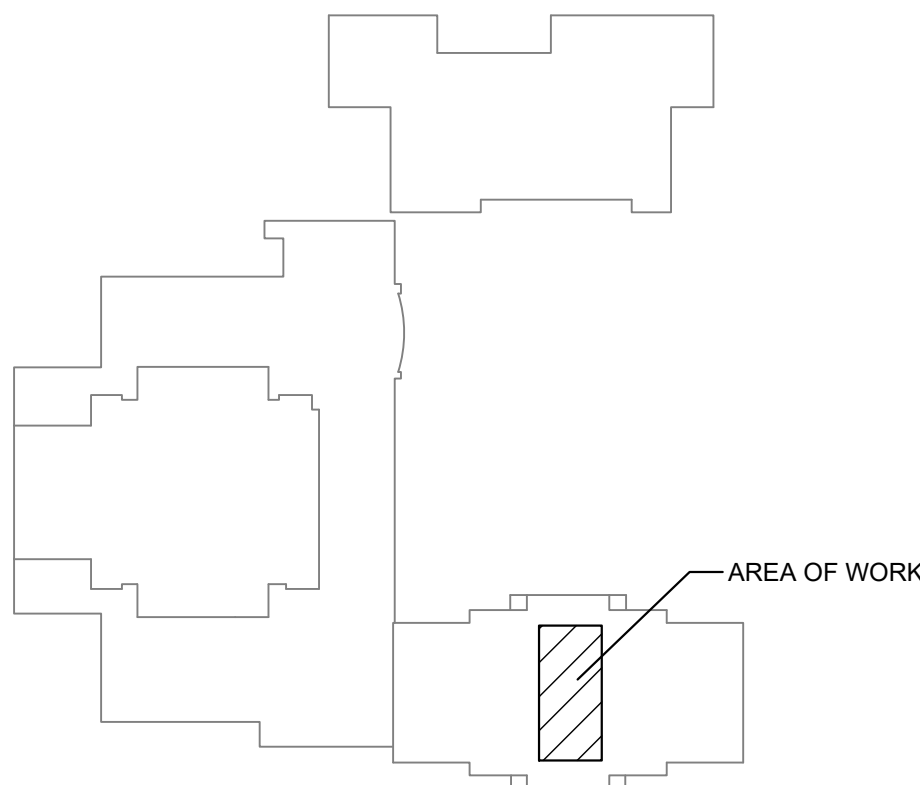
HQ / SEMA SECOND FLOOR PLAN - DEMOLITION
SCALE : 3/32" = 1'-0"

GENERAL LIGHTING DEMOLITION NOTES:

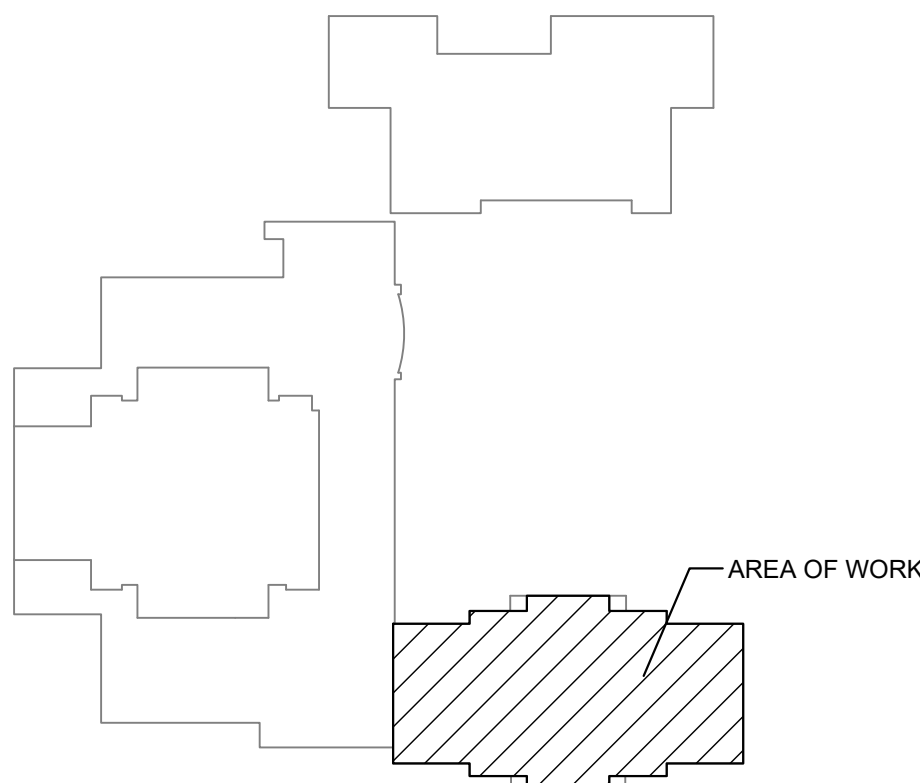
- ALL SYMBOLS SHOWN WITH HEAVY DASHED LINE ARE EXISTING ELECTRICAL DEVICES THAT ARE TO BE REMOVED. ALL SYMBOLS SHOWN WITH THIN LIGHT LINE ARE EXISTING ELECTRICAL DEVICES TO REMAIN AS PRESENTLY INSTALLED.
- ELECTRICAL CONTRACTOR SHALL COORDINATE WITH OWNER / ENGINEER THE SCOPE OF WORK THAT IS REQUIRED TO THE EXISTING CEILING, INCLUDING REMOVAL AND REINSTALLATION OF CEILING TILE, CEILING GRID AND LIGHTING FIXTURES (EXISTING SWITCHED AND UN-SWITCHED LIGHTING BRANCH CIRCUITING TO REMAIN AND BE RECONNECT TO NEW LIGHTING FIXTURES, UNLESS OTHERWISE NOTED.
- EXISTING DOWN LIGHTS INSTALLED IN EXISTING HARD CEILING SHALL BE DISCONNECTED AND REMOVED, CEILING AND BRANCH CIRCUITING TO REMAIN INTACT.
- ELECTRICAL CONTRACTOR SHALL REPLACE ALL DAMAGED EXISTING CEILING TILES WITH NEW CEILING TILES, MATCH EXISTING.
- WORK SHALL BE PERFORMED IN A FULLY OPERATIONAL BUILDING DURING NORMAL BUSINESS HOURS.



**PARTIAL HQ / SEMA
ROOF PLAN - DEMOLITION**
SCALE : 3/32" = 1'-0"



KEY PLAN



KEY PLAN

STATE OF MISSOURI
MICHAEL L. PARSON,
GOVERNOR



PHIL WENTZ
MO # E - 029111

**McCLURE
ENGINEERING**

1000 Clark Avenue
Saint Louis, Missouri 63102
T 314-645-6232

MEP Engineers:
McClure Engineering
Professional Engineering
Corporation
Missouri State Certificate of
Authority #000087

OFFICE OF ADMINISTRATION
DIVISION OF FACILITIES
MANAGEMENT,
DESIGN AND CONSTRUCTION

DEPARTMENT OF PUBLIC
SAFETY

MISSOURI NATIONAL GUARD

INTERIOR AND EXTERIOR
LED LIGHTING UPGRADE
STARC RC, HQ/SEMA, MEF
BUILDING

IKE SKELTON TRAINING
FACILITY
2302 MILITIA DRIVE
JEFFERSON CITY, MO 65101

PROJECT # T2128-01
SITE # 6300
FACILITY # 8136300014

REVISION:
DATE:
REVISION:
DATE:
REVISION:
DATE:

ISSUE DATE:

CAD DWG FILE:DE-2.2-075110.000.dwg
DRAWN BY: SJF
CHECKED BY: SWD
DESIGNED BY: SWD

SHEET TITLE:

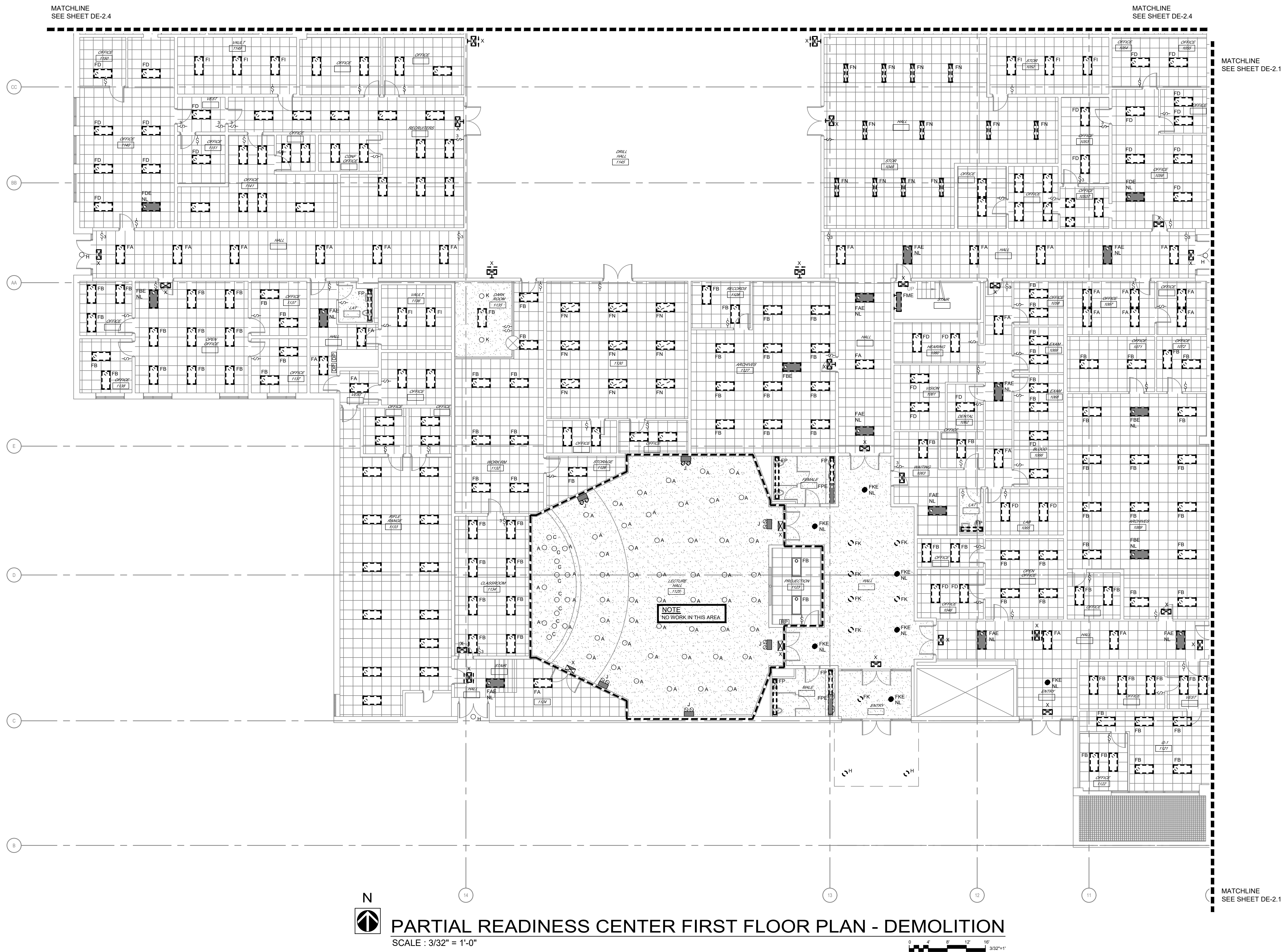
**HQ / SEMA
SECOND FLOOR
PLAN - DEMOLITION**

SHEET NUMBER:

DE-2.2

6 OF 22 SHEETS
06/09/2022

S:\075110.000 STARC RC, HQ SEMA, MEF Bldgs Lighting\03 Electrical\DE-2.2-2.3-2.4-2.5-075\10.000.dwg 10/04/21 15:21 SFreund



STATE OF MISSOURI
MICHAEL L. PARSON,
GOVERNOR



PHIL WENTZ
MO # E - 029111

**McCLURE
ENGINEERING**

1000 Clark Avenue
Saint Louis, Missouri 63102
T 314-645-6232
MEP Engineers:
McClure Engineering
Professional Engineering
Corporation
Missouri State Certificate of
Authority #000087

OFFICE OF ADMINISTRATION
DIVISION OF FACILITIES
MANAGEMENT,
DESIGN AND CONSTRUCTION

DEPARTMENT OF PUBLIC
SAFETY

MISSOURI NATIONAL GUARD

INTERIOR AND EXTERIOR
LED LIGHTING UPGRADE
STARC RC, HQ/SEMA, MEF
BUILDING

IKE SKELTON TRAINING
FACILITY
2302 MILITIA DRIVE
JEFFERSON CITY, MO 65101

PROJECT # T2128-01
SITE # 6300
FACILITY # 8136300013

REVISION: _____
DATE: _____
REVISION: _____
DATE: _____
REVISION: _____
DATE: _____
ISSUE DATE: _____

DE-2.3-2.4-
CAD DWG FILE: 075110.000.dwg
DRAWN BY: SJF
CHECKED BY: SWD
DESIGNED BY: SWD

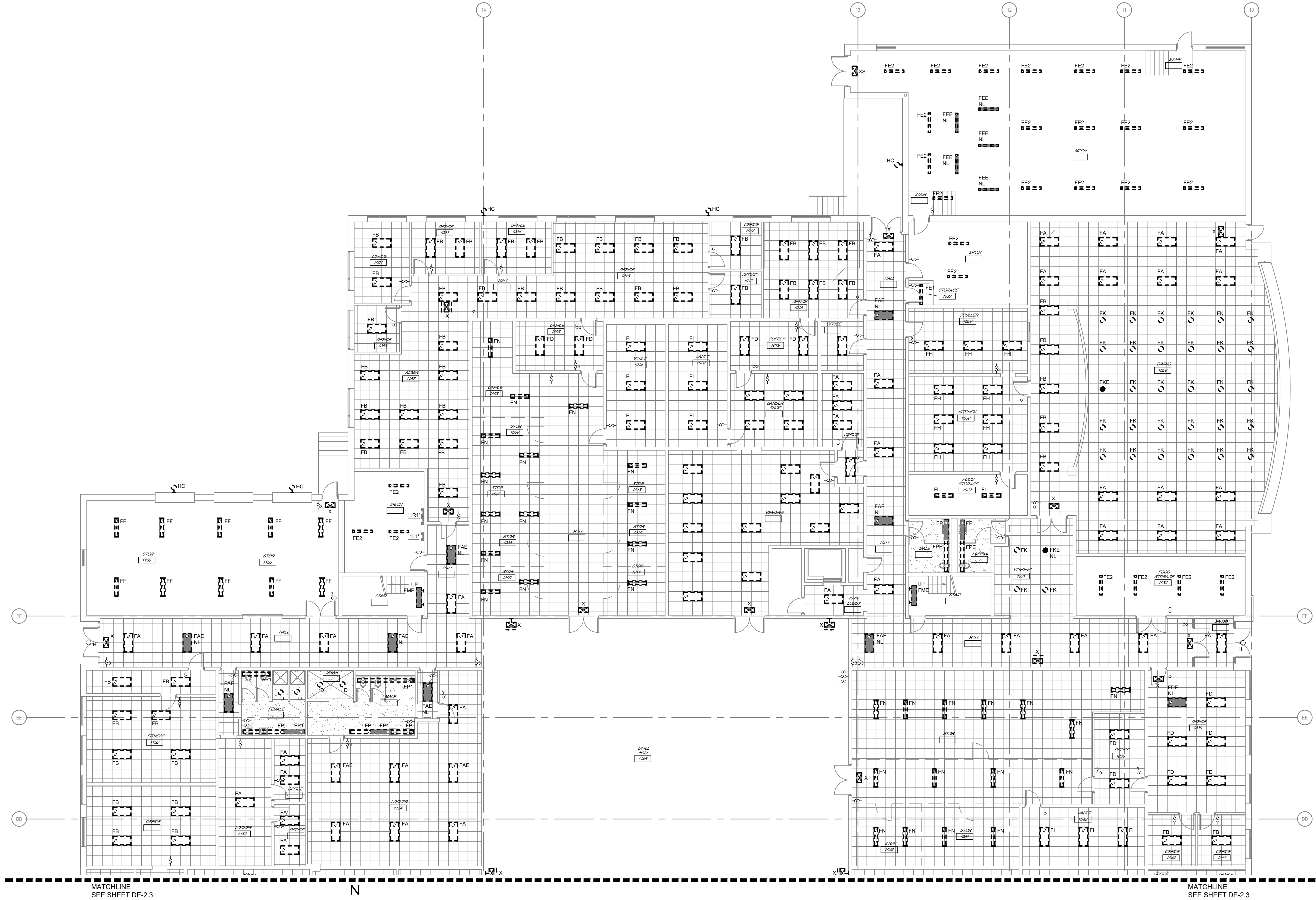
SHEET TITLE:
**PARTIAL READINESS
CENTER FIRST FLOOR
PLAN - DEMOLITION**

SHEET NUMBER:

DE-2.3

7 OF 22 SHEETS
06/09/2022

S:\075110.000 STARC RC, HQ SEMA, MEF Bldgs Lighting\03 Electrical\DE-2.2-2.3-2.4-2.5-075\10.000.dwg 10/04/21 15:21 SFreund



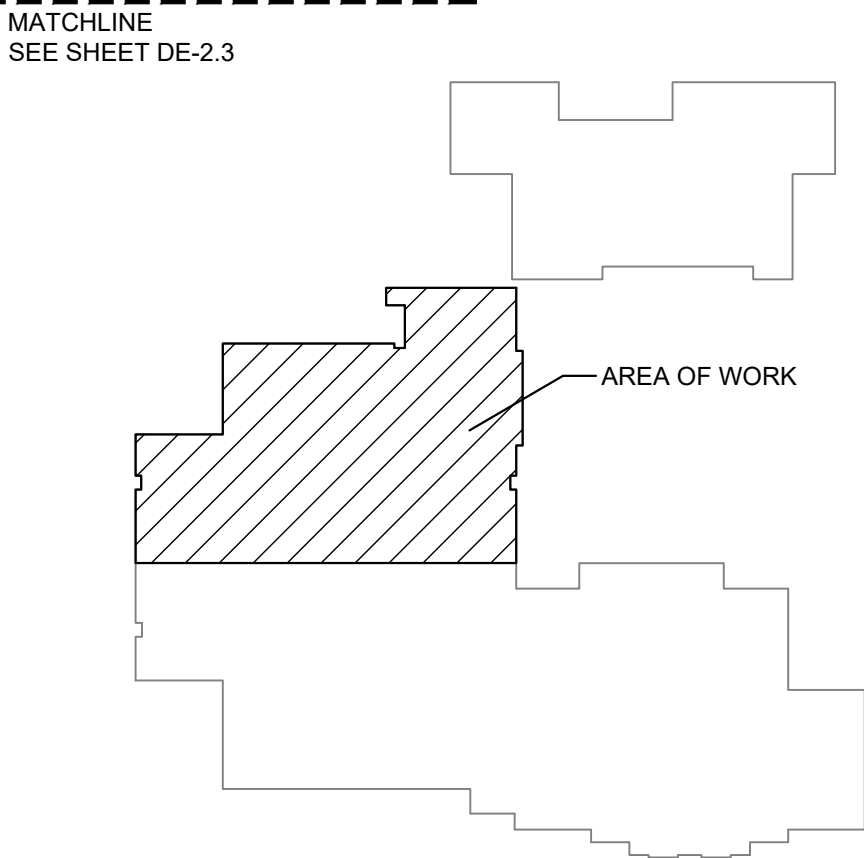
PARTIAL READINESS CENTER FIRST FLOOR PLAN - DEMOLITION

SCALE : 3/32" = 1'-0"

0 4 8 12 16 3/32"=1'

GENERAL LIGHTING DEMOLITION NOTES:

- ALL SYMBOLS SHOWN WITH HEAVY DASHED LINE ARE EXISTING ELECTRICAL DEVICES THAT ARE TO BE REMOVED, ALL SYMBOLS SHOWN WITH THIN LIGHT LINE ARE EXISTING ELECTRICAL DEVICES TO REMAIN AS PRESENTLY INSTALLED.
- ELECTRICAL CONTRACTOR SHALL COORDINATE WITH OWNER / ENGINEER THE SCOPE OF WORK THAT IS REQUIRED TO THE EXISTING CEILING, INCLUDING REMOVAL AND REINSTALLATION OF CEILING TILE, CEILING GRID AND LIGHTING FIXTURES (EXISTING SWITCHED AND UN-SWITCHED LIGHTING BRANCH CIRCUITING TO REMAIN AND BE RECONNECT TO NEW LIGHTING FIXTURES, UNLESS OTHERWISE NOTED.
- EXISTING DOWN LIGHTS INSTALLED IN EXISTING HARD CEILING SHALL BE DISCONNECTED AND REMOVED, CEILING AND BRANCH CIRCUITING TO REMAIN INTACT.
- ELECTRICAL CONTRACTOR SHALL REPLACE ALL DAMAGED EXISTING CEILING TILES WITH NEW CEILING TILES, MATCH EXISTING.
- WORK SHALL BE PERFORMED IN A FULLY OPERATIONAL BUILDING DURING NORMAL BUSINESS HOURS.



N

KEY PLAN

STATE OF MISSOURI
MICHAEL L. PARSON,
GOVERNOR



PHIL WENTZ
MO # E - 029111

McCLURE ENGINEERING

1000 Clark Avenue
Saint Louis, Missouri 63102
T 314-645-6232
MEP Engineers:
McClure Engineering
Professional Engineering
Corporation
Missouri State Certificate of
Authority #000087

OFFICE OF ADMINISTRATION
DIVISION OF FACILITIES
MANAGEMENT,
DESIGN AND CONSTRUCTION

DEPARTMENT OF PUBLIC
SAFETY

MISSOURI NATIONAL GUARD

INTERIOR AND EXTERIOR
LED LIGHTING UPGRADE
STARC RC, HQ/SEMA, MEF
BUILDING

IKE SKELTON TRAINING
FACILITY
2302 MILITIA DRIVE
JEFFERSON CITY, MO 65101

PROJECT # T2128-01

SITE # 6300

FACILITY # 8136300013

REVISION:
DATE:
REVISION:
DATE:
REVISION:
DATE:

ISSUE DATE:

DE-2.3-2.4-
CAD DWG FILE:075110.000.dwg
DRAWN BY: SJF
CHECKED BY: SWD
DESIGNED BY: SWD

SHEET TITLE:

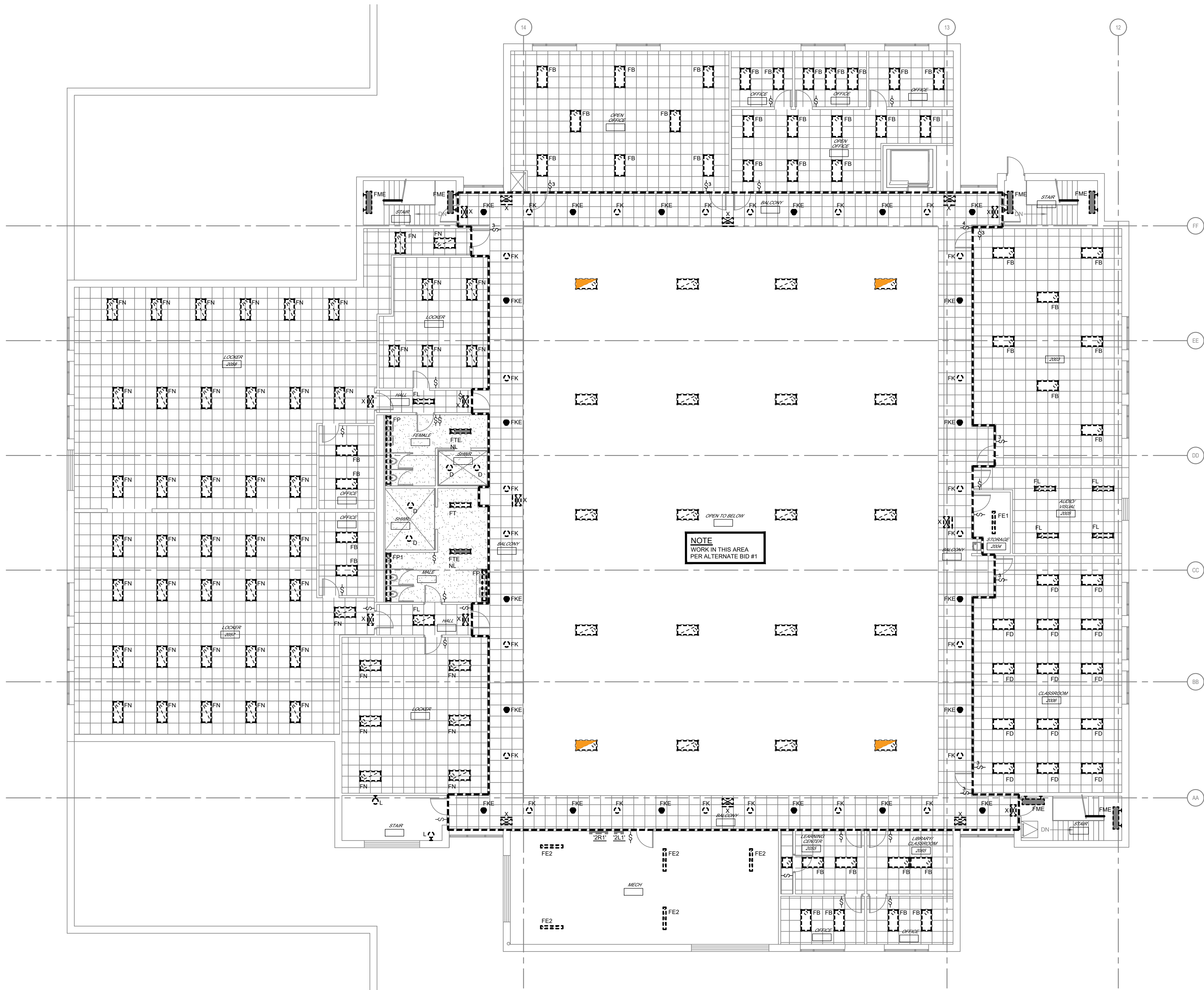
PARTIAL READINESS
CENTER FIRST FLOOR
PLAN - DEMOLITION

SHEET NUMBER:

DE-2.4

8 OF 22 SHEETS
06/09/2022

S:\075110.000 STARC RC, HQ SEMA, MEF Bldgs Lighting\03 Electrical\DE-2.6-2.7-075110.000.dwg 10/04/21 15:25 SFreund



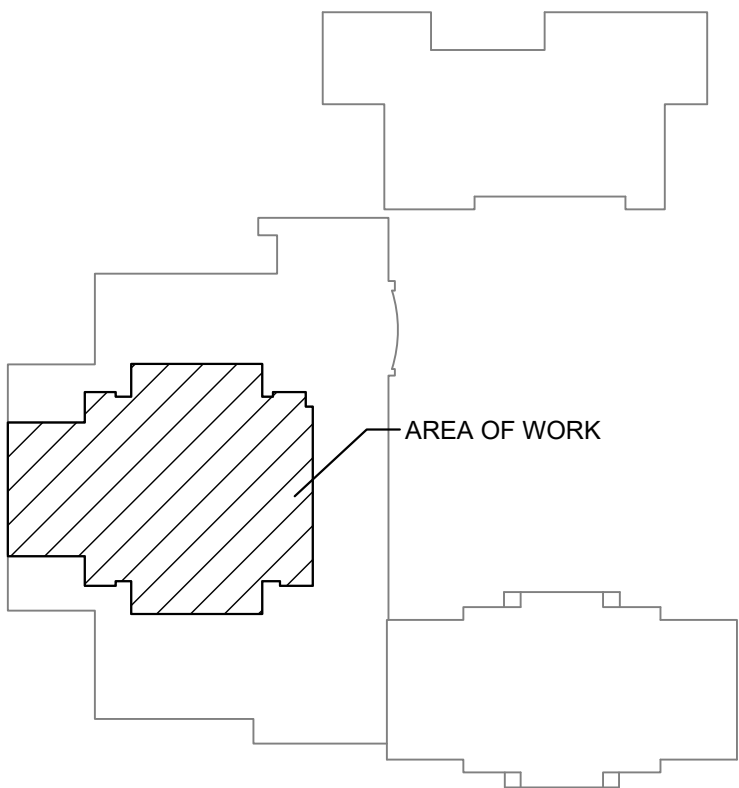
READINESS CENTER SECOND FLOOR PLAN - DEMOLITION

SCALE : 3/32" = 1'-0"



GENERAL LIGHTING DEMOLITION NOTES:

- ALL SYMBOLS SHOWN WITH HEAVY DASHED LINE ARE EXISTING ELECTRICAL DEVICES THAT ARE TO BE REMOVED. ALL SYMBOLS SHOWN WITH THIN LIGHT LINE ARE EXISTING ELECTRICAL DEVICES TO REMAIN AS PRESENTLY INSTALLED.
- ELECTRICAL CONTRACTOR SHALL COORDINATE WITH OWNER / ENGINEER THE SCOPE OF WORK THAT IS REQUIRED TO THE EXISTING CEILING, INCLUDING REMOVAL AND REINSTALLATION OF CEILING TILE, CEILING GRID AND LIGHTING FIXTURES (EXISTING SWITCHED AND UN-SWITCHED LIGHTING BRANCH CIRCUITING TO REMAIN AND BE RECONNECT TO NEW LIGHTING FIXTURES, UNLESS OTHERWISE NOTED.
- EXISTING DOWN LIGHTS INSTALLED IN EXISTING HARD CEILING SHALL BE DISCONNECTED AND REMOVED, CEILING AND BRANCH CIRCUITING TO REMAIN INTACT.
- ELECTRICAL CONTRACTOR SHALL REPLACE ALL DAMAGED EXISTING CEILING TILES WITH NEW CEILING TILES, MATCH EXISTING.
- WORK SHALL BE PERFORMED IN A FULLY OPERATIONAL BUILDING DURING NORMAL BUSINESS HOURS.



KEY PLAN

STATE OF MISSOURI
MICHAEL L. PARSON,
GOVERNOR



PHIL WENTZ
MO # E - 029111

McCLURE
ENGINEERING

1000 Clark Avenue
Saint Louis, Missouri 63102
T 314-645-6232
MEP Engineers:
McClure Engineering
Professional Engineering
Corporation
Missouri State Certificate of
Authority #000087

OFFICE OF ADMINISTRATION
DIVISION OF FACILITIES
MANAGEMENT,
DESIGN AND CONSTRUCTION

DEPARTMENT OF PUBLIC
SAFETY

MISSOURI NATIONAL GUARD

INTERIOR AND EXTERIOR
LED LIGHTING UPGRADE
STARC RC, HQ/SEMA, MEF
BUILDING

IKE SKELTON TRAINING
FACILITY
2302 MILITIA DRIVE
JEFFERSON CITY, MO 65101

PROJECT # T2128-01
SITE # 6300
FACILITY # 8136300013

REVISION: _____
DATE: _____
REVISION: _____
DATE: _____
REVISION: _____
DATE: _____
ISSUE DATE: _____

CAD DWG FILE:DE-2.5-075110.000.dwg
DRAWN BY: SJF
CHECKED BY: SWD
DESIGNED BY: SWD

SHEET TITLE:

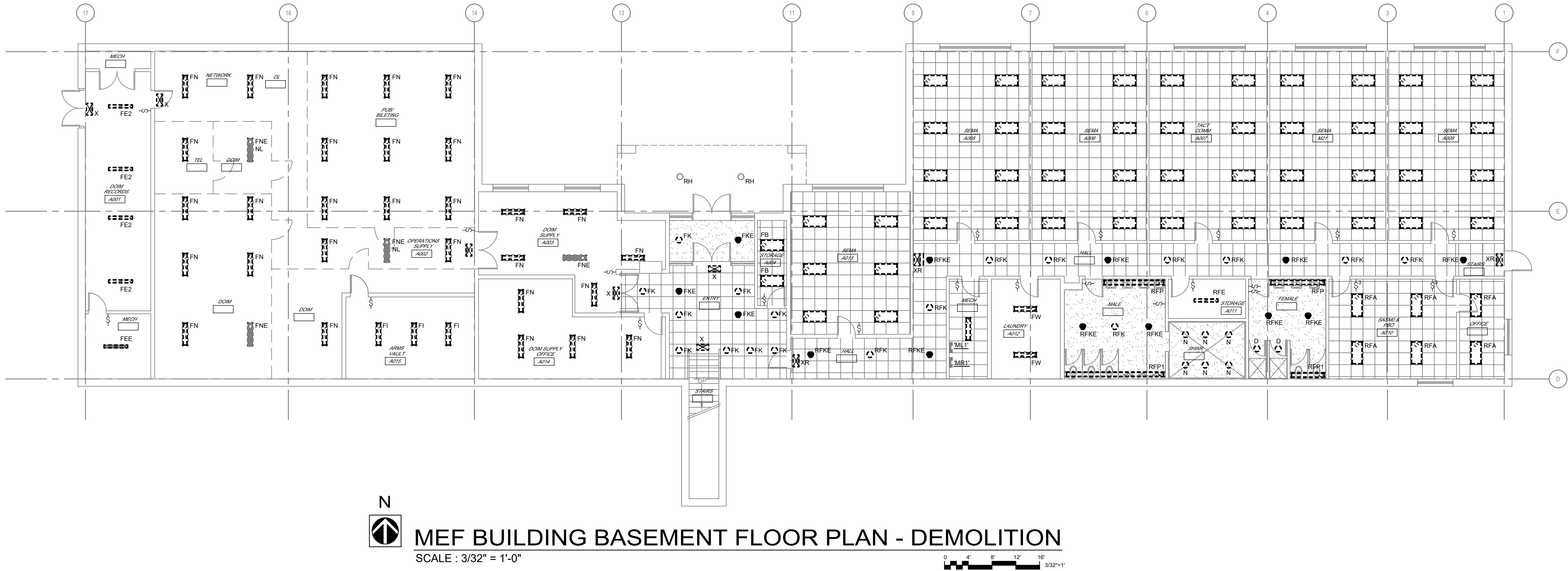
READINESS CENTER
SECOND FLOOR
PLAN - DEMOLITION

SHEET NUMBER:

DE-2.5

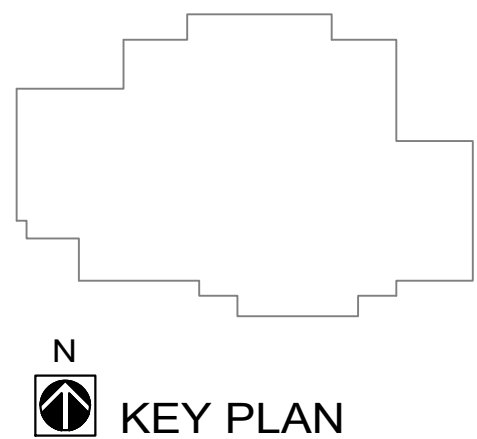
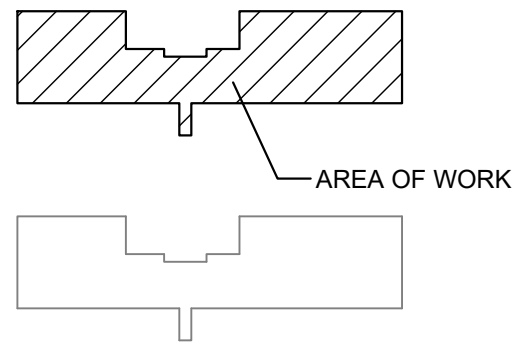
9 OF 22 SHEETS
06/09/2022

S:\075110.000 STARC RC, HQ SEMA, MEF Bldgs Lighting\03 Electrical\DE-2.0-2.1-075110.000.dwg 10/04/21 16:41 SFreund



GENERAL LIGHTING DEMOLITION NOTES:

1. ALL SYMBOLS SHOWN WITH HEAVY DASHED LINE ARE EXISTING ELECTRICAL DEVICES THAT ARE TO BE REMOVED. ALL SYMBOLS SHOWN WITH THIN LIGHT LINE ARE EXISTING ELECTRICAL DEVICES TO REMAIN AS PRESENTLY INSTALLED.
2. ELECTRICAL CONTRACTOR SHALL COORDINATE WITH OWNER / ENGINEER THE SCOPE OF WORK THAT IS REQUIRED TO THE EXISTING CEILING, INCLUDING REMOVAL AND REINSTALLATION OF CEILING TILE, CEILING GRID AND LIGHTING FIXTURES (EXISTING SWITCHED AND UN-SWITCHED LIGHTING BRANCH CIRCUITING TO REMAIN AND BE RECONNECT TO NEW LIGHTING FIXTURES, UNLESS OTHERWISE NOTED.
3. EXISTING DOWN LIGHTS INSTALLED IN EXISTING HARD CEILING SHALL BE DISCONNECTED AND REMOVED, CEILING AND BRANCH CIRCUITING TO REMAIN INTACT.
4. ELECTRICAL CONTRACTOR SHALL REPLACE ALL DAMAGED EXISTING CEILING TILES WITH NEW CEILING TILES, MATCH EXISTING.
5. WORK SHALL BE PERFORMED IN A FULLY OPERATIONAL BUILDING DURING NORMAL BUSINESS HOURS.



STATE OF MISSOURI
MICHAEL L. PARSON,
GOVERNOR



PHIL WENTZ
MO # E - 029111

McCLURE
ENGINEERING

1000 Clark Avenue
Saint Louis, Missouri 63102
T 314-645-6232
MEP Engineers:
McClure Engineering
Professional Engineering
Corporation
Missouri State Certificate of
Authority #000087

OFFICE OF ADMINISTRATION
DIVISION OF FACILITIES
MANAGEMENT,
DESIGN AND CONSTRUCTION

DEPARTMENT OF PUBLIC
SAFETY

MISSOURI NATIONAL GUARD

INTERIOR AND EXTERIOR
LED LIGHTING UPGRADE
STARC RC, HQ/SEMA, MEF
BUILDING

IKE SKELTON TRAINING
FACILITY

2302 MILITIA DRIVE

JEFFERSON CITY, MO 65101

PROJECT # T2128-01

SITE # 6300

FACILITY # 8136300012

REVISION: _____
DATE: _____
REVISION: _____
DATE: _____
REVISION: _____
DATE: _____

ISSUE DATE: _____

CAD DWG FILE: DE-2.6-075110.000.dwg
DRAWN BY: SJF
CHECKED BY: SWD
DESIGNED BY: SWD

SHEET TITLE:

MEF BUILDING
BASEMENT FLOOR
PLAN - DEMOLITION

SHEET NUMBER:

DE-2.6

10 OF 22 SHEETS
06/09/2022

S:\075110.000 STARC RC, HQ SEMA, MEF Bldgs Lighting\03 Electrical\DE-2.7-075110.000.dwg 12/22/21 09:55 SFreund



PARTIAL MEF BUILDING ROOF PLAN - DEMOLITION

SCALE : 3/32" = 1'-0"

0 4' 8' 12' 16' 3/32"=1'



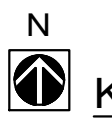
MEF BUILDING FIRST FLOOR PLAN - DEMOLITION

SCALE : 3/32" = 1'-0"

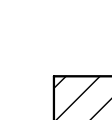
0 4' 8' 12' 16' 3/32"=1'

GENERAL LIGHTING DEMOLITION NOTES:

- ALL SYMBOLS SHOWN WITH HEAVY DASHED LINE ARE EXISTING ELECTRICAL DEVICES THAT ARE TO BE REMOVED, ALL SYMBOLS SHOWN WITH THIN LIGHT LINE ARE EXISTING ELECTRICAL DEVICES TO REMAIN AS PRESENTLY INSTALLED.
- ELECTRICAL CONTRACTOR SHALL COORDINATE WITH OWNER / ENGINEER THE SCOPE OF WORK THAT IS REQUIRED TO THE EXISTING CEILING, INCLUDING REMOVAL AND REINSTALLATION OF CEILING TILE, CEILING GRID AND LIGHTING FIXTURES (EXISTING SWITCHED AND UN-SWITCHED LIGHTING BRANCH CIRCUITING TO REMAIN AND BE RECONNECT TO NEW LIGHTING FIXTURES, UNLESS OTHERWISE NOTED.
- EXISTING DOWN LIGHTS INSTALLED IN EXISTING HARD CEILING SHALL BE DISCONNECTED AND REMOVED, CEILING AND BRANCH CIRCUITING TO REMAIN INTACT.
- ELECTRICAL CONTRACTOR SHALL REPLACE ALL DAMAGED EXISTING CEILING TILES WITH NEW CEILING TILES, MATCH EXISTING.
- WORK SHALL BE PERFORMED IN A FULLY OPERATIONAL BUILDING DURING NORMAL BUSINESS HOURS.



KEY PLAN



KEY PLAN

STATE OF MISSOURI
MICHAEL L. PARSON,
GOVERNOR



PHIL WENTZ
MO # E - 029111

McCLURE
ENGINEERING

1000 Clark Avenue
Saint Louis, Missouri 63102
T 314-645-6232
MEP Engineers:
McClure Engineering
Professional Engineering
Corporation
Missouri State Certificate of
Authority #000087

OFFICE OF ADMINISTRATION
DIVISION OF FACILITIES
MANAGEMENT,
DESIGN AND CONSTRUCTION

DEPARTMENT OF PUBLIC
SAFETY

MISSOURI NATIONAL GUARD

INTERIOR AND EXTERIOR
LED LIGHTING UPGRADE
STARC RC, HQ/SEMA, MEF
BUILDING

IKE SKELTON TRAINING
FACILITY
2302 MILITIA DRIVE
JEFFERSON CITY, MO 65101

PROJECT # T2128-01

SITE # 6300

FACILITY # 8136300012

REVISION: _____
DATE: _____
REVISION: _____
DATE: _____
REVISION: _____
DATE: _____

ISSUE DATE: _____

CAD DWG FILE: DE-2.7-075110.000.dwg
DRAWN BY: SJF
CHECKED BY: SWD
DESIGNED BY: SWD

SHEET TITLE:

MEF BUILDING
FIRST FLOOR PLAN -
DEMOLITION

SHEET NUMBER:

DE-2.7

11 OF 22 SHEETS
06/09/2022

S:\075110.000 STARC RC, HQ SEMA, MEF Bldgs Lighting\03 Electrical\E-0-0-075110.000.dwg 12/20/21 10:47 S\Freund

ELECTRICAL SYMBOLS

LIGHTING FIXTURES

STRIP FIXTURE RECESSED MOUNTED

STRIP FIXTURE SURFACE MOUNTED

1'x4' WALL MOUNTED

1'x4' SURFACE MOUNTED

1'x4' RECESS MOUNTED

2'x2' SURFACE MOUNTED

2'x2' RECESSED MOUNTED

2'x4' SURFACE MOUNTED

2'x4' RECESSED MOUNTED

WALL MOUNTED LIGHT FIXTURE

DOWN LIGHT SURFACE MOUNTED

DOWN LIGHT RECESSED MOUNTED

TRACK LIGHT (4 HEAD)

EXIT SIGN DOUBLE FACE CEILING MOUNTED

EXIT SIGN WALL MOUNTED (BACK)

EXIT SIGN SINGLE FACE WALL MOUNTED (END)

EXIT SIGN NOTE:
SHADING INDICATES FACE
SEE FLOOR PLANS FOR ARROW DIRECTIONS

BATTERY PACK LIGHTING FIXTURE

BATTERY PACK LIGHTING FIXTURE RECESSED
CEILING MOUNTED

POLE MOUNTED LIGHTING FIXTURE (NUMBER OF
HEADS AS SHOWN)

BOLLARD LIGHTING FIXTURE GRADE MOUNTED

ACCENT/FLOOD LIGHTING FIXTURE GRADE MOUNTED

STRIP FIXTURE RECESSED MOUNTED

STRIP FIXTURE SURFACE MOUNTED

1'x4' WALL MOUNTED

1'x4' SURFACE MOUNTED

1'x4' RECESS MOUNTED

2'x2' SURFACE MOUNTED

2'x2' RECESSED MOUNTED

2'x4' SURFACE MOUNTED

2'x4' RECESSED MOUNTED

WALL MOUNTED LIGHT FIXTURE

DOWN LIGHT SURFACE MOUNTED

DOWN LIGHT RECESSED MOUNTED

TRACK LIGHT (4 HEAD)

EXIT SIGN DOUBLE FACE CEILING MOUNTED

EXIT SIGN WALL MOUNTED (BACK)

EXIT SIGN SINGLE FACE WALL MOUNTED (END)

EXIT SIGN NOTE:
SHADING INDICATES FACE
SEE FLOOR PLANS FOR ARROW DIRECTIONS

BATTERY PACK LIGHTING FIXTURE

BATTERY PACK LIGHTING FIXTURE RECESSED
CEILING MOUNTED

POLE MOUNTED LIGHTING FIXTURE (NUMBER OF
HEADS AS SHOWN)

BOLLARD LIGHTING FIXTURE GRADE MOUNTED

ACCENT/FLOOD LIGHTING FIXTURE GRADE MOUNTED

ABBREVIATIONS

- AFF ABOVE FINISHED FLOOR
- AFG ABOVE FINISHED GRADE
- AL ALUMINUM
- ARC ALUMINUM RIGID CONDUIT
- AUX AUXILARY
- BOF BOTTOM OF FIXTURE
- C CONDUIT
- CB CIRCUIT BREAKER
- CKT CIRCUIT
- COF CENTER OF FIXTURE
- EC ELECTRICAL CONTRACTOR
- EMT ELECTRICAL METALLIC TUBING
- EWG ELECTRIC WATER COOLER
- GRC GALVANIZED RIGID CONDUIT
- G GROUND FAULT CIRCUIT INTERRUPTER
- GRD GROUND
- IMC INTERMEDIATE METAL CONDUIT
- MCB MAIN CIRCUIT BREAKER
- MLO MAIN LUG ONLY
- NC NORMALLY CLOSED
- NF NON FUSED
- NO NORMALLY OPEN
- NTS NOT TO SCALE
- PVC PVC CONDUIT
- TOF TOP OF FIXTURE
- U USB PORT
- UCR UNDER CABINET REFRIGERATOR
- UNO UNLESS NOTED OTHERWISE
- WP WEATHERPROOF COVER
- WPI WEATHERPROOF IN-USE COVER

MOUNTING HEIGHTS

ALL MOUNTING HEIGHTS ARE AS GIVEN UNLESS OTHERWISE NOTED ON PLANS
ALL MOUNTING HEIGHTS ARE TO CENTER OF DEVICE/
LIGHT FIXTURE, UNLESS OTHERWISE NOTED

SWITCHES

WALL SWITCH +48" AFF

LIGHTING CONTROL SUBSCRIPT TAGS

BLANK

3

4

CP

D

3D

DT

K

LV

LVD

OS

OSD

PL

R

SC

T

VS

VSD

CS#

DT

PIR

TCP

TOUCHSCREEN CONTROL PANEL
WATTSTOPPER LMEQ-41

TOUCHSCREEN POE POWER INJECTOR -
WATTSTOPPER LIMIT

PARTITION SENSORS - WATTSTOPPER

DAY LIGHT SENSOR CEILING MOUNTED

PHOTOCELL

LIGHTING TRANSFER SWITCH FOR SINGLE
FIXTURE ACCESSIBLE CEILING SPACE

LIGHTING TRANSFER SWITCH FOR MULTI FIXTURE
MOUNTED IN ACCESSIBLE CEILING SPACE

LIGHTING CONTACTOR

PLUG LOAD LIGHTING CONTROLLER

TIME CLOCK

1 ZONE 0-10V LIGHTING CONTROLLER

2 ZONE 0-10V LIGHTING CONTROLLER

3 ZONE 0-10V LIGHTING CONTROLLER

1 ZONE FORWARD PHASE LIGHTING CONTROLLER

2 ZONE FORWARD PHASE LIGHTING CONTROLLER

1 ZONE REVERSE PHASE LIGHTING CONTROLLER

1 ZONE ON/OFF LIGHTING CONTROLLER

2 ZONE ON/OFF LIGHTING CONTROLLER

LIGHTING CONTROL NETWORK BRIDGE

OCCUPANCY SENSOR CEILING MOUNTED
PASSIVE INFRARED

OCCUPANCY SENSOR CEILING MOUNTED
ULTRASONIC

OCCUPANCY SENSOR CEILING MOUNTED
DUAL TECHNOLOGY

OCCUPANCY SENSOR CEILING MOUNTED
ANALOG TECHNOLOGY

LIGHTING CONTROL SUBSCRIPT TAGS

BLANK

3

4

CP

D

3D

DT

K

LV

LVD

OS

OSD

PL

R

SC

T

VS

VSD

CS#

DT

PIR

TCP

TOUCHSCREEN CONTROL PANEL
WATTSTOPPER LMEQ-41

TOUCHSCREEN POE POWER INJECTOR -
WATTSTOPPER LIMIT

PARTITION SENSORS - WATTSTOPPER

DAY LIGHT SENSOR CEILING MOUNTED

PHOTOCELL

LIGHTING TRANSFER SWITCH FOR SINGLE
FIXTURE ACCESSIBLE CEILING SPACE

LIGHTING TRANSFER SWITCH FOR MULTI FIXTURE
MOUNTED IN ACCESSIBLE CEILING SPACE

LIGHTING CONTACTOR

PLUG LOAD LIGHTING CONTROLLER

TIME CLOCK

1 ZONE 0-10V LIGHTING CONTROLLER

2 ZONE 0-10V LIGHTING CONTROLLER

3 ZONE 0-10V LIGHTING CONTROLLER

1 ZONE FORWARD PHASE LIGHTING CONTROLLER

2 ZONE FORWARD PHASE LIGHTING CONTROLLER

1 ZONE REVERSE PHASE LIGHTING CONTROLLER

1 ZONE ON/OFF LIGHTING CONTROLLER

2 ZONE ON/OFF LIGHTING CONTROLLER

LIGHTING CONTROL NETWORK BRIDGE

OCCUPANCY SENSOR CEILING MOUNTED
PASSIVE INFRARED

OCCUPANCY SENSOR CEILING MOUNTED
ULTRASONIC

OCCUPANCY SENSOR CEILING MOUNTED
DUAL TECHNOLOGY

OCCUPANCY SENSOR CEILING MOUNTED
ANALOG TECHNOLOGY

WIRING SYMBOLS

CONDUIT DOWN

CONDUIT UP

CONDUIT CAPPED

EXISTING

DEMOLITION WORK

NEW WORK

CONDUIT CONCEALED IN SLAB OR
IN ACCESSIBLE SPACE BELOW

CONDUIT EXPOSED

CONDUIT CONCEALED IN WALL OR ABOVE CEILING

CONDUIT SLEEVE (SIZED TO 40% FILL, 2" MINIMUM)
UNLESS NOTED OTHERWISE

BRANCH CIRCUITNG LEGEND

HOTS/SWITCHED

CIRCUIT NUMBERS
TO SINGLE POLE 20 AMP CB
(CIRCUIT NUMBERS INDICATE
NUMBER IN HOMERUN)

PANEL DESIGNATION

NEUTRALS

GROUND

NOTE:
HASH MARKS INDICATE #12 AWG CONDUCTORS ONLY SEE FLOOR PLANS FOR
OTHER FEEDER CONDUCTORS AND CONDUIT SIZES

BRANCH CIRCUITNG LEGEND

BRANCH CIRCUITNG LEGEND

HOTS/SWITCHED

CIRCUIT NUMBERS
TO SINGLE POLE 20 AMP CB
(CIRCUIT NUMBERS INDICATE
NUMBER IN HOMERUN)

PANEL DESIGNATION

NEUTRALS

GROUND

NOTE:
HASH MARKS INDICATE #12 AWG CONDUCTORS ONLY SEE FLOOR PLANS FOR
OTHER FEEDER CONDUCTORS AND CONDUIT SIZES

MULTI-POLE 20 AMP CB

OTHER THAN 20 AMP CB

20A BRANCH CIRCUIT HOMERUNS SHALL BE SIZED AS FOLLOWS:
120V: 0-100 FEET SHALL BE #12AWG WIRE MINIMUM
101-200 FEET SHALL BE #10AWG WIRE MINIMUM
IN EXCESS OF 200 FEET SHALL BE #8AWG WIRE MINIMUM

277V: 0-250 FEET SHALL BE #12AWG WIRE MINIMUM
IN EXCESS OF 250 FEET SHALL BE #10AWG WIRE MINIMUM
INDICATES SWITCH IN

TOGGLE SWITCH

TOGGLE SWITCH

SURFACE MOUNTED BOX OR
WIREMOLD BOX SEE FLOOR PLANS

TYPE OF SWITCH

SWITCH GROUP NOTE: LETTERS INDICATE NUMBER OF
SWITCHES AT THAT LOCATION
THIS EXAMPLE INDICATES THREE (3)
THREE-WAY SWITCHES AT THIS LOCATION

LIGHTING FIXTURE
NORMAL POWER
(SHADING INDICATES
EMERGENCY POWER
OR BATTERY BACK-UP
BALLAST)

WHEN LIGHTING FIXTURE
HAS MULTI BRANCH
CIRCUITS, EMERGENCY
BRANCH CIRCUIT
NUMBER & PANEL

RELAY PANEL
& NUMBER

FIXTURE TYPE
(SEE LIGHTING FIXTURE SCHEDULE)

INDICATES NUMBER OF FIXTURES ON THAT
CIRCUIT WHEN FIXTURES ARE RUN CONTINUOUSLY

BRANCH CIRCUIT NUMBER
SWITCH DESIGNATION
(ab) - INDICATES DUAL LEVEL SWITCHING
IN-BOARD AND OUT-BOARD LAMPS
(NO SUBSCRIPT) - INDICATES SWITCHED
BY ONE SWITCH AT
DOOR INTO THAT ROOM

NL - INDICATES UNSWITCHED
NIGHT LIGHT

ELECTRICAL SYSTEMS COMPONENTS EARTHQUAKE LOAD RESISTANCE

SEISMIC USE GROUP (III)						SEISMIC DESIGN CATEGORY (D)			
LISTING OF EQUIPMENT & SYSTEMS COMPONENTS	COMPONENTS IMPORTANCE FACTOR	ANCHORAGE TO FLOORS, ROOFS, ETC		SWAY BRACING		LOCATION OF PROFESSIONALLY SEALED ANCHORAGE AND SWAY BRACING DETAIL			COMMENTS
		NOT PROVIDED	PROVIDED	NOT PROVIDED	PROVIDED	ON CONSTRUCTION DOCUMENTS	SUBSEQUENT SUBMITTAL		
						DRAWING NUMBER OR SPECIFICATION SECTION	SHOP DRAWING	SEPARATE PERMIT & PLANS	
FIRE ALARM CONDUIT & PANELS	1.5		X		X		X		WHERE NOT DIRECTLY ATTACHED TO STRUCTURE
FIRE ALARM CONDUIT & PANELS	1.5	X		X					WHERE DIRECTLY ATTACHED TO STRUCTURE
LIFE SAFETY POWER CONDUIT, PANELS, GENERATORS, INVERTERS	1.5		X		X		X		WHERE NOT DIRECTLY ATTACHED TO STRUCTURE
LIFE SAFETY POWER CONDUIT, PANELS, GENERATORS, INVERTERS	1.5	X		X					WHERE DIRECTLY ATTACHED TO STRUCTURE
POWER CONDUIT	1.5		X		X		X		WHERE NOT DIRECTLY ATTACHED TO STRUCTURE
POWER CONDUIT	1.5	X		X					WHERE DIRECTLY ATTACHED TO STRUCTURE
COMMUNICATION CONDUIT	1.5		X		X		X		WHERE NOT DIRECTLY ATTACHED TO STRUCTURE
COMMUNICATION CONDUIT	1.5	X		X					WHERE DIRECTLY ATTACHED TO STRUCTURE
FREE STANDING EQUIPMENT	1.5		X		X		X		WHERE NOT DIRECTLY ATTACHED TO STRUCTURE

STATE OF MISSOURI
MICHAEL L. PARSON,
GOVERNOR



PHIL WENTZ
MO # E - 029111

McCLURE
ENGINEERING

1000 Clark Avenue
Saint Louis, Missouri 63102
T 314-645-6232
MEP Engineers:
McClure Engineering
Professional Engineering
Corporation
Missouri State Certificate of
Authority #000087

OFFICE OF ADMINISTRATION
DIVISION OF FACILITIES
MANAGEMENT,
DESIGN AND CONSTRUCTION

DEPARTMENT OF PUBLIC
SAFETY

MISSOURI NATIONAL GUARD

INTERIOR AND EXTERIOR
LED LIGHTING UPGRADE
STARC RC, HQ/SEMA, MEF
BUILDING

IKE SKELTON TRAINING
FACILITY
2302 MILITIA DRIVE
JEFFERSON CITY, MO 65101

PROJECT # T2128-01

SITE # 6300

FACILITY # 8136300012

8136300013; 8136300014

REVISION: _____

DATE: _____

REVISION: _____

DATE: _____

REVISION: _____

DATE: _____

ISSUE DATE: _____

CAD DWG FILE:E-0-0-075110.000.dwg

DRAWN BY: SJF

CHECKED BY: SWD

DESIGNED BY: SWD

SHEET TITLE:

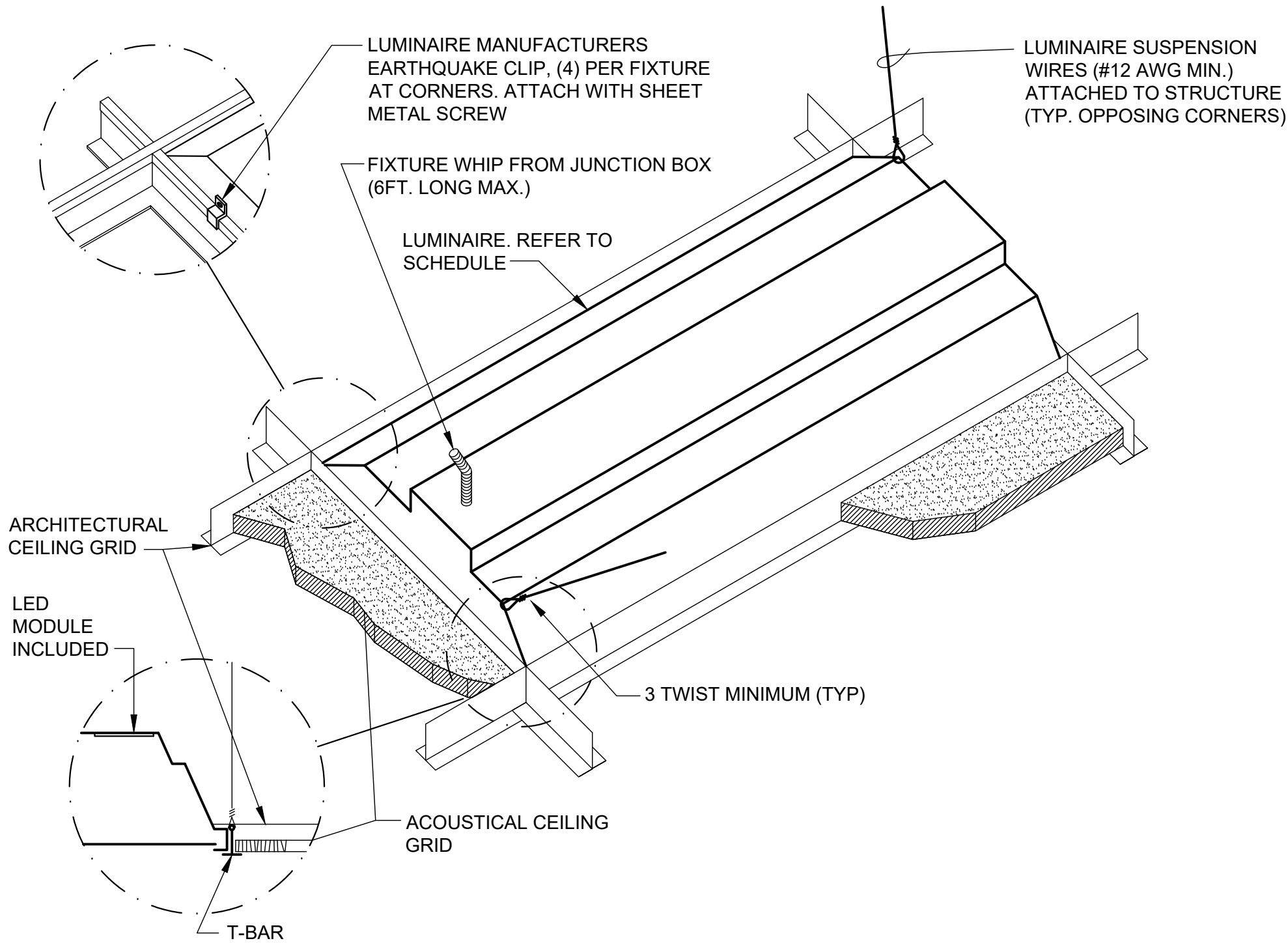
ELECTRICAL
SYMBOLS AND
ABBREVIATIONS

SHEET NUMBER:

E-0.0

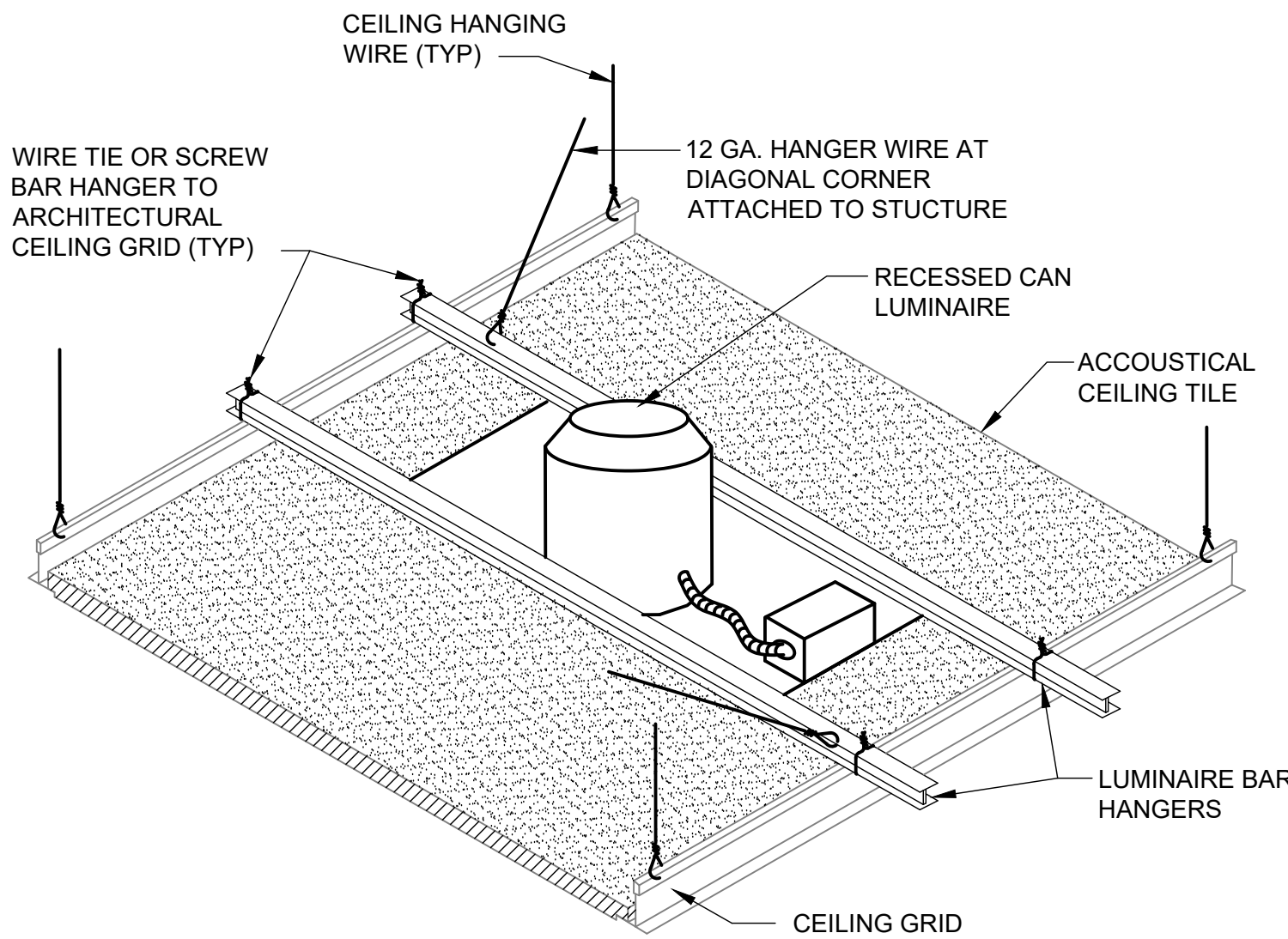
12 OF 22 SHEETS
06/09/2022

S:\075110.000 STARC RC, HQ SEMA, MEF Bldgs Lighting\03 Electrical\E-1.0-075110.000.dwg 11/22/21 11:52 SFreund



LUMINAIRE MOUNTING - LAY-IN-CEILING

NO SCALE



DOWNLIGHT MOUNTING - LAY-IN-CEILING

NO SCALE

STARC RC LUMINAIRE SCHEDULE											
TYPE	MANUFACTURER	APPROVED EQUALS	DESCRIPTION	VOLTS	WATTAGE	CCT	CRI	DIMMING TYPE	MOUNTNG	REMARKS	
CA-X	WILLIAMS LIGHTING CXC-XL8-840-(0-25)-D-DIM-UNV	LITHONIA COOPER	LED CONTINUOUS COVE	UNV	5.5/FT	4000K	80	0-10V			
CAE-X	SAME AS ABOVE WITH SELF CONTAINED EMERGENCY PACK										
DA	WILLIAMS LIGHTING 6DR-TL-L15-840-DIM-UNV-RW-OF-CS	LITHONIA COOPER	LED 6" ROUND DOWNLIGHT	UNV	13.8	4000K	80	0-10V	RECESSED		
DAE	SAME AS ABOVE WITH SELF CONTAINED EMERGENCY PACK										
DB	WILLIAMS LIGHTING 6DR-TL-L30-840-(L25)-DIM-UNV-RW-OF-CS	LITHONIA COOPER	LED 6" ROUND DOWNLIGHT	120	26.9	4000K	80	0-10V	RECESSED		
DBE	SAME AS ABOVE WITH SELF CONTAINED EMERGENCY PACK										
DC	WILLIAMS LIGHTING 6DR-TL-L15-840-DIM-UNV-RW-SF-CS-R	LITHONIA COOPER	LED 6" ROUND DOWNLIGHT RETROFIT	120	13.8	4000K	80	0-10V	RECESSED	MUD IN FLANGE	
DCE	SAME AS ABOVE WITH SELF CONTAINED EMERGENCY PACK										
DD	WILLIAMS LIGHTING 6DR-TL-L15-840-DIM-UNV-AWW-OF-CS	LITHONIA COOPER	LED 6" ROUND WALL WASHER	120	13.8	4000K	80	0-10V	RECESSED		
DE	WILLIAMS LIGHTING 6DR-TLL10-840-(L8)-DIM-UNV-RW-SF-CS-WETCCR	LITHONIA COOPER	LED 6" ROUND DOWLIGHT RETROFIT WET	120	8.7	4000K	80	0-10V	RECESSED	MUD IN FLANGE	
DF	WILLIAMS LIGHTING 6DR-TL-L10-840-DIM-UNV-RW-SF-CS-R	LITHONIA COOPER	LED 6" ROUND DOWLIGHT RETROFIT	120	8.7	4000K	80	0-10V	RECESSED	MUD IN FLANGE	
DFE	SAME AS ABOVE WITH SELF CONTAINED EMERGENCY PACK										
DG	WILLIAMS LIGHTING 6DR-TL-L30-840-(L25)-DIM-UNV-RW-SF-CS-R	LITHONIA COOPER	LED 6" ROUND DOWLIGHT RETROFIT	120	26.9	4000K	80	0-10V	RECESSED	MUD IN FLANGE	
DGE	SAME AS ABOVE WITH SELF CONTAINED EMERGENCY PACK										
DH	WILLIAMS LIGHTING 6DR-TLL15-840-DIM-UNV-AWW-SF-CS-R	LITHONIA COOPER	LED 6" ROUND WALL WASHER RETROFIT	UNV	13.8	4000K	80	0-10V	RECESSED	MUD IN FLANGE	
DJ	WILLIAMS LIGHTING 6DR-TL-L30-840-DIM-UNV-RW-SF-CS-R	LITHONIA COOPER	LED 6" ROUND DOWLIGHT RETROFIT	UNV	26.9	4000K	80	0-10V	RECESSED	MUD IN FLANGE	
FA	WILLIAMS LIGHTING LTAR-24-L40-840-AF-DIM-UNV	LITHONIA COOPER	LED 2'x4 AIR RETURN TROFFER	UNV	32.7	4000K	80	0-10V			
FAE	SAME AS ABOVE WITH SELF CONTAINED EMERGENCY PACK										
FB	WILLIAMS LIGHTING LTAR-24-L40-840-AF-(L37)-DIM-UNV	LITHONIA COOPER	LED 2'x4 AIR RETURN TROFFER	UNV	32	4000K	80	0-10V			
FBE	SAME AS ABOVE WITH SELF CONTAINED EMERGENCY PACK										
FC	WILLIAMS LIGHTING LTAR-22-L39-840-AF-(L29)-DIM-UNV	LITHONIA COOPER	LED 2'x2 AIR RETURN TROFFER	277	23	4000K	80	0-10V			
FCE	SAME AS ABOVE WITH SELF CONTAINED EMERGENCY PACK										
FD	WILLIAMS LIGHTING LTAR-24-L40-840-AF-(L30)-DIM-UNV	LITHONIA COOPER	LED 2'x4 AIR RETURN TROFFER	277	32	4000K	80	0-10V			
FDE	SAME AS ABOVE WITH SELF CONTAINED EMERGENCY PACK										
FE	NOT USED.		LED 2'x4 TROFFER WITH PARABOLIC LOUVER								
FEE	NOT USED. SAME AS ABOVE WITH SELF CONTAINED EMERGENCY PACK										
FF	WILLIAMS LIGHTING 50G-S24-L59-840-SAF12125-DIM-UNV	LITHONIA COOPER	LED 2'x4 STATIC TROFFER DAMP LABEL	277	48	4000K	80	0-10V			
FG	WILLIAMS LIGHTING LTAR-14-L83-840-AF-DIM-UNV	LITHONIA COOPER	LED 1'x4 AIR RETURN TROFFER	277	48.5	4000K	80	0-10V			
FH	WILLIAMS LIGHTING 18-4-L90-840-A-(L60)-DIM-UNV	LITHONIA COOPER	LED 16"X48" LOW PROFILE WRAP	277	37.4	4000K	80	0-10V			
FI	WILLIAMS LIGHTING 50G-XS14-L45-840-SAF12125-(L30)-DIM-UNV	LITHONIA COOPER	LED 1'x4 STATIC TROFFER DAMP LABEL	277	33.7	4000K	80	0-10V			
FIE	SAME AS ABOVE WITH SELF CONTAINED EMERGENCY PACK										
FJ	WILLIAMS LIGHTING 17-4-L55-840-AF-DIM-UNV	LITHONIA COOPER	LED 1'x4 LOW PROFILE WRAP	120	42.3	4000K	80	0-10V		SURFACE MOUNTED	
FK	WILLIAMS LIGHTING 50G-S14-L85-840-SAF12125-DIM-UNV	LITHONIA COOPER	LED 1'x4 STATIC TROFFER DAMP LABEL	277	55.7	4000K	80	0-10V			
FKE	SAME AS ABOVE WITH SELF CONTAINED EMERGENCY PACK										
GA	WILLIAMS LIGHTING 75R-4-L50-840-(L39)-DIM-UNV	LITHONIA COOPER	LED 4' STRIP LIGHT	UNV	27.6	4000K	80	0-10V			
GAE	SAME AS ABOVE WITH SELF CONTAINED EMERGENCY PACK										
GB	WILLIAMS LIGHTING 75R-4-L55-840-(L55)-DIM-UNV	LITHONIA COOPER	LED 4' STRIP LIGHT	277	36.9	4000K	80	0-10V			
GC	WILLIAMS LIGHTING 75R-4-L85-840-(L70)-DIM-UNV	LITHONIA COOPER	LED 4' STRIP LIGHT	277	47.7	4000K	80	0-10V			
GCE	SAME AS ABOVE WITH SELF CONTAINED EMERGENCY PACK										
HA	WILLIAMS LIGHTING GH-4-L240-840-FA-DIM-UNV		LED 4' COMPACT HIGH BAY	277	177.9	4000K	80	0-10V			
HAE	SAME AS ABOVE WITH SELF CONTAINED EMERGENCY PACK										
LA-X	WILLIAMS LIGHTING LRX4-G-X-L12-8-40-DMA-DIM-277	LITHONIA COOPER	LED 4" WIDE RECESSED LINEAR	277	10.4	4000K	80	0-10V			
LAE-X	SAME AS ABOVE WITH SELF CONTAINED EMERGENCY PACK										
MA	WILLIAMS LIGHTING 80-4-L53-840-DIM-UNV	LITHONIA COOPER	LED 4' INDUSTRIAL	277	34.2	4000K	80	0-10V		NO 20% UPLIGHT	
MAE	SAME AS ABOVE WITH SELF CONTAINED EMERGENCY PACK										
MB	WILLIAMS LIGHTING 80-4-L32-840-DIM-UNV		LED 4' INDUSTRIAL	277	20.3	4000K	80	0-10V			
SA	WILLIAMS LIGHTING WPTZL38-7-50-DIM		LED MEDIUM WALL PACK	277	42	5000K	70	0-10V			
SB	WILLIAMS LIGHTING OSABRL20-8-40-A-C-DT		LED 8" ALUMINUM ROUND BOLLARD	120	24.6	4000K	80	0-10V			
SC	WILLIAMS LIGHTING VWPH-L30-7-40-1FT-DIM		LED ARCHITECTURAL WALL PACK	120	36	4000K	70	0-10V		MOUNT AT 9'-0" AFF	
TA	JUNO R60SL27V		LED MONOPOINT TRACK HEAD	120	10.5	4000K	80	0-10V		PROVIDE TRACK SYSTEM	
WA	WILLIAMS LIGHTING 28-4-L54-840-AF-(L30)-DRV-277	LITHONIA COOPER	LED 4" WALL MOUNT	277	128.8	4000K	80	0-10V			
WAE	SAME AS ABOVE WITH SELF CONTAINED EMERGENCY PACK										
WB-X	WILLIAMS LIGHTING MXWD-2-00-L8-840-F-DIM-UNV	LITHONIA COOPER	LED 4" WIDE CONTINUOUS WALL MOUNT	UNV	10.8/FT	4000K	80	0-10V			
WBE-X	SAME AS ABOVE WITH SELF CONTAINED EMERGENCY PACK										
WC	COOPER LIGHTING HCC4W-20-D010-XHM4-12-840-41-WD-C		4" CYLINDER WALL SCONCE	120	21.1	4000K	80	0-10V	WALL MOUNT	MOUNT AT +78"	
XA	WILLIAMS LIGHTING EMER/LED-WHT-SDT-D-DRH-L-X-WHT-MV	SURLITES	LED EMERGENCY LIGHT	120	2						
XI	WILLIAMS LIGHTING EXT-REM-WHT-D	SURLITES	LED EXT SIGN	UNV							
XJ	WILLIAMS LIGHTING EXTTEL/RECESSED-DF-R-WP	SURLITES	LED RECESSED DUAL FACE EXT SIGN	120							

NOTES:

GENERAL NOTES:

LIGHT FIXTURE SUBSTITUTIONS TO THE BASIS OF DESIGN MUST BE EQUAL QUALITY, EQUAL PERFORMANCE, AND SUBMITTED 10 DAYS PRIOR FOR PRE-APPROVAL. REFERENCE DIVISION 1000 OF THE CONTRACT SPECIFICATIONS FOR PROCESS REQUIRED FOR PRE-APPROVAL. NO SUBSTITUTIONS WIL

STATE OF MISSOURI
MICHAEL L. PARSON,
GOVERNOR



PHIL WENTZ
MO # E - 029111

McCLURE ENGINEERING

1000 Clark Avenue
Saint Louis, Missouri 63102
T 314-645-6232
MEP Engineers:
McClure Engineering
Professional Engineering
Corporation
Missouri State Certificate of
Authority #000087

OFFICE OF ADMINISTRATION
DIVISION OF FACILITIES
MANAGEMENT,
DESIGN AND CONSTRUCTION

DEPARTMENT OF PUBLIC
SAFETY

MISSOURI NATIONAL GUARD

INTERIOR AND EXTERIOR
LED LIGHTING UPGRADE
STARC RC, HQ/SEMA, MEF
BUILDING

IKE SKELTON TRAINING
FACILITY
2302 MILITIA DRIVE
JEFFERSON CITY, MO 65101

PROJECT # T2128-01
SITE # 6300
FACILITY # 8136300012
8136300013; 8136300014

REVISION: _____
DATE: _____
REVISION: _____
DATE: _____
REVISION: _____
DATE: _____
ISSUE DATE: _____

CAD DWG FILE:E-0.1-075110.000.dwg
DRAWN BY: SJF
CHECKED BY: SWD
DESIGNED BY: SWD

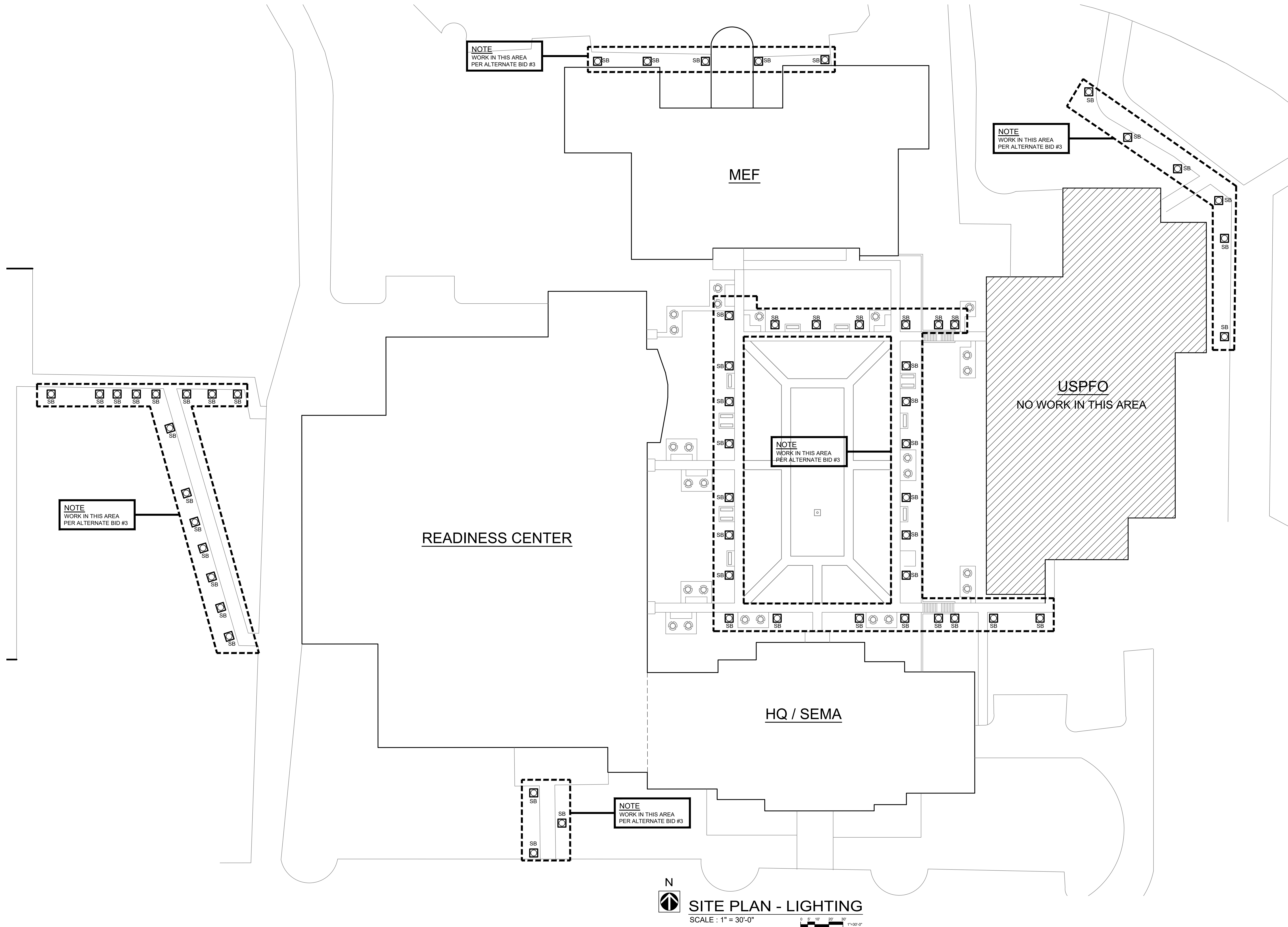
SHEET TITLE:
LIGHTING SCHEDULE
AND DETAILS

SHEET NUMBER:

E-0.1

13 OF 22 SHEETS
06/09/2022

S:\075110.000 STARC RC, HQ SEMA, MEF Bldgs Lighting\03 Electrical\E-1.0-075110.000.dwg 11/22/21 11:52 SFreund



STATE OF MISSOURI
MICHAEL L. PARSON,
GOVERNOR



PHIL WENTZ
MO # E - 029111

McCLURE ENGINEERING

1000 Clark Avenue
Saint Louis, Missouri 63102
T 314-645-6232
MEP Engineers:
McClure Engineering
Professional Engineering
Corporation
Missouri State Certificate of
Authority #000087

OFFICE OF ADMINISTRATION
DIVISION OF FACILITIES
MANAGEMENT,
DESIGN AND CONSTRUCTION

DEPARTMENT OF PUBLIC
SAFETY

MISSOURI NATIONAL GUARD

INTERIOR AND EXTERIOR
LED LIGHTING UPGRADE
STARC RC, HQ/SEMA, MEF
BUILDING

IKE SKELTON TRAINING
FACILITY
2302 MILITIA DRIVE
JEFFERSON CITY, MO 65101

PROJECT # T2128-01
SITE # 6300
FACILITY # 8136300012
8136300013; 8136300014

REVISION: _____
DATE: _____
REVISION: _____
DATE: _____
REVISION: _____
DATE: _____
ISSUE DATE: _____

CAD DWG FILE:E-1.0-075110.000.dwg
DRAWN BY: SJF
CHECKED BY: SWD
DESIGNED BY: SWD

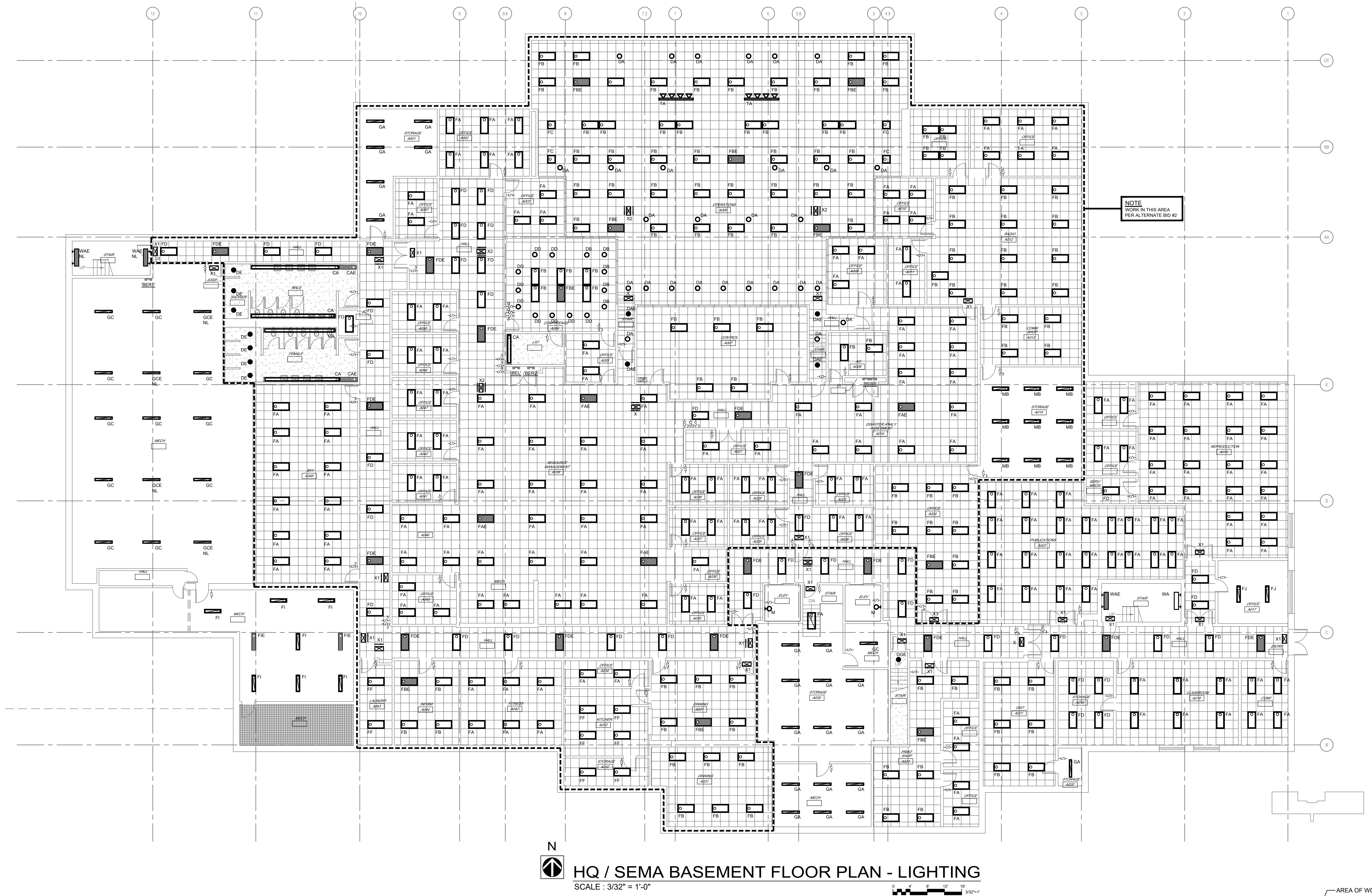
SHEET TITLE:
SITE PLAN -
LIGHTING

SHEET NUMBER:

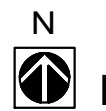
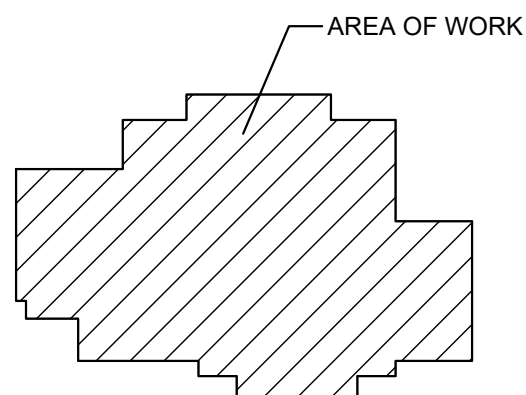
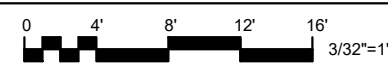
E-1.0

14 OF 22 SHEETS
06/09/2022

S:\075110.000 STARC RC, HQ SEMA, MEF Bldgs Lighting\03 Electrical\E-2.0-075110.000.dwg 12/28/21 06:08 SFreund



HQ / SEMA BASEMENT FLOOR PLAN - LIGHTING
SCALE : 3/32" = 1'-0"



KEY PLAN

STATE OF MISSOURI
MICHAEL L. PARSON,
GOVERNOR



PHIL WENTZ
MO # E - 029111

**McCLURE
ENGINEERING**

1000 Clark Avenue
Saint Louis, Missouri 63102
T 314-645-6232
MEP Engineers:
McClure Engineering
Professional Engineering
Corporation
Missouri State Certificate of
Authority #000087

OFFICE OF ADMINISTRATION
DIVISION OF FACILITIES
MANAGEMENT,
DESIGN AND CONSTRUCTION

DEPARTMENT OF PUBLIC
SAFETY

MISSOURI NATIONAL GUARD

INTERIOR AND EXTERIOR
LED LIGHTING UPGRADE
STARC RC, HQ/SEMA, MEF
BUILDING

IKE SKELTON TRAINING
FACILITY
2302 MILITIA DRIVE
JEFFERSON CITY, MO 65101

PROJECT # T2128-01

SITE # 6300

FACILITY # 8136300014

REVISION: _____
DATE: _____
REVISION: _____
DATE: _____
REVISION: _____
DATE: _____

ISSUE DATE: _____

CAD DWG FILE:E-2.0-075110.000.dwg

DRAWN BY: SJF

CHECKED BY: SWD

DESIGNED BY: SWD

SHEET TITLE:

HQ / SEMA BASEMENT
FLOOR PLAN -
LIGHTING

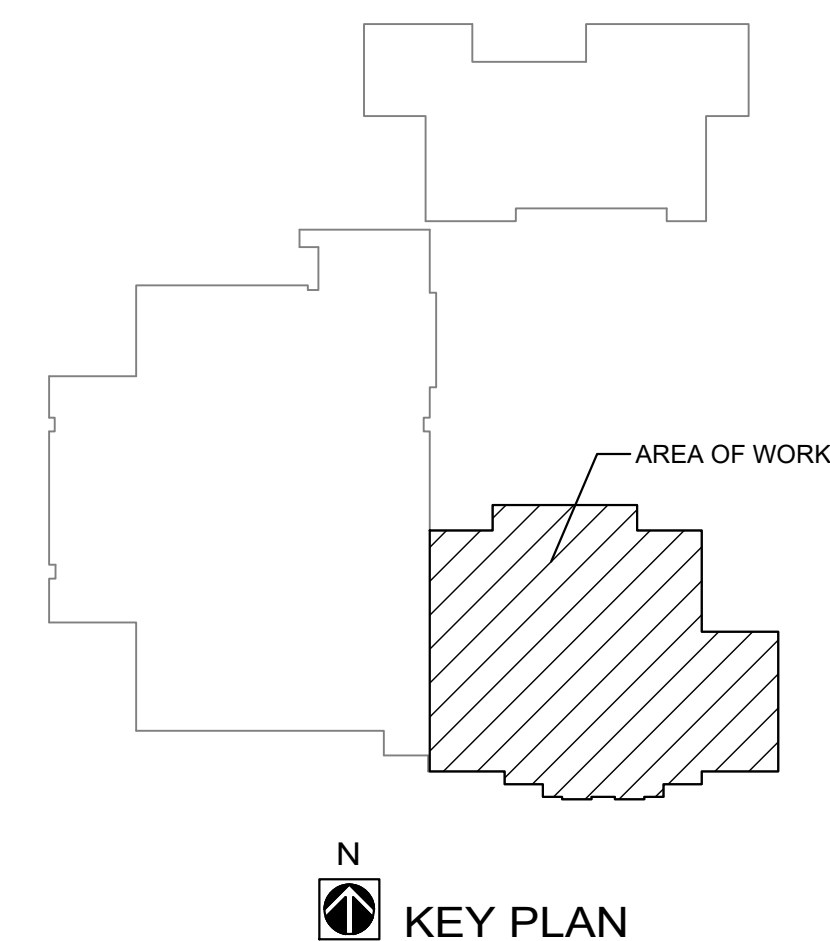
SHEET NUMBER:

E-2.0

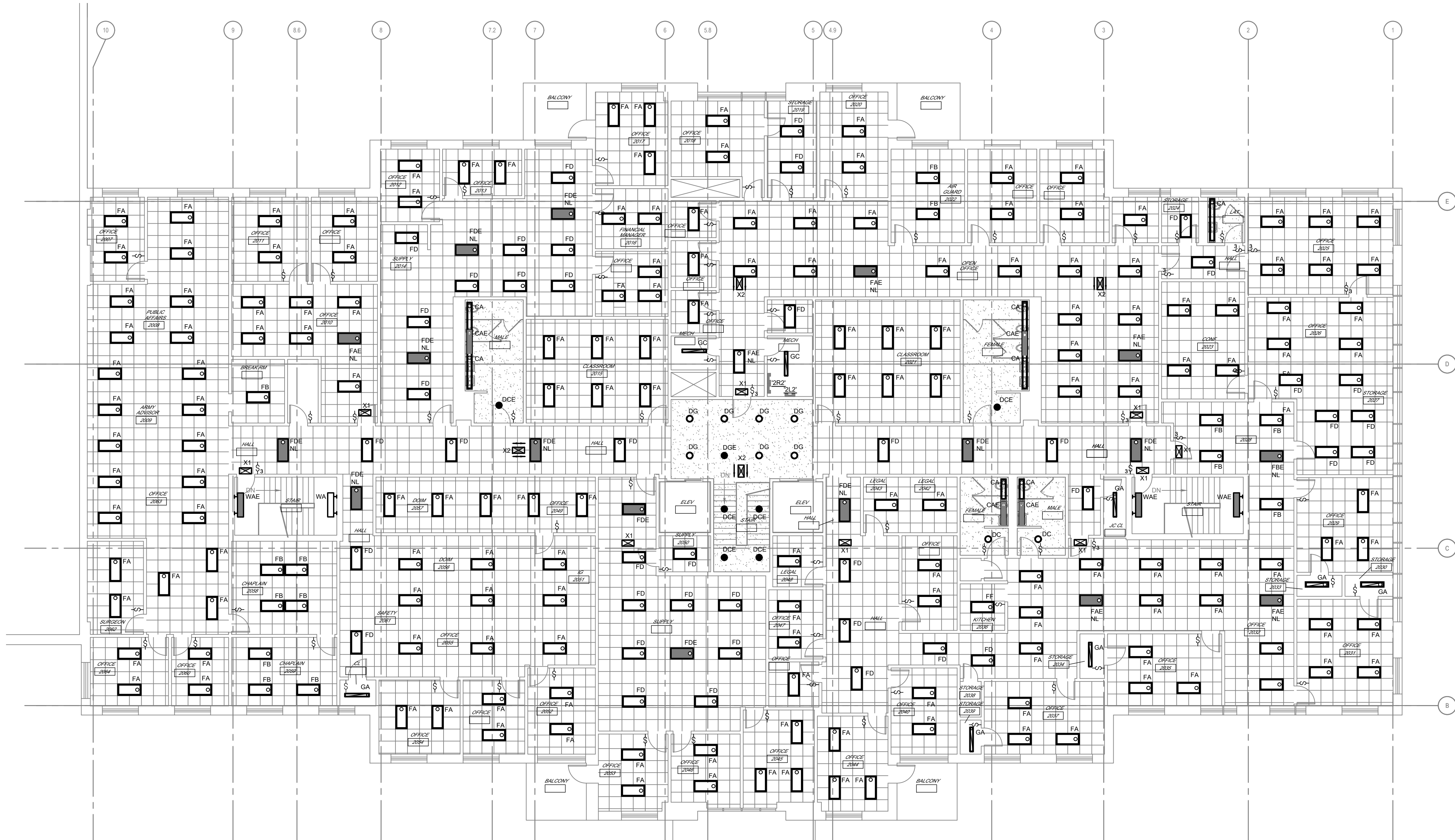
15 OF 22 SHEETS
06/09/2022

1000 Clark Avenue
Saint Louis, Missouri 63102
T 314-645-6232
MEP Engineers:
McClure Engineering
Professional Engineering
Corporation
Missouri State Certificate of
Authority #000087

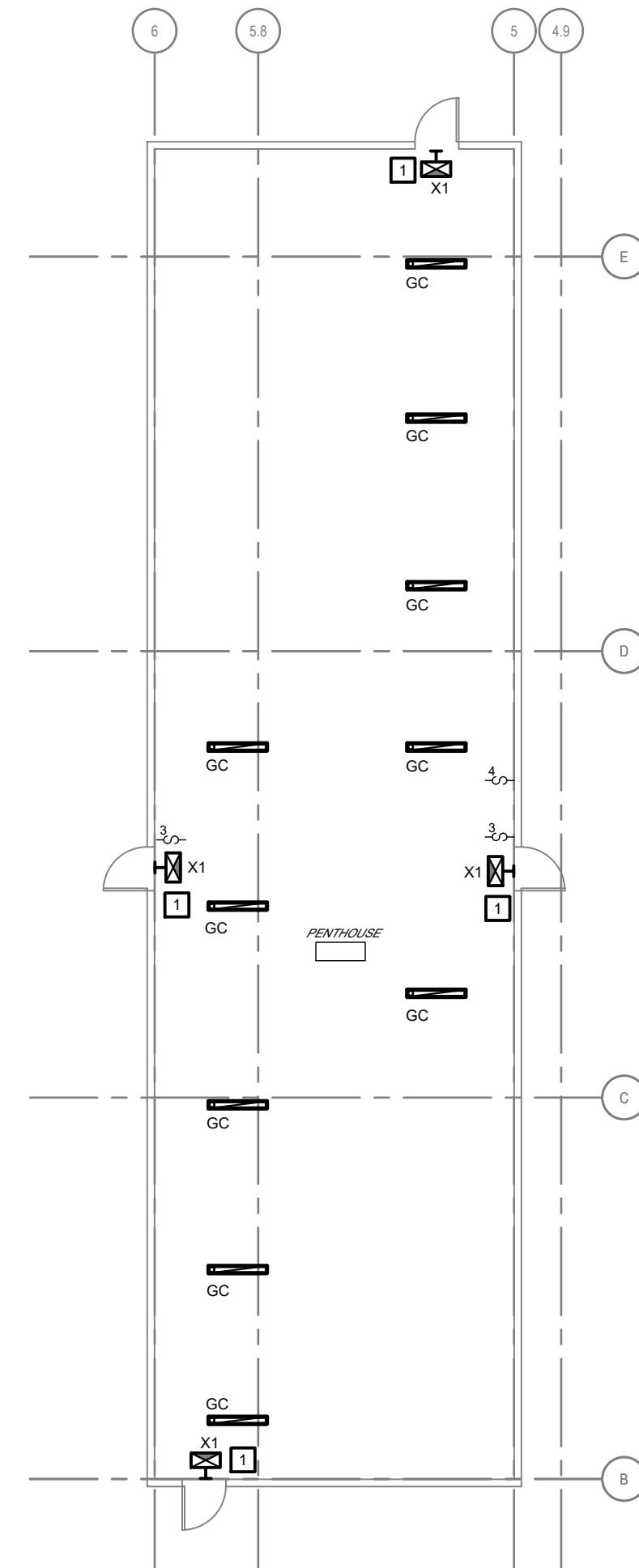
16 OF 22 SHEETS
06/09/2022



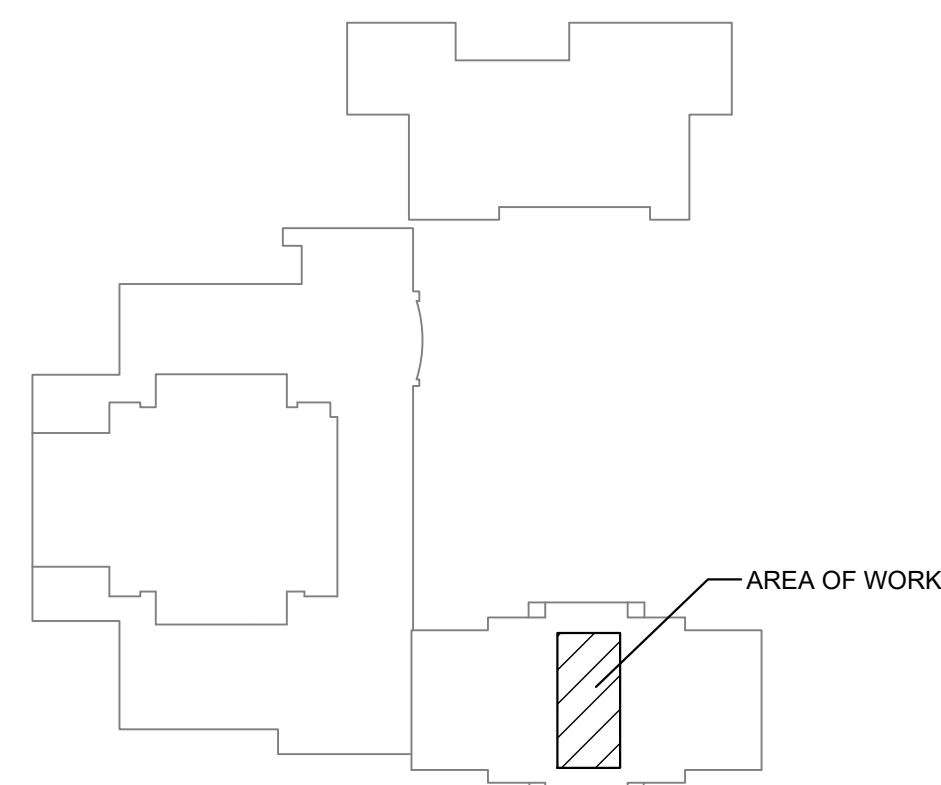
S:\075110.000 STARC RC, HQ SEMA, MEF Bldgs Lighting\03 Electrical\DE-2.6-2.7-075110.000.dwg 10/04/21 15:25 SFreund



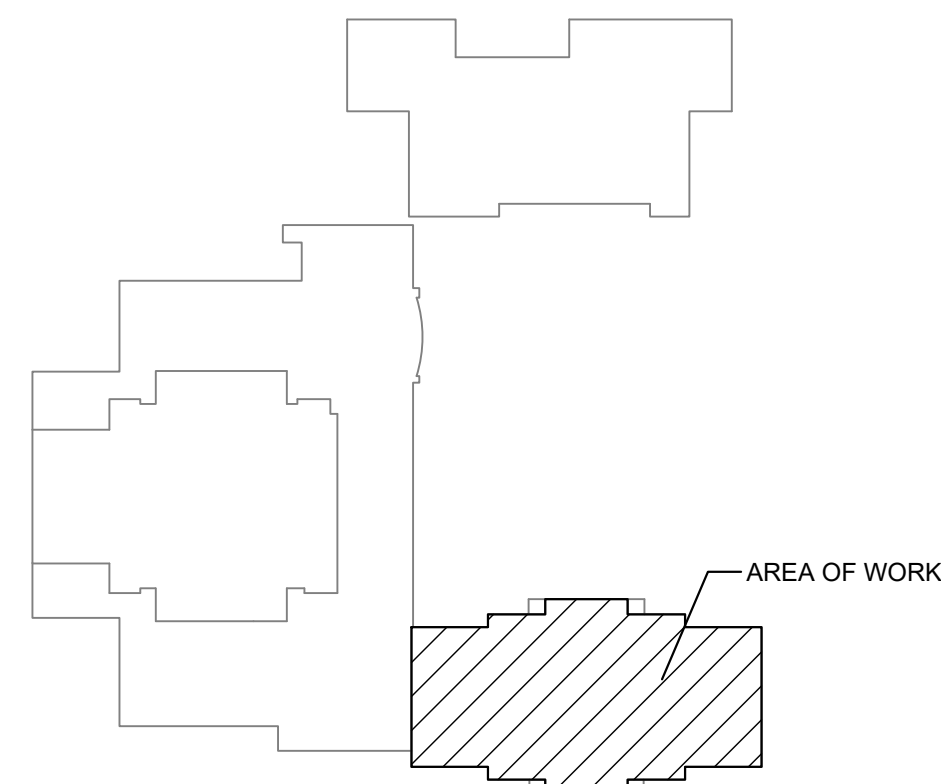
HQ / SEMA SECOND FLOOR PLAN - LIGHTING
SCALE : 3/32" = 1'-0"



PARTIAL HQ/ARMORY ROOF PLAN - LIGHTING
SCALE : 3/32" = 1'-0"



KEY PLAN



KEY PLAN

STATE OF MISSOURI
MICHAEL L. PARSON,
GOVERNOR



PHIL WENTZ
MO # E - 029111

**McCLURE
ENGINEERING**

1000 Clark Avenue
Saint Louis, Missouri 63102
T 314-645-6232
MEP Engineers:
McClure Engineering
Professional Engineering
Corporation
Missouri State Certificate of
Authority #000087

OFFICE OF ADMINISTRATION
DIVISION OF FACILITIES
MANAGEMENT,
DESIGN AND CONSTRUCTION

DEPARTMENT OF PUBLIC
SAFETY

MISSOURI NATIONAL GUARD

INTERIOR AND EXTERIOR
LED LIGHTING UPGRADE
STARC RC, HQ/SEMA, MEF
BUILDING

IKE SKELTON TRAINING
FACILITY
2302 MILITIA DRIVE
JEFFERSON CITY, MO 65101

PROJECT # T2128-01
SITE # 6300
FACILITY # 8136300014

REVISION: _____
DATE: _____
REVISION: _____
DATE: _____
REVISION: _____
DATE: _____

ISSUE DATE: _____

CAD DWG FILE: E-2.2-075110.000.dwg
DRAWN BY: SJF
CHECKED BY: SWD
DESIGNED BY: SWD

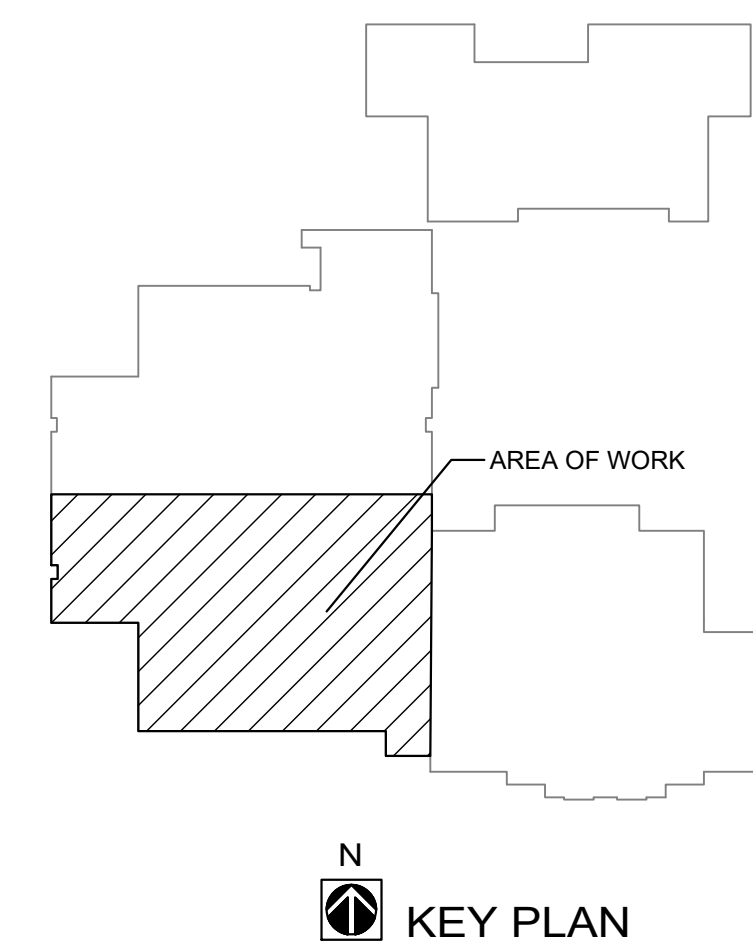
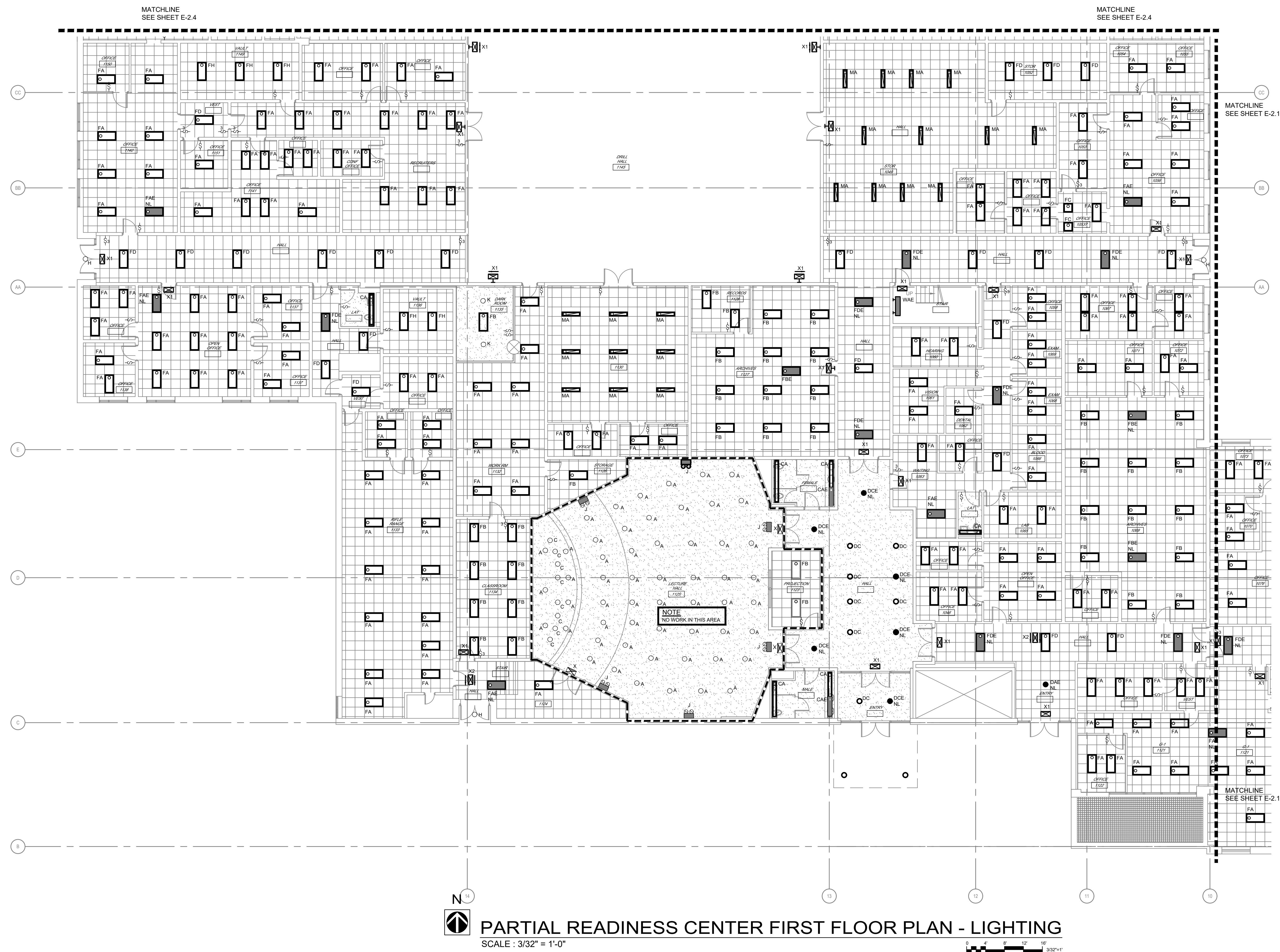
SHEET TITLE:

**HQ / SEMA
SECOND FLOOR
PLAN - LIGHTING**

SHEET NUMBER:

E-2.2

17 OF 22 SHEETS
06/09/2022



**OFFICE OF ADMINISTRATION
DIVISION OF FACILITIES
MANAGEMENT,
DESIGN AND CONSTRUCTION**

**DEPARTMENT OF PUBLIC
SAFETY**

MISSOURI NATIONAL GUARD

INTERIOR AND EXTERIOR
LED LIGHTING UPGRADE
STARC RC, HQ/SEMA, MEF
BUILDING

IKE SKELTON TRAINING
FACILITY
2302 MILITIA DRIVE
JEFFERSON CITY, MO 65101

PROJECT # T2128-01
SITE # 6300
FACILITY # 8136300014

REVISION: _____
DATE: _____
REVISION: _____
DATE: _____
REVISION: _____
DATE: _____
ISSUE DATE: _____

E-2.3-2.4-
CAD DWG FILE: 075110.000.dwg
DRAWN BY: SJF
CHECKED BY: SWD
DESIGNED BY: SWD

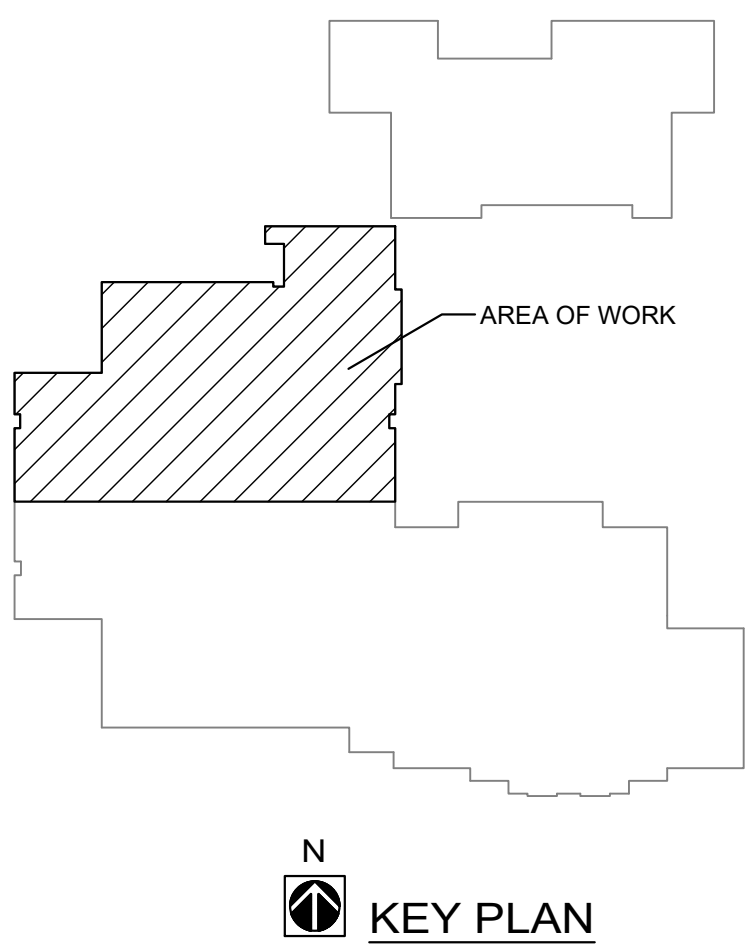
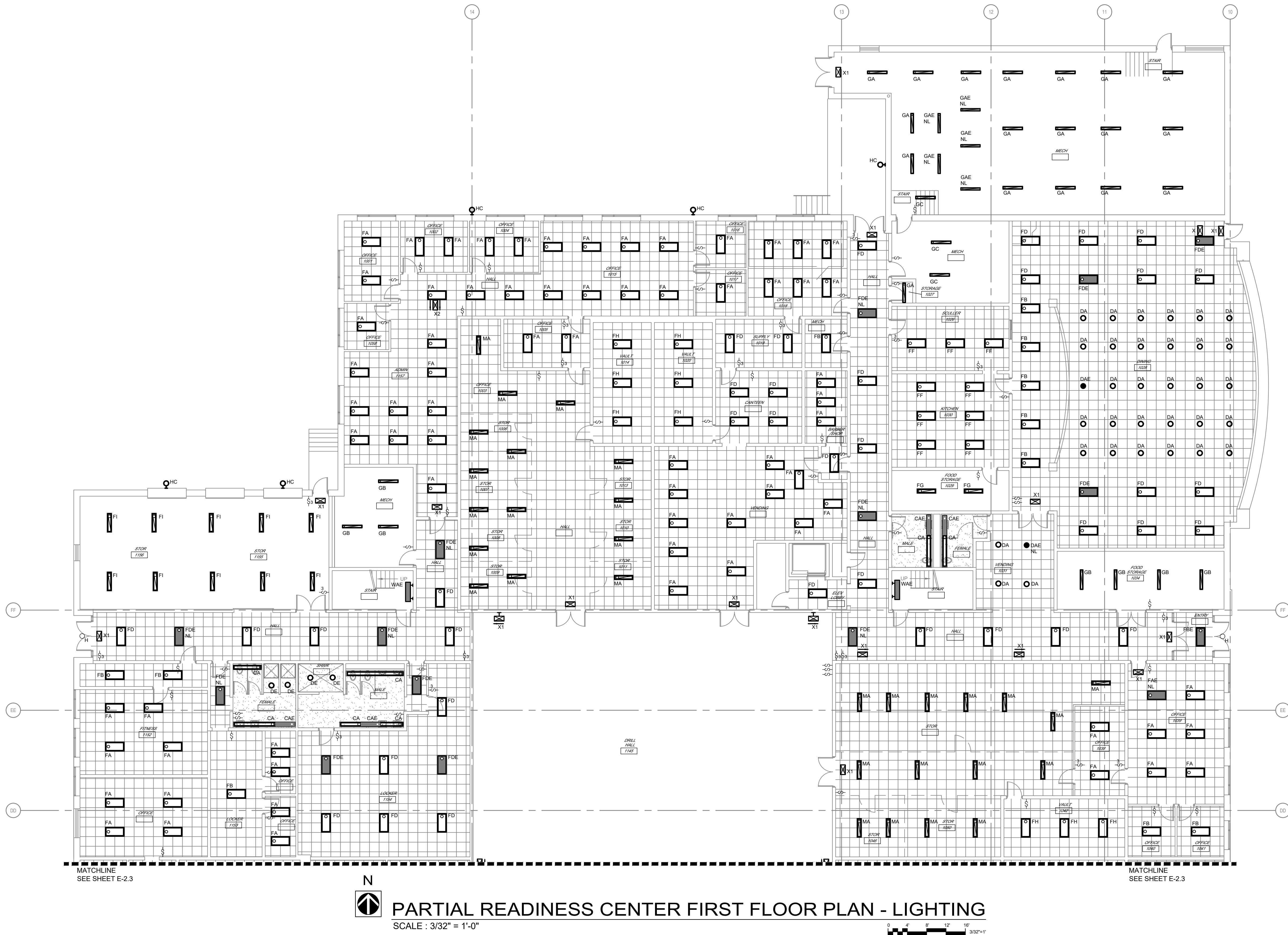
SHEET TITLE:

PARTIAL READINESS CENTER FIRST FLOOR PLAN - LIGHTING

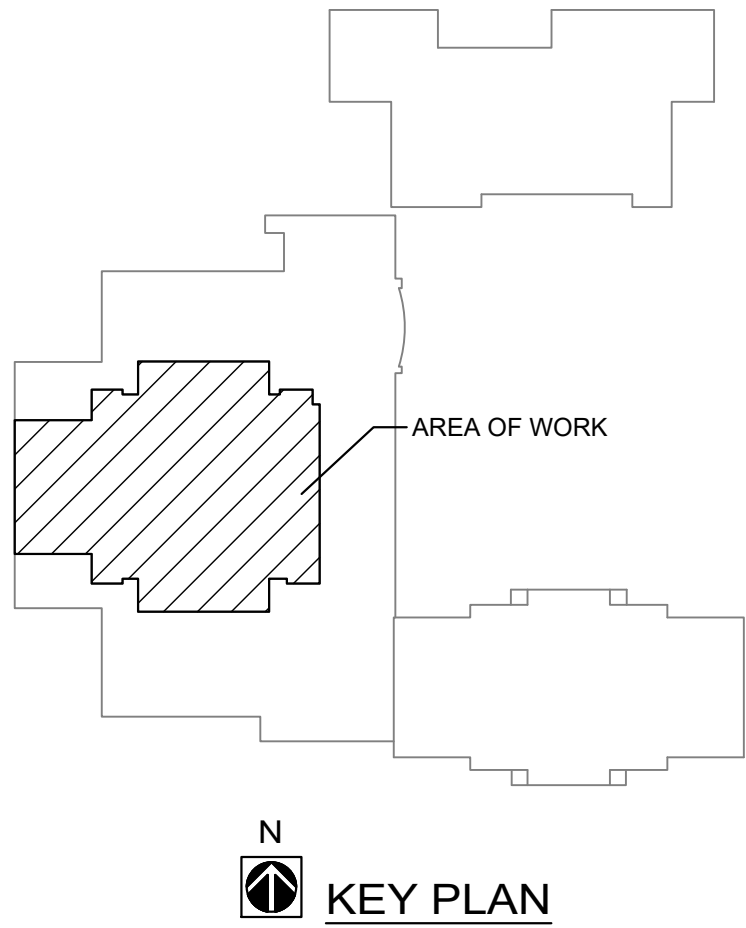
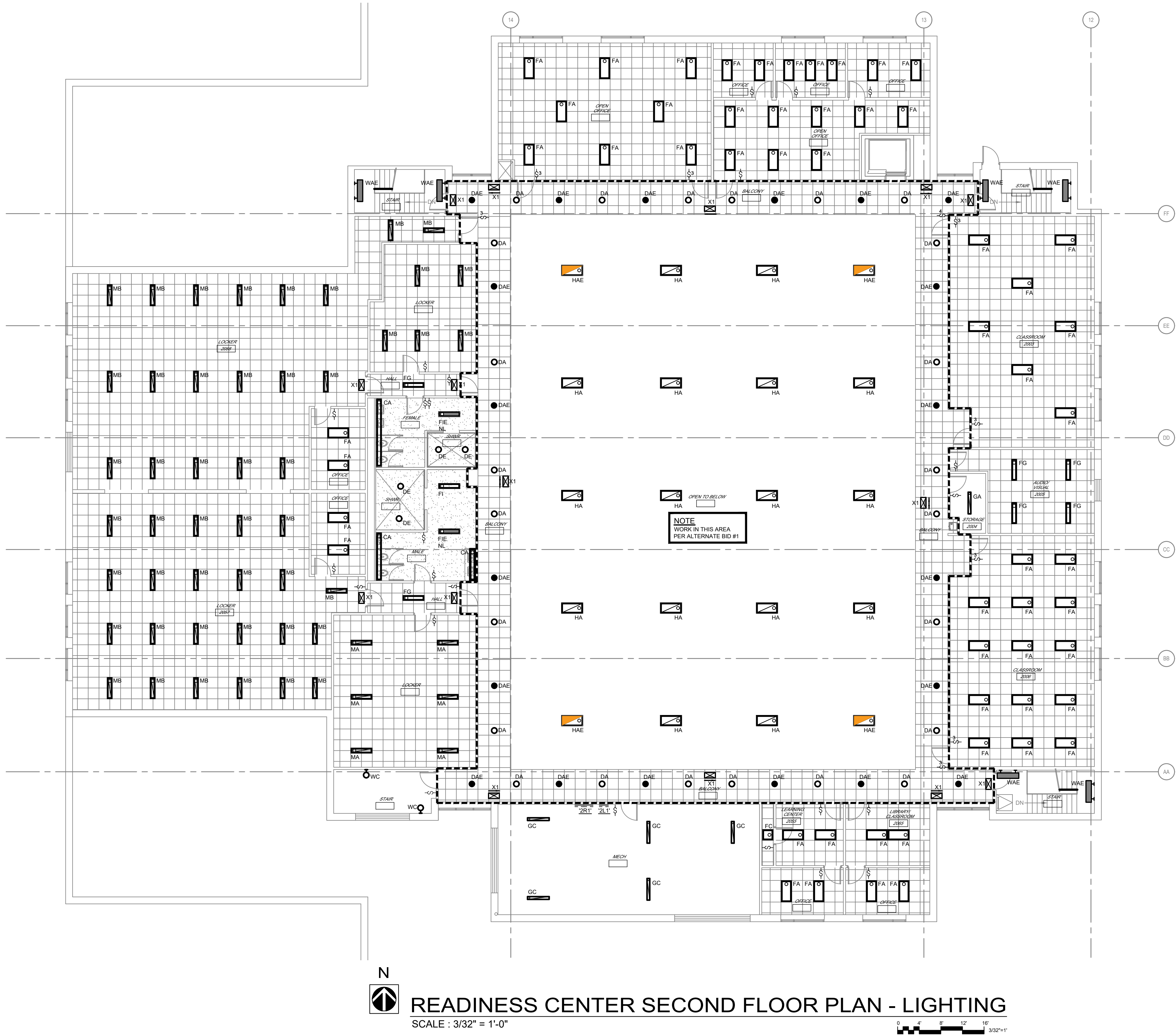
SHEET NUMBER:

E-2.4


19 OF 22 SHEETS
06/09/2022



S:\075110.000 STARC RC, HQ SEMA, MEF Bldgs Lighting\03 Electrical\DE-2.6-2.7-075110.000.dwg 10/04/21 15:25 SFreund



STATE OF MISSOURI
MICHAEL L. PARSON,
GOVERNOR



McCLURE ENGINEERING

1000 Clark Avenue
Saint Louis, Missouri 63102
T 314-645-6232
MEP Engineers:
McClure Engineering
Professional Engineering
Corporation
Missouri State Certificate of
Authority #000087

OFFICE OF ADMINISTRATION
DIVISION OF FACILITIES
MANAGEMENT,
DESIGN AND CONSTRUCTION

DEPARTMENT OF PUBLIC
SAFETY

MISSOURI NATIONAL GUARD

INTERIOR AND EXTERIOR
LED LIGHTING UPGRADE
STARC RC, HQ/SEMA, MEF
BUILDING

IKE SKELTON TRAINING
FACILITY
2302 MILITIA DRIVE
JEFFERSON CITY, MO 65101

PROJECT # T2128-01
SITE # 6300
FACILITY # 8136300013

REVISION: _____
DATE: _____
REVISION: _____
DATE: _____
REVISION: _____
DATE: _____
ISSUE DATE: _____

CAD DWG FILE: E-2.5-075110.000.dwg
DRAWN BY: SJF
CHECKED BY: SWD
DESIGNED BY: SWD

SHEET TITLE:

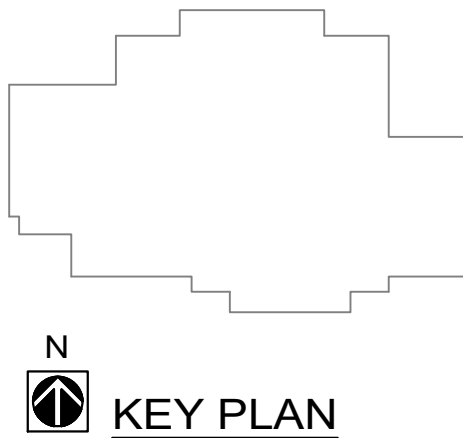
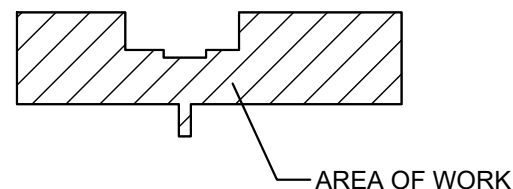
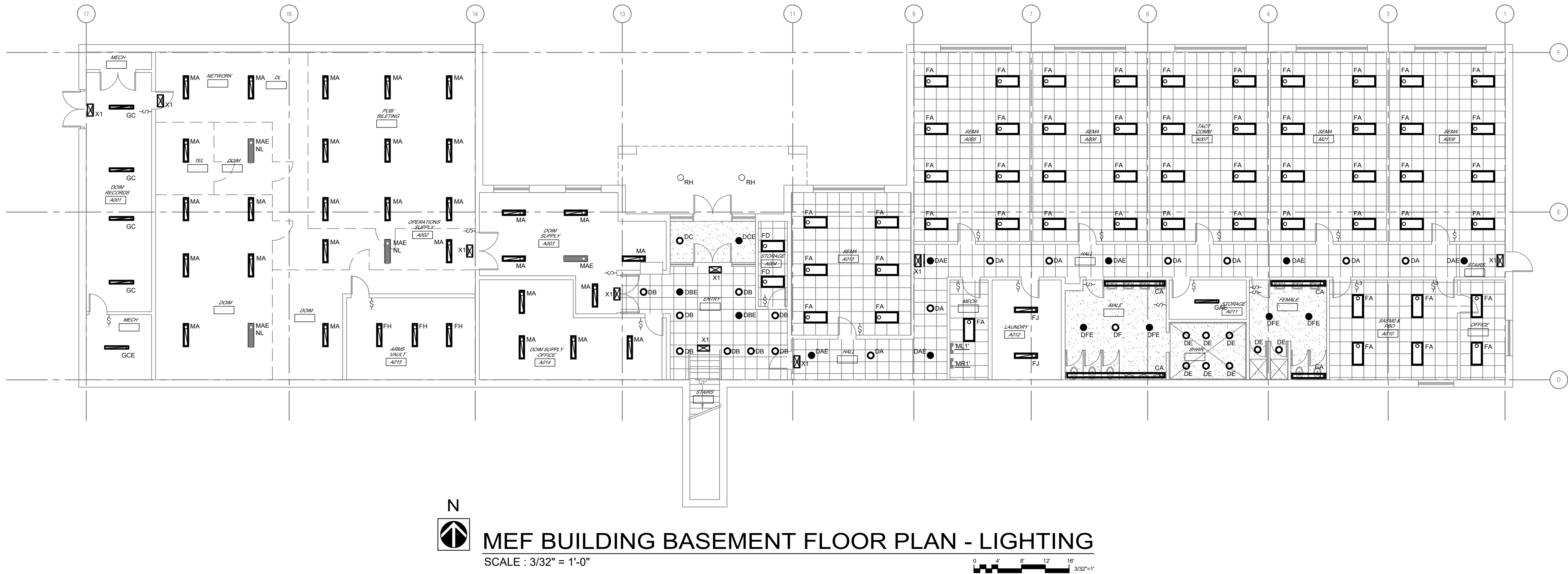
READINESS CENTER
SECOND FLOOR
PLAN - LIGHTING

SHEET NUMBER:

E-2.5

20 OF 22 SHEETS
06/09/2022

S:\075110.000 STARC RC, HQ SEMA, MEF Bldgs Lighting\03 Electrical\E-2.6-075110.000.dwg 12/22/21 10:22 SFreund



STATE OF MISSOURI
MICHAEL L. PARSON,
GOVERNOR



PHIL WENTZ
MO # E - 029111

McCLURE
ENGINEERING

1000 Clark Avenue
Saint Louis, Missouri 63102
T 314-645-6232
MEP Engineers:
McClure Engineering
Professional Engineering
Corporation
Missouri State Certificate of
Authority #000087

OFFICE OF ADMINISTRATION
DIVISION OF FACILITIES
MANAGEMENT,
DESIGN AND CONSTRUCTION

DEPARTMENT OF PUBLIC
SAFETY

MISSOURI NATIONAL GUARD

INTERIOR AND EXTERIOR
LED LIGHTING UPGRADE
STARC RC, HQ/SEMA, MEF
BUILDING

IKE SKELTON TRAINING
FACILITY
2302 MILITIA DRIVE
JEFFERSON CITY, MO 65101

PROJECT # T2128-01
SITE # 6300
FACILITY # 8136300012

REVISION: _____
DATE: _____
REVISION: _____
DATE: _____
REVISION: _____
DATE: _____

ISSUE DATE: _____

CAD DWG FILE: E-2.6-075110.000.dwg
DRAWN BY: SJF
CHECKED BY: SWD
DESIGNED BY: SWD

SHEET TITLE:

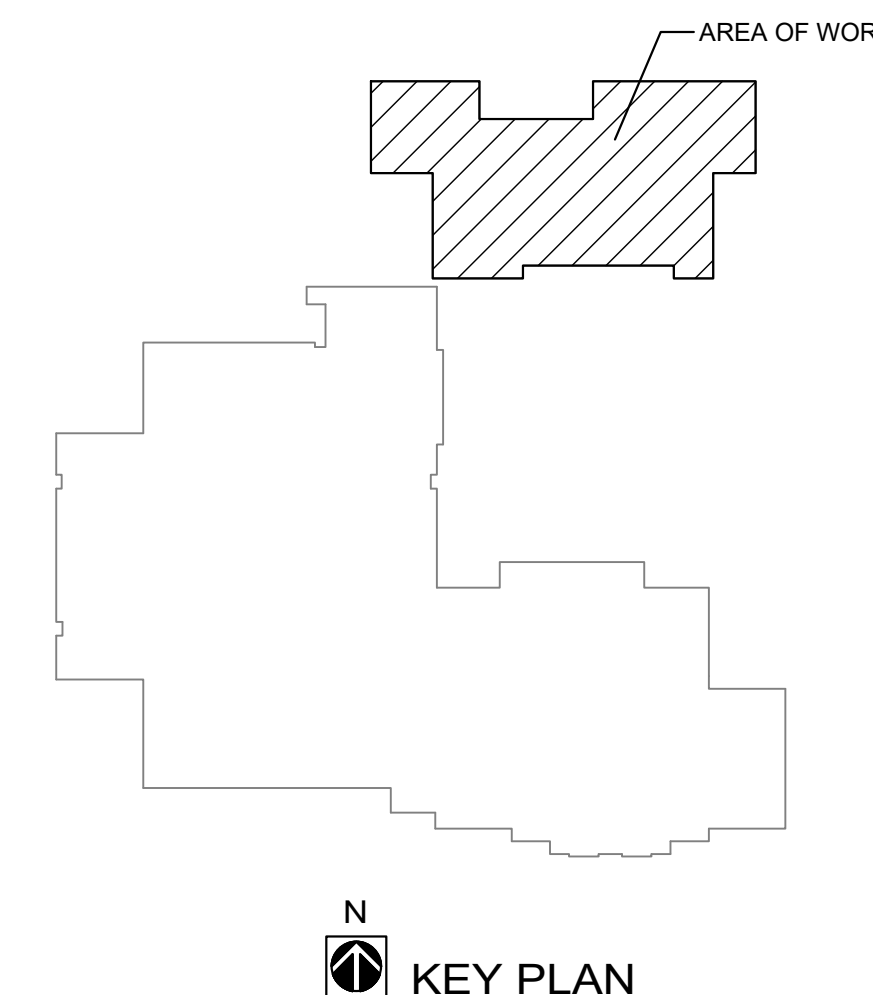
MEF BUILDING
BASEMENT FLOOR
PLAN - LIGHTING

SHEET NUMBER:

E-2.6

21 OF 22 SHEETS
06/09/2022

22 OF 22 SHEETS
06/09/2022



N
MEF BUILDING FIRST FLOOR PLAN - LIGHTING
SCALE : 3/32" = 1'-0"