NEW CAMPGROUND - REBID
MISSOURI STATE FAIRGROUNDS
SEDALIA, MISSOURI

OWNER: STATE OF MISSOURI
MIKE KEHOE,
GOVERNOR

MISSOURI DEPARTMENT OF
AGRICULTURE
MISSOURI STATE FAIRGROUNDS

PROJECT MANAGEMENT: OFFICE OF ADMINISTRATION
DIVISION OF FACILITIES MANAGEMENT,
DESIGN AND CONSTRUCTION

ALLSTATE CONSULTANTS
3312 LEMONE INDUSTRIAL BLVD.
COLUMBIA, MO 65201
(573) 875-8799
allstateconsultants.net
MISSOURI STATE CERTIFICATE
OF AUTHORITY #2007004004

REUSE OF THIS DRAWING IN ANY MANNER IS STRICTLY PROHIBITED WITHOUT THE WRITTEN APPROVAL OF ALLSTATE CONSULTANTS LLC

MALICOAT MEW INSLOW

DESIGNER: ALLSTATE CONSULTANTS LLC

PROJECT NUMBER: F2307-01

SITE NUMBER: 1501

FACILITY ASSET NUMBERS: 3511501153

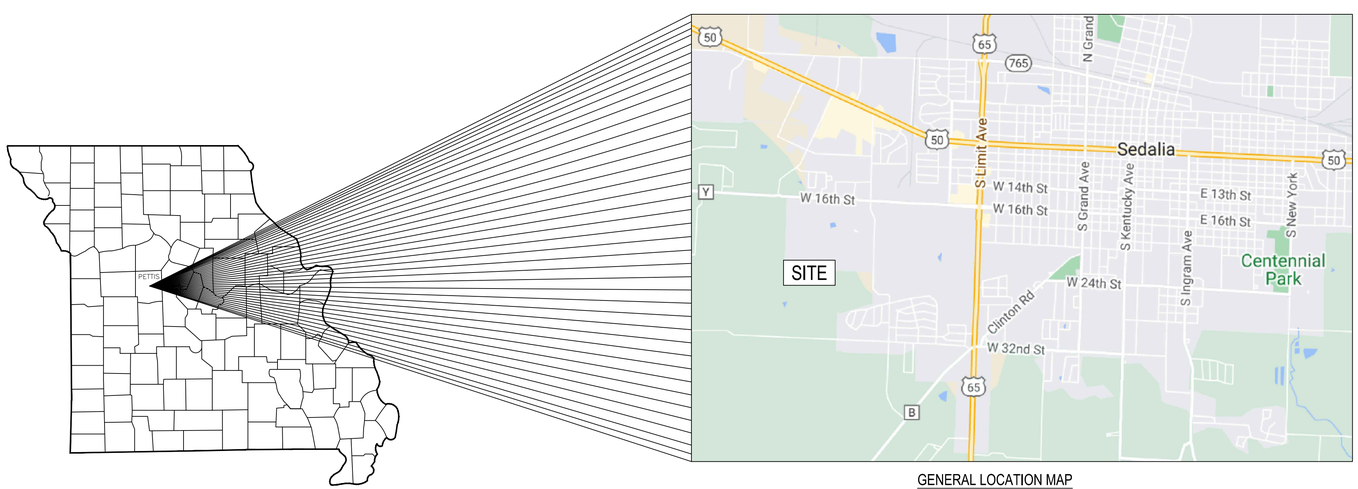

GENERAL LOCATION MAP
NOT TO SCALE

INDEX OF SHEETS

COVER SHEET	C-001
OVERALL LAYOUT	C-002
OVERALL PHASING	C-003
STREET & GRADING	
STREET & GRADING PLAN	C-101 – C-102
STREET PROFILES	C-103 – C-106
DETAILS	C-107 – C-108
SANITARY SEWER	
SANITARY SEWER PLAN	C-201 – C-204
SANITARY SEWER PROFILES	C-205 – C-212
SANITARY DETAILS	C-213 – C-215
WATERLINE	
WATERLINE PLAN	C-301 – C-302
WATERLINE DETAILS	C-303 – C-305
ELECTRIC	
SCHEDULES & SPECIFICATIONS	ME1
CAMP SITE ELECTRIC PLAN	E1 – E2
ELECTRIC RISER DIAGRAMS	E3 – E8
ELECTRIC PANEL	E9 – E11

UTILITY NOTE

MISSOURI ONE CALL SYSTEM, INC. WAS USED TO LOCATE EXISTING UTILITIES. (1-800-344-7483). THE LOCATIONS OF UNDERGROUND UTILITIES SHOWN ARE BASED UPON ABOVE GROUND STRUCTURES AND MARKINGS PROVIDED BY OTHERS. LOCATIONS OF UNDERGROUND UTILITIES/STRUCTURES MAY VARY FROM THE LOCATIONS SHOWN AND ADDITIONAL BURIED UTILITIES/STRUCTURES MAY BE ENCOUNTERED. NO EXCAVATIONS WERE MADE DURING THE PROGRESS OF THIS SURVEY TO LOCATE BURIED UTILITIES/STRUCTURES. BEFORE EXCAVATIONS ARE BEGUN, THE OFFICES OF THE UTILITY PROVIDERS SHALL BE CONTACTED FOR VERIFICATION OF UTILITY TYPE AND FIELD VERIFICATION.

UTILITY CONTACTS

WATER
CHRIS DAVIES, PE
PUBLIC WORKS DIRECTOR
CITY OF SEDALIA
200 SOUTH OSAGE AVE.
SEDALIA, MO 65301
660-827-3000

SANITARY SEWER
CHRIS DAVIES, PE
PUBLIC WORKS DIRECTOR
CITY OF SEDALIA
200 SOUTH OSAGE AVE.
SEDALIA, MO 65301
660-827-3000

MISSOURI ONE CALL SYSTEM, INC. 800-344-7483 CALL 2 DAYS BEFORE YOU DIG! mocalls.com

STATE OF MISSOURI
MIKE KEHOE,
GOVERNOR

STATE OF MISSOURI
BRIAN P. HARRINGTON
NUMBER
PE-2000162110
PROFESSIONAL ENGINEER
11/11/2025

ALLSTATE CONSULTANTS
allstateconsultants.net
3312 LEMONE INDUSTRIAL BLVD.
COLUMBIA, MO 65201
(573) 875-8799
P.O. BOX 156, 30601 HIGHWAY 5
MARCELINE, MO 64658
(660) 376-2941
410 SE THIRD ST., SUITE 103C
LEE'S SUMMIT, MO 64063
(816) 895-2310
MISSOURI STATE CERTIFICATE
OF AUTHORITY #2007004004

REUSE OF THIS DRAWING IN ANY MANNER IS STRICTLY PROHIBITED WITHOUT THE WRITTEN APPROVAL OF ALLSTATE CONSULTANTS LLC

OFFICE OF ADMINISTRATION
DIVISION OF FACILITIES MANAGEMENT,
DESIGN AND CONSTRUCTION

MISSOURI
STATE FAIRGROUNDS

NEW CAMPGROUND
CONSTRUCTION PLANS

MISSOURI
STATE FAIRGROUNDS
2503 W 16th STREET
SEDALIA, MO

PROJECT # F2307-01
SITE # 1501
ASSET # 3511501153

REVISION:
DATE:
REVISION:
DATE:
REVISION:
DATE:
ISSUE DATE: 11/11/2025

CAD DWG FILE: 23117.02-COVER.dwg
DRAWN BY: DEP
CHECKED BY: CWS
DESIGNED BY: BPH

SHEET TITLE:
COVER

SHEET NUMBER:
C-001

P:\2023\23117.02 - Campgrounds Expansion\DWG\BESIGN\23117.02-COVER1.dwg, C-001 Cover Sheet, 11/11/2025 12:26:24 PM

N

SCALE: 1" = 300'

0 150 300 600

CONVENTIONAL SYMBOLS

- IRON PIPE (UNLESS NOTED OTHERWISE)
- EXIST. CENTERLINE
- EXIST. GRAVEL
- EXIST. PAVEMENT
- FM — EXIST. FORCE MAIN
- S — EXIST. SANITARY SEWER
- W — EXIST. WATERLINE
- G — EXIST. GAS LINE
- OE — EXIST. OVERHEAD ELECTRIC
- UE — EXIST. UNDERGROUND ELECTRIC
- FO — EXIST. FIBER OPTIC
- T — EXIST. TELEPHONE
- EXIST. STORM SEWER
- X — EXIST. FENCE
- EXIST. TREE LINE
- EXIST. ADJACENT LOT LINE
- FLOWLINE
- EXISTING CONCRETE
- X — PROPOSED FENCE
- FM — PROPOSED FORCE MAIN
- SAN — PROPOSED SANITARY SEWER PROPOSED
- W 3 — PROPOSED 3" WATERLINE
- W 6 — PROPOSED 6" WATERLINE
- W 8 — PROPOSED 8" WATERLINE
- PROPOSED STORM SEWER
- E — PROPOSED UNDERGROUND – PRIMARY
- ES — PROPOSED UNDERGROUND – SECONDARY
- PROPOSED PAVEMENT
- PROPOSED TREE LINE
- 700 — EXIST. CONTOURS
- 700 — PROPOSED CONTOURS
- PROPOSED PAVEMENT
- PROPOSED SIDEWALK
- PROPOSED DIVERSION BERM
- PROPOSED SILT FENCE
- PROPOSED EASEMENT
- TCE — TEMPORARY CONSTRUCTION EASEMENT
- MH — EXIST. SANITARY MANHOLE
- CO — EXIST. SANITARY CLEAN OUT
- WM — EXIST. WATER METER
- WV — EXIST. WATER VALVE
- PRV — EXIST. PRESSURE REDUCING EXIST.
- VALVE FIRE HYDRANT
- PP — EXIST. POWER POLE
- GP — EXIST. GATE POST
- EXIST. GUY WIRE ANCHOR
- GV — EXIST. GAS VALVE
- GM — EXIST. GAS METER
- EM — EXIST. ELECTRIC METER
- EPED — EXIST. ELECTRIC PEDESTAL
- RVPED — EXIST. RV ELECTRIC PEDESTAL
- ET — EXIST. ELECTRIC TRANSFORMER
- EXIST. SIGN
- BENCHMARK
- DH — DRILL HOLE
- RIGHT-OF-WAY MARKER
- EXIST. CONIFEROUS TREE
- EXIST. DECIDUOUS TREE
- TPED — EXIST. TELEPHONE PEDESTAL
- TEL MKR — EXIST. TELEPHONE MARKER
- DITCH CHECK
- S — PROPOSED SANITARY MANHOLE
- CO — PROPOSED CLEANOUT
- PROPOSED TRANSFORMER
- EPED — PROPOSED ELECTRIC PEDESTAL
- RVPED — PROPOSED RV ELECTRIC PEDESTAL
- PROPOSED FIRE HYDRANT
- PROPOSED SPIGOT
- ARV — PROPOSED AIR RELEASE VALVE

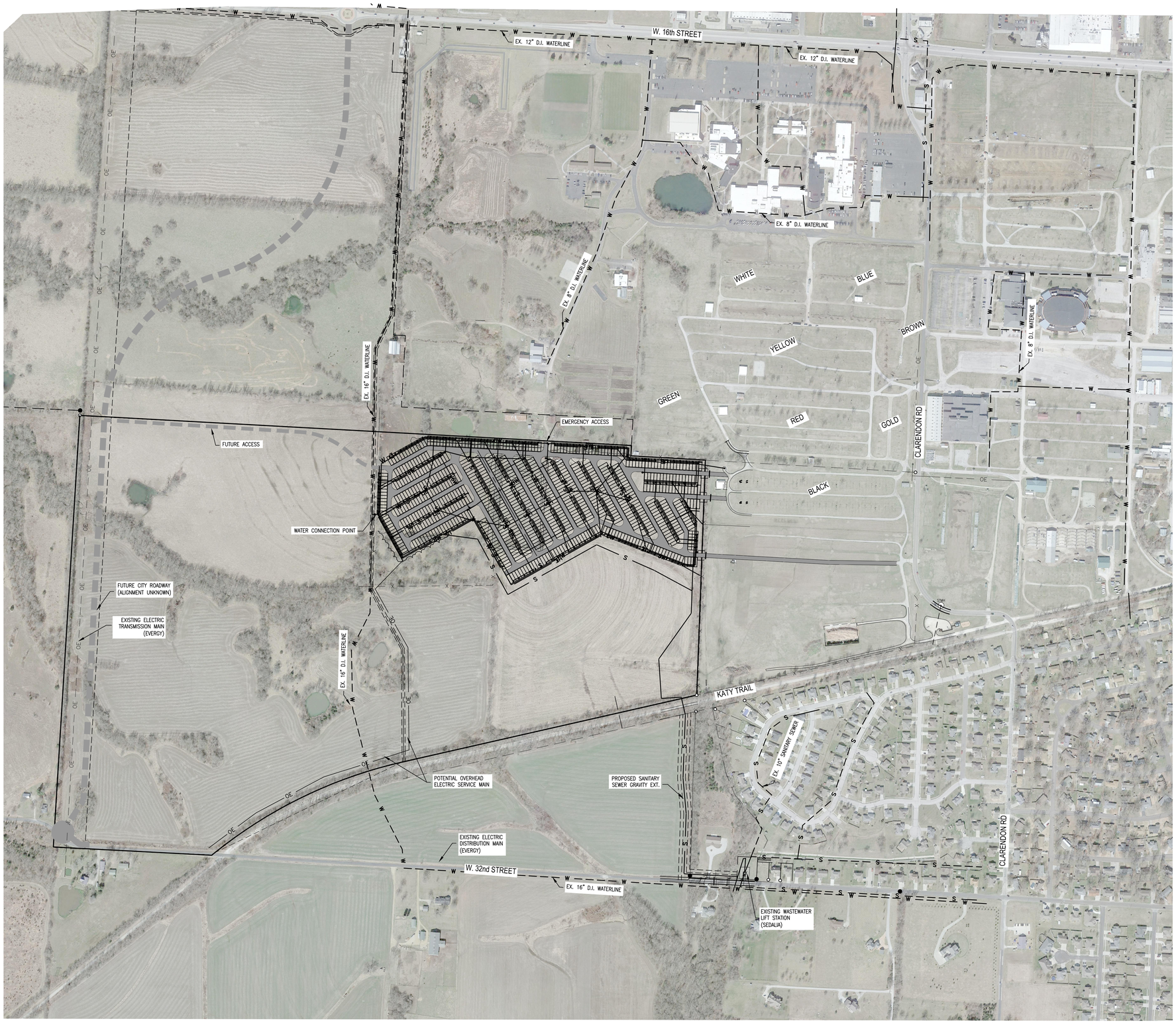

STATE OF MISSOURI
MIKE KEHOE,
GOVERNOR

STATE OF MISSOURI
BRIAN P. HARRINGTON
NUMBER PE-2000162110
PROFESSIONAL ENGINEER
11/11/2025

ALLSTATE CONSULTANTS
allstateconsultants.net
3312 LEMONE INDUSTRIAL BLVD.
COLUMBIA, MO 65201
(573) 875-8799
P.O. BOX 156, 30601 HIGHWAY 5
MARCELINE, MO 64658
(660) 376-2941
410 SE THIRD ST., SUITE 103C
LEE'S SUMMIT, MO 64063
(816) 895-2310
MISSOURI STATE CERTIFICATE OF AUTHORITY #2007004004

REUSE OF THIS DRAWING IN ANY MANNER IS STRICTLY PROHIBITED WITHOUT THE WRITTEN APPROVAL OF ALLSTATE CONSULTANTS LLC

OFFICE OF ADMINISTRATION
DIVISION OF FACILITIES MANAGEMENT,
DESIGN AND CONSTRUCTION

MISSOURI
STATE FAIRGROUNDS

NEW CAMPGROUND
CONSTRUCTION PLANS

MISSOURI
STATE FAIRGROUNDS
2503 W 16th STREET
SEDALIA, MO

PROJECT # F2307-01
SITE # 1501
ASSET # 3511501153

REVISION:
DATE:
REVISION:
DATE:
REVISION:
DATE:
ISSUE DATE: 11/11/2025

CAD DWG FILE: 23117.02-SHEETSBASE
DRAWN BY: DEP
CHECKED BY: CWS
DESIGNED BY: BPH

SHEET TITLE:

OVERALL LAYOUT

SHEET NUMBER:

C-002

P:\2023\23117.02 - Campgrounds Expansion\DWG\DESIGN\23117.02-SHEETSBASE.dwg, C-002 OVERALL SITE LAYOUT, 11/11/2025 12:27:07 PM

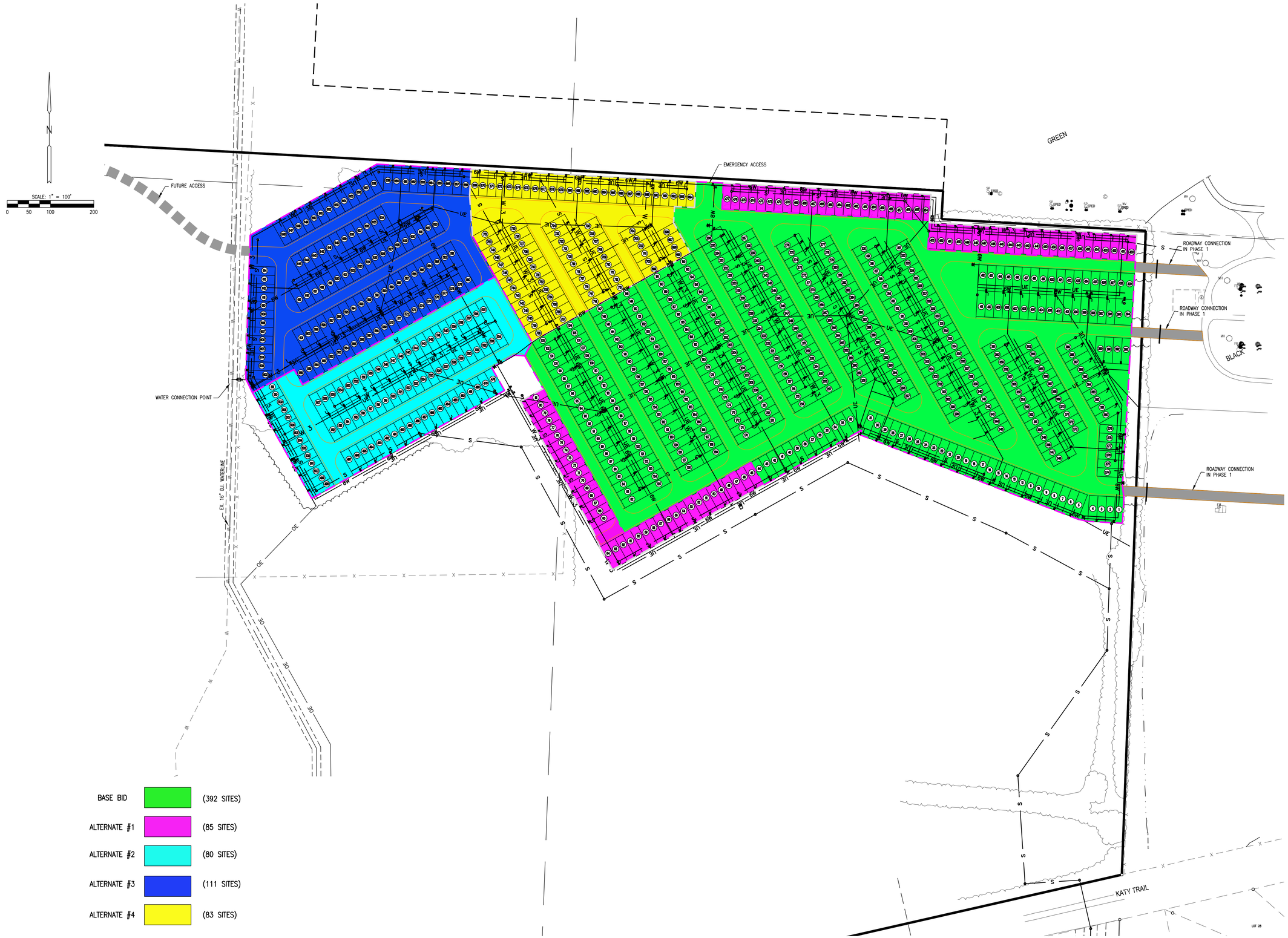

STATE OF MISSOURI
MIKE KEHOE,
GOVERNOR

STATE OF MISSOURI
BRIAN P. HARRINGTON
NUMBER
PE-2000162110
PROFESSIONAL ENGINEER
11/11/2025

ALLSTATE CONSULTANTS
allstateconsultants.net
3312 LEMONE INDUSTRIAL BLVD.
COLUMBIA, MO 65201
(573) 875-8799
P.O. BOX 156, 30601 HIGHWAY 5
MARCELINE, MO 64658
(660) 376-2941
410 SE THIRD ST., SUITE 103C
LEE'S SUMMIT, MO 64063
(816) 895-2310
MISSOURI STATE CERTIFICATE OF AUTHORITY #2007004004

REUSE OF THIS DRAWING IN ANY MANNER IS STRICTLY PROHIBITED WITHOUT THE WRITTEN APPROVAL OF ALLSTATE CONSULTANTS LLC

OFFICE OF ADMINISTRATION
DIVISION OF FACILITIES MANAGEMENT,
DESIGN AND CONSTRUCTION

MISSOURI
STATE FAIRGROUNDS

NEW CAMPGROUND
CONSTRUCTION PLANS

MISSOURI
STATE FAIRGROUNDS
2503 W 16th STREET
SEDALIA, MO

PROJECT # F2307-01
SITE # 1501
ASSET # 3511501153

REVISION:
DATE:
REVISION:
DATE:
REVISION:
DATE:
ISSUE DATE: 11/11/2025

CAD DWG FILE: 23117.02-SHEETSBASE
DRAWN BY: DEP
CHECKED BY: CWS
DESIGNED BY: BPH

SHEET TITLE:
OVERALL PHASING

SHEET NUMBER:
C-003

P:\2023\23117.02 - Campgrounds Expansion\DWG\DESIGN\23117.02-SHEETSBASE.dwg, C-003 OVERALL PHASING, 11/11/2025 1:01:06 PM

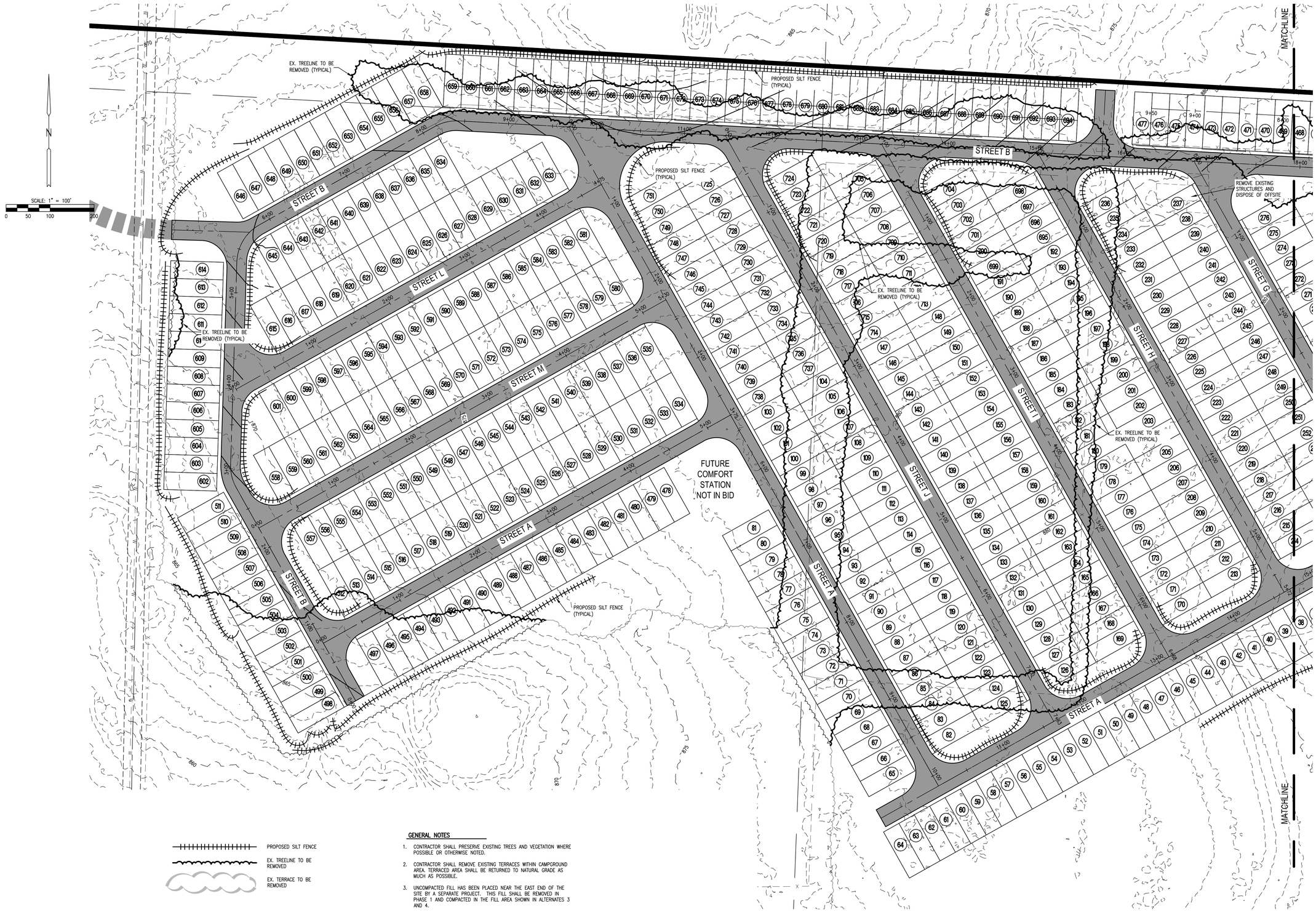

PROPOSED SILT FENCE

EX. TREELINE TO BE REMOVED

EX. TERRACE TO BE REMOVED

GENERAL NOTES

1. CONTRACTOR SHALL PRESERVE EXISTING TREES AND VEGETATION WHERE POSSIBLE OR OTHERWISE NOTED.
2. CONTRACTOR SHALL REMOVE EXISTING TERRACES WITHIN CAMPGROUND AREA. TERRACED AREA SHALL BE RETURNED TO NATURAL GRADE AS MUCH AS POSSIBLE.
3. UNCOMPACTED FILL HAS BEEN PLACED NEAR THE EAST END OF THE SITE BY A SEPARATE PROJECT. THIS FILL SHALL BE REMOVED IN PHASE 1 AND COMPACTED IN THE FILL AREA SHOWN IN ALTERNATES 3 AND 4.
4. EXCEPT AS CALLED OUT IN NOTES 2 AND 3 ABOVE, ONLY MINOR GRADING IS ANTICIPATED TO SHAPE INDIVIDUAL CAMPSITES TO FIT THE TYPICAL CAMPSITE GRADING DETAIL SHOWN ON SHEET C108.

STATE OF MISSOURI
MIKE KEHOE,
GOVERNOR

STATE OF MISSOURI
BRIAN P. HARRINGTON
NUMBER PE-2000162110
PROFESSIONAL ENGINEER
11/11/2025

ALLSTATE CONSULTANTS
allstateconsultants.net
3312 LEMONE INDUSTRIAL BLVD.
COLUMBIA, MO 65201
(573) 875-8799
P.O. BOX 156, 30601 HIGHWAY 5
MARCELINE, MO 64658
(660) 376-2941
410 SE THIRD ST., SUITE 103C
LEE'S SUMMIT, MO 64063
(816) 895-2310
MISSOURI STATE CERTIFICATE OF AUTHORITY #2007004004

REUSE OF THIS DRAWING IN ANY MANNER IS STRICTLY PROHIBITED WITHOUT THE WRITTEN APPROVAL OF ALLSTATE CONSULTANTS LLC

OFFICE OF ADMINISTRATION
DIVISION OF FACILITIES MANAGEMENT, DESIGN AND CONSTRUCTION

MISSOURI STATE FAIRGROUNDS

NEW CAMPGROUND CONSTRUCTION PLANS

MISSOURI STATE FAIRGROUNDS
2503 W 16th STREET
SEDALIA, MO

PROJECT # F2307-01
SITE # 1501
ASSET # 3511501153

REVISION:
DATE:
REVISION:
DATE:
REVISION:
DATE:
ISSUE DATE: 11/11/2025

CAD DWG FILE: 23117.02-SHEETSBASE
DRAWN BY: DEP
CHECKED BY: CWS
DESIGNED BY: BPH

SHEET TITLE:

STREET AND GRADING

SHEET NUMBER:

C-101

P:\2023\23117.02 - Campground Expansion\DWG\DESIGN\23117.02-SHEETSBASE GRADING.dwg, C-101, 11/11/2025 12:39:18 PM

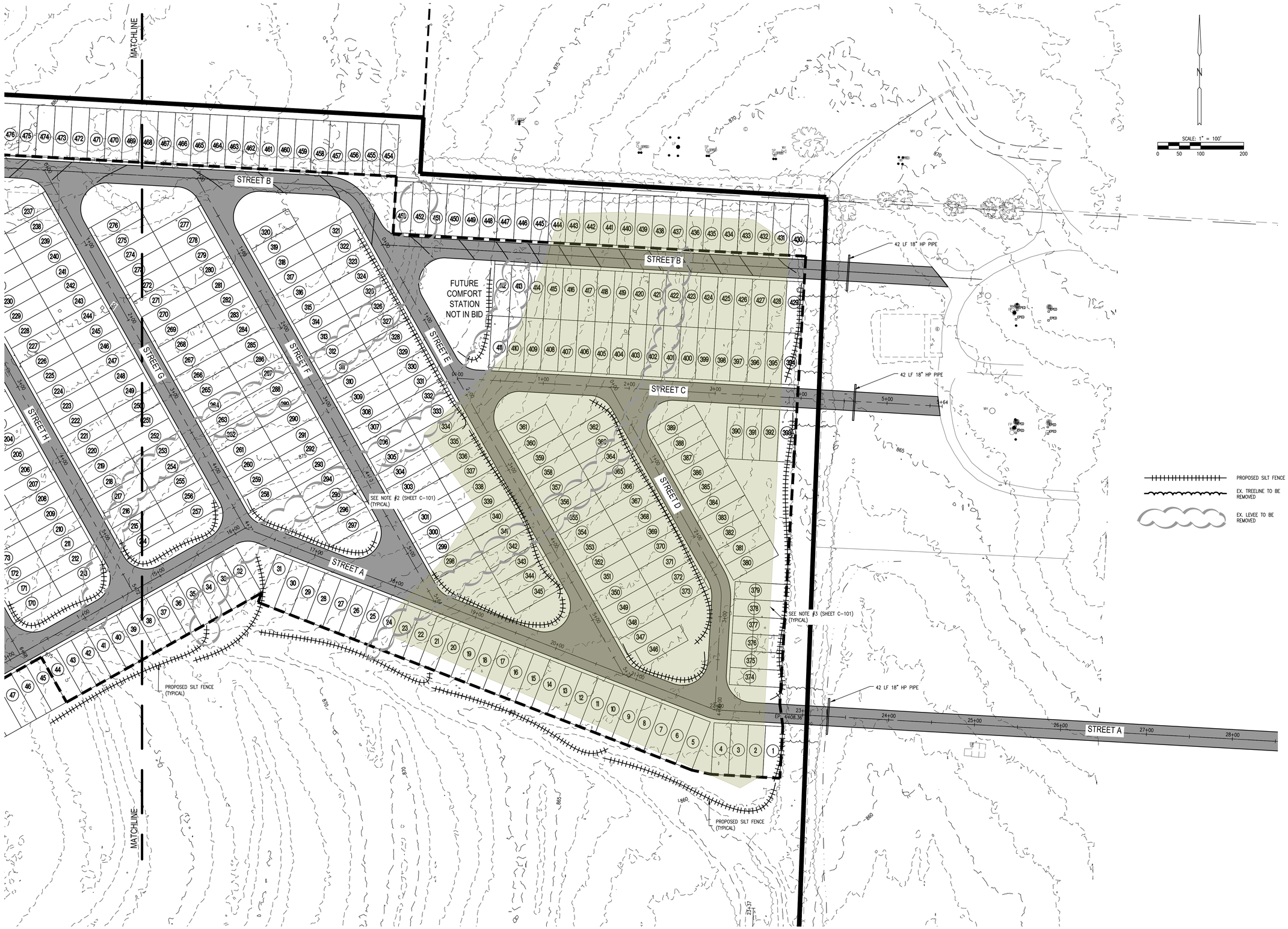

STATE OF MISSOURI
MIKE KEHOE,
GOVERNOR

STATE OF MISSOURI
BRIAN P. HARRINGTON
NUMBER
PE-2000162110
PROFESSIONAL ENGINEER
11/11/2025

ALLSTATE CONSULTANTS
allstateconsultants.net
3312 LEMONE INDUSTRIAL BLVD.
COLUMBIA, MO 65201
(573) 875-8799
P.O. BOX 156, 30601 HIGHWAY 5
MARCELINE, MO 64658
(660) 376-2941
410 SE THIRD ST., SUITE 103C
LEE'S SUMMIT, MO 64063
(816) 895-2310
MISSOURI STATE CERTIFICATE OF AUTHORITY #2007004004

REUSE OF THIS DRAWING IN ANY MANNER IS STRICTLY PROHIBITED WITHOUT THE WRITTEN APPROVAL OF ALLSTATE CONSULTANTS LLC

OFFICE OF ADMINISTRATION
DIVISION OF FACILITIES MANAGEMENT,
DESIGN AND CONSTRUCTION

MISSOURI
STATE FAIRGROUNDS

NEW CAMPGROUND
CONSTRUCTION PLANS

MISSOURI
STATE FAIRGROUNDS
2503 W 16th STREET
SEDALIA, MO

PROJECT # F2307-01
SITE # 1501
ASSET # 351501153

REVISION:
DATE:
REVISION:
DATE:
REVISION:
DATE:
ISSUE DATE: 11/11/2025

CAD DWG FILE: 23117.02-SHEETSBASE
DRAWN BY: DEP
CHECKED BY: CWS
DESIGNED BY: BPH

SHEET TITLE:

STREET AND GRADING

SHEET NUMBER:

C-102

P:\2023\23117.02 - Campgrounds Expansion\DWG\DESIGN\23117.02-SHEETSBASE GRADING.dwg, C-102, 11/11/2025 12:39:57 PM



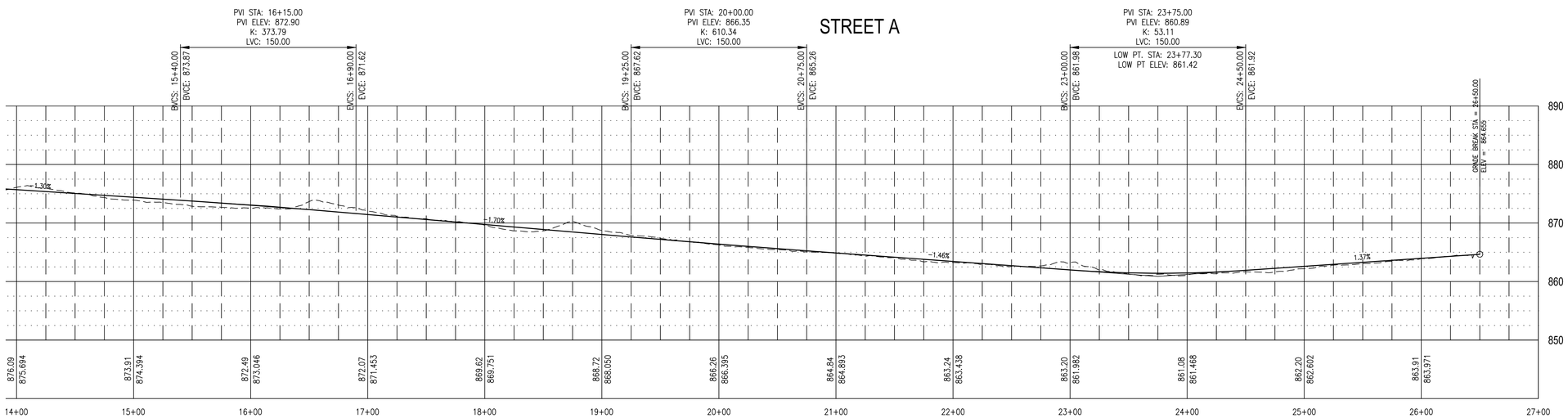

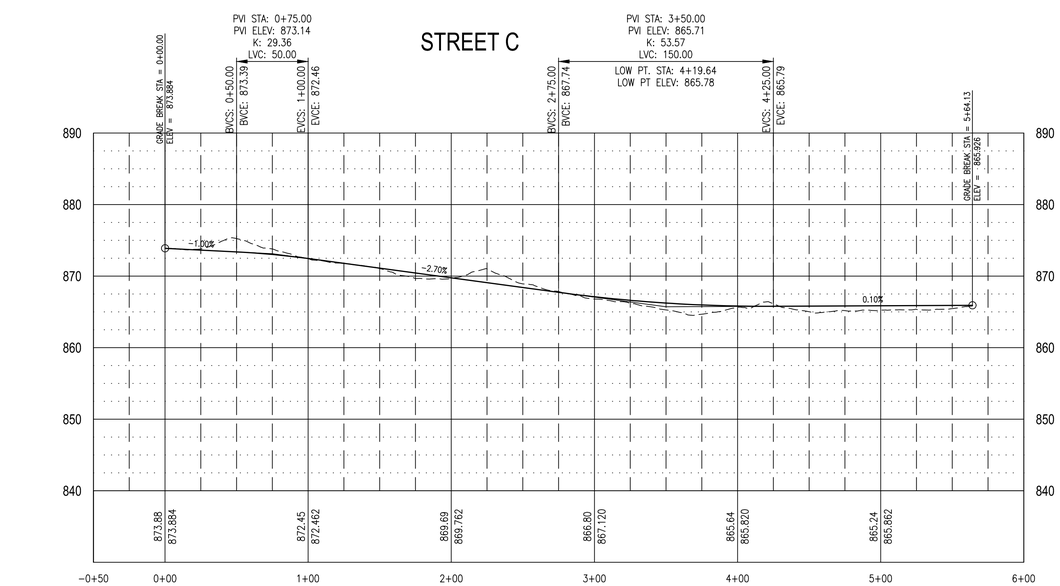

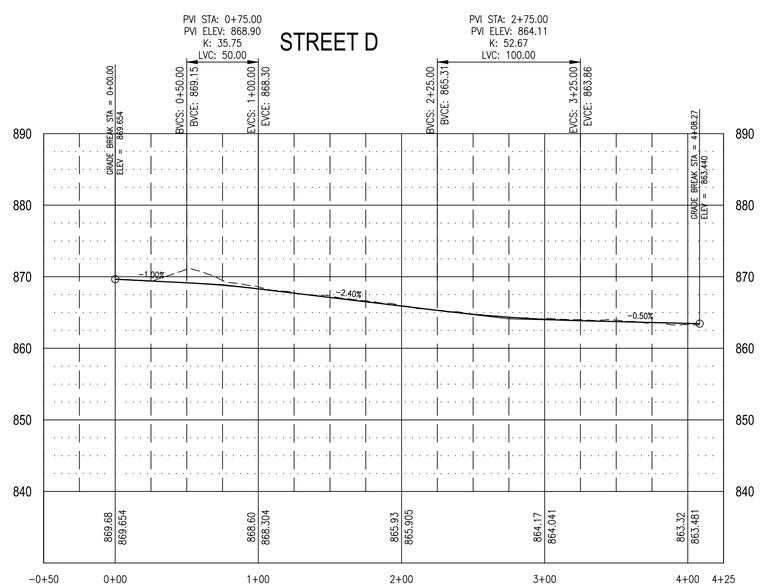

STATE OF MISSOURI
MIKE KEHOE,
GOVERNOR

STATE OF MISSOURI
BRIAN P. HARRINGTON
NUMBER
PE-2000162110
PROFESSIONAL ENGINEER
11/11/2025

ALLSTATE CONSULTANTS
allstateconsultants.net
3312 LEMONE INDUSTRIAL BLVD.
COLUMBIA, MO 65201
(573) 875-8799
P.O. BOX 156, 30601 HIGHWAY 5
MARCELINE, MO 64658
(660) 376-2941
410 SE THIRD ST., SUITE 103C
LEE'S SUMMIT, MO 64063
(816) 895-2310
MISSOURI STATE CERTIFICATE
OF AUTHORITY #2007004004

REUSE OF THIS DRAWING IN ANY MANNER IS STRICTLY PROHIBITED WITHOUT THE WRITTEN APPROVAL OF ALLSTATE CONSULTANTS LLC

OFFICE OF ADMINISTRATION
DIVISION OF FACILITIES
MANAGEMENT,
DESIGN AND CONSTRUCTION

MISSOURI
STATE FAIRGROUNDS

NEW CAMPGROUND
CONSTRUCTION PLANS

MISSOURI
STATE FAIRGROUNDS
2503 W 16th STREET
SEDALIA, MO

PROJECT # F2307-01
SITE # 1501
ASSET # 3511501153

REVISION:
DATE:
REVISION:
DATE:
REVISION:
DATE:
ISSUE DATE: 11/11/2025

CAD DWG FILE: 23117.02-SHEETSBASE
DRAWN BY: DEP
CHECKED BY: CWS
DESIGNED BY: BPH

SHEET TITLE:
STREET PROFILES

SHEET NUMBER:
C-103

P:\2023\23117.02 - Campground Expansion\DWG\DESIGN\23117.02-SHEETSBASE GRADING.dwg, C-103, 11/11/2025 12:40:59 PM

STREET B

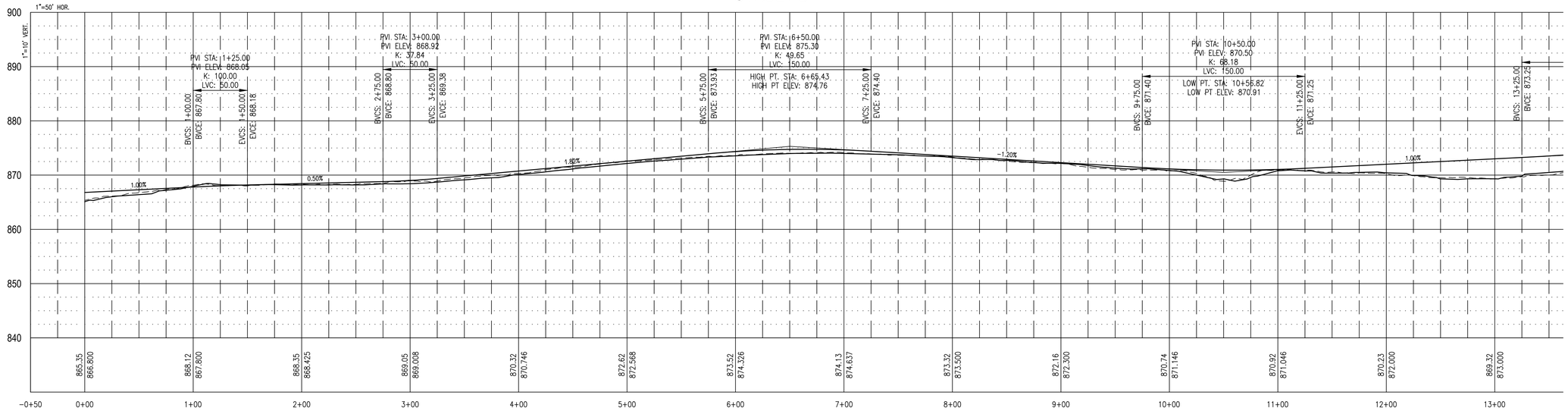

STREET B

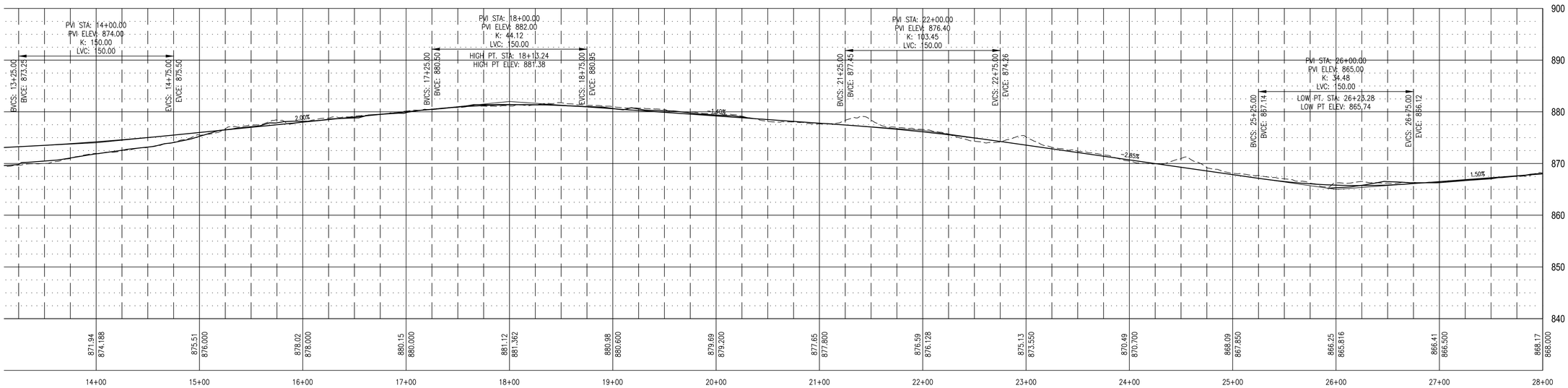

STATE OF MISSOURI
MIKE KEHOE,
GOVERNOR

STATE OF MISSOURI
BRIAN P. HARRINGTON
NUMBER PE-2000162110
PROFESSIONAL ENGINEER
11/11/2025

ALLSTATE CONSULTANTS
allstateconsultants.net
3312 LEMONE INDUSTRIAL BLVD.
COLUMBIA, MO 65201
(573) 875-8799
P.O. BOX 156, 30601 HIGHWAY 5
MARCELINE, MO 64658
(660) 376-2941
410 SE THIRD ST., SUITE 103C
LEE'S SUMMIT, MO 64063
(816) 895-2310
MISSOURI STATE CERTIFICATE OF AUTHORITY #2007004004

REUSE OF THIS DRAWING IN ANY MANNER IS STRICTLY PROHIBITED WITHOUT THE WRITTEN APPROVAL OF ALLSTATE CONSULTANTS LLC

OFFICE OF ADMINISTRATION
DIVISION OF FACILITIES MANAGEMENT,
DESIGN AND CONSTRUCTION

MISSOURI
STATE FAIRGROUNDS

NEW CAMPGROUND
CONSTRUCTION PLANS

MISSOURI
STATE FAIRGROUNDS
2503 W 16th STREET
SEDALIA, MO

PROJECT # F2307-01
SITE # 1501
ASSET # 3511501153

REVISION:
DATE:
REVISION:
DATE:
REVISION:
DATE:
ISSUE DATE: 11/11/2025

CAD DWG FILE: 23117.02-SHEETSBASE
DRAWN BY: DEP
CHECKED BY: CWS
DESIGNED BY: BPH

SHEET TITLE:

STREET PROFILES

SHEET NUMBER:

C-104

P:\2023\23117.02 - Campgrounds Expansion\DWG\DESIGN\23117.02-SHEETSBASE GRADING.dwg, C-104, 11/11/2025 12:42:17 PM

STREET E

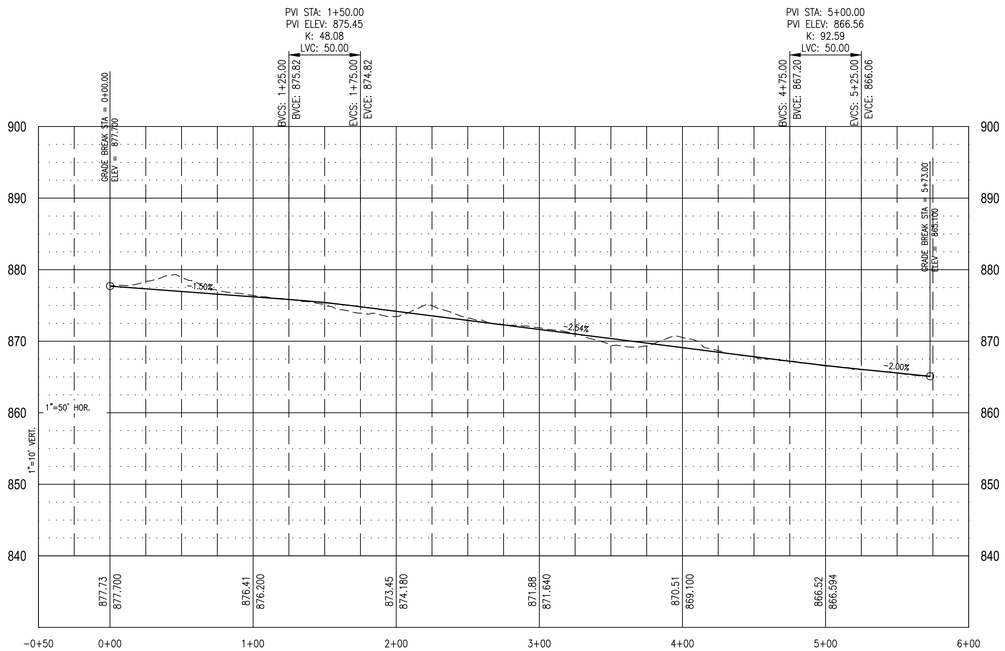

STREET F

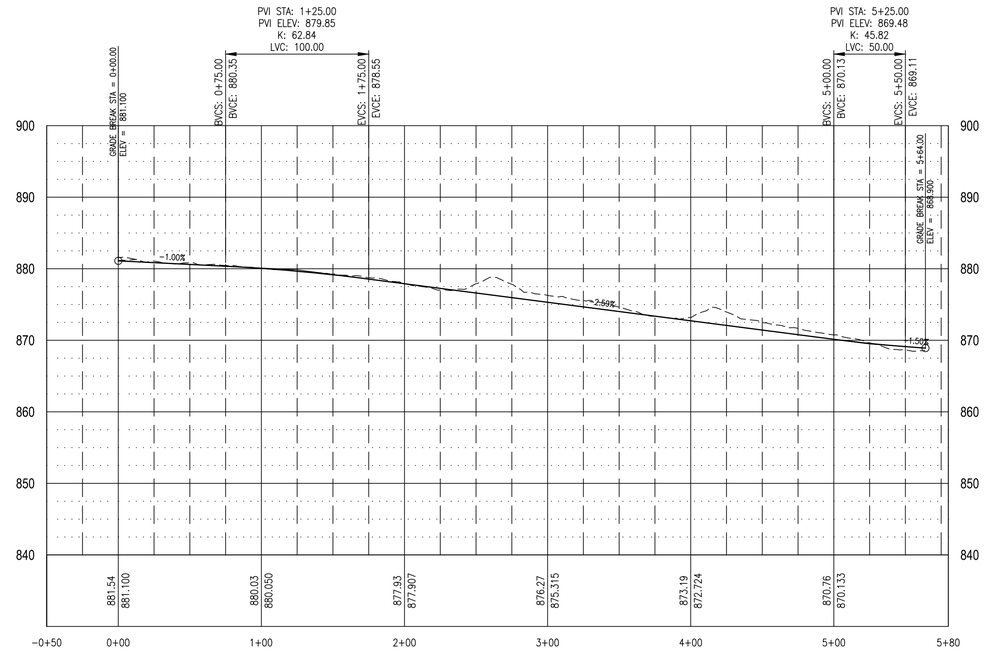

STREET G

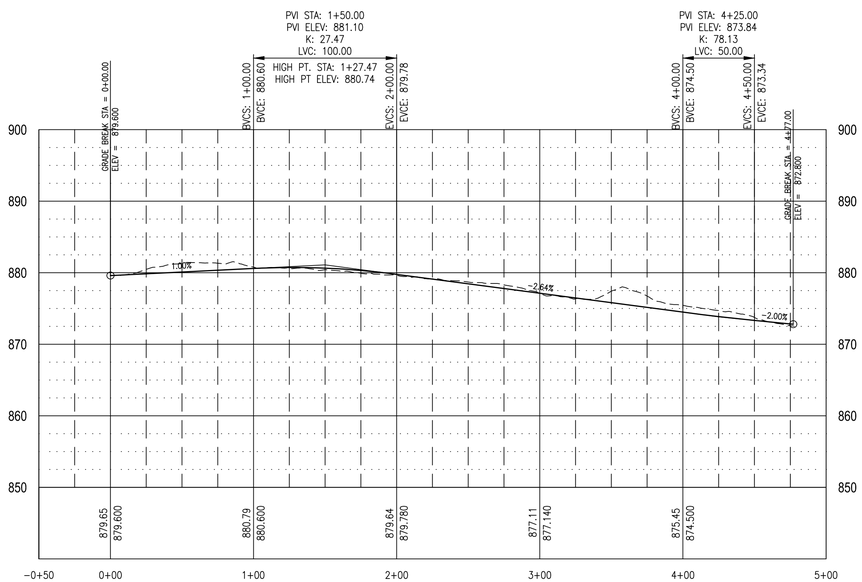

STREET H

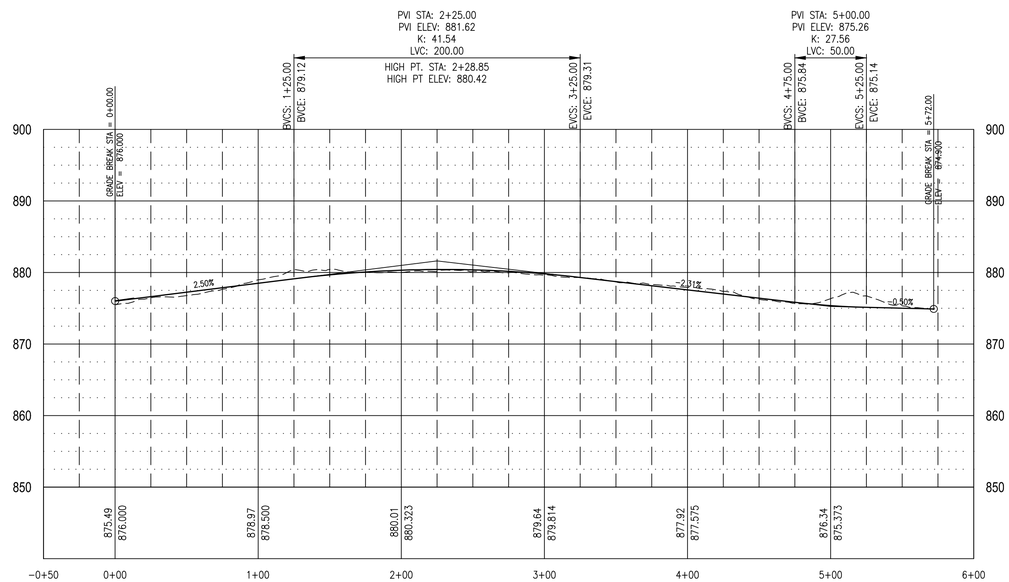

STATE OF MISSOURI
MIKE KEHOE,
GOVERNOR

STATE OF MISSOURI
BRIAN P. HARRINGTON
NUMBER
PE-2000162110
PROFESSIONAL ENGINEER
11/11/2025

ALLSTATE CONSULTANTS
allstateconsultants.net
3312 LEMONE INDUSTRIAL BLVD.
COLUMBIA, MO 65201
(573) 875-8799
P.O. BOX 156, 30601 HIGHWAY 5
MARCELINE, MO 64658
(660) 376-2941
410 SE THIRD ST., SUITE 103C
LEE'S SUMMIT, MO 64063
(816) 895-2310
MISSOURI STATE CERTIFICATE OF AUTHORITY #2007004004

REUSE OF THIS DRAWING IN ANY MANNER IS STRICTLY PROHIBITED WITHOUT THE WRITTEN APPROVAL OF ALLSTATE CONSULTANTS LLC

OFFICE OF ADMINISTRATION
DIVISION OF FACILITIES MANAGEMENT,
DESIGN AND CONSTRUCTION

MISSOURI
STATE FAIRGROUNDS

NEW CAMPGROUND
CONSTRUCTION PLANS

MISSOURI
STATE FAIRGROUNDS
2503 W 16th STREET
SEDALIA, MO

PROJECT # F2307-01
SITE # 1501
ASSET # 3511501153

REVISION:
DATE:
REVISION:
DATE:
REVISION:
DATE:
ISSUE DATE: 11/11/2025

CAD DWG FILE: 23117.02-SHEETSBASE
DRAWN BY: DEP
CHECKED BY: CWS
DESIGNED BY: BPH

SHEET TITLE:

STREET PROFILES

SHEET NUMBER:

C-105

P:\2023\23117.02 - Campgrounds Expansion\DWG\DESIGN\23117.02-SHEETSBASE GRADING.dwg, C-105, 11/11/2025 12:44:24 PM

STREET I

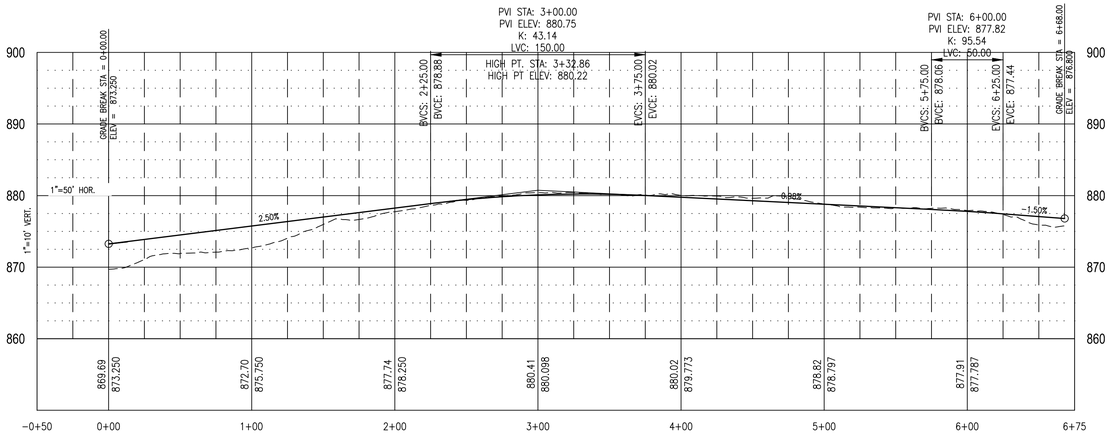

STREET K

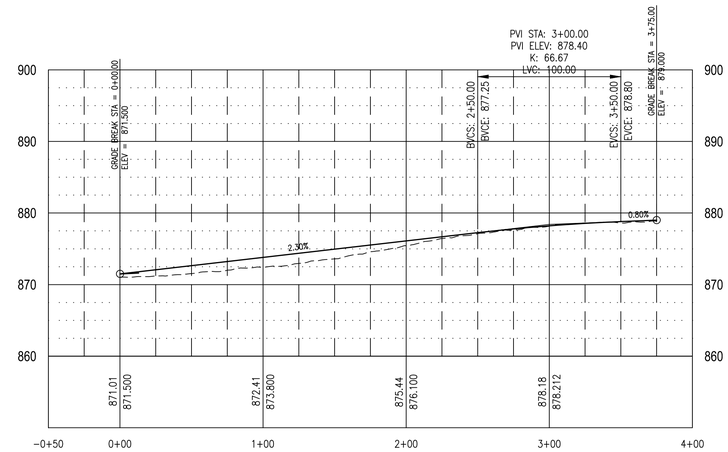

STREET I

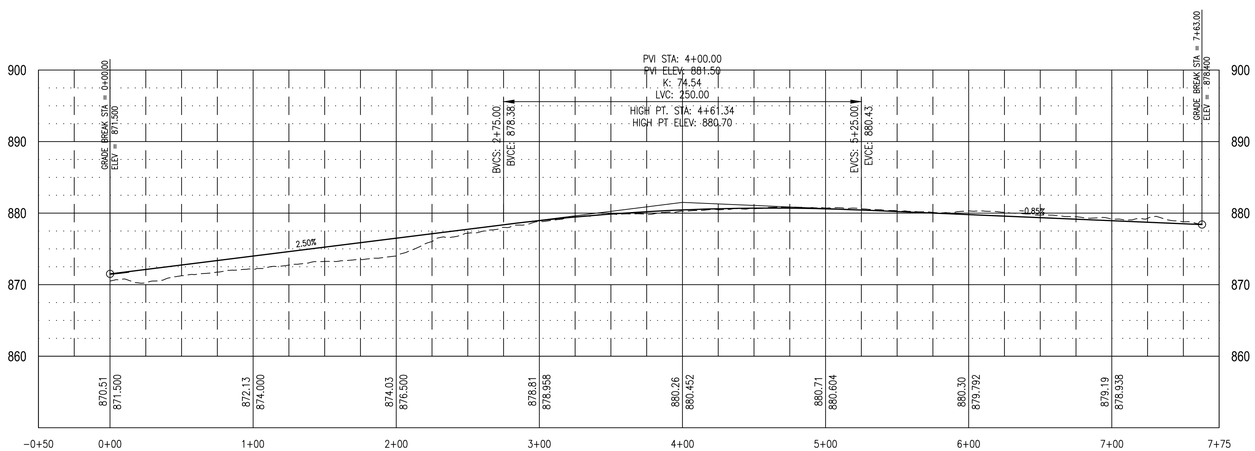

STREET L

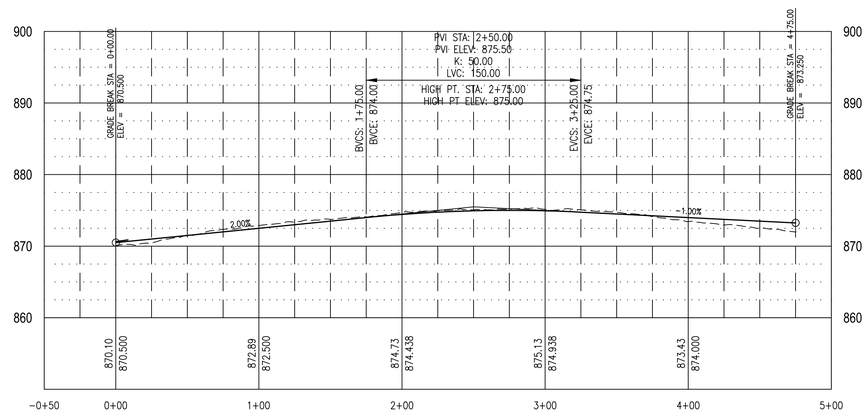

STREET M

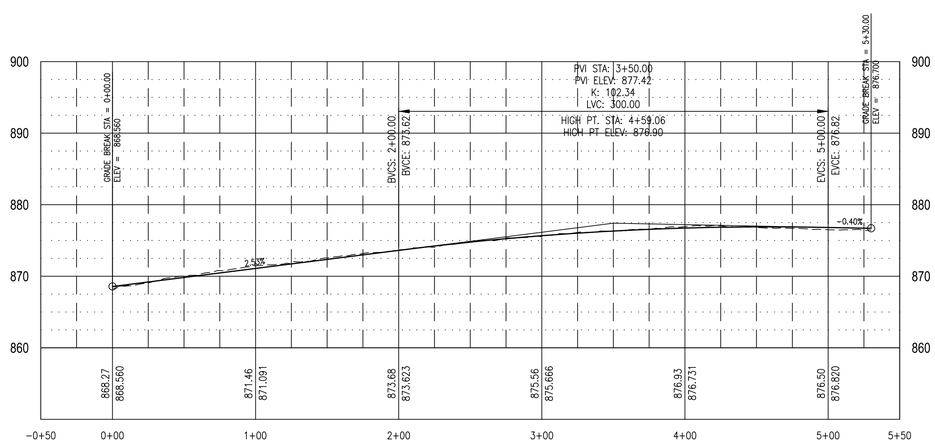

STATE OF MISSOURI
MIKE KEHOE,
GOVERNOR

STATE OF MISSOURI
BRIAN P. HARRINGTON
NUMBER PE-2000162140
PROFESSIONAL ENGINEER
11/11/2025

ALLSTATE CONSULTANTS
allstateconsultants.net
3312 LEMONE INDUSTRIAL BLVD.
COLUMBIA, MO 65201
(573) 875-8799
P.O. BOX 156, 30601 HIGHWAY 5
MARCELINE, MO 64658
(660) 376-2941
410 SE THIRD ST., SUITE 103C
LEE'S SUMMIT, MO 64063
(816) 895-2310
MISSOURI STATE CERTIFICATE OF AUTHORITY #2007004004

REUSE OF THIS DRAWING IN ANY MANNER IS STRICTLY PROHIBITED WITHOUT THE WRITTEN APPROVAL OF ALLSTATE CONSULTANTS LLC

OFFICE OF ADMINISTRATION
DIVISION OF FACILITIES MANAGEMENT,
DESIGN AND CONSTRUCTION

MISSOURI
STATE FAIRGROUNDS

NEW CAMPGROUND
CONSTRUCTION PLANS

MISSOURI
STATE FAIRGROUNDS
2503 W 16th STREET
SEDALIA, MO

PROJECT # F2307-01
SITE # 1501
ASSET # 3511501153

REVISION:
DATE:
REVISION:
DATE:
REVISION:
DATE:
ISSUE DATE: 11/11/2025

CAD DWG FILE: 23117.02-SHEETSBASE
DRAWN BY: DEP
CHECKED BY: CWS
DESIGNED BY: BPH

SHEET TITLE:
STREET PROFILES

SHEET NUMBER:
C-106

P:\2023\23117.02 - Campground Expansion\DWG\DESIGN\23117.02-SHEETSBASE GRADING.dwg, C-106, 11/11/2025 12:45:27 PM

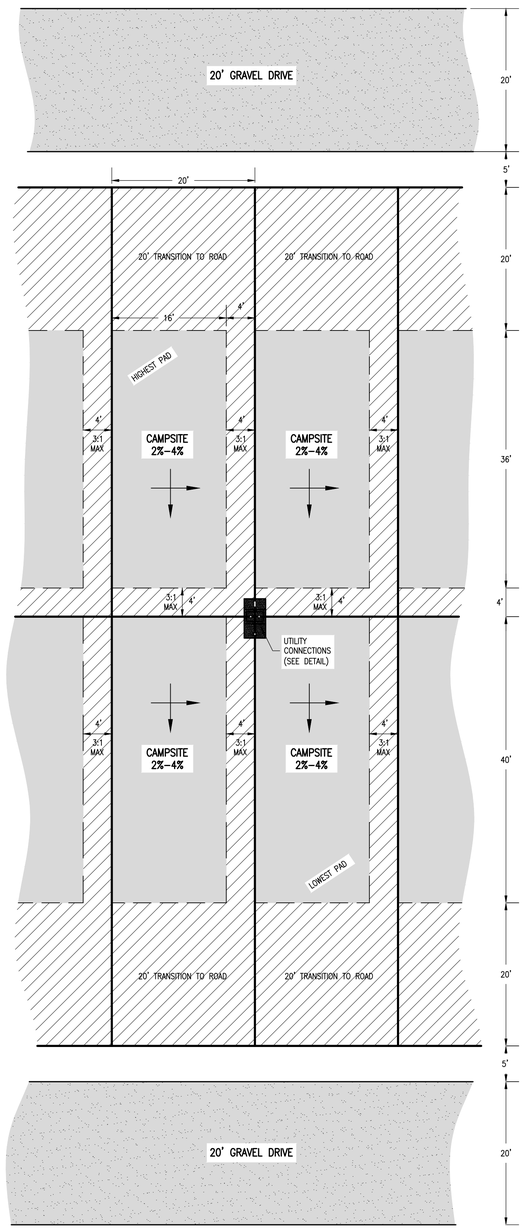

TYPICAL CAMPSITE LAYOUT

(NOT TO SCALE)

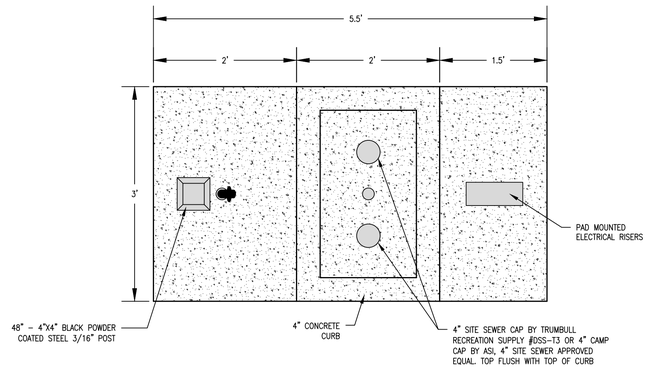

TYPE II UTILITY PAD

(NOT TO SCALE)

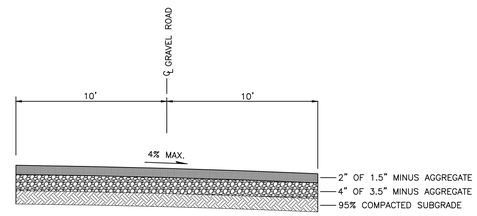

GRAVEL CAMPSITE ACCESS DRIVES

(NOT TO SCALE)

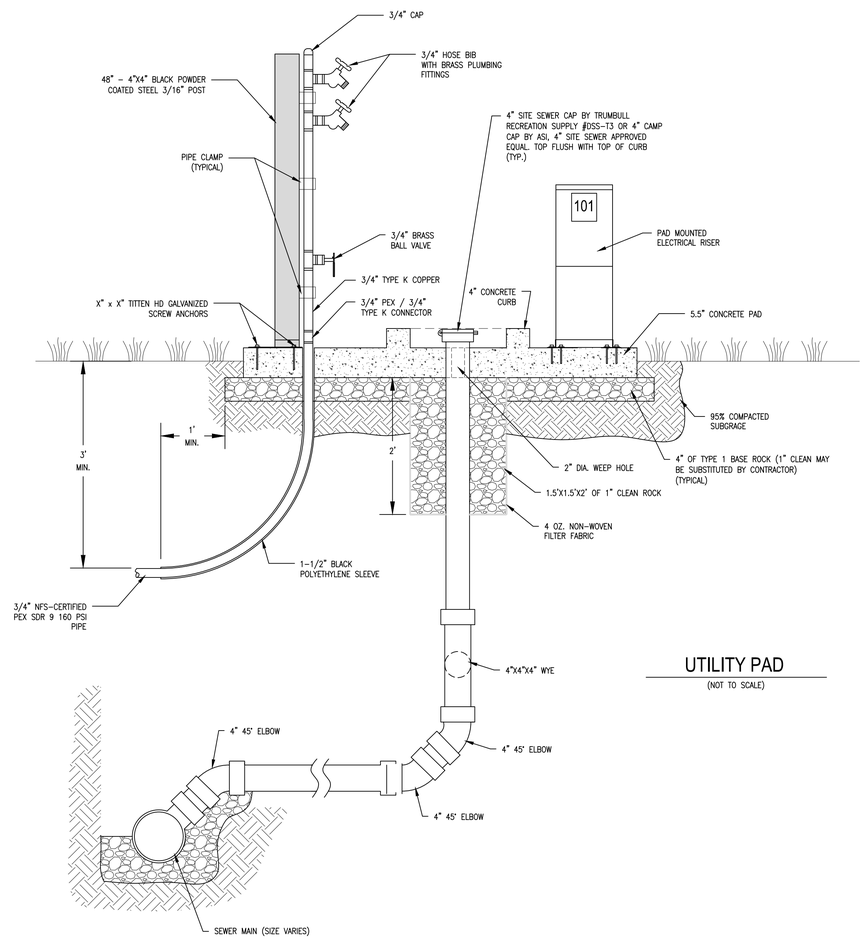

UTILITY PAD

(NOT TO SCALE)

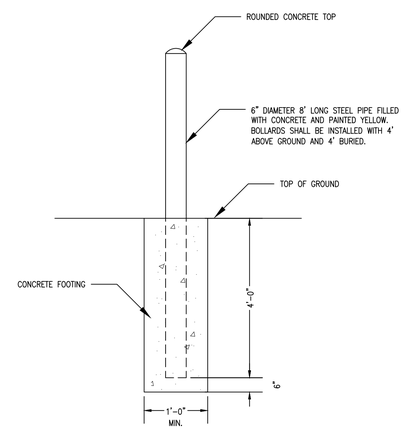

TWO BOLLARDS SHALL BE PLACED AT EACH TRANSFORMER. (EXACT PLACEMENT RELATIVE TO TRANSFORMER SHALL BE DETERMINED ONSITE.)

BOLLARD

(NOT TO SCALE)

STATE OF MISSOURI
MIKE KEHOE,
GOVERNOR

STATE OF MISSOURI
BRIAN P. HARRINGTON
NUMBER
PE-2000162140
PROFESSIONAL ENGINEER
11/11/2025

ALLSTATE CONSULTANTS
allstateconsultants.net
3312 LEMONE INDUSTRIAL BLVD.
COLUMBIA, MO 65201
(573) 875-8799
P.O. BOX 156, 30601 HIGHWAY 5
MARCELINE, MO 64658
(660) 376-2941
410 SE THIRD ST., SUITE 103C
LEE'S SUMMIT, MO 64063
(816) 895-2310
MISSOURI STATE CERTIFICATE OF AUTHORITY #2007004004

REUSE OF THIS DRAWING IN ANY MANNER IS STRICTLY PROHIBITED WITHOUT THE WRITTEN APPROVAL OF ALLSTATE CONSULTANTS LLC

OFFICE OF ADMINISTRATION
DIVISION OF FACILITIES MANAGEMENT,
DESIGN AND CONSTRUCTION

MISSOURI
STATE FAIRGROUNDS

NEW CAMPGROUND
CONSTRUCTION PLANS

MISSOURI
STATE FAIRGROUNDS
2503 W 16th STREET
SEDALIA, MO

PROJECT # F2307-01
SITE # 1501
ASSET # 3511501153

REVISION:
DATE:
REVISION:
DATE:
REVISION:
DATE:
ISSUE DATE: 11/11/2025

CAD DWG FILE: 23117.02-DETAILS.dwg
DRAWN BY: DEP
CHECKED BY: CWS
DESIGNED BY: BPH

SHEET TITLE:

DETAILS

SHEET NUMBER:

C-107

P:\2023\23117.02 - Campgrounds Expansion\DWG\DESIGN\23117.02-DETAILS.dwg, C-108 2 PAD, 11/11/2025 12:49:10 PM

TYPICAL CAMPSITE LAYOUT

(NOT TO SCALE)

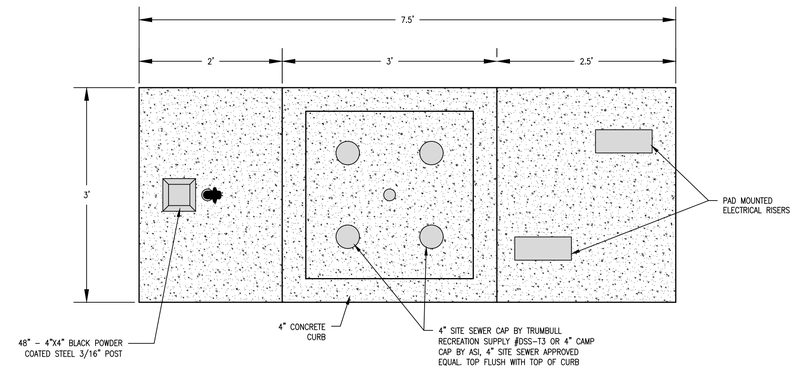

TYPE IV UTILITY PAD

(NOT TO SCALE)

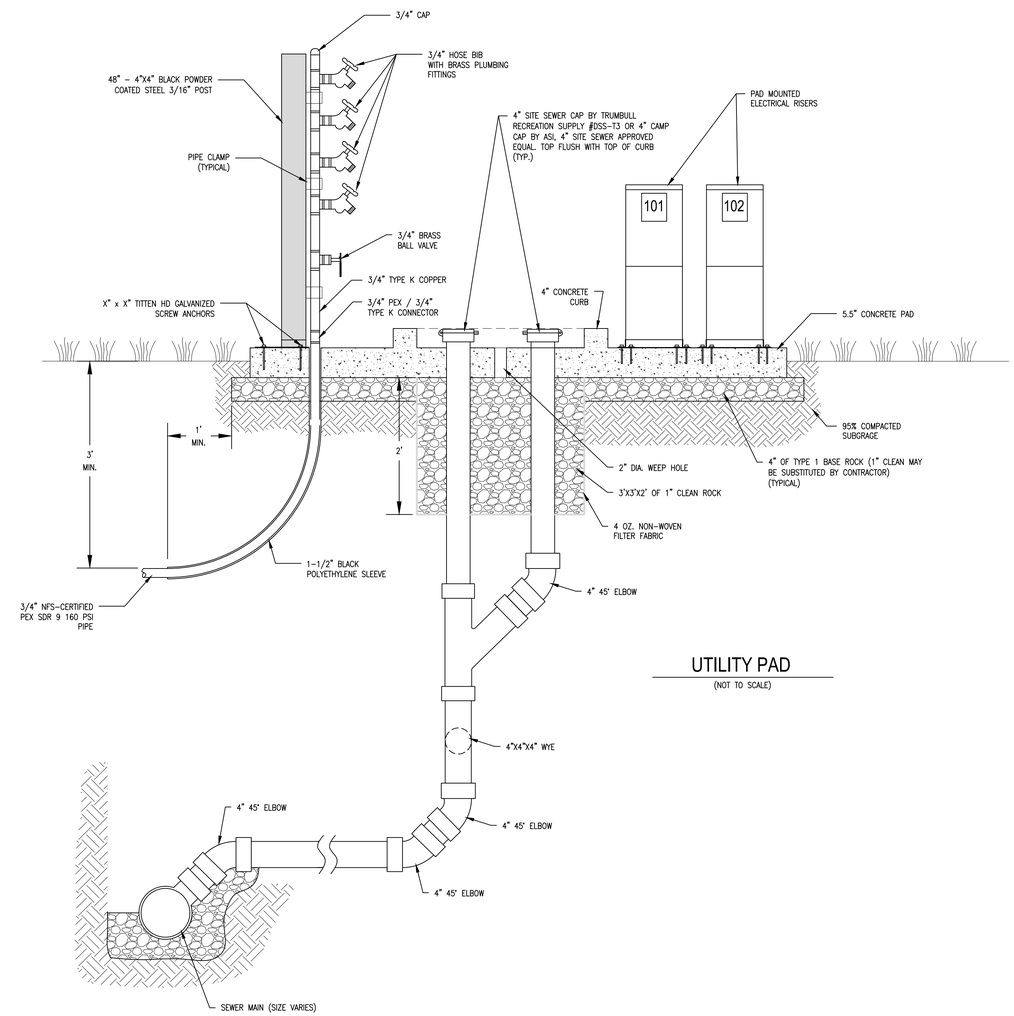

UTILITY PAD

(NOT TO SCALE)

STATE OF MISSOURI
MIKE KEHOE,
GOVERNOR

STATE OF MISSOURI
BRIAN P. HARRINGTON
NUMBER PE-2000162140
PROFESSIONAL ENGINEER
11/11/2025

ALLSTATE CONSULTANTS
allstateconsultants.net
3312 LEMONE INDUSTRIAL BLVD.
COLUMBIA, MO 65201
(573) 875-8799
P.O. BOX 156, 30601 HIGHWAY 5
MARCELINE, MO 64658
(660) 376-2941
410 SE THIRD ST., SUITE 103C
LEE'S SUMMIT, MO 64063
(816) 895-2310
MISSOURI STATE CERTIFICATE OF AUTHORITY #2007004004

REUSE OF THIS DRAWING IN ANY MANNER IS STRICTLY PROHIBITED WITHOUT THE WRITTEN APPROVAL OF ALLSTATE CONSULTANTS LLC

OFFICE OF ADMINISTRATION
DIVISION OF FACILITIES MANAGEMENT,
DESIGN AND CONSTRUCTION

MISSOURI
STATE FAIRGROUNDS

NEW CAMPGROUND
CONSTRUCTION PLANS

MISSOURI
STATE FAIRGROUNDS
2503 W 16th STREET
SEDALIA, MO

PROJECT # F2307-01
SITE # 1501
ASSET # 3511501153

REVISION:
DATE:
REVISION:
DATE:
REVISION:
DATE:
ISSUE DATE: 11/11/2025

CAD DWG FILE: 231117.02-DETAILS.dwg
DRAWN BY: DEP
CHECKED BY: CWS
DESIGNED BY: BPH

SHEET TITLE:

DETAILS

SHEET NUMBER:

C-108

P:\2023\23117.02 - Campgrounds Expansion\DWG\DESIGN\23117.02-DETAILS.dwg, C-109 4 PAD, 11/11/2025 12:46:16 PM

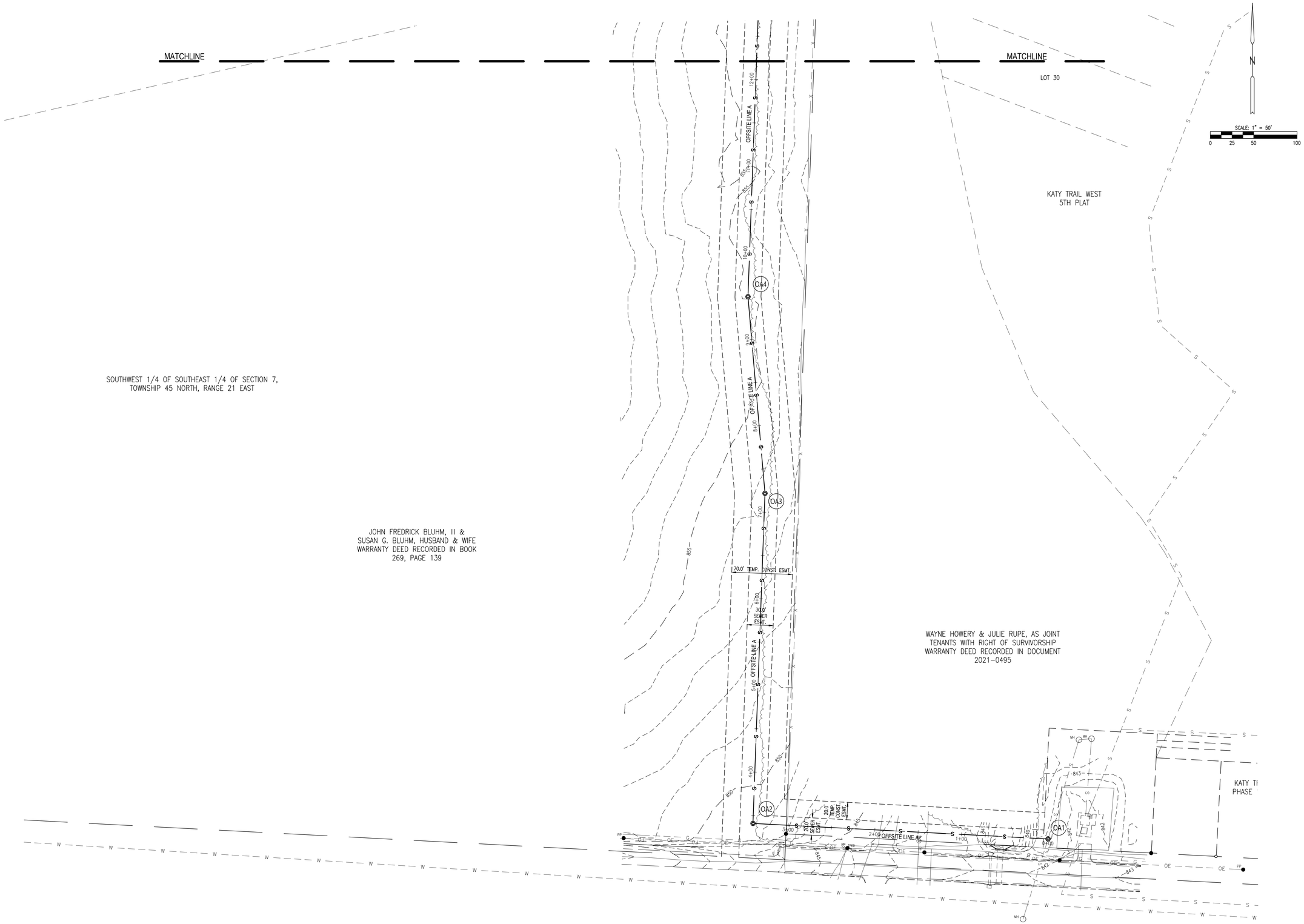

STATE OF MISSOURI
MIKE KEHOE,
GOVERNOR

STATE OF MISSOURI
BRIAN P. HARRINGTON
NUMBER
PE-2000162140
PROFESSIONAL ENGINEER
11/11/2025

ALLSTATE CONSULTANTS
allstateconsultants.net
3312 LEMONE INDUSTRIAL BLVD.
COLUMBIA, MO 65201
(573) 875-8799
P.O. BOX 156, 30601 HIGHWAY 5
MARCELINE, MO 64658
(660) 376-2941
410 SE THIRD ST., SUITE 103C
LEE'S SUMMIT, MO 64063
(816) 895-2310

MISSOURI STATE CERTIFICATE
OF AUTHORITY #2007004004

REUSE OF THIS DRAWING IN ANY MANNER IS
STRICTLY PROHIBITED WITHOUT THE WRITTEN
APPROVAL OF
ALLSTATE CONSULTANTS LLC

OFFICE OF ADMINISTRATION
DIVISION OF FACILITIES
MANAGEMENT,
DESIGN AND CONSTRUCTION

MISSOURI
STATE FAIRGROUNDS

NEW CAMPGROUND
CONSTRUCTION PLANS

MISSOURI
STATE FAIRGROUNDS
2503 W 16th STREET
SEDALIA, MO

PROJECT # F2307-01
SITE # 1501
ASSET # 3511501153

REVISION:
DATE:
REVISION:
DATE:
REVISION:
DATE:
ISSUE DATE: 11/11/2025

CAD DWG FILE: 23117.02-SHEETSBASE
DRAWN BY: DEP
CHECKED BY: CWS
DESIGNED BY: BPH

SHEET TITLE:

SANITARY SEWER

SHEET NUMBER:

C-201

P:\2023\23117.02 - Campground\ Expansion\DWG\DESIGN\23117.02-SHEETSBASE SANITARY.dwg, C-201, 11/11/2025 12:31:38 PM

1.Katy Trail Sewer Bore: The sanitary sewer located in the Katy Trail Right-of-Way (Sta. 13+54 to Sta. 14+53) shall be bored with steel encasement and provided with restrained joint PVC carrier pipe.

A.Steel Casing Pipe
1.Material: Steel, Comply with ASTM A53
2.Minimum Yield Strength: 35,000 psi
3.Minimum Thickness: 0.375 inch
4.Diameter: 18 inch
5.Length: 100 L.F.
6.Welded Joints comply with AWS D1.1
7.Cathodic Protection: 17 lb. anode pack

B.Carrier Pipe
1.Material: Restrained Joint PVC, ASTM D2241, SDR-21
2.Diameter: 10 inch
3.Length: 115 L.F.

C.Casing Spacers
1.Material: Polyethylene, Injection Molded
2.Spacing: Max. 8 feet, Min. 3 spacers per stick of pipe

D.End Seals
1.Material: 1/8" Thick Synthetic Rubber
2.Type: Pull On
3.Bands: Stainless Steel

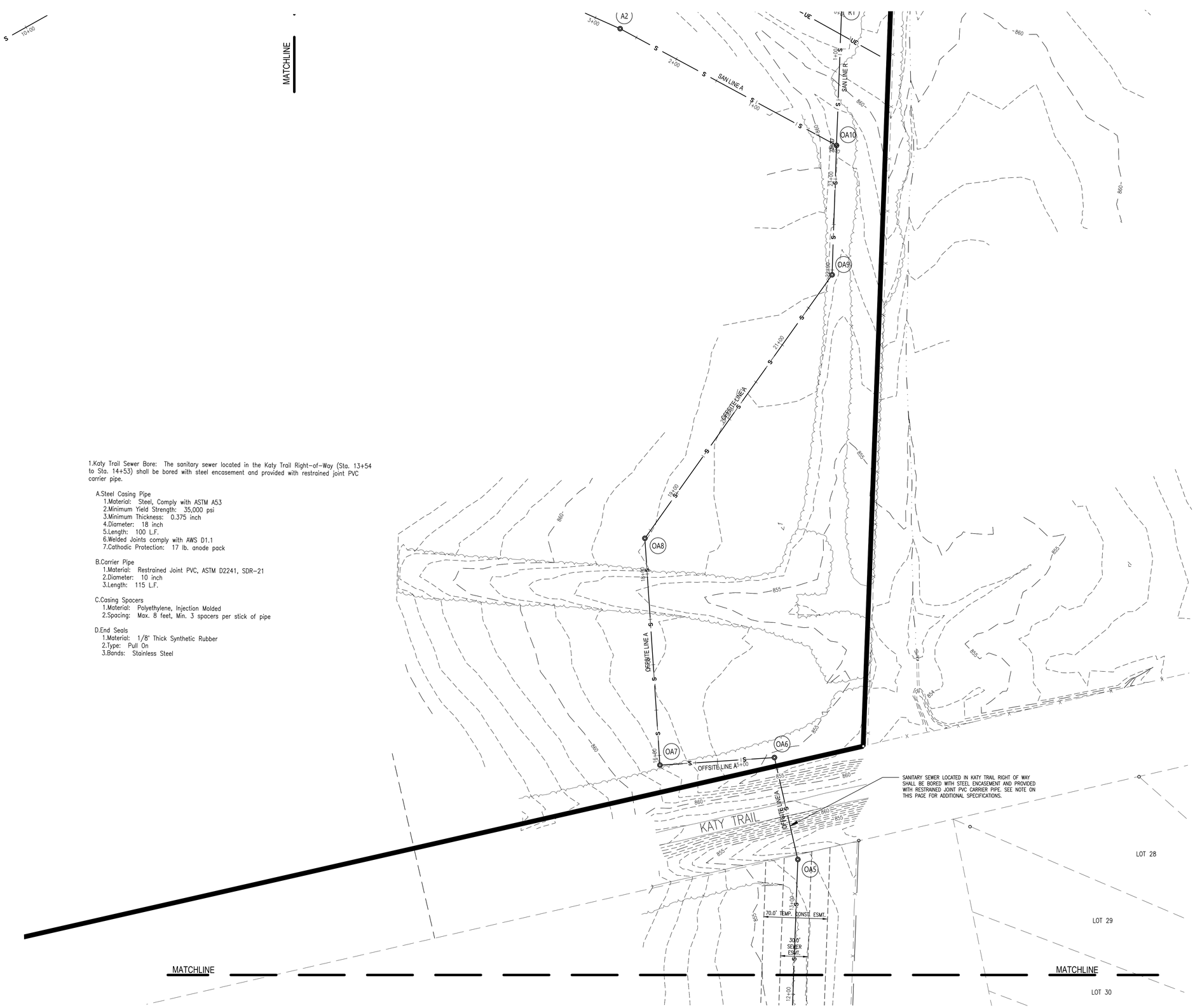

STATE OF MISSOURI
MIKE KEHOE,
GOVERNOR

STATE OF MISSOURI
BRIAN P. HARRINGTON
NUMBER
PE-2000162140
PROFESSIONAL ENGINEER
11/11/2025

ALLSTATE CONSULTANTS
allstateconsultants.net
3312 LEMONE INDUSTRIAL BLVD.
COLUMBIA, MO 65201
(573) 875-8799
P.O. BOX 156, 30601 HIGHWAY 5
MARCELINE, MO 64658
(660) 376-2941
410 SE THIRD ST., SUITE 103C
LEE'S SUMMIT, MO 64063
(816) 895-2310
MISSOURI STATE CERTIFICATE OF AUTHORITY #2007004004

REUSE OF THIS DRAWING IN ANY MANNER IS STRICTLY PROHIBITED WITHOUT THE WRITTEN APPROVAL OF ALLSTATE CONSULTANTS LLC

OFFICE OF ADMINISTRATION
DIVISION OF FACILITIES MANAGEMENT,
DESIGN AND CONSTRUCTION

MISSOURI
STATE FAIRGROUNDS

NEW CAMPGROUND
CONSTRUCTION PLANS

MISSOURI
STATE FAIRGROUNDS
2503 W 16th STREET
SEDALIA, MO

PROJECT # F2307-01
SITE # 1501
ASSET # 3511501153

REVISION:
DATE:
REVISION:
DATE:
REVISION:
DATE:
ISSUE DATE: 11/11/2025

CAD DWG FILE: 23117.02-SHEETSBASE
DRAWN BY: DEP
CHECKED BY: CWS
DESIGNED BY: BPH

SHEET TITLE:
SANITARY SEWER

SHEET NUMBER:
C-202

P:\2023\23117.02 - Campgrounds Expansion\DWG\DESIGN\23117.02-SHEETSBASE SANITARY.dwg, C-202, 11/11/2025 12:32:08 PM

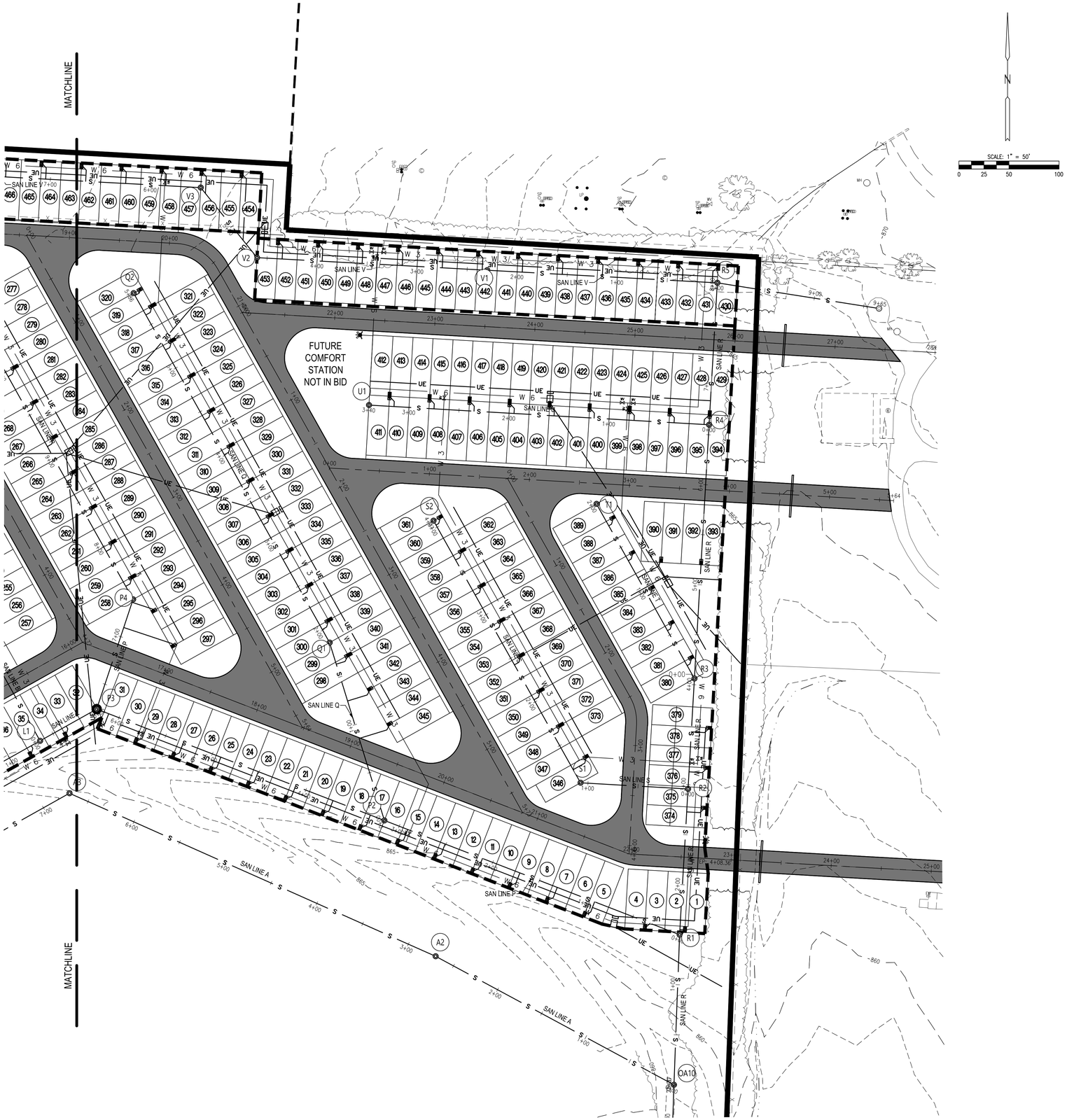

STATE OF MISSOURI
MIKE KEHOE,
GOVERNOR

STATE OF MISSOURI
BRIAN P. HARRINGTON
NUMBER
PE-2000162140
PROFESSIONAL ENGINEER
11/11/2025

ALLSTATE CONSULTANTS
allstateconsultants.net
3312 LEMONE INDUSTRIAL BLVD.
COLUMBIA, MO 65201
(573) 875-8799
P.O. BOX 156, 30601 HIGHWAY 5
MARCELINE, MO 64658
(660) 376-2941
410 SE THIRD ST., SUITE 103C
LEE'S SUMMIT, MO 64063
(816) 895-2310
MISSOURI STATE CERTIFICATE
OF AUTHORITY #2007004004

REUSE OF THIS DRAWING IN ANY MANNER IS
STRICTLY PROHIBITED WITHOUT THE WRITTEN
APPROVAL OF
ALLSTATE CONSULTANTS LLC

OFFICE OF ADMINISTRATION
DIVISION OF FACILITIES
MANAGEMENT,
DESIGN AND CONSTRUCTION

MISSOURI
STATE FAIRGROUNDS

NEW CAMPGROUND
CONSTRUCTION PLANS

MISSOURI
STATE FAIRGROUNDS
2503 W 16th STREET
SEDALIA, MO

PROJECT # F2307-01
SITE # 1501
ASSET # 3511501153

REVISION:
DATE:
REVISION:
DATE:
REVISION:
DATE:
ISSUE DATE: 11/11/2025

CAD DWG FILE: 23117.02-SHEETSBASE
DRAWN BY: DEP
CHECKED BY: CWS
DESIGNED BY: BPH

SHEET TITLE:

SANITARY SEWER

SHEET NUMBER:

C-203

P:\2023\23117.02 - Campground\ Expansion\DWG\DESIGN\23117.02-SHEETSBASE SANITARY.dwg, C-203, 11/11/2025 12:32:40 PM

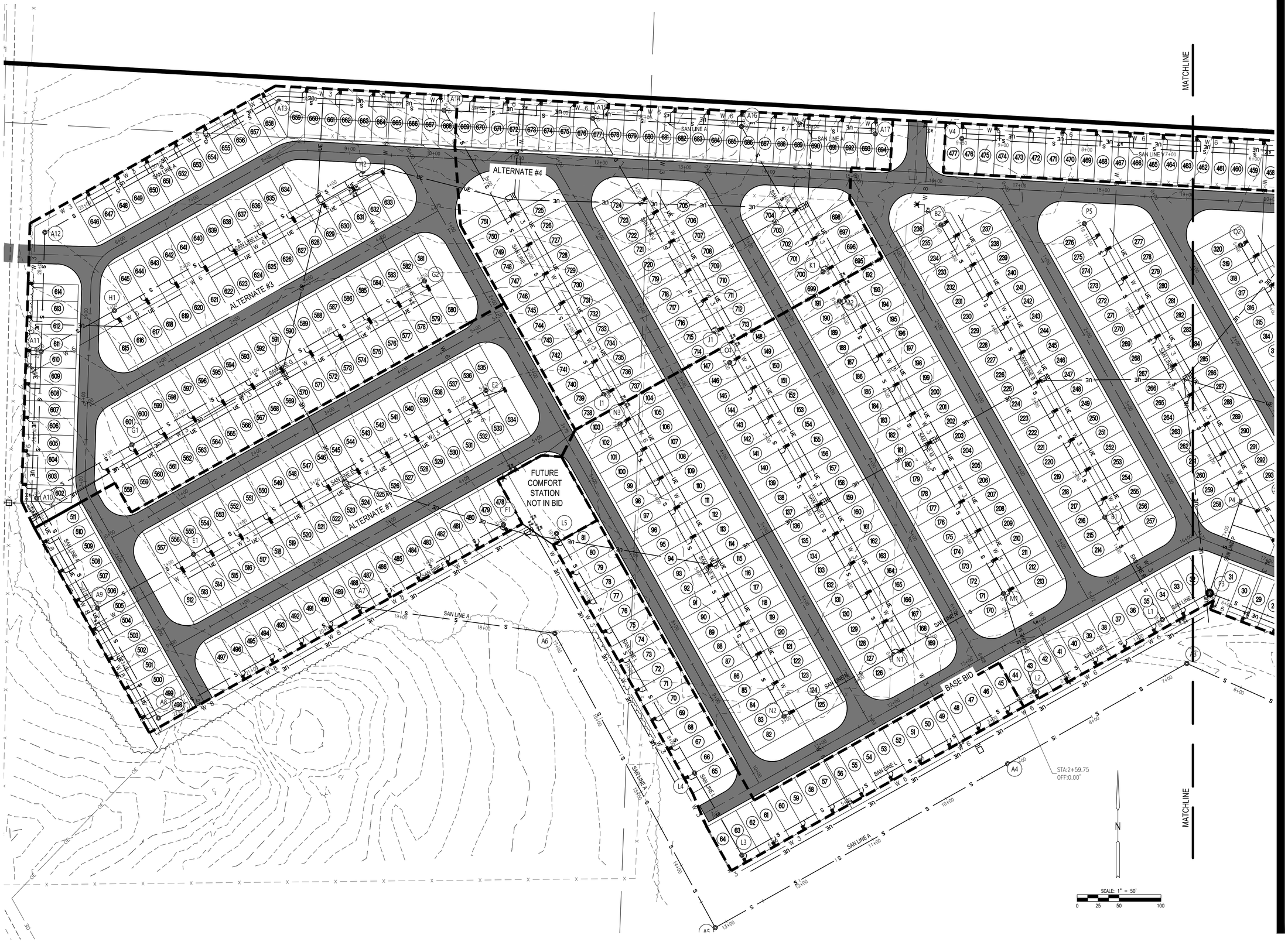

STATE OF MISSOURI
MIKE KEHOE,
GOVERNOR

STATE OF MISSOURI
BRIAN P. HARRINGTON
NUMBER
PE-2000162110
PROFESSIONAL ENGINEER
11/11/2025

ALLSTATE CONSULTANTS
allstateconsultants.net
3312 LEMONE INDUSTRIAL BLVD.
COLUMBIA, MO 65201
(573) 875-8799
P.O. BOX 156, 30601 HIGHWAY 5
MARCELINE, MO 64658
(660) 376-2941
410 SE THIRD ST., SUITE 103C
LEE'S SUMMIT, MO 64063
(816) 895-2310
MISSOURI STATE CERTIFICATE OF AUTHORITY #2007004004

REUSE OF THIS DRAWING IN ANY MANNER IS STRICTLY PROHIBITED WITHOUT THE WRITTEN APPROVAL OF ALLSTATE CONSULTANTS LLC

OFFICE OF ADMINISTRATION
DIVISION OF FACILITIES MANAGEMENT,
DESIGN AND CONSTRUCTION

MISSOURI
STATE FAIRGROUNDS

NEW CAMPGROUND
CONSTRUCTION PLANS

MISSOURI
STATE FAIRGROUNDS
2503 W 16th STREET
SEDALIA, MO

PROJECT # F2307-01
SITE # 1501
ASSET # 3511501153

REVISION:
DATE:
REVISION:
DATE:
REVISION:
DATE:
ISSUE DATE: 11/11/2025

CAD DWG FILE: 23117.02-SHEETSBASE
DRAWN BY: DEP
CHECKED BY: CWS
DESIGNED BY: BPH

SHEET TITLE:

SANITARY SEWER

SHEET NUMBER:

C-204

P:\2023\23117.02 - Campgrounds Expansion\DWG\DESIGN\23117.02-SHEETSBASE SANITARY.dwg, C-204, 11/11/2025 12:33:12 PM

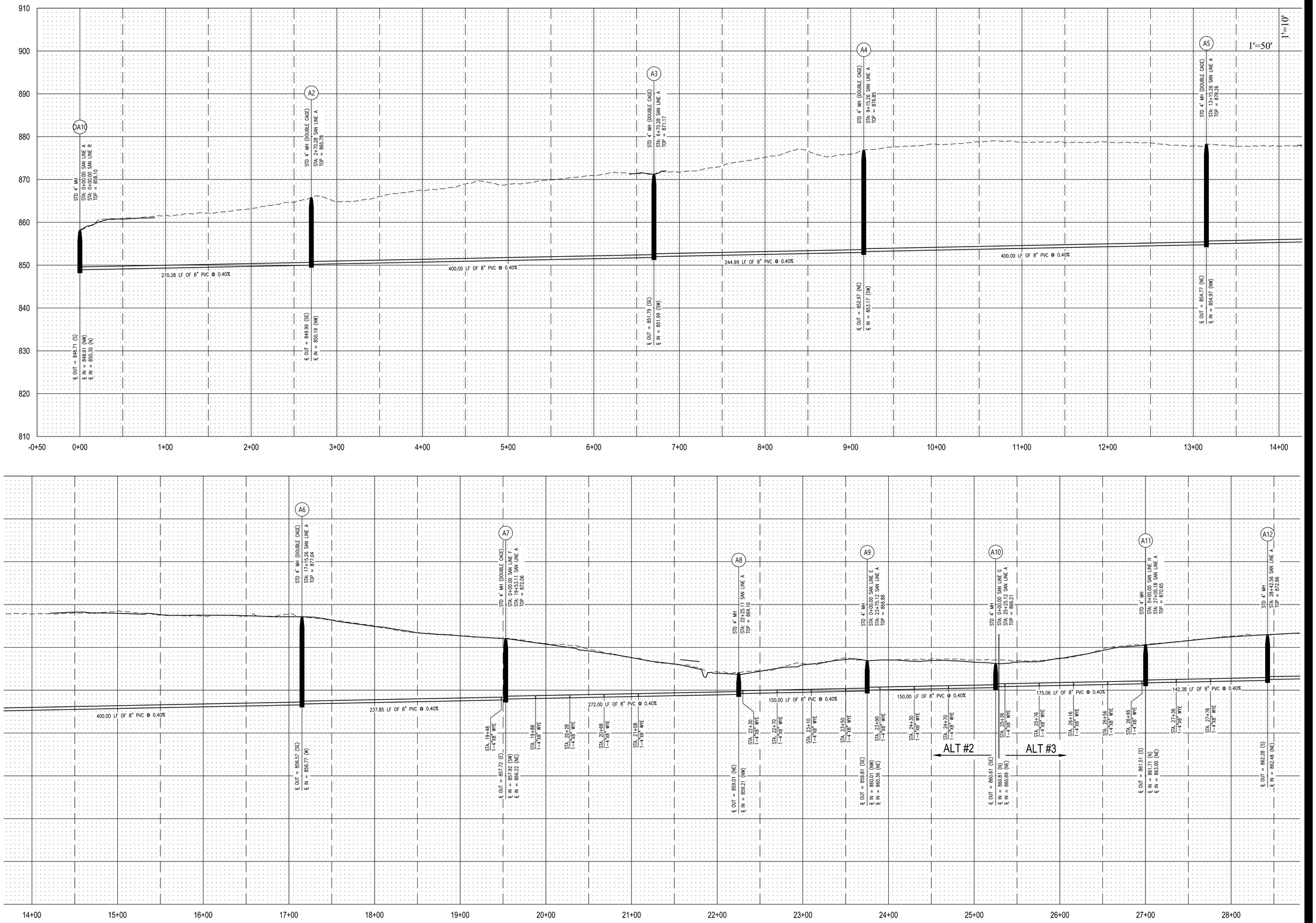

SAN LINE A (ALTERNATE #2, #3 & #4)

STATE OF MISSOURI
MIKE KEHOE,
GOVERNOR

STATE OF MISSOURI
BRIAN P. HARRINGTON
NUMBER PE-2000162110
PROFESSIONAL ENGINEER
11/11/2025

ALLSTATE CONSULTANTS
allstateconsultants.net
3312 LEMONE INDUSTRIAL BLVD.
COLUMBIA, MO 65201
(573) 875-8799
P.O. BOX 156, 30601 HIGHWAY 5
MARCELINE, MO 64658
(660) 376-2941
410 SE THIRD ST., SUITE 103C
LEE'S SUMMIT, MO 64063
(816) 895-2310
MISSOURI STATE CERTIFICATE OF AUTHORITY #2007004004

REUSE OF THIS DRAWING IN ANY MANNER IS STRICTLY PROHIBITED WITHOUT THE WRITTEN APPROVAL OF ALLSTATE CONSULTANTS LLC

OFFICE OF ADMINISTRATION
DIVISION OF FACILITIES MANAGEMENT,
DESIGN AND CONSTRUCTION

MISSOURI
STATE FAIRGROUNDS

NEW CAMPGROUND
CONSTRUCTION PLANS

MISSOURI
STATE FAIRGROUNDS
2503 W 16th STREET
SEDALIA, MO

PROJECT # F2307-01
SITE # 1501
ASSET # 3511501153

REVISION:
DATE:
REVISION:
DATE:
REVISION:
DATE:
ISSUE DATE: 11/11/2025

CAD DWG FILE: 23117.02-SHEETSBASE
DRAWN BY: DEP
CHECKED BY: CWS
DESIGNED BY: BPH

SHEET TITLE:
SANITARY SEWER

SHEET NUMBER:
C-205

P:\2023\23117.02 - Campgrounds Expansion\DWG\DESIGN\23117.02-SHEETSBASE SANITARY.dwg, C-205, 11/11/2025 12:33:49 PM

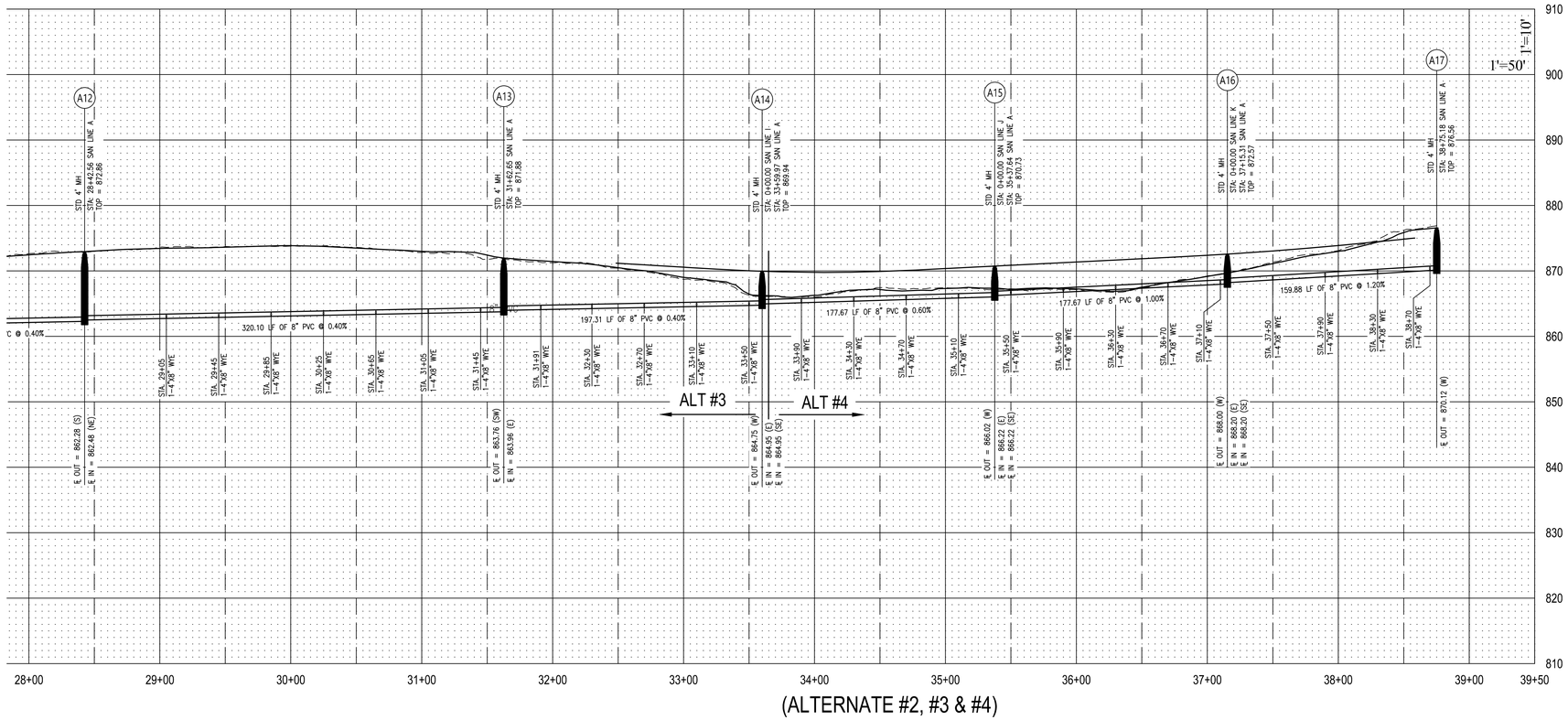

(ALTERNATE #2, #3 & #4)

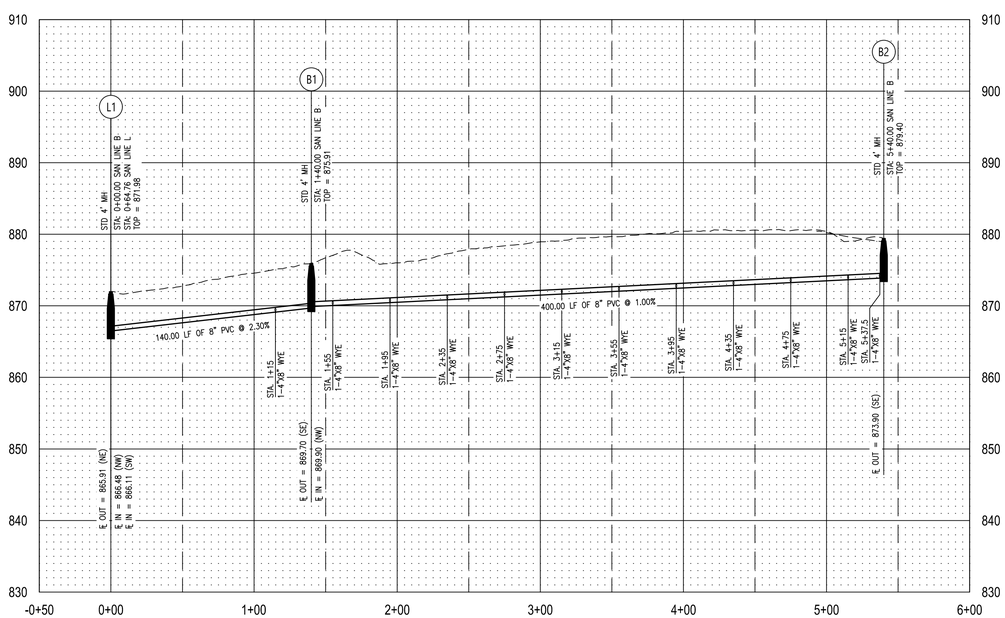

SAN LINE B (BASE BID)

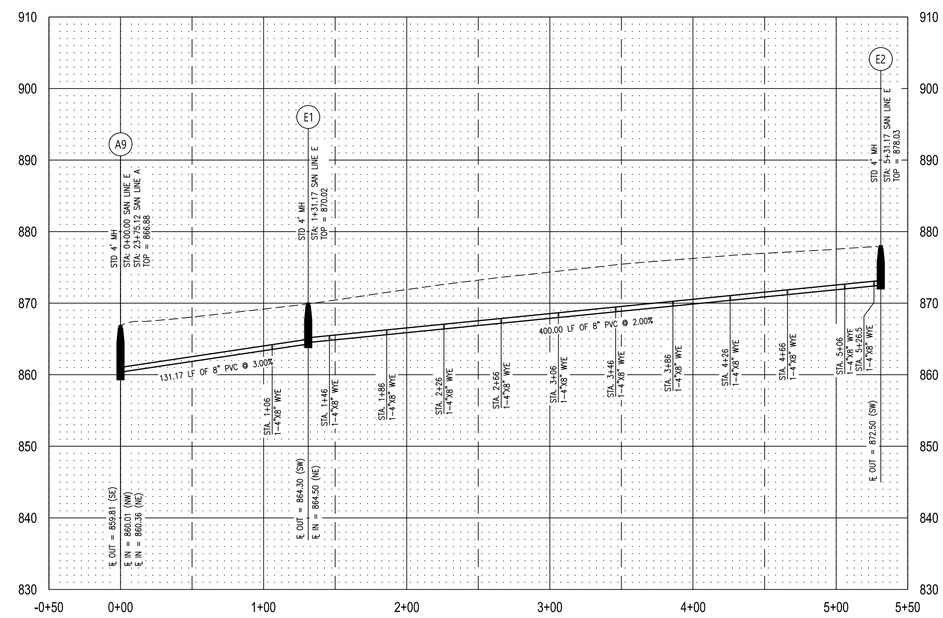

SAN LINE E (ALTERNATE #2)

STATE OF MISSOURI
MIKE KEHOE,
GOVERNOR

STATE OF MISSOURI
BRIAN P. HARRINGTON
NUMBER
PE-2000162110
PROFESSIONAL ENGINEER
11/11/2025

ALLSTATE CONSULTANTS
allstateconsultants.net
3312 LEMONE INDUSTRIAL BLVD.
COLUMBIA, MO 65201
(573) 875-8799
P.O. BOX 156, 30601 HIGHWAY 5
MARCELINE, MO 64658
(660) 376-2941
410 SE THIRD ST., SUITE 103C
LEE'S SUMMIT, MO 64063
(816) 895-2310
MISSOURI STATE CERTIFICATE
OF AUTHORITY #2007004004

REUSE OF THIS DRAWING IN ANY MANNER IS STRICTLY PROHIBITED WITHOUT THE WRITTEN APPROVAL OF ALLSTATE CONSULTANTS LLC

OFFICE OF ADMINISTRATION
DIVISION OF FACILITIES
MANAGEMENT,
DESIGN AND CONSTRUCTION

MISSOURI
STATE FAIRGROUNDS

NEW CAMPGROUND
CONSTRUCTION PLANS

MISSOURI
STATE FAIRGROUNDS
2503 W 16th STREET
SEDALIA, MO

PROJECT # F2307-01
SITE # 1501
ASSET # 3511501153

REVISION:
DATE:
REVISION:
DATE:
REVISION:
DATE:
ISSUE DATE: 11/11/2025

CAD DWG FILE: 23117.02-SHEETSBASE
DRAWN BY: DEP
CHECKED BY: CWS
DESIGNED BY: BPH

SHEET TITLE:
SANITARY SEWER

SHEET NUMBER:
C-206

P:\2023\23117.02 - Campgrounds Expansion\DWG\DESIGN\23117.02-SHEETSBASE SANITARY.dwg, C-206, 11/11/2025 12:34:44 PM

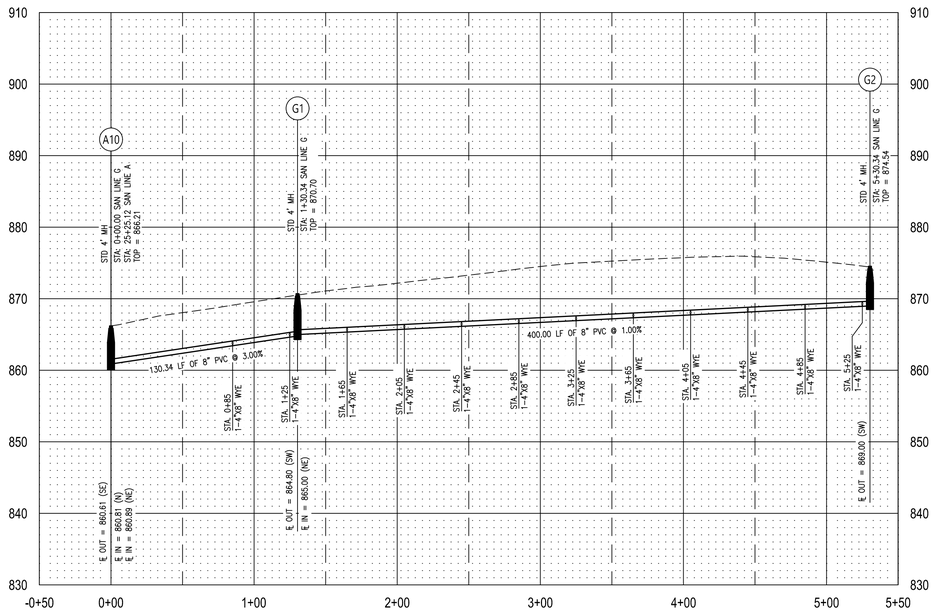

SAN LINE G (ALTERNATE #3)

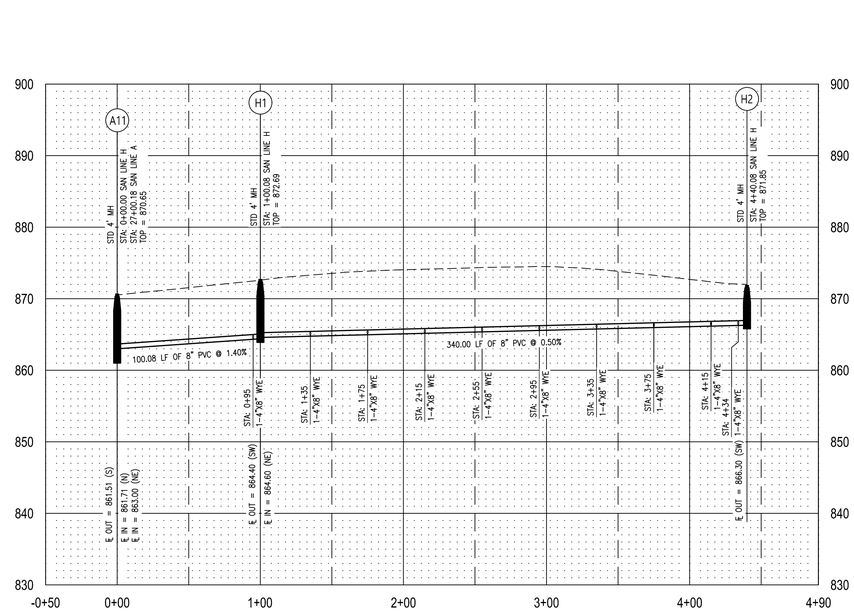

SAN LINE H (ALTERNATE #3)

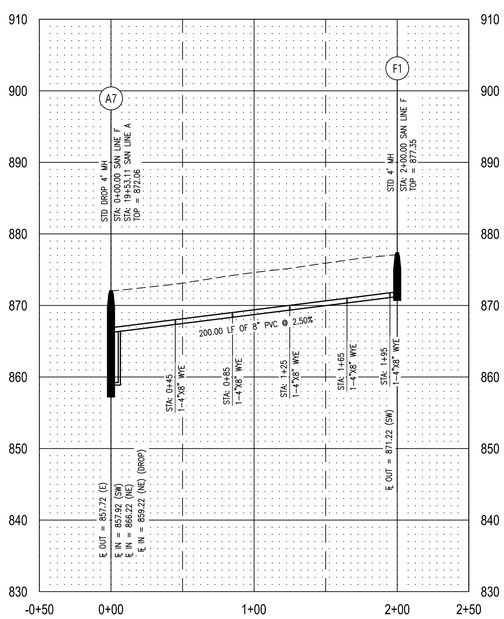

SAN LINE F (ALTERNATE #2)

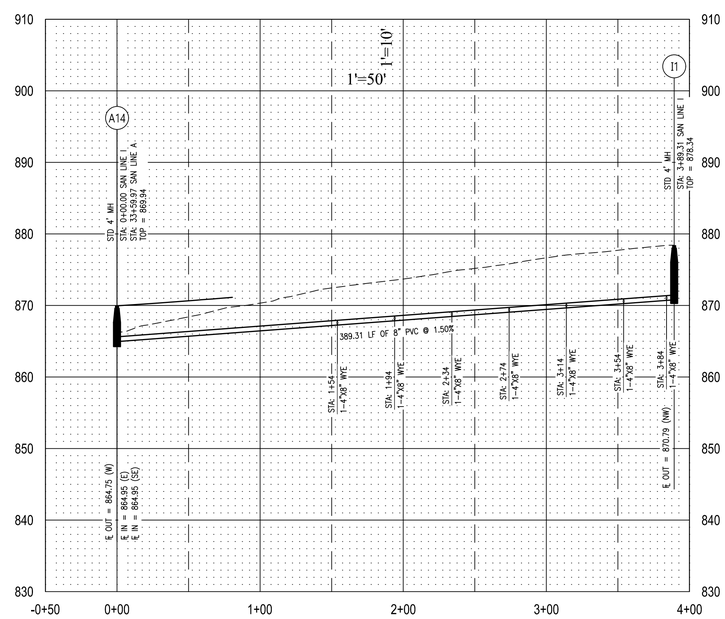

SAN LINE I (ALTERNATE #4)

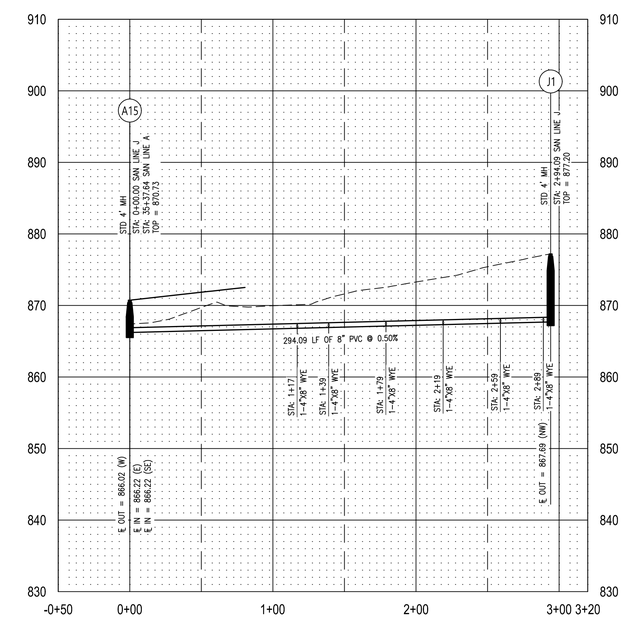

SAN LINE J (ALTERNATE #3)

STATE OF MISSOURI
MIKE KEHOE,
GOVERNOR

STATE OF MISSOURI
BRIAN P. HARRINGTON
NUMBER
PE-2000162110
PROFESSIONAL ENGINEER
11/11/2025

ALLSTATE CONSULTANTS
allstateconsultants.net
3312 LEMONE INDUSTRIAL BLVD.
COLUMBIA, MO 65201
(573) 875-8799
P.O. BOX 156, 30601 HIGHWAY 5
MARCELINE, MO 64658
(660) 376-2941
410 SE THIRD ST., SUITE 103C
LEE'S SUMMIT, MO 64063
(816) 895-2310
MISSOURI STATE CERTIFICATE
OF AUTHORITY #2007004004

REUSE OF THIS DRAWING IN ANY MANNER IS STRICTLY PROHIBITED WITHOUT THE WRITTEN APPROVAL OF ALLSTATE CONSULTANTS LLC

OFFICE OF ADMINISTRATION
DIVISION OF FACILITIES
MANAGEMENT,
DESIGN AND CONSTRUCTION

MISSOURI
STATE FAIRGROUNDS

NEW CAMPGROUND
CONSTRUCTION PLANS

MISSOURI
STATE FAIRGROUNDS
2503 W 16th STREET
SEDALIA, MO

PROJECT # F2307-01
SITE # 1501
ASSET # 3511501153

REVISION:
DATE:
REVISION:
DATE:
REVISION:
DATE:
ISSUE DATE: 11/11/2025

CAD DWG FILE: 23117.02-SHEETSBASE
DRAWN BY: DEP
CHECKED BY: CWS
DESIGNED BY: BPH

SHEET TITLE:
SANITARY SEWER

SHEET NUMBER:
C-207

P:\2023\23117.02 - Campgrounds Expansion\DWG\DESIGN\23117.02-SHEETSBASE SANITARY.dwg, C-207, 11/11/2025 12:35:27 PM

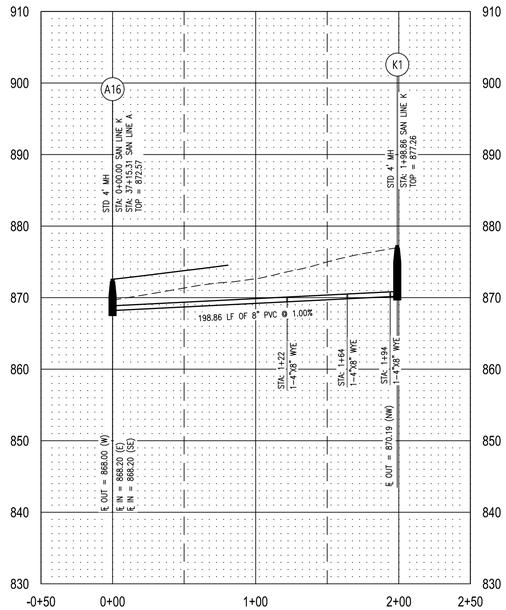

SAN LINE K (ALTERNATE #4)

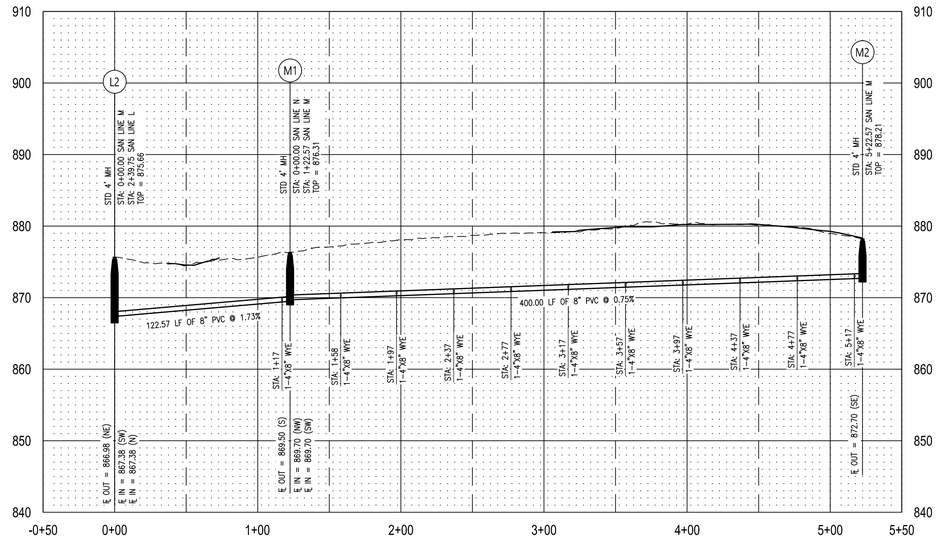

SAN LINE M (BASE BID)

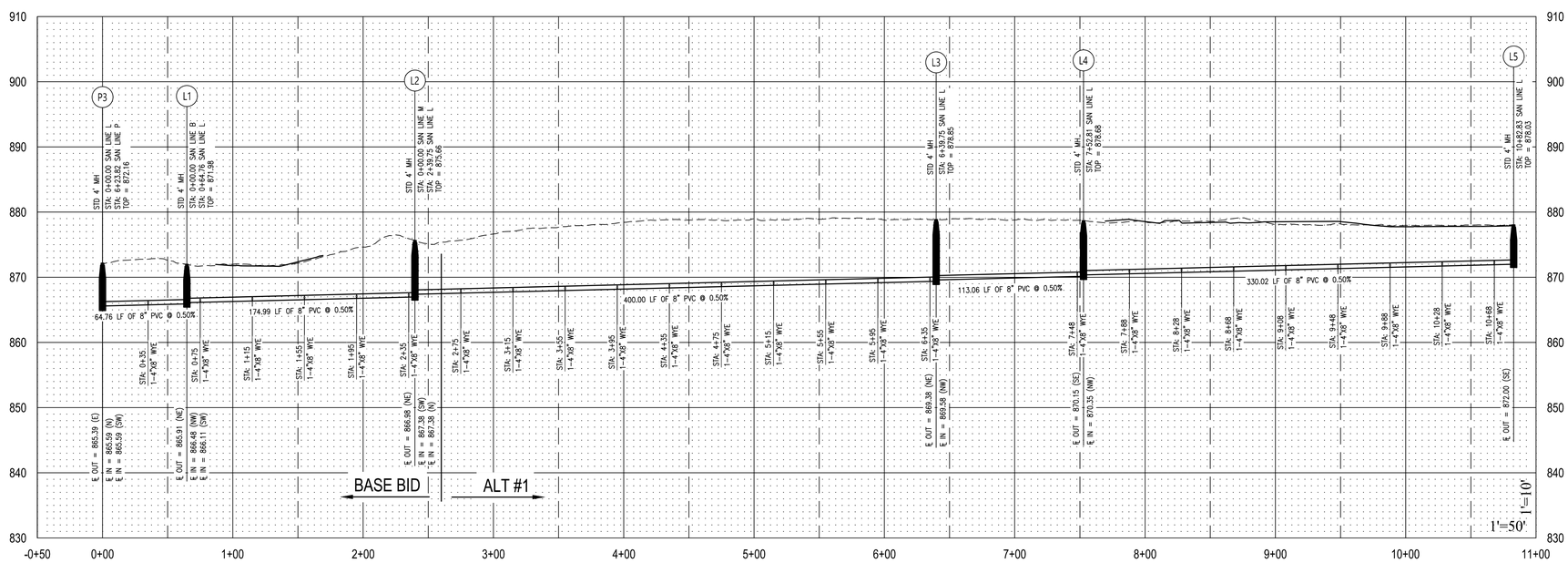

SAN LINE L (BASE BID AND ALTERNATE #1)

STATE OF MISSOURI
MIKE KEHOE,
GOVERNOR

STATE OF MISSOURI
BRIAN P. HARRINGTON
NUMBER
PE-2000162140
PROFESSIONAL ENGINEER
11/11/2025

ALLSTATE CONSULTANTS
allstateconsultants.net
3312 LEMONE INDUSTRIAL BLVD.
COLUMBIA, MO 65201
(573) 875-8799
P.O. BOX 156, 30601 HIGHWAY 5
MARCELINE, MO 64658
(660) 376-2941
410 SE THIRD ST., SUITE 103C
LEE'S SUMMIT, MO 64063
(816) 895-2310
MISSOURI STATE CERTIFICATE
OF AUTHORITY #2007004004

REUSE OF THIS DRAWING IN ANY MANNER IS STRICTLY PROHIBITED WITHOUT THE WRITTEN APPROVAL OF ALLSTATE CONSULTANTS LLC

OFFICE OF ADMINISTRATION
DIVISION OF FACILITIES
MANAGEMENT,
DESIGN AND CONSTRUCTION

MISSOURI
STATE FAIRGROUNDS

NEW CAMPGROUND
CONSTRUCTION PLANS

MISSOURI
STATE FAIRGROUNDS
2503 W 16th STREET
SEDALIA, MO

PROJECT # F2307-01
SITE # 1501
ASSET # 3511501153

REVISION:
DATE:
REVISION:
DATE:
REVISION:
DATE:
ISSUE DATE: 11/11/2025

CAD DWG FILE: 23117.02-SHEETSBASE
DRAWN BY: DEP
CHECKED BY: CWS
DESIGNED BY: BPH

SHEET TITLE:

SANITARY SEWER

SHEET NUMBER:

C-208

P:\2023\23117.02 - Campgrounds Expansion\DWG\DESIGN\23117.02-SHEETSBASE SANITARY.dwg, C-208, 11/11/2025 12:35:53 PM

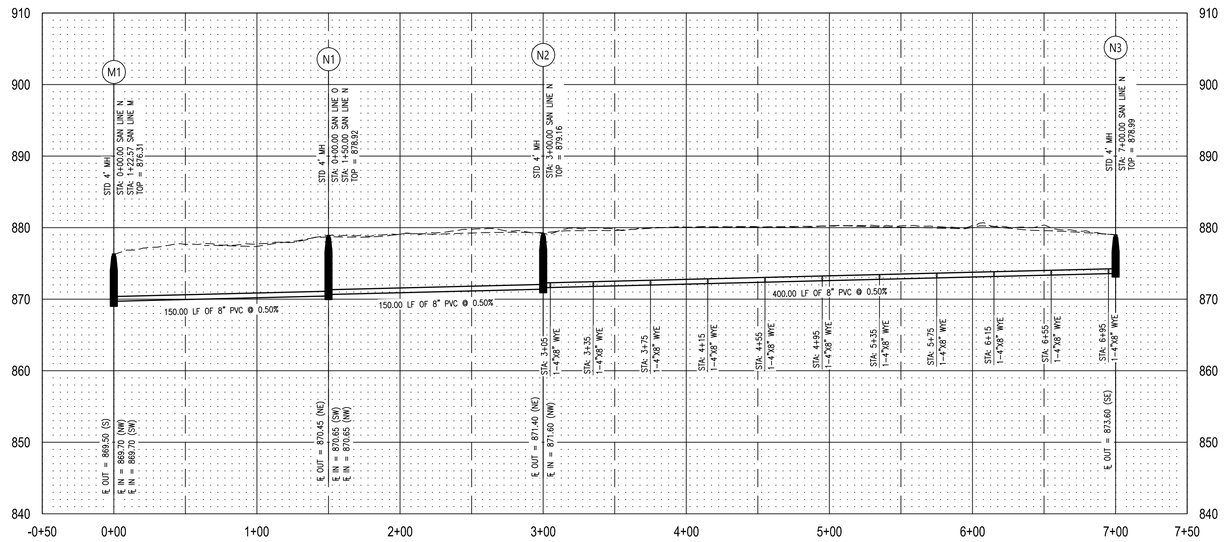

SAN LINE N (BASE BID)

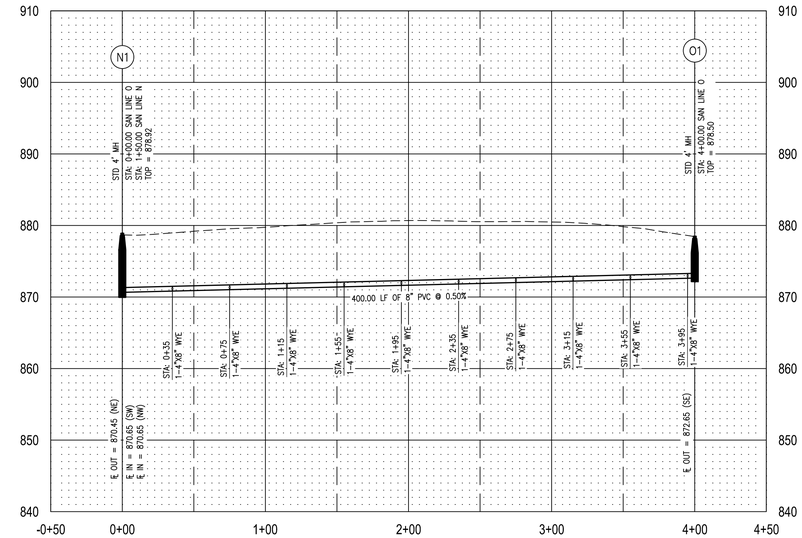

SAN LINE O (BASE BID)

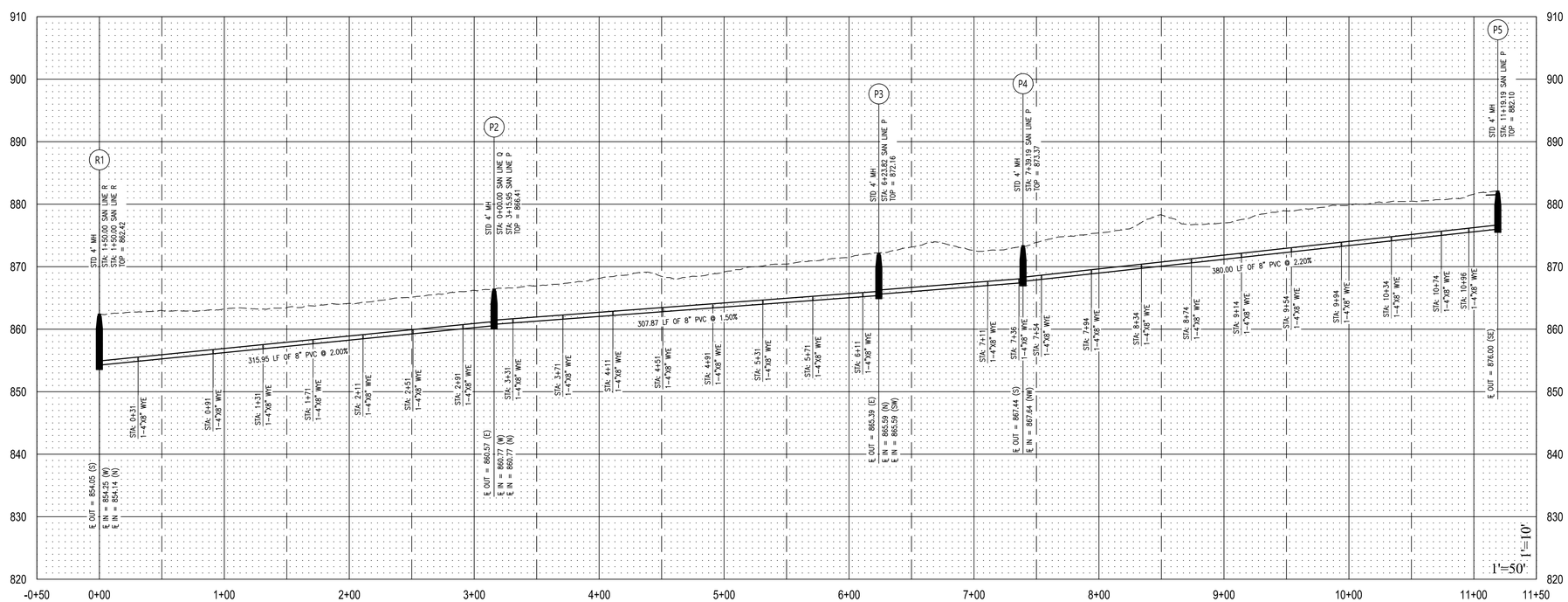

SAN LINE P (BASE BID)

STATE OF MISSOURI
MIKE KEHOE,
GOVERNOR

STATE OF MISSOURI
BRIAN P. HARRINGTON
NUMBER
PE-2000162110
PROFESSIONAL ENGINEER
11/11/2025

ALLSTATE CONSULTANTS
allstateconsultants.net
3312 LEMONE INDUSTRIAL BLVD.
COLUMBIA, MO 65201
(573) 875-8799
P.O. BOX 156, 30601 HIGHWAY 5
MARCELINE, MO 64658
(660) 376-2941
410 SE THIRD ST., SUITE 103C
LEE'S SUMMIT, MO 64063
(816) 895-2310
MISSOURI STATE CERTIFICATE
OF AUTHORITY #2007004004

REUSE OF THIS DRAWING IN ANY MANNER IS STRICTLY PROHIBITED WITHOUT THE WRITTEN APPROVAL OF ALLSTATE CONSULTANTS LLC

OFFICE OF ADMINISTRATION
DIVISION OF FACILITIES MANAGEMENT,
DESIGN AND CONSTRUCTION

MISSOURI
STATE FAIRGROUNDS

NEW CAMPGROUND
CONSTRUCTION PLANS

MISSOURI
STATE FAIRGROUNDS
2503 W 16th STREET
SEDALIA, MO

PROJECT # F2307-01
SITE # 1501
ASSET # 3511501153

REVISION:
DATE:
REVISION:
DATE:
REVISION:
DATE:
ISSUE DATE: 11/11/2025

CAD DWG FILE: 23117.02-SHEETSBASE
DRAWN BY: DEP
CHECKED BY: CWS
DESIGNED BY: BPH

SHEET TITLE:
SANITARY SEWER

SHEET NUMBER:
C-209

P:\2023\23117.02 - Campgrounds Expansion\DWG\DESIGN\23117.02-SHEETSBASE SANITARY.dwg, C-209, 11/11/2025 12:36:17 PM

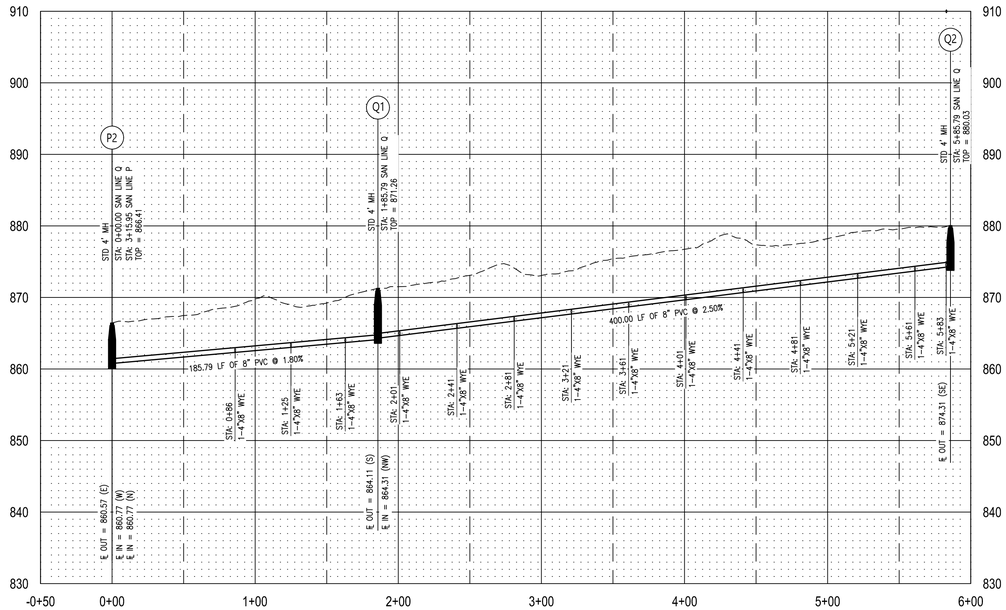

SAN LINE Q (BASE BID)

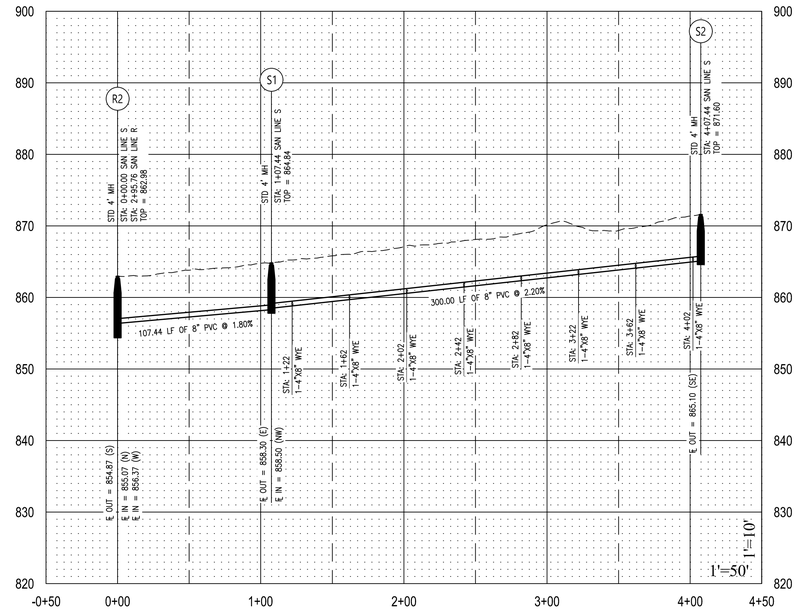

SAN LINE S (BASE BID)

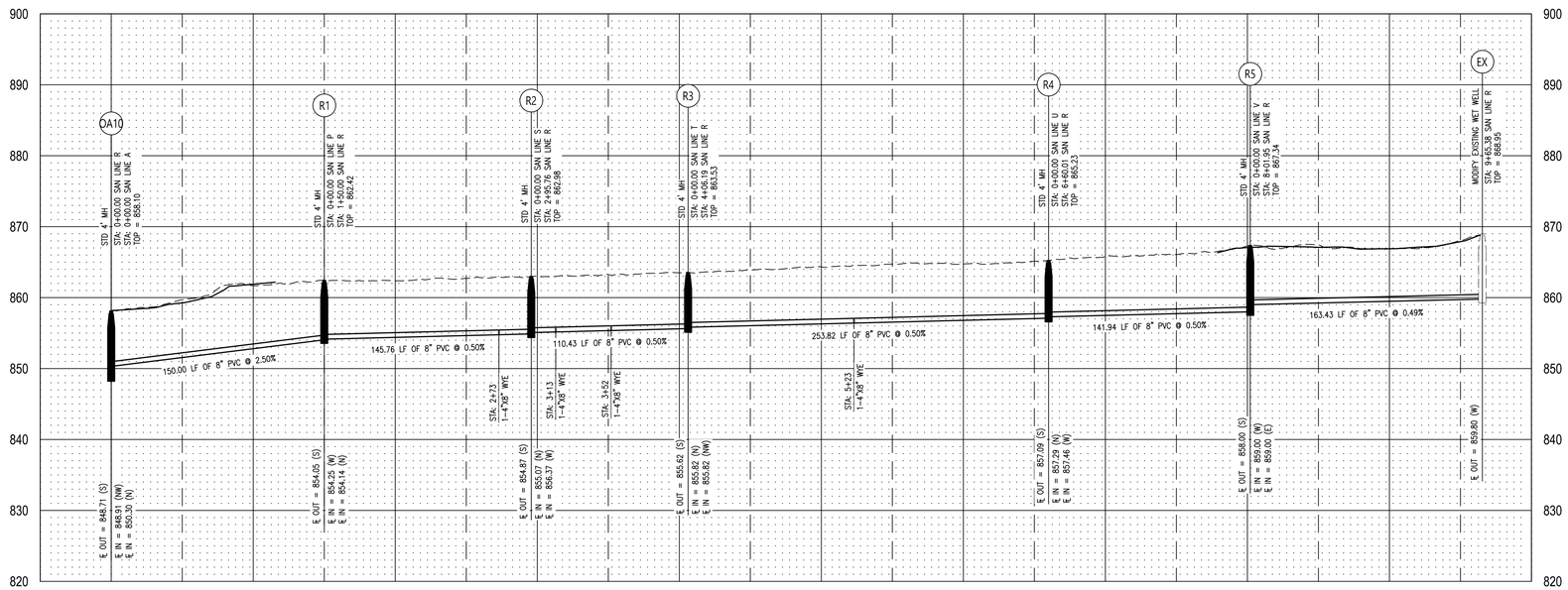

SAN LINE R (BASE BID)

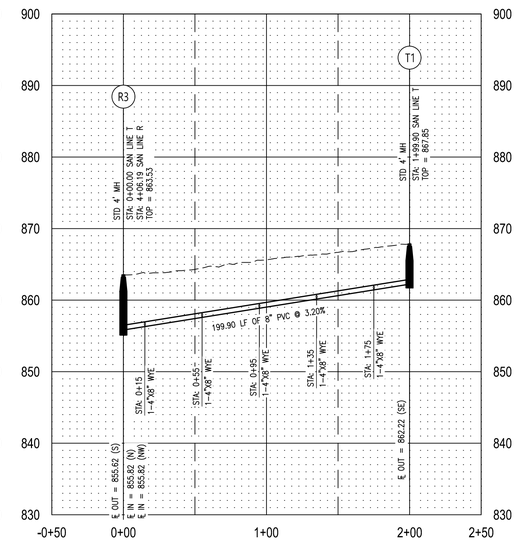

SAN LINE T (BASE BID)

STATE OF MISSOURI
MIKE KEHOE,
GOVERNOR

STATE OF MISSOURI
BRIAN P. HARRINGTON
NUMBER
PE-2000162140
PROFESSIONAL ENGINEER
11/11/2025

ALLSTATE CONSULTANTS
allstateconsultants.net
3312 LEMONE INDUSTRIAL BLVD.
COLUMBIA, MO 65201
(573) 875-8799
P.O. BOX 156, 30601 HIGHWAY 5
MARCELINE, MO 64658
(660) 376-2941
410 SE THIRD ST., SUITE 103C
LEE'S SUMMIT, MO 64063
(816) 895-2310
MISSOURI STATE CERTIFICATE OF AUTHORITY #2007004004

REUSE OF THIS DRAWING IN ANY MANNER IS STRICTLY PROHIBITED WITHOUT THE WRITTEN APPROVAL OF ALLSTATE CONSULTANTS LLC

OFFICE OF ADMINISTRATION
DIVISION OF FACILITIES MANAGEMENT,
DESIGN AND CONSTRUCTION

MISSOURI
STATE FAIRGROUNDS

NEW CAMPGROUND
CONSTRUCTION PLANS

MISSOURI
STATE FAIRGROUNDS
2503 W 16th STREET
SEDALIA, MO

PROJECT # F2307-01
SITE # 1501
ASSET # 3511501153

REVISION:
DATE:
REVISION:
DATE:
REVISION:
DATE:

ISSUE DATE: 11/11/2025

CAD DWG FILE: 23117.02-SHEETSBASE
DRAWN BY: DEP
CHECKED BY: CWS
DESIGNED BY: BPH

SHEET TITLE:
SANITARY SEWER

SHEET NUMBER:
C-210

P:\2023\23117.02 - Campgrounds Expansion\DWG\DESIGN\23117.02-SHEETSBASE SANITARY.dwg, C-210, 11/11/2025 12:36:50 PM

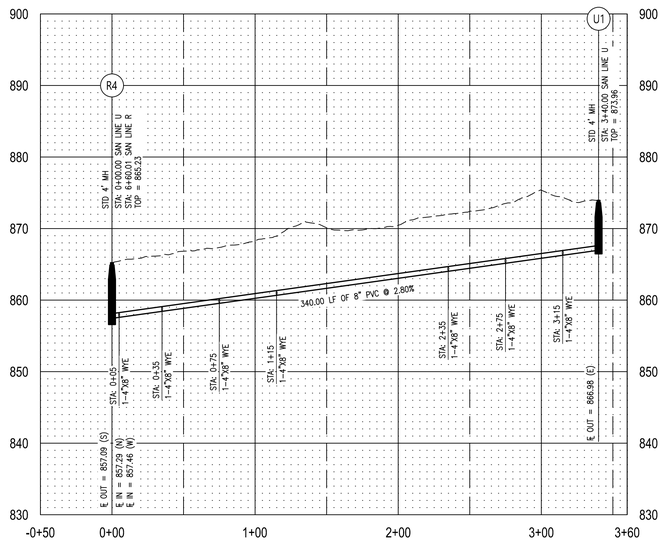

SAN LINE U (BASE BID)

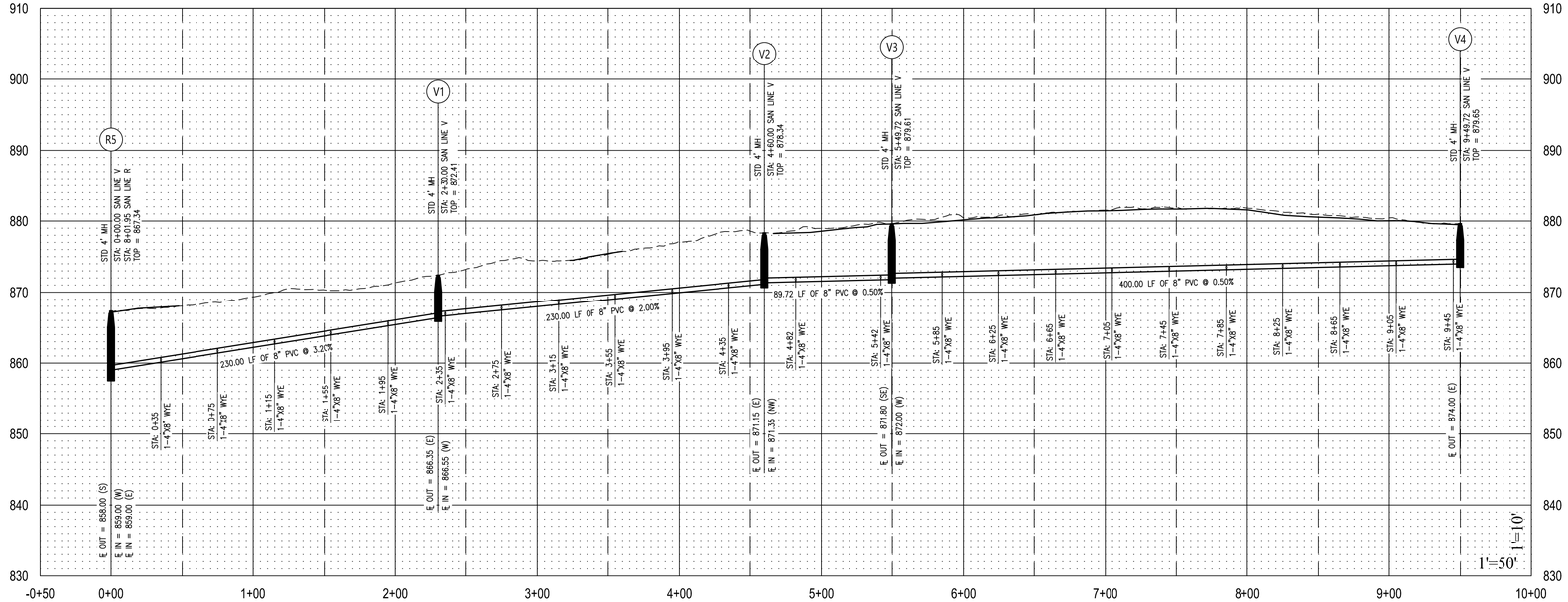

SAN LINE V (ALTERNATE 1)

STATE OF MISSOURI
MIKE KEHOE,
GOVERNOR

STATE OF MISSOURI
BRIAN P. HARRINGTON
NUMBER
PE-2000162140
PROFESSIONAL ENGINEER
11/11/2025

ALLSTATE CONSULTANTS
allstateconsultants.net
3312 LEMONE INDUSTRIAL BLVD.
COLUMBIA, MO 65201
(573) 875-8799
P.O. BOX 156, 30601 HIGHWAY 5
MARCELINE, MO 64658
(660) 376-2941
410 SE THIRD ST., SUITE 103C
LEE'S SUMMIT, MO 64063
(816) 895-2310
MISSOURI STATE CERTIFICATE
OF AUTHORITY #2007004004

REUSE OF THIS DRAWING IN ANY MANNER IS STRICTLY PROHIBITED WITHOUT THE WRITTEN APPROVAL OF ALLSTATE CONSULTANTS LLC

OFFICE OF ADMINISTRATION
DIVISION OF FACILITIES MANAGEMENT,
DESIGN AND CONSTRUCTION

MISSOURI
STATE FAIRGROUNDS

NEW CAMPGROUND
CONSTRUCTION PLANS

MISSOURI
STATE FAIRGROUNDS
2503 W 16th STREET
SEDALIA, MO

PROJECT # F2307-01
SITE # 1501
ASSET # 351501153

REVISION:
DATE:
REVISION:
DATE:
REVISION:
DATE:
ISSUE DATE: 11/11/2025

CAD DWG FILE: 23117.02-SHEETSBASE
DRAWN BY: DEP
CHECKED BY: CWS
DESIGNED BY: BPH

SHEET TITLE:
SANITARY SEWER

SHEET NUMBER:
C-211

P:\2023\23117.02 - Campgrounds Expansion\DWG\DESIGN\23117.02-SHEETSBASE SANITARY.dwg, C-211 UV, 11/11/2025 12:37:44 PM

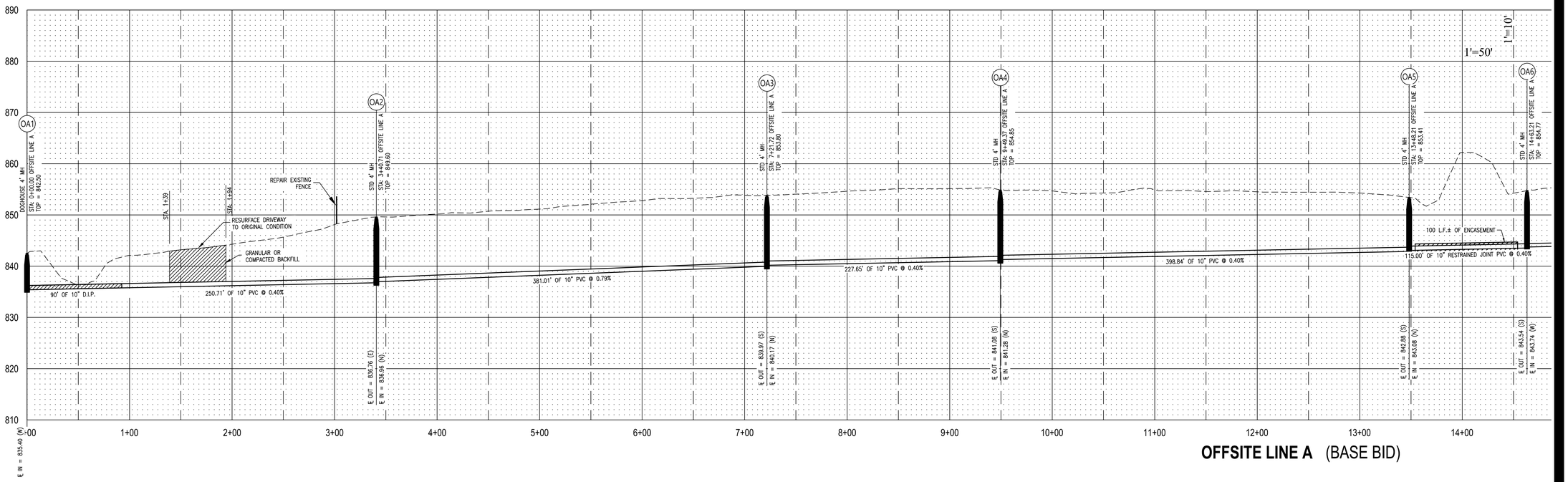

OFFSITE LINE A (BASE BID)

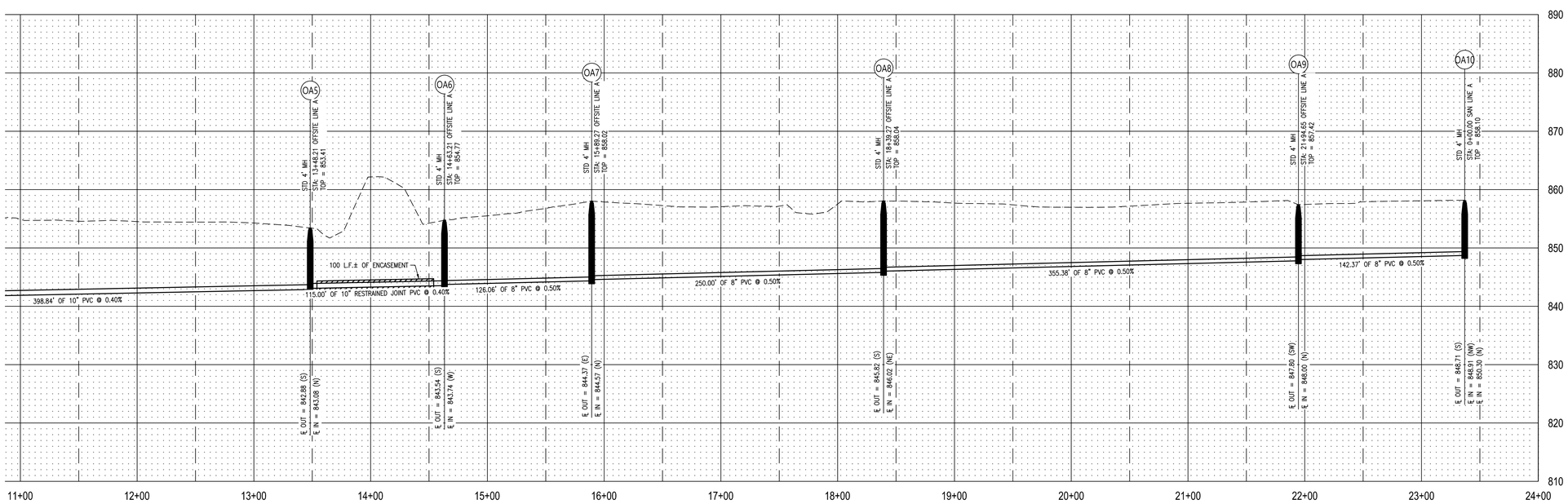

OFFSITE LINE A (BASE BID)

STATE OF MISSOURI
MIKE KEHOE,
GOVERNOR

STATE OF MISSOURI
BRIAN P. HARRINGTON
NUMBER PE-2000162140
PROFESSIONAL ENGINEER
11/11/2025

ALLSTATE CONSULTANTS
allstateconsultants.net

3312 LEMONE INDUSTRIAL BLVD.
COLUMBIA, MO 65201
(573) 875-8799

P.O. BOX 156, 30601 HIGHWAY 5
MARCELINE, MO 64658
(660) 376-2941

410 SE THIRD ST., SUITE 103C
LEE'S SUMMIT, MO 64063
(816) 895-2310

MISSOURI STATE CERTIFICATE OF AUTHORITY #2007004004

REUSE OF THIS DRAWING IN ANY MANNER IS STRICTLY PROHIBITED WITHOUT THE WRITTEN APPROVAL OF ALLSTATE CONSULTANTS LLC

OFFICE OF ADMINISTRATION
DIVISION OF FACILITIES MANAGEMENT,
DESIGN AND CONSTRUCTION

MISSOURI
STATE FAIRGROUNDS

NEW CAMPGROUND
CONSTRUCTION PLANS

MISSOURI
STATE FAIRGROUNDS
2503 W 16th STREET
SEDALIA, MO

PROJECT # F2307-01
SITE # 1501
ASSET # 3511501153

REVISION:
DATE:
REVISION:
DATE:
REVISION:
DATE:

ISSUE DATE: 11/11/2025

CAD DWG FILE: 23117.02-SHEETSBASE
DRAWN BY: DEP
CHECKED BY: CWS
DESIGNED BY: BPH

SHEET TITLE:

SANITARY SEWER

SHEET NUMBER:

C-212

P:\2023\23117.02 - Campgrounds Expansion\DWG\DESIGN\23117.02-SHEETSBASE SANITARY.dwg, C-212 OFFSITE, 11/11/2025 1:05:14 PM

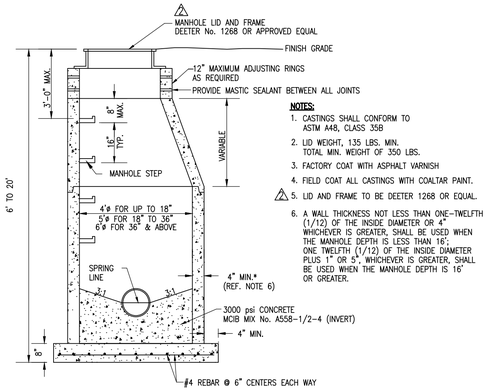

NOTES:

1. CASTINGS SHALL CONFORM TO ASTM A48, CLASS 35B
2. LID WEIGHT, 135 LBS. MIN. TOTAL MIN. WEIGHT OF 350 LBS.
3. FACTORY COAT WITH ASPHALT VARNISH
4. FIELD COAT ALL CASTINGS WITH COALTAR PAINT.
5. LID AND FRAME TO BE DEETER 1268 OR EQUAL.
6. A WALL THICKNESS NOT LESS THAN ONE-TWELFTH (1/12) OF THE INSIDE DIAMETER OR 4" WHICHEVER IS GREATER, SHALL BE USED WHEN THE MANHOLE DEPTH IS LESS THAN 16', ONE TWELFTH (1/12) OF THE INSIDE DIAMETER PLUS 1" OR 5", WHICHEVER IS GREATER, SHALL BE USED WHEN THE MANHOLE DEPTH IS 16' OR GREATER.

STANDARD MANHOLE

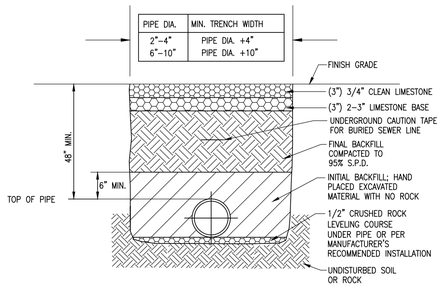

PIPE DIA.	MIN. TRENCH WIDTH
2"-4"	PIPE DIA. +4"
6"-10"	PIPE DIA. +10"

PVC & DUCTILE IRON PIPE EMBEDMENT LOCATED UNDER AGGREGATE SURFACES

TYPICAL EMBEDMENT DETAIL FOR ALL DUCTILE IRON AND PVC PIPING LOCATED UNDER AGGREGATE SURFACES.

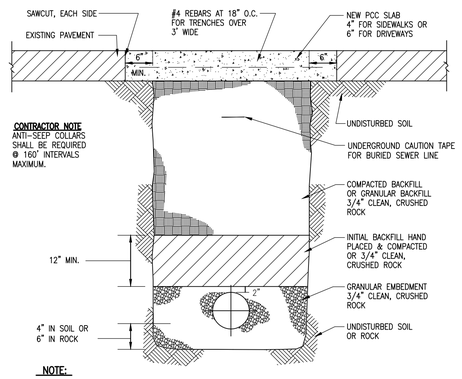

CONTRACTOR NOTE
ANTI-SEEP COLLARS SHALL BE REQUIRED @ 160' INTERVALS MAXIMUM.

NOTE:
FOR ASPHALT PAVEMENT USE 6" PCC SLAB OVERLAID BY A MINIMUM OF 2" ASPHALTIC CONCRETE TO MATCH EXISTING GRADE

PAVEMENT REPLACEMENT

SANITARY SEWERS SPECIFICATIONS

SEWER PIPE

1. Reinforced Concrete Pipe – Reinforced concrete pipe and fittings shall conform to the requirements of ASTM C76. Gaskets shall be neoprene or other synthetic rubber. Natural rubber gaskets will not be acceptable.
2. Ductile Iron Pipe – Ductile iron pipe shall conform to AWWA C151, Class 51 minimum. Joints shall be mechanical or push-on joints and conform to the current specification AWWA C111. Gaskets shall be neoprene or synthetic rubber material. Natural rubber gaskets will not be acceptable.
3. Fittings shall conform to the current AWWA specifications C110 and C153 and shall have a pressure rating of not less than that specified for the pipe.
4. Polyvinyl Chloride Pipe (PVC)
   A. Gravity Sewer: Polyvinyl chloride pipe shall conform to ASTM D-3034, Type PSM. The minimum wall thickness shall conform to SDR 35 (minimum).
   B. Servicelines: Polyvinyl chloride pipe shall be SDR 26 (minimum).
   C. Pressure Forcemain: Polyvinyl chloride pipe shall conform to ASTM D-2241. The minimum wall thickness shall conform to SDR 21 (minimum) for pipe size 2" in diameter or larger. For pipe size smaller than 2" in diameter the pipe shall conform to Schedule 40 (minimum).
5. Flexible gasketed joints shall be compression-type with an integral bell. The integral bell shall have an elastomeric gasket ring conforming to the requirements of ASTM D-3139 (Pressure Pipe), ASTM D-3212 (Drain and Sewer), and ASTM F477. Gaskets shall be neoprene or other material. Natural rubber gaskets will not be acceptable.
6. For sewer pipe with depth of cover exceeding 15 feet, the Engineer shall make earth loading analysis to determine if increased pipe strength is required in accordance with manufacturer specifications.

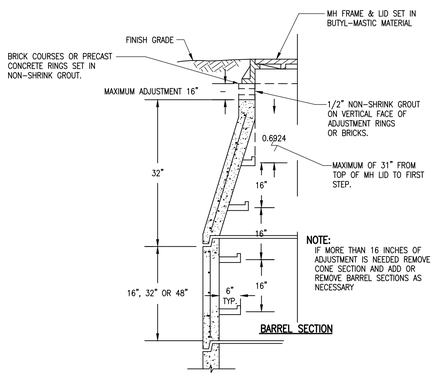

NOTE:
IF MORE THAN 16 INCHES OF ADJUSTMENT IS NEEDED REMOVE CONE SECTION AND ADD OR REMOVE BARREL SECTIONS AS NECESSARY

MANHOLE ADJUSTMENT

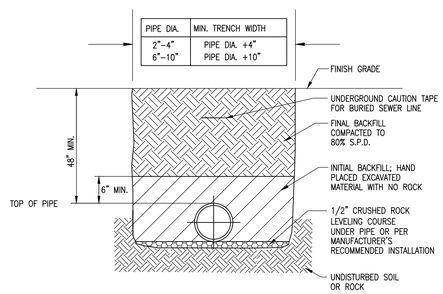

PIPE DIA.	MIN. TRENCH WIDTH
2"-4"	PIPE DIA. +4"
6"-10"	PIPE DIA. +10"

PVC & DUCTILE IRON PIPE w/o GRANULAR EMBEDMENT

TYPICAL EMBEDMENT DETAIL FOR ALL DUCTILE IRON AND PVC PIPING NOT LOCATED UNDER PAVED OR AGGREGATE SURFACES.

CONTRACTOR NOTE
ANTI-SEEP COLLARS SHALL BE REQUIRED @ 160' INTERVALS MAXIMUM.

PIPE ø	MIN. TRENCH WIDTH
8"-10"	PIPE ø +10"
12"-36"	PIPE ø +12"

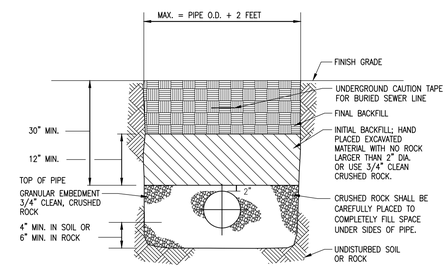

PVC & DUCTILE IRON PIPE w/ GRANULAR EMBEDMENT

TYPICAL EMBEDMENT DETAIL FOR ALL DUCTILE IRON AND PVC PIPING NOT LOCATED UNDER PAVED OR AGGREGATE SURFACES.

MANHOLES SPECIFICATIONS

Manholes shall be provided/installed complete with ring and cover, steps, fittings, and other appurtenances, in accordance with the following criteria and standard details, and manufacturers recommendations.

1. Concrete – 4000 PSI MCIB Mix No. A558-1-2
   3000 PSI MCIB Mix No. A535-1/2-4
2. Precast Sections – Circular precast concrete shall meet the requirements of ASTM C478. The exterior of all joints shall be sealed with 6" Hamilton-Kent "Kent Seal" tape or approved equal.
3. Dimensions – As shown, or per manufacturers recommendations.
4. Flexible Joint – Hamilton-Kent "Kent Seal", Bidco Sealants, Inc. "Bidco C56", or approved equal. The minimum bead dimensions shall be one square inch.
5. Coal Tar Paint – Koppers "Bitumastic Super Service Black", Tnemec "46-450 Heavy Tnemecol", Porter "Tar Mastic 100", or approved equal.
6. Flexible Gaskets – Flexible gaskets shall be Press-wedge, PSX (Press Seal Gasket Corporation), A-Lok (A-Lok Products, Inc.), or approved equal.
7. Portland Cement – Portland Cement shall conform to ASTM C150, Type II or IV. When high early strength is required, Type IV can be used.
8. Fine Aggregate – Fine aggregate shall meet the requirements of ASTM C33.
9. Coarse Aggregate – Coarse aggregate shall meet the requirements of ASTM C33.
10. Mortar – One part Portland Cement, Type II, three parts sand, one-fourth part Hydrated lime, conforming to ASTM C207.
11. Lifting Eyes – All manholes shall be cast with proper lifting eyes on all precast manhole sections.
12. Reinforcing Steel – ASTM A615, Grade 40 or Grade 60.
13. Precast concrete manholes shall conform to ASTM C478 except as modified by the specifications.
14. Bases not built monolithic with bottom section shall be poured of 4000 PSI concrete. Monolithic bases shall not interfere w/pipe installation.
15. Manhole may be transitioned to 4'0" diameter, 8' above F.L. of outfall for 5'0" and 6'0" manholes.
16. The bottom section of all precast manholes not built monolithic with the base shall be set into a steel-reinforced poured concrete base a minimum of 4". (#4@6"E.W.)
17. Waterproofing will be required on the outside of manholes. The bitumen shall consist of two (2) six (6) mil coats of coal tar paint.
18. The compressive strength of concrete used in the construction of precast reinforced concrete manholes shall be not less than 4000 PSI.
19. Only eccentric manhole cones will be allowed unless otherwise approved by the City Engineer.
20. Plastic manhole steps shall be provided, spaced at 1'-4" O.C., where inlet or manhole depth is greater than 4'-0". Steps shall be M.A. Ind., Inc. model PS-2-PF or approved equal. Steps shall be cast-in-place unless otherwise approved by the Engineer.
21. The fill concrete flow channel for side branches shall be placed to provide a smooth transition into the line flow.
22. Manholes shall not be constructed within limits of stream banks.
23. Flexible gaskets shall be Press-Wedge, PSX (Press Wedge Corp.) A-Lock (A-Lock Products Inc.), or approved equal. Gaskets shall be installed according to product manufacturer. Manhole manufacturer shall be responsible for extra reinf. steel and concrete placement on manholes.

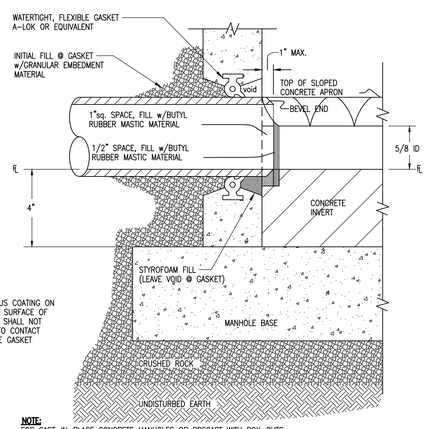

NOTE:
BITUMINOUS COATING ON EXTERIOR SURFACE OF MANHOLE SHALL NOT COME INTO CONTACT WITH PIPE GASKET

NOTE:
FOR CAST-IN-PLACE CONCRETE MANHOLES OR PRECAST WITH BOX-OUTS, THE GASKET SHALL BE A RUBBER LABYRINTH WATERSTOP WITH STAINLESS STEEL CLAMPING BANDS LOCATED AT CENTER OF WALL AND THE SPACE BETWEEN PIPE & WALL COMPLETELY GROUTED WITH NON-SHRINK GROUT.

MANHOLE GASKET

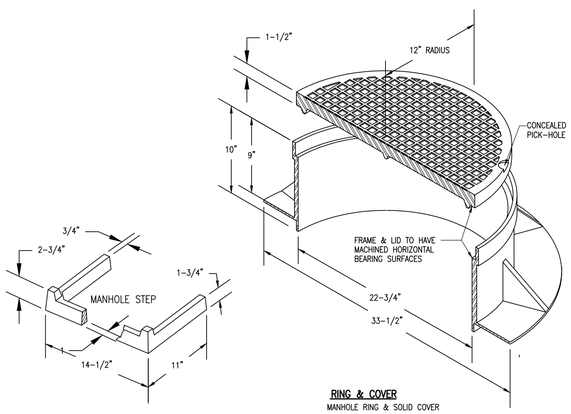

MANHOLE STEP

RING & COVER
MANHOLE RING & SOLID COVER

MANHOLE CASTINGS

NOTES:

1. BACKFILL SHALL BE JOB EXCAVATED MATERIAL FREE FROM DEBRIS AND STONES COMPACTED TO 90% OF STANDARD PROCTOR DENSITY AT OPTIMUM MOISTURE CONTENT AS DETERMINED BY ASTM D698. FOR BACKFILL UNDER PAVEMENT (EXISTING OR PROPOSED) SEE SD-9 AND SD-11.
2. BEDDING MATERIAL SHALL BE 1/2" TO 3/4" CLEAN CRUSHED ROCK.
3. TRENCH BANKS WILL BE CUT BACK ON SLOPES IN ACCORDANCE WITH CURRENT OSHA REGULATIONS. SLOPES MUST NOT EXTEND BELOW TOP OF BEDDING.
4. MINIMUM AND MAXIMUM WIDTHS SHALL BE IN ACCORDANCE WITH PIPE MANUFACTURER'S RECOMMENDATION AS APPROVED ON ENGINEERING PLANS.

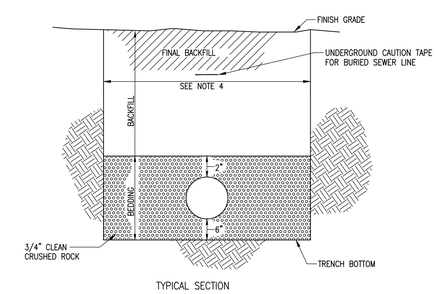

TYPICAL SECTION

TYPICAL SECTION

STATE OF MISSOURI
MIKE KEHOE,
GOVERNOR

STATE OF MISSOURI
BRIAN P. HARRINGTON
NUMBER PE-2000162140
PROFESSIONAL ENGINEER
11/11/2025

ALLSTATE CONSULTANTS
allstateconsultants.net
3312 LEMONE INDUSTRIAL BLVD.
COLUMBIA, MO 65201
(573) 875-8799
P.O. BOX 156, 30601 HIGHWAY 5
MARCELINE, MO 64658
(660) 376-2941
410 SE THIRD ST., SUITE 103C
LEE'S SUMMIT, MO 64063
(816) 895-2310
MISSOURI STATE CERTIFICATE OF AUTHORITY #2007004004

REUSE OF THIS DRAWING IN ANY MANNER IS STRICTLY PROHIBITED WITHOUT THE WRITTEN APPROVAL OF ALLSTATE CONSULTANTS LLC

OFFICE OF ADMINISTRATION
DIVISION OF FACILITIES MANAGEMENT,
DESIGN AND CONSTRUCTION

MISSOURI
STATE FAIRGROUNDS

NEW CAMPGROUND
CONSTRUCTION PLANS

MISSOURI
STATE FAIRGROUNDS
2503 W 16th STREET
SEDALIA, MO

PROJECT # F2307-01
SITE # 1501
ASSET # 3511501153

REVISION:
DATE:
REVISION:
DATE:
REVISION:
DATE:
ISSUE DATE: 11/11/2025

CAD DWG FILE: 231117.02-SHEETSBASE
DRAWN BY: DEP
CHECKED BY: CWS
DESIGNED BY: BPH

SHEET TITLE:
SANITARY DETAILS

SHEET NUMBER:
C-213

P:\2023\23117.02 - Campground Expansion\DWG\DESIGN\23117.02-DESIGN SWR DTLS.dwg, 213 DETAILS, 11/11/2025 1:05:52 PM

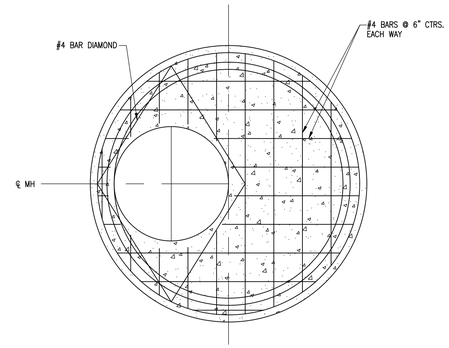

PLAN

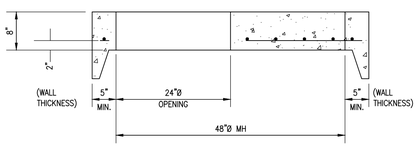

SECTIONAL ELEVATION

FLAT TOP MANHOLE SECTION

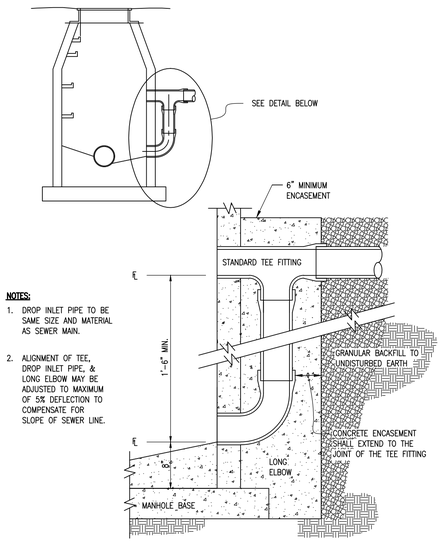

NOTES:

1. DROP INLET PIPE TO BE SAME SIZE AND MATERIAL AS SEWER MAIN.
2. ALIGNMENT OF TEE, DROP INLET PIPE, & LONG ELBOW MAY BE ADJUSTED TO MAXIMUM OF 5% DEFLECTION TO COMPENSATE FOR SLOPE OF SEWER LINE.

OUTSIDE DROP MANHOLE

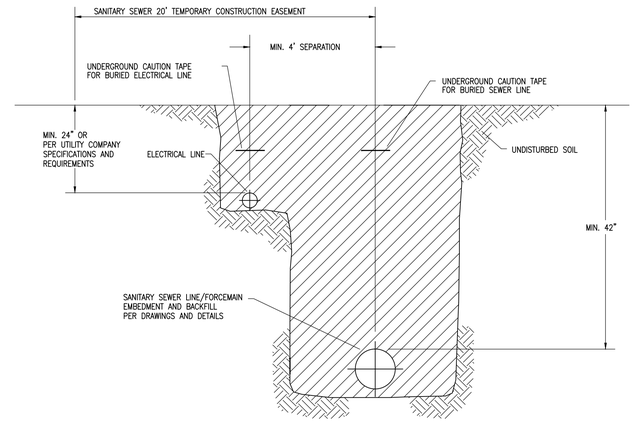

STANDARD TRENCH DETAIL

ELECTRICAL CONDUIT AND COLLECTION LINE

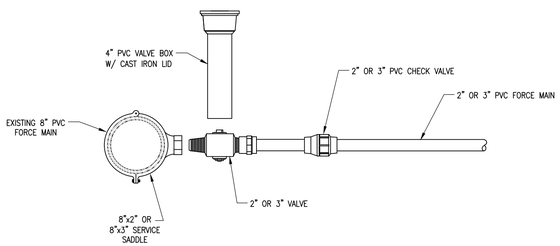

2" OR 3" FORCE MAIN TIE-IN TO EXISTING 8" FORCE MAIN

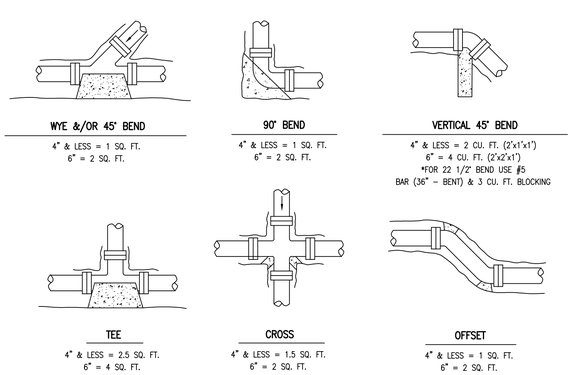

TYPICAL THRUST BLOCKS

(THRUST BLOCKS SHOWN ARE BASED UPON SOIL PRESSURE – 3000 POUNDS/SQUARE FOOT.) FITTINGS TO BE POLYETHYLENE WRAPPED PRIOR TO PLACEMENT OF CONCRETE. (CONCRETE: 5 BAG MIX, MIN. YIELD = 3000 PSI.)

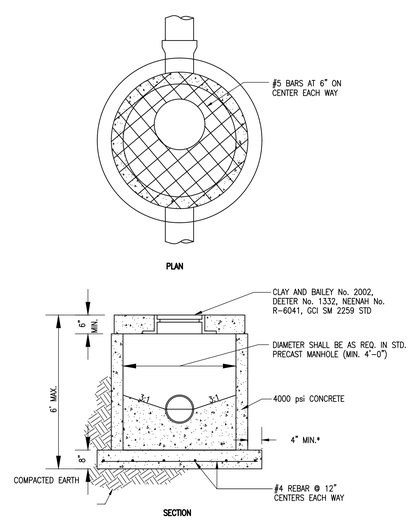

*A WALL THICKNESS NOT LESS THAN ONE-TWELFTH (1/12) OF THE INSIDE DIAMETER OR 4", WHICHEVER IS GREATER, SHALL BE USED.

SHALLOW MANHOLE

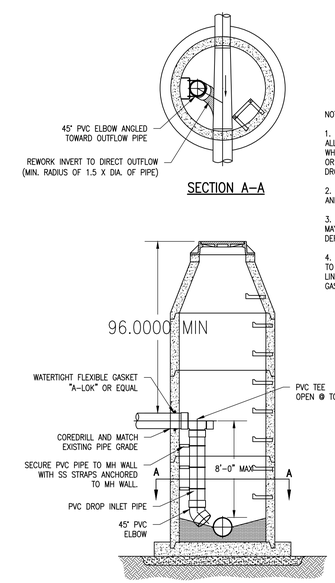

NOTES:

1. INSIDE DROP CONNECTION ONLY ALLOWED WITH ENGINEERS APPROVAL, WHEN IT DEEMS UNFEASIBLE, UNPRACTICAL OR DANGEROUS TO PROVIDE OUTSIDE DROP.
2. DROP INLET PIPE TO BE SAME SIZE AND MATERIAL AS SEWER LINE.
3. ALIGNMENT OF TEE: DROP INLET PIPE MAY BE ADJUSTED TO A MAXIMUM OF 5% DEFLECTION.
4. ANNULAR SPACE AROUND NEW PIPE TO BE SEALED WITH NON-SHRINK GROUT, LINK SEAL, OR WATERTIGHT AND FLEXIBLE GASKET.

INSIDE DROP MANHOLE

STATE OF MISSOURI
MIKE KEHOE,
GOVERNOR

STATE OF MISSOURI
BRIAN P. HARRINGTON
NUMBER PE-2000162140
PROFESSIONAL ENGINEER
11/11/2025

ALLSTATE CONSULTANTS
allstateconsultants.net
3312 LEMONE INDUSTRIAL BLVD.
COLUMBIA, MO 65201
(573) 875-8799
P.O. BOX 156, 30601 HIGHWAY 5
MARCELINE, MO 64658
(660) 376-2941
410 SE THIRD ST., SUITE 103C
LEE'S SUMMIT, MO 64063
(816) 895-2310
MISSOURI STATE CERTIFICATE OF AUTHORITY #2007004004

REUSE OF THIS DRAWING IN ANY MANNER IS STRICTLY PROHIBITED WITHOUT THE WRITTEN APPROVAL OF ALLSTATE CONSULTANTS LLC

OFFICE OF ADMINISTRATION
DIVISION OF FACILITIES MANAGEMENT,
DESIGN AND CONSTRUCTION

MISSOURI
STATE FAIRGROUNDS

NEW CAMPGROUND
CONSTRUCTION PLANS

MISSOURI
STATE FAIRGROUNDS
2503 W 16th STREET
SEDALIA, MO

PROJECT # F2307-01
SITE # 1501
ASSET # 3511501153

REVISION:
DATE:
REVISION:
DATE:
REVISION:
DATE:
ISSUE DATE: 11/11/2025

CAD DWG FILE: 23117.02-SHEETSBASE
DRAWN BY: DEP
CHECKED BY: CWS
DESIGNED BY: BPH

SHEET TITLE:
SANITARY SEWER

SHEET NUMBER:
C-214

P:\2023\23117.02 - Campground Expansion\DWG\DESIGN\23117.02-DESIGN SWR DTLS.dwg, 214 DETAILS, 11/11/2025 1:06:12 PM

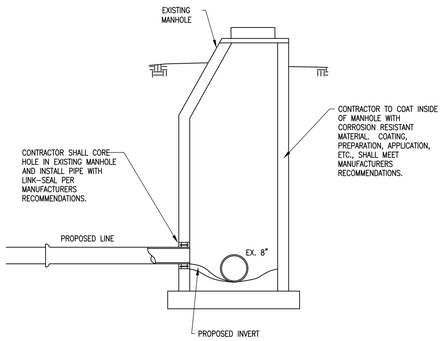

EXISTING MANHOLE TIE-IN

~N.T.S.~

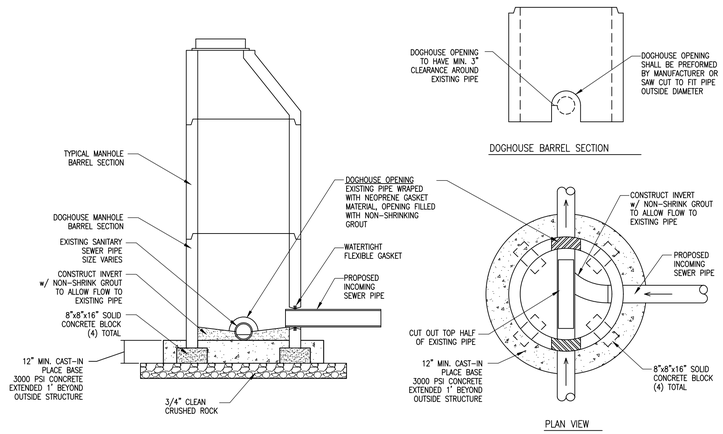

DOGHOUSE MANHOLE

~N.T.S.~

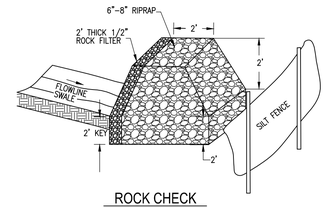

ROCK CHECK

~N.T.S.~

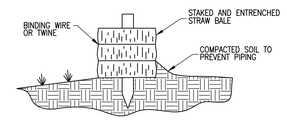

STRAW BALE CHECK

~N.T.S.~

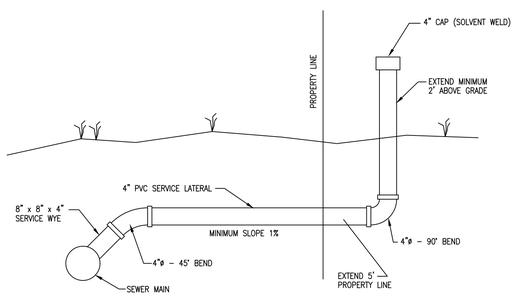

TYPICAL SEVICE LATERAL EXTENSION

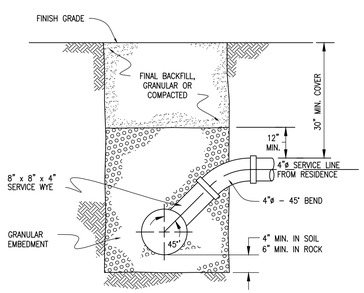

STANDARD SERVICE CONNECTION

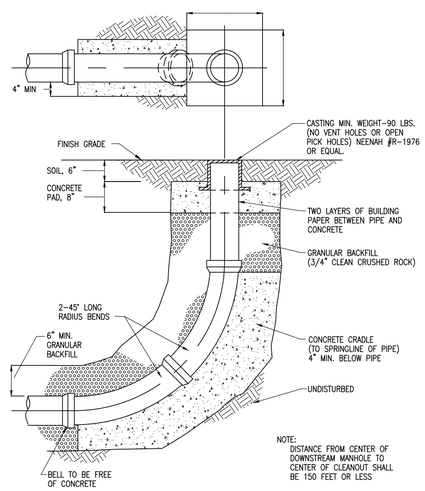

GRAVITY END OF LINE CLEAN OUT/LAMPHOLE

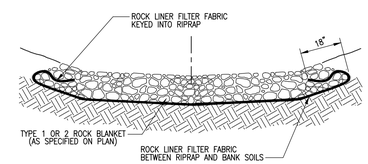

NOTE:
1. ROCK LINER FILTER FABRIC SHALL CONSIST OF A NON-WOVEN, POLYPROPYLENE TYPE FABRIC SUCH AS: AMOCO 4553 NON-WOVEN GEOTEXTILE FABRIC OR APPROVED EQUAL.

RIP RAP W / FILTER FABRIC

~N.T.S.~

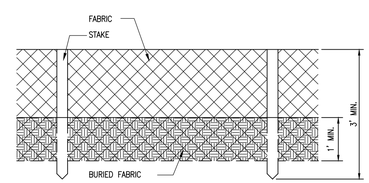

SILT FENCE INSTALLATION

~N.T.S.~

STATE OF MISSOURI
MIKE KEHOE,
GOVERNOR

STATE OF MISSOURI
BRIAN P. HARRINGTON
NUMBER PE-2000162140
PROFESSIONAL ENGINEER
11/11/2025

ALLSTATE CONSULTANTS
allstateconsultants.net
3312 LEMONE INDUSTRIAL BLVD.
COLUMBIA, MO 65201
(573) 875-8799
P.O. BOX 156, 30601 HIGHWAY 5
MARCELINE, MO 64658
(660) 376-2941
410 SE THIRD ST., SUITE 103C
LEE'S SUMMIT, MO 64063
(816) 895-2310
MISSOURI STATE CERTIFICATE OF AUTHORITY #2007004004

REUSE OF THIS DRAWING IN ANY MANNER IS STRICTLY PROHIBITED WITHOUT THE WRITTEN APPROVAL OF ALLSTATE CONSULTANTS LLC

OFFICE OF ADMINISTRATION
DIVISION OF FACILITIES MANAGEMENT,
DESIGN AND CONSTRUCTION

MISSOURI
STATE FAIRGROUNDS

NEW CAMPGROUND
CONSTRUCTION PLANS

MISSOURI
STATE FAIRGROUNDS
2503 W 16th STREET
SEDALIA, MO

PROJECT # F2307-01
SITE # 1501
ASSET # 3511501153

REVISION:
DATE:
REVISION:
DATE:
REVISION:
DATE:
ISSUE DATE: 11/11/2025

CAD DWG FILE: 23117.02-SHEETSBASE
DRAWN BY: DEP
CHECKED BY: CWS
DESIGNED BY: BPH

SHEET TITLE:
SANITARY DETAILS

SHEET NUMBER:
C-215

P:\2023\23117.02 - Campgrounds Expansion\DWG\DESIGN\23117.02-DESIGN SWR DTLS.dwg, 215 DETAILS, 11/11/2025 1:06:25 PM

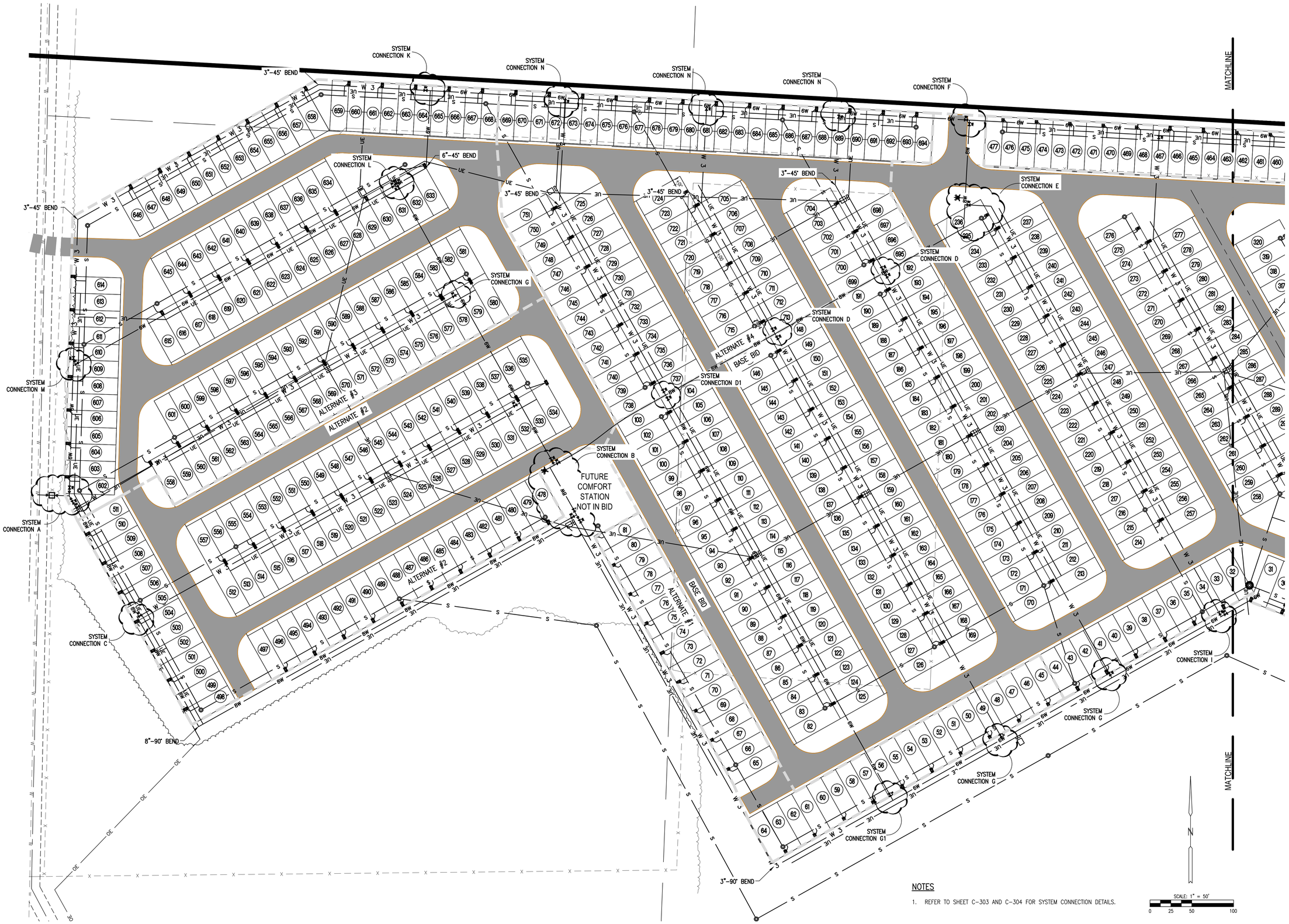

NOTES

1. REFER TO SHEET C-303 AND C-304 FOR SYSTEM CONNECTION DETAILS.

STATE OF MISSOURI
MIKE KEHOE,
GOVERNOR

STATE OF MISSOURI
BRIAN P. HARRINGTON
NUMBER PE-2000162110
PROFESSIONAL ENGINEER
11/11/2025

ALLSTATE CONSULTANTS
allstateconsultants.net
3312 LEMONE INDUSTRIAL BLVD.
COLUMBIA, MO 65201
(573) 875-8799
P.O. BOX 156, 30601 HIGHWAY 5
MARCELINE, MO 64658
(660) 376-2941
410 SE THIRD ST., SUITE 103C
LEE'S SUMMIT, MO 64063
(816) 895-2310
MISSOURI STATE CERTIFICATE OF AUTHORITY #2007004004

REUSE OF THIS DRAWING IN ANY MANNER IS STRICTLY PROHIBITED WITHOUT THE WRITTEN APPROVAL OF ALLSTATE CONSULTANTS LLC

OFFICE OF ADMINISTRATION
DIVISION OF FACILITIES MANAGEMENT,
DESIGN AND CONSTRUCTION

MISSOURI
STATE FAIRGROUNDS

NEW CAMPGROUND
CONSTRUCTION PLANS

MISSOURI
STATE FAIRGROUNDS
2503 W 16th STREET
SEDALIA, MO

PROJECT # F2307-01
SITE # 1501
ASSET # 3511501153

REVISION:
DATE:
REVISION:
DATE:
REVISION:
DATE:
ISSUE DATE: 11/11/2025

CAD DWG FILE: 23117.02-SHEETSBASE
DRAWN BY: DEP
CHECKED BY: CWS
DESIGNED BY: BPH

SHEET TITLE:

WATERLINE PLAN

SHEET NUMBER:

C-301

P:\2023\23117.02 - Campgrounds Expansion\DWG\DESIGN\23117.02-SHEETSBASE.dwg, C-301 WATERLINE, 11/11/2025 1:02:10 PM

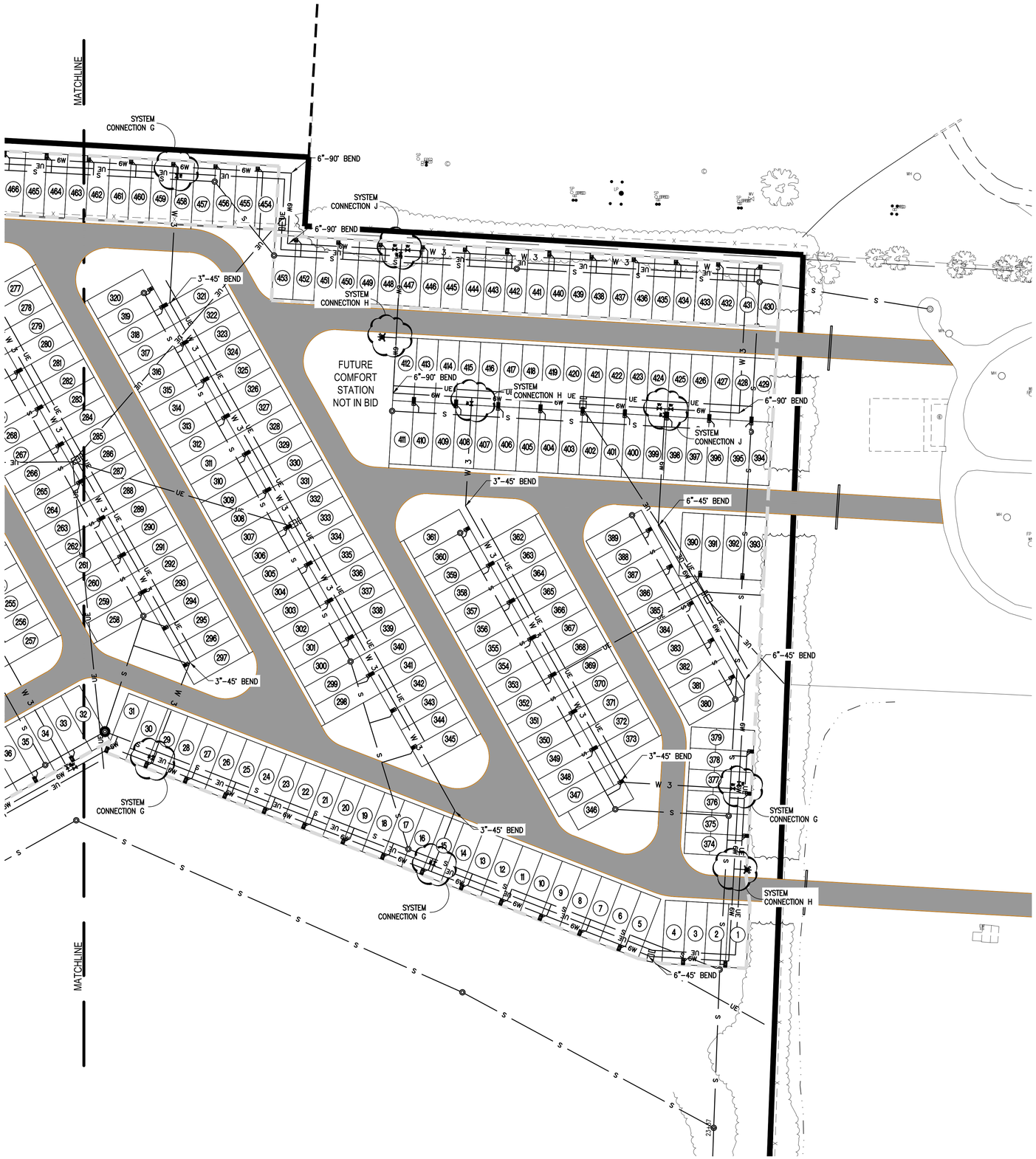

NOTES

1. REFER TO SHEET C-303 AND C-304 FOR SYSTEM CONNECTION DETAILS.

N

SCALE: 1" = 50'
0 25 50 100

STATE OF MISSOURI
MIKE KEHOE,
GOVERNOR

STATE OF MISSOURI
BRIAN P. HARRINGTON
NUMBER
PE-2000162110
PROFESSIONAL ENGINEER
11/11/2025

ALLSTATE CONSULTANTS
allstateconsultants.net
3312 LEMONE INDUSTRIAL BLVD.
COLUMBIA, MO 65201
(573) 875-8799
P.O. BOX 156, 30601 HIGHWAY 5
MARCELINE, MO 64658
(660) 376-2941
410 SE THIRD ST., SUITE 103C
LEE'S SUMMIT, MO 64063
(816) 895-2310
MISSOURI STATE CERTIFICATE OF AUTHORITY #2007004004

REUSE OF THIS DRAWING IN ANY MANNER IS STRICTLY PROHIBITED WITHOUT THE WRITTEN APPROVAL OF ALLSTATE CONSULTANTS LLC

OFFICE OF ADMINISTRATION
DIVISION OF FACILITIES MANAGEMENT,
DESIGN AND CONSTRUCTION

MISSOURI
STATE FAIRGROUNDS

NEW CAMPGROUND
CONSTRUCTION PLANS

MISSOURI
STATE FAIRGROUNDS
2503 W 16th STREET
SEDALIA, MO

PROJECT # F2307-01
SITE # 1501
ASSET # 3511501153

REVISION:
DATE:
REVISION:
DATE:
REVISION:
DATE:
ISSUE DATE: 11/11/2025

CAD DWG FILE: 23117.02-SHEETSBASE
DRAWN BY: DEP
CHECKED BY: CWS
DESIGNED BY: BPH

SHEET TITLE:
WATERLINE PLAN

SHEET NUMBER:
C-302

P:\2023\23117.02 - Campgrounds Expansion\DWG\DESIGN\23117.02-SHEETSBASE.dwg, C-302 WATERLINE, 11/11/2025 1:02:44 PM

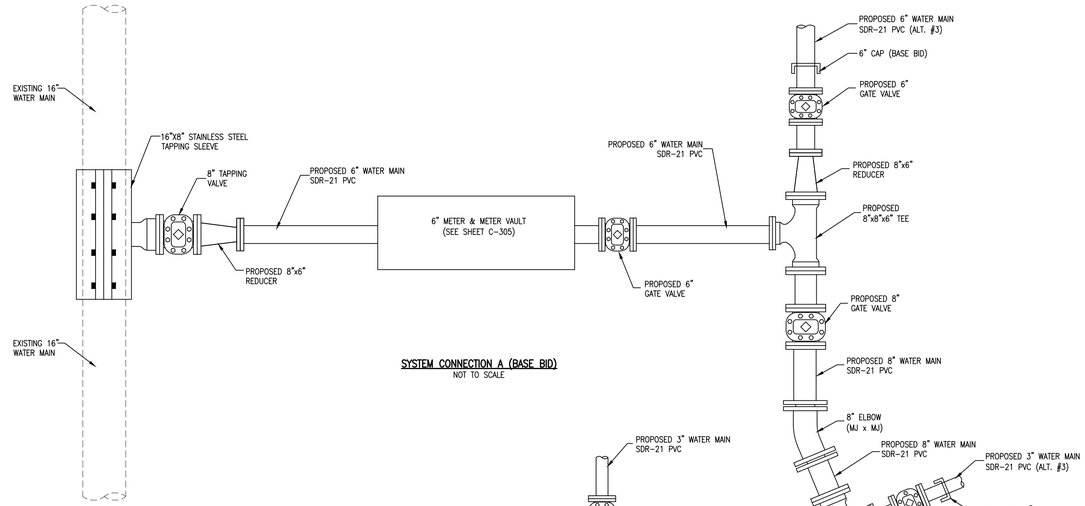

SYSTEM CONNECTION A (BASE BID)
NOT TO SCALE

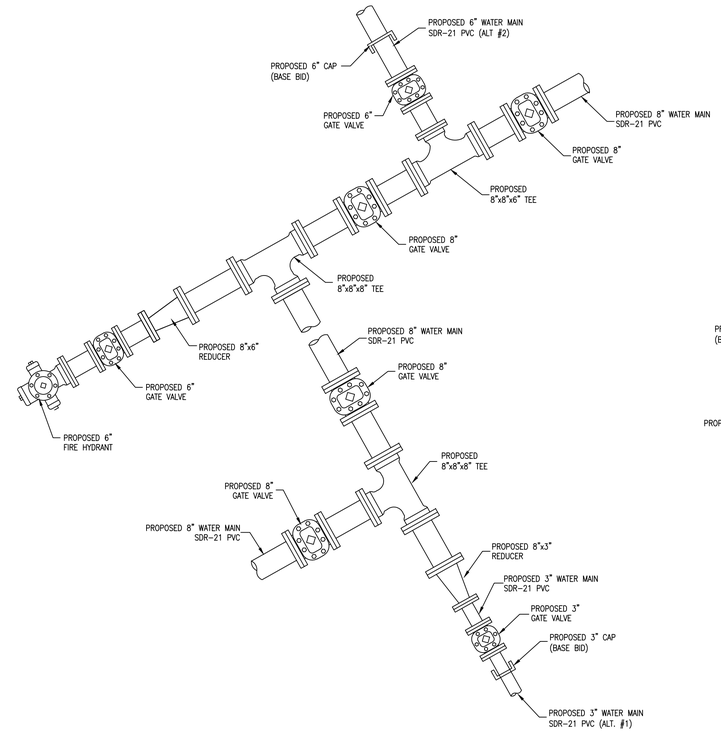

SYSTEM CONNECTION B (BASE BID)
NOT TO SCALE

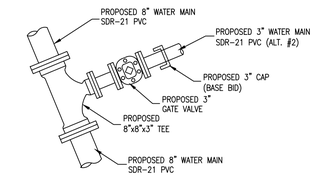

SYSTEM CONNECTION C (BASE BID)
NOT TO SCALE

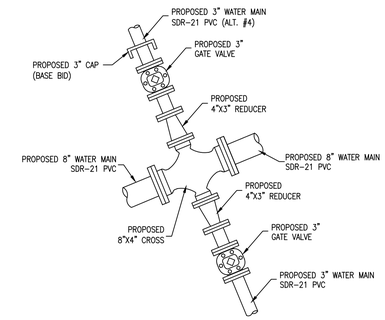

SYSTEM CONNECTION D (BASE BID)
NOT TO SCALE

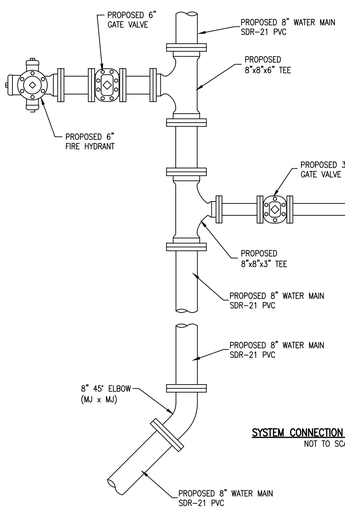

SYSTEM CONNECTION E (BASE BID)
NOT TO SCALE

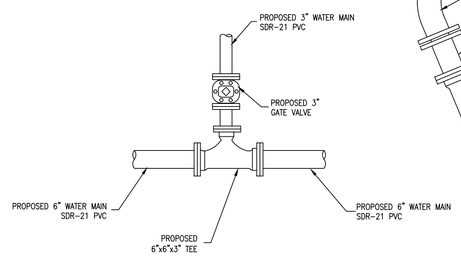

SYSTEM CONNECTION G (BASE BID)
NOT TO SCALE

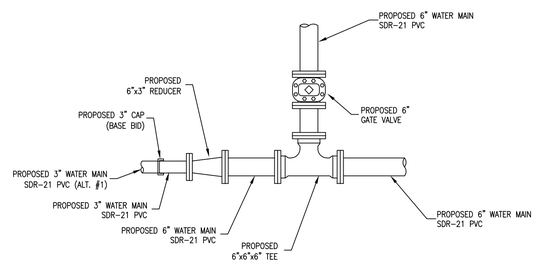

SYSTEM CONNECTION G1 (BASE BID)
NOT TO SCALE

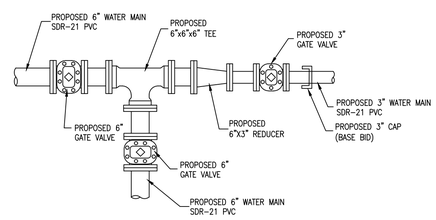

SYSTEM CONNECTION J (BASE BID)
NOT TO SCALE

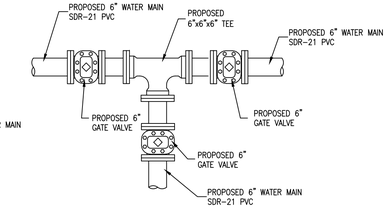

SYSTEM CONNECTION L (ALT #3)
NOT TO SCALE

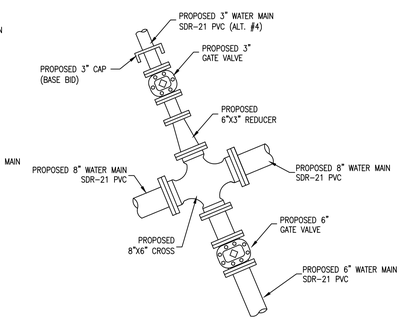

SYSTEM CONNECTION D1 (BASE BID)
NOT TO SCALE

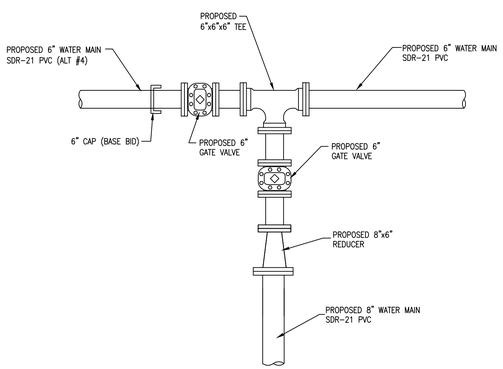

SYSTEM CONNECTION F (BASE BID)
NOT TO SCALE

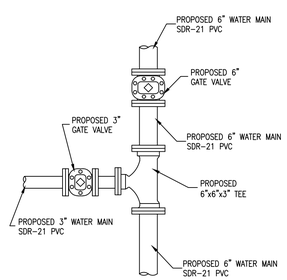

SYSTEM CONNECTION I (BASE BID)
NOT TO SCALE

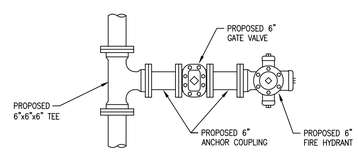

SYSTEM CONNECTION H (BASE BID)
NOT TO SCALE

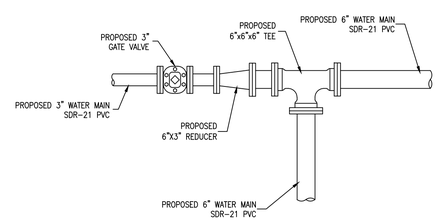

SYSTEM CONNECTION K (ALT #3)
NOT TO SCALE

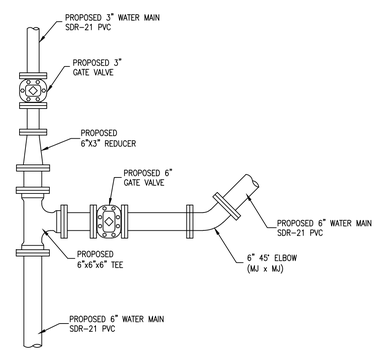

SYSTEM CONNECTION M (ALT #3)
NOT TO SCALE

STATE OF MISSOURI
MIKE KEHOE,
GOVERNOR

STATE OF MISSOURI
BRIAN P. HARRINGTON
NUMBER PE-2000162140
PROFESSIONAL ENGINEER
11/11/2025

ALLSTATE CONSULTANTS
allstateconsultants.net
3312 LEMONE INDUSTRIAL BLVD.
COLUMBIA, MO 65201
(573) 875-8799
P.O. BOX 156, 30601 HIGHWAY 5
MARCELINE, MO 64658
(660) 376-2941
410 SE THIRD ST., SUITE 103C
LEE'S SUMMIT, MO 64063
(816) 895-2310
MISSOURI STATE CERTIFICATE OF AUTHORITY #2007004004

REUSE OF THIS DRAWING IN ANY MANNER IS STRICTLY PROHIBITED WITHOUT THE WRITTEN APPROVAL OF ALLSTATE CONSULTANTS LLC

OFFICE OF ADMINISTRATION
DIVISION OF FACILITIES MANAGEMENT,
DESIGN AND CONSTRUCTION

MISSOURI
STATE FAIRGROUNDS

NEW CAMPGROUND CONSTRUCTION PLANS

MISSOURI
STATE FAIRGROUNDS
2503 W 16th STREET
SEDALIA, MO

PROJECT # F2307-01
SITE # 1501
ASSET # 3511501153

REVISION: 1
DATE:
REVISION:
DATE:
REVISION:
DATE:
ISSUE DATE: 11/11/2025

CAD DWG FILE: 23117.02-SHEETSBASE
DRAWN BY: DEP
CHECKED BY: CWS
DESIGNED BY: BPH

SHEET TITLE:
WATERLINE PLAN

SHEET NUMBER:
C-303

P:\2023\23117.02 - Campgrounds Expansion\DWG\DESIGN\23117.02-SHEETSBASE.dwg, C-303 WATER, 11/11/2025 1:03:09 PM

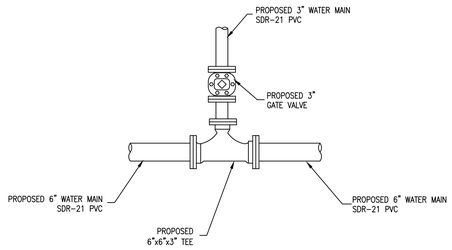

SYSTEM CONNECTION N (ALT #4)
NOT TO SCALE

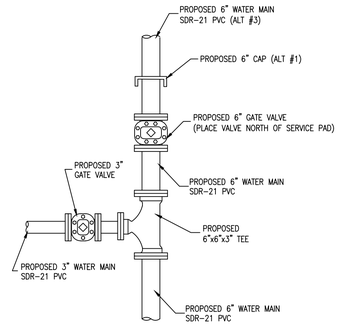

SYSTEM CONNECTION O (ALT #2)
NOT TO SCALE

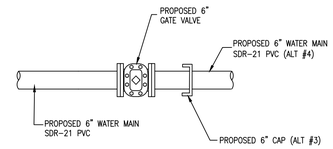

SYSTEM CONNECTION P (ALT #3)
NOT TO SCALE

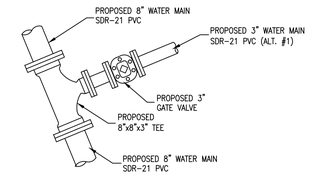

SYSTEM CONNECTION Q (ALT #3)
NOT TO SCALE

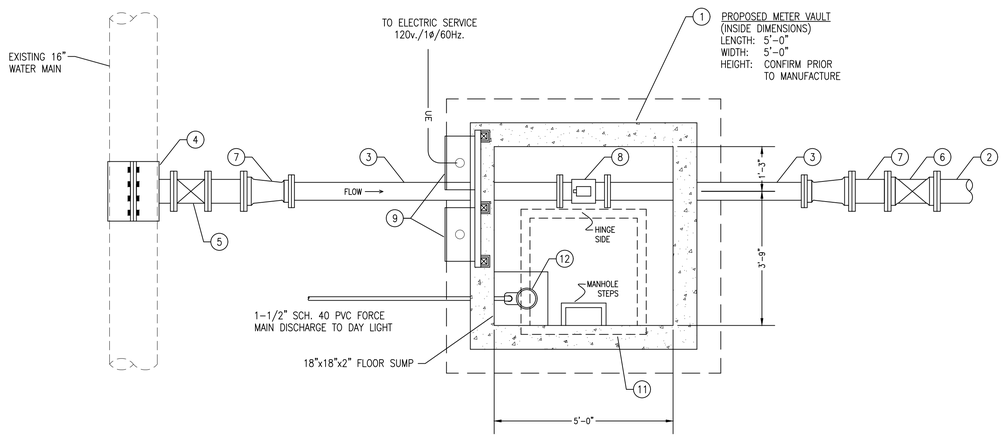

PLAN VIEW
NOT TO SCALE

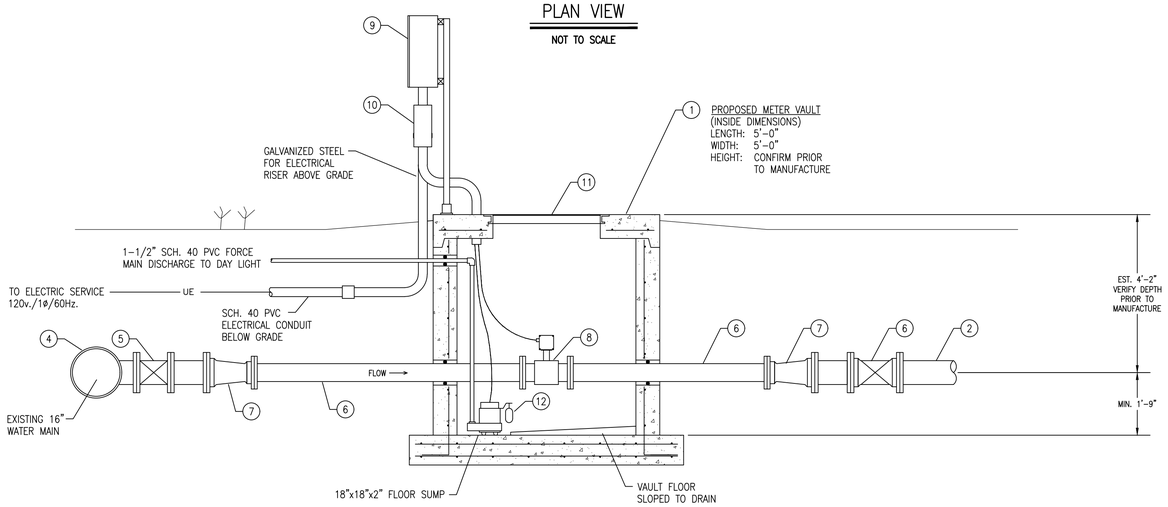

SIDE ELEVATION VIEW
NOT TO SCALE

6" METER AND METER VAULT

ITEM	DESCRIPTION	SIZE	MATERIAL
1	CONCRETE METER VAULT	SEE DETAIL	PRECAST CONCRETE
2	PVC PIPE PIPE	8"	DUCTILE IRON
3	DUCTILE IRON PIPE	6"	DUCTILE IRON
4	TAPPING SLEEVE	16"x8"	STAINLESS STEEL
5	TAPPING VALVE	8"	DUCTILE IRON
6	GATE VALVE	8"	DUCTILE IRON
7	REDUCER	8"x6"	DUCTILE IRON
8	ELECTROMAGNETIC FLOW METER	8"	DUCTILE IRON
9	ELECTRICAL RACK FOR ELECTRICAL PANELS, REMOTE METER MOUNT, & TELEMETRY PANEL (NEMA 4X REQ'D)	AS REQ'D.	–
10	JUNCTION BOX (NEMA 4X)	AS REQ'D.	–
11	VAULT HATCH (HALLIDAY SERIES S1S)	36"x36"	ALUMINUM
12	SUMP PUMP	–	–

NOTES

1. ALL ELECTRIC WORK SHALL COMPLY WITH NATIONAL ELECTRIC CODE.
2. ALL ELECTRIC PANELS SHALL BE NEMA 4X RATED.
3. ALL PANELS SHALL BE SECURED USING A UNI-STRUT FRAME SECURELY ATTACHED TO CONCRETE USING A MINIMUM OF TWO VERTICALS AND TWO HORIZONTAL STRUTS.
4. ALL ELECTRICAL SERVICE DROPS SHALL BE GALVANIZED ABOVE GROUND. SCH. 40 CONDUIT SHALL BE USED FOR BURIED SERVICE LINE.
5. A 110 VOLT OUTLET SHALL BE PROVIDED AT THE ELECTRICAL RACK.
6. FLOW METER SHALL BE BADGER M-SERIES (2000) OR EQUIVALENT WITH SUBMERGED PROTECTION AND REMOTE READ INCLUDED IN NEW ELECTRICAL PANEL (NEMA 4X) ON EXTERIOR OF DRY VAULT.
7. ALL FASTENERS SHALL BE STAINLESS STEEL.
8. SHOP DRAWINGS AND LOADING CALCULATIONS FOR PRECAST CONCRETE VAULT SHALL BE PROVIDED TO THE ENGINEER AND MUST BE SIGNED AND SEALED BY A REGISTERED PROFESSIONAL ENGINEER IN THE STATE OF MISSOURI. ROUND STRUCTURES SHALL CONFORM TO ASTM C478 AND ASTM C497 AND RECTANGULAR/SQUARE STRUCTURES SHALL CONFORM TO ASTM C913 AND ASTM C890. PORTLAND CEMENT CONCRETE SHALL CONFORM TO REQUIREMENTS OF THE CURRENT MODOT STANDARD SPECIFICATIONS FOR HIGHWAY CONSTRUCTION (MSSHC), SECTION 501, FOR CLASS B-1 AIR-ENTRAINED CONCRETE AND ALL OTHER SECTIONS AS REFERENCED IN THE MODOT MSSHC UNLESS OTHERWISE SPECIFIED BY THE ENGINEER. JOINTS SHALL BE SEALED WITH AN EXTERNAL RUBBER SLEEVE, GATOR WRAP OR EQUIVALENT.
9. ALL PIPE PENETRATIONS AND CONDUIT SHALL BE SEALED WITH GASKETS, NON-SHRINK GROUT, ELECTRICAL DUCT SEAL PUTTY, OR AS REQUIRED TO PREVENT WATER INFILTRATION.
10. SUMP PUMP SHALL BE ZOELLER MODEL 53, 0.3 HP, 115 VOLT, SINGLE PHASE, OR EQUIVALENT.

STATE OF MISSOURI
MIKE KEHOE,
GOVERNOR

STATE OF MISSOURI
BRIAN P. HARRINGTON
NUMBER
PE-2000162140
PROFESSIONAL ENGINEER
11/11/2025

ALLSTATE CONSULTANTS
allstateconsultants.net
3312 LEMONE INDUSTRIAL BLVD.
COLUMBIA, MO 65201
(573) 875-8799
P.O. BOX 156, 30601 HIGHWAY 5
MARCELINE, MO 64658
(660) 376-2941
410 SE THIRD ST., SUITE 103C
LEE'S SUMMIT, MO 64063
(816) 895-2310
MISSOURI STATE CERTIFICATE
OF AUTHORITY #2007004004

REUSE OF THIS DRAWING IN ANY MANNER IS STRICTLY PROHIBITED WITHOUT THE WRITTEN APPROVAL OF ALLSTATE CONSULTANTS LLC

OFFICE OF ADMINISTRATION
DIVISION OF FACILITIES MANAGEMENT,
DESIGN AND CONSTRUCTION

MISSOURI
STATE FAIRGROUNDS

NEW CAMPGROUND
CONSTRUCTION PLANS

MISSOURI
STATE FAIRGROUNDS
2503 W 16th STREET
SEDALIA, MO

PROJECT # F2307-01
SITE # 1501
ASSET # 3511501153

REVISION:
DATE:
REVISION:
DATE:
REVISION:
DATE:
ISSUE DATE: 11/11/2025

CAD DWG FILE: 23117.02-SHEETSBASE
DRAWN BY: DEP
CHECKED BY: CWS
DESIGNED BY: BPH

SHEET TITLE:
WATERLINE
DETAILS

SHEET NUMBER:
C-304

P:\2023\23117.02 - Campgrounds Expansion\DWG\DESIGN\23117.02-SHEETSBASE.dwg, C-304 WATER, 11/11/2025 1:03:23 PM

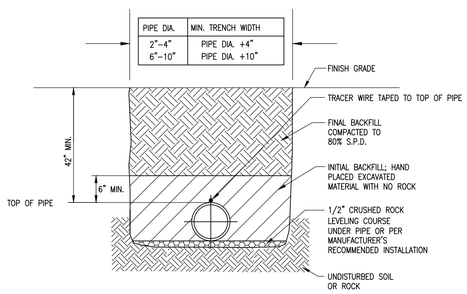

PIPE DIA.	MIN. TRENCH WIDTH
2"–4"	PIPE DIA. +4"
6"–10"	PIPE DIA. +10"

TYPICAL PIPE INSTALLATION

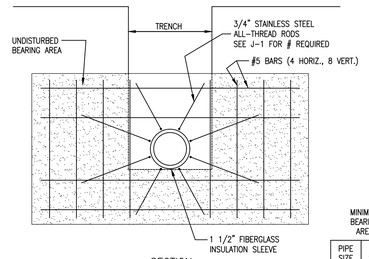

SECTION

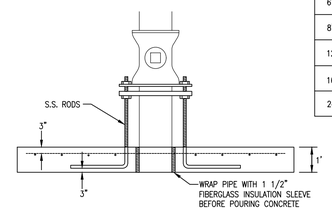

PLAN

MINIMUM BEARING AREA	
PIPE SIZE	AREA SQ. FT.
6"	5
8"	8
12"	18
16"	33
24"	74

THRUST COLLAR

TYPICAL CAP

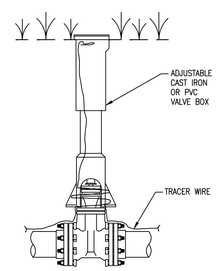

TYPICAL VALVE INSTALLATION

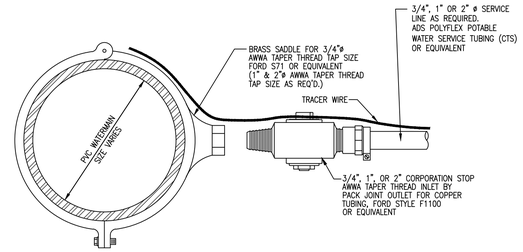

SERVICE CONNECTION DETAIL

SERVICE CONNECTION ASSEMBLY AS SHOWN REQ'D. AT EACH SERVICE CONNECTION LOCATION AS SHOWN ON THE PLANS.

CONTRACTOR NOTE
ANTI-SEEP COLLARS SHALL BE REQUIRED @ 160' INTERVALS MAXIMUM.

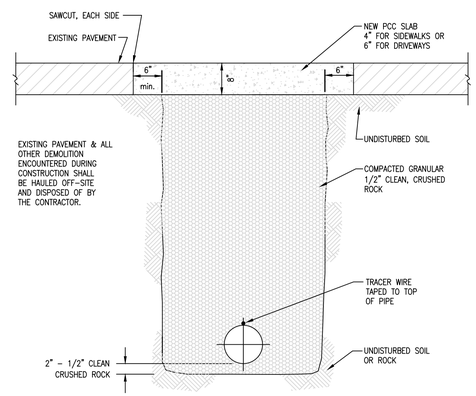

NOTE:
FOR ASPHALT PAVEMENT USE 12" OF ROLL STONE BASE OVERLAID BY A MINIMUM OF 3" BITUMINOUS PAVEMENT TO MATCH EXISTING GRADE

PAVEMENT REPLACEMENT

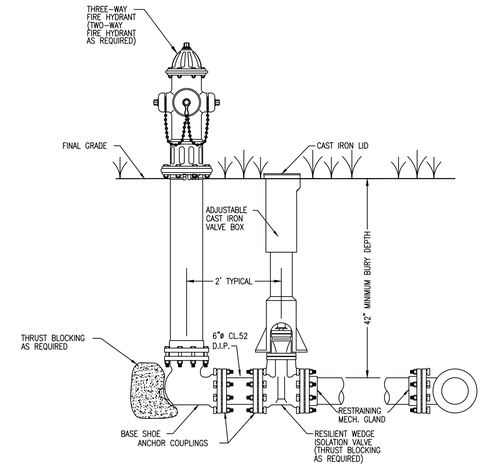

TYPICAL FIRE HYDRANT SETTING

CONTRACTOR SHALL INCLUDE PIPE SPOOL, VALVE, VALVE BOX AND ALL NECESSARY APPURTENANCES IN THE BID PRICE FOR THE FIRE HYDRANT SETTING.

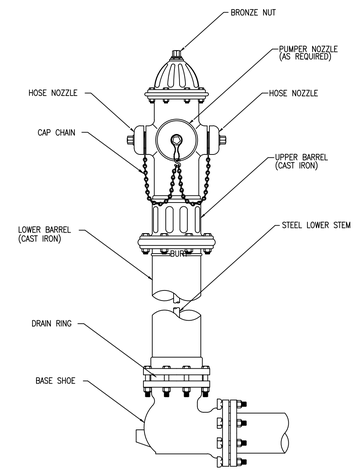

TYPICAL FIRE HYDRANT DETAIL

FIRE HYDRANTS SHALL BE THREE-WAY HYDRANTS UNLESS SPECIFIED ON PLANS OR BY ENGINEER. FIRE HYDRANT SHALL BE MUELLER, CLOW, OR AMERICAN.

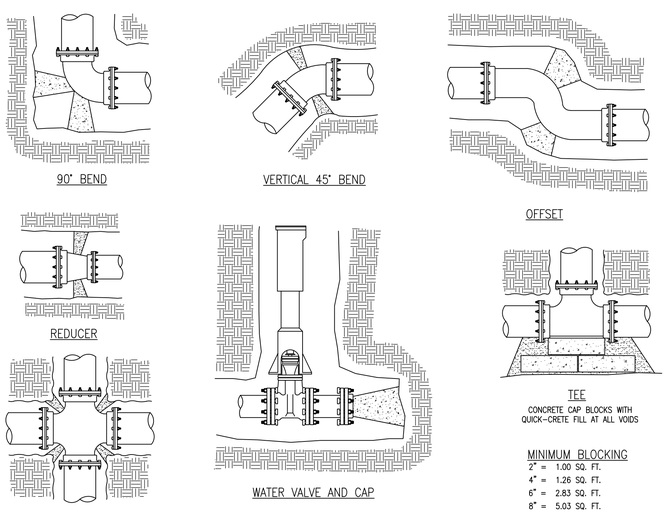

CONCRETE CAP BLOCKS WITH QUICK-CRETE FILL AT ALL VOIDS

MINIMUM BLOCKING
2" = 1.00 SQ. FT.
4" = 1.26 SQ. FT.
6" = 2.83 SQ. FT.
8" = 5.03 SQ. FT.

TYPICAL THRUST BLOCKS

THRUST BLOCKS SHOWN ARE BASED UPON SOIL PRESSURE-3000 POUNDS/SQUARE FOOT. ACTUAL FIELD CONDITIONS MAY VARY. MINIMUM DIAMETER AND THICKNESS SHALL BE ONE FOOT UNLESS OTHERWISE APPROVED BY ENGINEER. ALL DUCTILE IRON FITTINGS, VALVES, ETC., SHALL BE PLASTIC WRAPPED TO KEEP CONCRETE FROM COMING INTO CONTACT WITH FITTING.

CONTRACTOR NOTE
ANTI-SEEP COLLARS SHALL BE REQUIRED @ 160' INTERVALS MAXIMUM.

PIPE DIA.	MIN. TRENCH WIDTH
2"–4"	PIPE DIA. +4"
6"–8"	PIPE DIA. +10"

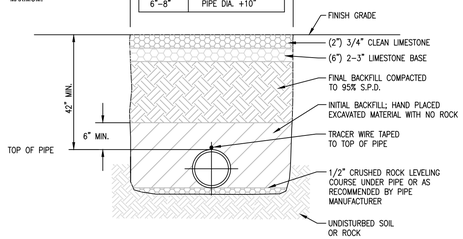

PIPE LOCATED UNDER AGGREGATE SURFACES

TYPICAL EMBEDMENT DETAIL FOR ALL DUCTILE IRON AND PVC PIPING LOCATED UNDER AGGREGATE SURFACES.

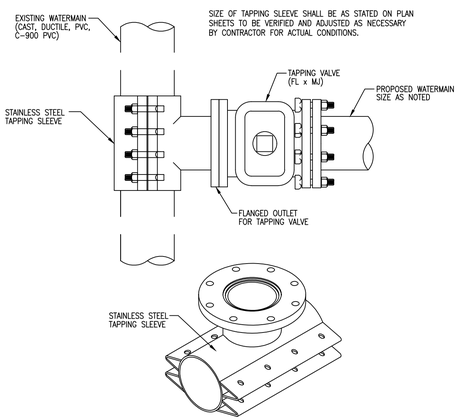

TAPPING SLEEVE & VALVE

TAPPING SLEEVE ASSEMBLY AS SHOWN REQ'D. FOR ALL WET CONNECTIONS.

DIMENSION	NOMINAL SIZE								
	2"	3"	4"	6"	8"	10"	12"	14"	16"
A	9.88"	12.38"	14.19"	18.00"	21.50"	25.50"	28.62"	32.04"	39.39"
B	8.50"	9.00"	10.00"	11.50"	12.50"	14.75"	14.88"	15.00"	19.75"

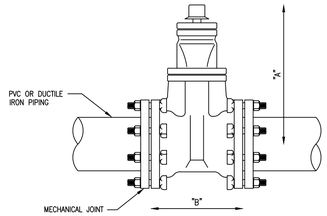

TYPICAL GATE VALVE

GATE VALVES SHALL BE RESILIENT WEDGE VALVES w/MECHANICAL JOINT ENDS, OR ENGINEER APPROVED EQUIVALENT.

STATE OF MISSOURI
MIKE KEHOE,
GOVERNOR

STATE OF MISSOURI
BRIAN P. HARRINGTON
NUMBER PE-2000162140
PROFESSIONAL ENGINEER
11/11/2025

ALLSTATE CONSULTANTS
allstateconsultants.net
3312 LEMONE INDUSTRIAL BLVD.
COLUMBIA, MO 65201
(573) 875-8799
P.O. BOX 156, 30601 HIGHWAY 5
MARCELINE, MO 64658
(660) 376-2941
410 SE THIRD ST., SUITE 103C
LEE'S SUMMIT, MO 64063
(816) 895-2310
MISSOURI STATE CERTIFICATE OF AUTHORITY #2007004004

REUSE OF THIS DRAWING IN ANY MANNER IS STRICTLY PROHIBITED WITHOUT THE WRITTEN APPROVAL OF ALLSTATE CONSULTANTS LLC

OFFICE OF ADMINISTRATION
DIVISION OF FACILITIES MANAGEMENT,
DESIGN AND CONSTRUCTION

MISSOURI
STATE FAIRGROUNDS

NEW CAMPGROUND
CONSTRUCTION PLANS

MISSOURI
STATE FAIRGROUNDS
2503 W 16th STREET
SEDALIA, MO

PROJECT # F2307-01
SITE # 1501
ASSET # 3511501153

REVISION:
DATE:
REVISION:
DATE:
REVISION:
DATE:
ISSUE DATE: 11/11/2025

CAD DWG FILE: 23117.02-SHEETSBASE
DRAWN BY: DEP
CHECKED BY: CWS
DESIGNED BY: BPH

SHEET TITLE:
WATERLINE DETAILS

SHEET NUMBER:
C-305

P:\2023\23117.02 - Campgrounds Expansion\DWG\DESIGN\23117.02-SHEETSBASE.dwg, C-305 WATER, 11/11/2025 1:03:39 PM

ELECTRICAL SYMBOL SCHEDULE

P2-22,24	HOME RUN CIRCUIT TO PANEL P2, CIRCUITS 22,24
	EACH ARROW INDICATES ONE CIRCUIT
	SHORT HATCH MARKS INDICATE # OF PHASE CONDUCTORS
	LONG HATCH MARKS INDICATE # OF NEUTRAL CONDUCTORS
	NO HATCH MARK INDICATES TWO CONDUCTORS
E	ELECTRICAL SERVICE OR FEEDER WIRING
	WIRING IN WALL OR CEILING – WIRING IN FLOOR
	RECEPTACLE OUTLET (DUPLEX – QUADRUPLEX – SPECIAL POWER)
	COMMUNICATIONS OUTLET (TELEPHONE – CATV – DATA/PHONE)
3 D 4 P S K T OS	WALL SWITCH (3-WAY – DIMMER – 4-WAY – PILOT – SPEED – KEYED – TIMER – OCCUPANCY)
	LED STYLE LIGHT FIXTURE (CEILING MOUNTED – WALL MOUNTED)
OS S	LED STYLE LIGHT FIXTURE (ENCLOSED – STRIP) (S INDICATES SPLIT WIRED)
	EXIT LIGHT – EMERGENCY LIGHT – EMERGENCY/EXIT LIGHT
C	OTHER RECEPTACLE OUTLET (CLOCK – FLOOR – SPLIT WIRED)
	ELECTRIC PANEL
S T	SPEAKER – PUSH TO TALK
J P	JUNCTION BOX – PULL BOX
F D	DISCONNECT (FUSED – NONFUSED)
S C	STARTER – CONTACTOR
5-208-3	ELECTRIC MOTOR (5 HP – 208V – 3 PHASE)
T S H S	THERMOSTAT – HUMIDISTAT (ZONE SUBSCRIPT)
42 G W U	OUTLET MODIFIERS (MOUNT HEIGHT INCHES – GFI PROTECTED – WEATHER PROOF GFI – USB)
S H D F	SMOKE DETECTOR – HEAT DETECTOR – DUCT DETECTOR – MANUAL PULL STATION
AV V	AUDIO VISUAL – VISUAL
M R	MAGNETIC DOOR HOLDER – INTERLOCK RELAY
	END OF LINE RESISTOR
FACP	FIRE ALARM CONTROL PANEL
DIAL	DIALER

SINGLE CAMPSITE WIRE SIZE CHART

WIRE SIZE (CU)	MINIMUM LENGTH OF CIRCUIT	MAXIMUM LENGTH OF CIRCUIT
3 #2	–	260'
3 #1	260'	325'
3 #1/0	325'	410'
3 #2/0	410'	520'
3 #3/0	520'	655'
3 #4/0	655'	825'
3 #250MCM	825'	975'
3 #300MCM	975'	>975'

DOUBLE CAMPSITE WIRE SIZE CHART

WIRE SIZE (CU)	MINIMUM LENGTH OF CIRCUIT	MAXIMUM LENGTH OF CIRCUIT
3 #2/0	–	260'
3 #3/0	260'	325'
3 #4/0	325'	410'
3 #250MCM	410'	485'
3 #300MCM	485'	585'
3 #350MCM	585'	685'
3 #400MCM	685'	780'
3 #500MCM	780'	975'
3 #600MCM	975'	>975'

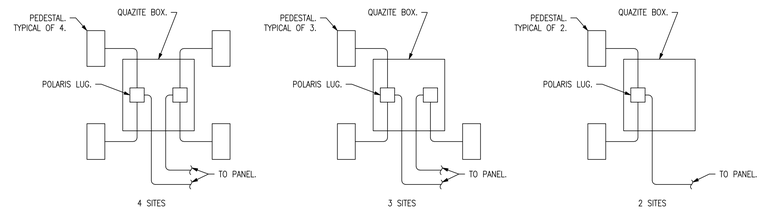

1 ME1 **PEDESTAL WIRING DIAGRAM**

NO SCALE

STATE OF MISSOURI
MIKE KEHOE,
GOVERNOR

FREDDIE L. MALICOAT - ENGINEER
MO# E-16897

STATE OF MISSOURI FREDDIE L. MALICOAT NUMBER E-16897 REGISTERED PROFESSIONAL ENGINEER
11-07-25

MALICOAT - WINSLOW ENGINEERS, INC.
MISSOURI STATE CERTIFICATE OF AUTHORITY #000421
4840 RANGELINE STREET, #101
COLUMBIA, MISSOURI 65202
TEL 573-875-1300
FREDDIE MALICOAT, P.E.

OFFICE OF ADMINISTRATION
DIVISION OF FACILITIES MANAGEMENT,
DESIGN AND CONSTRUCTION

MISSOURI
STATE FAIRGROUNDS

NEW CAMPGROUND
CONSTRUCTION PLANS

MISSOURI
STATE FAIRGROUNDS
2503 W 16th STREET
SEDALIA, MO

PROJECT # F2307-01
SITE # 1501
ASSET # 3511501153

REVISION:
DATE:
REVISION:
DATE:
REVISION:
DATE:
ISSUE DATE:

CAD DWG FILE: M-PLN-01
DRAWN BY: JDB
CHECKED BY: FM
DESIGNED BY: FM

SHEET TITLE:

SCHEDULES & SPECIFICATIONS

SHEET NUMBER:

ME1

T:\Job\24\24041\24041.dwg, 11/7/2025 12:30:25 PM, JoshB

NOTE:

1. REFER TO PANEL SCHEDULES ON SHEETS E9-E11 FOR BREAKER SIZES.
2. REFER TO CAMPGROUND ELECTRIC SERVICES TABLE ON SHEET ME1 FOR RECOMMENDED MINIMUM WIRE SIZES AND LENGTHS.
3. WIRE SIZES ASSUME COPPER WIRE.
4. ALL TRANSFORMERS TO BE 15KV TO 208V, 3ø TRANSFORMERS PER EVERGY REQUIREMENTS
5. SEE PANEL SCHEDULES ON SHEETS E9-E11 AND SHEET C-003 FOR ALTERNATE SCHEDULE.

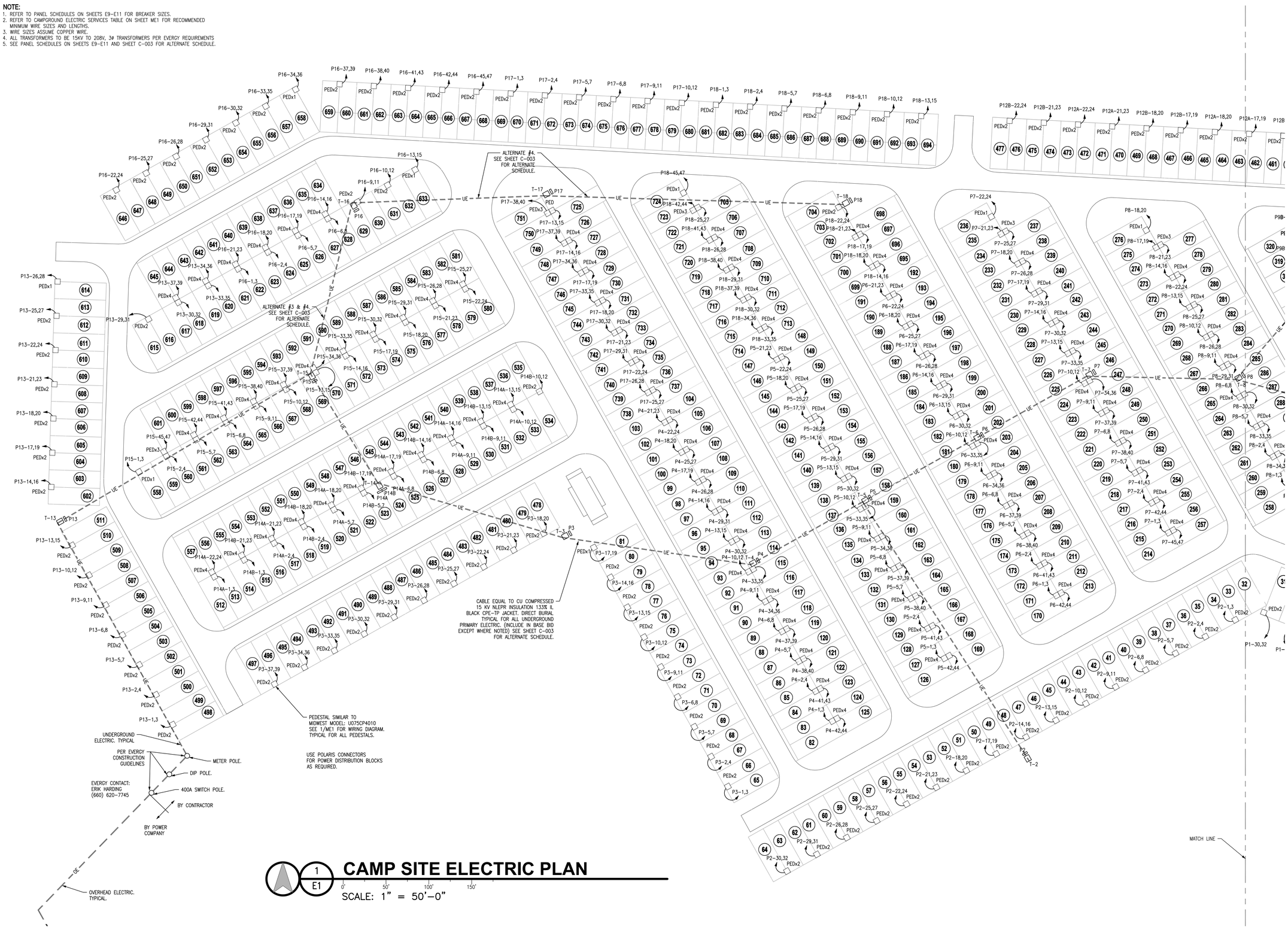

CAMP SITE ELECTRIC PLAN

1 / E1

0' 50' 100' 150'

SCALE: 1" = 50'-0"

T:\Job\24\24041\24041.dwg, 11/7/2025 12:30:20 PM, JoshB

STATE OF MISSOURI
MIKE KEHOE,
GOVERNOR

FREDDIE L. MALICOAT - ENGINEER
MO# E-16897

STATE OF MISSOURI FREDDIE L. MALICOAT NUMBER E-16897 REGISTERED PROFESSIONAL ENGINEER

11-07-25

MALICOAT - WINSLOW ENGINEERS, INC.
MISSOURI STATE CERTIFICATE OF AUTHORITY #000421
4840 RANGELINE STREET, #101
COLUMBIA, MISSOURI 65202
TEL 573-875-1300
FREDDIE MALICOAT, P.E.

OFFICE OF ADMINISTRATION
DIVISION OF FACILITIES MANAGEMENT,
DESIGN AND CONSTRUCTION

MISSOURI
STATE FAIRGROUNDS

NEW CAMPGROUND
CONSTRUCTION PLANS

MISSOURI
STATE FAIRGROUNDS
2503 W 16th STREET
SEDALIA, MO

PROJECT # F2307-01
SITE # 1501
ASSET # 3511501153

REVISION:
DATE:
REVISION:
DATE:
REVISION:
DATE:
ISSUE DATE:

CAD DWG FILE: E-PLN-01
DRAWN BY: JDB
CHECKED BY: FM
DESIGNED BY: FM

SHEET TITLE:

CAMP SITE
ELECTRIC PLAN

SHEET NUMBER:

E1

NOTE:

1. REFER TO PANEL SCHEDULES ON SHEETS E9-E11 FOR BREAKER SIZES.
2. REFER TO CAMPGROUND ELECTRIC SERVICES TABLE ON SHEET ME1 FOR RECOMMENDED MINIMUM WIRE SIZES AND LENGTHS.
3. WIRE SIZES ASSUME COPPER WIRE.
4. ALL TRANSFORMERS TO BE 15KV TO 208V, 3ø TRANSFORMERS PER EVERGY REQUIREMENTS
5. SEE PANEL SCHEDULES ON SHEETS E9-E11 AND SHEET C-003 FOR ALTERNATE SCHEDULE.

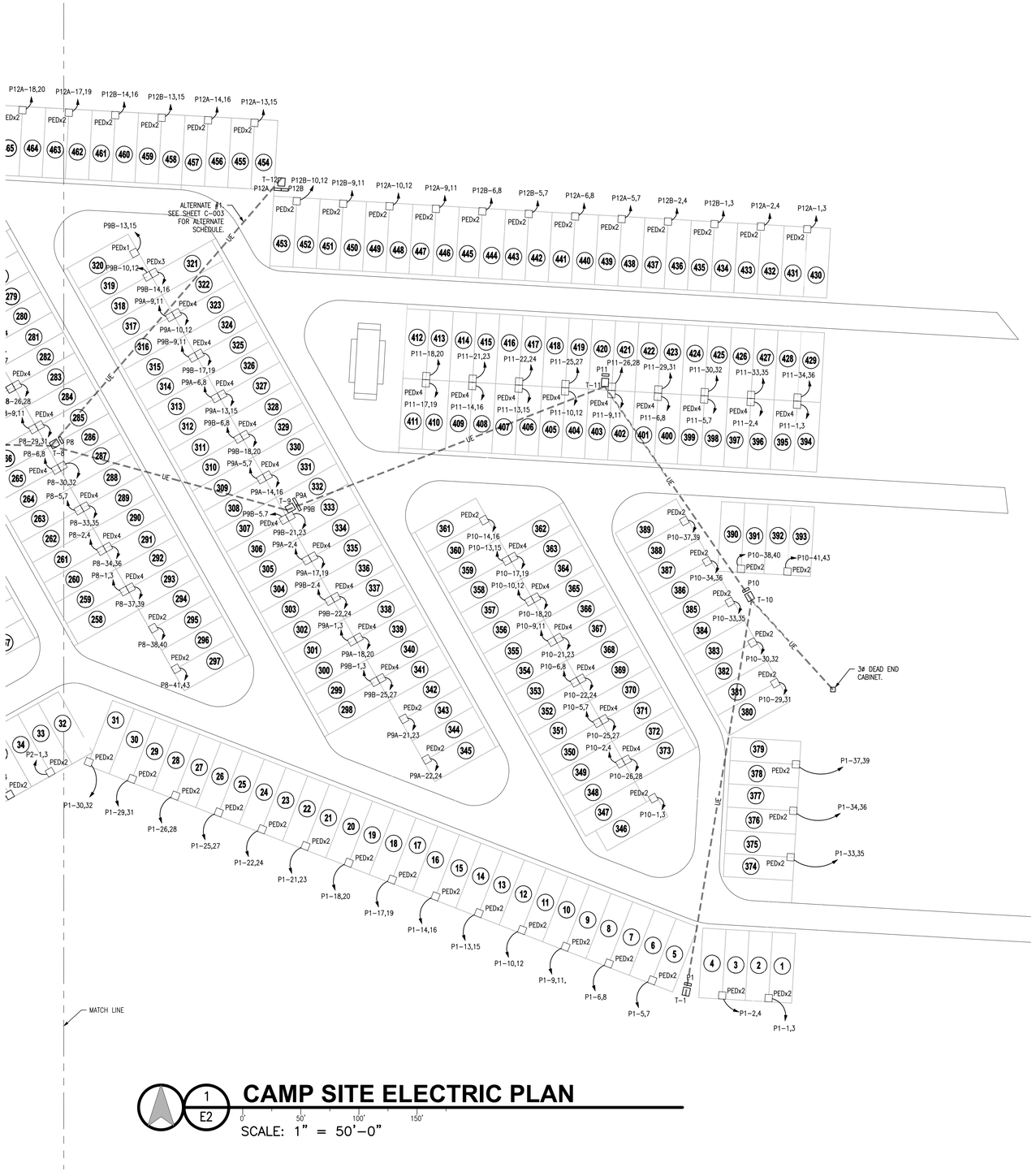

1
E2

CAMP SITE ELECTRIC PLAN

0' 50' 100' 150'

SCALE: 1" = 50'-0"

T:\Job\24\24041\24041.dwg, 11/7/2025 12:33:23 PM, JoshB

STATE OF MISSOURI
MIKE KEHOE,
GOVERNOR

FREDDIE L. MALICOAT - ENGINEER
MO# E-16897

STATE OF MISSOURI FREDDIE L. MALICOAT NUMBER E-16897 REGISTERED PROFESSIONAL ENGINEER

11-07-25

MALICOAT - WINSLOW ENGINEERS, INC.
MISSOURI STATE CERTIFICATE OF AUTHORITY #000421
4840 RANGELINE STREET, #101 TEL 573-875-1300
COLUMBIA, MISSOURI 65202
FREDDIE MALICOAT, P.E.

OFFICE OF ADMINISTRATION
DIVISION OF FACILITIES MANAGEMENT,
DESIGN AND CONSTRUCTION

MISSOURI
STATE FAIRGROUNDS

NEW CAMPGROUND
CONSTRUCTION PLANS

MISSOURI
STATE FAIRGROUNDS
2503 W 16th STREET
SEDALIA, MO

PROJECT # F2307-01
SITE # 1501
ASSET # 3511501153

REVISION:
DATE:
REVISION:
DATE:
REVISION:
DATE:
ISSUE DATE:

CAD DWG FILE: E-PLN-02
DRAWN BY: JDB
CHECKED BY: FM
DESIGNED BY: FM

SHEET TITLE:

CAMP SITE
ELECTRIC PLAN

SHEET NUMBER:

E2

NOTE:

1. REFER TO PANEL SCHEDULES ON SHEETS E9–E11 FOR BREAKER SIZES.
2. REFER TO CAMPGROUND ELECTRIC SERVICES TABLE ON SHEET ME1 FOR RECOMMENDED MINIMUM WIRE SIZES AND LENGTHS.
3. WIRE SIZES ASSUME COPPER WIRE.
4. ALL TRANSFORMERS TO BE 15KV TO 208V, 3ø TRANSFORMERS PER EVERGY REQUIREMENTS
5. DASHED ITEMS DENOTES THEY ARE AN ALTERNATE. SEE PANEL SCHEDULES ON SHEETS E9–E11 AND SHEET C–003 FOR ALTERNATE SCHEDULE.

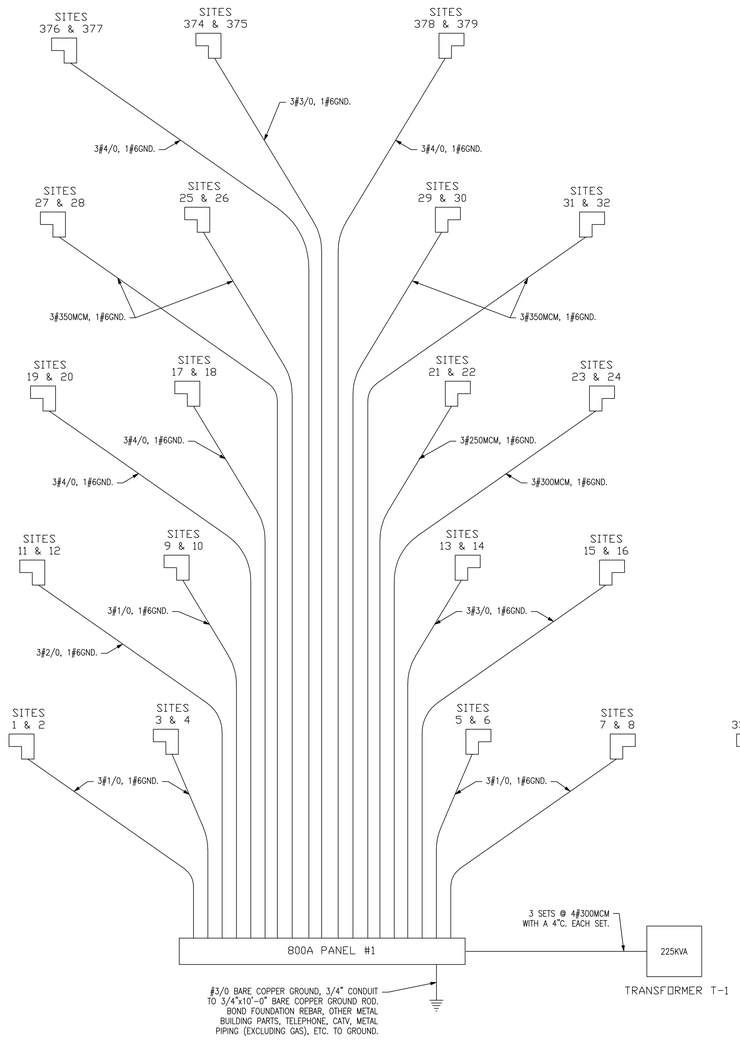

1 E3 **ELECTRIC RISER DIAGRAM**
SCALE: NO SCALE

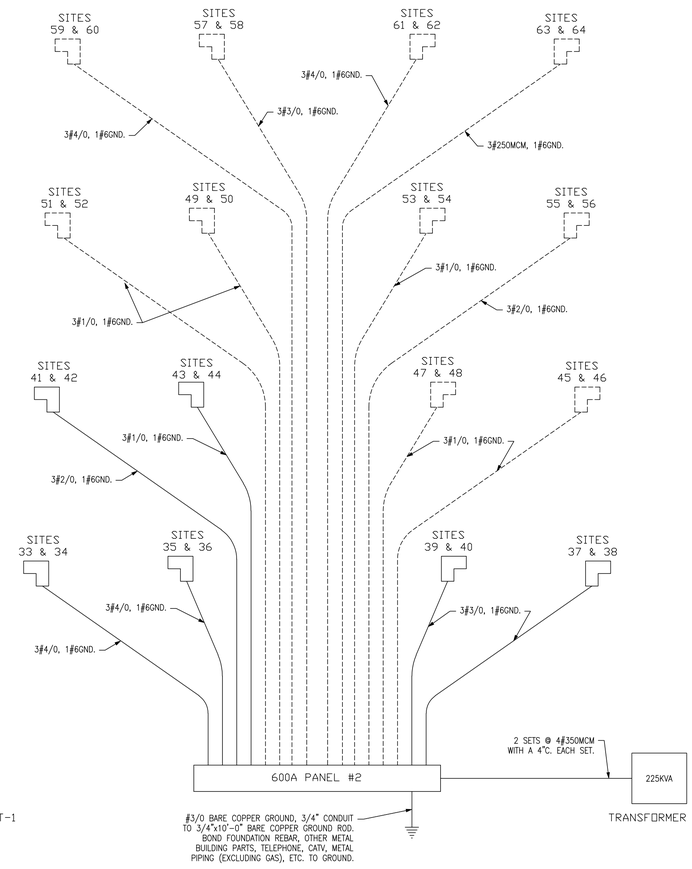

2 E3 **ELECTRIC RISER DIAGRAM**
SCALE: NO SCALE

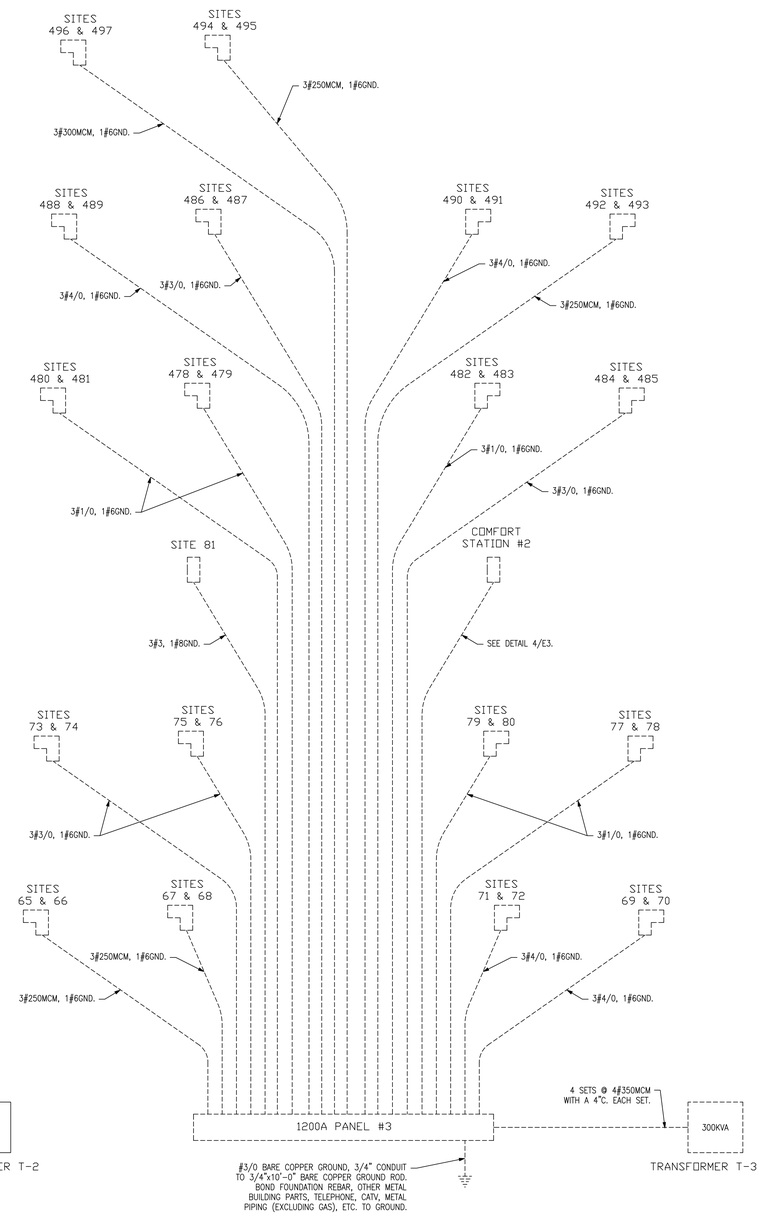

3 E3 **ELECTRIC RISER DIAGRAM**
SCALE: NO SCALE

STATE OF MISSOURI
MIKE KEHOE,
GOVERNOR

FREDDIE L. MALICOAT - ENGINEER
MO# E-16897

MALICOAT - WINSLOW ENGINEERS, INC.
MISSOURI STATE CERTIFICATE OF AUTHORITY #000421
4840 RANGELINE STREET, #101
COLUMBIA, MISSOURI 65202
TEL 573–875–1300
FREDDIE MALICOAT, P.E.

OFFICE OF ADMINISTRATION
DIVISION OF FACILITIES MANAGEMENT,
DESIGN AND CONSTRUCTION

MISSOURI
STATE FAIRGROUNDS

NEW CAMPGROUND
CONSTRUCTION PLANS

MISSOURI
STATE FAIRGROUNDS
2503 W 16th STREET
SEDALIA, MO

PROJECT # F2307-01
SITE # 1501
ASSET # 3511501153

REVISION:
DATE:
REVISION:
DATE:
REVISION:
DATE:
ISSUE DATE:

CAD DWG FILE: E-PLN-03
DRAWN BY: JDB
CHECKED BY: FM
DESIGNED BY: FM

SHEET TITLE:
ELECTRIC RISER DIAGRAMS

SHEET NUMBER:
E3

T:\Job\2024\24041\24041.dwg, 11/7/2025 12:30:14 PM, JoshB

NOTE:

1. REFER TO PANEL SCHEDULES ON SHEETS E9–E11 FOR BREAKER SIZES.
2. REFER TO CAMPGROUND ELECTRIC SERVICES TABLE ON SHEET ME1 FOR RECOMMENDED MINIMUM WIRE SIZES AND LENGTHS.
3. WIRE SIZES ASSUME COPPER WIRE.
4. ALL TRANSFORMERS TO BE 15KV TO 208V, 3ø TRANSFORMERS PER EVERGY REQUIREMENTS
5. DASHED ITEMS DENOTES THEY ARE AN ALTERNATE. SEE PANEL SCHEDULES ON SHEETS E9–E11 AND SHEET C–003 FOR ALTERNATE SCHEDULE.

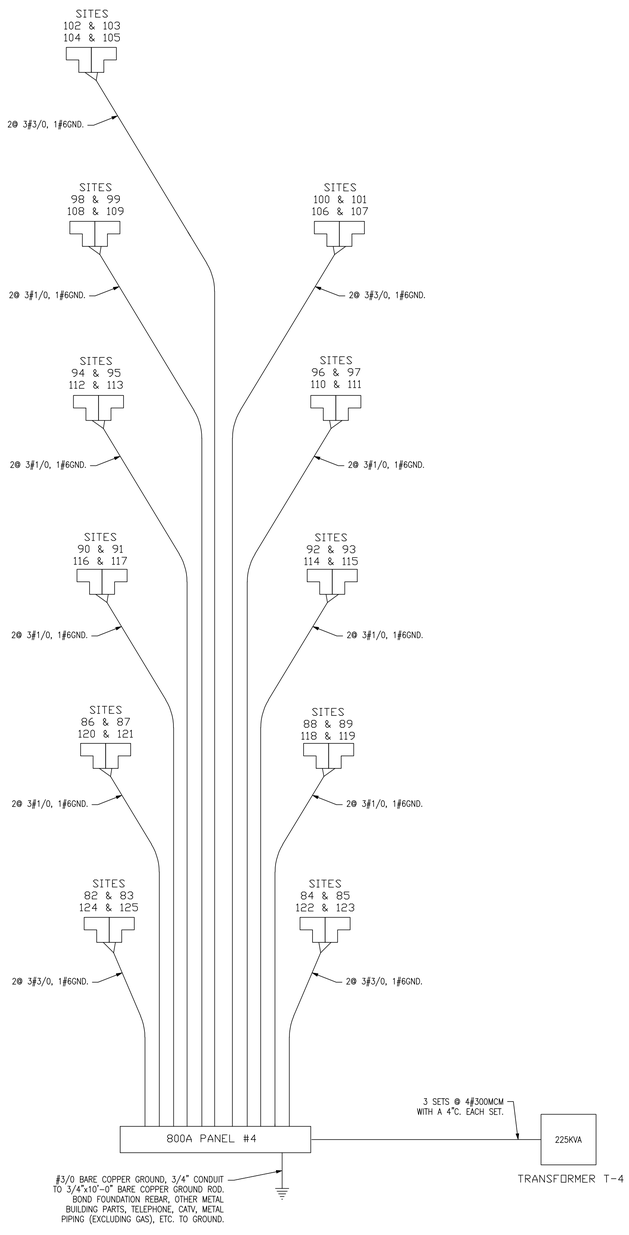

1 E4 **ELECTRIC RISER DIAGRAM**
SCALE: NO SCALE

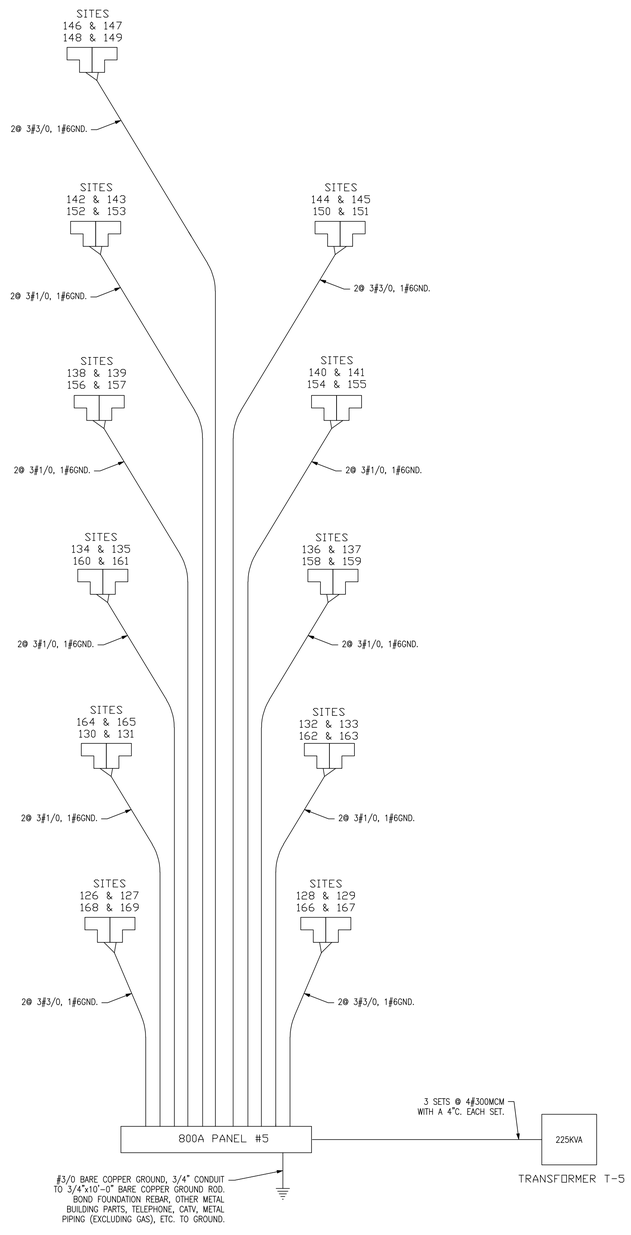

2 E4 **ELECTRIC RISER DIAGRAM**
SCALE: NO SCALE

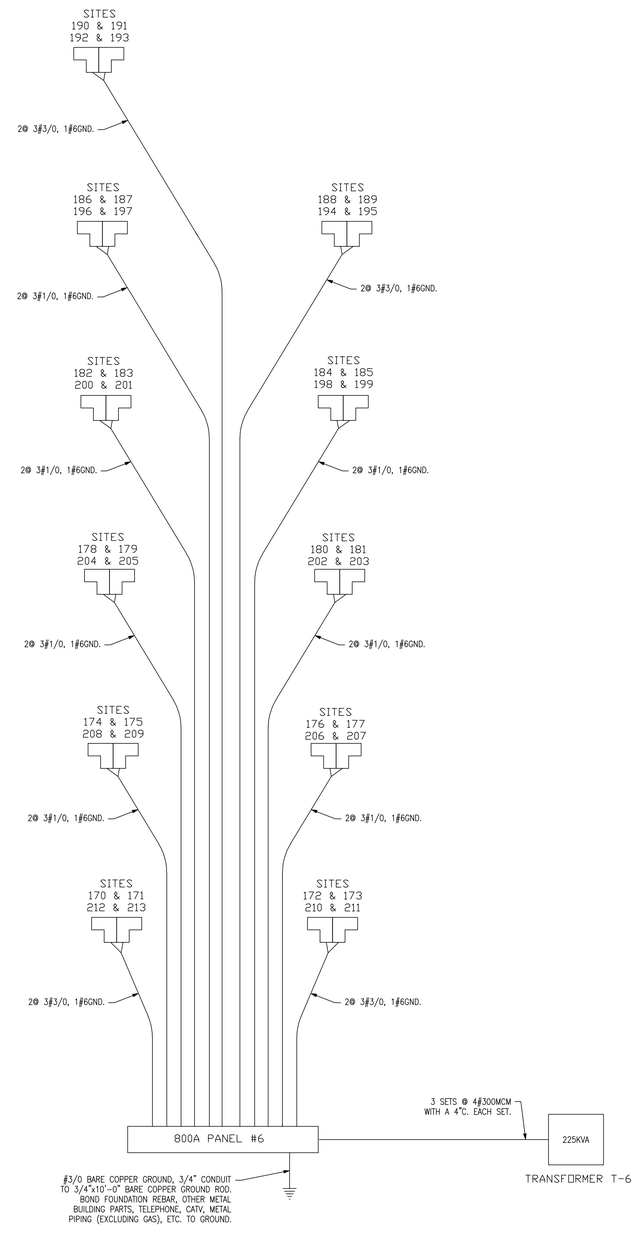

3 E4 **ELECTRIC RISER DIAGRAM**
SCALE: NO SCALE

STATE OF MISSOURI
MIKE KEHOE,
GOVERNOR

FREDDIE L. MALICOAT - ENGINEER
MO# E-16897

STATE OF MISSOURI FREDDIE L. MALICOAT NUMBER E-16897 REGISTERED PROFESSIONAL ENGINEER
11-07-25

MALICOAT - WINSLOW ENGINEERS, INC.
MISSOURI STATE CERTIFICATE OF AUTHORITY #000421
4840 RANGELINE STREET, #101
COLUMBIA, MISSOURI 65202
TEL 573-875-1300
FREDDIE MALICOAT, P.E.

OFFICE OF ADMINISTRATION
DIVISION OF FACILITIES MANAGEMENT,
DESIGN AND CONSTRUCTION

MISSOURI
STATE FAIRGROUNDS

NEW CAMPGROUND
CONSTRUCTION PLANS

MISSOURI
STATE FAIRGROUNDS
2503 W 16th STREET
SEDALIA, MO

PROJECT # F2307-01
SITE # 1501
ASSET # 3511501153

REVISION:
DATE:
REVISION:
DATE:
REVISION:
DATE:
ISSUE DATE:

CAD DWG FILE: E-PLN-04
DRAWN BY: JDB
CHECKED BY: FM
DESIGNED BY: FM

SHEET TITLE:
ELECTRIC RISER DIAGRAMS

SHEET NUMBER:
E4

T:\Job\24\24041\24041.dwg, 11/7/2025 12:30:13 PM, JoshB

NOTE:

1. REFER TO PANEL SCHEDULES ON SHEETS E9–E11 FOR BREAKER SIZES.
2. REFER TO CAMPGROUND ELECTRIC SERVICES TABLE ON SHEET ME1 FOR RECOMMENDED MINIMUM WIRE SIZES AND LENGTHS.
3. WIRE SIZES ASSUME COPPER WIRE.
4. ALL TRANSFORMERS TO BE 15KV TO 208V, 3ø TRANSFORMERS PER EVERGY REQUIREMENTS
5. DASHED ITEMS DENOTES THEY ARE AN ALTERNATE. SEE PANEL SCHEDULES ON SHEETS E9–E11 AND SHEET C–003 FOR ALTERNATE SCHEDULE.

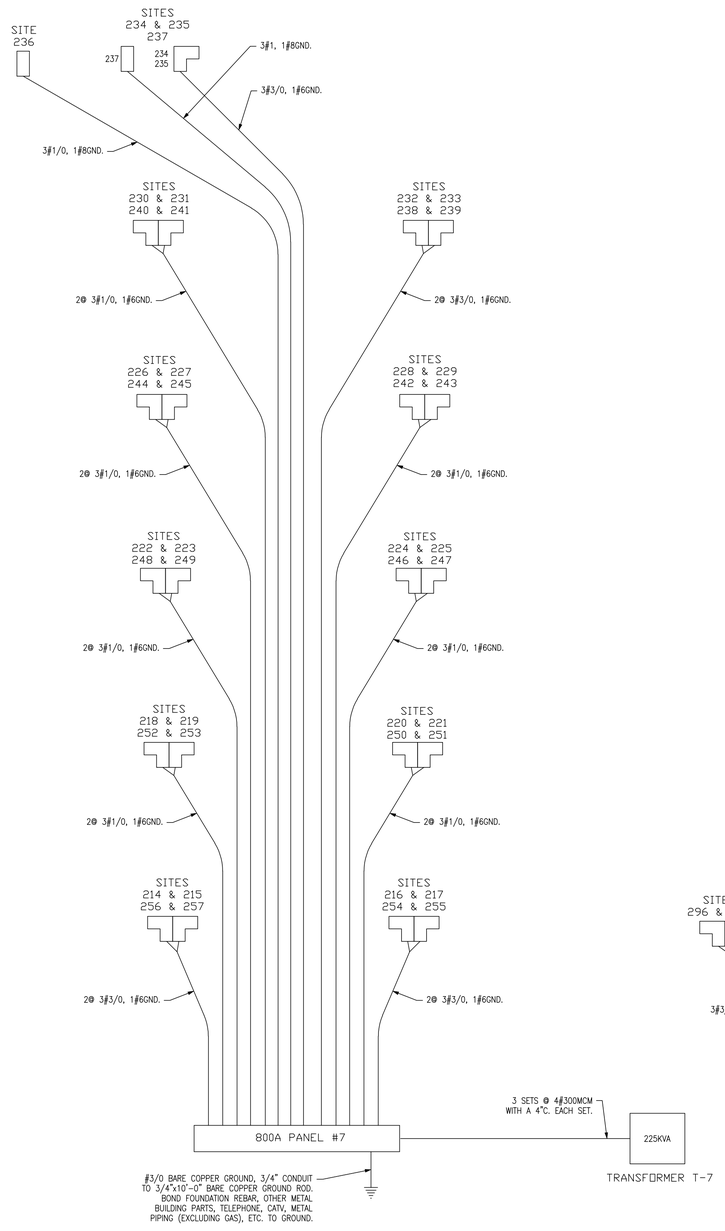

1 E5 **ELECTRIC RISER DIAGRAM**
SCALE: NO SCALE

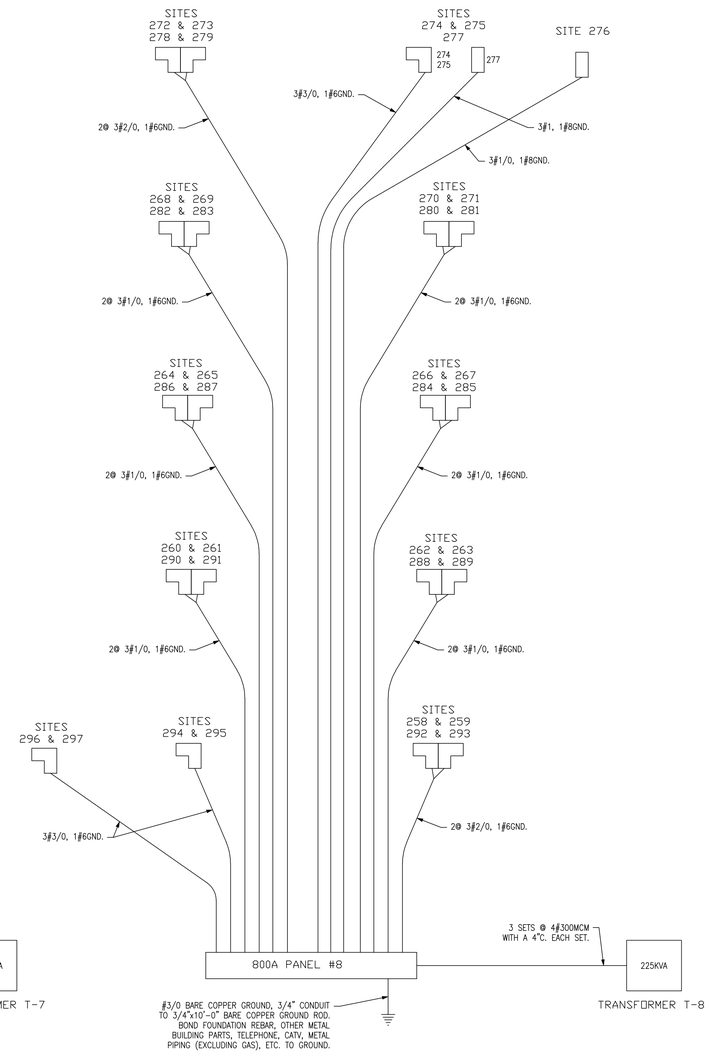

2 E5 **ELECTRIC RISER DIAGRAM**
SCALE: NO SCALE

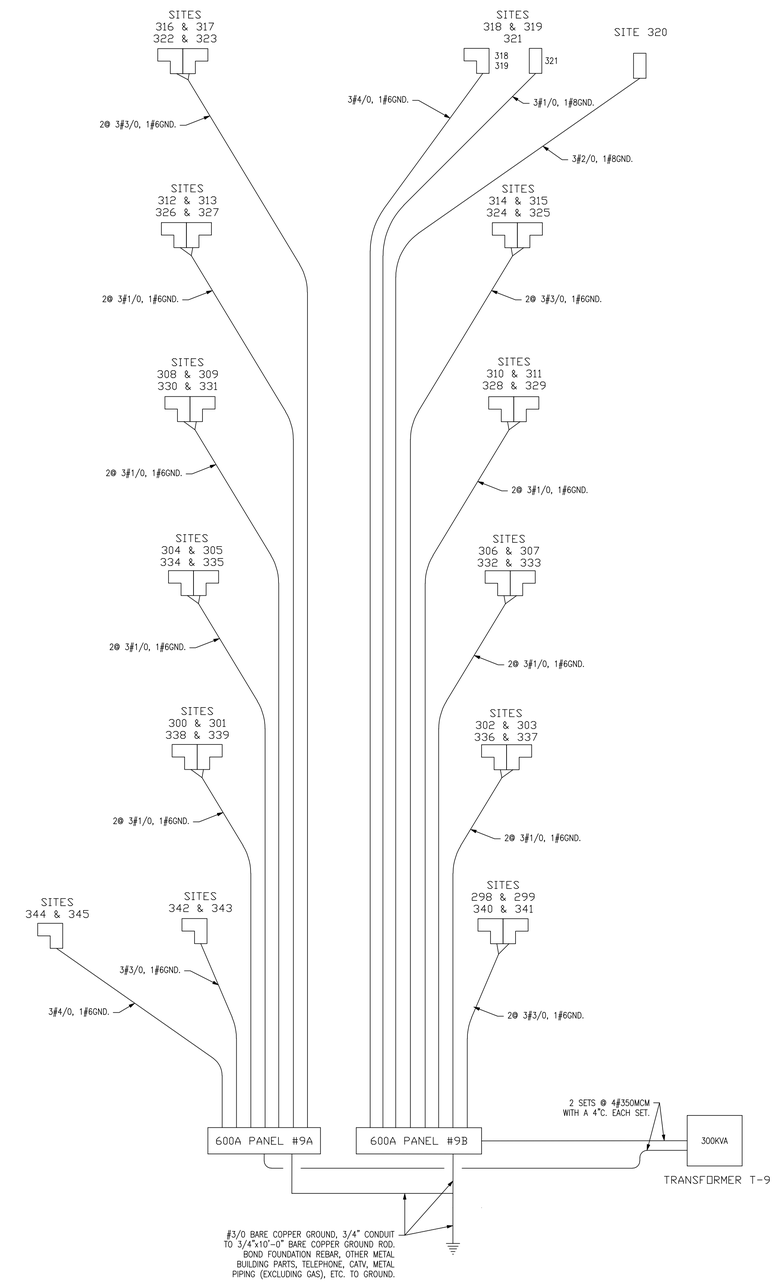

3 E5 **ELECTRIC RISER DIAGRAM**
SCALE: NO SCALE

STATE OF MISSOURI
MIKE KEHOE,
GOVERNOR

FREDDIE L. MALICOAT - ENGINEER
MO# E-16897

STATE OF MISSOURI · FREDDIE L. MALICOAT · NUMBER E-16897 · REGISTERED PROFESSIONAL ENGINEER
11-07-25

MALICOAT - WINSLOW ENGINEERS, INC.
MISSOURI STATE CERTIFICATE OF AUTHORITY #000421
4840 RANGELINE STREET, #101
COLUMBIA, MISSOURI 65202
TEL 573-875-1300
FREDDIE MALICOAT, P.E.

OFFICE OF ADMINISTRATION
DIVISION OF FACILITIES MANAGEMENT,
DESIGN AND CONSTRUCTION

MISSOURI
STATE FAIRGROUNDS

NEW CAMPGROUND
CONSTRUCTION PLANS

MISSOURI
STATE FAIRGROUNDS
2503 W 16th STREET
SEDALIA, MO

PROJECT # F2307-01
SITE # 1501
ASSET # 3511501153

REVISION:
DATE:
REVISION:
DATE:
REVISION:
DATE:
ISSUE DATE:

CAD DWG FILE: E-PLN-05
DRAWN BY: JDB
CHECKED BY: FM
DESIGNED BY: FM

SHEET TITLE:
ELECTRIC RISER DIAGRAMS

SHEET NUMBER:
E5

T:\Job\24\24041\24041.dwg, 11/7/2025 12:30:11 PM, JoshB

NOTE:

1. REFER TO PANEL SCHEDULES ON SHEETS E9–E11 FOR BREAKER SIZES.
2. REFER TO CAMPGROUND ELECTRIC SERVICES TABLE ON SHEET ME1 FOR RECOMMENDED MINIMUM WIRE SIZES AND LENGTHS.
3. WIRE SIZES ASSUME COPPER WIRE.
4. ALL TRANSFORMERS TO BE 15KV TO 208V, 3ø TRANSFORMERS PER EVERGY REQUIREMENTS
5. DASHED ITEMS DENOTES THEY ARE AN ALTERNATE. SEE PANEL SCHEDULES ON SHEETS E9–E11 AND SHEET C–003 FOR ALTERNATE SCHEDULE.

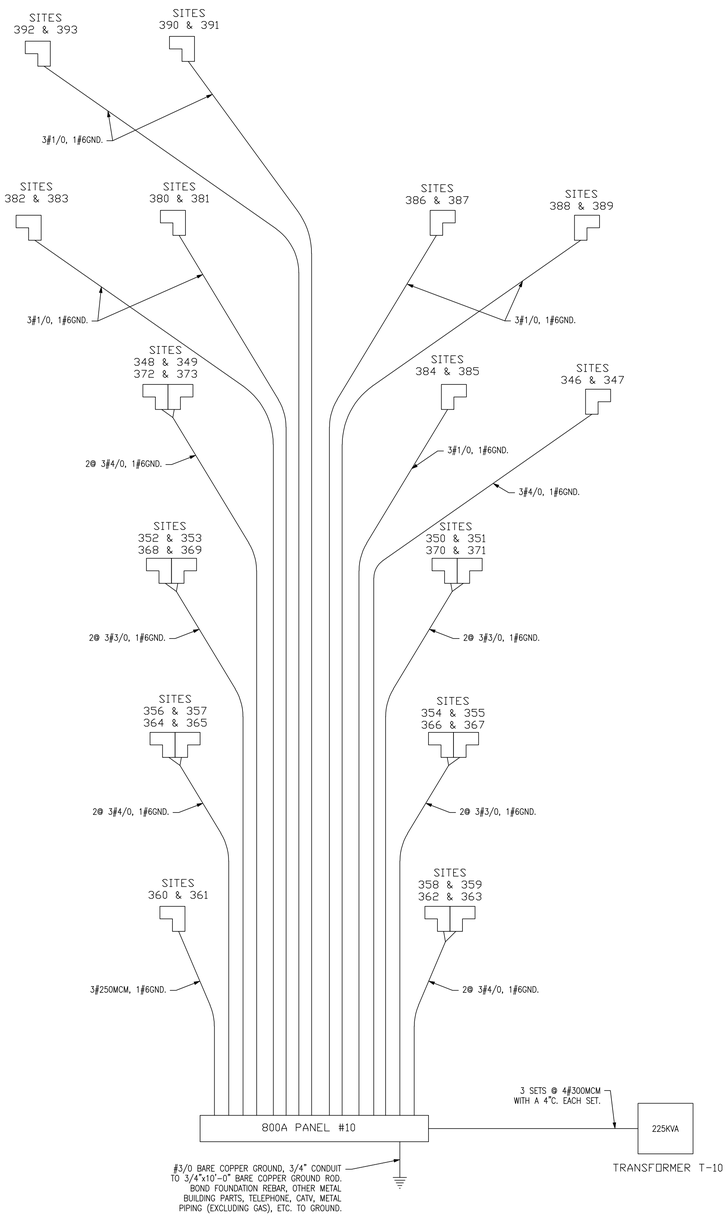

1 E6 **ELECTRIC RISER DIAGRAM**

SCALE: NO SCALE

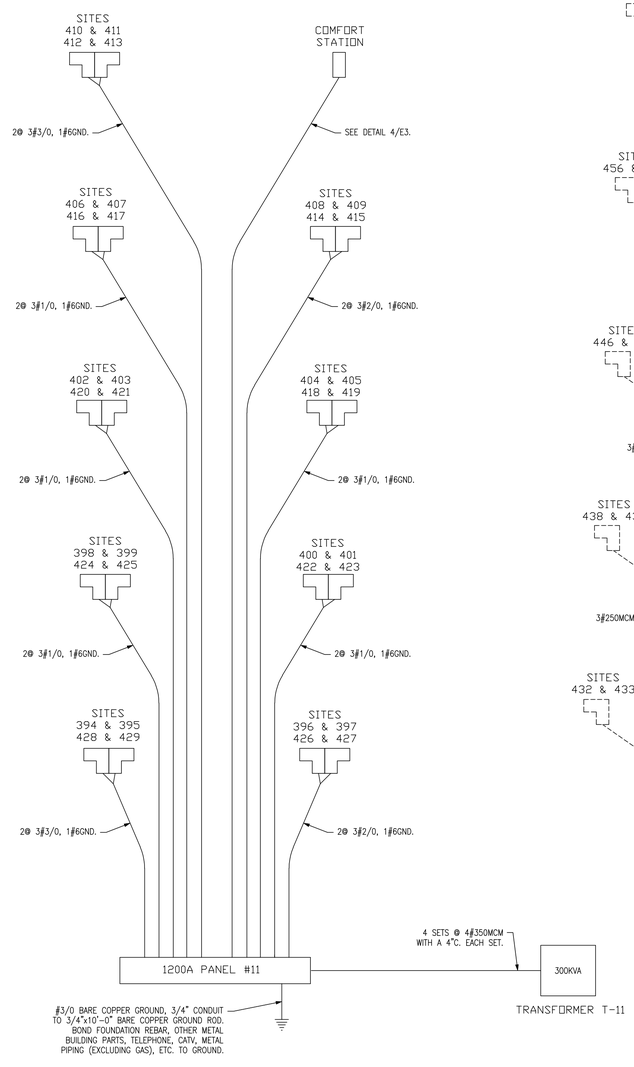

2 E6 **ELECTRIC RISER DIAGRAM**

SCALE: NO SCALE

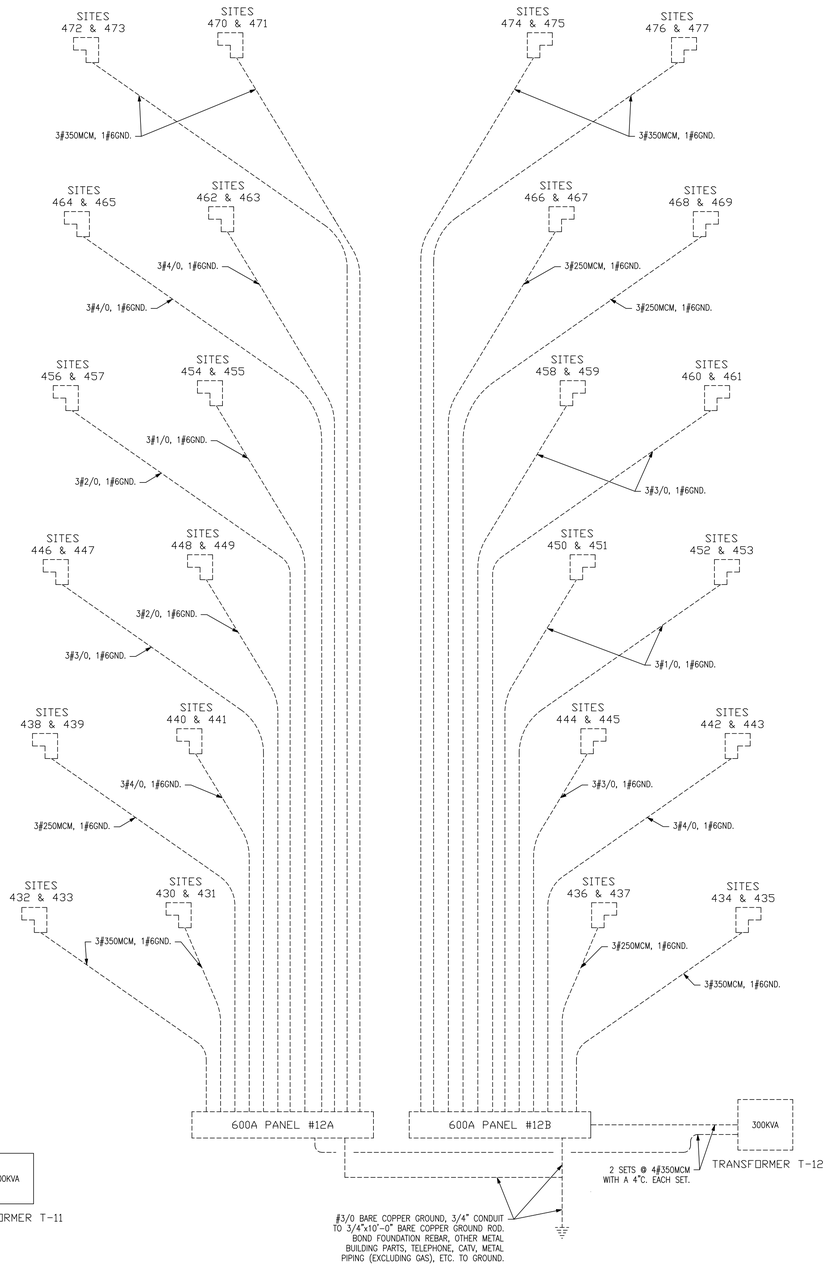

3 E6 **ELECTRIC RISER DIAGRAM**

SCALE: NO SCALE

STATE OF MISSOURI
MIKE KEHOE,
GOVERNOR

FREDDIE L. MALICOAT - ENGINEER
MO# E-16897

STATE OF MISSOURI FREDDIE L. MALICOAT NUMBER E-16897 REGISTERED PROFESSIONAL ENGINEER

11-07-25

MALICOAT - WINSLOW ENGINEERS, INC.
MISSOURI STATE CERTIFICATE OF AUTHORITY #000421
4840 RANGELINE STREET, #101
COLUMBIA, MISSOURI 65202
TEL 573–875–1300
FREDDIE MALICOAT, P.E.

OFFICE OF ADMINISTRATION
DIVISION OF FACILITIES MANAGEMENT,
DESIGN AND CONSTRUCTION

MISSOURI
STATE FAIRGROUNDS

NEW CAMPGROUND
CONSTRUCTION PLANS

MISSOURI
STATE FAIRGROUNDS
2503 W 16th STREET
SEDALIA, MO

PROJECT # F2307-01
SITE # 1501
ASSET # 3511501153

REVISION:
DATE:
REVISION:
DATE:
REVISION:
DATE:
ISSUE DATE:

CAD DWG FILE: E-PLN-06
DRAWN BY: JDB
CHECKED BY: FM
DESIGNED BY: FM

SHEET TITLE:

ELECTRIC RISER DIAGRAMS

SHEET NUMBER:

E6

T:\Job\24\2404\124041.dwg, 11/7/2025 12:30:10 PM, JoshB

NOTE:

1. REFER TO PANEL SCHEDULES ON SHEETS E9–E11 FOR BREAKER SIZES.
2. REFER TO CAMPGROUND ELECTRIC SERVICES TABLE ON SHEET ME1 FOR RECOMMENDED MINIMUM WIRE SIZES AND LENGTHS.
3. WIRE SIZES ASSUME COPPER WIRE.
4. ALL TRANSFORMERS TO BE 15KV TO 208V, 3ø TRANSFORMERS PER EVERGY REQUIREMENTS
5. DASHED ITEMS DENOTES THEY ARE AN ALTERNATE. SEE PANEL SCHEDULES ON SHEETS E9–E11 AND SHEET C-003 FOR ALTERNATE SCHEDULE.

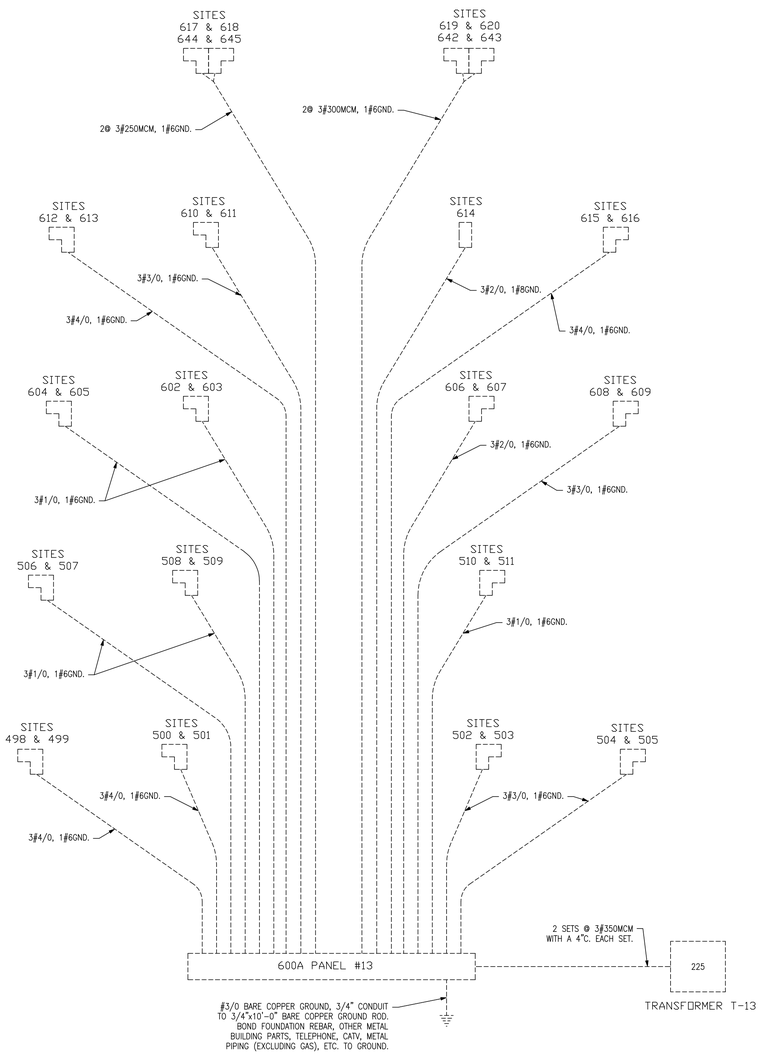

1 E7 **ELECTRIC RISER DIAGRAM**
SCALE: NO SCALE

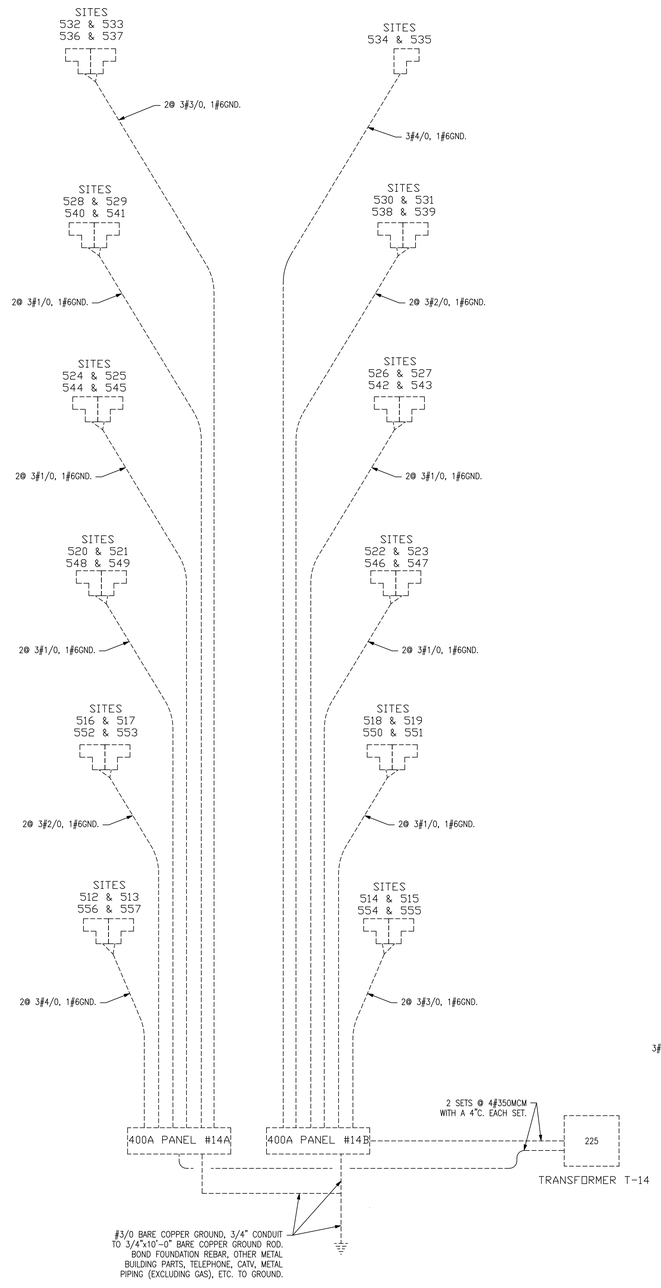

2 E7 **ELECTRIC RISER DIAGRAM**
SCALE: NO SCALE

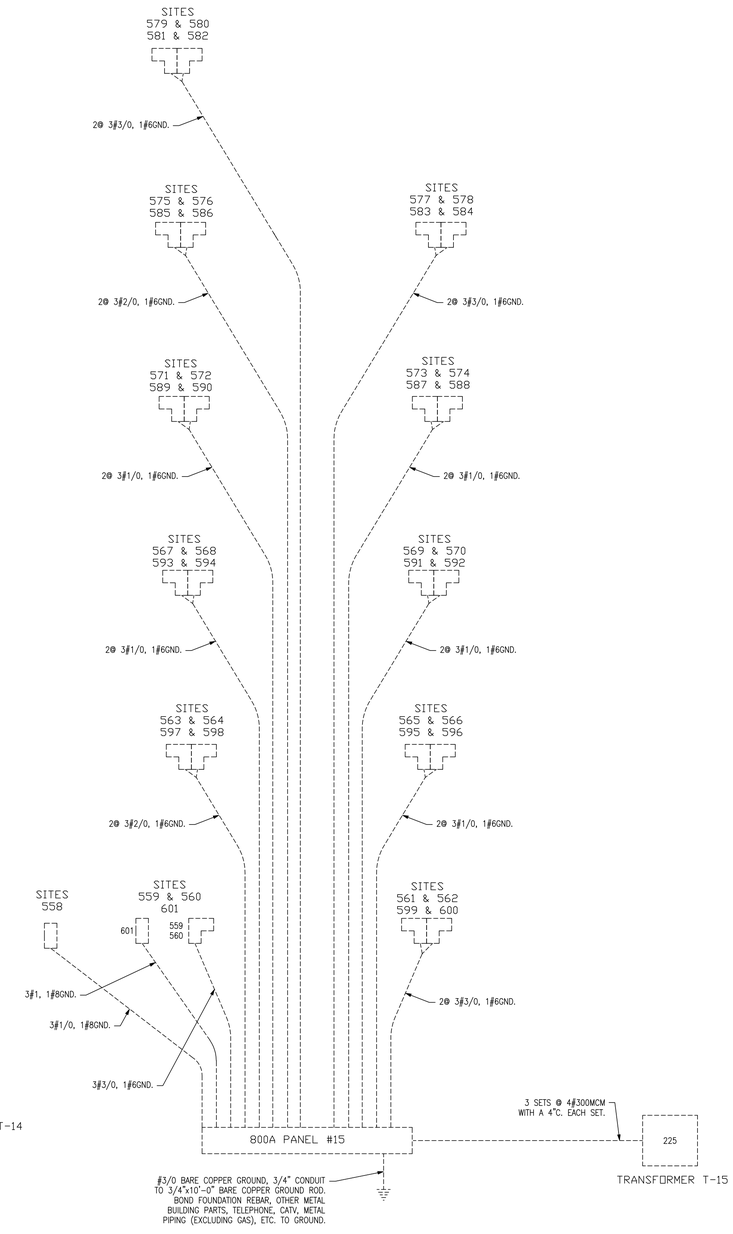

3 E7 **ELECTRIC RISER DIAGRAM**
SCALE: NO SCALE

STATE OF MISSOURI
MIKE KEHOE,
GOVERNOR

FREDDIE L. MALICOAT - ENGINEER
MO# E-16897

STATE OF MISSOURI · FREDDIE L. MALICOAT · NUMBER E-16897 · REGISTERED PROFESSIONAL ENGINEER
11-07-25

MALICOAT - WINSLOW ENGINEERS, INC.
MISSOURI STATE CERTIFICATE OF AUTHORITY #000421
4840 RANGELINE STREET, #101 TEL 573-875-1300
COLUMBIA, MISSOURI 65202
FREDDIE MALICOAT, P.E.

OFFICE OF ADMINISTRATION
DIVISION OF FACILITIES MANAGEMENT,
DESIGN AND CONSTRUCTION

MISSOURI
STATE FAIRGROUNDS

NEW CAMPGROUND
CONSTRUCTION PLANS

MISSOURI
STATE FAIRGROUNDS
2503 W 16th STREET
SEDALIA, MO

PROJECT # F2307-01
SITE # 1501
ASSET # 3511501153

REVISION:
DATE:
REVISION:
DATE:
REVISION:
DATE:
ISSUE DATE:

CAD DWG FILE: E-PLN-07
DRAWN BY: JDB
CHECKED BY: FM
DESIGNED BY: FM

SHEET TITLE:
ELECTRIC RISER DIAGRAMS

SHEET NUMBER:
E7

T:\Job\24\24041\24041.dwg, 11/7/2025 12:30:09 PM, JoshB

NOTE:

1. REFER TO PANEL SCHEDULES ON SHEETS E9–E11 FOR BREAKER SIZES.
2. REFER TO CAMPGROUND ELECTRIC SERVICES TABLE ON SHEET ME1 FOR RECOMMENDED MINIMUM WIRE SIZES AND LENGTHS.
3. WIRE SIZES ASSUME COPPER WIRE.
4. ALL TRANSFORMERS TO BE 15KV TO 208V, 3ø TRANSFORMERS PER EVERGY REQUIREMENTS
5. DASHED ITEMS DENOTES THEY ARE AN ALTERNATE. SEE PANEL SCHEDULES ON SHEETS E9–E11 AND SHEET C–003 FOR ALTERNATE SCHEDULE.

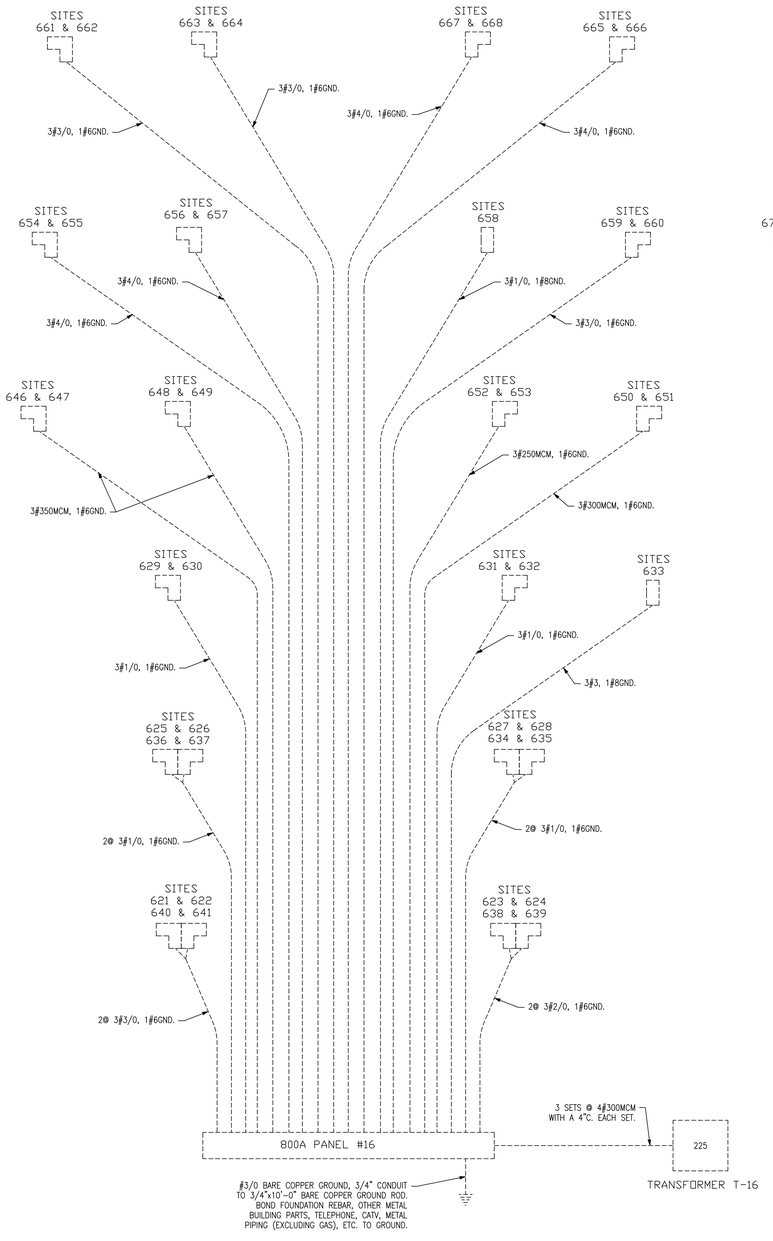

1 E8 **ELECTRIC RISER DIAGRAM**
SCALE: NO SCALE

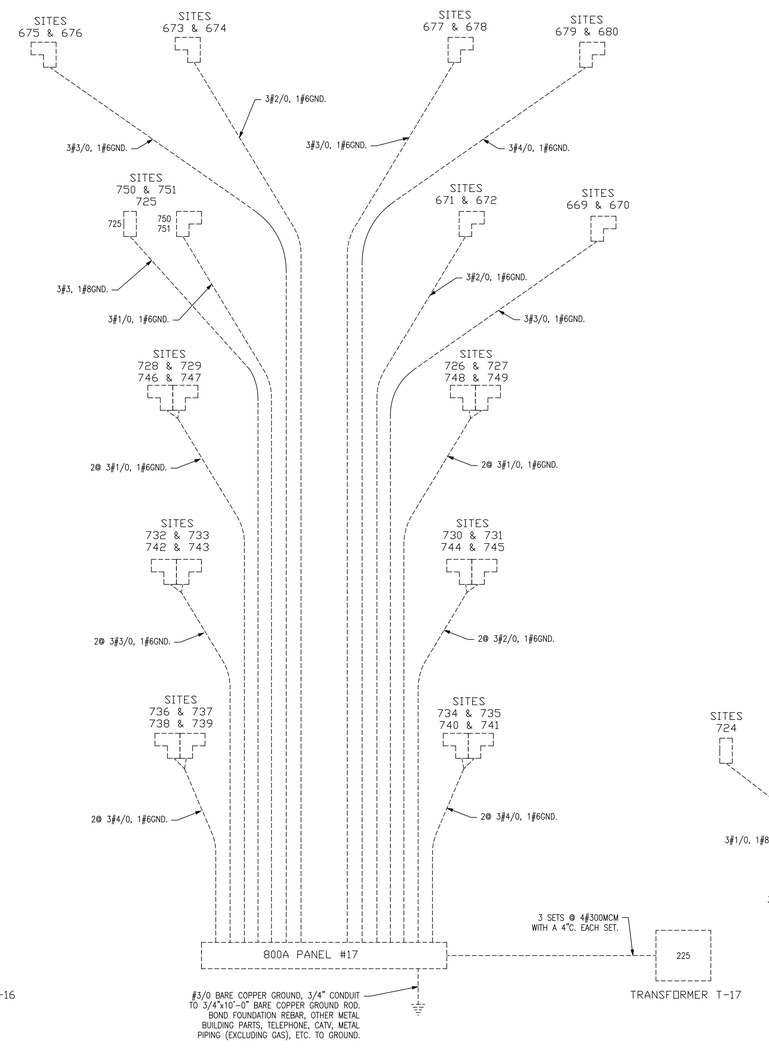

2 E8 **ELECTRIC RISER DIAGRAM**
SCALE: NO SCALE

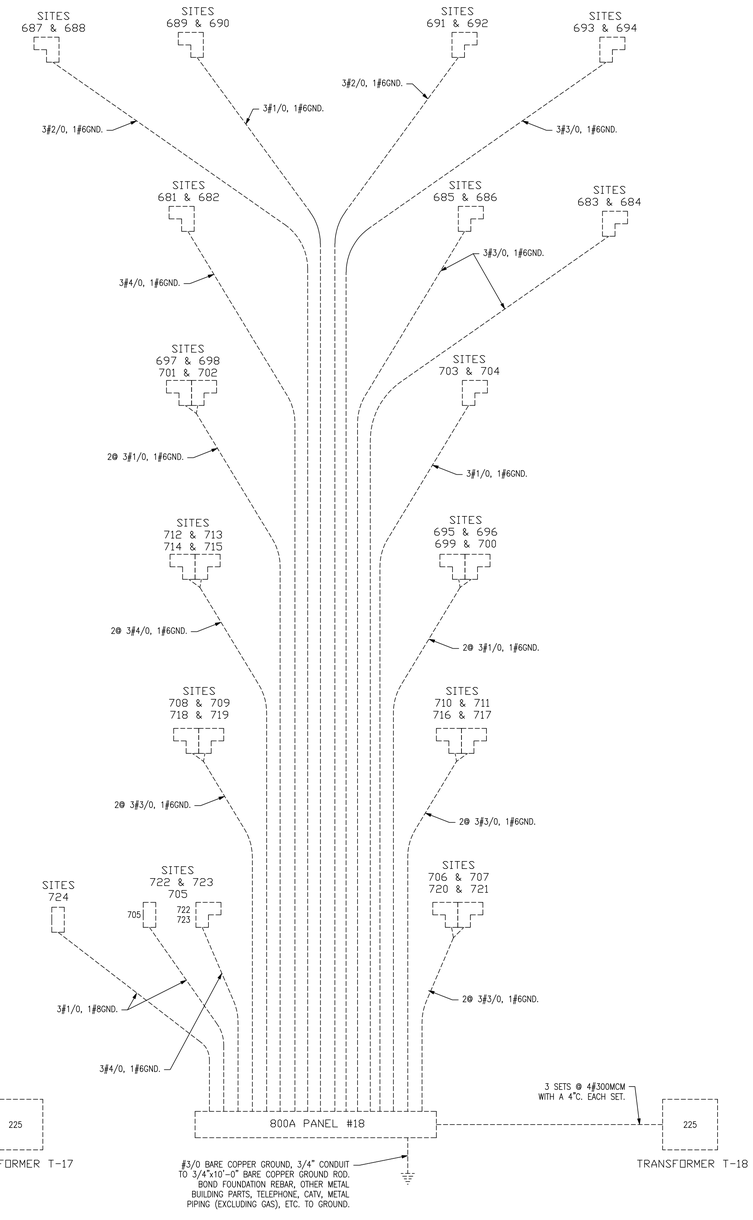

3 E8 **ELECTRIC RISER DIAGRAM**
SCALE: NO SCALE

STATE OF MISSOURI
MIKE KEHOE,
GOVERNOR

FREDDIE L. MALICOAT - ENGINEER
MO# E-16897

STATE OF MISSOURI · FREDDIE L. MALICOAT · NUMBER E-16897 · REGISTERED PROFESSIONAL ENGINEER
11-07-25

MALICOAT - WINSLOW ENGINEERS, INC.
MISSOURI STATE CERTIFICATE OF AUTHORITY #000421
4840 RANGELINE STREET, #101
COLUMBIA, MISSOURI 65202
TEL 573–875–1300
FREDDIE MALICOAT, P.E.

OFFICE OF ADMINISTRATION
DIVISION OF FACILITIES MANAGEMENT,
DESIGN AND CONSTRUCTION

MISSOURI
STATE FAIRGROUNDS

NEW CAMPGROUND
CONSTRUCTION PLANS

MISSOURI
STATE FAIRGROUNDS
2503 W 16th STREET
SEDALIA, MO

PROJECT # F2307-01
SITE # 1501
ASSET # 3511501153

REVISION:
DATE:
REVISION:
DATE:
REVISION:
DATE:
ISSUE DATE:

CAD DWG FILE: E-PLN-08
DRAWN BY: JDB
CHECKED BY: FM
DESIGNED BY: FM

SHEET TITLE:
ELECTRIC RISER DIAGRAMS

SHEET NUMBER:
E8

T:\Job\24\24041\24041.dwg, 11/7/2025 12:30:07 PM, JoshB

P1

VOLTS 120/208 | PHASE 3 | WIRE 4
MAIN CAPACITY 800 A MCB | BUSS MATERIAL | MOUNTING
A WATTS 156000 | B WATTS 156000 | C WATTS 144000
TOTAL WATTS 456000 | SIMULTANEOUS LOAD WATTS 186960

BASE BID

CIRC	LOCATION / DESCRIPTION	BRKR	WATTS	ø	WATTS	BRKR	LOCATION / DESCRIPTION	CIRC
1	SITE 1,2	150-2	12000	A	12000	150-2	SITE 3,4	2
3	–	–	12000	B	12000	–	–	4
5	SITE 5,6	150-2	12000	C	12000	150-2	SITE 7,8	6
7	–	–	12000	A	12000	–	–	8
9	SITE 9,10	150-2	12000	B	12000	150-2	SITE 11,12	10
11	–	–	12000	C	12000	–	–	12
13	SITE 13,14	150-2	12000	A	12000	150-2	SITE 15,16	14
15	–	–	12000	B	12000	–	–	16
17	SITE 17,18	150-2	12000	C	12000	150-2	SITE 19,20	18
19	–	–	12000	A	12000	–	–	20
21	SITE 21,22	150-2	12000	B	12000	150-2	SITE 23,24	22
23	–	–	12000	C	12000	–	–	24
25	SITE 25,26	150-2	12000	A	12000	150-2	SITE 27,28	26
27	–	–	12000	B	12000	–	–	28
29	SITE 29,30	150-2	12000	C	12000	150-2	SITE 31,32	30
31	–	–	12000	A	12000	–	–	32
33	SITE 374,375	150-2	12000	B	12000	150-2	SITE 376,377	34
35	–	–	12000	C	12000	–	–	36
37	SITE 378,379	150-2	12000	A	0	20-2	SPARE	38
39	–	–	12000	B	0	–	–	40
41	SPARE	20-1	0	C	0	20-1	SPARE	42

P2*

VOLTS 120/208 | PHASE 3 | WIRE 4
MAIN CAPACITY 600 A MCB | BUSS MATERIAL | MOUNTING
A WATTS 144000 | B WATTS 120000 | C WATTS 120000
TOTAL WATTS 384000 | SIMULTANEOUS LOAD WATTS 161280

CIRC	LOCATION / DESCRIPTION	BRKR	WATTS	ø	WATTS	BRKR	LOCATION / DESCRIPTION	CIRC
1	BASE BID – SITE 33,34	150-2	12000	A	12000	150-2	BASE BID – SITE 35,36	2
3	–	–	12000	B	12000	–	–	4
5	BASE BID – SITE 37,38	150-2	12000	C	12000	150-2	BASE BID – SITE 39,40	6
7	–	–	12000	A	12000	–	–	8
9	BASE BID – SITE 41,42	150-2	12000	B	12000	150-2	BASE BID – SITE 43,44	10
11	–	–	12000	C	12000	–	–	12
13	ALTERNATE #1 – SITE 45,46	150-2	12000	A	12000	150-2	ALTERNATE #1 – SITE 47,48	14
15	–	–	12000	B	12000	–	–	16
17	ALTERNATE #1 – SITE 49,50	150-2	12000	C	12000	150-2	ALTERNATE #1 – SITE 51,52	18
19	–	–	12000	A	12000	–	–	20
21	ALTERNATE #1 – SITE 53,54	150-2	12000	B	12000	150-2	ALTERNATE #1 – SITE 55,56	22
23	–	–	12000	C	12000	–	–	24
25	ALTERNATE #1 – SITE 57,58	150-2	12000	A	12000	150-2	ALTERNATE #1 – SITE 59,60	26
27	–	–	12000	B	12000	–	–	28
29	ALTERNATE #1 – SITE 61,62	150-2	12000	C	12000	150-2	ALTERNATE #1 – SITE 63,64	30
31	–	–	12000	A	12000	–	–	32
33	SPARE	20-2	0	B	0	20-2	SPARE	34
35	–	–	0	C	0	–	–	36
37	SPARE	20-2	0	A	0	20-2	SPARE	38
39	–	–	0	B	0	–	–	40
41	SPARE	20-1	0	C	0	20-1	SPARE	42

* IF ALTERNATE #1 IS NOT CHOSEN, ALTERNATE #1 BREAKERS ARE TO BE INCLUDED AS SPARE.

P3*

VOLTS 120/208 | PHASE 3 | WIRE 4
MAIN CAPACITY 1200 A MCB | BUSS MATERIAL | MOUNTING
A WATTS 150000 | B WATTS 156000 | C WATTS 138000
TOTAL WATTS 444000 | SIMULTANEOUS LOAD WATTS 258040

ALTERNATE #1 & ALTERNATE #2

CIRC	LOCATION / DESCRIPTION	BRKR	WATTS	ø	WATTS	BRKR	LOCATION / DESCRIPTION	CIRC
1	ALTERNATE #1 – SITE 65,66	150-2	12000	A	12000	150-2	ALTERNATE #1 – SITE 67,68	2
3	–	–	12000	B	12000	–	–	4
5	ALTERNATE #1 – SITE 69,70	150-2	12000	C	12000	150-2	ALTERNATE #1 – SITE 71,72	6
7	–	–	12000	A	12000	–	–	8
9	ALTERNATE #1 – SITE 73,74	150-2	12000	B	12000	150-2	ALTERNATE #1 – SITE 75,76	10
11	–	–	12000	C	12000	–	–	12
13	ALTERNATE #1 – SITE 77,78	150-2	12000	A	12000	150-2	ALTERNATE #1 – SITE 79,80	14
15	–	–	12000	B	12000	–	–	16
17	ALTERNATE #1 – SITE 81	80-2	6000	C	12000	150-2	ALTERNATE #2 – SITE 478,479	18
19	–	–	6000	A	12000	–	–	20
21	ALTERNATE #2 – SITE 480,481	150-2	12000	B	12000	150-2	ALTERNATE #2 – SITE 482,483	22
23	–	–	12000	C	12000	–	–	24
25	ALTERNATE #2 – SITE 484,485	150-2	12000	A	12000	150-2	ALTERNATE #2 – SITE 486,487	26
27	–	–	12000	B	12000	–	–	28
29	ALTERNATE #2 – SITE 488,489	150-2	12000	C	12000	150-2	ALTERNATE #2 – SITE 490,491	30
31	–	–	12000	A	12000	–	–	32
33	ALTERNATE #2 – SITE 492,493	150-2	12000	B	12000	150-2	ALTERNATE #2 – SITE 494,495	34
35	–	–	12000	C	12000	–	–	36
37	ALTERNATE #2 – SITE 496,497	150-2	12000	A	0	400-3	SPARE	38
39	–	–	12000	B	0	–	–	40
41	SPARE	20-2	0	C	0	–	–	42
43	–	–	0	A	0	20-2	SPARE	44
45	SPARE	20-2	0	B	0	–	–	46
47	–	–	0	C	0	20-2	SPARE	48
49	SPARE	20-2	0	A	0	–	–	50
51	–	–	0	B	0	20-1	SPARE	52
53	SPARE	20-1	0	C	0	20-1	SPARE	54

* IF ALTERNATE #1 IS CHOSEN, AND ALTERNATE #2 IS NOT CHOSEN, THE BREAKERS FOR ALTERNATE #2 ARE TO BE INCLUDED AS SPARE.

P4

VOLTS 120/208 | PHASE 3 | WIRE 4
MAIN CAPACITY 800 A MCB | BUSS MATERIAL | MOUNTING
A WATTS 192000 | B WATTS 168000 | C WATTS 168000
TOTAL WATTS 528000 | SIMULTANEOUS LOAD WATTS 216480

BASE BID

CIRC	LOCATION / DESCRIPTION	BRKR	WATTS	ø	WATTS	BRKR	LOCATION / DESCRIPTION	CIRC
1	SITE 82,83	150-2	12000	A	12000	150-2	SITE 84,85	2
3	–	–	12000	B	12000	–	–	4
5	SITE 86,87	150-2	12000	C	12000	150-2	SITE 88,89	6
7	–	–	12000	A	12000	–	–	8
9	SITE 90,91	150-2	12000	B	12000	150-2	SITE 92,93	10
11	–	–	12000	C	12000	–	–	12
13	SITE 94,95	150-2	12000	A	12000	150-2	SITE 96,97	14
15	–	–	12000	B	12000	–	–	16
17	SITE 98,99	150-2	12000	C	12000	150-2	SITE 100,101	18
19	–	–	12000	A	12000	–	–	20
21	SITE 102,103	150-2	12000	B	12000	150-2	SITE 104,105	22
23	–	–	12000	C	12000	–	–	24
25	SITE 106,107	150-2	12000	A	12000	150-2	SITE 108,109	26
27	–	–	12000	B	12000	–	–	28
29	SITE 110,111	150-2	12000	C	12000	150-2	SITE 112,113	30
31	–	–	12000	A	12000	–	–	32
33	SITE 114,115	150-2	12000	B	12000	150-2	SITE 116,117	34
35	–	–	12000	C	12000	–	–	36
37	SITE 118,119	150-2	12000	A	12000	150-2	SITE 120,121	38
39	–	–	12000	B	12000	–	–	40
41	SITE 122,123	150-2	12000	C	12000	150-2	SITE 124,125	42
43	–	–	12000	A	12000	–	–	44
45	SPARE	20-2	0	B	0	20-2	SPARE	46
47	–	–	0	C	0	–	–	48
49	SPARE	20-2	0	A	0	20-2	SPARE	50
51	–	–	0	B	0	–	–	52
53	SPARE	20-1	0	C	0	20-1	SPARE	54

P5

VOLTS 120/208 | PHASE 3 | WIRE 4
MAIN CAPACITY 800 A MCB | BUSS MATERIAL | MOUNTING
A WATTS 192000 | B WATTS 168000 | C WATTS 168000
TOTAL WATTS 528000 | SIMULTANEOUS LOAD WATTS 216480

BASE BID

CIRC	LOCATION / DESCRIPTION	BRKR	WATTS	ø	WATTS	BRKR	LOCATION / DESCRIPTION	CIRC
1	SITE 126,127	150-2	12000	A	12000	150-2	SITE 128,129	2
3	–	–	12000	B	12000	–	–	4
5	SITE 130,131	150-2	12000	C	12000	150-2	SITE 132,133	6
7	–	–	12000	A	12000	–	–	8
9	SITE 134,135	150-2	12000	B	12000	150-2	SITE 136,137	10
11	–	–	12000	C	12000	–	–	12
13	SITE 138,139	150-2	12000	A	12000	150-2	SITE 140,141	14
15	–	–	12000	B	12000	–	–	16
17	SITE 142,143	150-2	12000	C	12000	150-2	SITE 144,145	18
19	–	–	12000	A	12000	–	–	20
21	SITE 146,147	150-2	12000	B	12000	150-2	SITE 148,149	22
23	–	–	12000	C	12000	–	–	24
25	SITE 150,151	150-2	12000	A	12000	150-2	SITE 152,153	26
27	–	–	12000	B	12000	–	–	28
29	SITE 154,155	150-2	12000	C	12000	150-2	SITE 156,157	30
31	–	–	12000	A	12000	–	–	32
33	SITE 158,159	150-2	12000	B	12000	150-2	SITE 160,161	34
35	–	–	12000	C	12000	–	–	36
37	SITE 162,163	150-2	12000	A	12000	150-2	SITE 164,165	38
39	–	–	12000	B	12000	–	–	40
41	SITE 166,167	150-2	12000	C	12000	150-2	SITE 168,169	42
43	–	–	12000	A	12000	–	–	44
45	SPARE	20-2	0	B	0	20-2	SPARE	46
47	–	–	0	C	0	–	–	48
49	SPARE	20-2	0	A	0	20-2	SPARE	50
51	–	–	0	B	0	–	–	52
53	SPARE	20-1	0	C	0	20-1	SPARE	54

P6

VOLTS 120/208 | PHASE 3 | WIRE 4
MAIN CAPACITY 800 A MCB | BUSS MATERIAL | MOUNTING
A WATTS 192000 | B WATTS 168000 | C WATTS 168000
TOTAL WATTS 528000 | SIMULTANEOUS LOAD WATTS 216480

BASE BID

CIRC	LOCATION / DESCRIPTION	BRKR	WATTS	ø	WATTS	BRKR	LOCATION / DESCRIPTION	CIRC
1	SITE 170,171	150-2	12000	A	12000	150-2	SITE 172,173	2
3	–	–	12000	B	12000	–	–	4
5	SITE 174,175	150-2	12000	C	12000	150-2	SITE 176,177	6
7	–	–	12000	A	12000	–	–	8
9	SITE 178,179	150-2	12000	B	12000	150-2	SITE 180,181	10
11	–	–	12000	C	12000	–	–	12
13	SITE 182,183	150-2	12000	A	12000	150-2	SITE 184,185	14
15	–	–	12000	B	12000	–	–	16
17	SITE 186,187	150-2	12000	C	12000	150-2	SITE 188,189	18
19	–	–	12000	A	12000	–	–	20
21	SITE 190,191	150-2	12000	B	12000	150-2	SITE 192,193	22
23	–	–	12000	C	12000	–	–	24
25	SITE 194,195	150-2	12000	A	12000	150-2	SITE 196,197	26
27	–	–	12000	B	12000	–	–	28
29	SITE 198,199	150-2	12000	C	12000	150-2	SITE 200,201	30
31	–	–	12000	A	12000	–	–	32
33	SITE 202,203	150-2	12000	B	12000	150-2	SITE 204,205	34
35	–	–	12000	C	12000	–	–	36
37	SITE 206,207	150-2	12000	A	12000	150-2	SITE 208,209	38
39	–	–	12000	B	12000	–	–	40
41	SITE 210,211	150-2	12000	C	12000	150-2	SITE 212,213	42
43	–	–	12000	A	12000	–	–	44
45	SPARE	20-2	0	B	0	20-2	SPARE	46
47	–	–	0	C	0	–	–	48
49	SPARE	20-2	0	A	0	20-2	SPARE	50
51	–	–	0	B	0	–	–	52
53	SPARE	20-1	0	C	0	20-1	SPARE	54

P7

VOLTS 120/208 | PHASE 3 | WIRE 4
MAIN CAPACITY 800 A MCB | BUSS MATERIAL | MOUNTING
A WATTS 186000 | B WATTS 168000 | C WATTS 174000
TOTAL WATTS 528000 | SIMULTANEOUS LOAD WATTS 216480

BASE BID

CIRC	LOCATION / DESCRIPTION	BRKR	WATTS	ø	WATTS	BRKR	LOCATION / DESCRIPTION	CIRC
1	SITE 214,215	150-2	12000	A	12000	150-2	SITE 216,217	2
3	–	–	12000	B	12000	–	–	4
5	SITE 218,219	150-2	12000	C	12000	150-2	SITE 220,221	6
7	–	–	12000	A	12000	–	–	8
9	SITE 222,223	150-2	12000	B	12000	150-2	SITE 224,225	10
11	–	–	12000	C	12000	–	–	12
13	SITE 226,227	150-2	12000	A	12000	150-2	SITE 228,229	14
15	–	–	12000	B	12000	–	–	16
17	SITE 230,231	150-2	12000	C	12000	150-2	SITE 232,233	18
19	–	–	12000	A	12000	–	–	20
21	SITE 234,235	150-2	12000	B	6000	80-2	SITE 236	22
23	–	–	12000	C	6000	–	–	24
25	SITE 237	80-2	6000	A	12000	150-2	SITE 238,239	26
27	–	–	6000	B	12000	–	–	28
29	SITE 240,241	150-2	12000	C	12000	150-2	SITE 242,243	30
31	–	–	12000	A	12000	–	–	32
33	SITE 244,245	150-2	12000	B	12000	150-2	SITE 246,247	34
35	–	–	12000	C	12000	–	–	36
37	SITE 248,249	150-2	12000	A	12000	150-2	SITE 250,251	38
39	–	–	12000	B	12000	–	–	40
41	SITE 252,253	150-2	12000	C	12000	150-2	SITE 254,255	42
43	–	–	12000	A	12000	–	–	44
45	SITE 256,257	150-2	12000	B	0	20-2	SPARE	46
47	–	–	12000	C	0	–	–	48
49	SPARE	20-2	0	A	0	20-2	SPARE	50
51	–	–	0	B	0	–	–	52
53	SPARE	20-1	0	C	0	20-1	SPARE	54

P8

VOLTS 120/208 | PHASE 3 | WIRE 4
MAIN CAPACITY 800 A MCB | BUSS MATERIAL | MOUNTING
A WATTS 174000 | B WATTS 162000 | C WATTS 144000
TOTAL WATTS 480000 | SIMULTANEOUS LOAD WATTS 196800

BASE BID

CIRC	LOCATION / DESCRIPTION	BRKR	WATTS	ø	WATTS	BRKR	LOCATION / DESCRIPTION	CIRC
1	SITE 258,259	150-2	12000	A	12000	150-2	SITE 260,261	2
3	–	–	12000	B	12000	–	–	4
5	SITE 262,263	150-2	12000	C	12000	150-2	SITE 264,265	6
7	–	–	12000	A	12000	–	–	8
9	SITE 266,267	150-2	12000	B	12000	150-2	SITE 268,269	10
11	–	–	12000	C	12000	–	–	12
13	SITE 270,271	150-2	12000	A	12000	150-2	SITE 272,273	14
15	–	–	12000	B	12000	–	–	16
17	SITE 274,275	150-2	12000	C	6000	80-2	SITE 276	18
19	–	–	12000	A	6000	–	–	20
21	SITE 277	80-2	6000	B	12000	150-2	SITE 278,279	22
23	–	–	6000	C	12000	–	–	24
25	SITE 280,281	150-2	12000	A	12000	150-2	SITE 282,283	26
27	–	–	12000	B	12000	–	–	28
29	SITE 284,285	150-2	12000	C	12000	150-2	SITE 286,287	30
31	–	–	12000	A	12000	–	–	32
33	SITE 288,289	150-2	12000	B	12000	150-2	SITE 290,291	34
35	–	–	12000	C	12000	–	–	36
37	SITE 292,293	150-2	12000	A	12000	150-2	SITE 294,295	38
39	–	–	12000	B	12000	–	–	40
41	SITE 296,297	150-2	12000	C	0	20-2	SPARE	42
43	–	–	12000	A	0	–	–	44
45	SPARE	20-2	0	B	0	20-2	SPARE	46
47	–	–	0	C	0	–	–	48
49	SPARE	20-2	0	A	0	20-2	SPARE	50
51	–	–	0	B	0	–	–	52
53	SPARE	20-1	0	C	0	20-1	SPARE	54

STATE OF MISSOURI
MIKE KEHOE,
GOVERNOR

FREDDIE L. MALICOAT - ENGINEER
MO# E-16897

11-07-25

MALICOAT - WINSLOW
ENGINEERS, INC.
MISSOURI STATE CERTIFICATE OF AUTHORITY #00421
TEL 573-875-1300
4840 RANGELINE STREET, #101
COLUMBIA, MISSOURI 65202
FREDDIE MALICOAT, P.E.

OFFICE OF ADMINISTRATION
DIVISION OF FACILITIES
MANAGEMENT,
DESIGN AND CONSTRUCTION

MISSOURI
STATE FAIRGROUNDS

NEW CAMPGROUND
CONSTRUCTION PLANS

MISSOURI
STATE FAIRGROUNDS
2503 W 16th STREET
SEDALIA, MO

PROJECT # F2307-01
SITE # 1501
ASSET # 3511501153

REVISION:
DATE:
REVISION:
DATE:
REVISION:
DATE:

ISSUE DATE:

CAD DWG FILE: E-PLN-09
DRAWN BY: JDB
CHECKED BY: FM
DESIGNED BY: FM

SHEET TITLE:

ELECTRIC
PANEL
SCHEDULES

SHEET NUMBER:

E9

T:\Job\24\2404\124041.dwg, 11/7/2025 12:30:06 PM, JoshB

P9A

VOLTS 120/208 | PHASE 3 | WIRE 4
MAIN CAPACITY 600 A MCB | BUSS MATERIAL | MOUNTING
A WATTS 96000 | B WATTS 96000 | C WATTS 96000
TOTAL WATTS 288000 | SIMULTANEOUS LOAD WATTS 123840

BASE BID

CIRC	LOCATION / DESCRIPTION	BRKR	WATTS	ø	WATTS	BRKR	LOCATION / DESCRIPTION	CIRC
1	SITE 300,301	150–2	12000	A	12000	150–2	SITE 304,305	2
3	–	–	12000	B	12000	–	–	4
5	SITE 308,309	150–2	12000	C	12000	150–2	SITE 312,313	6
7	–	–	12000	A	12000	–	–	8
9	SITE 316,317	150–2	12000	B	12000	150–2	SITE 322,323	10
11	–	–	12000	C	12000	–	–	12
13	SITE 326,327	150–2	12000	A	12000	150–2	SITE 330,331	14
15	–	–	12000	B	12000	–	–	16
17	SITE 334,335	150–2	12000	C	12000	150–2	SITE 338,339	18
19	–	–	12000	A	12000	–	–	20
21	SITE 342,343	150–2	12000	B	12000	150–2	SITE 344,345	22
23	–	–	12000	C	12000	–	–	24
25	SPARE	20–2	0	A	0	20–2	SPARE	26
27	–	–	0	B	0	–	–	28
29	SPARE	20–2	0	C	0	20–2	SPARE	30
31	–	–	0	A	0	–	–	32
33	SPARE	20–2	0	B	0	20–2	SPARE	34
35	–	–	0	C	0	–	–	36
37	SPARE	20–2	0	A	0	20–2	SPARE	38
39	–	–	0	B	0	–	–	40
41	SPARE	20–1	0	C	0	20–1	SPARE	42

P9B

VOLTS 120/208 | PHASE 3 | WIRE 4
MAIN CAPACITY 600 A MCB | BUSS MATERIAL | MOUNTING
A WATTS 96000 | B WATTS 96000 | C WATTS 96000
TOTAL WATTS 288000 | SIMULTANEOUS LOAD WATTS 123840

BASE BID

CIRC	LOCATION / DESCRIPTION	BRKR	WATTS	ø	WATTS	BRKR	LOCATION / DESCRIPTION	CIRC
1	SITE 298,299	150–2	12000	A	12000	150–2	SITE 302,303	2.4
3	–	–	12000	B	12000	150–2	SITE 302,303	2.4
5.7	SITE 306,307	150–2	12000	C	12000	150–2	SITE 310,311	6
5.7	SITE 306,307	150–2	12000	A	12000	–	–	8
9	SITE 314,315	150–2	12000	B	12000	150–2	SITE 318,319	10
11	–	–	12000	C	12000	–	–	12
13	SITE 320	80–2	6000	A	6000	80–2	SITE 321	14
15	–	–	6000	B	6000	–	–	16
17	SITE 324,325	150–2	12000	C	12000	150–2	SITE 328,329	18
19	–	–	12000	A	12000	–	–	20
21	SITE 332,333	150–2	12000	B	12000	150–2	SITE 336,337	22
23	–	–	12000	C	12000	–	–	24
25	SITE 340,341	150–2	12000	A	0	20–2	SPARE	26
27	–	–	12000	B	0	–	–	28
29	SPARE	20–2	0	C	0	20–2	SPARE	30
31	–	–	0	A	0	–	–	32
33	SPARE	20–2	0	B	0	20–2	SPARE	34
35	–	–	0	C	0	–	–	36
37	SPARE	20–2	0	A	0	20–2	SPARE	38
39	–	–	0	B	0	–	–	40
41	SPARE	20–1	0	C	0	20–1	SPARE	42

P10

VOLTS 120/208 | PHASE 3 | WIRE 4
MAIN CAPACITY 800 A MCB | BUSS MATERIAL | MOUNTING
A WATTS 180000 | B WATTS 168000 | C WATTS 156000
TOTAL WATTS 504000 | SIMULTANEOUS LOAD WATTS 206640

BASE BID

CIRC	LOCATION / DESCRIPTION	BRKR	WATTS	ø	WATTS	BRKR	LOCATION / DESCRIPTION	CIRC
1	SITE 346,347	150–2	12000	A	12000	150–2	SITE 348,349	2
3	–	–	12000	B	12000	–	–	4
5	SITE 350,351	150–2	12000	C	12000	150–2	SITE 352,353	6
7	–	–	12000	A	12000	–	–	8
9	SITE 354,355	150–2	12000	B	12000	150–2	SITE 356,357	10
11	–	–	12000	C	12000	–	–	12
13	SITE 358,359	150–2	12000	A	12000	150–2	SITE 360,361	14
15	–	–	12000	B	12000	–	–	16
17	SITE 362,363	150–2	12000	C	12000	150–2	SITE 364,365	18
19	–	–	12000	A	12000	–	–	20
21	SITE 366,367	150–2	12000	B	12000	150–2	SITE 368,369	22
23	–	–	12000	C	12000	–	–	24
25	SITE 370,371	150–2	12000	A	12000	150–2	SITE 372,373	26
27	–	–	12000	B	12000	–	–	28
29	SITE 380,381	150–2	12000	C	12000	150–2	SITE 382,383	30
31	–	–	12000	A	12000	–	–	32
33	SITE 384,385	150–2	12000	B	12000	150–2	SITE 386,387	34
35	–	–	12000	C	12000	–	–	36
37	SITE 388,389	150–2	12000	A	12000	150–2	SITE 390,391	38
39	–	–	12000	B	12000	–	–	40
41	SITE 392,393	150–2	12000	C	0	20–2	SPARE	42
43	–	–	12000	A	0	–	–	44
45	SPARE	20–2	0	B	0	20–2	SPARE	46
47	–	–	0	C	0	–	–	48
49	SPARE	20–2	0	A	0	20–2	SPARE	50
51	–	–	0	B	0	–	–	52
53	SPARE	20–1	0	C	0	20–1	SPARE	54

P11

VOLTS 120/208 | PHASE 3 | WIRE 4
MAIN CAPACITY 1200 A MCB | BUSS MATERIAL | MOUNTING
A WATTS 144000 | B WATTS 144000 | C WATTS 144000
TOTAL WATTS 432000 | SIMULTANEOUS LOAD WATTS 253120

BASE BID

CIRC	LOCATION / DESCRIPTION	BRKR	WATTS	ø	WATTS	BRKR	LOCATION / DESCRIPTION	CIRC
1	SITE 394,395	150–2	12000	A	12000	150–2	SITE 396,397	2
3	–	–	12000	B	12000	–	–	4
5	SITE 398,399	150–2	12000	C	12000	150–2	SITE 400,401	6
7	–	–	12000	A	12000	–	–	8
9	SITE 402,403	150–2	12000	B	12000	150–2	SITE 404,405	10
11	–	–	12000	C	12000	–	–	12
13	SITE 406,407	150–2	12000	A	12000	150–2	SITE 408,409	14
15	–	–	12000	B	12000	–	–	16
17	SITE 410,411	150–2	12000	C	12000	150–2	SITE 412,413	18
19	–	–	12000	A	12000	–	–	20
21	SITE 414,415	150–2	12000	B	12000	150–2	SITE 416,417	22
23	–	–	12000	C	12000	–	–	24
25	SITE 418,419	150–2	12000	A	12000	150–2	SITE 420,421	26
27	–	–	12000	B	12000	–	–	28
29	SITE 422,423	150–2	12000	C	12000	150–2	SITE 424,425	30
31	–	–	12000	A	12000	–	–	32
33	SITE 426,427	150–2	12000	B	12000	150–2	SITE 428,429	34
35	–	–	12000	C	12000	–	–	36
37	SPARE	400–3	0	A	0	20–2	SPARE	38
39	–	–	0	B	0	–	–	40
41	–	–	0	C	0	20–2	SPARE	42
43	SPARE	20–2	0	A	0	–	–	44
45	–	–	0	B	0	20–2	SPARE	46
47	SPARE	20–2	0	C	0	–	–	48
49	–	–	0	A	0	20–2	SPARE	50
51	SPARE	20–1	0	B	0	–	–	52
53	SPARE	20–1	0	C	0	20–1	SPARE	54

P12A

VOLTS 120/208 | PHASE 3 | WIRE 4
MAIN CAPACITY 600 A MCB | BUSS MATERIAL | MOUNTING
A WATTS 96000 | B WATTS 96000 | C WATTS 96000
TOTAL WATTS 288000 | SIMULTANEOUS LOAD WATTS 123840

ALTERNATE #1

CIRC	LOCATION / DESCRIPTION	BRKR	WATTS	ø	WATTS	BRKR	LOCATION / DESCRIPTION	CIRC
1	SITE 430,431	150–2	12000	A	12000	150–2	SITE 432,433	2
3	–	–	12000	B	12000	–	–	4
5	SITE 438,439	150–2	12000	C	12000	150–2	SITE 440,441	6
7	–	–	12000	A	12000	–	–	8
9	SITE 446,447	150–2	12000	B	12000	150–2	SITE 448,449	10
11	–	–	12000	C	12000	–	–	12
13	SITE 454,455	150–2	12000	A	12000	150–2	SITE 456,457	14
15	–	–	12000	B	12000	–	–	16
17	SITE 462,463	150–2	12000	C	12000	150–2	SITE 464,465	18
19	–	–	12000	A	12000	–	–	20
21	SITE 470,471	150–2	12000	B	12000	150–2	SITE 472,473	22
23	–	–	12000	C	12000	–	–	24
25	SPARE	20–2	0	A	0	20–2	SPARE	26
27	–	–	0	B	0	–	–	28
29	SPARE	20–2	0	C	0	20–2	SPARE	30
31	–	–	0	A	0	–	–	32
33	SPARE	20–2	0	B	0	20–2	SPARE	34
35	–	–	0	C	0	–	–	36
37	SPARE	20–2	0	A	0	20–2	SPARE	38
39	–	–	0	B	0	–	–	40
41	SPARE	20–1	0	C	0	20–1	SPARE	42

P12B

VOLTS 120/208 | PHASE 3 | WIRE 4
MAIN CAPACITY 600 A MCB | BUSS MATERIAL | MOUNTING
A WATTS 96000 | B WATTS 96000 | C WATTS 96000
TOTAL WATTS 288000 | SIMULTANEOUS LOAD WATTS 123840

ALTERNATE #1

CIRC	LOCATION / DESCRIPTION	BRKR	WATTS	ø	WATTS	BRKR	LOCATION / DESCRIPTION	CIRC
1	SITE 434,435	150–2	12000	A	12000	150–2	SITE 436,437	2
3	–	–	12000	B	12000	–	–	4
5	SITE 442,443	150–2	12000	C	12000	150–2	SITE 444,445	6
7	–	–	12000	A	12000	–	–	8
9	SITE 450,451	150–2	12000	B	12000	150–2	SITE 452,453	10
11	–	–	12000	C	12000	–	–	12
13	SITE 458,459	150–2	12000	A	12000	150–2	SITE 460,461	14
15	–	–	12000	B	12000	–	–	16
17	SITE 466,467	150–2	12000	C	12000	150–2	SITE 468,469	18
19	–	–	12000	A	12000	–	–	20
21	SITE 474,475	150–2	12000	B	12000	150–2	SITE 476,477	22
23	–	–	12000	C	12000	–	–	24
25	SPARE	20–2	0	A	0	20–2	SPARE	26
27	–	–	0	B	0	–	–	28
29	SPARE	20–2	0	C	0	20–2	SPARE	30
31	–	–	0	A	0	–	–	32
33	SPARE	20–2	0	B	0	20–2	SPARE	34
35	–	–	0	C	0	–	–	36
37	SPARE	20–2	0	A	0	20–2	SPARE	38
39	–	–	0	B	0	–	–	40
41	SPARE	20–1	0	C	0	20–1	SPARE	42

P13*

VOLTS 120/208 | PHASE 3 | WIRE 4
MAIN CAPACITY 600 A MCB | BUSS MATERIAL | MOUNTING
A WATTS 150000 | B WATTS 150000 | C WATTS 144000
TOTAL WATTS 444000 | SIMULTANEOUS LOAD WATTS 182040

ALTERNATE #2 & ALTERNATE #3

CIRC	LOCATION / DESCRIPTION	BRKR	WATTS	ø	WATTS	BRKR	LOCATION / DESCRIPTION	CIRC
1	ALTERNATE #2 – SITE 498,499	150–2	12000	A	12000	150–2	ALTERNATE #2 – SITE 500,501	2
3	–	–	12000	B	12000	–	–	4
5	ALTERNATE #2 – SITE 502,503	150–2	12000	C	12000	150–2	ALTERNATE #2 – SITE 504,505	6
7	–	–	12000	A	12000	–	–	8
9	ALTERNATE #2 – SITE 506,507	150–2	12000	B	12000	150–2	ALTERNATE #2 – SITE 508,509	10
11	–	–	12000	C	12000	–	–	12
13	ALTERNATE #2 – SITE 510,511	150–2	12000	A	12000	150–2	ALTERNATE #3 – SITE 602,603	14
15	–	–	12000	B	12000	–	–	16
17	ALTERNATE #3 – SITE 604,605	150–2	12000	C	12000	150–2	ALTERNATE #3 – SITE 606,607	18
19	–	–	12000	A	12000	–	–	20
21	ALTERNATE #3 – SITE 608,609	150–2	12000	B	12000	150–2	ALTERNATE #3 – SITE 610,611	22
23	–	–	12000	C	12000	–	–	24
25	ALTERNATE #3 – SITE 612,613	150–2	12000	A	6000	80–2	ALTERNATE #3 – SITE 614	26
27	–	–	12000	B	6000	–	–	28
29	ALTERNATE #3 – SITE 615,616	150–2	12000	C	12000	150–2	ALTERNATE #3 – SITE 617,618	30
31	–	–	12000	A	12000	–	–	32
33	ALTERNATE #3 – SITE 619,620	150–2	12000	B	12000	150–2	ALTERNATE #3 – SITE 642,643	34
35	–	–	12000	C	12000	–	–	36
37	ALTERNATE #3 – SITE 644,645	150–2	12000	A	0	20–2	SPARE	38
39	–	–	12000	B	0	–	–	40
41	SPARE	20–2	0	C	0	20–2	SPARE	42
43	–	–	0	A	0	–	–	44
45	SPARE	20–2	0	B	0	20–2	SPARE	46
47	–	–	0	C	0	–	–	48
49	SPARE	20–2	0	A	0	20–2	SPARE	50
51	–	–	0	B	0	–	–	52
53	SPARE	20–1	0	C	0	20–1	SPARE	54

* IF ALTERNATE #2 IS CHOSEN, AND ALTERNATE #3 IS NOT CHOSEN, THE BREAKERS FOR ALTERNATE #3 ARE TO BE INCLUDED AS SPARE.

STATE OF MISSOURI
MIKE KEHOE,
GOVERNOR

FREDDIE L. MALICOAT - ENGINEER
MO# E-16897

11-07-25

MALICOAT - WINSLOW
ENGINEERS, INC.
MISSOURI STATE CERTIFICATE OF AUTHORITY #00421
4840 RANGELINE STREET, #101
COLUMBIA, MISSOURI 65202
TEL 573–875–1300
FREDDIE MALICOAT, P.E.

OFFICE OF ADMINISTRATION
DIVISION OF FACILITIES
MANAGEMENT,
DESIGN AND CONSTRUCTION

MISSOURI
STATE FAIRGROUNDS

NEW CAMPGROUND
CONSTRUCTION PLANS

MISSOURI
STATE FAIRGROUNDS
2503 W 16th STREET
SEDALIA, MO

PROJECT # F2307-01
SITE # 1501
ASSET # 3511501153

REVISION:
DATE:
REVISION:
DATE:
REVISION:
DATE:
ISSUE DATE:

CAD DWG FILE: E-PLN-10
DRAWN BY: JDB
CHECKED BY: FM
DESIGNED BY: FM

SHEET TITLE:

ELECTRIC
PANEL
SCHEDULES

SHEET NUMBER:

E10

T:\Job\24\2404\124041.dwg, 11/7/2025 12:30:05 PM, JoshB

P14A

VOLTS 120/208
PHASE 3
WIRE 4

MAIN CAPACITY 600 A MCB
BUSS MATERIAL
MOUNTING

A WATTS 96000
B WATTS 96000
C WATTS 96000

TOTAL WATTS 288000
SIMULTANEOUS LOAD WATTS 123840

ALTERNATE #2

CIRC	LOCATION / DESCRIPTION	BRKR	WATTS	ø	WATTS	BRKR	LOCATION / DESCRIPTION	CIRC
1	SITE 512,513	150-2	12000	A	12000	150-2	SITE 516,517	2
3	–	–	12000	B	12000	–	–	4
5	SITE 520,521	150-2	12000	C	12000	150-2	SITE 524,525	6
7	–	–	12000	A	12000	–	–	8
9	SITE 528,529	150-2	12000	B	12000	150-2	SITE 532,533	10
11	–	–	12000	C	12000	–	–	12
13	SITE 536,537	150-2	12000	A	12000	150-2	SITE 540,541	14
15	–	–	12000	B	12000	–	–	16
17	SITE 544,545	150-2	12000	C	12000	150-2	SITE 548,549	18
19	–	–	12000	A	12000	–	–	20
21	SITE 552,553	150-2	12000	B	12000	150-2	SITE 556,557	22
23	–	–	12000	C	12000	–	–	24
25	SPARE	20-2	0	A	0	20-2	SPARE	26
27	–	–	0	B	0	–	–	28
29	SPARE	20-2	0	C	0	20-2	SPARE	30
31	–	–	0	A	0	–	–	32
33	SPARE	20-2	0	B	0	20-2	SPARE	34
35	–	–	0	C	0	–	–	36
37	SPARE	20-2	0	A	0	20-2	SPARE	38
39	–	–	0	B	0	–	–	40
41	SPARE	20-1	0	C	0	20-1	SPARE	42

P14B

VOLTS 120/208
PHASE 3
WIRE 4

MAIN CAPACITY 600 A MCB
BUSS MATERIAL
MOUNTING

A WATTS 96000
B WATTS 84000
C WATTS 84000

TOTAL WATTS 264000
SIMULTANEOUS LOAD WATTS 123840

ALTERNATE #2

CIRC	LOCATION / DESCRIPTION	BRKR	WATTS	ø	WATTS	BRKR	LOCATION / DESCRIPTION	CIRC
1	SITE 514,515	150-2	12000	A	12000	150-2	SITE 518,519	2
3	–	–	12000	B	12000	–	–	4
5	SITE 522,523	150-2	12000	C	12000	150-2	SITE 526,527	6
7	–	–	12000	A	12000	–	–	8
9	SITE 530,531	150-2	12000	B	12000	150-2	SITE 534,535	10
11	–	–	12000	C	12000	–	–	12
13	SITE 538,539	150-2	12000	A	12000	150-2	SITE 542,543	14
15	–	–	12000	B	12000	–	–	16
17	SITE 546,547	150-2	12000	C	12000	150-2	SITE 550,551	18
19	–	–	12000	A	12000	–	–	20
21	SITE 554,555	150-2	12000	B	0	20-2	SPARE	22
23	–	–	12000	C	0	–	–	24
25	SPARE	20-2	0	A	0	20-2	SPARE	26
27	–	–	0	B	0	–	–	28
29	SPARE	20-2	0	C	0	20-2	SPARE	30
31	–	–	0	A	0	–	–	32
33	SPARE	20-2	0	B	0	20-2	SPARE	34
35	–	–	0	C	0	–	–	36
37	SPARE	20-2	0	A	0	20-2	SPARE	38
39	–	–	0	B	0	–	–	40
41	SPARE	20-1	0	C	0	20-1	SPARE	42

P15

VOLTS 120/208
PHASE 3
WIRE 4

MAIN CAPACITY 800 A MCB
BUSS MATERIAL
MOUNTING

A WATTS 186000
B WATTS 168000
C WATTS 174000

TOTAL WATTS 528000
SIMULTANEOUS LOAD WATTS 216480

ALTERNATE #3

CIRC	LOCATION / DESCRIPTION	BRKR	WATTS	ø	WATTS	BRKR	LOCATION / DESCRIPTION	CIRC
1	SITE 558	80-2	6000	A	12000	150-2	SITE 559,560	2
3	–	–	6000	B	12000	–	–	4
5	SITE 561,562	150-2	12000	C	12000	150-2	SITE 563,564	6
7	–	–	12000	A	12000	–	–	8
9	SITE 565,566	150-2	12000	B	12000	150-2	SITE 567,568	10
11	–	–	12000	C	12000	–	–	12
13	SITE 569,570	150-2	12000	A	12000	150-2	SITE 571,572	14
15	–	–	12000	B	12000	–	–	16
17	SITE 573,574	150-2	12000	C	12000	150-2	SITE 575,576	18
19	–	–	12000	A	12000	–	–	20
21	SITE 577,578	150-2	12000	B	12000	150-2	SITE 579,580	22
23	–	–	12000	C	12000	–	–	24
25	SITE 581,582	150-2	12000	A	12000	150-2	SITE 583,584	26
27	–	–	12000	B	12000	–	–	28
29	SITE 585,586	150-2	12000	C	12000	150-2	SITE 587,588	30
31	–	–	12000	A	12000	–	–	32
33	SITE 589,590	150-2	12000	B	12000	150-2	SITE 591,592	34
35	–	–	12000	C	12000	–	–	36
37	SITE 593,594	150-2	12000	A	12000	150-2	SITE 595,596	38
39	–	–	12000	B	12000	–	–	40
41	SITE 597,598	150-2	12000	C	12000	150-2	SITE 599,600	42
43	–	–	12000	A	12000	–	–	44
45	SITE 601	80-2	6000	B	0	20-2	SPARE	46
47	–	–	6000	C	0	–	–	48
49	SPARE	20-2	0	A	0	20-2	SPARE	50
51	–	–	0	B	0	–	–	52
53	SPARE	20-1	0	C	0	20-1	SPARE	54

P16

VOLTS 120/208
PHASE 3
WIRE 4

MAIN CAPACITY 800 A MCB
BUSS MATERIAL
MOUNTING

A WATTS 186000
B WATTS 168000
C WATTS 174000

TOTAL WATTS 528000
SIMULTANEOUS LOAD WATTS 216480

ALTERNATE #3

CIRC	LOCATION / DESCRIPTION	BRKR	WATTS	ø	WATTS	BRKR	LOCATION / DESCRIPTION	CIRC
1	SITE 621,622	150-2	12000	A	12000	150-2	SITE 623,624	2
3	–	–	12000	B	12000	–	–	4
5	SITE 625,626	150-2	12000	C	12000	150-2	SITE 627,628	6
7	–	–	12000	A	12000	–	–	8
9	SITE 629,630	150-2	12000	B	12000	150-2	SITE 631,632	10
11	–	–	12000	C	12000	–	–	12
13	SITE 633	80-2	6000	A	12000	150-2	SITE 634,635	14
15	–	–	6000	B	12000	–	–	16
17	SITE 636,637	150-2	12000	C	12000	150-2	SITE 638,639	18
19	–	–	12000	A	12000	–	–	20
21	SITE 640,641	150-2	12000	B	12000	150-2	SITE 646,647	22
23	–	–	12000	C	12000	–	–	24
25	SITE 648,649	150-2	12000	A	12000	150-2	SITE 650,651	26
27	–	–	12000	B	12000	–	–	28
29	SITE 652,653	150-2	12000	C	12000	150-2	SITE 654,655	30
31	–	–	12000	A	12000	–	–	32
33	SITE 656,657	150-2	12000	B	6000	80-2	SITE 658	34
35	–	–	12000	C	6000	–	–	36
37	SITE 659,660	150-2	12000	A	12000	150-2	SITE 661,662	38
39	–	–	12000	B	12000	–	–	40
41	SITE 663,664	150-2	12000	C	12000	150-2	SITE 665,666	42
43	–	–	12000	A	12000	–	–	44
45	SITE 667,668	150-2	12000	B	0	20-2	SPARE	46
47	–	–	12000	C	0	–	–	48
49	SPARE	20-2	0	A	0	20-2	SPARE	50
51	–	–	0	B	0	–	–	52
53	SPARE	20-1	0	C	0	20-1	SPARE	54

P17

VOLTS 120/208
PHASE 3
WIRE 4

MAIN CAPACITY 800 A MCB
BUSS MATERIAL
MOUNTING

A WATTS 162000
B WATTS 162000
C WATTS 144000

TOTAL WATTS 468000
SIMULTANEOUS LOAD WATTS 191880

ALTERNATE #4

CIRC	LOCATION / DESCRIPTION	BRKR	WATTS	ø	WATTS	BRKR	LOCATION / DESCRIPTION	CIRC
1	SITE 669,670	150-2	12000	A	12000	150-2	SITE 671,672	2
3	–	–	12000	B	12000	–	–	4
5	SITE 673,674	150-2	12000	C	12000	150-2	SITE 675,676	6
7	–	–	12000	A	12000	–	–	8
9	SITE 677,678	150-2	12000	B	12000	150-2	SITE 679,680	10
11	–	–	12000	C	12000	–	–	12
13	SITE 725	80-2	6000	A	12000	150-2	SITE 726,727	14
15	–	–	6000	B	12000	–	–	16
17	SITE 728,729	150-2	12000	C	12000	150-2	SITE 730,731	18
19	–	–	12000	A	12000	–	–	20
21	SITE 732,733	150-2	12000	B	12000	150-2	SITE 734,735	22
23	–	–	12000	C	12000	–	–	24
25	SITE 736,737	150-2	12000	A	12000	150-2	SITE 738,739	26
27	–	–	12000	B	12000	–	–	28
29	SITE 740,741	150-2	12000	C	12000	150-2	SITE 742,743	30
31	–	–	12000	A	12000	–	–	32
33	SITE 744,745	150-2	12000	B	12000	150-2	SITE 746,747	34
35	–	–	12000	C	12000	–	–	36
37	SITE 748,749	150-2	12000	A	12000	150-2	SITE 750,751	38
39	–	–	12000	B	12000	–	–	40
41	SPARE	20-2	0	C	0	20-2	SPARE	42
43	–	–	0	A	0	–	–	44
45	SPARE	20-2	0	B	0	20-2	SPARE	46
47	–	–	0	C	0	–	–	48
49	SPARE	20-2	0	A	0	20-2	SPARE	50
51	–	–	0	B	0	–	–	52
53	SPARE	20-1	0	C	0	20-1	SPARE	54

P18

VOLTS 120/208
PHASE 3
WIRE 4

MAIN CAPACITY 800 A MCB
BUSS MATERIAL
MOUNTING

A WATTS 186000
B WATTS 168000
C WATTS 174000

TOTAL WATTS 528000
SIMULTANEOUS LOAD WATTS 216480

ALTERNATE #4

CIRC	LOCATION / DESCRIPTION	BRKR	WATTS	ø	WATTS	BRKR	LOCATION / DESCRIPTION	CIRC
1	SITE 681,682	150-2	12000	A	12000	150-2	SITE 683,684	2
3	–	–	12000	B	12000	–	–	4
5	SITE 685,686	150-2	12000	C	12000	150-2	SITE 687,688	6
7	–	–	12000	A	12000	–	–	8
9	SITE 689,690	150-2	12000	B	12000	150-2	SITE 691,692	10
11	–	–	12000	C	12000	–	–	12
13	SITE 693,694	150-2	12000	A	12000	150-2	SITE 695,696	14
15	–	–	12000	B	12000	–	–	16
17	SITE 697,698	150-2	12000	C	12000	150-2	SITE 699,700	18
19	–	–	12000	A	12000	–	–	20
21	SITE 701,702	150-2	12000	B	12000	150-2	SITE 703,704	22
23	–	–	12000	C	12000	–	–	24
25	SITE 705	80-2	6000	A	12000	150-2	SITE 706,707	26
27	–	–	6000	B	12000	–	–	28
29	SITE 708,709	150-2	12000	C	12000	150-2	SITE 710,711	30
31	–	–	12000	A	12000	–	–	32
33	SITE 712,713	150-2	12000	B	12000	150-2	SITE 714,715	34
35	–	–	12000	C	12000	–	–	36
37	SITE 716,717	150-2	12000	A	12000	150-2	SITE 718,719	38
39	–	–	12000	B	12000	–	–	40
41	SITE 720,721	150-2	12000	C	12000	150-2	SITE 722,723	42
43	–	–	12000	A	12000	–	–	44
45	SITE 724	80-2	6000	B	0	20-2	SPARE	46
47	–	–	6000	C	0	–	–	48
49	SPARE	20-2	0	A	0	20-2	SPARE	50
51	–	–	0	B	0	–	–	52
53	SPARE	20-1	0	C	0	20-1	SPARE	54

STATE OF MISSOURI
MIKE KEHOE,
GOVERNOR

FREDDIE L. MALICOAT - ENGINEER
MO# E-16897

MALICOAT - WINSLOW
ENGINEERS, INC.
MISSOURI STATE CERTIFICATE OF AUTHORITY #000421
4840 RANGELINE STREET, #101
COLUMBIA, MISSOURI 65202
TEL 573-875-1300
FREDDIE MALICOAT, P.E.

OFFICE OF ADMINISTRATION
DIVISION OF FACILITIES
MANAGEMENT,
DESIGN AND CONSTRUCTION

MISSOURI
STATE FAIRGROUNDS

NEW CAMPGROUND
CONSTRUCTION PLANS

MISSOURI
STATE FAIRGROUNDS
2503 W 16th STREET
SEDALIA, MO

PROJECT # F2307-01
SITE # 1501
ASSET # 3511501153

REVISION:
DATE:
REVISION:
DATE:
REVISION:
DATE:
ISSUE DATE:

CAD DWG FILE: E-PLN-11
DRAWN BY: JDB
CHECKED BY: FM
DESIGNED BY: FM

SHEET TITLE:
ELECTRIC
PANEL
SCHEDULES

SHEET NUMBER:
E11

T:\Job\24\24041\24041.dwg, 11/7/2025 12:30:03 PM, JoshB