

## ADDENDUM NO. 1

**TO: PLANS AND SPECIFICATIONS FOR STATE OF MISSOURI**

***St. Louis Forensic Center South***  
**5300 Arsenal, St. Louis, MO 63139**  
**PROJECT NO. M230103**

**Bid Opening Date:** 1:30 PM, November 7, 2024 (*Not Changed*)

**Bidders are hereby informed of the following:**

**SPECIFICATION CHANGES:**

Section 00110 – Table of Contents

Section 004322 – Unit Price Form

Section 012200-Unit Price

**DRAWING CHANGES:**

A112 – Omit equipment schedule. New/reused kitchen/laundry equipment identified in keyed notes. All new equipment to be contractor supplied, contractor installed.

A601 – Existing door heights are 6'-8". All new door slabs/frames to be 6'-8" high.

A601 – P1: Changed paint type to ProMar 200 Low VOC

**BIDDER QUESTIONS AND RESPONSES:**

1. Please provide bid form spec section 004113.

Response: Bid form 004113 is in the MissouriBUYS forms at: <https://missouribuys.mo.gov>

2. Project duration is called out as 120 days with liquidated damages, will we be given all five building to work on at one time or will this be phased?

Response: This project will be phased and buildings will be available (1) one at a time. Clients will move into completed units before the next unit will be available for construction. Provide 48 hours notice before unit completion to schedule a move and allow 2 days for the move to occur before a new unit will be available.

3. What are the shower floors made of? Prefab fiberglass?, solid surface? or new concrete and sloped resinous?

Response: Shower floors are sloped resinous extending from the main room.

4. Are we painting existing walls in rooms we are not working in?

Response: No

5. Are we painting existing doors and frames in rooms we are not working in?

Response: No, only those indicated in the door schedule.

6. Is there a bid bond required?

Response: Yes

### **GENERAL:**

1. Please contact Paul Girouard, Contract Specialist, at 573-751-4797 or Paul.Girouard@oa.mo.gov for questions about bidding procedures, MBE\WBE\SDVE Goals, and other submittal requirements.
2. The deadline for technical questions is October 30, 2024, at Noon.
3. Changes to, or clarification of, the bid documents are only made as issued in the addenda.
4. All correspondence with respect to this project must include the State of Missouri project number as indicated above.
5. Current Plan Holders list available online at: [Bid Listing/ Electronic Plans \(Projects Currently Bidding\) | Office of Administration \(mo.gov\)](#) M2301-03-ADA Upgrades, Multiple Cottages-St. Louis Forensic Center South.
6. Prospective Bidders contact American Document Solutions, 1400 Forum Blvd Suite 7A, Columbia MO 65203, 573-446-7768 to order official plans and specifications.
7. All bids shall be submitted on the bid form without additional terms and conditions, modifications, or stipulations. Each space on the bid form shall be properly filled including a bid amount for the alternates. Failure to do so will result in rejection of the bid.
8. MBE/WBE/SDVE participation requirements can be found in DIVISION 00. The MBE/WBE/SDVE participation goals are 10%/10%/3%, respectively. Only certified firms as of the bid opening date can be used to satisfy the MBE/WBE/SDVE participation goals for this project. If a bidder is unable to meet a participation goal, a Good Faith Effort Determination Form must be completed. Failure to complete this process will result in rejection of the bid.

### **ATTACHMENTS:**

1. Table of Contents
2. 004322 – Unit Price Form
3. 012200 Unit Prices
4. A-112\_ADD 1.pdf
5. A-601\_ADD 1.pdf
6. A-701\_ADD 1.pdf
7. Pre-Bid Sign-In sheet 10-22-24.pdf

By the Order of:

Fred L. Decker Jr., Project Manager  
Division of Facilities Management,  
Design and Construction  
October 29, 2024

**END ADDENDUM NO. 1**

**TABLE OF CONTENTS**

<b>SECTION</b>	<b>TITLE</b>	<b>NUMBER OF PAGES</b>
----------------	--------------	------------------------

**DIVISION 00 – PROCUREMENT AND CONTRACTING INFORMATION**

**000000 INTRODUCTORY INFORMATION**

000101	Project Manual Cover	1
000107	Professional Seals and Certifications	6
000110	Table of Contents	3
000115	List of Drawings	3

<b>001116</b>	<b>INVITATION FOR BID (IFB) plus Missouri Buys instructions and special notice</b>	<b>2</b>
---------------	--	----------

<b>002113</b>	<b>INSTRUCTIONS TO BIDDERS (Includes MBE/WBE/SDVE Information)</b>	<b>8</b>
---------------	--	----------

003144	MBE/WBE/SDVE Directory	1
--------	------------------------	---

**\*\*The following documents may be found on MissouriBUYS at <https://missouribuys.mo.gov/>\*\***

**004000 PROCUREMENT FORMS & SUPPLEMENTS**

004113	Bid Form	*
004322	Unit Price	*
004336	Proposed Subcontractors Form	*
004337	MBE/WBE/SDVE Compliance Evaluation Form	*
004338	MBE/WBE/SDVE Eligibility Determination Form for Joint Ventures	*
004339	MBE/WBE/SDVE Good Faith Effort (GFE) Determination Form	*
004340	SDVE Business Form	*
004541	Affidavit of Work Authorization	*
004545	Anti-Discrimination Against Israel Act Certification form	*

**005000 CONTRACTING FORMS AND SUPPLEMENTS**

005213	Construction Contract	3
005414	Affidavit for Affirmative Action	1

**006000 PROJECT FORMS**

006113	Performance and Payment Bond	2
006325	Product Substitution Request	2
006519.16	Final Receipt of Payment and Release Form	1
006519.18	MBE/WBE/SDVE Progress Report	1
006519.21	Affidavit of Compliance with Prevailing Wage Law	1

**007000 CONDITIONS OF THE CONTRACT**

007213	General Conditions	20
007300	Supplementary Conditions	1
007333	Supplementary General Conditions for Federally Funded Assisted Construction Projects	22
007334	Terms and Conditions for Contractor Receipt of Federal ARPA SFRF Funds	9
007346	Wage Rate	4

**DIVISION 1 - GENERAL REQUIREMENTS**

011000	Summary of Work	2
012100	Allowances	2
012200	Unit Prices	1
012300	Alternates	1
012600	Contract Modification Procedures	2
013100	Coordination	3
013115	Project Management Communications	3
013200	Schedules – Bar Chart	2
013300	Submittals	4
013513.19	Site Security and Health Requirements (DMH)	6
015000	Construction Facilities and Temporary Controls	7
015713	Temporary Erosion and Sediment Control	7
016000	Product Requirements	3
017400	Cleaning	3
017800	Closeout Submittals	3
017900	Demonstration and Training	3

**TECHNICAL SPECIFICATIONS INDEX:**

**DIVISION 2 – EXISTING CONDITIONS**

024100	Demolition	3
--------	------------	---

**DIVISION 6 – WOOD, PLASTICS AND COMPOSITES**

061000	Rough Carpentry	1
064100	Architectural Wood Casework	3
066400	Plastic Paneling	3
066410	Solid Surface Wall Panels	3

**DIVISION 8 – OPENINGS**

081416	Flush Wood Doors	3
087113	Automatic Door Operators	7

**DIVISION 9 – FINISHES**

090564	Common Work Results for Flooring Preparation	4
092116	Gypsum Board Assemblies	4
096500	Resilient Flooring	3
099113	Exterior Painting	3
099123	Interior Painting	4

**DIVISION 10 – SPECIALTIES**

102800	Toilet, Bath and Laundry Accessories	2
--------	--------------------------------------	---

**DIVISION 12 – FURNISHINGS**

123600	Countertops	4
--------	-------------	---

**DIVISION 22 – PLUMBING**

220500	Common Work Results for Plumbing	9
220523	General-Duty Valves for Plumbing Piping	4
220529	Hangers and Supports for Plumbing Piping and Equipment	8
220553	Identification for Plumbing Piping and Equipment	4
220700	Plumbing Insulation	13
221116	Domestic Water Piping	7
221119	Domestic Water Piping Specialties	5
221316	Sanitary Waste and Vent Piping	9
221319	Sanitary Waste Piping Specialties	6
224000	Plumbing Fixtures	8

**DIVISION 23 - HEATING, VENTILATING, AND AIR CONDITIONING**

233713	Diffusers, Registers, and Grilles	2
238313	Kitchen Hoods	3

**DIVISION 26 – ELECTRICAL**

260000	General Electrical Requirements	8
260519	Low-Voltage Electrical Power Conductors and Cables	3
260526	Grounding and Bonding for Electrical Systems	3
260529	Hangers and Supports for Electrical Systems	4
260533	Raceways and Boxes for Electrical Systems	5
260544	Sleeves and Sleeve Seals for Electrical Raceways and Cabling	3
260553	Identification for Electrical Systems	5
262726	Wiring Devices	6
265100	Interior Lighting	3

**DIVISION 31 – EARTH MOVING**

311000	Site Clearing	5
312000	Earthwork	5
312316	Excavation	3
312323	Fill	8

**DIVISION 32 – EXTERIOR IMPROVEMENTS**

321123	Aggregate Base Courses	5
321216	Asphalt Paving	9
321313	Concrete Paving	9

**SECTION 000110 – TABLE OF CONTENTS**

9/9/20



**1.0 Description**

- A. For changing specified quantities of work from those indicated by the contract drawings and specifications, upon written instructions of Owner, the following unit prices shall prevail. The unit prices include all labor, overhead and profit, materials, equipment, appliances, bailing, shoring, shoring removal, etc., to cover the finished work of the several kinds of work called for. Only a single unit price shall be given and it shall apply for either MORE or LESS work than that shown on the drawings and called for in the specifications or included in the Base Bid. In the event of more or less units than so indicated or included during construction the total contract price shall be decreased as appropriate or increased by contract change in accordance with General Conditions Article 4.1.

**2.0 Unit Prices**

A. Unit Price No. 1 – Name:

- 1. Description: The base bid design intention is to install new rubber sheet flooring in all areas indicated on the drawings. This unit price is to provide a TBD deduct for using the Owner’s existing stock based on total square footage utilized. The existing material is rubber sheet roll goods.
- 2. Unit of Measurement: a. Unit of Measurement: Each 5ft length of 48-inch by 20-foot roll, including associated seaming material and accessories for horizontal floor install. Pre-coved base cove excluded.
- 3. Base Bid Quantity: 568 sf new material excluding waste, plus ~140sf for building D

\$ \_\_\_\_\_ per cubic foot

**SECTION 012200  
UNIT PRICES**

**PART 1 GENERAL**

**1.01 RELATED DOCUMENTS**

- A. Drawings and general provisions of the Contract including General and Supplementary Conditions and other Division 1 Specification Sections apply to this Section.
- B. Quantities of Units to be included in the Base Bid are indicated in Section 004322 – Unit Prices.

**1.02 SUMMARY**

- A. This Section includes administrative and procedural requirements for Unit Prices.
- B. Related Sections include the following:
- C. Division 1 Section "Allowances" for procedures for using Unit Prices to adjust quantity allowances.
- D. Division 1 Section "Contract Modification Procedures" for procedures for submitting and handling Change Orders.

**1.03 DEFINITIONS**

- A. Unit Price is an amount proposed by bidders, stated on the Bid Form Attachment 004322 a price per unit of measurement for materials or services added to or deducted from the Contract Sum by appropriate modification, if estimated quantities of Work required by the Contract Documents are increased or decreased.

**1.04 PROCEDURES**

- A. Unit Prices include all necessary material plus cost for delivery, installation, insurance, applicable taxes, overhead, and profit.
- B. Measurement and Payment: Refer to individual Specification Sections for work that requires establishment of Unit Prices. Methods of measurement and payment for Unit Prices are specified in those Sections.
- C. Owner reserves the right to reject Contractor's measurement of Work in-place that involves use of established Unit Prices and to have this work measured, at Owner's expense, by an independent surveyor acceptable to Contractor.
- D. List of Unit Prices: A list of Unit Prices is included in Part 3. Specification Sections referenced in the schedule contain requirements for materials described under each Unit Price.

**PART 2 PRODUCTS (NOT USED)**


**PART 3 EXECUTION**

**3.01 LIST OF UNIT PRICES**

- A. Unit Price No. 01.
  - 1. Description: The base bid design intention is to install new rubber sheet flooring in all areas indicated on the drawings. This unit price is to provide a TBD deduct for using the Owner's existing stock based on total square footage utilized. The existing material is rubber sheet roll goods.
    - a. Unit of Measurement: Each 5ft length of 48-inch by 20-foot roll, including associated seaming material and accessories for horizontal floor install. Pre-coved base cove excluded.
    - b. Base Bid Quantity: ~568 sf new material excluding waste, plus ~140sf for building D.

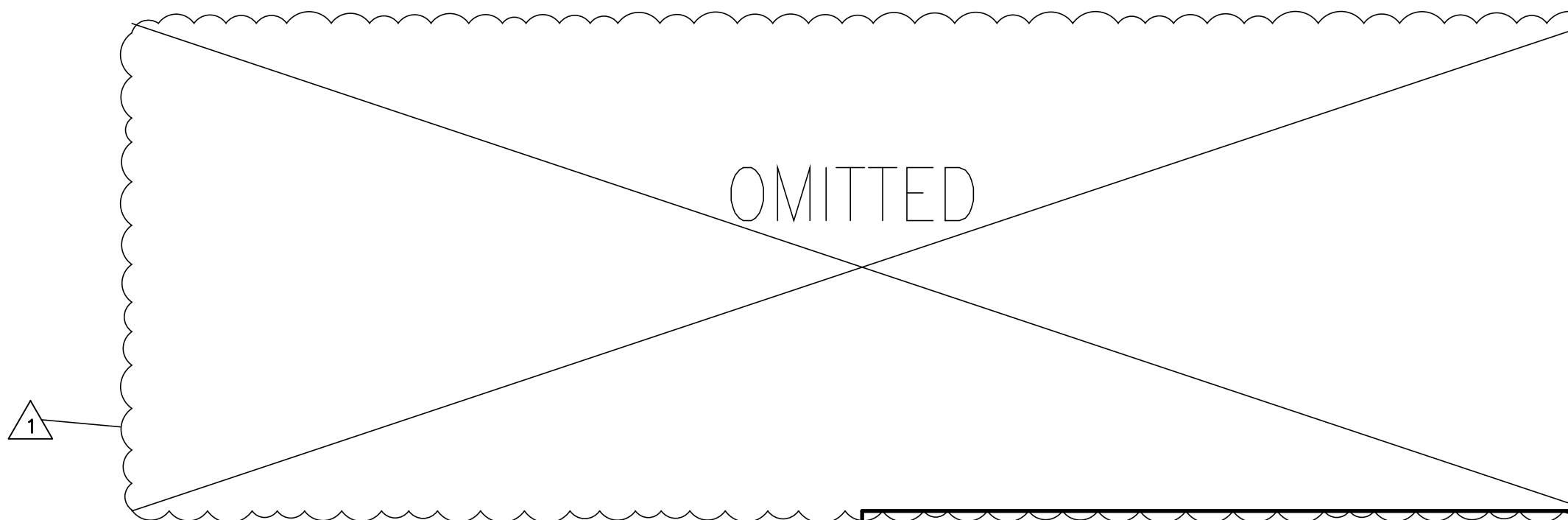
**END OF SECTION**





**FLOOR PLAN GENERAL NOTES**

1. THE GENERAL CONTRACTOR SHALL VERIFY THE EXISTING CONDITIONS AND DIMENSIONS AND SHALL NOTIFY THE ARCHITECT OF ANY DISCREPANCIES THAT MAY AFFECT THE WORK PRIOR TO COMMENCING CONSTRUCTION.
2. ALL DIMENSIONS ARE TO THE FINISH FACE OF NEW WALLS AND TO THE EXISTING FACE OF EXISTING INTERIOR AND PERIMETER WALLS TO REMAIN UNLESS NOTED OTHERWISE.
3. PATCH, LEVEL AND/OR FEATHER THE EXISTING FLOOR SUCH THAT THE NEW FLOOR IS LEVEL AND ALL TRANSITIONS ARE LEVEL AND SMOOTH.
4. INSTALL REDUCER STRIPS BETWEEN DIFFERENT FLOOR FINISH LEVELS AND FINISHES AS REQUIRED.
5. PATCH ALL WALLS AFFECTED BY THE DEMOLITION OF INTERSECTING WALLS.
6. PATCH ALL FLOORS AFFECTED BY THE DEMOLITION OF WALLS, REMOVAL OF EXISTING FINISHES, BUILT-IN EQUIPMENT OR CASEWORK, ETC.
7. THE GENERAL CONTRACTOR SHALL INSTALL REQUIRED WALL BLOCKING FOR ALL CASEWORK, SHELVING OR EQUIPMENT. SEE THE DRAWINGS FOR EXACT LOCATIONS.
8. UNLESS OTHERWISE INDICATED, ALL MATERIALS AND EQUIPMENT SHOWN ON THE DRAWINGS OTHER THAN THE EXISTING IS TO BE FURNISHED AND INSTALLED BY THE CONTRACTOR.
9. ALL ITEMS TO BE RELOCATED AND REUSED ARE TO BE STORED BY THE CONTRACTOR UNTIL REINSTALLATION. PROTECT FROM DAMAGE THROUGHOUT CONSTRUCTION.
10. PROVIDE PLASTIC DUST COVER TO PROTECT EXISTING EQUIPMENT, FILES, ETC. WHERE REQUIRED.
11. MAINTAIN ALL NECESSARY COMMUNICATIONS AND FIRE PROTECTION SYSTEMS, EXISTING REQUIRED EXITS, EXIT CORRIDORS AND ITEMS AFFECTING THE HEALTH AND SAFETY OF ALL OCCUPANTS AT ALL TIMES DURING THE CONSTRUCTION PERIOD.
12. ELECTRICAL, PLUMBING, MECHANICAL AND FIRE PROTECTION WORK TO BE DESIGN-BUILD. INTENT OF THIS WORK IS REFLECTED ON THE DRAWINGS. IF SUCH WORK IS OUTSIDE OF THE PROJECT AREA, CONTACT THE OWNER FOR RESTRICTIONS THAT MAY APPLY TO THOSE AREAS AND TO COORDINATE AND SCHEDULE ALL WORK. PROTECT ADJACENT AREAS, EQUIPMENT, ETC.
13. PATCH/INFILL ALL HOLES WITHIN EXISTING WALLS & PREPARE FOR REFINISHING.



**WALL LEGEND**

	FACE BRICK VENEER
	CONCRETE MASONRY UNITS (CMU)
	CMU W/ FURRING & GYP. BD.
	GYP. BD. & STUD PARTITION
	1 HOUR RATED PARTITION
	2 HOUR RATED PARTITION
	2 HOUR SMOKE PARTITION
	4 HOUR RATED PARTITION
	SMOKE PARTITION
	WALL OR OBJECTS TO BE DEMOLISHED
	EXISTING WALL TO REMAIN

**FLOOR PLAN KEYNOTES**

MARK NUMBER	DESCRIPTION
1	INSTALL NEW RAMP AND LANDING. MAKE FLUSH WITH LEVELS. MAX SLOPE 1:12, V.I.F.
2	INSTALL NEW PONY WALL WITH 1 1/2" EDGE SOLID SURFACE CAP. FEATHER INTO EXISTING WALLS. SEE ELEVATIONS FOR HEIGHT.
3	INSTALL NEW GYP. BD. PARTITION (5/8" GYP. BD. ON 3 5/8" MTL. STUDS AT 16" O.C.). FEATHER INTO EXISTING WALLS. NEW WALLS TO GO TO CEILING. SEE WALL SCHEDULE.
4	NOT USED.
5	INSTALL NEW WASHING MACHINE OUTLET BOX. RELOCATE PLUMBING AND ELECTRICAL AS NEEDED. SEE PLUMBING AND ELECTRICAL.
6	INSTALL NEW DOOR. SEE DOOR SCHEDULE.
7	INSTALL NEW CASEWORK AND COUNTERTOPS. SEE ELEVATIONS.
8	CONTRACTOR TO PROVIDE AND INSTALL NEW ADA MICROWAVE IN UNDERCOUNTER MICROWAVE SHELF. BASIS OF DESIGN: MODEL PES7227SLSS (GE).
9	INSTALL NEW UNDERMOUNT KITCHEN SINK. RELOCATE PLUMBING AS NEEDED. SEE PLUMBING DRAWINGS.
10	CLEAN AND RE-INSTALL SALVAGED APPLIANCES.
11	INSTALL NEW PLUMBING FIXTURES. RELOCATE PLUMBING AS NEEDED.
12	INSTALL NEW HARD SURFACE WALL FINISH.
13	PREP, PRIME AND PAINT DOOR FRAMES.
14	INSTALL NEW TOILET ACCESSORIES. SEE TOILET ACCESSORY MOUNTING HEIGHTS. DETAIL ON SHEET A-004 AND INTERIOR ELEVATIONS.
15	INSTALL NEW VANITY. SEE ELEVATIONS.
16	PROVIDE AND INSTALL NEW ADA ACCESSIBLE WASHER AND DRYER. BASIS OF DESIGN: MODELS WFW5605MC & WED5605MC (WHIRLPOOL).
17	INSTALL PUSH-PADS FOR OPERATOR 48" FROM DOOR WHERE INDICATED, U.N.O.
18	CONTRACTOR TO PROVIDE AND INSTALL NEW INDUCTION COOKTOP (BASIS OF DESIGN: MODEL GCCI3067AB [FRIGIDAIRE]) AND HOOD (BASIS OF DESIGN: MODEL RH-S10-36S [AWOCO])
19	NEW FLOOR DRAIN, SLOPE FLOOR OUTSIDE SHOWER TO DRAIN.
20	REWORK WALLS AND PROVIDE CEMENT BOARD BACKER AT REMOVED TUB LOCATIONS TO MAINTAIN MINIMUM 30" x 60" CLEARANCE (OF FINISH MATERIALS) AT ROLL-IN SHOWERS.
21	REWORK WALLS AND PROVIDE CEMENT BOARD BACKER TO MAINTAIN MINIMUM 36" x 36" CLEARANCE (OF FINISH MATERIALS) AT TRANSFER SHOWERS.
22	LINEAR DRAIN ALONG BACK WALL. SLOPE FLOOR TO DRAIN. SEE PLUMBING DRAWINGS.
23	REMOVE EXISTING RECESSED PAPER TOWEL/TRASH RECEPTACLE AND SALVAGE FOR REUSE. REINSTALL IN SAME LOCATION FLUSH WITH NEW WALL FINISHES. IF LOCATED OTHERWISE, SEE ENLARGED FLOOR PLANS.
24	TOILET MOVED TO NEW LOCATION. REMOVE ALL PLUMBING RUFF-IN.
25	CONTRACTOR TO PROVIDE AND INSTALL NEW REFRIGERATOR. BASIS OF DESIGN: MODELS FFHT1835WV (FRIGIDAIRE).
26	CONTRACTOR TO PROVIDE AND INSTALL NEW DISHWASHER. BASIS OF DESIGN: MODELS GDT630PGRBB (GE).

OFFICE OF ADMINISTRATION  
DIVISION OF FACILITIES  
MANAGEMENT,  
DESIGN AND CONSTRUCTION

DEPARTMENT OF  
MENTAL HEALTH

ADA UPGRADES  
CONTINUE TITLE  
MULTIPLE COTTAGES  
& GROUP HOMES  
ST. LOUIS FORENSIC  
TREATMENT CENTER SOUTH  
5300 ARSENAL STREET  
ST. LOUIS, MISSOURI

PROJECT # M2301-03  
SITE # 7355  
FACILITY #  
6517355014 - 6517355027

REVISION: ADD #1  
DATE: 10/24/2024  
REVISION: \_\_\_\_\_  
DATE: \_\_\_\_\_  
REVISION: \_\_\_\_\_  
DATE: \_\_\_\_\_  
ISSUE DATE: 09/05/2024

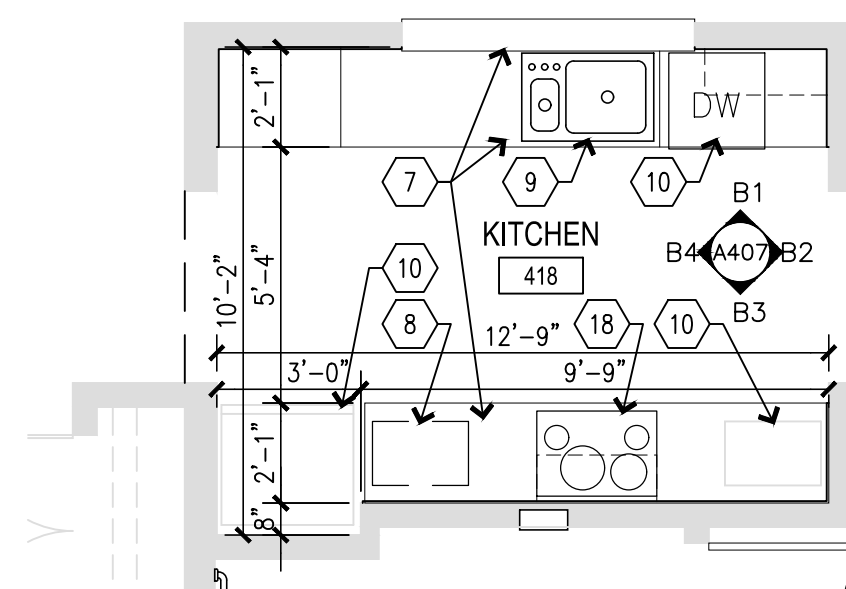
CAD DWG FILE: \_\_\_\_\_  
DRAWN BY: \_\_\_\_\_  
CHECKED BY: \_\_\_\_\_  
DESIGNED BY: \_\_\_\_\_

SHEET TITLE:  
**ENLARGED  
KITCHEN PLANS**

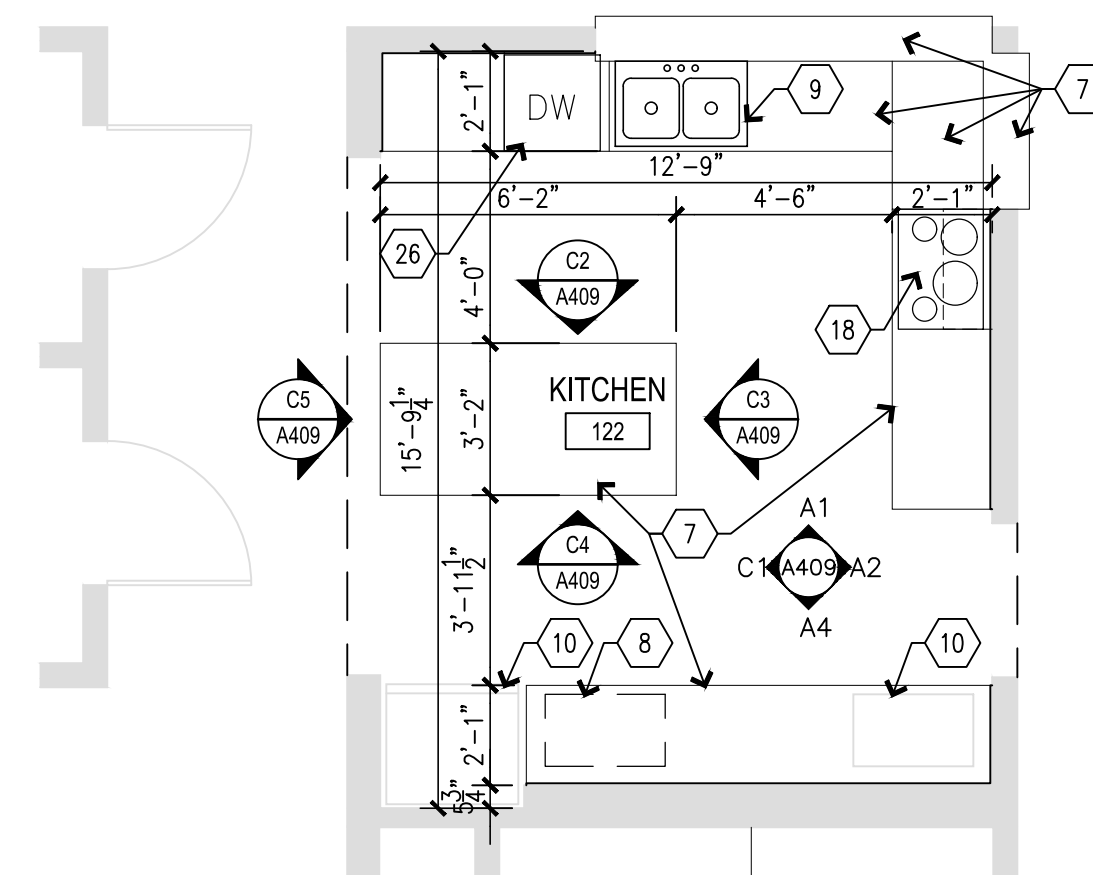
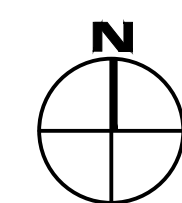
SHEET NUMBER:

**A-112**

28 OF 100 SHEETS  
09/20/2024

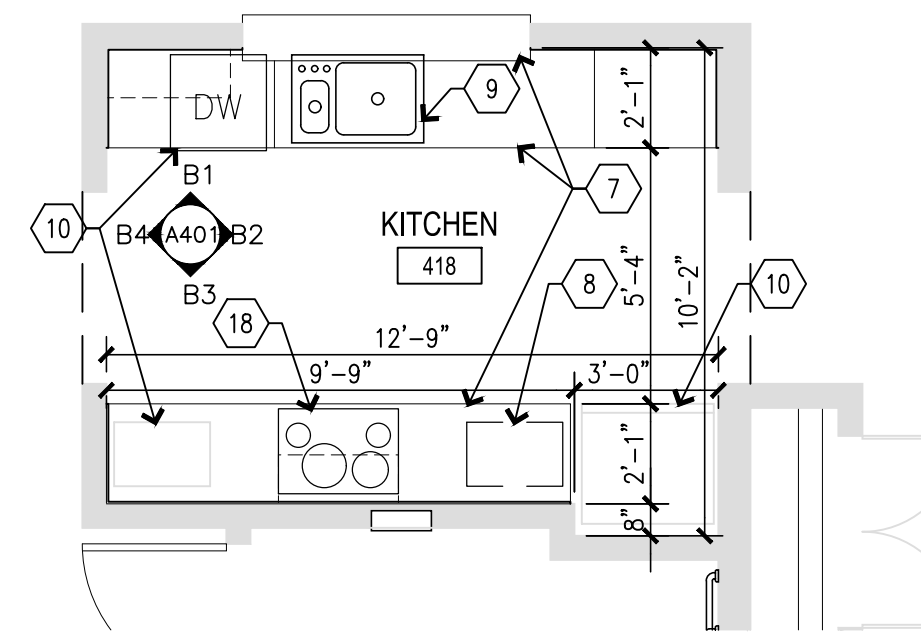
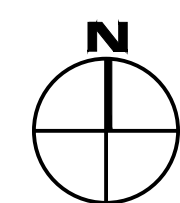


**C1 KITCHEN PLAN - BUILDING 12**  
SCALE: 1/4" = 1'-0"

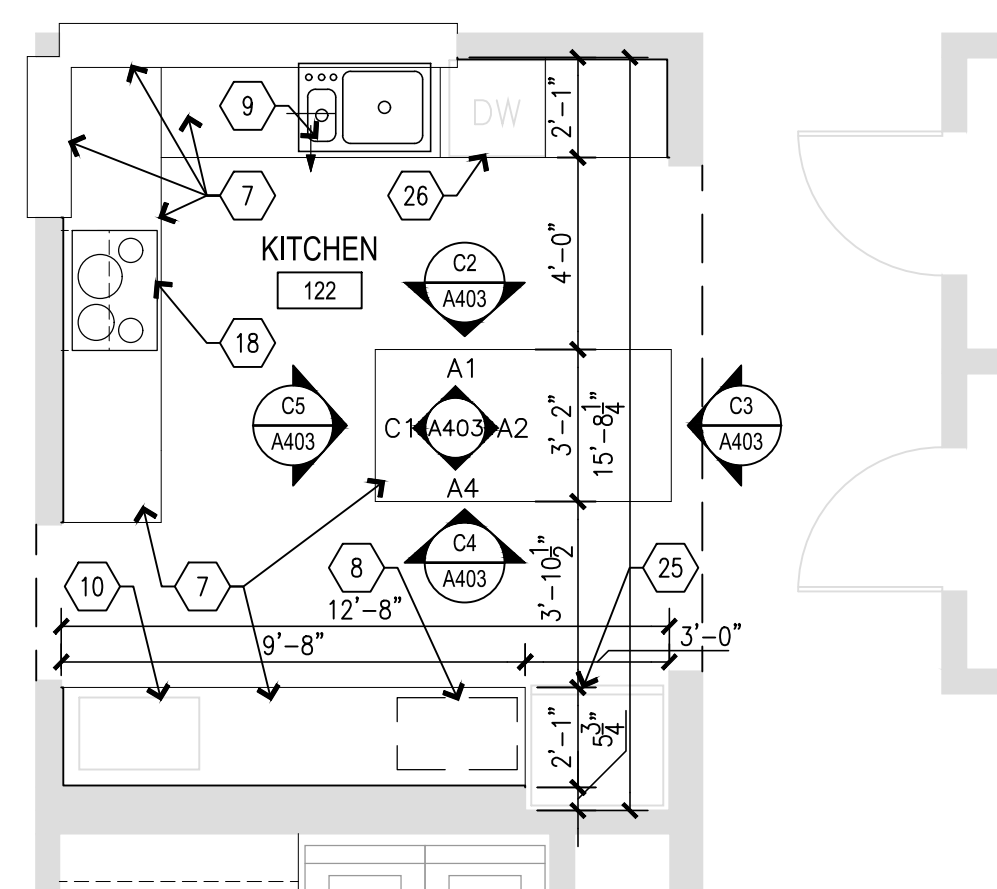
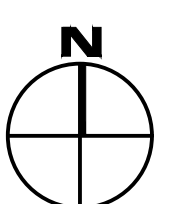


NOTE:  
ALL WORK IN BUILDING D IS  
UNDER ALTERNATE 1.

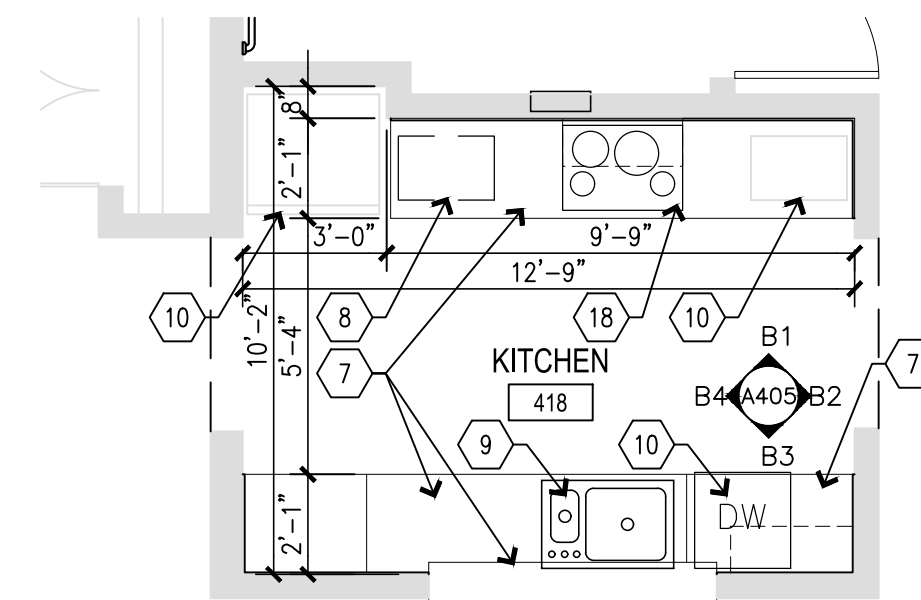
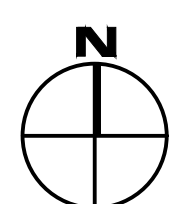
**C2 ALTERNATE 1  
KITCHEN PLAN - BUILDING D**  
SCALE: 1/4" = 1'-0"



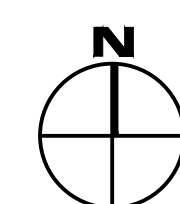
**A1 KITCHEN PLAN - BUILDING 2**  
SCALE: 1/4" = 1'-0"

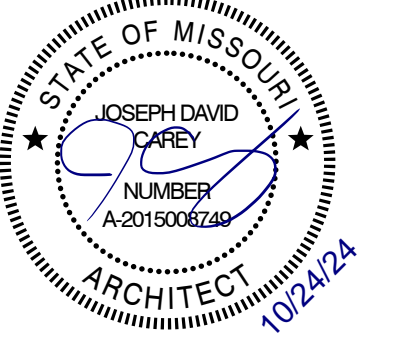


**A2 KITCHEN PLAN - BUILDING 6**  
SCALE: 1/4" = 1'-0"



**A4 KITCHEN PLAN - BUILDING 10**  
SCALE: 1/4" = 1'-0"





### DOOR SCHEDULE

DOOR NUMBER	DOOR DATA					FRAME DATA					GLASS	FIRE RATING	HDW GROUP	REMARKS
	DOOR SIZE	TYPE	MATL	FINISH	TYPE	MATL	FINISH	HEAD	JAMB					
<b>BUILDING 2</b>														
T405	3'-0" X 6'-8"	SC	WD	PL	EXIST	MTL	PAINT	----	----	N/A		2	1, 5	
T409	3'-0" X 6'-8"	SC	WD	PL	EXIST	MTL	PAINT	----	----	N/A		2	1, 5	
T425	3'-0" X 6'-8"	EXIST	MTL	PAINT	EXIST	MTL	PAINT	----	----	N/A		1	2, 3, 5	
T426	3'-0" X 6'-8"	SC	WD	PL	EXIST	MTL	PAINT	----	----	N/A		2	1, 5	
T428	3'-0" X 6'-8"	SC	WD	PL	EXIST	MTL	PAINT	----	----	N/A		2	1, 5	
<b>BUILDING 6</b>														
R405	3'-0" X 6'-8"	SC	WD	PL	EXIST	MTL	PAINT	----	----	N/A		2	1, 5	
R409	3'-0" X 6'-8"	SC	WD	PL	EXIST	MTL	PAINT	----	----	N/A		2	1, 5	
R426	3'-0" X 6'-8"	SC	WD	PL	EXIST	MTL	PAINT	----	----	N/A		2	1, 5	
R428	3'-0" X 6'-8"	SC	WD	PL	EXIST	MTL	PAINT	----	----	N/A		2	1, 5	
<b>BUILDING 10</b>														
P405	3'-0" X 6'-8"	SC	WD	PL	EXIST	MTL	PAINT	----	----	N/A		2	1, 5	
P409	3'-0" X 6'-8"	SC	WD	PL	EXIST	MTL	PAINT	----	----	N/A		2	1, 5	
P425	3'-0" X 6'-8"	EXIST	MTL	PAINT	EXIST	MTL	PAINT	----	----	N/A		1	2, 3, 5	
P426	3'-0" X 6'-8"	SC	WD	PL	EXIST	MTL	PAINT	----	----	N/A		2	1, 5	
P428	3'-0" X 6'-8"	SC	WD	PL	EXIST	MTL	PAINT	----	----	N/A		2	1, 5	
<b>BUILDING 12</b>														
N405	3'-0" X 6'-8"	SC	WD	PL	EXIST	MTL	PAINT	----	----	N/A		2	1, 5	
N409	3'-0" X 6'-8"	SC	WD	PL	EXIST	MTL	PAINT	----	----	N/A		2	1, 5	
N425	3'-0" X 6'-8"	EXIST	MTL	PAINT	EXIST	MTL	PAINT	----	----	N/A		1	2, 3, 5	
N426	3'-0" X 6'-8"	SC	WD	PL	EXIST	MTL	PAINT	----	----	N/A		2	1, 5	
N428	3'-0" X 6'-8"	SC	WD	PL	EXIST	MTL	PAINT	----	----	N/A		2	1, 5	
<b>BUILDING D</b>														
M405	3'-0" X 6'-8"	SC	WD	PL	EXIST	MTL	PAINT	----	----	N/A		3	4, 5	
M409	3'-0" X 6'-8"	SC	WD	PL	EXIST	MTL	PAINT	----	----	N/A		3	4, 5	
M426	3'-0" X 6'-8"	SC	WD	PL	EXIST	MTL	PAINT	----	----	N/A		3	4, 5	
M428	3'-0" X 6'-8"	SC	WD	PL	EXIST	MTL	PAINT	----	----	N/A		3	4, 5	

### DOOR SCHEDULE REMARKS

- INSTALL NEW DOOR W/ EXISTING HARDWARE.
- INSTALL NEW PUSH-PAD DOOR OPENER 48" FROM DOOR WHERE INDICATED, U.N.O.
- INSTALL NEW MOTORIZED DOOR OPENER.
- INSTALL NEW DOOR HARDWARE. SEE DOOR HARDWARE SCHEDULE.
- PREP AND PAINT EXISTING DOOR FRAME.

### DOOR LEGEND

AL OR ALUM	ALUMINUM	MED	MEDIUM	WD	WOOD	MTL	METAL
DR	DOOR	PNL	PANEL	HC	HOLLOW CORE	ANOD	ANODIZED
HM	HOLLOW METAL	SC	SOLID CORE	PL	PLASTIC LAMINATE	MTR	MOTOR
HDW	HARDWARE	SCHED	SCHEDULE	OH	OVERHEAD		
GL	GLASS	TEMP	TEMPERED	STL	STEEL		

### DOOR HARDWARE SCHEDULE

#### SET 1 - LAUNDRY

- |   |                          |   |     |      |
|---|--------------------------|---|-----|------|
| 1 | CONTINUOUS HINGE         | EXISTING, V.I.F.                            |     |      |
| 1 | INSTITUTIONAL LEVER LOCK | EXISTING, V.I.F.                            |     |      |
| 1 | ELECTRIC STRIKE          | 1600, FAIL SAFE                             | 630 | HES  |
| 1 | WIRING HARNESS           | QC-C1500P                                   |     | MCK  |
| 1 | AUTOMATIC OPERATOR       | NOTE: REFER TO DIV. 08, AUTOMATIC OPERATORS |     |      |
| 2 | ACTUATOR                 | 59-HSS                                      |     | SEDC |
| 1 | POWER SUPPLY             |   |     |      |
| 1 | CARD READER              | EXISTING                                    |     |      |
| 1 | DOOR POSITION SWITCH     | EXISTING                                    |     |      |

#### NOTE:

POWER TO DOOR ACTUATORS ON/OFF BY TIME SCHEDULE (DISABLE AUTO OPERATOR) AS DETERMINED BY OWNER, UNLOCKABLE BY KEY AT ALL TIMES FROM LIVING SIDE. FREE EGRESS AT ALL TIMES OUT OF LAUNDRY ROOM SIDE. ACTIVATION OF CARD READER (ALL TIMES) OR ACTUATOR (PER SCHEDULE) RELEASES THE ELECTRIC STRIKE. DOOR POSITION SWITCH WIRED TO SECURITY CONTROL PANEL IN IT ROOM.


#### SET 2 - RESTROOM

- REUSE EXISTING HARDWARE

#### SET 3 - RESTROOM

- |   |                              |            |     |     |
|---|------------------------------|------------|-----|-----|
| 1 | LIGATURE RESISTANT LEVER SET | ND50PD-SL1 | 630 | SCH |
|---|------------------------------|------------|-----|-----|

**NOTE:**  
1. SOME DOOR TYPES MAY NOT BE USED ON THIS PARTICULAR PROJECT.  
2. DOORS TO BE 1 3/4" THK. UNLESS OTHERWISE NOTED ON DOOR SCHEDULE.  
3. REFER TO DOOR SCHEDULE FOR GLASS TYPE AND THICKNESS.



D1  
FLUSH S.C. WD.  
-SEE DOOR SCHEDULE

### A3 DOOR TYPE ELEVATIONS

SCALE: 1/4"=1'-0"

OFFICE OF ADMINISTRATION  
DIVISION OF FACILITIES  
MANAGEMENT,  
DESIGN AND CONSTRUCTION

DEPARTMENT OF  
MENTAL HEALTH

ADA UPGRADES  
CONTINUE TITLE  
MULTIPLE COTTAGES  
& GROUP HOMES  
ST. LOUIS FORENSIC  
TREATMENT CENTER SOUTH  
5300 ARSENAL STREET  
ST. LOUIS, MISSOURI

PROJECT # M2301-03  
SITE # 7355  
FACILITY #  
6517355014 - 6517355027

REVISION: ADD #1  
DATE: 10/24/2024  
REVISION:  
DATE:  
REVISION:  
DATE:  
ISSUE DATE: 09/05/2024

CAD DWG FILE:  
DRAWN BY:  
CHECKED BY:  
DESIGNED BY:


SHEET TITLE:  
**DOOR SCHEDULE  
AND DETAILS**

SHEET NUMBER:

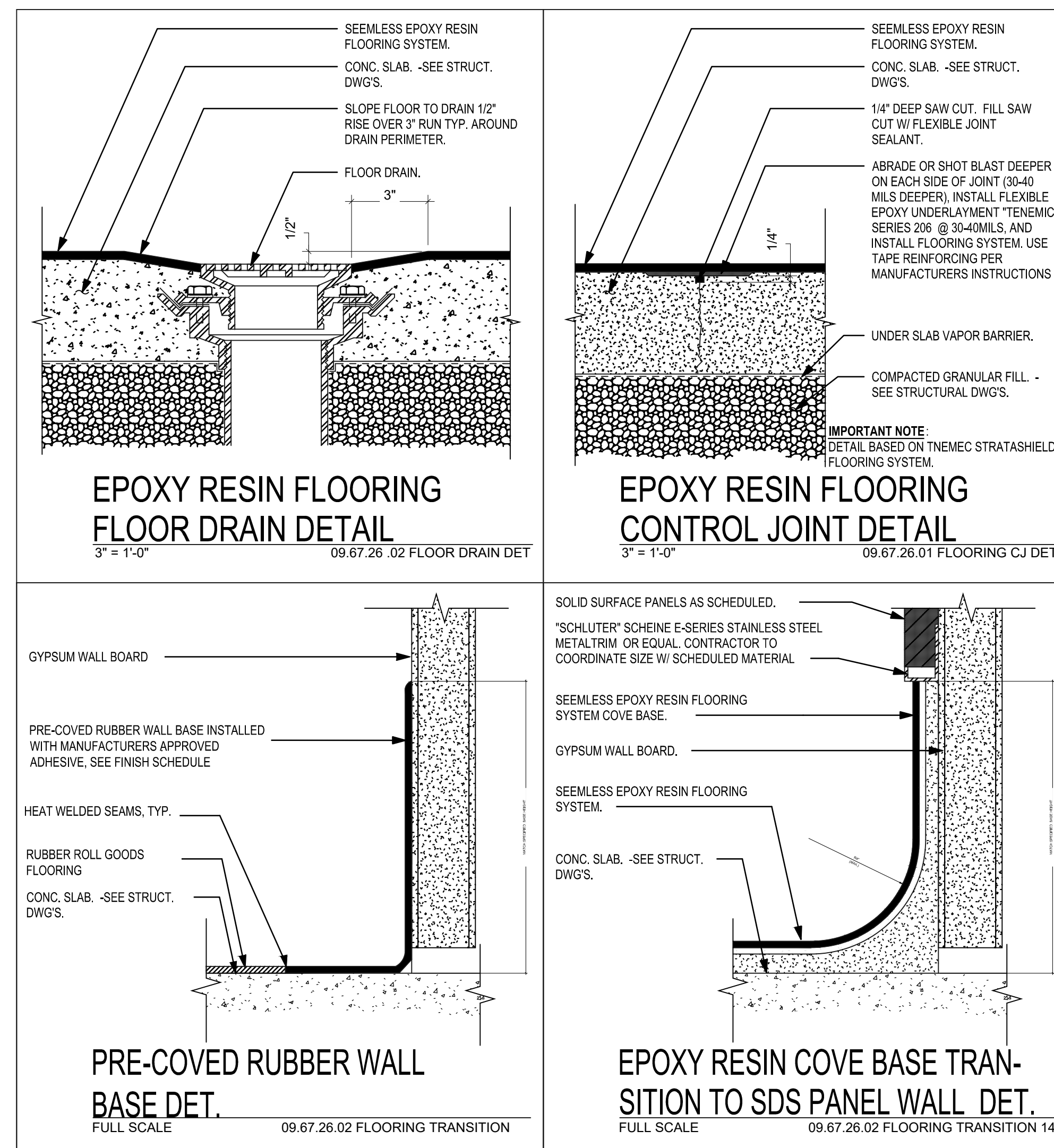
# A-601

46 OF 100 SHEETS  
09/20/2024





ROOM FINISH TAG		INTERIOR FINISH GENERAL NOTES	
WALL FINISH	→ F-X	MARK NUMBER	DESCRIPTION
FLOOR FINISH	→ F-X		
BASE FINISH	→ F-X		
EACH ROOM SHALL HAVE A ROOM FINISH TAG. SEE FLOOR FINISH PLAN. REFER TO INTERIOR FINISH GENERAL NOTES FOR CASEWORK AND CEILING FINISHES.		<ol style="list-style-type: none"> <li>INTERIOR FINISH MATERIALS SHALL COMPLY WITH THE FLAME SPREAD &amp; SMOKE DEVELOPMENT LIMITATION USED IN CHAPTER 8 OF THE I.B.C.</li> <li>ALL INTERIOR WALL COVERINGS MUST COMPLY WITH THE FOLLOWING: CLASS 1, FLAME SPREAD RATING 0-25 ASTM-E-84 PER FINISH SHEET.</li> <li>G.C. TO SUBMIT ALL FINISHES IN MATERIAL SAMPLE FORM TO DESIGNER FOR APPROVAL PRIOR TO ORDER OF MATERIALS - NO INTERNET OR COPY FORM SUBMITTALS WILL BE APPROVED.</li> <li>ADJUSTABLE SHELVING - AS NOTED ON FLOOR PLAN, TO HAVE HEAVY DUTY WHITE MELAMINE SHELVES WITH WHITE PVC EDGES, MOUNTED ON WHITE HEAVY DUTY KY STANDARDS AND BRACKETS.</li> <li>REFER TO REFLECTED CEILING PLAN FOR ACOUSTICAL CEILING TILE TYPES AND SOFFIT ACCENT COLOR LOCATIONS. ALL FACES OF SOFFIT TO BE PAINTED, INCLUDING UNDERSIDE.</li> <li>ALL WALLS TO BE PAINTED P-1 AND ALL DOORFRAMES TO BE PAINTED P-2, UNLESS OTHERWISE NOTED. REFER TO FLOOR FINISH PLAN FOR ACCENT PAINT COLOR LOCATIONS. ALL PAINTED WALLS &amp; DOOR FRAMES TO RECEIVE 2 COATS PER FINISH PAINT COLOR.</li> <li>ALL BUILT-IN CASEWORK TO BE VERIFIED AND COORDINATED WITH OWNER. G.C. TO SUBMIT SHOP DRAWINGS TO DESIGNER FOR APPROVAL PRIOR TO ORDER OF MATERIALS. ALL COUNTERTOPS TO HAVE 4" HIGH BACK SPLASH UNLESS NOTED OTHERWISE. ALL OUTSIDE CORNERS OF COUNTERTOP TO BE RADIUS. ALL PLASTIC LAMINATE DOOR AND DRAWERS TO RECEIVE 1MM PVC EDGE BAND.</li> <li>FLOORING SUB CONTRACTOR TO SUPPLY SEAMING DIAGRAM FOR ALL SHEET VINYL SEAMS FOR APPROVAL.</li> </ol>	



FINISH SCHEDULE		FINISH SCHEDULE	
<b>BASE</b>		<b>RUBBER FLOORING</b>	
<b>B1</b>	BASE AT CABINERY TOEKICK MFR: TARKETT PRODUCT: RUBBER BASE, COVE TOE PROFILE COLOR: MATCH BUILDING STANDARD TBD GAUGE: 3/8", 4" HEIGHT, ON ROLL	<b>RF1</b>	RUBBER FLOORING - MATCH EXISTING MFR: FLEXCO EVOLVING STYLES CREATIVE ELEMENTS STYLE: RUBBER SHEET GOODS PATTERN: GRAIN DIRECTION MATCH EXISTING, HEAT WELD SEAMS WITH MATCHING WELD ROD, INCLUDE HEAT WELD SEAMS TO THE FLASH COVE BASE PIECES COLOR: TBD, SIZE: 48"W X 25' ROLL GOODS CONTRACTOR TO CONFIRM ALL AVAILABLE FLOORING MATERIALS, CONFIRM & PROVIDE ANY NECESSARY SUNDRIES/ACCESSORIES, CONFIRM QUANTITIES NEEDED, AND FOLLOW ALL MANUFACTURER'S INSTALL GUIDELINES INCLUDING APPROVED ADHESIVES. PROVIDE UNIT COST SAVINGS IF OWNER'S EXISTING ATTIC STOCK MATERIAL IS USED.
<b>ERF1</b>	EPOXY RESIN FLOORING & 4"H INTEGRAL COVE BASE MFR: TNEC OR APPROVED EQUAL STYLE: STRATASHIELD DECOFLECK W/EXTRA COAT SEALER, PRIMER/BROADCAST 237 POWER TREAD, INTERMEDIATE 224 DECOFLECK, GROUT COAT 224 DECOFLECK, FINISH COAT: 248 EVERTHANE, CUSTOM 4-COLOR BLEND, 1" FLAKE SIZE NOTE: PRODUCT MUST BE INSTALLED BY CERTIFIED FLOORING CONTRACTOR. PROVIDE MOCKUP PANELS FOR COLOR & TEXTURE. CONTRACTOR TO ASSURE FLOOR SLOPES TO DRAIN.	<b>RF2</b>	RUBBER PRE-COVED BASE MFR: FLEXCO HEALTH DESIGN, ORDER PREFIX #HDB PRODUCT: RUBBER FLASH COVE COLOR: MATCH BUILDING STANDARD, TBD. V.I.F. GAUGE: 3/8" TAPERS TO .080", 6" HT, 72" LENGTHS NOTE: INCLUDE INSIDE & OUTSIDE CORNERS AS REQUIRED, HEAT WELD WITH MATCHING WELD ROD COLOR, MATCH BUILDING STANDARD V.I.F. FOLLOW ALL MANUFACTURER INSTALL GUIDELINES.
<b>PAINT</b>		<b>SOLID SURFACE</b>	
<b>P1</b>	PAINT - WALL FIELD COLOR MFR: SHERWIN WILLIAMS PRODUCT: PROMAR 200 ZERO VOC COLOR: MATCH BUILDING STANDARD TBD FINISH: EGGSHELL MPI G3	<b>SDS1</b>	SOLID SURFACE KITCHEN COUNTERTOP & BACKSPASHES, VANITY TOPS, LAUNDRY LEDGE MFR: WILSONART STYLE: WHITE STONE #920BCS, MATTE FINISH GAUGE: 3/8" EASED EDGES
<b>P2</b>	PAINT - HM DOORS & TRIM COLOR MFR: SHERWIN WILLIAMS PRODUCT: K462151 PRE-CAT WATERBASED EPOXY SINGLE COMPONENT COLOR: MATCH BUILDING STANDARD TBD FINISH: SEMI-GLOSS MPI G5	<b>SDS2</b>	SOLID SURFACE TOILET/SHOWER ROOM WALLS MFR: WILSONART STYLE: MILK GLASS SPECTRA #9077ST, MATTE FINISH GAUGE: 3/8", SHEET SIZE 30"x120" INSTALL PER MANUFACTURER'S GUIDELINES. USE ELASTOMERIC SEALANT IN TOILET/SHOWER ROOMS. CHEMICALLY WELD SEAMS.
<b>P3</b>	PAINT - GYP.BOARD CEILINGS TOILET ROOMS, KITCHENS & LAUNDRY MFR: SHERWIN WILLIAMS PRODUCT: WATERBASED PRE-CAT EPOXY COLOR: MATCH BUILDING STANDARD TBD FINISH: EGGSHELL MPI G3	<b>TRANSITIONS</b>	
<b>PLASTIC LAMINATE</b>		<b>TR1</b>	SOLID SURFACE WALL PANELS-TO-ERF BASE TRANSITION MFR: SCHLUTER STYLE: SCHIENE FINISH: STAINLESS
<b>PL1</b>	PLASTIC LAMINATE WALL & BASE CABINETS, ACCESS PANELS MFR: FORMICA HPL STYLE: #459-58 BRITE WHITE, MATTE FINISH. ALL DOOR & DRAWERS TO RECEIVE 1MM PVC EDGE BANDING TO MATCH LAMINATE	<b>TR2</b>	RUBBER FLOORING-TO-ERF FLOOR TRANSITION MFR: DAL TILE ADA COMPLIANT MARBLE THRESHOLD 3/8" H X 2"W X 36"L DOUBLE BEVEL EDGES, COLOR: CARRARA WHITE MARBLE M701. SEAL ALL THRESHOLDS PER MANUFAC. GUIDELINES. INSTALL W/WHITE THINSET OR MORTAR.
		<b>WOOD DOORS</b>	
		<b>WD1</b>	WOOD DOORS SPECIES TO MATCH BUILDING STANDARD, FIELD VERIFY, COLOR: MATCH EXISTING FIELD VERIFY

OFFICE OF ADMINISTRATION  
DIVISION OF FACILITIES  
MANAGEMENT,  
DESIGN AND CONSTRUCTION

DEPARTMENT OF  
MENTAL HEALTH

ADA UPGRADES  
CONTINUE TITLE  
MULTIPLE COTTAGES  
& GROUP HOMES  
ST. LOUIS FORENSIC  
TREATMENT CENTER SOUTH  
5300 ARSENAL STREET  
ST. LOUIS, MISSOURI

PROJECT # M2301-03  
SITE # 7355  
FACILITY #  
6517355014 - 6517355027

REVISION: ADDENDUM #1  
DATE: 10/24/2024  
REVISION: \_\_\_\_\_  
DATE: \_\_\_\_\_  
REVISION: \_\_\_\_\_  
DATE: \_\_\_\_\_  
ISSUE DATE: 09/05/2024

CAD DWG FILE: \_\_\_\_\_  
DRAWN BY: \_\_\_\_\_  
CHECKED BY: \_\_\_\_\_  
DESIGNED BY: \_\_\_\_\_

SHEET TITLE:  
FINISH SCHEDULE





SHEET NUMBER:

A-701

47 OF 100 SHEETS  
09/20/2024

**Pre-Bid Meeting Attendance Sheet  
 ADA Upgrades, Cottages  
 St. Louis Forensic Center South  
 St. Louis, Missouri**

**Project No. M2301-03  
 October 22, 2024, 10:00AM**

Name & Title	Company Name & Type of Contracting	MBE/WBE/SDVE Status	Phone	E-Mail Address of Attendee & E-Mail Address of Individual filling out Bid Documents
 Fred L. Decker Jr. Project Manager	OA-FMDC		573-751-8521	fred.decker@oa.mo.gov
 Joe Carey Project Architect	Archimages Inc.		314-965-7445	jcarey@archimages-stl.com
Felix Vincenz Director of Facilities			314-877-5988	Felix.Vincenz@dmh.mo.gov
 Kevin Dalton Facilities	OA-FMDC		314-877-5880	Kevin.Dalton@oa.mo.gov
 Matthew Hobart	OA-FMDC		314-877-5897	Matthew.Hobart@oa.mo.gov
JEFF HOLLERBECK ESTIMATOR	A. ELLERS CONSTRUCTION		636-626-8870	JEFFERAEILLERSCONSTRUCTION.COM



**Pre-Bid Meeting Attendance Sheet  
 ADA Upgrades, Cottages  
 St. Louis Forensic Center South  
 St. Louis, Missouri**

**Project No. M2301-03  
 October 22, 2024, 10:00AM**

Name & Title	Company Name Type of Contracting	MBE/WBE/ SDVE Status	Phone	E-Mail Address of Attendee and E-Mail Address of Individual filling out Bid Documents
JASON WOOD	LEXICON CONSTRUCTION		636 699 7411	jwood@lexiconconstruction.com
JOHN GABBERT SR. ESTIMATOR	GUARANTEE CONSTRUCTION		314-881-3345	JOHN6@GCONBUILD.COM
Andrew Eads PM	Loelke Plumbing		618-498-5185	andrew@loelkeplumbinginc.com
TERRY TAKACS FL	BROWN AND ROOT		573-252- 0509	terry.takacs@brownandroot.com
Dave Nichols	SES Construction		573-253- 1148	david@sesconstruction.com
MIKE RIEHL	RAINIER CONSI	WBE	314-667-5913	mriehl@rainericonstruction.com

Pre-Bid Meeting Attendance Sheet  
 ADA Upgrades, Cottages  
 St. Louis Forensic Center South  
 St. Louis, Missouri

Project No. M2301-03  
 October 22, 2024, 10:00AM

Name & Title	Company Name Type of Contracting	MBE/WBE/ SDVE Status	Phone	E-Mail Address of Attendee and E-Mail Address of Individual filling out Bid Documents
JD Jackson V.P.	Jackson Building Group G.C.		314-578-6633	Kjackson@jacksonbuildinggroup.com
Phil Fuglsang P.m.	FCI Demolition		314- 701-4188	PhilF@FCI STL.COM
Dan Salisbury Estimator	GMP Plumbing		314-517 3075	dsalisbury@gmpplumbingstl.com
GEORGE REINHEIMER VP	RF MEEH		314-565-5823	GEORGE@RF-MEEH.COM

**Pre-Bid Meeting Attendance Sheet  
 ADA Upgrades, Cottages  
 St. Louis Forensic Center South  
 St. Louis, Missouri**

**Project No. M2301-03  
 October 22, 2024, 10:00AM**

Name & Title	Company Name Type of Contracting	MBE/WBE/ SDVE Status	Phone	E-Mail Address of Attendee and E-Mail Address of Individual filling out Bid Documents
Chad Pinkerton PM	Meyer Painting CO		314-799-9307	Chad@meyerpaintingco.com
Ley Woods / COO	HILLSDALE DEMOLITION CONTRACTING	MBE / WBE	314.899.0333 (office) 310.999.5585 (cell)	Ley@HillsdaleDemCo.com



**Pre-Bid Meeting Attendance Sheet  
 ADA Upgrades, Cottages  
 St. Louis Forensic Center South  
 St. Louis, Missouri**

**Project No. M2301-03  
 October 22, 2024, 10:00AM**

Name & Title	Company Name Type of Contracting	MBE/WBE/ SDVE Status	Phone	E-Mail Address of Attendee and E-Mail Address of Individual filling out Bid Documents
Martene Kelly Environmental Safety Specialist	SLFTC-S		314 224 9509	Martene.Kelly@DMH.MO. GOV
ASpire Cole Simington			314-591-1667	csimington@aspire-stl.com
Jason Miller PM/ESTIMATOR	Alloy - DEMO & Restoration	no	314-883 8855	JMiller@AlloyGroup.com
<u>Please Add to Future Meetings</u> Kathryn Thuman COO	SLFTC-S		618 641 7458	Kathryn.Thuman@DMH. MO.GOV

Felix Vincenz  
CEO

SLFTC-S

573-808-  
4462

Felix.Vincenz@DMH.MO.  
GOV