

ADDENDUM NO. 1

TO: PLANS AND SPECIFICATIONS FOR STATE OF MISSOURI

**Install Solar Array
Hanger LAASF Readiness Center
PROJECT NO. T2338-01
Bid Opening Date: (Not Changed)**

Bidders are hereby informed that the construction Plans are modified as follows:

DRAWINGS CHANGES/CLARIFICATION:

1. Sheet A101
 - a. The existing central roof hatch and steel railings will remain, thus keynote 04 has been removed.
2. Sheet A102
 - a. The existing south roof communications tower with guy wires has been indicated via keynote 13 to be removed and reinstalled to allow for re-roofing.
 - b. An existing south roof metal capped former duct drop was incorrectly shown as a roof hatch and has been correct as indicated via keynote 14 indicating the cap it to be removed to allow for re-roofing over the existing plywood.
 - c. Existing south and central roof communications equipment has been indicated via keynote 15 to be relocated and reinstalled to allow for re-roofing.
3. Sheet A202
 - a. The existing central roof hatch and steel railings shall be prepped and repainted as indicated by updated keynotes 04 and 05.
4. Sheet A203
 - a. Likework and keynote 10 has been added indicating roofing over an existing capped duct drop.
5. Sheet E-101
 - a. The new electrical panel on the roof is shown near the parapet wall but is not to attach to the wall. The note 4 on sheet E-501 reads that for additional support attach to the parapet wall. This is not allowed and the support is to be free standing only. Place close to the parapet but allow room to install the free standing support as shown on sheet E-501, detail 2 or similar.

GENERAL COMMENTS:

1. The Pre-Bid Meeting sign-in sheet is attached.

ATTACHMENTS:

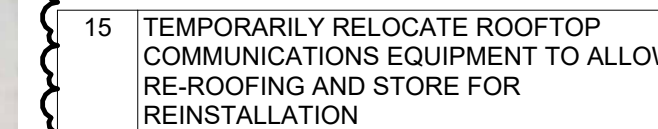
1. T2338-01 Pre-Bid Meeting Sign-In Sheet
2. Sheets A101, A102, A202, 203

September 5th, 2025

END ADDENDUM NO. 1

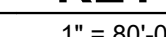
[illegible]


Date _____ Sheet _____ of _____



Missouri Certificate of Authority Number: 000826

ISSUE DATE: 7/22/2025






DEMOLITION ROOF GENERAL NOTES

1. FIELD VERIFY ALL DIMENSIONS. IF DIMENSIONS VARY SIGNIFICANTLY NOTIFY THE ARCHITECT
2. ALL DIMENSIONS TO FACE OF STEEL STUD OR EXISTING FINISH UNLESS NOTED OTHERWISE
3. CONSTRUCTION MATERIALS SHALL BE SECURED NIGHTLY TO ELIMINATE THE POSSIBILITY OF ANYTHING BEING BLOWN OF THE ROOF

KEYNOTES - DEMOLITION PLAN


- 01 REMOVE ROOFING (TPO OR EPDM MEMBRANE) DOWN TO TOP OF EXISTING RIGID INSULATION. ROOFING TO BE REMOVED IS REPRESENTED BY THE FOLLOWING HATCH
- 02 EXISTING EXHAUST FAN TO BE TEMPORARILY LIFTED FOR RE-ROOFING (REMOVE EXISTING TURNED UP FLASHING AND PREPARE SURFACE FOR NEW MEMBRANE ROOFING.
- 03 REMOVE EXISTING METAL COPING AS REQUIRED FOR NEW MEMBRANE ROOFING. INSTALL OVER TOP OF PARAPET WALL
- 05 EXISTING MECHANICAL UNIT TO BE TEMPORARILY LIFTED FOR RE-ROOFING (REMOVE TURNED UP FLASHING AND PREPARE SURFACE FOR NEW MEMBRANE ROOFING.
- 06 EXISTING GAS PIPING - TEMPORARILY SUPPORT AS REQUIRED FOR NEW MEMBRANE ROOFING INSTALLATION.
- 07 REMOVE EXISTING THROUGH WALL METAL FLASHING. EXISTING PREFINISHED METAL DOWNSPOUT TO REMAIN. COORDINATE FLASHING TRANSITION WITH NEW MEMBRANE ROOFING
- 08 EXISTING MEMBRANE FLASHING OVER CURB - REMOVE AND DISPOSE OF
- 09 REMOVE ROOFING (TPO OR EPDM MEMBRANE) & RIGID INSULATION DOWN TO TOP OF EXISTING ROOF DECK. ROOFING TO BE REMOVED IS REPRESENTED BY THE FOLLOWING HATCH
- 10 THROUGH WALL TPO SCUPPER - REMOVE. TEMPORARILY REMOVE METAL SCUPPER COLLECTOR AND METAL DOWNSPOUT AS NEEDED AND REINSTALL
- 11 REMOVE EXISTING METAL GRAVEL STOP COPING AS REQUIRED FOR NEW MEMBRANE ROOFING. INSTALL OVER TOP OF PARAPET WALL
- 12 BEFORE WORKING OVER THE CENTRAL HANGER AREA, INSTALL SUSPENDED TARPS, AT THE INTERIOR OF THE SPACE BELOW THE AREA OF WORK, FOR THE PURPOSE OF CATCHING ANY DEBRIS AND PREVENTING DEBRIS FROM ENTERING OR DAMAGING THE AIRCRAFT BELOW
- 13 TEMPORARILY REMOVE ROOFTOP COMMUNICATIONS EQUIPMENT AND GUY WIRES TO ALLOW RE-ROOFING AND STORE FOR REINSTALLATION
- 14 REMOVE EXISTING METAL CURB CAP AND RETAIN PLYWOOD FRAMING FOR NEW MEMBRANE ROOFING. INSTALL OVER TOP OF EXISTING PLYWOOD
- 15 TEMPORARILY RELOCATE ROOFTOP COMMUNICATIONS EQUIPMENT TO ALLOW RE-ROOFING AND STORE FOR REINSTALLATION

ADD 01



KEY PLAN - SOUTH
1" = 80'-0"

STATE OF MISSOURI
MIKE KEHOE,
GOVERNOR



soa
ARCHITECTURE

Architecture
Interior Design
Planning
Sustainability

2801 Woodard Drive,
Suite 103
Columbia, MO 65202
573.443.1407

www.soa-inc.com

Missouri Certificate of Authority Number: 000826

**OFFICE OF
ADMINISTRATION
DIVISION OF FACILITIES
MANAGEMENT,
DESIGN AND
CONSTRUCTION**

INSTALL SOLAR ARRAY

HANGER LAASF
READINESS CENTER

1225 Cooper Dr
Jefferson City, MO 65101

PROJECT # T2338-01

CONSTRUCTION DOCUMENTS

REVISION	DATE
ADD 01	09/05/2025

ISSUE DATE: 7/22/2025

CAD DWG FILE:
T2338-01_xxxx_xxxxxxxxxx_A102.DWG

DRAWN BY: CJ
CHECKED BY: NB
DESIGNED BY: .SOA

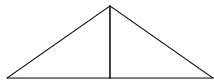
SHEET TITLE:
**DEMOLITION ROOF
PLAN - SOUTH**

SHEET NUMBER:
A102
SHEET 5 OF 18
ISSUE DATE: 7/22/2025

1/8"=1'-0" 0' 4'-0" 8'-0" 16'-0" 24'-0"

NEW WORK GENERAL NOTES

- FIELD VERIFY ALL DIMENSIONS. IF DIMENSIONS VARY SIGNIFICANTLY NOTIFY THE ARCHITECT
- ALL DIMENSIONS TO FACE OF STEEL STUD OR EXISTING FINISH UNLESS NOTED OTHERWISE
- NEW ROOF FLASHING AT ALL VENT PIPES
- CONSTRUCTION MATERIALS SHALL BE SECURED NIGHTLY TO ELIMINATE THE POSSIBILITY OF ANYTHING BEING BLOWN OFF THE ROOF
- CRICKETS ARE REPRESENTED BY THE FOLLOWING SYMBOL:



KEYNOTES - ROOF PLAN

- 01 FULLY ADHERED TPO ROOF MEMBRANE ON 1/2" COVER BOARD
- 02 FULLY ADHERED TPO ROOF MEMBRANE ON 1/2" COVER BOARD OVER RIGID INSULATION (THICKNESS AND SLOPE TO MATCH EXISTING INSULATION TO REMAIN)
- 03 NEW THROUGH WALL TPO SCUPPER REINSTALL EXISTING METAL SCUPPER COLLECTOR AND METAL DOWNSPOUT AS NEEDED
- 04 EXISTING STEEL PIPE AND TUBE GUARD RAILING - MECHANICALLY GRIND OFF RUST AND REPAINT WITH RUST BLOCK PRIMER AND 2 TOP COATS OF ENAMEL PAINT APPROPRIATE FOR THE SUBSTRATE
- 05 EXISTING ROOF HATCH - MECHANICALLY GRIND OFF RUST AND REPAINT WITH RUST BLOCK PRIMER AND 2 TOP COATS OF ENAMEL PAINT APPROPRIATE FOR THE SUBSTRATE
- 06 PREFINISHED METAL COPING
- 07 SOLAR PANEL - REFER TO ELECTRICAL DRAWINGS
- 08 WALKING PAD
- 09 LADDER RECEIVER
- 10 MEMBRANE ROOFING INSTALLED OVER TOP OF EXISTING PLYWOOD

STATE OF MISSOURI
MIKE KEHOE,
GOVERNOR



07/22/2025
SOA Architecture - Nicholas Bryon
Borgmeyer - Architect
License No. A-2025015734



Architecture

Interior Design

Planning

Sustainability

2801 Woodard Drive,
Suite 103
Columbia, MO 65202
573.443.1407

www.soa-inc.com

Missouri Certificate of Authority Number: 000826

OFFICE OF
ADMINISTRATION
DIVISION OF FACILITIES
MANAGEMENT,
DESIGN AND
CONSTRUCTION

INSTALL SOLAR ARRAY

HANGER LAASF
READINESS CENTER

1225 Cooper Dr
Jefferson City, MO 65101

PROJECT # T2338-01

CONSTRUCTION DOCUMENTS

REVISION	DATE
ADD 01	09/05/2025

ISSUE DATE: 7/22/2025

CAD DWG FILE:
T2338-01_xxxx_xxxxxxxxxx_A202.DWG

DRAWN BY: CJ

CHECKED BY: NB

DESIGNED BY: .SOA


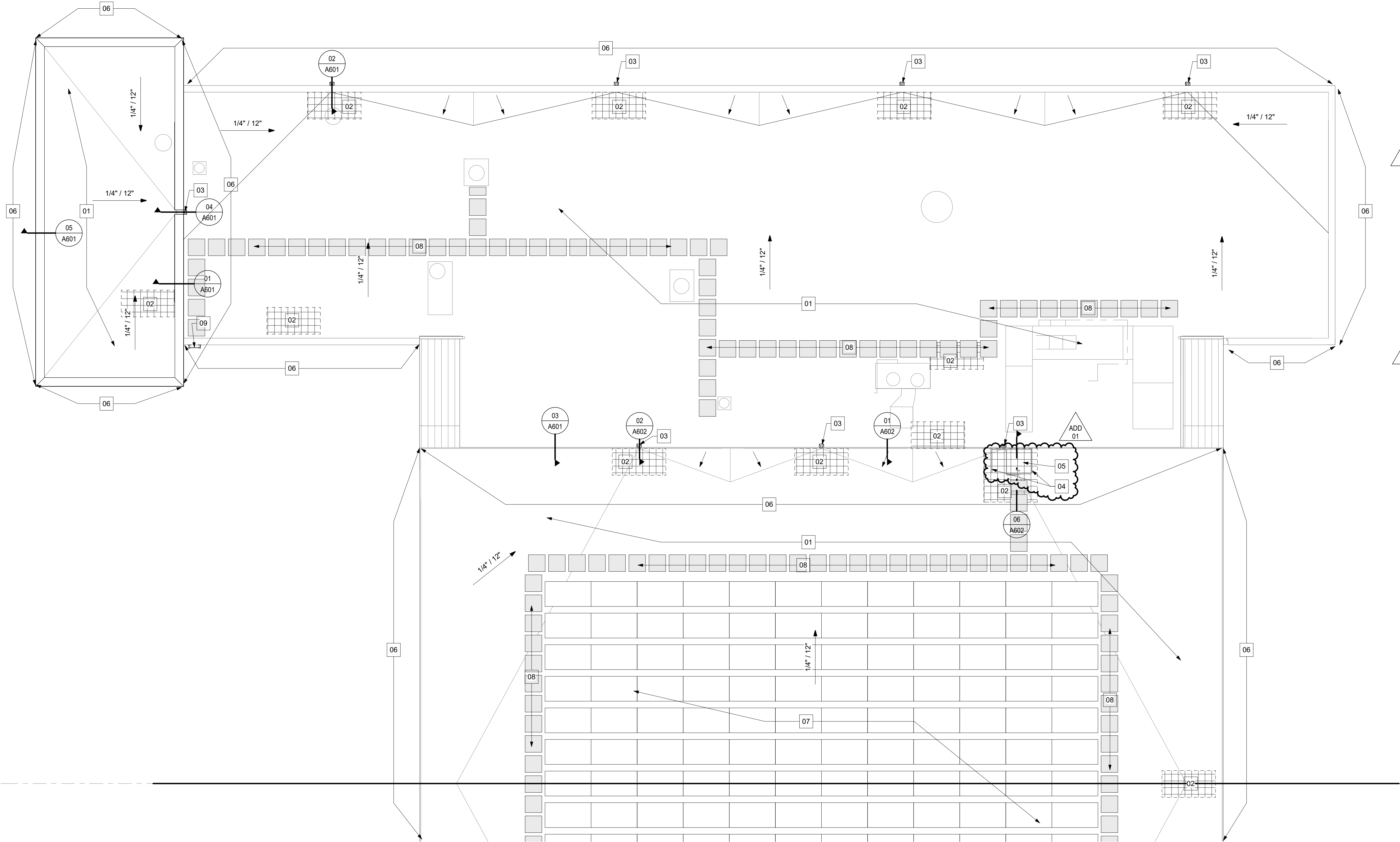
SHEET TITLE:
NEW WORK ROOF
PLAN - NORTH

SHEET NUMBER:

A202

SHEET 7 OF 18

ISSUE DATE: 7/22/2025

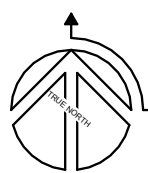
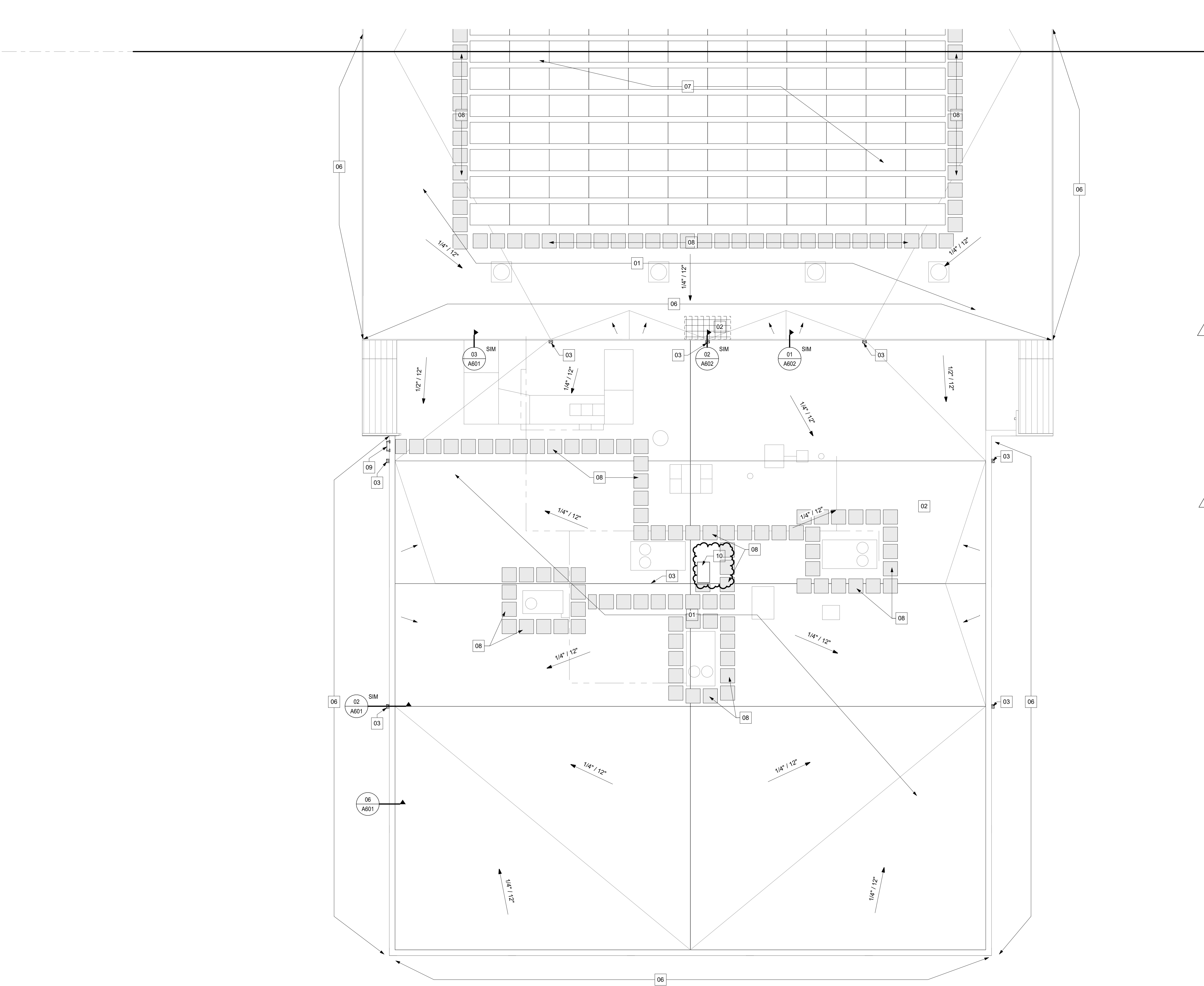


01 NEW WORK ROOF PLAN - NORTH

A202 1/8" = 1'-0"

KEY PLAN - NORTH

1" = 80'-0"



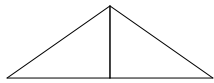
01 NEW WORK ROOF PLAN - SOUTH

A203 1/8" = 1'-0"

1/8"=1'-0" 0' 4'-0" 8'-0" 16'-0" 24'-0"

NEW WORK GENERAL NOTES

1. FIELD VERIFY ALL DIMENSIONS. IF DIMENSIONS VARY SIGNIFICANTLY NOTIFY THE ARCHITECT
2. ALL DIMENSIONS TO FACE OF STEEL STUD OR EXISTING FINISH UNLESS NOTED OTHERWISE
3. NEW ROOF FLASHING AT ALL VENT PIPES
4. CONSTRUCTION MATERIALS SHALL BE SECURED NIGHTLY TO ELIMINATE THE POSSIBILITY OF ANYTHING BEING BLOWN OFF THE ROOF
5. CRICKETS ARE REPRESENTED BY THE FOLLOWING SYMBOL:



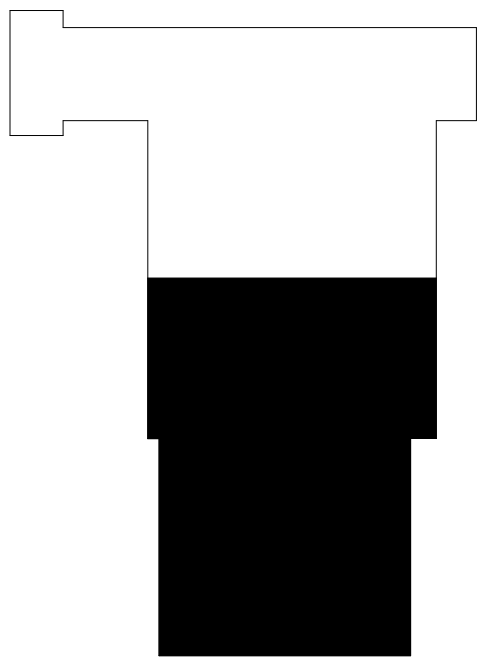
KEYNOTES - ROOF PLAN

- 01 FULLY ADHERED TPO ROOF MEMBRANE ON 1/2" COVER BOARD
- 02 FULLY ADHERED TPO ROOF MEMBRANE ON 1/2" COVER BOARD OVER RIGID INSULATION (THICKNESS AND SLOPE TO MATCH EXISTING INSULATION TO REMAIN)
- 03 NEW THROUGH WALL TPO SCUPPER. REINSTALL EXISTING METAL SCUPPER COLLECTOR AND METAL DOWNSPOUT AS NEEDED
- 04 EXISTING STEEL PIPE AND TUBE GUARD RAILING - MECHANICALLY GRIND OFF RUST AND REPAINT WITH RUST BLOCK PRIMER AND 2 TOP COATS OF ENAMEL PAINT APPROPRIATE FOR THE SUBSTRATE
- 05 EXISTING ROOF HATCH - MECHANICALLY GRIND OFF RUST AND REPAINT WITH RUST BLOCK PRIMER AND 2 TOP COATS OF ENAMEL PAINT APPROPRIATE FOR THE SUBSTRATE
- 06 PREFINISHED METAL COPING
- 07 SOLAR PANEL - REFER TO ELECTRICAL DRAWINGS
- 08 WALKING PAD
- 09 LADDER RECEIVER

ADD 01

ADD 01


- 10 MEMBRANE ROOFING INSTALLED OVER TOP OF EXISTING PLYWOOD



KEY PLAN - SOUTH

1" = 80'-0"

STATE OF MISSOURI
MIKE KEHOE,
GOVERNOR



07/22/2025
SOA Architecture - Nicholas Bryon
Borgmeyer - Architect
License No. A-2025015734



Architecture

Interior Design

Planning

Sustainability

2801 Woodard Drive,
Suite 103
Columbia, MO 65202
573.443.1407

www.soa-inc.com

Missouri Certificate of Authority Number: 000826

OFFICE OF
ADMINISTRATION
DIVISION OF FACILITIES
MANAGEMENT,
DESIGN AND
CONSTRUCTION

INSTALL SOLAR ARRAY

HANGER LAASF
READINESS CENTER

1225 Cooper Dr
Jefferson City, MO 65101

PROJECT # T2338-01

CONSTRUCTION DOCUMENTS

REVISION	DATE
ADD 01	09/05/2025

ISSUE DATE: 7/22/2025

CAD DWG FILE:

T2338-01_xxxx_xxxxxxxxxx_A203.DWG

DRAWN BY: CJ

CHECKED BY: NB

DESIGNED BY: SOA

SHEET TITLE:

NEW WORK ROOF
PLAN - SOUTH

SHEET NUMBER:

A203

SHEET 8 OF 18

ISSUE DATE: 7/22/2025