

ADDENDUM NO. 2

TO: PLANS AND SPECIFICATIONS FOR STATE OF MISSOURI

**New Premium 63 Site Loop Campground
St. Francois State Park
Bonne Terre, Missouri
PROJECT NO.: X2317-01**

Bid Opening Date: 1:30 PM, Thursday, SEPTEMBER 11, 2025 (No Changes)

Use Updated Bid Form issued with Addendum 2 when submitting your bid.

Bidders are hereby informed that the construction Plans and/or Specifications are modified as follows:

SPECIFICATION CHANGES:

1. Section 004113 – BID FORM **(See attached Bid Form to be used when submitting Bid)**
 - a. REVISE Paragraph 4.0-A as follow:
The Bidder agrees to complete the work within **250** workings days from the date the Notice of Intent to Award is issued as modified by additional days added by the Owner's acceptance of alternates, if applicable.
2. Section 005213 – Construction Contract
 - a. REVISE Article 2. Time of Completion as follows:
The contract performance time is 250 working days from the transmittal date of this agreement.

DRAWING CHANGES:

Sheet C-104 SITE PLAN, C-105 SITE PLAN, C-106 SITE PLAN

1. Removed the concrete alternate note from the plans.
2. Added and modified location of transformers.

Sheet C-107 OVERALL UTILITY PLAN

1. Added new frost proof hydrant and gate valve at end of 2-inch water line.
2. Revised electrical conduit layout and transformer locations.
3. Added tree removal for water line connection.
4. Added boring for water line under roadway.
5. Added pavement repair for water line in campground.

Sheet C-108 UTILITY PLAN:

1. Revised new water line size into shower house from a 1-inch line to a 3-inch line.
2. Add Woodford Model Y2 frost proof hydrant.

Sheet C-109 UTILITY PLAN,

1. Add Woodford Model Y2 frost proof hydrant.

Sheet C-110 UTILITY PLAN

1. Revised detail sheet callout.

Sheets E102 ELECTRICAL DETAILS, E201 & E202 ELECTRICAL SITE PLAN

1. Changes services from (3) 1200A services to (2) 600A services and (3) 800A services to comply with Ameren.
2. Added additional transformers and distribution panels DP4 and DP5.
3. Moved circuiting from panels DP1 and DP2 to new panel DP4.
4. Moved circuiting from panel DP3 to new panel DP5.

Sheet E201 ELECTRICAL SITE PLAN

1. Added additional transformer and distribution panel DP4.
2. Moved circuiting from panels DP1 and DP2 to new panel DP4.

Sheet E202 ELECTRICAL SITE PLAN

1. Added additional transformer and distribution panel DP5.
2. Moved circuiting from panel DP3 to new panel DP5.

Sheet C-501 DETAIL SHEET

1. Three control joints have been added around the fire pits to avoid cracking.
2. Lantern hanger location moved to adjacent to the concrete pad as shown in the lantern detail.
3. Removed Alternate Concrete Paving Detail.

Sheet C-503 DETAIL SHEET

1. Water pedestal detail revised to show thru wall plumbing connection.

Sheet A-1 FLOOR PLAN & ELEVATIONS

1. Modification: Changed wall thickness for plumbing walls.
2. Modification: Updated dimensions to match wall changes.
3. Modification: Updated partition type tags.

Sheet A-3 INTERIOR ELEVATIONS

1. Addition: Called out walls to be Full Height FRP panels throughout.

Sheet A-4 DETAILS

1. Addition: Added Partition Type P2.

Sheet P1.0 – PLUMBING DWV PLAN:

1. Added faucets to fixture item LAV-1 (lavatory) and revise remarks to include mixing valve.
2. Added valve type for fixture item UR-1 (urinal) and revise remarks as well.
3. Added 1 ½" top spud flushometer bowl to fixture item WC-1 (toilet) and revise remarks as well.
4. Updated fixture item SH-1 (shower) remarks to match shower and revise remarks as well.
5. Revised reduced pressure zone assembly to be 2".
6. Revised sanitary piping and venting and updated floor plan to have 6" wall.
7. Added double clean out to exterior piping.

Sheet P2.0 - PLUMBING SUPPLY PLAN:

1. Revised Water Service Conditions Note.
2. Revised keynote number 2.
3. Added note number 16 (for piping not being exposed to freezing) to Plumbing General Notes.
4. Revised Table to Calculate Supply Fixture units.
5. Removed 4 check valve on supply piping.
6. Added note for expansion tank on Water Heater Schedule.

Sheet P3.0 – PLUMBING RISERS AND DETAILS:

1. Added Water Heater detail.
2. Revise pipe size on supply riser.
3. Revised hose bibs (HB-2) on supply riser.
4. Revise sanitary and riser layout to match plan.
5. Added double clean out to exterior piping on riser.

GENERAL COMMENTS:

1. Bidders desiring to perform a site inspection should contact DNR State Park's staff Alan Lancaster, (573) 358-2173, Alan.Lancaster@dnr.mo.gov to schedule a time to inspect the site.
2. Please contact Paul Girouard, Contract Specialist, at (573) 751-4797, Paul.Girouard@oa.mo.gov for questions about bidding procedures, MBE\WBE\SDVE Goals, and other submittal requirements.
3. All correspondence with respect to this project must include the State of Missouri project number as indicated above.
4. Current Planholders list is available online at:
<https://www.oafmdcplanroom.com/projects/2955/plan-holders/x2317-01-new-premium-63-site-loop-campground-st-francois-state-park>
5. Prospective Bidders contact American Document Solutions, 1400 Forum Blvd Suite 7A, Columbia MO 65203, 573-446-7768 to order official plans and specifications.
6. All bids shall be submitted on the bid form without additional terms and conditions,

modifications, or stipulations. Each space on the bid form shall be properly filled including a bid amount for the Unit Prices. Failure to do so will result in rejection of the bid. 10. MBE/WBE/SDVE participation requirements can be found in DIVISION 00. The MBE/WBE/SDVE participation goals are 10%/10%/3%, respectively. Only certified firms as of the bid opening date can be used to satisfy the MBE/WBE/SDVE participation goals for this project. If a bidder is unable to meet a participation goal, a Good Faith Effort Determination Form must be completed. Failure to complete this process will result in rejection of the bid. 11. The Contractor shall pay not less than the prevailing hourly rate of wages for work of a similar character in the locality in which the work is performed, as determined by the Missouri Department of Labor and Industrial Relations. Bidders are to adhere to Prevailing Wage Hourly Rate of Wages, and the Department of Labor and Industrial Relations can be contacted to determine the applicable wage rate for the work on this project.

ATTACHMENTS:

Specification Section 004113 – BID FORM

Revised plans:

C104

C105

C106

C107

C108

C109

C110

E102

E201

E202

C501

C503

A-1

A-3

A-4

P1.0

P2.0

P3.0

August 29, 2025

END ADDENDUM NO. 2

STATE OF MISSOURIBid Time: 1:30 PM

Bid Date: _____

All bid documents shall be emailed to FMDCBids@oa.mo.gov**SECTION 004113 - BID FORM****1.0 BID**A. From: _____
(Bidder's Company Name)☐ Sole Proprietorship/General Partnership ☐ LLC ☐ Limited Partnership ☐ Corporation ☐ Joint Venture

Address: _____

City, State, Zip _____

Phone: _____ Email: : _____

Federal ID Number: _____ Missouri Business Charter Number: _____

Contact Name: _____ Contact email: _____

herein after called the "**Bidder**".B. To: Director, Division of Facilities Management, Design and Construction
Room 730, Harry S Truman State Office Building
301 West High Street
Jefferson City, Missouri 65101herein after called the "**Owner**."C. For: New Premium 63 Site Loop Campground
St. Francois State Park
Bonne Terre, MissouriD. Project Number: X2317-01
hereinafter called the "**Work**."

E. Documents: The undersigned, having examined and being familiar with the local conditions affecting the work and with the complete set of contract documents, including the Drawings, the Invitation For Bid, Instructions To Bidders, Statement of Bidders Qualifications, General Conditions, Supplement to General Conditions, and the technical specifications, including: addenda number _____ through _____ hereby proposes to perform the Work for the following:

F. Bid Amount: _____
_____ Dollars (\$ _____)**2.0 MBE/WBE/SDVE PERCENTAGE OF PARTICIPATION PROJECT GOALS**A. This project's specific goals are: **MBE 10%, WBE 10%, and SDVE 3%**. NOTE: Only MBE/WBE firms certified by the State of Missouri Office of Equal Opportunity, and SDVE(s) meeting the requirements of Section 34.074, RSMo, and 1 CSR 30-5.010, as of the date of bid opening can be used to satisfy the MBE/WBE/SDVE participation goals for this project.

3.0 BID BOND

- A. Accompanying the bid is: ___ 5% Bid Bond or ___ Cashier's Check/Bank Draft for 5% of base bid that is payable without condition to the Division of Facilities Management, Design and Construction, State of Missouri, as per Article 5 of "Instructions To Bidders".

4.0 CONTRACT COMPLETION TIME AND LIQUIDATED DAMAGES

- A. The Bidder agrees to complete the work within 250 working days from the date the Notice of Intent to Award is issued as modified by additional days added by the Owner's acceptance of alternates, if applicable. This includes ten (10) working days for document mailing and processing. The Bidder further agrees to pay to, or allow the State as liquidated damages the sum of \$1,000 for each working day thereafter that the entire work is not substantially complete.

5.0 ATTACHMENTS TO BID

004322	Unit Prices Form
004336	Proposed Subcontractors
004337	MBE/WBE/SDVE Compliance Form
004338	MBE/WBE/SDVE Joint Venture Form
004339	MBE/WBE/SDVE Waiver Form
004340	SDVE Business Form
004541	Affidavit of Work Authorization
004545	Anti-Discrimination Against Israel Act Certification form

6.0 BIDDER'S CERTIFICATIONS

By signing and submitting this bid form, the Bidder certifies as follows:

A. No Undisclosed Interests or Associations, Collusion, or Solicitation of Other Bidders

1. This bid is genuine and is not made in the interest of or on behalf of any undisclosed person, firm, or corporation, and is not submitted in conformity with any agreement or rules of any group, association or corporation.
2. The Bidder has not directly or indirectly induced or solicited any other bidder to put in a false or sham proposal.
3. The Bidder has not solicited or induced any person, firm or corporation to refrain from submitting a bid.
4. The Bidder has not sought by collusion or otherwise to obtain any advantage over any other bidder or over the Owner.

B. Accuracy of Contract Documents

The Bidder has based this bid upon an official/complete set of contract documents, either obtained from the Owner or from a secondary source known to the Bidder to have provided a complete and accurate set of contract documents. If the Bidder received the contract documents from such a secondary source, any errors or omissions in the contract documents shall be interpreted and construed in favor of the Owner and against the Bidder. This bid is based upon the conditions within Article 1.2 of the General Conditions.

C. Non-Discrimination

The Bidder will not discriminate against any employee or applicant for employment because of race, creed, color or national origin in the performance of the Work.

D. Prevailing Wage

MISSOURI PREVAILING WAGE LAW (Sections 290.210 to 290.340, RSMo): The Contractor shall pay not less than the specified hourly rate of wages, as set out in the wage order attached to and made part of the specifications for work under this contract, to all workers performing work under the contract, in accordance with sections 290.210 to 290.340, RSMo. The Contractor shall forfeit a penalty to the Owner of one hundred dollars per day (or portion of a day) for each worker that is paid less than the specified rates for any work done under the contract by the Contractor or by any subcontractor, in accordance with section 290.250, RSMo.

DAVIS-BACON ACT: The Contractor is NOT required to comply with the prevailing wage requirements of the Davis-Bacon Act for this project. This project is funded through the Land and Water Conservation Fund Act of 1965, 54 U.S.C. § 200301 et seq. (LWCF). The provisions of the Davis-Bacon Act, 40 U.S.C. §3141 et seq., are not applicable to projects funded by LWCF when no other federal assistance is utilized.

E. Transient Employers

The Bidder will comply with the provisions of Sections 285.230-234, RSMo, regarding transient employers.

F. Federal Work Authorization Program

The Bidder has enrolled and is participating in, and will continue to participate in, a federal work authorization program in accordance with Sections 285.525 and 285.530, RSMo for the duration of any contract awarded because of this bid.

G. Illegal Immigration Reform and Immigrant Responsibility Act (IIRIRA)

1. If awarded contract for this project, the Bidder/Contractor shall only utilize personnel authorized to work in the United States in accordance with applicable federal, state and local laws. This includes, but is not limited to, the Illegal Immigration Reform and Immigrant Responsibility Act (IIRIRA) and INA Section 274A.
2. If found to be in violation of this requirement or any applicable laws, and if the State of Missouri has reasonable cause to believe that the Contractor has knowingly employed individuals who are not eligible to work in the United States, the state shall have the right to cancel the contract immediately without penalty or recourse and suspend or debar the contractor from doing business with the state.
3. The Contractor agrees to cooperate fully with any audit or investigation from federal, state or local law enforcement agencies.

H. Anti-Discrimination Against Israel Act

1. If the awarded Contractor meets the definition of a company as defined in section 34.600, RSMo, and has ten or more employees, the Contractor shall not engage in a boycott of goods or services from the State of Israel; from companies doing business in or with Israel or authorized by, licensed by, or organized under the laws of the State of Israel; or from persons or entities doing business in the State of Israel as defined in section 34.600, RSMo.
2. If, at any time during the life of the contract, Contractor meets the definition of a company as defined in section 34.600, RSMo, and the company's employees increases to ten or more OR the contractor's business status changes to become a company as defined in section 34.600, RSMo, and the company has ten or more employees, then the Contractor shall submit to the Division of Facilities Management, Design and Construction a completed Box C of the exhibit titled "Anti-Discrimination Against Israel Act Certification, and shall comply with the requirements of Box C.

7.0 SIGNATURES

FOR SOLE PROPRIETORSHIPS/GENERAL PARTNERSHIPS ONLY

Sole Proprietor's Name (printed)

Name each general partner: _____

Today's Date: _____

I, _____, being the sole proprietor/general partner of (name of business)
_____ (and if the name of said business is other than my legal name, having filed a
Registration of Fictitious Name with the Missouri Secretary of State in order to allow me to use such name in
connection with my business, as provided by Section 417.200, RSMo, et seq.), do hereby submit this bid and agree to be
bound unto the State of Missouri as herein provided (if a general partnership, all partners must sign below).

Signature: _____ Signature: _____

Signature: _____ Signature: _____

FOR LIMITED LIABILITY COMPANIES ONLY

_____ today's date _____ State(s) of organization: _____
Manager's (or Managing Member's) Name (printed)

I, _____, being the Manager (or Managing Member) of (full legal name of limited
liability company from Articles of Organization) _____, and being duly
authorized to act as herein provided on behalf of said limited liability company, do hereby submit this bid on behalf of
said limited liability company and agree that said limited liability company shall be bound unto the State of Missouri as
herein provided.

Signature: _____

FOR LIMITED PARTNERSHIPS/LIMITED LIABILITY PARTNERSHIPS/LIMITED LIABILITY LIMITED PARTNERSHIPS ONLY

_____ today's date _____ State(s) of organization: _____
General/Managing Partner's Name (printed)

I, _____, being the General Partner/Managing Partner of (full legal name of limited
partnership/limited liability partnership/limited liability limited partnership from partnership agreement or Certificate of
Limited Partnership) _____, and being duly authorized to act as herein provided on
behalf of said limited partnership/limited liability partnership/limited liability limited partnership, do hereby submit this
bid on behalf of said limited partnership/limited liability partnership/limited liability limited partnership and agree that
said limited partnership/limited liability partnership/limited liability limited partnership shall be bound unto the State of
Missouri as herein provided.

Signature: _____

FOR CORPORATIONS ONLY

President's Name (printed)

Secretary's Name (printed)

Today's date

State(s) of incorporation: _____

I, _____, being the (officer or title) _____ of (full legal name of corporation, from Articles of Incorporation) _____, and being duly authorized by the Board of Directors of said corporation to act as herein provided on behalf of said corporation, do hereby submit this bid on behalf of said corporation and agree that said corporation shall be bound unto the State of Missouri as herein provided.

Signature: _____
President

Attested by: _____
Corporate Secretary

The President should sign as the bidder. If the signator is other than the corporate president, the bidder must provide satisfactory evidence that the signator has the legal authority to bind the corporation.

FOR ASSOCIATIONS/JOINT VENTURES

If multiple business entities/individuals are bidding collectively as an association or joint venture, each business entity/individual bidding as part of the association or joint venture shall sign this bid in the above sections relevant to the form that such business entity or individual does business, and the bidder shall duplicate the necessary number of signature pages so that all members of the association or joint venture shall sign this bid. If a name is adopted for use by the association or joint venture, the association or joint venture shall file a Registration of Fictitious Name with the Missouri Secretary of State in order to use such name in connection with the association or joint venture, as provided by Section 417.200, RSMo, *et seq.*

SECTION 004322 - UNIT PRICES FORM

PROJECT NUMBER: X2317-01

1.0 Description

- A. For changing specified quantities of work from those indicated by the contract drawings and specifications, upon written instructions of Owner, the following unit prices shall prevail. The unit prices include all labor, overhead and profit, materials, equipment, appliances, bailing, shoring, shoring removal, etc., to cover the finished work of the several kinds of work called for. Only a single unit price shall be given and it shall apply for either MORE or LESS work than that shown on the drawings and called for in the specifications or included in the Base Bid. In the event of more or less units than so indicated or included during construction the total contract price shall be decreased as appropriate or increased by contract change in accordance with General Conditions Article 4.1.

2.0 Unit Prices

- A. Unit Price No. 1 – Name: Solid Rock Excavation
1. Description: Solid Rock Excavation according to Division 31 Section “Rock Excavation”.
 2. Unit of Measurement: Cubic Yards
 3. Base Bid Quantity: 30 Cubic Yards

\$ _____ per Cubic Yard

SECTION 004336 – PROPOSED SUBCONTRACTORS

Project Number: X2317-01

Bidder's Company Name: _____

1.0 CONTRACTOR/SUBCONTRACTOR/MANUFACTURER/ SUPPLIER LIST

- A. For each category listed below, identify the subcontractor(s) who will perform the specified work and/or the manufacturer/supplier for the specified material or equipment, as applicable. If you plan to use your own employees to do any portion of the work, list yourself. If more than one firm will perform work in one category, you must identify both firms.
- B. After bid opening, no substitutions of the subcontractors, manufactures or suppliers listed below will be allowed except in accordance with Section 007200 – General Conditions, Article 3.1 and/or Article 3.7, as applicable.
- C. All manufacturers or suppliers required to be identified below must be an approved manufacturer or supplier as outlined in the bid specifications or in a written addenda in accordance with Section 4.0 of the Instructions to Bidders.
- D. **If any category or work identified below is left vacant or if an unapproved manufacturer or supplier is listed, the bid shall be deemed non-responsive and shall be rejected.**
- E. The Bidder hereby certifies that the following will be used in the performance of the work:

DESCRIPTION OF WORK	SPECIFICATION DIVISION OR SECTION(S)	NAME OF FIRM FOR BASE BID WORK
Electrical	Division - 26	
Concrete	Division - 32	
Asphalt	Division - 32	
Water & Sanitary	Division - 33	

SECTION 004337 - MBE/WBE/SDVE COMPLIANCE EVALUATION FORM

Project Name: _____ Project No.: X2317-01

This form is to be completed by bidders and submitted to the State of Missouri, Division of Facilities Management, Design and Construction with the bid submittal. Submit one form per MBE/WBE/SDVE firm involved with the project. This includes any MBE/WBE/SDVE general contractor, joint venture, subcontractor or supplier, regardless of how many tier levels of sub-contracts.

A condition for remaining in competition for award is the satisfactory completion of this form for each minority/woman/service disabled veteran-owned firm that will perform a commercially useful function on the contract. The undersigned submits the following data with respect to the following firm's assurance to meet the Office of Administration's goal for MBE/WBE/SDVE participation.

1. Name of General Contractor: _____

2. MBE/WBE/SDVE Firm: _____

(Name)

(Address)

(City, State, Zip Code)

(Phone Number)

(email address)

Type of Business: _____ Type of Firm: ☐ MBE ☐ WBE ☐ SDVE

Officer Name & Title: _____

3. Describe the **subcontract actual work** to be performed (List BASE BID work and any ALTERNATE work separately):

BASE BID SCOPE OF WORK: _____

ALTERNATE (S) SCOPE OF WORK: (identify separately)

4. Indicate the **dollar (\$)** amount of contract to be subcontracted to the MBE/WBE/SDVE Firm:

BASE BID: \$ _____

ALTERNATE (S): (identify separately)

\$ _____

\$ _____

\$ _____

5. Is the proposed subcontractor listed in the Minority/Women Business Enterprise Directory maintained by the Office of Equal Opportunity (OEO) or the Division of Purchasing's SDVE directory? YES ☐ NO ☐

Name of General Contractor Signee (Print): _____

Signature: _____

Title: _____

Date: _____

SECTION 004338 - MBE/WBE/SDVE ELIGIBILITY DETERMINATION FORM FOR JOINT VENTURES

Project Name: _____ Project No.: X2317-01

If bidder is a joint venture, this form shall be completed and submitted with the bid submittal to the Missouri State Division of Facilities Management, Design and Construction.

1. Joint Venture Firm: _____
(Name)

(Address) (City, State, Zip Code)

(Phone Number) (email address)

2. In order to be counted toward project MBE/WBE/SDVE goals, the MBE/WBE/SDVE partner(s) must be currently certified by a State of Missouri public entity or have proof of SDVE eligibility. Identify the firms which comprise the joint venture and include a copy of the certification of each MBE/WBE/SDVE firm included in the joint venture.

(a) Describe the role of each MBE, WBE, or SDVE firm in the joint venture:

(b) Briefly describe the experience and business qualifications of each non-MBE/WBE/SDVE co-venturer:

3. What is the claimed percentage of MBE/WBE/SDVE ownership in the joint venture?

4. Ownership of joint venture. **Attach a copy of the joint venture agreement.** (The following need not be filled in if described in the joint venture agreement)

(a) Description of profit and loss sharing:

(b) Description of capital contributions, including equipment:

(c) Description of other applicable ownership interests:

6. Control of, and participation in, this contract. Identify by name, race, sex, and "firm" those individuals (and their titles) who are responsible for day-to-day management and policy decision making including, but not limited to, those with prime responsibility for:

- ☐ Financial Decisions ☐ Management Decisions ☐ Estimating ☐ Marketing ☐ Sales
☐ Hiring (of management) ☐ Firing (of management) ☐ Purchase of major items or supplies

Name	Race	Sex	Firm & Title	Responsibility	Management Decisions

NOTE: If after filing this information and before the completion of the joint venture's work on the contract covered by this regulation, there is any significant change in the information submitted, the joint venture must inform the Commissioner, either directly or if the joint venture is a subcontractor through the prime contractor.

AFFIDAVIT

"The undersigned swear that the foregoing statements are correct and include all material and information necessary to identify and explain the terms and operation of our joint venture and the intended participation by each joint venturer in the undertaking. Further, the undersigned covenant and agree to provide the Commissioner, Office of Administration, current, complete and accurate information regarding actual joint venture work and the payment therefore and any proposed changes in any of the joint venture arrangements and to permit the audit and examination of the books, records, and files of the joint venture, or those of each joint venturer relevant to the joint venture, by authorized representatives of the Commissioner of the Office of Administration. Any material misrepresentation will be grounds for terminating any contract which may be awarded and for initiating action under Federal or State laws concerning false statements."

Name of Firm: _____

Signature: _____

Name: _____

Title: _____

Date: _____

Name of Firm: _____

Signature: _____

Name: _____

Title: _____

Date: _____

Date: _____
State of: _____
County of: _____

On this _____ day of _____, 20____, before me appeared
(name) _____ to me personally known, who, being duly sworn, did execute the foregoing
affidavit, and did state that he or she was properly authorized by (name of firm) _____
to execute the affidavit and did so as his or her own free act and deed.

Notary Public: _____ (seal)

My commission expires: _____

Date: _____
State of: _____
County of: _____

On this _____ day of _____, 20____, before me appeared
(name) _____ to me personally known, who, being duly sworn, did execute the foregoing
affidavit, and did state that he or she was properly authorized by (name of firm) _____
to execute the affidavit and did so as his or her own free act and deed.

Notary Public: _____ (seal)

My commission expires: _____

SECTION 004339 - GOOD FAITH EFFORT (GFE) DETERMINATION - MBE

Bidder may reach goals for each category as outlined in Section 001116 - Invitation to Bid by participation, GFE or a combination of both.

***THIS PAGE IS FOR MBE
GFE ONLY***
Failure to submit for each diversity category on a separate page may result in rejection of the bid.

INSTRUCTIONS: To meet full MBE GFE goals, refer to Section 002113-Instructions to Bidders providing at least 3 certified companies with all columns completed for each company.

If the bidder has identified companies with actual participation in Section 004337 - MBE/WBE/SDVE Compliance Form do not list those companies below as they will only be scored for participation, not GFE. Any questions or clarifications should be directed to the Contract Specialist of record.

In order to be counted toward the goals, an MBE or WBE must be certified by the State of Missouri, Office of Equal Opportunity and an SDVE must be certified by the State of Missouri, Office of Equal Opportunity or by the Veteran Small Business Administration.

MBE and WBE: <https://apps1.mo.gov/MWBCertifiedFirms/> SDVE: <https://oeo.mo.gov/sdve-certification-program/> or <https://veterans.certify.sba.gov/#search>

Bidder’s Company Name: _____

Project Number: X2331-01

Name of Firm and Person Contacted: Verify that firm is currently certified with Office of Equal Opportunity (OEO)	Category of Work (e.g.: Electrician) or Type of Supplier (e.g.: Plumbing Supplier)	Date of Contact	Response from Subcontractor or Supplier

SECTION 004339 - GOOD FAITH EFFORT (GFE) DETERMINATION - WBE

Bidder may reach goals for each category as outlined in Section 001116 - Invitation to Bid by participation, GFE or a combination of both.

***THIS PAGE IS FOR WBE
GFE ONLY***

Failure to submit for each diversity category on a separate page may result in rejection of the bid.

INSTRUCTIONS: To meet full WBE GFE goals, refer to Section 002113-Instructions to Bidders providing at least 3 certified companies with all columns completed for each company.

If the bidder has identified companies with actual participation in Section 004337 - MBE/WBE/SDVE Compliance Form do not list those companies below as they will only be scored for participation, not GFE. Any questions or clarifications should be directed to the Contract Specialist of record.

In order to be counted toward the goals, an MBE or WBE must be certified by the State of Missouri, Office of Equal Opportunity and an SDVE must be certified by the State of Missouri, Office of Equal Opportunity or by the Veteran Small Business Administration.

MBE and WBE: <https://apps1.mo.gov/MWBCertifiedFirms/> SDVE: <https://oeo.mo.gov/sdve-certification-program/> or <https://veterans.certify.sba.gov/#search>

Bidder's Company Name: _____

Project Number: X2331-01

Name of Firm and Person Contacted: Verify that firm is currently certified with Office of Equal Opportunity (OEO)	Category of Work (e.g.: Electrician) or Type of Supplier (e.g.: Plumbing Supplier)	Date of Contact	Response from Subcontractor or Supplier

SECTION 004339 - GOOD FAITH EFFORT (GFE) DETERMINATION - SDVE

Bidder may reach goals for each category as outlined in Section 001116 - Invitation to Bid by participation, GFE or a combination of both.

***THIS PAGE IS FOR SDVE
GFE ONLY***

Failure to submit for each diversity category on a separate page may result in rejection of the bid.

INSTRUCTIONS: To meet full SDVE goals, refer to Section 002113-Instructions to Bidders providing at least 3 certified companies with all columns completed for each company.

If the bidder has identified companies with actual participation in Section 004337 - MBE/WBE/SDVE Compliance Form do not list those companies below as they will only be scored for participation, not GFE. Any questions or clarifications should be directed to the Contract Specialist of record.

In order to be counted toward the goals, an MBE or WBE must be certified by the State of Missouri, Office of Equal Opportunity and an SDVE must be certified by the State of Missouri, Office of Equal Opportunity or by the Veteran Small Business Administration.

MBE and WBE: <https://apps1.mo.gov/MWBCertifiedFirms/> SDVE: <https://oeo.mo.gov/sdve-certification-program/> or <https://veterans.certify.sba.gov/#search>

Bidder's Company Name: _____

Project Number: X2331-01

Name of Firm and Person Contacted: Verify that firm is currently certified with Office of Equal Opportunity (OEO) or the federal U.S. Small Business Administration	Category of Work (e.g.: Electrician) or Type of Supplier (e.g.: Plumbing Supplier)	Date of Contact	Response from Subcontractor or Supplier

MISSOURI SERVICE-DISABLED VETERAN BUSINESS PREFERENCE FORM

Pursuant to section 34.074, RSMo, a service-disabled veteran business doing business as Missouri firm, corporation, or individual, or that maintains a Missouri office or place of business, shall receive a three-point bonus preference in the contract award process. The bonus preference will be calculated and applied by reducing the bid amount(s) of the eligible service-disabled veteran business by three percent of the apparent low responsive bidder's bid. This reduction is for evaluation purposes only, and will have no impact on the actual amount(s) of the bid or the amount(s) of any contract awarded. In order to be eligible for the service-disabled veteran business preference, the bidder must complete and submit this form with its bid.

Definitions (as provided by Section 34.074, RSMo):

Service-Disabled Veteran: any individual who is disabled as certified by the appropriate federal agency responsible for the administration of veterans' affairs.

Service-Disabled Veteran Business: a business concern:

- a. not less than fifty-one (51) percent of which is owned by one or more service-disabled veterans or, in the case of any publicly owned business, not less than fifty-one (51) percent of the stock of which is owned by one or more service-disabled veterans; and
- b. the management and daily business operations of which are controlled by one or more service-disabled veterans.

In order to receive the preference described above, the bidder must either be registered with the Office of Administration, Office of Equal Opportunity or the Veteran Small Business Administration or provide a copy of the bidder's discharge papers (DD Form 214, Certificate of Release from Active Duty). For ease of evaluation, it is preferred that proof of registration with Division of Purchasing or the VA be provided with this form. Discharge papers are not required if registered with Division of Purchasing or the VA.

By signing below, I certify that I meet the definitions of a service-disabled veteran and a service-disabled veteran business, as defined in Section 34.074, RSMo, and that I am either doing business as a Missouri firm, corporation, or individual; or maintain Missouri offices or places of business at the location(s) listed below.

Service-Disabled Veteran's Name

(Please Print)

Service-Disabled Veteran Business Name

Service-Disabled Veteran's Signature

Missouri Address of Service-Disabled Veteran Business

SECTION 004541 - AFFIDAVIT OF WORK AUTHORIZATION

STATE OF _____)
)
COUNTY OF _____)

On this _____ day of _____, 20_____, before me appeared _____ (Contractor representative), personally known to me or proved to me on the basis of satisfactory evidence to be a person whose name is subscribed to this affidavit, who being by me duly sworn, deposed as follows:

My name is _____ (Contractor representative), and I am of sound mind, capable of making this affidavit, and personally certify the facts herein stated, as required by Section 285.530, RSMo, to enter into any contract agreement with the state to perform any job, task, employment, labor, personal services, or any other activity for which compensation is provided, expected, or due, including but not limited to all activities conducted by business entities:

I am the _____ of _____, and I am duly
title business name
authorized, directed, and/or empowered to act officially and properly on behalf of this business entity.

I hereby affirm and warrant that the aforementioned business entity is enrolled in a federal work authorization program operated by the United States Department of Homeland Security to verify information of newly hired employees, and the aforementioned business entity shall participate in said program with respect to all employees working in connection with the contracted services related to _____ with the Office of Administration, Division of Facilities Management, Design and Construction (FMDC). I have attached documentation to this affidavit to evidence enrollment/participation by the aforementioned business entity in a federal work authorization program, as required by Section 285.530, RSMo.

In addition, I hereby affirm and warrant that the aforementioned business entity does not and shall not knowingly employ, in connection to work under the within state contract agreement with FMDC, an alien who does not have the legal right or authorization under federal law to work in the United States, as defined in 8 U.S.C. § 1324a(h)(3).

I am aware and recognize that, unless certain contract and affidavit conditions are satisfied pursuant to Section 285.530, RSMo, the aforementioned business entity may be held liable under Section 285.525 through 285.559, RSMo, for subcontractors that knowingly employ or continue to employ any unauthorized alien to work within the state of Missouri.

I acknowledge that I am signing this affidavit as a free act and deed of the aforementioned business entity and not under duress.

Affiant Signature

Subscribed and sworn to before me this _____ day of _____, 20____.

Notary Public

My commission expires:

SECTION 004545
ANTI-DISCRIMINATION AGAINST ISRAEL ACT CERTIFICATION

Statutory Requirement: Section 34.600, RSMo, precludes entering into a contract with a company to acquire products and/or services “unless the contract includes a written certification that the company is not currently engaged in and shall not, for the duration of the contract, engage in a boycott of goods or services from the State of Israel; companies doing business in or with Israel or authorized by, licensed by, or organized under the laws of the State of Israel; or persons or entities doing business in the State of Israel.”

Exceptions: The statute provides two exceptions for this certification: 1) “contracts with a total potential value of less than one hundred thousand dollars” or 2) “contractors with fewer than ten employees.” Therefore the following certification is required prior to any contract award.

Section 34.600, RSMo, defines the following terms:

Company - any for-profit or not-for-profit organization, association, corporation, partnership, joint venture, limited partnership, limited liability partnership, limited liability company, or other entity or business association, including all wholly-owned subsidiaries, majority-owned subsidiaries, parent companies, or affiliates of those entities or business associations.

Boycott Israel and Boycott of the State of Israel - engaging in refusals to deal, terminating business activities, or other actions to discriminate against, inflict economic harm, or otherwise limit commercial relations specifically with the State of Israel; companies doing business in or with Israel or authorized by, licensed by, or organized under the laws of the State of Israel; or persons or entities doing business in the State of Israel, that are all intended to support a boycott of the State of Israel. A company’s statement that it is participating in boycotts of the State of Israel; companies doing business in or with Israel or authorized by, licensed by, or organized under the laws of the State of Israel; or persons or entities doing business in the State of Israel, or that it has taken the boycott action at the request, in compliance with, or in furtherance of calls for a boycott of the State of Israel; companies doing business in or with Israel or authorized by, licensed by, or organized under the laws of the State of Israel; or persons or entities doing business in the State of Israel shall be considered to be conclusive evidence that a company is participating in a boycott of the State of Israel; companies doing business in or with Israel or authorized by, licensed by, or organized under the laws of the State of Israel; or persons or entities doing business in the State of Israel; provided, however that a company that has made no such statement may still be considered to be participating in a boycott of the State of Israel; companies doing business in or with Israel or authorized by, licensed by, or organized under the laws of the State of Israel; or persons or entities doing business in the State of Israel if other factors warrant such a conclusion.

Certification: The vendor must therefore certify their current status by completing either Box A, Box B, or Box C on the next page of this Exhibit. (As used herein, “vendor” refers to any contractor or consultant entering into a contract with the Division of Facilities Management, Design and Construction. “Contract” is used generically to include both a contract for construction or agreement for design services.)

- | | |
|---------------|--|
| BOX A: | To be completed by any vendor that <u>does not meet the definition of “company”</u> above, hereinafter referred to as “Non-Company.” |
| BOX B: | To be completed by a vendor that meets the definition of “Company” but has <u>less than ten employees</u> . |
| BOX C: | To be completed by a vendor that <u>meets the definition of “Company”</u> and <u>has ten or more employees</u> . |

EXHIBIT A, continued

BOX A – NON-COMPANY ENTITY

I certify that _____ (Entity Name) currently **DOES NOT MEET** the definition of a company as defined in section 34.600, RSMo, but that if awarded a contract and the entity's business status changes during the life of the contract to become a "company" as defined in section 34.600, RSMo, and the entity has ten or more employees, then, prior to the delivery of any services and/or supplies as a company, the entity agrees to comply with, complete, and return Box C to the Division of Facilities Management, Design and Construction at that time.

Authorized Representative's Name (Please
Print)

Authorized Representative's Signature

Entity Name

Date

BOX B – COMPANY ENTITY WITH LESS THAN TEN EMPLOYEES

I certify that _____ (Company Name) **MEETS** the definition of a company as defined in section 34.600, RSMo, and currently has less than ten employees but that if awarded a contract and if the company increases the number of employees to ten or more during the life of the contract, then said company shall comply with, complete, and return Box C to the Division of Facilities Management, Design and Construction at that time.

Authorized Representative's Name (Please
Print)

Authorized Representative's Signature

Company Name

Date

BOX C – COMPANY ENTITY WITH TEN OR MORE EMPLOYEES

I certify that _____ (Company Name) **MEETS** the definition of a company as defined in section 34.600, RSMo, has ten or more employees, and is not currently engaged in a boycott of goods or services from the State of Israel; companies doing business in or with Israel or authorized by, licensed by, or organized under the laws of the State of Israel; or persons or entities doing business in the State of Israel as defined in section 34.600, RSMo. I further certify that if the company is awarded a contract for the services and/or supplies requested herein said company shall not engage in a boycott of goods or services from the State of Israel; companies doing business in or with Israel or authorized by, licensed by, or organized under the laws of the State of Israel; or persons or entities doing business in the State of Israel as defined in section 34.600, RSMo, for the duration of the contract.

Authorized Representative's Name (Please
Print)

Authorized Representative's Signature

Company Name

Date

CERTIFICATION OF
NON-SEGREGATED FACILITIES

The federally assisted construction contractor certifies that he/she does not maintain or provide for his/her employees any segregated facilities at any of his/her establishments, and that he/she does not permit his/her employees to perform their services at any location, under his/her control, where segregated facilities are maintained. The federally assisted construction contractor certifies further that he/she will not maintain or provide for his/her employees any segregated facilities at any of his/her establishments, and that he/she will not permit his/her employees to perform their services at any location, under his/her control, where segregated facilities are maintained. The federally assisted construction contractor agrees that a breach of this section is a violation of the Equal Opportunity Clause in this contract. As used in this caption, the term "segregated facilities" means any waiting rooms, work areas, restrooms and washrooms, restaurants and other eating areas, timeclocks, locker rooms and other storage or dressing areas, parking lots, drinking fountains, recreation or entertainment areas, transportation, and housing facilities provided for employees which are segregated by explicit directive or are in fact segregated on the basis of race, color, religion, or national of because of habit, local custom, or otherwise. The federally assisted construction contractor agrees that (except where he/she has obtained identical certifications from proposed subcontractors for specific time periods) he/she will obtain identical certifications from proposed subcontractors prior to the award of subcontracts exceeding \$10,000 which are not exempt from the provisions of the Equal Opportunity Clause, and that he/she will retain such certifications in his/her files.

NOTE-. The penalty for making false statements in offers is prescribed in 18 U. S. C. 1001.

Contractor Signature_____

Typed Name & Title _____ Date_____

U.S. Department of the Interior

Certifications Regarding Debarment, Suspension and Other Responsibility Matters, Drug-Free Workplace Requirements and Lobbying

Persons signing this form should refer to the regulations referenced below for complete instructions:

Certification Regarding Debarment, Suspension, and Other Responsibility Matters - Primary Covered Transactions - **The prospective primary participant further agrees by submitting this proposal that it will include the clause titled, "Certification Regarding Debarment, Suspension, Ineligibility and Voluntary Exclusion - Lower Tier Covered Transaction," provided by the department or agency entering into this covered transaction, without modification, in all lower tier covered transactions and in all solicitations for lower tier covered transactions.** See below for language to be used or use this form certification and sign. (See Appendix A of Subpart D of 43 CFR Part 12.)

Certification Regarding Debarment, Suspension, Ineligibility and Voluntary Exclusion - Lower Tier Covered Transactions - (See Appendix B of Subpart D of 43 CFR Part 12.)

Certification Regarding Drug-Free Workplace Requirements - Alternate I. (Grantees Other Than Individuals) and Alternate II. (Grantees Who are Individuals) - (See Appendix C of Subpart D of 43 CFR Part 12)

Signature on this form provides for compliance with certification requirements under 43 CFR Parts 12 and 18. The certifications shall be treated as a material representation of fact upon which reliance will be placed when the Department of the Interior determines to award the covered transaction, grant, cooperative agreement or loan.

PART A: Certification Regarding Debarment, Suspension, and Other Responsibility Matters- Primary Covered Transactions

CHECK ____ IF THIS CERTIFICATION IS FOR A PRIMARY COVERED TRANSACTION AND IS APPLICABLE.

- (1) The prospective primary participant certifies to the best of its knowledge and belief, that it and its principals:
 - (a) Are not presently debarred, suspended, proposed for debarment, declared ineligible, or voluntarily excluded by any Federal department or agency;
 - (b) Have not within a three-year period preceding this proposal been convicted of or had a civil judgment rendered against them for commission of fraud or a criminal offense in connection with obtaining, attempting to obtain, or performing a public (Federal, State or local) transaction or contract under a public transaction; violation of Federal or State antitrust statutes or commission of embezzlement, theft, forgery, bribery, falsification or destruction of records, making false statements, or receiving stolen property;
 - (c) Are not presently indicted for or otherwise criminally or civilly charged by a governmental entity (Federal, State or local) with commission of any of the offenses enumerated in paragraph (1)(b) of this certification; and
 - (d) Have not within a three-year period preceding this application/proposal had one or more public transactions (Federal, State or local) terminated for cause or default.
- (2) Where the prospective primary participant is unable to certify to any of the statements in this certification, such prospective participant shall attach an explanation to this proposal.

PART B: Certification Regarding Debarment, Suspension, Ineligibility and Voluntary Exclusion - Lower Tier Covered Transactions

CHECK ____ IF THIS CERTIFICATION IS FOR A LOWER TIER COVERED TRANSACTION AND IS APPLICABLE.

- (1) The prospective lower tier participant certifies, by submission of this proposal, that neither it nor its principals is presently debarred, suspended, proposed for debarment, declared ineligible, or voluntarily excluded from participation in this transaction by any Federal department or agency.
- (2) Where the prospective lower tier participant is unable to certify to any of the statements in this certification, such prospective participant shall attach an explanation to this proposal.

PART C: Certification Regarding Drug-Free Workplace Requirements

CHECK___IF THIS CERTIFICATION IS FOR AN APPLICANT WHO IS NOT AN INDIVIDUAL.

Alternate I. (Grantees Other Than Individuals)

A. The grantee certifies that it will or continue to provide a drug-free workplace by:

- (a) Publishing a statement notifying employees that the unlawful manufacture, distribution, dispensing, possession, or use of a controlled substance is prohibited in the grantee's workplace and specifying the actions that will be taken against employees for violation of such prohibition;
- (b) Establishing an ongoing drug-free awareness program to inform employees about--
 - (1) The dangers of drug abuse in the workplace;
 - (2) The grantee's policy of maintaining a drug-free workplace;
 - (3) Any available drug counseling, rehabilitation, and employee assistance programs; and
 - (4) The penalties that may be imposed upon employees for drug abuse violations occurring in the workplace;
- (c) Making it a requirement that each employee to be engaged in the performance of the grant be given a copy of the statement required by paragraph (a);
- (d) Notifying the employee in the statement required by paragraph (a) that, as a condition of employment under the grant, the employee will --
 - (1) Abide by the terms of the statement; and
 - (2) Notify the employer in writing of his or her conviction for a violation of a criminal drug statute occurring in the workplace no later than five calendar days after such conviction;
- (e) Notifying the agency in writing, within ten calendar days after receiving notice under subparagraph (d)(2) from an employee or otherwise receiving actual notice of such conviction. Employers of convicted employees must provide notice, including position title, to every grant officer on whose grant activity the convicted employee was working, unless the Federal agency has designated a central point for the receipt of such notices. Notice shall include the identification number(s) of each affected grant;
- (f) Taking one of the following actions, within 30 calendar days of receiving notice under subparagraph (d)(2), with respect to any employee who is so convicted --
 - (1) Taking appropriate personnel action against such an employee, up to and including termination, consistent with the requirements of the Rehabilitation Act of 1973, as amended; or
 - (2) Requiring such employee to participate satisfactorily in a drug abuse assistance or rehabilitation program approved for such purposes by a Federal, State, or local health, law enforcement, or other appropriate agency;
- (g) Making a good faith effort to continue to maintain a drug-free workplace through implementation of paragraphs (a) (b), (c), (d), (e) and (f).

B. The grantee may insert in the space provided below the site(s) for the performance of work done in connection with the specific grant:

Place of Performance (Street address, city, county, state, zip code)

Check___if there are workplaces on files that are not identified here.

PART D: Certification Regarding Drug-Free Workplace Requirements

CHECK___IF THIS CERTIFICATION IS FOR AN APPLICANT WHO IS AN INDIVIDUAL.

Alternate II. (Grantees Who Are Individuals)

- (a) The grantee certifies that, as a condition of the grant, he or she will not engage in the unlawful manufacture, distribution, dispensing, possession, or use of a controlled substance in conducting any activity with the grant;
- (b) If convicted of a criminal drug offense resulting from a violation occurring during the conduct of any grant activity, he or she will report the conviction, in writing, within 10 calendar days of the conviction, to the grant officer or other designee, unless the Federal agency designates a central point for the receipt of such notices. When notice is made to such a central point, it shall include the identification number(s) of each affected grant.

PART E: Certification Regarding Lobbying
Certification for Contracts, Grants, Loans, and Cooperative Agreements

*CHECK ___ IF CERTIFICATION IS FOR THE AWARD OF ANY OF THE FOLLOWING AND
THE AMOUNT EXCEEDS \$100,000: A FEDERAL GRANT OR COOPERATIVE AGREEMENT;
SUBCONTRACT, OR SUBGRANT UNDER THE GRANT OR COOPERATIVE AGREEMENT.*

*CHECK ___ IF CERTIFICATION FOR THE AWARD OF A FEDERAL
LOAN EXCEEDING THE AMOUNT OF \$150,000, OR A SUBGRANT OR
SUBCONTRACT EXCEEDING \$100,000, UNDER THE LOAN.*

The undersigned certifies, to the best of his or her knowledge and belief, that:

- (1) No Federal appropriated funds have been paid or will be paid, by or on behalf of the undersigned, to any person for influencing or attempting to influence an officer or employee of an agency, a Member of Congress, and officer or employee of Congress, or an employee of a Member of Congress in connection with the awarding of any Federal contract, the making of any Federal grant, the making of any Federal loan, the entering into of any cooperative agreement, and the extension, continuation, renewal, amendment, or modification of any Federal contract, grant, loan, or cooperative agreement.
- (2) If any funds other than Federal appropriated funds have been paid or will be paid to any person for influencing or attempting to influence an officer or employee of any agency, a Member of Congress, an officer or employee of Congress, or an employee of a Member of Congress in connection with this Federal contract, grant, loan, or cooperative agreement, the undersigned shall complete and submit Standard Form-LLL, "Disclosure Form to Report Lobbying," in accordance with its instructions.
- (3) The undersigned shall require that the language of this certification be included in the award documents for all subawards at all tiers (including subcontracts, subgrants, and contracts under grants, loans, and cooperative agreements) and that all subrecipients shall certify accordingly.

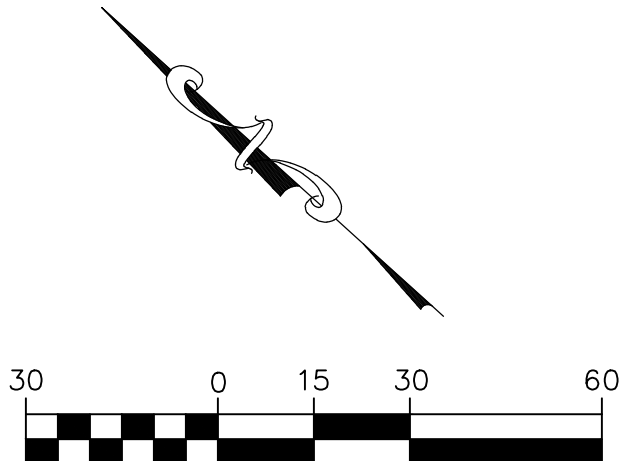
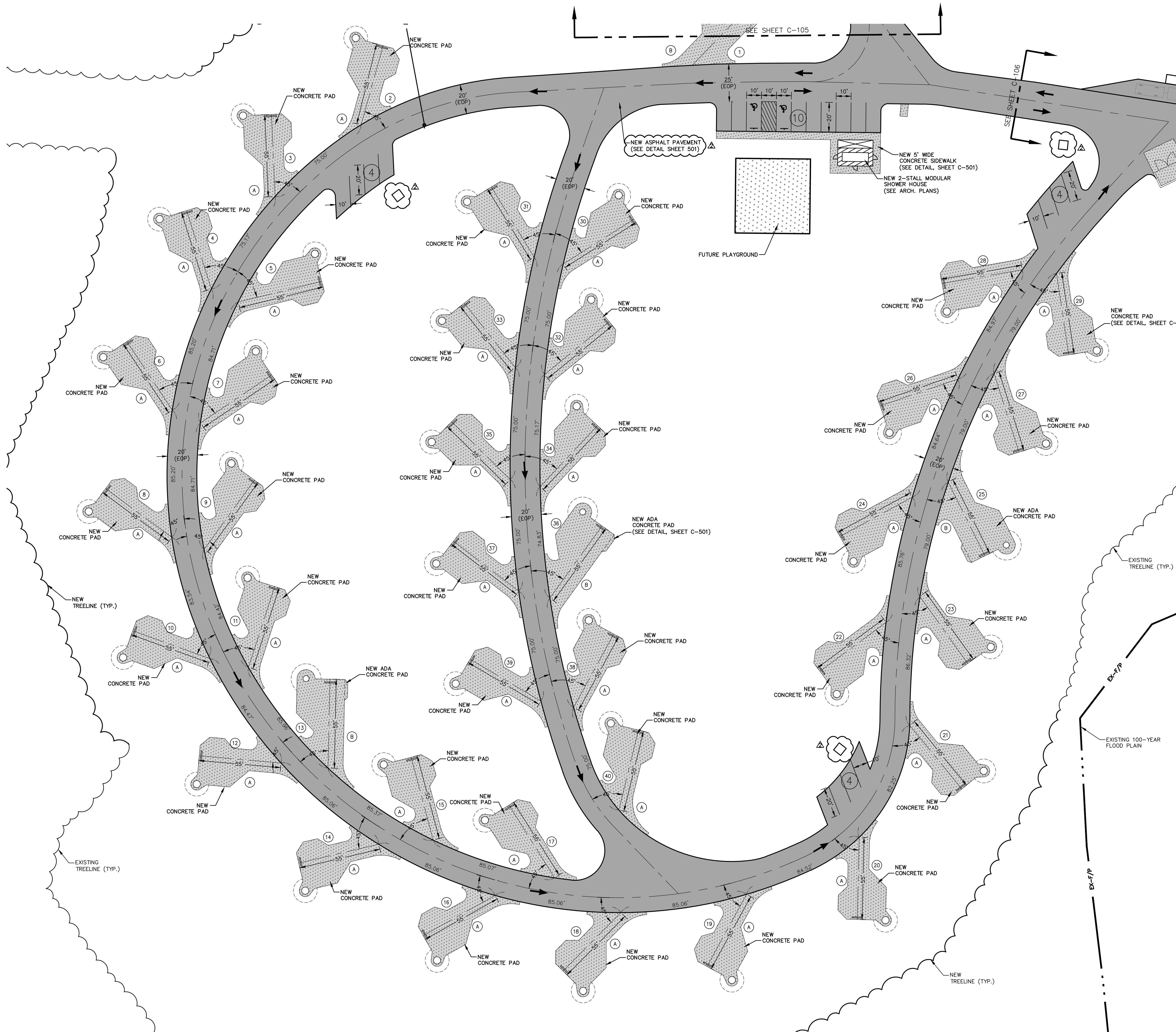
This certification is a material representation of fact upon which reliance was placed when this transaction was made or entered into. Submission of this certification is a prerequisite for making or entering into this transaction imposed by Section 1352, title 31, U.S. Code. Any person who fails to file the required certification shall be subject to a civil penalty of not less than \$10,000 and not more than \$100,000 for each such failure.

As the authorized certifying official, I hereby certify that the above specified certifications are true.

SIGNATURE OF AUTHORIZED CERTIFYING OFFICIAL

TYPED NAME AND TITLE

DATE



LEGEND	
EXISTING	PROPOSED
PROPERTY LINE	PROPERTY LINE
RIGHT-OF-WAY	RIGHT-OF-WAY
FLOOD PLANE	FLOOD PLANE
CENTERLINE	CENTERLINE
ASPHALT PAVEMENT	ASPHALT PAVEMENT
CONCRETE PAVEMENT	CONCRETE PAVEMENT

SITE LEGEND

- (A) STALL STYLE A - BACK-IN STANDARD
(B) STALL STYLE B - ADA BACK-IN STANDARD

NOTE: ALL TREE CLEARING SHALL OCCUR BETWEEN NOVEMBER 1ST AND MARCH 31ST.

STATE OF MISSOURI
MICHAEL L. PARSON,
GOVERNOR



636-584-0540 (tel.)
636-584-0512 (fax)
mail@ochran.com
Civil Engineering
Land Surveying
Architecture
Site Development
General Consulting
Master Planning



Missouri State Certificate
of Authority Numbers:
Survey : 000350
Engineering : 001655
Architecture : 2002014240

OFFICE OF ADMINISTRATION
DIVISION OF FACILITIES
MANAGEMENT,
DESIGN AND CONSTRUCTION

DEPARTMENT OF
NATURAL RESOURCES
MISSOURI STATE PARKS

NEW PREMIUM 63 SITE
LOOP CAMPGROUND

ST. FRANCOIS STATE PARK
8920 US-67N
BONNE TERRE, MO 63628

PROJECT # X2317-01
SITE # 5216
ASSET # 7815216025

REVISION: ADDENDUM #2
DATE: 08/27/2025
REVISION: _____
DATE: _____
REVISION: _____
DATE: _____
ISSUE DATE: 03/28/2025

CAD DWG FILE: X2317-SP-104
DRAWN BY: LJR
CHECKED BY: ERR
DESIGNED BY: ERR

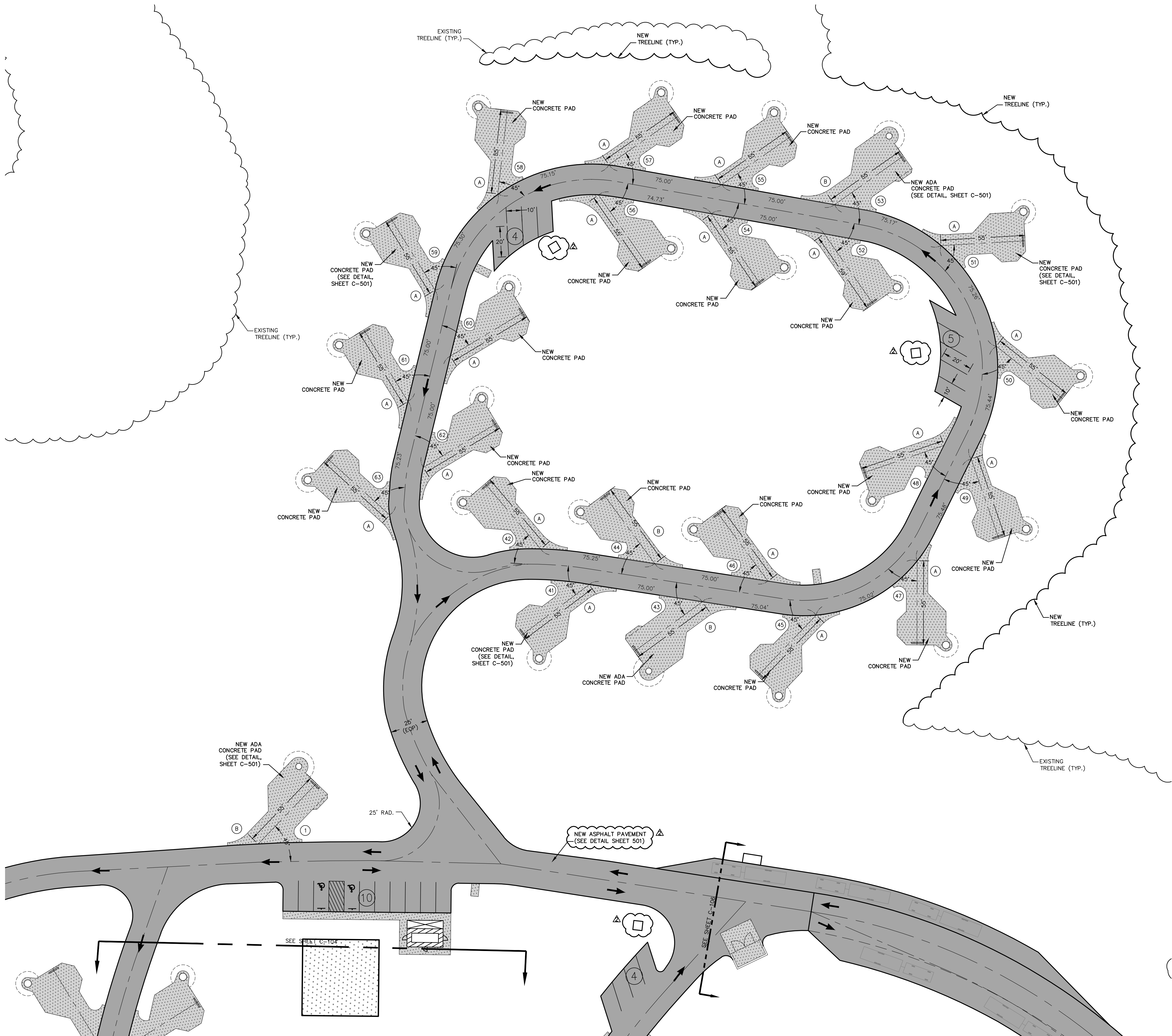
SHEET TITLE:

SITE
PLAN

SHEET NUMBER:

C-104

5 OF 56 SHEETS
03/28/2025



MARCH, 2025

LEGEND	
EXISTING	PROPOSED
PROPERTY LINE	PROPERTY LINE
RIGHT-OF-WAY	RIGHT-OF-WAY
CENTERLINE	CENTERLINE
ASPHALT PAVEMENT	ASPHALT PAVEMENT
CONCRETE PAVEMENT	CONCRETE PAVEMENT

SITE LEGEND

A STALL STYLE A - BACK-IN STANDARD
B STALL STYLE B - ADA BACK-IN STANDARD

NOTE: ALL TREE CLEARING SHALL OCCUR BETWEEN NOVEMBER 1ST AND MARCH 31ST.

STATE OF MISSOURI
MICHAEL L. PARSON,
GOVERNOR



636-584-0540 (tel.)
636-584-0512 (fax)
mail@cochraneng.com

Dr.
Union, Missouri 63084

COCHRAN

Civil Engineering
Land Surveying
Architecture
Site Development
General Consulting
Master Planning

Missouri State Certificate
of Authority Numbers:
Survey : 000350
Engineering : 001655
Architecture : 2002014240

OFFICE OF ADMINISTRATION
DIVISION OF FACILITIES
MANAGEMENT,
DESIGN AND CONSTRUCTION

DEPARTMENT OF
NATURAL RESOURCES
MISSOURI STATE PARKS

NEW PREMIUM 63 SITE
LOOP CAMPGROUND

ST. FRANCOIS STATE PARK
8920 US-67N
BONNE TERRE, MO 63628

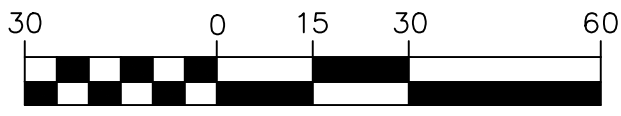

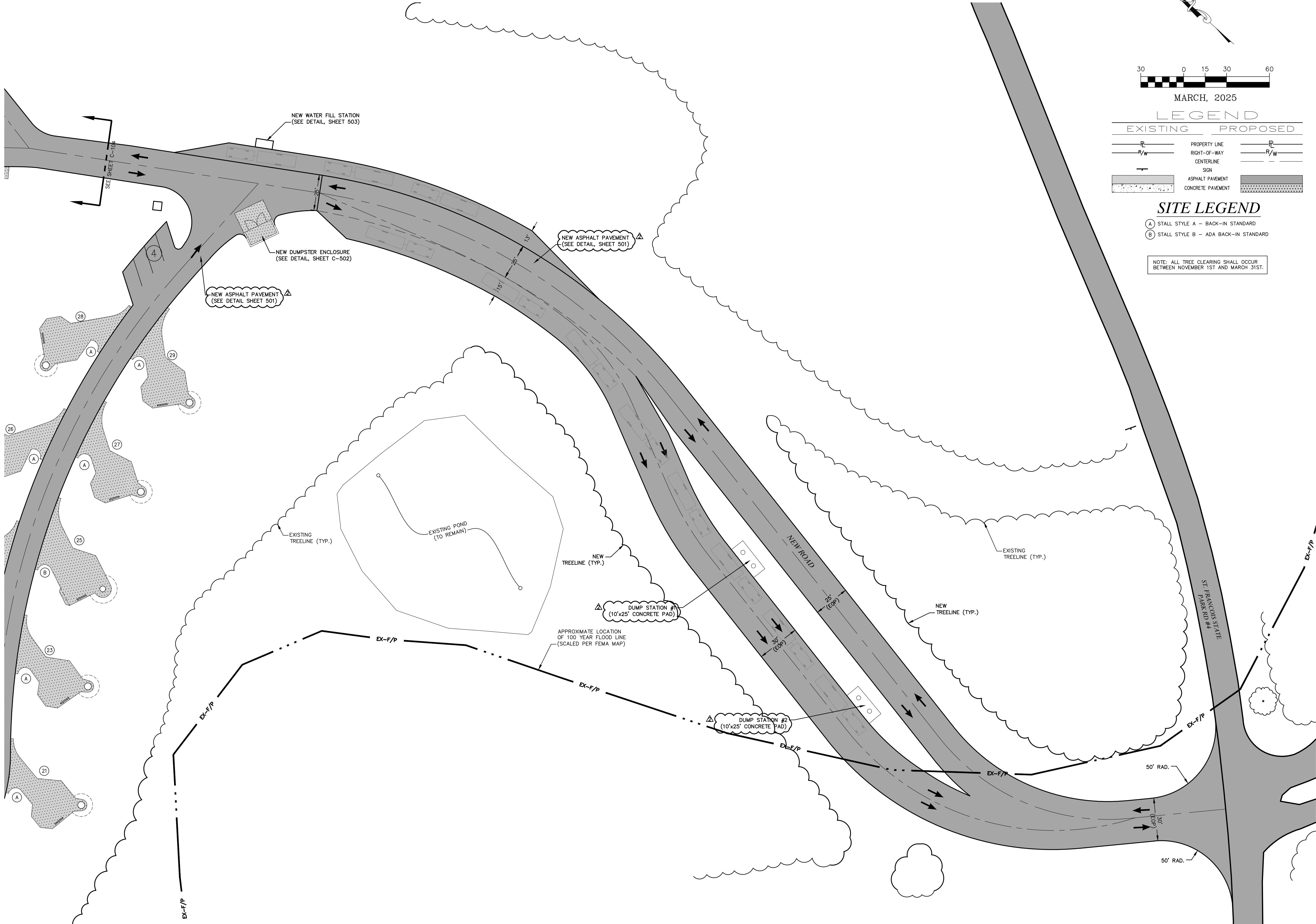
PROJECT # X2317-01
SITE # 5216
ASSET # 7815216025

REVISION: ADDENDUM #2
DATE: 08/27/2025
REVISION: _____
DATE: _____
REVISION: _____
DATE: _____
ISSUE DATE: 03/28/2025

CAD DWG FILE: X2317-SP-105
DRAWN BY: LJR
CHECKED BY: ERR
DESIGNED BY: ERR

SHEET TITLE:
SITE
PLAN

SHEET NUMBER:
C-105
6 OF 56 SHEETS
03/28/2025



MARCH, 2025

LEGEND

EXISTING	PROPOSED
PROPERTY LINE	PROPERTY LINE
RIGHT-OF-WAY	RIGHT-OF-WAY
CENTERLINE	CENTERLINE
SIGN	SIGN
ASPHALT PAVEMENT	ASPHALT PAVEMENT
CONCRETE PAVEMENT	CONCRETE PAVEMENT

SITE LEGEND

- (A) STALL STYLE A - BACK-IN STANDARD
(B) STALL STYLE B - ADA BACK-IN STANDARD

NOTE: ALL TREE CLEARING SHALL OCCUR BETWEEN NOVEMBER 1ST AND MARCH 31ST.

STATE OF MISSOURI
MICHAEL L. PARSON,
GOVERNOR



636-584-0540 (tel.)
636-584-0512 (fax)
mail@cochraneng.com
Cochran Engineering
Civil Engineering
Land Surveying
Architecture
Site Development
General Consulting
Master Planning



Missouri State Certificate
of Authority Numbers:
Survey : 000350
Engineering : 001655
Architecture : 2002014240

OFFICE OF ADMINISTRATION
DIVISION OF FACILITIES
MANAGEMENT,
DESIGN AND CONSTRUCTION

DEPARTMENT OF
NATURAL RESOURCES
MISSOURI STATE PARKS

NEW PREMIUM 63 SITE
LOOP CAMPGROUND

ST. FRANCOIS STATE PARK
8920 US-67N
BONNE TERRE, MO 63628

PROJECT # X2317-01
SITE # 5216
ASSET # 7815216025

REVISION: ADDENDUM #2
DATE: 08/27/2025
REVISION: _____
DATE: _____
REVISION: _____
DATE: _____
ISSUE DATE: 03/28/2025

CAD DWG FILE: X2317-SP-106
DRAWN BY: TJR
CHECKED BY: ERR
DESIGNED BY: ERR

SHEET TITLE:

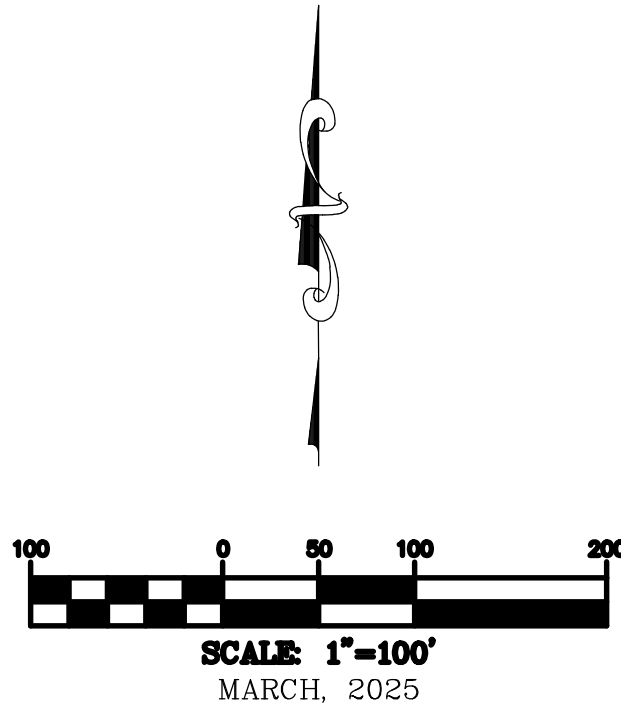
SITE
PLAN

SHEET NUMBER:

C-106

7 OF 56 SHEETS
03/28/2025

OVERALL UTILITY PLAN

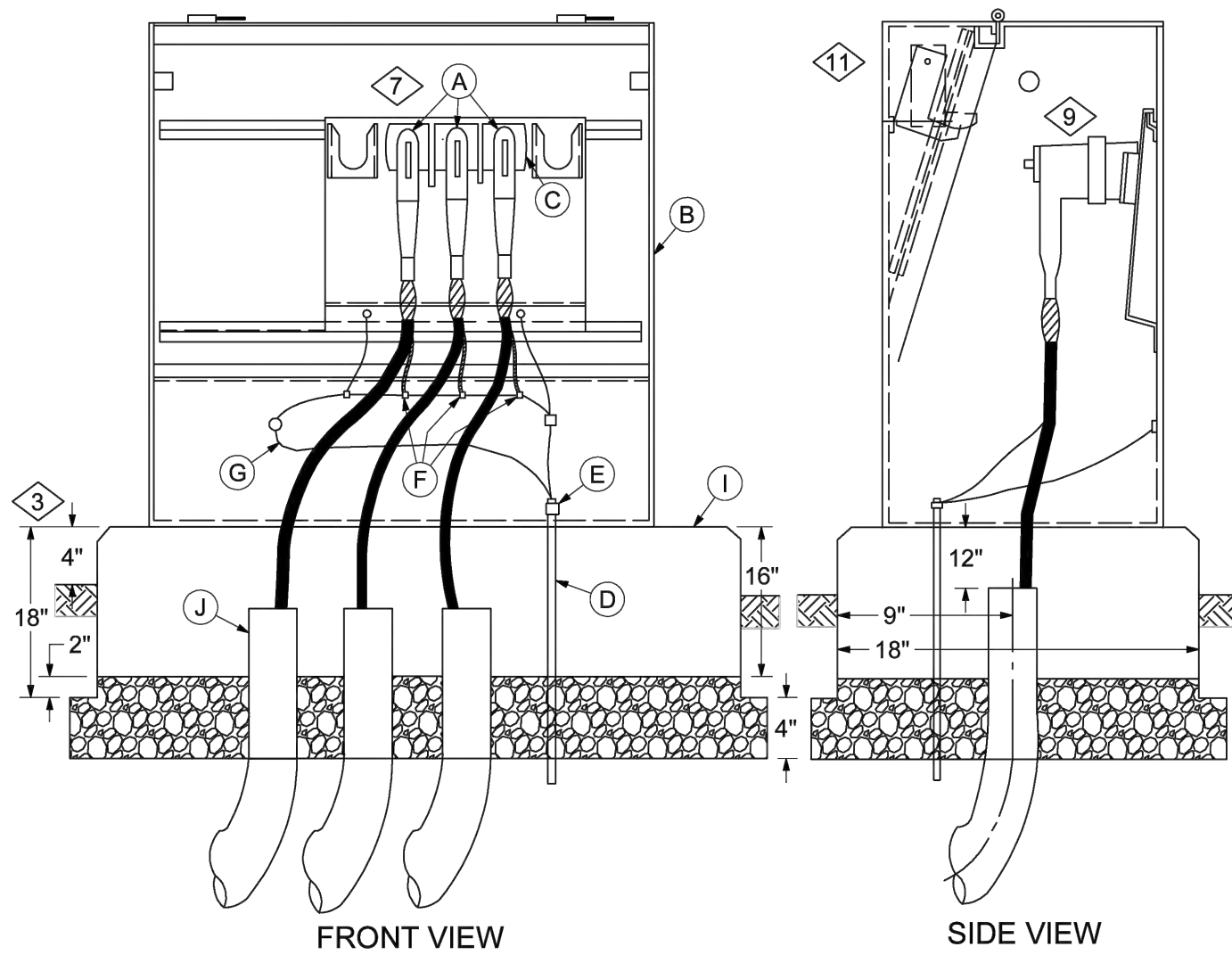


① NEW TRANSFORMER PAD
(AMEREN WILL PROVIDE PAD
CONTRACTOR WILL INSTALL PAD)



UG PRIMARY EQUIPMENT
Primary Pedestal Single Phase
2-3-4 Way 200A Loadbreak

51 11 06 **
5kV, 15kV
1 of 2



- CONSTRUCTION NOTE(s):
1. An initial depth of 18" shall be excavated and all loose soil shall be removed or tamped. The length and width of the hole should be sized to allow a minimum of 6" of clearance on all sides.
 2. To install the 36" radius bends, an increase in the initial excavation depth will be required. After the bends have been installed, crushed stone screening shall be placed and tamped to the level shown.
 3. The final depth should be adjusted to provide 4" of exposed ground sleeve pad at final grade.
 4. Stabilize the ground sleeve pad over the conduits before backfilling so that there will be no shifting. Provide 12" of space between the load bearing surface of the ground sleeve pad and the end of each conduits.
 5. To further stabilize the ground sleeve pad and the bends, place additional screening inside the ground sleeve pad and hand tamp in place.
 6. Backfill with loose material, DO NOT backfill next to the ground sleeve pad with chunks of material or rocks. Pack loose backfill by foot tamping and do not tamp excessively close to the ground sleeve pad sides.

DISTRIBUTION
CONSTRUCTION STANDARDS

REV	DATE	ENG	DESCRIPTION
16	01/01/23	JMW	Converted to new format
18	08/14/17	JMW	

STATE OF MISSOURI
MICHAEL L. PARSON,
GOVERNOR



636-584-0540 (tel.)
636-584-0512 (fax)
636-584-0512 (cell)
636-584-0512 (home)
636-584-0512 (office)
636-584-0512 (mobile)
636-584-0512 (work)
636-584-0512 (cell)
636-584-0512 (home)
636-584-0512 (office)
636-584-0512 (mobile)
636-584-0512 (work)



Missouri State Certificate
of Authority Numbers:
Survey : 000350
Engineering : 001655
Architecture : 2002014240

OFFICE OF ADMINISTRATION
DIVISION OF FACILITIES
MANAGEMENT,
DESIGN AND CONSTRUCTION

DEPARTMENT OF
NATURAL RESOURCES
MISSOURI STATE PARKS

NEW PREMIUM 63 SITE
LOOP CAMPGROUND

ST. FRANCOIS STATE PARK
8920 US-67N
BONNE TERRE, MO 63628

PROJECT # X2317-01
SITE # 5216
ASSET # 7815216025

REVISION: **ADDENDUM #2**
DATE: 08/27/2025
REVISION: _____
DATE: _____
REVISION: _____
DATE: _____
ISSUE DATE: 03/28/2025

CAD DWG FILE: X2317-UP-107
DRAWN BY: JNP
CHECKED BY: ERR
DESIGNED BY: ERR

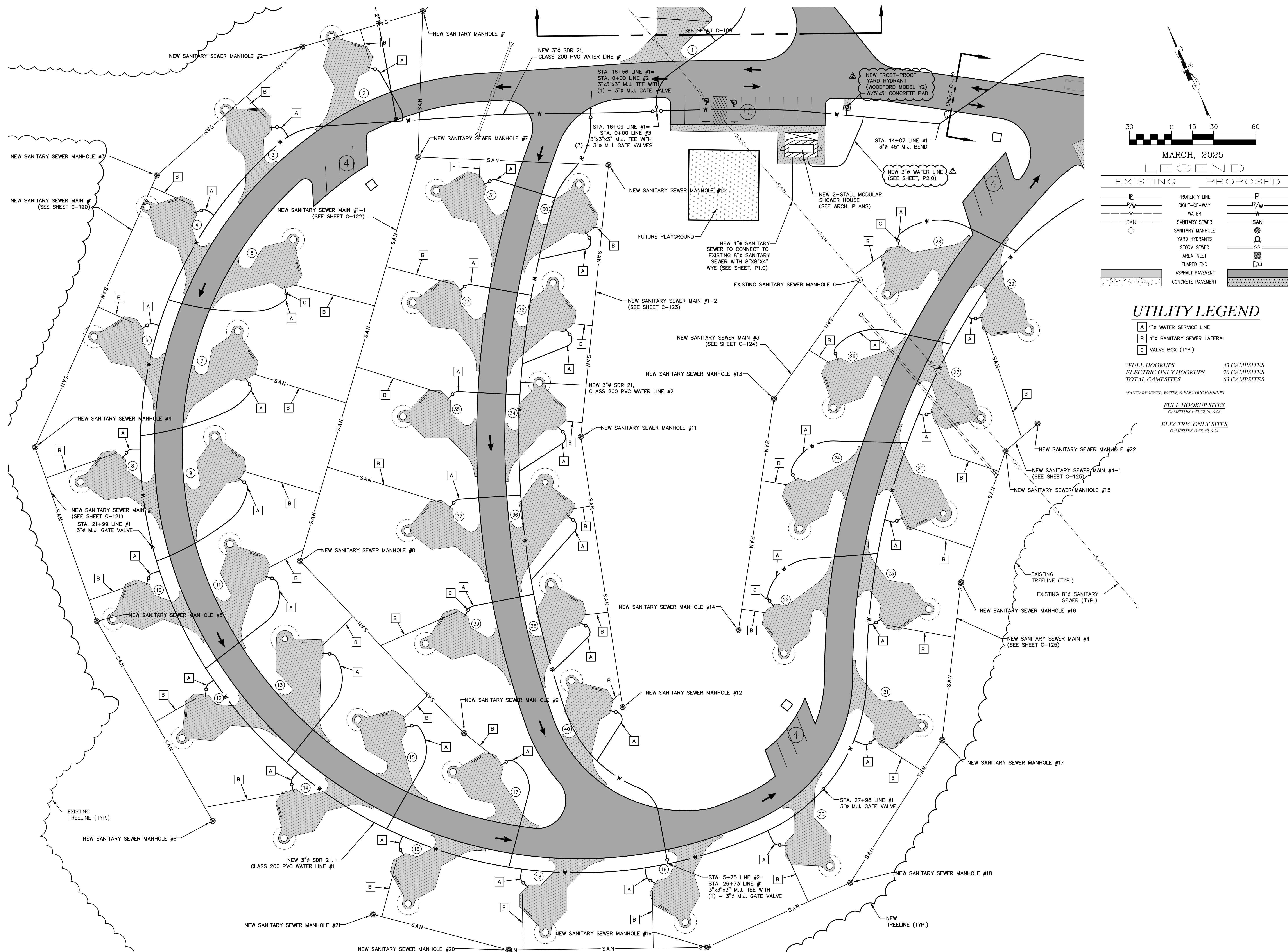
SHEET TITLE:

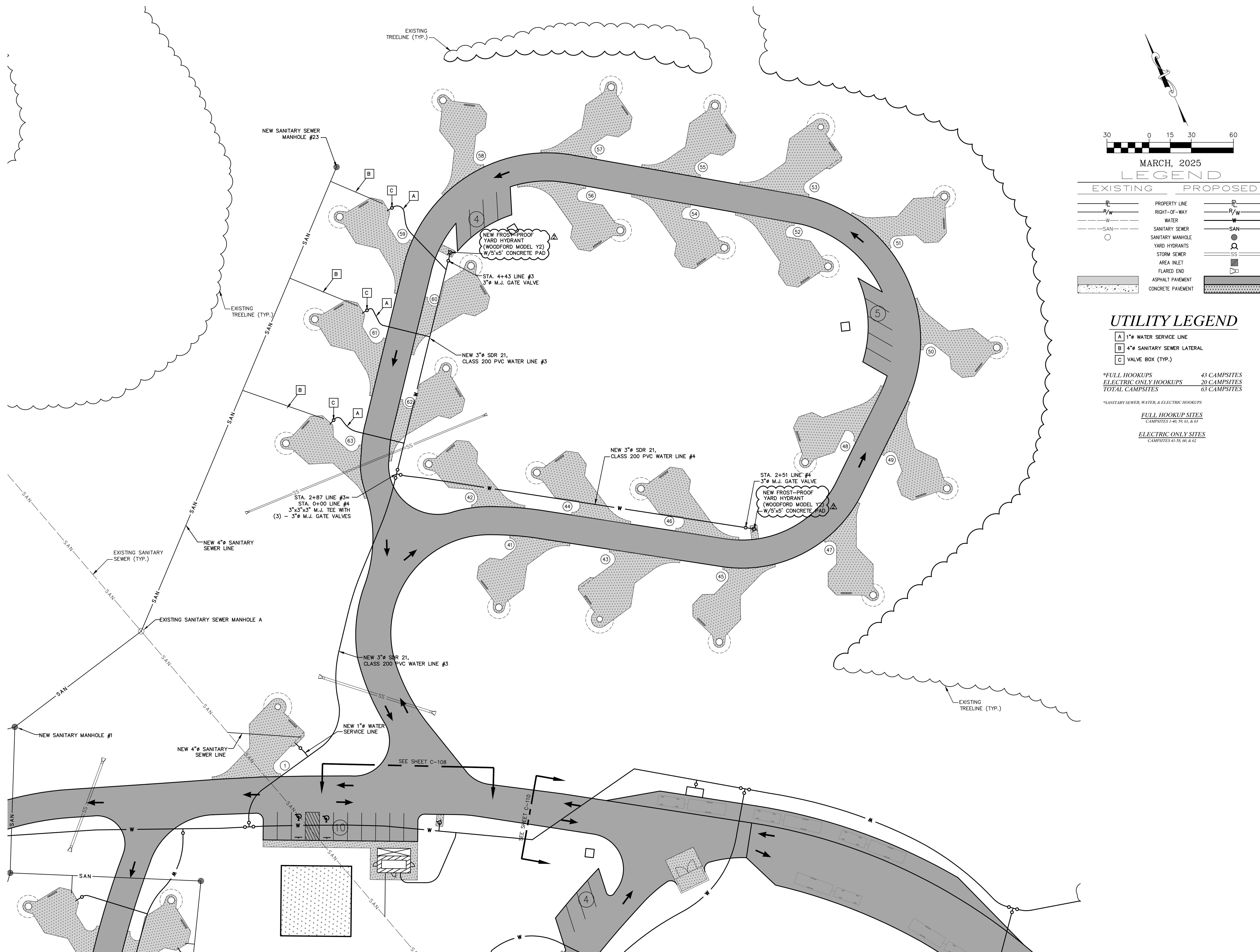
OVERALL
UTILITY PLAN

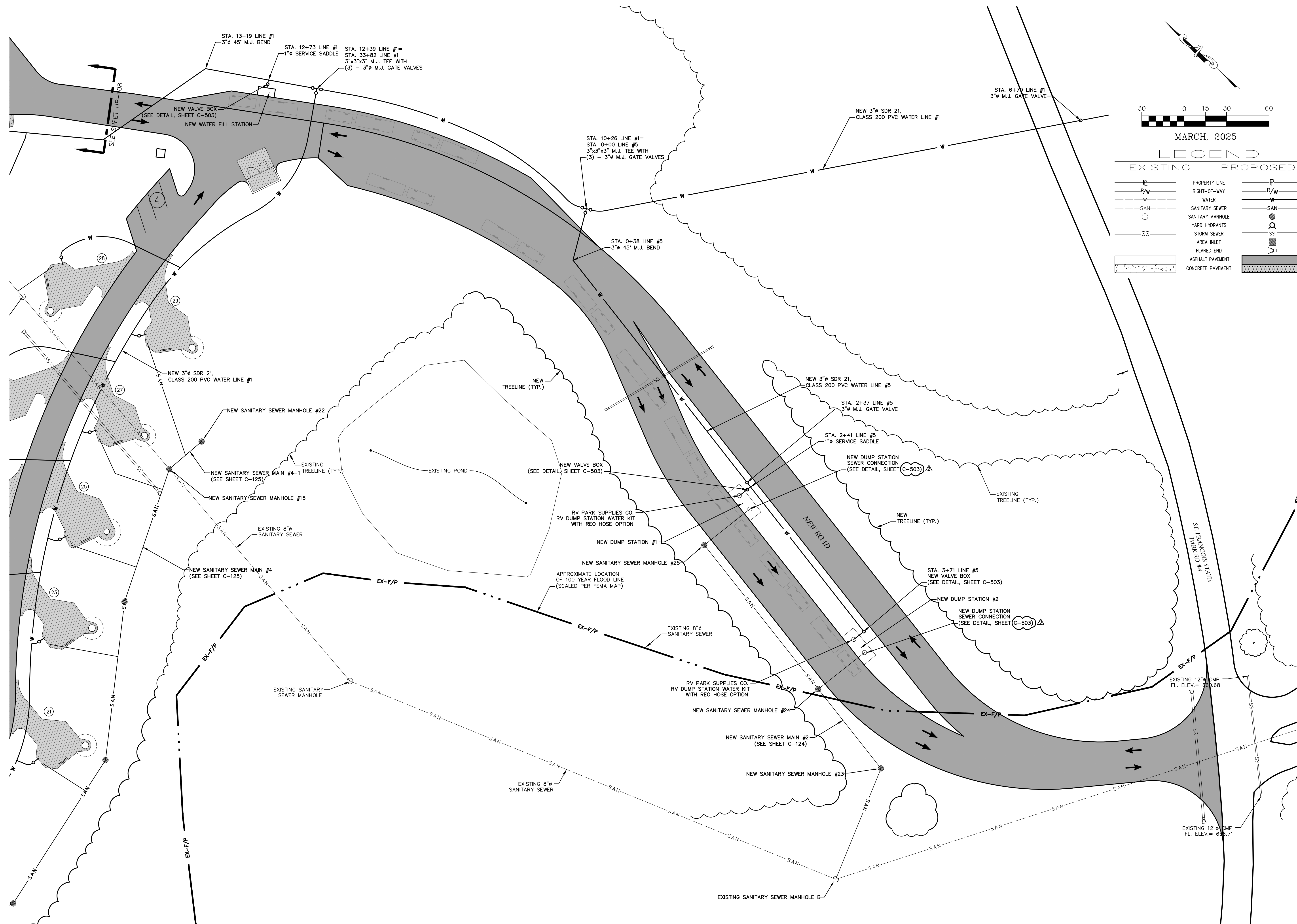
SHEET NUMBER:

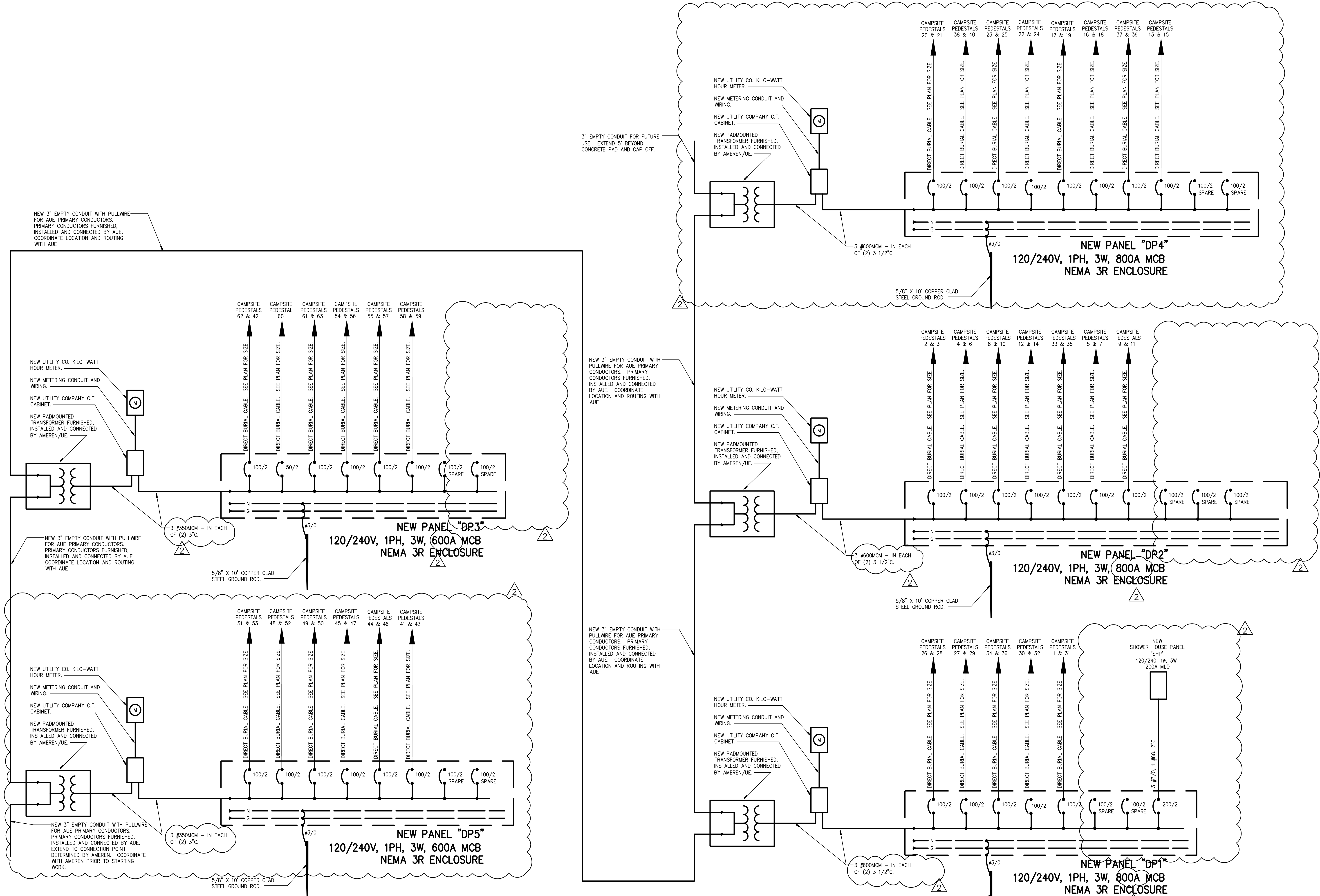
C-107

8 OF 56 SHEETS
03/28/2025










A ONE LINE DIAGRAM
NO SCALE



03/28/25

CASE
Engineering Inc.

T 636.349.1600
F 636.349.1730
796 Merus Court
St. Louis, MO 63026
CERTIFICATE OF AUTHORITY NO. 001498

OFFICE OF ADMINISTRATION
DIVISION OF FACILITIES
MANAGEMENT,
DESIGN AND CONSTRUCTION

DEPARTMENT OF
NATURAL RESOURCES
MISSOURI STATE PARKS

NEW 63 SITE
LOOP CAMPGROUND

ST. FRANCOIS STATE PARK
8920 US-67N

ST.FRANCOIS COUNTY, MISSOURI

PROJECT # X2317-01
SITE # 5216
ASSET # 7815216025

REVISION: A ADDENDUM #2
DATE: 08/27/2025
REVISION: _____
DATE: _____
REVISION: _____
DATE: _____
ISSUE DATE: 03/28/2025

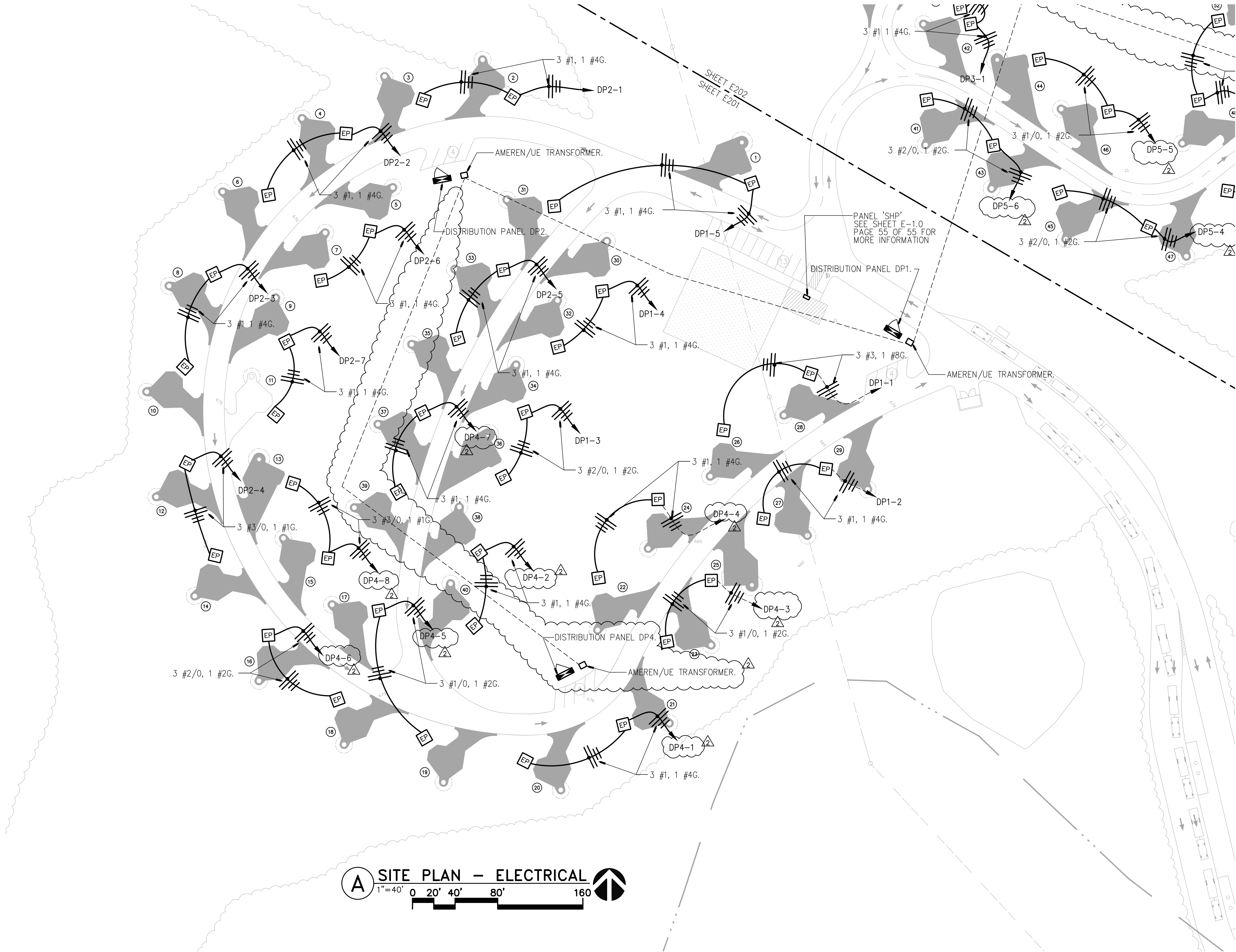
CAD DWG FILE: COC-MO-16-23
DRAWN BY: BDW
CHECKED BY: DRC
DESIGNED BY: BDW

SHEET TITLE:
**ELECTRICAL
DETAILS**

SHEET NUMBER:

E102

36 OF 56 SHEETS
03/28/2025



A SITE PLAN – ELECTRICAL
1"=40' 0 20' 40' 80' 160

STATE OF MISSOURI
MICHAEL L. PARSON,
GOVERNOR



03/28/25

CASE
Engineering Inc.

T 636.349.1600
F 636.349.1730
796 Merus Court
St. Louis, MO 63026
CERTIFICATE OF AUTHORITY NO. 001498

OFFICE OF ADMINISTRATION
DIVISION OF FACILITIES
MANAGEMENT,
DESIGN AND CONSTRUCTION

DEPARTMENT OF
NATURAL RESOURCES
MISSOURI STATE PARKS

NEW 63 SITE
LOOP CAMPGROUND

ST. FRANCOIS STATE PARK
8920 US-67N
ST.FRANCOIS COUNTY, MISSOURI

PROJECT # X2317-01
SITE # 5216
ASSET # 7815216025

REVISION: **ADDENDUM #2**
DATE: 08/27/2025
REVISION: _____
DATE: _____
REVISION: _____
DATE: _____
ISSUE DATE: 03/28/2025


CAD DWG FILE: COC-MO-16-23
DRAWN BY: BDW
CHECKED BY: DRC
DESIGNED BY: BDW

SHEET TITLE:
**ELECTRICAL
SITE PLAN**

SHEET NUMBER:

E201

37 OF 56 SHEETS
03/28/2025



03/28/25

CASE
Engineering Inc.

T 636.349.1600
F 636.349.1730
796 Merus Court
St. Louis, MO 63026
CERTIFICATE OF AUTHORITY NO. 001498

OFFICE OF ADMINISTRATION
DIVISION OF FACILITIES
MANAGEMENT,
DESIGN AND CONSTRUCTION

DEPARTMENT OF
NATURAL RESOURCES
MISSOURI STATE PARKS

NEW 63 SITE
LOOP CAMPGROUND

ST. FRANCOIS STATE PARK
8920 US-67N
ST.FRANCOIS COUNTY, MISSOURI

PROJECT # X2317-01
SITE # 5216
ASSET # 7815216025

REVISION: ADDENDUM #2
DATE: 08/27/2025
REVISION: _____
DATE: _____
REVISION: _____
DATE: _____
ISSUE DATE: 03/28/2025

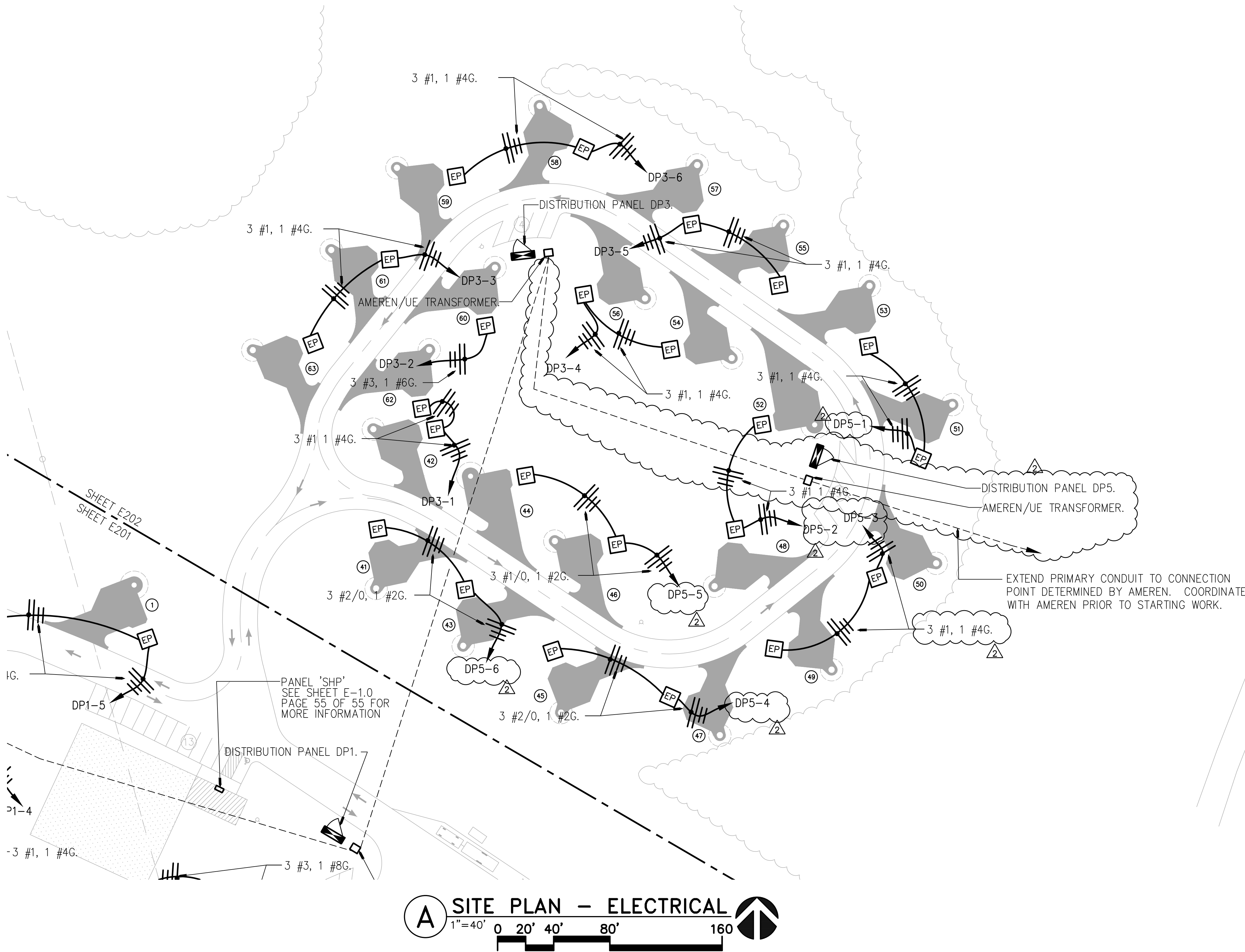
CAD DWG FILE: COC-MO-16-23
DRAWN BY: BDW
CHECKED BY: DRC
DESIGNED BY: BDW

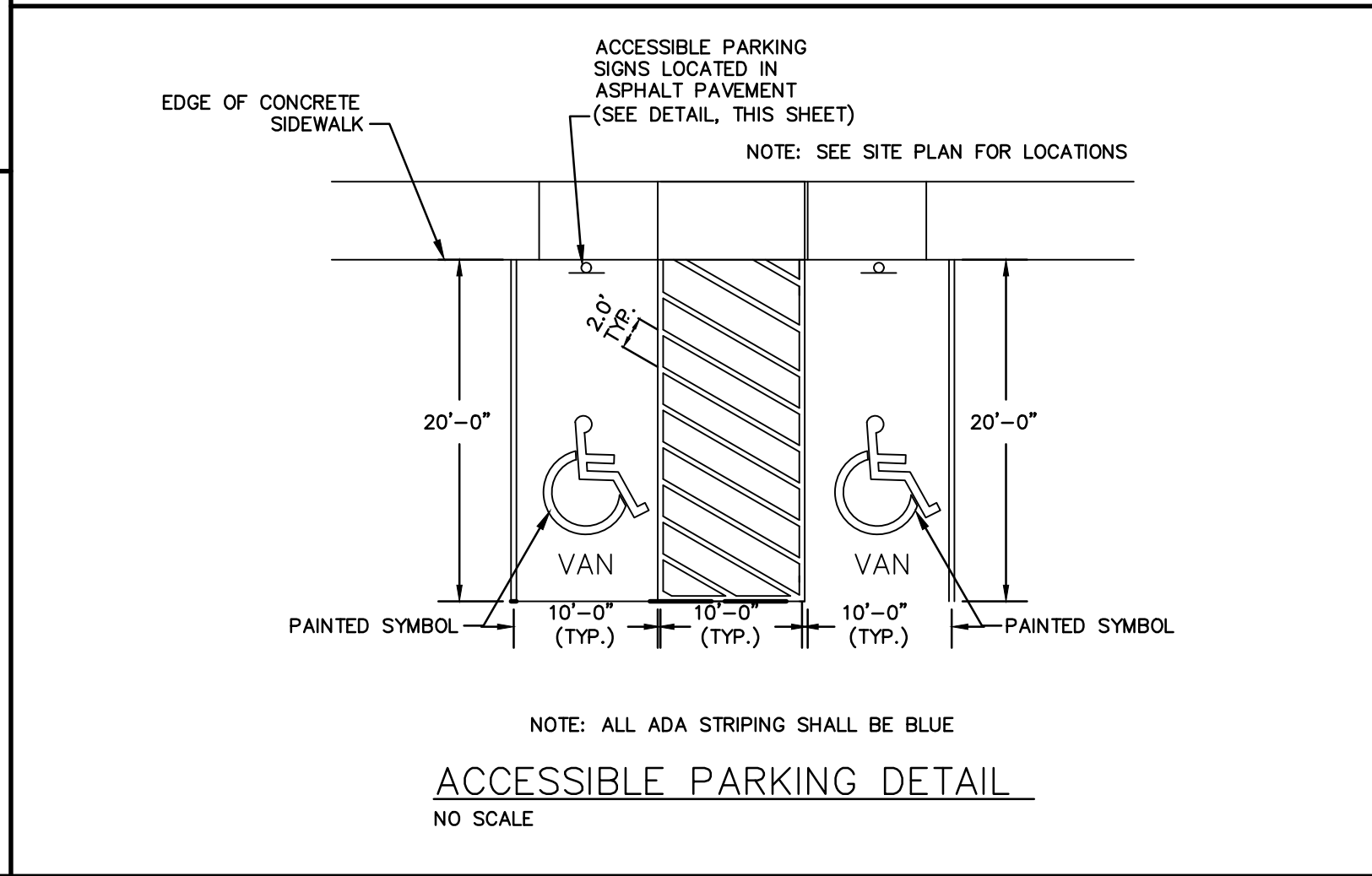
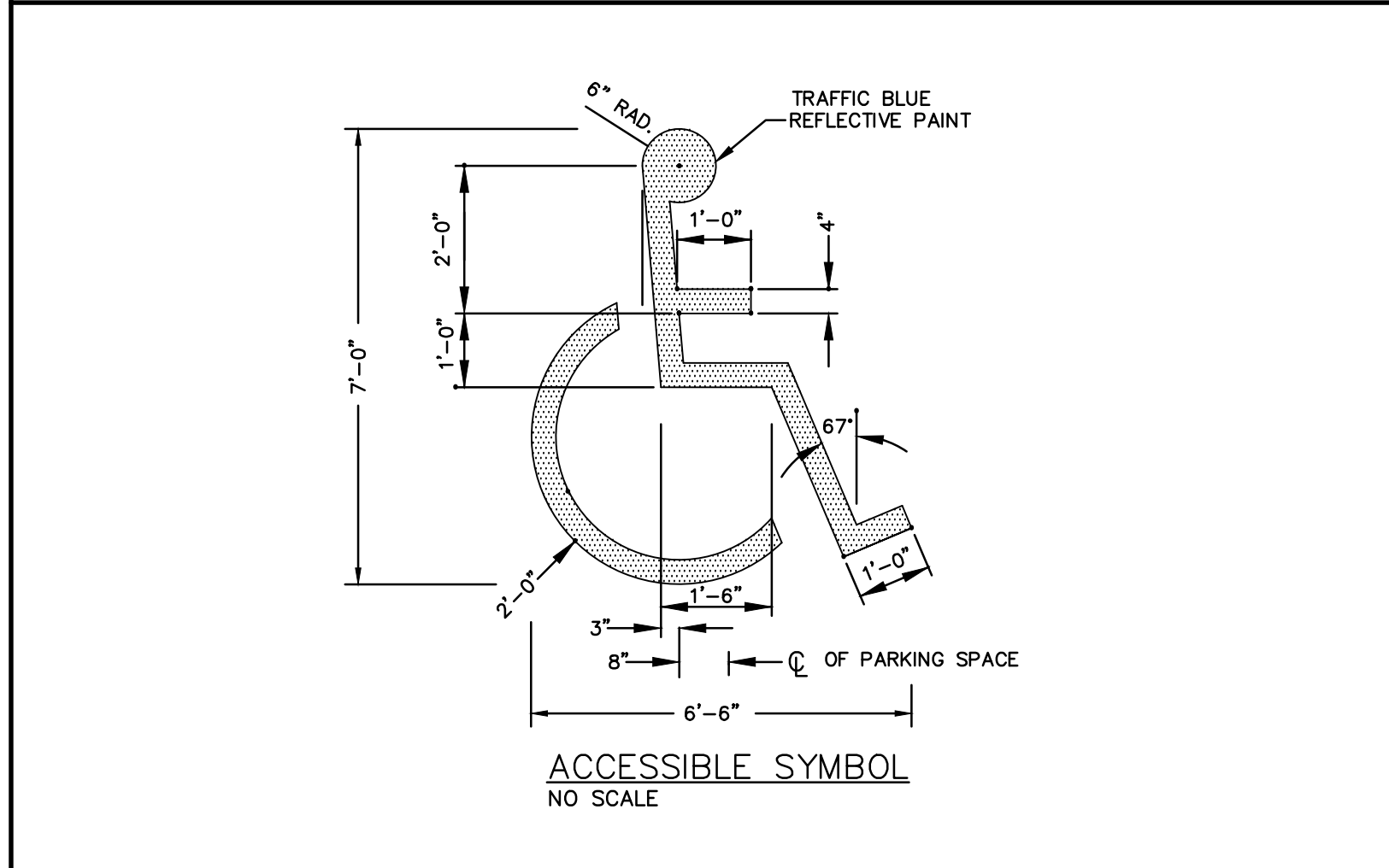
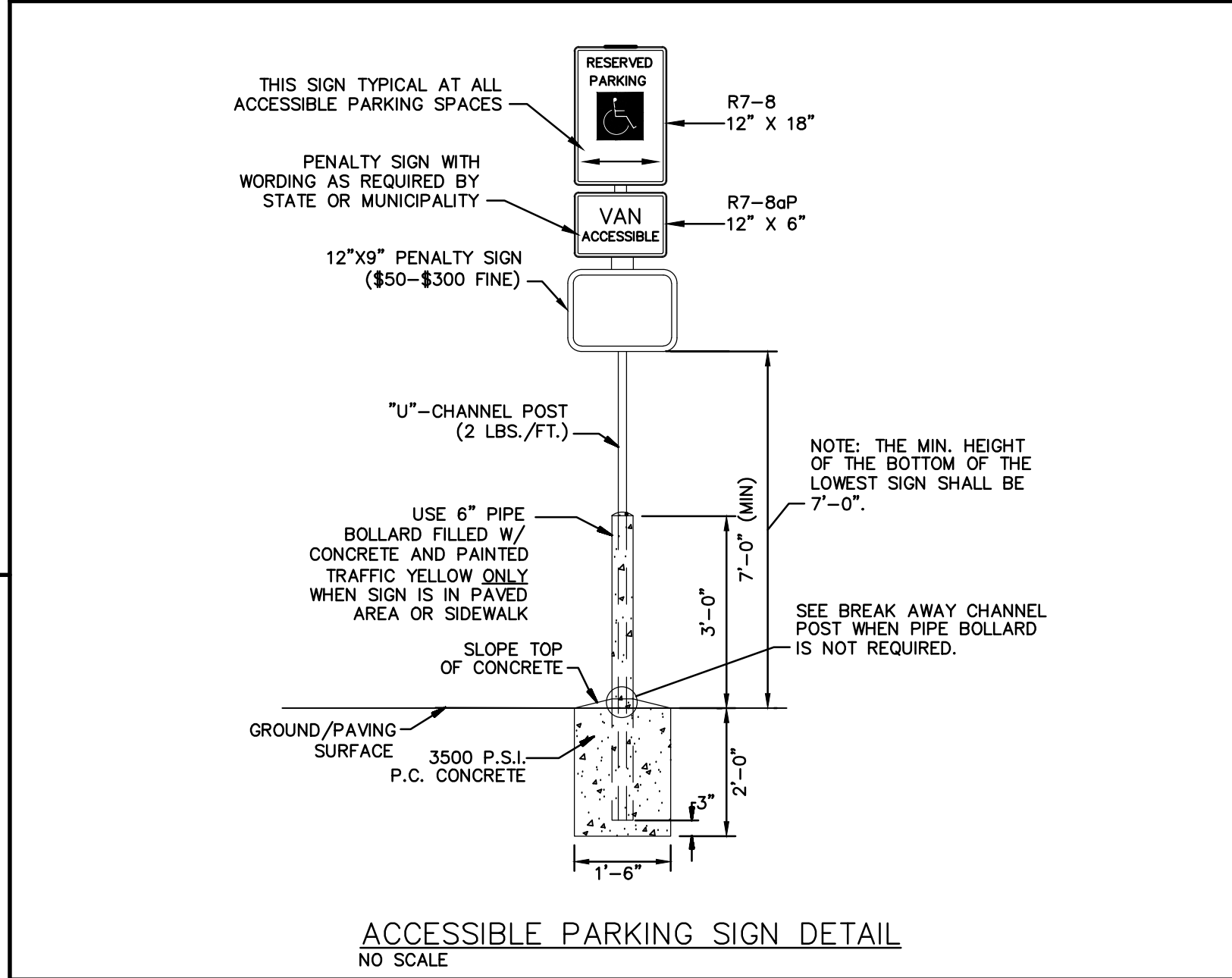
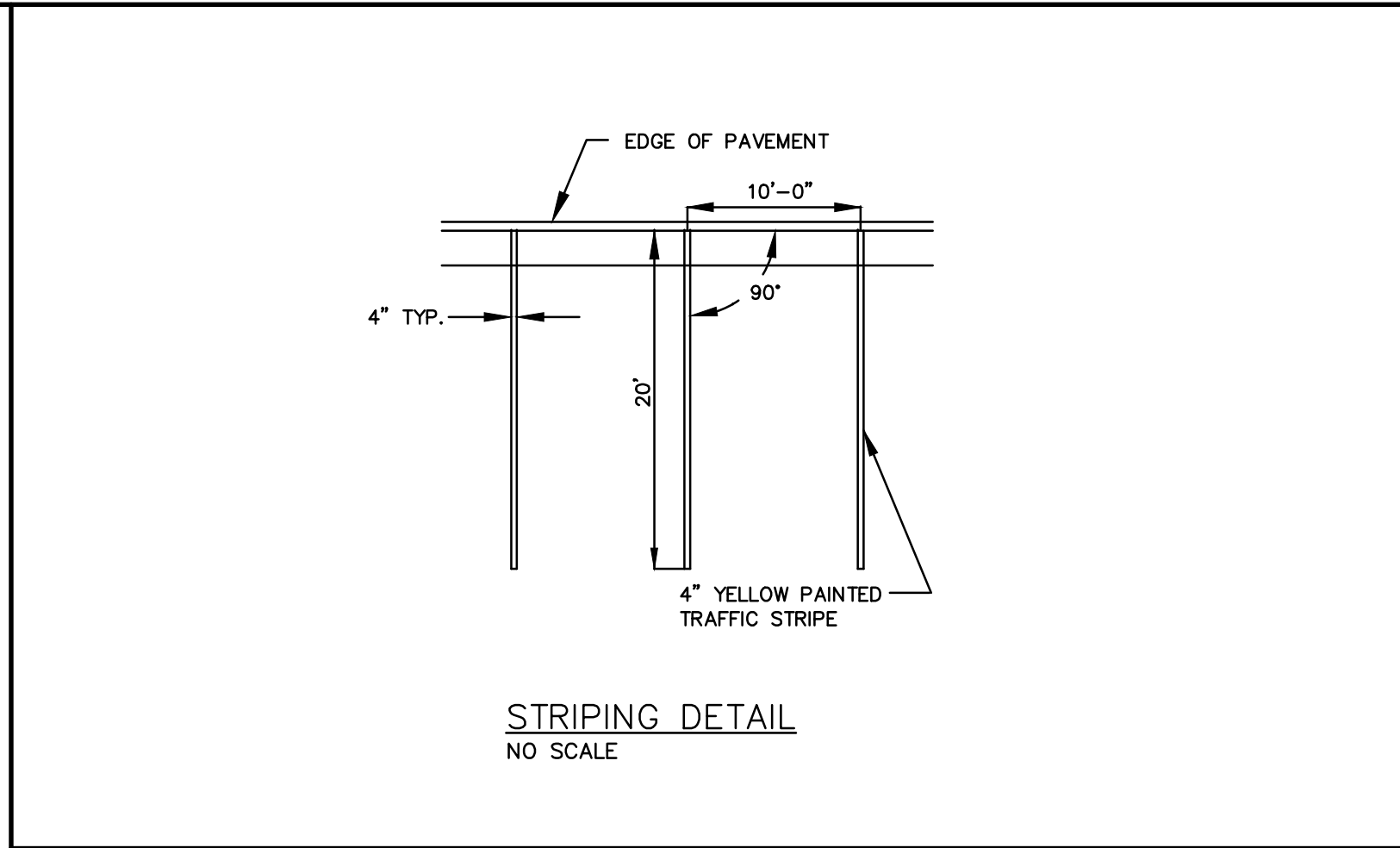
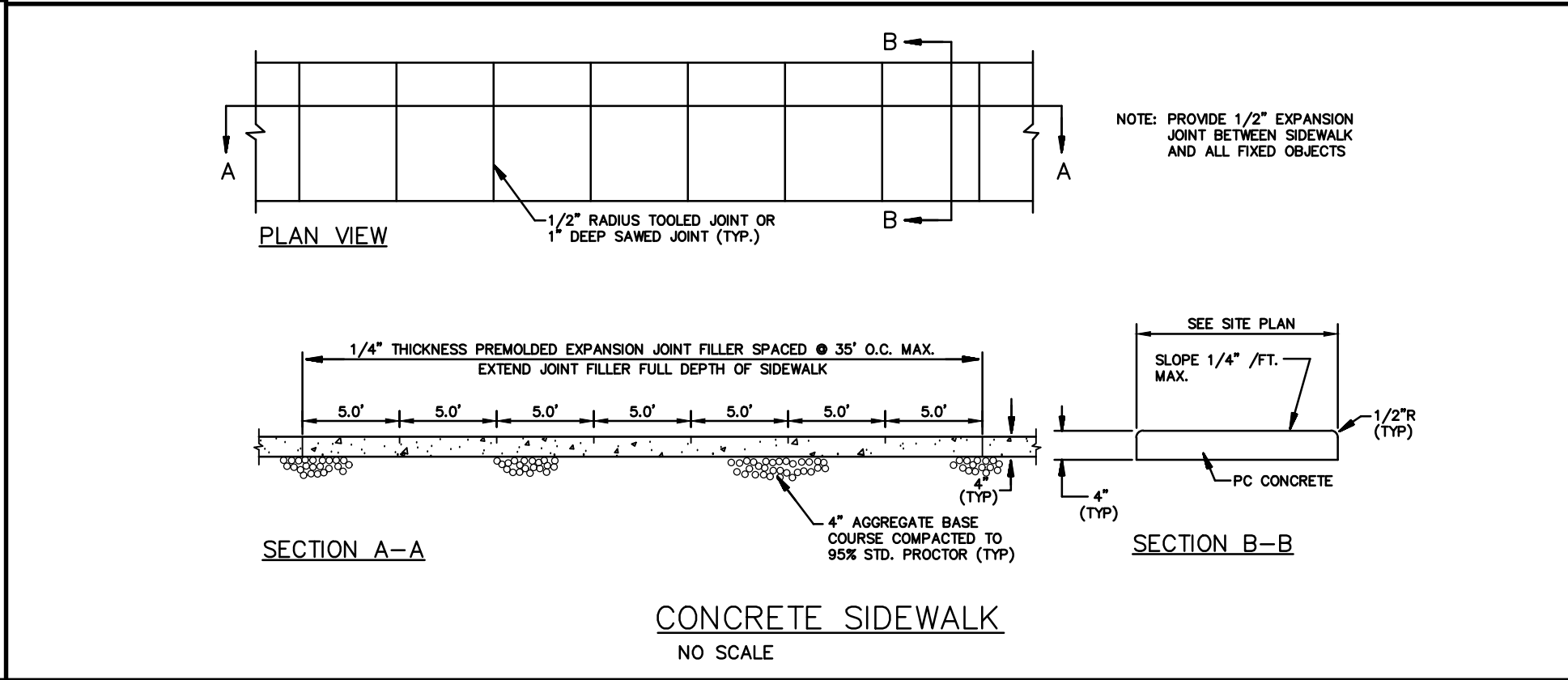
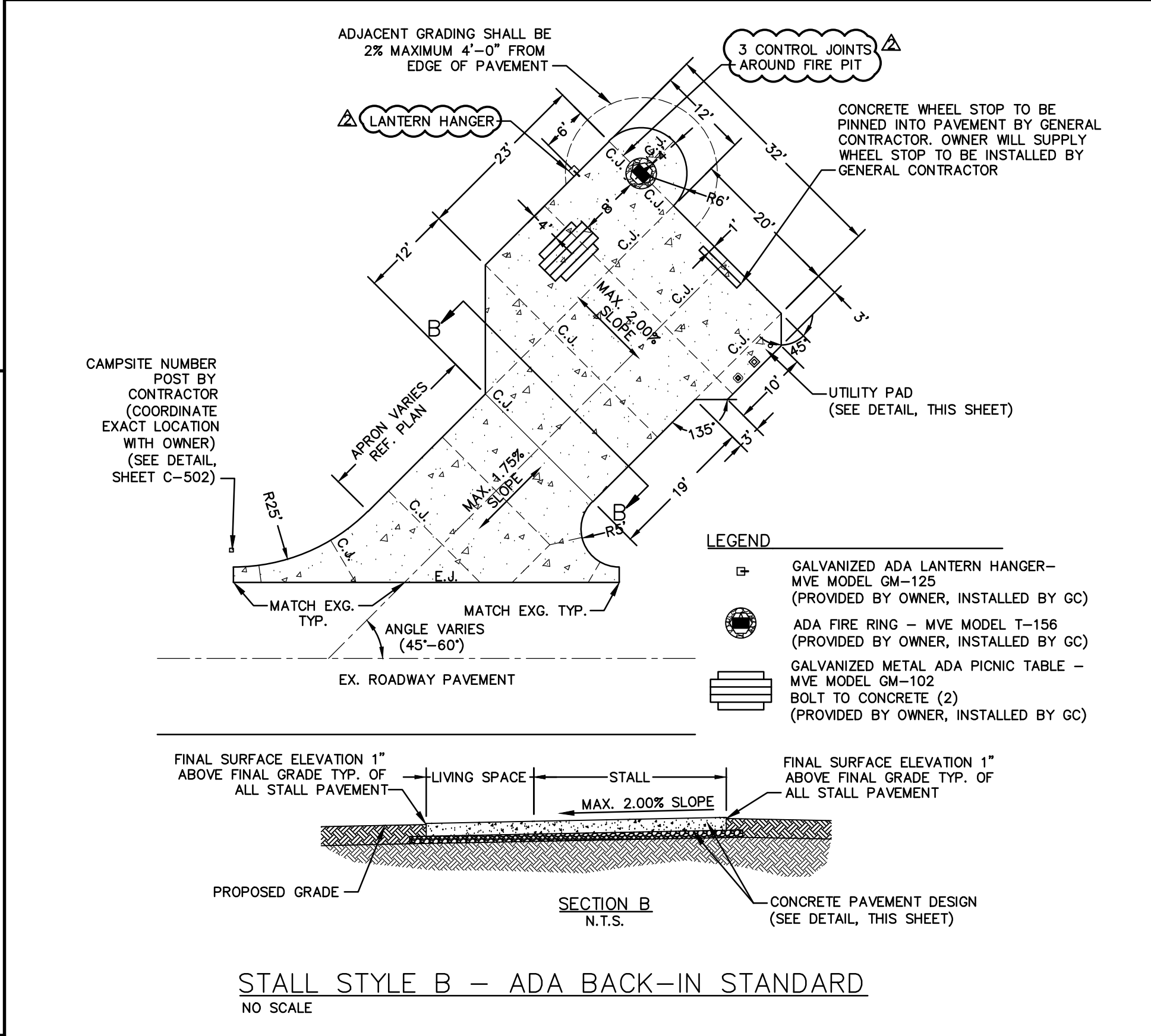
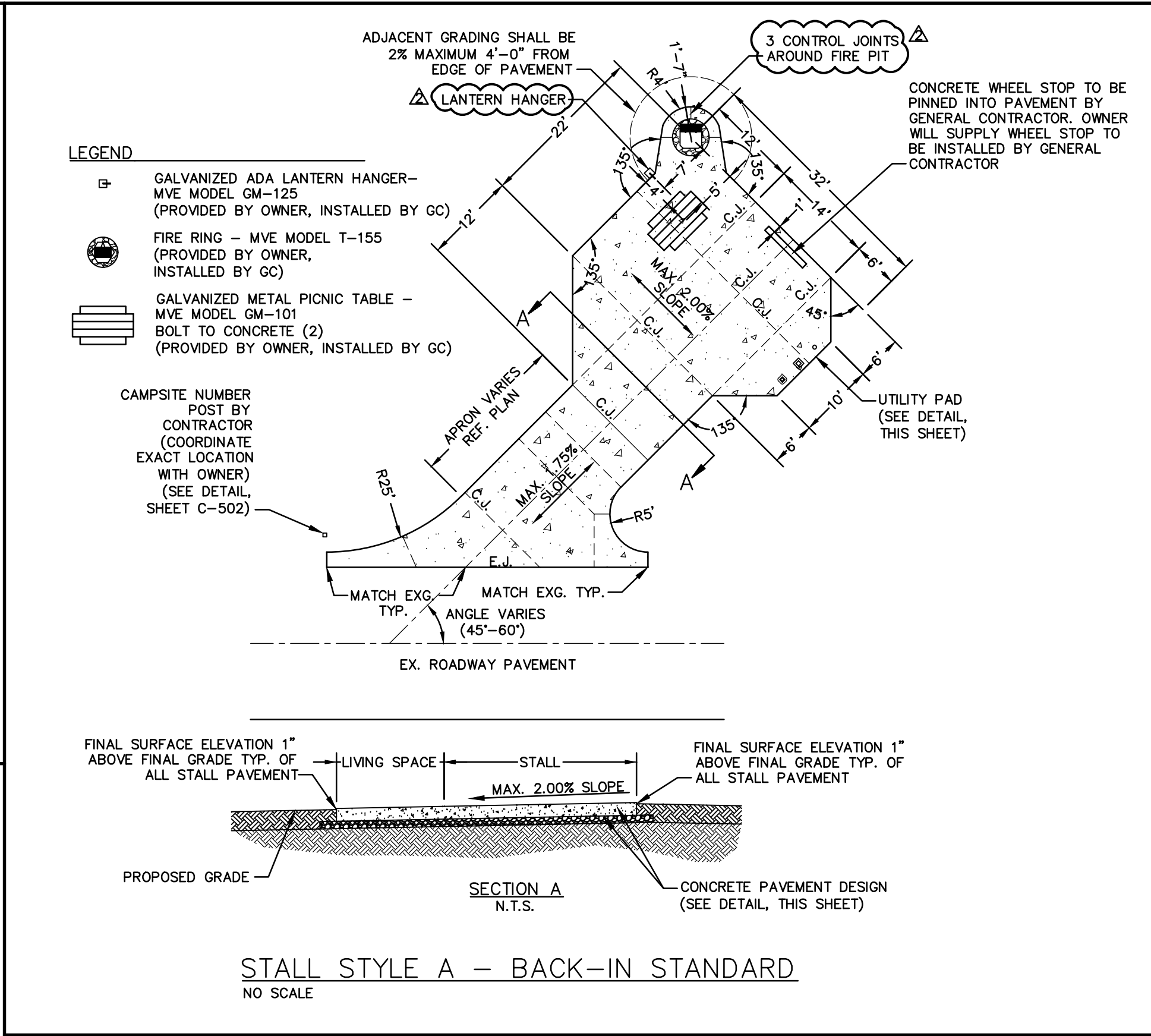
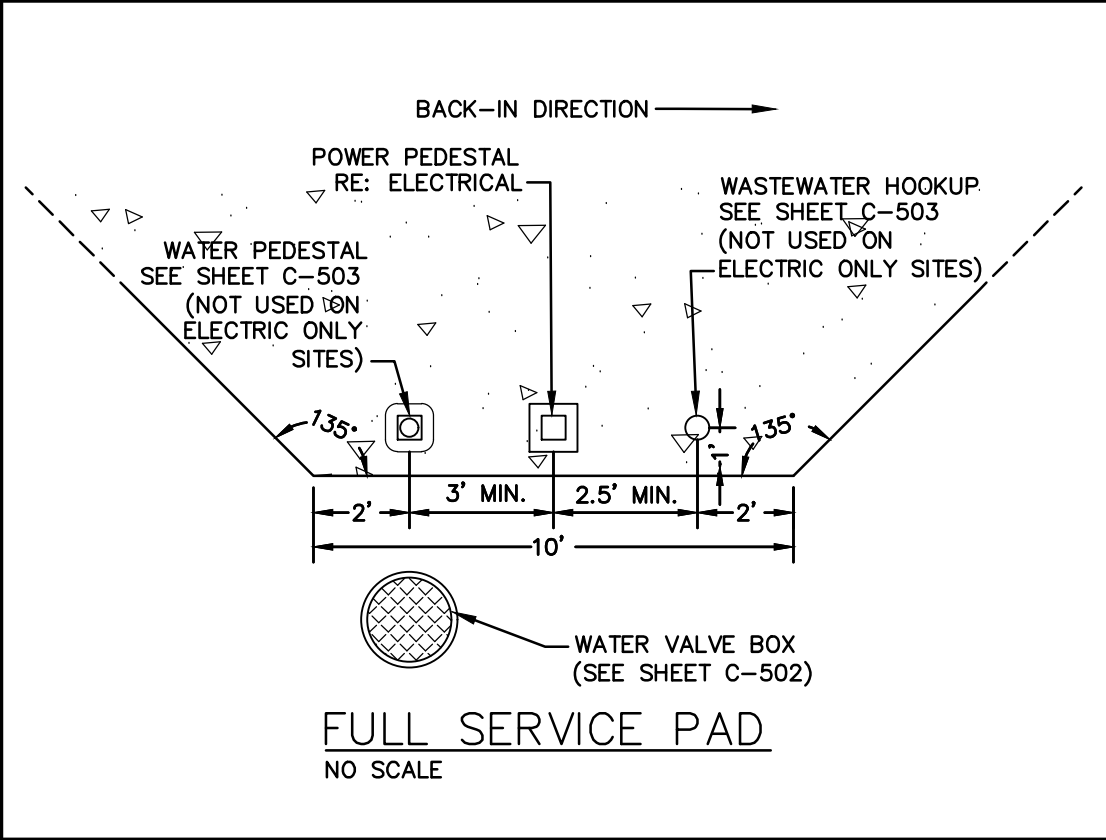
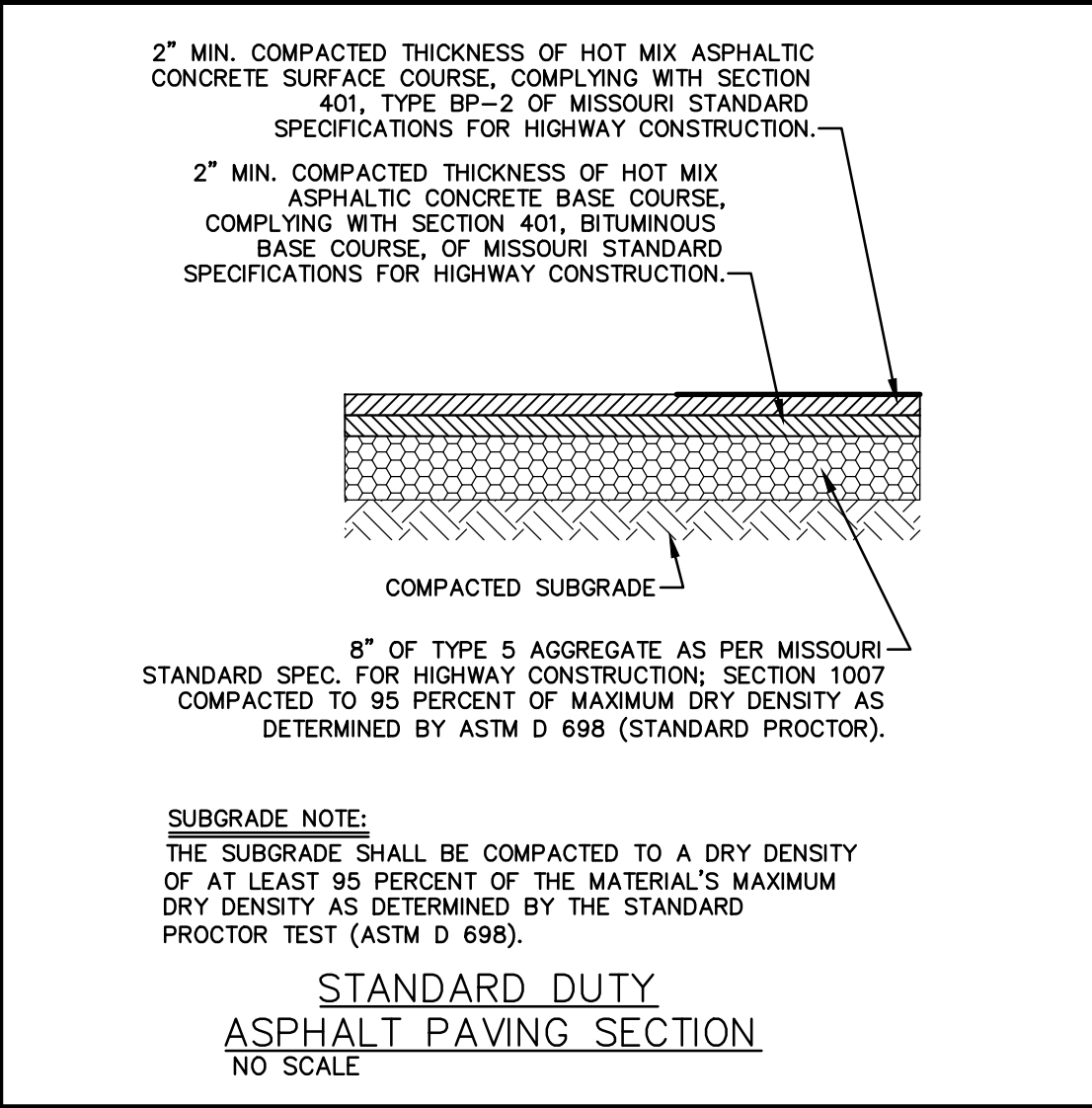
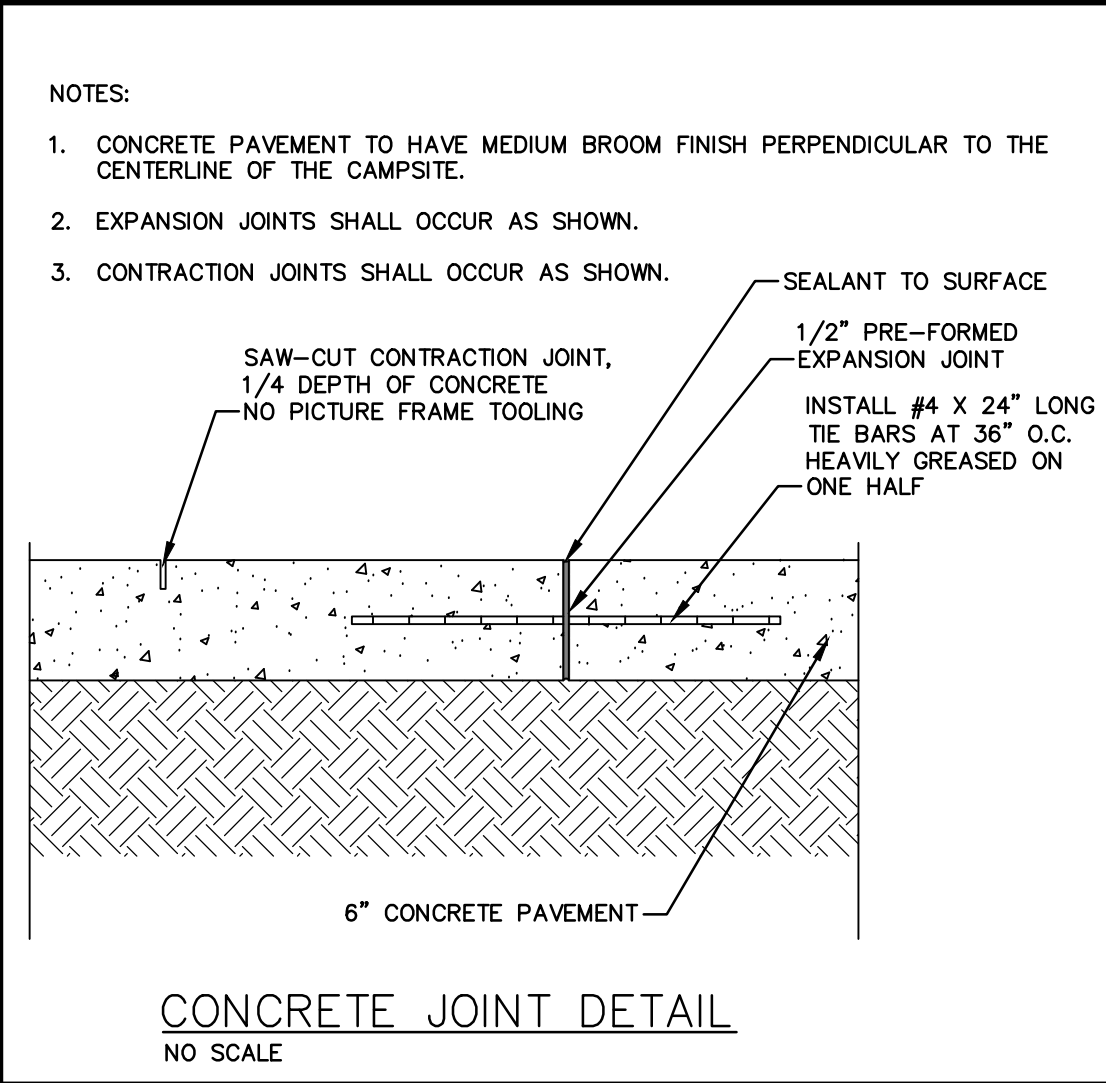
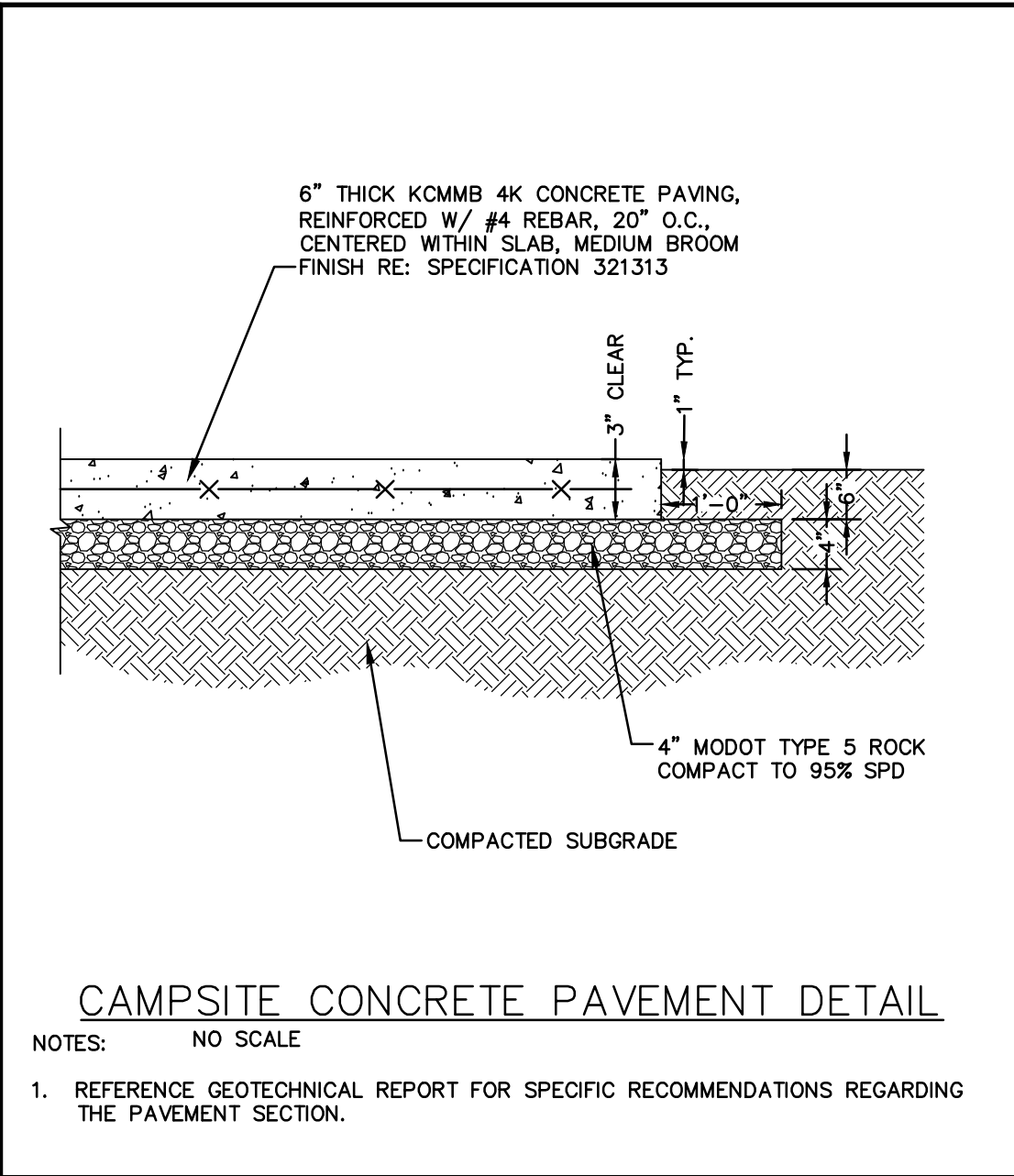
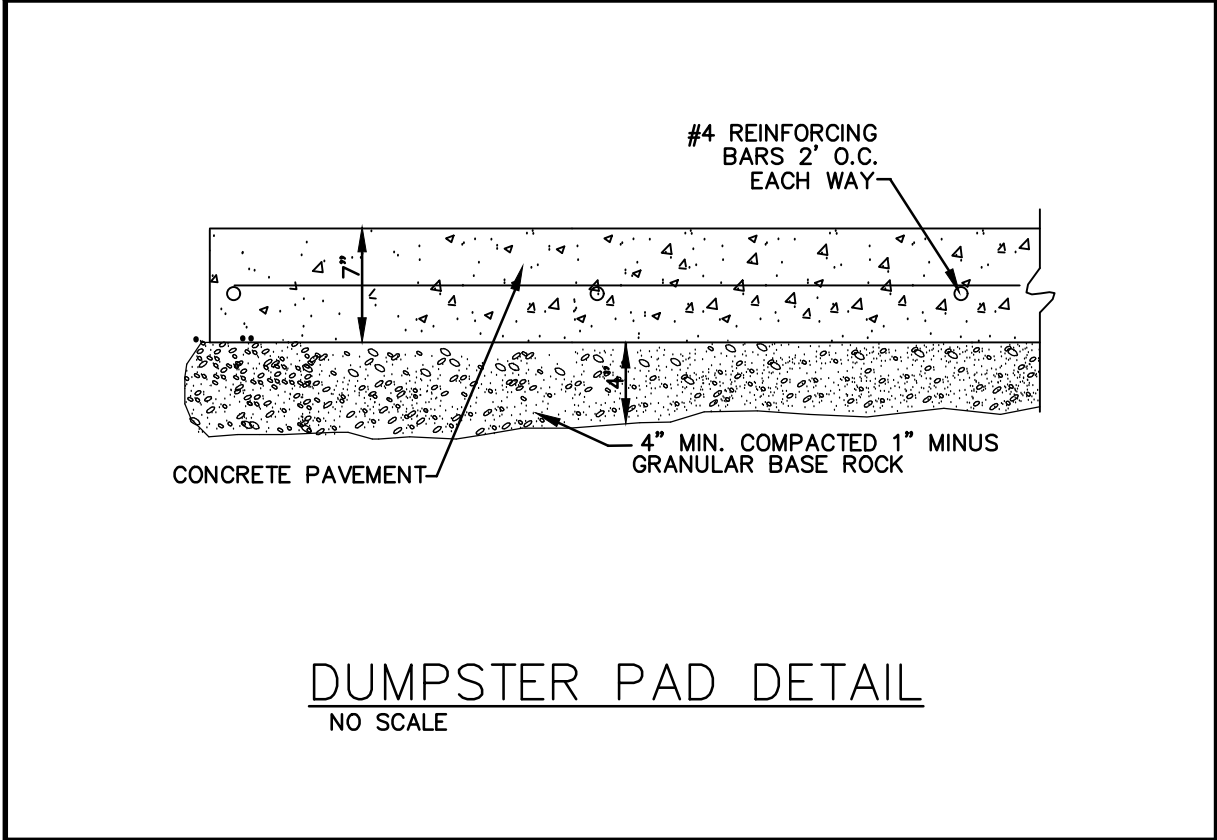

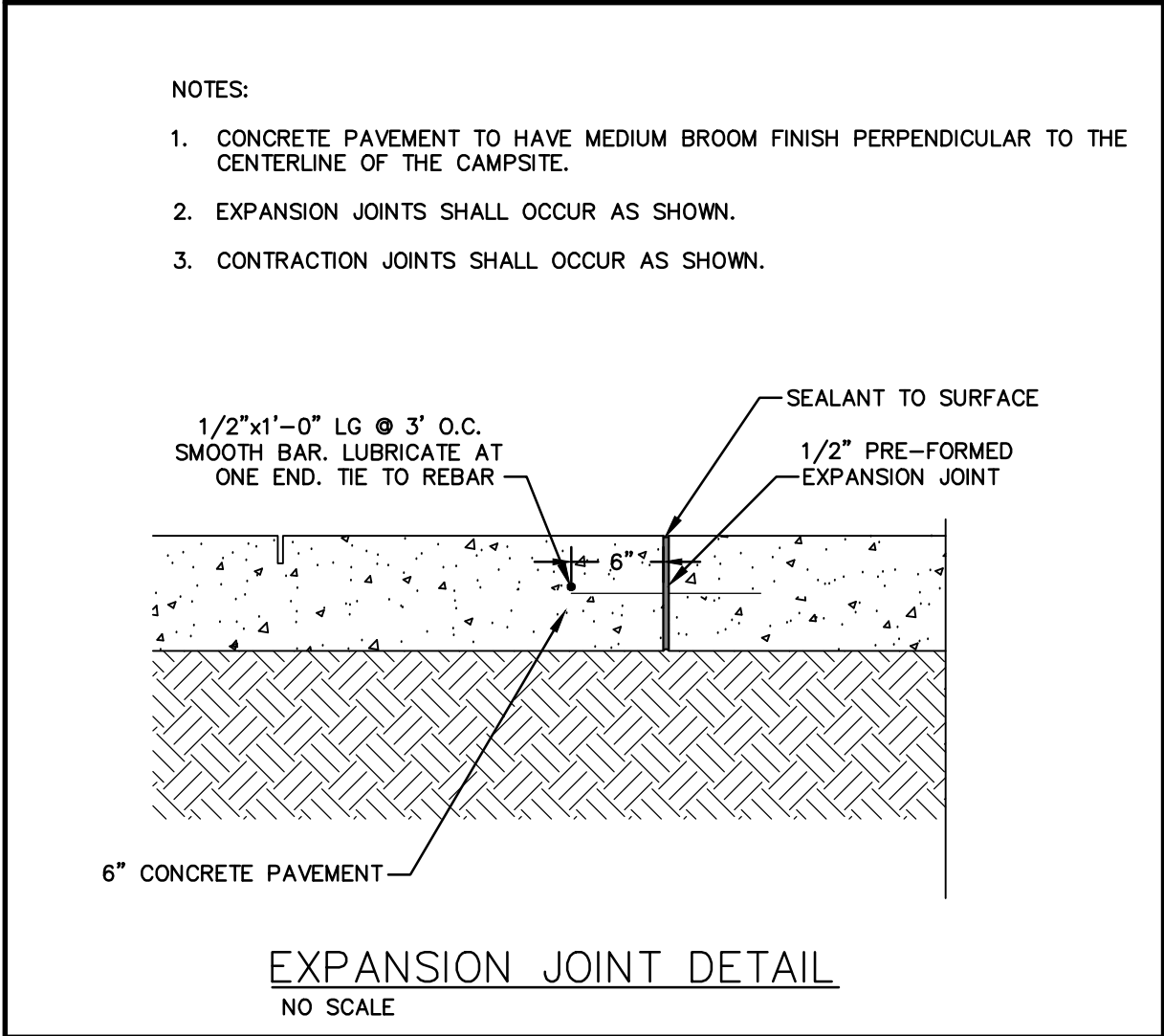
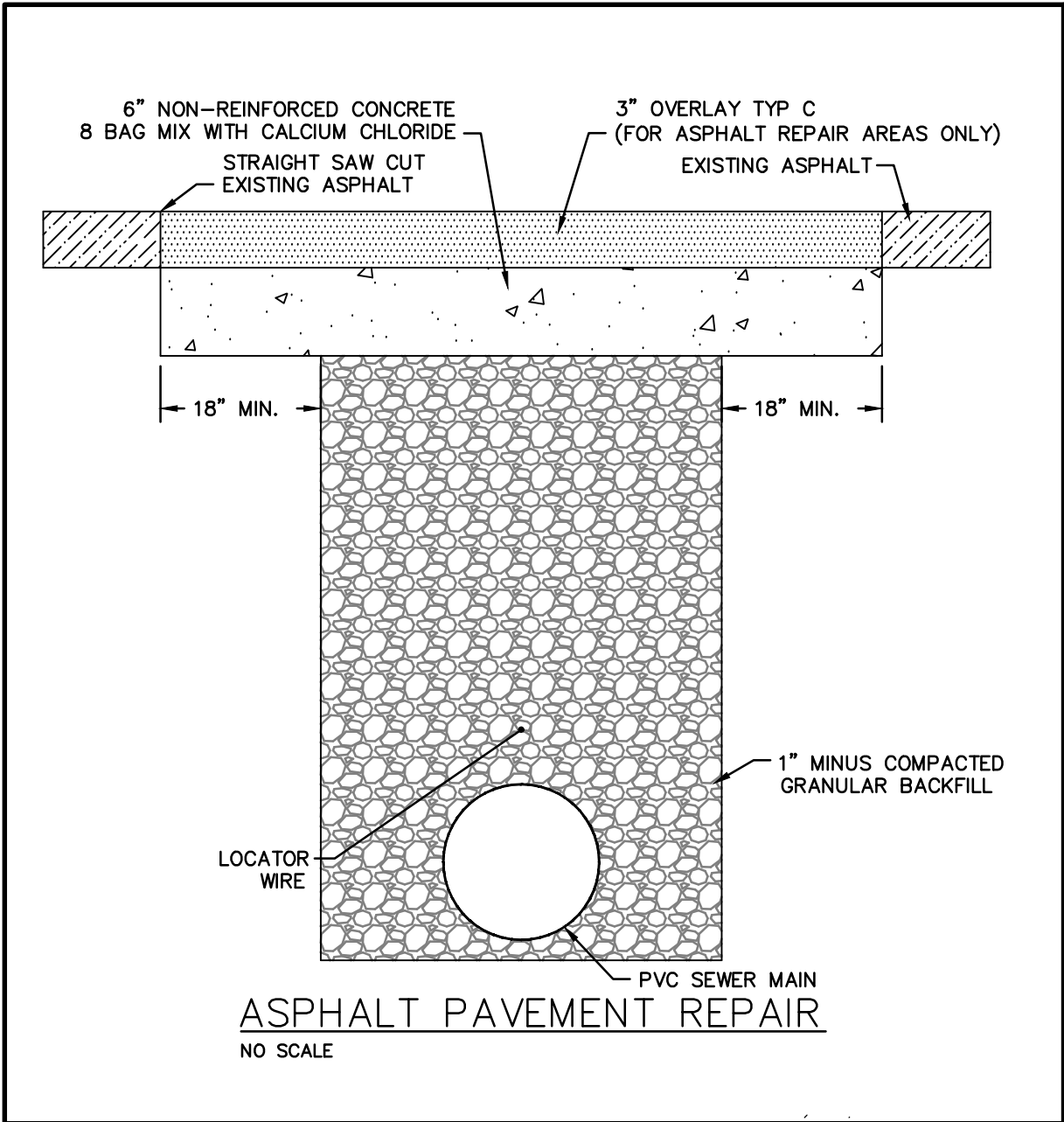
SHEET TITLE:
ELECTRICAL
SITE PLAN

SHEET NUMBER:

E202

38 OF 56 SHEETS
03/28/2025





STATE OF MISSOURI
MICHAEL L. PARSON,
GOVERNOR



Missouri State Certificate of Authority Numbers:
Survey : 0003580
Engineering : 001655
Architecture : 2002014240

OFFICE OF ADMINISTRATION
DIVISION OF FACILITIES
MANAGEMENT,
DESIGN AND CONSTRUCTION

DEPARTMENT OF
NATURAL RESOURCES
MISSOURI STATE PARKS

NEW PREMIUM 63 SITE
LOOP CAMPGROUND

ST. FRANCOIS STATE PARK
8920 US-67N
BONNE TERRE, MO 63628

PROJECT # X2317-01
SITE # 5216
ASSET # 7815216025

REVISION: **ADDENDUM #2**
DATE: 08/27/20025
REVISION: _____
DATE: _____
REVISION: _____
DATE: _____
ISSUE DATE: 03/28/2025

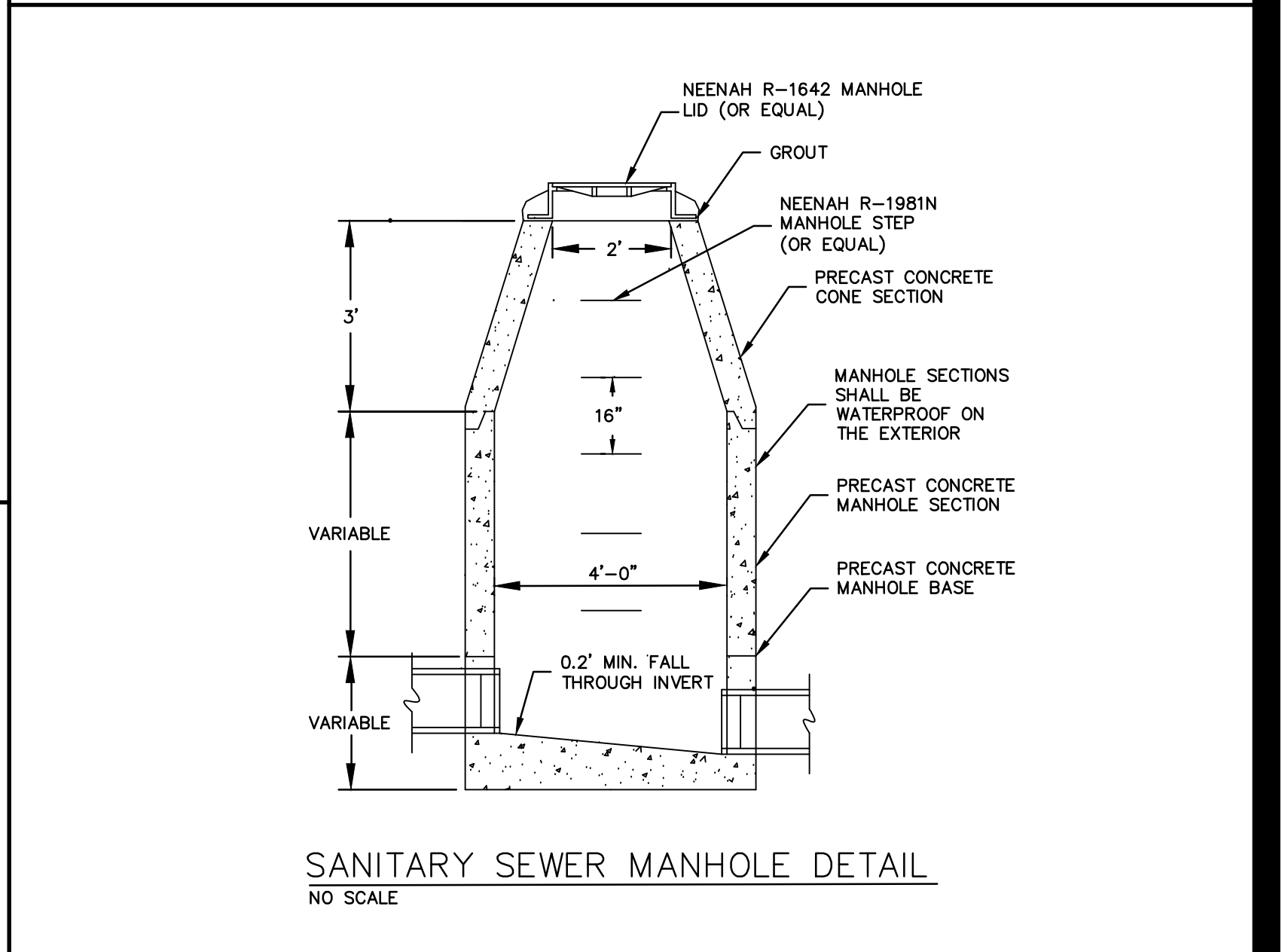
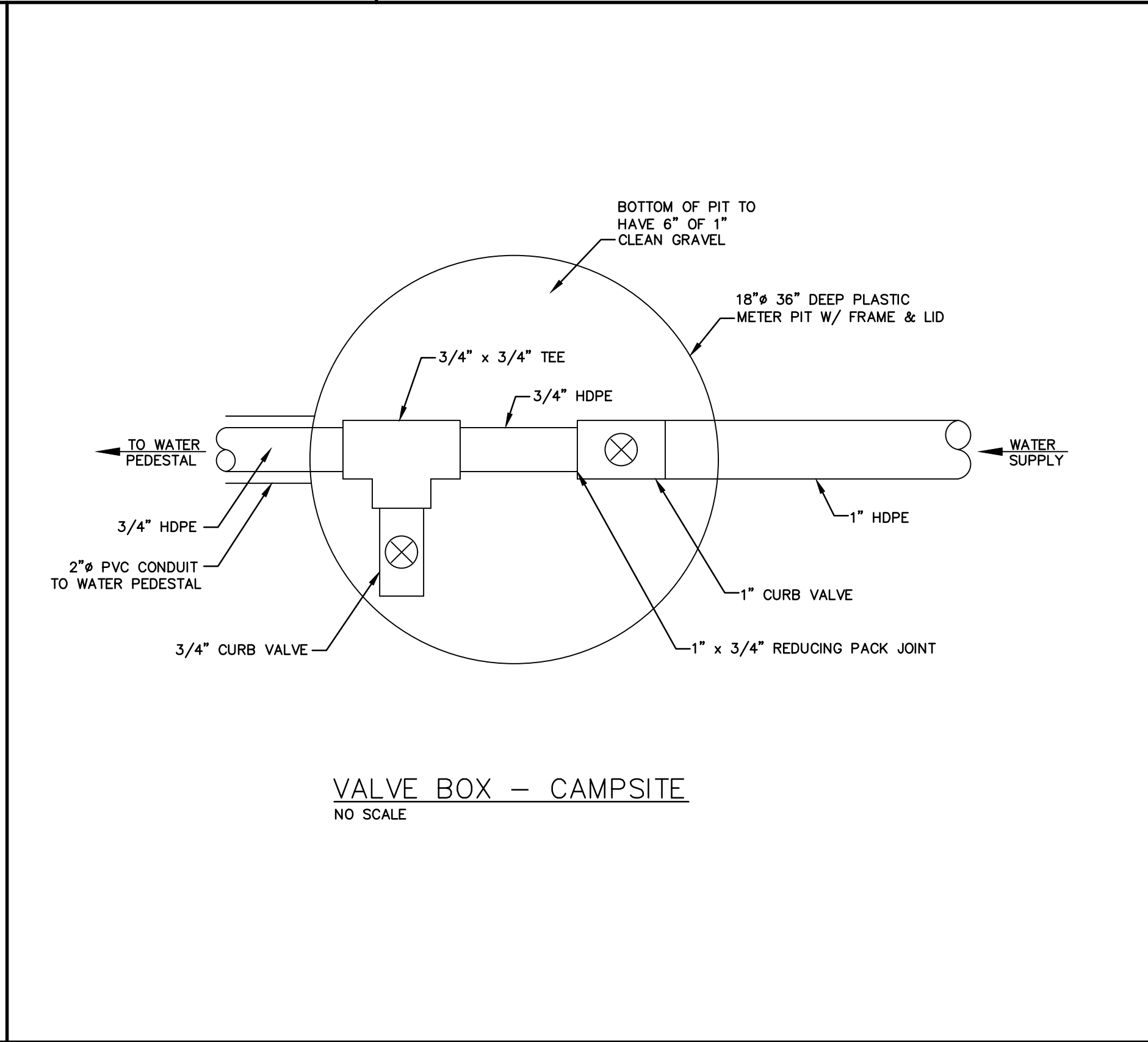
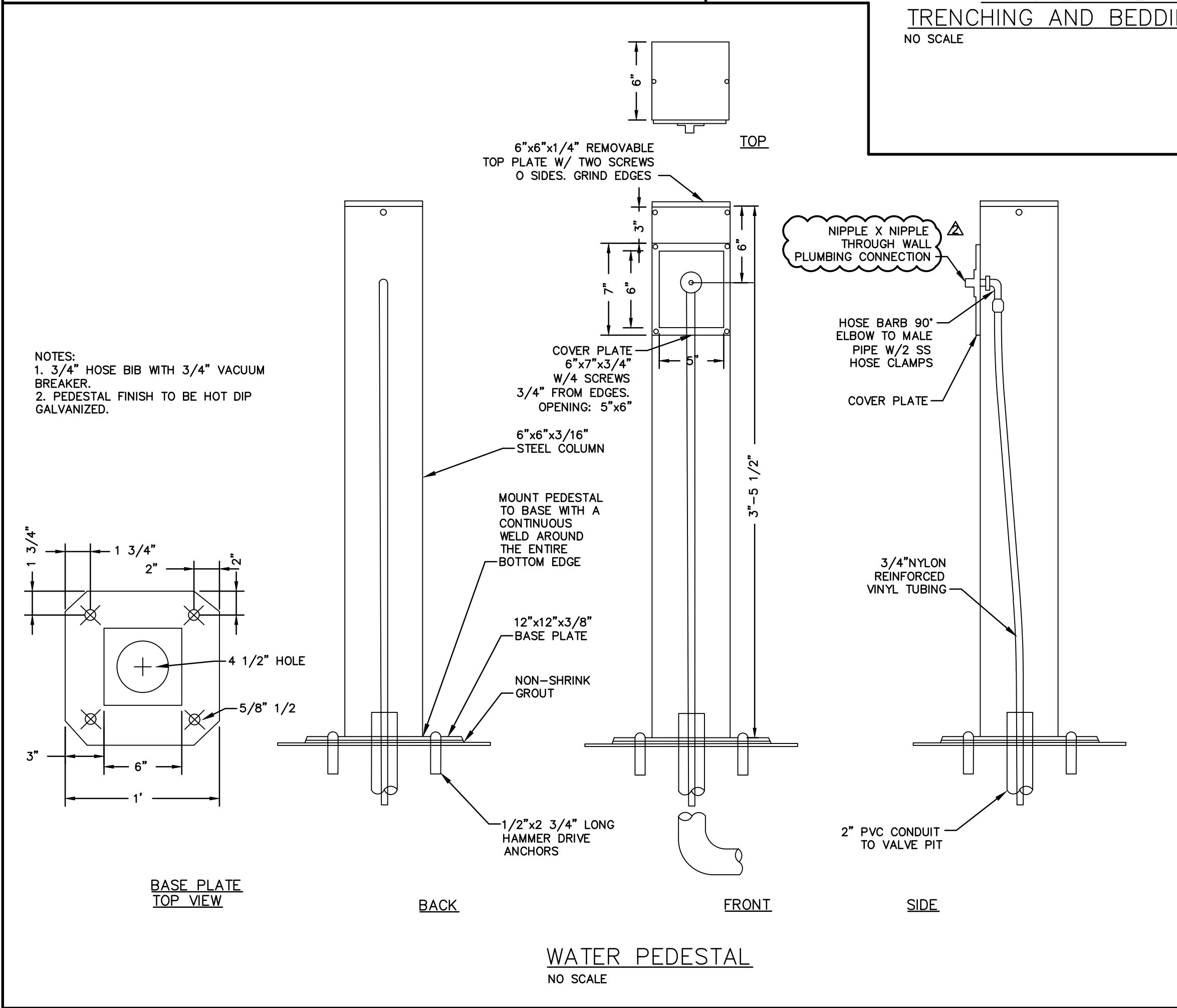
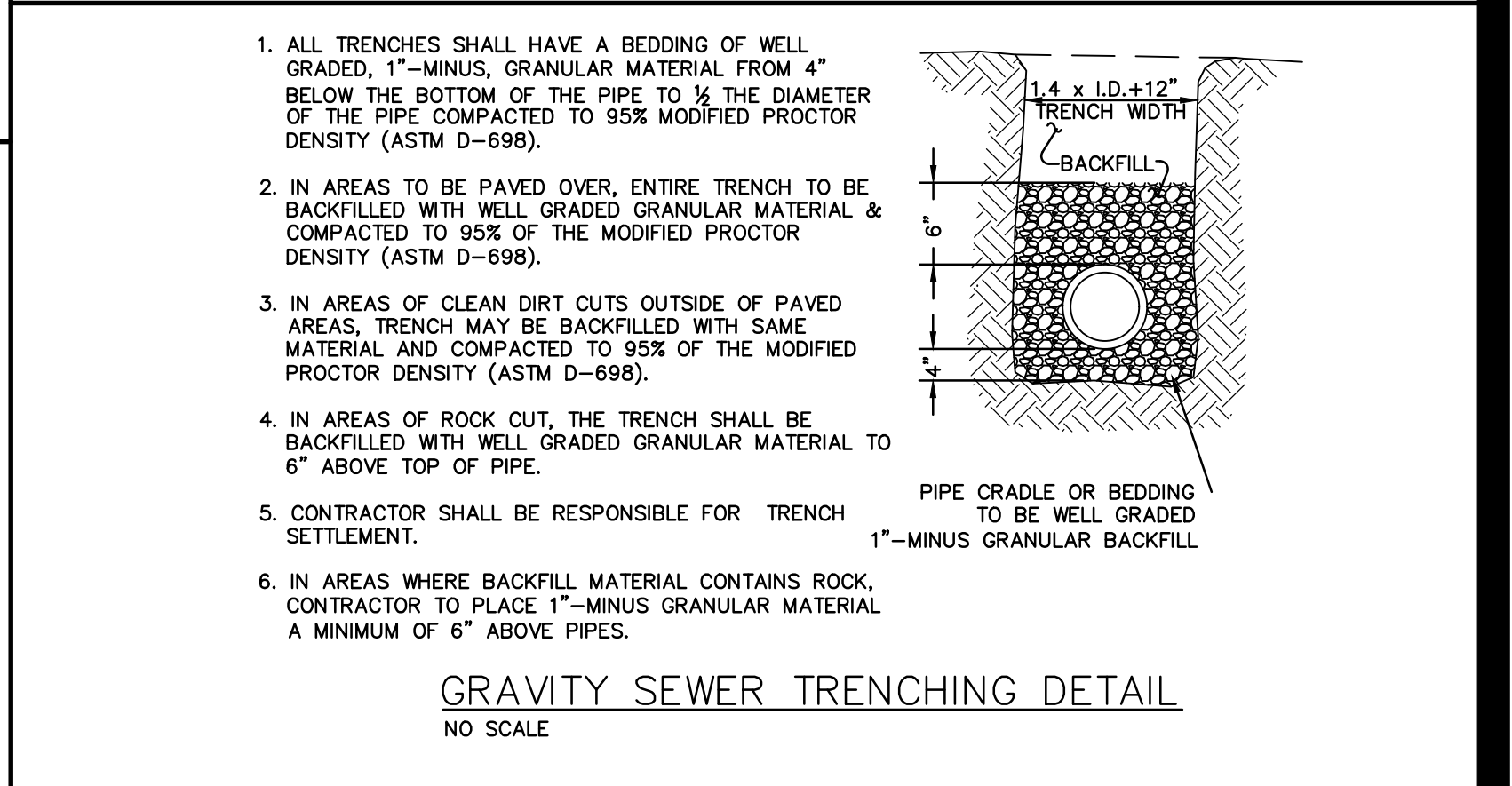
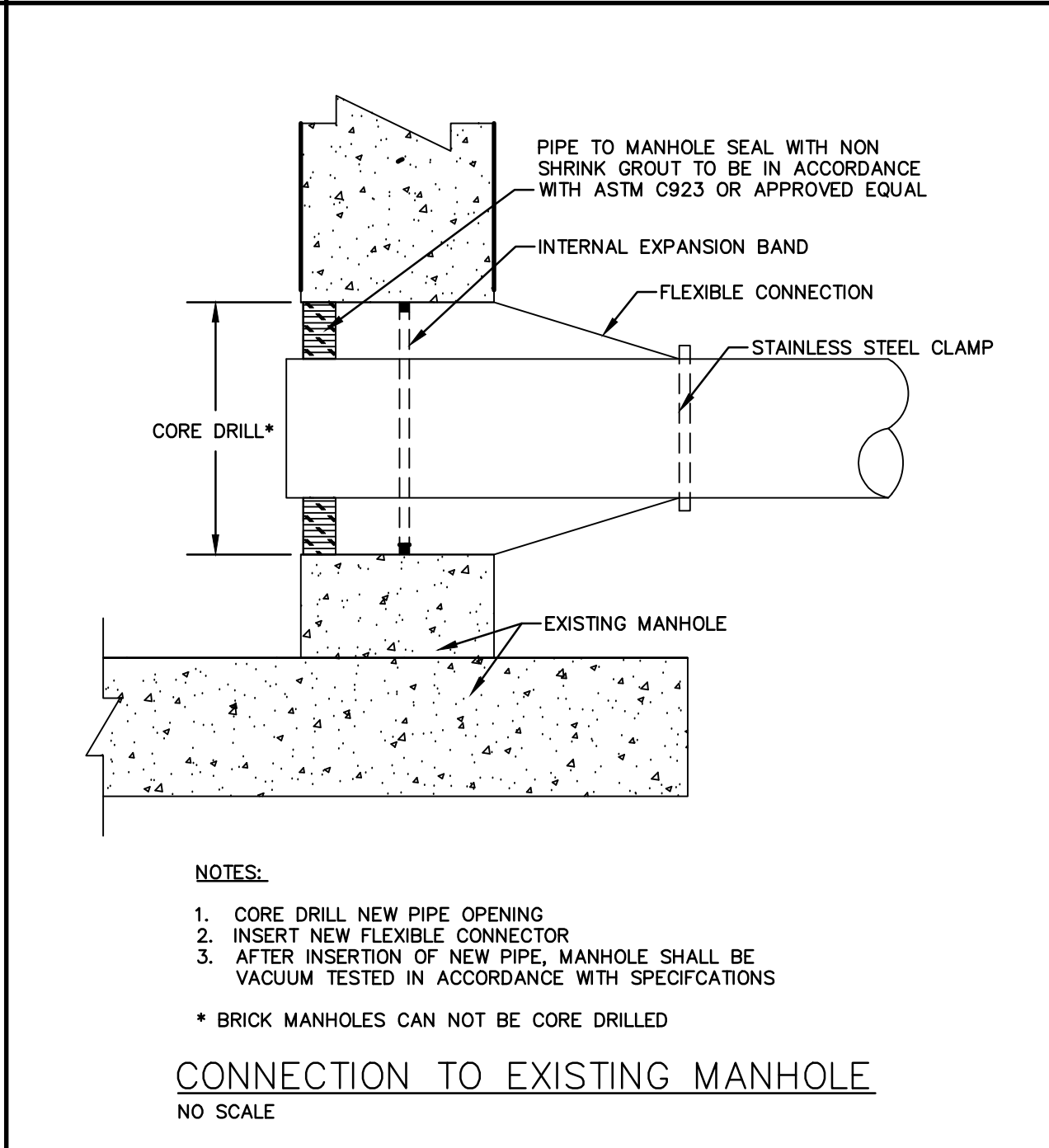
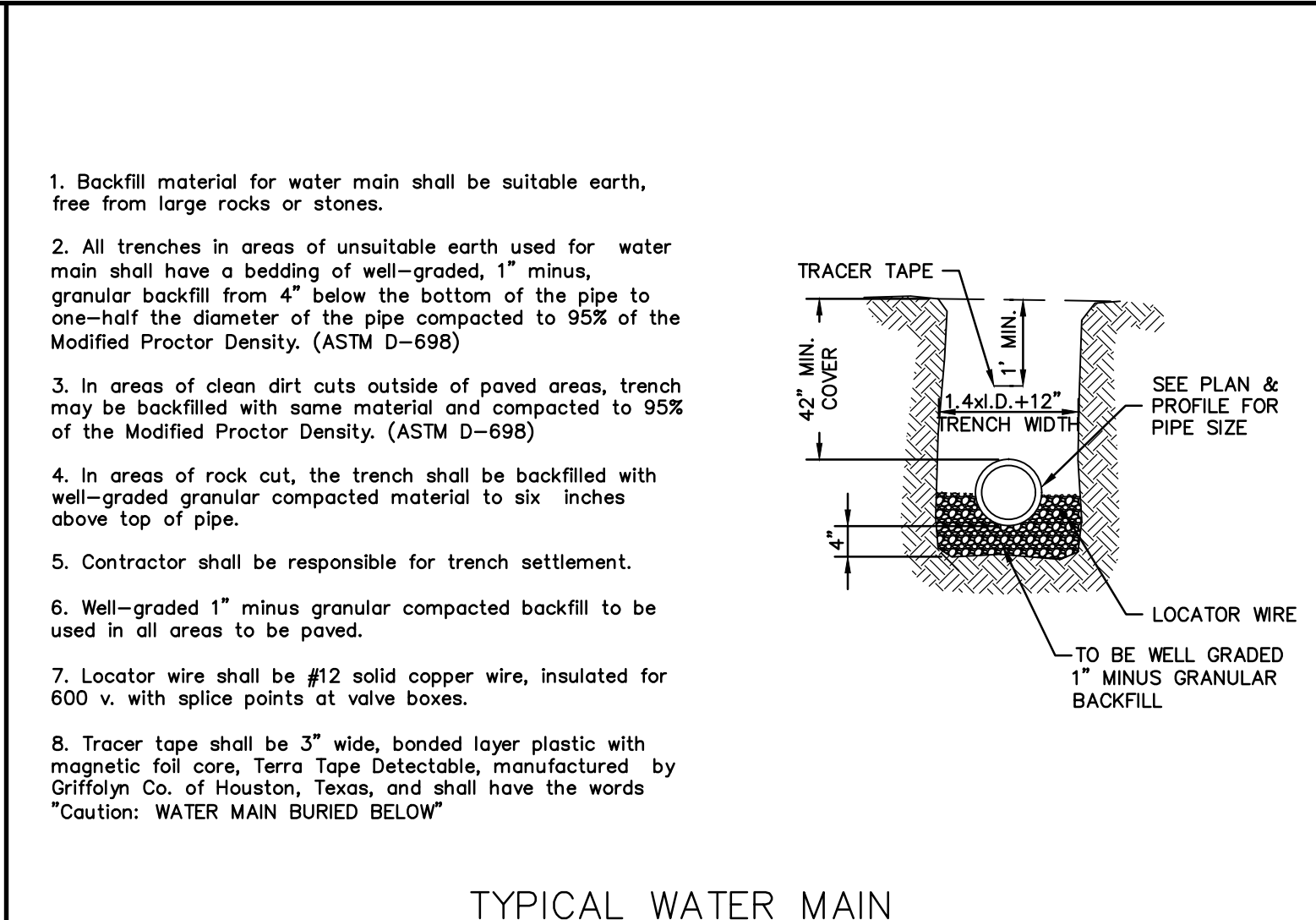
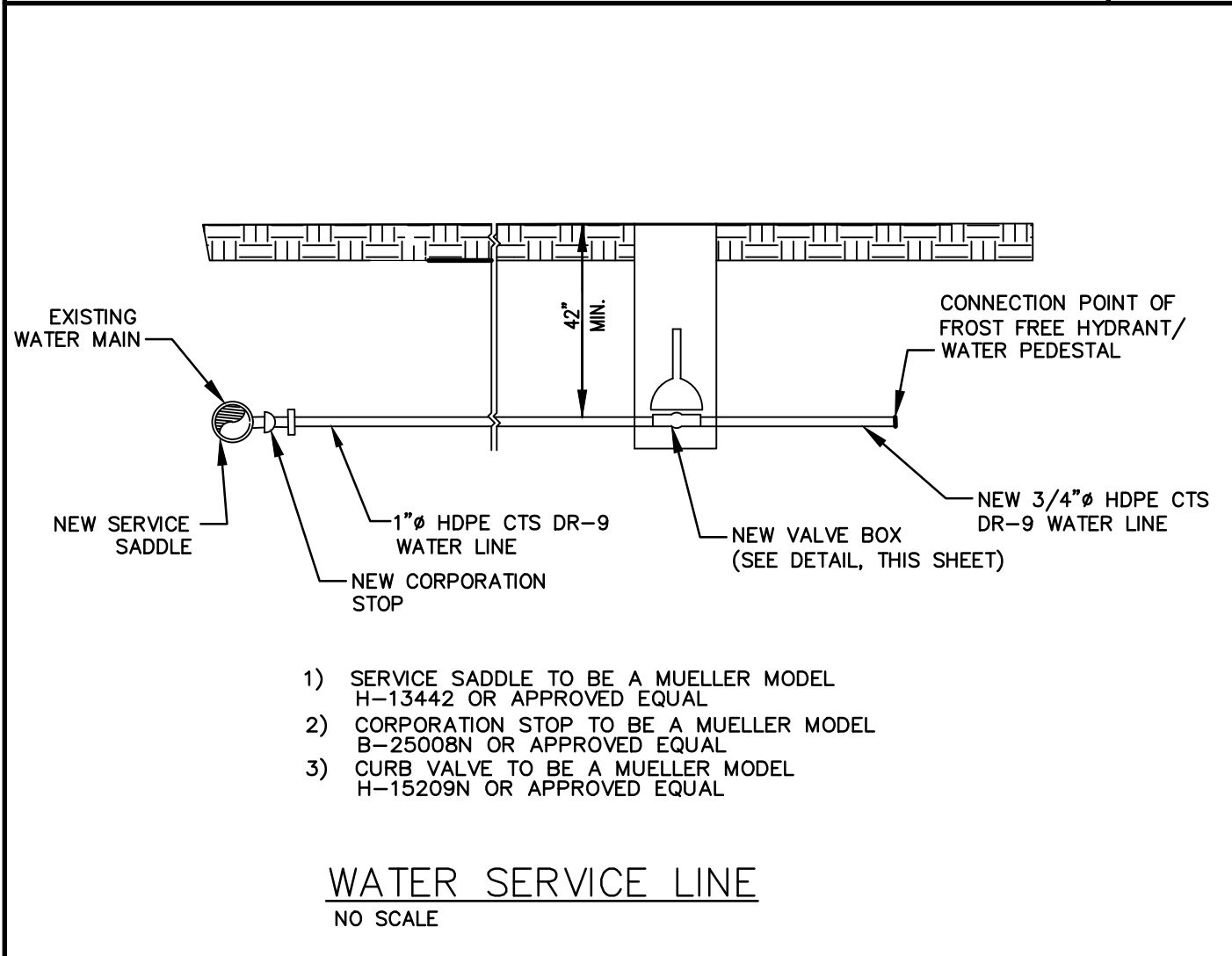
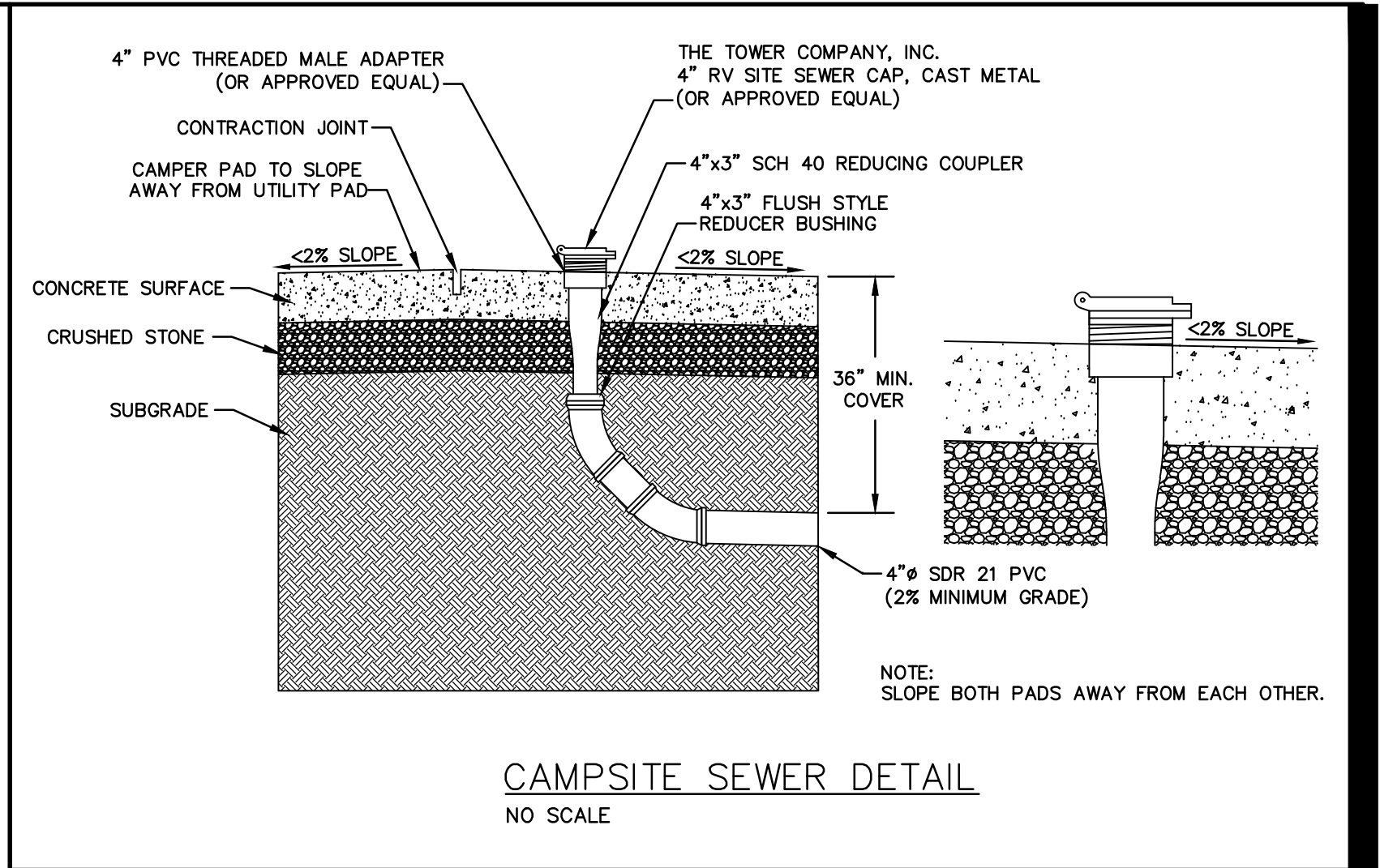
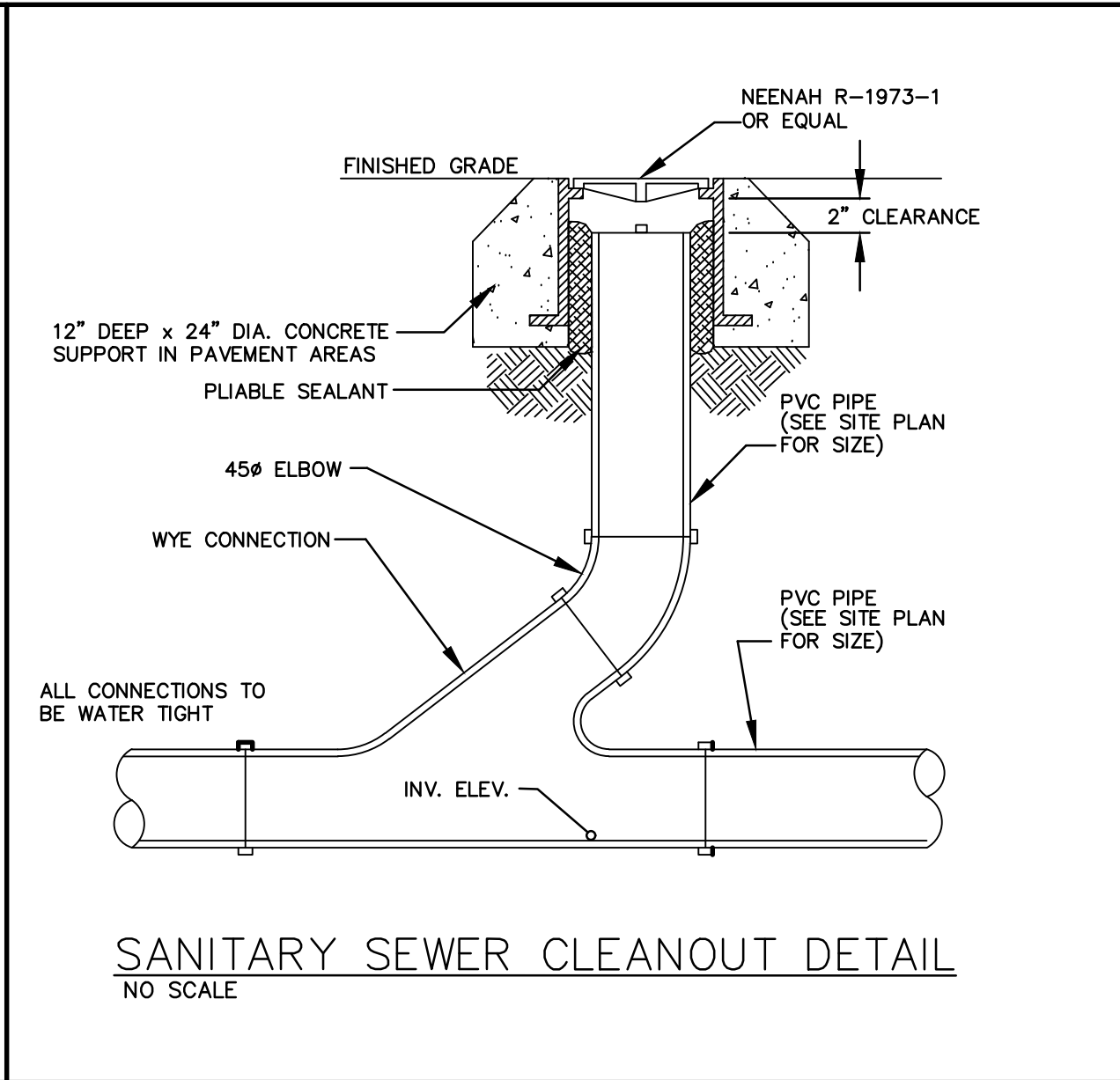
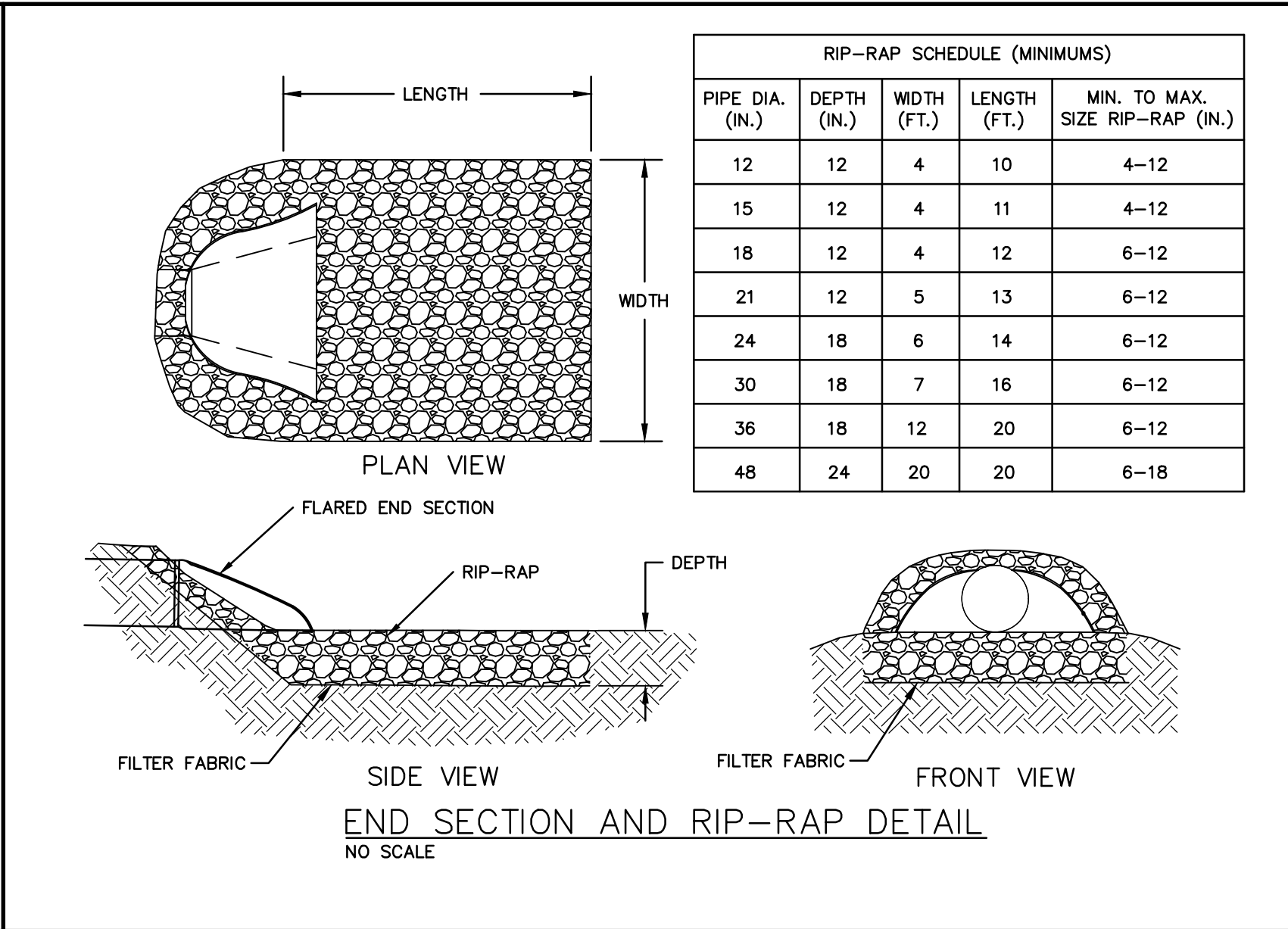
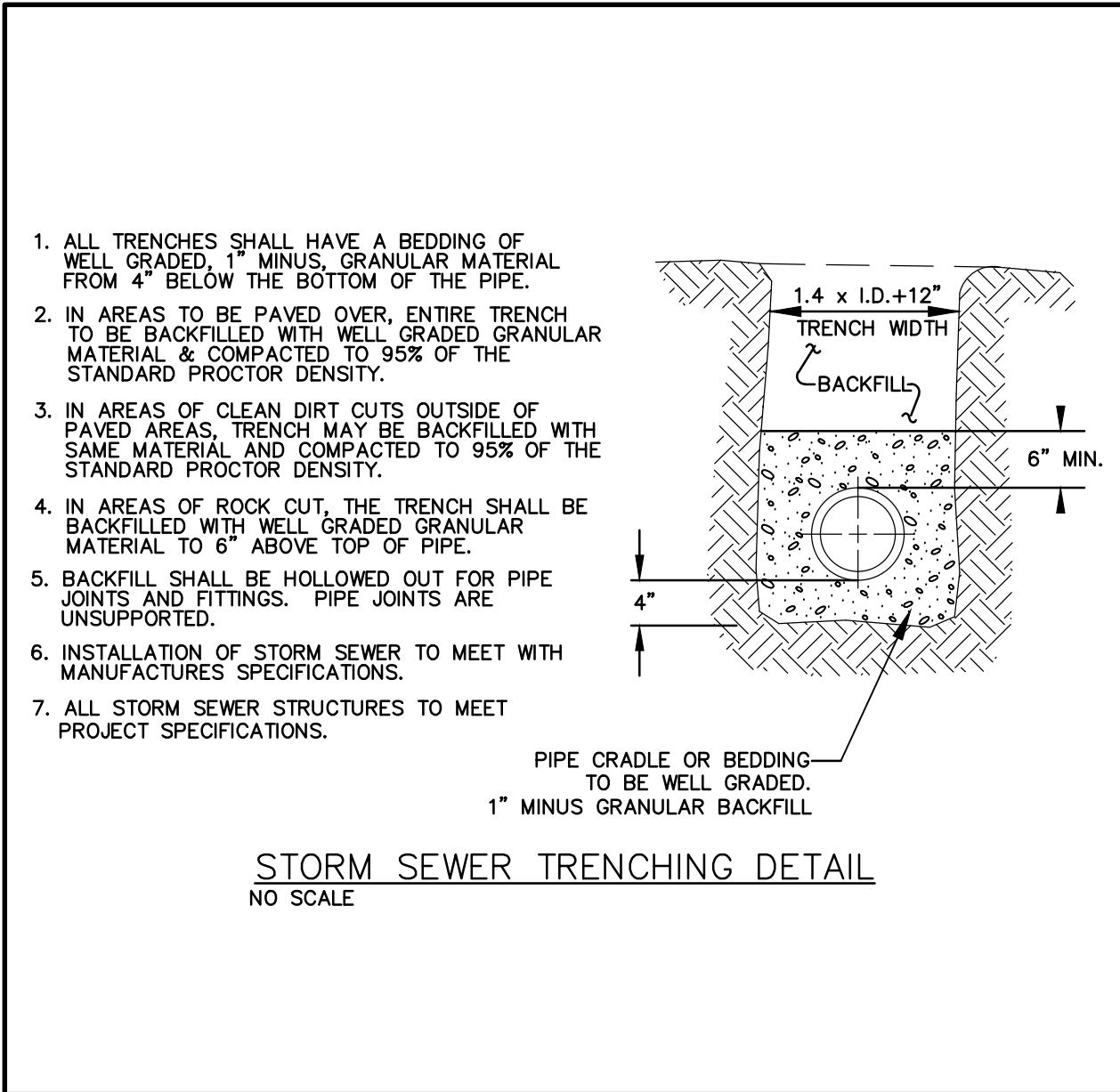
CAD DWG FILE: X2317-DS-501
DRAWN BY: BAB
CHECKED BY: RKS
DESIGNED BY: RKS

SHEET TITLE:
DETAIL SHEET

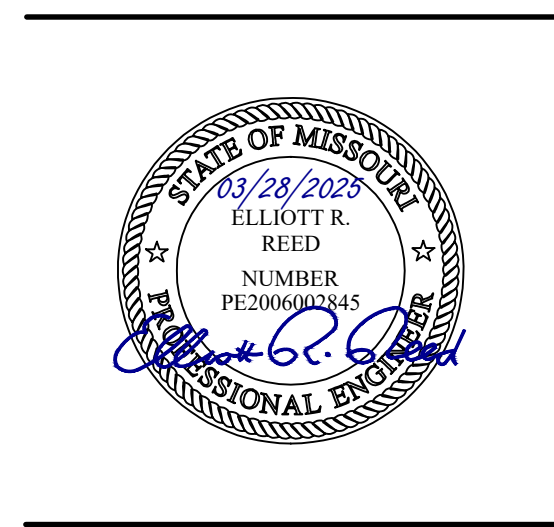
SHEET NUMBER:

C-501

39 OF 56 SHEETS
03/28/2025



STATE OF MISSOURI
MICHAEL L. PARSON,
GOVERNOR



636-564-0540 (tel.)
636-564-0512 (fax)
mail@ochran.com
Civil Engineering
Land Surveying
Architecture
Site Development
General Consulting
Master Planning

Dr. E. Independence
Union, Missouri 63084

DR. E. INDEPENDENCE
ARCHITECT

Missouri State Certificate of Authority Numbers:
Survey : 000350
Engineering : 001655
Architecture : 2002014240

OFFICE OF ADMINISTRATION
DIVISION OF FACILITIES
MANAGEMENT,
DESIGN AND CONSTRUCTION

DEPARTMENT OF
NATURAL RESOURCES
MISSOURI STATE PARKS

NEW PREMIUM 63 SITE
LOOP CAMPGROUND

ST. FRANCOIS STATE PARK
8920 US-67N
BONNE TERRE, MO 63628

PROJECT # X2317-01
SITE # 5216
ASSET # 7815216025

REVISION: **A** ADDENDUM #2
DATE: 08/27/2025
REVISION: _____
DATE: _____
REVISION: _____
DATE: _____
ISSUE DATE: 03/28/2025

CAD DWG FILE: X2317-DS-503
DRAWN BY: BAB
CHECKED BY: RKS
DESIGNED BY: RKS

SHEET TITLE:
**DETAIL
SHEET**

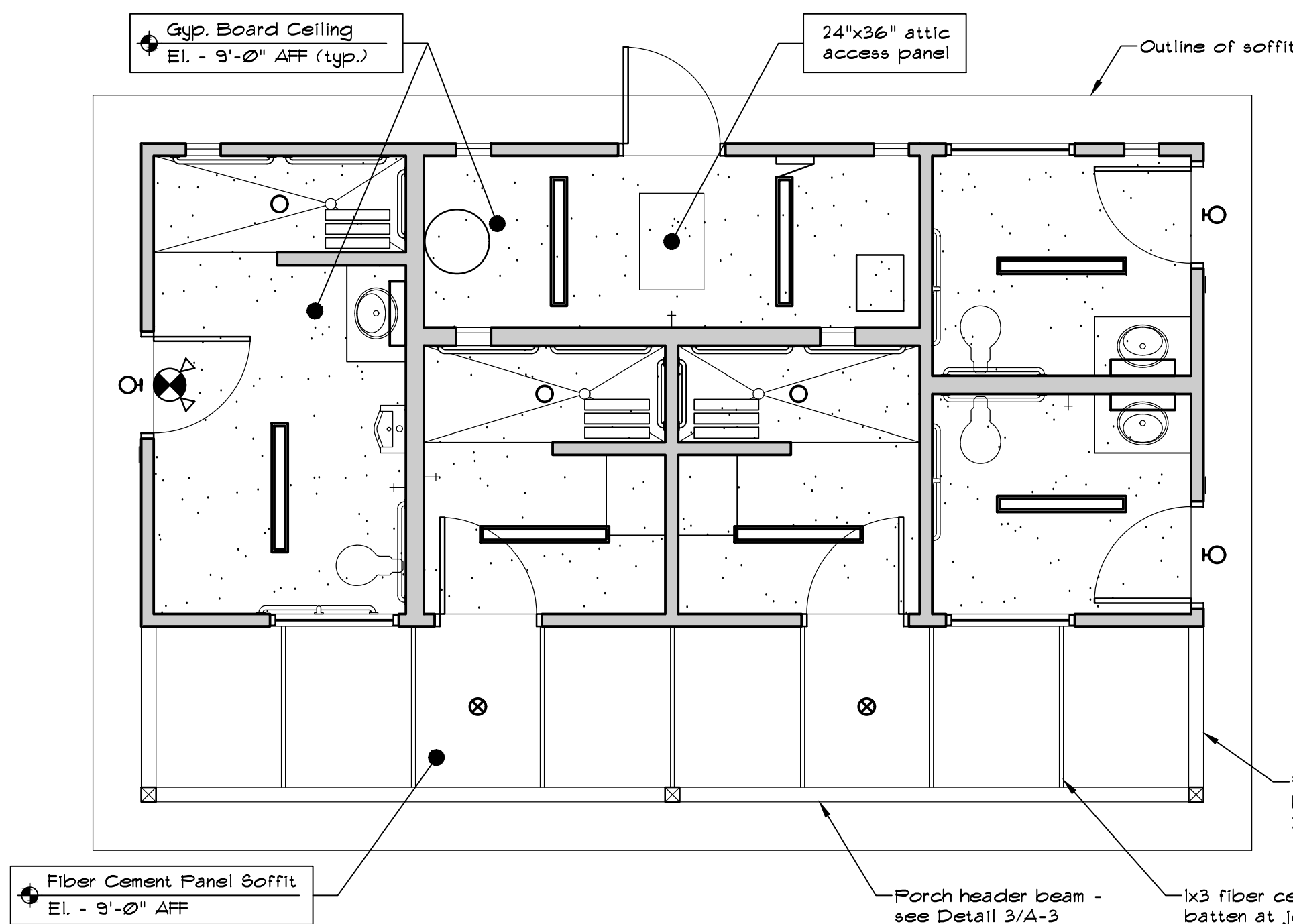
SHEET NUMBER:
C-503
41 OF 56 SHEETS
03/28/2025

ABBREVIATIONS

ACT	Acoustical Ceiling Tile	HVAC	Heating, Ventilating, and Air
Alum	Aluminum	Horiz.	Horizontal
Alum	Aluminum	HM	Hollow Metal
Anod.	Anodized	Insul	Insulation
By Owner	Furnished & delivered by Owner, installed by Contractor	Jt.	Joint
Cpt	Carpet	M.O.	Masonry Opening
CJ	Control Joint	MB	Metal Building Supplier
CMU	Concrete Block Unit Masonry	MWP	Metal Wall Panel
Conc	Concrete	NIC	Not in Contract Installed and Furnished by owner (shown dashed)
CL	Centerline	OC	On center
D5	Downspout	OH	Opposite hand
Dugs.	Drawings	opp	Opposite
D	Diameter	Pa	Paint
EFS	Exterior Insulation Finishing System	Pl	Plate
EJ	Expansion Joint	#	Square
El	Elevation	SF	Square Foot
FD	Floor Drain	Typ	Typical
Fdn	Foundation	TW	Top of wall
FEC	Fire Extinguisher Cabinet	UNO	Unless noted otherwise
FRP	Fiberglass Panel	u/	With
Ga	Gauge	Wd	Wood
Galv	Galvanized	WUF	Welded Wire Fabric
GB	Gypsum Board		
GC	General Contractor		

MATERIAL INDICATIONS / SYMBOLS

MATERIAL INDICATIONS	SYMBOLS
	BATT INSULATION
	DEMO WALL
	EXISTING WALL
	STUD PARTITION
	WOOD BLOCKING OR FRAMING
	RATED PARTITION
	Elevation letter
	Sheet where elevation drawn
	Indicates room number
	Indicates door number
	Interior Elevation Indication



REFLECTED CEILING PLAN

1/4" = 1'-0"

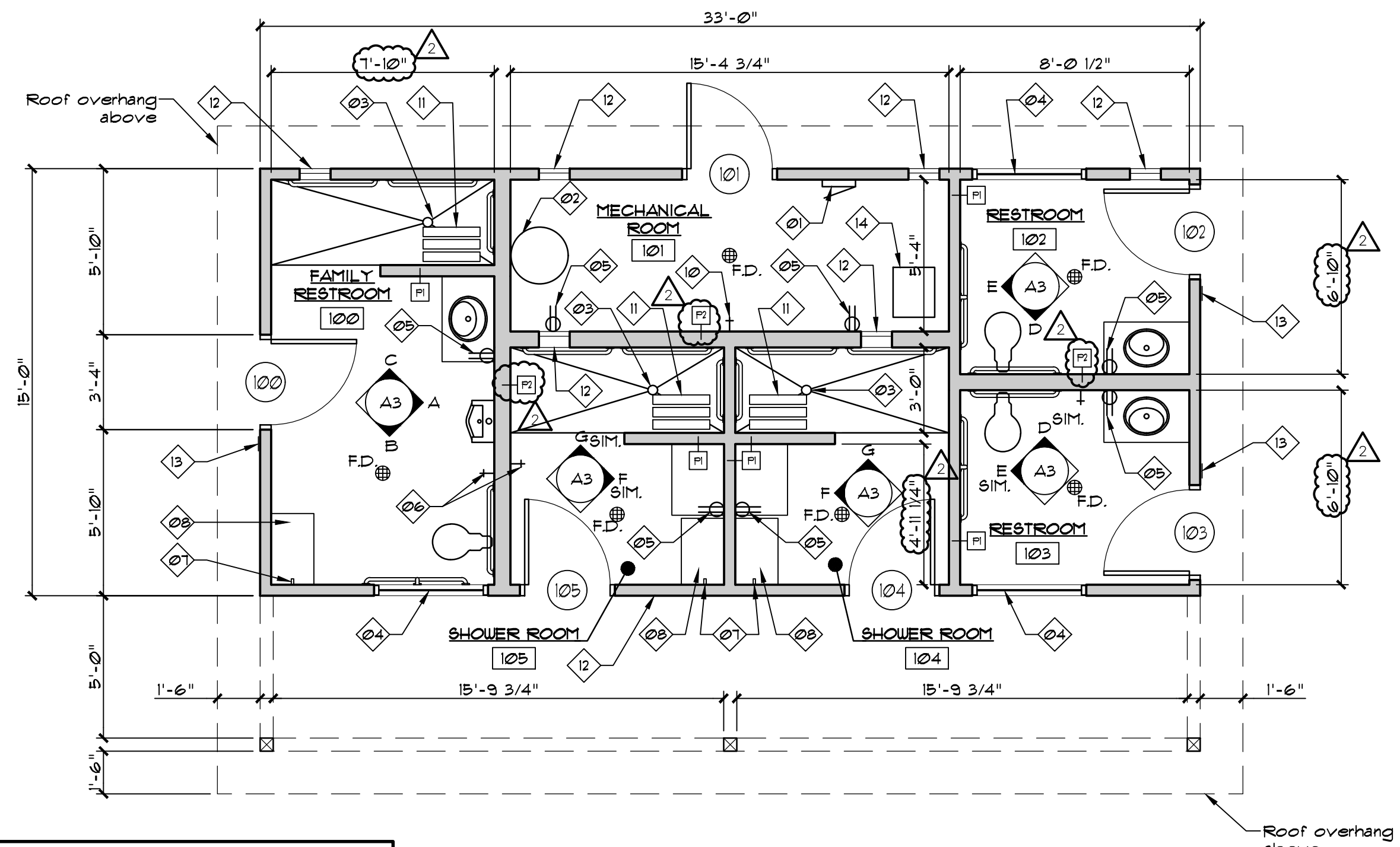
CEILING LEGEND	
EXIT/EMERGENCY LIGHT	
EXTERIOR SOFFIT LIGHT	
GYP. BOARD CEILING	
EXTERIOR DOWN LIGHT	
SURFACE MOUNT STRIP FIXTURE	
WALL MOUNTED STRIP FIXTURE	
SURFACE MOUNTED FLUSH LIGHT	

GENERAL NOTES

- The General Contractor shall verify the existing conditions and dimensions and shall notify the Architect of any discrepancies that may affect the work prior to commencing construction.
- All dimensions are to the finish face of new walls.
- Install reducer strips between different floor finish levels and finishes as required.
- The General Contractor shall install required wall blocking for all new casework, shelving, or equipment. See the drawings for exact locations.
- Unless otherwise indicated, all materials and equipment shown on the drawings other than the existing is to be furnished and installed by the Contractor.
- Install portable fire extinguishers per the International Fire Code (By Owner NIC).
- Colors and finishes as selected by Owner.

KEY NOTES

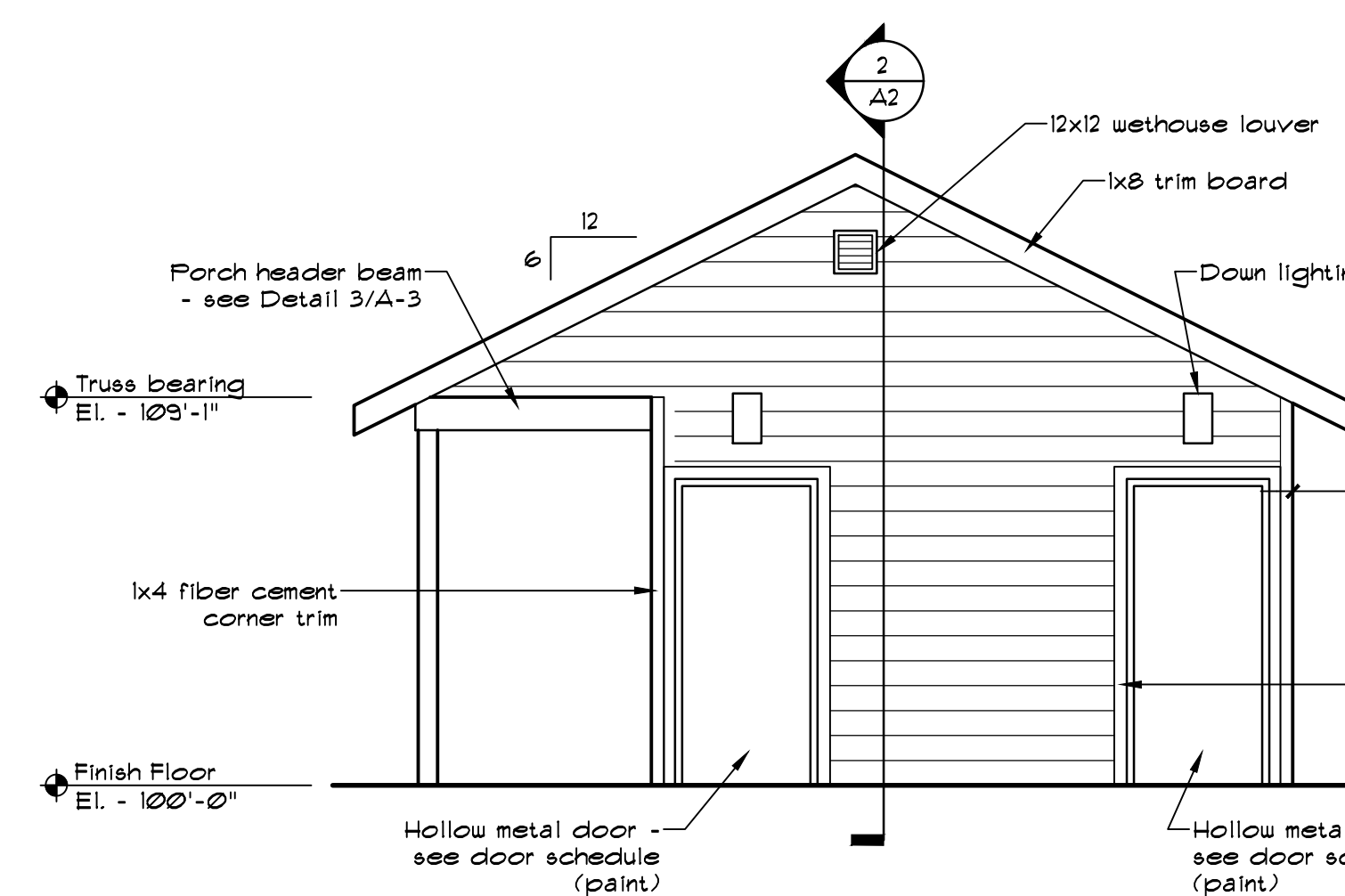
- ① Electrical panel - see Electrical Drawings
- ② New hot water heater - see Plumbing Drawings
- ③ ADA accessible shower, slope concrete to drain
- ④ 4'-0"x1'-6" fixed vinyl window with obscure glass
- ⑤ Duplex electrical outlet - see Electrical Drawings
- ⑥ Key operated hose bibb - see Plumbing Drawings
- ⑦ Towel hook
- ⑧ Bench (N.I.C.)
- ⑨ Not Used
- ⑩ Hose bibb - see Plumbing Drawings
- ⑪ Folding shower seat - see Interior Elevations
- ⑫ Wall mounted exhaust fan - see Mechanical Drawings
- ⑬ Unisex accessible restroom sign with Braille
- ⑭ Furnace - see Mechanical Drawings



FLOOR PLAN

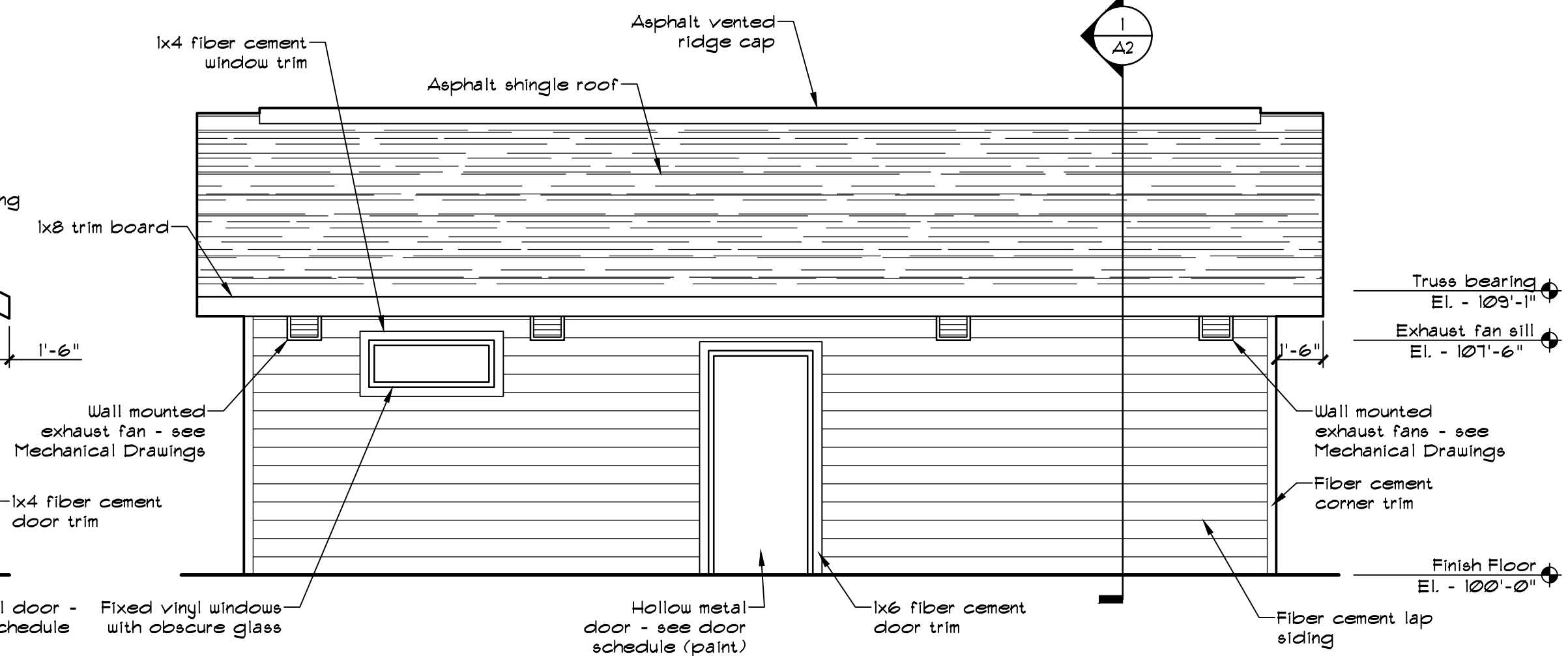
1/4" = 1'-0"

EXTERIOR PRODUCT FINISH SCHEDULE			
MATERIAL	DESCRIPTION	MANUFACTURER	NOTES
Asphalt Shingle Roof	30-year architectural grade shingles, Color: As selected by Owner	Certaainteed	
Window	200 series 48"x18" picture windows Color: As selected by Owner	Andersen Windows	
Fiber cement lap siding	Select CedarMill 1 1/2" wide, 6" exposure Color: As selected by Owner	James Hardie	
Trim	All 1x trim indicated to be fiber cement Color: As selected by Owner	James Hardie	
NOTE: Provide products indicated or approved equal			



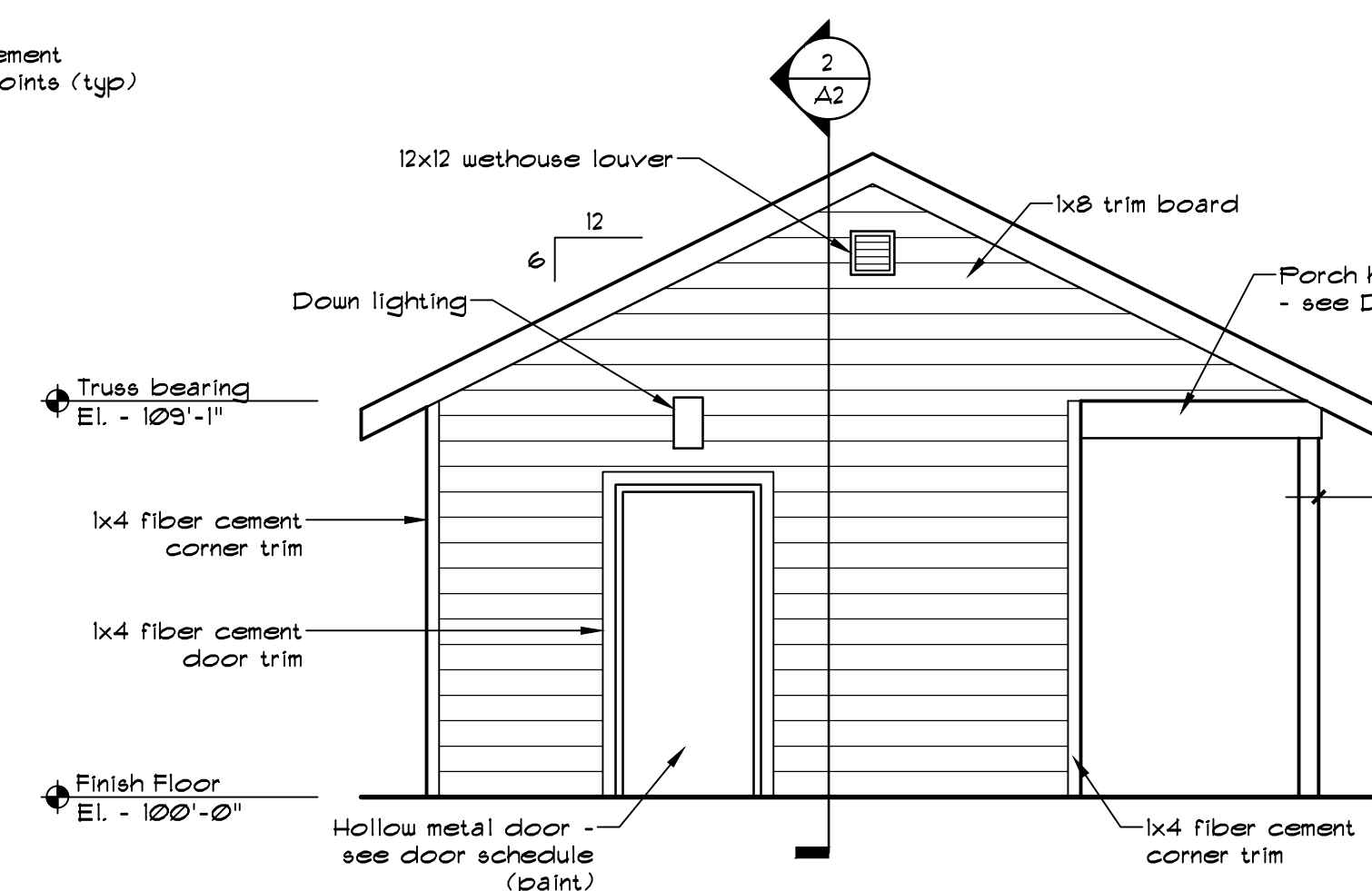
SIDE ELEVATION

1/4" = 1'-0"



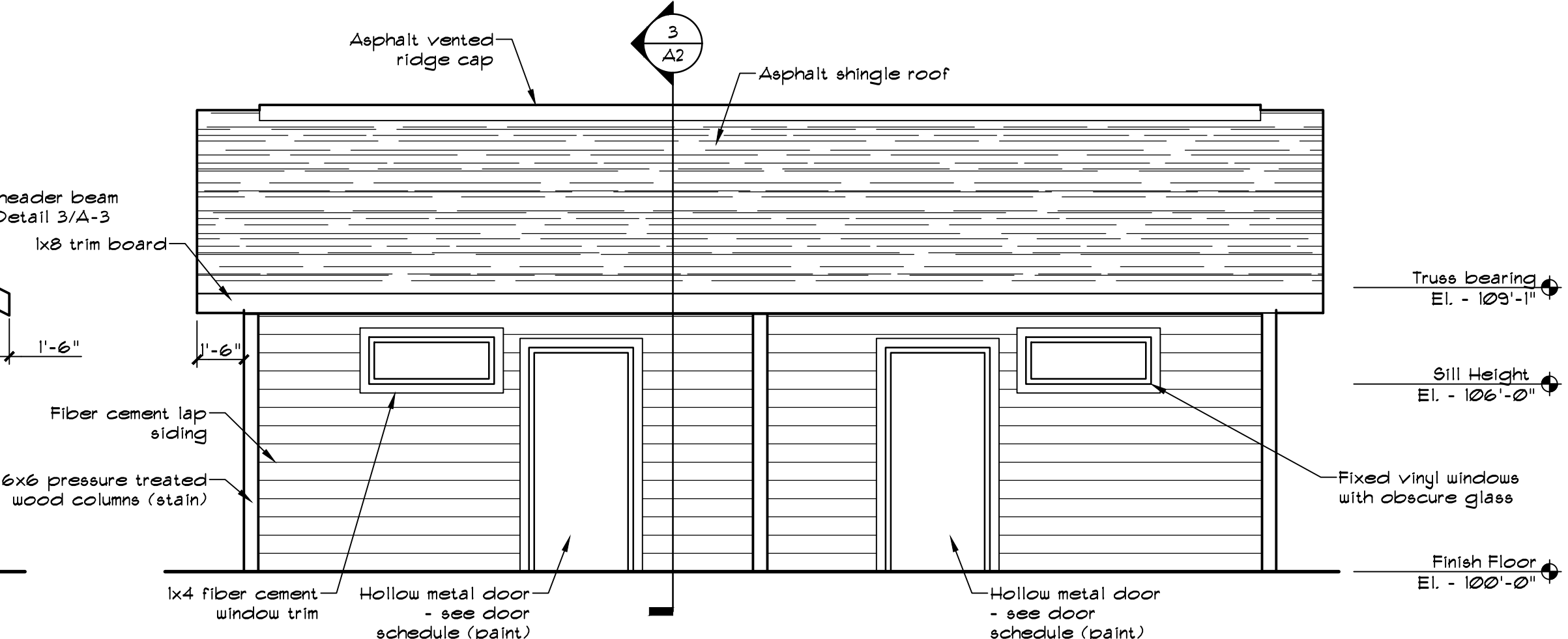
REAR ELEVATION

1/4" = 1'-0"



SIDE ELEVATION

1/4" = 1'-0"



FRONT ELEVATION

1/4" = 1'-0"

STATE OF MISSOURI
MICHAEL L. PARSON,
GOVERNOR



636-564-0540 (tel.)
636-564-0512 (fax)
mochran@ochran.com
Civil Engineering
Land Surveying
Architecture
Site Development
General Consulting
Master Planning



Missouri State Certificate
of Authority Numbers:
Survey : 0003580
Engineering : 001655
Architecture : 2002014240

OFFICE OF ADMINISTRATION
DIVISION OF FACILITIES
MANAGEMENT,
DESIGN AND CONSTRUCTION

DEPARTMENT OF
NATURAL RESOURCES
MISSOURI STATE PARKS

NEW PREMIUM 63 SITE
LOOP CAMPGROUND

ST. FRANCOIS STATE PARK
8920 US-67N
BONNE TERRE, MO 63628

PROJECT # X2317-01
SITE # 5216
ASSET # 7815216025

REVISION: ADDENDUM #2
DATE: 08/27/25
REVISION: _____
DATE: _____
REVISION: _____
DATE: _____
ISSUE DATE: 03/28/2025

CAD DWG FILE: X2317-A-A1
DRAWN BY: AMS
CHECKED BY: JAM
DESIGNED BY: JAM

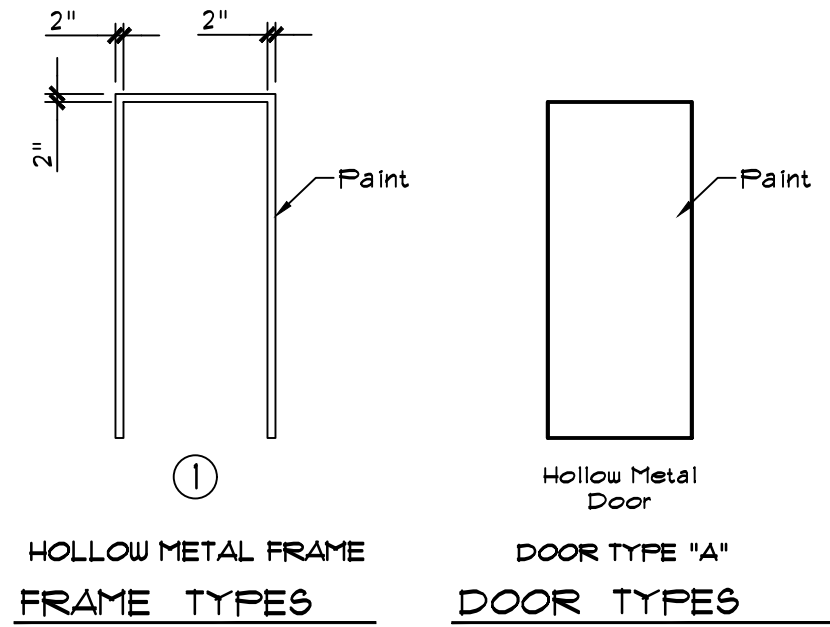
SHEET TITLE:
FLOOR PLAN
& ELEVATIONS

SHEET NUMBER:

A-1

42 OF 56 SHEETS
03/28/2025

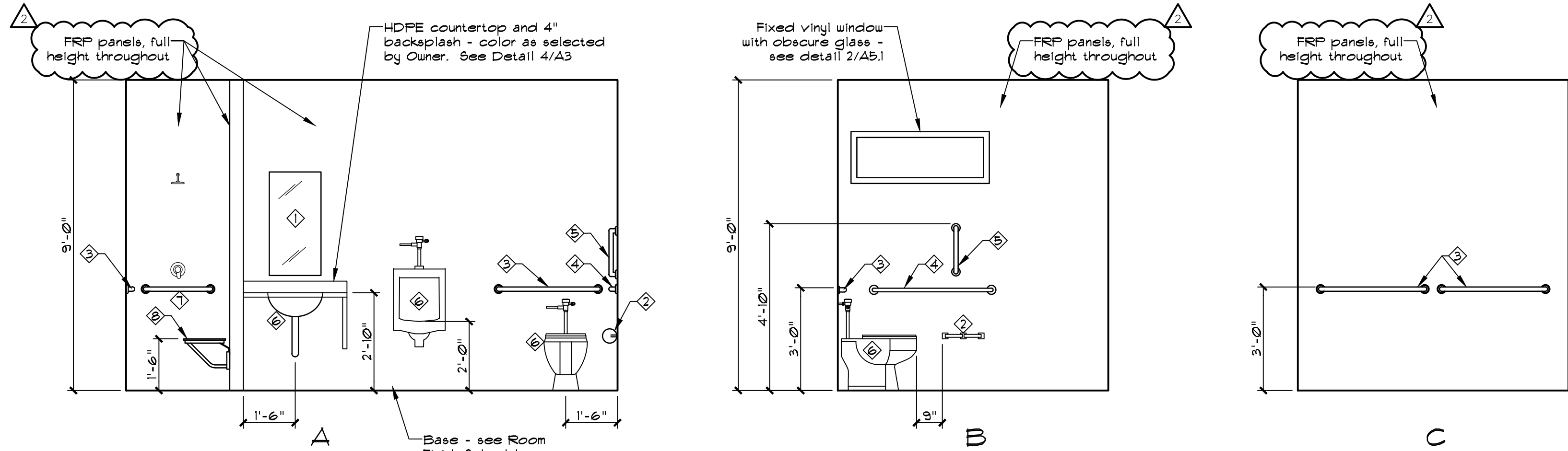
HARDWARE SCHEDULE	
Group 1	Manufacturer
3 Butt hinges 5-BB-1-4.5x4.5-6B2	Ives
1 Mortise Lockset LV3456 x ATH x 626	Schlage
1 Seal PK33BL	Femko
1 Closer 1461-30496CNS x D81 x US26D x thru-bolt (9PRING HCU5H Arm)	LCN
1 Weatherstripping 332CR	Femko
1 Door sweep 315CN	Femko
1 1/2" tall thermally broken ADA compliant threshold	Femko
1 Lockguard LG13	Ives
1 Drip edge	Femko
Group 2	
3 Butt hinges 5-FB-1-4.5x4.5-6B2	Ives
1 Storeroom Lockset ND80PD x ATH x 626	Schlage
1 Weatherstripping 332CR	Femko
1 Door sweep 315CN	Femko
1 1/2" tall thermally broken ADA compliant threshold	Femko
1 Lockguard LG13	Ives
1 Door holder 4 stop 494R	Rockwood
1 Drip edge	Femko
NOTES	
1. All hardware shall be lever type, handicap accessible.	
2. Locksets with keys shall be keyed as directed by the Owner. The hardware supplier shall coordinate keying with the Owner.	
3. See Specifications for additional requirements and acceptable alternate manufacturers.	



DOOR SCHEDULE							
Door Number	Door Type	Door Size	Door Mat'l	HDUE Group	Frame Type	Frame Finish	Door Finish
100	A	3'-0" x 7'-0" x 1 3/4"	HM	1	1	P	P
101	A	3'-0" x 7'-0" x 1 3/4"	HM	2	1	P	P
102	A	3'-0" x 7'-0" x 1 3/4"	HM	1	1	P	P
103	A	3'-0" x 7'-0" x 1 3/4"	HM	1	1	P	P
104	A	3'-0" x 7'-0" x 1 3/4"	HM	1	1	P	P
105	A	3'-0" x 7'-0" x 1 3/4"	HM	1	1	P	P
NOTES			ABBREVIATION LEGEND				
1. Galvanized and insulated door			P	Paint (field)	EX	Existing	
			HM	Hollow Metal			

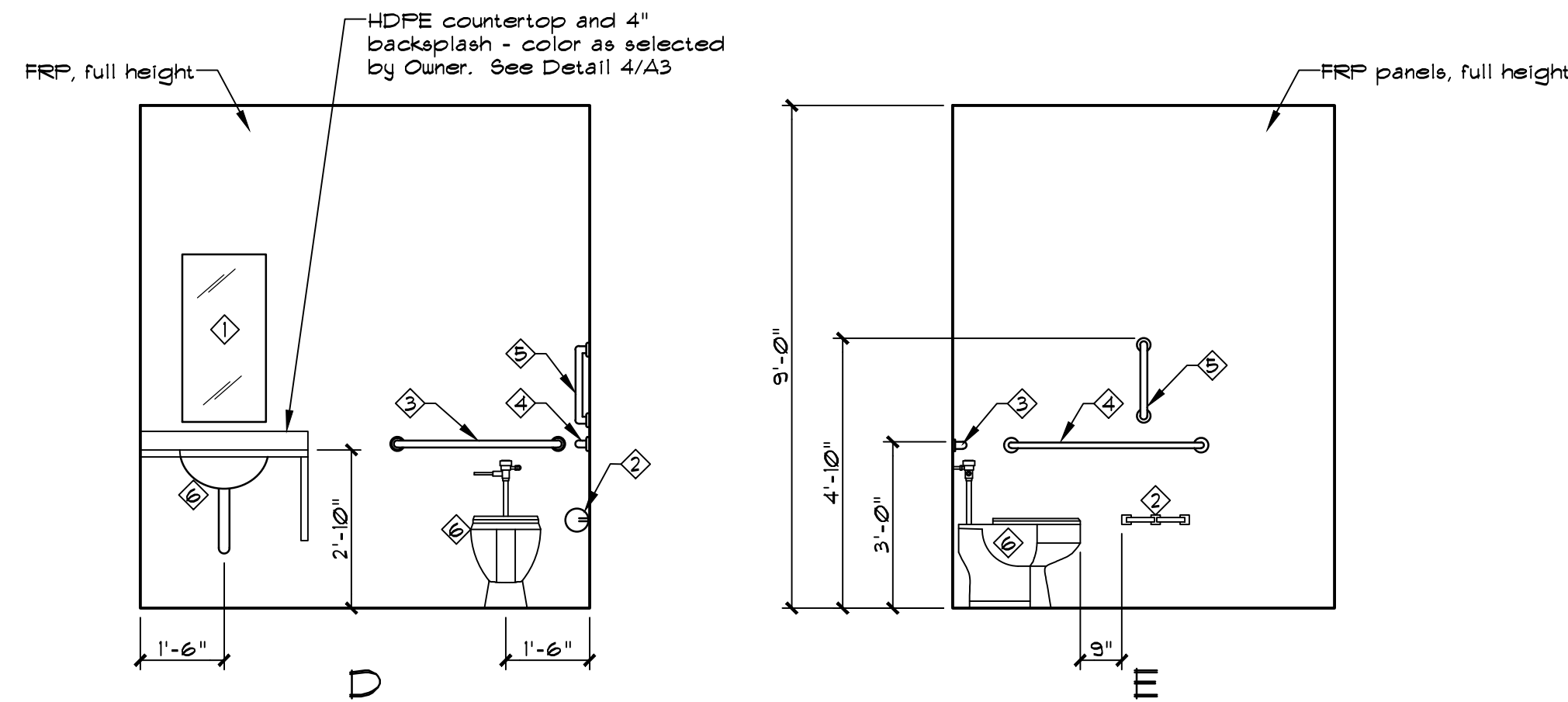
ROOM FINISH SCHEDULE								
ROOM NO.	ROOM NAME	FLOOR	BASE	WALLS				CEILING
				NORTH	EAST	WEST	SOUTH	MAT'L
100	Family Restroom	Conc	-	FRP	FRP	FRP	FRP	GB
101	Mechanical Room	Conc	VB	FRP	FRP	FRP	FRP	GB
102	Restroom	Conc	-	FRP	FRP	FRP	FRP	GB
103	Restroom	Conc	-	FRP	FRP	FRP	FRP	GB
104	Shower Room	Conc	-	FRP	FRP	FRP	FRP	GB
105	Shower Room	Conc	-	FRP	FRP	FRP	FRP	GB
NOTES				ABBREVIATION LEGEND				
1. All colors and finishes as selected by Owner.				GB	Gypsum Board	EX	Existing	
				Conc	Concrete	P	Paint	
				FRP	Fiberglass Reinforced Plastic Panels	VB	Vinyl Base	

TOILET ACCESSORY SCHEDULE			
NO.	DESCRIPTION	MATERIAL	FINISH
1	Mirror - with metal frame	---	---
2	Toilet Paper Dispenser	---	---
3	Grab Bar, 1 1/2" x 36"	stainless steel	satn
4	Grab Bar, 1 1/2" x 42"	stainless steel	satn
5	Grab Bar, 1 1/2" x 18"	stainless steel	satn
6	Handicapped Accessible Plumbing Fixture - See PLUMBING DRAWINGS		
7	Grab Bar, 1 1/2" x 24"	stainless steel	satn
8	Folding Shower Seat - 24"x16" - Barrier Free or approved equal	Teakwood	--
NOTES			
1. Provide solid blocking where toilet partitions, grab bars, dispensers, lavatories, etc., are mounted to walls. Coordinate locations with owner provided equipment.			
2. Soap & paper towel dispensers shall be mounted such that access point is located 44" above the finish floor.			
3. Refer to Plumbing Drawings for fixture information.			
4. All grab bars in accessible areas to be mounted to resist a 250 lbs force in any direction.			
5. Coordinate each toilet accessory mounting with each wall type and finish schedule.			



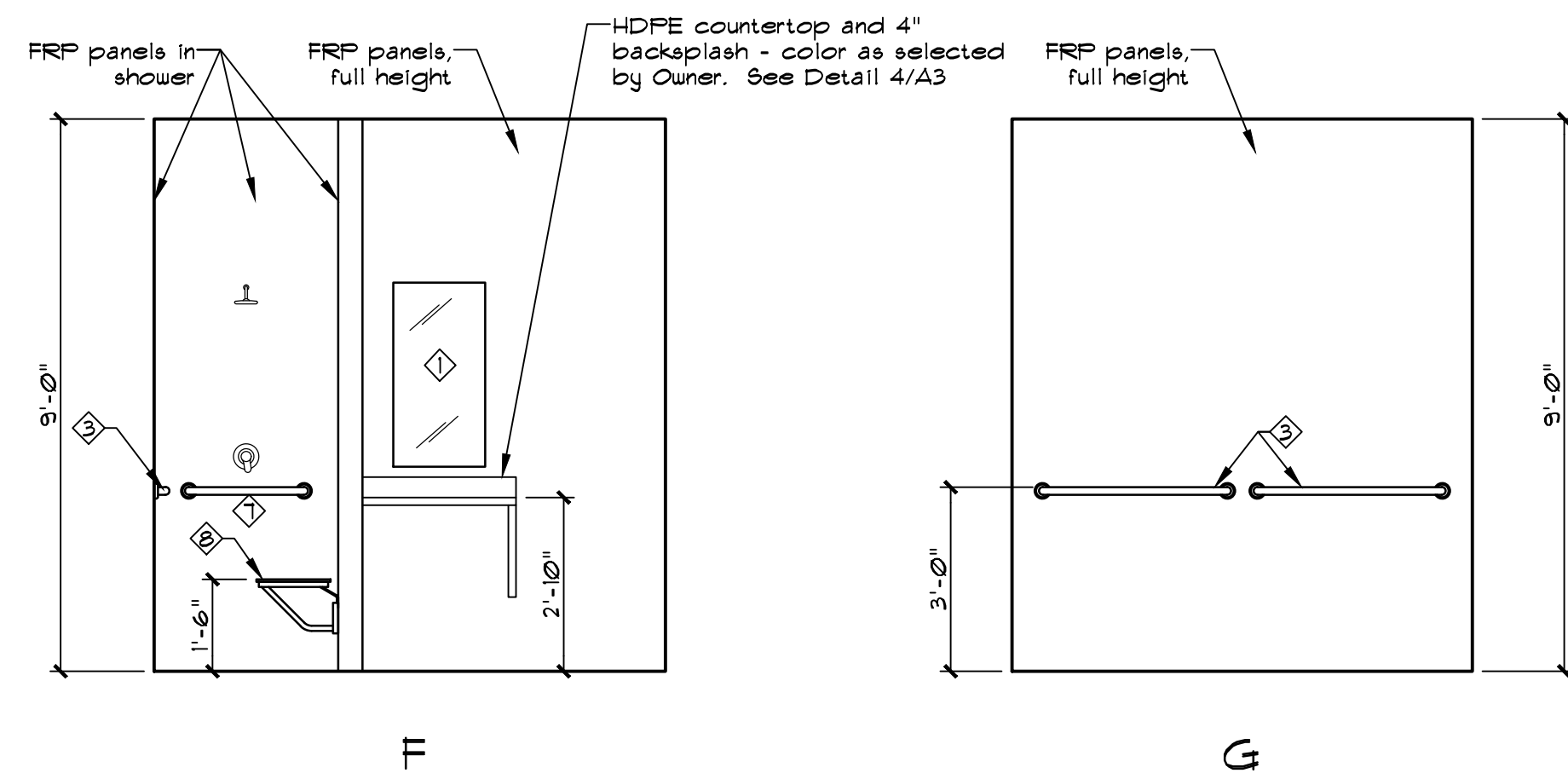
ELEVATIONS - FAMILY RESTROOM (100)

3/8" = 1'-0"



ELEVATIONS - RESTROOM (102)

3/8" = 1'-0"



ELEVATIONS - SHOWER ROOM (104)

3/8" = 1'-0"

STATE OF MISSOURI
MICHAEL L. PARSON,
GOVERNOR



636-564-0540 (tel.)
636-564-0512 (fax)
mail@cochraneng.com
Cochran Engineering
Civil Engineering
Land Surveying
Architecture
Site Development
General Consulting
Master Planning



Missouri State Certificate
of Authority Numbers:
Survey : 000350
Engineering : 001655
Architecture : 2002014240

OFFICE OF ADMINISTRATION
DIVISION OF FACILITIES
MANAGEMENT,
DESIGN AND CONSTRUCTION

DEPARTMENT OF
NATURAL RESOURCES
MISSOURI STATE PARKS

NEW PREMIUM 63 SITE
LOOP CAMPGROUND

ST. FRANCOIS STATE PARK
8920 US-67N
BONNE TERRE, MO 63628

PROJECT # X2317-01
SITE # 5216
ASSET # 7815216025

REVISION: **ADDENDUM #2**
DATE: 08/27/25
REVISION: _____
DATE: _____
REVISION: _____
DATE: _____
ISSUE DATE: 03/28/2025

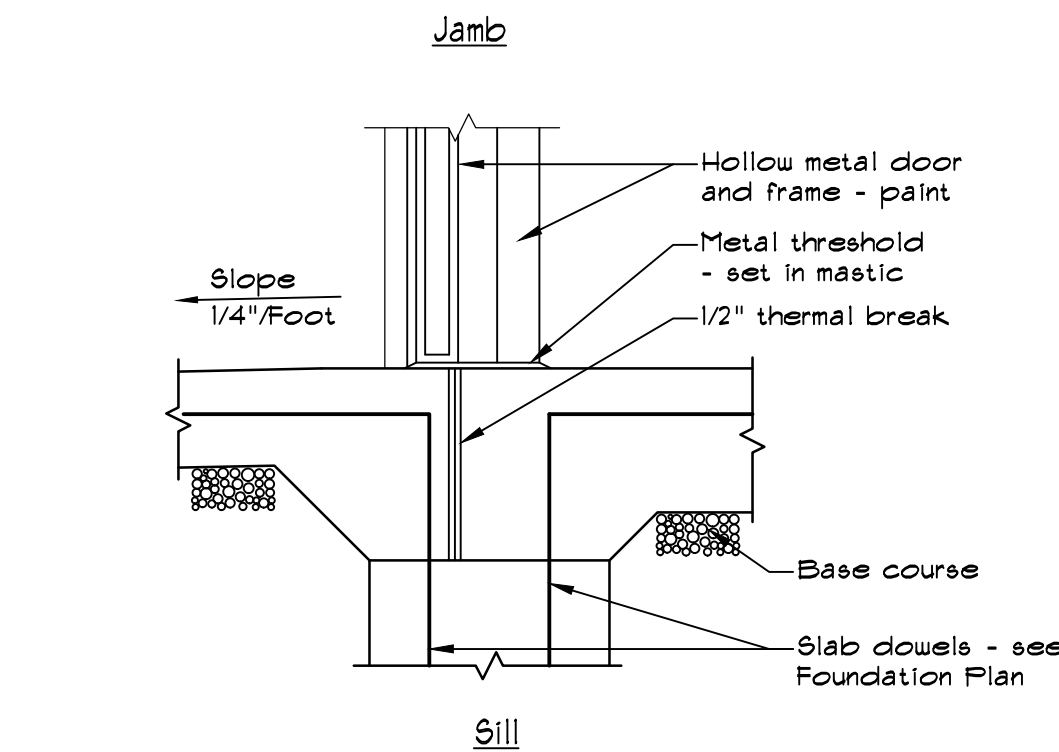
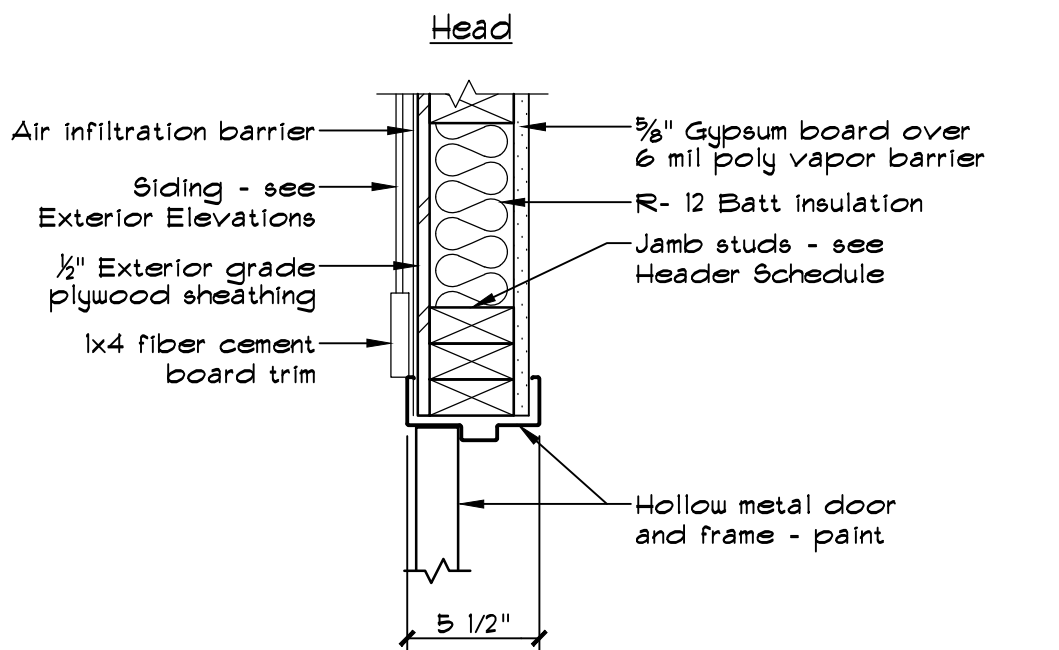
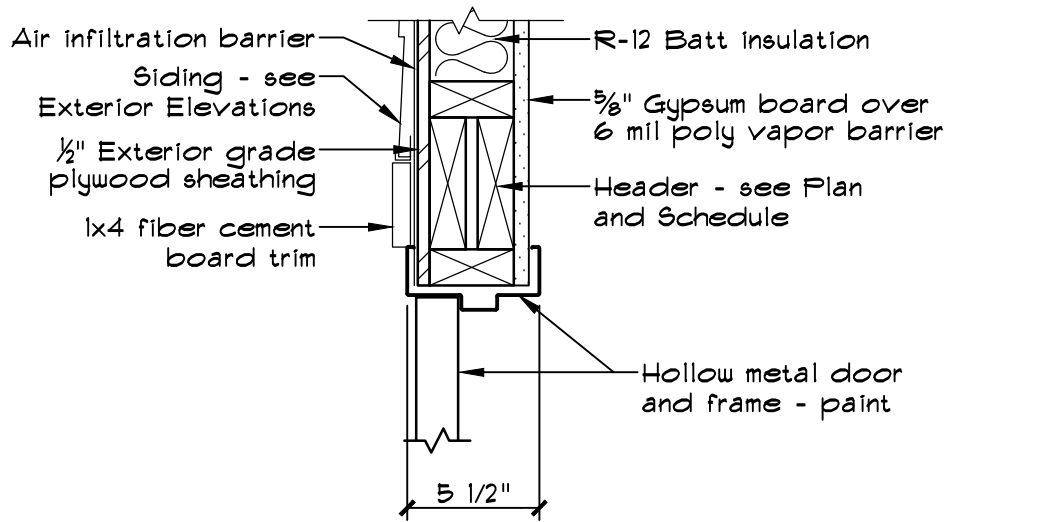
CAD DWG FILE: X2317-A-A1
DRAWN BY: AMS
CHECKED BY: JAM
DESIGNED BY: JAM

SHEET TITLE:
INTERIOR
ELEVATIONS

SHEET NUMBER:

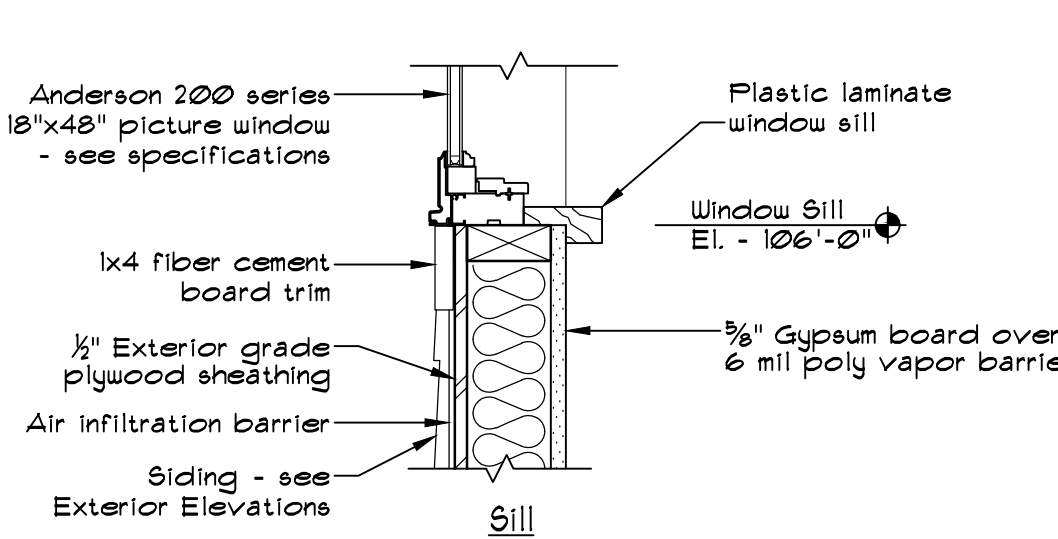
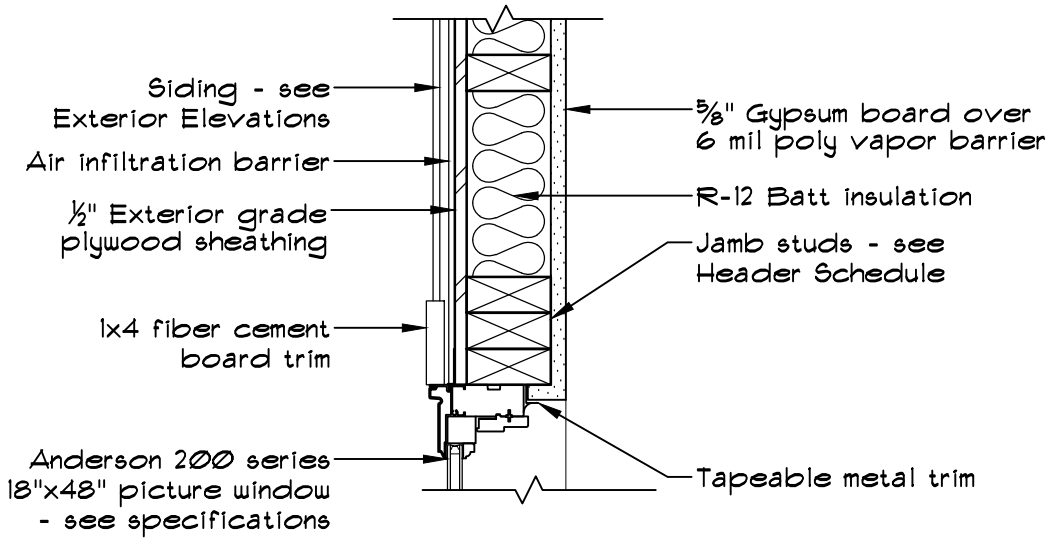
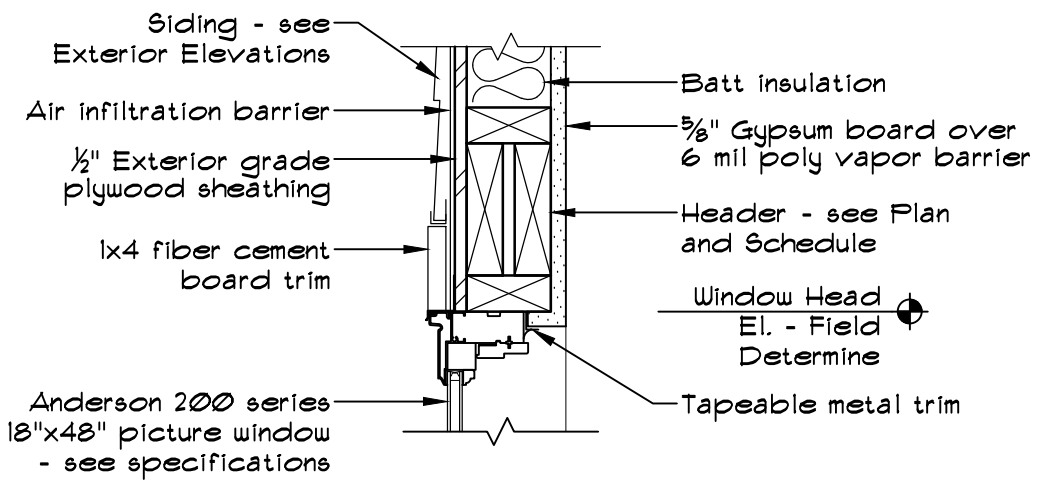
A-3

44 OF 56 SHEETS
03/28/2025



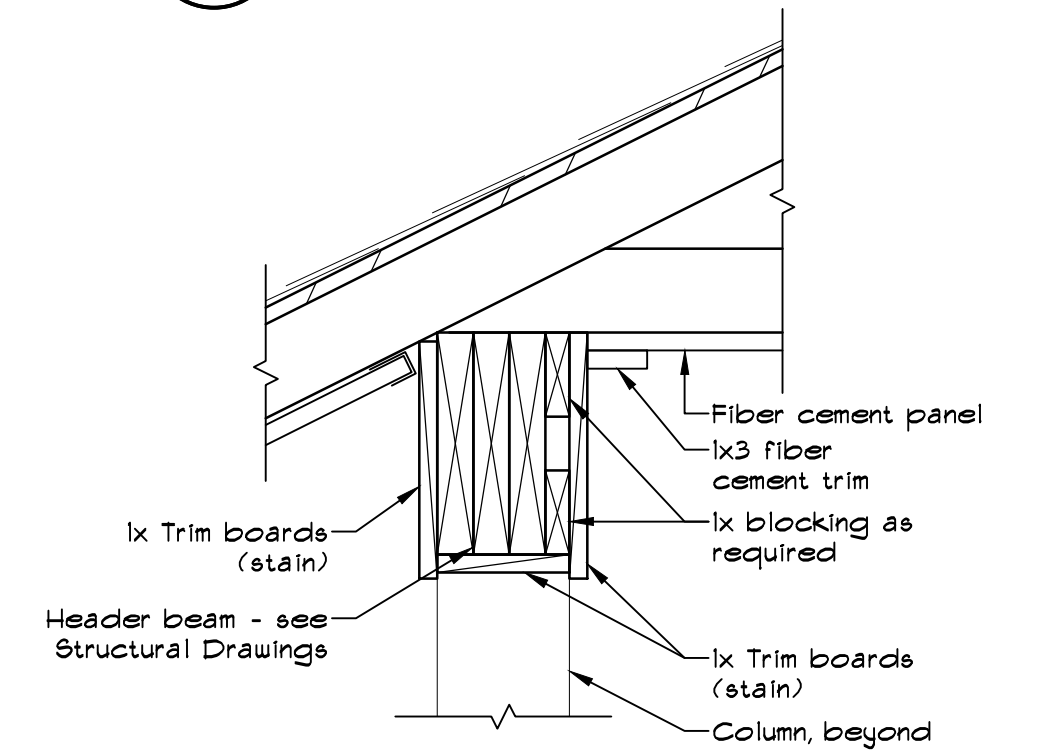
1
1 1/2" = 1'-0"

EXTERIOR HOLLOW METAL DOOR DETAILS



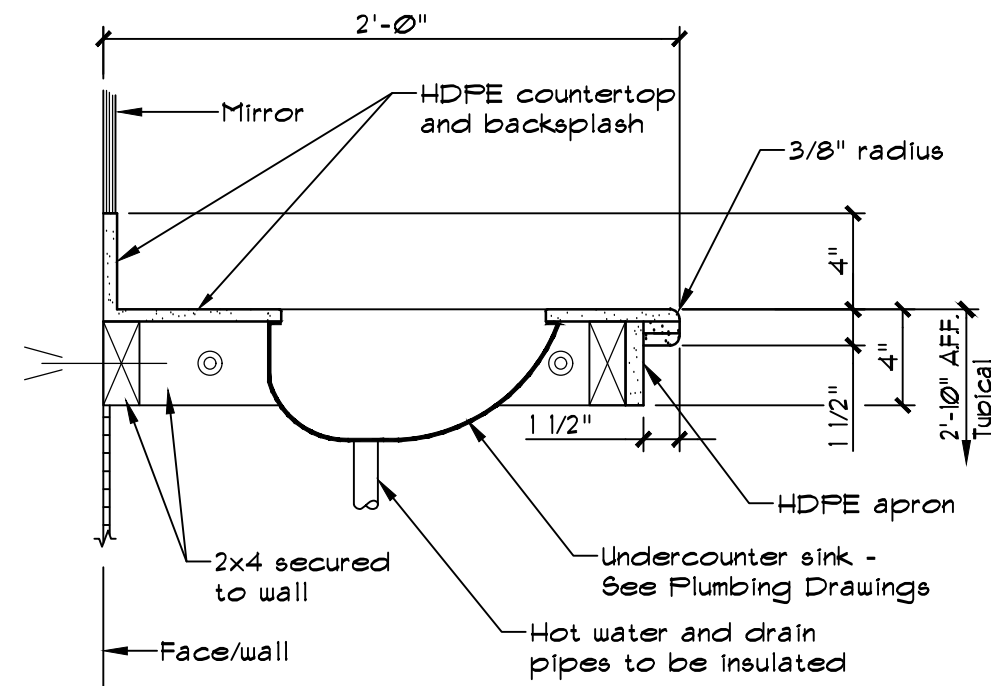
2
1 1/2" = 1'-0"

WINDOW DETAILS



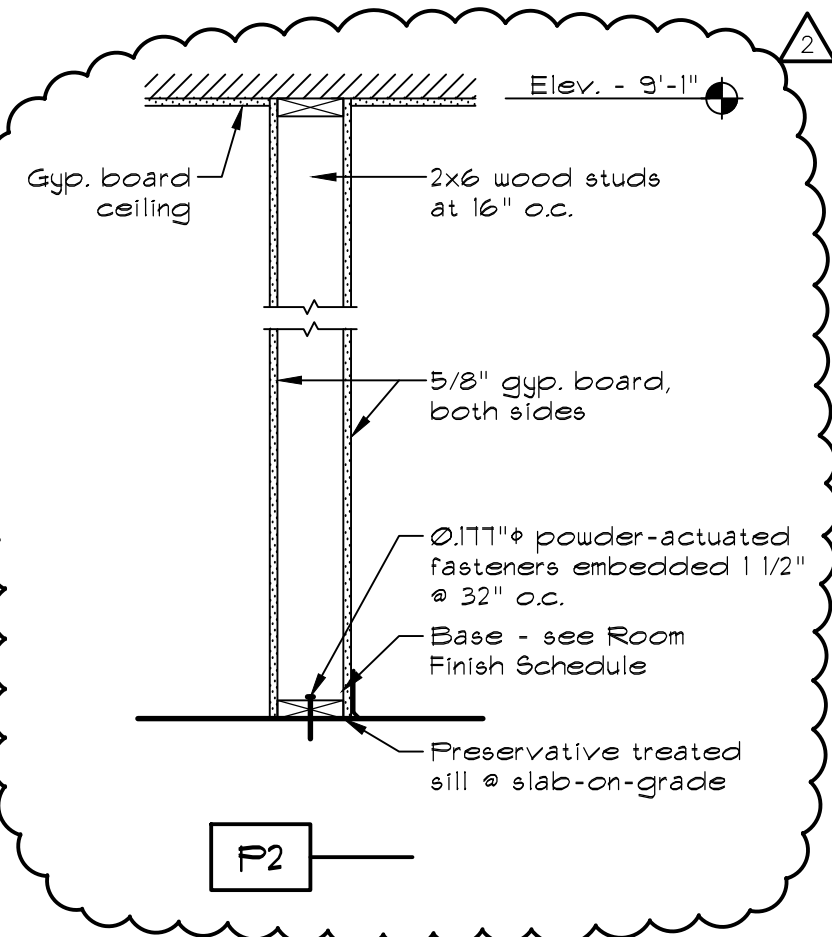
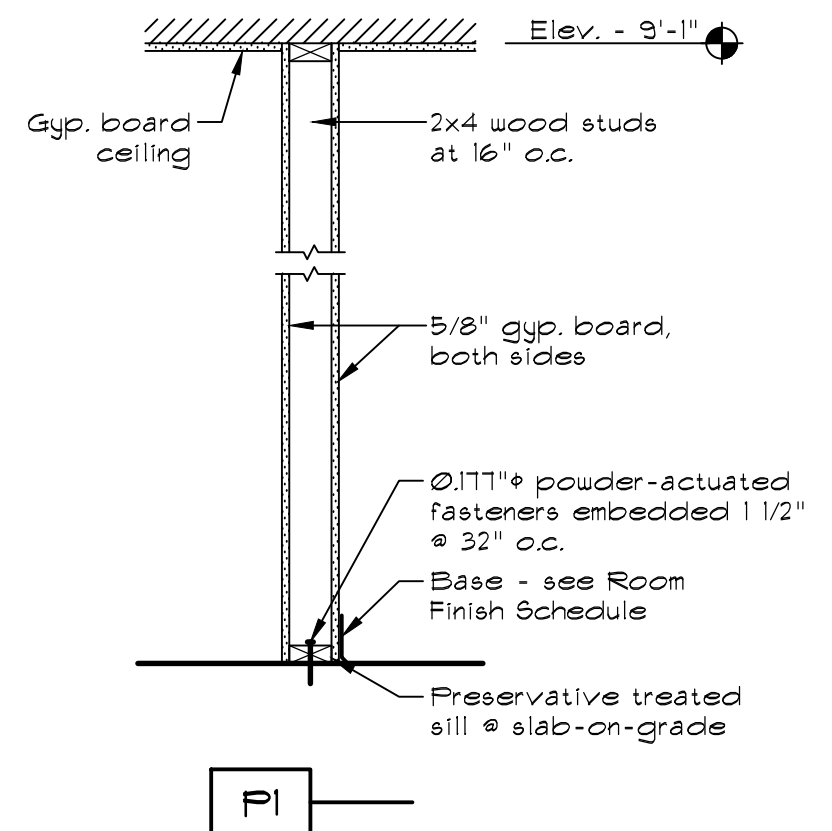
3
1 1/2" = 1'-0"

PORCH HEADER DETAIL




4
1 1/2" = 1'-0"

LAVATORY SECTION



3/4" = 1'-0"

PARTITION TYPES



Missouri State Certificate
of Authority Numbers:
Survey : 000350
Engineering : 001655
Architecture: 2002014240

OFFICE OF ADMINISTRATION
DIVISION OF FACILITIES
MANAGEMENT,
DESIGN AND CONSTRUCTION

DEPARTMENT OF
NATURAL RESOURCES
MISSOURI STATE PARKS

NEW PREMIUM 63 SITE
LOOP CAMPGROUND

ST. FRANCOIS STATE PARK
8920 US-67N
BONNE TERRE, MO 63628

PROJECT # X2317-01
SITE # 5216
ASSET # 7815216025

REVISION: **ADDENDUM #2**
DATE: 08/27/25
REVISION: _____
DATE: _____
REVISION: _____
DATE: _____
ISSUE DATE: 03/28/2025

CAD DWG FILE: X2317-A-A1
DRAWN BY: AMS
CHECKED BY: JAM
DESIGNED BY: JAM

SHEET TITLE:

DETAILS

SHEET NUMBER:

A-4

45 OF 56 SHEETS
03/28/2025

PLUMBING GENERAL NOTES

1. PLUMBING CONTRACTOR SHALL ABIDE BY THE LOCAL CODES AND ORDINANCES.
2. PLUMBING CONTRACTOR SHALL FIELD VERIFY THE EXACT LOCATIONS AND SIZES OF ALL UTILITIES, INCLUDING THE DEPTHS OF ALL BELOW GRADE SANITARY SEWERS, PRIOR TO START OF WORK. THIS DRAWING IS NOT INTENDED TO INDICATE ALL EXISTING UTILITIES.
3. CONTRACTOR SHALL BE FAMILIAR WITH LANDLORD'S STANDARDS, RULES AND REGULATIONS. ALL LANDLORD'S CRITERIA SHALL BE COMPILED WITH AND INCLUDED IN THIS BID.
4. CONTRACTOR SHALL VISIT SITE PRIOR TO SUBMITTING BID AND FIELD VERIFY EXISTING CONDITIONS TO ENSURE THAT THE WORK REPRESENTED ON THE DRAWINGS AND IN THESE SPECIFICATIONS CAN BE INSTALLED AS INDICATED. CONTRACTOR SHALL TAKE ALL INTERFERENCES INTO CONSIDERATION. PROVIDE ALL NECESSARY OFFSETS TO SUIT FIELD CONDITIONS AS REQUIRED.
5. CONTRACTOR SHALL VERIFY AND COORDINATE ALL UTILITY CONNECTION POINTS, INCLUDING SIZES AND INVERTS WITH EXISTING FIELD CONDITIONS PRIOR TO START OF WORK.
6. MAKE ALL UTILITY CONNECTIONS AND INSTALLATIONS IN FULL ACCORDANCE WITH ALL UTILITY REGULATIONS. PROVIDE ALL ADDITIONAL APPURTENANCES AS REQUIRED BY UTILITY COMPANY. THE COMPLETED INSTALLATION SHALL BE IN ACCORDANCE WITH ALL APPLICABLE INDUSTRY STANDARDS OF GOOD PRACTICE AND SAFETY, AND THE MANUFACTURER'S STRICTEST RECOMMENDATIONS FOR EQUIPMENT AND PRODUCT APPLICATION AND INSTALLATION.
7. THE CONTRACTOR SHALL OBTAIN AND PAY FOR ALL PERMITS AND INSPECTIONS RELATED TO THE INSTALLATION OF THE WORK.
8. ALL WORK SHALL COMPLY WITH ALL APPLICABLE FEDERAL, STATE AND LOCAL CODES, LAWS, ACTS AND ALL AUTHORITIES HAVING JURISDICTION AND LANDLORD'S CRITERIA.
9. MAINTAIN ALL MANUFACTURER'S RECOMMENDED SERVICE CLEARANCES FOR ALL FIXTURES AND EQUIPMENT. REFER TO ARCHITECTURAL PLANS FOR EXACT LOCATIONS OF PLUMBING FIXTURES.
10. CUTTING OF ROOF AND FLASHING OF PIPE CURBS, SANITARY VENT THROUGH ROOF, ETC. SHALL BE COORDINATED WITH AND PERFORMED BY LANDLORD'S ROOFING CONTRACTOR, AT THIS CONTRACTOR'S EXPENSE, TO MAINTAIN ROOF WARRANTY. ALL VENT OUTLETS SHALL BE A MINIMUM OF 10'-0" AWAY FROM OR 3'-0" ABOVE ANY AIR INTAKES ON HVAC EQUIPMENT.
11. CONTRACTOR SHALL COORDINATE TIMES TO WORK IN SPECIFIC AREA OF THE EXISTING BUILDING WITH THE BUILDING MANAGER AND WITH THE OCCUPANTS OF THE AREA AFFECTED BY THE WORK.
12. CONTRACTOR TO VERIFY ALL EXISTING CONDITIONS AND SHALL NOTIFY THE ENGINEER OF ANY DISCREPANCIES WITH THE CONTRACT DOCUMENTS BEFORE COMMENCING ANY WORK.
13. SLEEVE AND SEAL ALL PIPE PENETRATIONS O WALLS AND FLOORS. APPLY INTUMESCENT FIRE SAFING COMPOUND AT PENETRATIONS AT FIRE RATED WALLS AND FLOORS, MAINTAINING INTEGRITY AND RATING OF FIRE SEPARATION. SLEEVES THROUGH FLOORS SHALL EXTEND 2" ABOVE FLOOR, BE GROUTED INTO PLACE AND WATERPROOFED. PIPING THROUGH EXTERIOR WALLS SHALL BE SLEEVED AND SEALED WEATHER TIGHT WITH SILICONE CAULK.
14. ALL DOMESTIC COLD, HOT AND TEMPERED WATER PIPING TO BE INSULATED WITH RIGID FIBERGLASS INSULATION WITH TYPE "ASJ" JACKET. COLD WATER PIPES TO HAVE 3⁄8" THICK INSULATION. DOMESTIC HOT AND TEMPERED WATER PIPES TO HAVE 1" THICK INSULATION.
15. THE P.C. IS TO INSPECT THE EXISTING SANITARY DRAIN TO VERIFY THAT IT HAS SUFFICIENT DEPTH FOR THE NEW WORK AND TO VERIFY THE DIRECTION OF FLOW. PRESSURE TEST THE EXISTING SANITARY DRAIN PRIOR TO THE START OF WORK. VERIFY THAT SEWER IS ACTIVE BY FLUSHING WITH WATER, A MINIMUM OF FIVE GALLONS PER MINUTE FOR FOUR HOURS PRIOR TO START OF WORK.

SANITARY SEWER CONDITIONS NOTE:

SANITARY SEWER PIPING SHOWN ON DRAWINGS IS DIAGRAMMATIC AND MAY DIFFER SLIGHTLY FROM ACTUAL FIELD CONDITIONS. PLUMBING CONTRACTOR (PC) SHALL COORDINATE WITH EXISTING FIELD CONDITIONS VIA A SANITARY VIDEO SURVEY/SCOPE TO DETERMINE THE EXACT SIZE, LOCATION, INVERT ELEVATIONS AT THE PROPOSED CONNECTIONS TO EXISTING PLUMBING SERVICES PRIOR TO BID/CONSTRUCTION. IF ACTUAL FIELD FINDINGS VARY SIGNIFICANTLY FROM THOSE AS INDICATED ON PLANS, PC SHALL NOTIFY GENERAL CONTRACTOR (GC) IMMEDIATELY PRIOR TO STARTING ANY WORK. THE OWNER SHALL NOT BE RESPONSIBLE FOR ADDITIONAL COSTS INCURRED BY FAILED COORDINATION AFTER CONSTRUCTION HAS BEGUN. PC SHALL BE RESPONSIBLE FOR UTILIZING A REPUTABLE UTILITY LOCATING SERVICE PRIOR TO ANY EXCAVATION.

TABLE TO CALCULATE DRAINAGE FIXTURE UNITS

PLUMBING FIXTURE	DRAINAGE FIXTURE UNITS	NUMBER OF FIXTURES	TOTAL DRAINAGE FIXTURE UNITS
WATER CLOSET	3	3	9
LAVATORY	1	3	3
FLOOR DRAIN	2	3	6
TOTAL DRAINAGE UNITS			18.0
TOTAL DRAINAGE UNITS FOR ALL FIXTURES			4*

PLUMBING KEYED NOTES

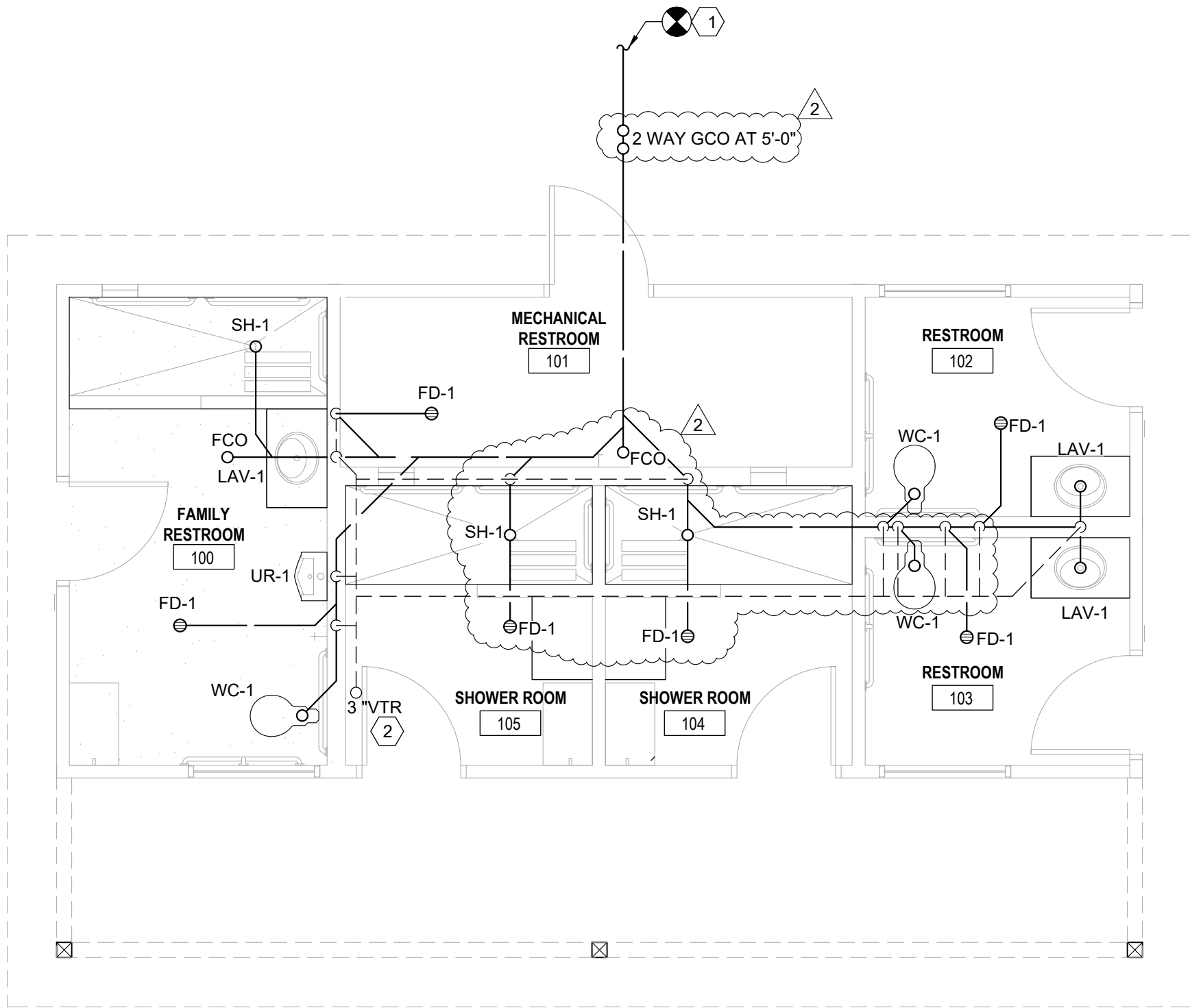
- 1 ROUTE NEW SANITARY WASTE PIPING TO CONNECT TO EXISTING WASTE PIPING, SEE SHEET C-108 FOR CONTINUATION.
- 2 ROUTE TO CONNECT TO EXISTING SANITARY VENT PIPING THROUGH ROOF. MAINTAIN MINIMUM 10'-0 OFFSET FROM OUTSIDE AIR INTAKES.

PLUMBING FIXTURE SCHEDULE

MARK	FIXTURE	SAN.	VENT	C.W.	H.W.	REMARKS
LAV-1	UNDER MOUNT SINGLE OVAL BOWL SINK STAINLESS STEEL ADA COMPLIANT 19"L X 16" W - DELTA FAUCETS MODEL: 86T1153 ITEM: BC1279798 0.5GPM DOUBLE TIP ACTION LEVER HANDLES 2 HOLE METERING BATHROOM FAUCET FROM THE COMMERCIAL SERIES (OR EQUIVALENT)	2"	2"	1/2"	3/4"	MODEL K-2609-MU REQUIRED ACCESSORIES K-7114-A WITH GRID STRAINERS PROVIDE WITH TRUE BRO LAV GUARD AND POINT TO USE MIXING VALVE SET TO 105° F.
UR-1	URINAL - TOTO - UT447E MOUNTED AT 17" AFF MAX. (AMERICAN STANDARD 6063.051.002 ELECTRONIC URINAL SENSOR FLUSH VALVE, FLOWISE 0.5 GPF) ADA COMPLIANT ELONGATED RIM WITH FLOOR PEDESTAL CARRIER (OR EQUIVALENT)	2"	2"	1/2"	-	TOTO - UT447E COMPACT URINAL WITH CONCEALED INTEGRAL TRAP WASHOUT FLUSH ACTION WITH 3/4" TOP OR BACK SPUD INLET 0.5 GPF WITH ANY FLUSH VALVE AMERICAN STANDARD 6063.051.002 ELECTRONIC URINAL SENSOR FLUSH VALVE, FLOWISE 0.5 GPF. FULLY MECHANICAL MANUAL OVERRIDE - ALLOWS VALVE TO FLUSH DURING A POWER FAILURE.
WC-1	FLOOR MOUNTED KOHLER K-96057 WATER CLOSET 1 1/2" TOP SPUD FLUSHOMETER VALVE SIPHON - FULLY GLAZED TRAPWAY 2'-18" - ADA (OR EQUIVALENT)	4"	2"	1 1/2"	-	KOHLER K-96057 HIGHCLIFF ULTRA TOILET BOWL IS VITREOUS CHINA PRECISION-ENGINEERED TO DELIVER SUPERIOR PERFORMANCE AT EITHER 1.28 GPF OR 1.6GPF: DEPEND ON FLUSHOMETER.
FD-1	FLOOR DRAIN - JR SMITH 2010-A (OR EQUIVALENT)	3"	2"	-	-	CAST IRON BODY - PROVIDE WITH VANDAL RESISTANT SCREWS MEDIUM DUTY STAINLESS STEEL GRATE
SH-1	KOHLER PURIST INCLUDES PURIST® K-22178-G 1.75-GPM MULTIFUNCTION HANDSHOWER, 60" METAL HOSE, 28" SLIDEBAR AND CONTEMPORARY SLIDEBAR TRIM (OR EQUIVALENT)	2"	2"	1/2"	3/4"	FULL COVERAGE SPRAY PRODUCES AN ENCOMPASSING SPRAY IDEAL FOR EVERYDAY USE. FEATURES A NONPOSITIVE SHUTOFF: WATER- SAVING PAUSE MODE TO TEMPORARILY REDUCE WATER FLOW. KOHLER FINISHES RESIST CORROSION AND TARNISHING. 1.75 GPM (6.8 LPM) FLOW RATE. SET TEMP @ PRESSURE BALANCE VALVE TO 110° F.
HB-1	HOSE BIB INTERIOR WITH CHECK VALVE (OR EQUIVALENT)	2"	2"	1/2"	-	WOODFORD - MODEL 26
HB-2	ZURN HOSE BIB INTERIOR WITH CHECK VALVE (OR EQUIVALENT)	2"	2"	1/2"	-	ZURN - Z1321-CL - HYDRANT FURNISHED WITH TYPE 304 STAINLESS STEEL FACEPLATE AND INCLUDES OPERATING KEY.
RPZBFP	REDUCED PRESSURE ZONE ASSEMBLY WATTS LF-919-QT OR EQUAL (OR EQUIVALENT)	2"	-	-	-	LEAD FREE CAST COPPER WITH QUARTER TURN CONTROLS


PLUMBING FIXTURE NOTE:

PLUMBING FIXTURE SCHEDULE MANUFACTURER AND CATALOG NUMBERS ARE SHOWN AS A DESIGN BASIS ONLY. REFER TO SPECIFICATION SECTION 220140. OTHER MANUFACTURERS MAY BE APPROVED AFTER SUBMITTAL OF A WRITTEN REQUEST.



1 DWV PLAN
SCALE : 1/4" = 1'-0"

STATE OF MISSOURI
MICHAEL L. PARSON,
GOVERNOR



08/27/25

CASE
Engineering Inc.

T 636.349.1600
F 636.349.1730
796 Merus Court
St. Louis, MO 63026
CERTIFICATE OF AUTHORITY NO. 001498

OFFICE OF ADMINISTRATION
DIVISION OF FACILITIES
MANAGEMENT,
DESIGN AND CONSTRUCTION

DEPARTMENT OF
NATURAL RESOURCES
MISSOURI STATE PARKS

NEW 63 SITE
LOOP CAMPGROUND

ST. FRANCOIS STATE PARK
8920 US-67N

ST.FRANCOIS COUNTY, MISSOURI

PROJECT # X2317-01
SITE # 5216
ASSET # 7815216025

REVISION: ADDENDUM #2
DATE: 08/27/2025
REVISION: _____
DATE: _____
REVISION: _____
DATE: _____
ISSUE DATE: 03/28/2025

CAD DWG FILE: COC-MO-16-23
DRAWN BY: DMM
CHECKED BY: NH
DESIGNED BY: DMM

SHEET TITLE:
PLUMBING DWV
PLAN

SHEET NUMBER:

P1.0

53 OF 56 SHEETS
03/28/2025

PLUMBING GENERAL NOTES

1. PLUMBING CONTRACTOR SHALL ABIDE BY THE LOCAL CODES AND ORDINANCES.
2. PLUMBING CONTRACTOR SHALL FIELD VERIFY THE EXACT LOCATIONS AND SIZES OF ALL UTILITIES, INCLUDING THE DEPTHS OF ALL BELOW GRADE SANITARY SEWERS, PRIOR TO START OF WORK. THIS DRAWING IS NOT INTENDED TO INDICATE ALL EXISTING UTILITIES.
3. CONTRACTOR SHALL BE FAMILIAR WITH LANDLORD'S STANDARDS, RULES AND REGULATIONS. ALL LANDLORD'S CRITERIA SHALL BE COMPILED WITH AND INCLUDED IN THIS BID.
4. CONTRACTOR SHALL VISIT SITE PRIOR TO SUBMITTING BID AND FIELD VERIFY EXISTING CONDITIONS TO ENSURE THAT THE WORK REPRESENTED ON THE DRAWINGS AND IN THESE SPECIFICATIONS CAN BE INSTALLED AS INDICATED. CONTRACTOR SHALL TAKE ALL INTERFERENCES INTO CONSIDERATION. PROVIDE ALL NECESSARY OFFSETS TO SUIT FIELD CONDITIONS AS REQUIRED.
5. CONTRACTOR SHALL VERIFY AND COORDINATE ALL UTILITY CONNECTION POINTS, INCLUDING SIZES AND INVERTS WITH EXISTING FIELD CONDITIONS PRIOR TO START OF WORK.
6. MAKE ALL UTILITY CONNECTIONS AND INSTALLATIONS IN FULL ACCORDANCE WITH ALL UTILITY REGULATIONS. PROVIDE ALL ADDITIONAL APPURTENANCES AS REQUIRED BY UTILITY COMPANY. THE COMPLETED INSTALLATION SHALL BE IN ACCORDANCE WITH ALL APPLICABLE INDUSTRY STANDARDS OF GOOD PRACTICE AND SAFETY, AND THE MANUFACTURER'S STRICTEST RECOMMENDATIONS FOR EQUIPMENT AND PRODUCT APPLICATION AND INSTALLATION.
7. THE CONTRACTOR SHALL OBTAIN AND PAY FOR ALL PERMITS AND INSPECTIONS RELATED TO THE INSTALLATION OF THE WORK.
8. ALL WORK SHALL COMPLY WITH ALL APPLICABLE FEDERAL, STATE AND LOCAL CODES, LAWS, ACTS AND ALL AUTHORITIES HAVING JURISDICTION AND LANDLORD'S CRITERIA.
9. MAINTAIN ALL MANUFACTURER'S RECOMMENDED SERVICE CLEARANCES FOR ALL FIXTURES AND EQUIPMENT. REFER TO ARCHITECTURAL PLANS FOR EXACT LOCATIONS OF PLUMBING FIXTURES.
10. CUTTING OF ROOF AND FLASHING OF PIPE CURBS, SANITARY VENT THROUGH ROOF, ETC. SHALL BE COORDINATED WITH AND PERFORMED BY LANDLORD'S ROOFING CONTRACTOR. AT THIS CONTRACTOR'S EXPENSE, TO MAINTAIN ROOF WARRANTY. ALL VENT OUTLETS SHALL BE A MINIMUM OF 10'-0" AWAY FROM OR 3'-0" ABOVE ANY AIR INTAKES ON HVAC EQUIPMENT.
11. CONTRACTOR SHALL COORDINATE TIMES TO WORK IN SPECIFIC AREA OF THE EXISTING BUILDING WITH THE BUILDING MANAGER AND WITH THE OCCUPANTS OF THE AREA AFFECTED BY THE WORK.
12. CONTRACTOR TO VERIFY ALL EXISTING CONDITIONS AND SHALL NOTIFY THE ENGINEER OF ANY DISCREPANCIES WITH THE CONTRACT DOCUMENTS BEFORE COMMENCING ANY WORK.
13. SLEEVE AND SEAL ALL PIPE PENETRATIONS O WALLS AND FLOORS. APPLY INTUMESCENT FIRE SAFING COMPOUND AT PENETRATIONS AT FIRE RATED WALLS AND FLOORS. MAINTAINING INTEGRITY AND RATING OF FIRE SEPARATION. SLEEVES THROUGH FLOORS SHALL EXTEND 2" ABOVE FLOOR, BE GROUTED INTO PLACE AND WATERPROOFED. PIPING THROUGH EXTERIOR WALLS SHALL BE SLEEVED AND SEALED WEATHER TIGHT WITH SILICONE CAULK.
14. ALL DOMESTIC COLD, HOT AND TEMPERED WATER PIPING TO BE INSULATED WITH RIGID FIBERGLASS INSULATION WITH TYPE "ASJ" JACKET. COLD WATER PIPES TO HAVE 3/4" THICK INSULATION. DOMESTIC HOT AND TEMPERED WATER PIPES TO HAVE 1" THICK INSULATION.
15. THE P.C. IS TO INSPECT THE EXISTING SANITARY DRAIN TO VERIFY THAT IT HAS SUFFICIENT DEPTH FOR THE NEW WORK AND TO VERIFY THE DIRECTION OF FLOW. PRESSURE TEST THE EXISTING SANITARY DRAIN PRIOR TO THE START OF WORK. VERIFY THAT SEWER IS ACTIVE BY FLUSHING WITH WATER, A MINIMUM OF FIVE GALLONS PER MINUTE FOR FOUR HOURS PRIOR TO START OF WORK.
16. PIPING SHALL NOT INSTALLED IN LOCATION EXPOSED TO FREEZING TEMPERATURES. VERIFY INSTALLATION LOCATION IN THE FIELD.

WATER SERVICE CONDITIONS NOTE:

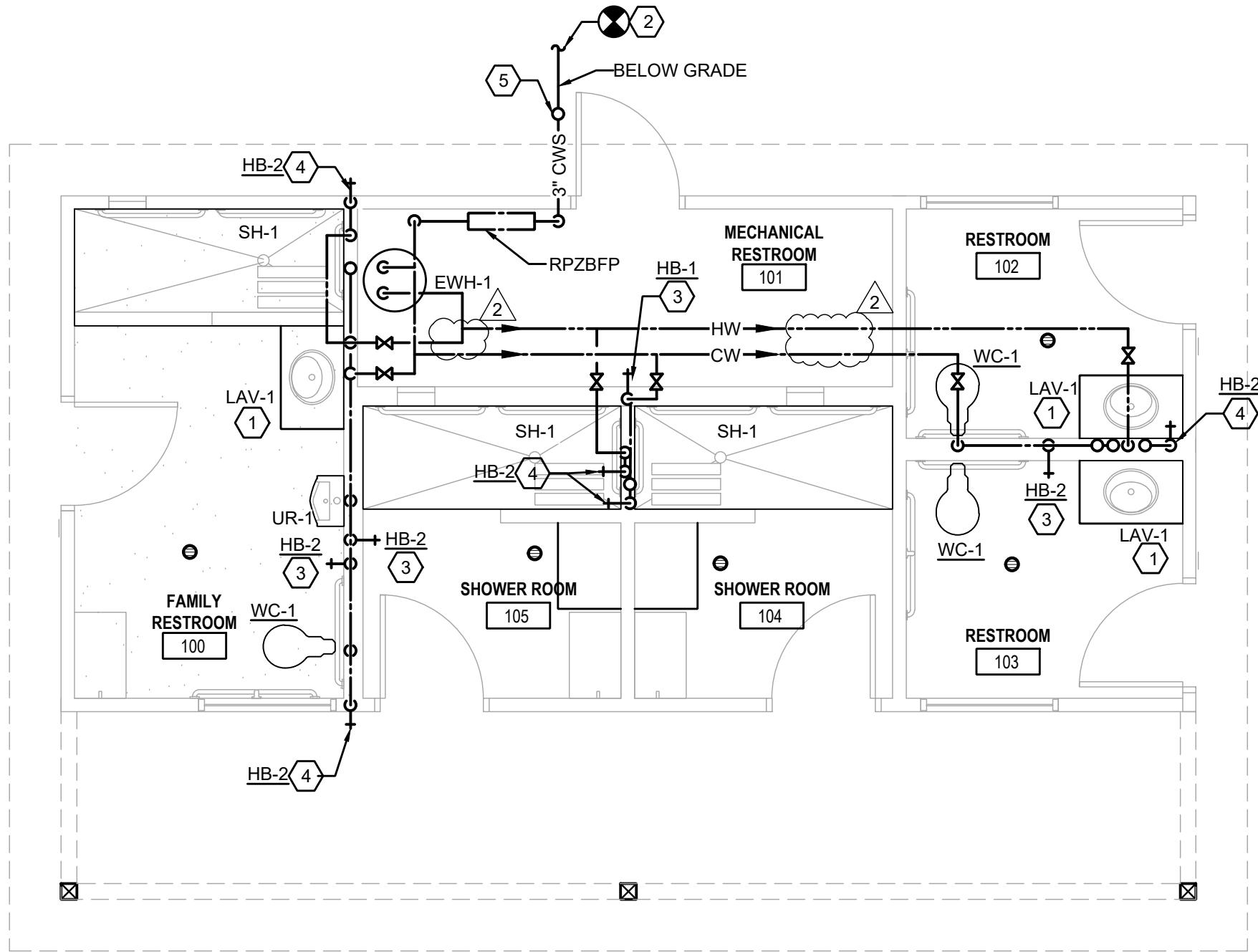
WATER PRESSURE IS SHOWN AS DIAGRAMMATIC ONLY. CONTRACTOR SHALL VERIFY EXISTING WATER PRESSURE IN FIELD PRIOR TO ANY WORK AND PIPING ROUGH IN. IF DISCOVERED ON SITE THT EXISTING WATER PRESSURE IS LESS THAN 60 PSI, CONTACT ENGINEER IMMEDIATELY FOR PIPING DESIGN CHANGES. IF PRESSURE IS GREATER THAN 80 PSI PROVIDE PRESSURE REDUCING VALVE AND REDUCE DOWN TO 77 PSI.

TABLE TO CALCULATE HOT WATER GPH			
PLUMBING FIXTURE	WATER GALLONS PER HOUR	NO. OF FIXTURES	TOTAL HOT WATER GPH
SINKS / LAVATORIES	5	3	15
SHOWER	30	3	90
TOTAL HOT WATER GALLONS PER HOUR FOR ALL FIXTURES:			105 GPH
50	GALLONS USABLE STORAGE (75% TOTAL STORAGE)		38 GALLONS
TOTAL HOT WATER GALLONS PER HOUR NEEDED FOR RECOVERY:			67.5 GPH
TEMPERATURE RISE (°F)			100 °F
GPH RECOVERY x 8.33 x TEMP. RISE THERMAL EFFICIENCY		X (DEMAND FACTOR %)	TOTAL BTU NEEDED FOR RECOVERY
58,570 BTU		0.75	43,928 BTU
BTU -> KW CONVERSION		3,413 BTU / KW	12.9 KW

TABLE TO CALCULATE SUPPLY FIXTURE UNITS			
PLUMBING FIXTURE	SUPPLY FIXTURE UNITS	NUMBER OF FIXTURES	TOTAL SUPPLY FIXTURE UNITS
WATER CLOSET FLUSH VALVE	10.0	3	30.0
LAVATORIES	1.0	3	3.0
SINKS	1.0	1	1.0
URINAL	0.0	1	.0
HOSE BIB	2.5	2	5.0
TOTAL SUPPLY FIXTURE UNITS			39.00
WATER PIPE SIZE = 2"			

WATER HEATER SCHEDULE							
MARK	MFR	MODEL	STORAGE	RECOVERY	F. RISE	VOLT/PHASE	HEAT INPUT
EW-H-1	AO SMITH (OR EQUIVALENT)	DRE-52-13.5	50	55	100	240/1	13.5 KW
1. SET WATER HEATER TEMPERATURE TO 110°F. 2. CONSULT MANUFACTURER PRIOR TO PURCHASE FOR EXACT MODEL AND ALL ACCESSORIES FOR A COMPLETE SYSTEM. 3. CONFIRM VOLTAGE WITH ELECTRICAL CONTRACTOR PRIOR TO PURCHASE AND ROUGH IN. 4. PROVIDE WITH 5 GALLON EXPANSION TANK.							

PLUMBING FIXTURE NOTE:
PLUMBING FIXTURE SCHEDULE MANUFACTURER AND CATALOG NUMBERS ARE SHOWN AS A DESIGN BASIS ONLY. REFER TO SPECIFICATION SECTION 223300. OTHER MANUFACTURERS MAY BE APPROVED AFTER SUBMITTAL OF A WRITTEN REQUEST.




1 SUPPLY PLAN

PLUMBING KEYED NOTES

- 1 INSTALL THERMOSTATIC MIXING VALVE (TMV-1) ON THIS PLUMBING FIXTURE. SEE PLUMBING FIXTURE SCHEDULE.
- 2 ROUTE TO CONNECT TO 3" NEW WATER SUPPLY FOR SPACE BELOW GRADE. GC TO VERIFY SIZE AND UPSIZE AS REQUIRED. VERIFY EXACT LOCATION, DELIVERY PRESSURE, AND SIZE IN FIELD PRIOR TO ANY WORK AND WITH CIVIL DRAWINGS. WATER PIPING SIZE BASED ON 60 PSI INCOMING STATIC WATER PRESSURE. PROVIDE PRESSURE REDUCING VALVE IF PRESSURE IS OVER 80 PSI. CONTACT ENGINEER IMMEDIATELY IF LOW PRESSURE (BELOW 60 PSI) OR DISCREPANCIES ARE FOUND FOR PIPING CHANGES.
- 3 1/2" CW HOSE BID.
- 4 HOSE BID AT LOW POINT IN PIPING FOR FREEZE PROTECTION AND WINTER DRAIN DOWN.
- 5 VALVE BOX AT GRADE.

STATE OF MISSOURI
MICHAEL L. PARSON,
GOVERNOR



08/27/25

CASE
Engineering Inc.

796 Merus Court
St. Louis, MO 63026
T 636.349.1600
F 636.349.1730
CERTIFICATE OF AUTHORITY NO. 001498

OFFICE OF ADMINISTRATION
DIVISION OF FACILITIES
MANAGEMENT,
DESIGN AND CONSTRUCTION

DEPARTMENT OF
NATURAL RESOURCES
MISSOURI STATE PARKS

NEW 63 SITE
LOOP CAMPGROUND

ST. FRANCOIS STATE PARK
8920 US-67N
ST.FRANCOIS COUNTY, MISSOURI

PROJECT # X2317-01
SITE # 5216
ASSET # 7815216025

REVISION: Δ ADDENDUM #2
DATE: 08/27/2025
REVISION: _____
DATE: _____
REVISION: _____
DATE: _____

ISSUE DATE: 03/28/2025

CAD DWG FILE: COC-MO-16-23
DRAWN BY: DMM
CHECKED BY: NH
DESIGNED BY: DMM


SHEET TITLE:

PLUMBING SUPPLY
PLAN

SHEET NUMBER:

P2.0

54 OF 56 SHEETS
03/28/2025



08/27/25

CASE
Engineering Inc.

796 Merus Court
St. Louis, MO 63026
T 636.349.1600
F 636.349.1730
CERTIFICATE OF AUTHORITY NO. 001498

OFFICE OF ADMINISTRATION
DIVISION OF FACILITIES
MANAGEMENT,
DESIGN AND CONSTRUCTION

DEPARTMENT OF
NATURAL RESOURCES
MISSOURI STATE PARKS

NEW 63 SITE
LOOP CAMPGROUND

ST. FRANCOIS STATE PARK
8920 US-67N

ST.FRANCOIS COUNTY, MISSOURI

PROJECT # X2317-01
SITE # 5216
ASSET # 7815216025

REVISION: **ADDENDUM #2**
DATE: 08/27/2025
REVISION: _____
DATE: _____
REVISION: _____
DATE: _____
ISSUE DATE: 03/28/2025

CAD DWG FILE: COC-MO-16-23
DRAWN BY: DMM
CHECKED BY: NH
DESIGNED BY: DMM

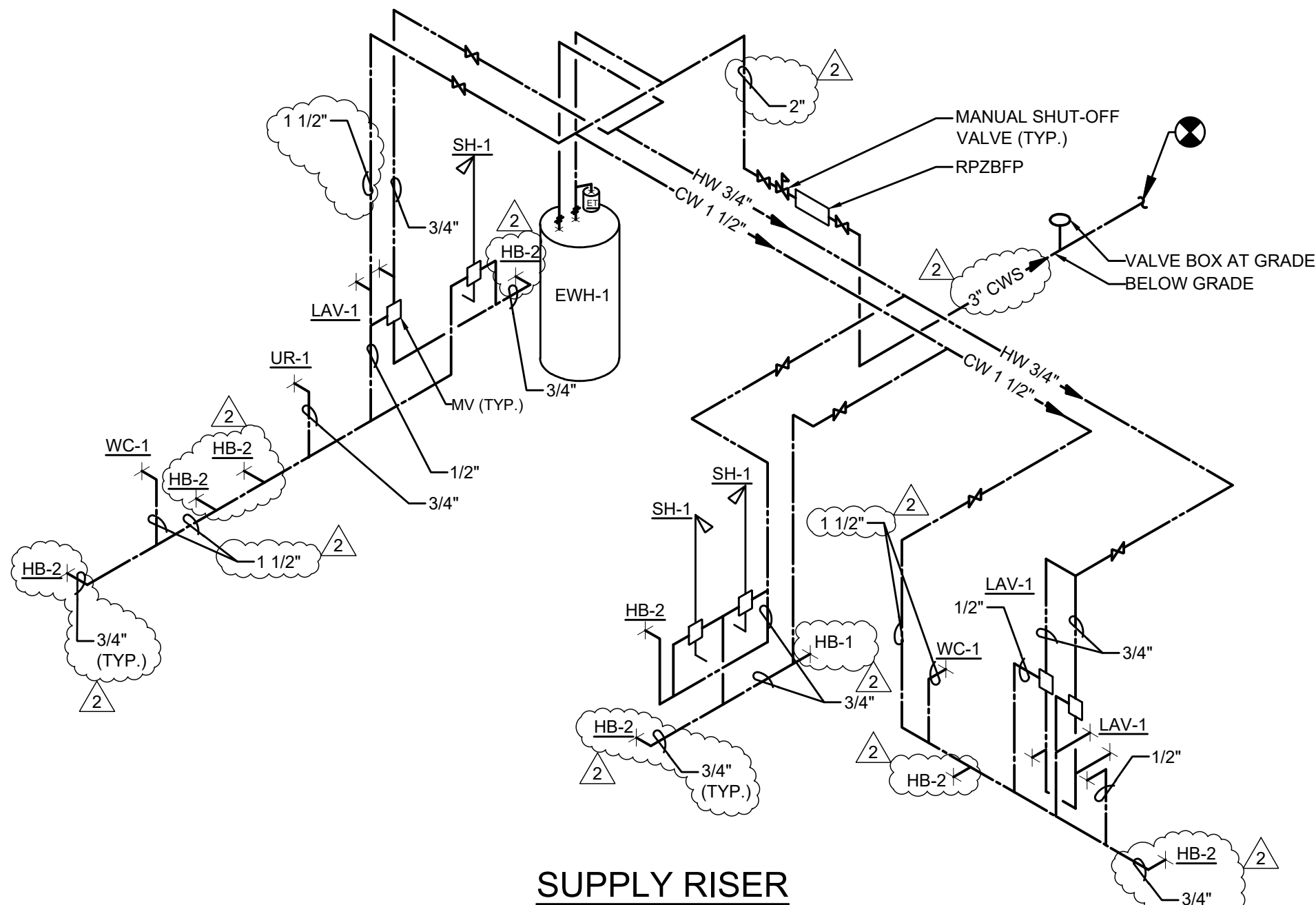
SHEET TITLE:

PLUMBING RISERS
AND DETAILS

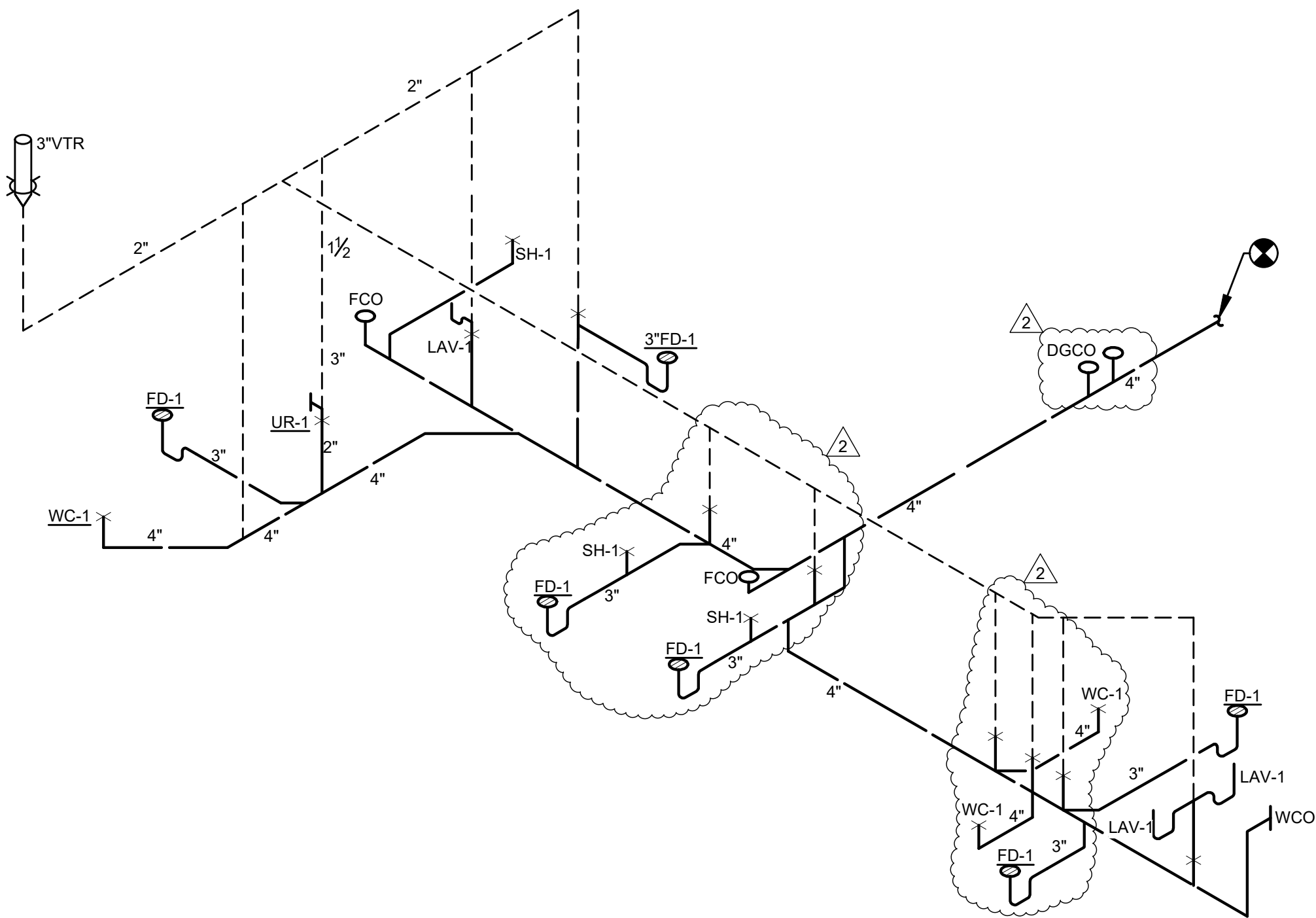
SHEET NUMBER:

P3.0

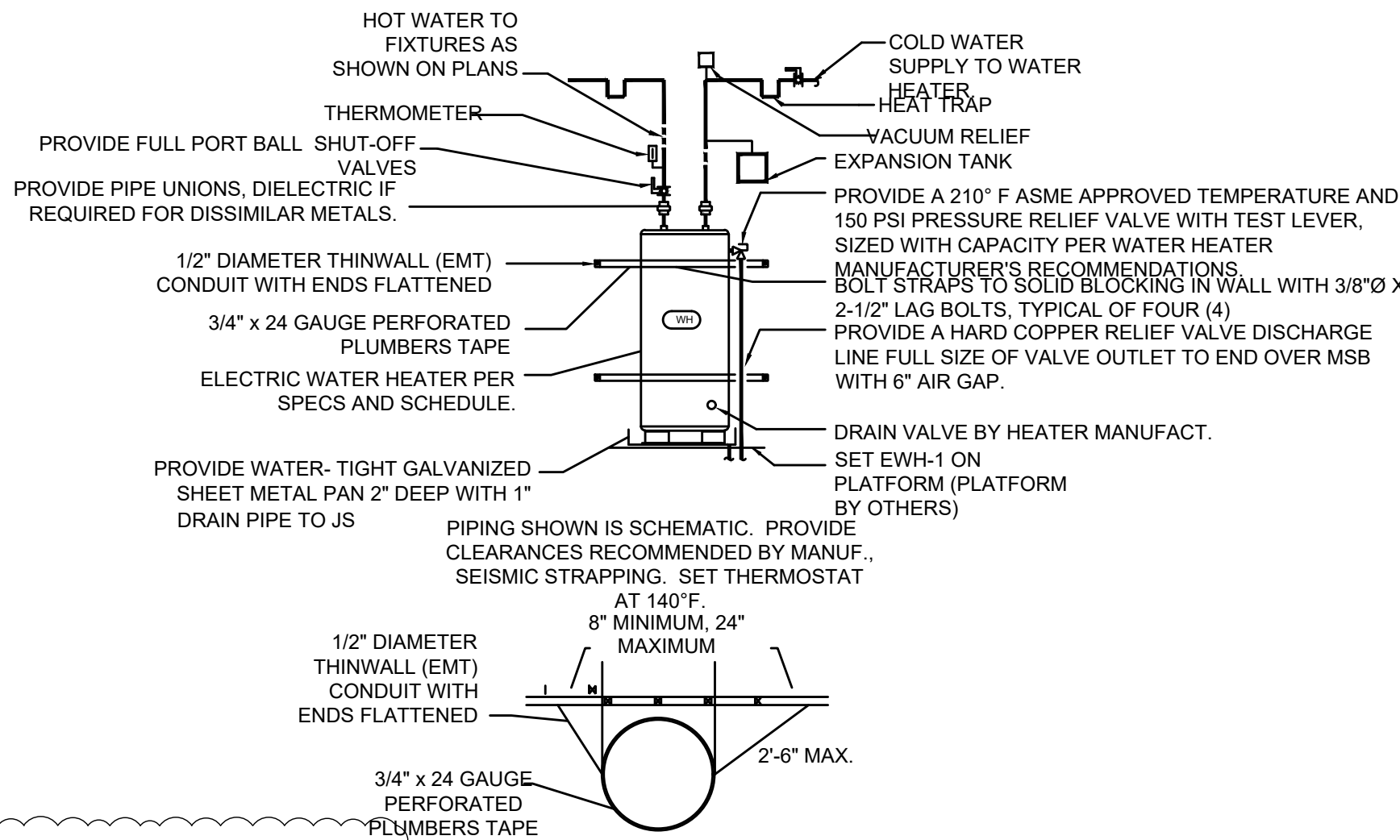
55 OF 56 SHEETS
03/28/2025



SUPPLY RISER

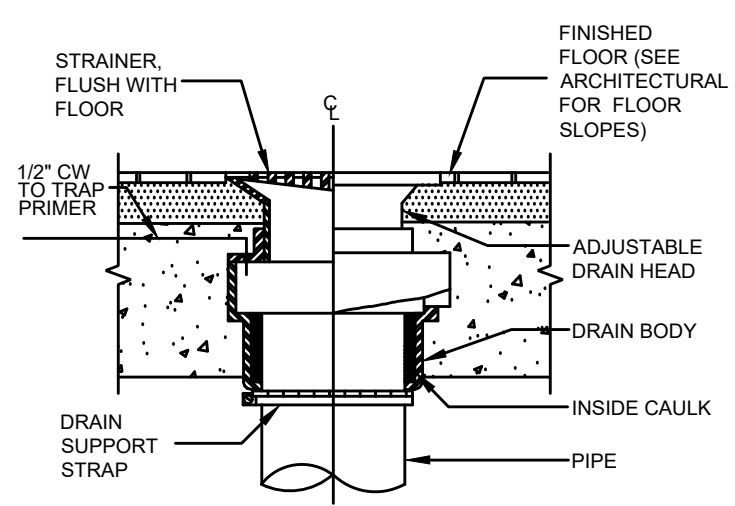


DRAIN, WASTE AND VENT RISER



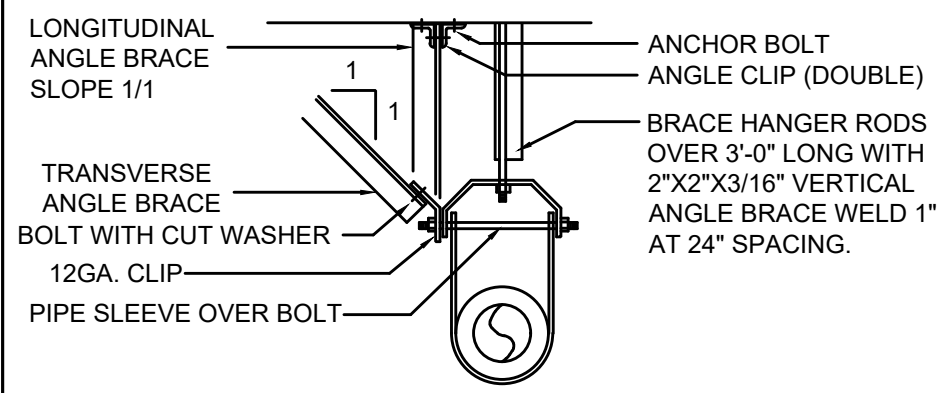
WATER HEATER DETAIL

SCALE: NONE



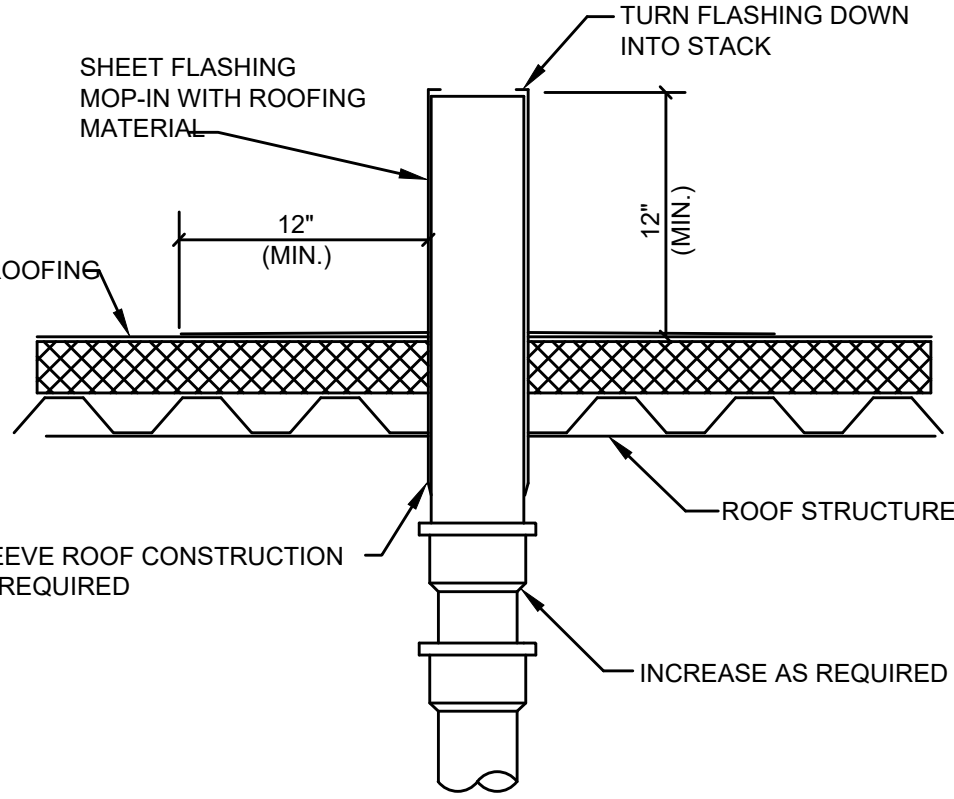
FLOOR DRAIN DETAIL

SCALE: NONE



SEISMIC BRACING

SCALE: NONE



VENT THROUGH ROOF DETAIL

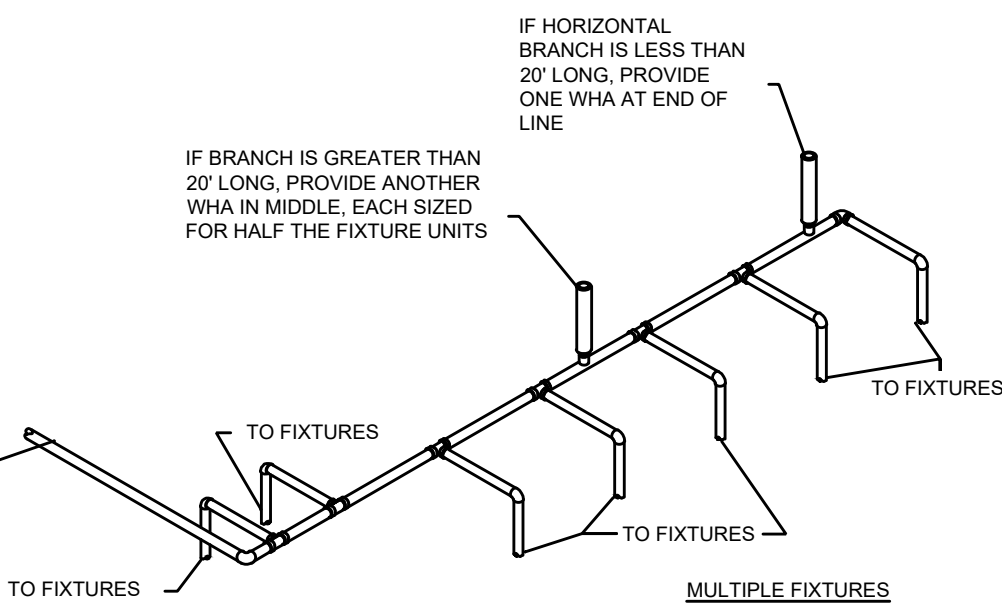
SCALE: NONE

INSTALL PER PDI STANDARDS AND MANUFACTURER'S INSTRUCTIONS

FIXTURE UNIT TABULATION		
FIXTURE	COLD	HOT
VALVE WATER CLOSET	10	--
TANK WATER CLOSET	5	--
URINAL	5	--
LAVATORY/SINK	1.5	1.5
JANITOR'S SINK	3	3
SHOWER/BATHTUB	2	2

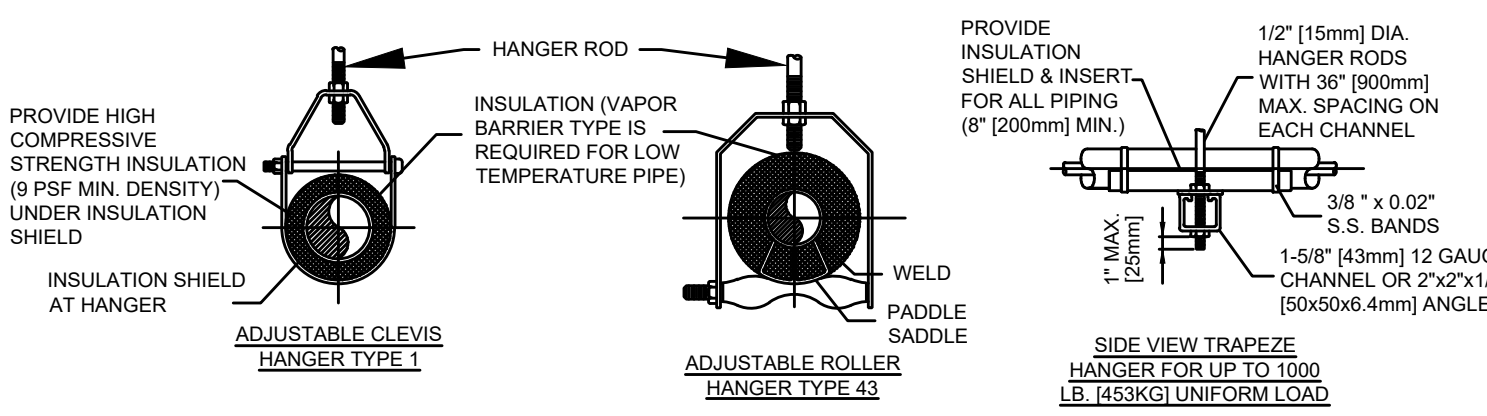
SINGLE FIXTURE

PDI SIZE	PIPE SIZE	FIXTURE UNIT LOAD
A	1/2"	1-11
B	3/4"	12-32
C	1"	33-60
D	1-1/4"	61-113
E	1-1/2"	114-154
F	2"	155-330



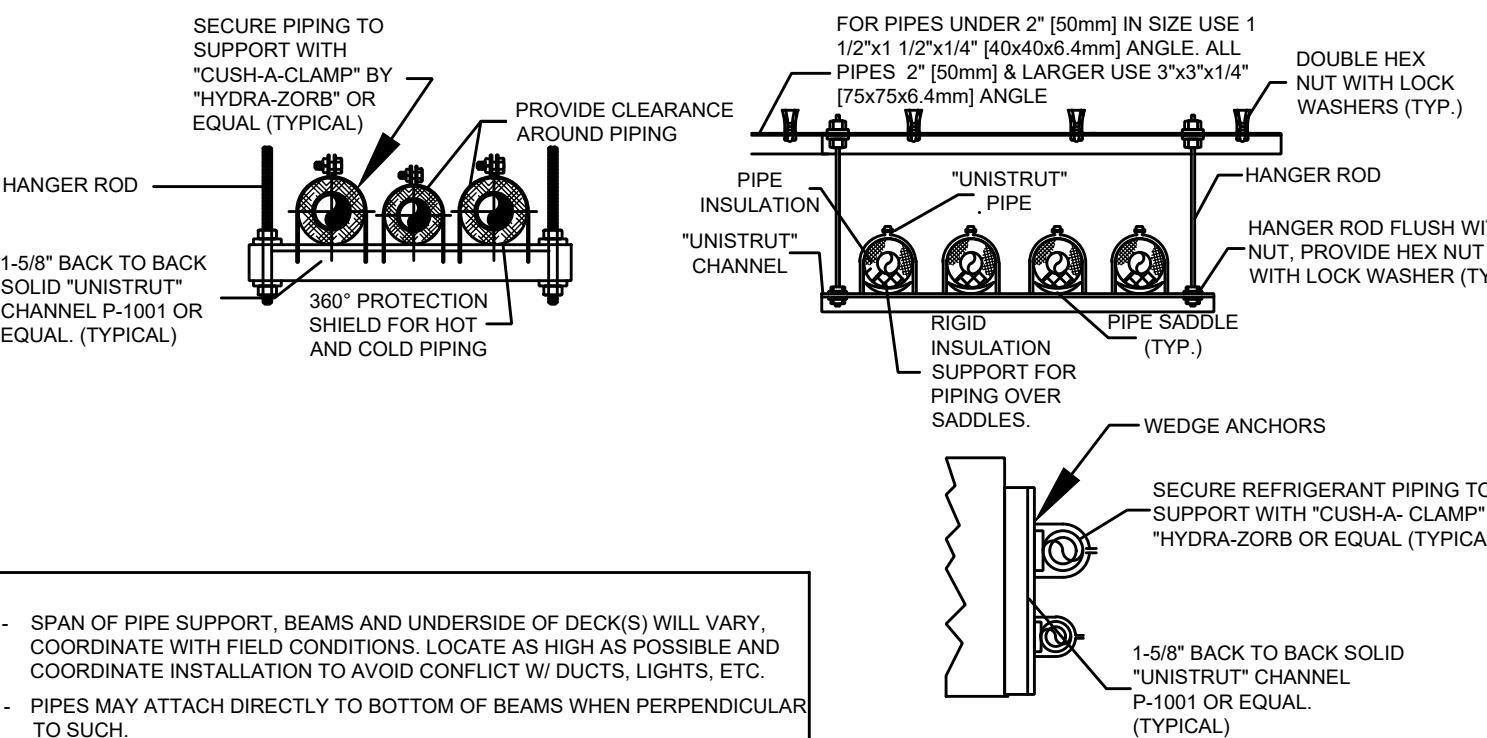
PLUMBING CONTRACTOR SHALL PROVIDE WATER HAMMER ARRESTERS BY SIOUX CHIEF, PRECISION PLUMBING PRODUCTS, WATTS OR APPROVED EQUIVALENT WITH PISTON AND O-RING CONSTRUCTION, HAVING PDI #WH-201, ASSE #1010 AND ANSI #A112.28.1M CERTIFICATION. INSTALL IN HORIZONTAL OR VERTICAL POSITION, BUT NEVER UPSIDE DOWN. INSTALL IN LINE WITH WATER FLOW DIRECTION IF POSSIBLE. SIZE THE UNITS AS SHOWN ON THE DRAWINGS AND/OR PER THE TABLES SHOWN ABOVE.

WATER HAMMER ARRESTERS

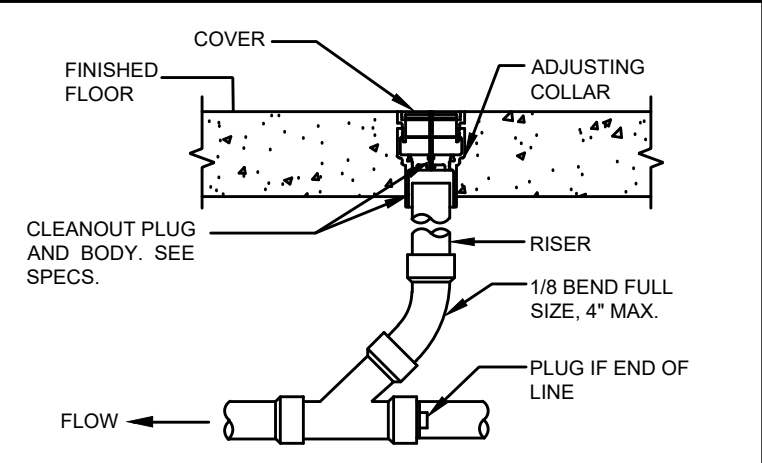


MAXIMUM PIPE/TUBING SUPPORT SPACING																							
NOM. SIZE	IN.	THRU 3/4"	1"	1 1/4"	1 1/2"	2"	2 1/2"	3"	4"	5"	6"	8"	10"	12"	14"	16"	18"	20"	24"				
PIPE	FT.	[2100]	[2100]	[2100]	[2700]	[3000]	[3400]	[3700]	[4100]	[4900]	[5200]	[5800]	[6700]	[7000]	[7600]	[8200]	[8500]	[9100]	[9600]				
TUBING	FT.	5 FT	6	7	8	8	9	10	12	13	14	16	-	-	-	-	-	-	-				
	[1500]	[1800]	[2100]	[2400]	[2400]	[2700]	[3000]	[3000]	[3700]	[4000]	[4100]	[4900]	-	-	-	-	-	-	-				

NOTE: FOR TRAPEZE HANGER TAKE SPACING OF SMALLEST SIZE ON TRAPEZE.



PIPE HANGER DETAILS



FLOOR CLEAN-OUT DETAIL

NOTE: CLEANOUT COVER FLUSH WITH TILE OR FLUSH WITH CONCRETE FLOOR IN AREA WITH NO TILE