

REPLACE FIRE ALARM SYSTEMS, MULTIPLE ASSETS. WESTERN RECEPTION AND DIAGNOSTIC CORRECTIONAL CENTER (ST. JOSEPH, MISSOURI)



8675 West 96th Street
Overland Park, KS 66212
Phone: 816.333.4373
Fax: 913.722.3484

OWNER: STATE OF MISSOURI
MICHAEL L. PARSON,
GOVERNOR

DEPARTMENT OF
CORRECTIONS

PROJECT
MANAGEMENT: OFFICE OF ADMINISTRATION
DIVISION OF FACILITIES MANAGEMENT,
DESIGN AND CONSTRUCTION

DESIGNER: FSC Inc

PROJECT NUMBER: C2325-01

SITE NUMBER: 7012
ASSET NUMBER: 9327012063

WESTERN RECEPTION AND DIAGNOSTIC CENTER

St. Joseph, MISSOURI

STATE OF MISSOURI
MICHAEL L. PARSON,
GOVERNOR



PROFESSIONAL SEAL



8675 W 96TH STREET
OVERLAND PARK, KS. 66212
PHONE: 816.33.4373
FAX: 913.722.3484

SCALE: 3/32"=1'-0" (IN FEET)
0 5 10 20

OFFICE OF
ADMINISTRATION
DIVISION OF FACILITIES
MANAGEMENT,
DESIGN AND
CONSTRUCTION

Replace Fire Alarm Systems,
Multiple Assets.

WESTERN RECEPTION AND
DIAGNOSTIC CORRECTIONAL
CENTER

3401 FARAON ST.
ST JOSEPH, MO 64506

PROJECT # C2325-01
SITE # 7012
ASSET # 9327012063

REVISION: _____
DATE: _____
REVISION: _____
DATE: _____
REVISION: _____
DATE: _____
ISSUE DATE: 08/02/2024

CAD DWG FILE: FSC
DRAWN BY: DB
CHECKED BY: JMA
DESIGNED BY: FSC

SHEET TITLE:
**FIRE ALARM SITE
PLAN**

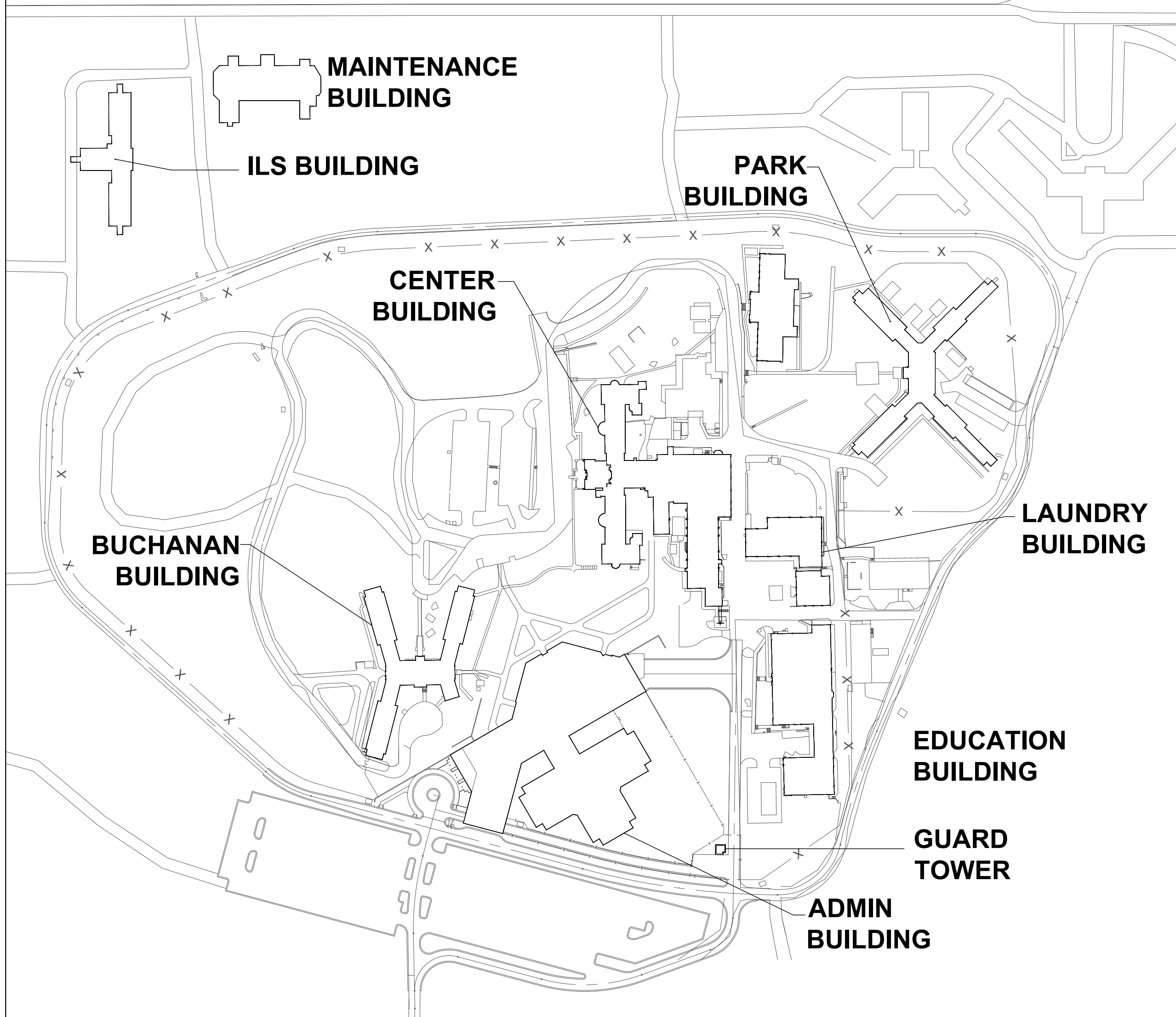
SHEET NUMBER:
FA-001

2 OF 93 SHEETS
.08/02/2024

SHEET INDEX


SHEET NUMBER	SHEET NAME
FA-000	COVER SHEET
FA-001	FIRE ALARM SITE PLAN
FA-002	FIRE ALARM GENERAL NOTES
FA-003	FIRE ALARM SCHEMATIC RISER
FA-004	TYPICAL EQUIPMENT MOUNTING GUIDELINES
FA-100-1	ADMIN BUILDING - FIRST FLOOR FIRE ALARM PLAN PART-1
FA-100-2	ADMIN BUILDING - FIRST FLOOR FIRE ALARM PLAN PART-2
FA-100-3	ADMIN BUILDING - FIRST FLOOR FIRE ALARM PLAN PART-3
FA-101-1	ADMIN BUILDING - SECOND FLOOR FIRE ALARM PLAN PART-1
FA-101-2	ADMIN BUILDING - SECOND FLOOR FIRE ALARM PLAN PART-2
FA101-3	ADMIN BUILDING - SECOND FLOOR FIRE ALARM PLAN PART-3
FA-102-1	ADMIN BUILDING - THIRD FLOOR FIRE ALARM PLAN PART-1
FA-102-2	ADMIN BUILDING - THIRD FLOOR FIRE ALARM PLAN PART-2
FA-102-3	ADMIN BUILDING - THIRD FLOOR FIRE ALARM PLAN PART-3
FA-103	ADMIN BUILDING - FOURTH FLOOR FIRE ALARM PLAN
FA-200-1	BUCHANAN BUILDING - FIRST FLOOR FIRE ALARM PLAN PART-1
FA-200-2	BUCHANAN BUILDING - FIRST FLOOR FIRE ALARM PLAN PART-2
FA-201-1	BUCHANAN BUILDING - SECOND FLOOR FIRE ALARM PLAN PART-1
FA201-2	BUCHANAN BUILDING - SECOND FLOOR FIRE ALARM PLAN PART-1
FA-202-1	BUCHANAN BUILDING - THIRD FLOOR FIRE ALARM PLAN PART-1
FA-202-2	BUCHANAN BUILDING - THIRD FLOOR FIRE ALARM PLAN PART-2
FA-300-1	CENTER BUILDING - BASEMENT FLOOR FIRE ALARM PLAN PART-1
FA-300-2	CENTER BUILDING - BASEMENT FLOOR FIRE ALARM PLAN PART-2
FA-301-1	CENTER BUILDING - FIRST FLOOR FIRE ALARM PLAN PART-1
FA-301-2	CENTER BUILDING - FIRST FLOOR FIRE ALARM PLAN PART-2
FA-302-1	CENTER BUILDING - SECOND FLOOR FIRE ALARM PLAN PART-1
FA-302-2	CENTER BUILDING - SECOND FLOOR FIRE ALARM PLAN PART-2
FA-303-1	CENTER BUILDING - THIRD FLOOR FIRE ALARM PLAN PART-1
FA-303-2	CENTER BUILDING - THIRD FLOOR FIRE ALARM PLAN PART-2
FA-304-1	CENTER BUILDING - FOURTH FLOOR FIRE ALARM PLAN PART-1
FA-304-2	CENTER BUILDING - FOURTH FLOOR FIRE ALARM PLAN PART-2
FA-400	ILS BUILDING - FIRST FLOOR FIRE ALARM PLAN
FA-401	ILS BUILDING - SECOND FLOOR FIRE ALARM PLAN
FA-402	ILS BUILDING - THIRD FLOOR FIRE ALARM PLAN
FA-500	MAINTENANCE BUILDING - FIRST FLOOR FIRE ALARM PLAN
FA-501	MAINTENANCE BUILDING - SECOND FLOOR FIRE ALARM PLAN
FA-600	PARK BUILDING - FIRST FLOOR FIRE ALARM PLAN
FA-601-1	PARK BUILDING - SECOND FLOOR FIRE ALARM PLAN PART-1
FA-601-2	PARK BUILDING - SECOND FLOOR FIRE ALARM PLAN PART-2
FA-602-1	PARK BUILDING - THIRD FLOOR FIRE ALARM PLAN PART-1
FA-602-2	PARK BUILDING - THIRD FLOOR FIRE ALARM PLAN PART-2
FA-603-1	PARK BUILDING - FOURTH FLOOR FIRE ALARM PLAN PART-1
FA-603-2	PARK BUILDING - FOURTH FLOOR FIRE ALARM PLAN PART-2
FA-604-1	PARK BUILDING - FIFTH FLOOR FIRE ALARM PLAN PART-1
FA-604-2	PARK BUILDING - FIFTH FLOOR FIRE ALARM PLAN PART-2
FA-700	LAUNDRY BUILDING - FIRST FLOOR FIRE ALARM PLAN
FA-701	LAUNDRY BUILDING - SECOND FLOOR FIRE ALARM PLAN
FA-800	EDUCATION BUILDING - FIRST FLOOR FIRE ALARM PLAN
FA-801	EDUCATION BUILDING - SECOND FLOOR FIRE ALARM PLAN
FAD-100-1	ADMIN BUILDING - FIRST FLOOR FIRE ALARM DEMO PLAN PART-1
FAD-100-2	ADMIN BUILDING - FIRST FLOOR FIRE ALARM DEMO PLAN PART-2
FAD-100-3	ADMIN BUILDING - FIRST FLOOR FIRE ALARM DEMO PLAN PART-3
FAD-101-1	ADMIN BUILDING - SECOND FLOOR FIRE ALARM DEMO PLAN PART-1
FAD-101-2	ADMIN BUILDING - SECOND FLOOR FIRE ALARM DEMO PLAN PART-2
FAD-101-3	ADMIN BUILDING - SECOND FLOOR FIRE ALARM DEMO PLAN PART-3
FAD-102-1	ADMIN BUILDING - THIRD FLOOR FIRE ALARM DEMO PLAN PART-1
FAD-102-2	ADMIN BUILDING - THIRD FLOOR FIRE ALARM DEMO PLAN PART-2
FAD-102-3	ADMIN BUILDING - THIRD FLOOR FIRE ALARM DEMO PLAN PART-3
FAD-103	ADMIN BUILDING - FOURTH FLOOR FIRE ALARM DEMO PLAN
FAD-200-1	BUCHANAN BUILDING - FIRST FLOOR FIRE ALARM DEMO PLAN PART-1
FAD-200-2	BUCHANAN BUILDING - FIRST FLOOR FIRE ALARM DEMO PLAN PART-2

FAD-201-1	BUCHANAN BUILDING - SECOND FLOOR FIRE ALARM DEMO PLAN PART-1
FAD-201-1	BUCHANAN BUILDING - SECOND FLOOR FIRE ALARM DEMO PLAN PART-2
FAD-202-1	BUCHANAN BUILDING - THIRD FLOOR FIRE ALARM DEMO PLAN PART-1
FAD-202-2	BUCHANAN BUILDING - THIRD FLOOR FIRE ALARM DEMO PLAN PART-2
FAD-300-1	CENTER BUILDING - BASEMENT FLOOR FIRE ALARM DEMO PLAN PART-1
FAD-300-2	CENTER BUILDING - BASEMENT FLOOR FIRE ALARM DEMO PLAN PART-2
FAD-301-1	CENTER BUILDING - FIRST FLOOR FIRE ALARM DEMO PLAN PART-1
FAD-301-2	CENTER BUILDING - FIRST FLOOR FIRE ALARM DEMO PLAN PART-2
FAD-302-1	CENTER BUILDING - SECOND FLOOR FIRE ALARM DEMO PLAN PART-1
FAD-302-2	CENTER BUILDING - SECOND FLOOR FIRE ALARM DEMO PLAN PART-2
FAD-303-1	CENTER BUILDING - THIRD FLOOR FIRE ALARM DEMO PLAN PART-1
FAD-303-2	CENTER BUILDING - THIRD FLOOR FIRE ALARM DEMO PLAN PART-2
FAD-304-1	CENTER BUILDING - FOURTH FLOOR FIRE ALARM DEMO PLAN PART-1
FAD-304-2	CENTER BUILDING - FOURTH FLOOR FIRE ALARM DEMO PLAN PART-2
FAD-400	ILS BUILDING - FIRST FLOOR FIRE ALARM DEMO PLAN
FAD-401	ILS BUILDING - SECOND FLOOR FIRE ALARM DEMO PLAN
FAD-402	ILS BUILDING - THIRD FLOOR FIRE ALARM DEMO PLAN
FAD-500	MAINTENANCE BUILDING - FIRST FLOOR FIRE ALARM DEMO PLAN
FAD-501	MAINTENANCE BUILDING - SECOND FLOOR FIRE ALARM DEMO PLAN
FAD-600	PARK BUILDING - FIRST FLOOR FIRE ALARM DEMO PLAN
FAD-601-1	PARK BUILDING - SECOND FLOOR FIRE ALARM DEMO PLAN PART-1
FAD-601-2	PARK BUILDING - SECOND FLOOR FIRE ALARM DEMO PLAN PART-2
FAD-602-1	PARK BUILDING - THIRD FLOOR FIRE ALARM DEMO PLAN PART-1
FAD-602-2	PARK BUILDING - THIRD FLOOR FIRE ALARM DEMO PLAN PART-2
FAD-603-1	PARK BUILDING - FOURTH FLOOR FIRE ALARM DEMO PLAN PART-1
FAD-603-2	PARK BUILDING - FOURTH FLOOR FIRE ALARM DEMO PLAN PART-2
FAD-604-1	PARK BUILDING - FIFTH FLOOR FIRE ALARM DEMO PLAN PART-1
FAD-604-2	PARK BUILDING - FIFTH FLOOR FIRE ALARM DEMO PLAN PART-2
FAD-700	LAUNDRY BUILDING- FIRST FLOOR FIRE ALARM DEMO PLAN
FAD-701	LAUNDRY BUILDING - SECOND FLOOR FIRE ALARM DEMO PLAN
FAD-800	EDUCATION BUILDING - FIRST FLOOR FIRE ALARM DEMO PLAN
FAD-801	EDUCATION BUILDING - SECOND FLOOR FIRE ALARM DEMO PLAN



1 SITE PLAN
SCALE: N/A





PROFESSIONAL SEAL



8675 W 96TH STREET
OVERLAND PARK, KS. 66212
PHONE: 816.33.4373
FAX: 913.722.3484

SCALE: 3/32"=1'-0" (IN FEET)
0 5 10 20

OFFICE OF
ADMINISTRATION
DIVISION OF FACILITIES
MANAGEMENT,
DESIGN AND
CONSTRUCTION

Replace Fire Alarm Systems,
Multiple Assets.

WESTERN RECEPTION AND
DIAGNOSTIC CORRECTIONAL
CENTER

3401 FARAON ST.
ST JOSEPH, MO 64506

PROJECT # C2325-01
SITE # 7012
ASSET # 9327012063

REVISION:
DATE: _____
REVISION:
DATE: _____
REVISION:
DATE: _____
ISSUE DATE: 08/02/2024

CAD DWG FILE: FSC
DRAWN BY: DB
CHECKED BY: JMA
DESIGNED BY: FSC

SHEET TITLE:
**FIRE ALARM
GENERAL NOTES**

SHEET NUMBER:
FA-002

3 OF 93 SHEETS
08/02/2024

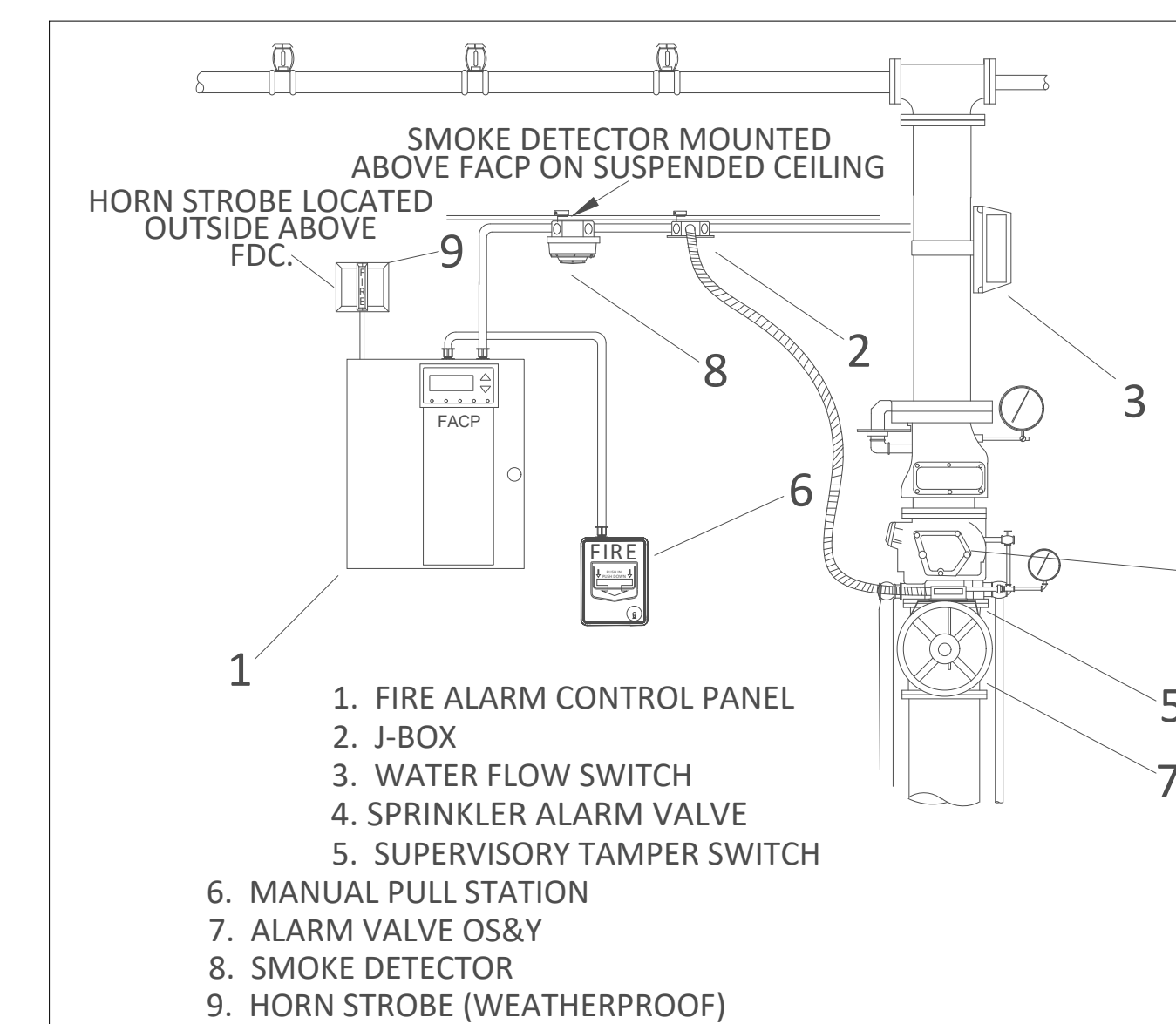
GENERAL NOTES

<p>1. ALL NOTES IN THIS DRAWINGS ARE INTEGRAL PART OF THE CONTRACT DOCUMENT AND MUST READ IN CONJUNCTION WITH ALL PACKAGE ELEMENTS (SPECIFICATIONS, LAYOUTS, ...ETC.)</p> <p>2. INSTALLATION CONTRACTOR SHALL MAINTAIN A LEGIBLE AND ACCURATE SET OF AS-BUILT (MARKED-UP) DRAWINGS FOR RECORD DRAWING PURPOSES AND PROVIDE AS-BUILT PLANS TO FSC, INC. TO ALLOW PROPER RECORD KEEPING BY FSC INC. ENGINEERING DEPARTMENT.</p> <p>3. INSTALLATION CONTRACTOR SHOULD BE FAMILIAR WITH CURRENT STANDARDS OF NFPA 72, NFPA 70, IBC, AND LOCAL CODE REQUIREMENTS. THIS INSTALLATION SHALL BE IN ACCORDANCE WITH THE APPLICABLE CODES, STANDARDS, LOCAL AMENDMENTS AND MANUFACTURER'S SPECIFICATIONS.</p> <p>4. THE FIRE ALARM DRAWINGS ARE SCHEMATIC IN NATURE AND SHOW A MINIMAL QUANTITY OF DEVICES. DETERMINE THE FINAL QUANTITY AND LOCATION OF ALL DEVICES IN ACCORDANCE WITH THE SPECIFICATIONS, CONTRACT DRAWINGS, AND MANUFACTURER'S WRITTEN RECOMMENDATIONS TO BE COMPLIANT WITH ALL APPLICABLE CODES AND STANDARDS. PROVIDE ADDITIONAL DEVICES WHEN REQUIRED FOR A FULLY FUNCTIONING FIRE ALARM SYSTEM AS REQUIRED BY NFPA 72</p> <p>5. THE INSTALLATION OF THE FIRE ALARM SYSTEM SHALL NOT BEGIN UNTIL THE DRAWINGS HAVE BEEN REVIEWED AND APPROVED BY THE ENGINEER OF RECORD AND THE AUTHORITY HAVING JURISDICTION.</p> <p>6. IT IS THE CONTRACTOR'S RESPONSIBILITY TO CHECK LOCATIONS, DEPTHS, ELEVATIONS, AND SIZES OF THE EXISTING SYSTEMS THAT SHALL BE REPLACED. THE CONTRACTOR SHALL ASSUME SOME DEVIATIONS AND INCLUDE OFFSETS, ADDITIONAL WIRING, ETC. AT THE TIME OF BID. ALSO CONTRACTOR SHALL BE AWARE OF THE FULL EXISTING PROJECT / SYSTEM CONDITIONS AT TIME OF BID.</p> <p>7. FIRE ALARM SYSTEMS AND NETWORK SHALL BE NON-PROPRIETARY.</p> <p>8. CONTRACTOR SHALL BE RESPONSIBLE FOR PROVIDING ALL CONDUITS, BOXES, ETC. AND FIBER FROM THE FACU TO EACH BUILDING'S FIBER PATCH PANEL.</p> <p>9. CONTRACTOR SHALL BE RESPONSIBLE FOR ALL TERMINATIONS AND PROGRAMMING, INCLUDING FIBER MODULES (SINGLE MODE OR MULTIMODE) AND PROGRAMMING.</p> <p>10. FIRE ALARM SEQUENCE OF OPERATION SHALL BE APPROVED BY THE STATE OF MO PRIOR TO CONFIGURATION</p> <p>11. A MONITOR SHALL BE LOCATED IN THE MAIN GUARD STATION, DEDICATED TO THE FA SYSTEM THAT ALLOWS SECURITY TO MONITOR EACH BUILDING AT A GLANCE. A TROUBLE OR ALARM IN ANY BUILDING OR FACU WILL ACTIVE A NOTIFICATION ON THE SCREEN AND PROVIDE AUDIBLE NOTIFICATION (SONALERT OR SIMILAR) THAT THERE IS AN ISSUE AT XX BUILDING.</p> <p>12. THE CONTRACTOR IS RESPONSIBLE FOR CONNECTING AND</p>	<p>INTEGRATING ALL FIRE ALARM UNITS INTO THE CAMPUS NETWORK. THE CONTRACTOR SHALL COORDINATE WITH THE INTERNAL SITE REPRESENTATIVES TO OBTAIN IP ADDRESSES AND OTHER REQUIRED INFORMATION FOR NETWORK PROGRAMMING. THE CONTRACTOR SHALL PROGRAM OR ENGAGE A SUBCONTRACTOR TO PROGRAM THE CAMPUS NETWORK SO ALL NEW FACUS REPORT THE MAIN FACU THAT IS TO BE LOCATED IN THE ADMINISTRATIVE BUILDING'S MAIN SECURITY OFFICE WHERE INDICATED ON THE DRAWINGS.</p> <p>13. ENGAGE SPRINKLER CONTRACTOR AS NECESSARY TO REPLACE SPRINKLER MONITORING EQUIPMENT.</p> <p>14. AC POWER FOR ALL FIRE ALARM CONTROL PANELS SHALL BE 120VAC, 50/60 HZ, 20 AMPS. WIRE SHALL BE MINIMUM 12 AWG WITH 600V INSULATION.</p> <p>15. THE LOCATION OF THE DEDICATED BRANCH CIRCUIT DISCONNECTING MEANS SHALL BE PERMANENTLY IDENTIFIED AT THE CONTROL UNIT.</p> <p>16. 120VAC CIRCUITS SHALL BE RUN IN SEPARATE CONDUIT.</p> <p>17. ALL NON-POWER LIMITED WIRING SHALL HAVE A MINIMUM OF A 1/4" SEPARATION FROM POWER LIMITED WIRING.</p> <p>18. ALL WIRING AND/OR CABLES SHALL BE ROUTED IN CONDUIT AND FIRE ALARM RATED.</p> <p>19. TEE-TAPPING IS ONLY PERMISSIBLE ON CLASS 'B' SLC CIRCUITS.</p> <p>20. ALL FIRE ALARM DEVICES AND WIRING SHALL BE PROPERLY LABELED WITH DEVICE AND WIRING IDENTIFICATION. RECOMMEND LABELING ALL DEVICES WITH A GOOD LABEL MAKER PRODUCT.</p> <p>21. A BREAKER LOCK SHOULD BE INSTALLED AT THE ELECTRICAL PANEL ON THE BRANCH CIRCUIT FEEDING ANY FIRE ALARM PANEL. MUST BE IDENTIFIED BY RED AND LABELED AS SERVING THE FIRE ALARM SYSTEM.</p> <p>22. SET STROBES TO CANDELA NOTED ON PLAN SHEET.</p> <p>23. REFER TO DEVICE INSTALLATION SHEETS FOR BACK BOX REQUIREMENTS.</p> <p>24. REFER TO DEVICE INSTALLATION SHEETS FOR REQUIREMENTS ON INSTALLING ALL EQUIPMENT.</p> <p>25. ALL CIRCUITS SHALL BE IDENTIFIED AT TERMINAL AND JUNCTION LOCATIONS WHICH WILL HELP PREVENT UNINTENTIONAL SIGNALS TO OCCUR ON THE SYSTEM.</p> <p>26. ALL WIRING CIRCUITS TO BE CHECKED FOR PROPER ELRD (END OF LINE RESISTOR DEVICE) READINGS. ALL GROUND FAULTS AND AND SHORTS SHALL BE ELIMINATED PRIOR TO FINAL ACCEPTANCE TESTING.</p> <p>27. INTEGRITY OF CIRCUIT SHALL BE TESTED TO VERIFY THAT WHEN THE SYSTEM IS IN AN ENERGIZED STATE THE SYSTEM WILL FUNCTION PROPERLY.</p> <p>28. ANY MODIFICATION MADE TO THE DEVICE LAYOUT, WIRING</p>	<p>LAYOUT OR CONFIGURATION OF WIRING TO NOTIFICATION OR INITIATING DEVICES SHALL BE REVIEWED AND APPROVED BY AN FSC, INC. REPRESENTATIVE WHOSE DIRECT RESPONSIBILITY INCLUDES DESIGN AND ENGINEERING.</p> <p>29. SMOKE DETECTORS SHALL NOT BE LOCATED IN A DIRECT AIR FLOW OR CLOSER THAN 3 FEET FROM AN AIR SUPPLY DIFFUSER OR RETURN AIR OPENING. SMOKE DETECTORS SHOULD BE LOCATED FARTHER AWAY FROM HIGH VELOCITY AIR SUPPLIES.</p> <p>30. SMOKE DETECTORS SHALL BE SPACED AS INDICATED ON THE DRAWINGS AND FOLLOW THE SPACING REQUIREMENTS SPECIFIED IN NFPA 72. ANY CHANGES IN SMOKE DETECTOR LAYOUT DUE TO OBSTRUCTIONS IN THE CEILING SHALL BE REVIEWED AND APPROVED BY AN FSC, INC. REPRESENTATIVE WHOSE DIRECT RESPONSIBILITY INCLUDES DESIGN AND ENGINEERING.</p> <p>31. FIRE SPRINKLER WATER FLOW AND VALVE TAMPER SWITCHES SHALL BE MONITORED BY THE FIRE ALARM SYSTEM (IF APPLICABLE).</p> <p>32. AIR HANDLER UNITS THAT ARE GREATER THAN 2000 CFM SHALL BE EQUIPPED WITH A DUCT SMOKE DETECTOR IN THE RETURN DUCT. VERIFY LOCATION IN FIELD.</p> <p>33. NOTIFICATION APPLIANCE CIRCUITS ARE TO BE 16 AWG 2 CONDUCTOR SOLID FPLR, FPLP, OR THHN WITH A MINIMUM OF 19 STRANDS AS REQUIRED. THHN WIRE MUST BE INSTALLED IN CONDUIT.</p> <p>34. SIGNALING LINE CIRCUITS ARE TO BE 18AWG 2 CONDUCTOR SOLID FPLR, FPLP (PLENUM RATED) CABLE OR 18AWG THHN WIRE (MUST BE 7 STRAND OR LESS) AS REQUIRED. THHN WIRE MUST BE INSTALLED IN CONDUIT.</p> <p>35. AUDIO CIRCUITS ARE TO BE 14 AWG 2 CONDUCTOR SOLID SHIELDED TWISTED PAIR FPLR OR FPLP (PLENUM RATED) AS REQUIRED.</p> <p>36. LIMIT NOTIFICATION APPLIANCE CIRCUIT WIRING TO THE SHORTEST POSSIBLE DISTANCE TO ACHIEVE CIRCUIT OPERATION.</p> <p>37. ALL FIRE ALARM CABLE SHALL BE INSTALLED IN ACCORDANCE WITH ARTICLE 760 OF NFPA 70 NATIONAL ELECTRICAL CODE.</p> <p>38. PLENUM RATED CABLE MUST BE INSTALLED IN ALL PLENUM AREAS. RISERS NOT IN CONDUIT MUST USE FPLP CABLE WHEN PENETRATING MORE THAN ONE FLOOR.</p> <p>39. INPUT MODULE END OF LINE RESISTORS ARE BY MANUFACTURER INSTRUCTIONS.</p> <p>40. NOTIFICATION APPLIANCE END OF LINE RESISTORS ARE BY MANUFACTURER INSTRUCTIONS. WHERE POSSIBLE, ALWAYS USE OEM SUPPLIED RESISTORS. WHERE OEM SUPPLIED RESISTORS ARE NOT AVAILABLE, USE RESISTOR COLOR CODE TO SELECT THE PROPER RESISTOR, MATCHING VALUES TO OEM SUPPLIED RESISTOR.</p> <p>41. A SMOKE DETECTOR SHALL BE PROVIDED ABOVE ALL FIRE</p>	<p>ALARM CONTROL UNITS.</p> <p>42. WALL MOUNT NOTIFICATION DEVICES SHALL BE INSTALLED AT 80" A.F.F. TO THE BOTTOM OF THE BOX.</p> <p>43. MANUAL PULL STATIONS SHALL BE INSTALLED AT A MINIMUM 42" A.F.F. AND NOT GREATER THAN 48" TO THE OPERATING MECHANISM.</p> <p>44. WHERE (2) OR MORE STROBES ARE VISIBLE THEY WILL BE SYNCHRONIZED.</p> <p>45. ALL NEW REQUIRED CABLING SHALL HAVE INDEPENDENT SUPPORTS.</p> <p>46. PROVIDE AUDIBILITY SOUND LEVEL OF 70 dBA THROUGHOUT THE AREA OF WORK.</p> <p>47. CONTRACTOR SHALL COORDINATE WITH ALL OTHER MEP TRADES (MECHANICAL/ELECTRICAL/PLUMBING) FOR EXACT LOCATION OF CEILING / WALL MOUNTING OF FIRE ALARM DEVICES.</p> <p>48. IT IS THE CONTRACTOR'S RESPONSIBILITY TO CONFIRM SPACES FOR SUSPENDED CEILINGS, DETECTORS ABOVE SUSPENDED CEILINGS SHALL CONFORM TO NFPA 72.</p> <p>49. EXISTING DEVICES NOT REQUIRED BY THE APPLICABLE CODE WILL BE REPLACED AT A ONE-TO-ONE RATIO IN THEIR EXISTING LOCATIONS TO MAINTAIN THE EXISTING LEVEL OF PROTECTION THE SYSTEM WAS ORIGINALLY DESIGNED FOR.</p> <p>50. EXISTING WIRING SHOWN IN THE DRAWINGS WAS PROVIDED BY THE STATE OF MISSOURI IN THE FORM OF AS BUILT DRAWINGS. IT IS THE CONTRACTOR'S RESPONSIBILITY TO VERIFY EXISTING WIRING.</p> <p>51. WIRING NOT PROVIDED ON NEW WORK DRAWINGS FOR CLARITY. PLEASE REFER TO DEMO DRAWINGS FOR REFERENCE ASBUILT WIRE ROUTING INFORMATION PROVIDED BY THE OWNER. ROUTING TO BE VERIFIED BY THE CONTRACTOR.</p> <p>52. FSC, INC. SHALL BE NOTIFIED OF COMMISSIONING OF THE SYSTEM AND SHALL BE PROVIDED ALL DOCUMENTATION WITH RESPECT TO SYSTEM COMMISSIONING AND AHJ ACCEPTANCE.</p> <p>53. DESIGN IS IN ACCORDANCE WITH CODES AND STANDARDS LISTED AND THE AHJ OF THE STATE OF MISSOURI. a. NFPA 72 - NATIONAL FIRE ALARM AND SIGNALING CODE - 2022 b. UL STANDARD 864 - STANDARD FOR CONTROL UNITS AND ACCESSORIES FOR FIRE ALARM SYSTEMS c. UL STANDARD 268 - STANDARD FOR SMOKE DETECTORS FOR FIRE ALARM SYSTEMS d. NEC 70 - NATIONAL ELECTRICAL CODE</p> <p>54. WIRE GUARDS REQUIRED FOR SMOKE DETECTORS / OR NOTIFICATION APPLIANCES SHALL BE UL LISTED, NON UL-LISTED GUARDS SHALL BE REMOVED AND REPLACED.</p> <p>55. MONITOR AND CONTROL MODULES SHALL BE PROVIDED BY THE CONTRACTOR WHENEVER REQUIRED.</p>
--	---	---	--

FIRE ALARM SYMBOL LEGEND	
SYMBOL	DESCRIPTION
[FACP]	ADDRESSABLE FIRE ALARM CONTROL PANEL
[12V]	12V 7AH BATTERY
[NAC]	INTELLIGENT NOTIFICATION POWER SUPPLY
[ANN]	FIRE ALARM ANNUCIATOR
[VDD]	VIDEO DISPLAY UNIT WITH LCD MONITOR, KEYBOARD, AND PRINTER
[DBOX]	FIRE ALARM DOCUMENT BOX
[M]	MANUAL PULL STATION
[A]	ADDRESSABLE SMOKE DETECTOR
[C]	ADDRESSABLE CARBON MONOXIDE DETECTOR
[H]	ADDRESSABLE HEAT DETECTOR
[D]	DUCT SMOKE DETECTOR
[DH]	DOOR HOLDER
[RT]	REMOTE TEST STATION
[CT]	DUEL OR SINGLE INPUT MODULE(S)
[CR]	CONTROL MODULE
[J]	FIRE ALARM JUNCTION BOX
[S]	FIRE ALARM STROBE
[H1]	FIRE ALARM HORN STROBE
[B]	FIRE ALARM WATERFLOW BELL
[R]	FIRE SPRINKLER RISER
[W]	WATERFLOW SWITCH
[T]	TAMPER SWITCH
[R]	END OF LINE RESISTOR
X/Y	X: NO. OF WIRES, Y: AWG. SIZE

FIRE ALARM ABBREVIATIONS LEGEND	
ABBREVIATION	DESCRIPTION
EX	EXISTING DEVICE
BAS	BUILDING AUTOMATION SYSTEM
R	RELOCATION OF EXISTING DEVICE
C	CEILING MOUNTED DEVICE
WG	END OF LINE
PC	PULL STATION COVER
WP	WEATHERPROOF DEVICE
EP	EXPLOSION PROOF DEVICE
dB	DECIBEL (UNIT FOR SOUND PRESSURE)
LF	LOW FREQUENCY
SB	SOUNDER BASE
HT	HIGH TEMPERATURE
AHU	AIR HANDLING UNIT
RTU	ROOF TOP UNIT
TVSS	TRANSIENT VOLTAGE SURGE SUPPRESSOR
UNO	UNLESS NOTED OTHERWISE
NIC	NOT IN CONTRACT
HVLS	HIGH VOLUME LOW SPEED
HVAC	HIGH VOLTAGE AIR CONDITIONER
AFF	ABOVE FINISHED FLOOR
NAC	NOTIFICATION APPLIANCE CIRCUIT
SLC	SIGNALING LINE CIRCUIT
SBUS	SERIAL BUS
RDP	REMOTE DISPLAY
SPK	SPEAKER CIRCUIT
PWR	AUXILIARY POWER
FBUS	VOICE BUS
FDC	FIRE DEPARTMENT CONNECTION
NTS	NOT TO SCALE
EOL	END OF LINE
UG	UNDERGROUND
VAC	ALTERNATING CURRENT VOLTAGE
VDC	DIRECT CURRENT VOLTAGE
EMT	ELECTRICAL METALLIC TUBING
WG	WIRE GUARD

ALARM CAUSE		SYSTEM ANNUNCIATION AND RESPONSES TO ALARMS																							
		FIRE ALARM CONTROL PANEL			REMOTE ANNUNCIATOR			NOTIFY MONITORING STATION			PUBLIC VISUALS		PUBLIC AUDIBLES		HVAC			ELEVATOR CONTROL AND EMERGENCY OPERATION			AUTOMATIC DOOR RELEASE				
		ALM	TRB	SUP	RECORD EVENT IN SYSTEM MEMORY	RECORD EVENT BY SYSTEM PRINTER	ALM	TRB	SUP	ALM	TRB	SUP	ON	OFF	ON	OFF	ACTIVATE HVAC SHUT DOWN	CLOSE ASSOCIATED SMOKE DAMPERS	RECALL ELEVATOR TO 1ST FLOOR	RECALL ELEVATOR TO 2ND FLOOR	ACTIVATE FLASHING HAT	ELEVATOR SHUNT TRIP	AUTOMATIC DOOR RELEASE UPON ALARM SIGNAL	AUTOMATIC DOOR RELEASE UPON A/C POWER LOSS	
GENERAL ALARM CONDITIONS	AREA SMOKE DETECTOR	●			●	●		●			●			●									●		AS INDICATED ON PLANS
	AREA HEAT DETECTOR DETECTOR	●			●	●		●			●												●		AS INDICATED ON PLANS
	MANUAL PULL STATION	●			●	●		●			●												●		DUAL ACTION TYPE WITH STOPPER II
	DUCT SMOKE DETECTOR (HVAC)	●			●	●		●			●			●	●	●	●	●					●		GLOBAL HVAC SHUTDOWN
	DUCT SMOKE DETECTOR (CELL)	●			●	●		●			●						●	●					●		
	1ST FLOOR ELEVATOR LOBBY SMOKE	●			●	●		●			●									●			●		PRIMARY RECALL
	2ND FLOOR ELEVATOR LOBBY SMOKE	●			●	●		●			●									●			●		ALTERNATE RECALL
	ELEVATOR SHAFT/EQUIP ROOM SMOKE	●			●	●		●			●										●		●		FIREMAN'S HAT
	ELEVATOR SHAFT/EQUIP ROOM HEAT	●			●	●		●			●											●	●		ELEVATOR SHUNT TRIP -- SUPERVISED
	SPRINKLER WATERFLOW	●		●	●	●		●			●			●									●		SPRINKLER WATERFLOW
SPRINKLER TAMPER SWITCH	●			●	●		●			●			●									●		SPRINKLER TAMPER SWITCH	
PWR. & WIRE CONDITIONS	KITCHEN HOOD SUPPRESSION SYSTEM	●			●	●		●			●			●									●		KITCHEN HOOD SUPPRESSION SYSTEM
	AC POWER FAILURE		●		●	●		●															●		AUTOMATIC DOOR RELEASE
	SINGLE LINE CIRCUIT (SLC) SINGLE OPEN, GROUND, OR SHORT		●		●	●		●																	(SLC) - CLASS B/STYLE 4
	INITIATING DEVICE CIRCUIT (HTRI) SINGLE OPEN, GROUND, OR SHORT		●		●	●		●																	(IDC) - CLASS B/STYLE B
	NOTIFICATION APPLIANCE CIRCUIT (NAC) SINGLE OPEN, GROUND, OR SHORT		●		●	●		●																	(NAC) - CLASS B/STYLE Y
	COMM. FAULT		●		●	●		●																	
	LOW BATTERY		●		●	●		●																	
RESET & SILEN CE				●	●								●											SIGNAL SILENCE (AUDIBLES OFF)	
				●	●																			SYSTEM RESET	





PROFESSIONAL SEAL



8675 W 96TH STREET
OVERLAND PARK, KS. 66212
PHONE: 816.33.4373
FAX: 913.722.3484

SCALE: 3/32"=1'-0" (IN FEET)
0 5 10 20'

OFFICE OF
ADMINISTRATION
DIVISION OF FACILITIES
MANAGEMENT,
DESIGN AND
CONSTRUCTION

Replace Fire Alarm Systems,
Multiple Assets.

WESTERN RECEPTION AND
DIAGNOSTIC CORRECTIONAL
CENTER

3401 FARAON ST.
ST JOSEPH, MO 64506

PROJECT # C2325-01
SITE # 7012
ASSET # 9327012063

REVISION: _____
DATE: _____
REVISION: _____
DATE: _____
REVISION: _____
DATE: _____
ISSUE DATE: 08/02/2024

CAD DWG FILE: FSC
DRAWN BY: DB
CHECKED BY: JMA
DESIGNED BY: FSC

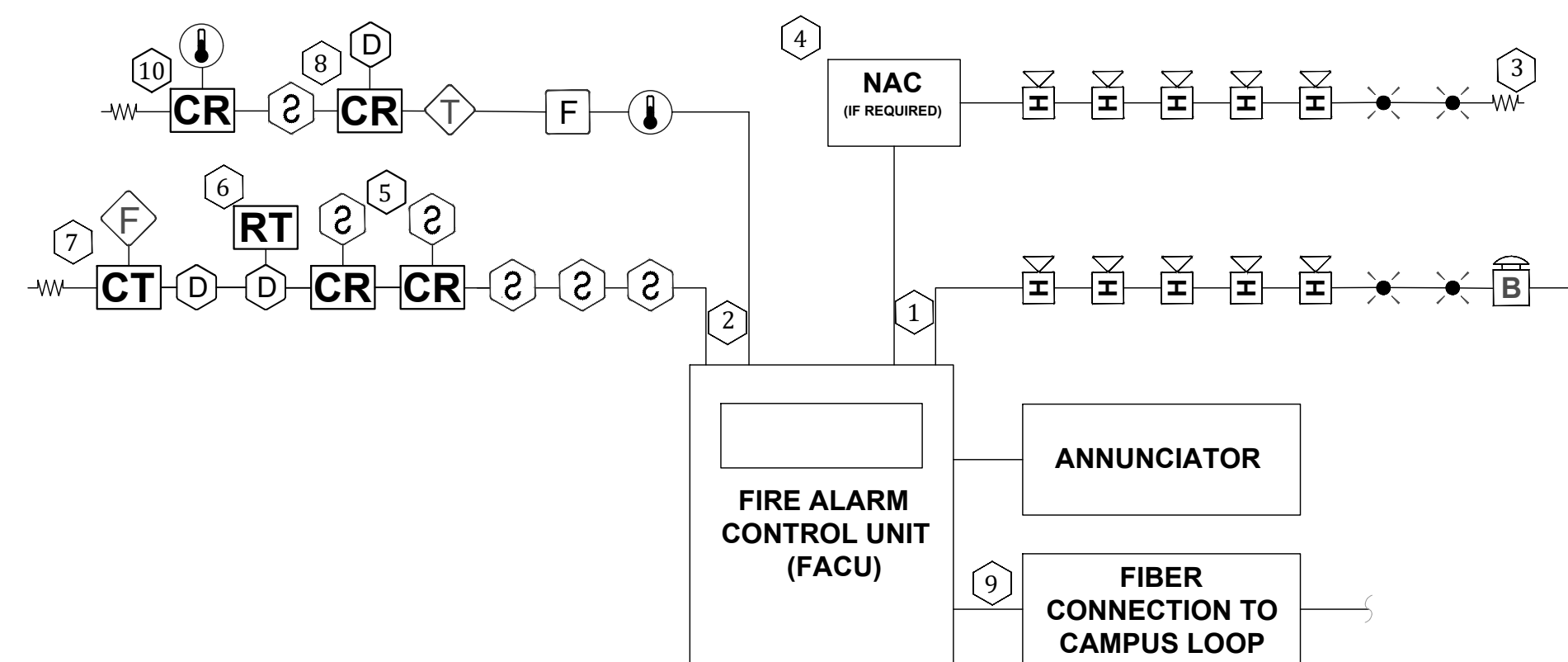
SHEET TITLE:
**FIRE ALARM
SCHEMATIC RISER
DIAGRAM**

SHEET NUMBER:
FA-003

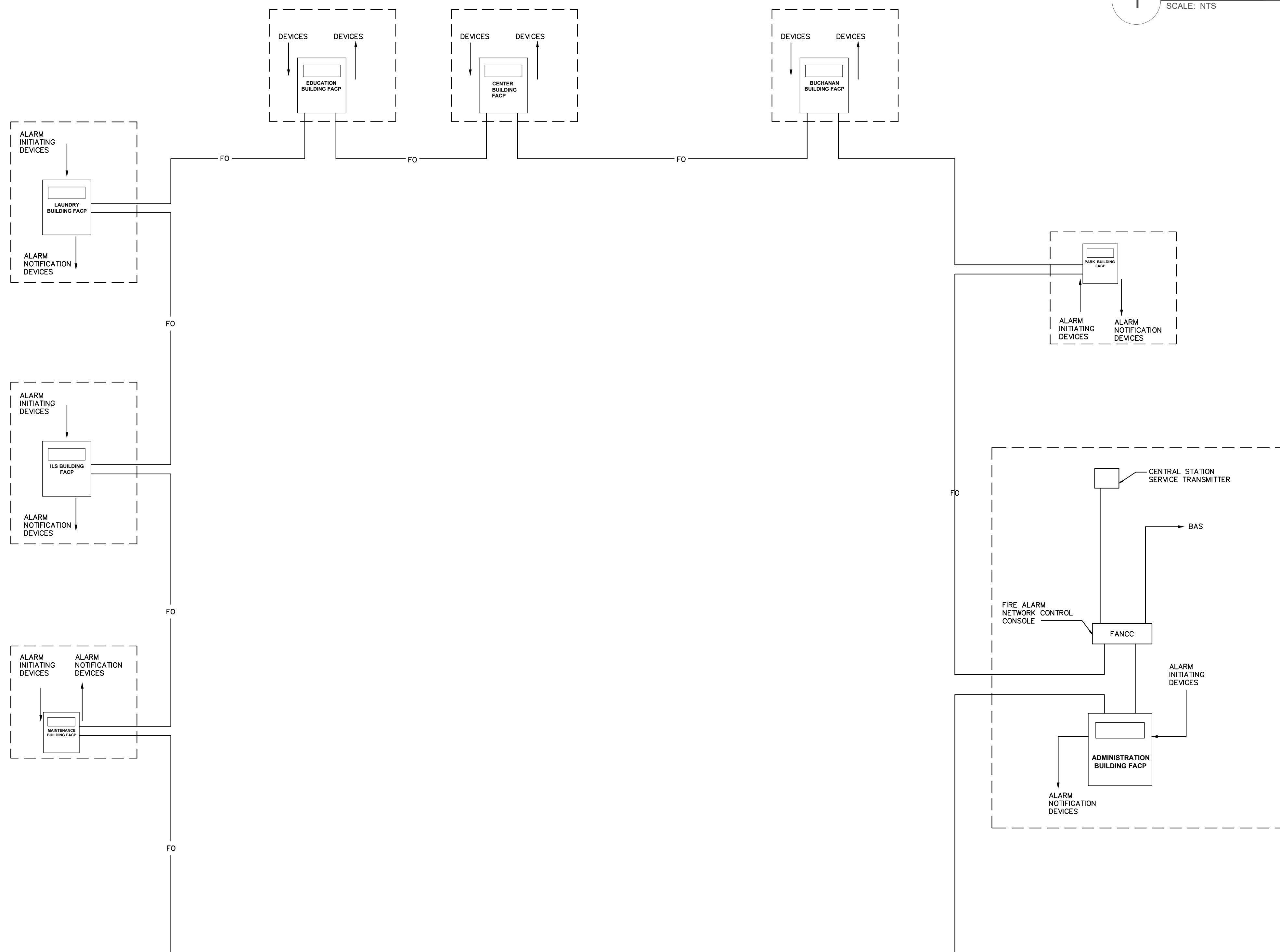
4 OF 93 SHEETS
.08/02/2024

FIRE ALARM RISER KEYED NOTES

- 1 TYPICAL NAC CIRCUITS.
- 2 TYPICAL INITIATION DEVICE CIRCUITS.
- 3 TYPICAL END OF LINE RESISTOR.
- 4 NOTIFICATION APPLIANCE CIRCUIT EXPANDER PANEL. PROVIDE QUANTITY AS NECESSARY. VERIFY LOCATION WITH OWNER PRIOR TO INSTALLATION.
- 5 WIRING TO ELEVATOR CONTROL.
- 6 PROVIDE A REMOTE TEST STATION FOR DUCT MOUNTED SMOKE DETECTORS NOT ACCESSIBLE FROM THE FINISHED FLOOR IN A SECURE LOCATION. VERIFY FINAL LOCATION WITH OWNER.
- 7 MONITOR MODULES FOR WATER FLOW SWITCH ON FIRE PROTECTION SYSTEM.
- 8 WIRING TO SMOKE DAMPER CONTROL.
- 9 CONNECT FACU TO FIBER BACKBONE OF CAMPUS NETWORK AT LOCATION PROVIDED WITHIN BUILDING.
- 10 WIRING TO ELEVATOR SHUNT TRIP.



1 SCHEMATIC RISER DIAGRAM
SCALE: NTS



1 CAMPUS FIBER RISER DIAGRAM
SCALE: NTS

NEW FACILITY FIBER LOOP IS A SEPERATE ON-GOING PROJECT. COORDINATE WITH FACILITY STAFF TO VERIFY TIE-IN POINT AT THE TIME OF FIRE ALARM INSTALLATION.



PROFESSIONAL SEAL



8675 W 96TH STREET
OVERLAND PARK, KS. 66212
PHONE: 816.33.4373
FAX: 913.722.3484

SCALE: 3/32"=1'-0" (IN FEET)
0 5' 10' 20'

OFFICE OF
ADMINISTRATION
DIVISION OF FACILITIES
MANAGEMENT,
DESIGN AND
CONSTRUCTION

Replace Fire Alarm Systems,
Multiple Assets.

WESTERN RECEPTION AND
DIAGNOSTIC CORRECTIONAL
CENTER

3401 FARAON ST.
ST JOSEPH, MO 64506

PROJECT # C2325-01
SITE # 7012
ASSET # 9327012063

REVISION: _____
DATE: _____
REVISION: _____
DATE: _____
REVISION: _____
DATE: _____
ISSUE DATE: 08/02/2024

CAD DWG FILE: FSC
DRAWN BY: DB
CHECKED BY: JMA
DESIGNED BY: FSC

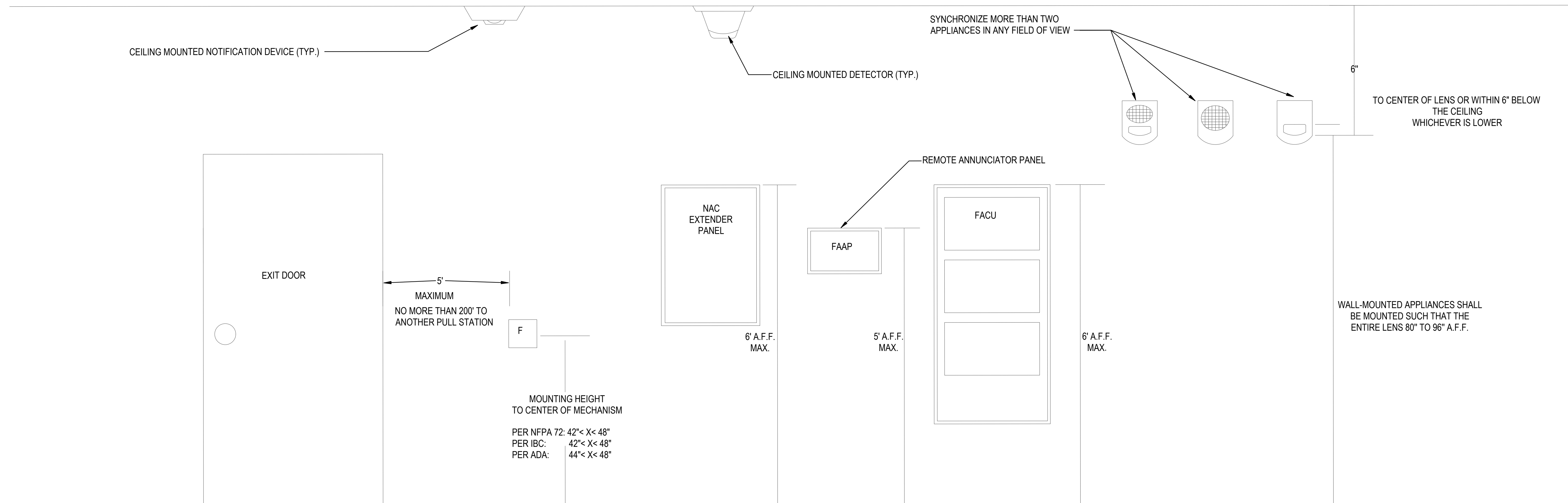
SHEET TITLE:
**TYPICAL EQUIPMENT
MOUNTING GUIDELINES**

SHEET NUMBER:
FA-004


5 OF 93 SHEETS
.08/02/2024

NOTES:

- DO NOT INSTALL ANY EQUIPMENT OUTSIDE UNLESS IT IS LISTED FOR OUTDOOR USE.
- FOR LOW CEILINGS WHERE THE MOUNTING HEIGHTS CAN NOT BE MET MOUNT THE INDICATED APPLIANCE (EX. HORN STROBES) 6" FROM THE CEILING.
- ALL DEVICES AND APPLIANCE HEIGHTS SHOULD BE CONSISTENT FOR THE ENTIRE PROJECT.
- THE FIRE PANEL SHALL HAVE A MINIMUM OF 3 FT CLEARANCE FROM THE FRONT OF THE CONTROL EQUIPMENT AND BE LOCATED IN A CLIMATE CONTROLLED AREA.
- VERIFY ALL DIMENSIONS PROVIDED PER THE APPLICABLE STANDARDS AND SPECIFICATIONS FOR THE PROJECT. INSTALLATION MUST COMPLY WITH LOCAL REQUIREMENTS GOVERNING MINIMUM STANDARDS FOR THIS SYSTEM.



1 FA STANDARD MOUNTING HEIGHTS
SCALE: NTS



PROFESSIONAL SEAL



8675 W 96TH STREET
OVERLAND PARK, KS. 66212
PHONE: 816.33.4373
FAX: 913.722.3484

SCALE: 3/32"=1'-0" (IN FEET)
0 5' 10' 20'

OFFICE OF
ADMINISTRATION
DIVISION OF FACILITIES
MANAGEMENT,
DESIGN AND
CONSTRUCTION

Replace Fire Alarm Systems,
Multiple Assets.

WESTERN RECEPTION AND
DIAGNOSTIC CORRECTIONAL
CENTER

3401 FARAON ST.
ST JOSEPH, MO 64506

PROJECT # C2325-01
SITE # 7012
ASSET # 9327012063

REVISION: _____
DATE: _____
REVISION: _____
DATE: _____
REVISION: _____
DATE: _____
ISSUE DATE: 08/02/2024

CAD DWG FILE: FSC
DRAWN BY: DB
CHECKED BY: JMA
DESIGNED BY: FSC

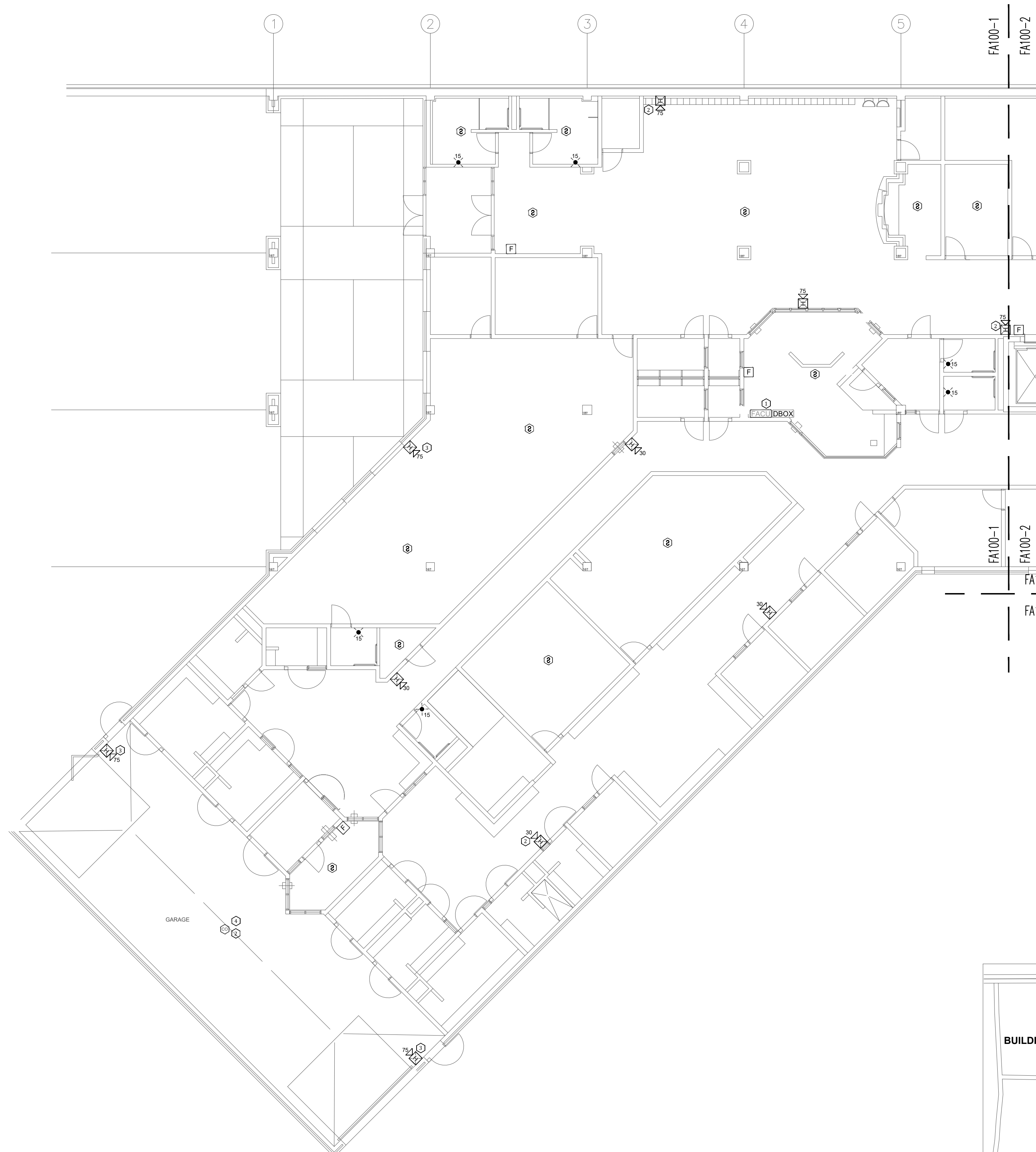
SHEET TITLE:
ADMIN BUILDING-
FIRST FLOOR FIRE
ALARM PLAN PART-1

SHEET NUMBER:
FA100-1

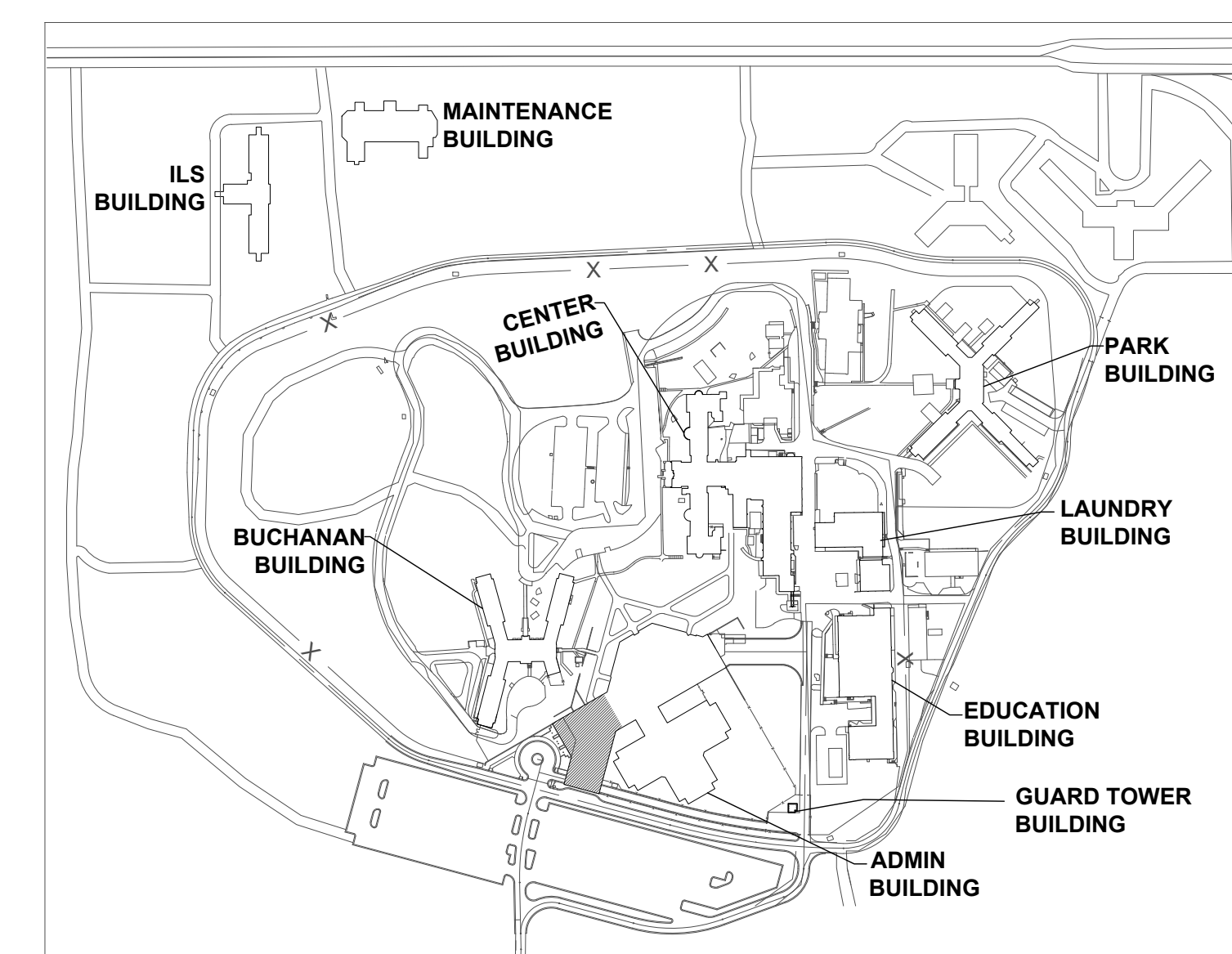
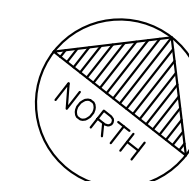
6 OF 93 SHEETS
.08/02/2024

KEY NOTES FOR ADMINISTRATION
BUILDING:


- ① LOCATION OF FACU. FACU SHALL BE CONNECTED TO FIBER LOOP FOR NETWORK CONNECTIVITY.
- ② ADDED NOTIFICATION APPLIANCE / INITIATING DEVICES TO MEET THE REQUIREMENTS OF NFPA 72.
- ③ RELOCATED DEVICE TO MEET COVERAGE REQUIREMENTS OF NFPA 72.
- ④ PROVIDE NEW CARBON MONOXIDE DETECTION IN THE BASEMENT GARAGE AREA.
- ⑤ STROBE NOTIFICATION DEVICE REPLACED WITH HORN/STROBE DUE TO ENVIRONMENTAL CONDITIONS.
- ⑥ REPLACED SMOKE DETECTOR WITH DUCT DETECTOR DUE TO ENVIRONMENTAL CONDITIONS (AHUs).



1 ADMINISTRATION BUILDING - FIRST FLOOR FIRE ALARM PLAN PART-1
SCALE: 3/32" = 1'-0"



KEY PLAN



PROFESSIONAL SEAL



8675 W 96TH STREET
OVERLAND PARK, KS. 66212
PHONE: 816.33.4373
FAX: 913.722.3484

SCALE: 3/32"=1'-0" (IN FEET)
0 5' 10' 20'

OFFICE OF
ADMINISTRATION
DIVISION OF FACILITIES
MANAGEMENT,
DESIGN AND
CONSTRUCTION

Replace Fire Alarm Systems,
Multiple Assets.

WESTERN RECEPTION AND
DIAGNOSTIC CORRECTIONAL
CENTER

3401 FARAON ST.
ST JOSEPH, MO 64506

PROJECT # C2325-01
SITE # 7012
ASSET # 9327012063

REVISION: _____
DATE: _____
REVISION: _____
DATE: _____
REVISION: _____
DATE: _____
ISSUE DATE: 08/02/2024

CAD DWG FILE: FSC
DRAWN BY: DB
CHECKED BY: JMA
DESIGNED BY: FSC

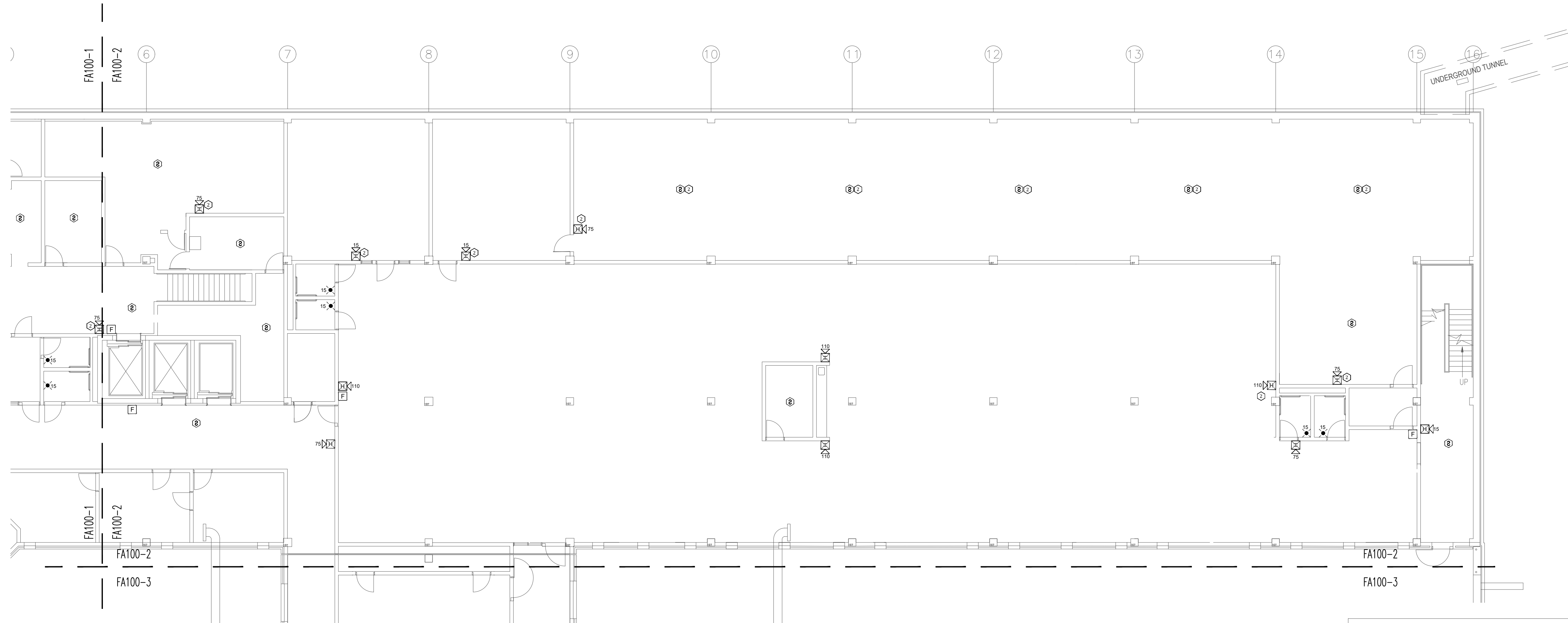
SHEET TITLE:
ADMIN BUILDING-
FIRST FLOOR FIRE
ALARM PLAN PART-2

SHEET NUMBER:
FA100-2

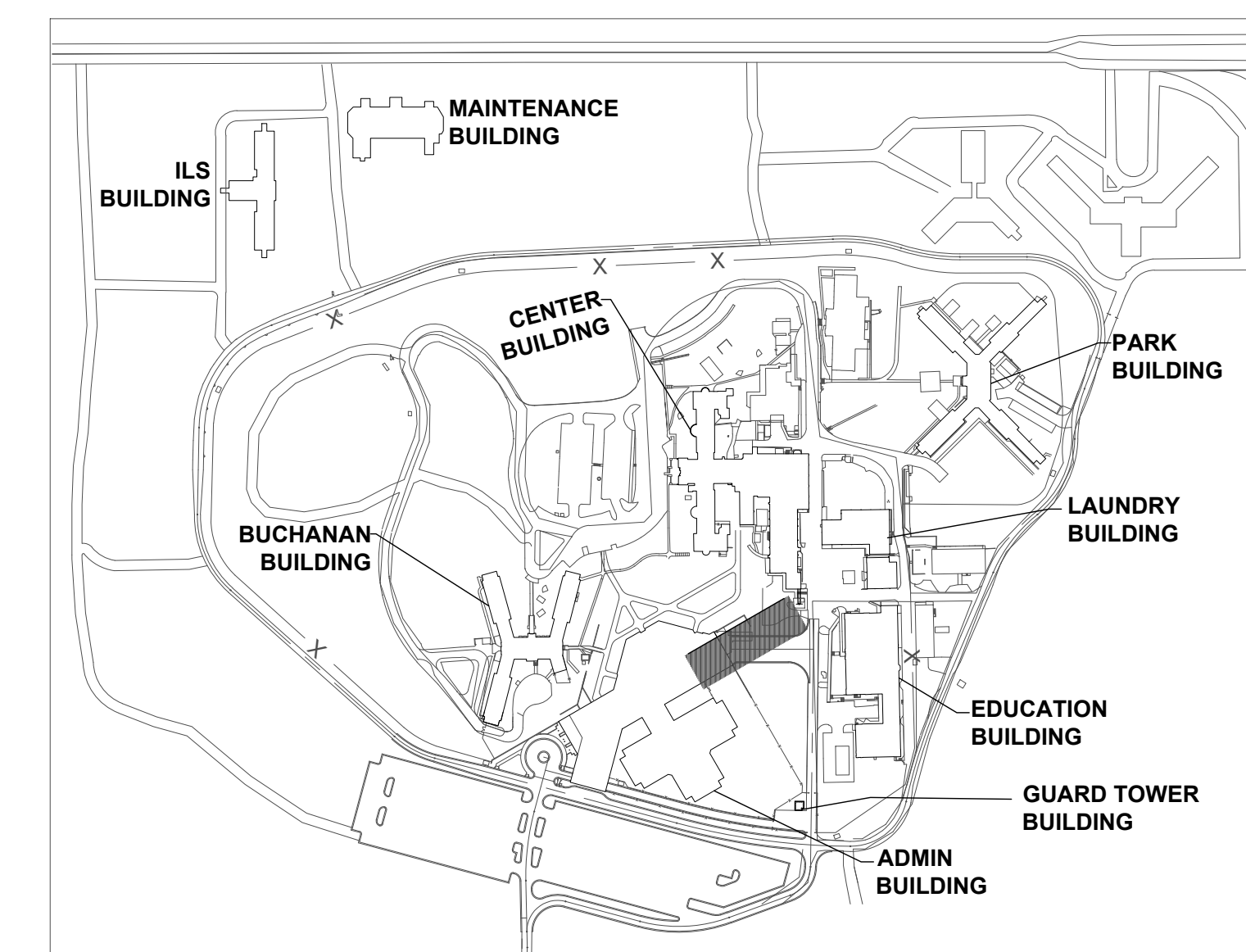

7 OF 93 SHEETS
.08/02/2024

KEY NOTES FOR ADMINISTRATION
BUILDING:


- ① LOCATION OF FACU. FACU SHALL BE CONNECTED TO FIBER LOOP FOR NETWORK CONNECTIVITY.
- ② ADDED NOTIFICATION APPLIANCE / INITIATING DEVICES TO MEET THE REQUIREMENTS OF NFPA 72.
- ③ RELOCATED DEVICE TO MEET COVERAGE REQUIREMENTS OF NFPA 72.
- ④ PROVIDE NEW CARBON MONOXIDE DETECTION IN THE BASEMENT GARAGE AREA.
- ⑤ STROBE NOTIFICATION DEVICE REPLACED WITH HORN/STROBE DUE TO ENVIRONMENTAL CONDITIONS.
- ⑥ REPLACED SMOKE DETECTOR WITH DUCT DETECTOR DUE TO ENVIRONMENTAL CONDITIONS (AHUs).



1 ADMINISTRATION BUILDING - FIRST FLOOR FIRE ALARM PLAN PART-2
SCALE: 3/32" = 1'-0"



KEY PLAN



PROFESSIONAL SEAL



8675 W 96TH STREET
OVERLAND PARK, KS. 66212
PHONE: 816.33.4373
FAX: 913.722.3484

SCALE: 3/32"=1'-0"
0 5' 10' 20'
(IN FEET)

OFFICE OF
ADMINISTRATION
DIVISION OF FACILITIES
MANAGEMENT,
DESIGN AND
CONSTRUCTION

Replace Fire Alarm Systems,
Multiple Assets.

WESTERN RECEPTION AND
DIAGNOSTIC CORRECTIONAL
CENTER

3401 FARAON ST.
ST JOSEPH, MO 64506

PROJECT # C2325-01
SITE # 7012
ASSET # 9327012063

REVISION: _____
DATE: _____
REVISION: _____
DATE: _____
REVISION: _____
DATE: _____
ISSUE DATE: 08/02/2024

CAD DWG FILE: FSC
DRAWN BY: DB
CHECKED BY: JMA
DESIGNED BY: FSC

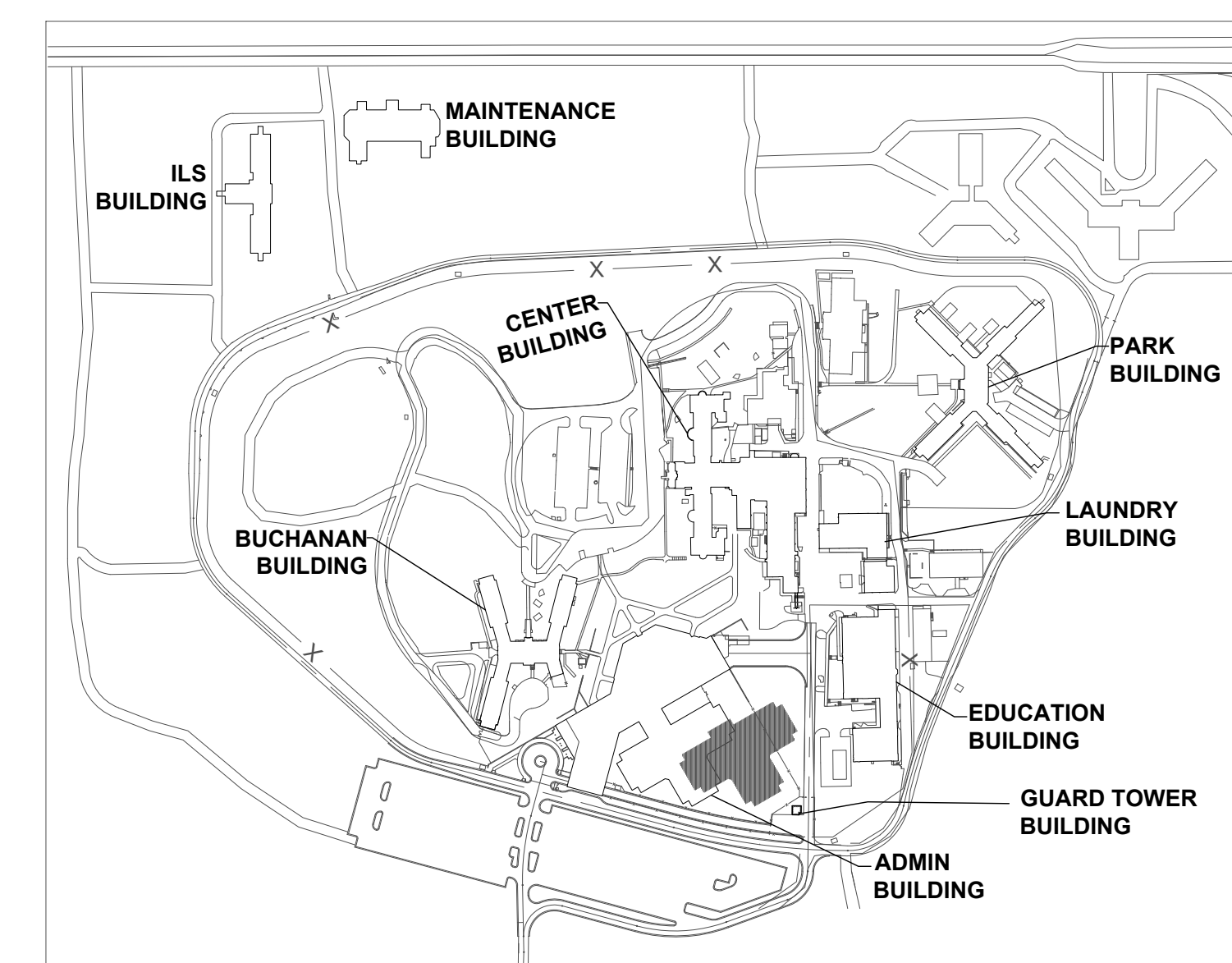
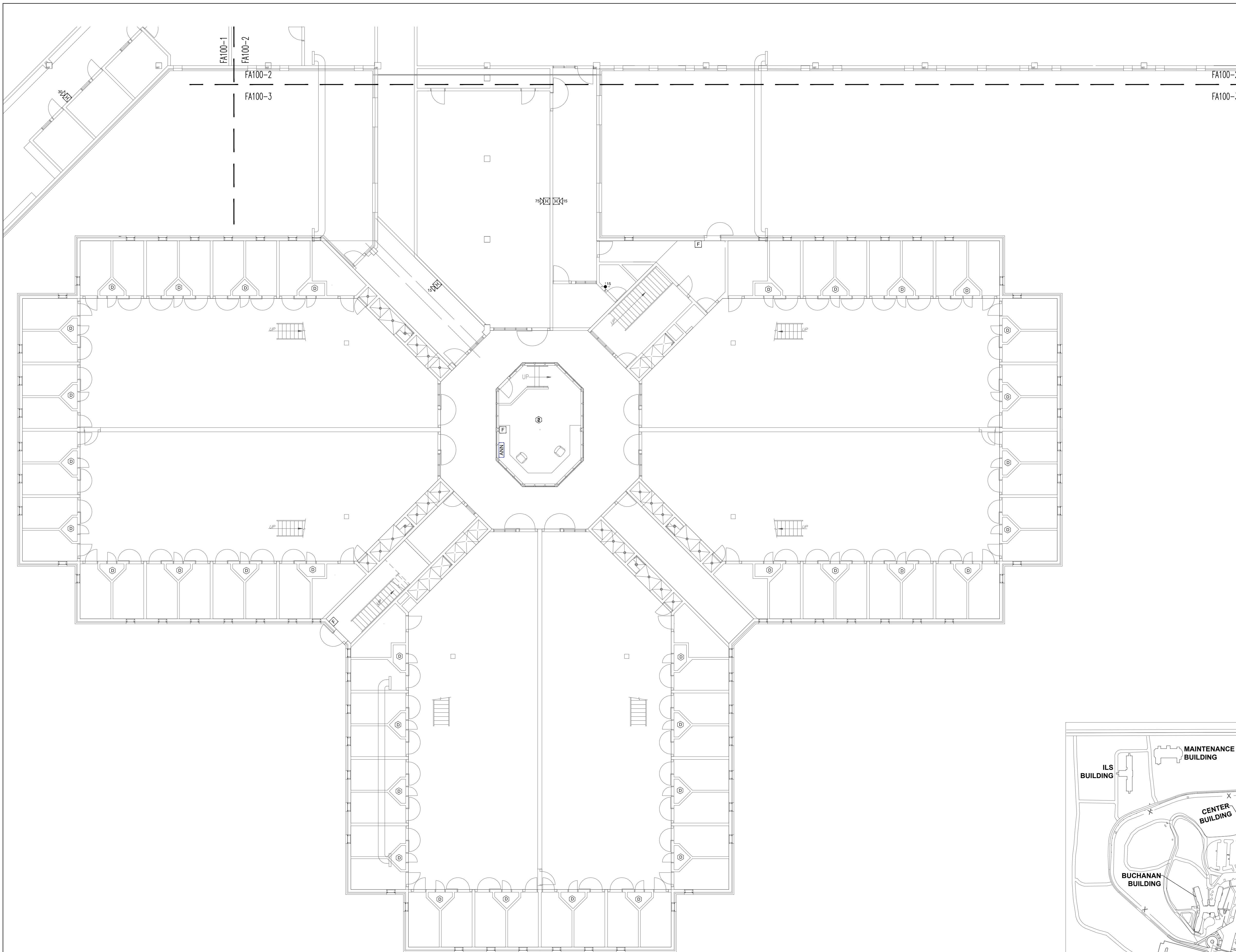
SHEET TITLE:
ADMIN BUILDING-
FIRST FLOOR FIRE
ALARM PLAN PART-3

SHEET NUMBER:
FA100-3

8 OF 93 SHEETS
.08/02/2024

KEY NOTES FOR ADMINISTRATION
BUILDING:

- 1 LOCATION OF FACU. FACU SHALL BE CONNECTED TO FIBER LOOP FOR NETWORK CONNECTIVITY.
- 2 ADDED NOTIFICATION APPLIANCE / INITIATING DEVICES TO MEET THE REQUIREMENTS OF NFPA 72.
- 3 RELOCATED DEVICE TO MEET COVERAGE REQUIREMENTS OF NFPA 72.
- 4 PROVIDE NEW CARBON MONOXIDE DETECTION IN THE BASEMENT GARAGE AREA.
- 5 STROBE NOTIFICATION DEVICE REPLACED WITH HORN/STROBE DUE TO ENVIRONMENTAL CONDITIONS.
- 6 REPLACED SMOKE DETECTOR WITH DUCT DETECTOR DUE TO ENVIRONMENTAL CONDITIONS (AHUs).



KEY PLAN

1 ADMINISTRATION BUILDING - FIRST FLOOR FIRE ALARM PLAN PART-3
SCALE: 3/32" = 1'-0"





PROFESSIONAL SEAL



8675 W 96TH STREET
OVERLAND PARK, KS. 66212
PHONE: 816.33.4373
FAX: 913.722.3484

SCALE: 3/32"=1'-0"
0 5' 10' 20' (IN FEET)

OFFICE OF
ADMINISTRATION
DIVISION OF FACILITIES
MANAGEMENT,
DESIGN AND
CONSTRUCTION

Replace Fire Alarm Systems,
Multiple Assets.

WESTERN RECEPTION AND
DIAGNOSTIC CORRECTIONAL
CENTER

3401 FARAON ST.
ST JOSEPH, MO 64506

PROJECT # C2325-01
SITE # 7012
ASSET # 9327012063

REVISION: _____
DATE: _____
REVISION: _____
DATE: _____
REVISION: _____
DATE: _____
ISSUE DATE: 08/02/2024

CAD DWG FILE: FSC
DRAWN BY: DB
CHECKED BY: JMA
DESIGNED BY: FSC

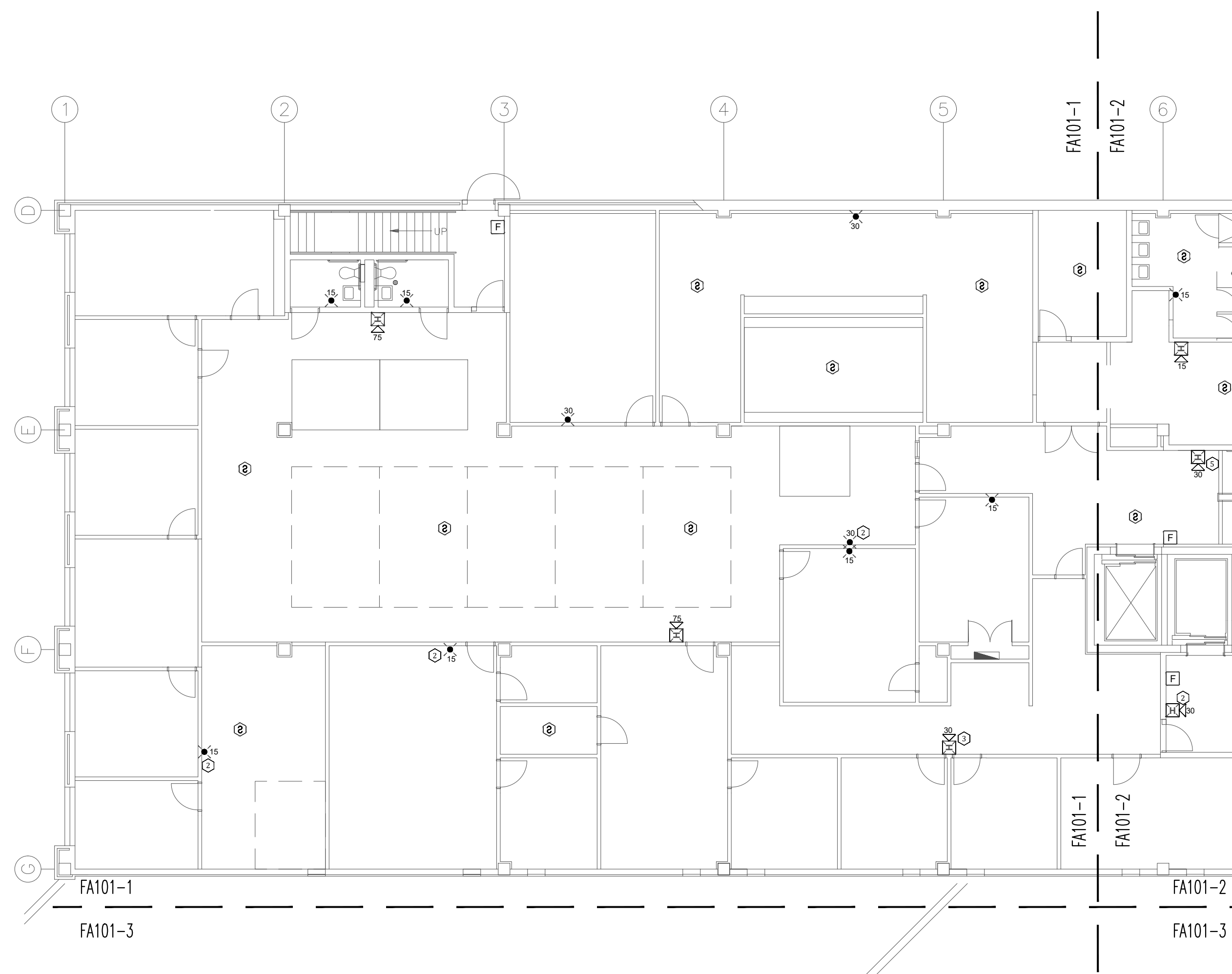
SHEET TITLE:
**ADMIN BUILDING-
SECOND FLOOR FIRE
ALARM PLAN PART-1**

SHEET NUMBER:
FA101-1

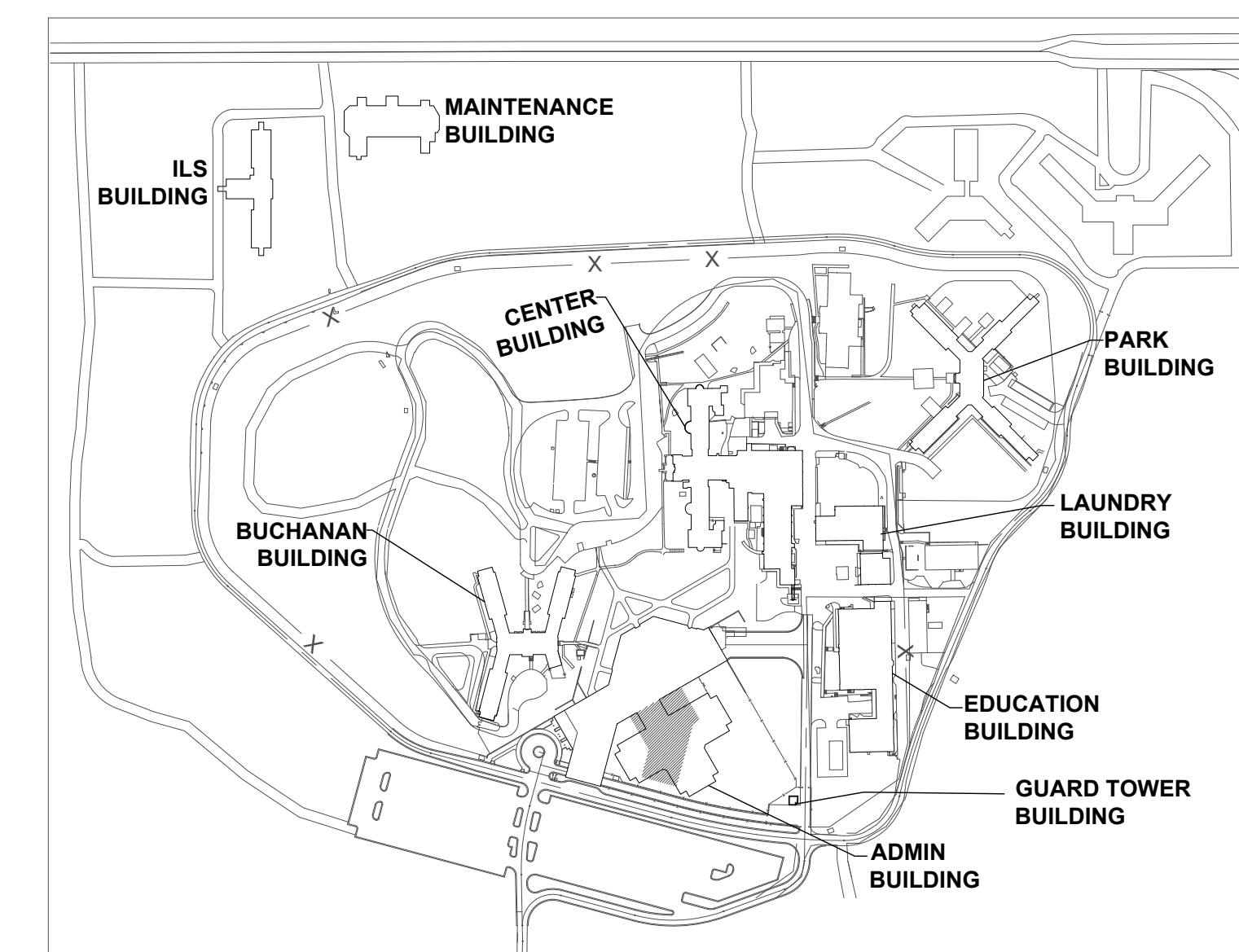
9 OF 93 SHEETS
.08/02/2024

KEY NOTES FOR ADMINISTRATION
BUILDING:

- ① LOCATION OF FACU. FACU SHALL BE CONNECTED TO FIBER LOOP FOR NETWORK CONNECTIVITY.
- ② ADDED NOTIFICATION APPLIANCE / INITIATING DEVICES TO MEET THE REQUIREMENTS OF NFPA 72.
- ③ RELOCATED DEVICE TO MEET COVERAGE REQUIREMENTS OF NFPA 72.
- ④ PROVIDE NEW CARBON MONOXIDE DETECTION IN THE BASEMENT GARAGE AREA.
- ⑤ STROBE NOTIFICATION DEVICE REPLACED WITH HORN/STROBE DUE TO ENVIRONMENTAL CONDITIONS.
- ⑥ REPLACED SMOKE DETECTOR WITH DUCT DETECTOR DUE TO ENVIRONMENTAL CONDITIONS (AHUs).



1 ADMINISTRATION BUILDING - SECOND FLOOR FIRE ALARM PLAN PART-1
SCALE: 3/32" = 1'-0"



KEY PLAN



PROFESSIONAL SEAL



8675 W 96TH STREET
OVERLAND PARK, KS. 66212
PHONE: 816.33.4373
FAX: 913.722.3484

SCALE: 3/32" = 1'-0"
0 5' 10' 20'

OFFICE OF
ADMINISTRATION
DIVISION OF FACILITIES
MANAGEMENT,
DESIGN AND
CONSTRUCTION

Replace Fire Alarm Systems,
Multiple Assets.

WESTERN RECEPTION AND
DIAGNOSTIC CORRECTIONAL
CENTER

3401 FARAON ST.
ST JOSEPH, MO 64506

PROJECT # C2325-01
SITE # 7012
ASSET # 9327012063

REVISION: _____
DATE: _____
REVISION: _____
DATE: _____
REVISION: _____
DATE: _____
ISSUE DATE: 08/02/2024

CAD DWG FILE: FSC
DRAWN BY: DB
CHECKED BY: JMA
DESIGNED BY: FSC

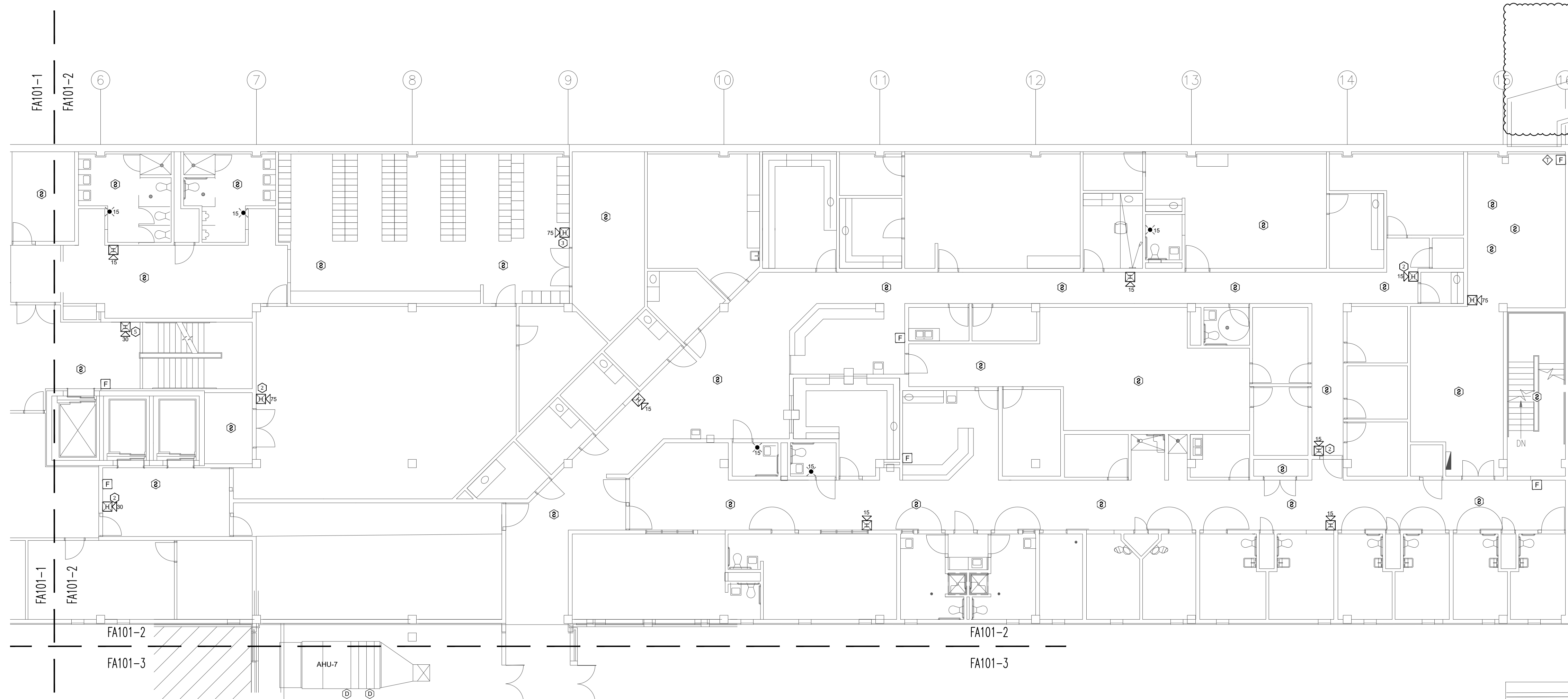
SHEET TITLE:
**ADMIN BUILDING-
SECOND FLOOR FIRE
ALARM PLAN PART-2**

SHEET NUMBER:
FA101-2

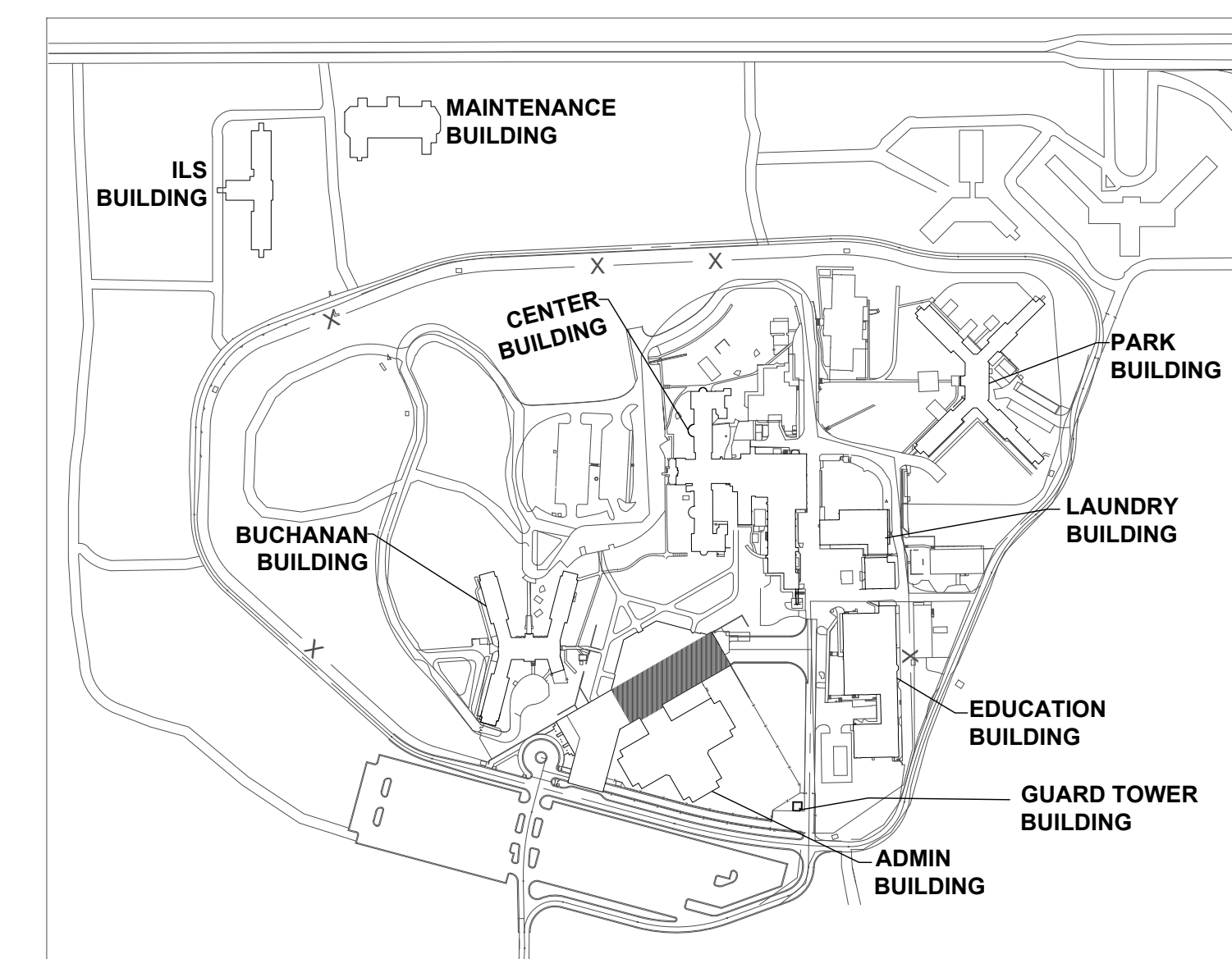
10 OF 93 SHEETS
.08/02/2024

KEY NOTES FOR ADMINISTRATION
BUILDING:

- ① LOCATION OF FACU. FACU SHALL BE CONNECTED TO FIBER LOOP FOR NETWORK CONNECTIVITY.
- ② ADDED NOTIFICATION APPLIANCE / INITIATING DEVICES TO MEET THE REQUIREMENTS OF NFPA 72.
- ③ RELOCATED DEVICE TO MEET COVERAGE REQUIREMENTS OF NFPA 72.
- ④ PROVIDE NEW CARBON MONOXIDE DETECTION IN THE BASEMENT GARAGE AREA.
- ⑤ STROBE NOTIFICATION DEVICE REPLACED WITH HORN/STROBE DUE TO ENVIRONMENTAL CONDITIONS.
- ⑥ REPLACED SMOKE DETECTOR WITH DUCT DETECTOR DUE TO ENVIRONMENTAL CONDITIONS (AHUs).



1 ADMINISTRATION BUILDING - SECOND FLOOR FIRE ALARM PLAN PART-2
SCALE: 3/32" = 1'-0"



KEY PLAN



PROFESSIONAL SEAL



8675 W 96TH STREET
OVERLAND PARK, KS. 66212
PHONE: 816.33.4373
FAX: 913.722.3484

SCALE: 3/32"=1'-0"
0 5' 10' 20'

OFFICE OF
ADMINISTRATION
DIVISION OF FACILITIES
MANAGEMENT,
DESIGN AND
CONSTRUCTION

Replace Fire Alarm Systems,
Multiple Assets.

WESTERN RECEPTION AND
DIAGNOSTIC CORRECTIONAL
CENTER

3401 FARAON ST.
ST JOSEPH, MO 64506

PROJECT # C2325-01
SITE # 7012
ASSET # 9327012063

REVISION: _____
DATE: _____
REVISION: _____
DATE: _____
REVISION: _____
DATE: _____
ISSUE DATE: 08/02/2024

CAD DWG FILE: FSC
DRAWN BY: DB
CHECKED BY: JMA
DESIGNED BY: FSC

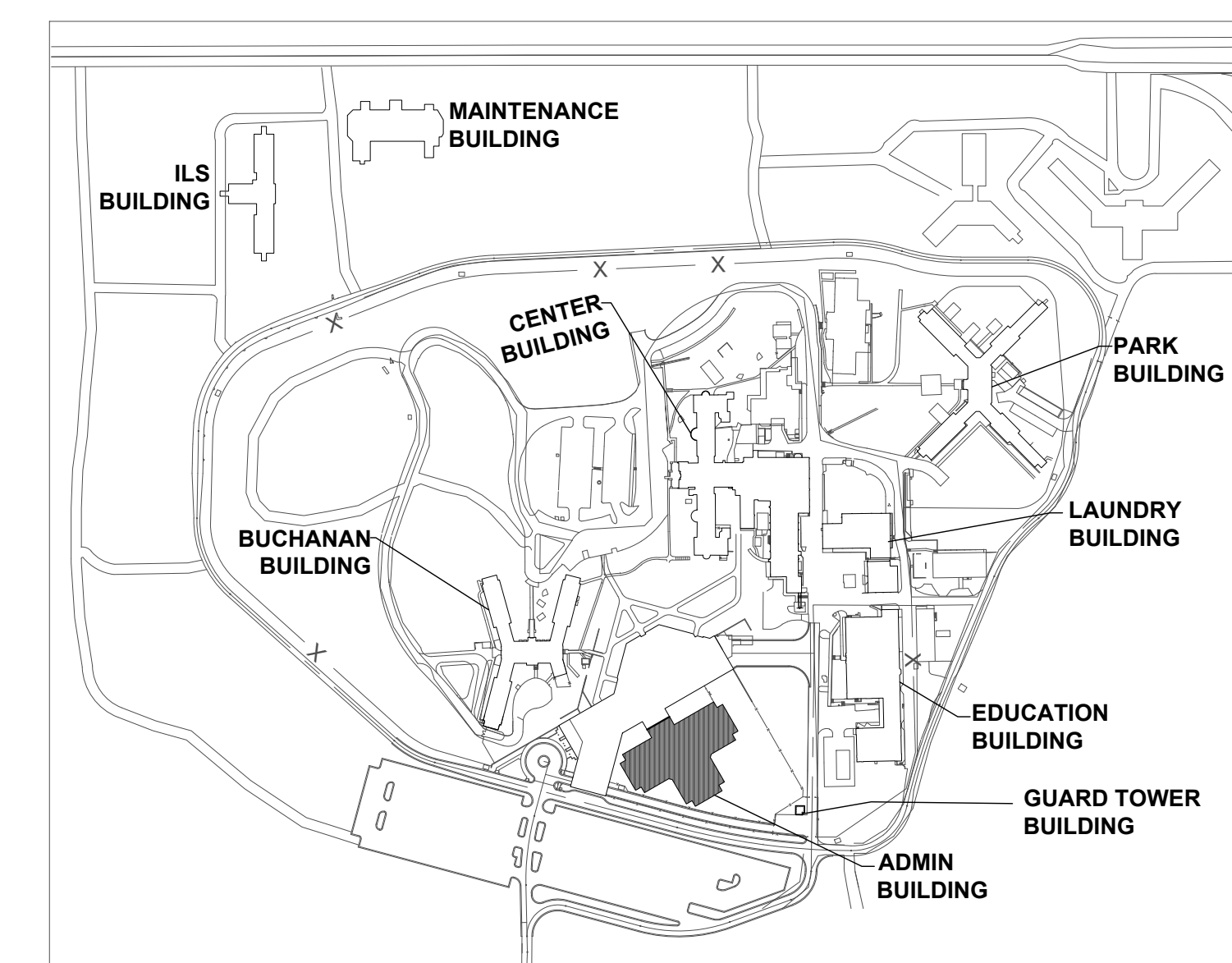
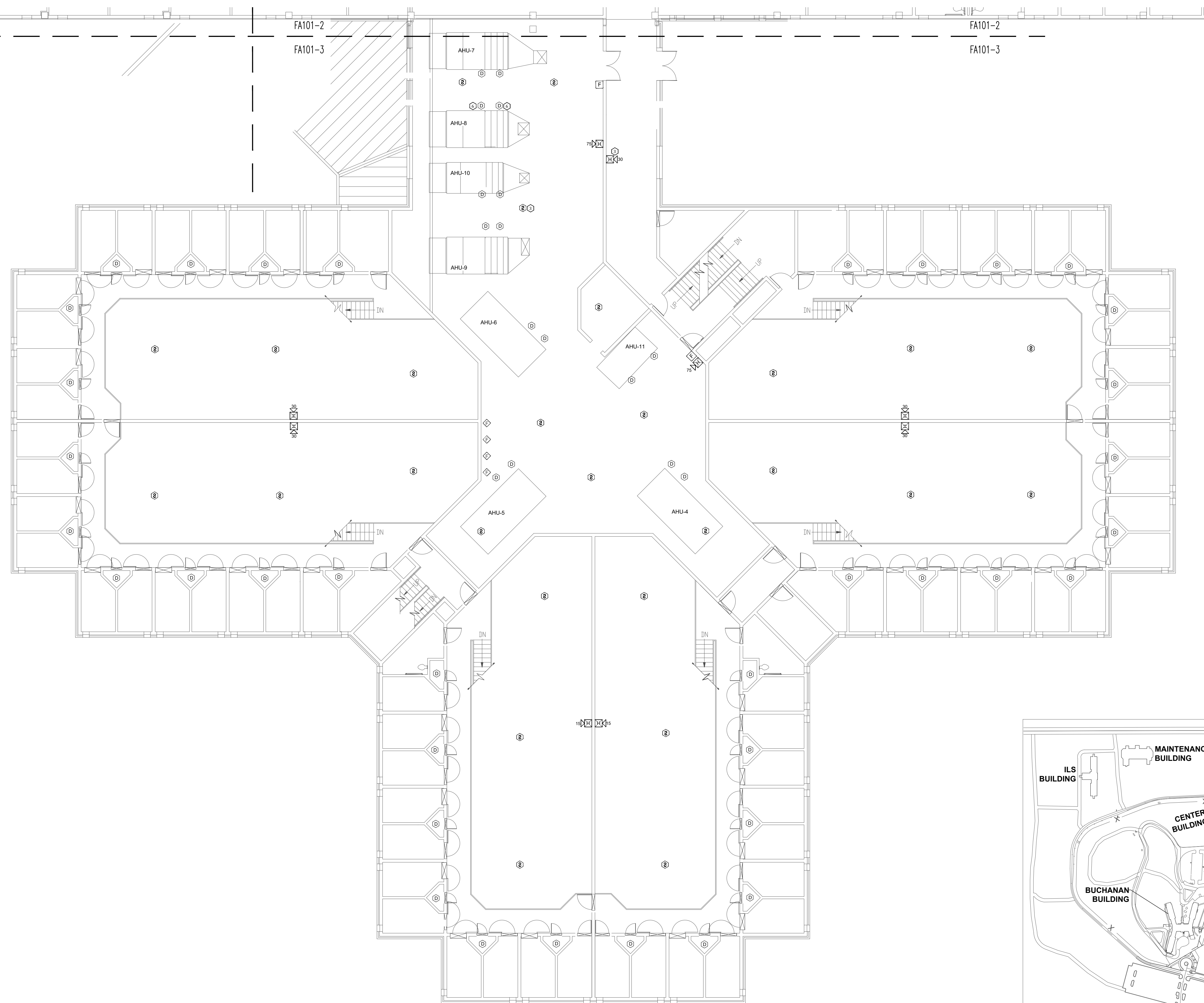
SHEET TITLE:
**ADMIN BUILDING-
SECOND FLOOR FIRE
ALARM PLAN PART-3**

SHEET NUMBER:
FA101-3

11 OF 93 SHEETS
.08/02/2024

KEY NOTES FOR ADMINISTRATION
BUILDING:

- ① LOCATION OF FACU. FACU SHALL BE CONNECTED TO FIBER LOOP FOR NETWORK CONNECTIVITY.
- ② ADDED NOTIFICATION APPLIANCE / INITIATING DEVICES TO MEET THE REQUIREMENTS OF NFPA 72.
- ③ RELOCATED DEVICE TO MEET COVERAGE REQUIREMENTS OF NFPA 72.
- ④ PROVIDE NEW CARBON MONOXIDE DETECTION IN THE BASEMENT GARAGE AREA.
- ⑤ STROBE NOTIFICATION DEVICE REPLACED WITH HORN/STROBE DUE TO ENVIRONMENTAL CONDITIONS.
- ⑥ REPLACED SMOKE DETECTOR WITH DUCT DETECTOR DUE TO ENVIRONMENTAL CONDITIONS (AHUs).



KEY PLAN

1 ADMINISTRATION BUILDING - SECOND FLOOR FIRE ALARM PLAN PART-3
SCALE: 3/32" = 1'-0"





PROFESSIONAL SEAL



8675 W 96TH STREET
OVERLAND PARK, KS. 66212
PHONE: 816.33.4373
FAX: 913.722.3484

SCALE: 3/32"=1'-0" (IN FEET)
0 5' 10' 20'

OFFICE OF
ADMINISTRATION
DIVISION OF FACILITIES
MANAGEMENT,
DESIGN AND
CONSTRUCTION

Replace Fire Alarm Systems,
Multiple Assets.

WESTERN RECEPTION AND
DIAGNOSTIC CORRECTIONAL
CENTER

3401 FARAON ST.
ST JOSEPH, MO 64506

PROJECT # C2325-01
SITE # 7012
ASSET # 9327012063

REVISION: _____
DATE: _____
REVISION: _____
DATE: _____
REVISION: _____
DATE: _____
ISSUE DATE: 08/02/2024

CAD DWG FILE: FSC
DRAWN BY: DB
CHECKED BY: JMA
DESIGNED BY: FSC

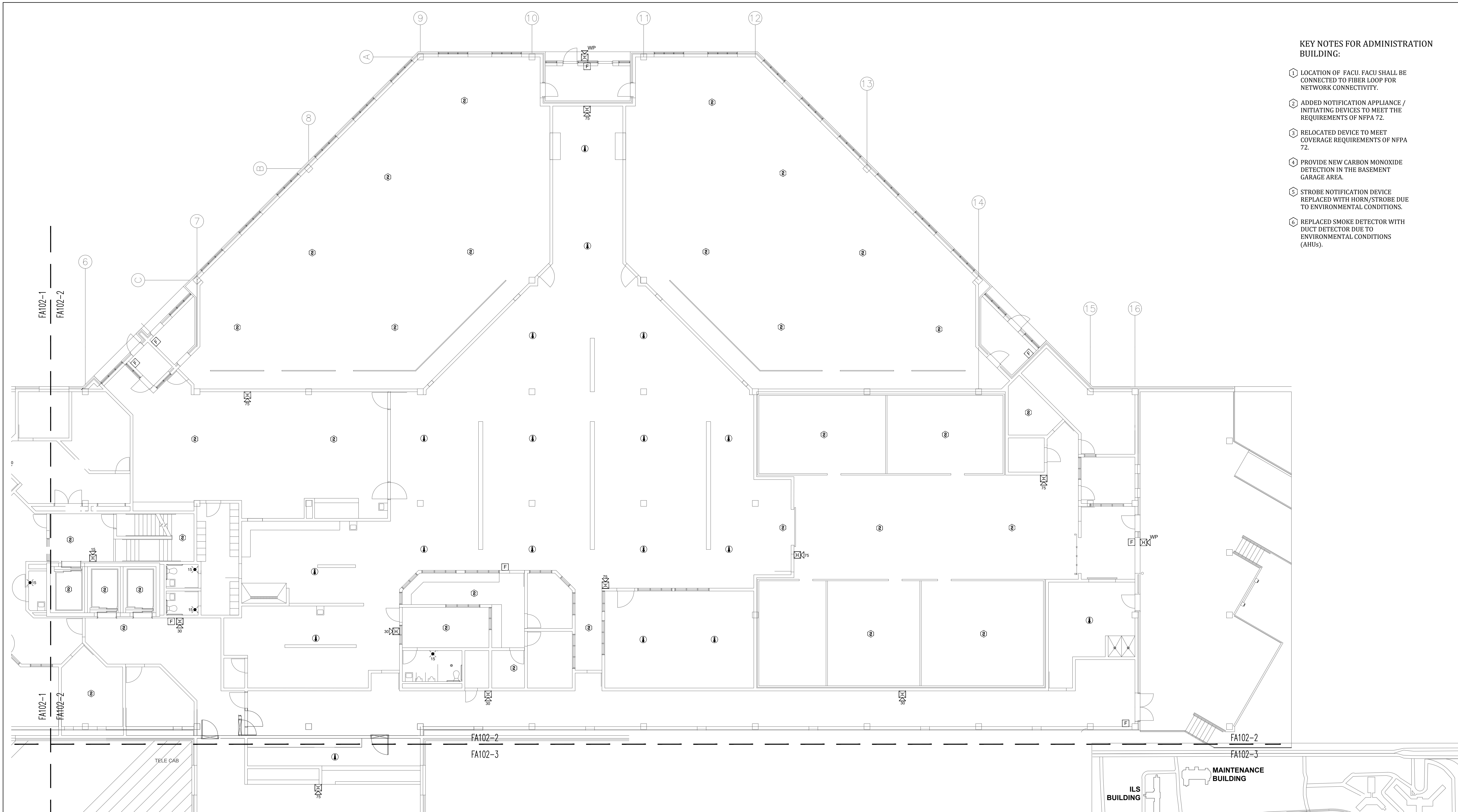
SHEET TITLE:
**ADMIN BUILDING-
THIRD FLOOR FIRE
ALARM PLAN PART-2**

SHEET NUMBER:
FA102-2

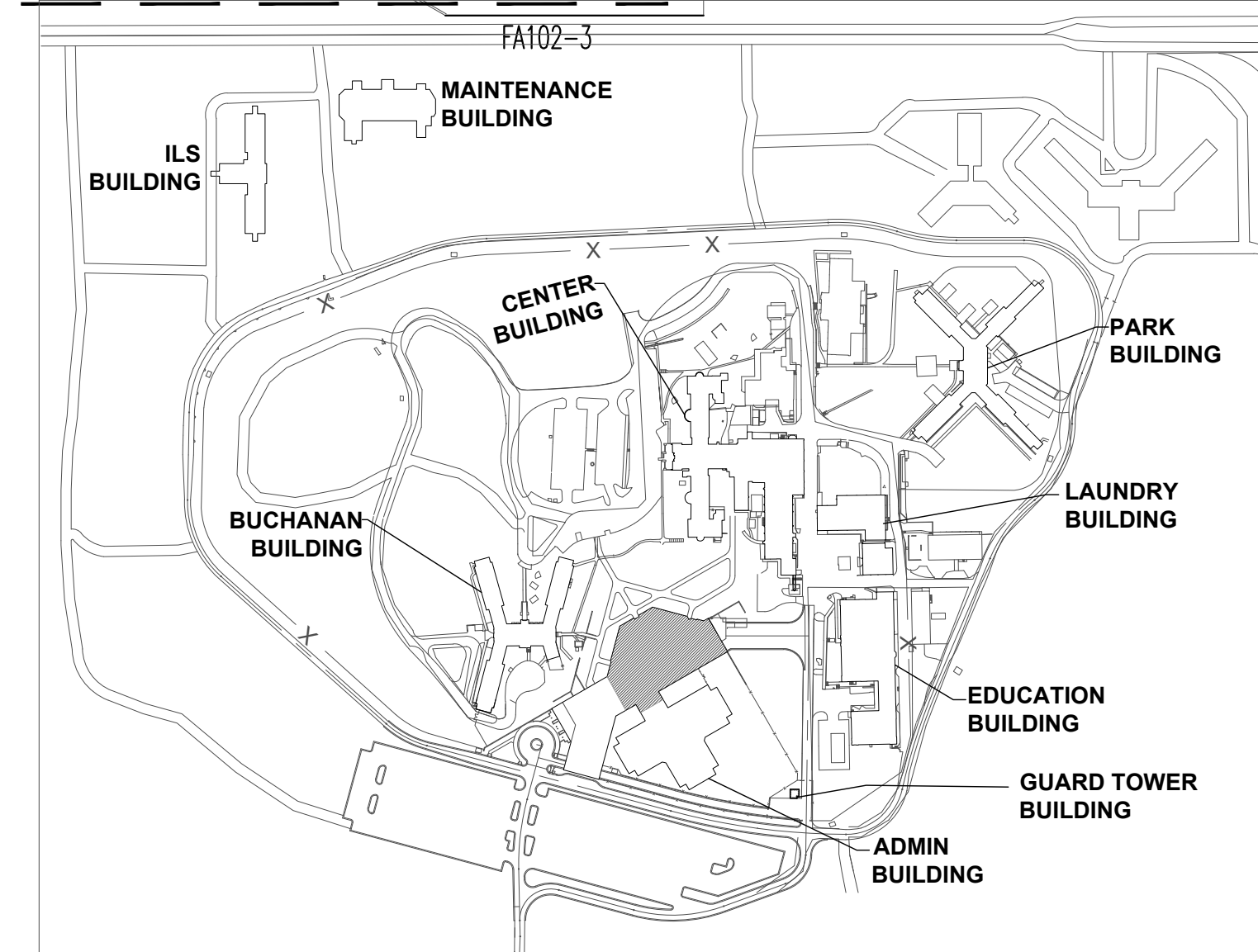
13 OF 93 SHEETS
.08/02/2024

KEY NOTES FOR ADMINISTRATION
BUILDING:


- ① LOCATION OF FACU. FACU SHALL BE CONNECTED TO FIBER LOOP FOR NETWORK CONNECTIVITY.
- ② ADDED NOTIFICATION APPLIANCE / INITIATING DEVICES TO MEET THE REQUIREMENTS OF NFPA 72.
- ③ RELOCATED DEVICE TO MEET COVERAGE REQUIREMENTS OF NFPA 72.
- ④ PROVIDE NEW CARBON MONOXIDE DETECTION IN THE BASEMENT GARAGE AREA.
- ⑤ STROBE NOTIFICATION DEVICE REPLACED WITH HORN/STROBE DUE TO ENVIRONMENTAL CONDITIONS.
- ⑥ REPLACED SMOKE DETECTOR WITH DUCT DETECTOR DUE TO ENVIRONMENTAL CONDITIONS (AHUs).



1 ADMINISTRATION BUILDING - THIRD FLOOR FIRE ALARM PLAN PART-2
SCALE: 3/32" = 1'-0"



KEY PLAN



PROFESSIONAL SEAL



8675 W 96TH STREET
OVERLAND PARK, KS. 66212
PHONE: 816.33.4373
FAX: 913.722.3484

SCALE: 3/32"=1'-0"
0 5' 10' 20'
(IN FEET)

OFFICE OF
ADMINISTRATION
DIVISION OF FACILITIES
MANAGEMENT,
DESIGN AND
CONSTRUCTION

Replace Fire Alarm Systems,
Multiple Assets.

WESTERN RECEPTION AND
DIAGNOSTIC CORRECTIONAL
CENTER

3401 FARAON ST.
ST JOSEPH, MO 64506

PROJECT # C2325-01
SITE # 7012
ASSET # 9327012063

REVISION: _____
DATE: _____
REVISION: _____
DATE: _____
REVISION: _____
DATE: _____
ISSUE DATE: 08/02/2024

CAD DWG FILE: FSC
DRAWN BY: DB
CHECKED BY: JMA
DESIGNED BY: FSC

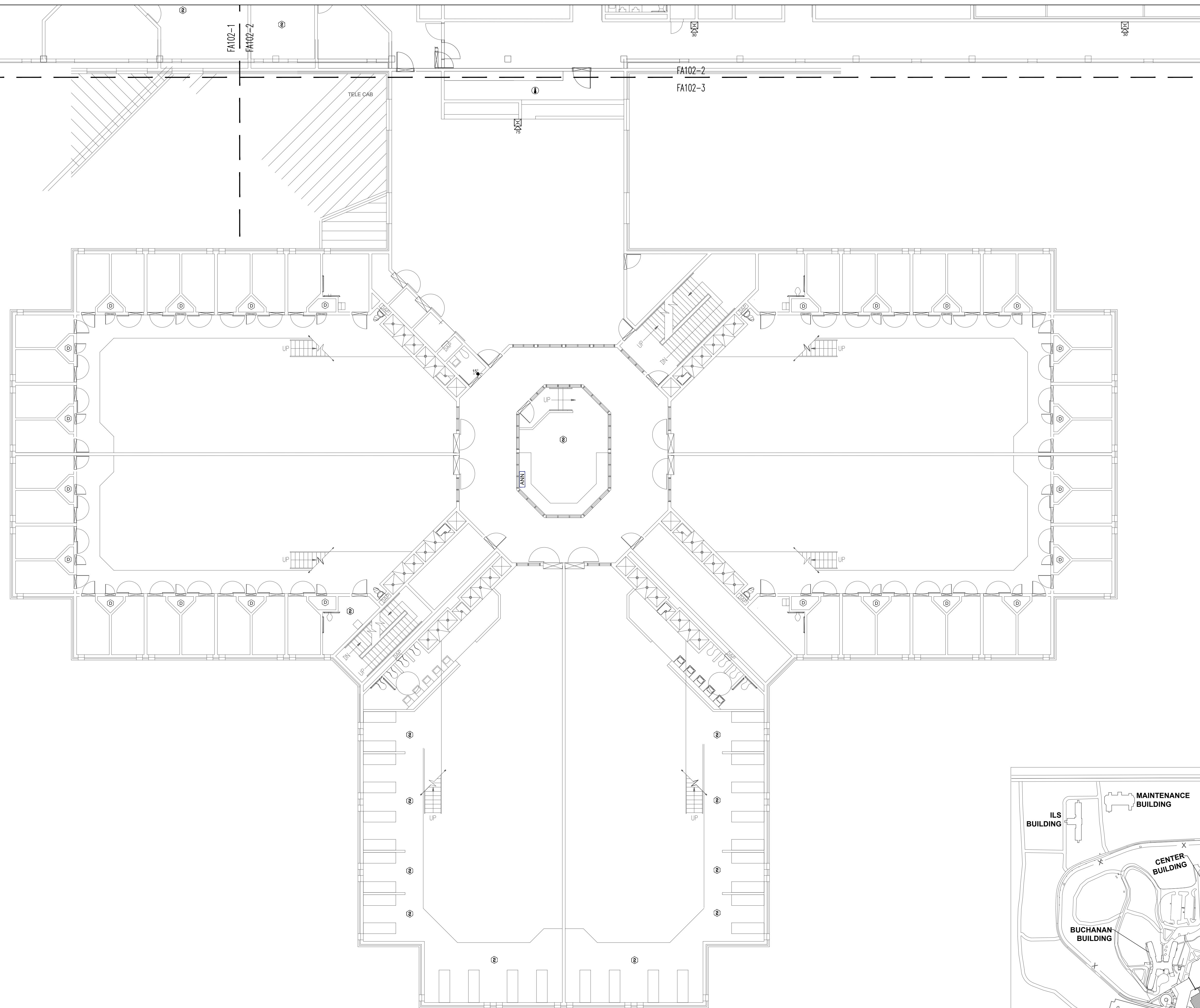
SHEET TITLE:
**ADMIN BUILDING-
THIRD FLOOR FIRE
ALARM PLAN PART-3**

SHEET NUMBER:
FA102-3

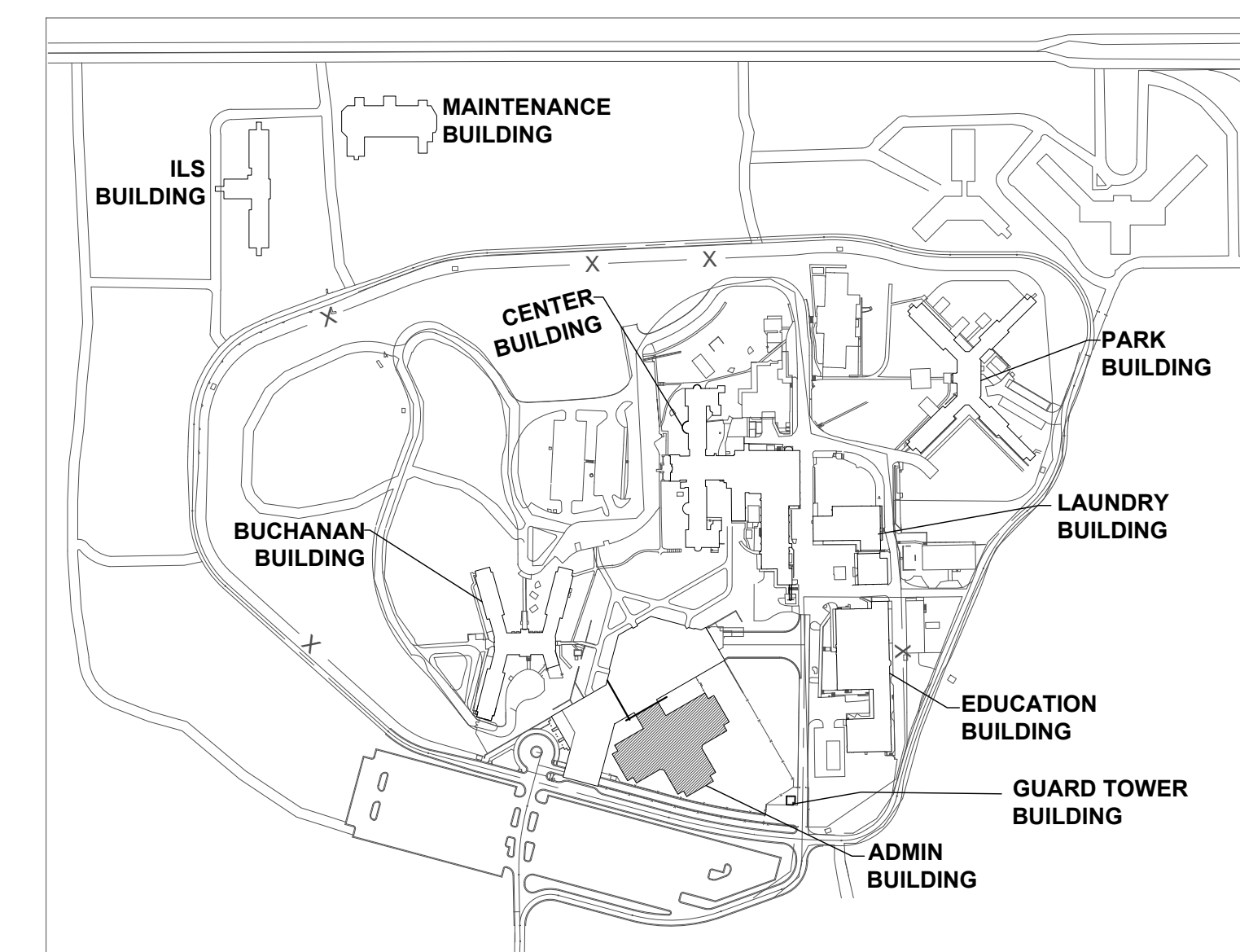
14 OF 93 SHEETS
.08/02/2024

KEY NOTES FOR ADMINISTRATION
BUILDING:

- ① LOCATION OF FACU. FACU SHALL BE CONNECTED TO FIBER LOOP FOR NETWORK CONNECTIVITY.
- ② ADDED NOTIFICATION APPLIANCE / INITIATING DEVICES TO MEET THE REQUIREMENTS OF NFPA 72.
- ③ RELOCATED DEVICE TO MEET COVERAGE REQUIREMENTS OF NFPA 72.
- ④ PROVIDE NEW CARBON MONOXIDE DETECTION IN THE BASEMENT GARAGE AREA.
- ⑤ STROBE NOTIFICATION DEVICE REPLACED WITH HORN/STROBE DUE TO ENVIRONMENTAL CONDITIONS.
- ⑥ REPLACED SMOKE DETECTOR WITH DUCT DETECTOR DUE TO ENVIRONMENTAL CONDITIONS (AHUs).



1 ADMINISTRATION BUILDING - THIRD FLOOR FIRE ALARM PLAN PART-3
SCALE: 3/32" = 1'-0"



KEY PLAN



PROFESSIONAL SEAL



8675 W 96TH STREET
OVERLAND PARK, KS. 66212
PHONE: 816.33.4373
FAX: 913.722.3484

SCALE: 3/32"=1'-0" (IN FEET)
0 5 10 20

OFFICE OF
ADMINISTRATION
DIVISION OF FACILITIES
MANAGEMENT,
DESIGN AND
CONSTRUCTION

Replace Fire Alarm Systems,
Multiple Assets.

WESTERN RECEPTION AND
DIAGNOSTIC CORRECTIONAL
CENTER

3401 FARAON ST.
ST JOSEPH, MO 64506

PROJECT # C2325-01
SITE # 7012
ASSET # 9327012063

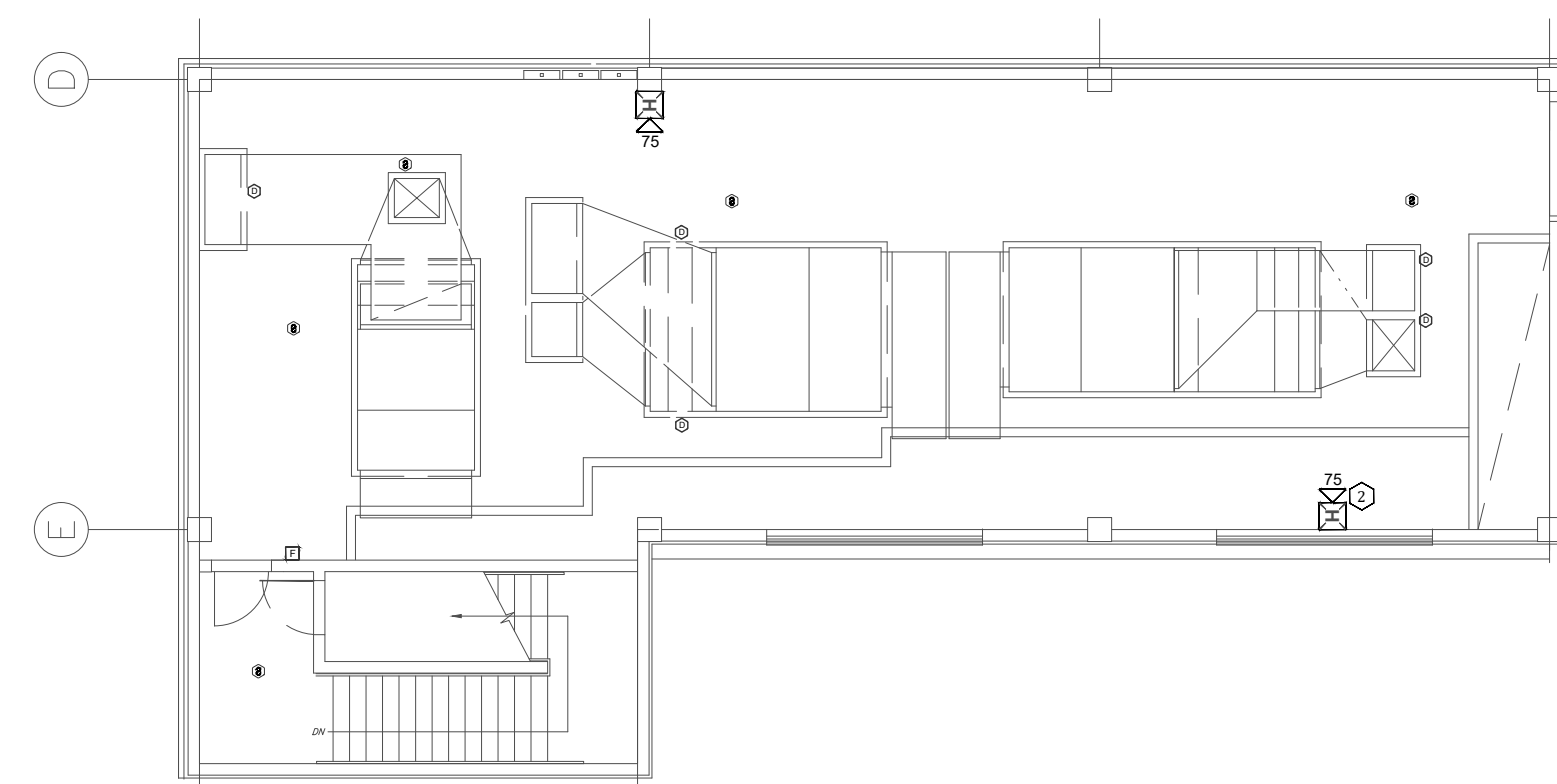
REVISION: _____
DATE: _____
REVISION: _____
DATE: _____
REVISION: _____
DATE: _____
ISSUE DATE: 08/02/2024

CAD DWG FILE: FSC
DRAWN BY: DB
CHECKED BY: JMA
DESIGNED BY: FSC

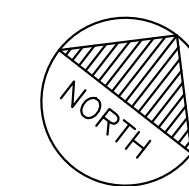
SHEET TITLE:
**ADMIN BUILDING-
FOURTH FLOOR &
PENTHOUSE FIRE ALARM
PLAN**

SHEET NUMBER:
FA103

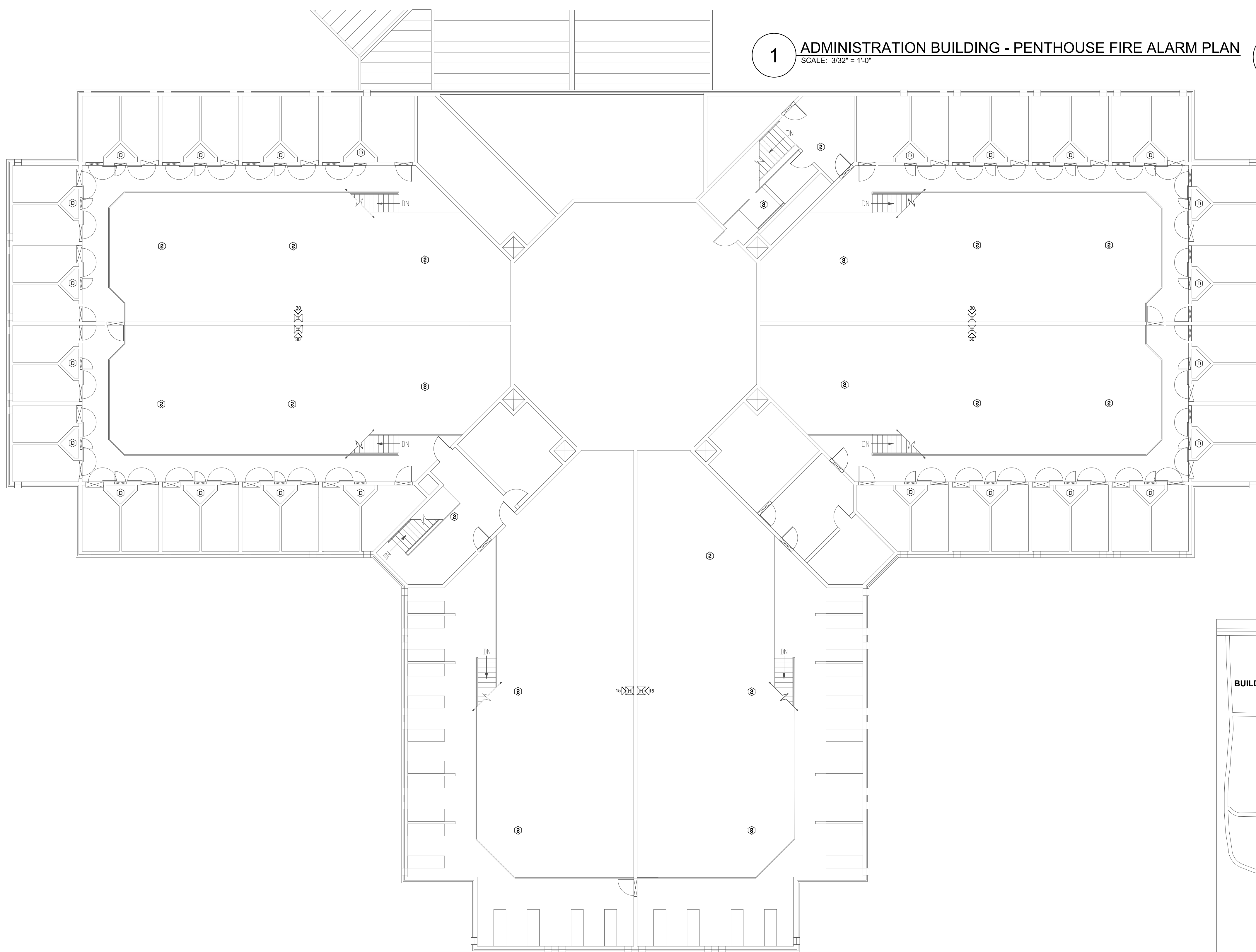
15 OF 93 SHEETS
.08/02/2024



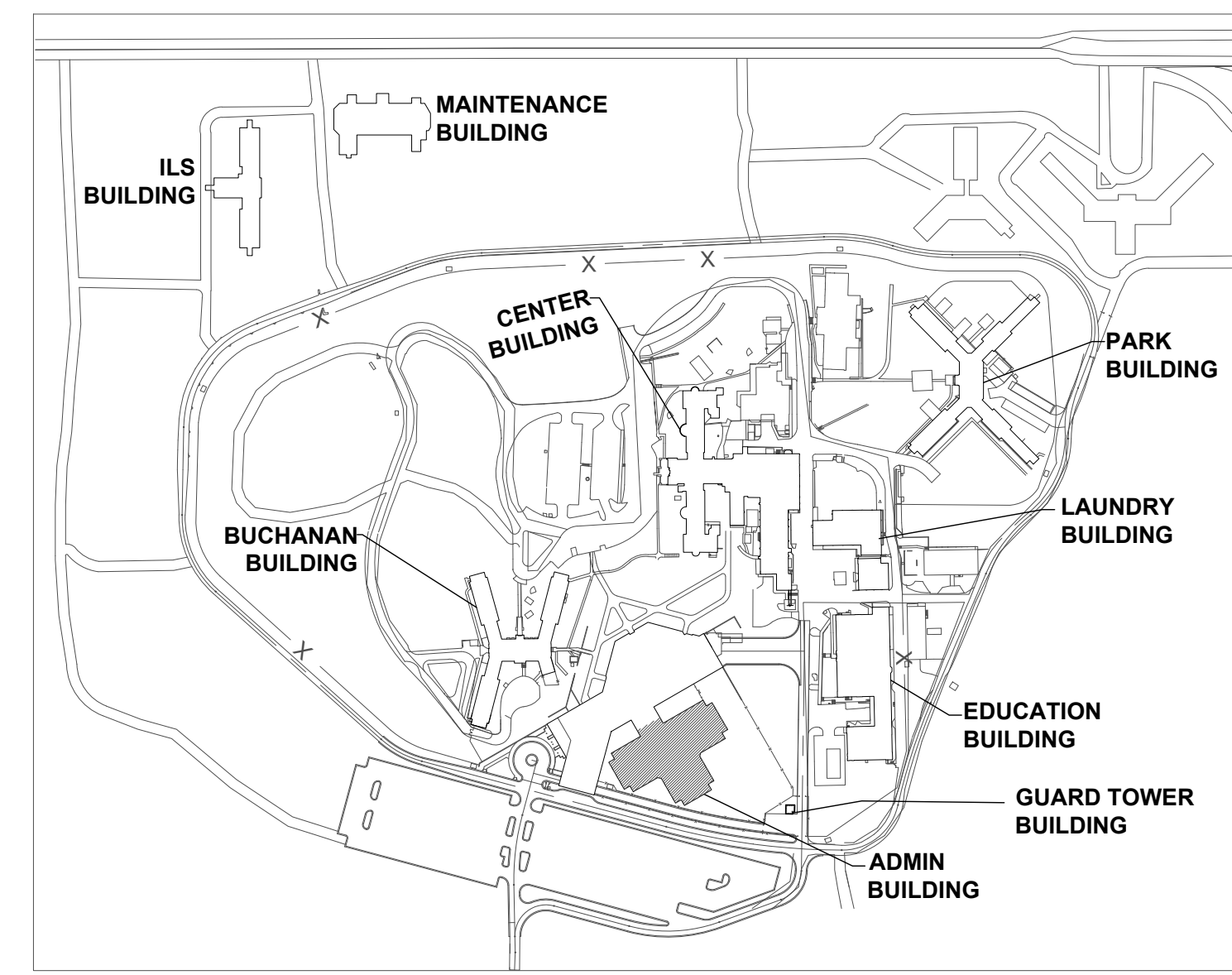
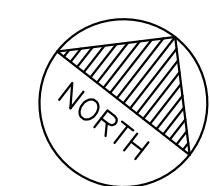
1 ADMINISTRATION BUILDING - PENTHOUSE FIRE ALARM PLAN
SCALE: 3/32" = 1'-0"



- KEY NOTES FOR ADMINISTRATION BUILDING:**
- ① LOCATION OF FACU. FACU SHALL BE CONNECTED TO FIBER LOOP FOR NETWORK CONNECTIVITY.
 - ② ADDED NOTIFICATION APPLIANCE / INITIATING DEVICES TO MEET THE REQUIREMENTS OF NFPA 72.
 - ③ RELOCATED DEVICE TO MEET COVERAGE REQUIREMENTS OF NFPA 72.
 - ④ PROVIDE NEW CARBON MONOXIDE DETECTION IN THE BASEMENT GARAGE AREA.
 - ⑤ STROBE NOTIFICATION DEVICE REPLACED WITH HORN/STROBE DUE TO ENVIRONMENTAL CONDITIONS.
 - ⑥ REPLACED SMOKE DETECTOR WITH DUCT DETECTOR DUE TO ENVIRONMENTAL CONDITIONS (AHUs).



1 ADMINISTRATION BUILDING - FOURTH FLOOR AND PENTHOUSE FIRE ALARM PLAN
SCALE: 3/32" = 1'-0"



KEY PLAN



PROFESSIONAL SEAL



8675 W 96TH STREET
OVERLAND PARK, KS. 66212
PHONE: 816.33.4373
FAX: 913.722.3484

SCALE: 3/32"=1'-0" (IN FEET)
0 5 10 20

OFFICE OF
ADMINISTRATION
DIVISION OF FACILITIES
MANAGEMENT,
DESIGN AND
CONSTRUCTION

Replace Fire Alarm Systems,
Multiple Assets.

WESTERN RECEPTION AND
DIAGNOSTIC CORRECTIONAL
CENTER

3401 FARAON ST.
ST JOSEPH, MO 64506

PROJECT # C2325-01
SITE # 7012
ASSET # 9327012063

REVISION: _____
DATE: _____
REVISION: _____
DATE: _____
REVISION: _____
DATE: _____
ISSUE DATE: 08/02/2024

CAD DWG FILE: FSC
DRAWN BY: DB
CHECKED BY: JMA
DESIGNED BY: FSC

SHEET TITLE:
**BUCHANAN
BUILDING-FIRST
FLOOR FIRE
ALARM PLAN PART-1**

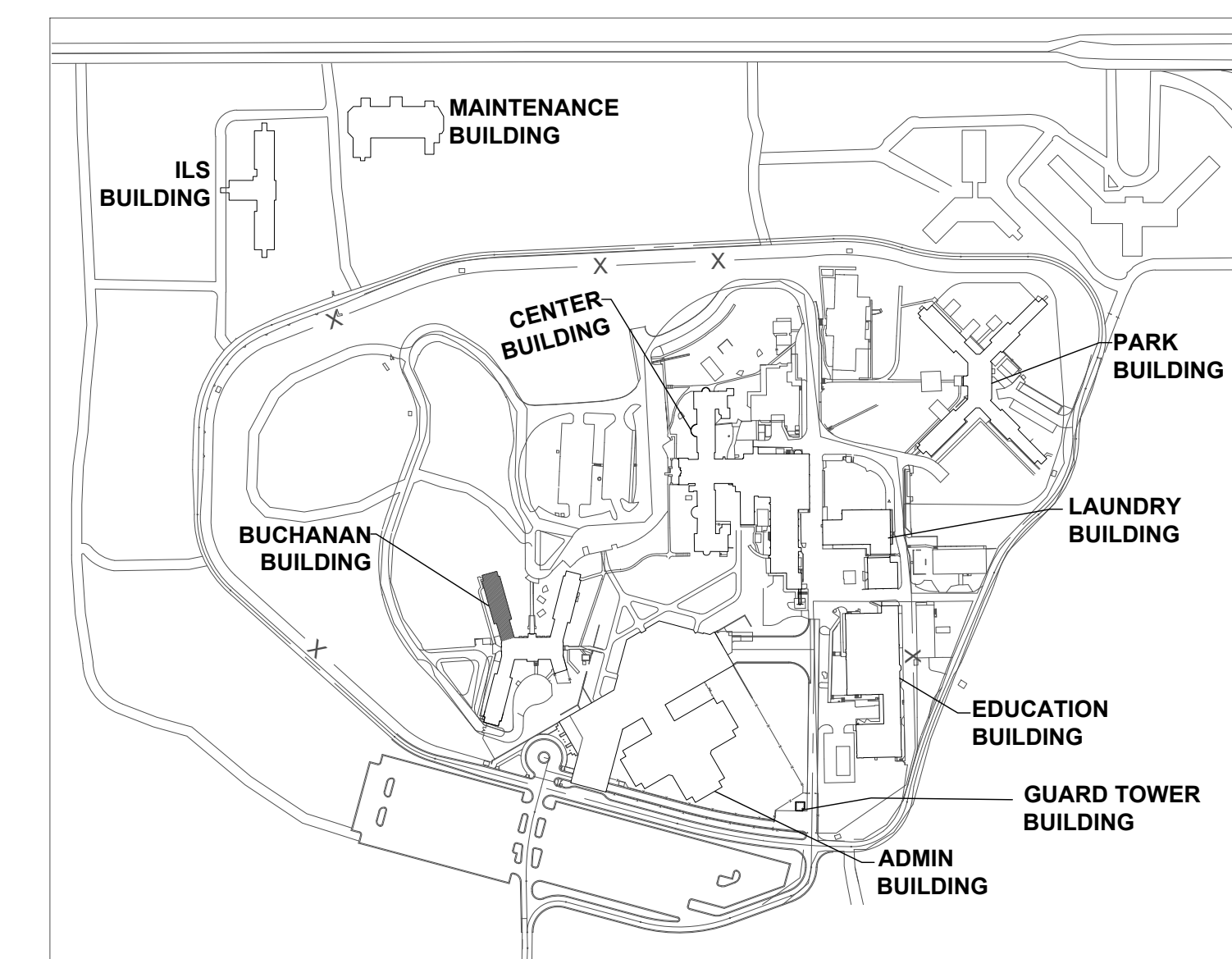
SHEET NUMBER:
FA200-1

KEY NOTES FOR BUCHANAN BUILDING:

- ① STROBE NOTIFICATION DEVICE REPLACED WITH HORN/STROBE DUE TO ENVIRONMENTAL CONDITIONS.
- ② RELOCATED DEVICE TO MEET COVERAGE REQUIREMENTS OF NFPA 72.
- ③ LOCATION OF FACU. FACU SHALL BE CONNECTED TO FIBER LOOP FOR NETWORK CONNECTIVITY.
- ④ ADDED NOTIFICATION APPLIANCE / INITIATING DEVICES TO MEET THE REQUIREMENTS OF NFPA 72.



1 BUCHANAN BUILDING - FIRST FLOOR FIRE ALARM PLAN PART-1
SCALE: 3/32" = 1'-0"



KEY PLAN



PROFESSIONAL SEAL



8675 W 96TH STREET
OVERLAND PARK, KS. 66212
PHONE: 816.33.4373
FAX: 913.722.3484

SCALE: 3/32"=1'-0" (IN FEET)
0 5 10 20'

OFFICE OF
ADMINISTRATION
DIVISION OF FACILITIES
MANAGEMENT,
DESIGN AND
CONSTRUCTION

Replace Fire Alarm Systems,
Multiple Assets.

WESTERN RECEPTION AND
DIAGNOSTIC CORRECTIONAL
CENTER

3401 FARAON ST.
ST JOSEPH, MO 64506

PROJECT # C2325-01
SITE # 7012
ASSET # 9327012063

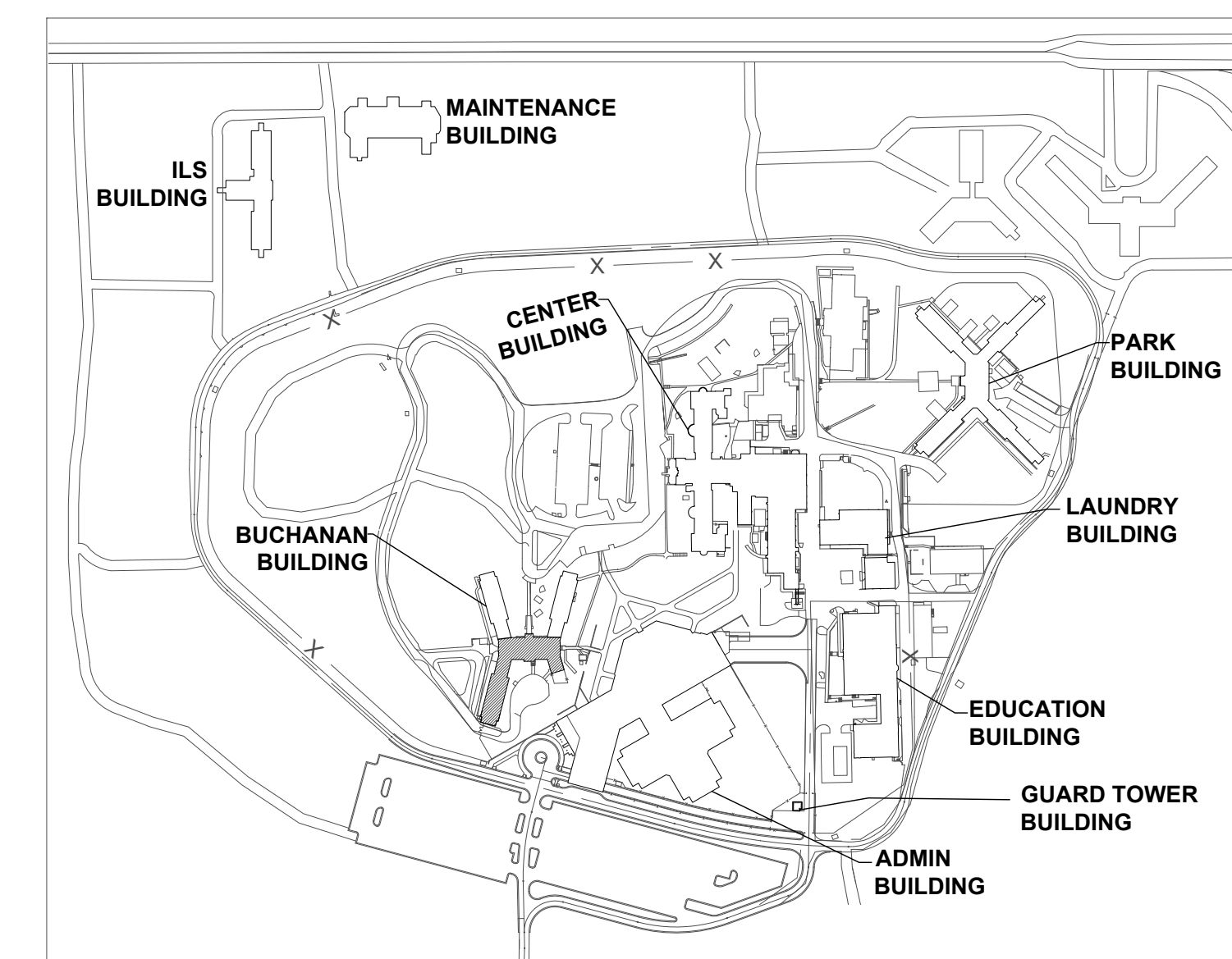
REVISION: _____
DATE: _____
REVISION: _____
DATE: _____
REVISION: _____
DATE: _____
ISSUE DATE: 08/02/2024

CAD DWG FILE: FSC
DRAWN BY: DB
CHECKED BY: JMA
DESIGNED BY: FSC

SHEET TITLE:
**BUCHANAN
BUILDING-FIRST
FLOOR FIRE
ALARM PLAN PART-2**

SHEET NUMBER:
FA200-2

17 OF 93 SHEETS
.08/02/2024



KEY PLAN

1 BUCHANAN BUILDING - FIRST FLOOR FIRE ALARM PLAN PART-2
SCALE: 3/32" = 1'-0"





PROFESSIONAL SEAL



8675 W 96TH STREET
OVERLAND PARK, KS. 66212
PHONE: 816.33.4373
FAX: 913.722.3484

SCALE: 3/32"=1'-0" (IN FEET)
0 5' 10' 20'

OFFICE OF
ADMINISTRATION
DIVISION OF FACILITIES
MANAGEMENT,
DESIGN AND
CONSTRUCTION

Replace Fire Alarm Systems,
Multiple Assets.

WESTERN RECEPTION AND
DIAGNOSTIC CORRECTIONAL
CENTER

3401 FARAON ST.
ST JOSEPH, MO 64506

PROJECT # C2325-01
SITE # 7012
ASSET # 9327012063

REVISION: _____
DATE: _____
REVISION: _____
DATE: _____
REVISION: _____
DATE: _____
ISSUE DATE: 08/02/2024

CAD DWG FILE: FSC
DRAWN BY: DB
CHECKED BY: JMA
DESIGNED BY: FSC

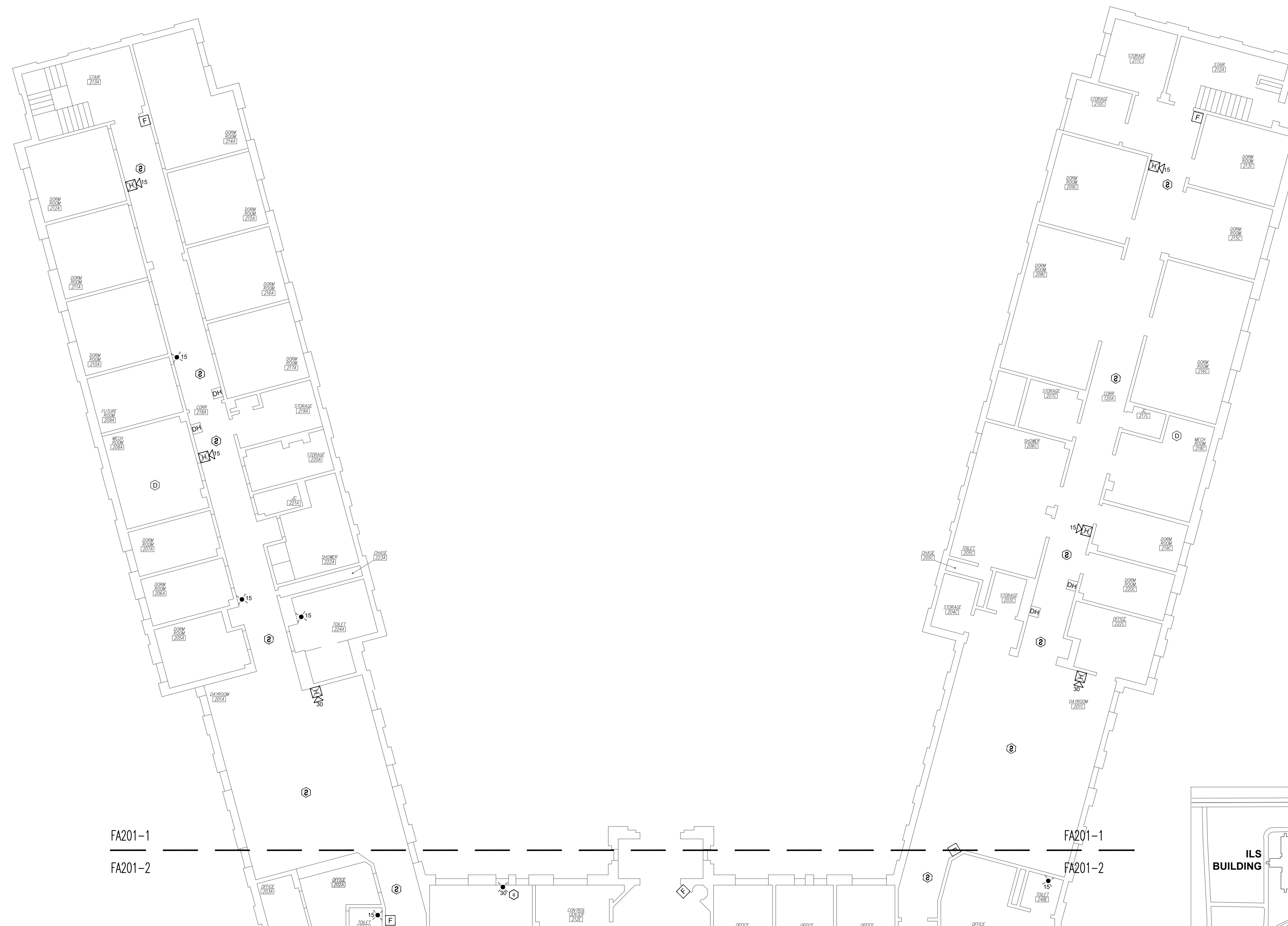
SHEET TITLE:
**BUCHANAN BUILDING
-SECOND FLOOR FIRE
ALARM PLAN PART-1**

SHEET NUMBER:
FA201-1

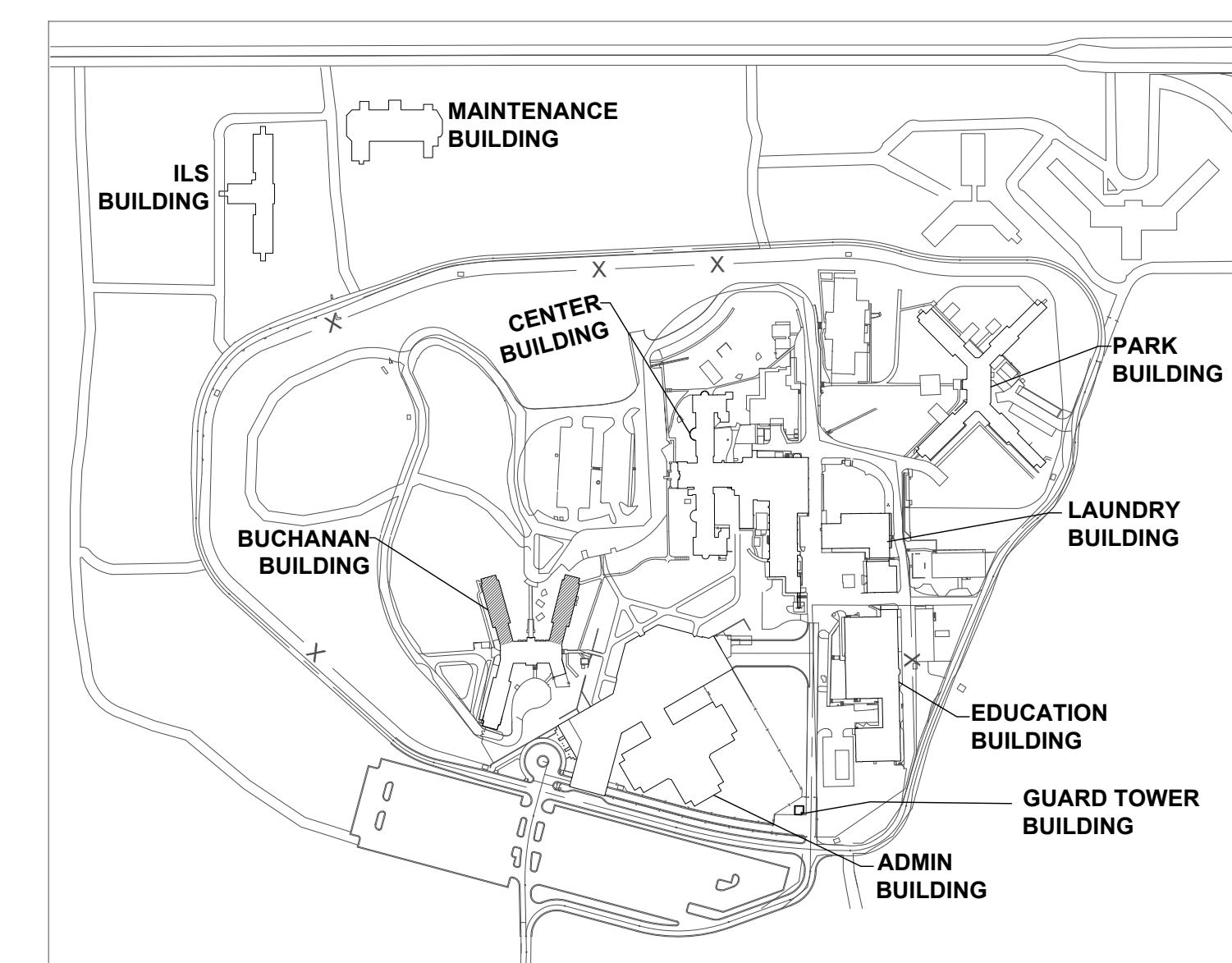
18 OF 93 SHEETS
.08/02/2024

KEY NOTES FOR BUCHANAN BUILDING:

- ① STROBE NOTIFICATION DEVICE REPLACED WITH HORN/STROBE DUE TO ENVIRONMENTAL CONDITIONS.
- ② RELOCATED DEVICE TO MEET COVERAGE REQUIREMENTS OF NFPA 72.
- ③ LOCATION OF FACU. FACU SHALL BE CONNECTED TO FIBER LOOP FOR NETWORK CONNECTIVITY.
- ④ ADDED NOTIFICATION APPLIANCE / INITIATING DEVICES TO MEET THE REQUIREMENTS OF NFPA 72.



1 BUCHANAN BUILDING - SECOND FLOOR FIRE ALARM PLAN PART-1
SCALE: 3/32" = 1'-0"



KEY PLAN



PROFESSIONAL SEAL



8675 W 96TH STREET
OVERLAND PARK, KS. 66212
PHONE: 816.33.4373
FAX: 913.722.3484

SCALE: 3/32"=1'-0" (IN FEET)
0 5 10 20

OFFICE OF
ADMINISTRATION
DIVISION OF FACILITIES
MANAGEMENT,
DESIGN AND
CONSTRUCTION

Replace Fire Alarm Systems,
Multiple Assets.

WESTERN RECEPTION AND
DIAGNOSTIC CORRECTIONAL
CENTER

3401 FARAON ST.
ST JOSEPH, MO 64506

PROJECT # C2325-01
SITE # 7012
ASSET # 9327012063

REVISION: _____
DATE: _____
REVISION: _____
DATE: _____
REVISION: _____
DATE: _____
ISSUE DATE: 08/02/2024

CAD DWG FILE: FSC
DRAWN BY: DB
CHECKED BY: JMA
DESIGNED BY: FSC

SHEET TITLE:
BUCHANAN
BUILDING-SECOND
FLOOR FIRE ALARM
PLAN PART-2

SHEET NUMBER:
FA201-2

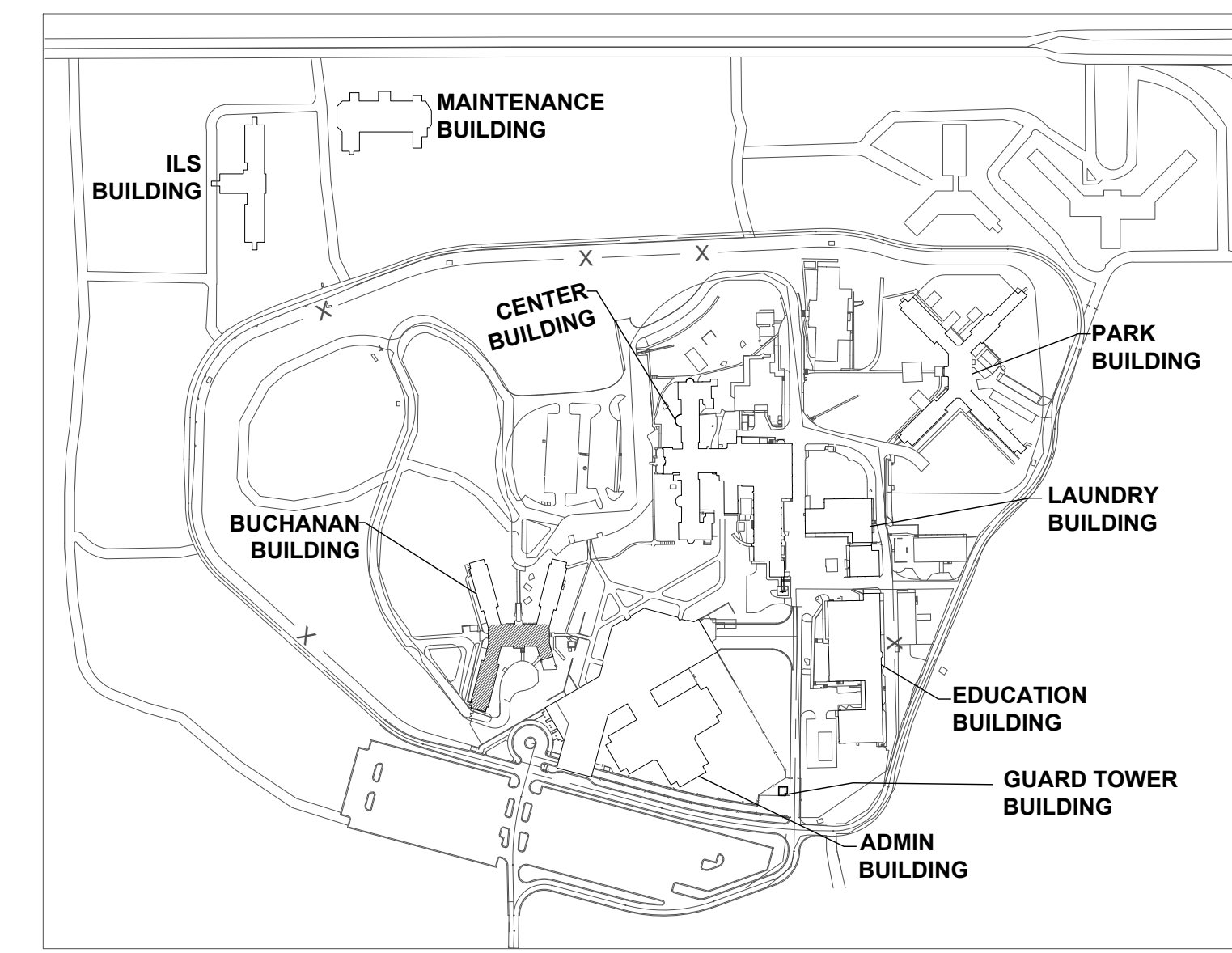
19 OF 93 SHEETS
.08/02/2024

KEY NOTES FOR BUCHANAN BUILDING:

- ① STROBE NOTIFICATION DEVICE REPLACED WITH HORN/STROBE DUE TO ENVIRONMENTAL CONDITIONS.
- ② RELOCATED DEVICE TO MEET COVERAGE REQUIREMENTS OF NFPA 72.
- ③ LOCATION OF FACU. FACU SHALL BE CONNECTED TO FIBER LOOP FOR NETWORK CONNECTIVITY.
- ④ ADDED NOTIFICATION APPLIANCE / INITIATING DEVICES TO MEET THE REQUIREMENTS OF NFPA 72.



1 BUCHANAN BUILDING - SECOND FLOOR FIRE ALARM PLAN PART-2
SCALE: 3/32" = 1'-0"



KEY PLAN



PROFESSIONAL SEAL



8675 W 96TH STREET
OVERLAND PARK, KS. 66212
PHONE: 816.33.4373
FAX: 913.722.3484

SCALE: 3/32"=1'-0" (IN FEET)
0 5' 10' 20'

OFFICE OF
ADMINISTRATION
DIVISION OF FACILITIES
MANAGEMENT,
DESIGN AND
CONSTRUCTION

Replace Fire Alarm Systems,
Multiple Assets.

WESTERN RECEPTION AND
DIAGNOSTIC CORRECTIONAL
CENTER

3401 FARAON ST.
ST JOSEPH, MO 64506

PROJECT # C2325-01
SITE # 7012
ASSET # 9327012063

REVISION: _____
DATE: _____
REVISION: _____
DATE: _____
REVISION: _____
DATE: _____
ISSUE DATE: 08/02/2024

CAD DWG FILE: FSC
DRAWN BY: DB
CHECKED BY: JMA
DESIGNED BY: FSC

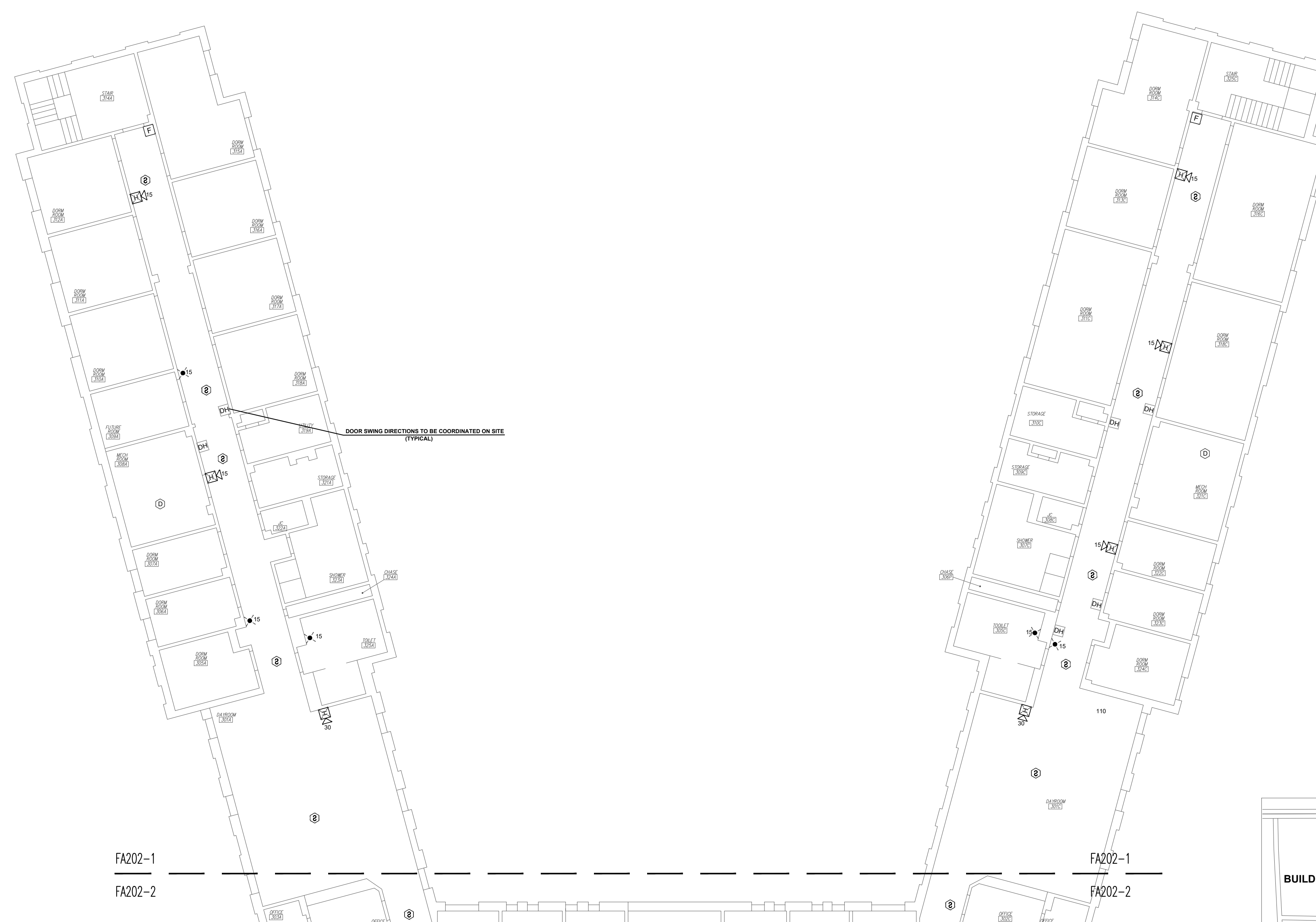
SHEET TITLE:
**BUCHANAN
BUILDING-THIRD FLOOR
FIRE ALARM PLAN
PART-1**

SHEET NUMBER:
FA202-1

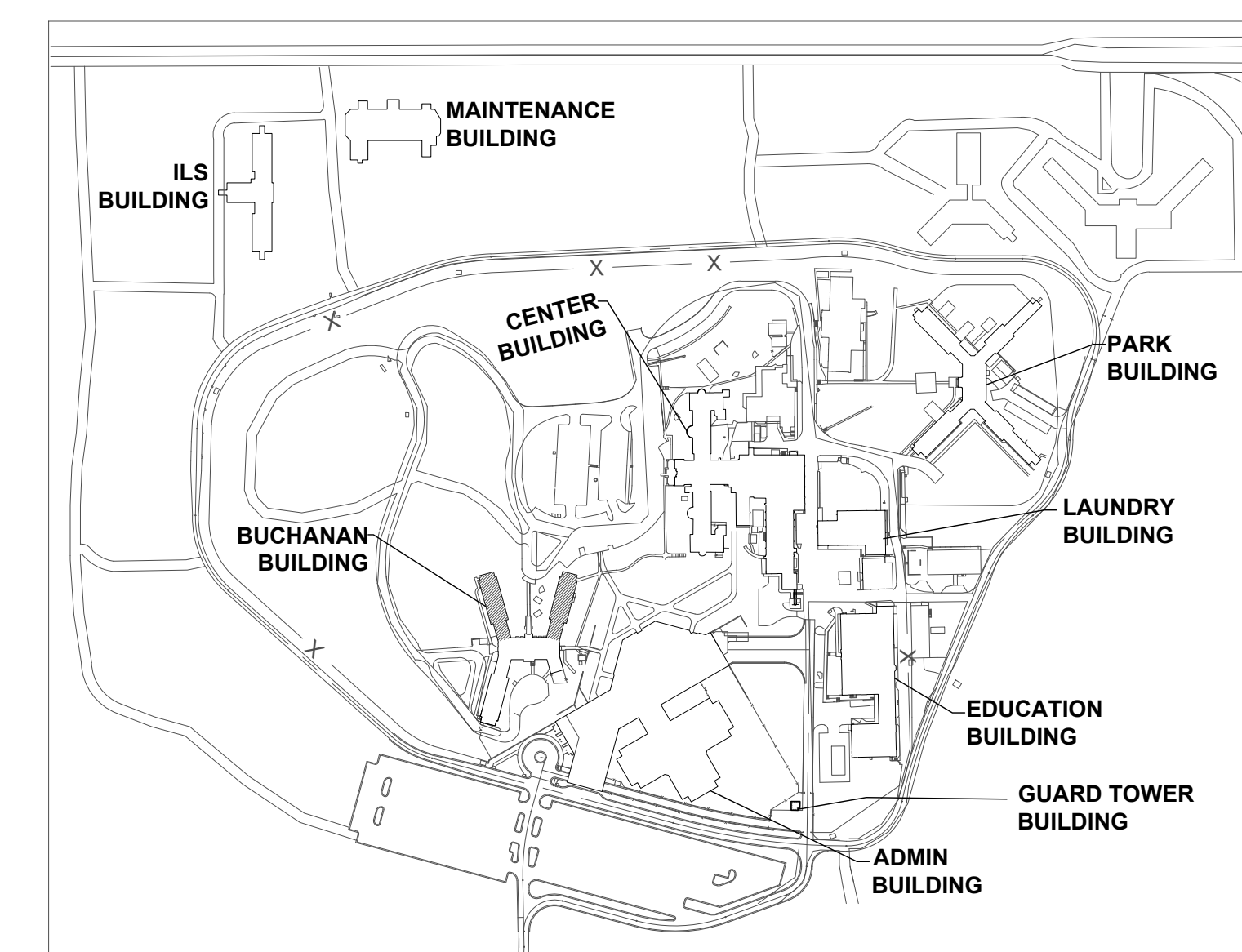
20 OF 93 SHEETS
.08/02/2024

KEY NOTES FOR BUCHANAN BUILDING:

- ① STROBE NOTIFICATION DEVICE REPLACED WITH HORN/STROBE DUE TO ENVIRONMENTAL CONDITIONS.
- ② RELOCATED DEVICE TO MEET COVERAGE REQUIREMENTS OF NFPA 72.
- ③ LOCATION OF FACU. FACU SHALL BE CONNECTED TO FIBER LOOP FOR NETWORK CONNECTIVITY.
- ④ ADDED NOTIFICATION APPLIANCE / INITIATING DEVICES TO MEET THE REQUIREMENTS OF NFPA 72.



1 BUCHANAN BUILDING - THIRD FLOOR FIRE ALARM PLAN PART-1
SCALE: 3/32" = 1'-0"



KEY PLAN



PROFESSIONAL SEAL



8675 W 96TH STREET
OVERLAND PARK, KS. 66212
PHONE: 816.33.4373
FAX: 913.722.3484

SCALE: 3/32"=1'-0" (IN FEET)
0 5 10 20

OFFICE OF
ADMINISTRATION
DIVISION OF FACILITIES
MANAGEMENT,
DESIGN AND
CONSTRUCTION

Replace Fire Alarm Systems,
Multiple Assets.

WESTERN RECEPTION AND
DIAGNOSTIC CORRECTIONAL
CENTER

3401 FARAON ST.
ST JOSEPH, MO 64506

PROJECT # C2325-01
SITE # 7012
ASSET # 9327012063

REVISION: _____
DATE: _____
REVISION: _____
DATE: _____
REVISION: _____
DATE: _____
ISSUE DATE: 08/02/2024

CAD DWG FILE: FSC
DRAWN BY: DB
CHECKED BY: JMA
DESIGNED BY: FSC

SHEET TITLE:
**BUCHANAN
BUILDING-THIRD FLOOR
FIRE ALARM PLAN
PART-2**

SHEET NUMBER:
FA202-2

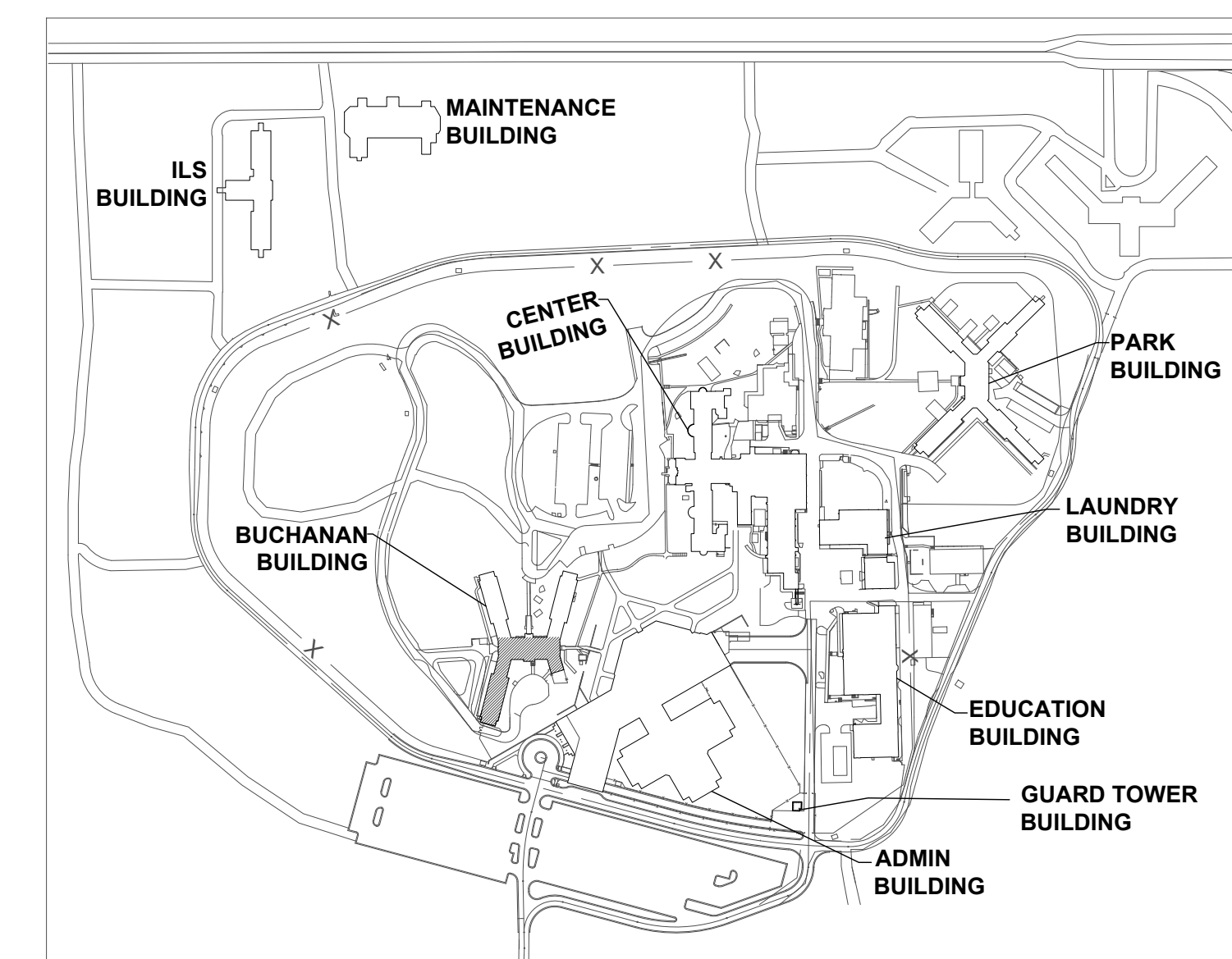
21 OF 93 SHEETS
.08/02/2024

KEY NOTES FOR BUCHANAN BUILDING:


- ① STROBE NOTIFICATION DEVICE REPLACED WITH HORN/STROBE DUE TO ENVIRONMENTAL CONDITIONS.
- ② RELOCATED DEVICE TO MEET COVERAGE REQUIREMENTS OF NFPA 72.
- ③ LOCATION OF FACU. FACU SHALL BE CONNECTED TO FIBER LOOP FOR NETWORK CONNECTIVITY.
- ④ ADDED NOTIFICATION APPLIANCE / INITIATING DEVICES TO MEET THE REQUIREMENTS OF NFPA 72.



1 BUCHANAN BUILDING - THIRD FLOOR FIRE ALARM PLAN PART-2
SCALE: 3/32" = 1'-0"



KEY PLAN



PROFESSIONAL SEAL



8675 W 96TH STREET
OVERLAND PARK, KS. 66212
PHONE: 816.33.4373
FAX: 913.722.3484

SCALE: 3/32"=1'-0" (IN FEET)
0 5' 10' 20'

OFFICE OF
ADMINISTRATION
DIVISION OF FACILITIES
MANAGEMENT,
DESIGN AND
CONSTRUCTION

Replace Fire Alarm Systems,
Multiple Assets.

WESTERN RECEPTION AND
DIAGNOSTIC CORRECTIONAL
CENTER

3401 FARAON ST.
ST JOSEPH, MO 64506

PROJECT # C2325-01
SITE # 7012
ASSET # 9327012063

REVISION: _____
DATE: _____
REVISION: _____
DATE: _____
REVISION: _____
DATE: _____
ISSUE DATE: 08/02/2024

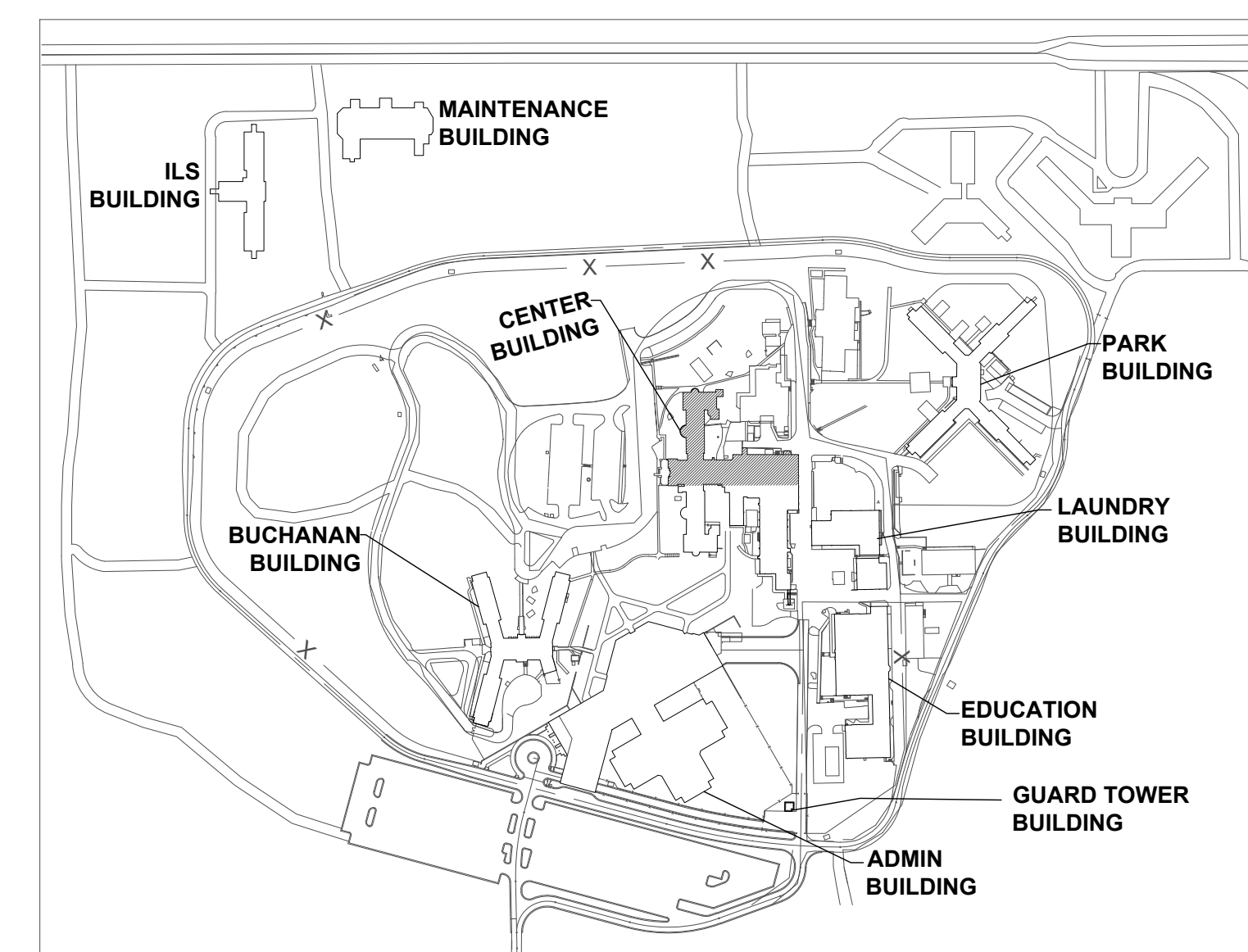
CAD DWG FILE: FSC
DRAWN BY: DB
CHECKED BY: JMA
DESIGNED BY: FSC

SHEET TITLE:
CENTER BUILDING
-BASEMENT FLOOR
FIRE ALARM PLAN
PART-1

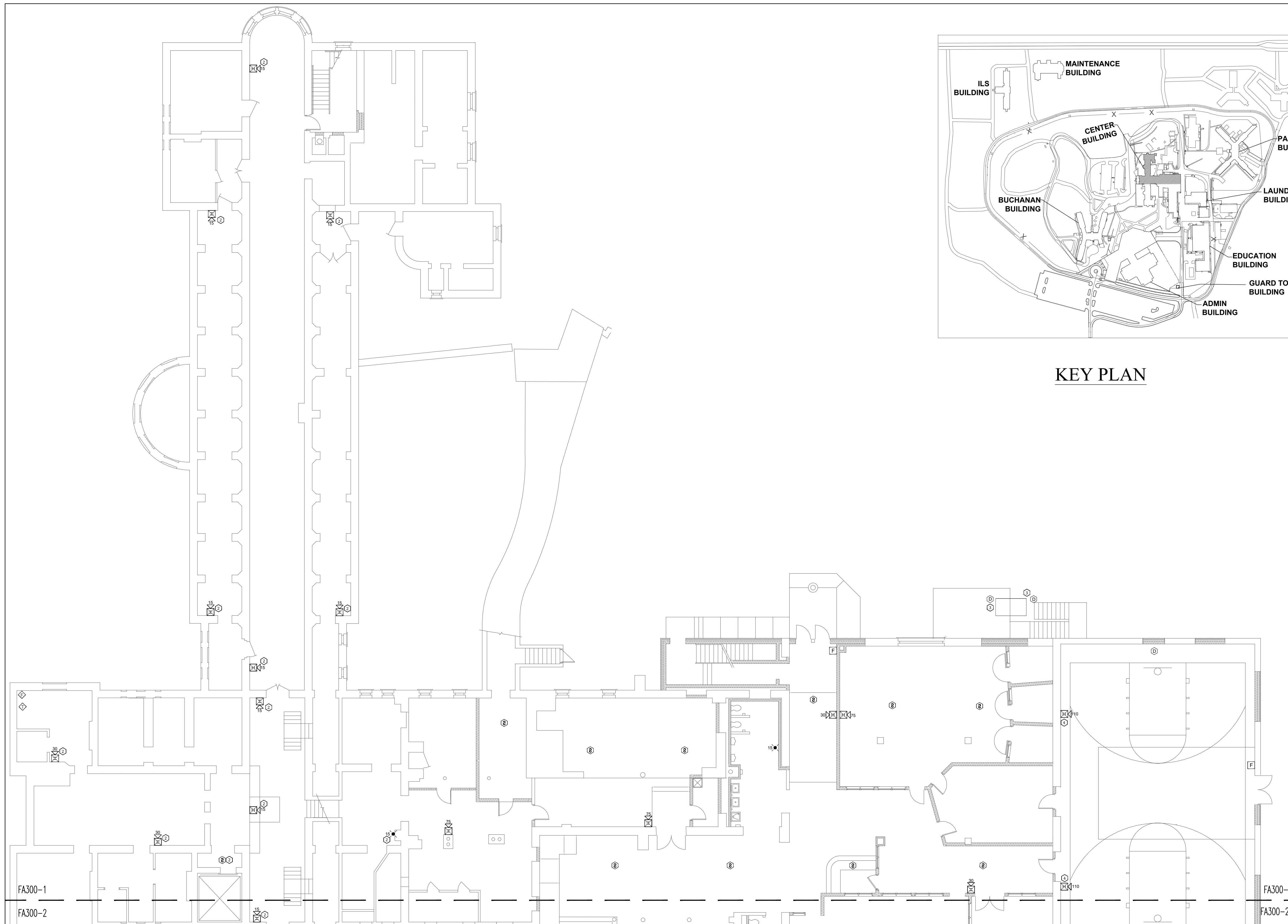
SHEET NUMBER:
FA300-1

KEY NOTES FOR CENTER BUILDING:

- ① LOCATION OF FACU. FACU SHALL BE CONNECTED TO FIBER LOOP FOR NETWORK CONNECTIVITY.
- ② ADDED NOTIFICATION APPLIANCE / INITIATING DEVICES TO MEET THE REQUIREMENTS OF NFPA 72.
- ③ DUCT DETECTORS FOR EXTERIOR HVAC UNITS SHALL BE MOUNTED ON THE DUCT WORK INSIDE THE BUILDING.
- ④ U.L LISTED GUARDS TO BE PROVIDED FOR THE NOTIFICATION DEVICES IN SPORTS / GYM AREA.

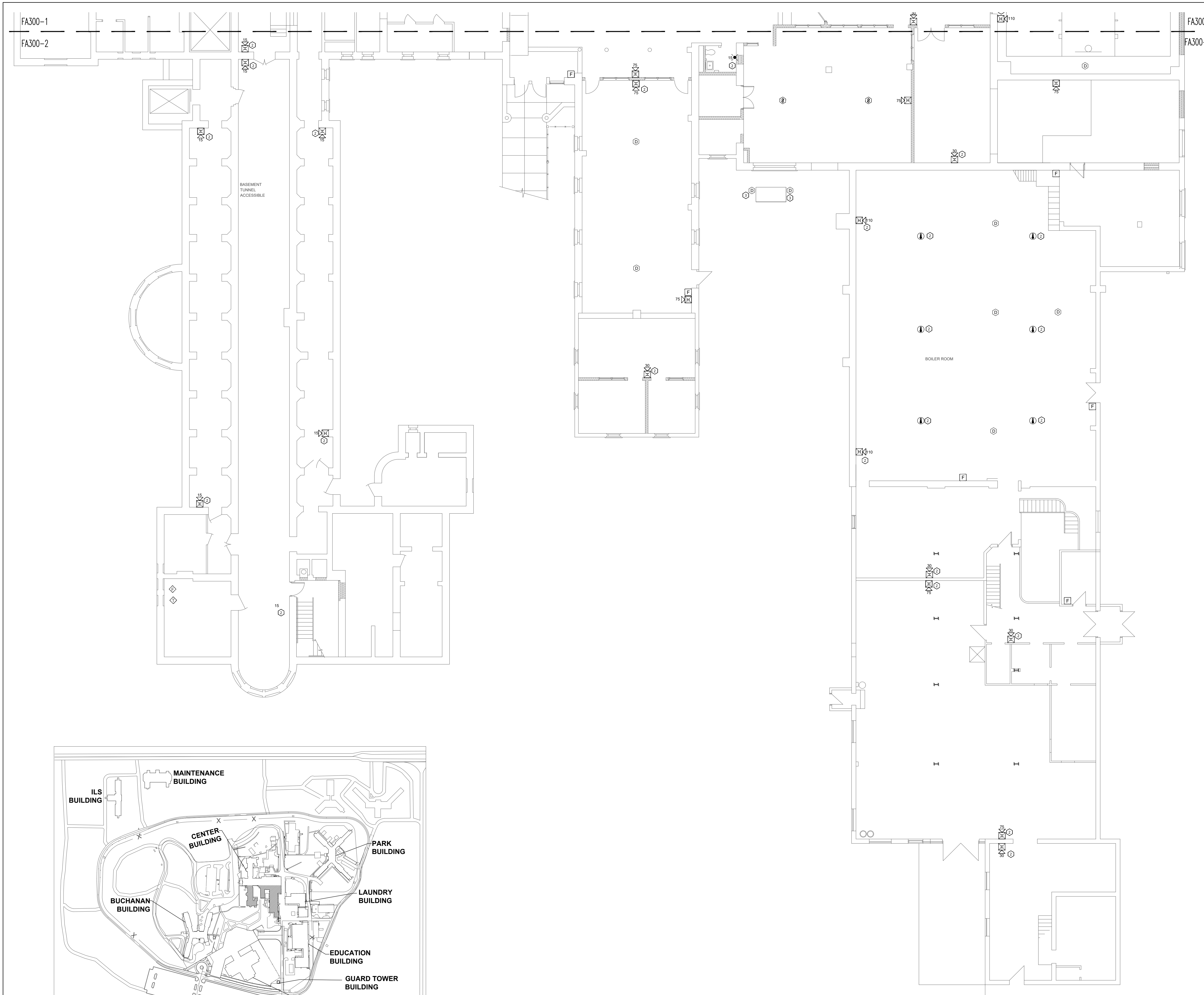


KEY PLAN



1 CENTER BUILDING - BASEMENT FLOOR FIRE ALARM PLAN PART-1
SCALE: 3/32" = 1'-0"






KEY NOTES FOR CENTER BUILDING:

- ① LOCATION OF FACU. FACU SHALL BE CONNECTED TO FIBER LOOP FOR NETWORK CONNECTIVITY.
- ② ADDED NOTIFICATION APPLIANCE / INITIATING DEVICES TO MEET THE REQUIREMENTS OF NFPA 72.
- ③ DUCT DETECTORS FOR EXTERIOR HVAC UNITS SHALL BE MOUNTED ON THE DUCT WORK INSIDE THE BUILDING.
- ④ U.L LISTED GUARDS TO BE PROVIDED FOR THE NOTIFICATION DEVICES IN SPORTS / GYM AREA.

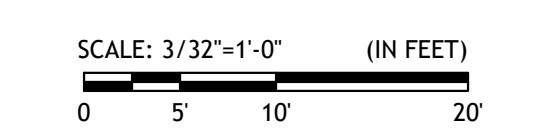
STATE OF MISSOURI
MICHAEL L. PARSON,
GOVERNOR



PROFESSIONAL SEAL



8675 W 96TH STREET
OVERLAND PARK, KS. 66212
PHONE: 816.33.4373
FAX: 913.722.3484



OFFICE OF
ADMINISTRATION
DIVISION OF FACILITIES
MANAGEMENT,
DESIGN AND
CONSTRUCTION

Replace Fire Alarm Systems,
Multiple Assets.

WESTERN RECEPTION AND
DIAGNOSTIC CORRECTIONAL
CENTER

3401 FARAON ST.
ST JOSEPH, MO 64506

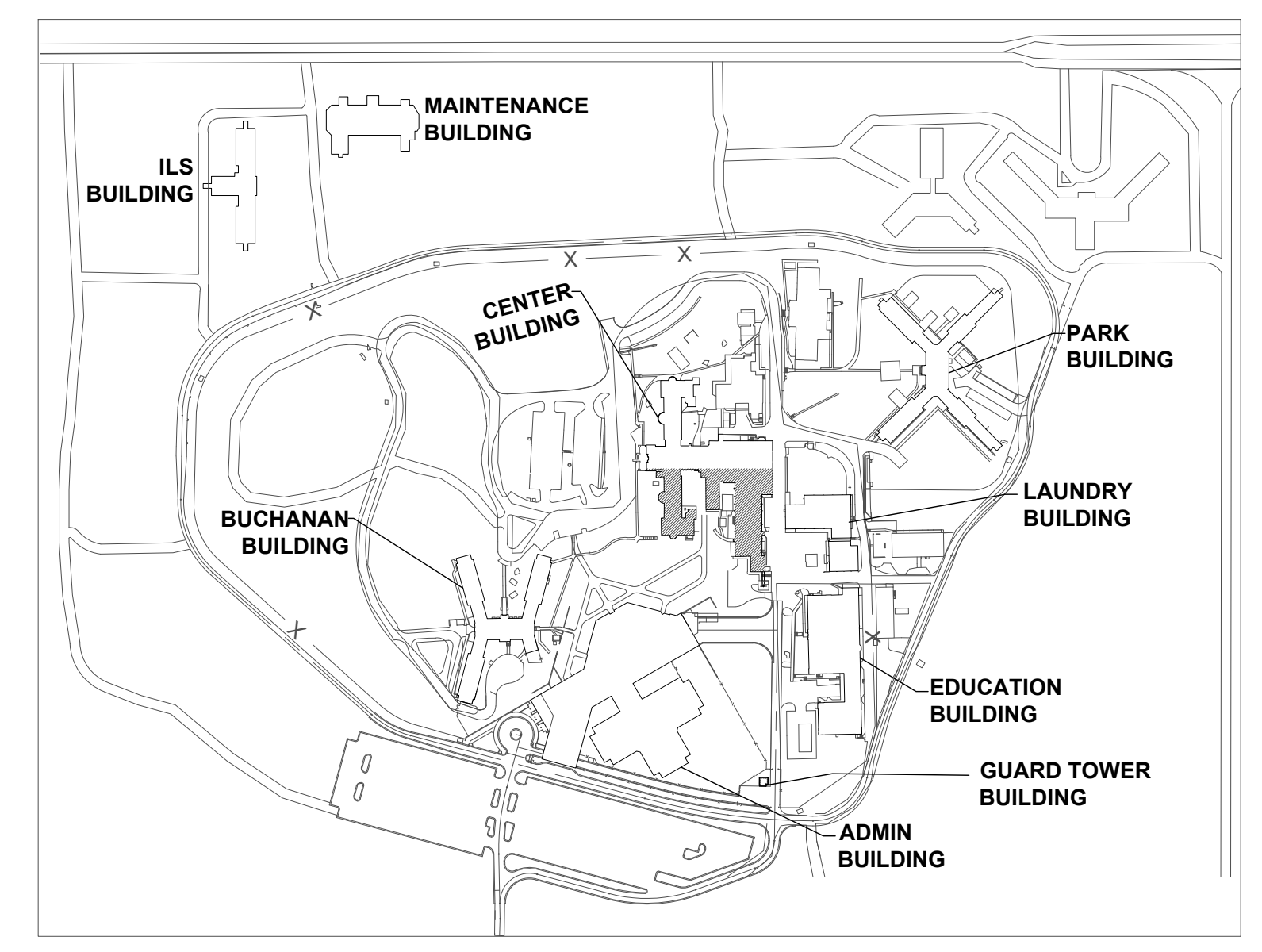
PROJECT # C2325-01
SITE # 7012
ASSET # 9327012063

REVISION: _____
DATE: _____
REVISION: _____
DATE: _____
REVISION: _____
DATE: _____
ISSUE DATE: 08/02/2024

CAD DWG FILE: FSC
DRAWN BY: DB
CHECKED BY: JMA
DESIGNED BY: FSC


SHEET TITLE:
**CENTER
BUILDING-BASEMENT
FLOOR FIRE ALARM
PLAN PART-2**

SHEET NUMBER:
FA300-2



KEY PLAN

1 CENTER BUILDING - BASEMENT FLOOR FIRE ALARM PLAN PART-2
SCALE: 3/32" = 1'-0"





PROFESSIONAL SEAL



8675 W 96TH STREET
OVERLAND PARK, KS. 66212
PHONE: 816.33.4373
FAX: 913.722.3484

SCALE: 3/32"=1'-0"
0 5 10 20 (IN FEET)

OFFICE OF
ADMINISTRATION
DIVISION OF FACILITIES
MANAGEMENT,
DESIGN AND
CONSTRUCTION

Replace Fire Alarm Systems,
Multiple Assets.

WESTERN RECEPTION AND
DIAGNOSTIC CORRECTIONAL
CENTER

3401 FARAON ST.
ST JOSEPH, MO 64506

PROJECT # C2325-01
SITE # 7012
ASSET # 9327012063

REVISION: _____
DATE: _____
REVISION: _____
DATE: _____
REVISION: _____
DATE: _____
ISSUE DATE: 08/02/2024

CAD DWG FILE: FSC
DRAWN BY: DB
CHECKED BY: JMA
DESIGNED BY: FSC

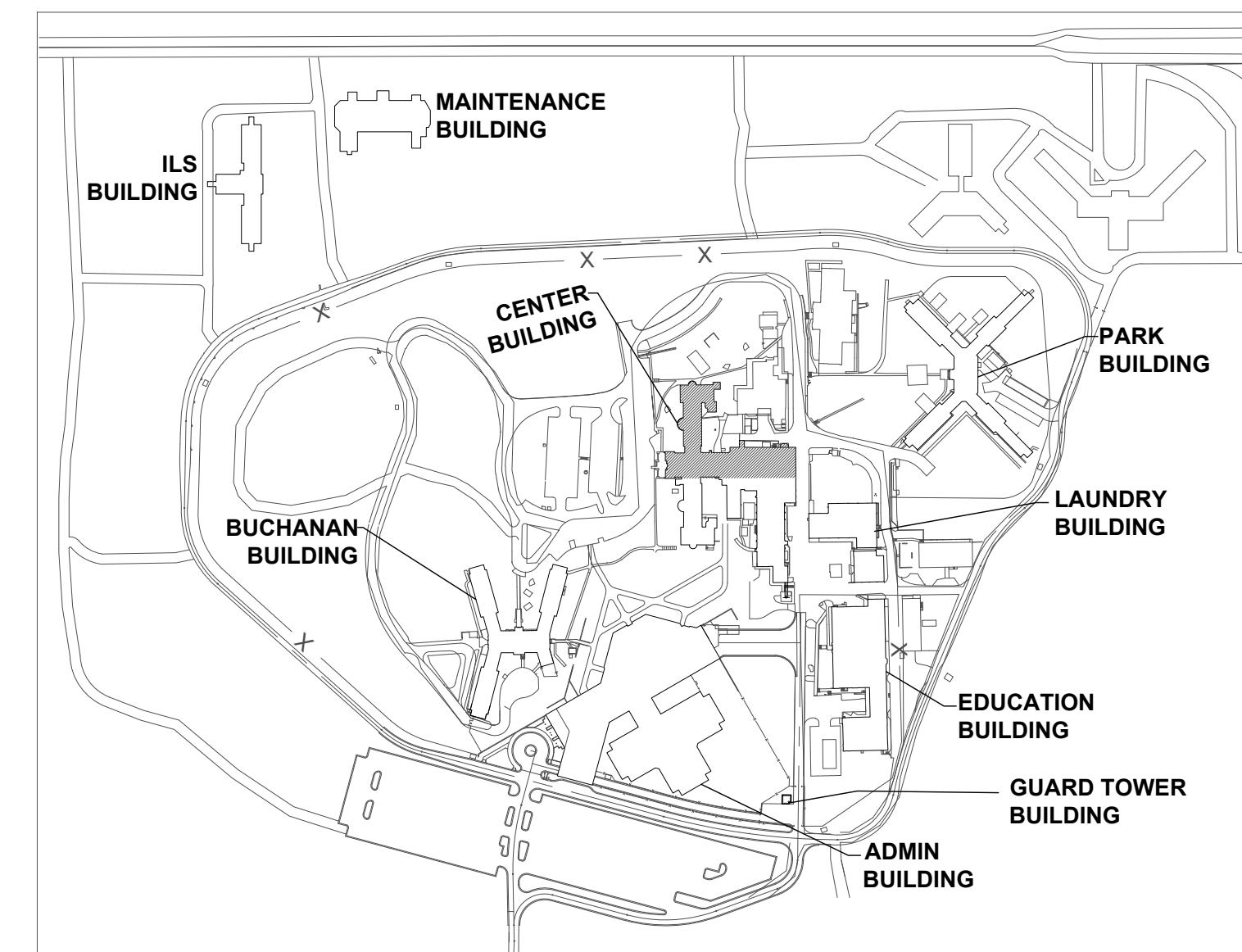
SHEET TITLE:
**CENTER BUILDING-
FIRST FLOOR FIRE
ALARM PLAN PART-1**

SHEET NUMBER:
FA301-1

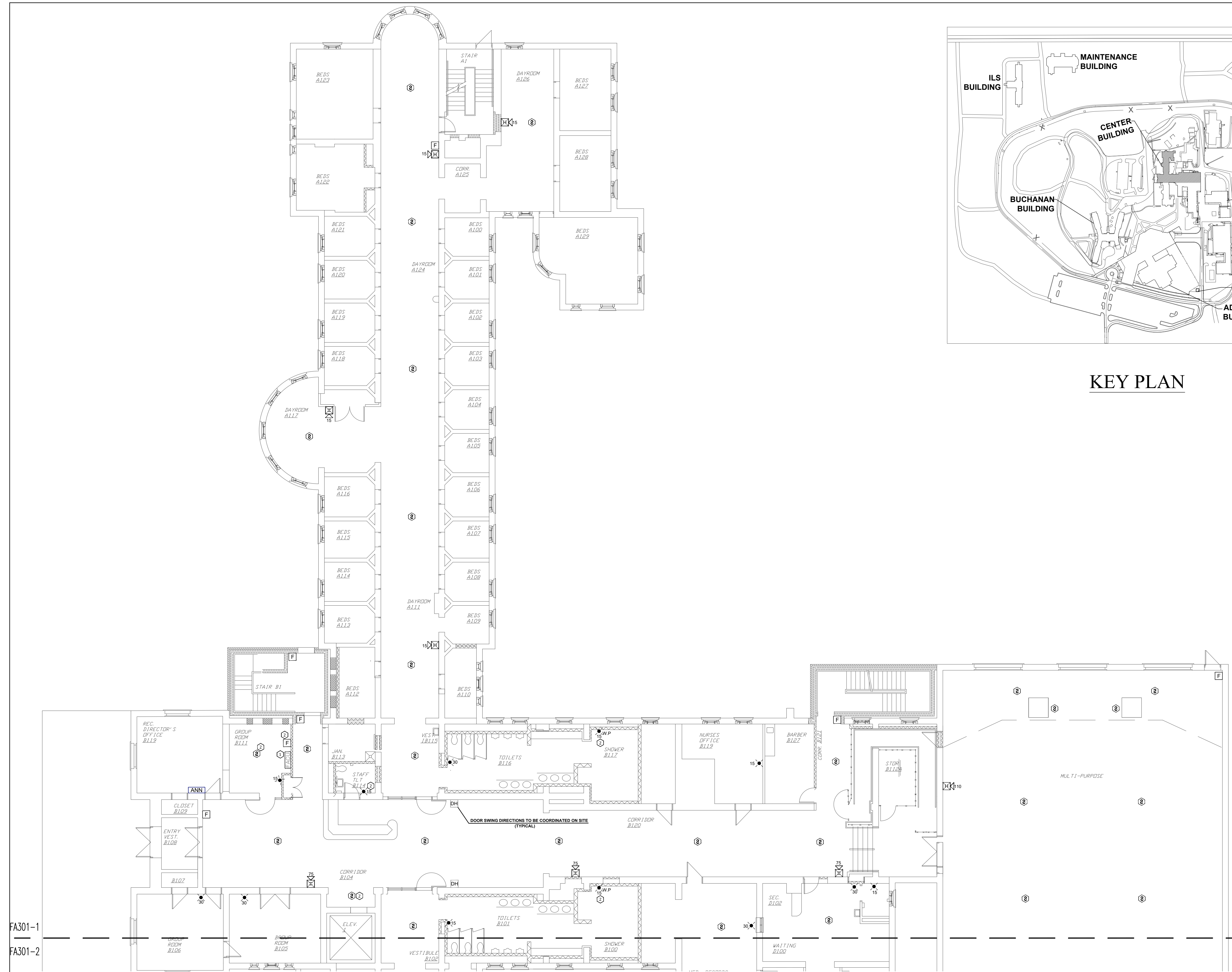
24 OF 93 SHEETS
.08/02/2024

KEY NOTES FOR CENTER BUILDING:

- ① LOCATION OF FACU. FACU SHALL BE CONNECTED TO FIBER LOOP FOR NETWORK CONNECTIVITY.
- ② ADDED NOTIFICATION APPLIANCE / INITIATING DEVICES TO MEET THE REQUIREMENTS OF NFPA 72.
- ③ DUCT DETECTORS FOR EXTERIOR HVAC UNITS SHALL BE MOUNTED ON THE DUCT WORK INSIDE THE BUILDING.
- ④ U.L LISTED GUARDS TO BE PROVIDED FOR THE NOTIFICATION DEVICES IN SPORTS / GYM AREA.



KEY PLAN



1 CENTER BUILDING -FIRST FLOOR FIRE ALARM PLAN PART-1
SCALE: 3/32" = 1'-0"



FA301-1
FA301-2



PROFESSIONAL SEAL



8675 W 96TH STREET
OVERLAND PARK, KS. 66212
PHONE: 816.33.4373
FAX: 913.722.3484

SCALE: 3/32"=1'-0"
0 5' 10' 20' (IN FEET)

OFFICE OF
ADMINISTRATION
DIVISION OF FACILITIES
MANAGEMENT,
DESIGN AND
CONSTRUCTION

Replace Fire Alarm Systems,
Multiple Assets.

WESTERN RECEPTION AND
DIAGNOSTIC CORRECTIONAL
CENTER

3401 FARAON ST.
ST JOSEPH, MO 64506

PROJECT # C2325-01
SITE # 7012
ASSET # 9327012063

REVISION: _____
DATE: _____
REVISION: _____
DATE: _____
REVISION: _____
DATE: _____
ISSUE DATE: 08/02/2024

CAD DWG FILE: FSC
DRAWN BY: DB
CHECKED BY: JMA
DESIGNED BY: FSC

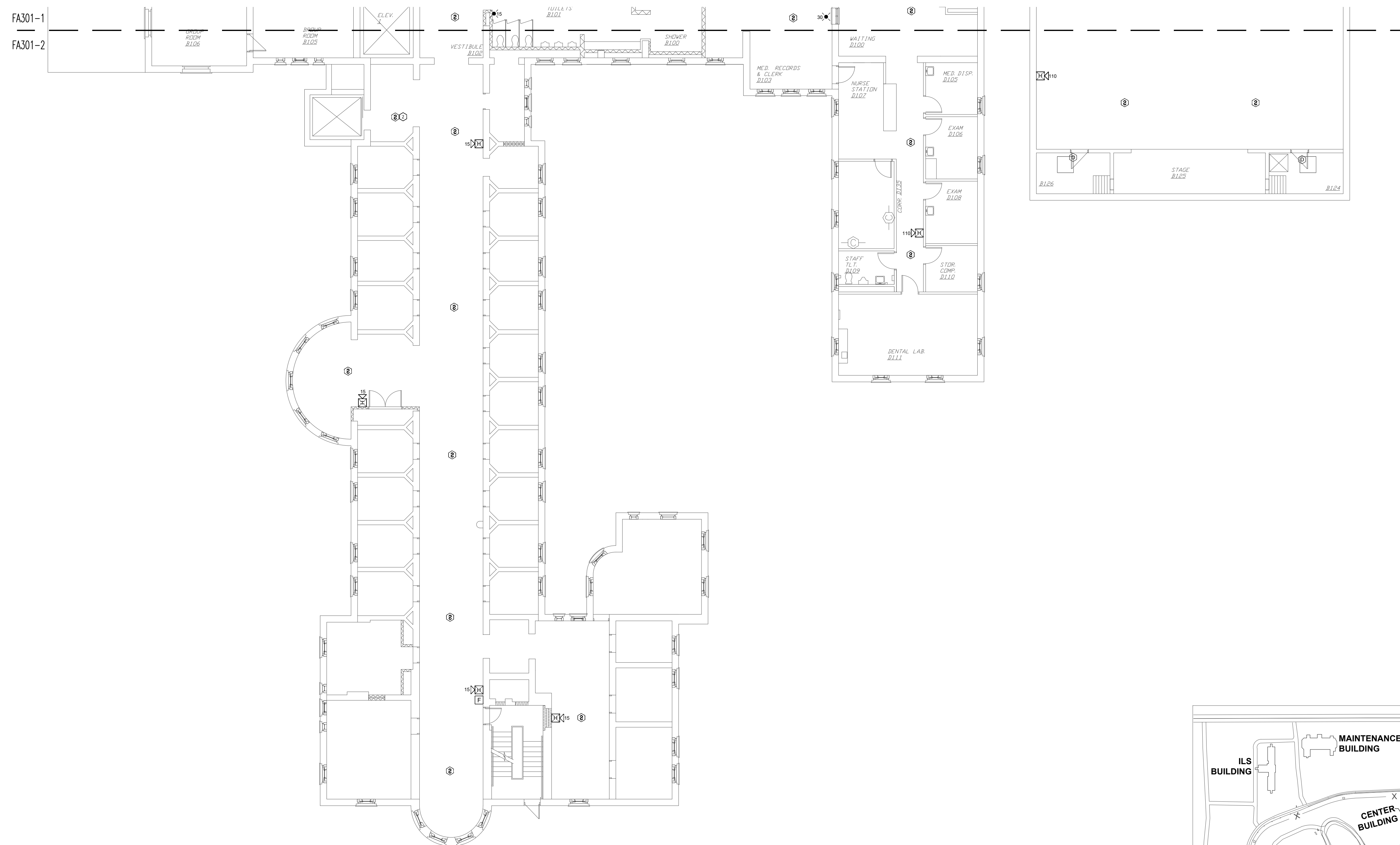
SHEET TITLE:
**CENTER BUILDING-FIRST
FLOOR FIRE ALARM
PLAN PART-2**

SHEET NUMBER:
FA301-2

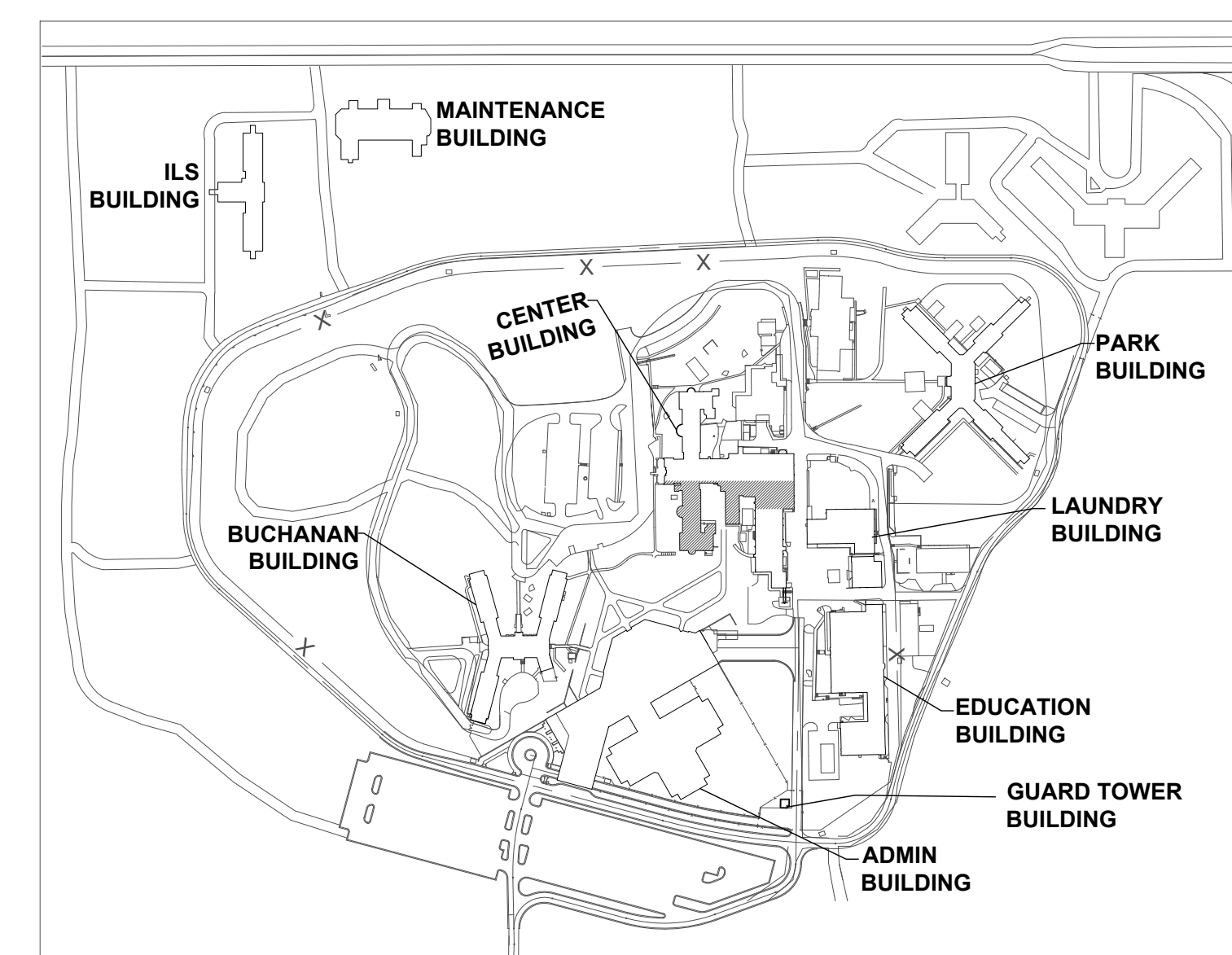
25 OF 93 SHEETS
.08/02/2024

KEY NOTES FOR CENTER BUILDING:


- ① LOCATION OF FACU. FACU SHALL BE CONNECTED TO FIBER LOOP FOR NETWORK CONNECTIVITY.
- ② ADDED NOTIFICATION APPLIANCE / INITIATING DEVICES TO MEET THE REQUIREMENTS OF NFPA 72.
- ③ DUCT DETECTORS FOR EXTERIOR HVAC UNITS SHALL BE MOUNTED ON THE DUCT WORK INSIDE THE BUILDING.
- ④ U.L LISTED GUARDS TO BE PROVIDED FOR THE NOTIFICATION DEVICES IN SPORTS / GYM AREA.



1 CENTER BUILDING -FIRST FLOOR FIRE ALARM PLAN PART-2
SCALE: 3/32" = 1'-0"



KEY PLAN



PROFESSIONAL SEAL



8675 W 96TH STREET
OVERLAND PARK, KS. 66212
PHONE: 816.33.4373
FAX: 913.722.3484

SCALE: 3/32"=1'-0" (IN FEET)
0 5 10 20

OFFICE OF
ADMINISTRATION
DIVISION OF FACILITIES
MANAGEMENT,
DESIGN AND
CONSTRUCTION

Replace Fire Alarm Systems,
Multiple Assets.

WESTERN RECEPTION AND
DIAGNOSTIC CORRECTIONAL
CENTER

3401 FARAON ST.
ST JOSEPH, MO 64506

PROJECT # C2325-01
SITE # 7012
ASSET # 9327012063

REVISION: _____
DATE: _____
REVISION: _____
DATE: _____
REVISION: _____
DATE: _____
ISSUE DATE: 08/02/2024

CAD DWG FILE: FSC
DRAWN BY: DB
CHECKED BY: JMA
DESIGNED BY: FSC

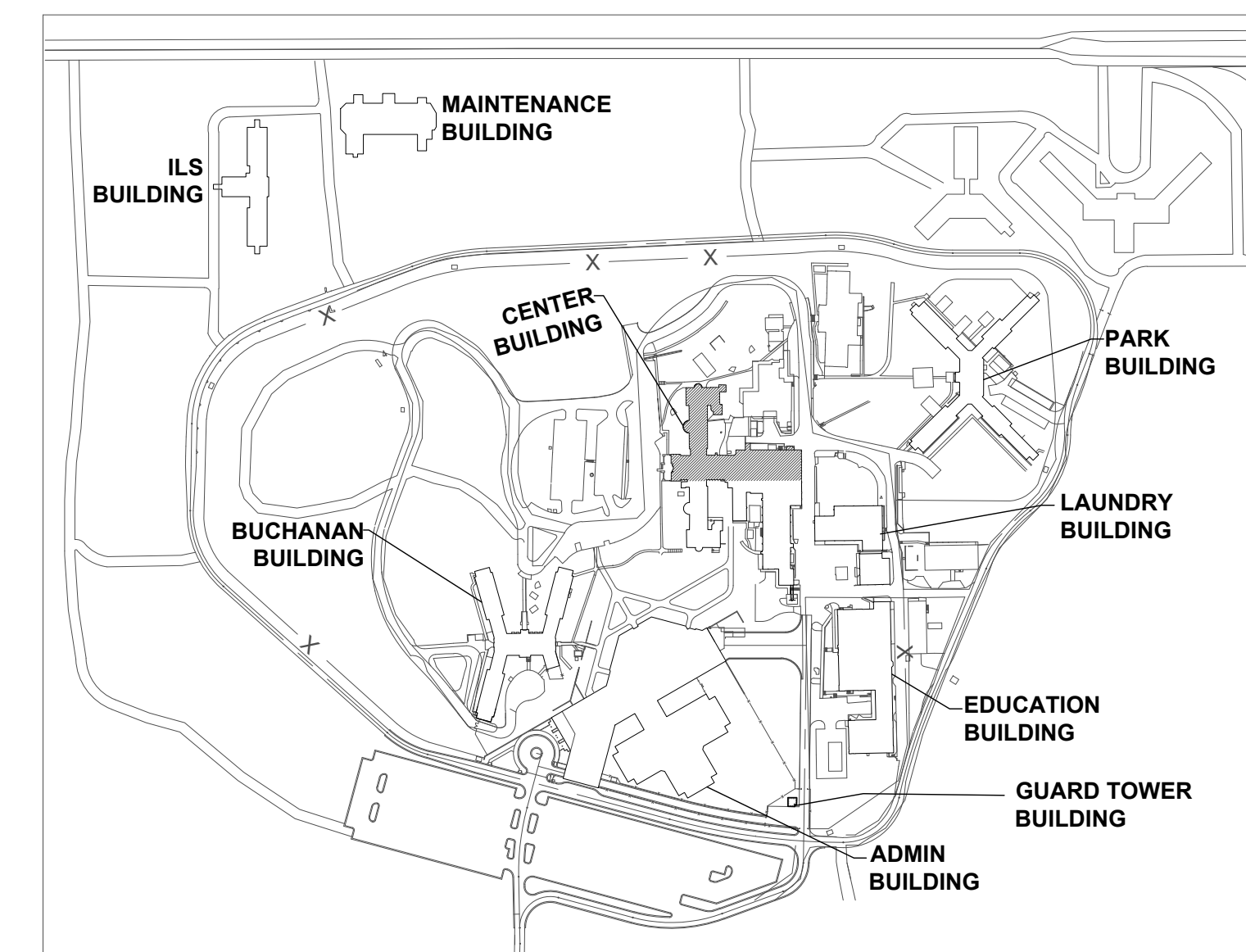
SHEET TITLE:
**CENTER BUILDING
FIRE ALARM PLAN
PART-1**

SHEET NUMBER:
FA302-1

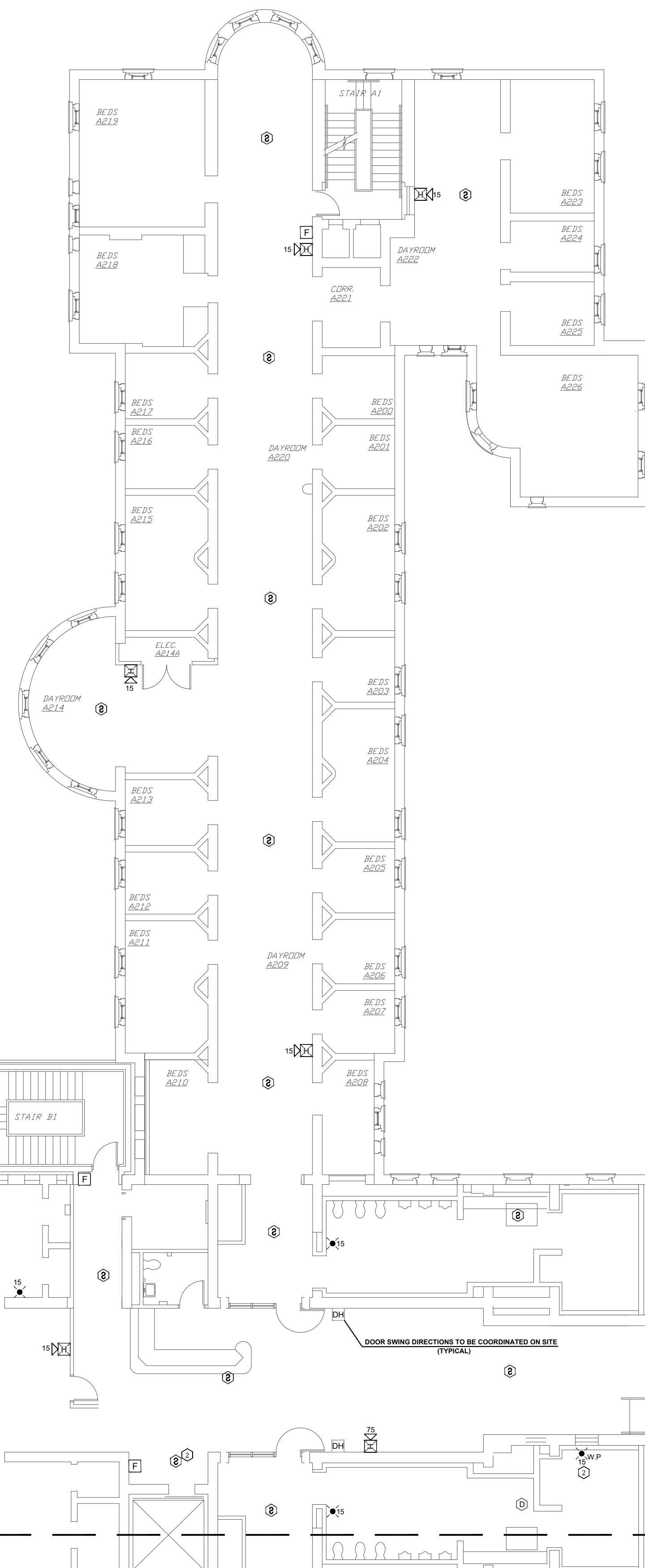
26 OF 93 SHEETS
.08/02/2024

KEY NOTES FOR CENTER BUILDING:

- ① LOCATION OF FACU. FACU SHALL BE CONNECTED TO FIBER LOOP FOR NETWORK CONNECTIVITY.
- ② ADDED NOTIFICATION APPLIANCE / INITIATING DEVICES TO MEET THE REQUIREMENTS OF NFPA 72.
- ③ DUCT DETECTORS FOR EXTERIOR HVAC UNITS SHALL BE MOUNTED ON THE DUCT WORK INSIDE THE BUILDING.
- ④ U.L LISTED GUARDS TO BE PROVIDED FOR THE NOTIFICATION DEVICES IN SPORTS / GYM AREA.



KEY PLAN



FA302-1

FA302-2

FA302-1

FA302-2

1 CENTER BUILDING - SECOND FLOOR FIRE ALARM PLAN PART-1
SCALE: 3/32" = 1'-0"





PROFESSIONAL SEAL



8675 W 96TH STREET
OVERLAND PARK, KS. 66212
PHONE: 816.33.4373
FAX: 913.722.3484

SCALE: 3/32"=1'-0" (IN FEET)
0 5 10 20

OFFICE OF
ADMINISTRATION
DIVISION OF FACILITIES
MANAGEMENT,
DESIGN AND
CONSTRUCTION

Replace Fire Alarm Systems,
Multiple Assets.

WESTERN RECEPTION AND
DIAGNOSTIC CORRECTIONAL
CENTER

3401 FARAON ST.
ST JOSEPH, MO 64506

PROJECT # C2325-01
SITE # 7012
ASSET # 9327012063

REVISION: _____
DATE: _____
REVISION: _____
DATE: _____
REVISION: _____
DATE: _____
ISSUE DATE: 08/02/2024

CAD DWG FILE: FSC
DRAWN BY: DB
CHECKED BY: JMA
DESIGNED BY: FSC

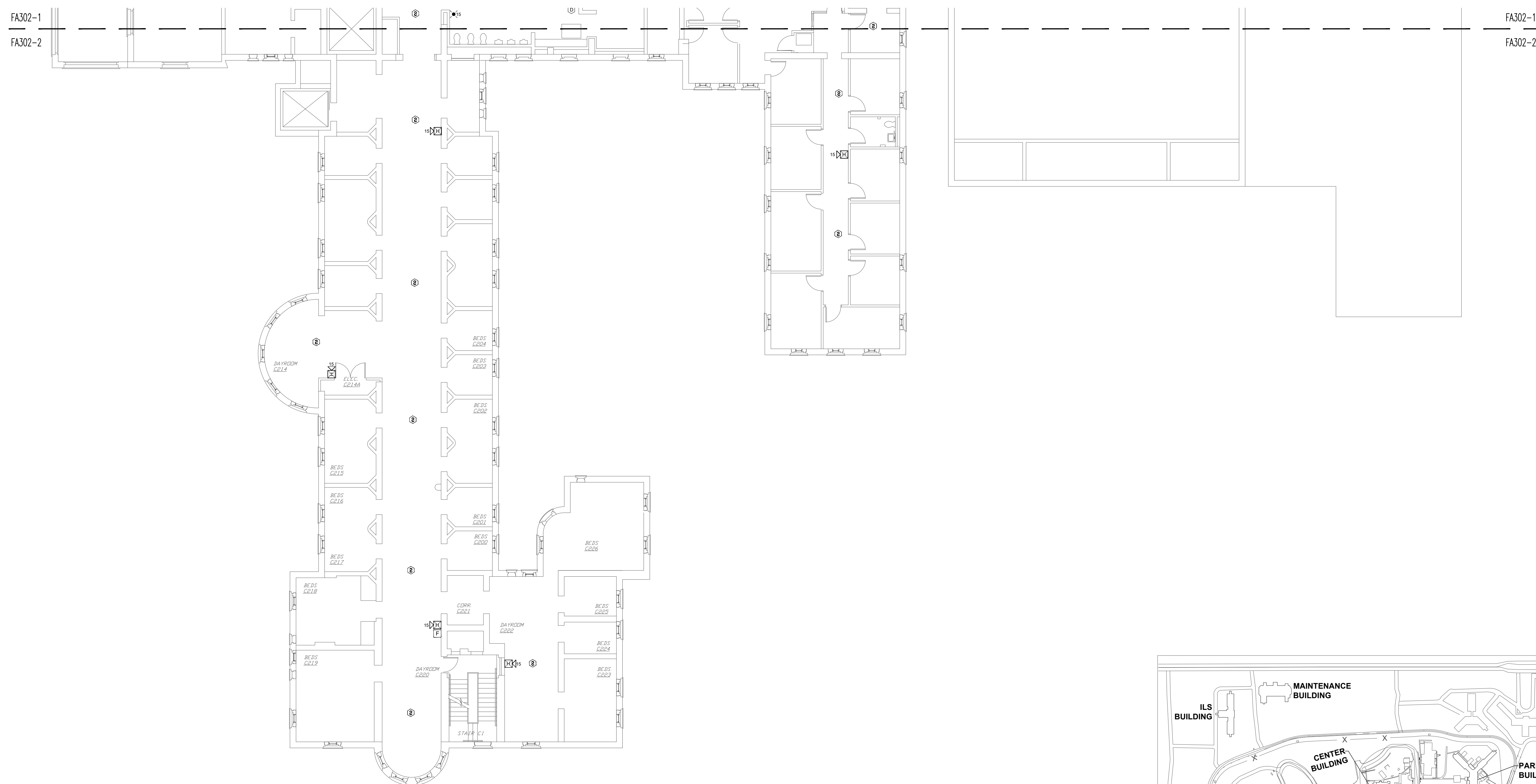
SHEET TITLE:
**CENTER BUILDING-
SECOND FLOOR FIRE
ALARM PLAN PART-2**

SHEET NUMBER:
FA302-2

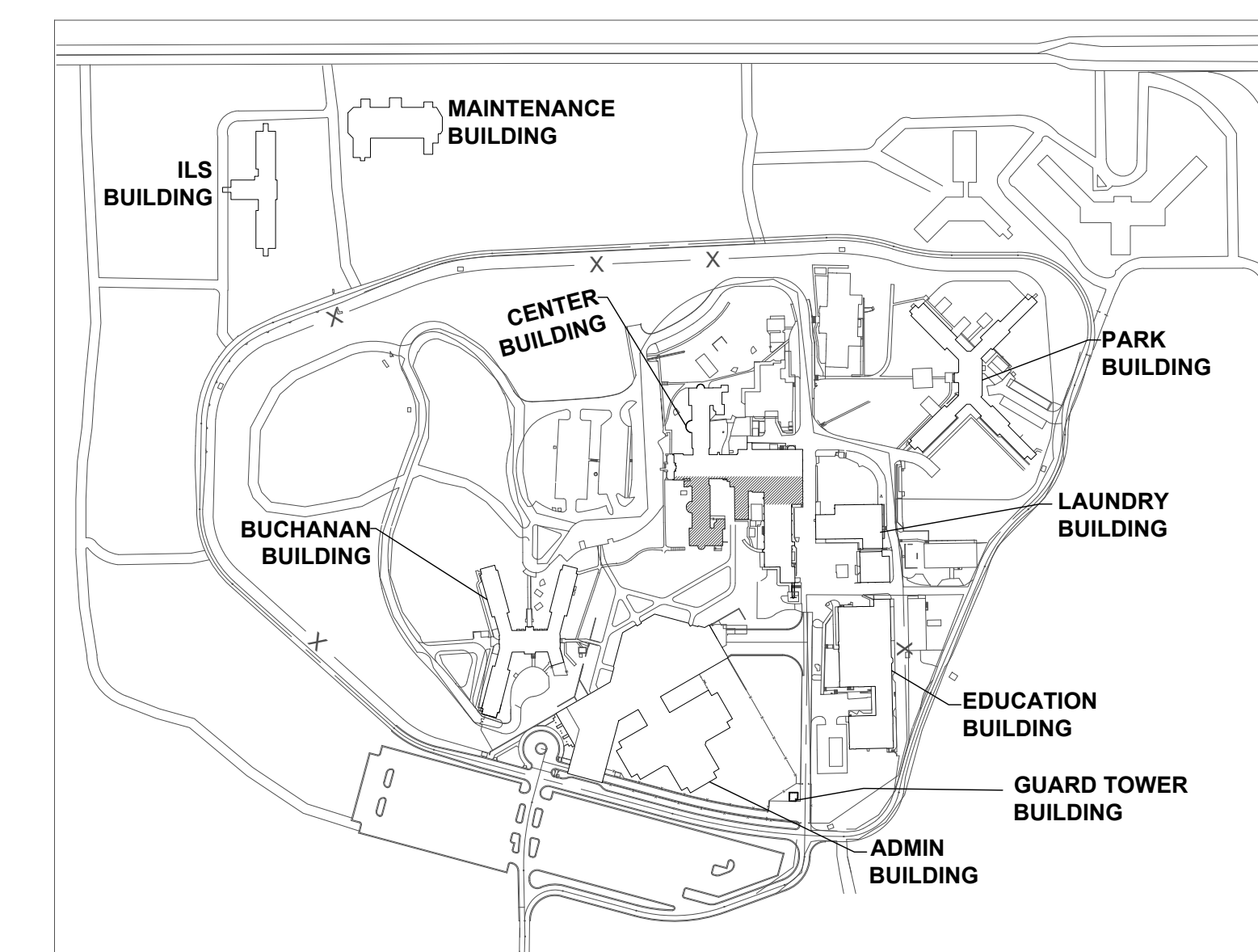

27 OF 93 SHEETS
.08/02/2024

KEY NOTES FOR CENTER BUILDING:


- ① LOCATION OF FACU. FACU SHALL BE CONNECTED TO FIBER LOOP FOR NETWORK CONNECTIVITY.
- ② ADDED NOTIFICATION APPLIANCE / INITIATING DEVICES TO MEET THE REQUIREMENTS OF NFPA 72.
- ③ DUCT DETECTORS FOR EXTERIOR HVAC UNITS SHALL BE MOUNTED ON THE DUCT WORK INSIDE THE BUILDING.



1 CENTER BUILDING - SECOND FLOOR FIRE ALARM PLAN PART-2
SCALE: 3/32" = 1'-0"



KEY PLAN



PROFESSIONAL SEAL



8675 W 96TH STREET
OVERLAND PARK, KS. 66212
PHONE: 816.33.4373
FAX: 913.722.3484

SCALE: 3/32"=1'-0" (IN FEET)
0 5 10 20

OFFICE OF
ADMINISTRATION
DIVISION OF FACILITIES
MANAGEMENT,
DESIGN AND
CONSTRUCTION

Replace Fire Alarm Systems,
Multiple Assets.

WESTERN RECEPTION AND
DIAGNOSTIC CORRECTIONAL
CENTER

3401 FARAON ST.
ST JOSEPH, MO 64506

PROJECT # C2325-01
SITE # 7012
ASSET # 9327012063

REVISION: _____
DATE: _____
REVISION: _____
DATE: _____
REVISION: _____
DATE: _____
ISSUE DATE: 08/02/2024

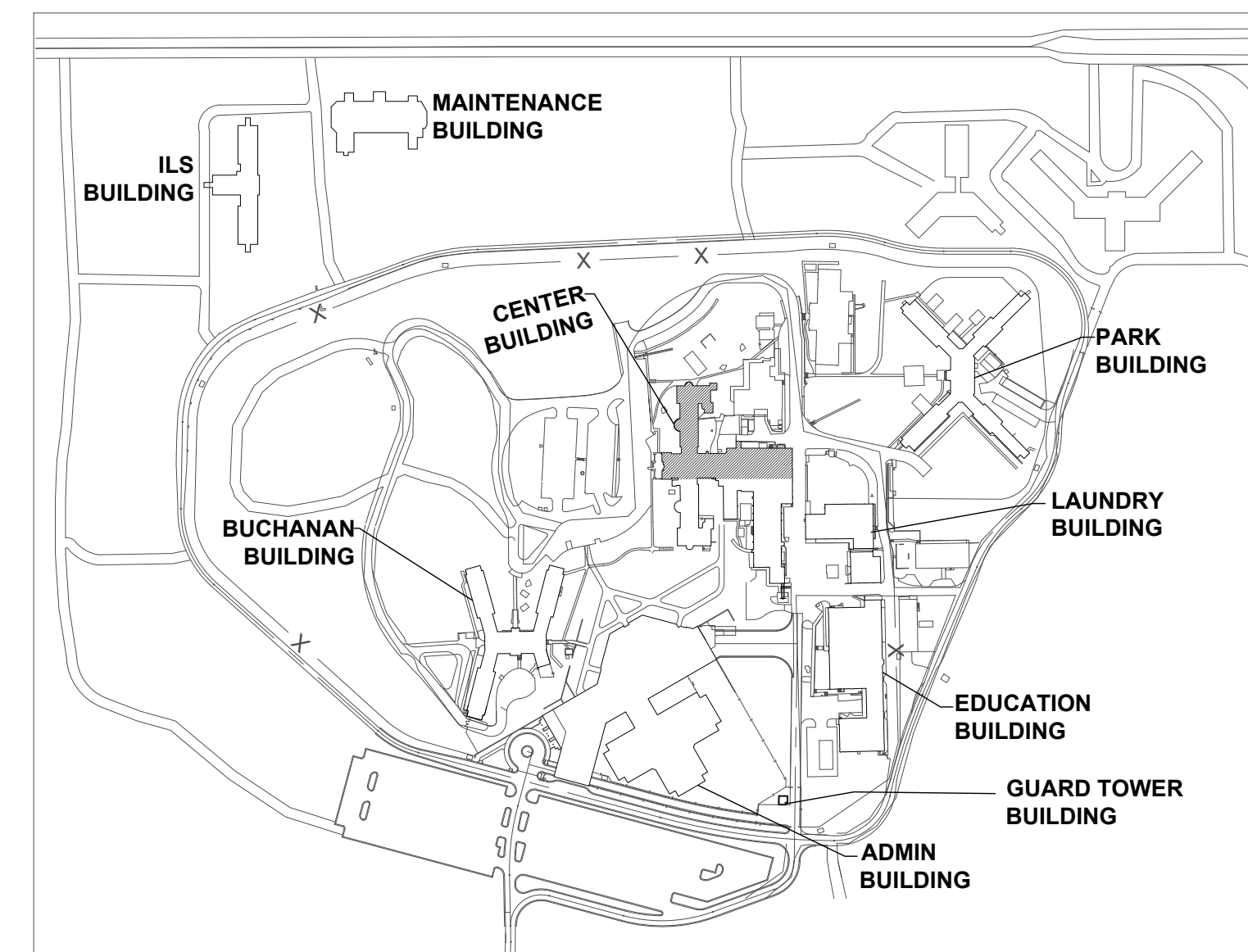
CAD DWG FILE: FSC
DRAWN BY: DB
CHECKED BY: JMA
DESIGNED BY: FSC

SHEET TITLE:
CENTER
BUILDING-THIRD
FLOOR FIRE ALARM
PLAN PART-1

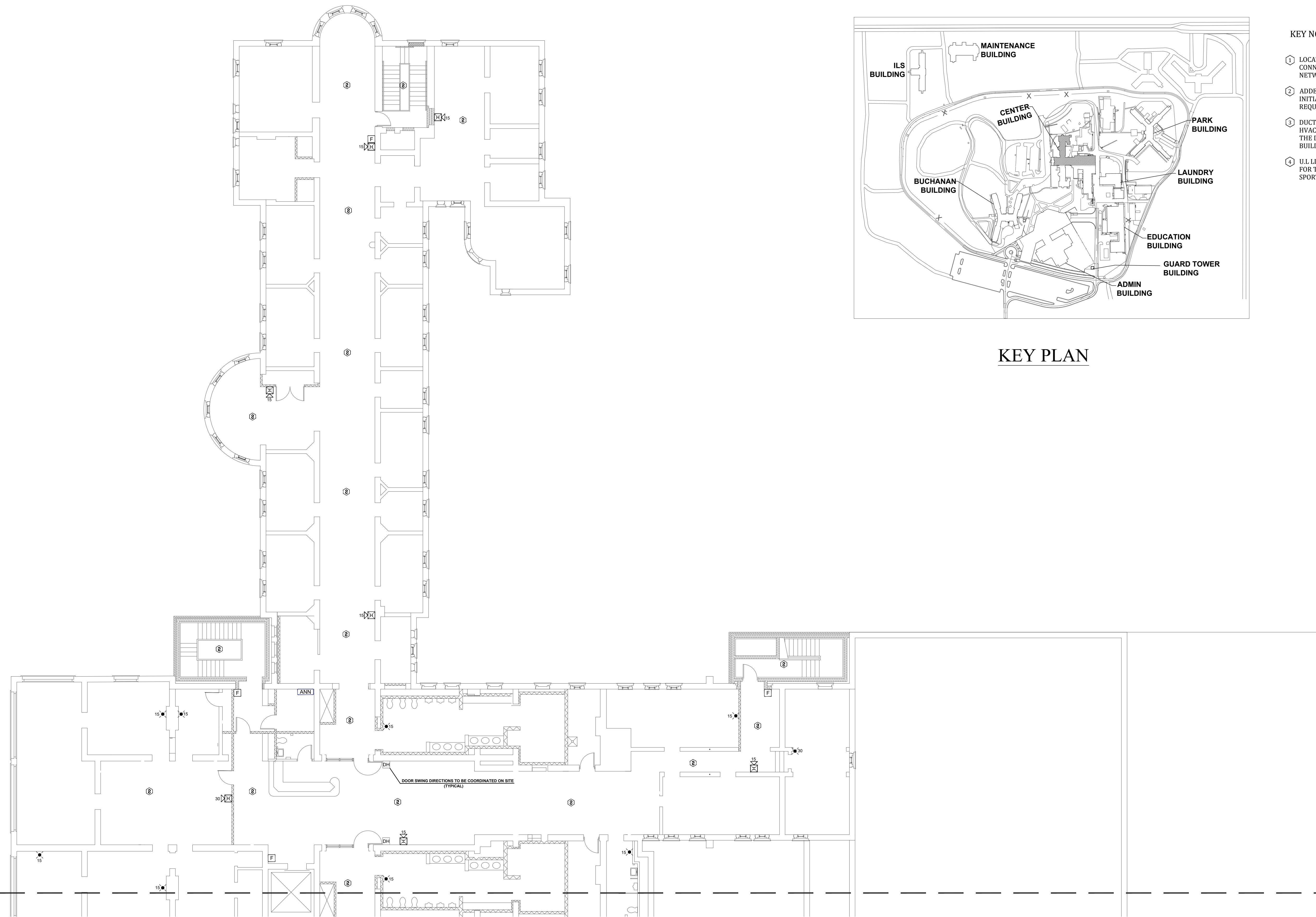
SHEET NUMBER:
FA303-1

KEY NOTES FOR CENTER BUILDING:

- ① LOCATION OF FACU. FACU SHALL BE CONNECTED TO FIBER LOOP FOR NETWORK CONNECTIVITY.
- ② ADDED NOTIFICATION APPLIANCE / INITIATING DEVICES TO MEET THE REQUIREMENTS OF NFPA 72.
- ③ DUCT DETECTORS FOR EXTERIOR HVAC UNITS SHALL BE MOUNTED ON THE DUCT WORK INSIDE THE BUILDING.
- ④ U.L LISTED GUARDS TO BE PROVIDED FOR THE NOTIFICATION DEVICES IN SPORTS / GYM AREA.



KEY PLAN



1 CENTER BUILDING - THIRD FLOOR FIRE ALARM PLAN PART-1
SCALE: 3/32" = 1'-0" NORTH



PROFESSIONAL SEAL



8675 W 96TH STREET
OVERLAND PARK, KS. 66212
PHONE: 816.33.4373
FAX: 913.722.3484

SCALE: 3/32"=1'-0" (IN FEET)
0 5 10 20

OFFICE OF
ADMINISTRATION
DIVISION OF FACILITIES
MANAGEMENT,
DESIGN AND
CONSTRUCTION

Replace Fire Alarm Systems,
Multiple Assets.

WESTERN RECEPTION AND
DIAGNOSTIC CORRECTIONAL
CENTER

3401 FARAON ST.
ST JOSEPH, MO 64506

PROJECT # C2325-01
SITE # 7012
ASSET # 9327012063

REVISION: _____
DATE: _____
REVISION: _____
DATE: _____
REVISION: _____
DATE: _____
ISSUE DATE: 08/02/2024

CAD DWG FILE: FSC
DRAWN BY: DB
CHECKED BY: JMA
DESIGNED BY: FSC

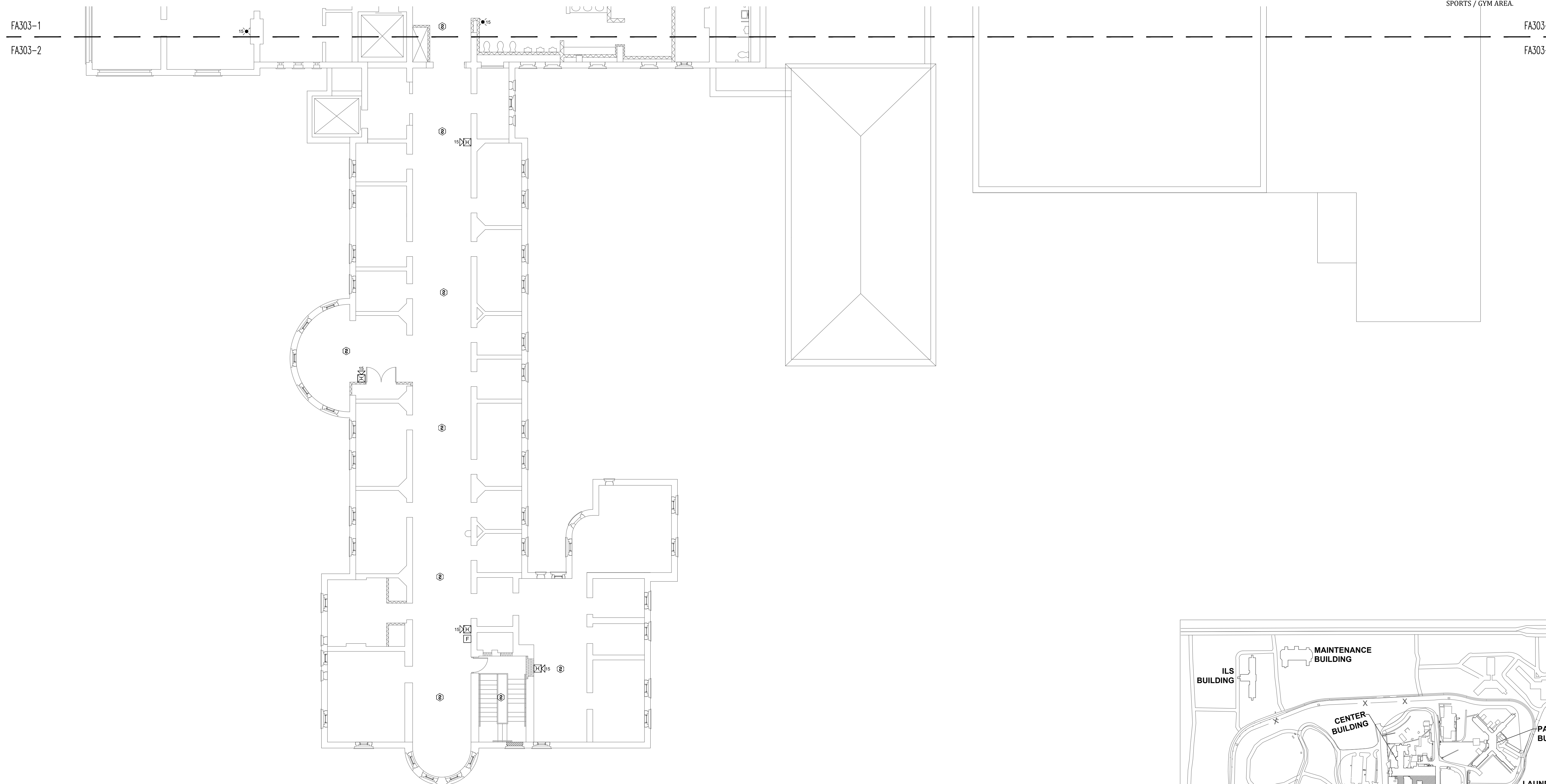
SHEET TITLE:
**CENTER BUILDING-
THIRD FLOOR FIRE
ALARM PLAN PART-2**

SHEET NUMBER:
FA303-2

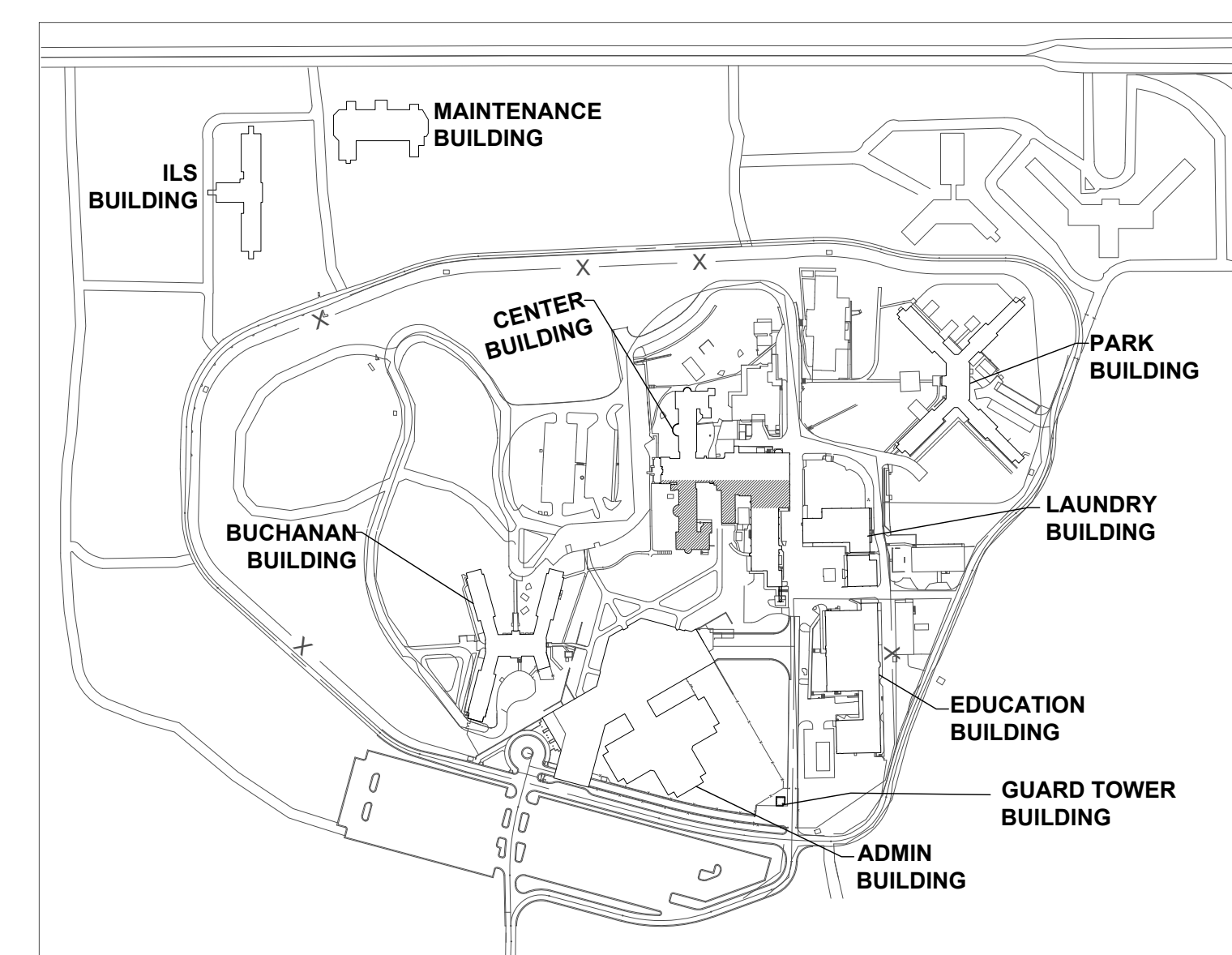
29 OF 93 SHEETS
.08/02/2024

KEY NOTES FOR CENTER BUILDING:

- ① LOCATION OF FACU. FACU SHALL BE CONNECTED TO FIBER LOOP FOR NETWORK CONNECTIVITY.
- ② ADDED NOTIFICATION APPLIANCE / INITIATING DEVICES TO MEET THE REQUIREMENTS OF NFPA 72.
- ③ DUCT DETECTORS FOR EXTERIOR HVAC UNITS SHALL BE MOUNTED ON THE DUCT WORK INSIDE THE BUILDING.
- ④ U.L LISTED GUARDS TO BE PROVIDED FOR THE NOTIFICATION DEVICES IN SPORTS / GYM AREA.



1 CENTER BUILDING - THIRD FLOOR FIRE ALARM PLAN PART-2
SCALE: 3/32" = 1'-0"



KEY PLAN



PROFESSIONAL SEAL



8675 W 96TH STREET
OVERLAND PARK, KS. 66212
PHONE: 816.33.4373
FAX: 913.722.3484

SCALE: 3/32"=1'-0" (IN FEET)
0 5' 10' 20'

OFFICE OF
ADMINISTRATION
DIVISION OF FACILITIES
MANAGEMENT,
DESIGN AND
CONSTRUCTION

Replace Fire Alarm Systems,
Multiple Assets.

WESTERN RECEPTION AND
DIAGNOSTIC CORRECTIONAL
CENTER

3401 FARAON ST.
ST JOSEPH, MO 64506

PROJECT # C2325-01
SITE # 7012
ASSET # 9327012063

REVISION: _____
DATE: _____
REVISION: _____
DATE: _____
REVISION: _____
DATE: _____
ISSUE DATE: 08/02/2024

CAD DWG FILE: FSC
DRAWN BY: DB
CHECKED BY: JMA
DESIGNED BY: FSC

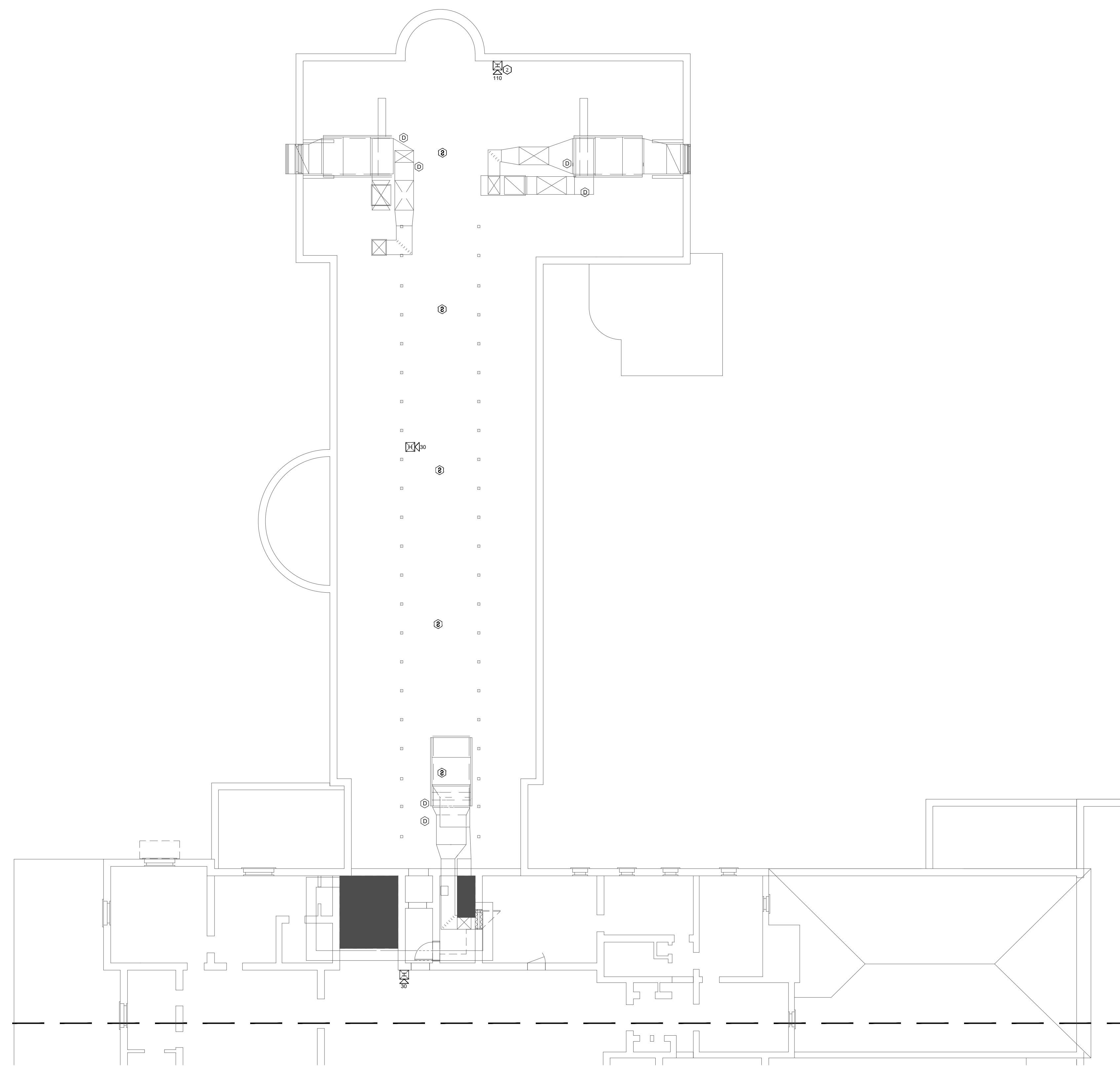
SHEET TITLE:
**CENTER
BUILDING-FOURTH
FLOOR FIRE ALARM
PLAN PART-1**

SHEET NUMBER:
FA304-1

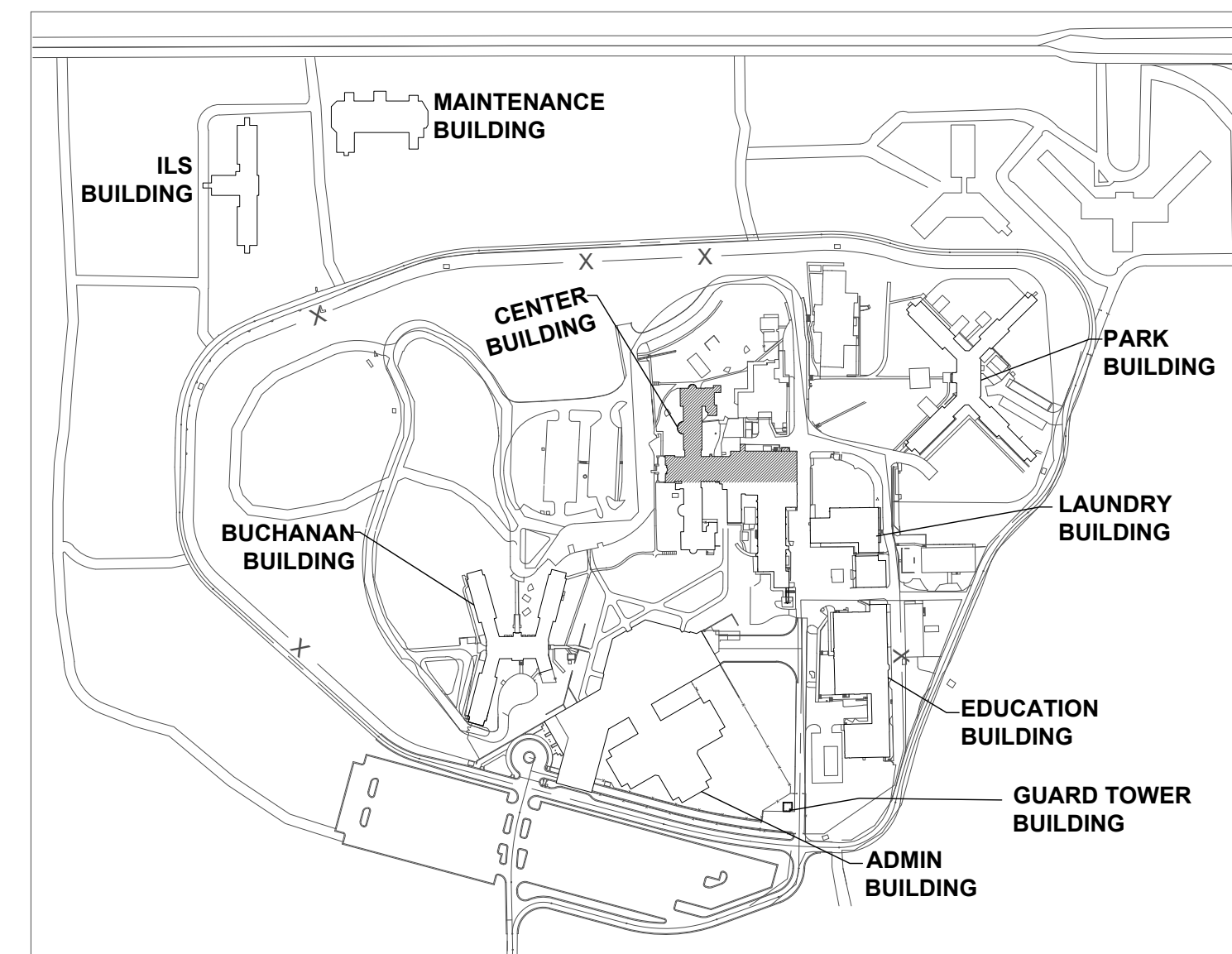
30 OF 93 SHEETS
.08/02/2024

KEY NOTES FOR CENTER BUILDING:

- ① LOCATION OF FACU. FACU SHALL BE CONNECTED TO FIBER LOOP FOR NETWORK CONNECTIVITY.
- ② ADDED NOTIFICATION APPLIANCE / INITIATING DEVICES TO MEET THE REQUIREMENTS OF NFPA 72.
- ③ DUCT DETECTORS FOR EXTERIOR HVAC UNITS SHALL BE MOUNTED ON THE DUCT WORK INSIDE THE BUILDING.
- ④ U.L LISTED GUARDS TO BE PROVIDED FOR THE NOTIFICATION DEVICES IN SPORTS / GYM AREA.



1 CENTER BUILDING - FOURTH FLOOR FIRE ALARM PLAN PART-1
SCALE: 3/32" = 1'-0" NORTH



KEY PLAN



PROFESSIONAL SEAL



8675 W 96TH STREET
OVERLAND PARK, KS. 66212
PHONE: 816.33.4373
FAX: 913.722.3484

SCALE: 3/32"=1'-0" (IN FEET)
0 5' 10' 20'

OFFICE OF
ADMINISTRATION
DIVISION OF FACILITIES
MANAGEMENT,
DESIGN AND
CONSTRUCTION

Replace Fire Alarm Systems,
Multiple Assets.

WESTERN RECEPTION AND
DIAGNOSTIC CORRECTIONAL
CENTER

3401 FARAON ST.
ST JOSEPH, MO 64506

PROJECT # C2325-01
SITE # 7012
ASSET # 9327012063

REVISION: _____
DATE: _____
REVISION: _____
DATE: _____
REVISION: _____
DATE: _____
ISSUE DATE: 08/02/2024

CAD DWG FILE: FSC
DRAWN BY: DB
CHECKED BY: JMA
DESIGNED BY: FSC

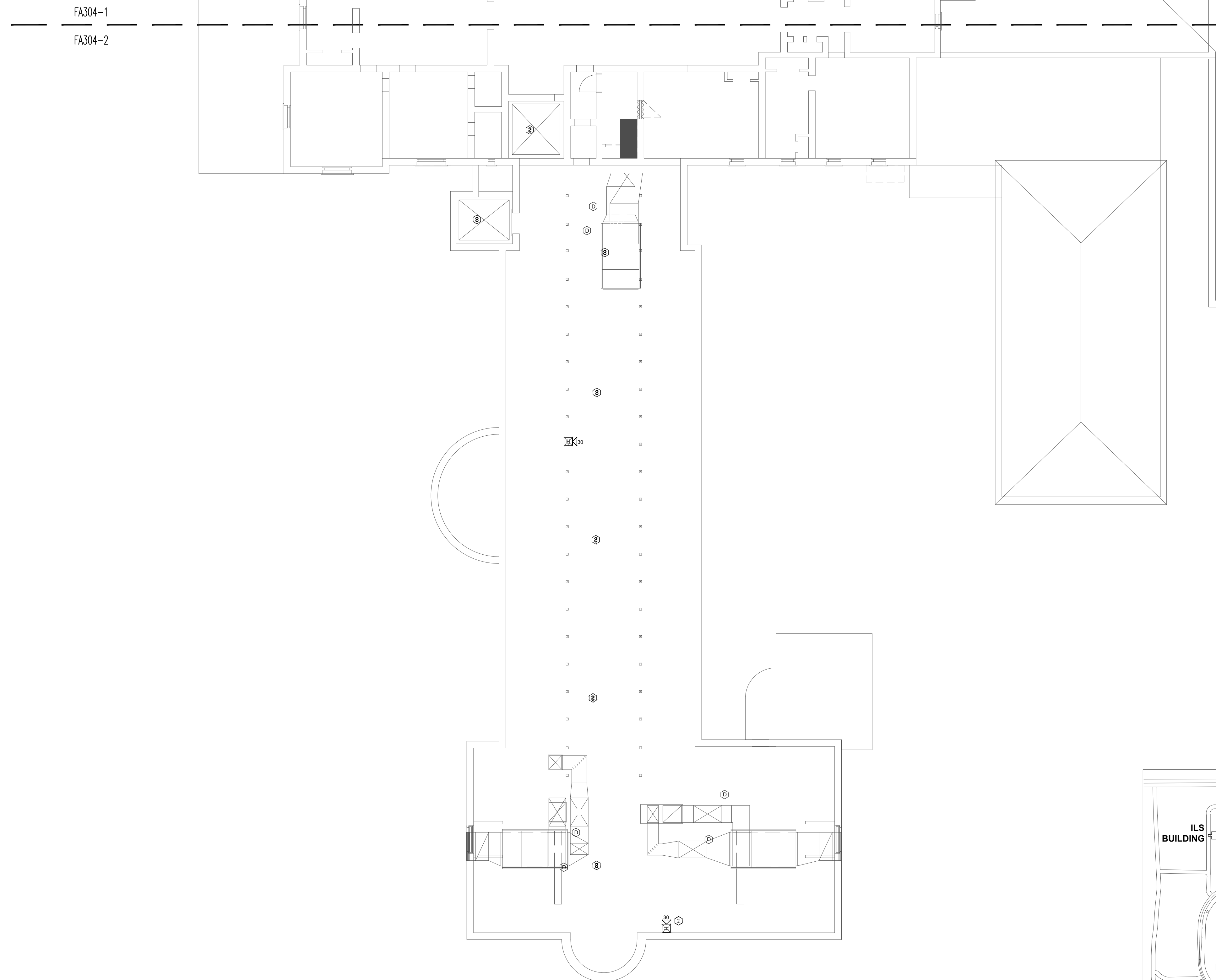
SHEET TITLE:
CENTER
BUILDING-FOURTH
FLOOR FIRE ALARM
PLAN PART-2

SHEET NUMBER:
FA304-2

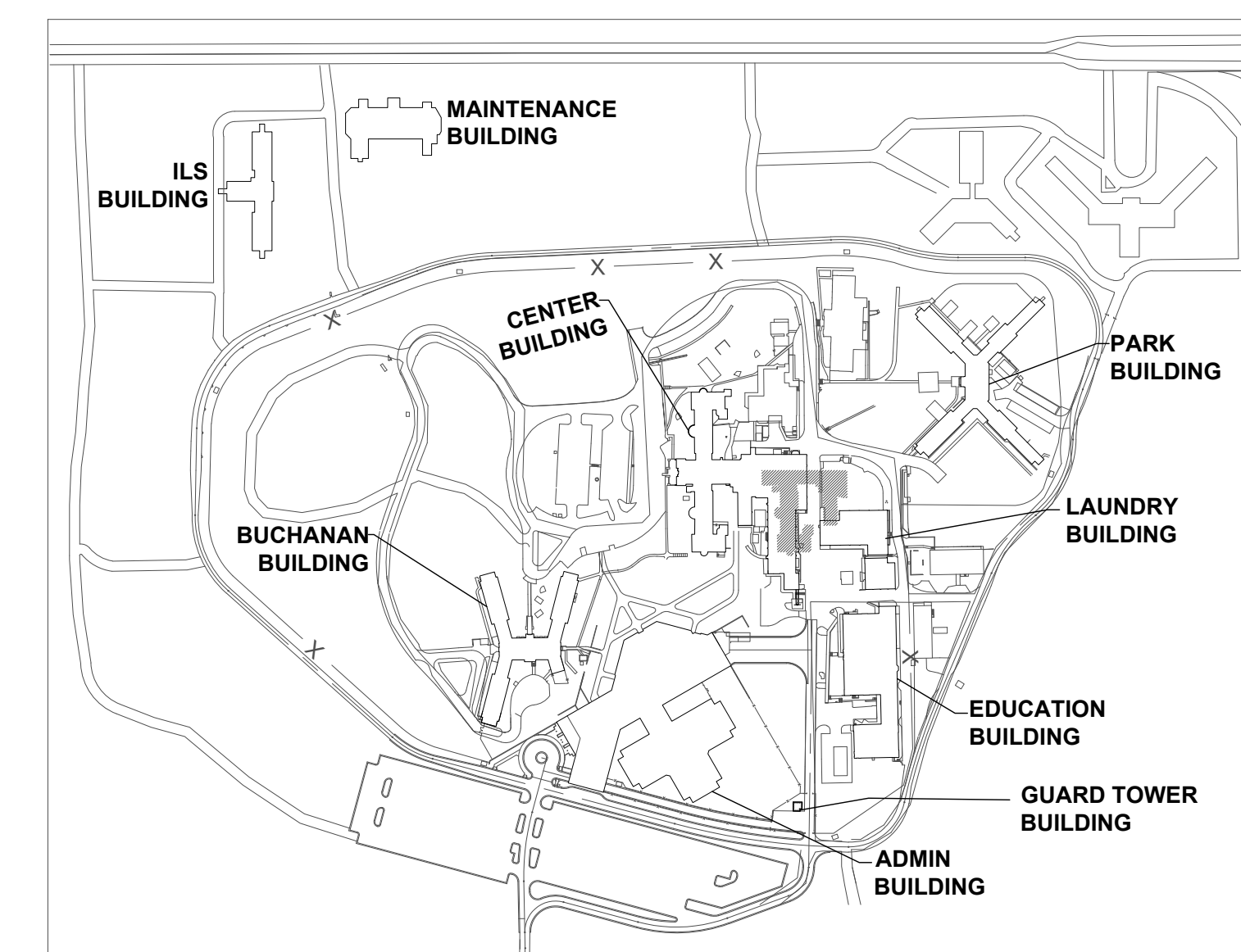
31 OF 93 SHEETS
.08/02/2024

KEY NOTES FOR CENTER BUILDING:

- ① LOCATION OF FACU. FACU SHALL BE CONNECTED TO FIBER LOOP FOR NETWORK CONNECTIVITY.
- ② ADDED NOTIFICATION APPLIANCE / INITIATING DEVICES TO MEET THE REQUIREMENTS OF NFPA 72.
- ③ DUCT DETECTORS FOR EXTERIOR HVAC UNITS SHALL BE MOUNTED ON THE DUCT WORK INSIDE THE BUILDING.
- ④ U.L LISTED GUARDS TO BE PROVIDED FOR THE NOTIFICATION DEVICES IN SPORTS / GYM AREA.



1 CENTER BUILDING - FOURTH FLOOR FIRE ALARM PLAN PART-2
SCALE: 3/32" = 1'-0"



KEY PLAN



PROFESSIONAL SEAL



8675 W 96TH STREET
OVERLAND PARK, KS. 66212
PHONE: 816.33.4373
FAX: 913.722.3484

SCALE: 3/32"=1'-0" (IN FEET)
0 5 10 20

OFFICE OF
ADMINISTRATION
DIVISION OF FACILITIES
MANAGEMENT,
DESIGN AND
CONSTRUCTION

Replace Fire Alarm Systems,
Multiple Assets.

WESTERN RECEPTION AND
DIAGNOSTIC CORRECTIONAL
CENTER

3401 FARAON ST.
ST JOSEPH, MO 64506

PROJECT # C2325-01
SITE # 7012
ASSET # 9327012063

REVISION: _____
DATE: _____
REVISION: _____
DATE: _____
REVISION: _____
DATE: _____
ISSUE DATE: 08/02/2024

CAD DWG FILE: FSC
DRAWN BY: DB
CHECKED BY: JMA
DESIGNED BY: FSC

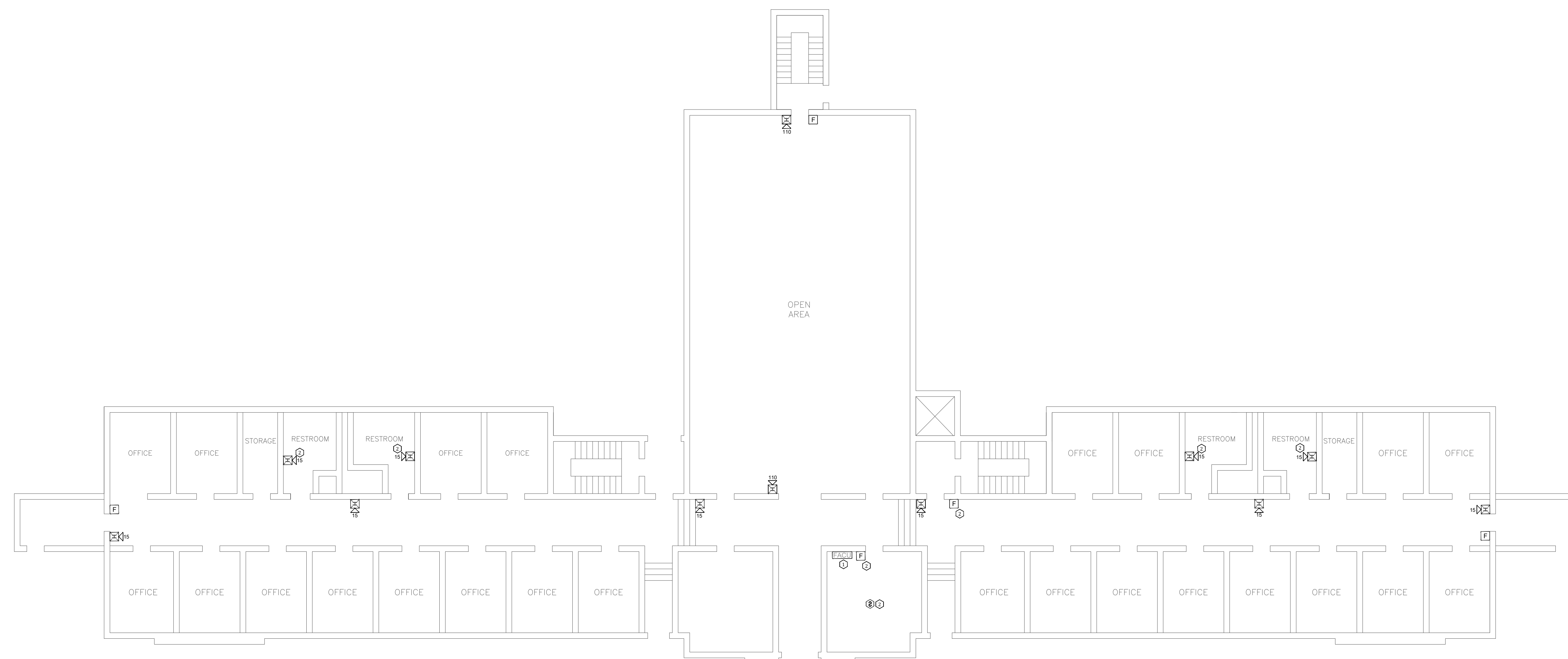
SHEET TITLE:
**ILS BUILDING-FIRST
FLOOR FIRE ALARM
PLAN**

SHEET NUMBER:
FA400

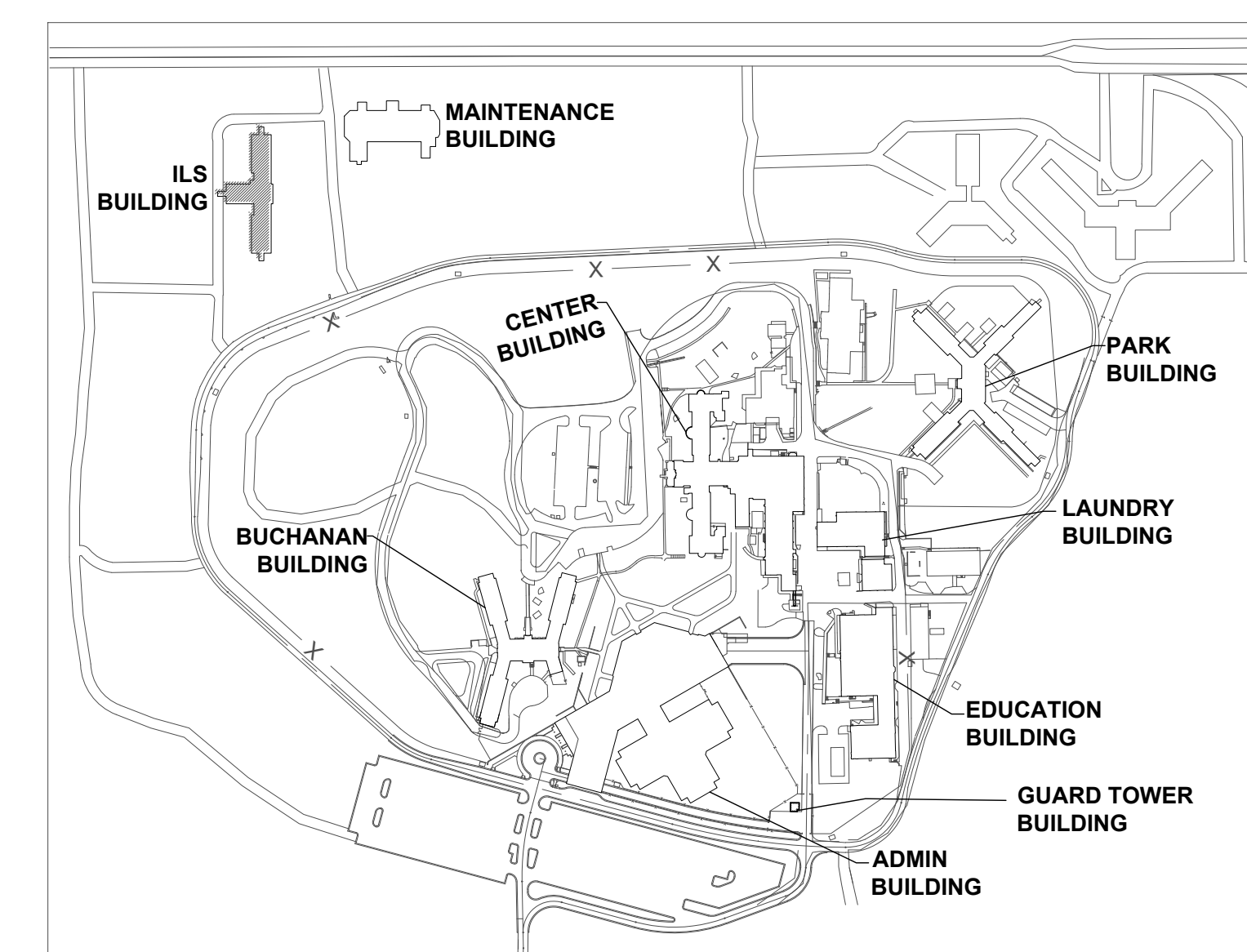
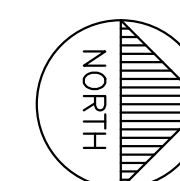
32 OF 93 SHEETS
.08/02/2024

KEY NOTES FOR ILS BUILDING:

- ① LOCATION OF FACU. FACU SHALL BE CONNECTED TO FIBER LOOP FOR NETWORK CONNECTIVITY.
- ② ADDED NOTIFICATION APPLIANCE / INITIATING DEVICES TO MEET THE REQUIREMENTS OF NFPA 72.



1 ILS BUILDING - FIRST FLOOR FIRE ALARM PLAN
SCALE: 3/32" = 1'-0"



KEY PLAN



PROFESSIONAL SEAL



8675 W 96TH STREET
OVERLAND PARK, KS. 66212
PHONE: 816.33.4373
FAX: 913.722.3484

SCALE: 3/32"=1'-0"
0 5' 10' 20'
(IN FEET)

OFFICE OF
ADMINISTRATION
DIVISION OF FACILITIES
MANAGEMENT,
DESIGN AND
CONSTRUCTION

Replace Fire Alarm Systems,
Multiple Assets.

WESTERN RECEPTION AND
DIAGNOSTIC CORRECTIONAL
CENTER

3401 FARAON ST.
ST JOSEPH, MO 64506

PROJECT # C2325-01
SITE # 7012
ASSET # 9327012063

REVISION: _____
DATE: _____
REVISION: _____
DATE: _____
REVISION: _____
DATE: _____
ISSUE DATE: 08/02/2024

CAD DWG FILE: FSC
DRAWN BY: DB
CHECKED BY: JMA
DESIGNED BY: FSC

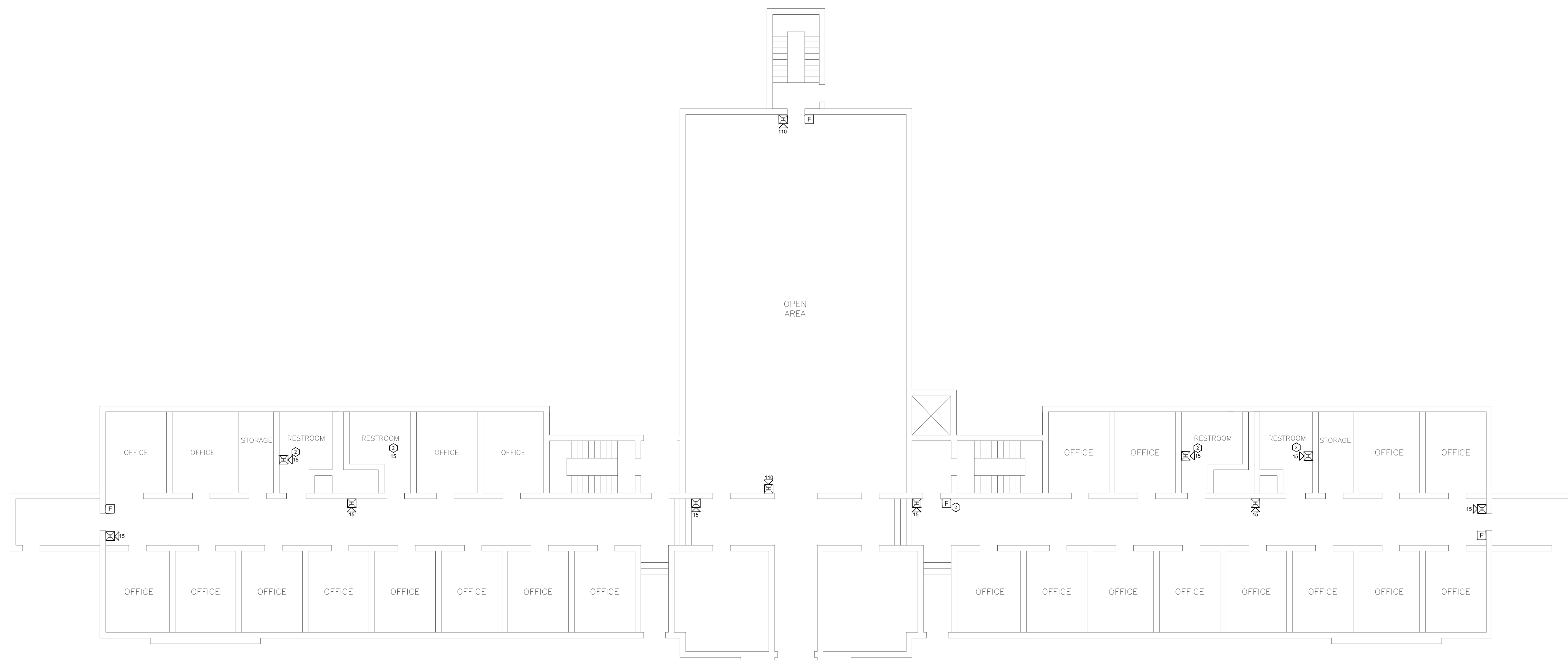
SHEET TITLE:
**ILS BUILDING-SECOND
FLOOR FIRE ALARM
PLAN**

SHEET NUMBER:
FA401

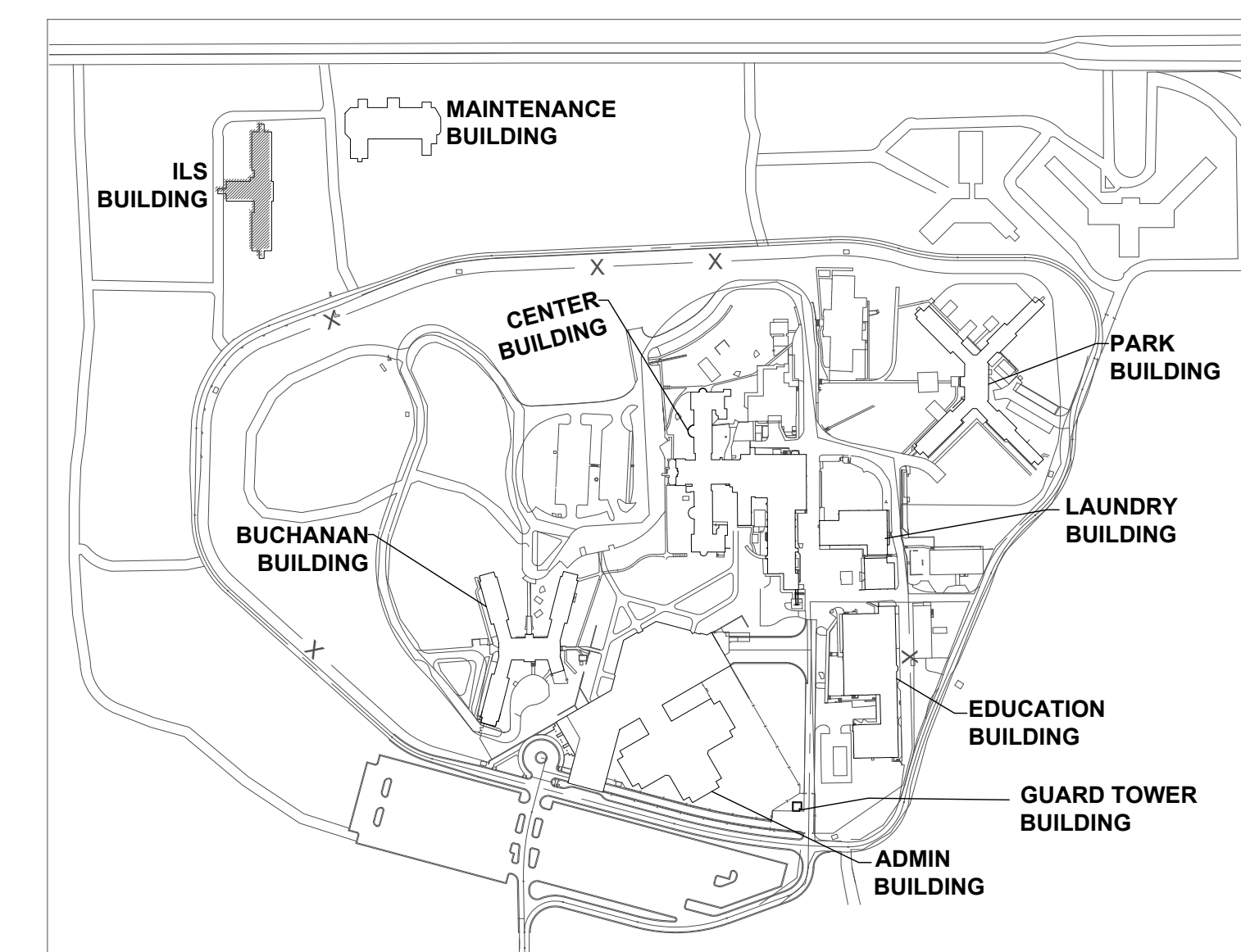
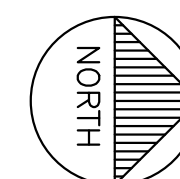
33 OF 93 SHEETS
.08/02/2024

KEY NOTES FOR ILS BUILDING:

- ① LOCATION OF FACU. FACU SHALL BE CONNECTED TO FIBER LOOP FOR NETWORK CONNECTIVITY.
- ② ADDED NOTIFICATION APPLIANCE / INITIATING DEVICES TO MEET THE REQUIREMENTS OF NFPA 72.



1 ILS BUILDING - SECOND FLOOR FIRE ALARM PLAN
SCALE: 3/32" = 1'-0"



KEY PLAN



PROFESSIONAL SEAL



8675 W 96TH STREET
OVERLAND PARK, KS. 66212
PHONE: 816.33.4373
FAX: 913.722.3484

SCALE: 3/32"=1'-0" (IN FEET)
0 5 10 20

OFFICE OF
ADMINISTRATION
DIVISION OF FACILITIES
MANAGEMENT,
DESIGN AND
CONSTRUCTION

Replace Fire Alarm Systems,
Multiple Assets.

WESTERN RECEPTION AND
DIAGNOSTIC CORRECTIONAL
CENTER

3401 FARAON ST.
ST JOSEPH, MO 64506

PROJECT # C2325-01
SITE # 7012
ASSET # 9327012063

REVISION: _____
DATE: _____
REVISION: _____
DATE: _____
REVISION: _____
DATE: _____
ISSUE DATE: 08/02/2024

CAD DWG FILE: FSC
DRAWN BY: DB
CHECKED BY: JMA
DESIGNED BY: FSC

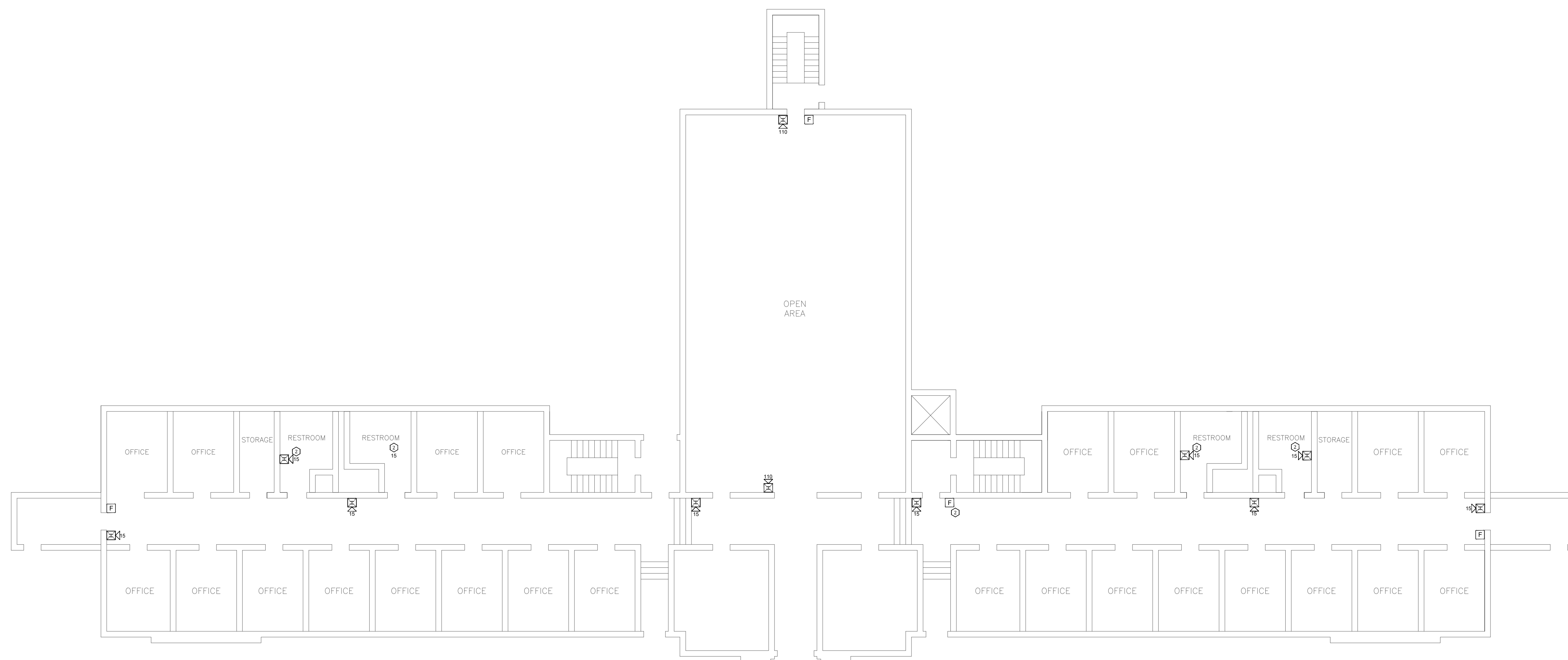
SHEET TITLE:
**ILS BUILDING-THIRD
FLOOR FIRE ALARM
PLAN**

SHEET NUMBER:
FA402

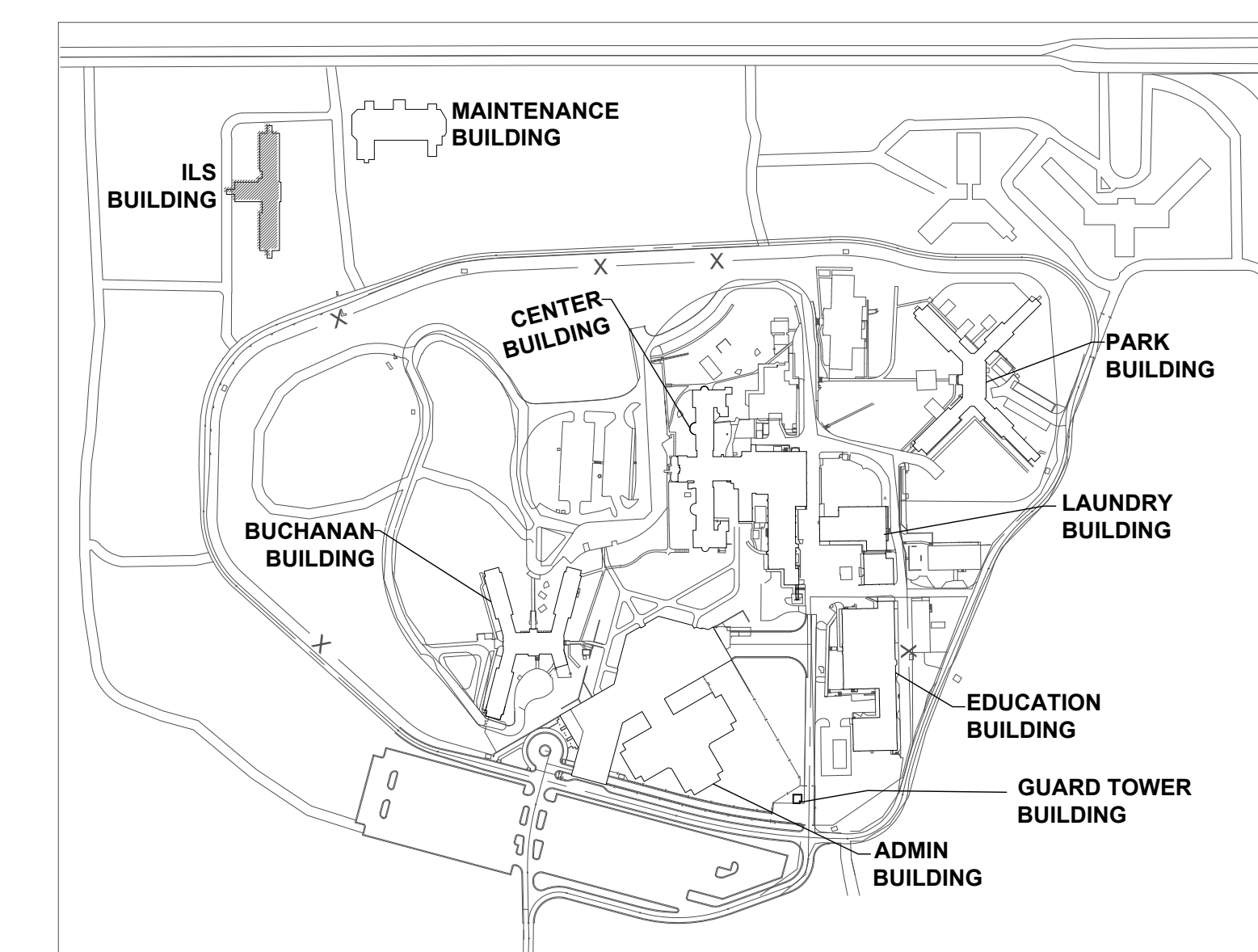
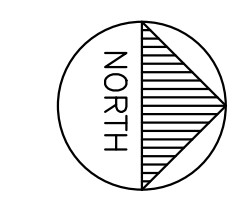
34 OF 93 SHEETS
.08/02/2024

KEY NOTES FOR ILS BUILDING:

- ① LOCATION OF FACU. FACU SHALL BE CONNECTED TO FIBER LOOP FOR NETWORK CONNECTIVITY.
- ② ADDED NOTIFICATION APPLIANCE / INITIATING DEVICES TO MEET THE REQUIREMENTS OF NFPA 72.



1 ILS BUILDING - THIRD FLOOR FIRE ALARM PLAN
SCALE: 3/32" = 1'-0"



KEY PLAN



PROFESSIONAL SEAL



8675 W 96TH STREET
OVERLAND PARK, KS. 66212
PHONE: 816.33.4373
FAX: 913.722.3484

SCALE: 3/32" = 1'-0" (IN FEET)

OFFICE OF
ADMINISTRATION
DIVISION OF FACILITIES
MANAGEMENT,
DESIGN AND
CONSTRUCTION

Replace Fire Alarm Systems,
Multiple Assets.

WESTERN RECEPTION AND
DIAGNOSTIC CORRECTIONAL
CENTER

3401 FARAON ST.
ST JOSEPH, MO 64506

PROJECT # C2325-01
SITE # 7012
ASSET # 9327012063

REVISION: _____
DATE: _____
REVISION: _____
DATE: _____
REVISION: _____
DATE: _____
ISSUE DATE: 08/02/2024

CAD DWG FILE: FSC
DRAWN BY: DB
CHECKED BY: JMA
DESIGNED BY: FSC

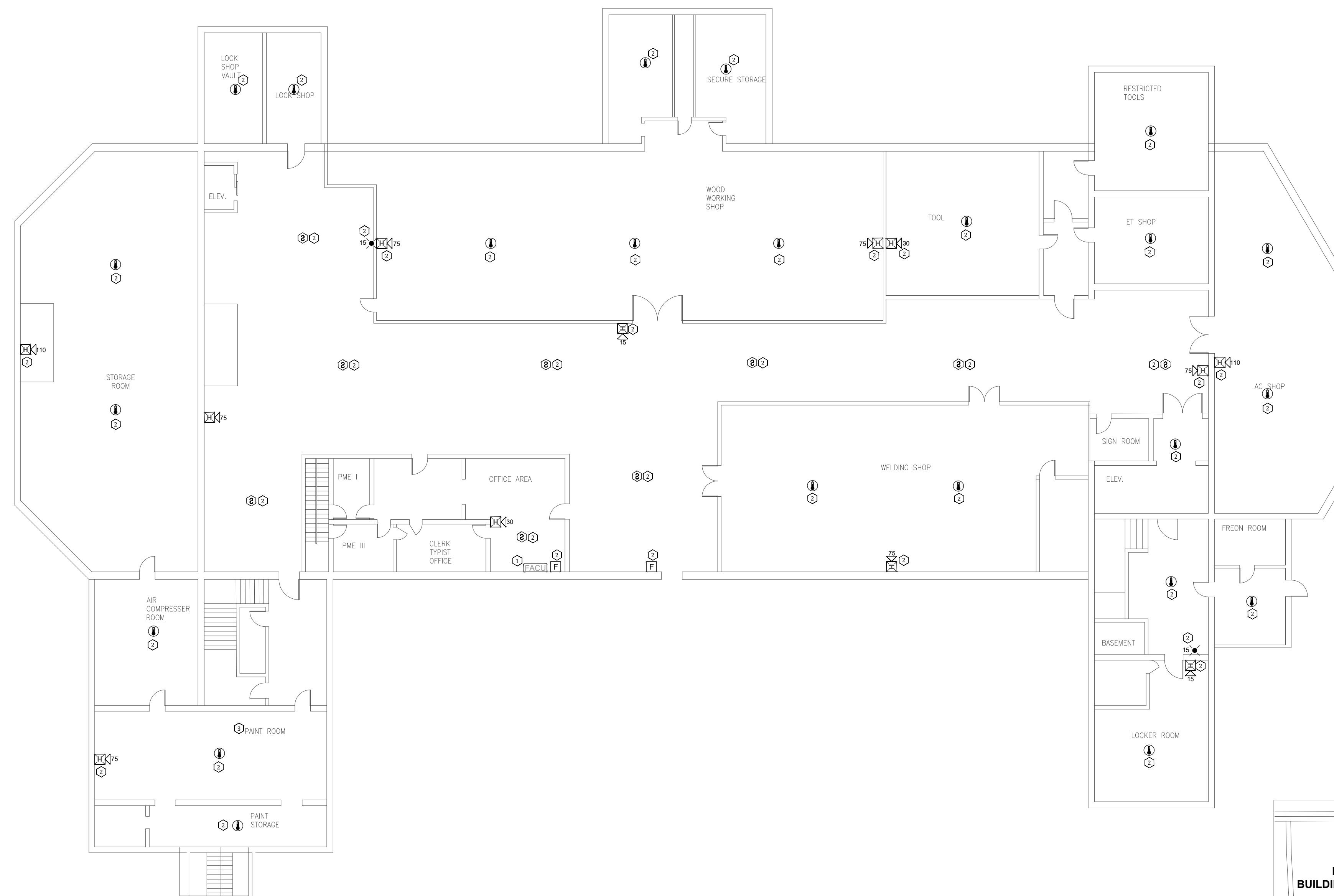
SHEET TITLE:
**MAINTENANCE
BUILDING-FIRST FLOOR
FIRE ALARM PLAN**

SHEET NUMBER:
FA500

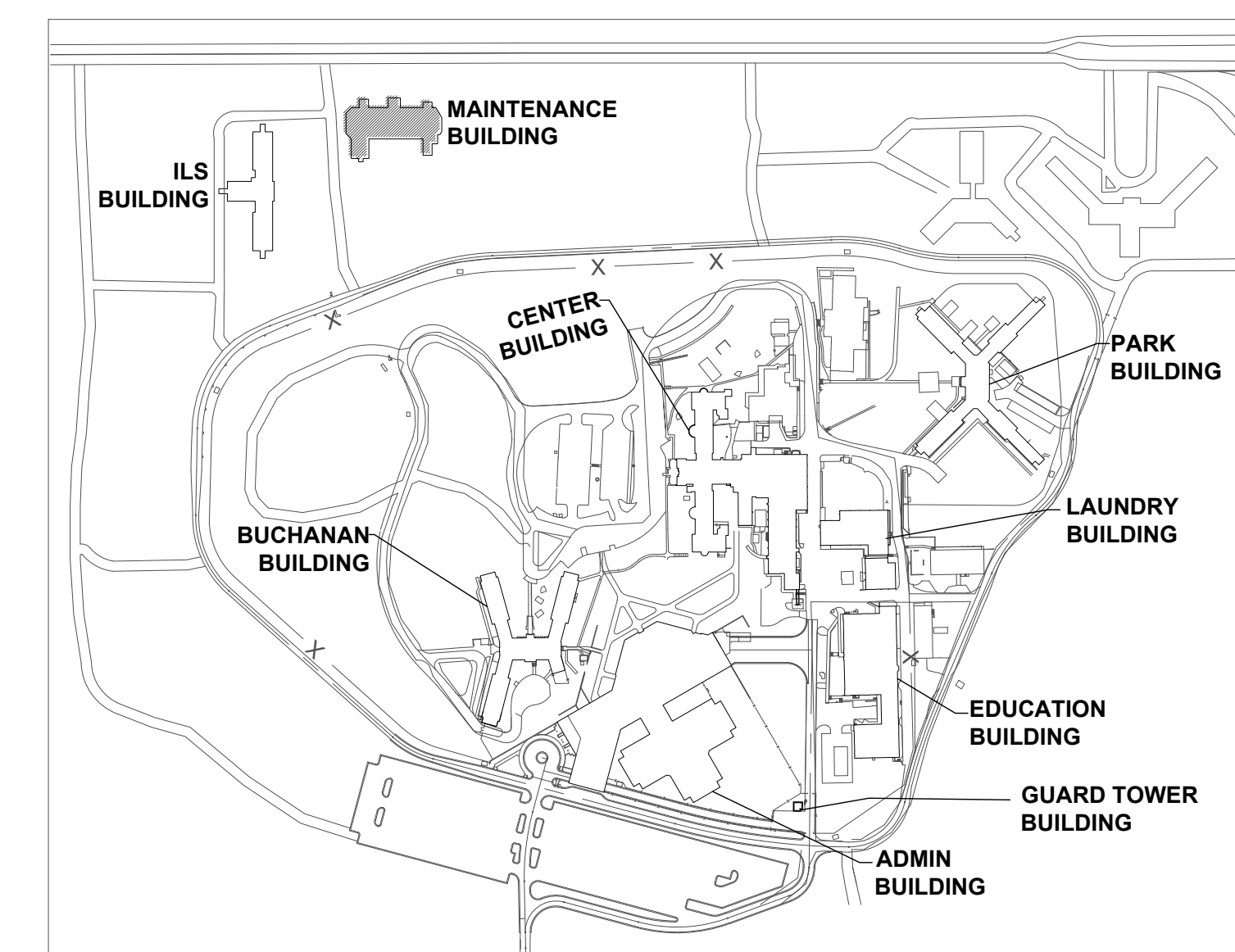
35 OF 93 SHEETS
.08/02/2024

KEY NOTES FOR MAINTENANCE BUILDING:

- ① LOCATION OF FACU. FACU SHALL BE CONNECTED TO FIBER LOOP FOR NETWORK CONNECTIVITY.
- ② ADDED NOTIFICATION APPLIANCE / INITIATING DEVICES TO MEET THE REQUIREMENTS OF NFPA 72.
- ③ ENSURE DEVICES IN THIS ROOM MENA RATED FOR PAINT HAZARD PER NFPA 70.



1 MAINTENANCE BUILDING - FIRST FLOOR FIRE ALARM PLAN
SCALE: 3/32" = 1'-0"



KEY PLAN



PROFESSIONAL SEAL



8675 W 96TH STREET
OVERLAND PARK, KS. 66212
PHONE: 816.33.4373
FAX: 913.722.3484

SCALE: 3/32"=1'-0" (IN FEET)
0 5' 10' 20'

OFFICE OF
ADMINISTRATION
DIVISION OF FACILITIES
MANAGEMENT,
DESIGN AND
CONSTRUCTION

Replace Fire Alarm Systems,
Multiple Assets.

WESTERN RECEPTION AND
DIAGNOSTIC CORRECTIONAL
CENTER

3401 FARAON ST.
ST JOSEPH, MO 64506

PROJECT # C2325-01
SITE # 7012
ASSET # 9327012063

REVISION: _____
DATE: _____
REVISION: _____
DATE: _____
REVISION: _____
DATE: _____
ISSUE DATE: 08/02/2024

CAD DWG FILE: FSC
DRAWN BY: DB
CHECKED BY: JMA
DESIGNED BY: FSC

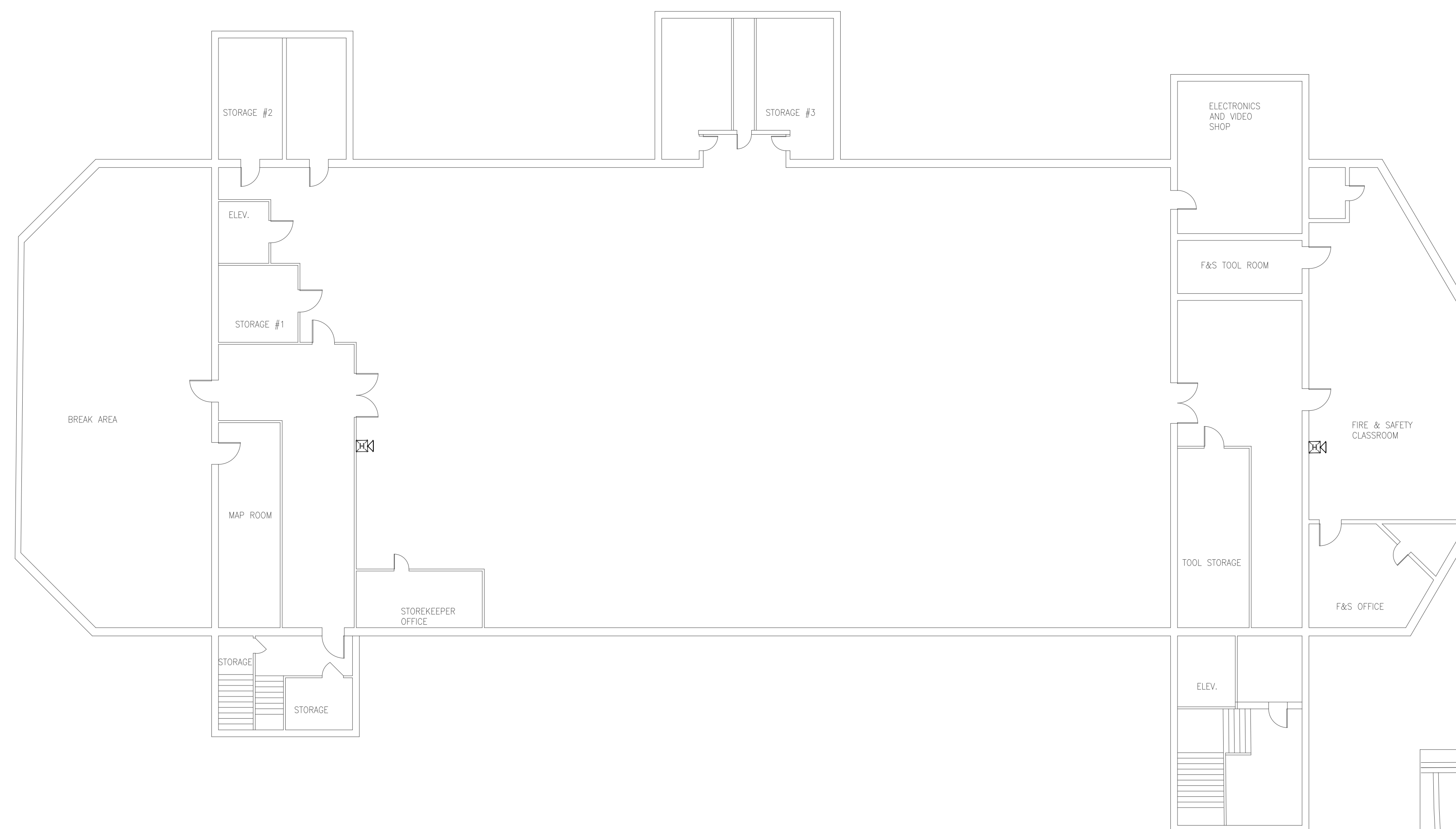
SHEET TITLE:
**MAINTENANCE
BUILDING-SECOND
FLOOR FIRE ALARM PLAN**

SHEET NUMBER:
FA501

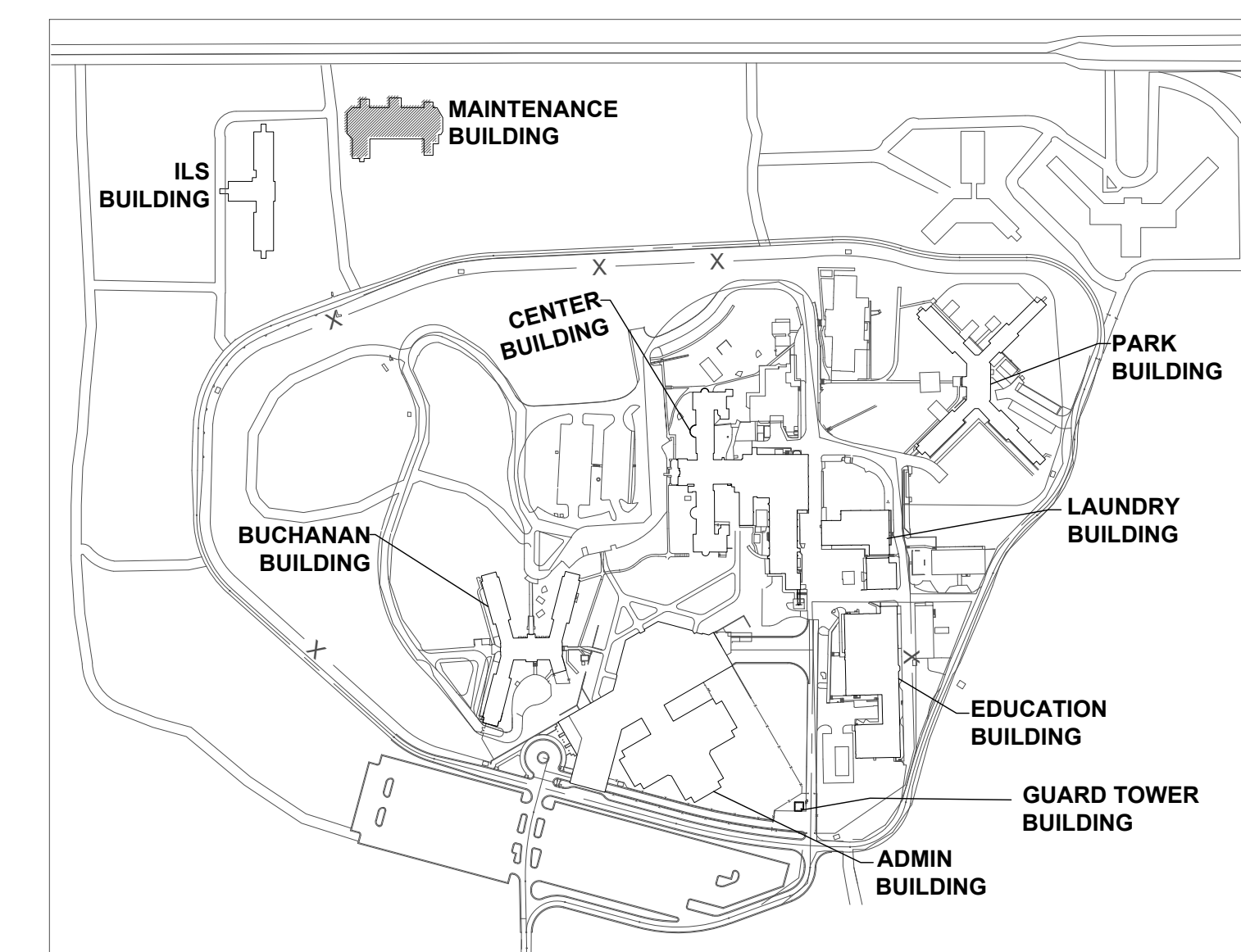
36 OF 93 SHEETS
.08/02/2024

KEY NOTES FOR MAINTENANCE BUILDING:


- ① LOCATION OF FACU. FACU SHALL BE CONNECTED TO FIBER LOOP FOR NETWORK CONNECTIVITY.
- ② ADDED NOTIFICATION APPLIANCE / INITIATING DEVICES TO MEET THE REQUIREMENTS OF NFPA 72.
- ③ ENSURE DEVICES IN THIS ROOM MENA RATED FOR PAINT HAZARD PER NFPA 70.



1 MAINTENANCE BUILDING -SECOND FLOOR FIRE ALARM PLAN
SCALE: 3/32" = 1'-0"



KEY PLAN



PROFESSIONAL SEAL



8675 W 96TH STREET
OVERLAND PARK, KS. 66212
PHONE: 816.33.4373
FAX: 913.722.3484

SCALE: 3/32"=1'-0" (IN FEET)
0 5' 10' 20'

OFFICE OF
ADMINISTRATION
DIVISION OF FACILITIES
MANAGEMENT,
DESIGN AND
CONSTRUCTION

Replace Fire Alarm Systems,
Multiple Assets.

WESTERN RECEPTION AND
DIAGNOSTIC CORRECTIONAL
CENTER

3401 FARAON ST.
ST JOSEPH, MO 64506

PROJECT # C2325-01
SITE # 7012
ASSET # 9327012063

REVISION: _____
DATE: _____
REVISION: _____
DATE: _____
REVISION: _____
DATE: _____
ISSUE DATE: 08/02/2024

CAD DWG FILE: FSC
DRAWN BY: DB
CHECKED BY: JMA
DESIGNED BY: FSC

SHEET TITLE:
**PARK BUILDING-FIRST
FLOOR FIRE ALARM PLAN**

SHEET NUMBER:
FA600

37 OF 93 SHEETS
.08/02/2024

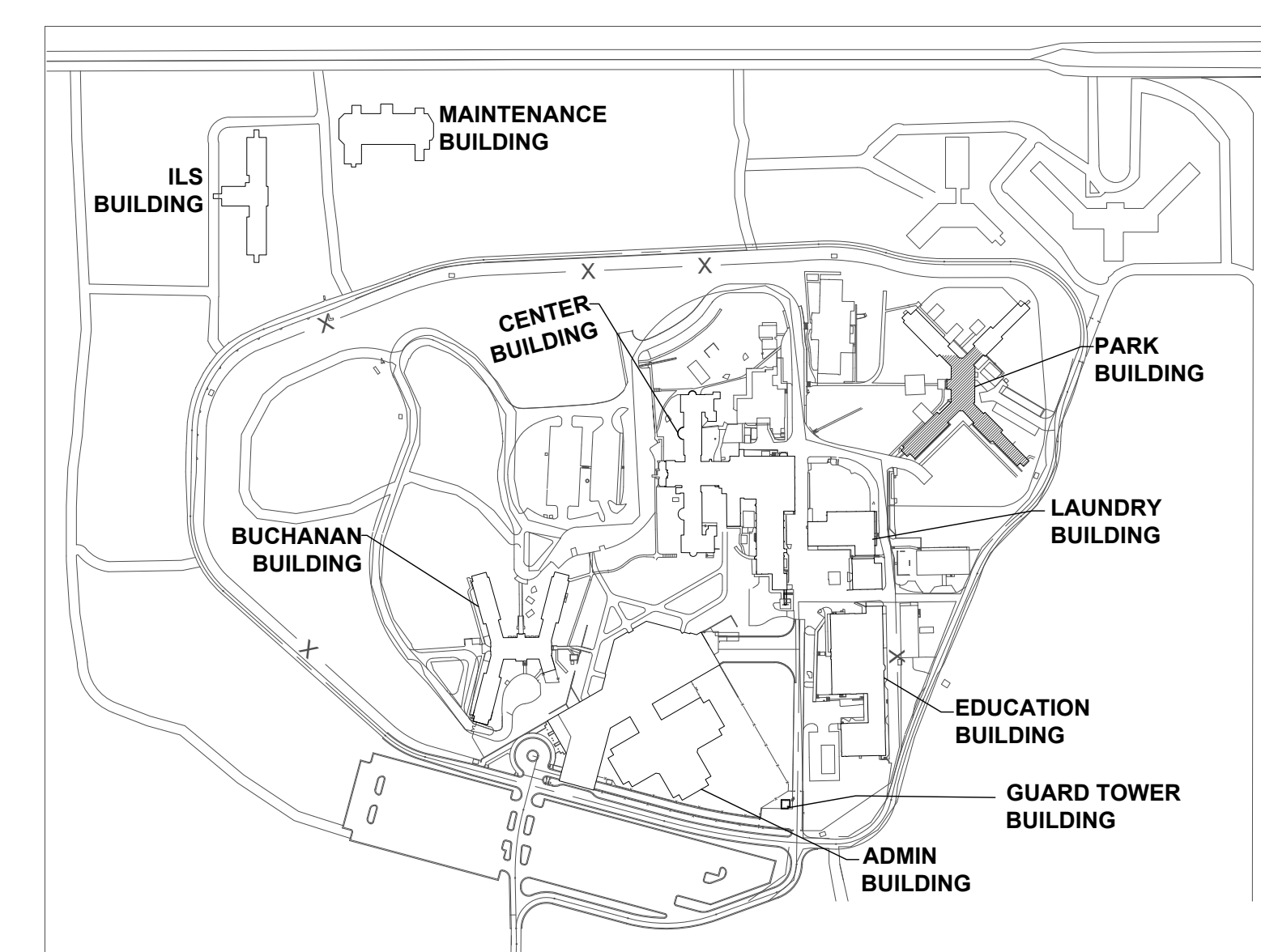
KEY NOTES FOR PARK BUILDING:

- ① LOCATION OF FACU. FACU SHALL BE CONNECTED TO FIBER LOOP FOR NETWORK CONNECTIVITY.
- ② ADDED NOTIFICATION APPLIANCE / INITIATING DEVICES TO MEET THE REQUIREMENTS OF NFPA 72.



1 PARK BUILDING - FIRST FLOOR FIRE ALARM PLAN
SCALE: 3/32" = 1'-0" NORTH

2 BASEMENT FLOOR FIRE ALARM PLAN
SCALE: 3/32" = 1'-0" NORTH



KEY PLAN



PROFESSIONAL SEAL



8675 W 96TH STREET
OVERLAND PARK, KS. 66212
PHONE: 816.33.4373
FAX: 913.722.3484

SCALE: 3/32"=1'-0" (IN FEET)
0 5' 10' 20'

OFFICE OF
ADMINISTRATION
DIVISION OF FACILITIES
MANAGEMENT,
DESIGN AND
CONSTRUCTION

Replace Fire Alarm Systems,
Multiple Assets.

WESTERN RECEPTION AND
DIAGNOSTIC CORRECTIONAL
CENTER

3401 FARAON ST.
ST JOSEPH, MO 64506

PROJECT # C2325-01
SITE # 7012
ASSET # 9327012063

REVISION: _____
DATE: _____
REVISION: _____
DATE: _____
REVISION: _____
DATE: _____
ISSUE DATE: 08/02/2024

CAD DWG FILE: FSC
DRAWN BY: DB
CHECKED BY: JMA
DESIGNED BY: FSC

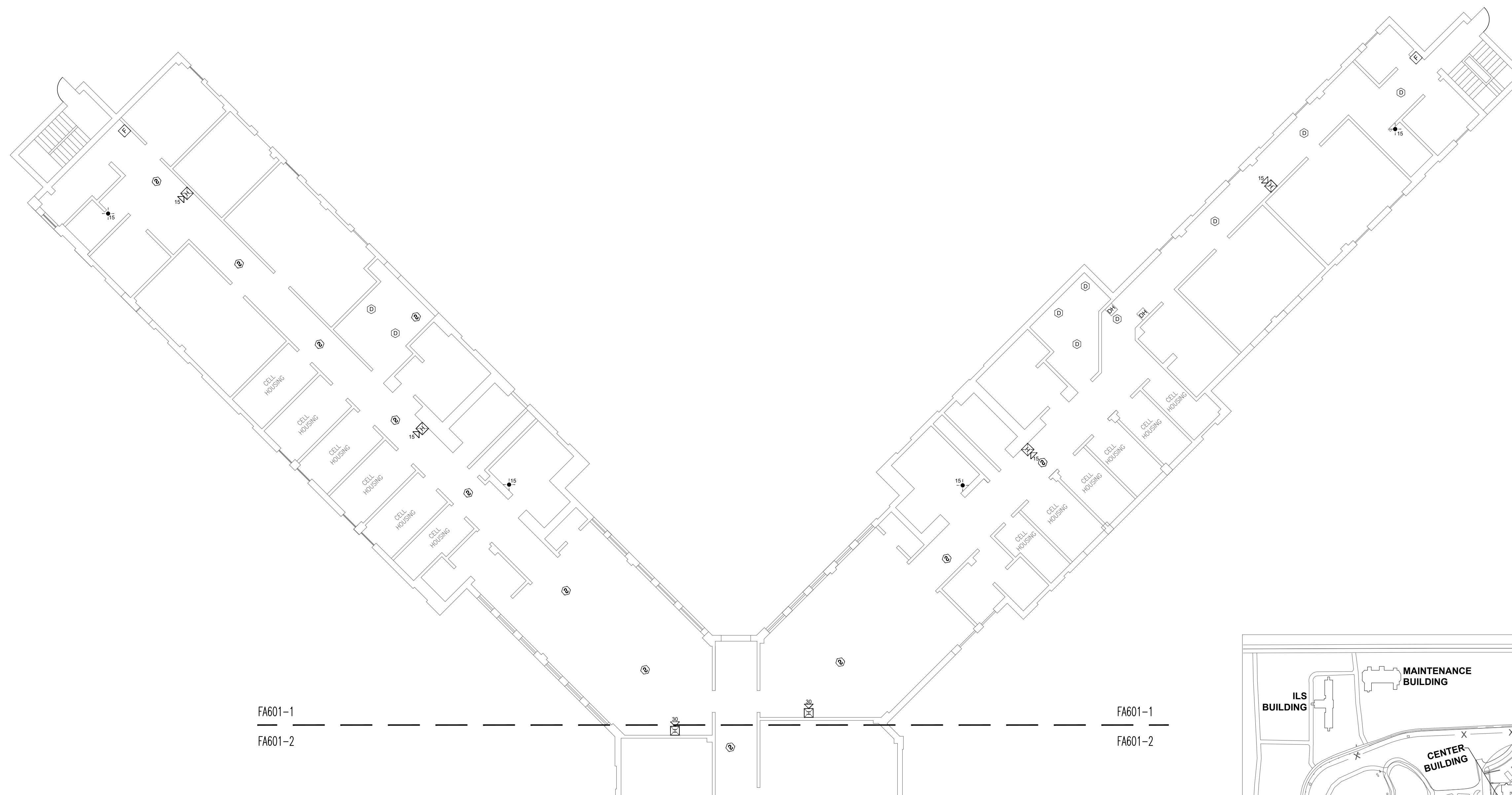
SHEET TITLE:
**PARK BUILDING-
SECOND FLOOR
FIRE ALARM PLAN
PART-1**

SHEET NUMBER:
FA601-1

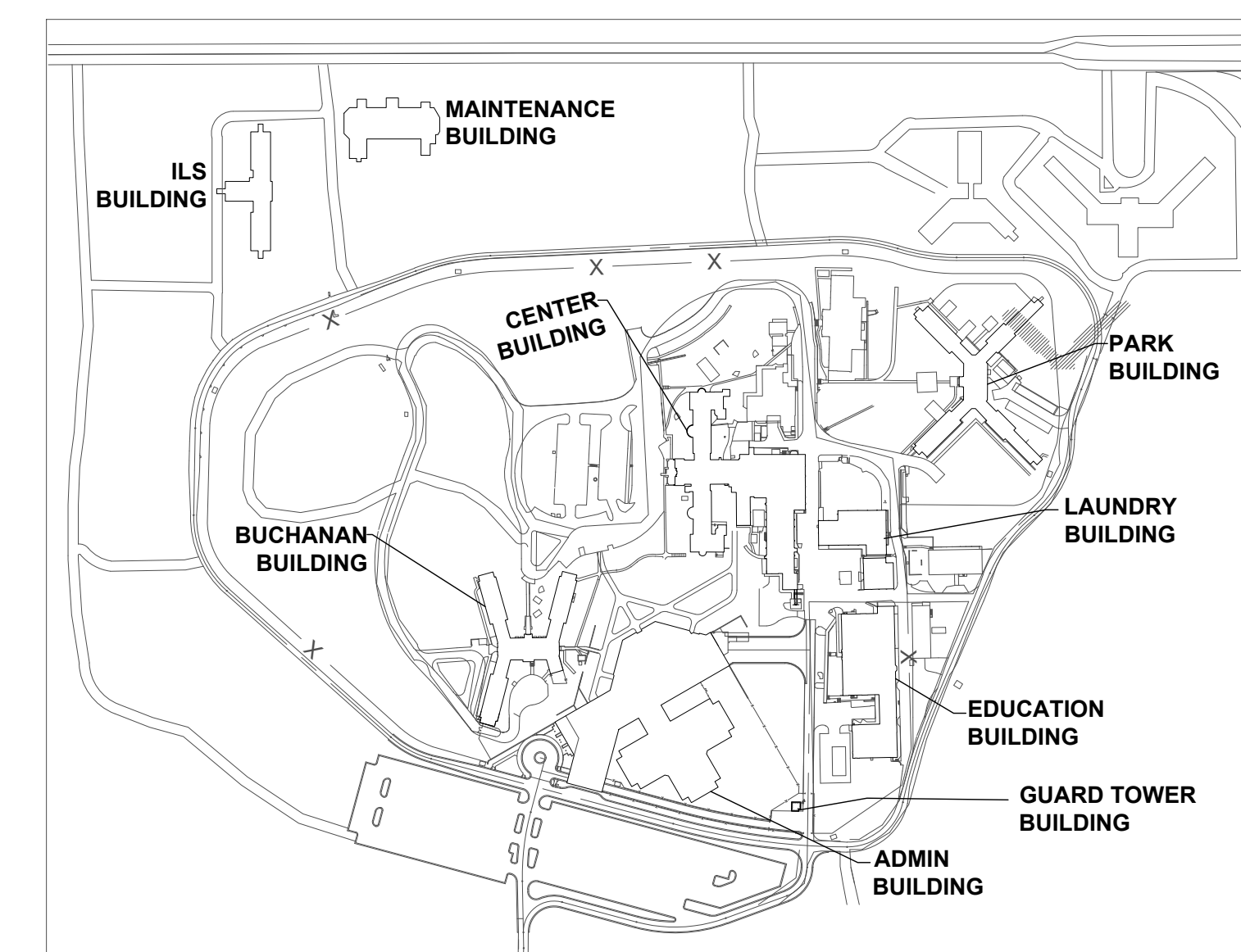
38 OF 93 SHEETS
.08/02/2024

KEY NOTES FOR PARK BUILDING:


- ① LOCATION OF FACU. FACU SHALL BE CONNECTED TO FIBER LOOP FOR NETWORK CONNECTIVITY.
- ② ADDED NOTIFICATION APPLIANCE / INITIATING DEVICES TO MEET THE REQUIREMENTS OF NFPA 72.



1 PARK BUILDING - SECOND FLOOR FIRE ALARM PLAN PART-1
SCALE: 3/32" = 1'-0"



KEY PLAN



PROFESSIONAL SEAL



8675 W 96TH STREET
OVERLAND PARK, KS. 66212
PHONE: 816.33.4373
FAX: 913.722.3484

SCALE: 3/32"=1'-0" (IN FEET)
0 5' 10' 20'

OFFICE OF
ADMINISTRATION
DIVISION OF FACILITIES
MANAGEMENT,
DESIGN AND
CONSTRUCTION

Replace Fire Alarm Systems,
Multiple Assets.

WESTERN RECEPTION AND
DIAGNOSTIC CORRECTIONAL
CENTER

3401 FARAON ST.
ST JOSEPH, MO 64506

PROJECT # C2325-01
SITE # 7012
ASSET # 9327012063

REVISION: _____
DATE: _____
REVISION: _____
DATE: _____
REVISION: _____
DATE: _____

ISSUE DATE: 08/02/2024

CAD DWG FILE: FSC
DRAWN BY: DB
CHECKED BY: JMA
DESIGNED BY: FSC

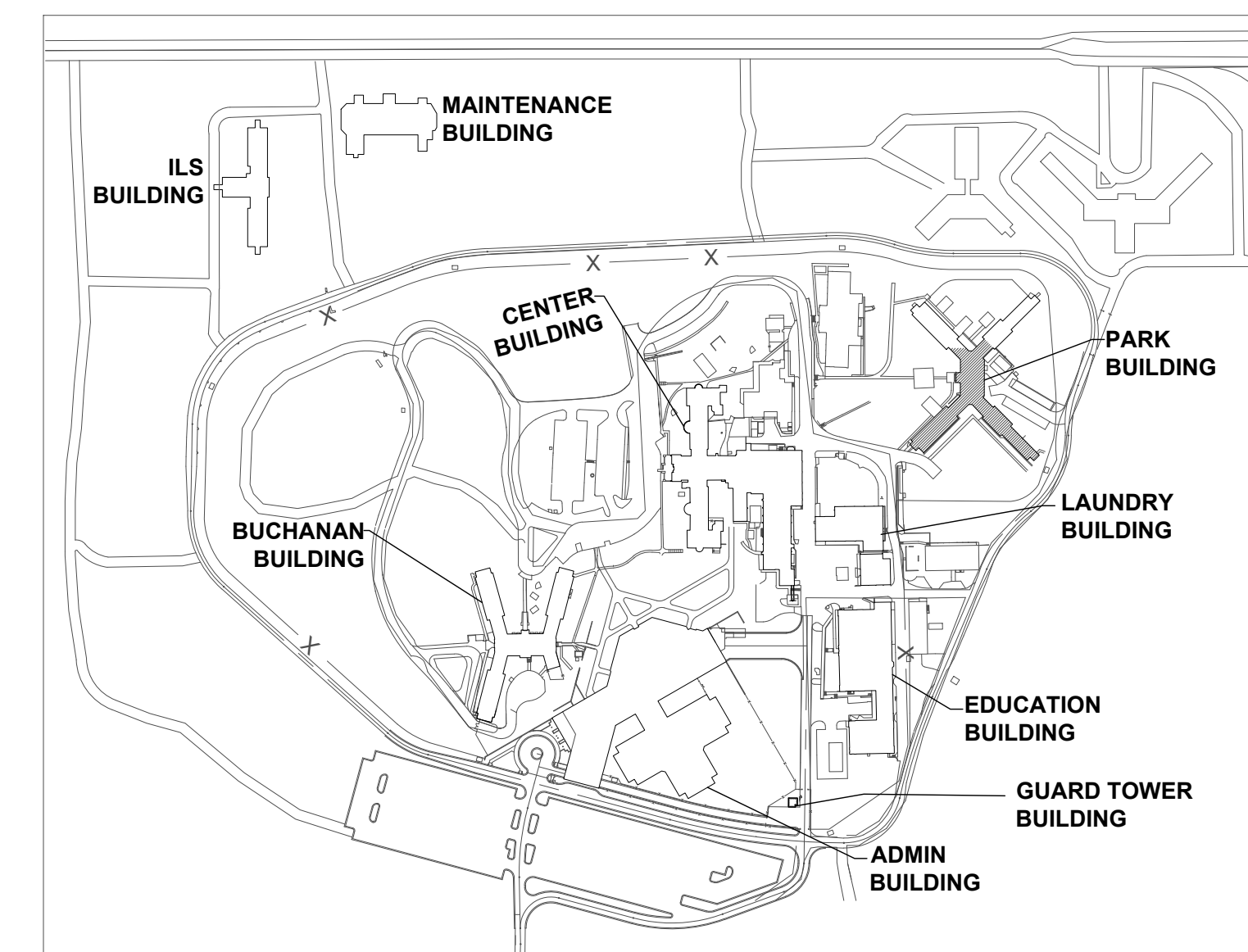
SHEET TITLE:
**PARK BUILDING-SECOND
FLOOR FIRE ALARM PLAN
PART-2**

SHEET NUMBER:
FA601-2

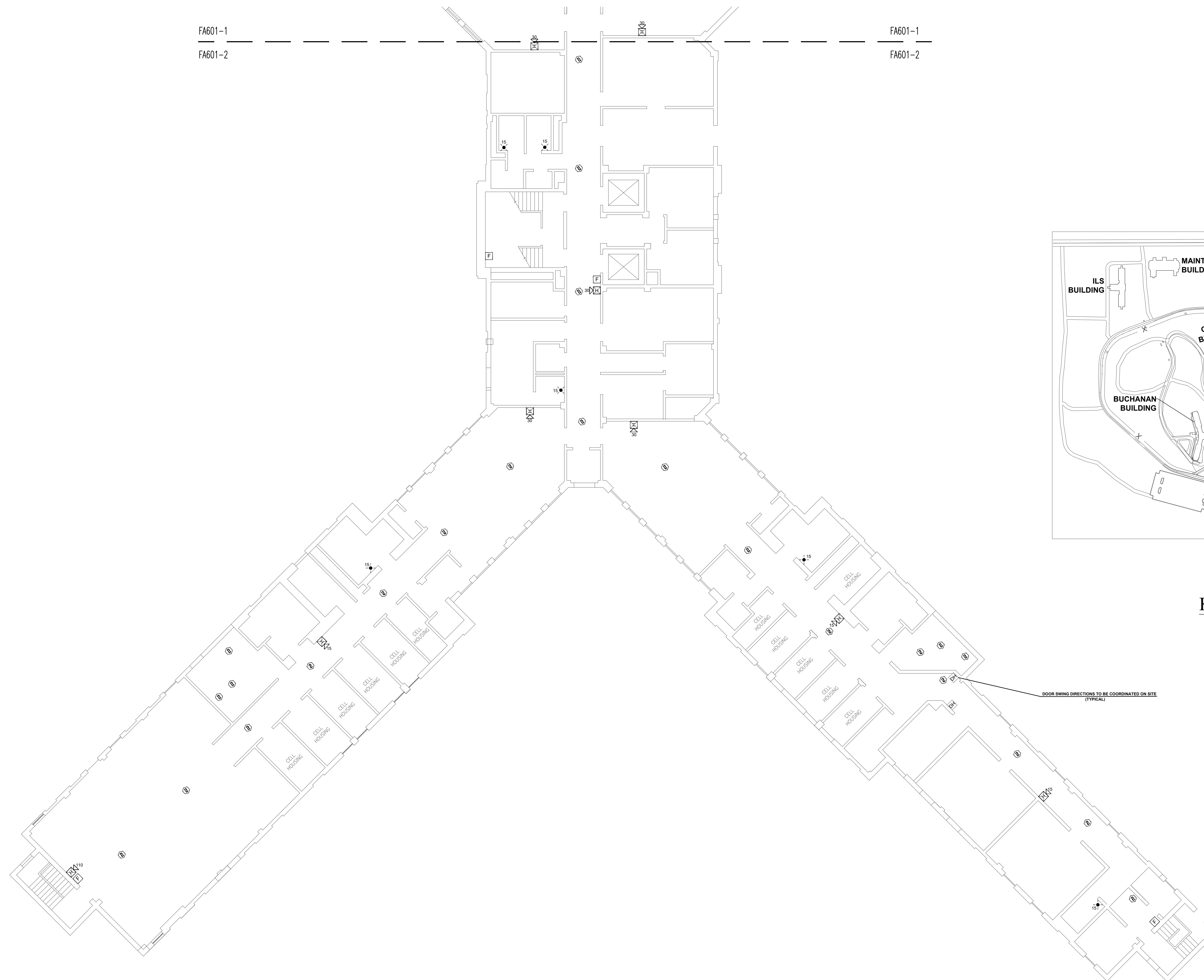
39 OF 93 SHEETS
.08/02/2024

KEY NOTES FOR PARK BUILDING:

- ① LOCATION OF FACU. FACU SHALL BE CONNECTED TO FIBER LOOP FOR NETWORK CONNECTIVITY.
- ② ADDED NOTIFICATION APPLIANCE / INITIATING DEVICES TO MEET THE REQUIREMENTS OF NFPA 72.



KEY PLAN



1 PARK BUILDING - SECOND FLOOR FIRE ALARM PLAN PART-2
SCALE: 3/32" = 1'-0"





PROFESSIONAL SEAL



8675 W 96TH STREET
OVERLAND PARK, KS. 66212
PHONE: 816.33.4373
FAX: 913.722.3484

SCALE: 3/32"=1'-0" (IN FEET)
0 5 10 20

OFFICE OF
ADMINISTRATION
DIVISION OF FACILITIES
MANAGEMENT,
DESIGN AND
CONSTRUCTION

Replace Fire Alarm Systems,
Multiple Assets.

WESTERN RECEPTION AND
DIAGNOSTIC CORRECTIONAL
CENTER

3401 FARAON ST.
ST JOSEPH, MO 64506

PROJECT # C2325-01
SITE # 7012
ASSET # 9327012063

REVISION: _____
DATE: _____
REVISION: _____
DATE: _____
REVISION: _____
DATE: _____
ISSUE DATE: 08/02/2024

CAD DWG FILE: FSC
DRAWN BY: DB
CHECKED BY: JMA
DESIGNED BY: FSC

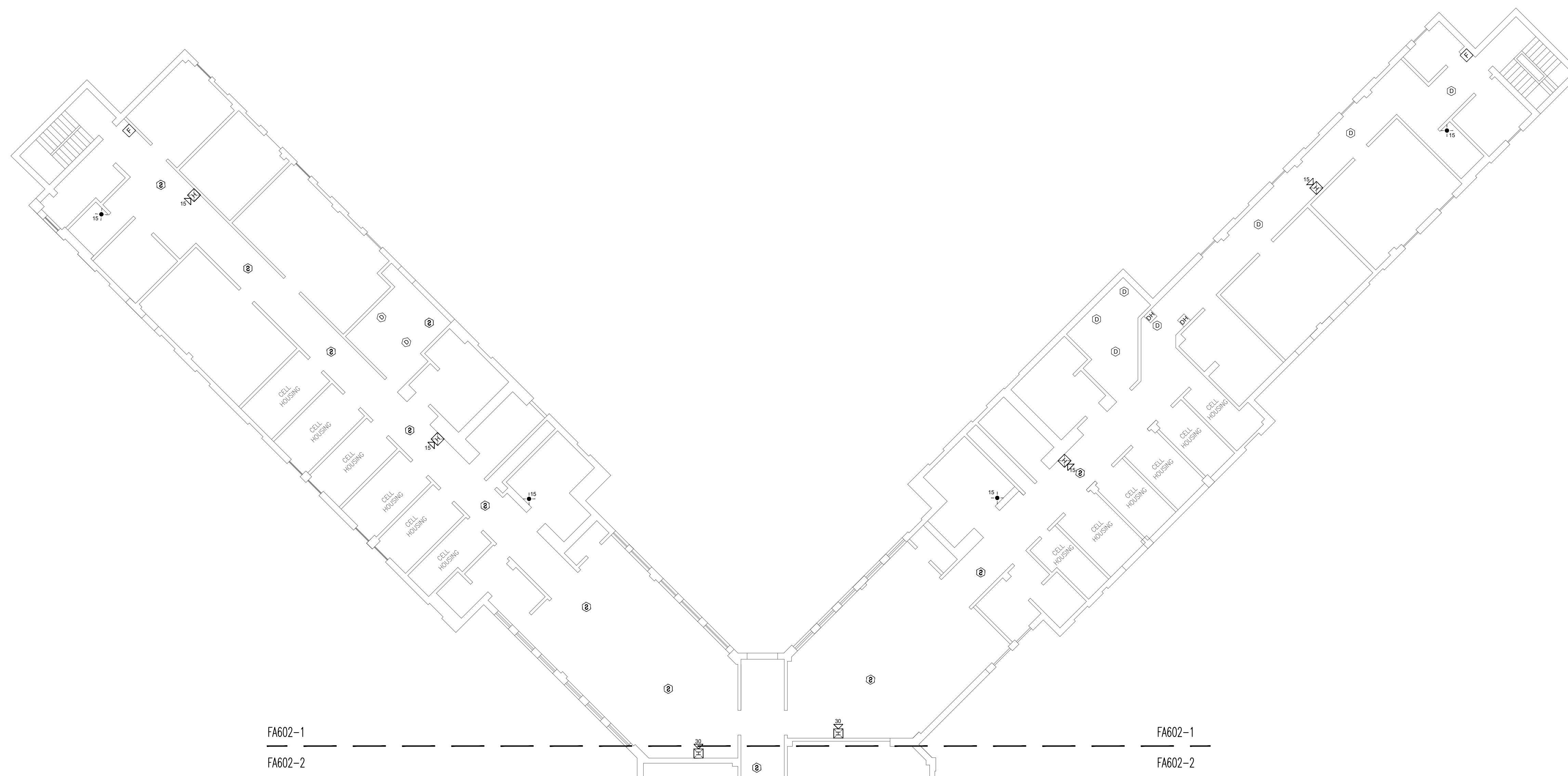
SHEET TITLE:
**PARK BUILDING
THIRD FLOOR FIRE
ALARM PLAN PART-1**

SHEET NUMBER:
FA602-1

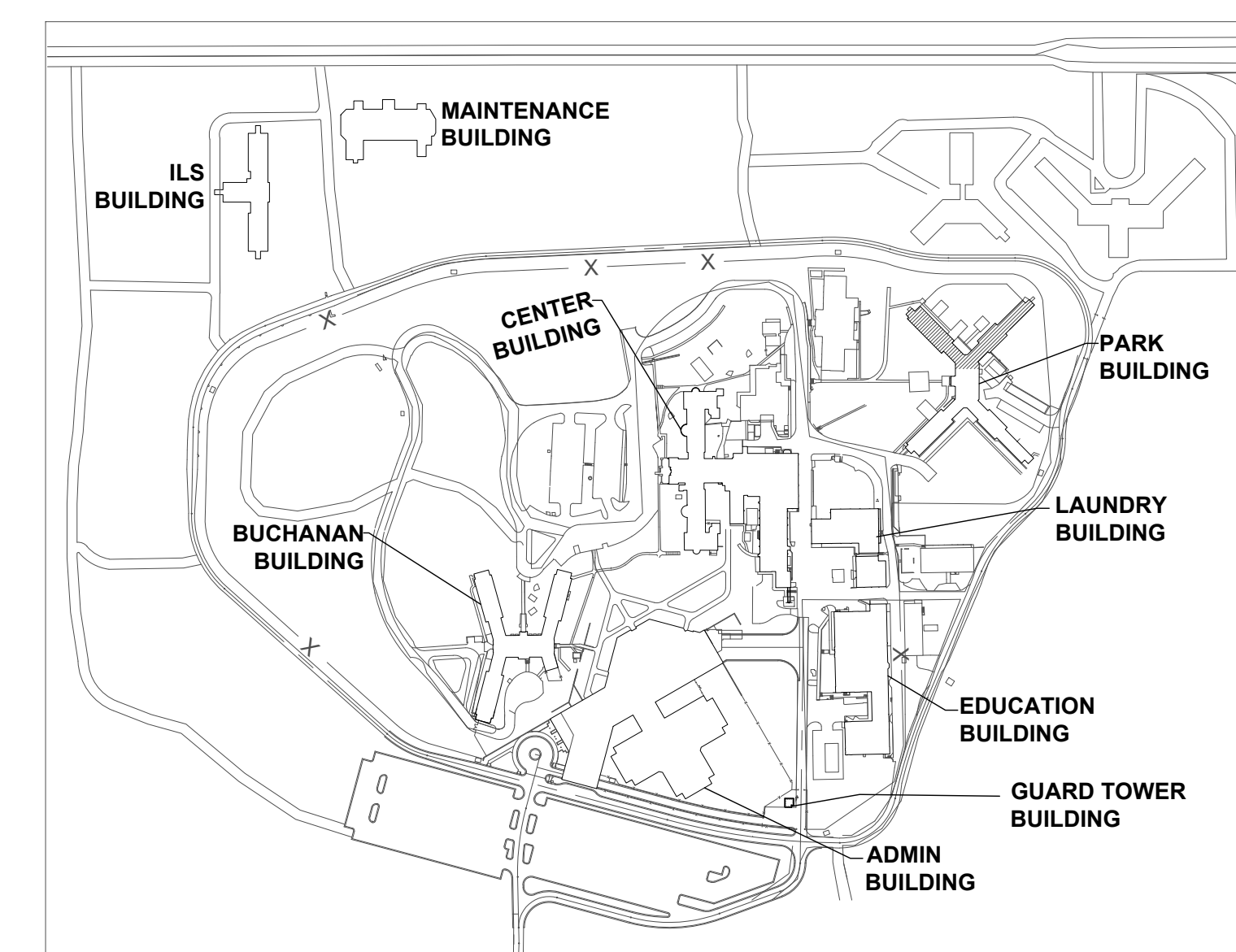
40 OF 93 SHEETS
.08/02/2024

KEY NOTES FOR PARK BUILDING:

- ① LOCATION OF FACU. FACU SHALL BE CONNECTED TO FIBER LOOP FOR NETWORK CONNECTIVITY.
- ② ADDED NOTIFICATION APPLIANCE / INITIATING DEVICES TO MEET THE REQUIREMENTS OF NFPA 72.



1 PARK BUILDING -THIRD FLOOR FIRE ALARM PLAN PART-1
SCALE: 3/32" = 1'-0"



KEY PLAN



PROFESSIONAL SEAL



8675 W 96TH STREET
OVERLAND PARK, KS. 66212
PHONE: 816.33.4373
FAX: 913.722.3484

SCALE: 3/32"=1'-0" (IN FEET)
0 5' 10' 20'

OFFICE OF
ADMINISTRATION
DIVISION OF FACILITIES
MANAGEMENT,
DESIGN AND
CONSTRUCTION

Replace Fire Alarm Systems,
Multiple Assets.

WESTERN RECEPTION AND
DIAGNOSTIC CORRECTIONAL
CENTER

3401 FARAON ST.
ST JOSEPH, MO 64506

PROJECT # C2325-01
SITE # 7012
ASSET # 9327012063

REVISION: _____
DATE: _____
REVISION: _____
DATE: _____
REVISION: _____
DATE: _____
ISSUE DATE: 08/02/2024

CAD DWG FILE: FSC
DRAWN BY: DB
CHECKED BY: JMA
DESIGNED BY: FSC

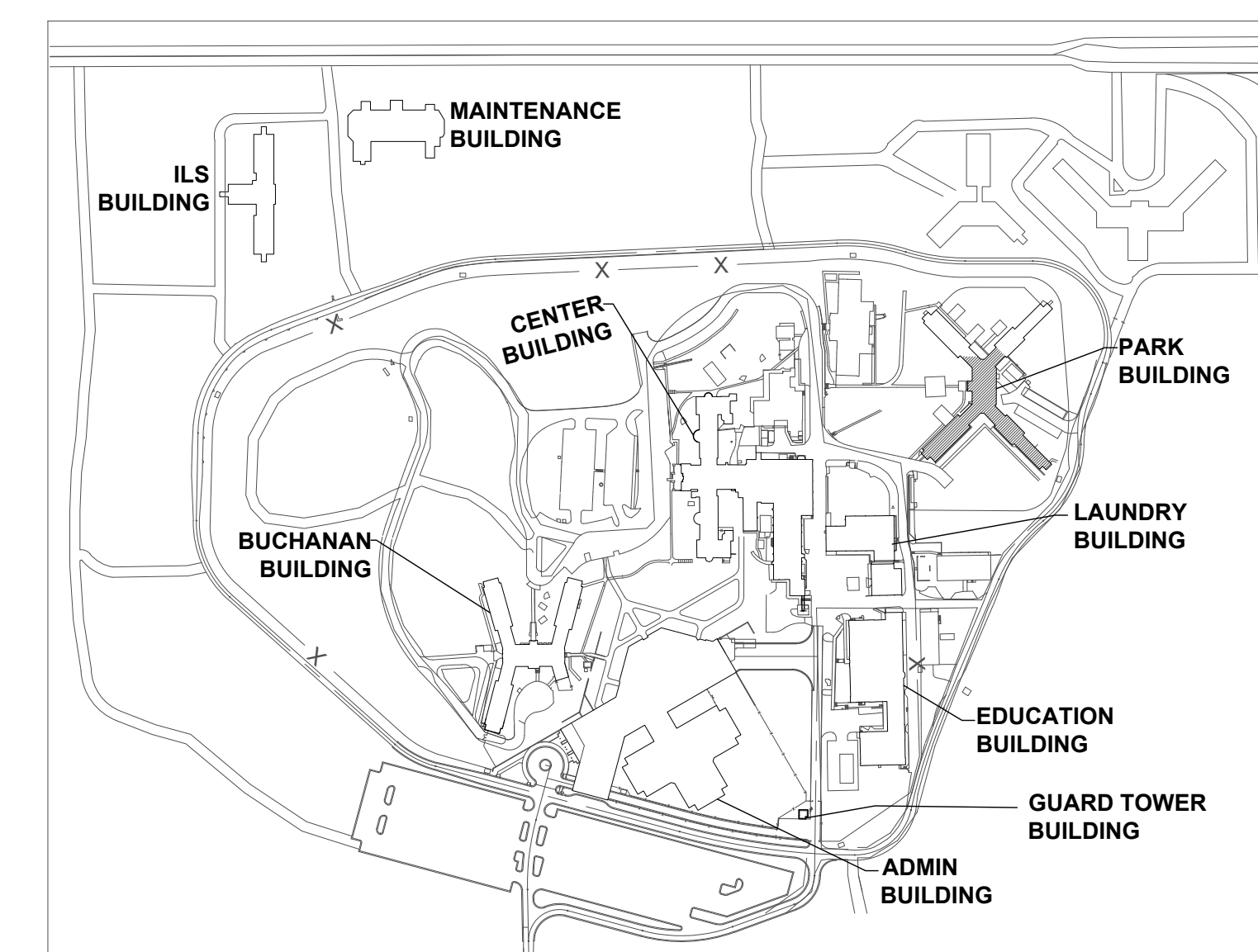
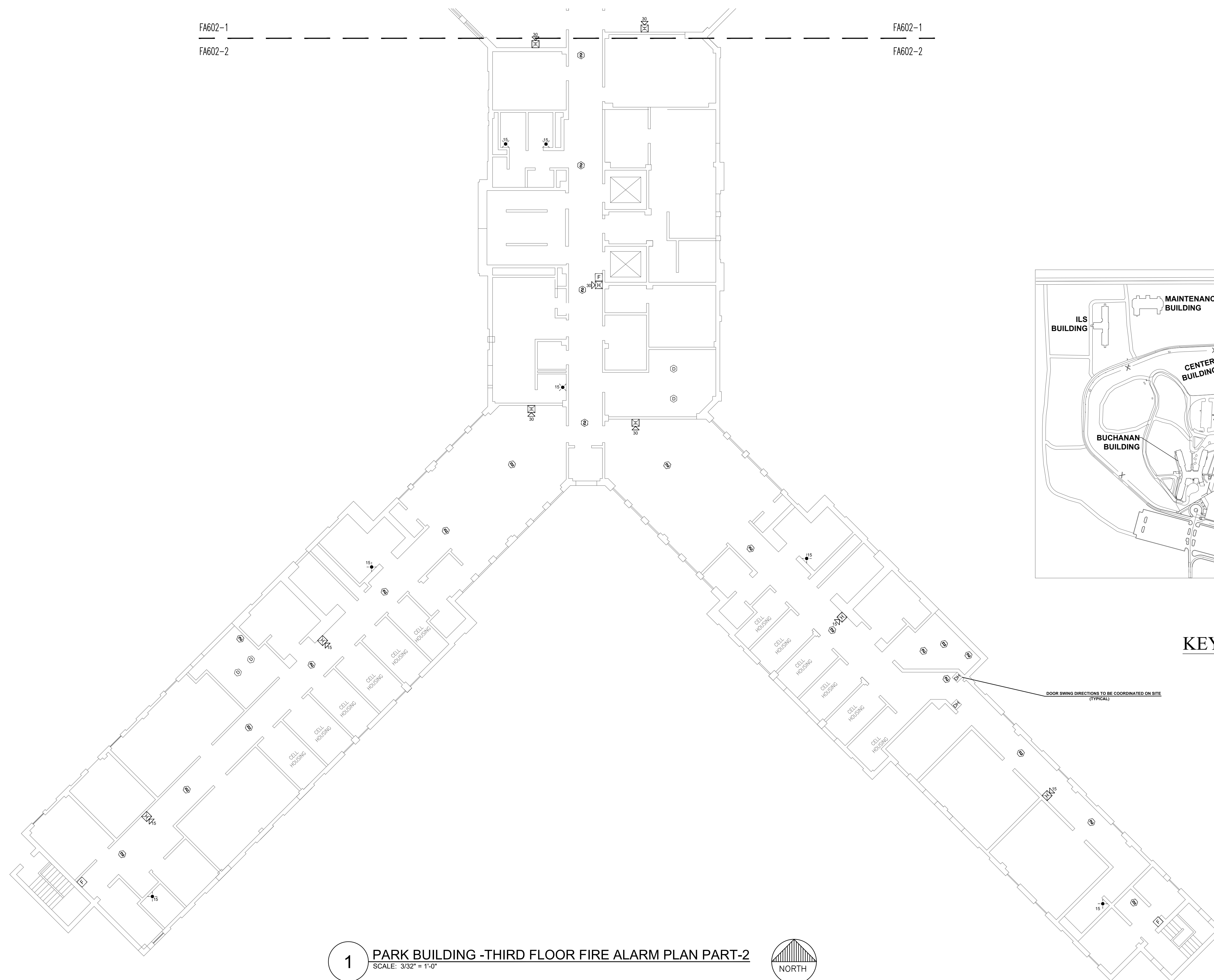
SHEET TITLE:
**PARK BUILDING-THIRD
FLOOR FIRE ALARM
PLAN PART-2**

SHEET NUMBER:
FA602-2

41 OF 93 SHEETS
.08/02/2024

KEY NOTES FOR PARK BUILDING:


- ① LOCATION OF FACU. FACU SHALL BE CONNECTED TO FIBER LOOP FOR NETWORK CONNECTIVITY.
- ② ADDED NOTIFICATION APPLIANCE / INITIATING DEVICES TO MEET THE REQUIREMENTS OF NFPA 72.



KEY PLAN

1 PARK BUILDING -THIRD FLOOR FIRE ALARM PLAN PART-2
SCALE: 3/32" = 1'-0"





PROFESSIONAL SEAL



8675 W 96TH STREET
OVERLAND PARK, KS. 66212
PHONE: 816.33.4373
FAX: 913.722.3484

SCALE: 3/32"=1'-0" (IN FEET)
0 5 10 20

OFFICE OF
ADMINISTRATION
DIVISION OF FACILITIES
MANAGEMENT,
DESIGN AND
CONSTRUCTION

Replace Fire Alarm Systems,
Multiple Assets.

WESTERN RECEPTION AND
DIAGNOSTIC CORRECTIONAL
CENTER

3401 FARAON ST.
ST JOSEPH, MO 64506

PROJECT # C2325-01
SITE # 7012
ASSET # 9327012063

REVISION: _____
DATE: _____
REVISION: _____
DATE: _____
REVISION: _____
DATE: _____
ISSUE DATE: 08/02/2024

CAD DWG FILE: FSC
DRAWN BY: DB
CHECKED BY: JMA
DESIGNED BY: FSC

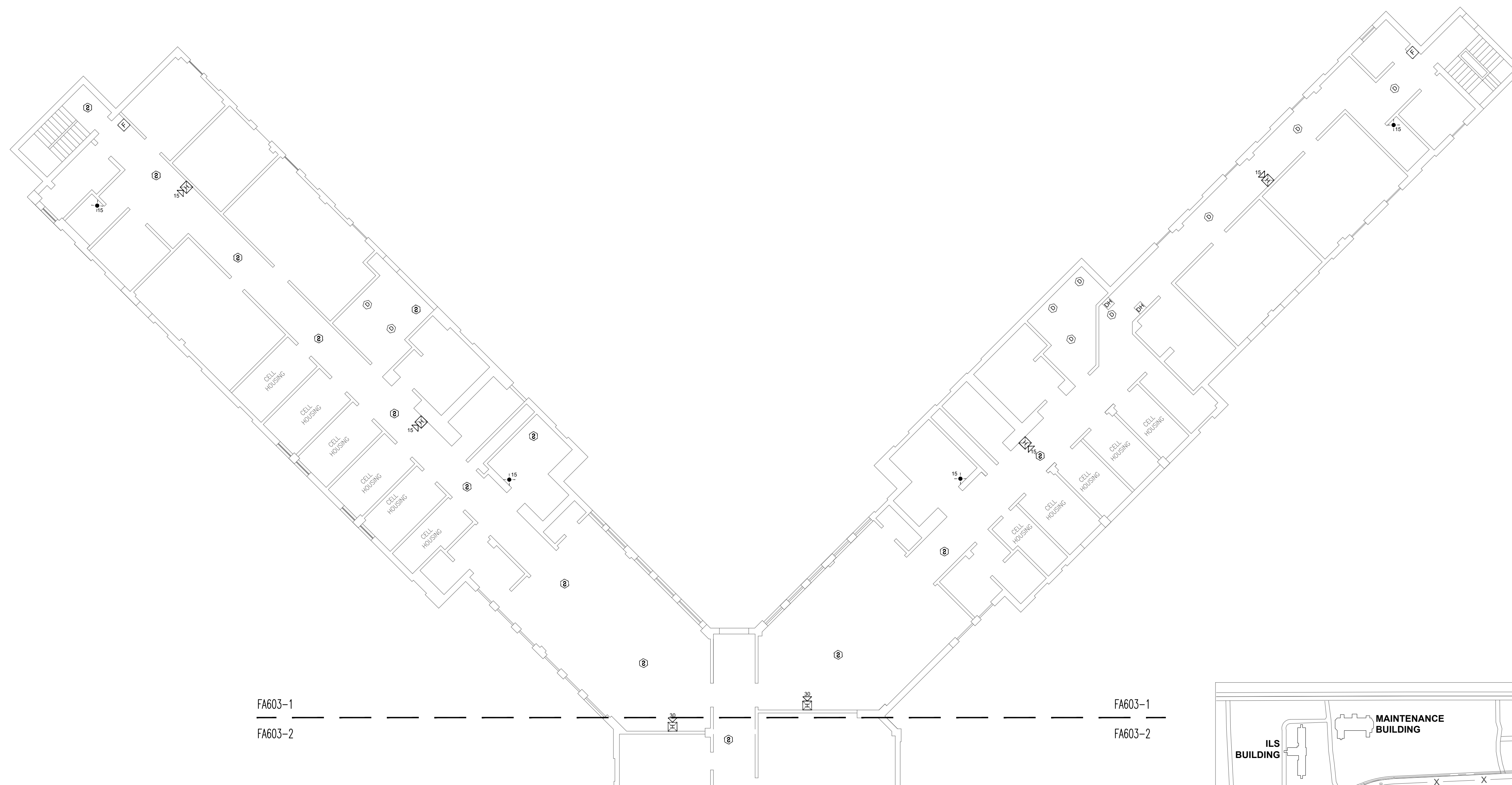
SHEET TITLE:
**PARK BUILDING-FOURTH
FLOOR FIRE ALARM
PLAN PART-1**

SHEET NUMBER:
FA603-1

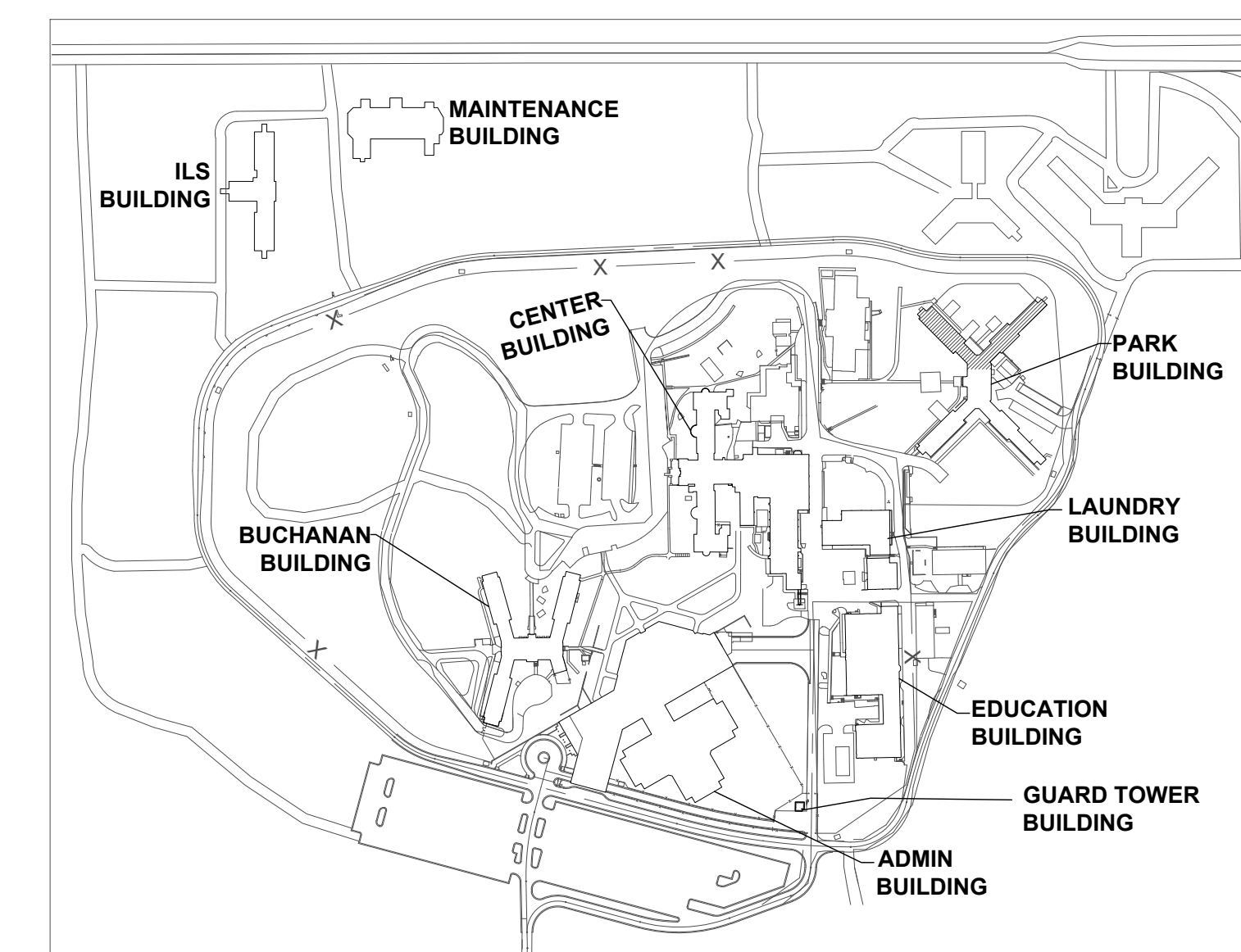
42 OF 93 SHEETS
.08/02/2024

KEY NOTES FOR PARK BUILDING:

- ① LOCATION OF FACU. FACU SHALL BE CONNECTED TO FIBER LOOP FOR NETWORK CONNECTIVITY.
- ② ADDED NOTIFICATION APPLIANCE / INITIATING DEVICES TO MEET THE REQUIREMENTS OF NFPA 72.



1 PARK BUILDING - FOURTH FLOOR FIRE ALARM PLAN PART-1
SCALE: 3/32" = 1'-0"



KEY PLAN



PROFESSIONAL SEAL



8675 W 96TH STREET
OVERLAND PARK, KS. 66212
PHONE: 816.33.4373
FAX: 913.722.3484

SCALE: 3/32"=1'-0"
0 5' 10' 20'
(IN FEET)

OFFICE OF
ADMINISTRATION
DIVISION OF FACILITIES
MANAGEMENT,
DESIGN AND
CONSTRUCTION

Replace Fire Alarm Systems,
Multiple Assets.

WESTERN RECEPTION AND
DIAGNOSTIC CORRECTIONAL
CENTER

3401 FARAON ST.
ST JOSEPH, MO 64506

PROJECT # C2325-01
SITE # 7012
ASSET # 9327012063

REVISION: _____
DATE: _____
REVISION: _____
DATE: _____
REVISION: _____
DATE: _____
ISSUE DATE: 08/02/2024

CAD DWG FILE: FSC
DRAWN BY: DB
CHECKED BY: JMA
DESIGNED BY: FSC

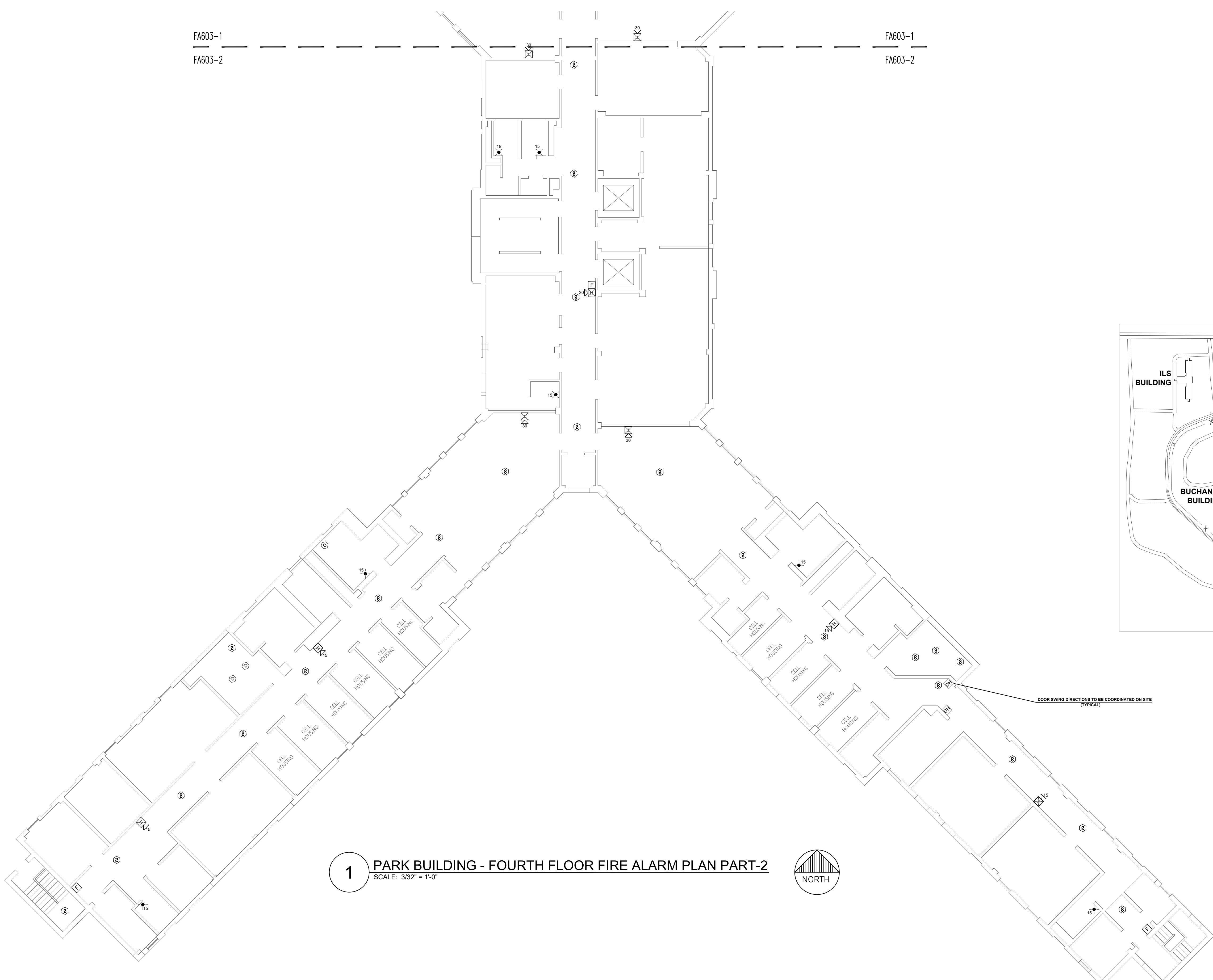
SHEET TITLE:
**PARK BUILDING-FOURTH
FLOOR FIRE ALARM PLAN
PART-2**

SHEET NUMBER:
FA603-2

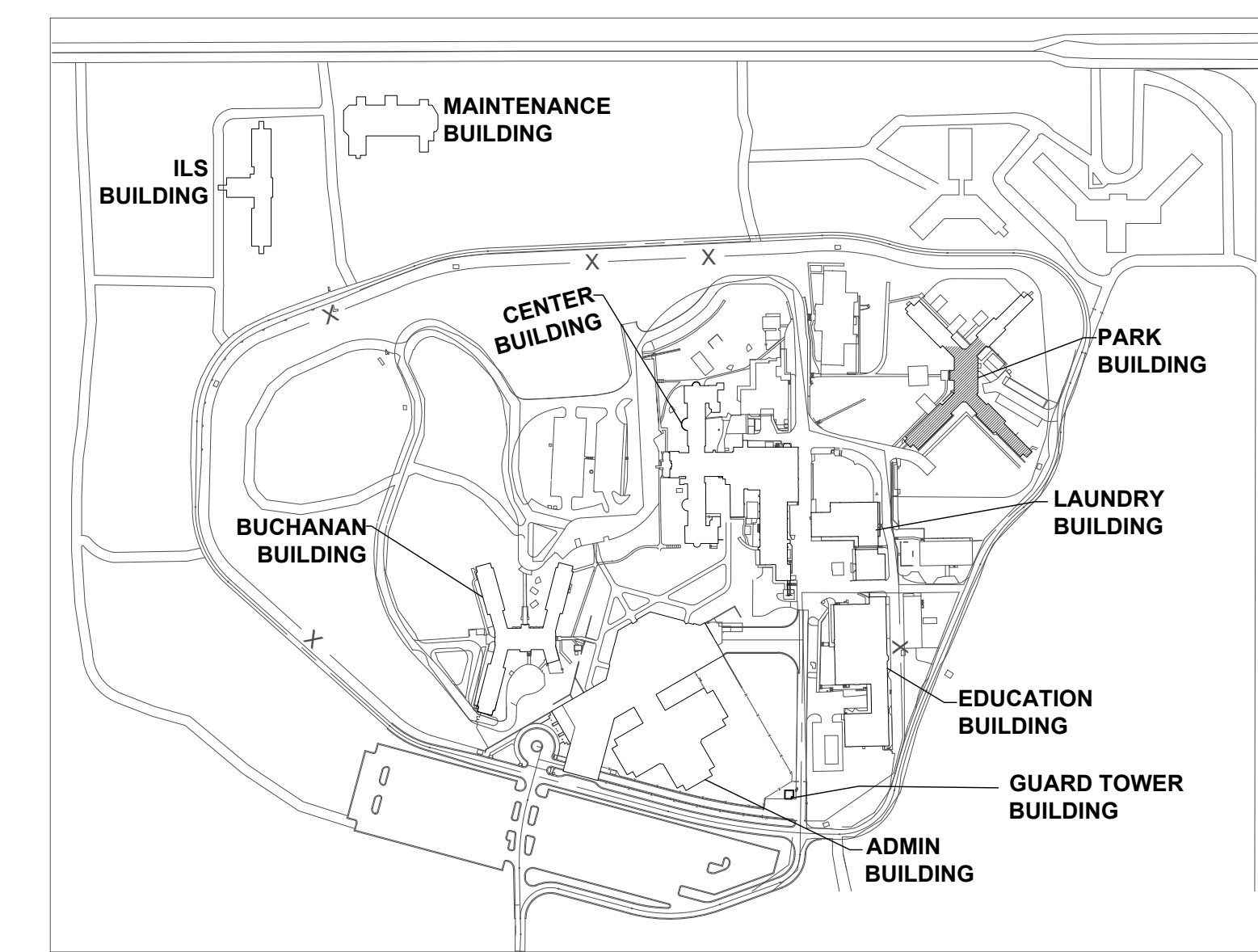
43 OF 93 SHEETS
.08/02/2024

KEY NOTES FOR PARK BUILDING:

- ① LOCATION OF FACU. FACU SHALL BE CONNECTED TO FIBER LOOP FOR NETWORK CONNECTIVITY.
- ② ADDED NOTIFICATION APPLIANCE / INITIATING DEVICES TO MEET THE REQUIREMENTS OF NFPA 72.



1 PARK BUILDING - FOURTH FLOOR FIRE ALARM PLAN PART-2
SCALE: 3/32" = 1'-0"



KEY PLAN

DOOR SWING DIRECTIONS TO BE COORDINATED ON SITE (TYPICAL)



PROFESSIONAL SEAL



8675 W 96TH STREET
OVERLAND PARK, KS. 66212
PHONE: 816.33.4373
FAX: 913.722.3484

SCALE: 3/32"=1'-0" (IN FEET)
0 5 10 20

OFFICE OF
ADMINISTRATION
DIVISION OF FACILITIES
MANAGEMENT,
DESIGN AND
CONSTRUCTION

Replace Fire Alarm Systems,
Multiple Assets.

WESTERN RECEPTION AND
DIAGNOSTIC CORRECTIONAL
CENTER

3401 FARAON ST.
ST JOSEPH, MO 64506

PROJECT # C2325-01
SITE # 7012
ASSET # 9327012063

REVISION: _____
DATE: _____
REVISION: _____
DATE: _____
REVISION: _____
DATE: _____
ISSUE DATE: 08/02/2024

CAD DWG FILE: FSC
DRAWN BY: DB
CHECKED BY: JMA
DESIGNED BY: FSC

SHEET TITLE:
**PARK BUILDING-FIFTH
FLOOR FIRE ALARM PLAN
PART-1**

SHEET NUMBER:
FA604-1

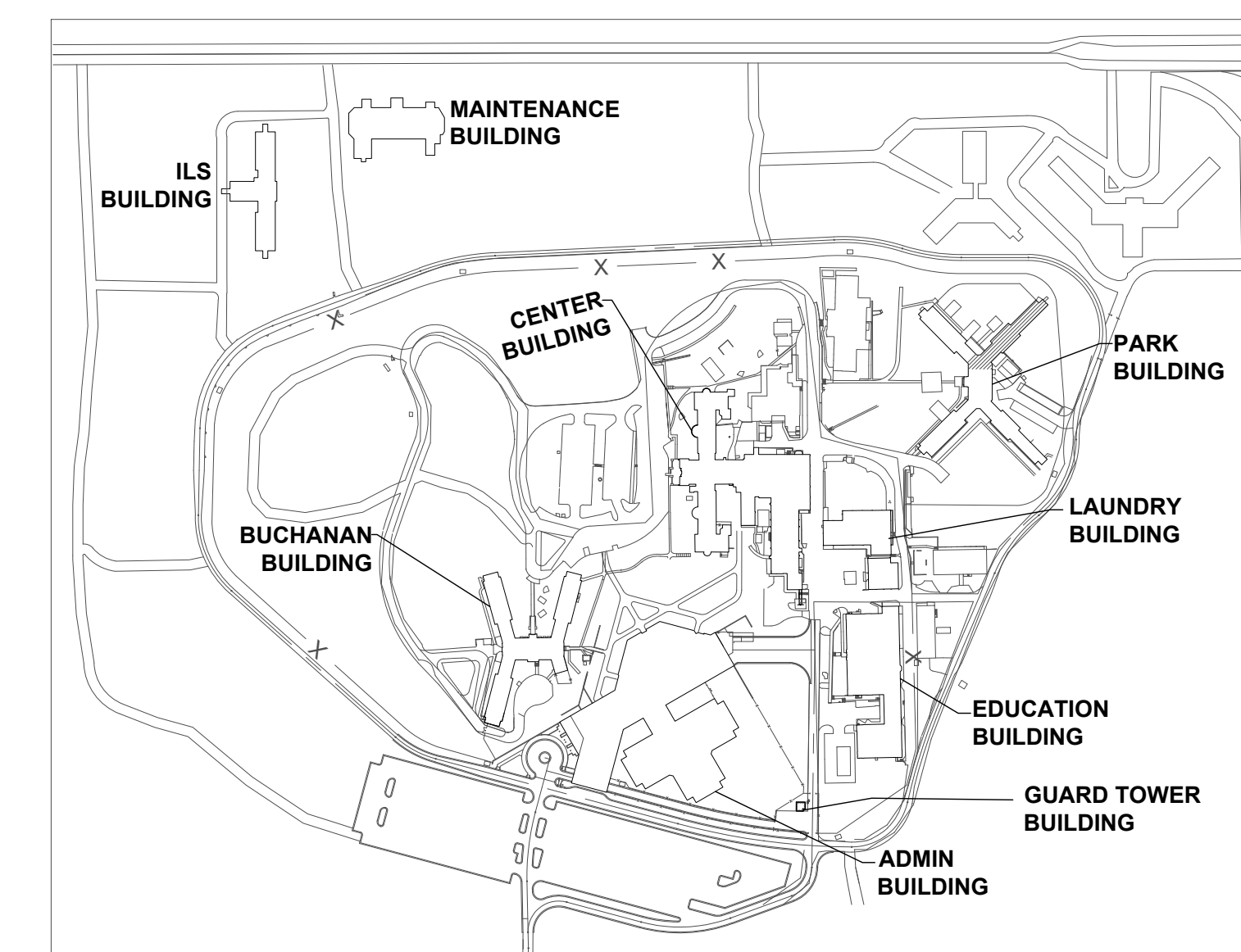
44 OF 93 SHEETS
.08/02/2024

KEY NOTES FOR PARK BUILDING:

- ① LOCATION OF FACU. FACU SHALL BE CONNECTED TO FIBER LOOP FOR NETWORK CONNECTIVITY.
- ② ADDED NOTIFICATION APPLIANCE / INITIATING DEVICES TO MEET THE REQUIREMENTS OF NFPA 72.



1 PARK BUILDING - FIFTH FLOOR FIRE ALARM PLAN PART-1
SCALE: 3/32" = 1'-0"



KEY PLAN



PROFESSIONAL SEAL



8675 W 96TH STREET
OVERLAND PARK, KS. 66212
PHONE: 816.33.4373
FAX: 913.722.3484

SCALE: 3/32"=1'-0" (IN FEET)
0 5 10 20

OFFICE OF
ADMINISTRATION
DIVISION OF FACILITIES
MANAGEMENT,
DESIGN AND
CONSTRUCTION

Replace Fire Alarm Systems,
Multiple Assets.

WESTERN RECEPTION AND
DIAGNOSTIC CORRECTIONAL
CENTER

3401 FARAON ST.
ST JOSEPH, MO 64506

PROJECT # C2325-01
SITE # 7012
ASSET # 9327012063

REVISION: _____
DATE: _____
REVISION: _____
DATE: _____
REVISION: _____
DATE: _____
ISSUE DATE: 08/02/2024

CAD DWG FILE: FSC
DRAWN BY: DB
CHECKED BY: JMA
DESIGNED BY: FSC

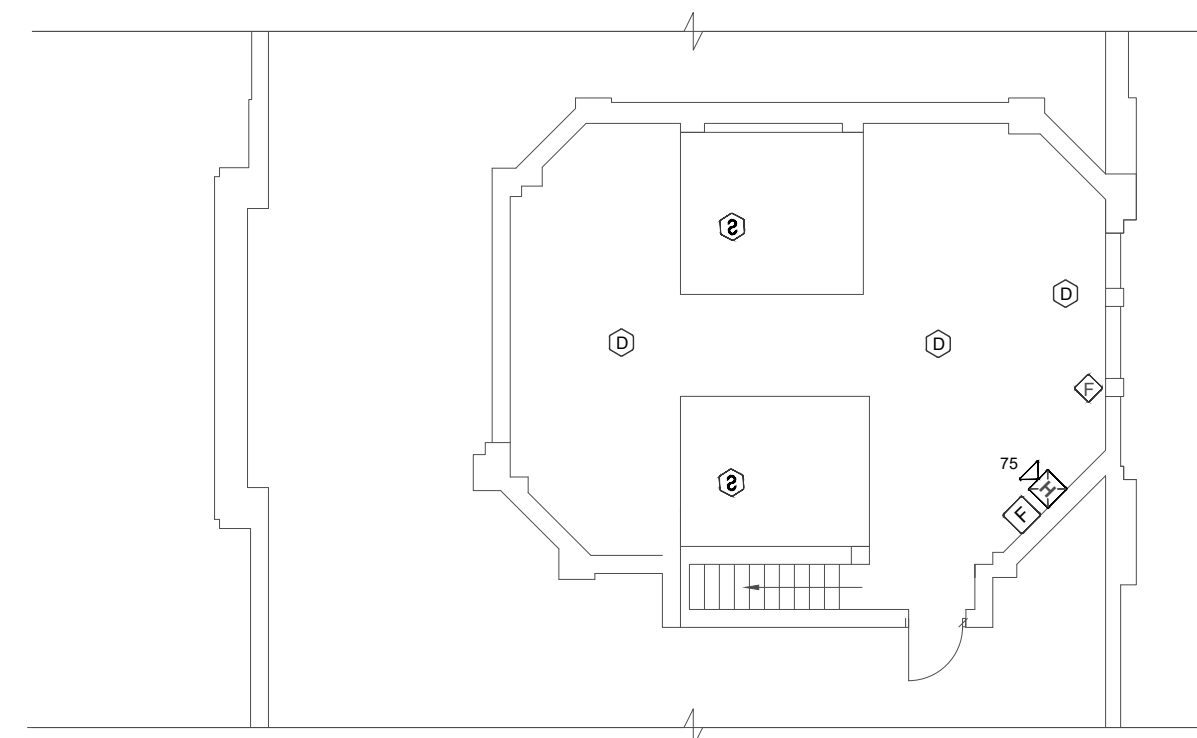
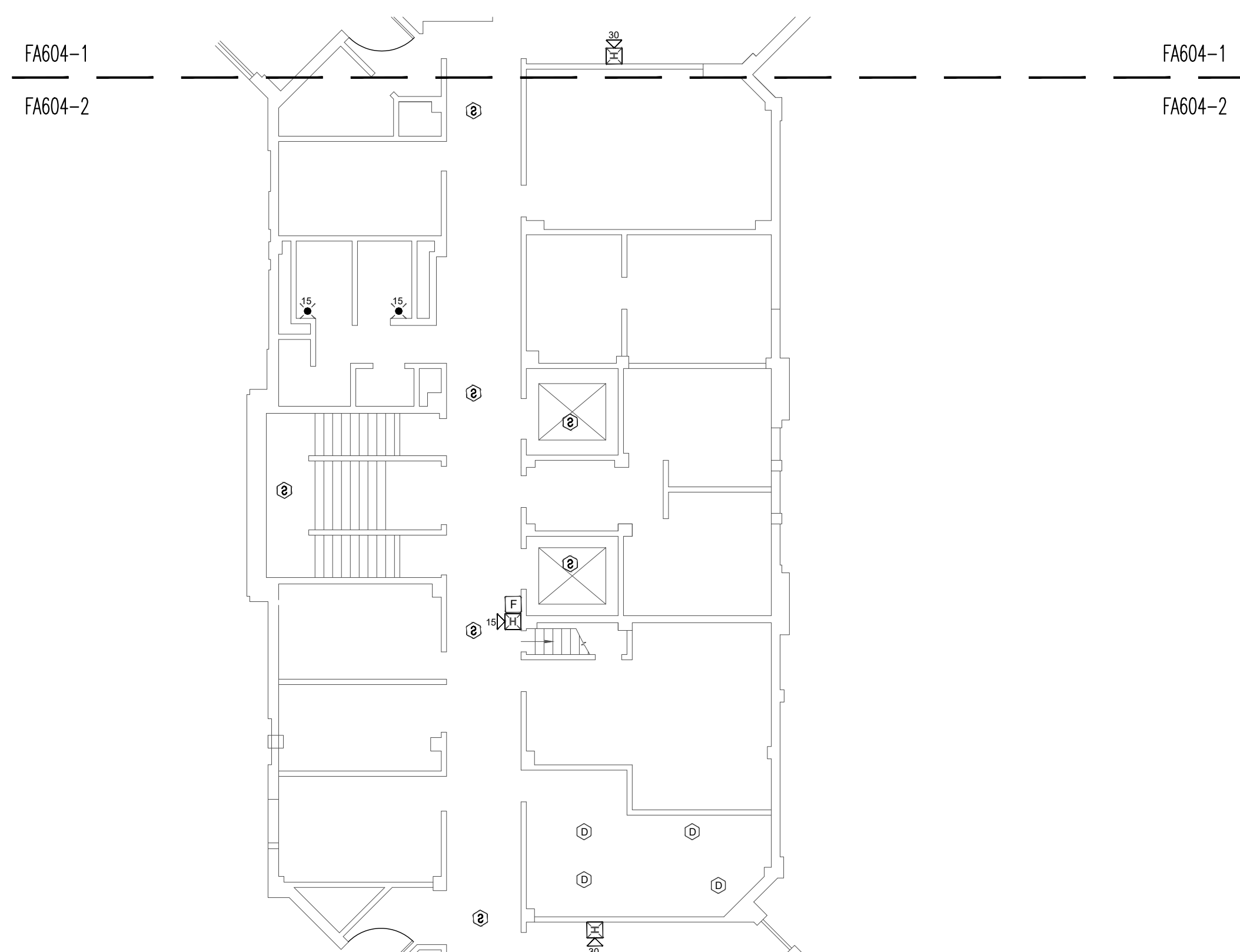
SHEET TITLE:
**PARK BUILDING-FIFTH
FLOOR FIRE ALARM
PLAN PART-2**

SHEET NUMBER:
FA604-2

45 OF 93 SHEETS
.08/02/2024

KEY NOTES FOR PARK BUILDING:

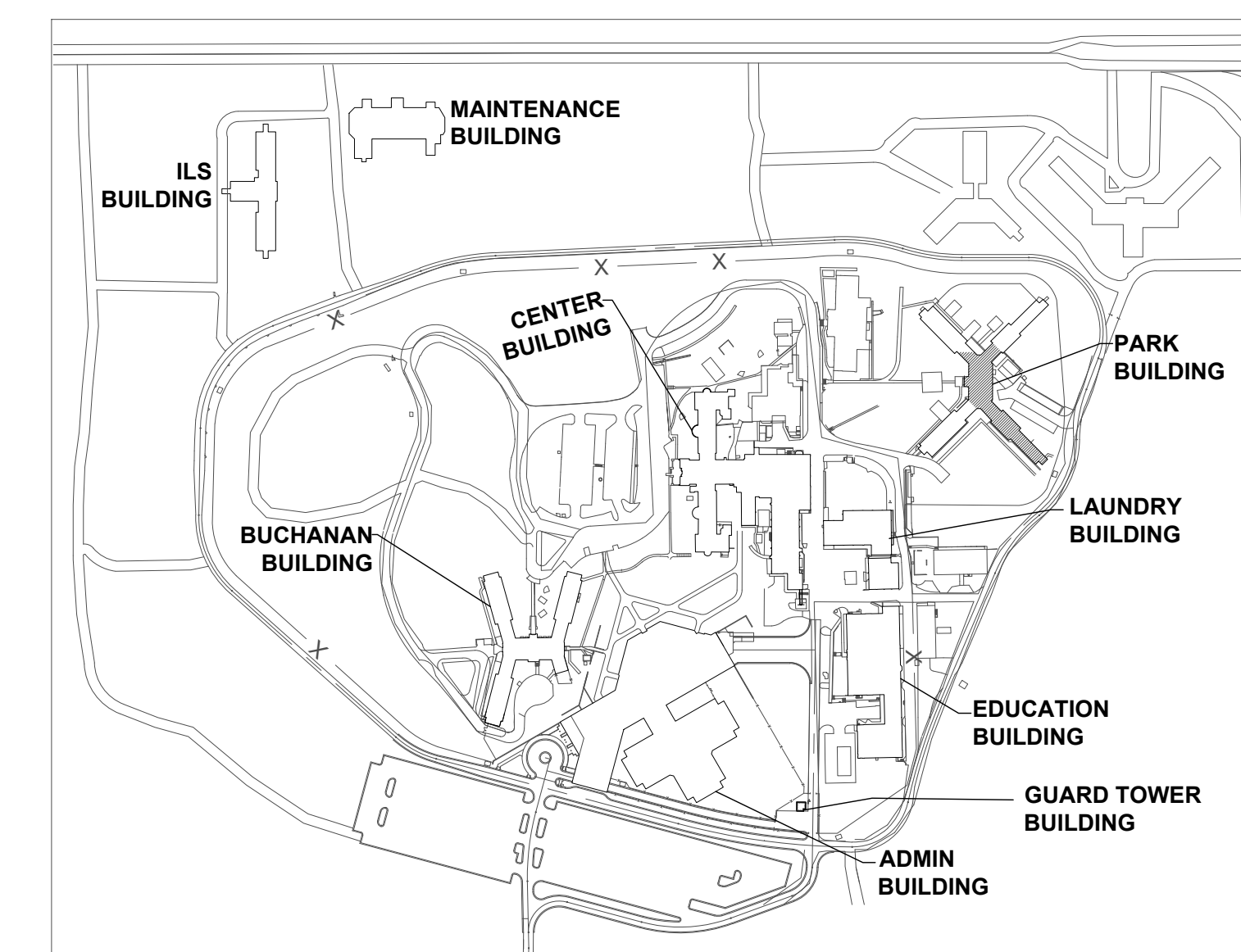
- ① LOCATION OF FACU. FACU SHALL BE CONNECTED TO FIBER LOOP FOR NETWORK CONNECTIVITY.
- ② ADDED NOTIFICATION APPLIANCE / INITIATING DEVICES TO MEET THE REQUIREMENTS OF NFPA 72.



1 PARK BUILDING - PANTHOUSE FIRE ALARM PLAN
SCALE: 3/32" = 1'-0"



1 PARK BUILDING - FIFTH FLOOR FIRE ALARM PLAN PART-2
SCALE: 3/32" = 1'-0"



KEY PLAN



PROFESSIONAL SEAL



8675 W 96TH STREET
OVERLAND PARK, KS. 66212
PHONE: 816.33.4373
FAX: 913.722.3484

SCALE: 3/32"=1'-0" (IN FEET)
0 5' 10' 20'

OFFICE OF
ADMINISTRATION
DIVISION OF FACILITIES
MANAGEMENT,
DESIGN AND
CONSTRUCTION

Replace Fire Alarm Systems,
Multiple Assets.

WESTERN RECEPTION AND
DIAGNOSTIC CORRECTIONAL
CENTER

3401 FARAON ST.
ST JOSEPH, MO 64506

PROJECT # C2325-01
SITE # 7012
ASSET # 9327012063

REVISION: _____
DATE: _____
REVISION: _____
DATE: _____
REVISION: _____
DATE: _____
ISSUE DATE: 08/02/2024

CAD DWG FILE: FSC
DRAWN BY: DB
CHECKED BY: JMA
DESIGNED BY: FSC

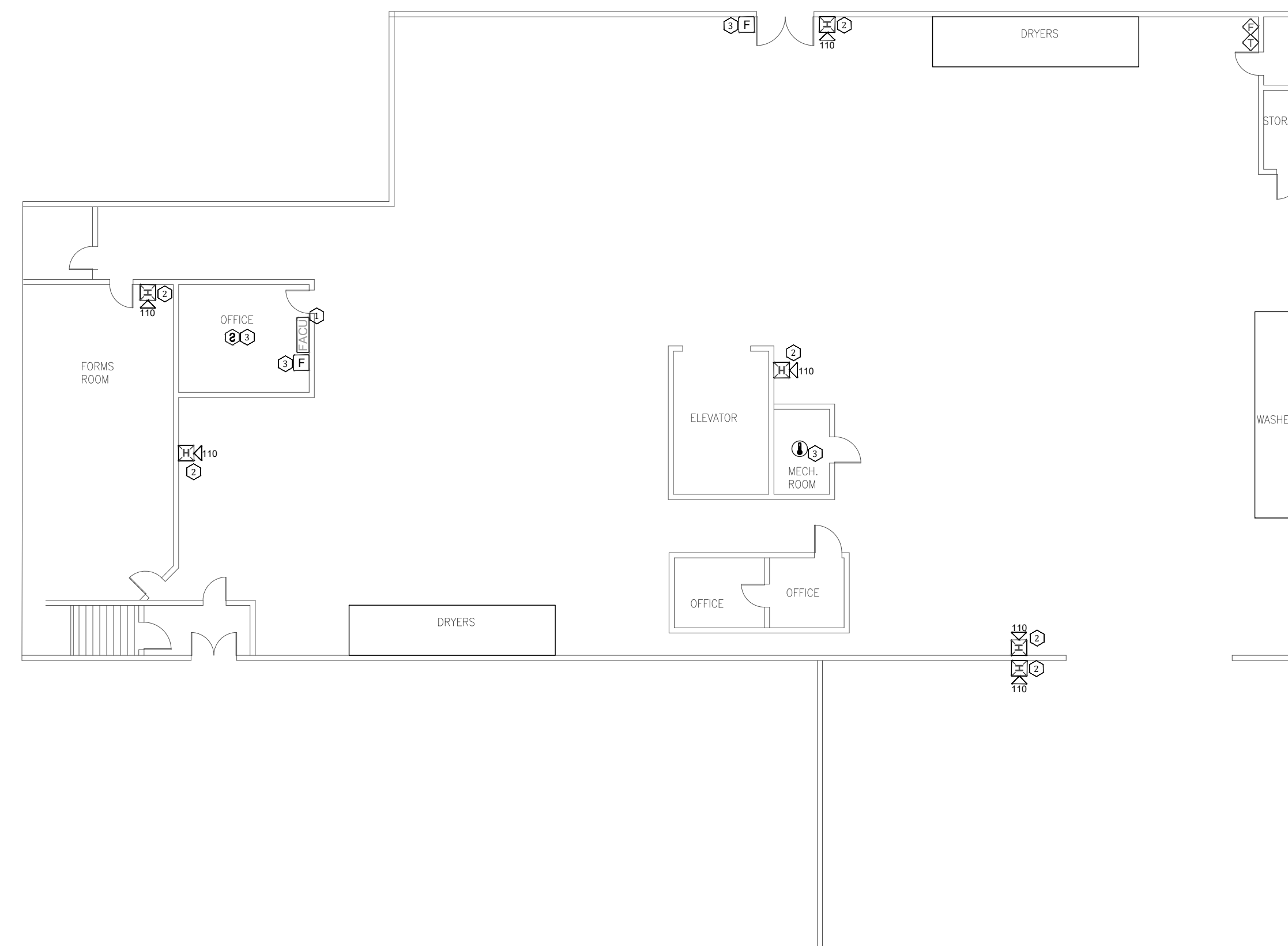
SHEET TITLE:
**LAUNDRY
BUILDING-FIRST FLOOR
FIRE ALARM PLAN**

SHEET NUMBER:
FA700

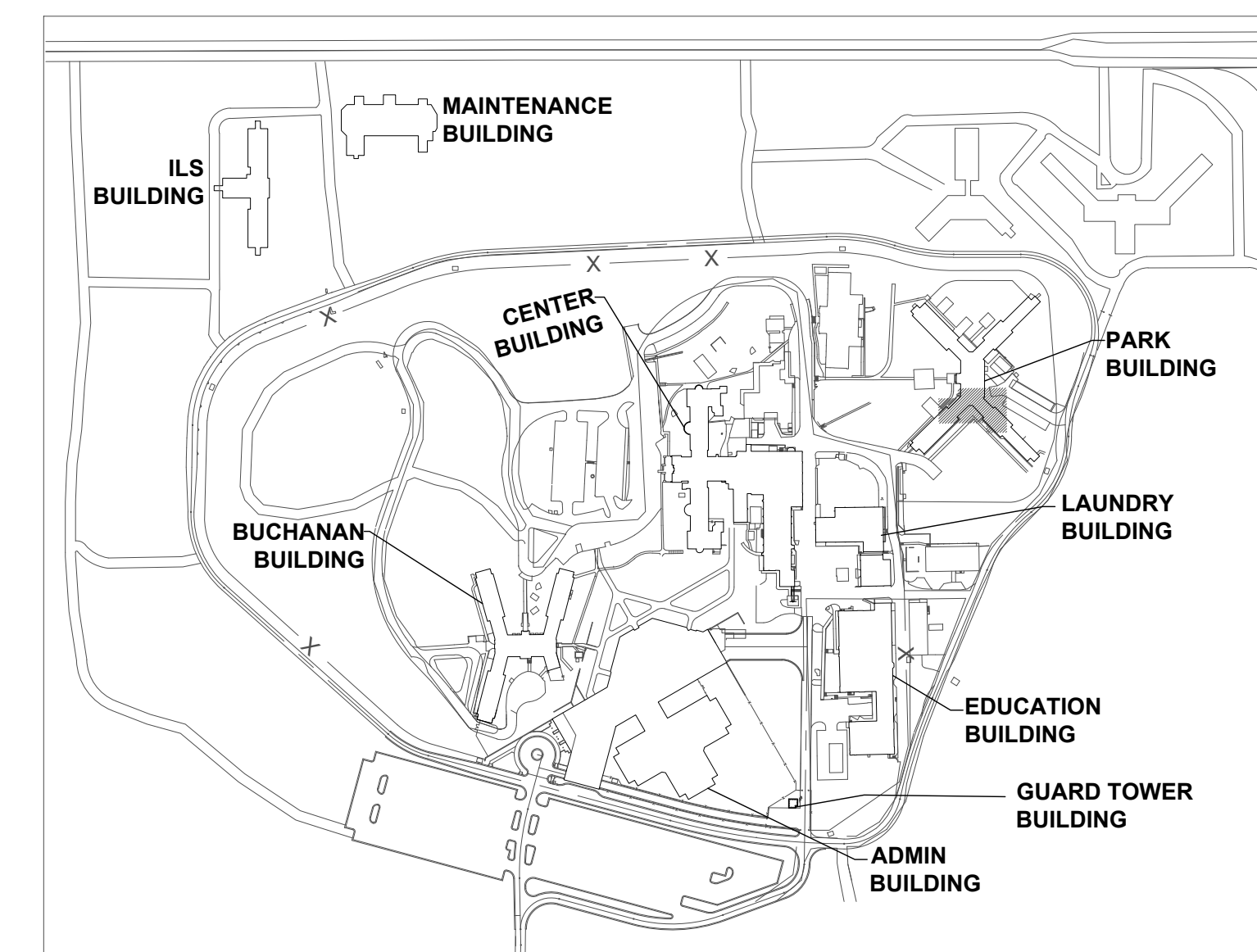
46 OF 93 SHEETS
.08/02/2024

KEY NOTES FOR LUNDARY BUILDING:

- ① LOCATION OF FACU. FACU SHALL BE CONNECTED TO FIBER LOOP FOR NETWORK CONNECTIVITY.
- ② STROBE NOTIFICATION DEVICE REPLACED WITH HORN/STROBE DUE TO ENVIRONMENTAL CONDITIONS.
- ③ ADDED NOTIFICATION APPLIANCE / INITIATING DEVICES TO MEET THE REQUIREMENTS OF NFPA 72.



1 LAUNDRY BUILDING - FIRST FLOOR FIRE ALARM PLAN
SCALE: 3/32" = 1'-0"
NORTH



KEY PLAN



PROFESSIONAL SEAL



8675 W 96TH STREET
OVERLAND PARK, KS. 66212
PHONE: 816.33.4373
FAX: 913.722.3484

SCALE: 3/32"=1'-0" (IN FEET)
0 5' 10' 20'

OFFICE OF
ADMINISTRATION
DIVISION OF FACILITIES
MANAGEMENT,
DESIGN AND
CONSTRUCTION

Replace Fire Alarm Systems,
Multiple Assets.

WESTERN RECEPTION AND
DIAGNOSTIC CORRECTIONAL
CENTER

3401 FARAON ST.
ST JOSEPH, MO 64506

PROJECT # C2325-01
SITE # 7012
ASSET # 9327012063

REVISION: _____
DATE: _____
REVISION: _____
DATE: _____
REVISION: _____
DATE: _____
ISSUE DATE: 08/02/2024

CAD DWG FILE: FSC
DRAWN BY: DB
CHECKED BY: JMA
DESIGNED BY: FSC

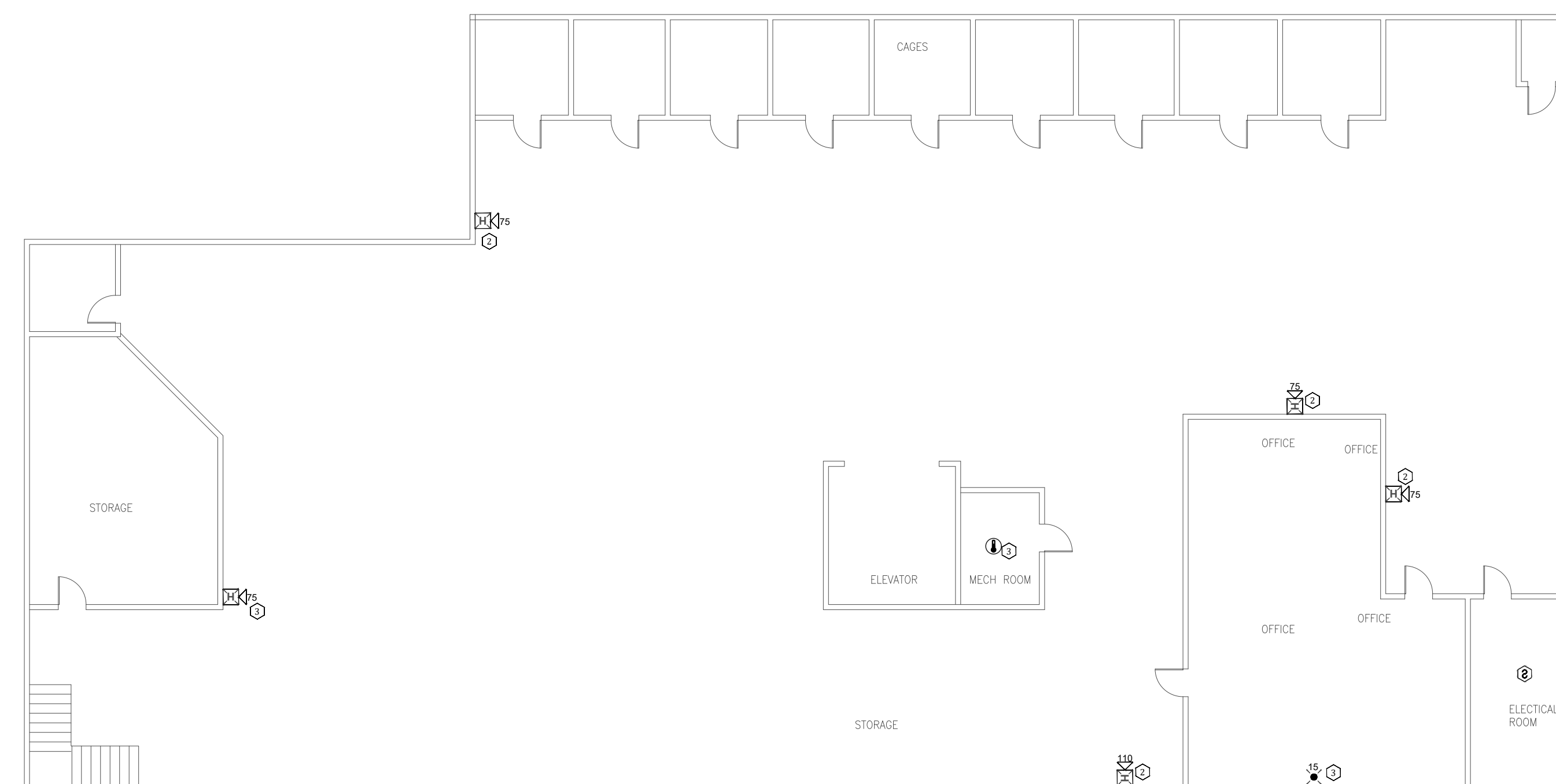
SHEET TITLE:
**LAUNDRY BUILDING-
SECOND FLOOR FIRE
ALARM PLAN**

SHEET NUMBER:
FA701

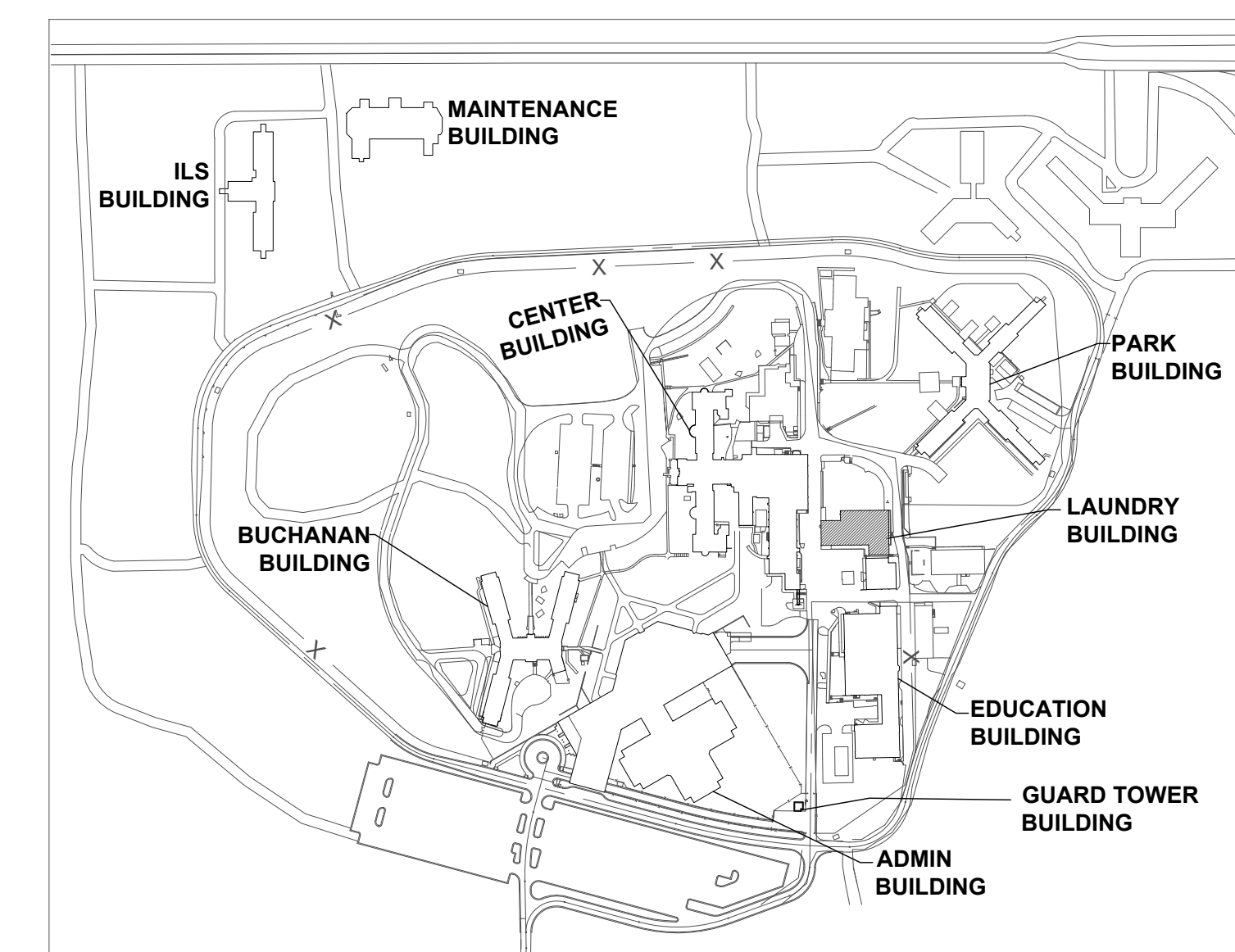
47 OF 93 SHEETS
.08/02/2024

KEY NOTES FOR LUNDARY BUILDING:


- ① LOCATION OF FACU. FACU SHALL BE CONNECTED TO FIBER LOOP FOR NETWORK CONNECTIVITY.
- ② STROBE NOTIFICATION DEVICE REPLACED WITH HORN/STROBE DUE TO ENVIRONMENTAL CONDITIONS.
- ③ ADDED NOTIFICATION APPLIANCE / INITIATING DEVICES TO MEET THE REQUIREMENTS OF NFPA 72.



1 LAUNDRY BUILDING - SECOND FLOOR FIRE ALARM PLAN
SCALE: 3/32" = 1'-0"



KEY PLAN



PROFESSIONAL SEAL



8675 W 96TH STREET
OVERLAND PARK, KS. 66212
PHONE: 816.33.4373
FAX: 913.722.3484

SCALE: 3/32"=1'-0"
0 5' 10' 20' (IN FEET)

OFFICE OF
ADMINISTRATION
DIVISION OF FACILITIES
MANAGEMENT,
DESIGN AND
CONSTRUCTION

Replace Fire Alarm Systems,
Multiple Assets.

WESTERN RECEPTION AND
DIAGNOSTIC CORRECTIONAL
CENTER

3401 FARAON ST.
ST JOSEPH, MO 64506

PROJECT # C2325-01
SITE # 7012
ASSET # 9327012063

REVISION: _____
DATE: _____
REVISION: _____
DATE: _____
REVISION: _____
DATE: _____
ISSUE DATE: 08/02/2024

CAD DWG FILE: FSC
DRAWN BY: DB
CHECKED BY: JMA
DESIGNED BY: FSC

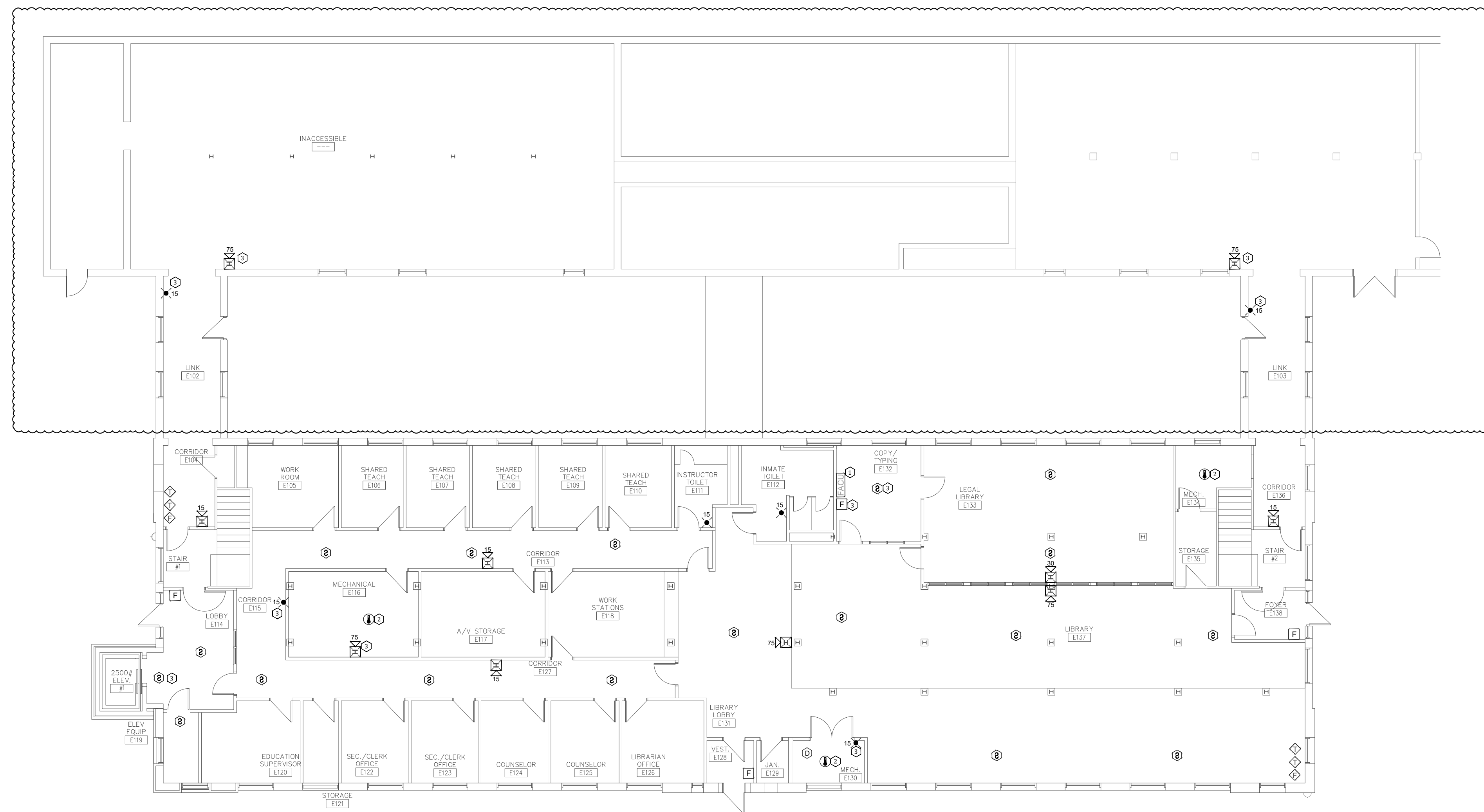
SHEET TITLE:
**EDUCATION
BUILDING-FIRST FLOOR
FIRE ALARM PLAN**

SHEET NUMBER:
FA800

48 OF 93 SHEETS
.08/02/2024

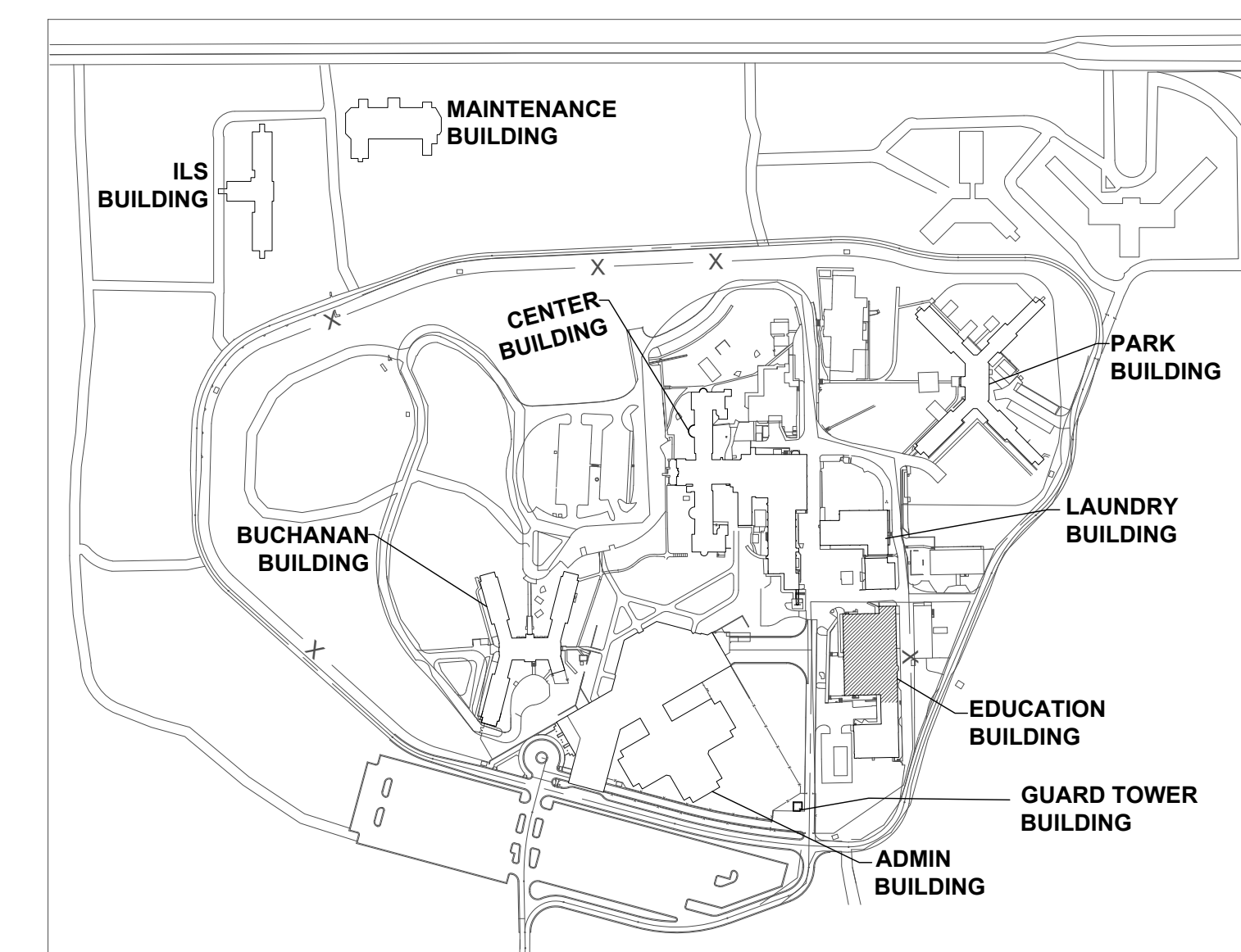
KEY NOTES FOR EDUCATION BUILDING:

- ① LOCATION OF FACU. FACU SHALL BE CONNECTED TO FIBER LOOP FOR NETWORK CONNECTIVITY.
- ② REPLACED SMOKE DETECTOR WITH HEAT DETECTOR DUE TO ENVIRONMENTAL CONDITIONS.
- ③ ADDED NOTIFICATION APPLIANCE / INITIATING DEVICES TO MEET THE REQUIREMENTS OF NFPA 72.



AREA INACCESSIBLE DURING SITE VISIT
CONTRACTOR TO VERIFY EXISTING
CONDITIONS AND PROVIDE NFPA 72
COMPLIANT NOTIFICATION AND
DETECTION THROUGHOUT.

1 EDUCATION BUILDING - FIRST FLOOR FIRE ALARM PLAN
SCALE: 3/32" = 1'-0"



KEY PLAN



PROFESSIONAL SEAL



8675 W 96TH STREET
OVERLAND PARK, KS. 66212
PHONE: 816.33.4373
FAX: 913.722.3484

SCALE: 3/32"=1'-0"
0 5 10 20 (IN FEET)

OFFICE OF
ADMINISTRATION
DIVISION OF FACILITIES
MANAGEMENT,
DESIGN AND
CONSTRUCTION

Replace Fire Alarm Systems,
Multiple Assets.

WESTERN RECEPTION AND
DIAGNOSTIC CORRECTIONAL
CENTER

3401 FARAON ST.
ST JOSEPH, MO 64506

PROJECT # C2325-01
SITE # 7012
ASSET # 9327012063

REVISION: _____
DATE: _____
REVISION: _____
DATE: _____
REVISION: _____
DATE: _____
ISSUE DATE: 08/02/2024

CAD DWG FILE: FSC
DRAWN BY: DB
CHECKED BY: JMA
DESIGNED BY: FSC

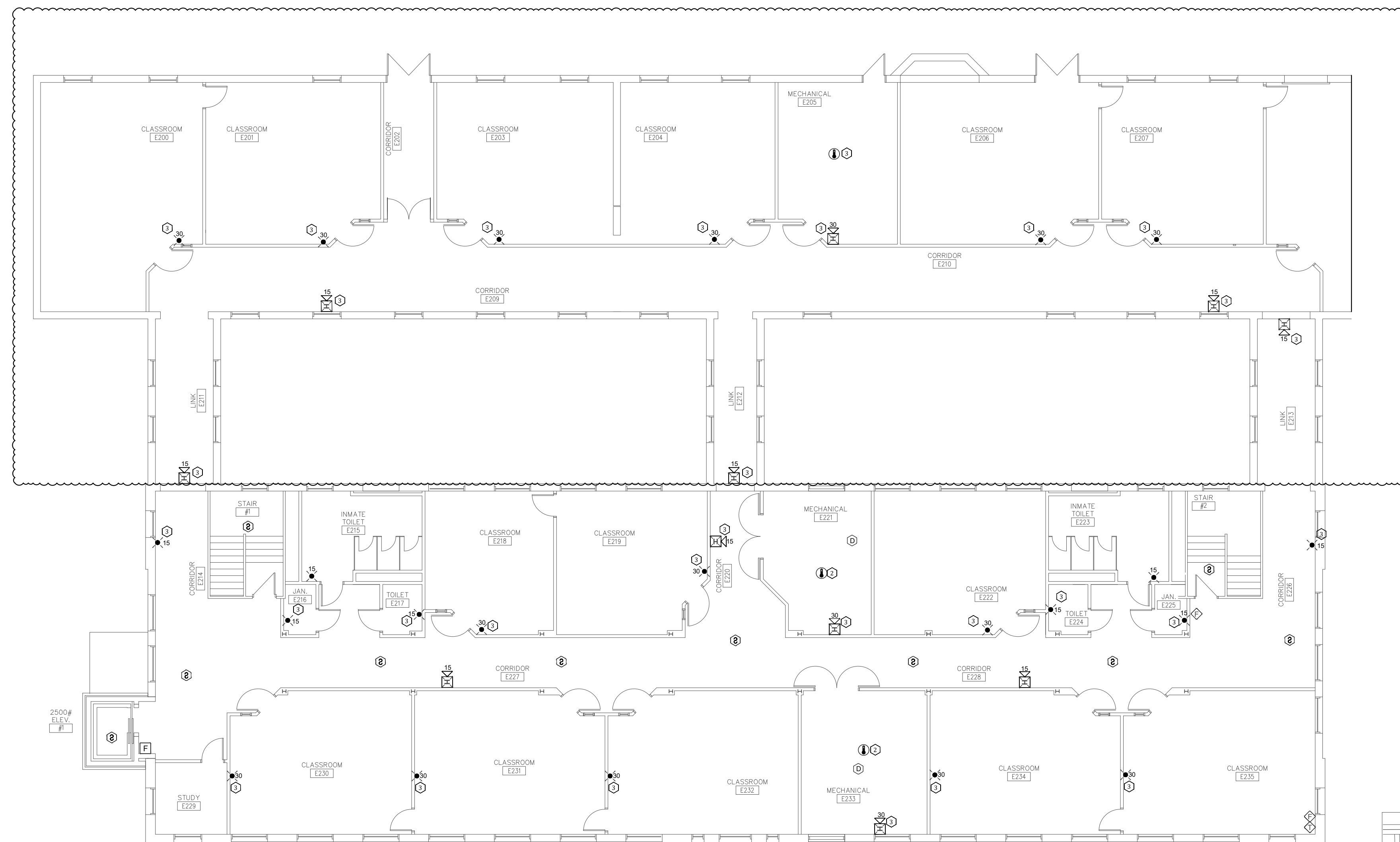
SHEET TITLE:
**EDUCATION
BUILDING-SECOND
FLOOR FIRE ALARM PLAN**

SHEET NUMBER:
FA801

49 OF 93 SHEETS
.08/02/2024

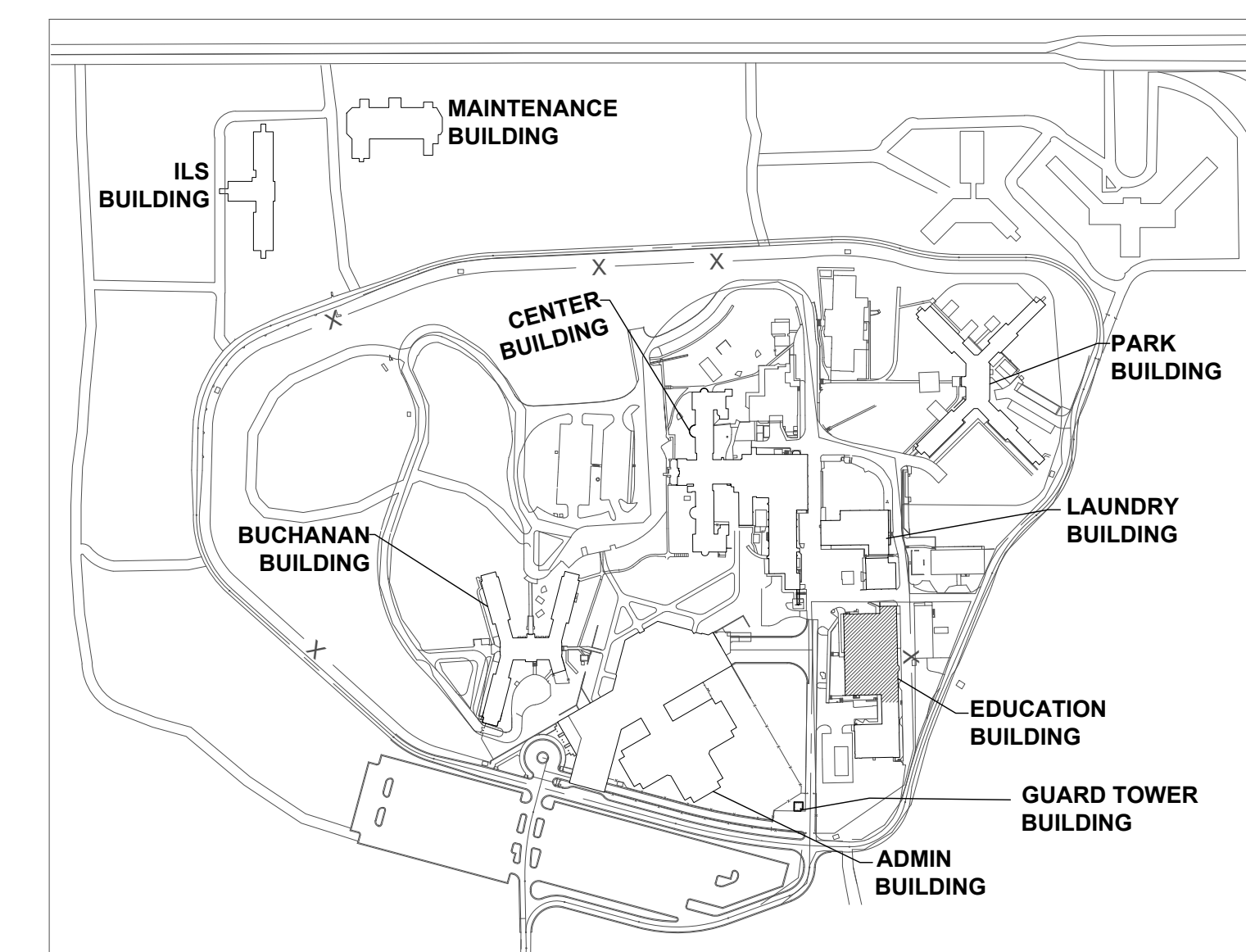
KEY NOTES FOR EDUCATION BUILDING:

- ① LOCATION OF FACU. FACU SHALL BE CONNECTED TO FIBER LOOP FOR NETWORK CONNECTIVITY.
- ② REPLACED SMOKE DETECTOR WITH HEAT DETECTOR DUE TO ENVIRONMENTAL CONDITIONS.
- ③ ADDED NOTIFICATION APPLIANCE / INITIATING DEVICES TO MEET THE REQUIREMENTS OF NFPA 72.




AREA INACCESSIBLE DURING CONSTRUCTION TO VERIFY EXISTING CONDITIONS AND PROVIDE IN COMPLIANT NOTIFICATION A DETECTION THROUGHOUT.

1 EDUCATION BUILDING - SECOND FLOOR FIRE ALARM PLAN
SCALE: 3/32" = 1'-0"



KEY PLAN



PROFESSIONAL SEAL



8675 W 96TH STREET
OVERLAND PARK, KS. 66212
PHONE: 816.33.4373
FAX: 913.722.3484

SCALE: 3/32"=1'-0" (IN FEET)
0 5' 10' 20'

OFFICE OF
ADMINISTRATION
DIVISION OF FACILITIES
MANAGEMENT,
DESIGN AND
CONSTRUCTION

Replace Fire Alarm Systems,
Multiple Assets.

WESTERN RECEPTION AND
DIAGNOSTIC CORRECTIONAL
CENTER

3401 FARAON ST.
ST JOSEPH, MO 64506

PROJECT # C2325-01
SITE # 7012
ASSET # 9327012063

REVISION: _____
DATE: _____
REVISION: _____
DATE: _____
REVISION: _____
DATE: _____
ISSUE DATE: 08/02/2024

CAD DWG FILE: FSC
DRAWN BY: DB
CHECKED BY: JMA
DESIGNED BY: FSC

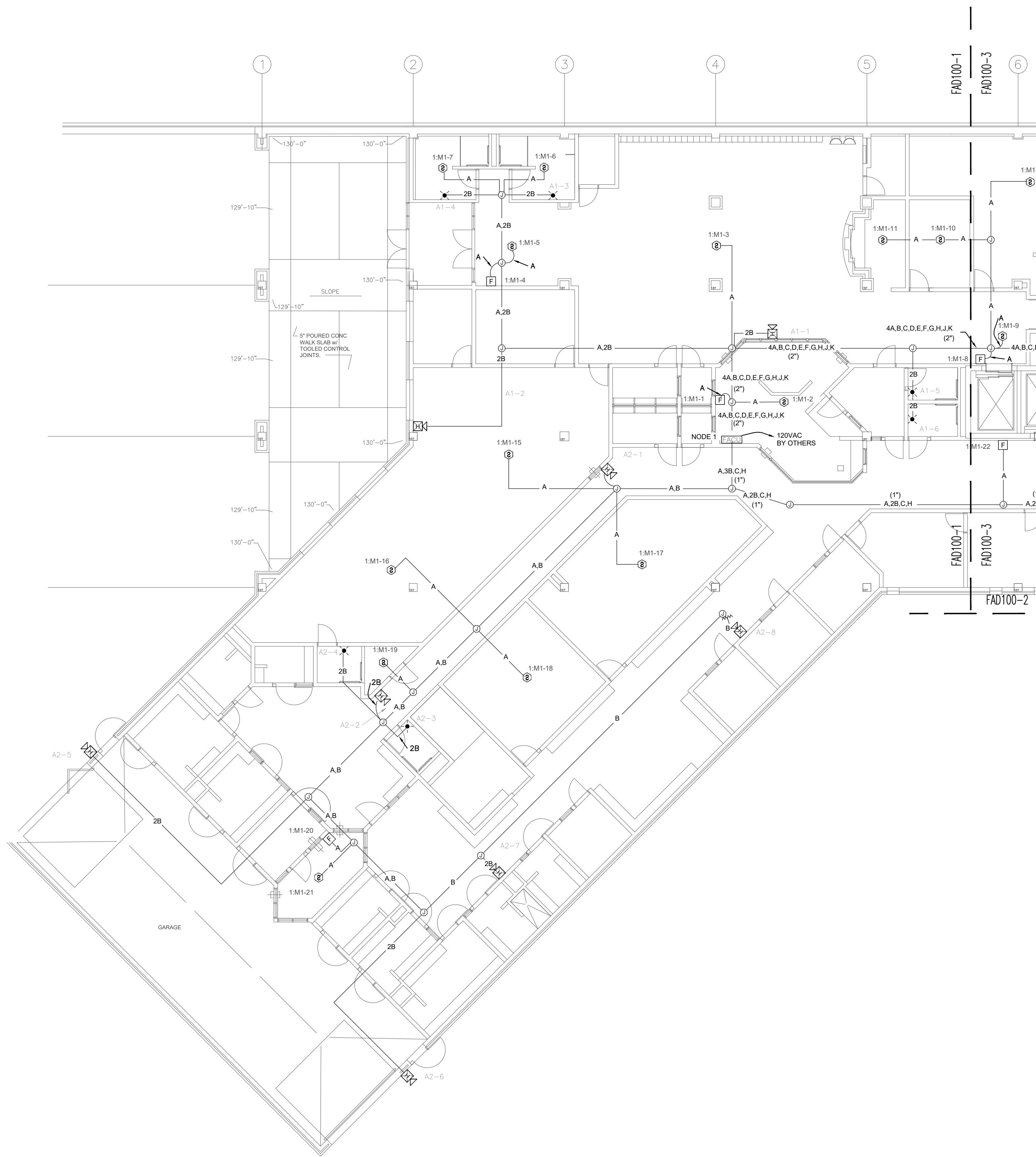
SHEET TITLE:
**ADMIN BUILDING-FIRST
FLOOR FIRE ALARM
DEMO PLAN PART-1**

SHEET NUMBER:
FAD100-1

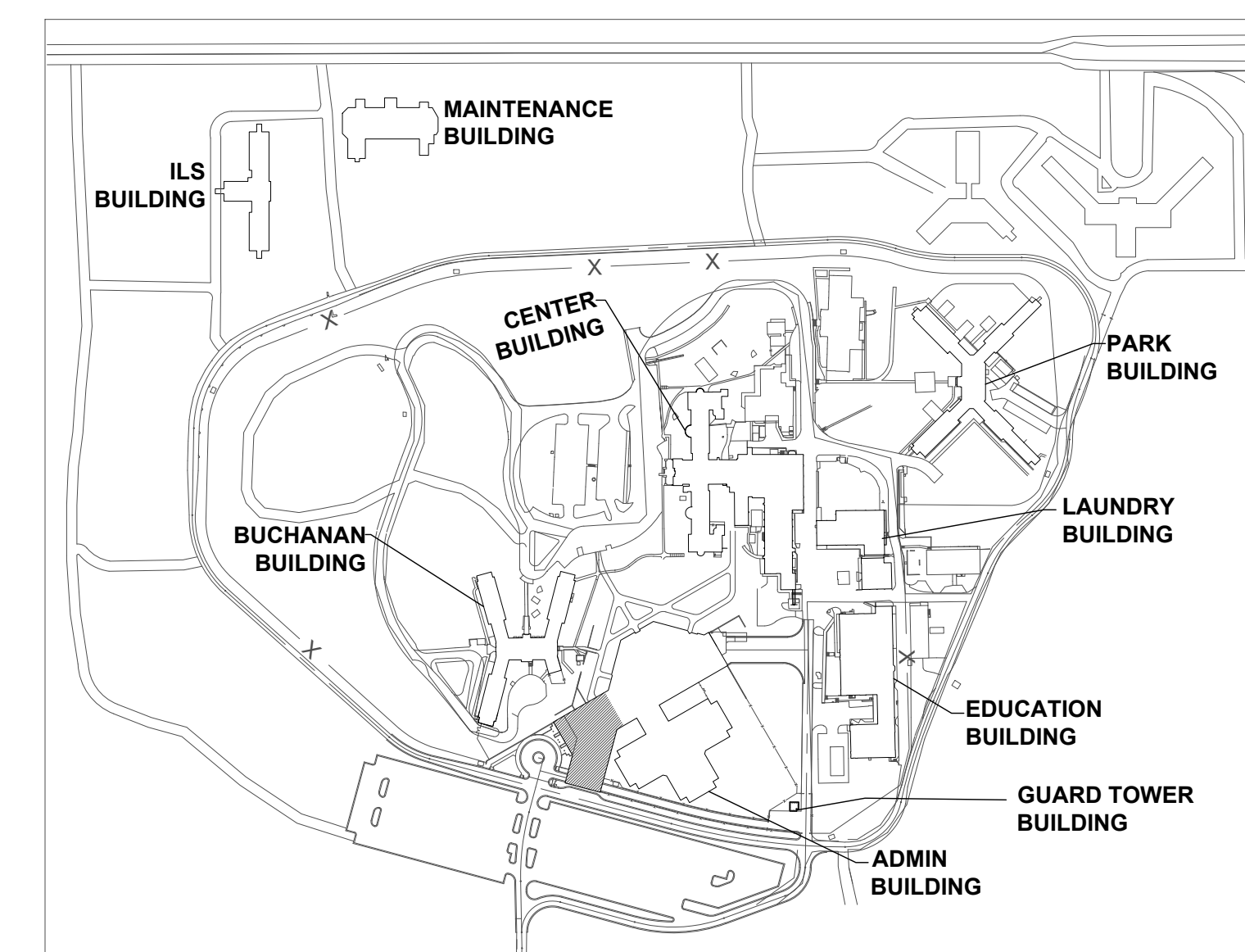
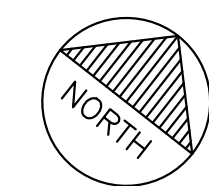
50 OF 93 SHEETS
.08/02/2024

GENERAL NOTES


1. ALL NOTIFICATION AND DETECTION DEVICES ARE TO BE REPLACED. LOCATIONS TO BE MODIFIED AS NECESSARY TO MEET THE REQUIREMENTS OF NFPA 72. REFER TO NEW WORK DRAWINGS FOR ADDITIONAL INFORMATION.
2. ALL WIRING AND CONDUIT IN GOOD WORKING CONDITION MAY BE RE UTILIZED FOR NEW FIRE ALARM SYSTEM.




1 ADMINISTRATION BUILDING - FIRST FLOOR FIRE ALARM DEMO PLAN PART-1
SCALE: 3/32" = 1'-0"



KEY PLAN



PROFESSIONAL SEAL



8675 W 96TH STREET
OVERLAND PARK, KS. 66212
PHONE: 816.33.4373
FAX: 913.722.3484

SCALE: 3/32"=1'-0" (IN FEET)
0 5' 10' 20'

OFFICE OF
ADMINISTRATION
DIVISION OF FACILITIES
MANAGEMENT,
DESIGN AND
CONSTRUCTION

Replace Fire Alarm Systems,
Multiple Assets.

WESTERN RECEPTION AND
DIAGNOSTIC CORRECTIONAL
CENTER

3401 FARAON ST.
ST JOSEPH, MO 64506

PROJECT # C2325-01
SITE # 7012
ASSET # 9327012063

REVISION: _____
DATE: _____
REVISION: _____
DATE: _____
REVISION: _____
DATE: _____
ISSUE DATE: 08/02/2024

CAD DWG FILE: FSC
DRAWN BY: DB
CHECKED BY: JMA
DESIGNED BY: FSC

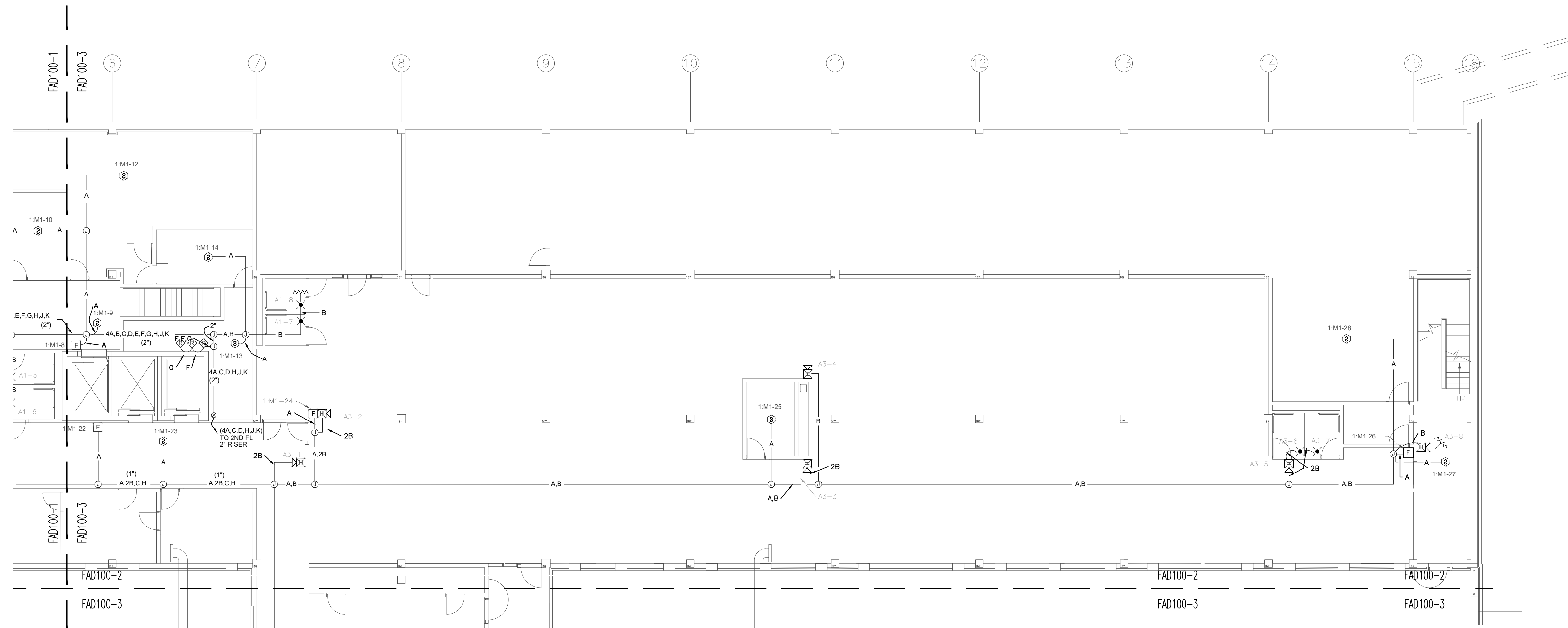
SHEET TITLE:
**ADMIN
BUILDING-FIRST
FLOOR FIRE ALARM
DEMO PLAN PART-2**

SHEET NUMBER:
FAD100-2

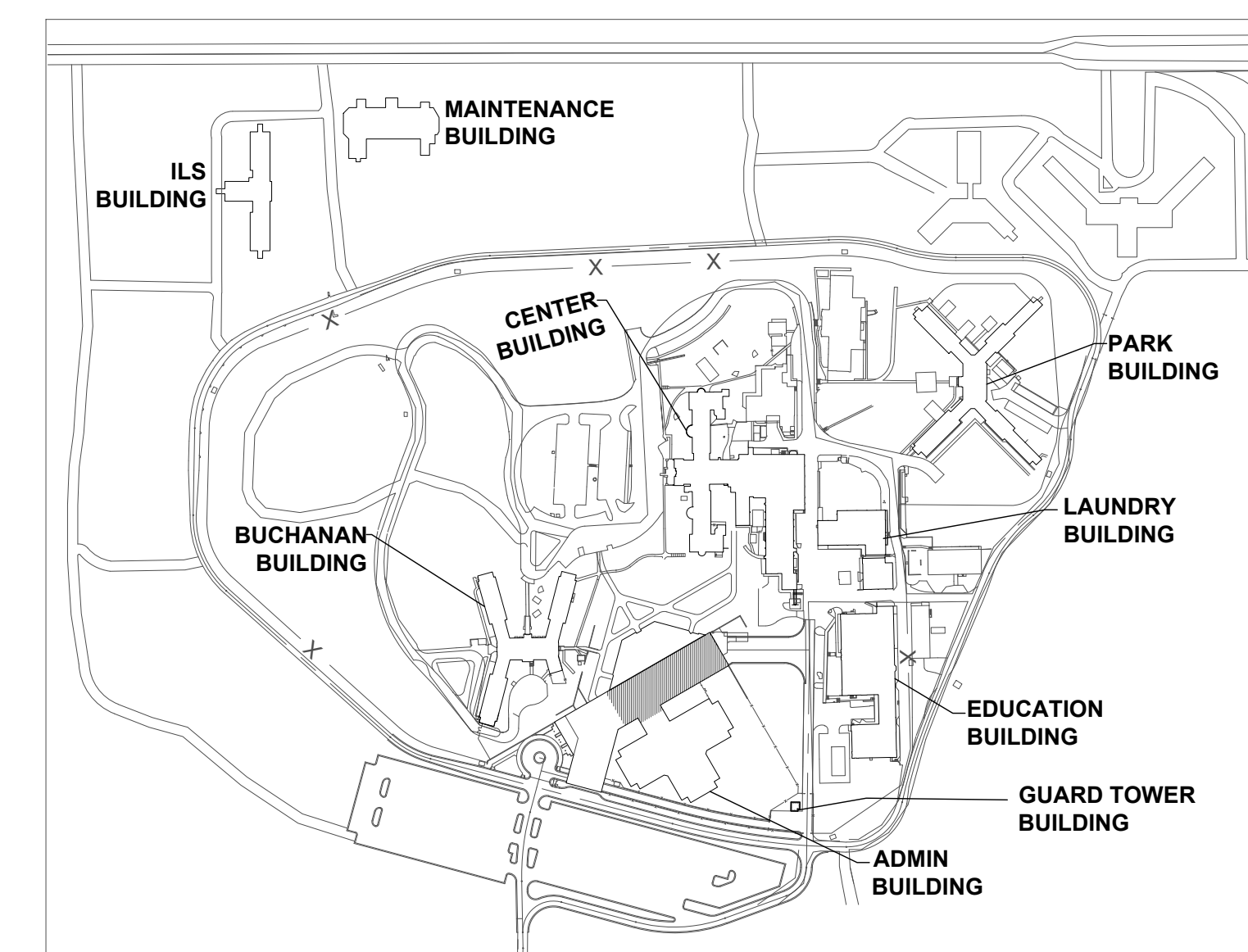
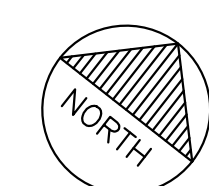
51 OF 93 SHEETS
.08/02/2024

GENERAL NOTES


1. ALL NOTIFICATION AND DETECTION DEVICES ARE TO BE REPLACED. LOCATIONS TO BE MODIFIED AS NECESSARY TO MEET THE REQUIREMENTS OF NFPA 72. REFER TO NEW WORK DRAWINGS FOR ADDITIONAL INFORMATION.
2. ALL WIRING AND CONDUIT IN GOOD WORKING CONDITION MAY BE RE UTILIZED FOR NEW FIRE ALARM SYSTEM.



1 ADMINISTRATION BUILDING - FIRST FLOOR FIRE ALARM DEMO PLAN PART-2
SCALE: 3/32" = 1'-0"



KEY PLAN



PROFESSIONAL SEAL



8675 W 96TH STREET
OVERLAND PARK, KS. 66212
PHONE: 816.33.4373
FAX: 913.722.3484

SCALE: 3/32"=1'-0"
0 5' 10' 20'
(IN FEET)

OFFICE OF
ADMINISTRATION
DIVISION OF FACILITIES
MANAGEMENT,
DESIGN AND
CONSTRUCTION

Replace Fire Alarm Systems,
Multiple Assets.

WESTERN RECEPTION AND
DIAGNOSTIC CORRECTIONAL
CENTER

3401 FARAON ST.
ST JOSEPH, MO 64506

PROJECT # C2325-01
SITE # 7012
ASSET # 9327012063

REVISION: _____
DATE: _____
REVISION: _____
DATE: _____
REVISION: _____
DATE: _____
ISSUE DATE: 08/02/2024

CAD DWG FILE: FSC
DRAWN BY: DB
CHECKED BY: JMA
DESIGNED BY: FSC

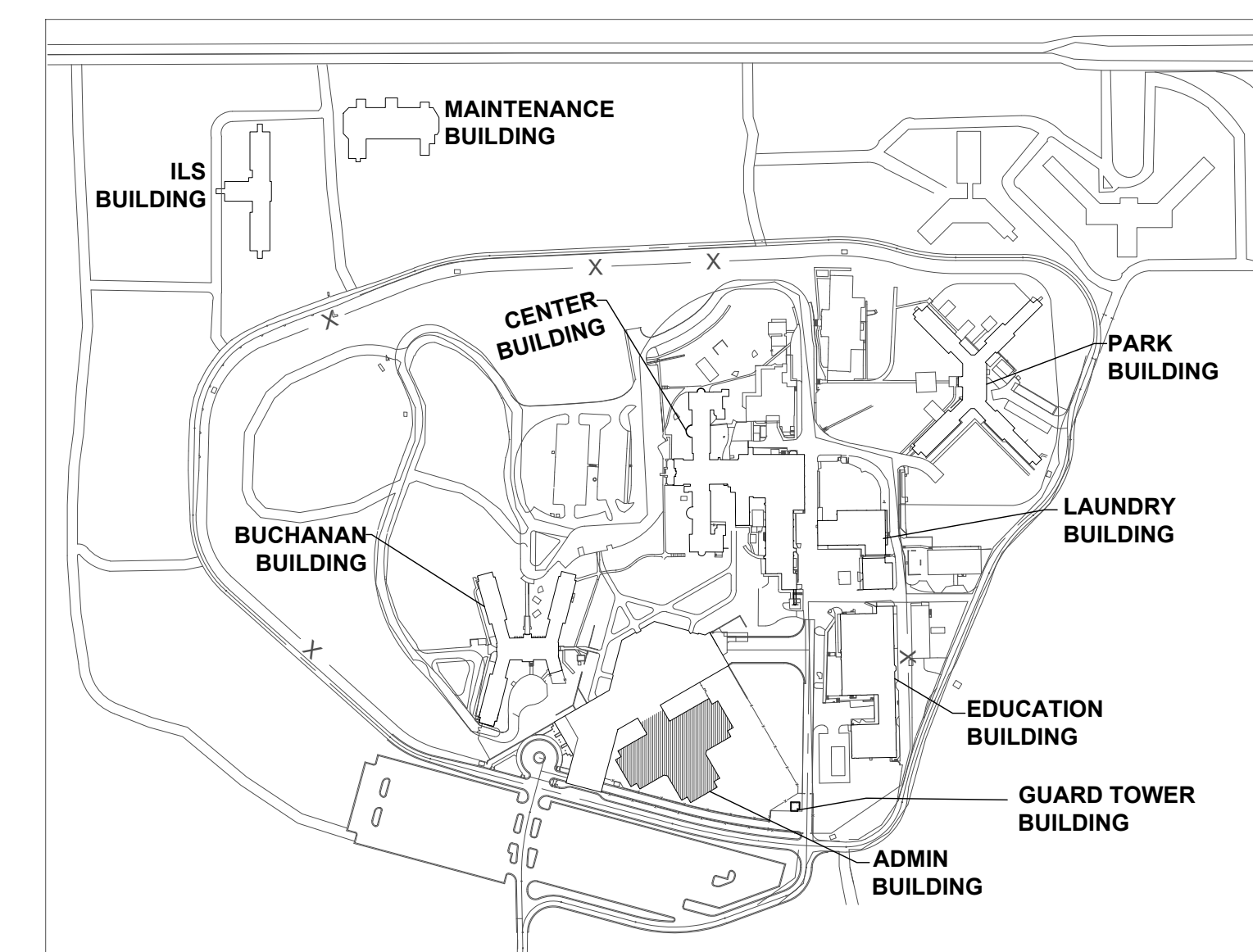
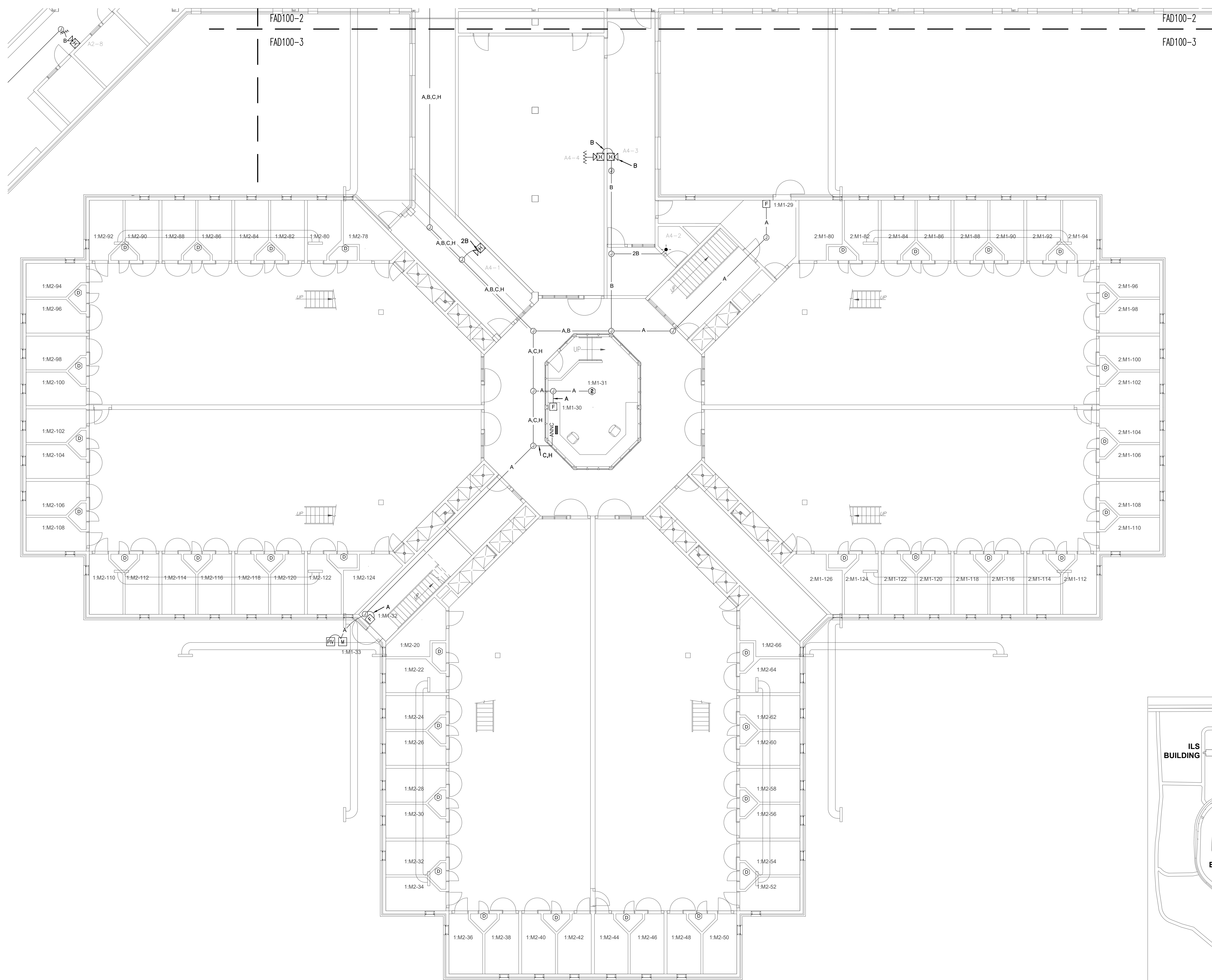
SHEET TITLE:
**ADMIN BUILDING-FIRST
FLOOR FIRE ALARM
DEMO PLAN PART-3**

SHEET NUMBER:
FAD100-3

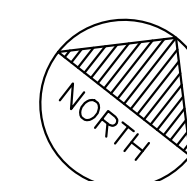
52 OF 93 SHEETS
.08/02/2024

GENERAL NOTES

1. ALL NOTIFICATION AND DETECTION DEVICES ARE TO BE REPLACED. LOCATIONS TO BE MODIFIED AS NECESSARY TO MEET THE REQUIREMENTS OF NFPA 72. REFER TO NEW WORK DRAWINGS FOR ADDITIONAL INFORMATION.
2. ALL WIRING AND CONDUIT IN GOOD WORKING CONDITION MAY BE RE UTILIZED FOR NEW FIRE ALARM SYSTEM.



1 ADMINISTRATION BUILDING - FIRST FLOOR FIRE ALARM DEMO PLAN PART-3
SCALE: 3/32" = 1'-0"



KEY PLAN



PROFESSIONAL SEAL



8675 W 96TH STREET
OVERLAND PARK, KS. 66212
PHONE: 816.33.4373
FAX: 913.722.3484

SCALE: 3/32"=1'-0" (IN FEET)
0 5' 10' 20'

OFFICE OF
ADMINISTRATION
DIVISION OF FACILITIES
MANAGEMENT,
DESIGN AND
CONSTRUCTION

Replace Fire Alarm Systems,
Multiple Assets.

WESTERN RECEPTION AND
DIAGNOSTIC CORRECTIONAL
CENTER

3401 FARAON ST.
ST JOSEPH, MO 64506

PROJECT # C2325-01
SITE # 7012
ASSET # 9327012063

REVISION: _____
DATE: _____
REVISION: _____
DATE: _____
REVISION: _____
DATE: _____
ISSUE DATE: 08/02/2024

CAD DWG FILE: FSC
DRAWN BY: DB
CHECKED BY: JMA
DESIGNED BY: FSC

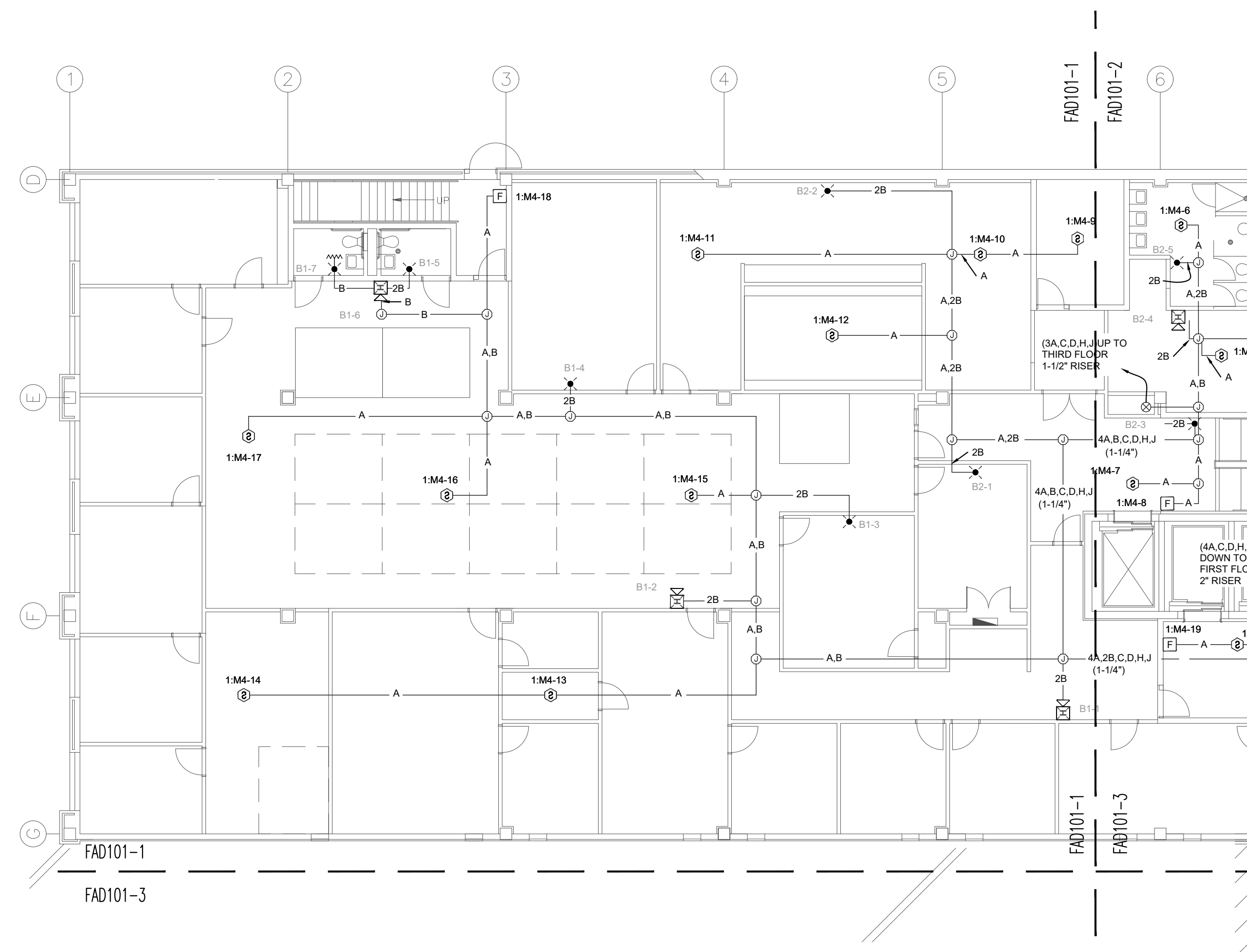
SHEET TITLE:
**ADMIN BUILDING-SECOND
FLOOR FIRE ALARM DEMO
PLAN PART-1**

SHEET NUMBER:
FAD101-1

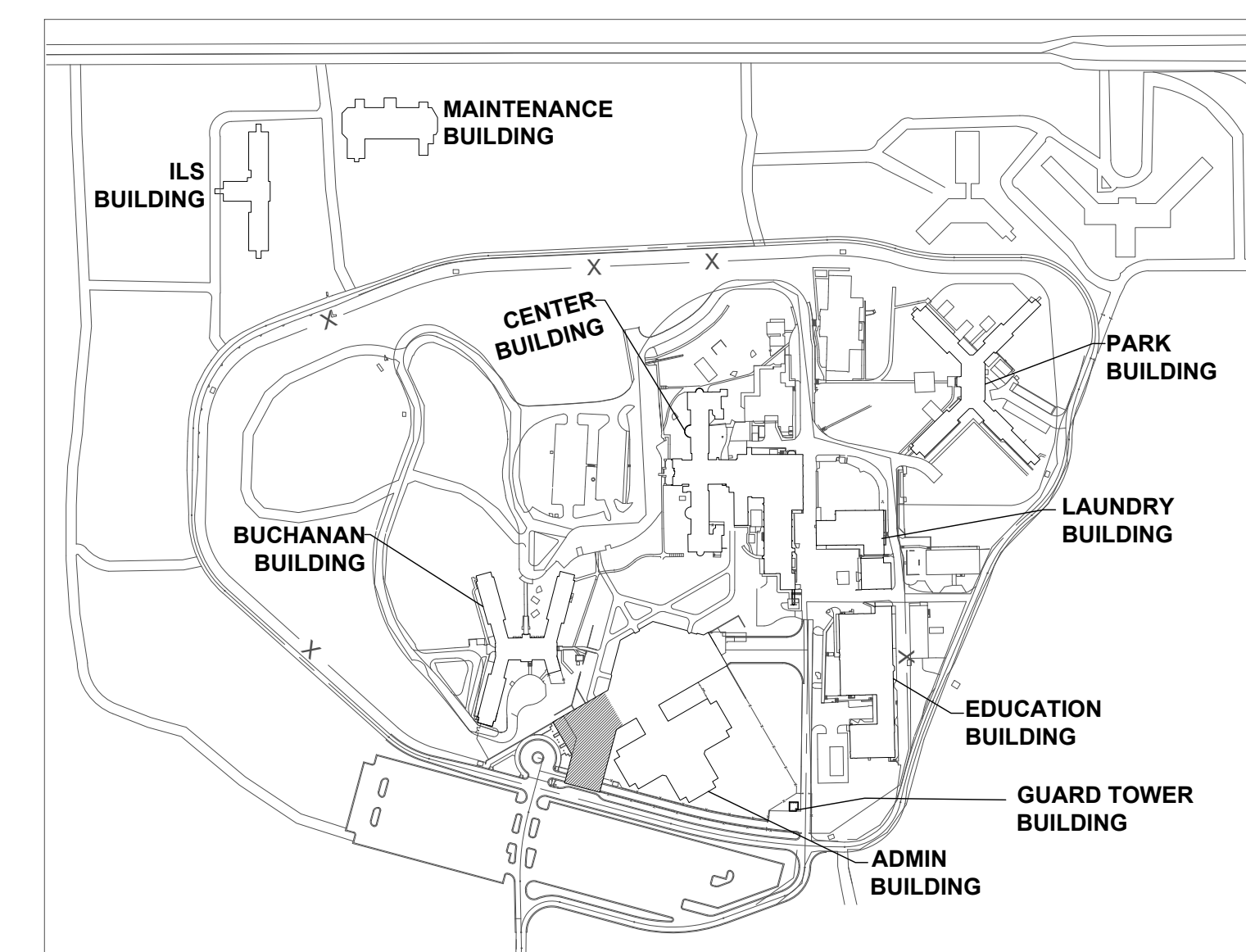
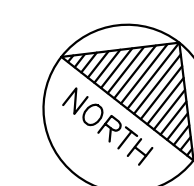
53 OF 93 SHEETS
.08/02/2024

GENERAL NOTES

1. ALL NOTIFICATION AND DETECTION DEVICES ARE TO BE REPLACED. LOCATIONS TO BE MODIFIED AS NECESSARY TO MEET THE REQUIREMENTS OF NFPA 72. REFER TO NEW WORK DRAWINGS FOR ADDITIONAL INFORMATION.
2. ALL WIRING AND CONDUIT IN GOOD WORKING CONDITION MAY BE RE UTILIZED FOR NEW FIRE ALARM SYSTEM.



1 ADMINISTRATION BUILDING - SECOND FLOOR FIRE ALARM DEMO PLAN PART-1
SCALE: 3/32" = 1'-0"



KEY PLAN



PROFESSIONAL SEAL



8675 W 96TH STREET
OVERLAND PARK, KS. 66212
PHONE: 816.33.4373
FAX: 913.722.3484

SCALE: 3/32"=1'-0"
0 5' 10' 20'

OFFICE OF
ADMINISTRATION
DIVISION OF FACILITIES
MANAGEMENT,
DESIGN AND
CONSTRUCTION

Replace Fire Alarm Systems,
Multiple Assets.

WESTERN RECEPTION AND
DIAGNOSTIC CORRECTIONAL
CENTER

3401 FARAON ST.
ST JOSEPH, MO 64506

PROJECT # C2325-01
SITE # 7012
ASSET # 9327012063

REVISION: _____
DATE: _____
REVISION: _____
DATE: _____
REVISION: _____
DATE: _____
ISSUE DATE: 08/02/2024

CAD DWG FILE: FSC
DRAWN BY: DB
CHECKED BY: JMA
DESIGNED BY: FSC

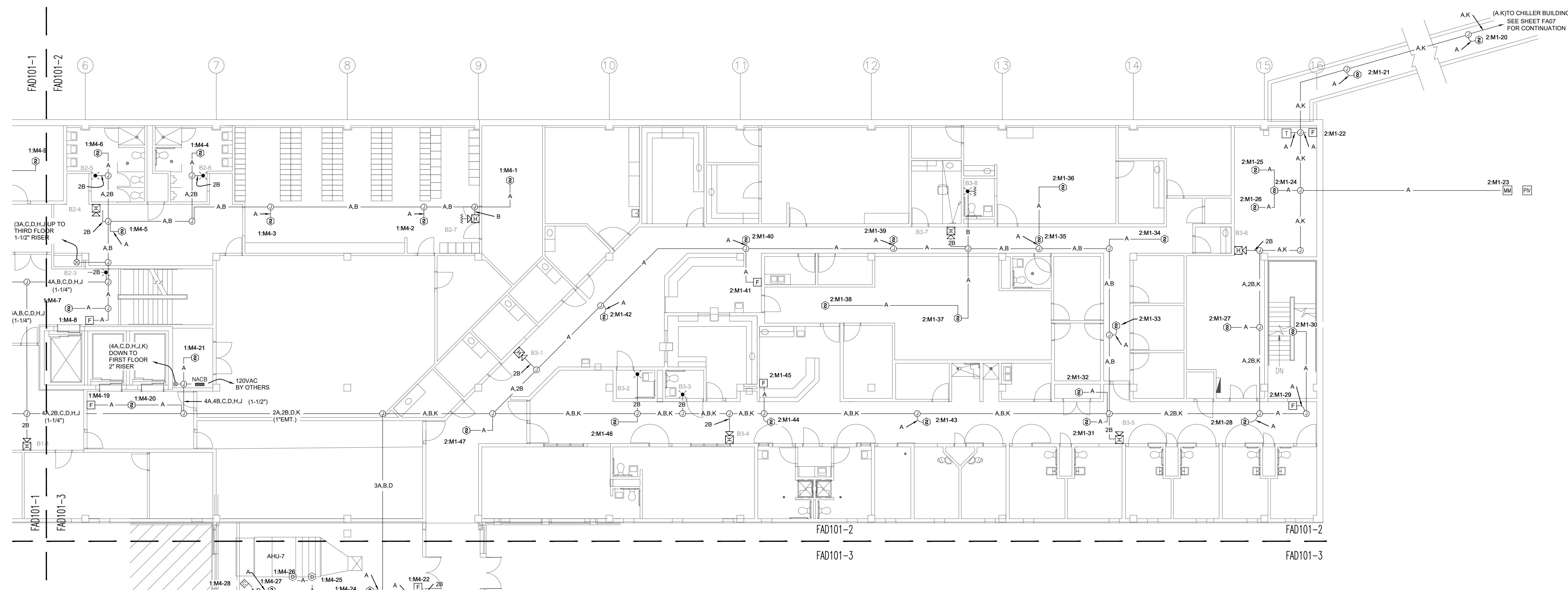
SHEET TITLE:
**ADMIN
BUILDING-SECOND
FLOOR FIRE ALARM
DEMO PLAN PART-2**

SHEET NUMBER:
FAD101-2

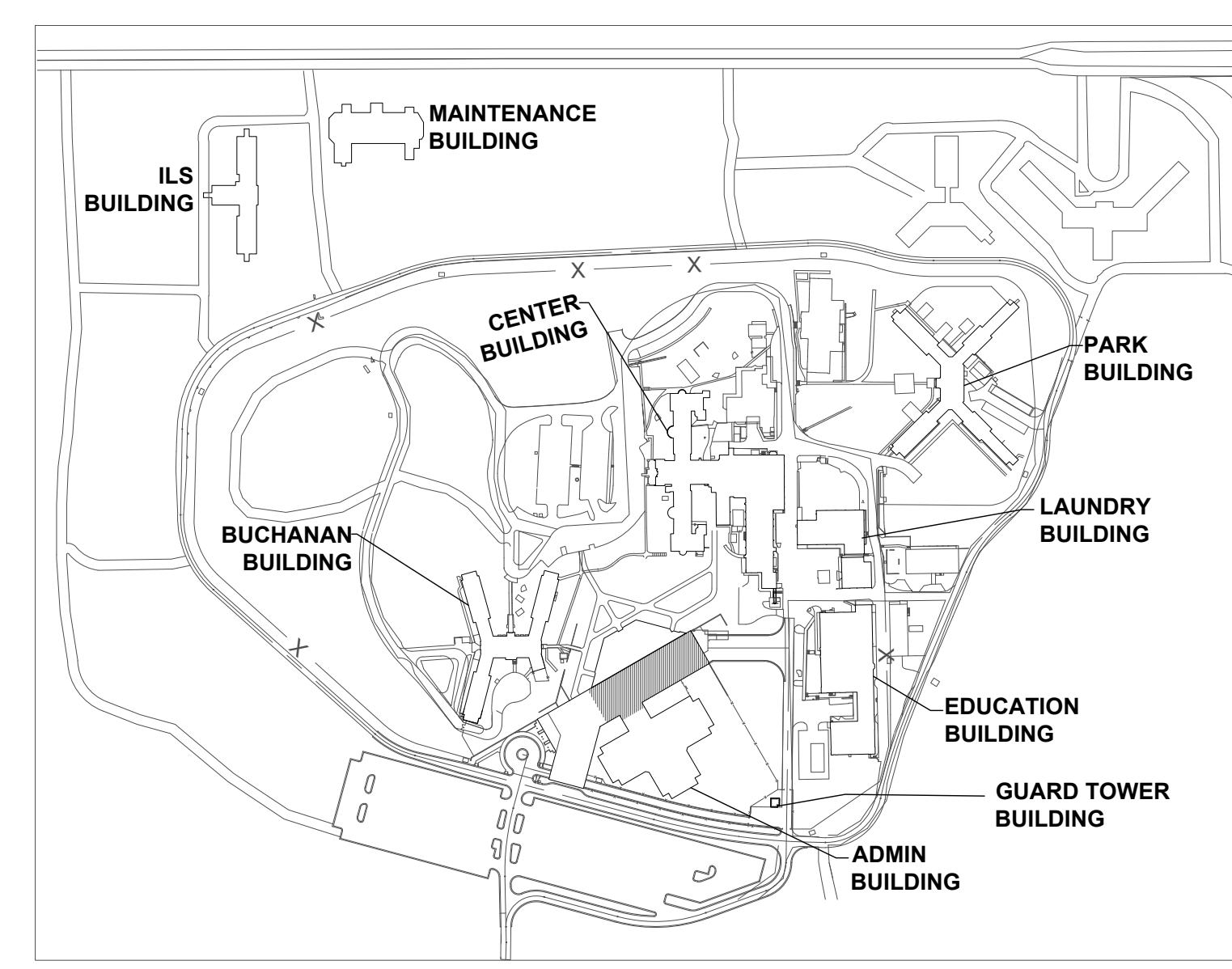
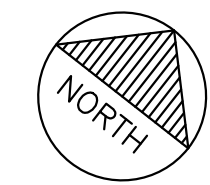
54 OF 93 SHEETS
.08/02/2024

GENERAL NOTES

1. ALL NOTIFICATION AND DETECTION DEVICES ARE TO BE REPLACED. LOCATIONS TO BE MODIFIED AS NECESSARY TO MEET THE REQUIREMENTS OF NFPA 72. REFER TO NEW WORK DRAWINGS FOR ADDITIONAL INFORMATION.
2. ALL WIRING AND CONDUIT IN GOOD WORKING CONDITION MAY BE RE UTILIZED FOR NEW FIRE ALARM SYSTEM.



1 ADMINISTRATION BUILDING - SECOND FLOOR FIRE ALARM DEMO PLAN PART-2
SCALE: 3/32" = 1'-0"



KEY PLAN



PROFESSIONAL SEAL



8675 W 96TH STREET
OVERLAND PARK, KS. 66212
PHONE: 816.33.4373
FAX: 913.722.3484

SCALE: 3/32"=1'-0"
(IN FEET)

OFFICE OF
ADMINISTRATION
DIVISION OF FACILITIES
MANAGEMENT,
DESIGN AND
CONSTRUCTION

Replace Fire Alarm Systems,
Multiple Assets.

WESTERN RECEPTION AND
DIAGNOSTIC CORRECTIONAL
CENTER

3401 FARAON ST.
ST JOSEPH, MO 64506

PROJECT # C2325-01
SITE # 7012
ASSET # 9327012063

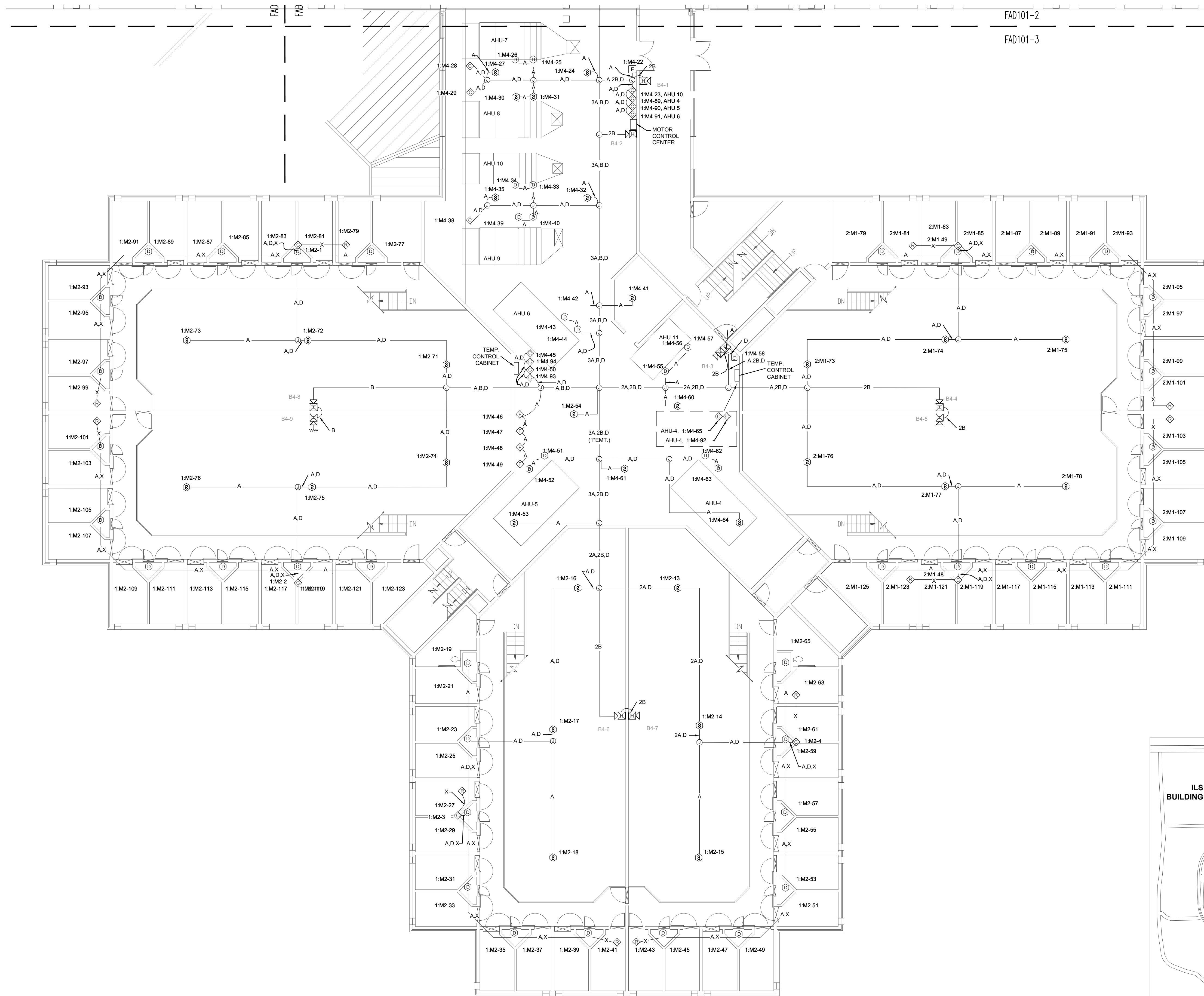
REVISION: _____
DATE: _____
REVISION: _____
DATE: _____
REVISION: _____
DATE: _____
ISSUE DATE: 08/02/2024

CAD DWG FILE: FSC
DRAWN BY: DB
CHECKED BY: JMA
DESIGNED BY: FSC

SHEET TITLE:
**ADMIN
BUILDING-SECOND
FLOOR FIRE ALARM
DEMO PLAN PART-3**

SHEET NUMBER:
FAD101-3

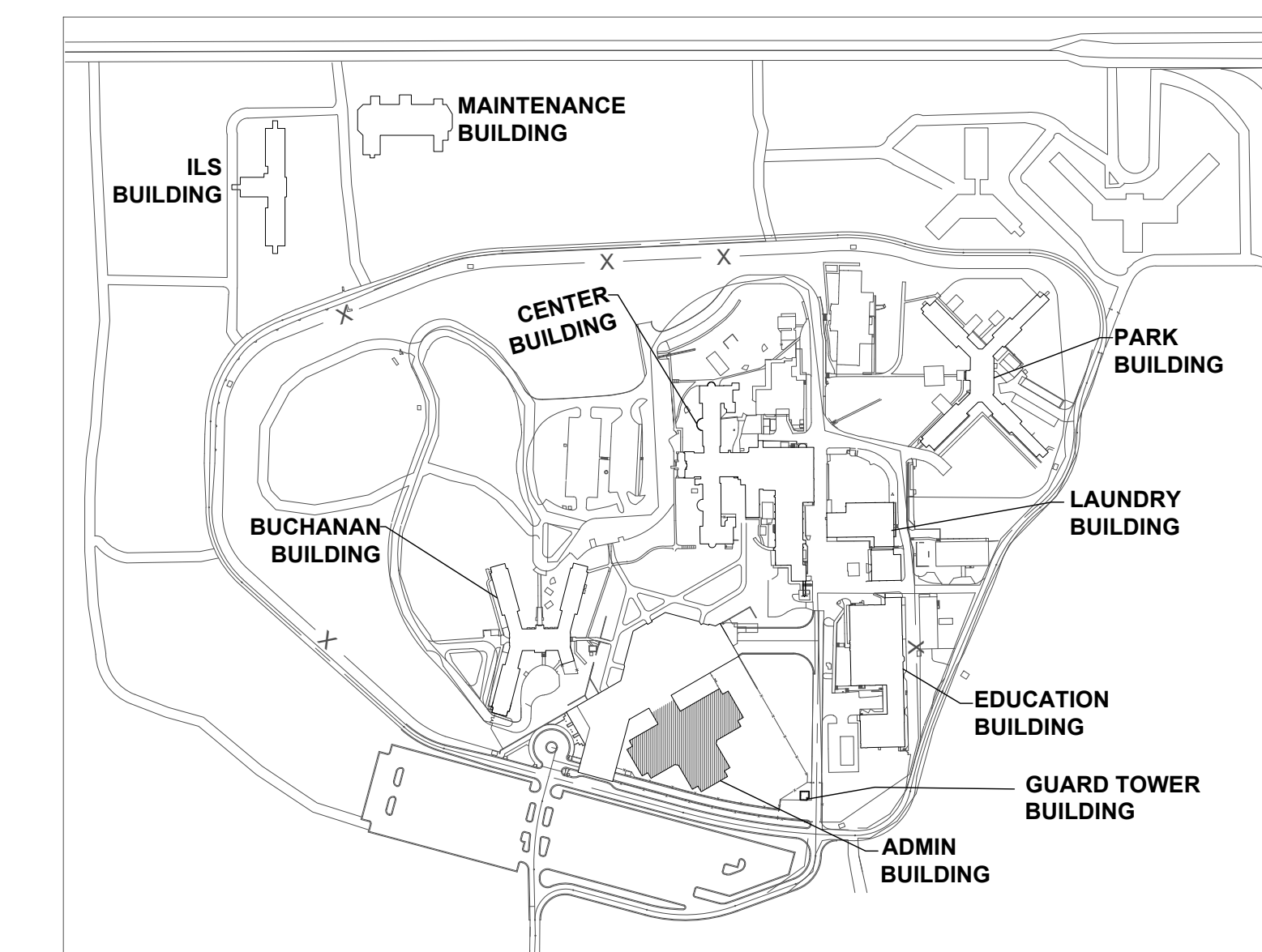

55 OF 93 SHEETS
.08/02/2024



GENERAL NOTES

1. ALL NOTIFICATION AND DETECTION DEVICES ARE TO BE REPLACED. LOCATIONS TO BE MODIFIED AS NECESSARY TO MEET THE REQUIREMENTS OF NFPA 72. REFER TO NEW WORK DRAWINGS FOR ADDITIONAL INFORMATION.
2. ALL WIRING AND CONDUIT IN GOOD WORKING CONDITION MAY BE RE UTILIZED FOR NEW FIRE ALARM SYSTEM.

1 ADMINISTRATION BUILDING - SECOND FLOOR FIRE ALARM DEMO PLAN PART-3
SCALE: 3/32" = 1'-0"



KEY PLAN



PROFESSIONAL SEAL



8675 W 96TH STREET
OVERLAND PARK, KS. 66212
PHONE: 816.33.4373
FAX: 913.722.3484

SCALE: 3/32"=1'-0"
(IN FEET)

OFFICE OF
ADMINISTRATION
DIVISION OF FACILITIES
MANAGEMENT,
DESIGN AND
CONSTRUCTION

Replace Fire Alarm Systems,
Multiple Assets.

WESTERN RECEPTION AND
DIAGNOSTIC CORRECTIONAL
CENTER

3401 FARAON ST.
ST JOSEPH, MO 64506

PROJECT # C2325-01
SITE # 7012
ASSET # 9327012063

REVISION: _____
DATE: _____
REVISION: _____
DATE: _____
REVISION: _____
DATE: _____
ISSUE DATE: 08/02/2024

CAD DWG FILE: FSC
DRAWN BY: DB
CHECKED BY: JMA
DESIGNED BY: FSC

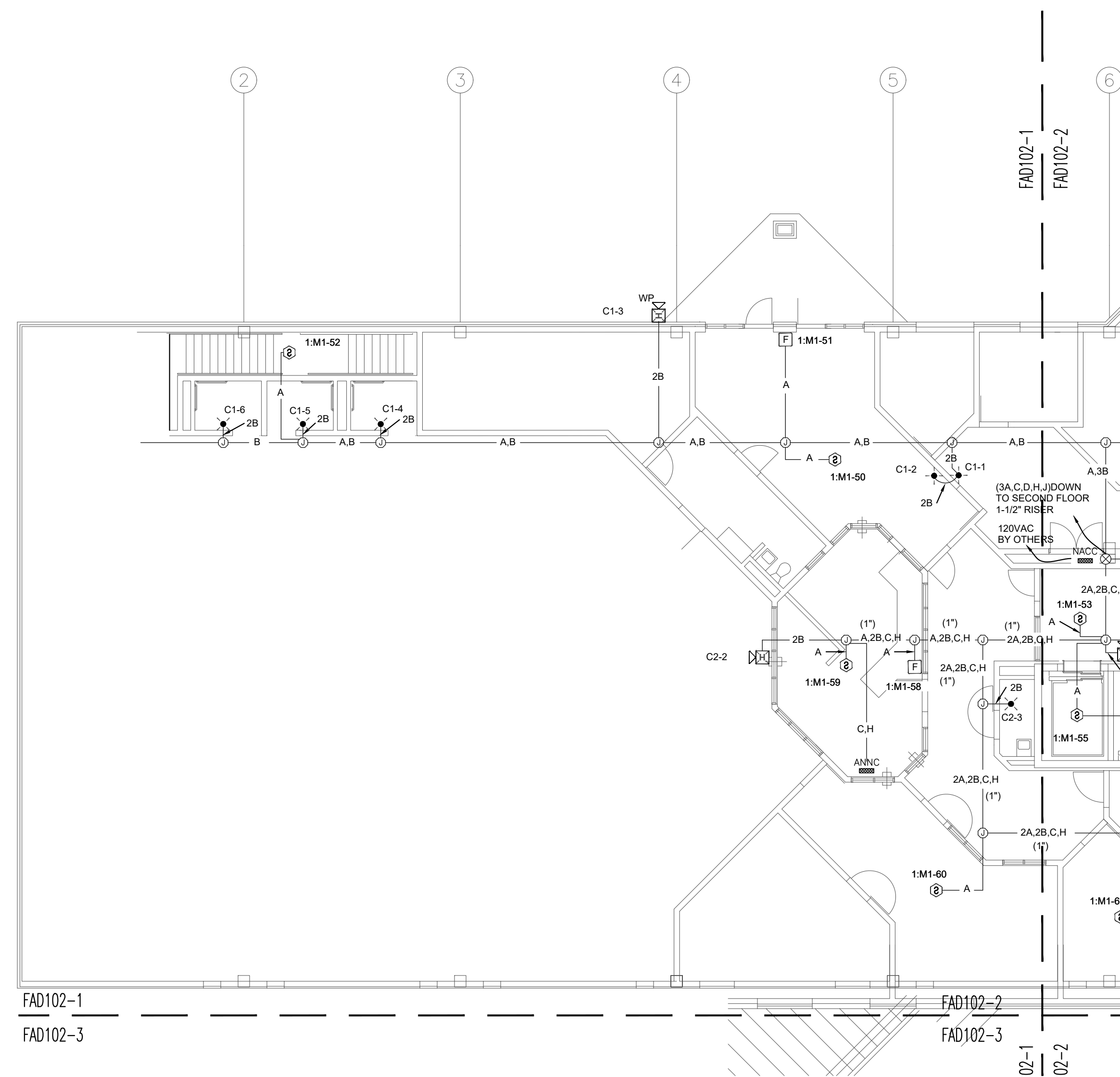
SHEET TITLE:
**ADMIN
BUILDING-THIRD
FLOOR FIRE ALARM
DEMO PLAN PART-1**

SHEET NUMBER:
FAD102-1

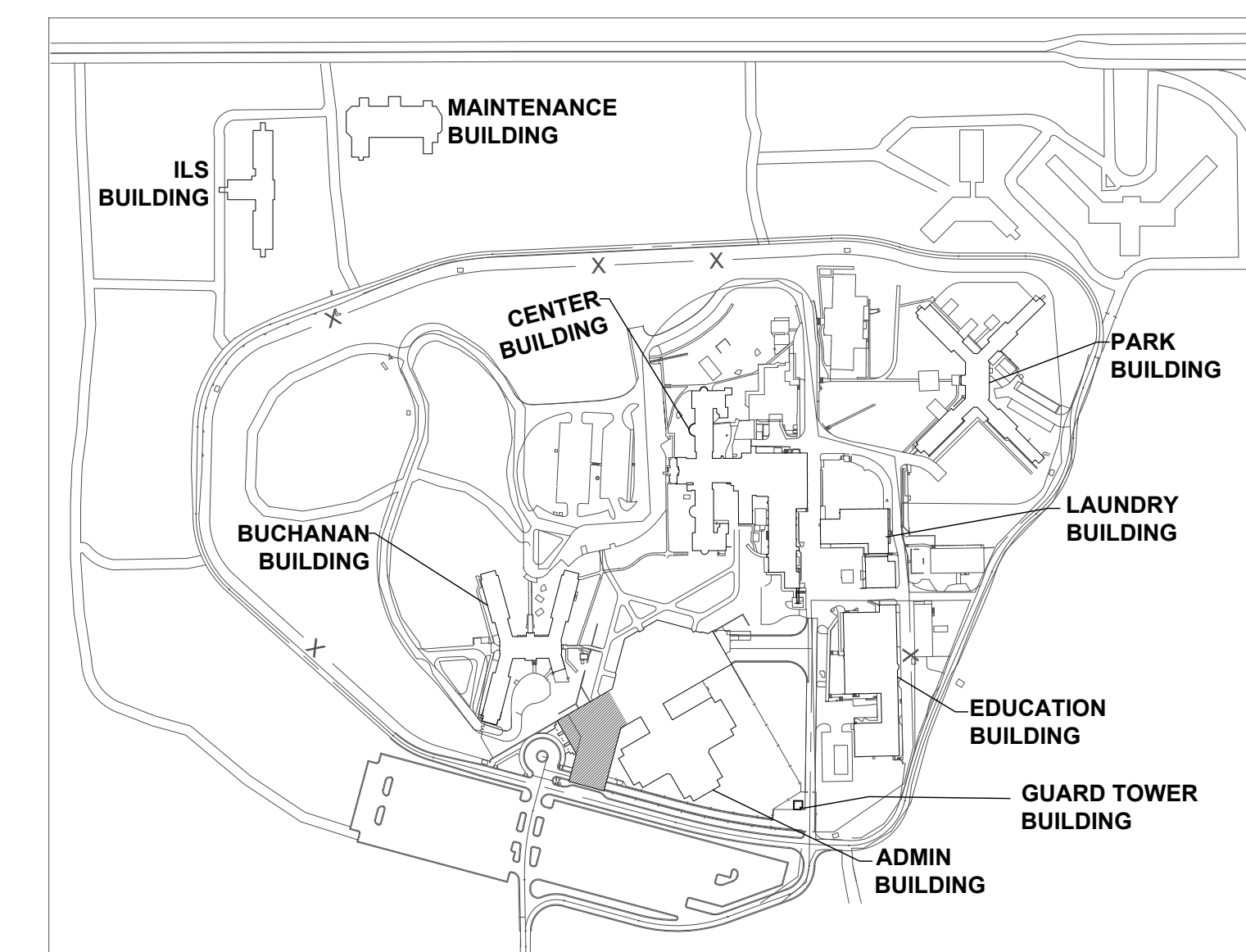
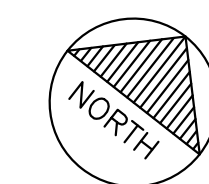
56 OF 93 SHEETS
.08/02/2024

GENERAL NOTES

1. ALL NOTIFICATION AND DETECTION DEVICES ARE TO BE REPLACED. LOCATIONS TO BE MODIFIED AS NECESSARY TO MEET THE REQUIREMENTS OF NFPA 72. REFER TO NEW WORK DRAWINGS FOR ADDITIONAL INFORMATION.
2. ALL WIRING AND CONDUIT IN GOOD WORKING CONDITION MAY BE RE UTILIZED FOR NEW FIRE ALARM SYSTEM.



1 ADMINISTRATION BUILDING - THIRD FLOOR FIRE ALARM DEMO PLAN PART-1
SCALE: 3/32" = 1'-0"



KEY PLAN



PROFESSIONAL SEAL



8675 W 96TH STREET
OVERLAND PARK, KS. 66212
PHONE: 816.33.4373
FAX: 913.722.3484

SCALE: 3/32" = 1'-0" (IN FEET)
0 5' 10' 20'

OFFICE OF
ADMINISTRATION
DIVISION OF FACILITIES
MANAGEMENT,
DESIGN AND
CONSTRUCTION

Replace Fire Alarm Systems,
Multiple Assets.

WESTERN RECEPTION AND
DIAGNOSTIC CORRECTIONAL
CENTER

3401 FARAON ST.
ST JOSEPH, MO 64506

PROJECT # C2325-01
SITE # 7012
ASSET # 9327012063

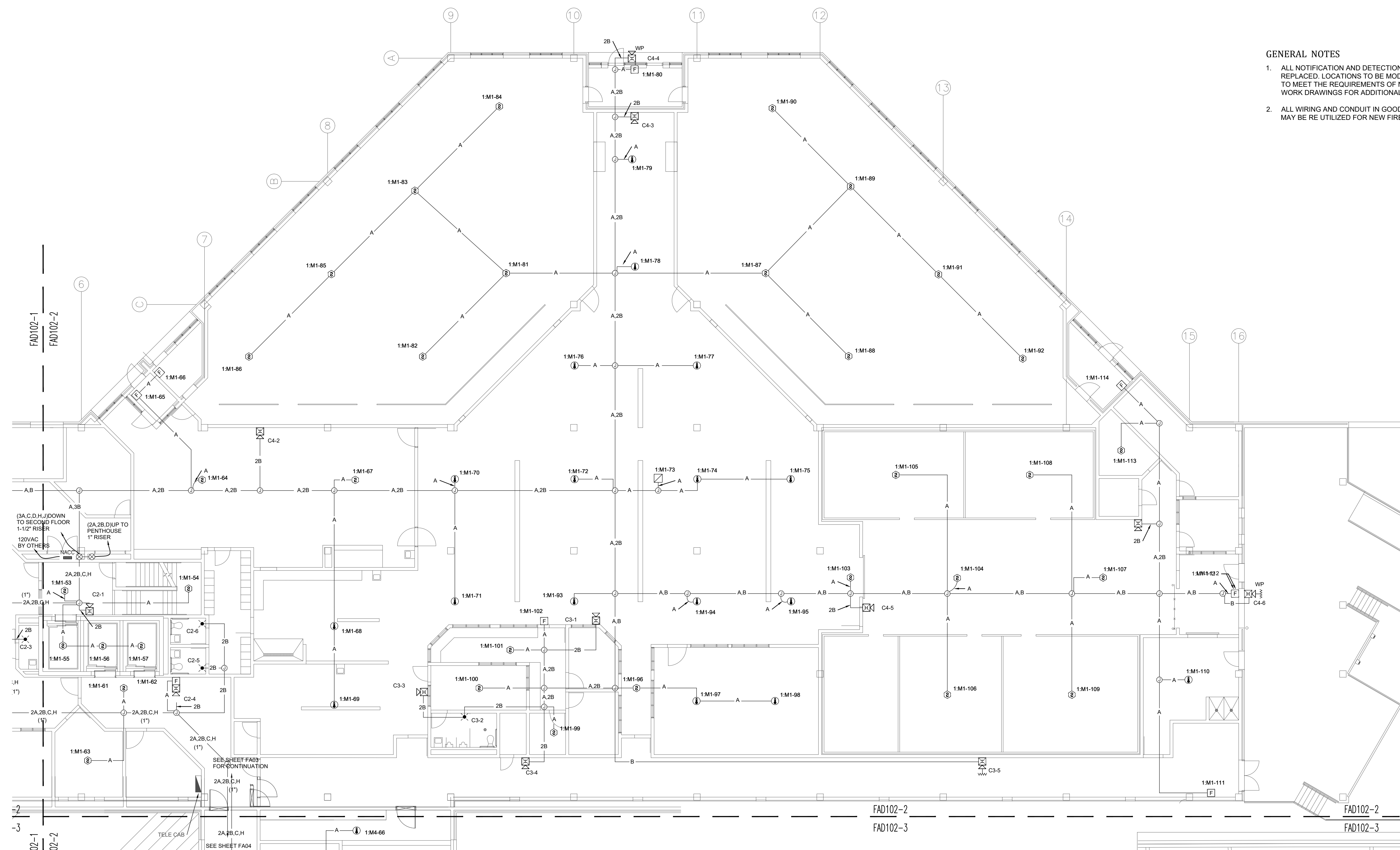
REVISION: _____
DATE: _____
REVISION: _____
DATE: _____
REVISION: _____
DATE: _____
ISSUE DATE: 08/02/2024

CAD DWG FILE: FSC
DRAWN BY: DB
CHECKED BY: JMA
DESIGNED BY: FSC

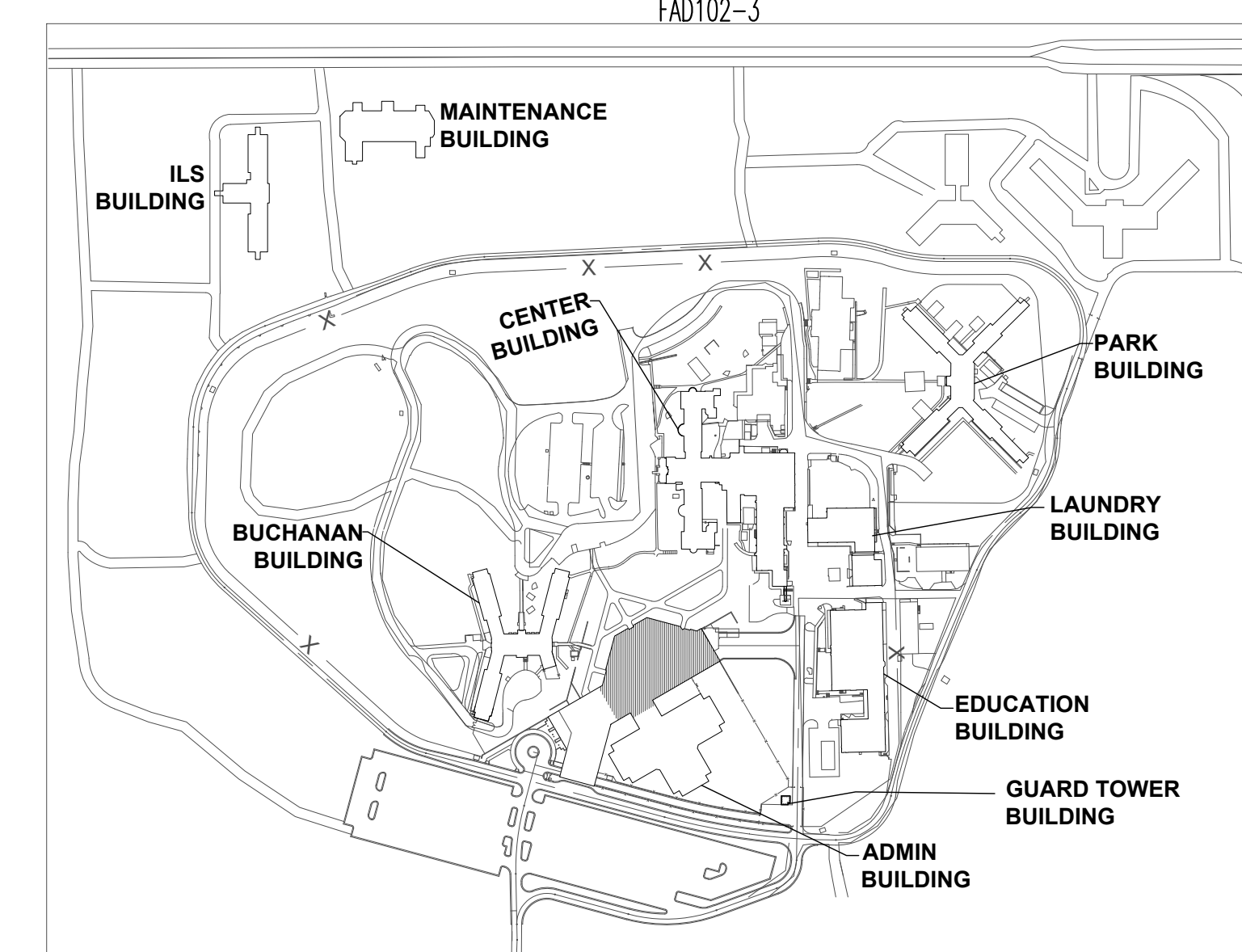
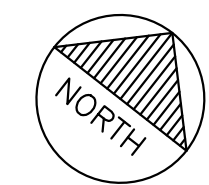
SHEET TITLE:
**ADMIN
BUILDING-THIRD
FLOOR FIRE ALARM
DEMO PLAN PART-2**

SHEET NUMBER:
FAD102-2

57 OF 93 SHEETS
.08/02/2024



1 ADMINISTRATION BUILDING - THIRD FLOOR FIRE ALARM DEMO PLAN PART-2
SCALE: 3/32" = 1'-0"



KEY PLAN



PROFESSIONAL SEAL



8675 W 96TH STREET
OVERLAND PARK, KS. 66212
PHONE: 816.33.4373
FAX: 913.722.3484

SCALE: 3/32"=1'-0" (IN FEET)
0 5' 10' 20'

OFFICE OF
ADMINISTRATION
DIVISION OF FACILITIES
MANAGEMENT,
DESIGN AND
CONSTRUCTION

Replace Fire Alarm Systems,
Multiple Assets.

WESTERN RECEPTION AND
DIAGNOSTIC CORRECTIONAL
CENTER

3401 FARAON ST.
ST JOSEPH, MO 64506

PROJECT # C2325-01
SITE # 7012
ASSET # 9327012063

REVISION: _____
DATE: _____
REVISION: _____
DATE: _____
REVISION: _____
DATE: _____
ISSUE DATE: 08/02/2024

CAD DWG FILE: FSC
DRAWN BY: DB
CHECKED BY: JMA
DESIGNED BY: FSC

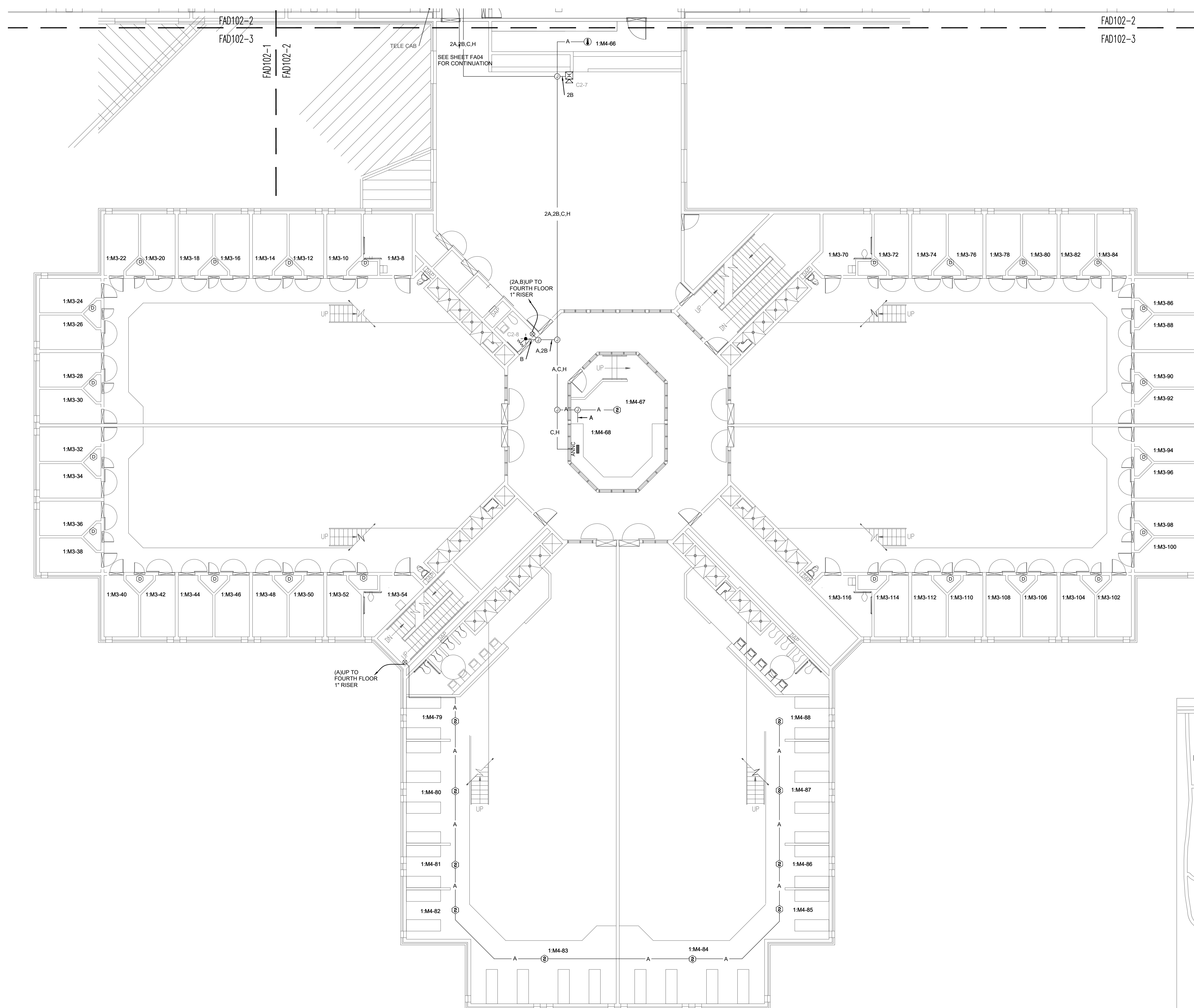
SHEET TITLE:
ADMIN
BUILDING-THIRD
FLOOR FIRE ALARM
DEMO PLAN PART-3

SHEET NUMBER:
FAD102-3

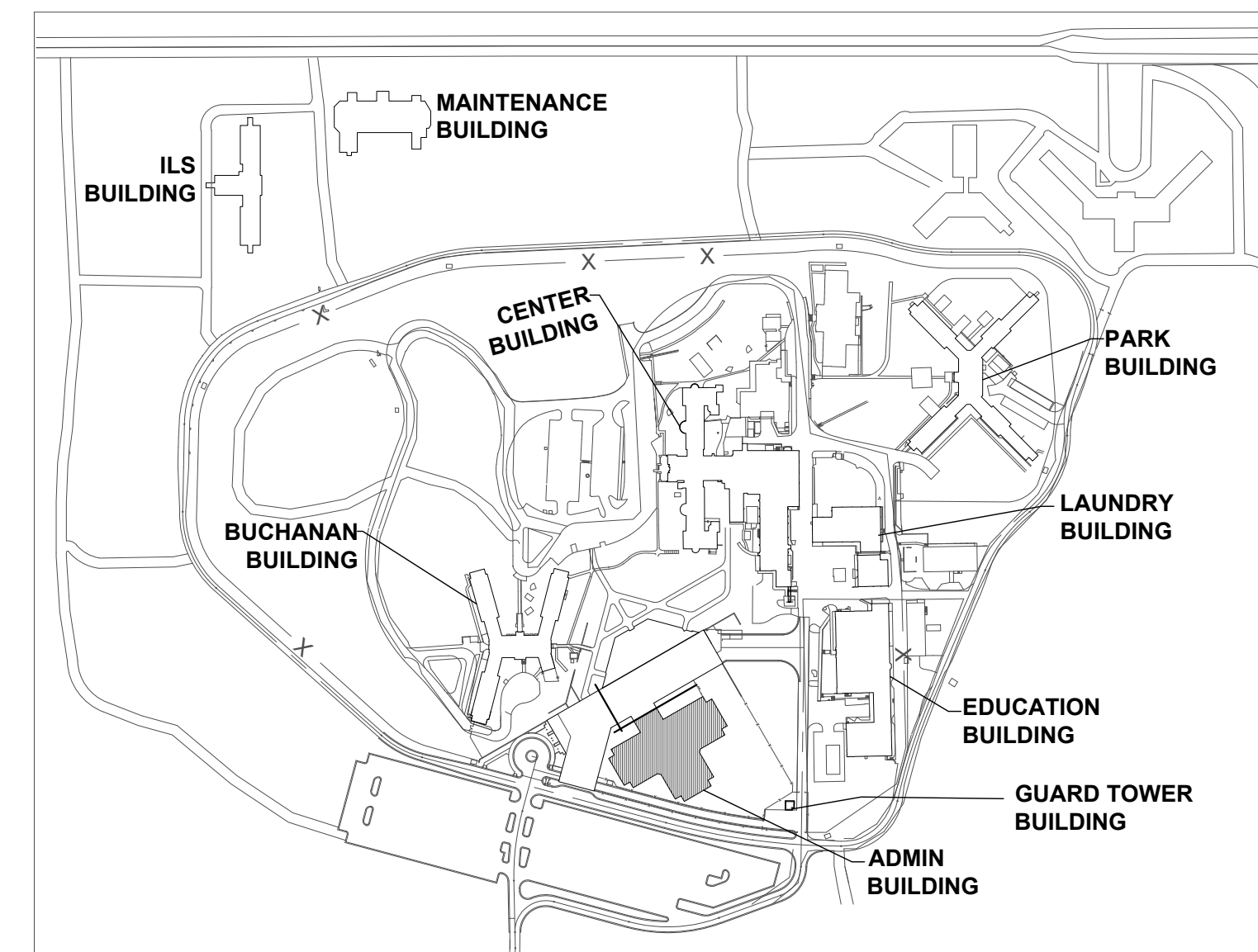
58 OF 93 SHEETS
.08/02/2024

GENERAL NOTES

1. ALL NOTIFICATION AND DETECTION DEVICES ARE TO BE REPLACED. LOCATIONS TO BE MODIFIED AS NECESSARY TO MEET THE REQUIREMENTS OF NFPA 72. REFER TO NEW WORK DRAWINGS FOR ADDITIONAL INFORMATION.
2. ALL WIRING AND CONDUIT IN GOOD WORKING CONDITION MAY BE RE UTILIZED FOR NEW FIRE ALARM SYSTEM.



1 ADMINISTRATION BUILDING - THIRD FLOOR FIRE ALARM DEMO PLAN PART-3
SCALE: 3/32" = 1'-0"



KEY PLAN



PROFESSIONAL SEAL



8675 W 96TH STREET
OVERLAND PARK, KS. 66212
PHONE: 816.33.4373
FAX: 913.722.3484

SCALE: 3/32"=1'-0" (IN FEET)
0 5' 10' 20'

OFFICE OF
ADMINISTRATION
DIVISION OF FACILITIES
MANAGEMENT,
DESIGN AND
CONSTRUCTION

Replace Fire Alarm Systems,
Multiple Assets.

WESTERN RECEPTION AND
DIAGNOSTIC CORRECTIONAL
CENTER

3401 FARAON ST.
ST JOSEPH, MO 64506

PROJECT # C2325-01
SITE # 7012
ASSET # 9327012063

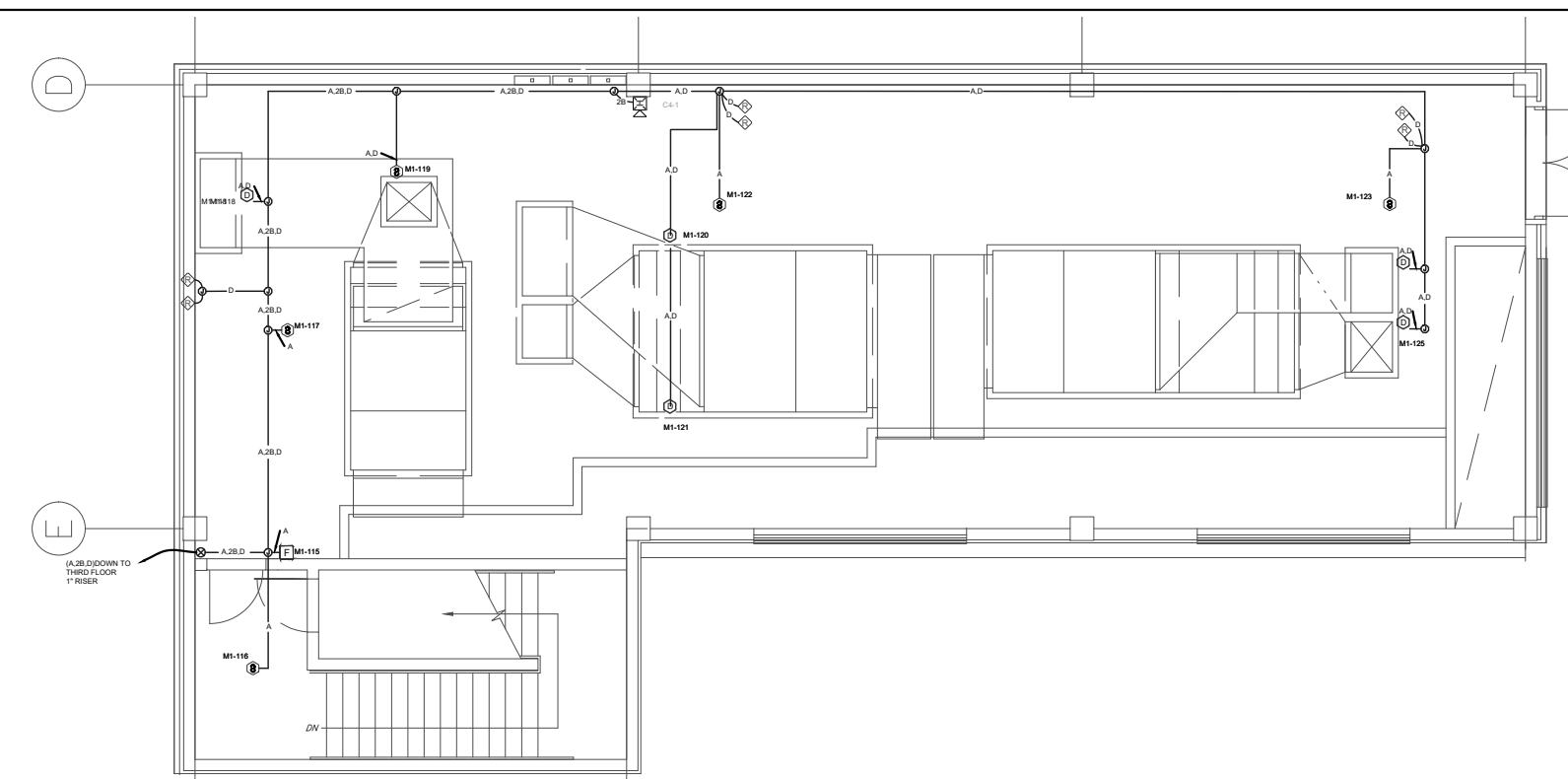
REVISION: _____
DATE: _____
REVISION: _____
DATE: _____
REVISION: _____
DATE: _____
ISSUE DATE: 08/02/2024

CAD DWG FILE: FSC
DRAWN BY: DB
CHECKED BY: JMA
DESIGNED BY: FSC

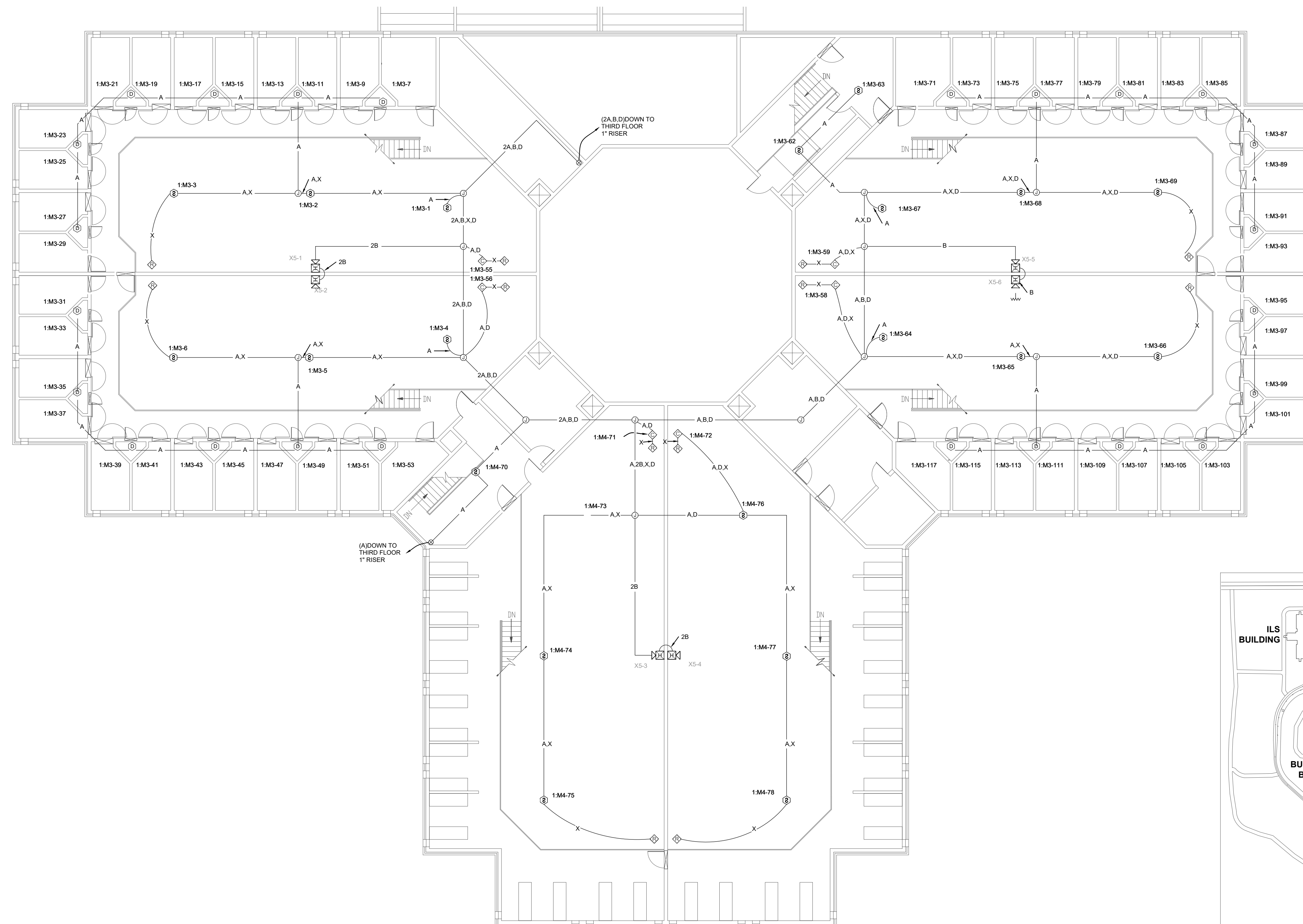
SHEET TITLE:
**ADMIN
BUILDING-FOURTH
FLOOR & PENTHOUSE
FIRE ALARM DEMO PLAN**

SHEET NUMBER:
FAD103

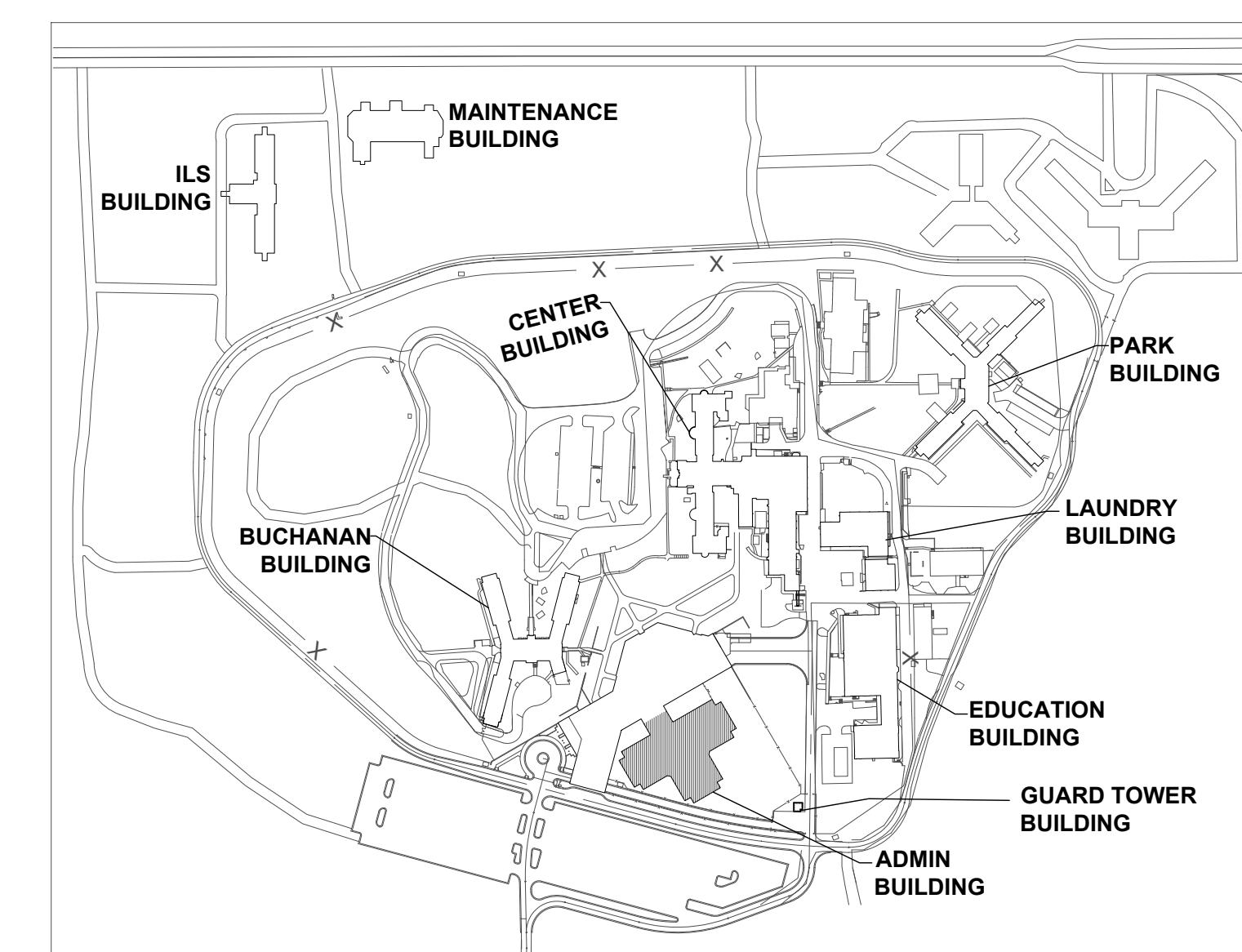

59 OF 93 SHEETS
.08/02/2024



2 ADMINISTRATION BUILDING - PENTHOUSE FIRE ALARM DEMO PLAN
SCALE: 3/32" = 1'-0"



1 ADMINISTRATION BUILDING - FOURTH FLOOR AND PENTHOUSE FIRE ALARM DEMO PLAN
SCALE: 3/32" = 1'-0"



KEY PLAN



PROFESSIONAL SEAL



8675 W 96TH STREET
OVERLAND PARK, KS. 66212
PHONE: 816.33.4373
FAX: 913.722.3484

SCALE: 3/32"=1'-0" (IN FEET)
0 5' 10' 20'

OFFICE OF
ADMINISTRATION
DIVISION OF FACILITIES
MANAGEMENT,
DESIGN AND
CONSTRUCTION

Replace Fire Alarm Systems,
Multiple Assets.

WESTERN RECEPTION AND
DIAGNOSTIC CORRECTIONAL
CENTER

3401 FARAON ST.
ST JOSEPH, MO 64506

PROJECT # C2325-01
SITE # 7012
ASSET # 9327012063

REVISION: _____
DATE: _____
REVISION: _____
DATE: _____
REVISION: _____
DATE: _____
ISSUE DATE: 08/02/2024

CAD DWG FILE: FSC
DRAWN BY: DB
CHECKED BY: JMA
DESIGNED BY: FSC

SHEET TITLE:
**BUCHANAN
BUILDING-FIRST FLOOR
FIRE ALARM DEMO
PLAN PART-1**

SHEET NUMBER:
FAD200-1

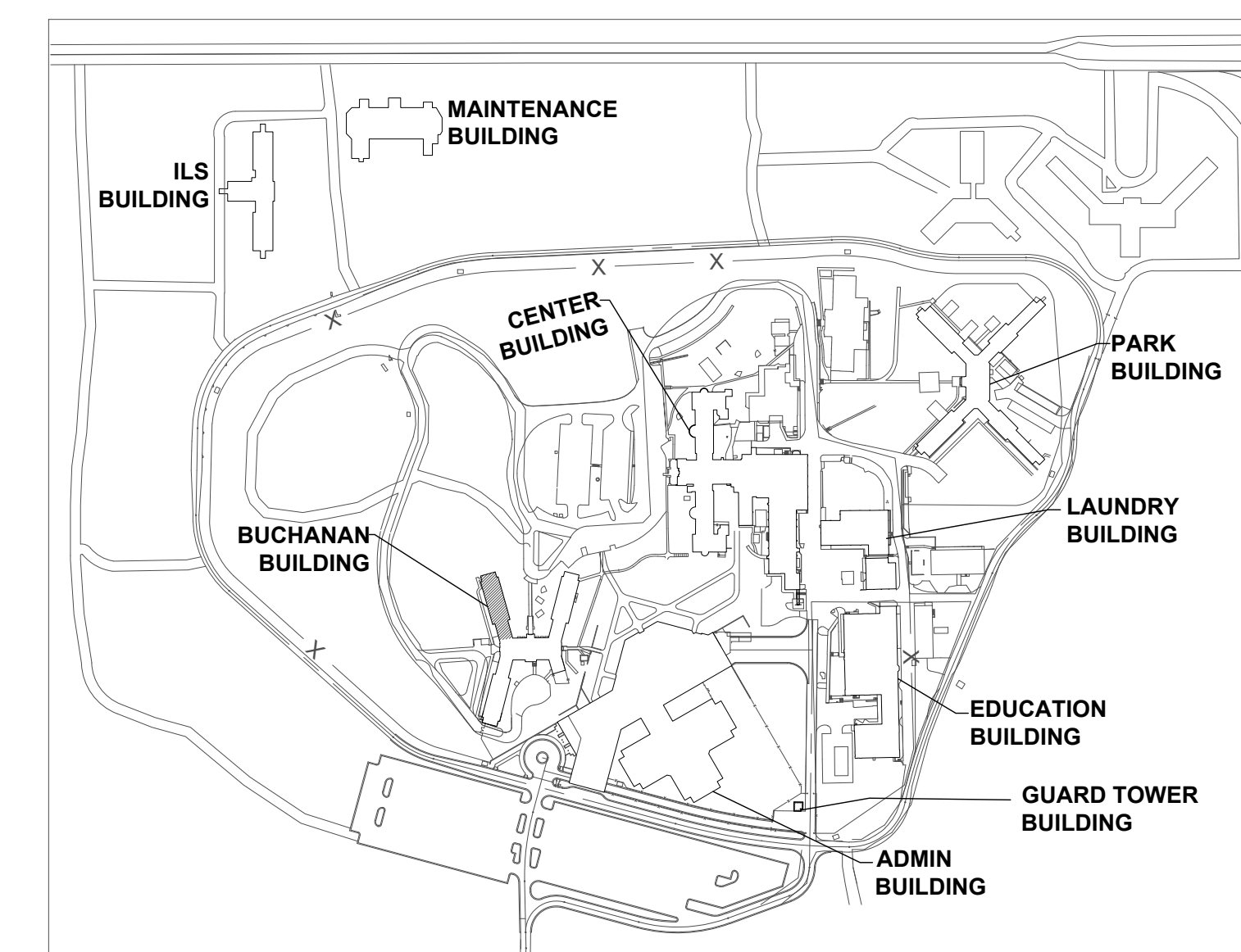
60 OF 93 SHEETS
.08/02/2024

GENERAL NOTES

1. ALL NOTIFICATION AND DETECTION DEVICES ARE TO BE REPLACED. LOCATIONS TO BE MODIFIED AS NECESSARY TO MEET THE REQUIREMENTS OF NFPA 72. REFER TO NEW WORK DRAWINGS FOR ADDITIONAL INFORMATION.
2. ALL WIRING AND CONDUIT IN GOOD WORKING CONDITION MAY BE RE UTILIZED FOR NEW FIRE ALARM SYSTEM.



1 BUCHANAN BUILDING - FIRST FLOOR FIRE ALARM DEMO PLAN PART-1
SCALE: 3/32" = 1'-0"
NORTH



KEY PLAN



PROFESSIONAL SEAL



8675 W 96TH STREET
OVERLAND PARK, KS. 66212
PHONE: 816.33.4373
FAX: 913.722.3484

SCALE: 3/32"=1'-0" (IN FEET)
0 5 10 20'

OFFICE OF
ADMINISTRATION
DIVISION OF FACILITIES
MANAGEMENT,
DESIGN AND
CONSTRUCTION

Replace Fire Alarm Systems,
Multiple Assets.

WESTERN RECEPTION AND
DIAGNOSTIC CORRECTIONAL
CENTER

3401 FARAON ST.
ST JOSEPH, MO 64506

PROJECT # C2325-01
SITE # 7012
ASSET # 9327012063

REVISION: _____
DATE: _____
REVISION: _____
DATE: _____
REVISION: _____
DATE: _____
ISSUE DATE: 08/02/2024

CAD DWG FILE: FSC
DRAWN BY: DB
CHECKED BY: JMA
DESIGNED BY: FSC

SHEET TITLE:
**BUCHANAN
BUILDING-FIRST FLOOR
FIRE ALARM DEMO
PLAN PART-2**

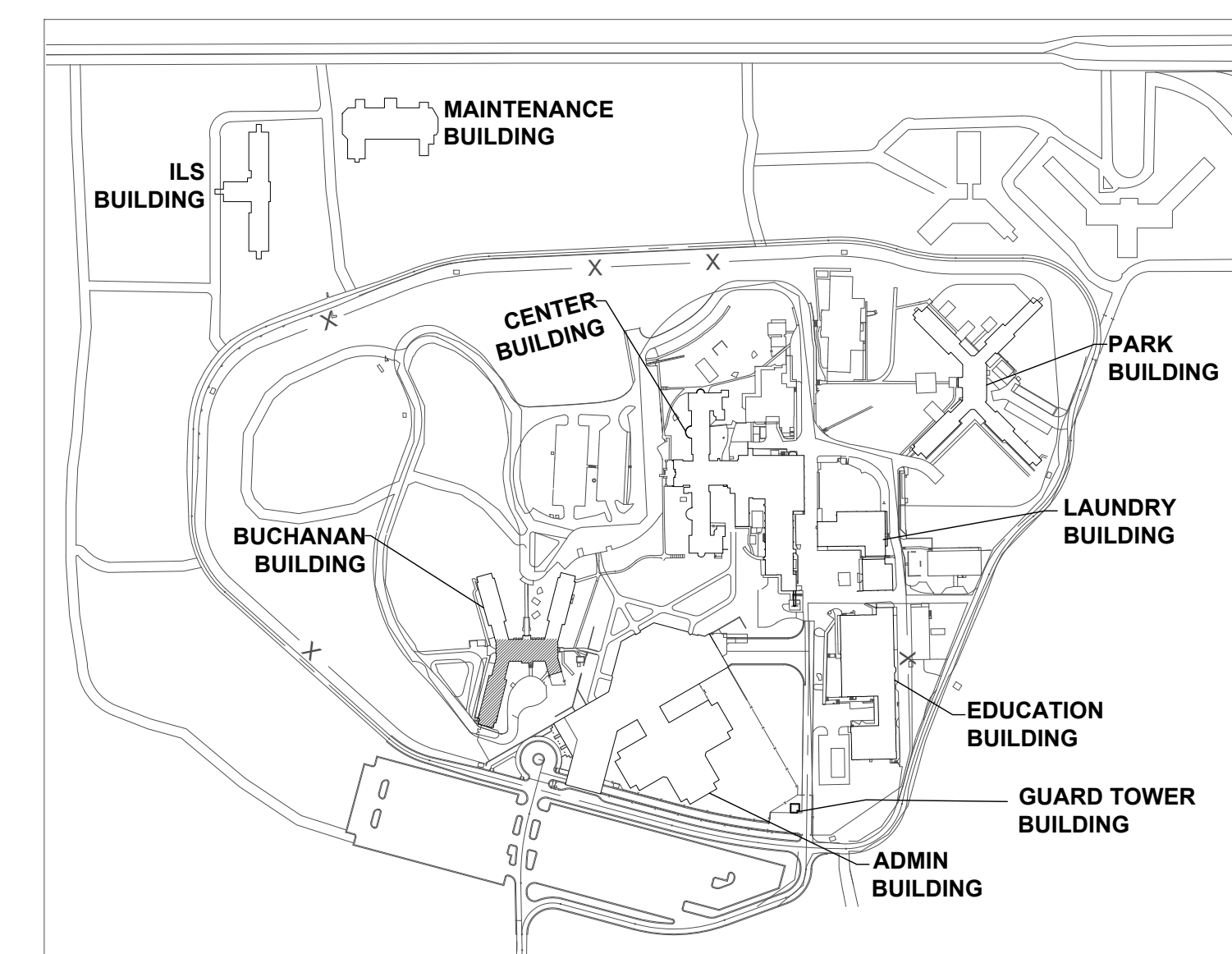
SHEET NUMBER:
FAD200-2

GENERAL NOTES

1. ALL NOTIFICATION AND DETECTION DEVICES ARE TO BE REPLACED. LOCATIONS TO BE MODIFIED AS NECESSARY TO MEET THE REQUIREMENTS OF NFPA 72. REFER TO NEW WORK DRAWINGS FOR ADDITIONAL INFORMATION.
2. ALL WIRING AND CONDUIT IN GOOD WORKING CONDITION MAY BE RE UTILIZED FOR NEW FIRE ALARM SYSTEM.



1 BUCHANAN BUILDING - FIRST FLOOR FIRE ALARM DEMO PLAN-PART-2
SCALE: 3/32" = 1'-0"



KEY PLAN



PROFESSIONAL SEAL



8675 W 96TH STREET
OVERLAND PARK, KS. 66212
PHONE: 816.33.4373
FAX: 913.722.3484

SCALE: 3/32"=1'-0" (IN FEET)
0 5' 10' 20'

OFFICE OF
ADMINISTRATION
DIVISION OF FACILITIES
MANAGEMENT,
DESIGN AND
CONSTRUCTION

Replace Fire Alarm Systems,
Multiple Assets.

WESTERN RECEPTION AND
DIAGNOSTIC CORRECTIONAL
CENTER

3401 FARAON ST.
ST JOSEPH, MO 64506

PROJECT # C2325-01
SITE # 7012
ASSET # 9327012063

REVISION: _____
DATE: _____
REVISION: _____
DATE: _____
REVISION: _____
DATE: _____
ISSUE DATE: 08/02/2024

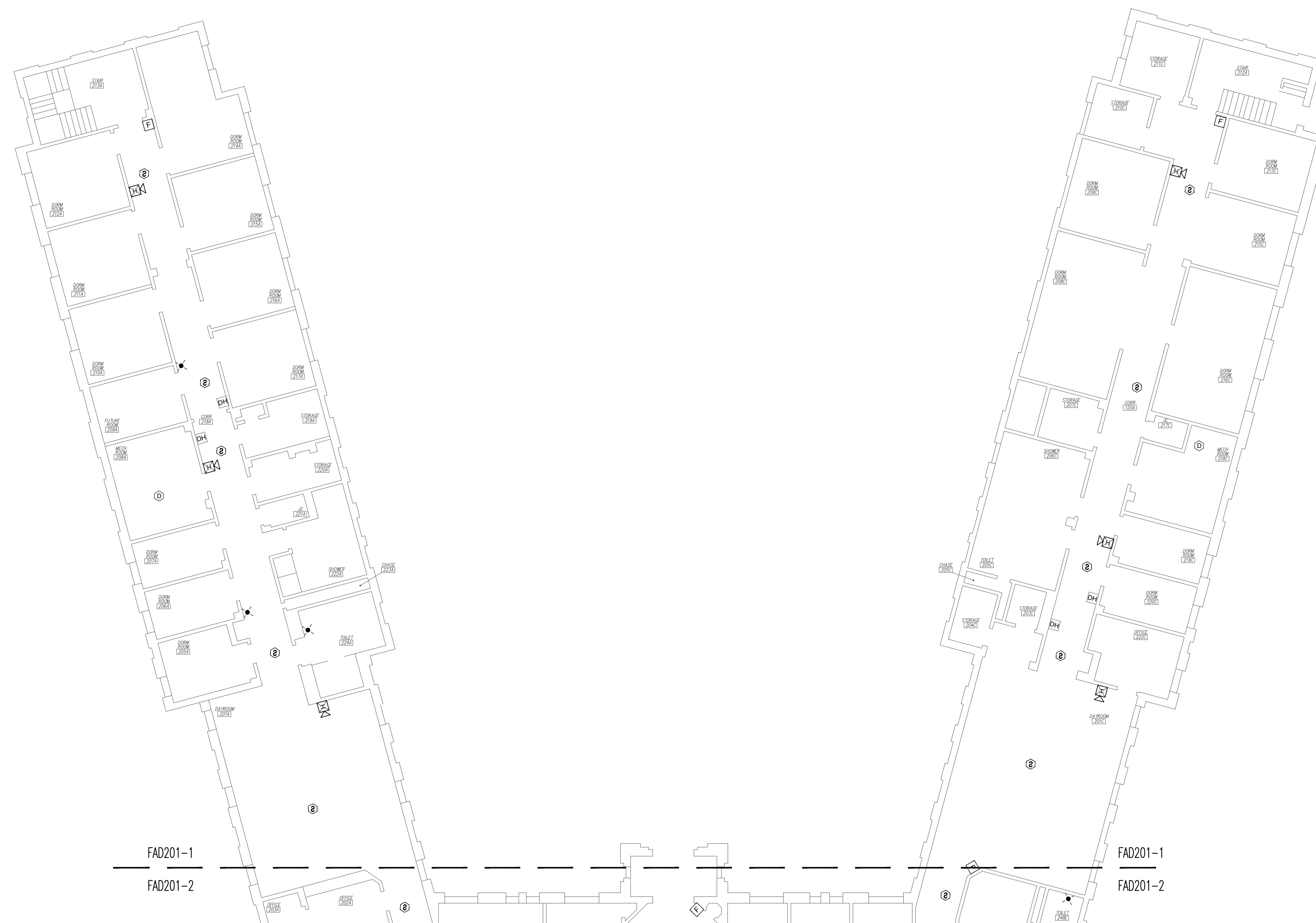
CAD DWG FILE: FSC
DRAWN BY: DB
CHECKED BY: JMA
DESIGNED BY: FSC

SHEET TITLE:
**BUCHANAN
BUILDING-SECOND
FLOOR FIRE ALARM
DEMO PLAN PART-1**

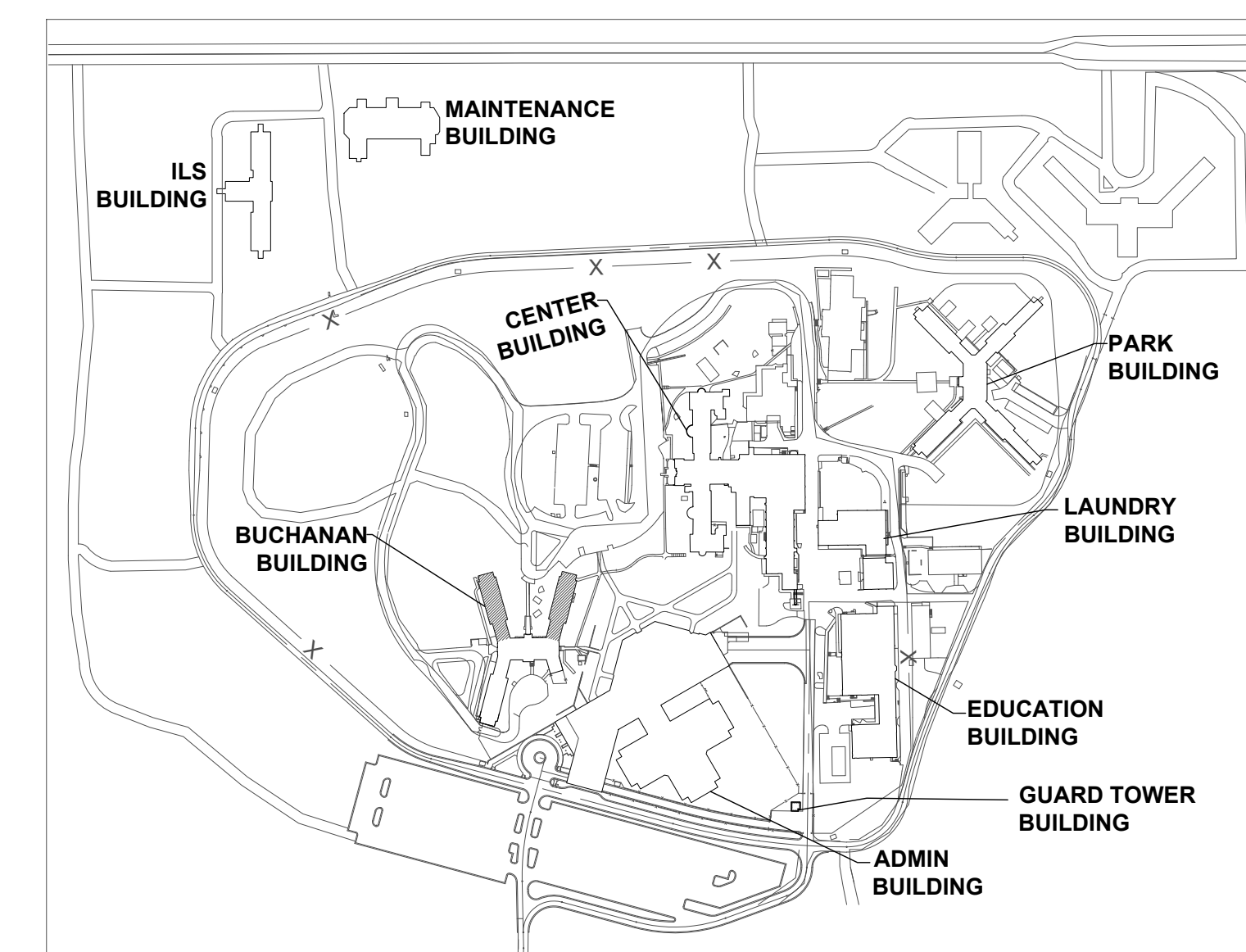
SHEET NUMBER:
FAD201

GENERAL NOTES

1. ALL NOTIFICATION AND DETECTION DEVICES ARE TO BE REPLACED. LOCATIONS TO BE MODIFIED AS NECESSARY TO MEET THE REQUIREMENTS OF NFPA 72. REFER TO NEW WORK DRAWINGS FOR ADDITIONAL INFORMATION.
2. ALL WIRING AND CONDUIT IN GOOD WORKING CONDITION MAY BE RE UTILIZED FOR NEW FIRE ALARM SYSTEM.



1 BUCHANAN BUILDING - SECOND FLOOR FIRE ALARM DEMO PLAN PART-1
SCALE: 3/32" = 1'-0"
NORTH



KEY PLAN



PROFESSIONAL SEAL



8675 W 96TH STREET
OVERLAND PARK, KS. 66212
PHONE: 816.33.4373
FAX: 913.722.3484

SCALE: 3/32"=1'-0" (IN FEET)
0 5 10 20

OFFICE OF
ADMINISTRATION
DIVISION OF FACILITIES
MANAGEMENT,
DESIGN AND
CONSTRUCTION

Replace Fire Alarm Systems,
Multiple Assets.

WESTERN RECEPTION AND
DIAGNOSTIC CORRECTIONAL
CENTER

3401 FARAON ST.
ST JOSEPH, MO 64506

PROJECT # C2325-01
SITE # 7012
ASSET # 9327012063

REVISION: _____
DATE: _____
REVISION: _____
DATE: _____
REVISION: _____
DATE: _____
ISSUE DATE: 08/02/2024

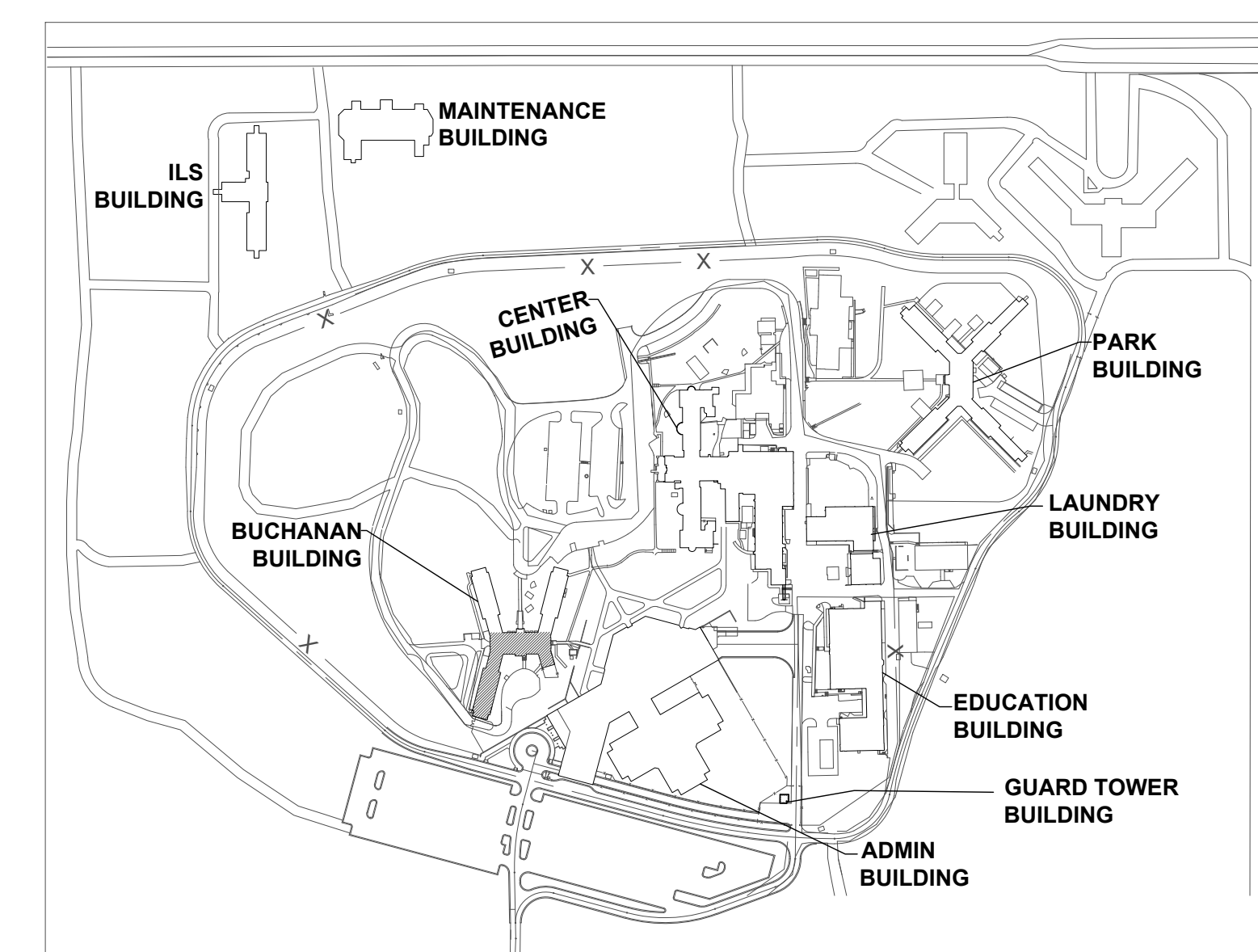
CAD DWG FILE: FSC
DRAWN BY: DB
CHECKED BY: JMA
DESIGNED BY: FSC

SHEET TITLE:
BUCHANAN
BUILDING-SECOND
FLOOR FIRE ALARM
DEMO PLAN PART-2


SHEET NUMBER:
FAD201-2



1 BUCHANAN BUILDING - SECOND FLOOR FIRE ALARM DEMO PLAN PART-2
SCALE: 3/32" = 1'-0"



KEY PLAN



PROFESSIONAL SEAL



8675 W 96TH STREET
OVERLAND PARK, KS. 66212
PHONE: 816.33.4373
FAX: 913.722.3484

SCALE: 3/32"=1'-0" (IN FEET)
0 5 10 20

OFFICE OF
ADMINISTRATION
DIVISION OF FACILITIES
MANAGEMENT,
DESIGN AND
CONSTRUCTION

Replace Fire Alarm Systems,
Multiple Assets.

WESTERN RECEPTION AND
DIAGNOSTIC CORRECTIONAL
CENTER

3401 FARAON ST.
ST JOSEPH, MO 64506

PROJECT # C2325-01
SITE # 7012
ASSET # 9327012063

REVISION: _____
DATE: _____
REVISION: _____
DATE: _____
REVISION: _____
DATE: _____
ISSUE DATE: 08/02/2024

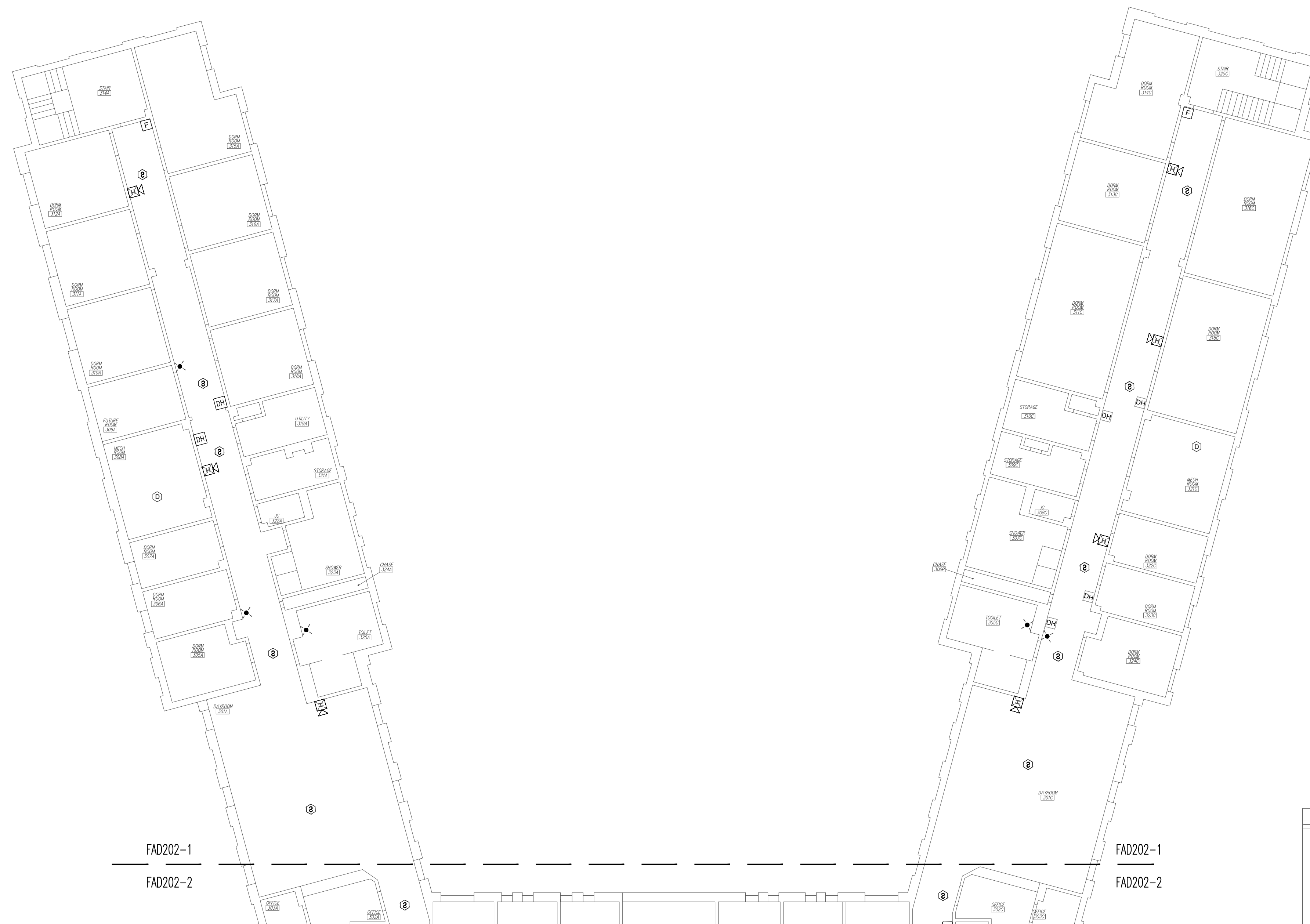
CAD DWG FILE: FSC
DRAWN BY: DB
CHECKED BY: JMA
DESIGNED BY: FSC

SHEET TITLE:
**BUCHANAN
BUILDING-THIRD
FLOOR FIRE ALARM
DEMO PLAN PART-1**

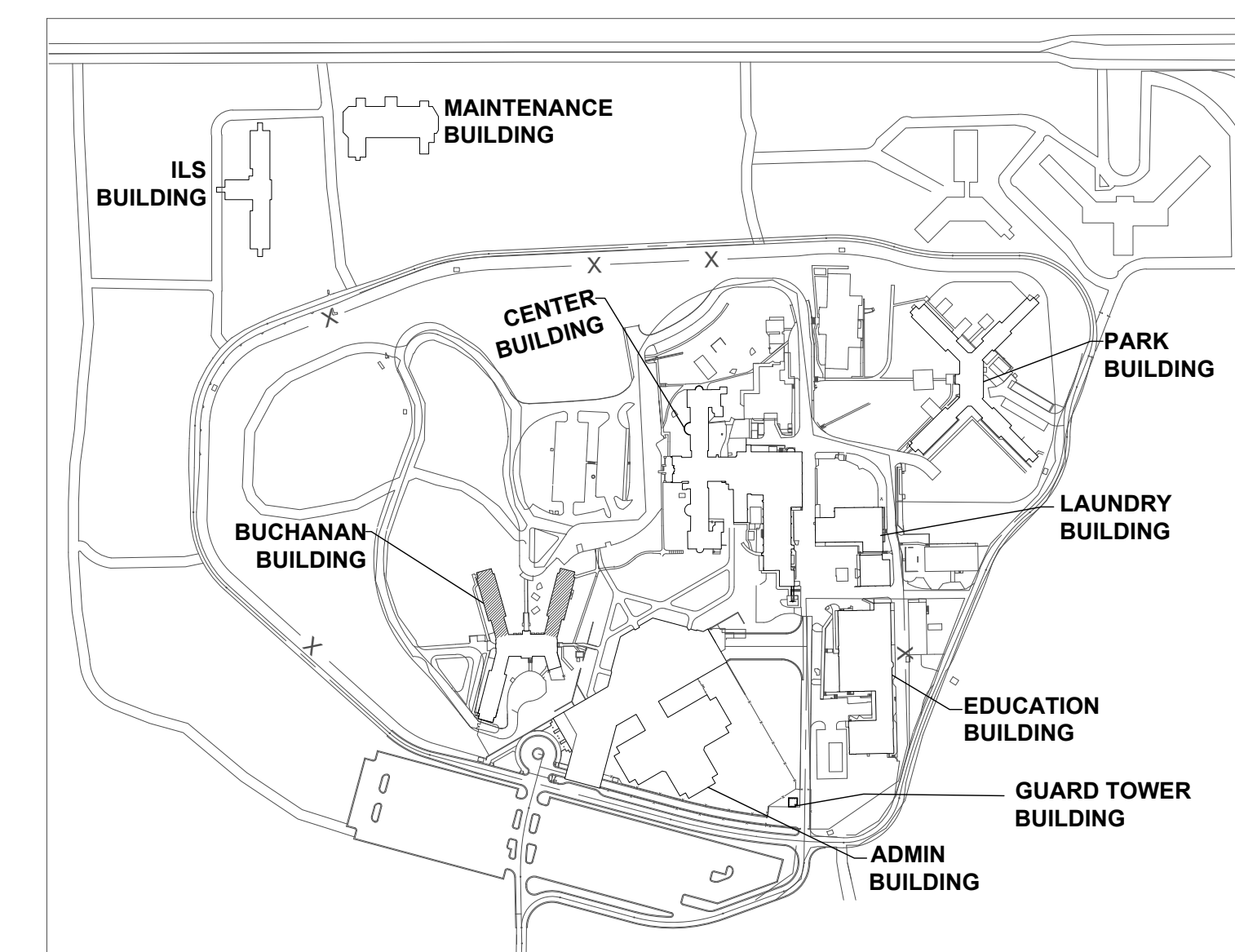
SHEET NUMBER:
FAD202-1

GENERAL NOTES

1. ALL NOTIFICATION AND DETECTION DEVICES ARE TO BE REPLACED. LOCATIONS TO BE MODIFIED AS NECESSARY TO MEET THE REQUIREMENTS OF NFPA 72. REFER TO NEW WORK DRAWINGS FOR ADDITIONAL INFORMATION.
2. ALL WIRING AND CONDUIT IN GOOD WORKING CONDITION MAY BE RE UTILIZED FOR NEW FIRE ALARM SYSTEM.



1 BUCHANAN BUILDING - THIRD FLOOR FIRE ALARM DEMO PLAN PART-1
SCALE: 3/32" = 1'-0"



KEY PLAN



PROFESSIONAL SEAL



8675 W 96TH STREET
OVERLAND PARK, KS. 66212
PHONE: 816.33.4373
FAX: 913.722.3484

SCALE: 3/32"=1'-0" (IN FEET)
0 5' 10' 20'

OFFICE OF
ADMINISTRATION
DIVISION OF FACILITIES
MANAGEMENT,
DESIGN AND
CONSTRUCTION

Replace Fire Alarm Systems,
Multiple Assets.

WESTERN RECEPTION AND
DIAGNOSTIC CORRECTIONAL
CENTER

3401 FARAON ST.
ST JOSEPH, MO 64506

PROJECT # C2325-01
SITE # 7012
ASSET # 9327012063

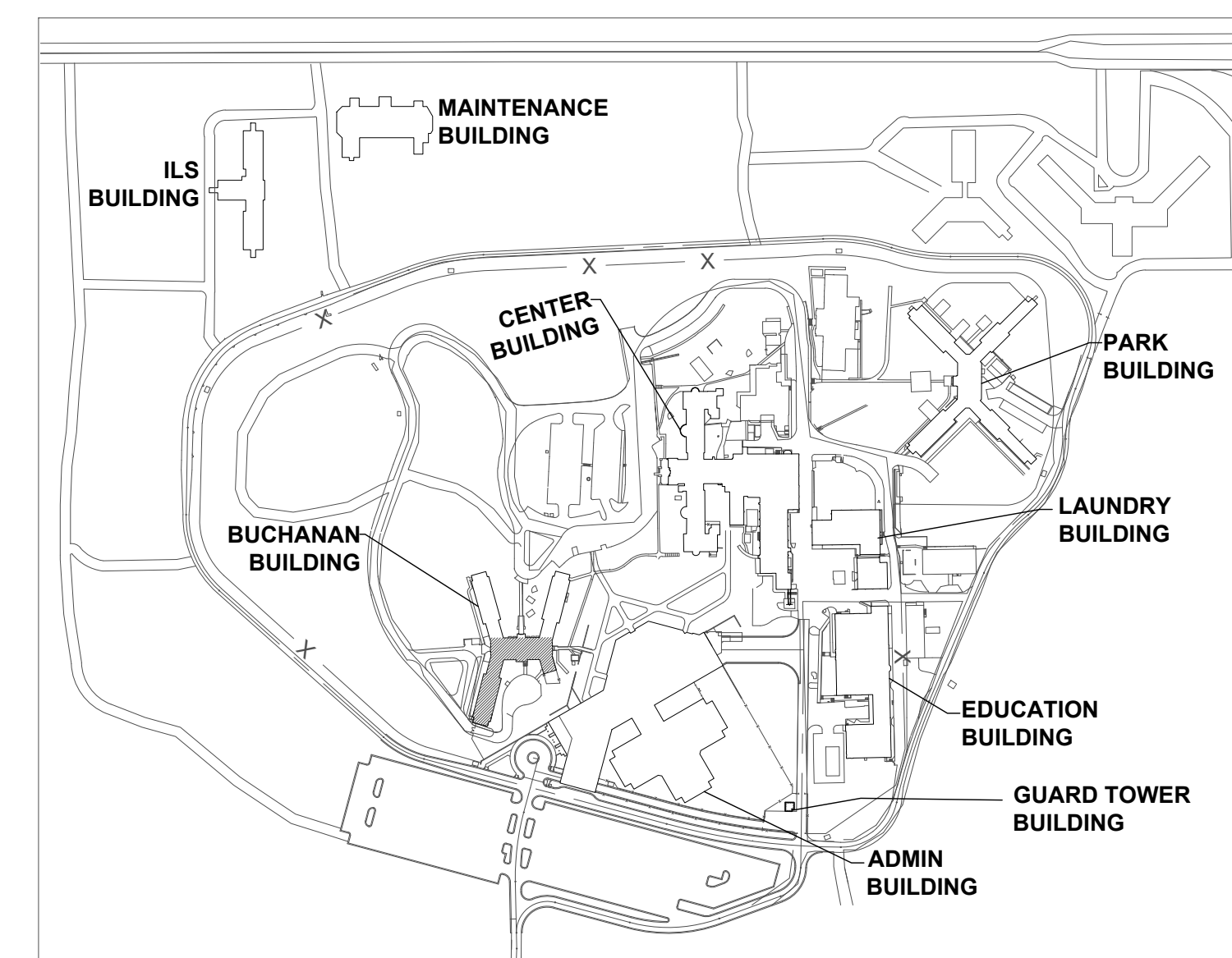
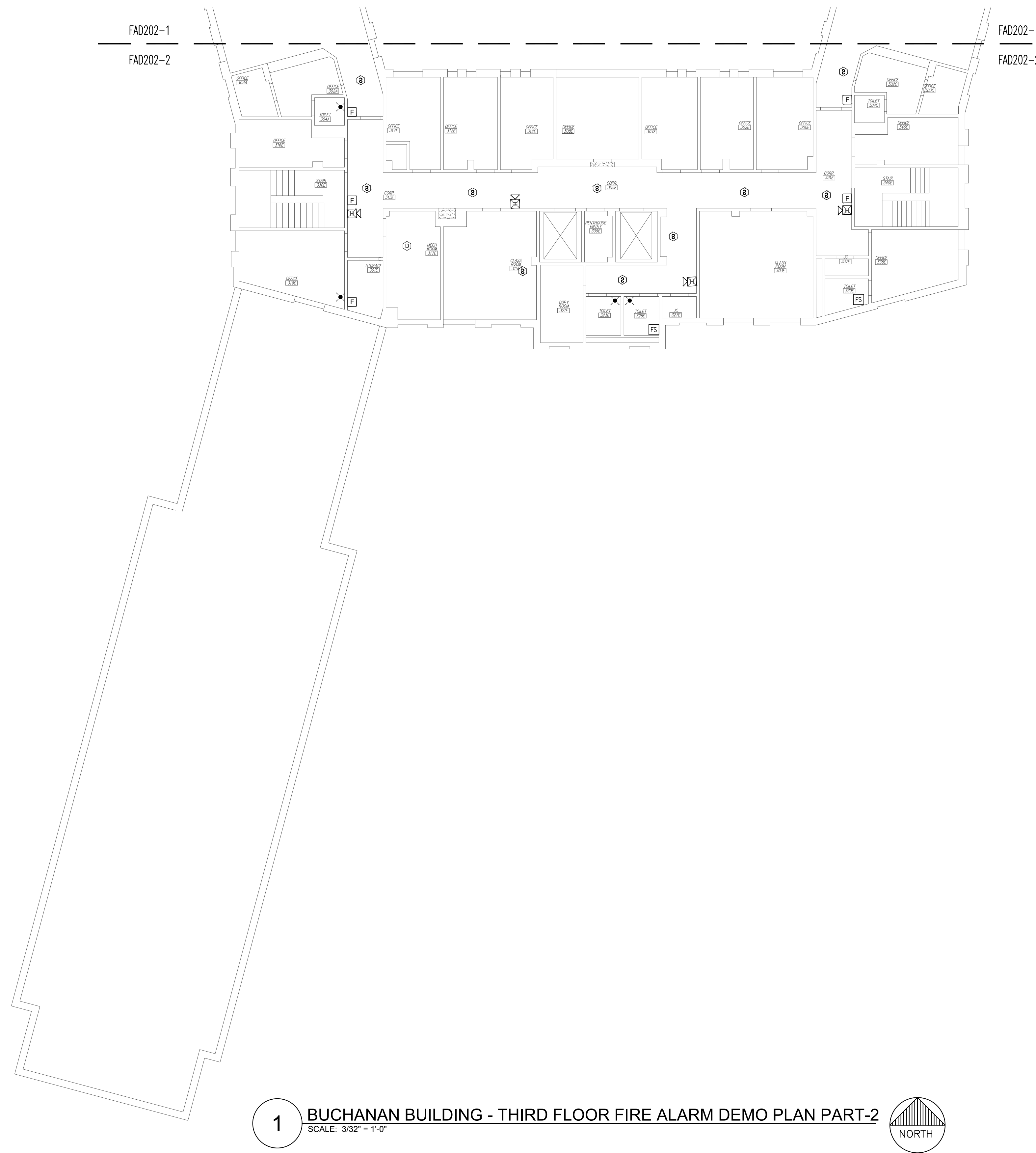
REVISION: _____
DATE: _____
REVISION: _____
DATE: _____
REVISION: _____
DATE: _____
ISSUE DATE: 08/02/2024

CAD DWG FILE: FSC
DRAWN BY: DB
CHECKED BY: JMA
DESIGNED BY: FSC

SHEET TITLE:
**BUCHANAN
BUILDING-THIRD
FLOOR FIRE ALARM
DEMO PLAN PART-2**

SHEET NUMBER:
FAD202-2

65 OF 93 SHEETS
.08/02/2024



KEY PLAN



PROFESSIONAL SEAL



8675 W 96TH STREET
OVERLAND PARK, KS. 66212
PHONE: 816.33.4373
FAX: 913.722.3484

SCALE: 3/32"=1'-0" (IN FEET)
0 5' 10' 20'

OFFICE OF
ADMINISTRATION
DIVISION OF FACILITIES
MANAGEMENT,
DESIGN AND
CONSTRUCTION

Replace Fire Alarm Systems,
Multiple Assets.

WESTERN RECEPTION AND
DIAGNOSTIC CORRECTIONAL
CENTER

3401 FARAON ST.
ST JOSEPH, MO 64506

PROJECT # C2325-01
SITE # 7012
ASSET # 9327012063

REVISION:
DATE:
REVISION:
DATE:
REVISION:
DATE:
ISSUE DATE: 08/02/2024

CAD DWG FILE: FSC
DRAWN BY: DB
CHECKED BY: JMA
DESIGNED BY: FSC

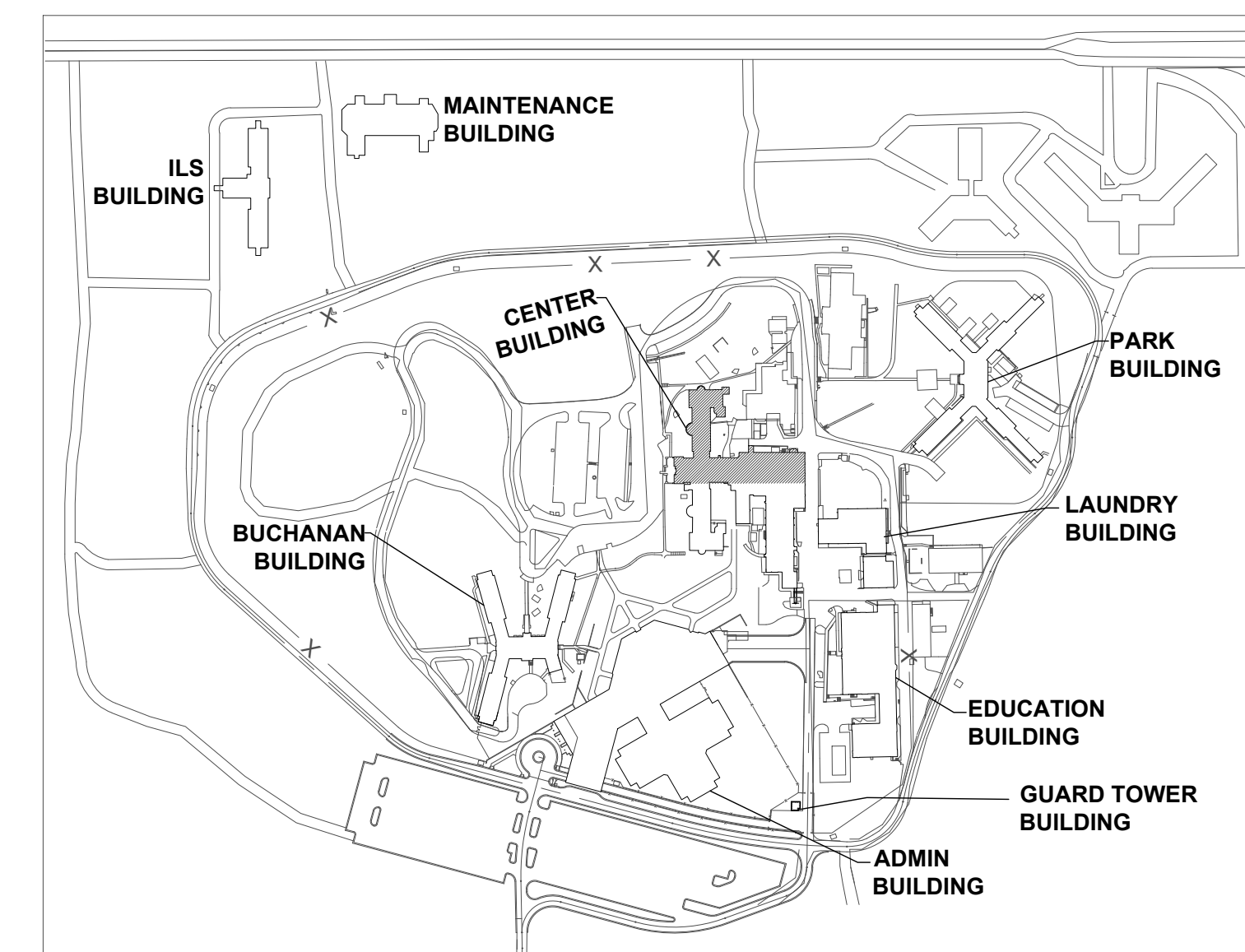
SHEET TITLE:
CENTER
BUILDING-BASEMENT
FLOOR FIRE ALARM
DEMO PLAN PART-1

SHEET NUMBER:
FAD300-1

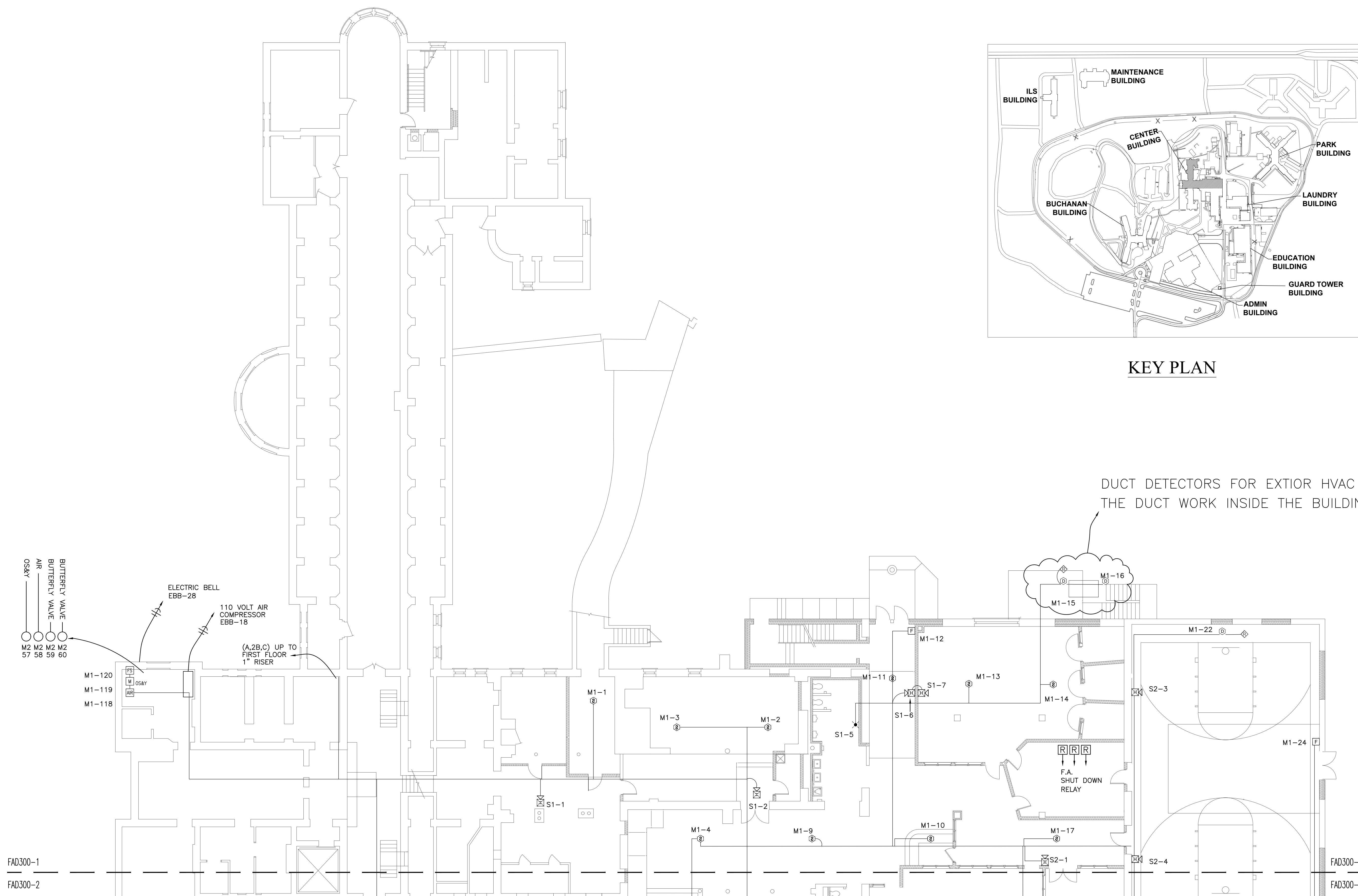
66 OF 93 SHEETS
.08/02/2024

GENERAL NOTES

1. ALL NOTIFICATION AND DETECTION DEVICES ARE TO BE REPLACED. LOCATIONS TO BE MODIFIED AS NECESSARY TO MEET THE REQUIREMENTS OF NFPA 72. REFER TO WORK DRAWINGS FOR ADDITIONAL INFORMATION.
2. ALL WIRING AND CONDUIT IN GOOD WORKING CONDITION MAY BE REUTILIZED FOR NEW FIRE ALARM SYSTEM.



KEY PLAN



1 CENTER BUILDING - BASEMENT FLOOR FIRE ALARM DEMO PLAN PART-1
SCALE: 3/32" = 1'-0"
NORTH

FAD300-1
FAD300-2

FAD300-1
FAD300-2



PROFESSIONAL SEAL



8675 W 96TH STREET
OVERLAND PARK, KS. 66212
PHONE: 816.33.4373
FAX: 913.722.3484

SCALE: 3/32"=1'-0"
0 5' 10' 20'

OFFICE OF
ADMINISTRATION
DIVISION OF FACILITIES
MANAGEMENT,
DESIGN AND
CONSTRUCTION

Replace Fire Alarm Systems,
Multiple Assets.

WESTERN RECEPTION AND
DIAGNOSTIC CORRECTIONAL
CENTER

3401 FARAON ST.
ST JOSEPH, MO 64506

PROJECT # C2325-01
SITE # 7012
ASSET # 9327012063

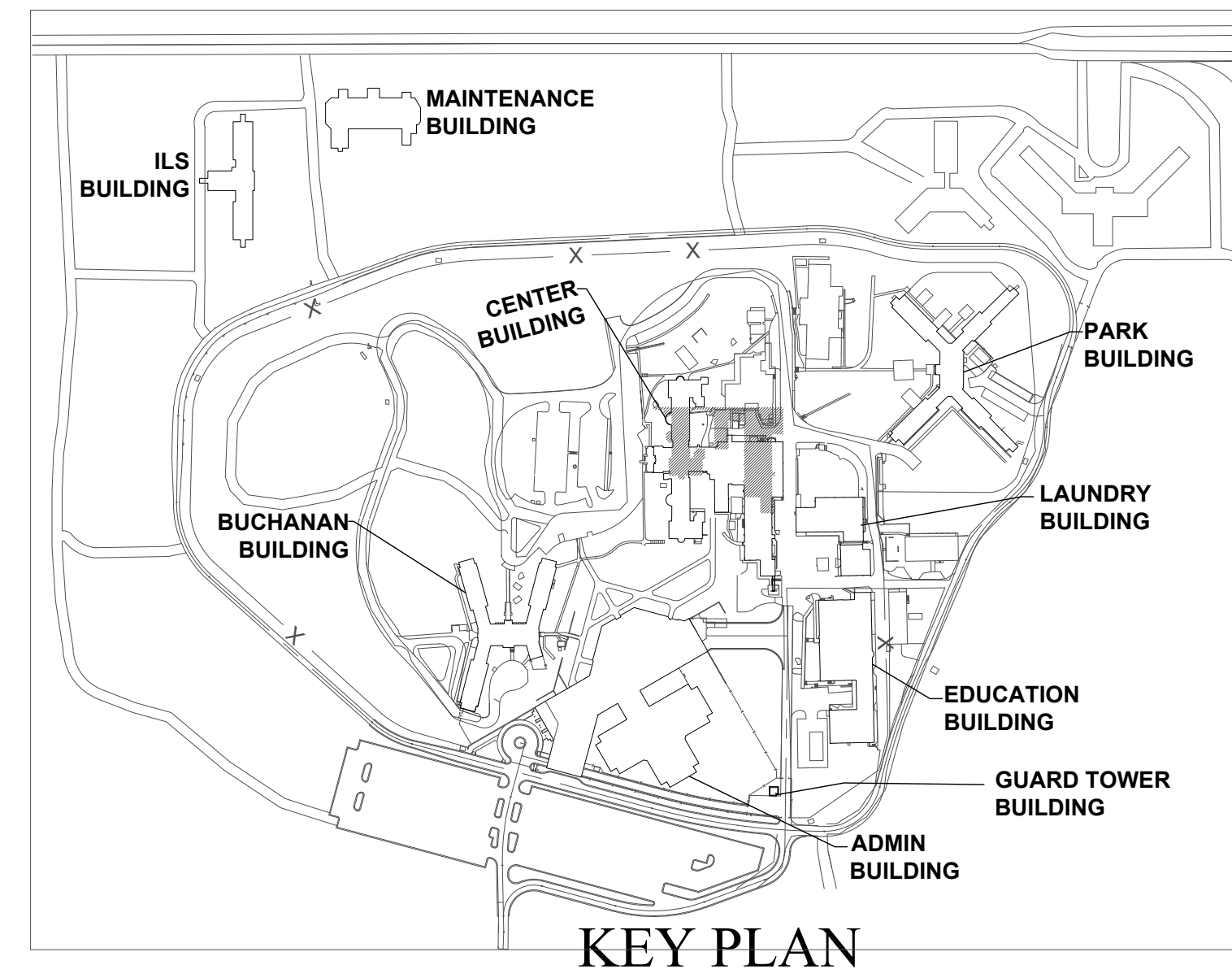
REVISION: _____
DATE: _____
REVISION: _____
DATE: _____
REVISION: _____
DATE: _____
ISSUE DATE: 08/02/2024

CAD DWG FILE: FSC
DRAWN BY: DB
CHECKED BY: JMA
DESIGNED BY: FSC

SHEET TITLE:
CENTER
BUILDING-BASEMENT
FLOOR FIRE ALARM
DEMO PLAN PART-2

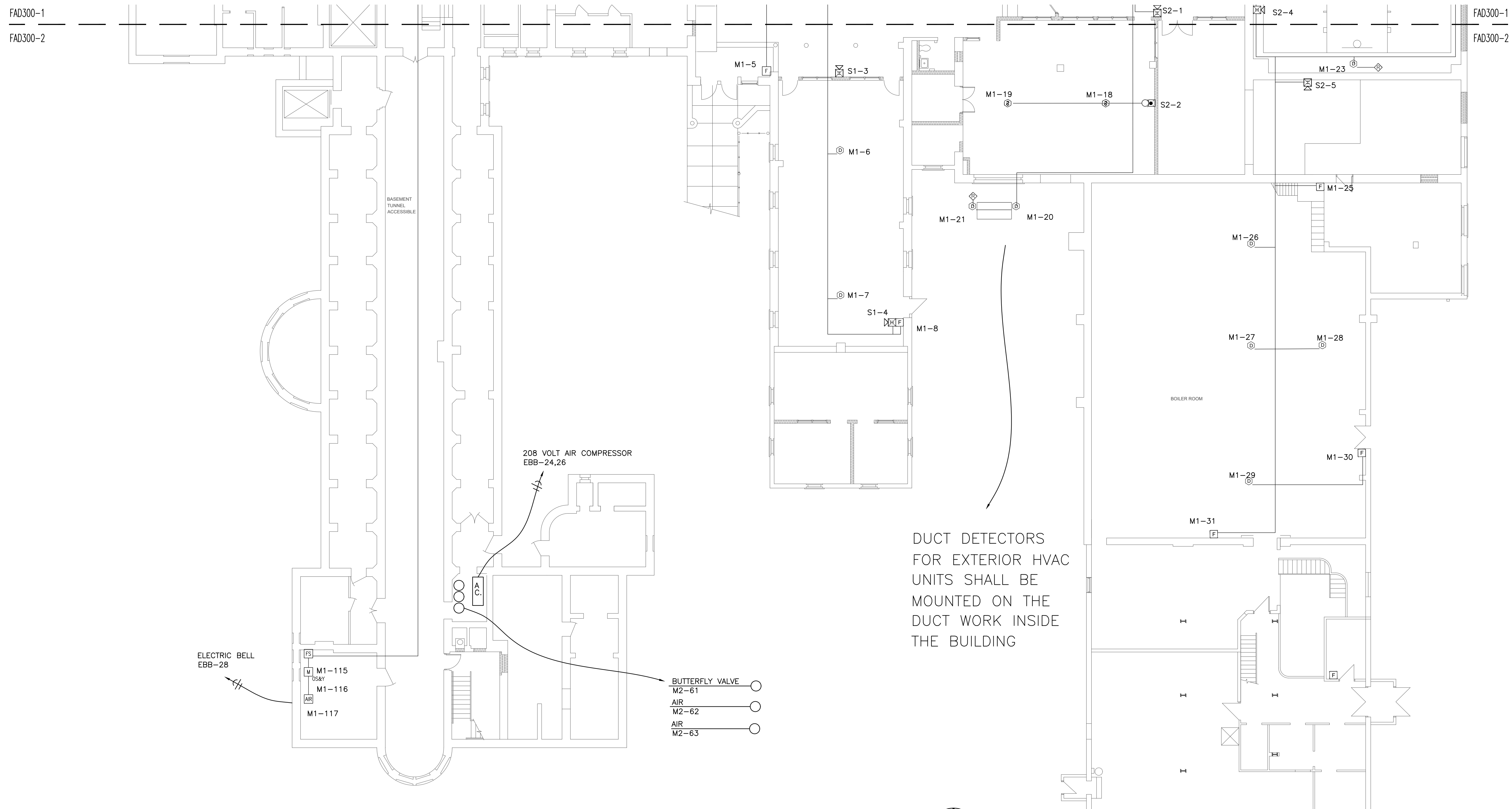
SHEET NUMBER:
FAD300-2

67 OF 93 SHEETS
.08/02/2024



GENERAL NOTES

1. ALL NOTIFICATION AND DETECTION DEVICES ARE TO BE REPLACED. LOCATIONS TO BE MODIFIED AS NECESSARY TO MEET THE REQUIREMENTS OF NFPA 72. REFER TO NEW WORK DRAWINGS FOR ADDITIONAL INFORMATION.
2. ALL WIRING AND CONDUIT IN GOOD WORKING CONDITION MAY BE RE UTILIZED FOR NEW FIRE ALARM SYSTEM.



DUCT DETECTORS
FOR EXTERIOR HVAC
UNITS SHALL BE
MOUNTED ON THE
DUCT WORK INSIDE
THE BUILDING

1 CENTER BUILDING - BASEMENT FLOOR FIRE ALARM DEMO PLAN PART-2
SCALE: 3/32" = 1'-0"





PROFESSIONAL SEAL



8675 W 96TH STREET
OVERLAND PARK, KS. 66212
PHONE: 816.33.4373
FAX: 913.722.3484

SCALE: 3/32"=1'-0" (IN FEET)
0 5' 10' 20'

OFFICE OF
ADMINISTRATION
DIVISION OF FACILITIES
MANAGEMENT,
DESIGN AND
CONSTRUCTION

Replace Fire Alarm Systems,
Multiple Assets.

WESTERN RECEPTION AND
DIAGNOSTIC CORRECTIONAL
CENTER

3401 FARAON ST.
ST JOSEPH, MO 64506

PROJECT # C2325-01
SITE # 7012
ASSET # 9327012063

REVISION: _____
DATE: _____
REVISION: _____
DATE: _____
REVISION: _____
DATE: _____
ISSUE DATE: 08/02/2024

CAD DWG FILE: FSC
DRAWN BY: DB
CHECKED BY: JMA
DESIGNED BY: FSC

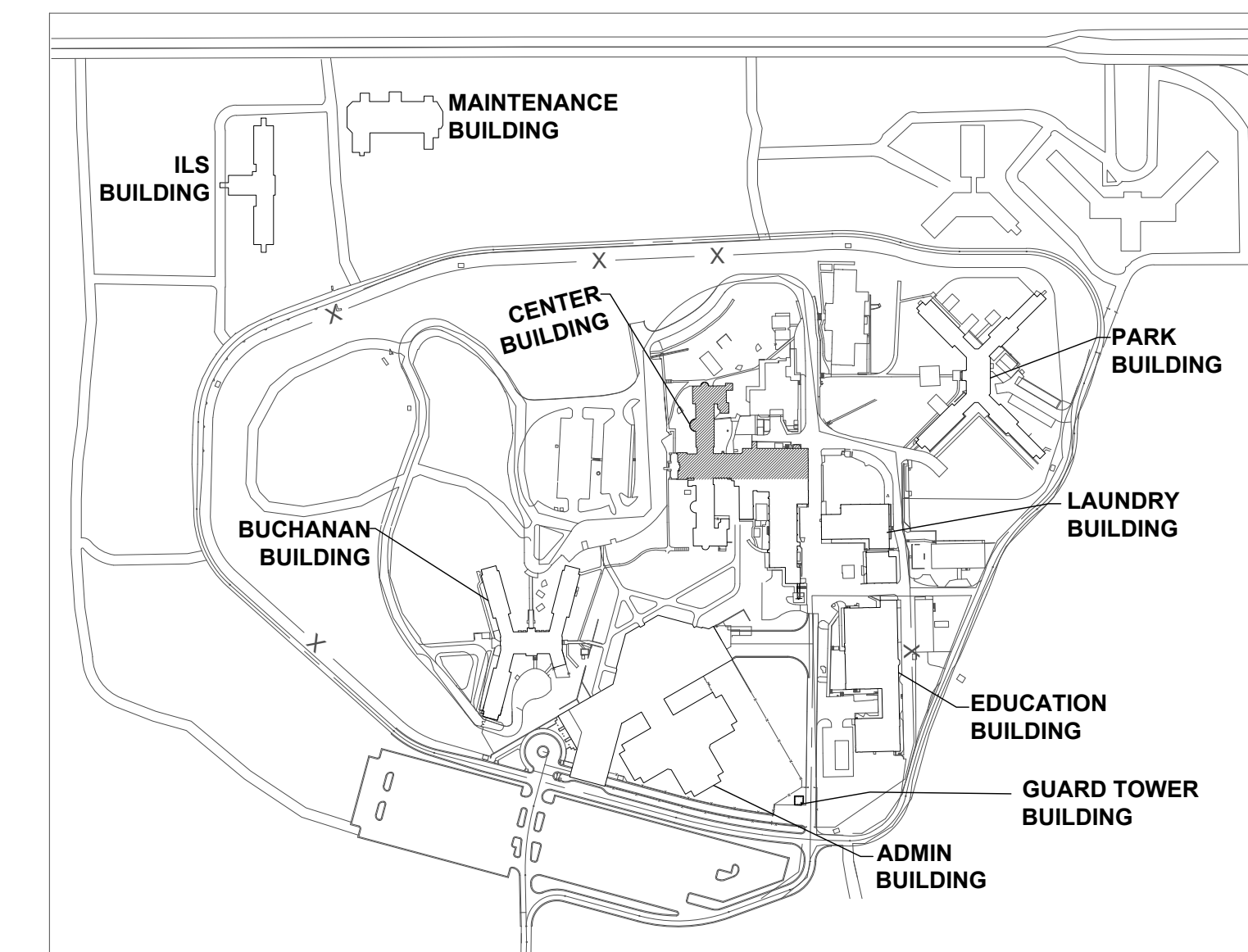
SHEET TITLE:
CENTER
BUILDING-FIRST
FLOOR FIRE ALARM
DEMO PLAN PART-1

SHEET NUMBER:
FAD301-1

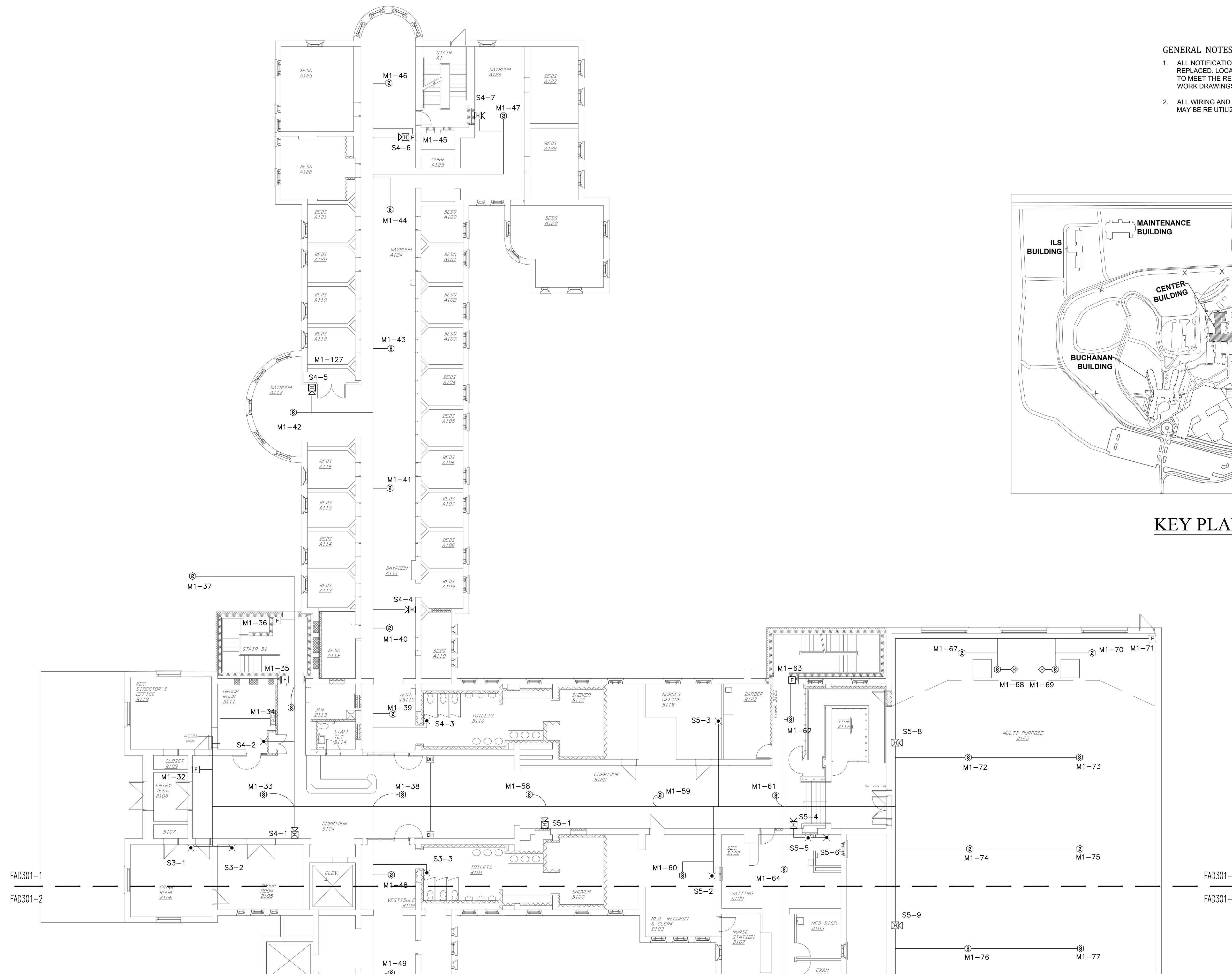
68 OF 93 SHEETS
.08/02/2024

GENERAL NOTES


1. ALL NOTIFICATION AND DETECTION DEVICES ARE TO BE REPLACED. LOCATIONS TO BE MODIFIED AS NECESSARY TO MEET THE REQUIREMENTS OF NFPA 72. REFER TO NEW WORK DRAWINGS FOR ADDITIONAL INFORMATION.
2. ALL WIRING AND CONDUIT IN GOOD WORKING CONDITION MAY BE RE UTILIZED FOR NEW FIRE ALARM SYSTEM.



KEY PLAN



1 CENTER BUILDING -FIRST FLOOR FIRE ALARM DEMO PLAN PART-1
SCALE: 3/32" = 1'-0"





PROFESSIONAL SEAL



8675 W 96TH STREET
OVERLAND PARK, KS. 66212
PHONE: 816.33.4373
FAX: 913.722.3484

SCALE: 3/32"=1'-0"
0 5' 10' 20' (IN FEET)

OFFICE OF
ADMINISTRATION
DIVISION OF FACILITIES
MANAGEMENT,
DESIGN AND
CONSTRUCTION

Replace Fire Alarm Systems,
Multiple Assets.

WESTERN RECEPTION AND
DIAGNOSTIC CORRECTIONAL
CENTER

3401 FARAON ST.
ST JOSEPH, MO 64506

PROJECT # C2325-01
SITE # 7012
ASSET # 9327012063

REVISION: _____
DATE: _____
REVISION: _____
DATE: _____
REVISION: _____
DATE: _____
ISSUE DATE: 08/02/2024

CAD DWG FILE: FSC
DRAWN BY: DB
CHECKED BY: JMA
DESIGNED BY: FSC

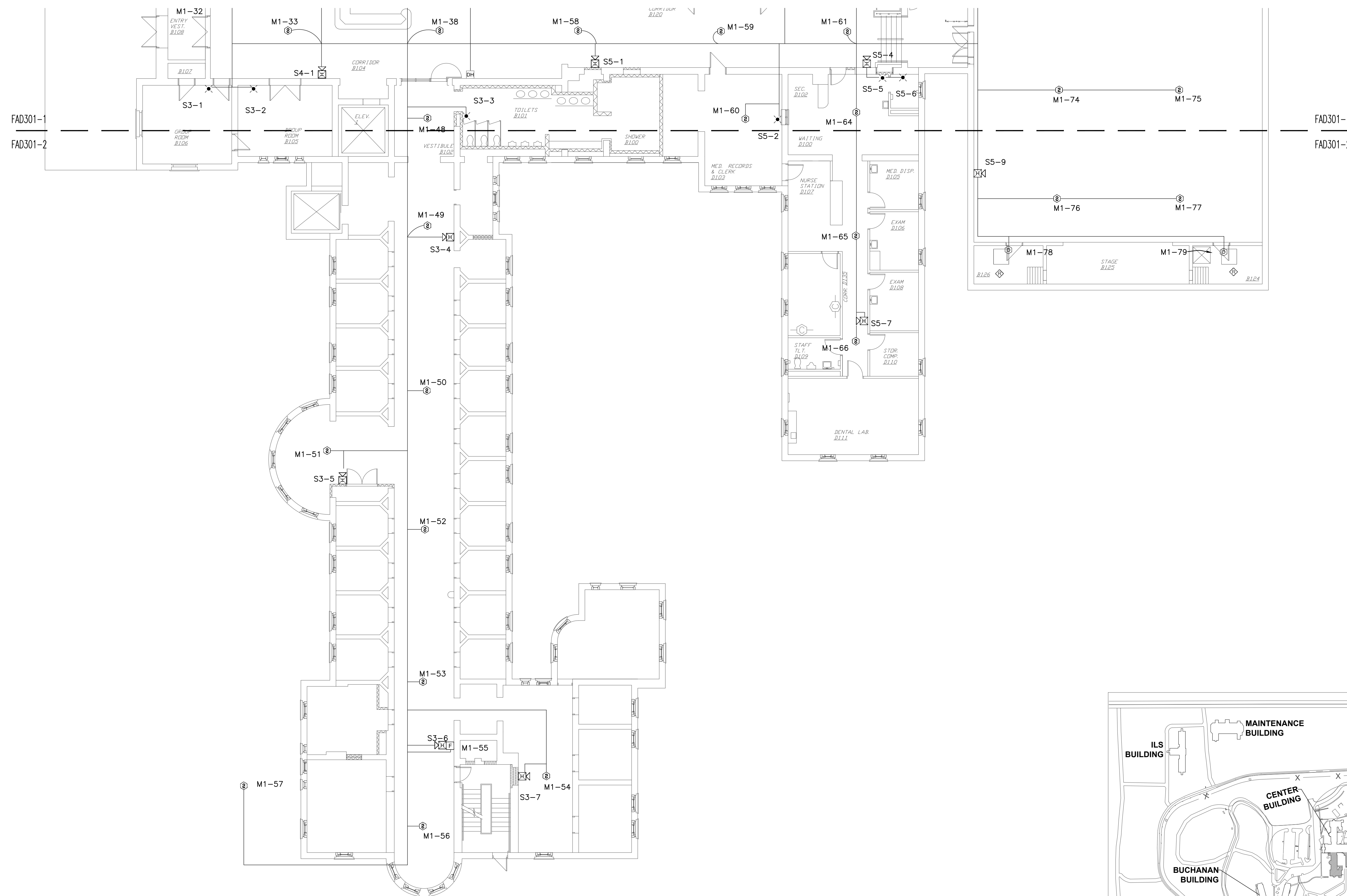
SHEET TITLE:
CENTER
BUILDING-FIRST
FLOOR FIRE ALARM
DEMO PLAN PART-2

SHEET NUMBER:
FAD301-2

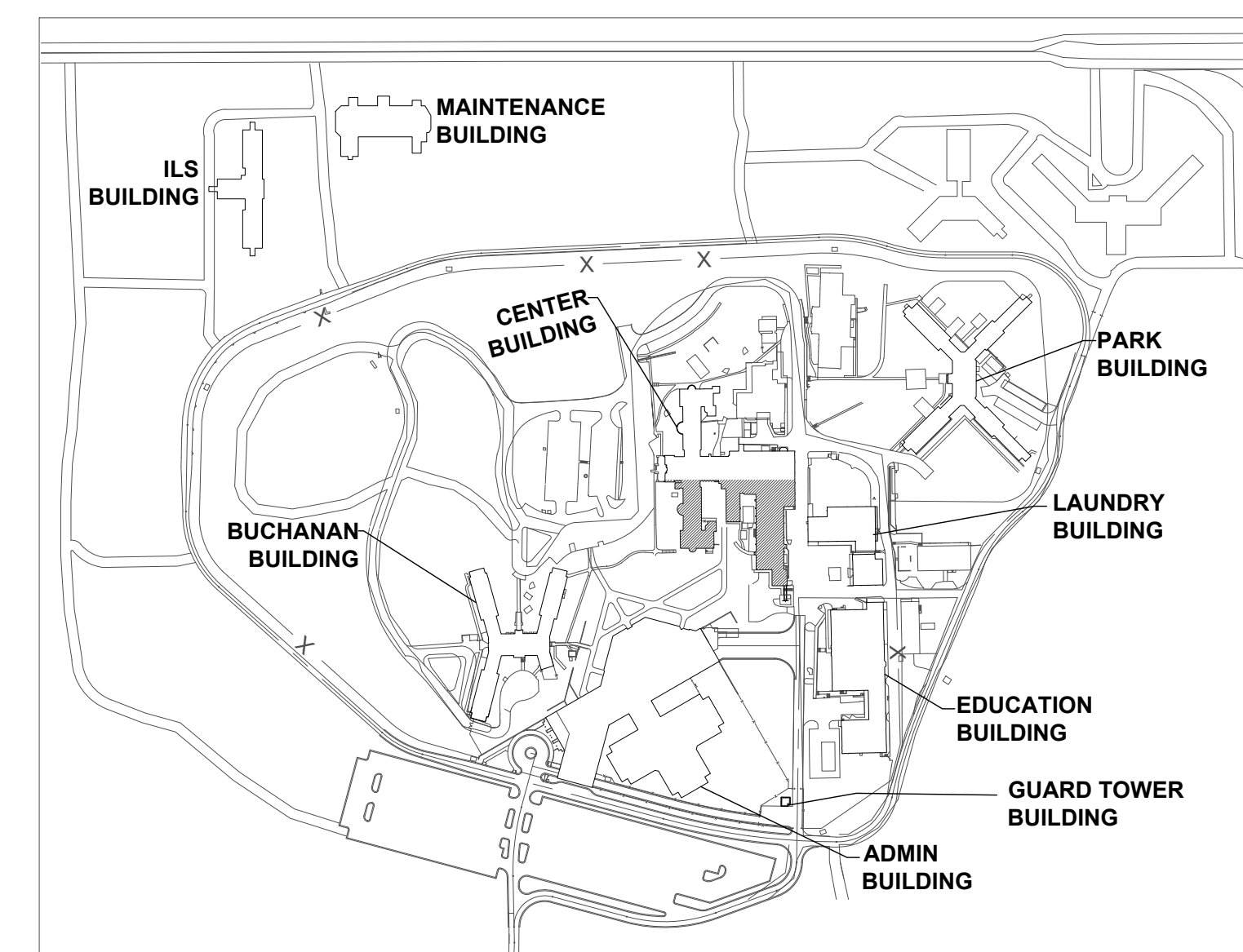
69 OF 93 SHEETS
.08/02/2024

GENERAL NOTES

1. ALL NOTIFICATION AND DETECTION DEVICES ARE TO BE REPLACED. LOCATIONS TO BE MODIFIED AS NECESSARY TO MEET THE REQUIREMENTS OF NFPA 72. REFER TO NEW WORK DRAWINGS FOR ADDITIONAL INFORMATION.
2. ALL WIRING AND CONDUIT IN GOOD WORKING CONDITION MAY BE RE UTILIZED FOR NEW FIRE ALARM SYSTEM.



1 CENTER BUILDING -FIRST FLOOR FIRE ALARM DEMO PLAN PART-2
SCALE: 3/32" = 1'-0"



KEY PLAN



PROFESSIONAL SEAL



8675 W 96TH STREET
OVERLAND PARK, KS. 66212
PHONE: 816.33.4373
FAX: 913.722.3484

SCALE: 3/32"=1'-0" (IN FEET)
0 5' 10' 20'

OFFICE OF
ADMINISTRATION
DIVISION OF FACILITIES
MANAGEMENT,
DESIGN AND
CONSTRUCTION

Replace Fire Alarm Systems,
Multiple Assets.

WESTERN RECEPTION AND
DIAGNOSTIC CORRECTIONAL
CENTER

3401 FARAON ST.
ST JOSEPH, MO 64506

PROJECT # C2325-01
SITE # 7012
ASSET # 9327012063

REVISION: _____
DATE: _____
REVISION: _____
DATE: _____
REVISION: _____
DATE: _____
ISSUE DATE: 08/02/2024

CAD DWG FILE: FSC
DRAWN BY: DB
CHECKED BY: JMA
DESIGNED BY: FSC

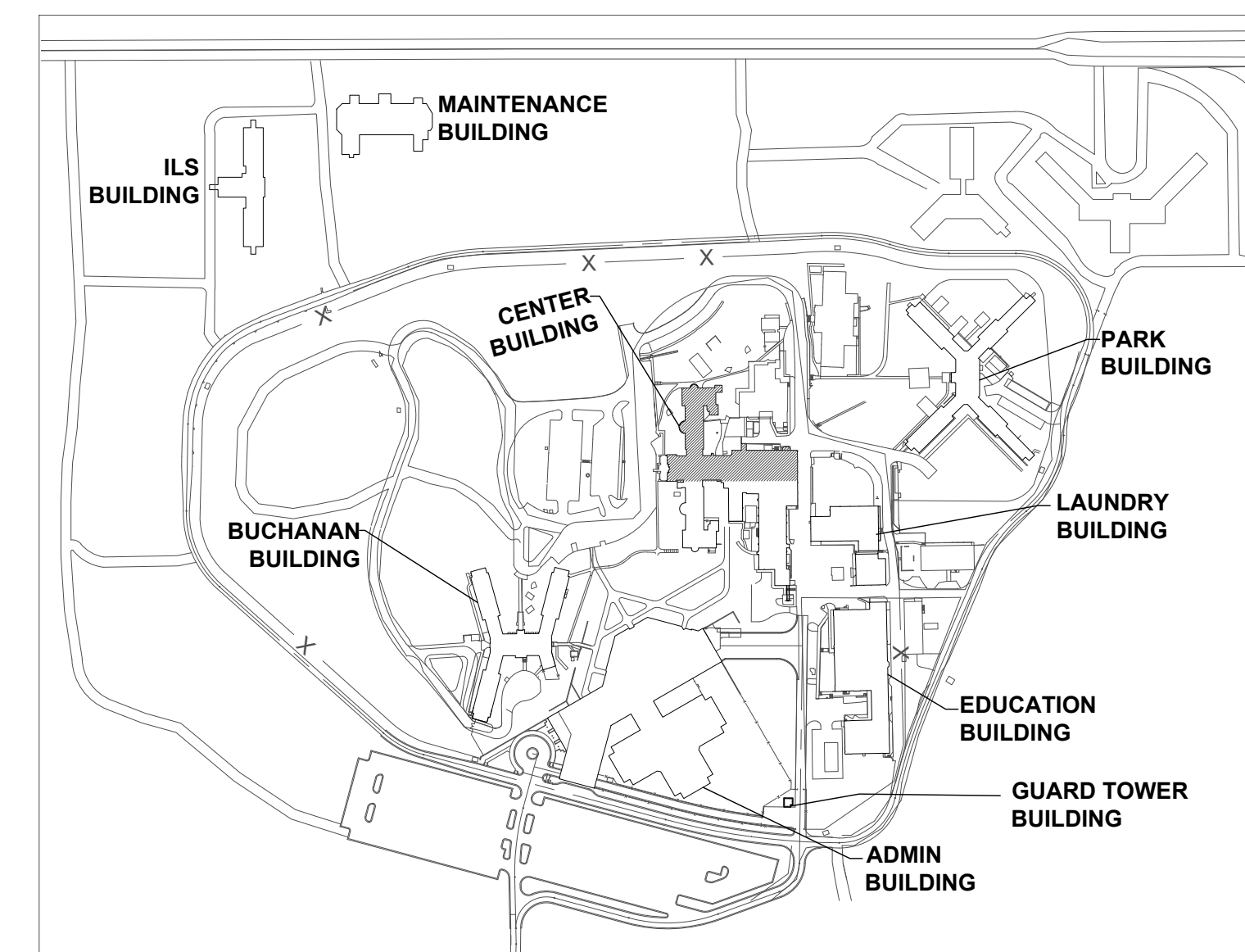
SHEET TITLE:
CENTER
BUILDING-SECOND
FLOOR FIRE ALARM
DEMO PLAN PART-1

SHEET NUMBER:
FAD302-1

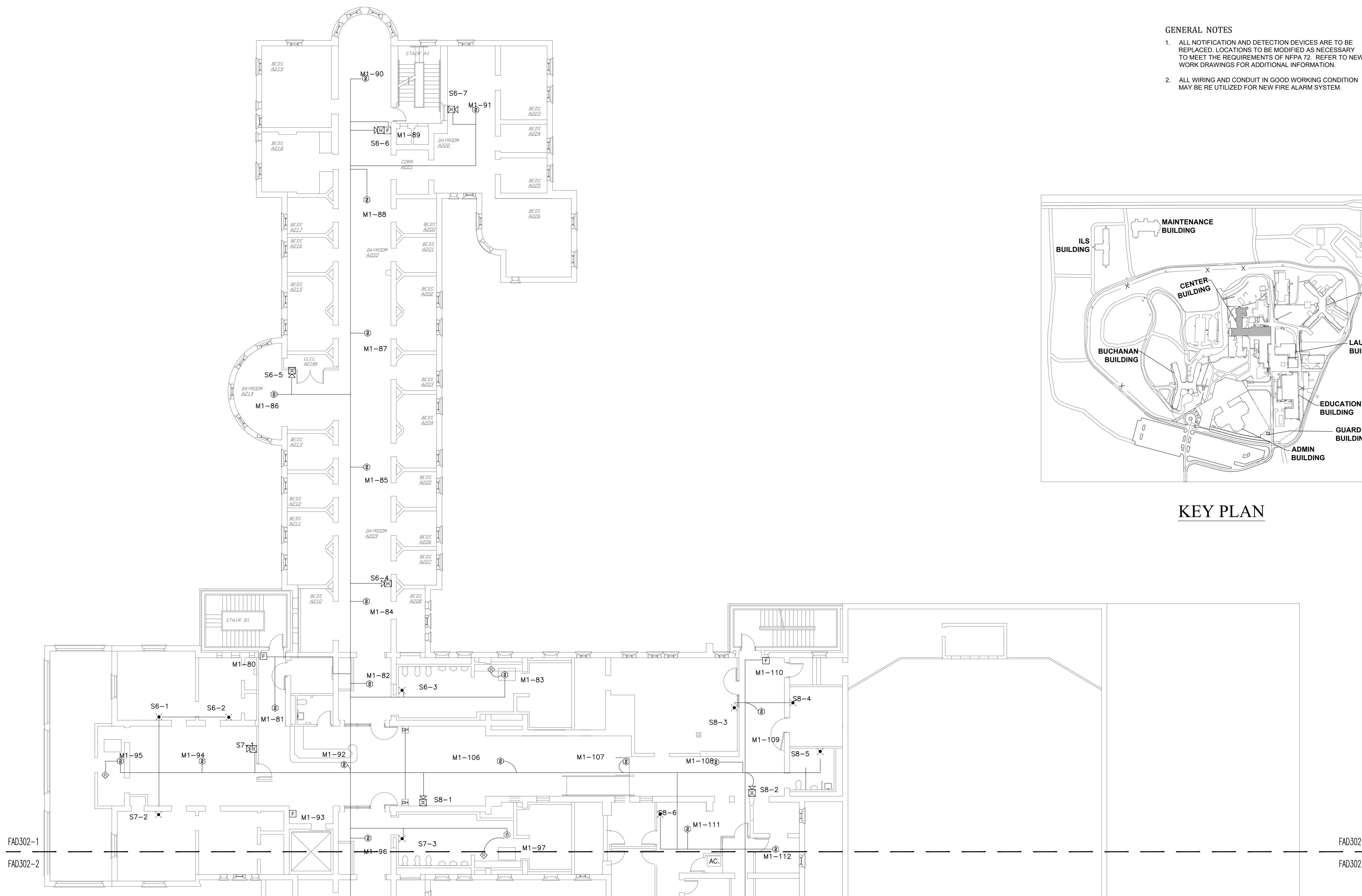
70 OF 93 SHEETS
.08/02/2024

GENERAL NOTES


1. ALL NOTIFICATION AND DETECTION DEVICES ARE TO BE REPLACED. LOCATIONS TO BE MODIFIED AS NECESSARY TO MEET THE REQUIREMENTS OF NFPA 72. REFER TO NEW WORK DRAWINGS FOR ADDITIONAL INFORMATION.
2. ALL WIRING AND CONDUIT IN GOOD WORKING CONDITION MAY BE RE UTILIZED FOR NEW FIRE ALARM SYSTEM.



KEY PLAN



1 CENTER BUILDING - SECOND FLOOR FIRE ALARM DEMO PLAN PART-1
SCALE: 3/32" = 1'-0"



FAD302-1
FAD302-2

FAD302-1
FAD302-2



PROFESSIONAL SEAL



8675 W 96TH STREET
OVERLAND PARK, KS. 66212
PHONE: 816.33.4373
FAX: 913.722.3484

SCALE: 3/32"=1'-0"
0 5' 10' 20' (IN FEET)

OFFICE OF
ADMINISTRATION
DIVISION OF FACILITIES
MANAGEMENT,
DESIGN AND
CONSTRUCTION

Replace Fire Alarm Systems,
Multiple Assets.

WESTERN RECEPTION AND
DIAGNOSTIC CORRECTIONAL
CENTER

3401 FARAON ST.
ST JOSEPH, MO 64506

PROJECT # C2325-01
SITE # 7012
ASSET # 9327012063

REVISION: _____
DATE: _____
REVISION: _____
DATE: _____
REVISION: _____
DATE: _____
ISSUE DATE: 08/02/2024

CAD DWG FILE: FSC
DRAWN BY: DB
CHECKED BY: JMA
DESIGNED BY: FSC

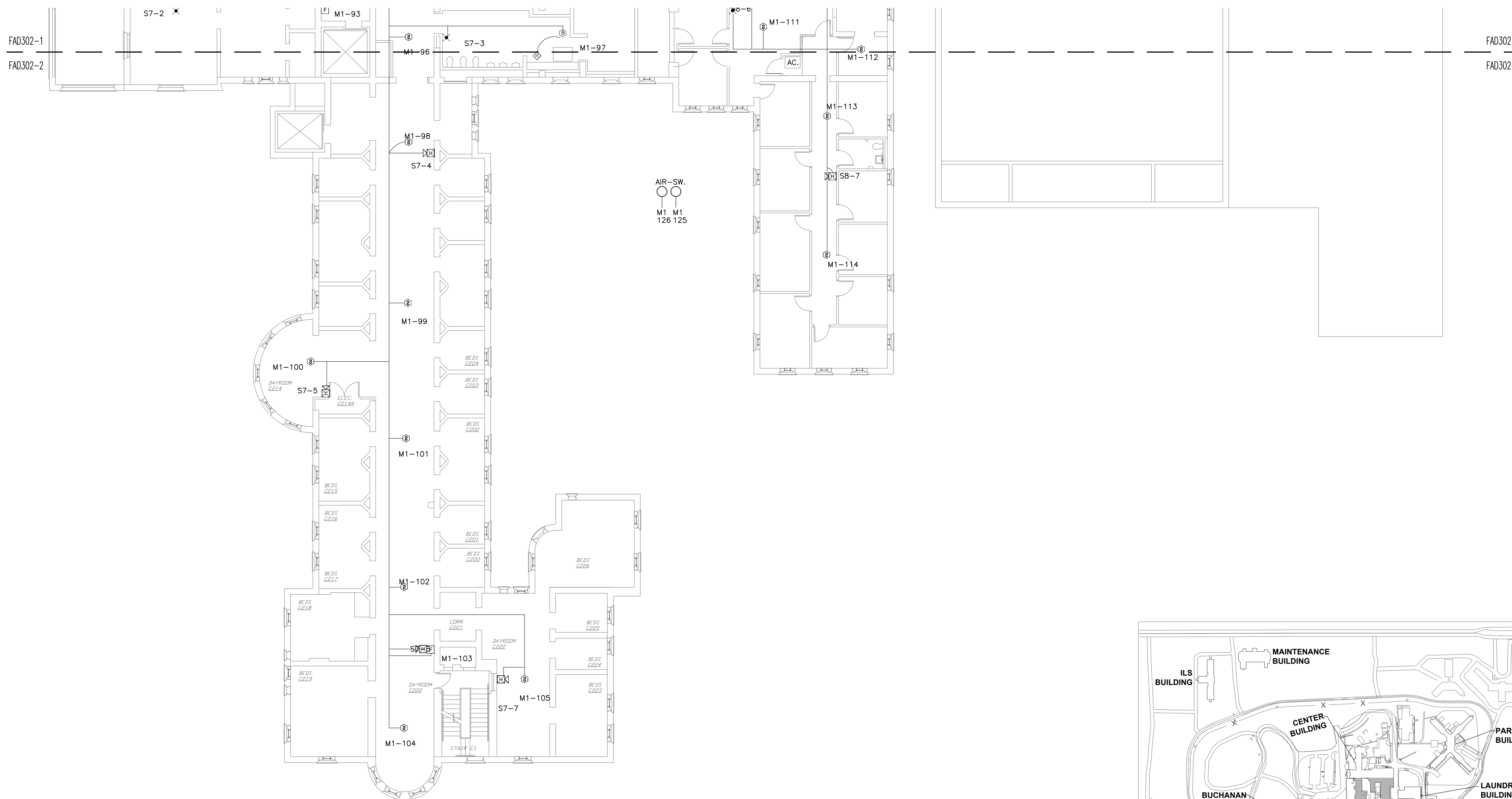
SHEET TITLE:
CENTER
BUILDING-SECOND
FLOOR FIRE ALARM
DEMO PLAN PART-2

SHEET NUMBER:
FAD302-2

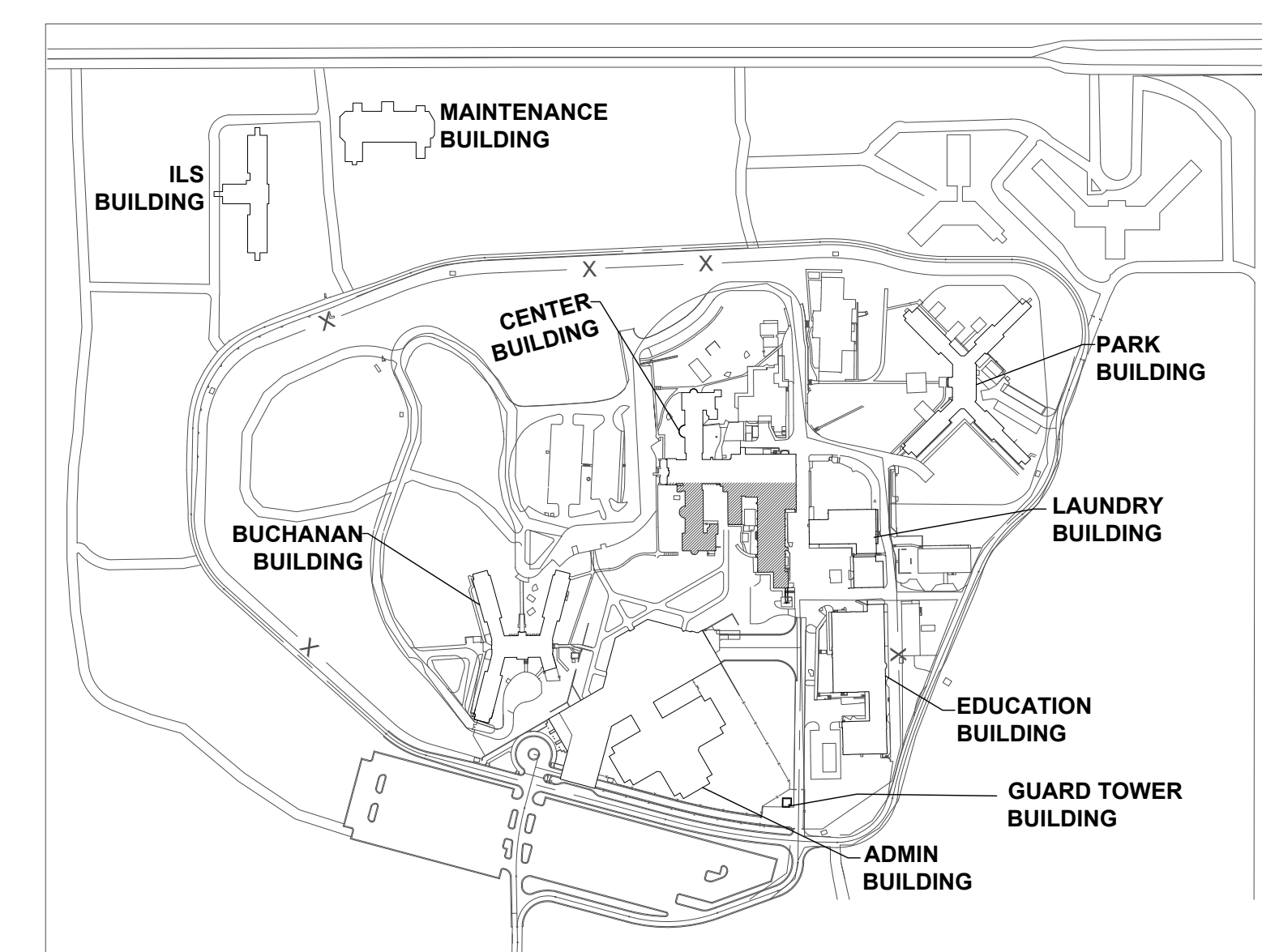
71 OF 93 SHEETS
.08/02/2024

GENERAL NOTES

1. ALL NOTIFICATION AND DETECTION DEVICES ARE TO BE REPLACED. LOCATIONS TO BE MODIFIED AS NECESSARY TO MEET THE REQUIREMENTS OF NFPA 72. REFER TO NEW WORK DRAWINGS FOR ADDITIONAL INFORMATION.
2. ALL WIRING AND CONDUIT IN GOOD WORKING CONDITION MAY BE RE UTILIZED FOR NEW FIRE ALARM SYSTEM.



1 CENTER BUILDING - SECOND FLOOR FIRE ALARM DEMO PLAN PART-2
SCALE: 3/32" = 1'-0"



KEY PLAN



PROFESSIONAL SEAL



8675 W 96TH STREET
OVERLAND PARK, KS. 66212
PHONE: 816.33.4373
FAX: 913.722.3484

SCALE: 3/32"=1'-0" (IN FEET)
0 5' 10' 20'

OFFICE OF
ADMINISTRATION
DIVISION OF FACILITIES
MANAGEMENT,
DESIGN AND
CONSTRUCTION

Replace Fire Alarm Systems,
Multiple Assets.

WESTERN RECEPTION AND
DIAGNOSTIC CORRECTIONAL
CENTER

3401 FARAON ST.
ST JOSEPH, MO 64506

PROJECT # C2325-01
SITE # 7012
ASSET # 9327012063

REVISION: _____
DATE: _____
REVISION: _____
DATE: _____
REVISION: _____
DATE: _____
ISSUE DATE: 08/02/2024

CAD DWG FILE: FSC
DRAWN BY: DB
CHECKED BY: JMA
DESIGNED BY: FSC

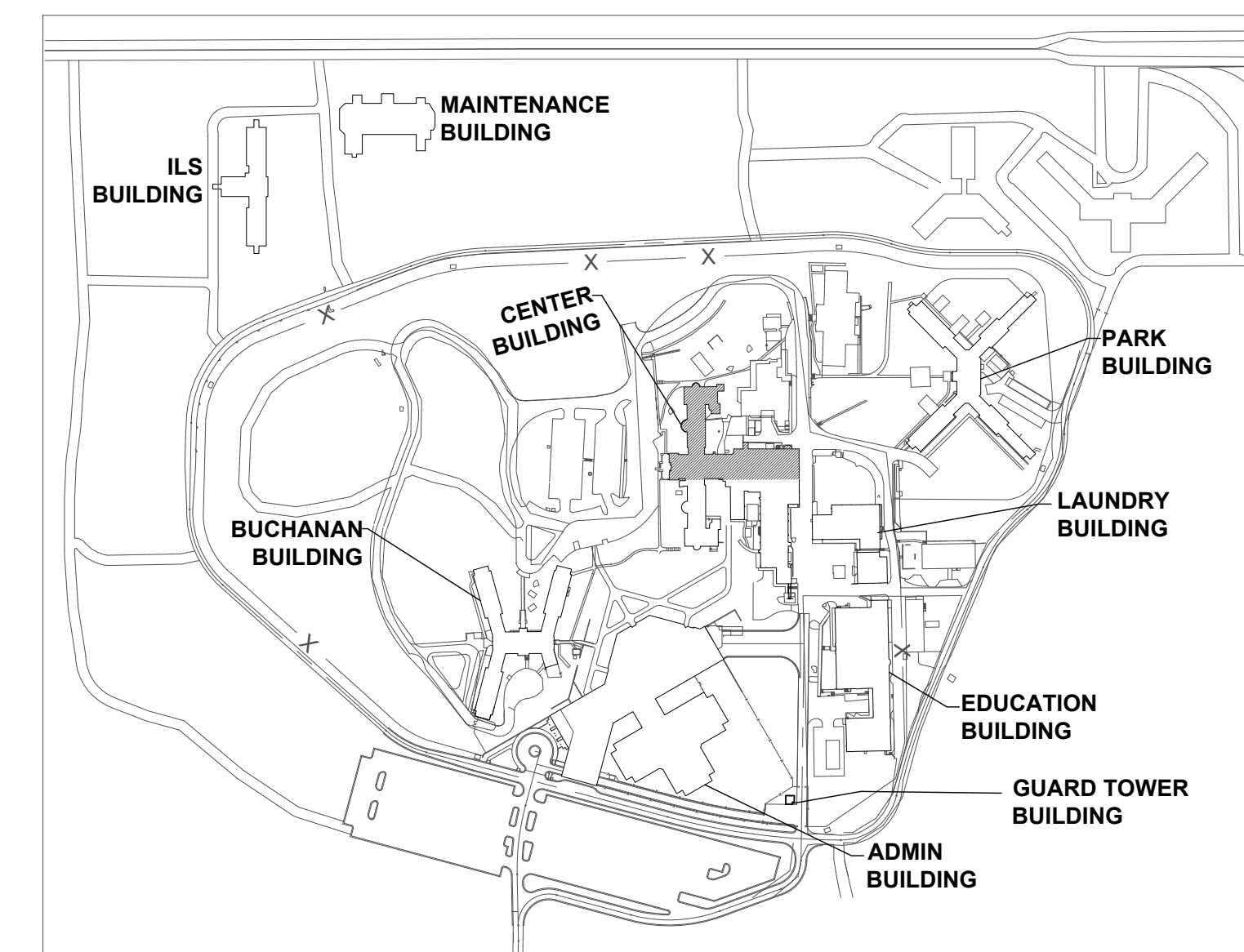
SHEET TITLE:
CENTER
BUILDING-THIRD
FLOOR FIRE ALARM
DEMO PLAN PART-1

SHEET NUMBER:
FAD303-1

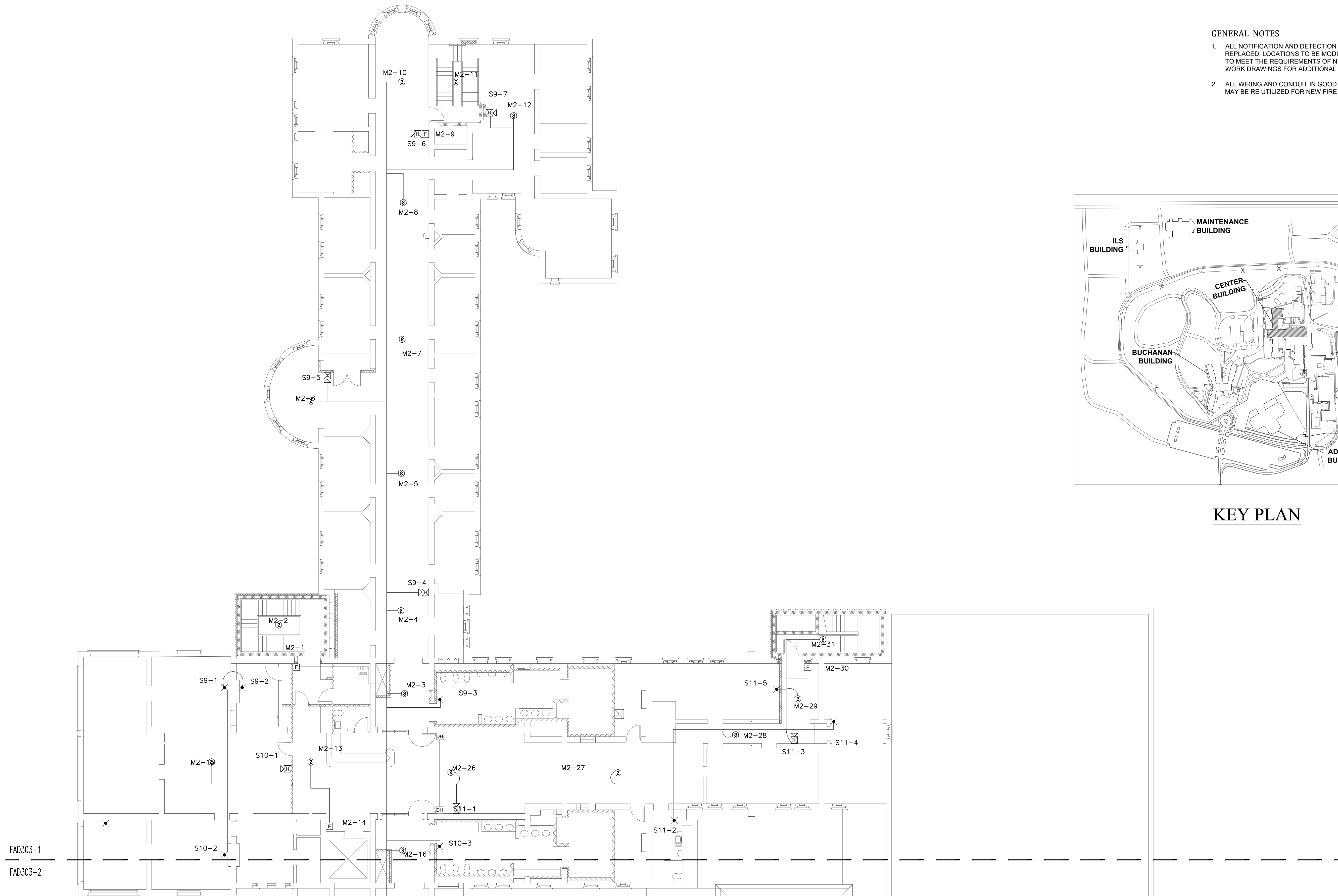
72 OF 93 SHEETS
.08/02/2024

GENERAL NOTES

1. ALL NOTIFICATION AND DETECTION DEVICES ARE TO BE REPLACED. LOCATIONS TO BE MODIFIED AS NECESSARY TO MEET THE REQUIREMENTS OF NFPA 72. REFER TO NEW WORK DRAWINGS FOR ADDITIONAL INFORMATION.
2. ALL WIRING AND CONDUIT IN GOOD WORKING CONDITION MAY BE RE UTILIZED FOR NEW FIRE ALARM SYSTEM.



KEY PLAN



1 CENTER BUILDING - THIRD FLOOR FIRE ALARM DEMO PLAN PART-1
SCALE: 3/32" = 1'-0"



FAD303-1
FAD303-2

FAD303-1
FAD303-2



PROFESSIONAL SEAL



8675 W 96TH STREET
OVERLAND PARK, KS. 66212
PHONE: 816.33.4373
FAX: 913.722.3484

SCALE: 3/32"=1'-0" (IN FEET)
0 5' 10' 20'

OFFICE OF
ADMINISTRATION
DIVISION OF FACILITIES
MANAGEMENT,
DESIGN AND
CONSTRUCTION

Replace Fire Alarm Systems,
Multiple Assets.

WESTERN RECEPTION AND
DIAGNOSTIC CORRECTIONAL
CENTER

3401 FARAON ST.
ST JOSEPH, MO 64506

PROJECT # C2325-01
SITE # 7012
ASSET # 9327012063

REVISION: _____
DATE: _____
REVISION: _____
DATE: _____
REVISION: _____
DATE: _____
ISSUE DATE: 08/02/2024

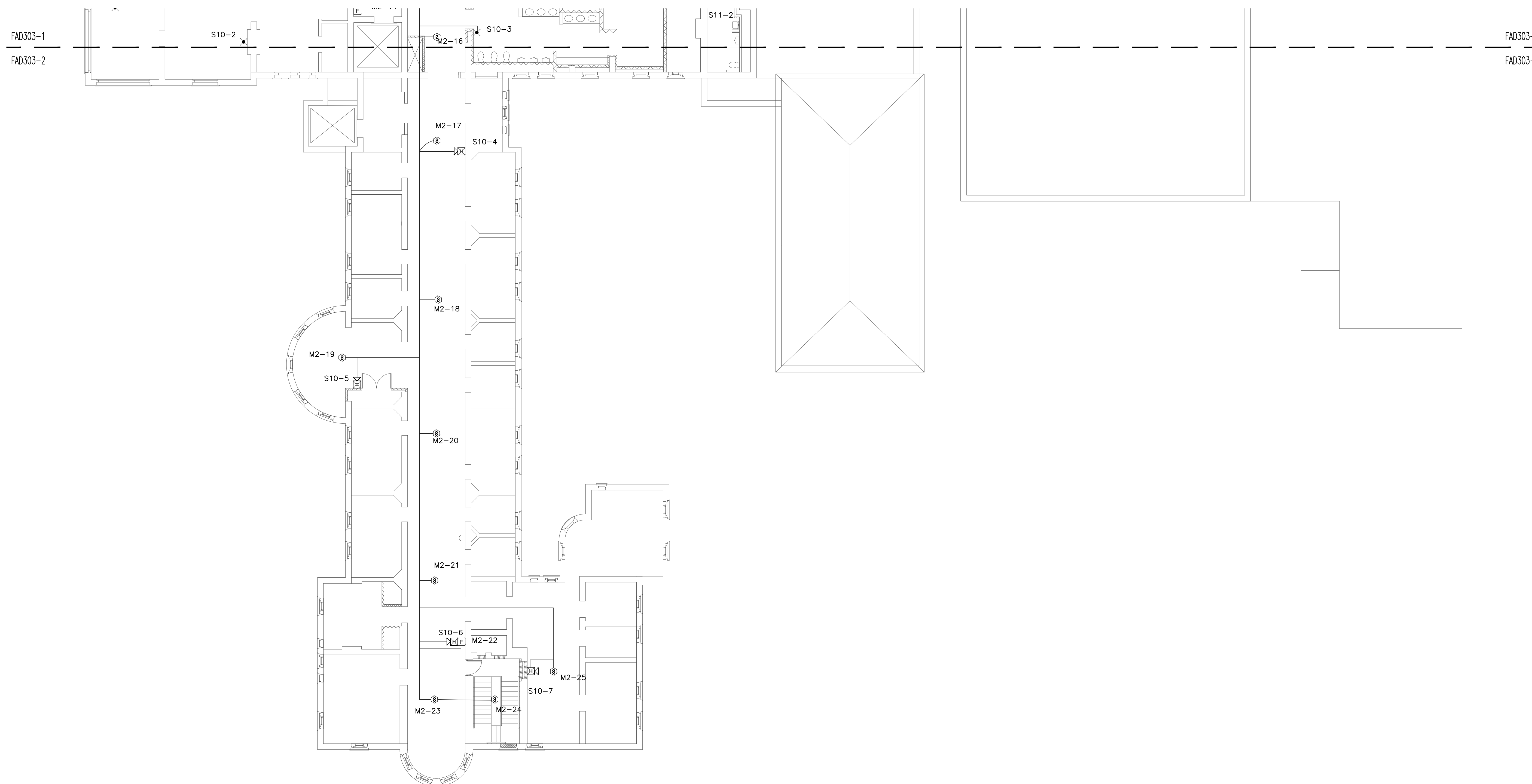
CAD DWG FILE: FSC
DRAWN BY: DB
CHECKED BY: JMA
DESIGNED BY: FSC

SHEET TITLE:
**CENTER
BUILDING-THIRD
FLOOR FIRE ALARM
DEMO PLAN PART-2**
SHEET NUMBER:
FAD303-2

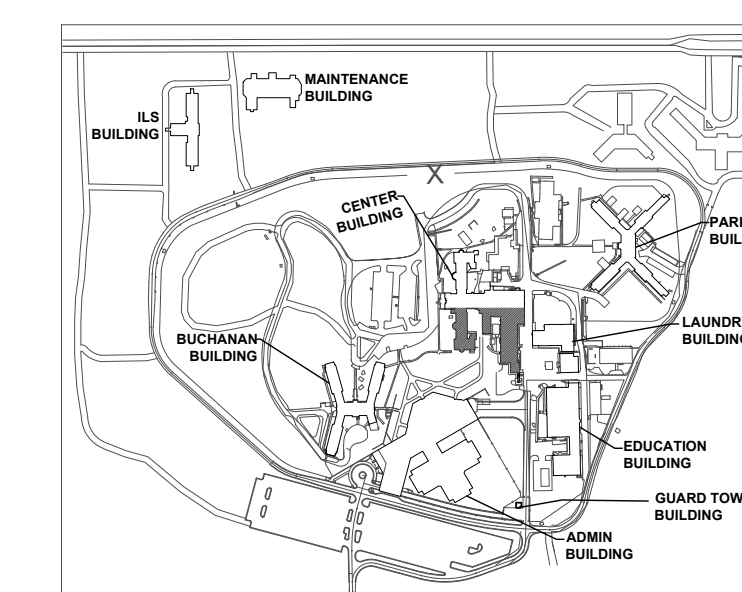
73 OF 93 SHEETS
.08/02/2024

GENERAL NOTES

1. ALL NOTIFICATION AND DETECTION DEVICES ARE TO BE REPLACED. LOCATIONS TO BE MODIFIED AS NECESSARY TO MEET THE REQUIREMENTS OF NFPA 72. REFER TO WORK DRAWINGS FOR ADDITIONAL INFORMATION.
2. ALL WIRING AND CONDUIT IN GOOD WORKING CONDITION MAY BE REUTILIZED FOR NEW FIRE ALARM SYSTEM.



1 CENTER BUILDING - THIRD FLOOR FIRE ALARM DEMO PLAN PART-2
SCALE: 3/32" = 1'-0"



KEY PLAN



PROFESSIONAL SEAL



8675 W 96TH STREET
OVERLAND PARK, KS. 66212
PHONE: 816.33.4373
FAX: 913.722.3484

SCALE: 3/32"=1'-0" (IN FEET)
0 5' 10' 20'

OFFICE OF
ADMINISTRATION
DIVISION OF FACILITIES
MANAGEMENT,
DESIGN AND
CONSTRUCTION

Replace Fire Alarm Systems,
Multiple Assets.

WESTERN RECEPTION AND
DIAGNOSTIC CORRECTIONAL
CENTER

3401 FARAON ST.
ST JOSEPH, MO 64506

PROJECT # C2325-01
SITE # 7012
ASSET # 9327012063

REVISION: _____
DATE: _____
REVISION: _____
DATE: _____
REVISION: _____
DATE: _____
ISSUE DATE: 08/02/2024

CAD DWG FILE: FSC
DRAWN BY: DB
CHECKED BY: JMA
DESIGNED BY: FSC

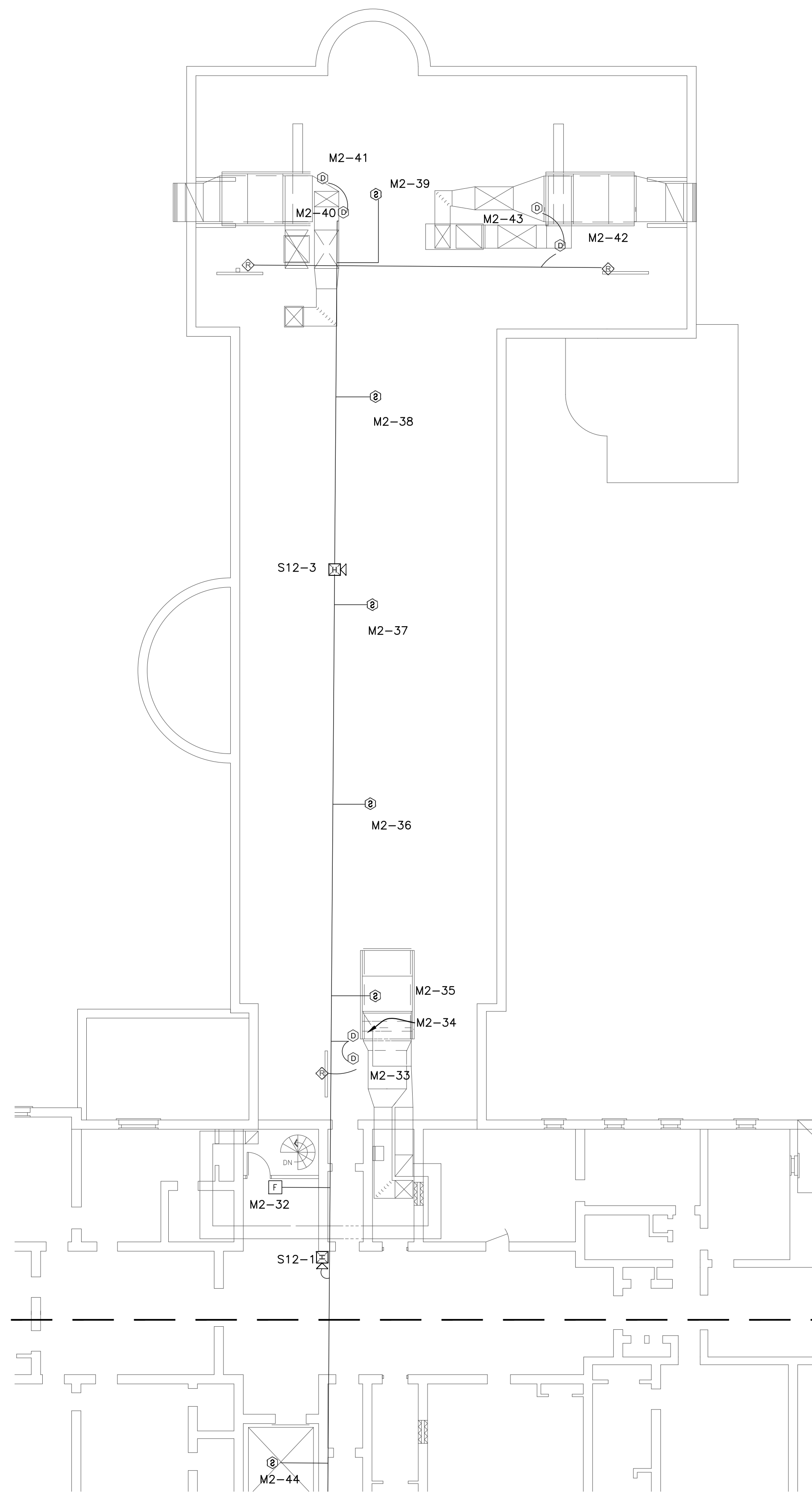
SHEET TITLE:
**CENTER
BUILDING-FOURTH
FLOOR FIRE ALARM
DEMO PLAN PART-1**

SHEET NUMBER:
FAD304-1

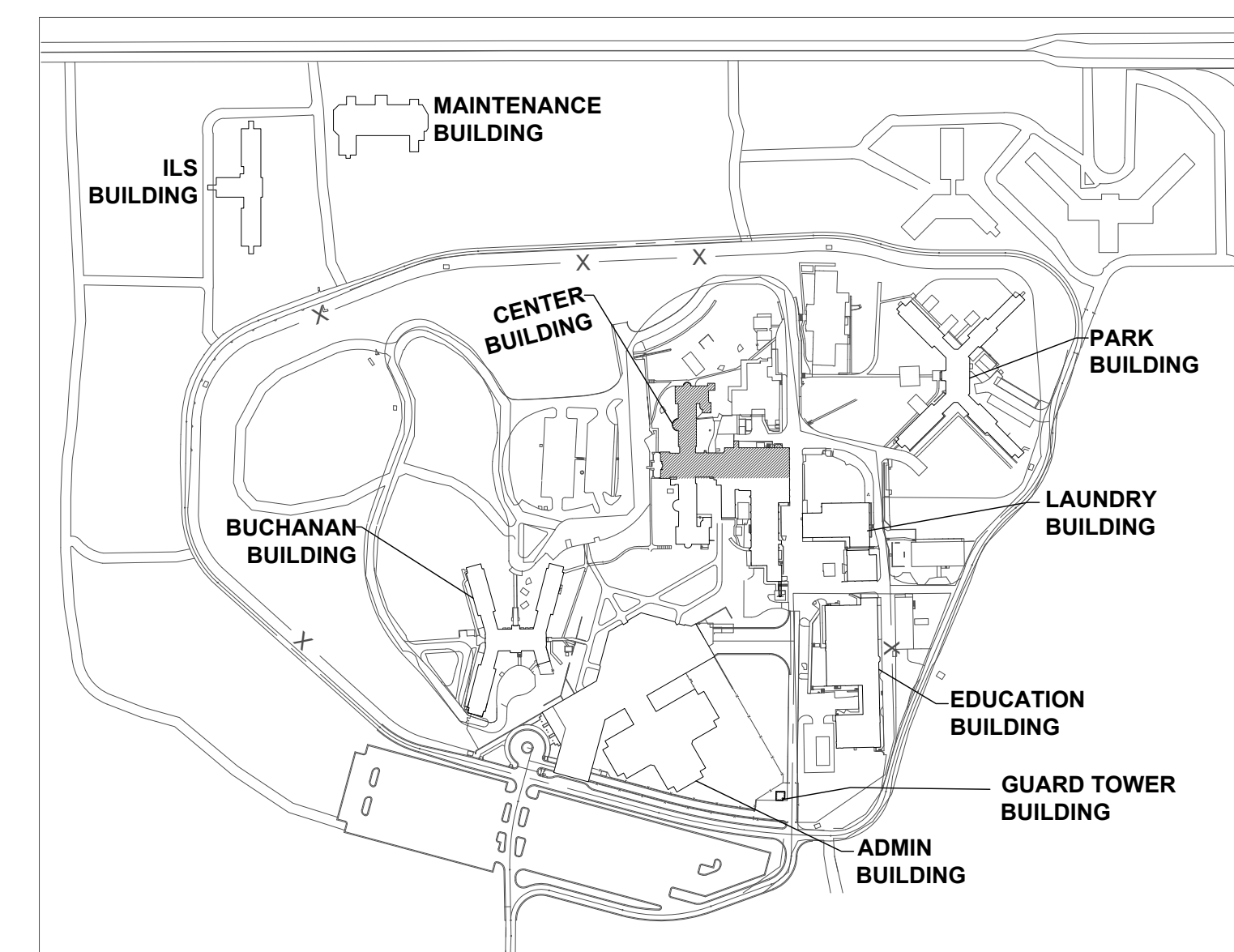
74 OF 93 SHEETS
.08/02/2024

GENERAL NOTES

1. ALL NOTIFICATION AND DETECTION DEVICES ARE TO BE REPLACED. LOCATIONS TO BE MODIFIED AS NECESSARY TO MEET THE REQUIREMENTS OF NFPA 72. REFER TO NEW WORK DRAWINGS FOR ADDITIONAL INFORMATION.
2. ALL WIRING AND CONDUIT IN GOOD WORKING CONDITION MAY BE RE UTILIZED FOR NEW FIRE ALARM SYSTEM.



1 CENTER BUILDING - FOURTH FLOOR FIRE ALARM DEMO PLAN PART-1
SCALE: 3/32" = 1'-0"



KEY PLAN

FAD304-1
FAD304-2

FAD304-1
FAD304-2



PROFESSIONAL SEAL



8675 W 96TH STREET
OVERLAND PARK, KS. 66212
PHONE: 816.33.4373
FAX: 913.722.3484

SCALE: 3/32"=1'-0" (IN FEET)
0 5 10 20

OFFICE OF
ADMINISTRATION
DIVISION OF FACILITIES
MANAGEMENT,
DESIGN AND
CONSTRUCTION

Replace Fire Alarm Systems,
Multiple Assets.

WESTERN RECEPTION AND
DIAGNOSTIC CORRECTIONAL
CENTER

3401 FARAON ST.
ST JOSEPH, MO 64506

PROJECT # C2325-01
SITE # 7012
ASSET # 9327012063

REVISION: _____
DATE: _____
REVISION: _____
DATE: _____
REVISION: _____
DATE: _____
ISSUE DATE: 08/02/2024

CAD DWG FILE: FSC
DRAWN BY: DB
CHECKED BY: JMA
DESIGNED BY: FSC

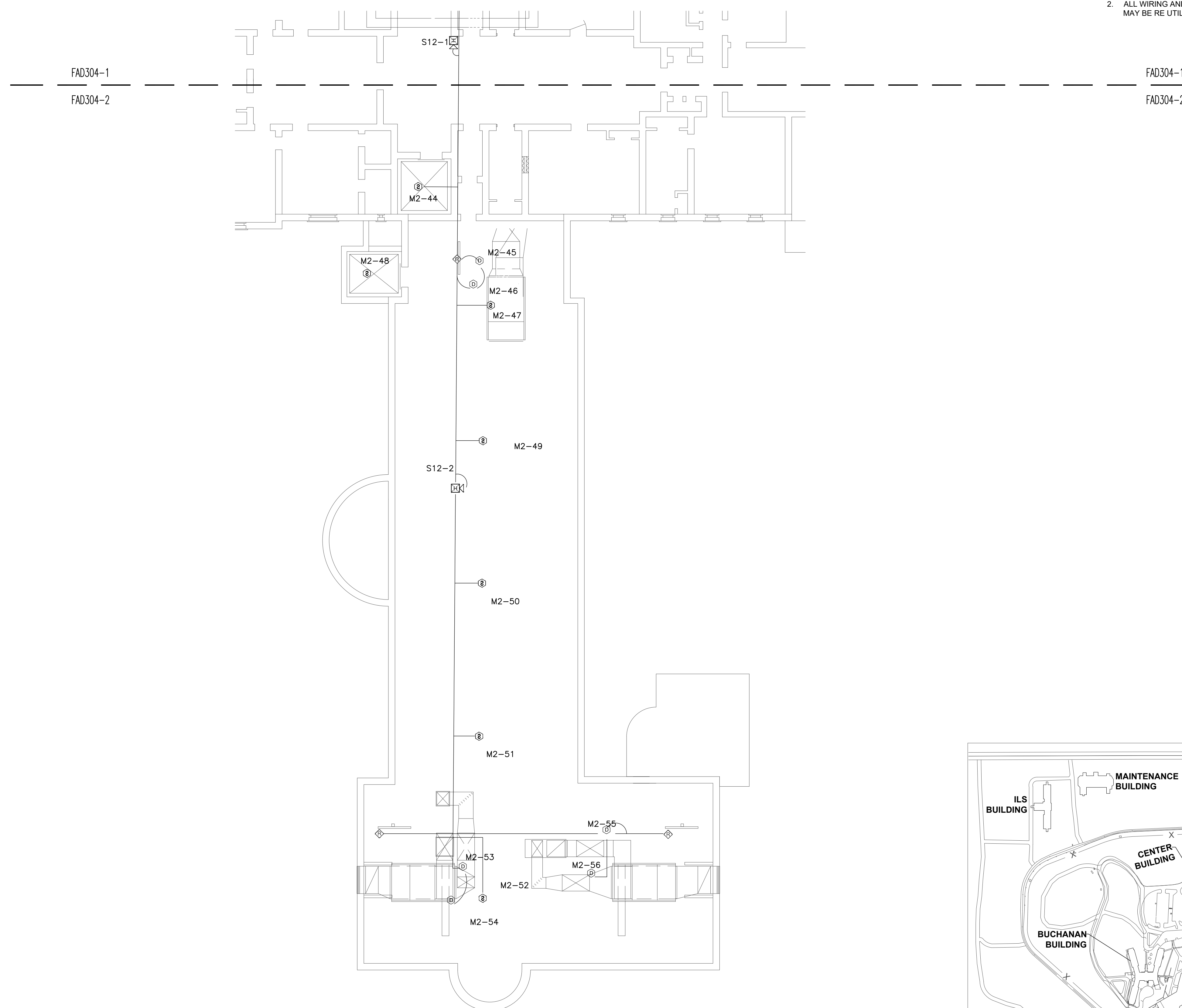
SHEET TITLE:
**CENTER
BUILDING-FOURTH
FLOOR FIRE ALARM
DEMO PLAN PART-2**

SHEET NUMBER:
FAD304-2

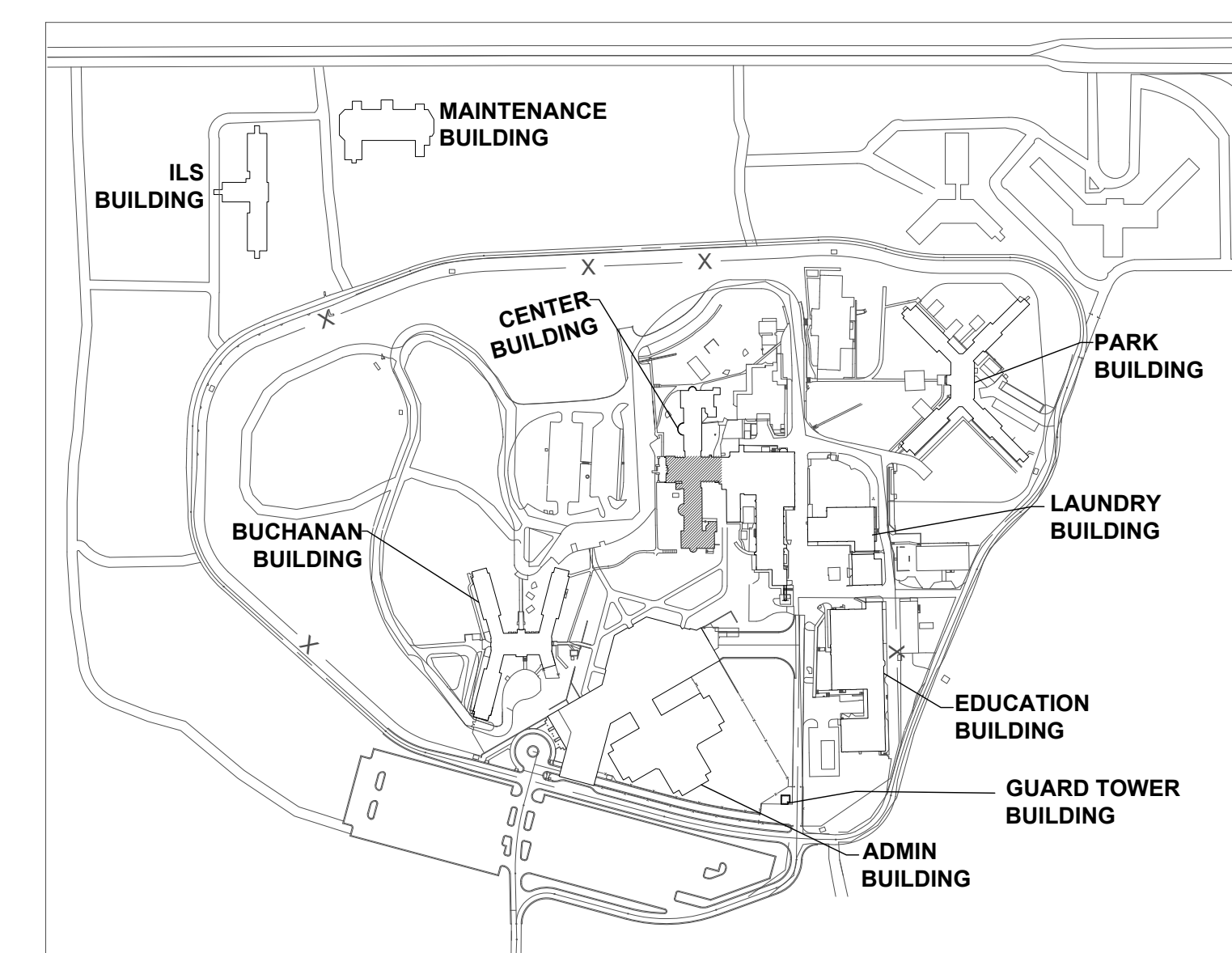
75 OF 93 SHEETS
.08/02/2024

GENERAL NOTES


1. ALL NOTIFICATION AND DETECTION DEVICES ARE TO BE REPLACED. LOCATIONS TO BE MODIFIED AS NECESSARY TO MEET THE REQUIREMENTS OF NFPA 72. REFER TO NEW WORK DRAWINGS FOR ADDITIONAL INFORMATION.
2. ALL WIRING AND CONDUIT IN GOOD WORKING CONDITION MAY BE RE UTILIZED FOR NEW FIRE ALARM SYSTEM.



1 CENTER BUILDING - FOURTH FLOOR FIRE ALARM DEMO PLAN PART-2
SCALE: 3/32" = 1'-0"
NORTH



KEY PLAN



PROFESSIONAL SEAL



8675 W 96TH STREET
OVERLAND PARK, KS. 66212
PHONE: 816.33.4373
FAX: 913.722.3484

SCALE: 3/32"=1'-0" (IN FEET)
0 5 10 20'

OFFICE OF
ADMINISTRATION
DIVISION OF FACILITIES
MANAGEMENT,
DESIGN AND
CONSTRUCTION

Replace Fire Alarm Systems,
Multiple Assets.

WESTERN RECEPTION AND
DIAGNOSTIC CORRECTIONAL
CENTER

3401 FARAON ST.
ST JOSEPH, MO 64506

PROJECT # C2325-01
SITE # 7012
ASSET # 9327012063

REVISION: _____
DATE: _____
REVISION: _____
DATE: _____
REVISION: _____
DATE: _____
ISSUE DATE: 08/02/2024

CAD DWG FILE: FSC
DRAWN BY: DB
CHECKED BY: JMA
DESIGNED BY: FSC

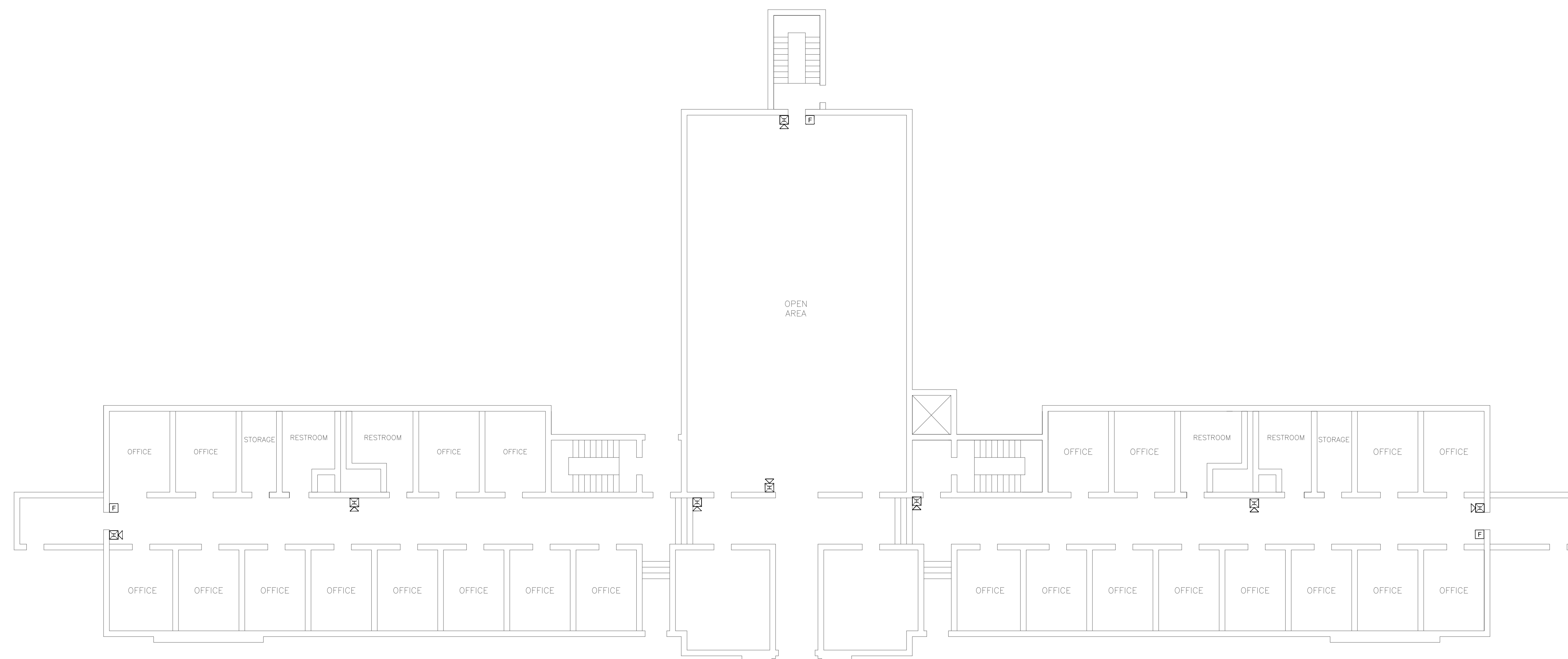
SHEET TITLE:
**ILS BUILDING-FIRST
FLOOR FIRE ALARM
DEMO PLAN**

SHEET NUMBER:
FAD400

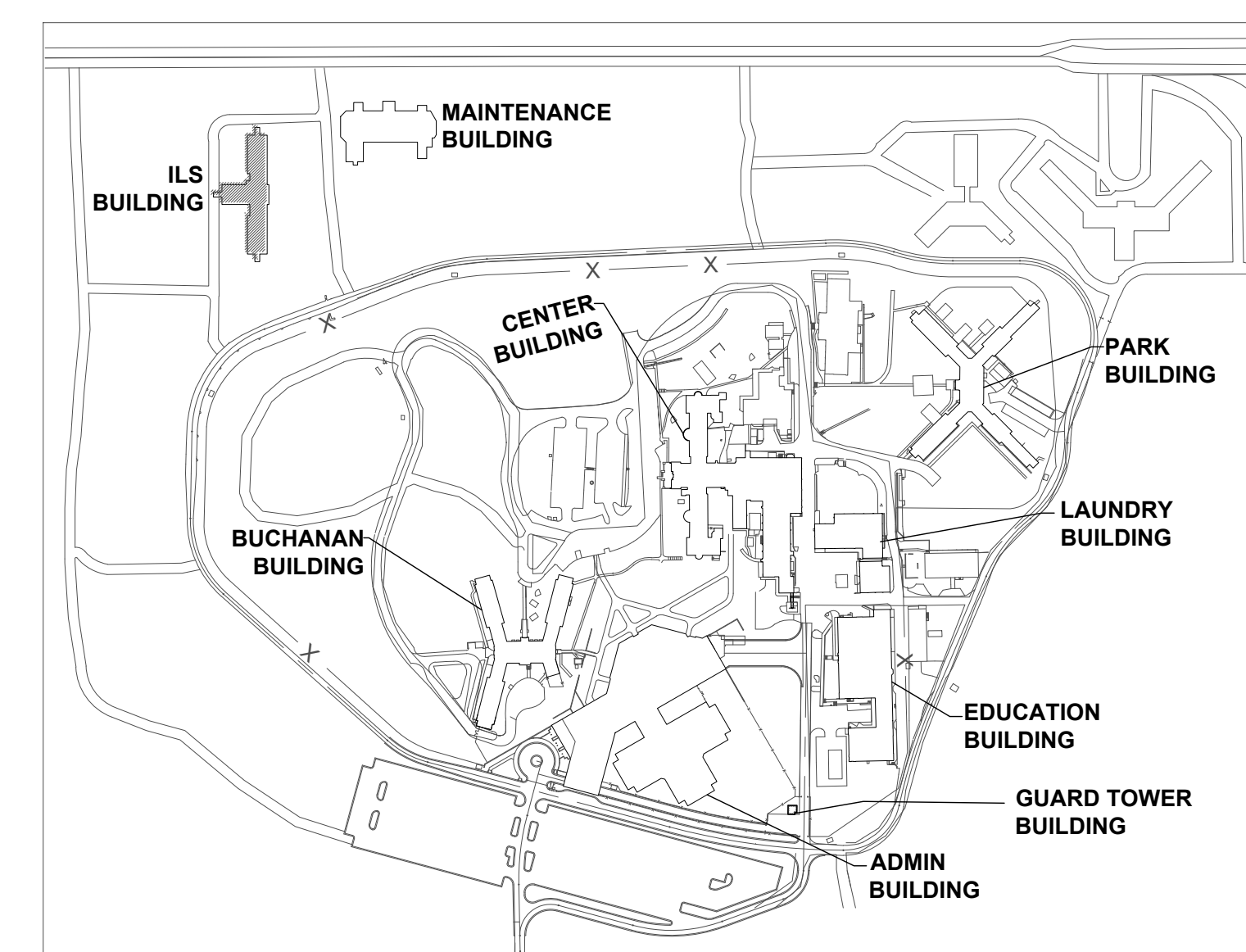
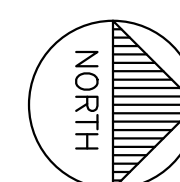
76 OF 93 SHEETS
.08/02/2024

GENERAL NOTES

1. ALL NOTIFICATION AND DETECTION DEVICES ARE TO BE REPLACED. LOCATIONS TO BE MODIFIED AS NECESSARY TO MEET THE REQUIREMENTS OF NFPA 72. REFER TO NEW WORK DRAWINGS FOR ADDITIONAL INFORMATION.
2. ALL WIRING AND CONDUIT IN GOOD WORKING CONDITION MAY BE RE UTILIZED FOR NEW FIRE ALARM SYSTEM.



1 ILS BUILDING - FIRST FLOOR FIRE ALARM DEMO PLAN
SCALE: 3/32" = 1'-0"



KEY PLAN



PROFESSIONAL SEAL



8675 W 96TH STREET
OVERLAND PARK, KS. 66212
PHONE: 816.33.4373
FAX: 913.722.3484

SCALE: 3/32"=1'-0" (IN FEET)
0 5 10 20

OFFICE OF
ADMINISTRATION
DIVISION OF FACILITIES
MANAGEMENT,
DESIGN AND
CONSTRUCTION

Replace Fire Alarm Systems,
Multiple Assets.

WESTERN RECEPTION AND
DIAGNOSTIC CORRECTIONAL
CENTER

3401 FARAON ST.
ST JOSEPH, MO 64506

PROJECT # C2325-01
SITE # 7012
ASSET # 9327012063

REVISION: _____
DATE: _____
REVISION: _____
DATE: _____
REVISION: _____
DATE: _____
ISSUE DATE: 08/02/2024

CAD DWG FILE: FSC
DRAWN BY: DB
CHECKED BY: JMA
DESIGNED BY: FSC

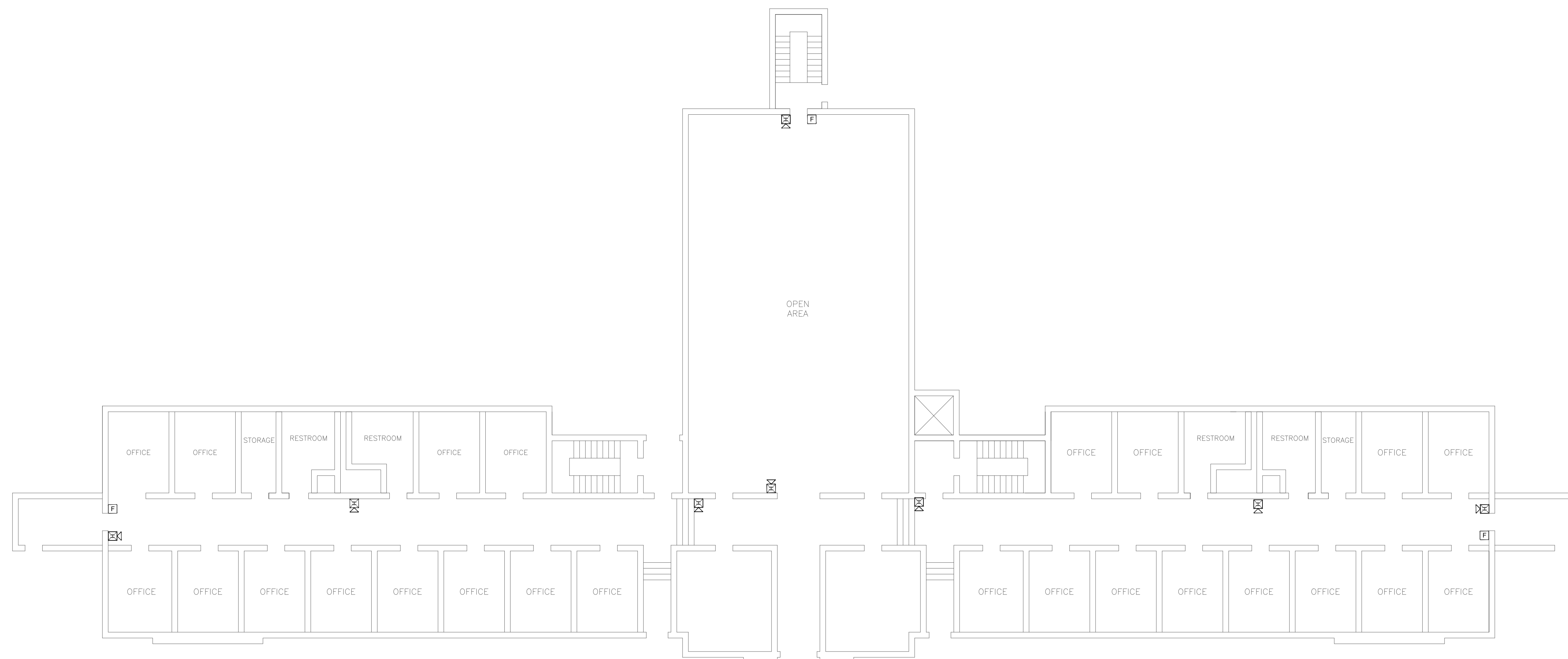
SHEET TITLE:
**ILS BUILDING-SECOND
FLOOR FIRE ALARM
DEMO PLAN**

SHEET NUMBER:
FAD401

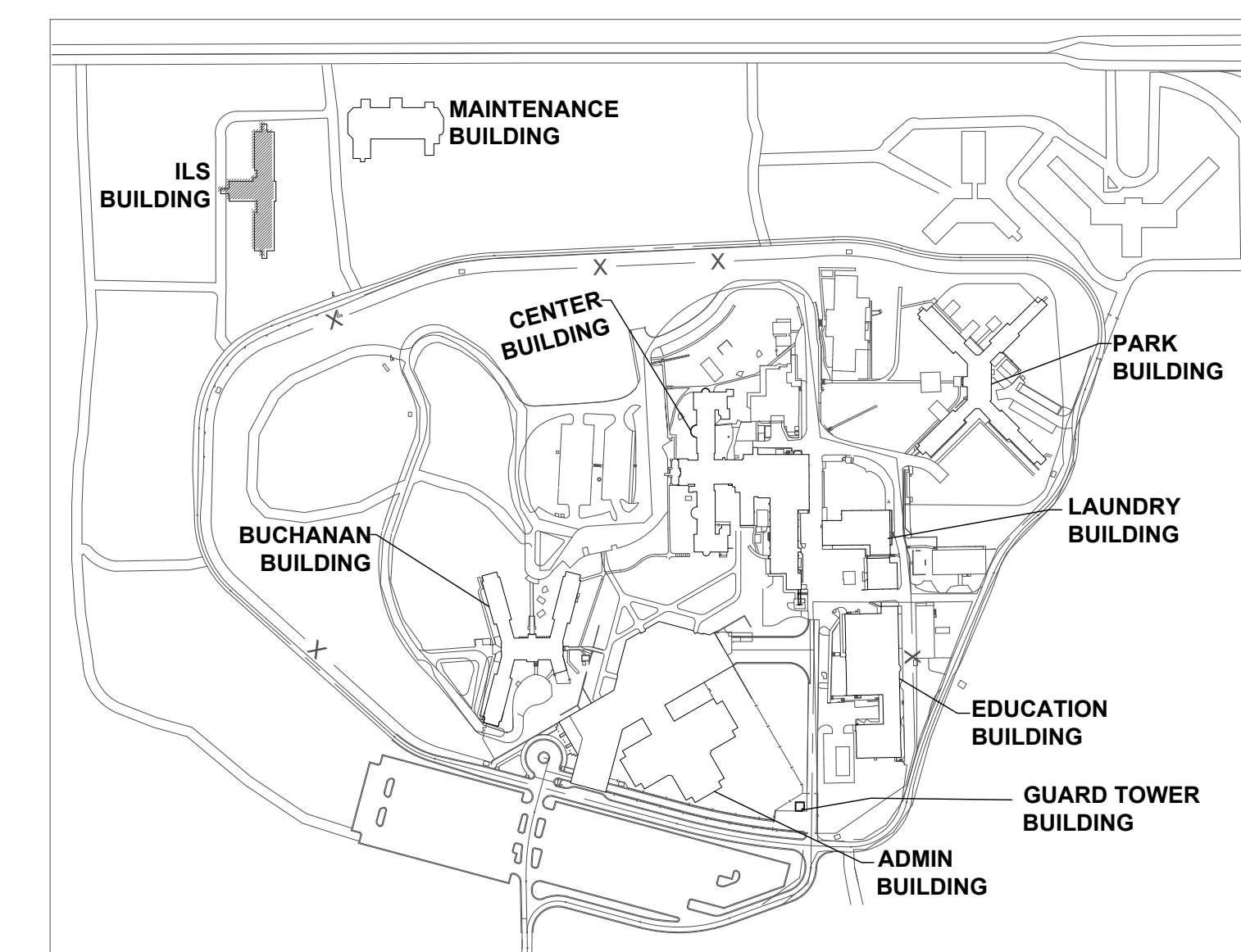
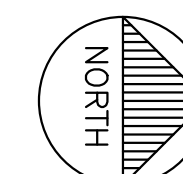
77 OF 93 SHEETS
.08/02/2024

GENERAL NOTES

1. ALL NOTIFICATION AND DETECTION DEVICES ARE TO BE REPLACED. LOCATIONS TO BE MODIFIED AS NECESSARY TO MEET THE REQUIREMENTS OF NFPA 72. REFER TO NEW WORK DRAWINGS FOR ADDITIONAL INFORMATION.
2. ALL WIRING AND CONDUIT IN GOOD WORKING CONDITION MAY BE RE UTILIZED FOR NEW FIRE ALARM SYSTEM.



1 ILS BUILDING - SECOND FLOOR FIRE ALARM DEMO PLAN
SCALE: 3/32" = 1'-0"



KEY PLAN



PROFESSIONAL SEAL



8675 W 96TH STREET
OVERLAND PARK, KS. 66212
PHONE: 816.33.4373
FAX: 913.722.3484

SCALE: 3/32"=1'-0" (IN FEET)
0 5' 10' 20'

OFFICE OF
ADMINISTRATION
DIVISION OF FACILITIES
MANAGEMENT,
DESIGN AND
CONSTRUCTION

Replace Fire Alarm Systems,
Multiple Assets.

WESTERN RECEPTION AND
DIAGNOSTIC CORRECTIONAL
CENTER

3401 FARAON ST.
ST JOSEPH, MO 64506

PROJECT # C2325-01
SITE # 7012
ASSET # 9327012063

REVISION: _____
DATE: _____
REVISION: _____
DATE: _____
REVISION: _____
DATE: _____
ISSUE DATE: 08/02/2024

CAD DWG FILE: FSC
DRAWN BY: DB
CHECKED BY: JMA
DESIGNED BY: FSC

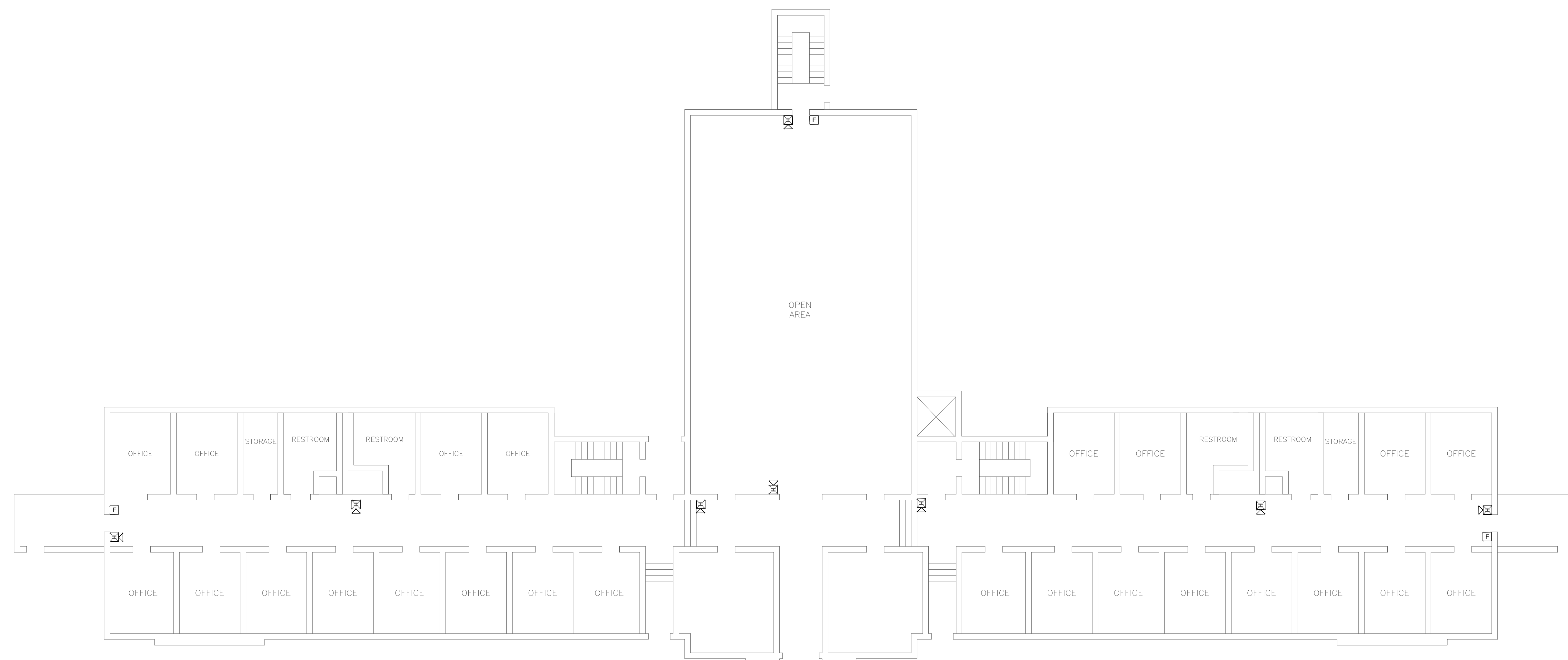
SHEET TITLE:
**ILS BUILDING
FIRE-THIRD FLOOR
ALARM DEMO PLAN**

SHEET NUMBER:
FAD402

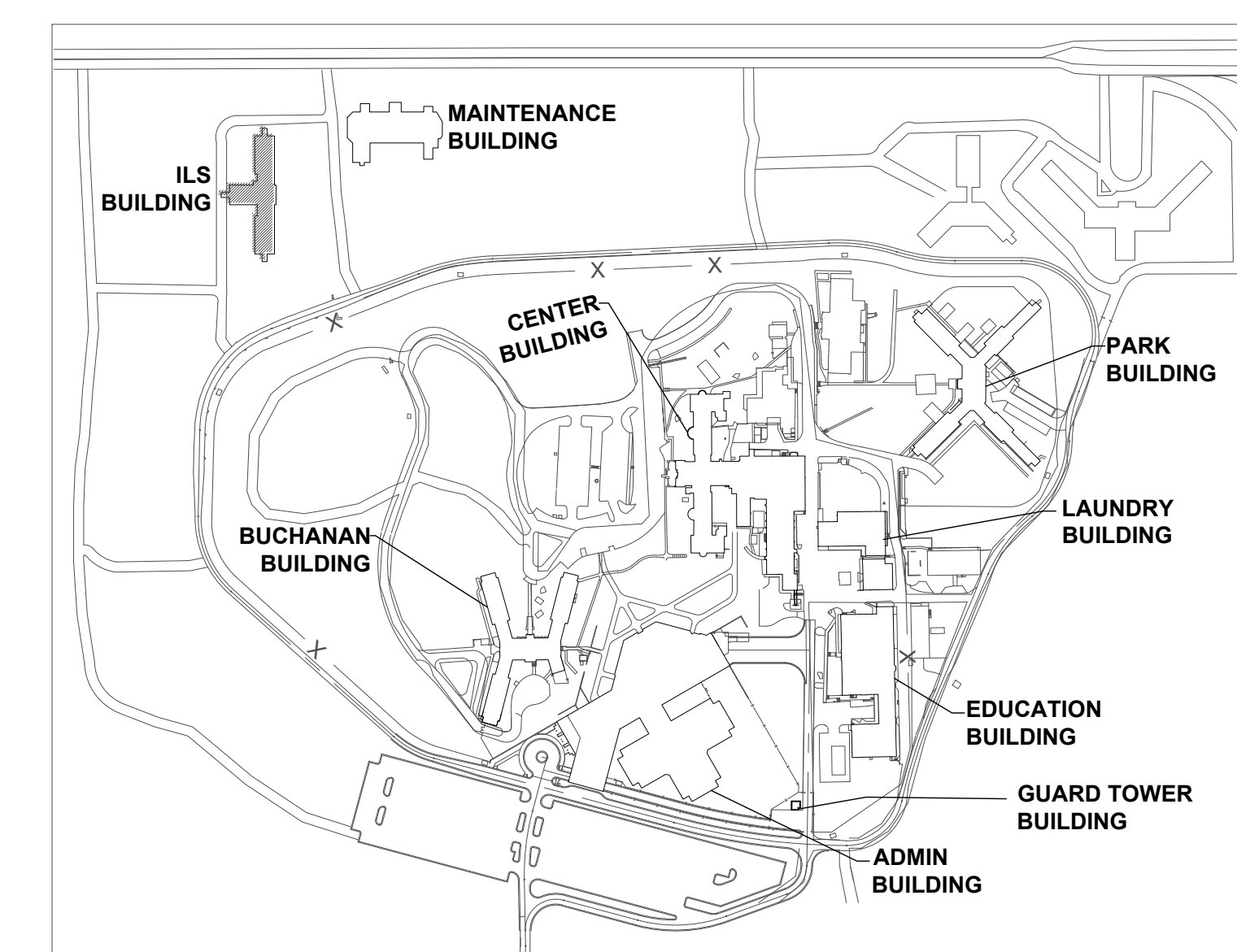
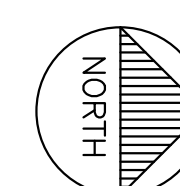
78 OF 93 SHEETS
.08/02/2024

GENERAL NOTES

1. ALL NOTIFICATION AND DETECTION DEVICES ARE TO BE REPLACED. LOCATIONS TO BE MODIFIED AS NECESSARY TO MEET THE REQUIREMENTS OF NFPA 72. REFER TO NEW WORK DRAWINGS FOR ADDITIONAL INFORMATION.
2. ALL WIRING AND CONDUIT IN GOOD WORKING CONDITION MAY BE RE UTILIZED FOR NEW FIRE ALARM SYSTEM.



1 ILS BUILDING - THIRD FLOOR FIRE ALARM DEMO PLAN
SCALE: 3/32" = 1'-0"



KEY PLAN



PROFESSIONAL SEAL



8675 W 96TH STREET
OVERLAND PARK, KS. 66212
PHONE: 816.33.4373
FAX: 913.722.3484

SCALE: 3/32"=1'-0" (IN FEET)
0 5' 10' 20'

OFFICE OF
ADMINISTRATION
DIVISION OF FACILITIES
MANAGEMENT,
DESIGN AND
CONSTRUCTION

Replace Fire Alarm Systems,
Multiple Assets.

WESTERN RECEPTION AND
DIAGNOSTIC CORRECTIONAL
CENTER

3401 FARAON ST.
ST JOSEPH, MO 64506

PROJECT # C2325-01
SITE # 7012
ASSET # 9327012063

REVISION: _____
DATE: _____
REVISION: _____
DATE: _____
REVISION: _____
DATE: _____
ISSUE DATE: 08/02/2024

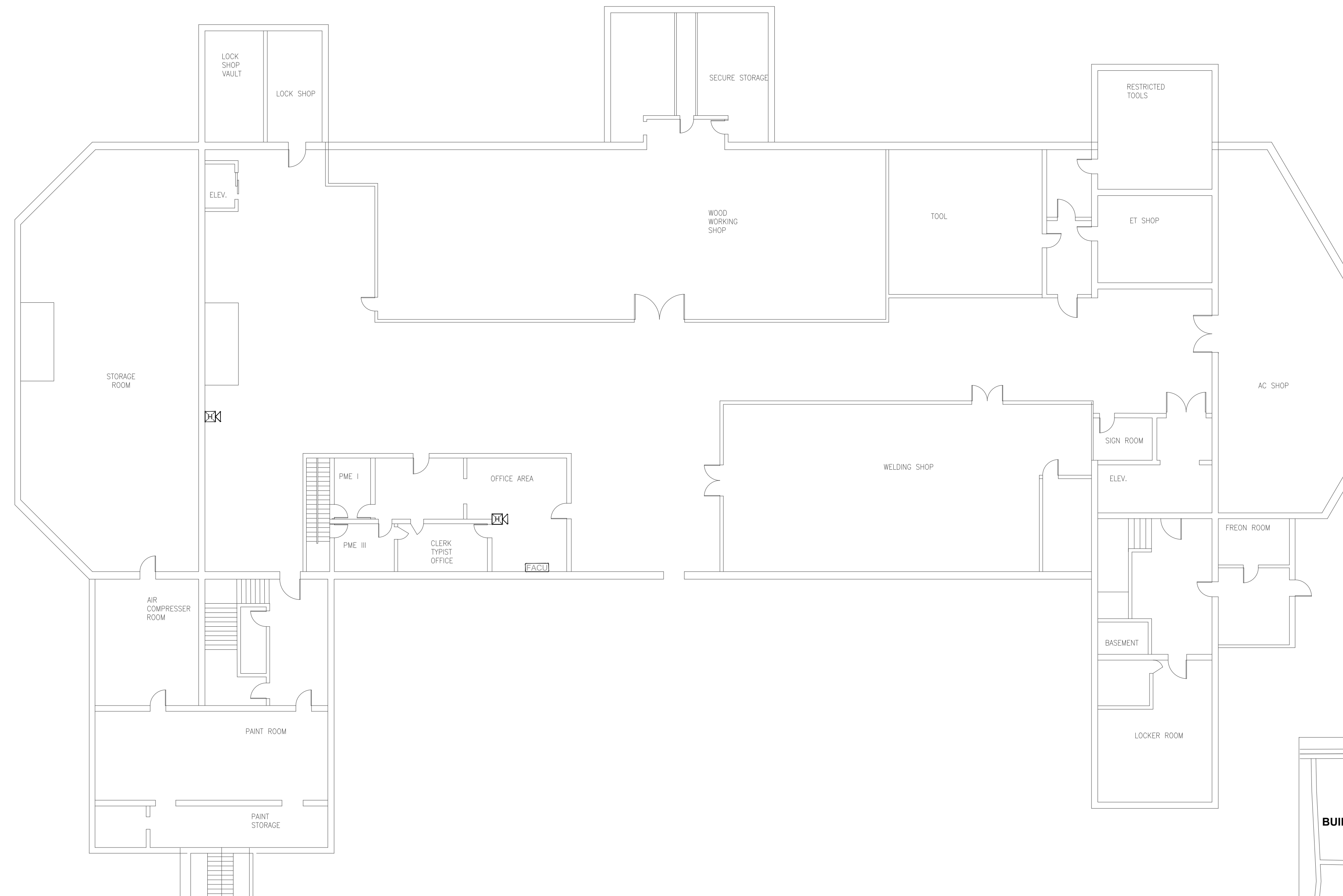
CAD DWG FILE: FSC
DRAWN BY: DB
CHECKED BY: JMA
DESIGNED BY: FSC

SHEET TITLE:
**MAINTENANCE
BUILDING-FIRST
FLOOR FIRE ALARM
DEMO PLAN**

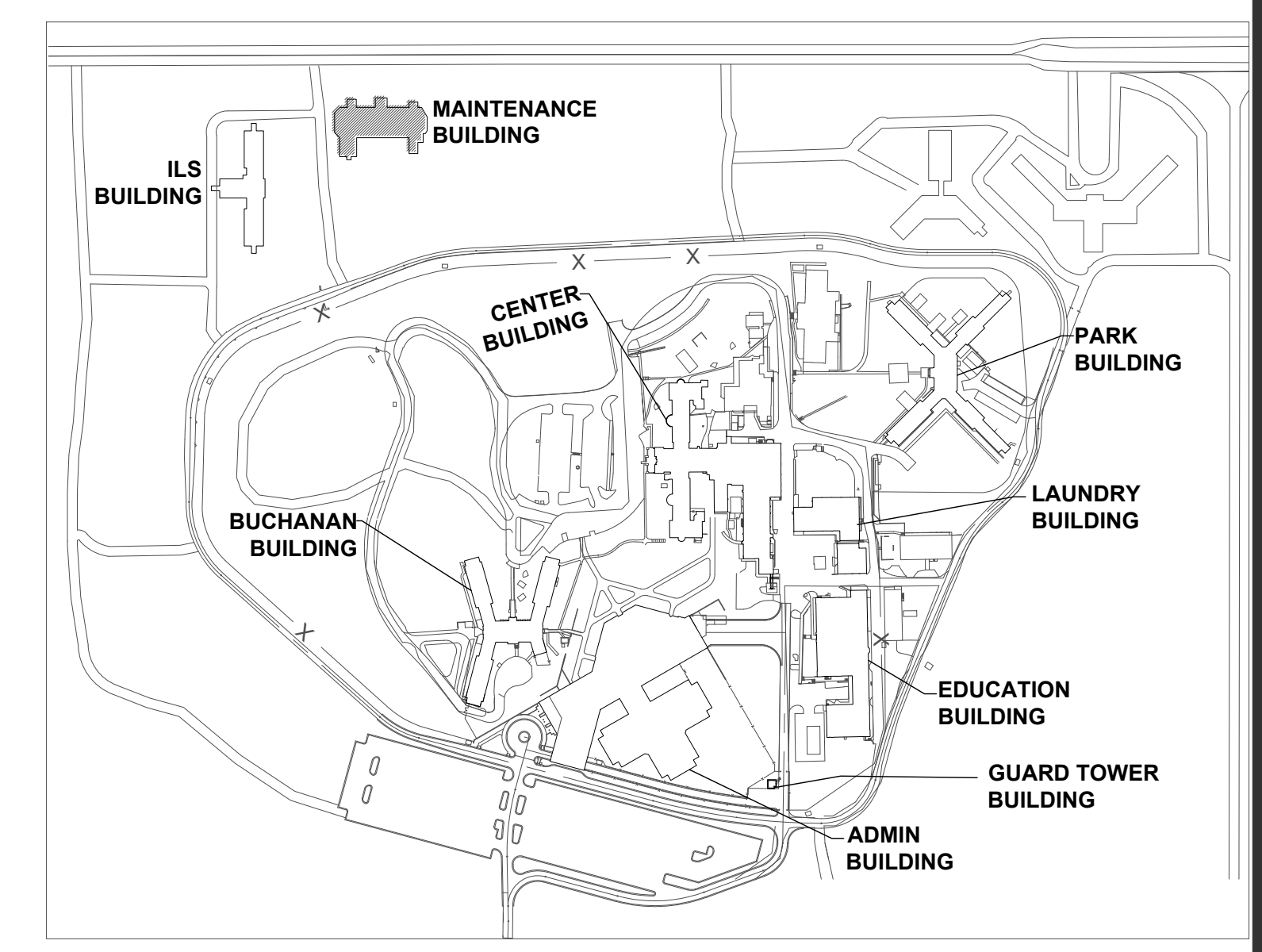

SHEET NUMBER:
FAD500

GENERAL NOTES

1. ALL NOTIFICATION AND DETECTION DEVICES ARE TO BE REPLACED. LOCATIONS TO BE MODIFIED AS NECESSARY TO MEET THE REQUIREMENTS OF NFPA 72. REFER TO NEW WORK DRAWINGS FOR ADDITIONAL INFORMATION.
2. ALL WIRING AND CONDUIT IN GOOD WORKING CONDITION MAY BE RE UTILIZED FOR NEW FIRE ALARM SYSTEM.



1 MAINTENANCE BUILDING - FIRST FLOOR FIRE ALARM DEMO PLAN
SCALE: 3/32" = 1'-0"



KEY PLAN



PROFESSIONAL SEAL



8675 W 96TH STREET
OVERLAND PARK, KS. 66212
PHONE: 816.33.4373
FAX: 913.722.3484

SCALE: 3/32"=1'-0" (IN FEET)
0 5 10 20

OFFICE OF
ADMINISTRATION
DIVISION OF FACILITIES
MANAGEMENT,
DESIGN AND
CONSTRUCTION

Replace Fire Alarm Systems,
Multiple Assets.

WESTERN RECEPTION AND
DIAGNOSTIC CORRECTIONAL
CENTER

3401 FARAON ST.
ST JOSEPH, MO 64506

PROJECT # C2325-01
SITE # 7012
ASSET # 9327012063

REVISION: _____
DATE: _____
REVISION: _____
DATE: _____
REVISION: _____
DATE: _____
ISSUE DATE: 08/02/2024

CAD DWG FILE: FSC
DRAWN BY: DB
CHECKED BY: JMA
DESIGNED BY: FSC

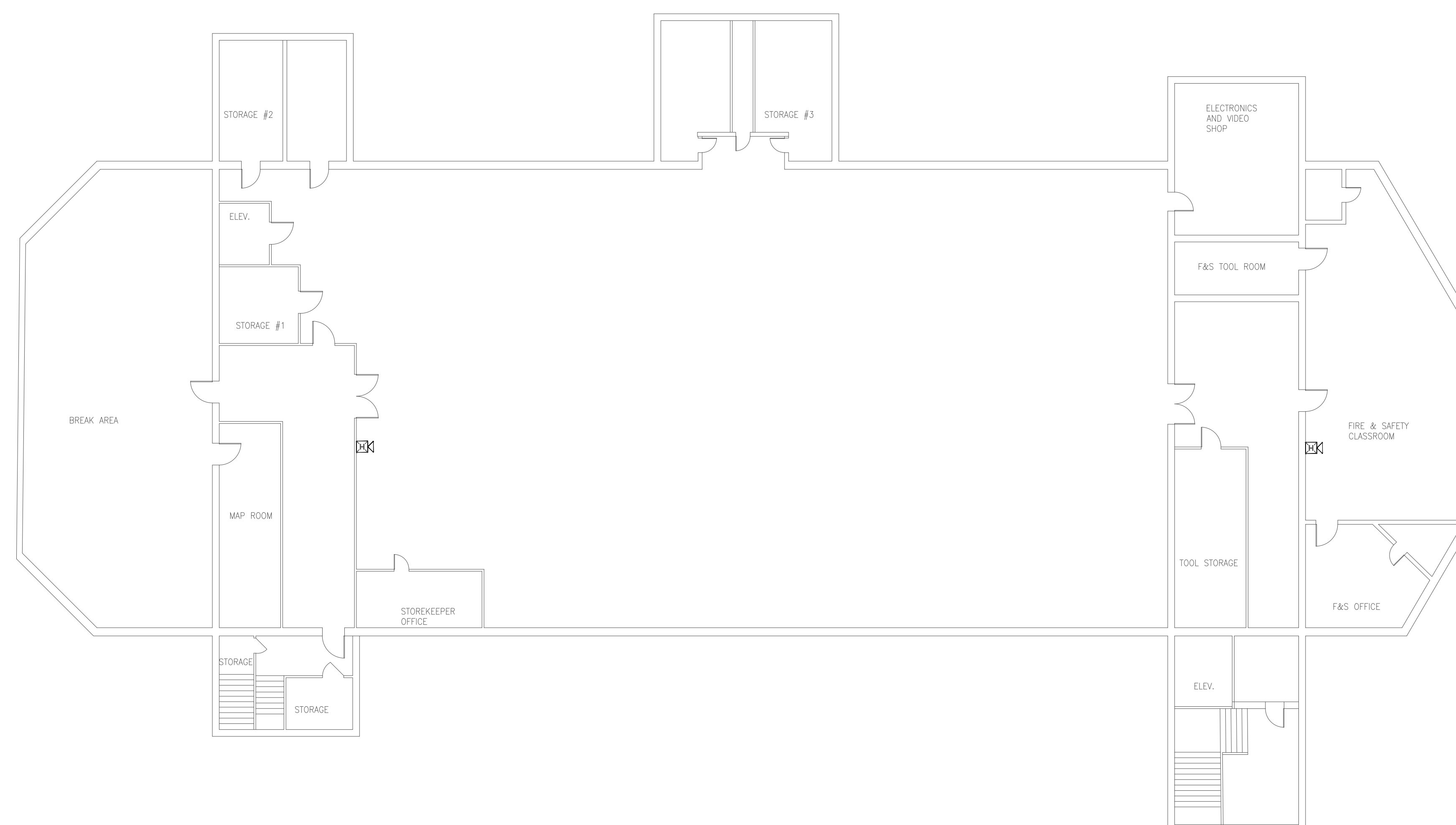
SHEET TITLE:
**MAINTENANCE
BUILDING-FIRST FLOOR
FIRE ALARM DEMO PLAN**

SHEET NUMBER:
FAD501

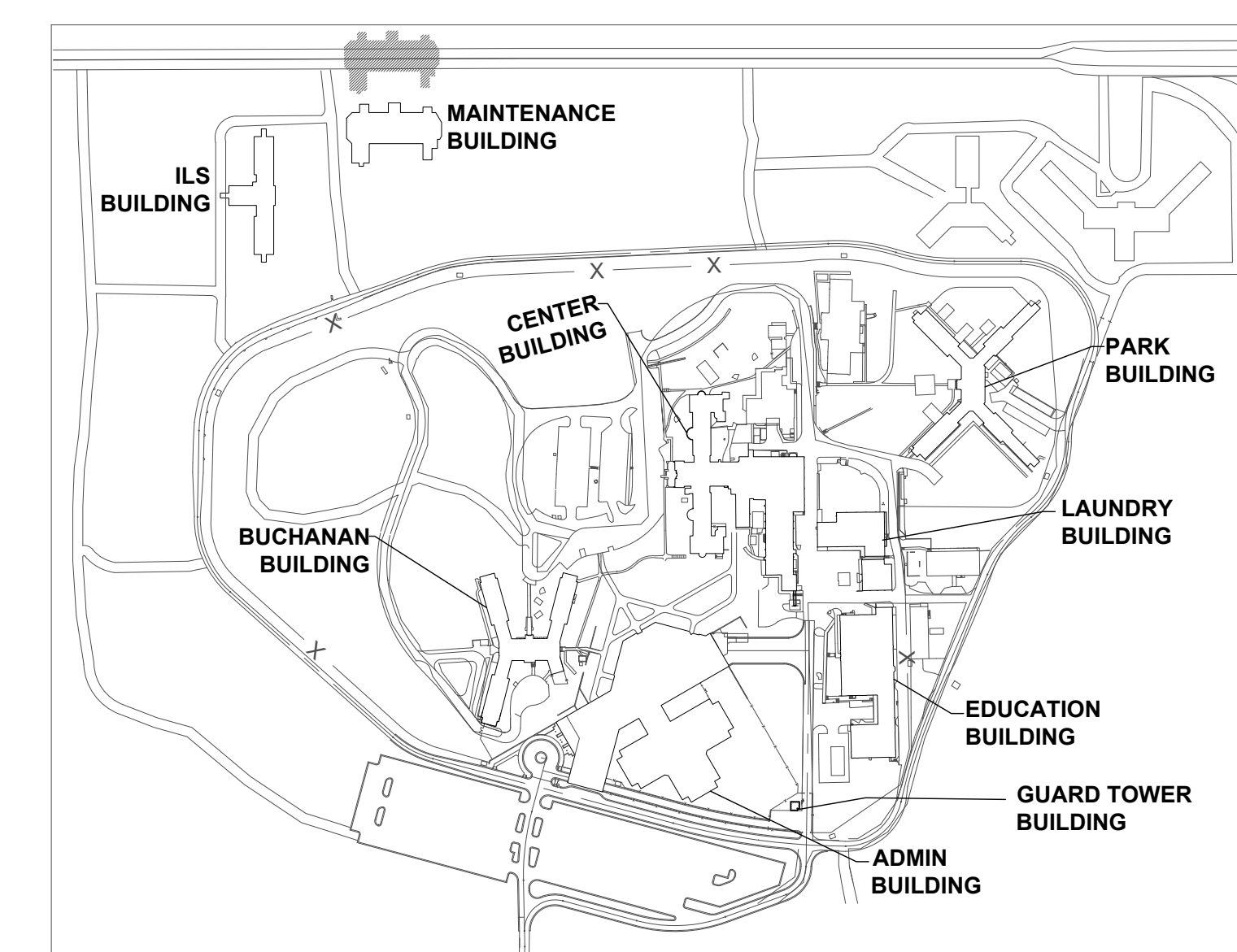
80 OF 93 SHEETS
.08/02/2024

GENERAL NOTES

1. ALL NOTIFICATION AND DETECTION DEVICES ARE TO BE REPLACED. LOCATIONS TO BE MODIFIED AS NECESSARY TO MEET THE REQUIREMENTS OF NFPA 72. REFER TO NEW WORK DRAWINGS FOR ADDITIONAL INFORMATION.
2. ALL WIRING AND CONDUIT IN GOOD WORKING CONDITION MAY BE RE UTILIZED FOR NEW FIRE ALARM SYSTEM.



1 MAINTENANCE BUILDING -SECOND FLOOR FIRE ALARM DEMO PLAN
SCALE: 3/32" = 1'-0"



KEY PLAN



PROFESSIONAL SEAL



8675 W 96TH STREET
OVERLAND PARK, KS. 66212
PHONE: 816.33.4373
FAX: 913.722.3484

SCALE: 3/32"=1'-0" (IN FEET)
0 5 10 20

OFFICE OF
ADMINISTRATION
DIVISION OF FACILITIES
MANAGEMENT,
DESIGN AND
CONSTRUCTION

Replace Fire Alarm Systems,
Multiple Assets.

WESTERN RECEPTION AND
DIAGNOSTIC CORRECTIONAL
CENTER

3401 FARAON ST.
ST JOSEPH, MO 64506

PROJECT # C2325-01
SITE # 7012
ASSET # 9327012063

REVISION: _____
DATE: _____
REVISION: _____
DATE: _____
REVISION: _____
DATE: _____
ISSUE DATE: 08/02/2024

CAD DWG FILE: FSC
DRAWN BY: DB
CHECKED BY: JMA
DESIGNED BY: FSC

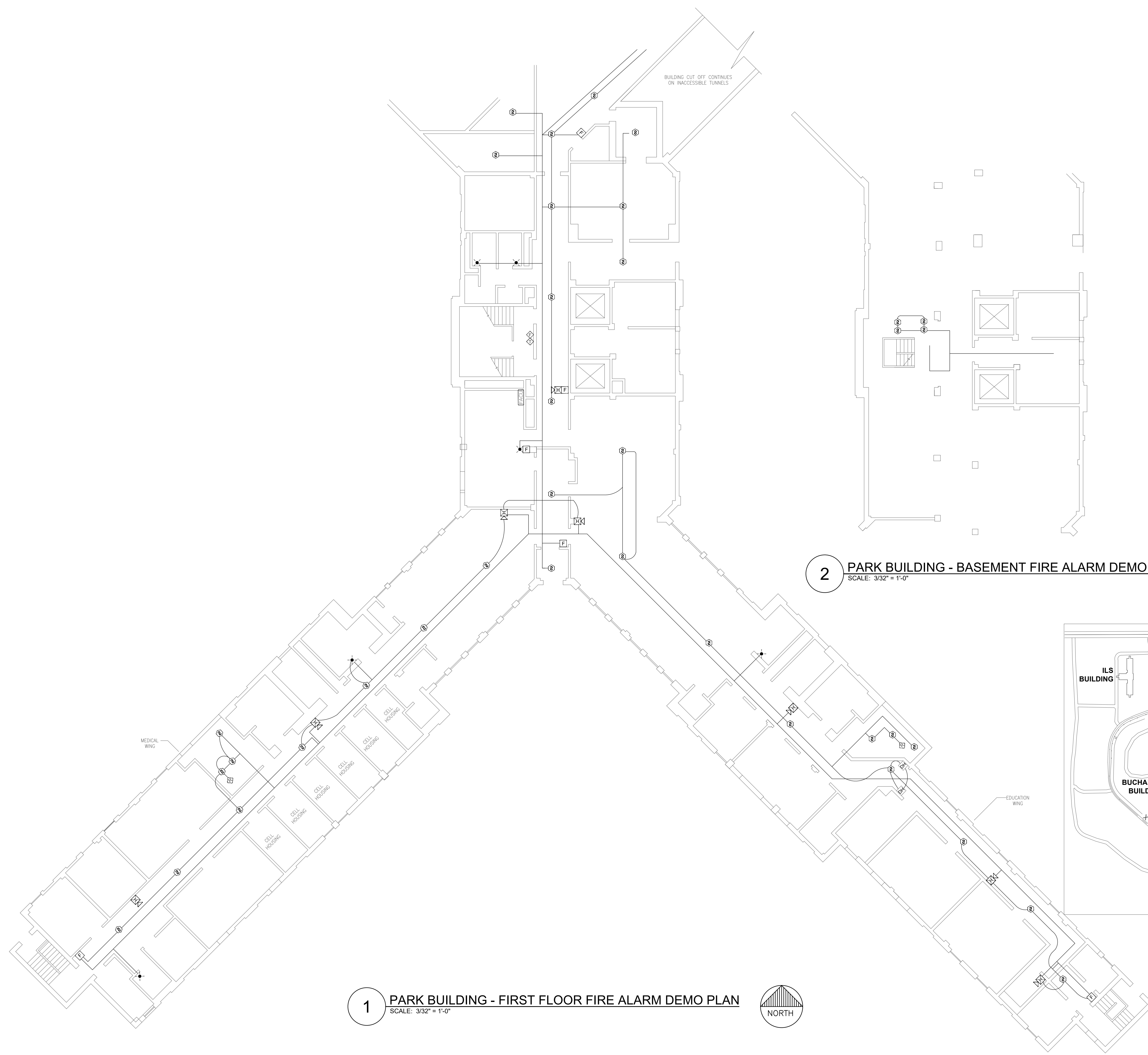
SHEET TITLE:
**PARK BUILDING-FIRST
FLOOR FIRE ALARM
DEMO PLAN**

SHEET NUMBER:
FAD600

81 OF 93 SHEETS
.08/02/2024

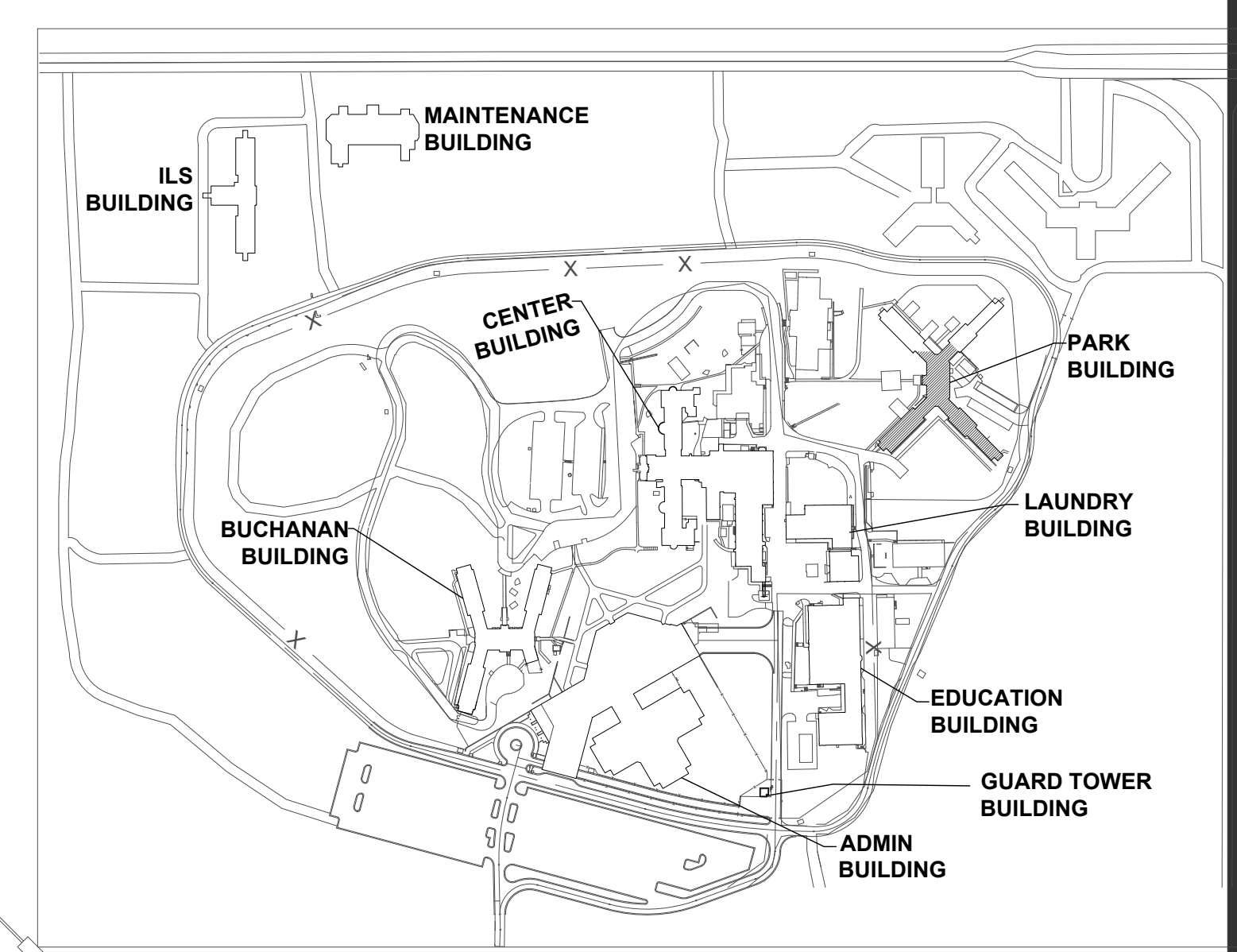
GENERAL NOTES

1. ALL NOTIFICATION AND DETECTION DEVICES ARE TO BE REPLACED. LOCATIONS TO BE MODIFIED AS NECESSARY TO MEET THE REQUIREMENTS OF NFPA 72. REFER TO NEW WORK DRAWINGS FOR ADDITIONAL INFORMATION.
2. ALL WIRING AND CONDUIT IN GOOD WORKING CONDITION MAY BE RE UTILIZED FOR NEW FIRE ALARM SYSTEM.



2 PARK BUILDING - BASEMENT FIRE ALARM DEMO PLAN
SCALE: 3/32" = 1'-0" NORTH

1 PARK BUILDING - FIRST FLOOR FIRE ALARM DEMO PLAN
SCALE: 3/32" = 1'-0" NORTH



KEY PLAN



PROFESSIONAL SEAL



8675 W 96TH STREET
OVERLAND PARK, KS. 66212
PHONE: 816.33.4373
FAX: 913.722.3484

SCALE: 3/32"=1'-0" (IN FEET)
0 5' 10' 20'

OFFICE OF
ADMINISTRATION
DIVISION OF FACILITIES
MANAGEMENT,
DESIGN AND
CONSTRUCTION

Replace Fire Alarm Systems,
Multiple Assets.

WESTERN RECEPTION AND
DIAGNOSTIC CORRECTIONAL
CENTER

3401 FARAON ST.
ST JOSEPH, MO 64506

PROJECT # C2325-01
SITE # 7012
ASSET # 9327012063

REVISION: _____
DATE: _____
REVISION: _____
DATE: _____
REVISION: _____
DATE: _____
ISSUE DATE: 08/02/2024

CAD DWG FILE: FSC
DRAWN BY: DB
CHECKED BY: JMA
DESIGNED BY: FSC

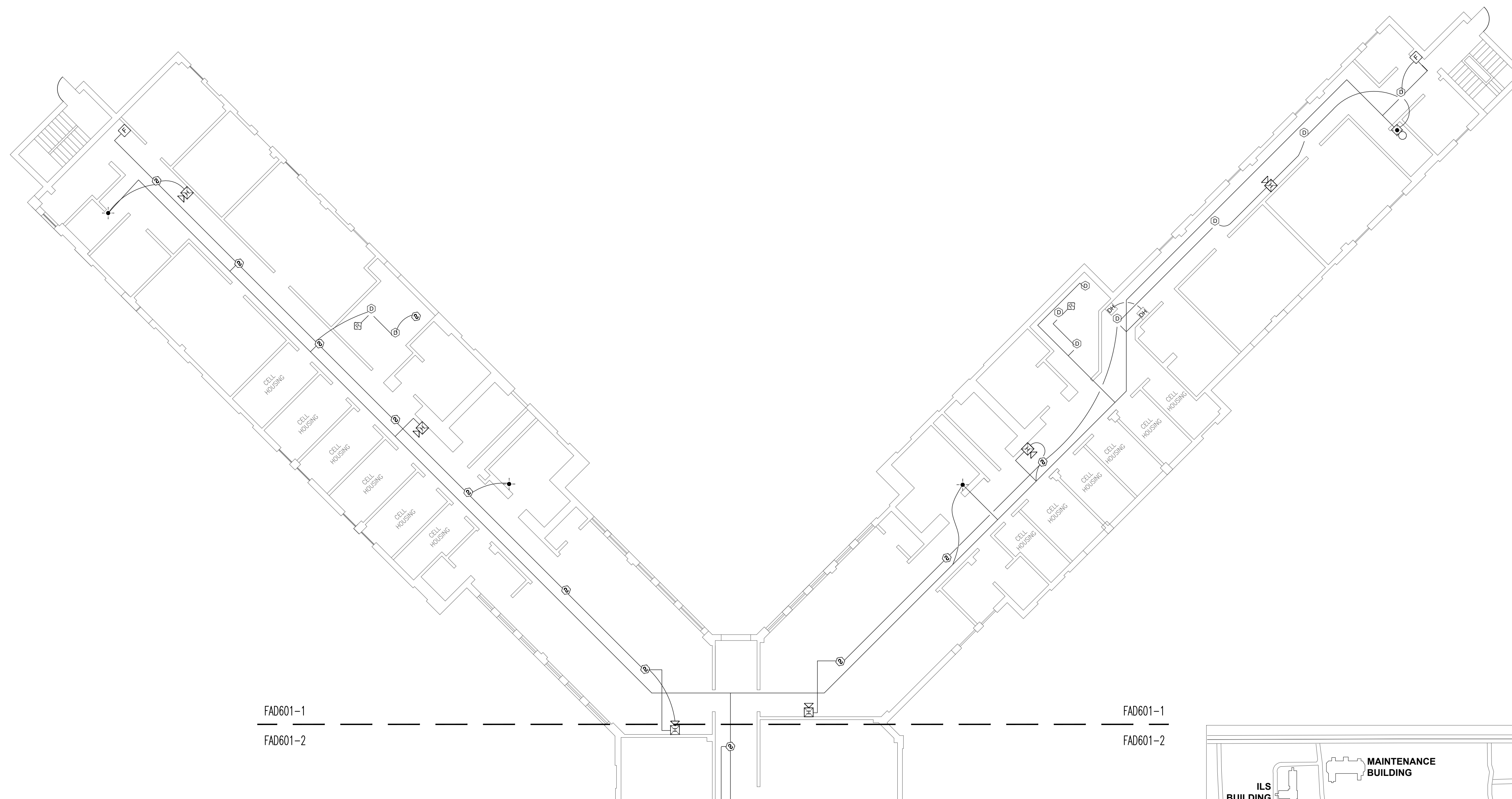
SHEET TITLE:
**PARK BUILDING-SECOND
FLOOR FIRE ALARM
DEMO PLAN PART-1**

SHEET NUMBER:
FAD601-1

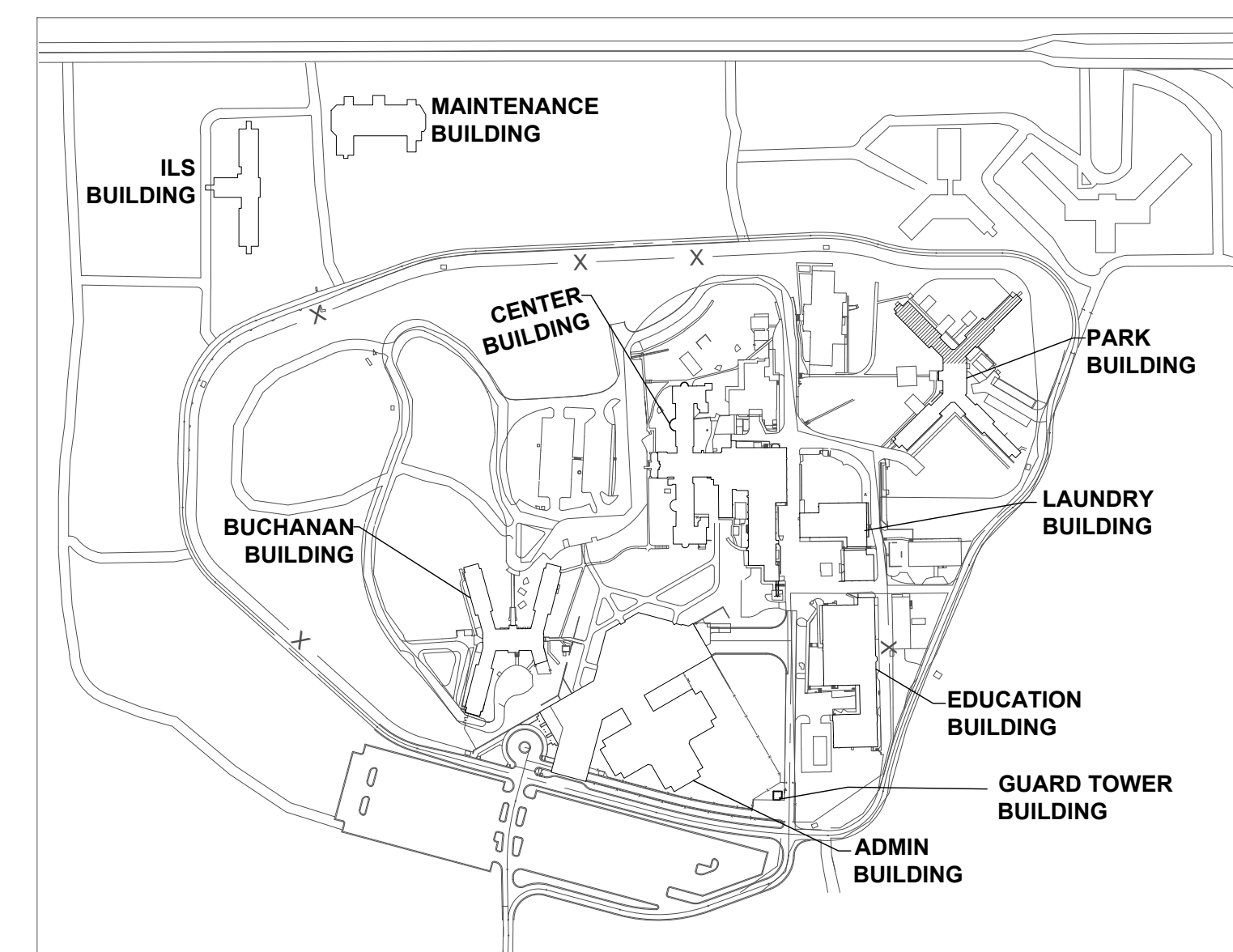

82 OF 93 SHEETS
.08/02/2024

GENERAL NOTES

1. ALL NOTIFICATION AND DETECTION DEVICES ARE TO BE REPLACED. LOCATIONS TO BE MODIFIED AS NECESSARY TO MEET THE REQUIREMENTS OF NFPA 72. REFER TO NEW WORK DRAWINGS FOR ADDITIONAL INFORMATION.
2. ALL WIRING AND CONDUIT IN GOOD WORKING CONDITION MAY BE RE UTILIZED FOR NEW FIRE ALARM SYSTEM.



1 PARK BUILDING - SECOND FLOOR FIRE ALARM DEMO PLAN PART-1
SCALE: 3/32" = 1'-0"



KEY PLAN



PROFESSIONAL SEAL



8675 W 96TH STREET
OVERLAND PARK, KS. 66212
PHONE: 816.33.4373
FAX: 913.722.3484

SCALE: 3/32"=1'-0" (IN FEET)
0 5' 10' 20'

OFFICE OF
ADMINISTRATION
DIVISION OF FACILITIES
MANAGEMENT,
DESIGN AND
CONSTRUCTION

Replace Fire Alarm Systems,
Multiple Assets.

WESTERN RECEPTION AND
DIAGNOSTIC CORRECTIONAL
CENTER

3401 FARAON ST.
ST JOSEPH, MO 64506

PROJECT # C2325-01
SITE # 7012
ASSET # 9327012063

REVISION: _____
DATE: _____
REVISION: _____
DATE: _____
REVISION: _____
DATE: _____

ISSUE DATE: 08/02/2024

CAD DWG FILE: FSC
DRAWN BY: DB
CHECKED BY: JMA
DESIGNED BY: FSC

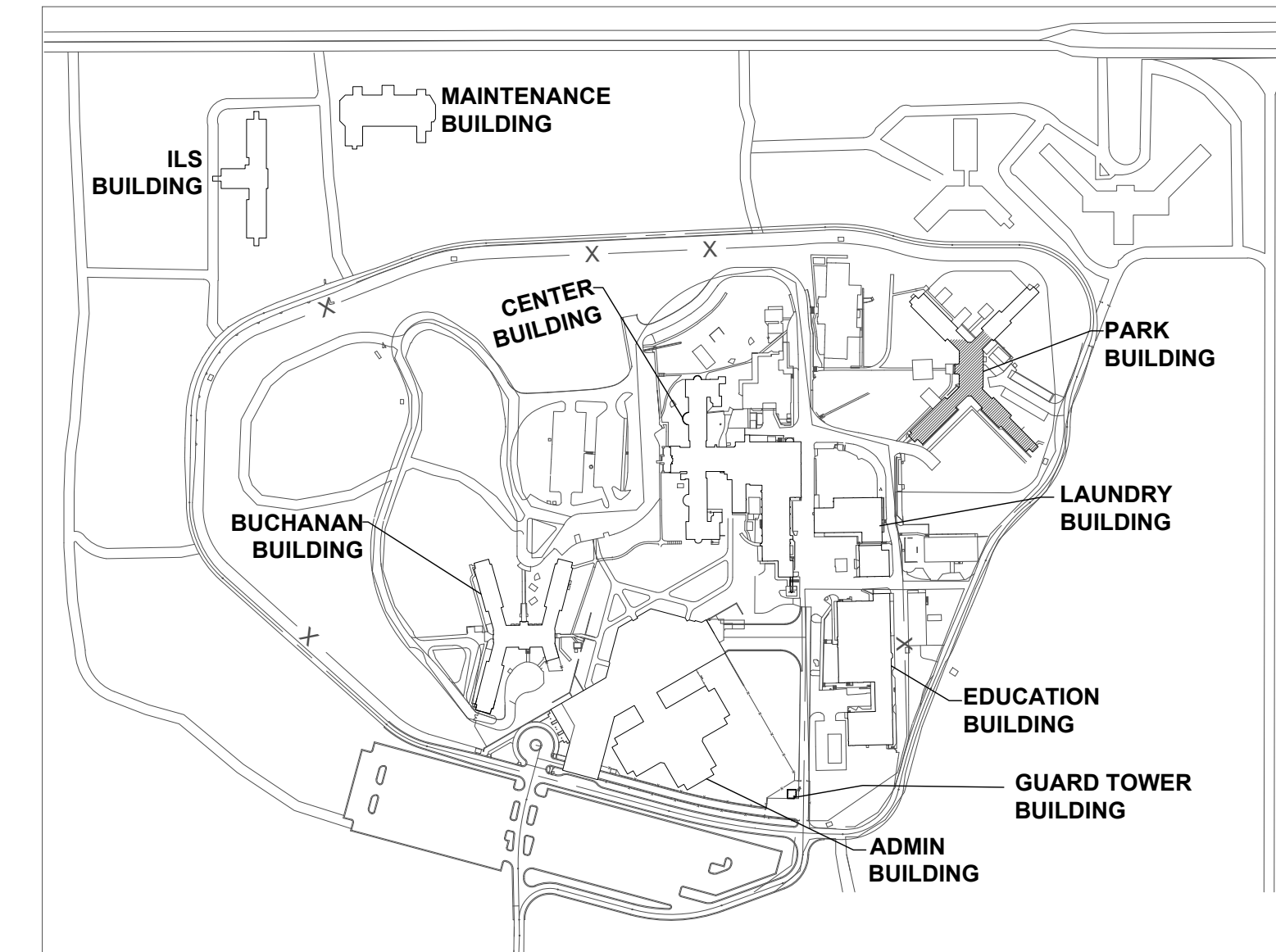
SHEET TITLE:
**PARK BUILDING-SECOND
FLOOR FIRE ALARM
DEMO PLAN PART-2**

SHEET NUMBER:
FAD601-2

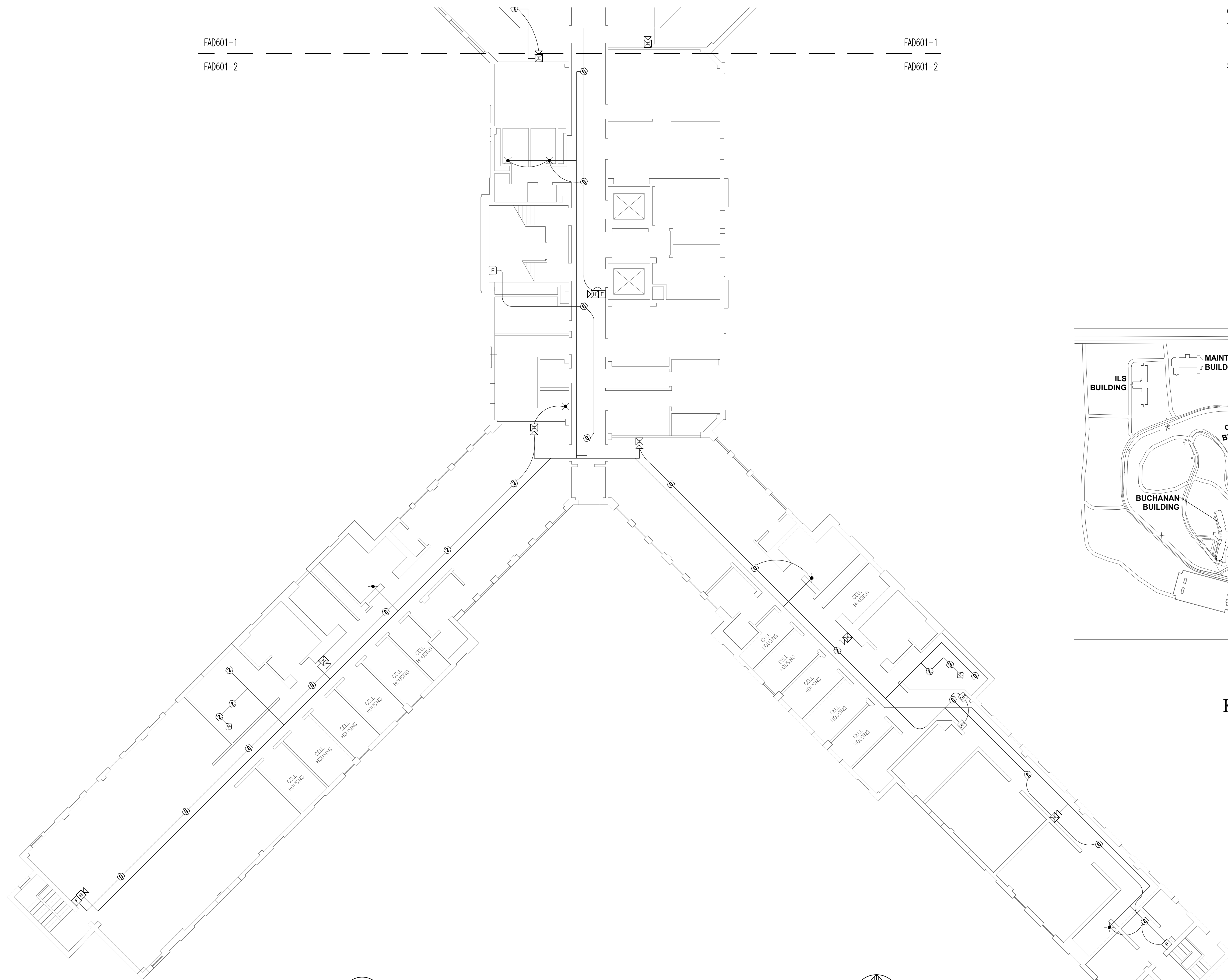
83 OF 93 SHEETS
.08/02/2024

GENERAL NOTES

1. ALL NOTIFICATION AND DETECTION DEVICES ARE TO BE REPLACED. LOCATIONS TO BE MODIFIED AS NECESSARY TO MEET THE REQUIREMENTS OF NFPA 72. REFER TO NEW WORK DRAWINGS FOR ADDITIONAL INFORMATION.
2. ALL WIRING AND CONDUIT IN GOOD WORKING CONDITION MAY BE RE UTILIZED FOR NEW FIRE ALARM SYSTEM.



KEY PLAN



1 PARK BUILDING - SECOND FLOOR FIRE ALARM DEMO PLAN PART-2
SCALE: 3/32" = 1'-0"





PROFESSIONAL SEAL



8675 W 96TH STREET
OVERLAND PARK, KS. 66212
PHONE: 816.33.4373
FAX: 913.722.3484

SCALE: 3/32"=1'-0" (IN FEET)
0 5 10 20

OFFICE OF
ADMINISTRATION
DIVISION OF FACILITIES
MANAGEMENT,
DESIGN AND
CONSTRUCTION

Replace Fire Alarm Systems,
Multiple Assets.

WESTERN RECEPTION AND
DIAGNOSTIC CORRECTIONAL
CENTER

3401 FARAON ST.
ST JOSEPH, MO 64506

PROJECT # C2325-01
SITE # 7012
ASSET # 9327012063

REVISION: _____
DATE: _____
REVISION: _____
DATE: _____
REVISION: _____
DATE: _____
ISSUE DATE: 08/02/2024

CAD DWG FILE: FSC
DRAWN BY: DB
CHECKED BY: JMA
DESIGNED BY: FSC

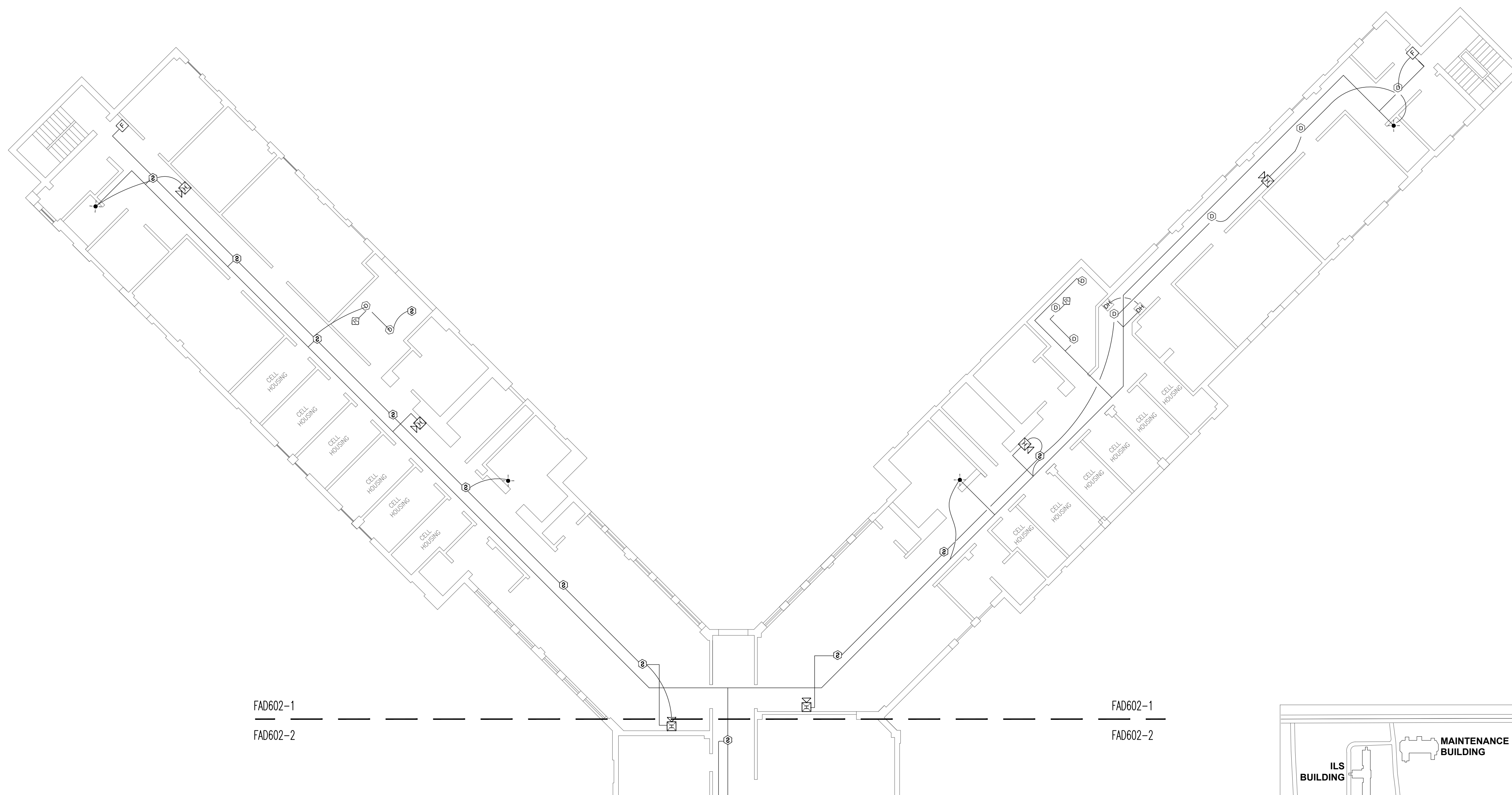
SHEET TITLE:
**PARK BUILDING-THIRD
FLOOR FIRE ALARM
DEMO PLAN PART-1**

SHEET NUMBER:
FAD602-1

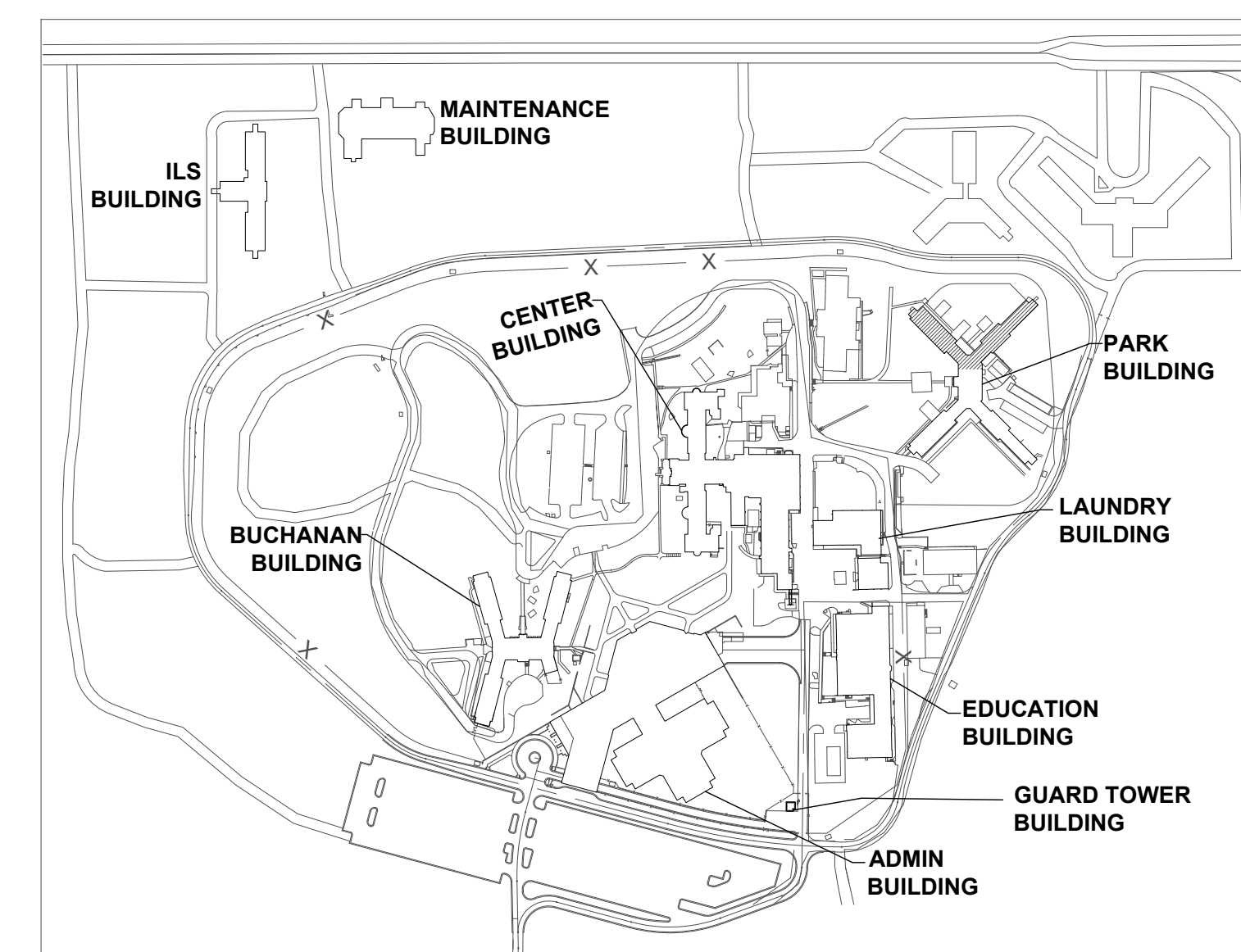
84 OF 93 SHEETS
.08/02/2024

GENERAL NOTES

1. ALL NOTIFICATION AND DETECTION DEVICES ARE TO BE REPLACED. LOCATIONS TO BE MODIFIED AS NECESSARY TO MEET THE REQUIREMENTS OF NFPA 72. REFER TO NEW WORK DRAWINGS FOR ADDITIONAL INFORMATION.
2. ALL WIRING AND CONDUIT IN GOOD WORKING CONDITION MAY BE RE UTILIZED FOR NEW FIRE ALARM SYSTEM.



1 PARK BUILDING -THIRD FLOOR FIRE ALARM DEMO PLAN PART-1
SCALE: 3/32" = 1'-0"



KEY PLAN



PROFESSIONAL SEAL



8675 W 96TH STREET
OVERLAND PARK, KS. 66212
PHONE: 816.33.4373
FAX: 913.722.3484

SCALE: 3/32"=1'-0" (IN FEET)
0 5' 10' 20'

OFFICE OF
ADMINISTRATION
DIVISION OF FACILITIES
MANAGEMENT,
DESIGN AND
CONSTRUCTION

Replace Fire Alarm Systems,
Multiple Assets.

WESTERN RECEPTION AND
DIAGNOSTIC CORRECTIONAL
CENTER

3401 FARAON ST.
ST JOSEPH, MO 64506

PROJECT # C2325-01
SITE # 7012
ASSET # 9327012063

REVISION: _____
DATE: _____
REVISION: _____
DATE: _____
REVISION: _____
DATE: _____

ISSUE DATE: 08/02/2024

CAD DWG FILE: FSC
DRAWN BY: DB
CHECKED BY: JMA
DESIGNED BY: FSC

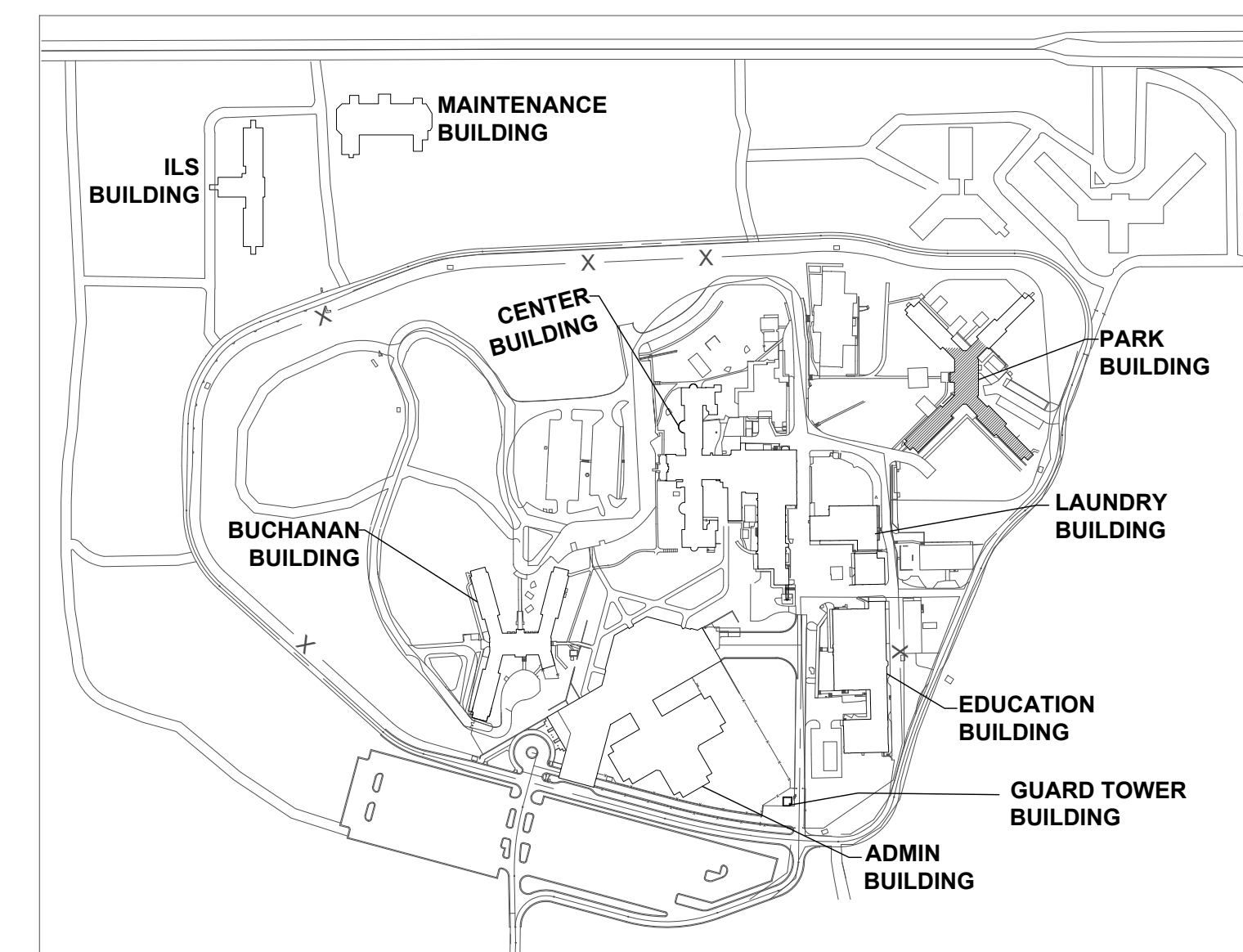
SHEET TITLE:
PARK BUILDING-THIRD
FLOOR FIRE ALARM
DEMO PLAN PART-2

SHEET NUMBER:
FAD602-2

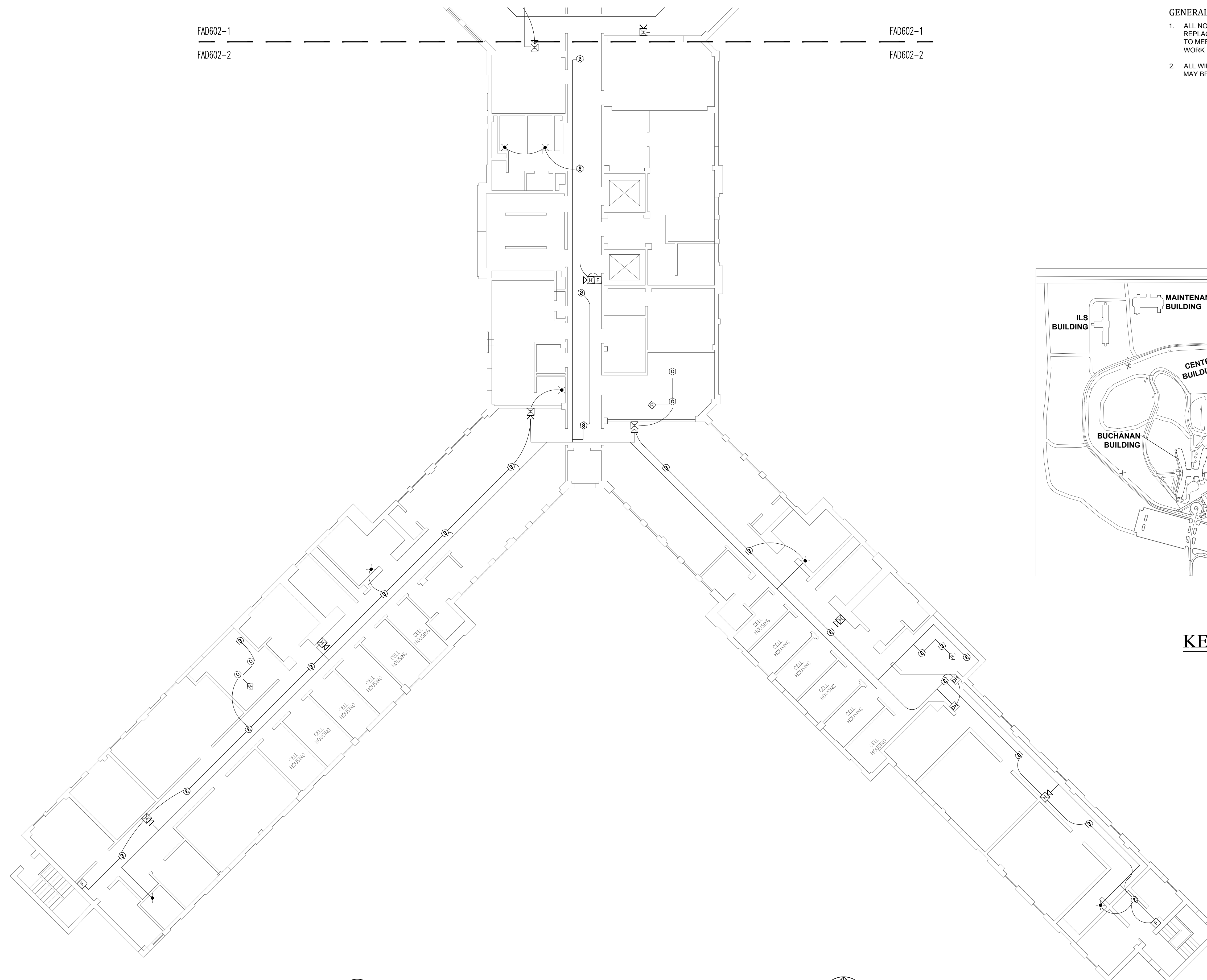
85 OF 93 SHEETS
.08/02/2024

GENERAL NOTES

1. ALL NOTIFICATION AND DETECTION DEVICES ARE TO BE REPLACED. LOCATIONS TO BE MODIFIED AS NECESSARY TO MEET THE REQUIREMENTS OF NFPA 72. REFER TO NEW WORK DRAWINGS FOR ADDITIONAL INFORMATION.
2. ALL WIRING AND CONDUIT IN GOOD WORKING CONDITION MAY BE RE UTILIZED FOR NEW FIRE ALARM SYSTEM.



KEY PLAN



1 PARK BUILDING -THIRD FLOOR FIRE ALARM DEMO PLAN PART-2
SCALE: 3/32" = 1'-0"





PROFESSIONAL SEAL



8675 W 96TH STREET
OVERLAND PARK, KS. 66212
PHONE: 816.33.4373
FAX: 913.722.3484

SCALE: 3/32"=1'-0" (IN FEET)
0 5' 10' 20'

OFFICE OF
ADMINISTRATION
DIVISION OF FACILITIES
MANAGEMENT,
DESIGN AND
CONSTRUCTION

Replace Fire Alarm Systems,
Multiple Assets.

WESTERN RECEPTION AND
DIAGNOSTIC CORRECTIONAL
CENTER

3401 FARAON ST.
ST JOSEPH, MO 64506

PROJECT # C2325-01
SITE # 7012
ASSET # 9327012063

REVISION: _____
DATE: _____
REVISION: _____
DATE: _____
REVISION: _____
DATE: _____
ISSUE DATE: 08/02/2024

CAD DWG FILE: FSC
DRAWN BY: DB
CHECKED BY: JMA
DESIGNED BY: FSC

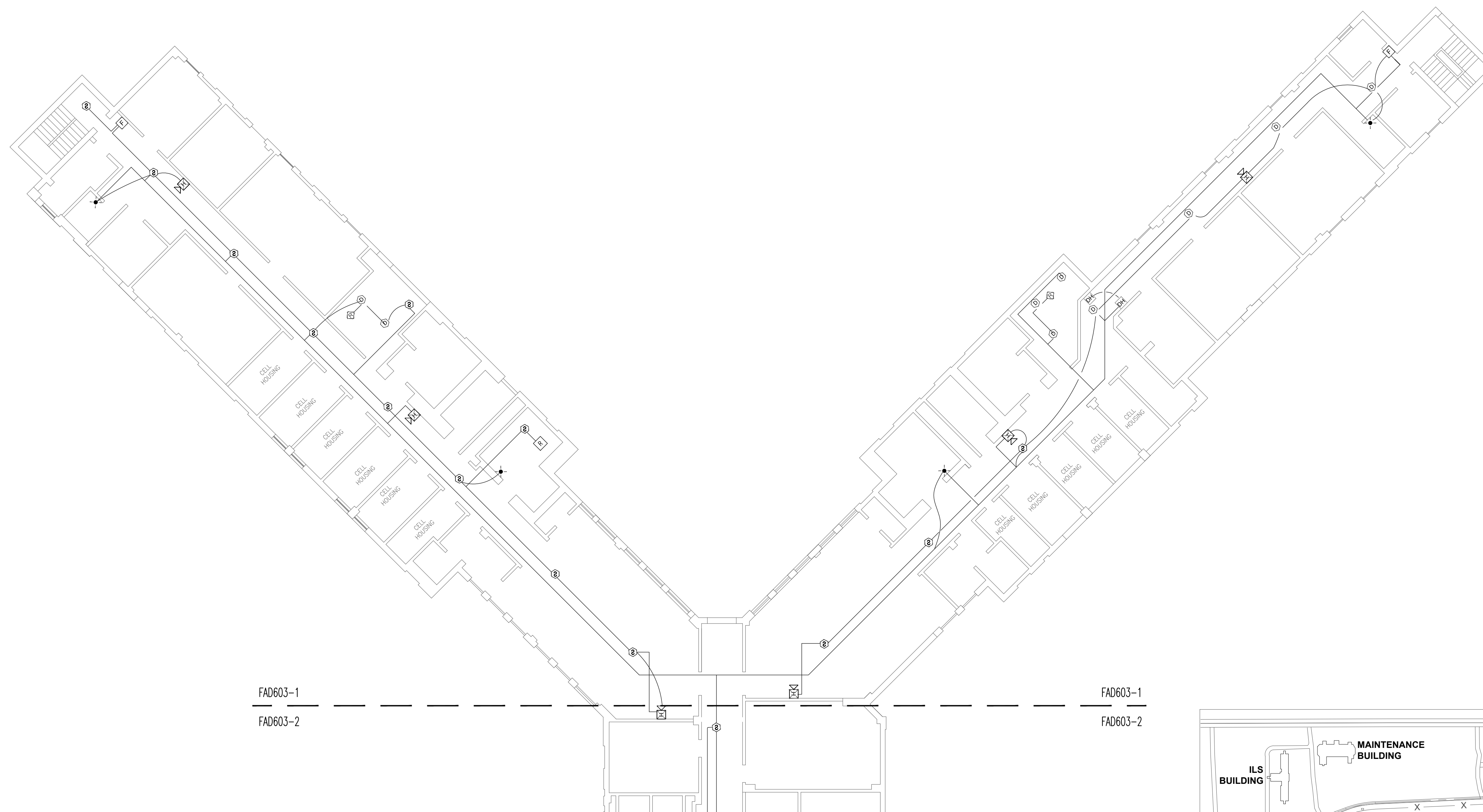
SHEET TITLE:
**PARK BUILDING-FOURTH
FLOOR FIRE ALARM
DEMO PLAN PART-1**

SHEET NUMBER:
FAD603-1

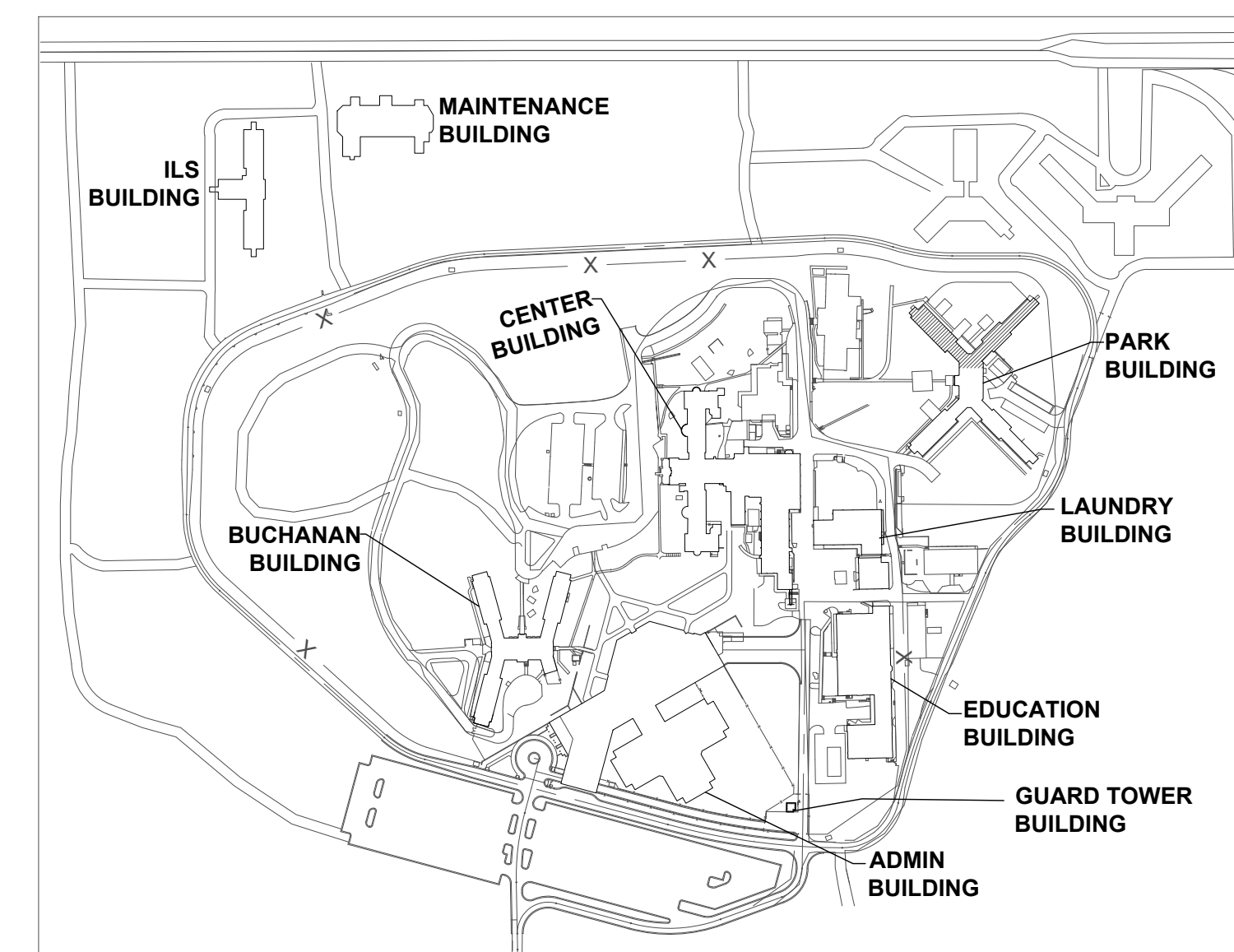
86 OF 93 SHEETS
.08/02/2024

GENERAL NOTES

1. ALL NOTIFICATION AND DETECTION DEVICES ARE TO BE REPLACED. LOCATIONS TO BE MODIFIED AS NECESSARY TO MEET THE REQUIREMENTS OF NFPA 72. REFER TO NEW WORK DRAWINGS FOR ADDITIONAL INFORMATION.
2. ALL WIRING AND CONDUIT IN GOOD WORKING CONDITION MAY BE RE UTILIZED FOR NEW FIRE ALARM SYSTEM.



1 PARK BUILDING - FOURTH FLOOR FIRE ALARM DEMO PLAN PART-1
SCALE: 3/32" = 1'-0"



KEY PLAN



PROFESSIONAL SEAL



8675 W 96TH STREET
OVERLAND PARK, KS. 66212
PHONE: 816.33.4373
FAX: 913.722.3484

SCALE: 3/32"=1'-0" (IN FEET)
0 5' 10' 20'

OFFICE OF
ADMINISTRATION
DIVISION OF FACILITIES
MANAGEMENT,
DESIGN AND
CONSTRUCTION

Replace Fire Alarm Systems,
Multiple Assets.

WESTERN RECEPTION AND
DIAGNOSTIC CORRECTIONAL
CENTER

3401 FARAON ST.
ST JOSEPH, MO 64506

PROJECT # C2325-01
SITE # 7012
ASSET # 9327012063

REVISION: _____
DATE: _____
REVISION: _____
DATE: _____
REVISION: _____
DATE: _____
ISSUE DATE: 08/02/2024

CAD DWG FILE: FSC
DRAWN BY: DB
CHECKED BY: JMA
DESIGNED BY: FSC

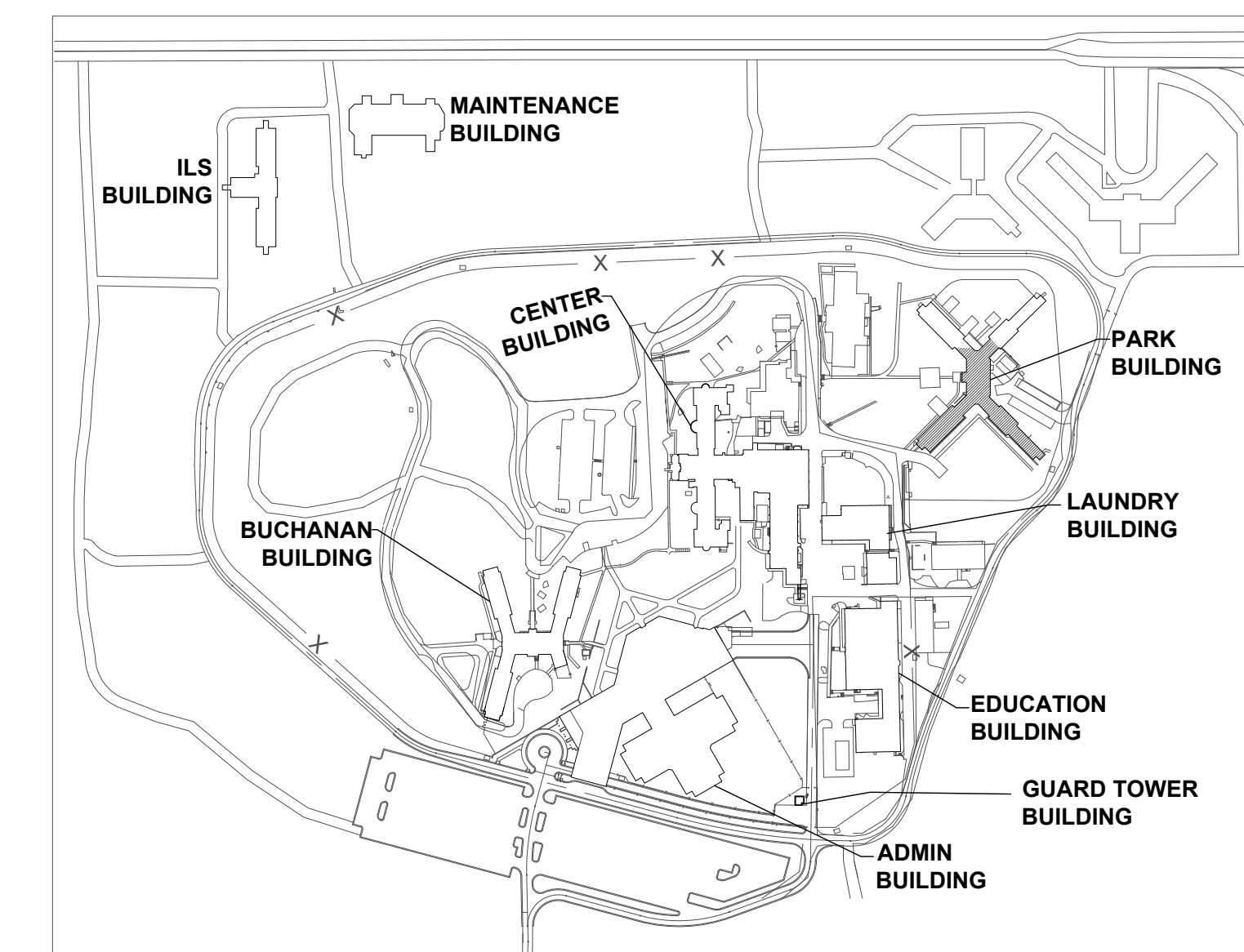
SHEET TITLE:
PARK BUILDING-FOURTH
FLOOR FIRE ALARM
DEMO PLAN PART-2

SHEET NUMBER:
FAD603-2

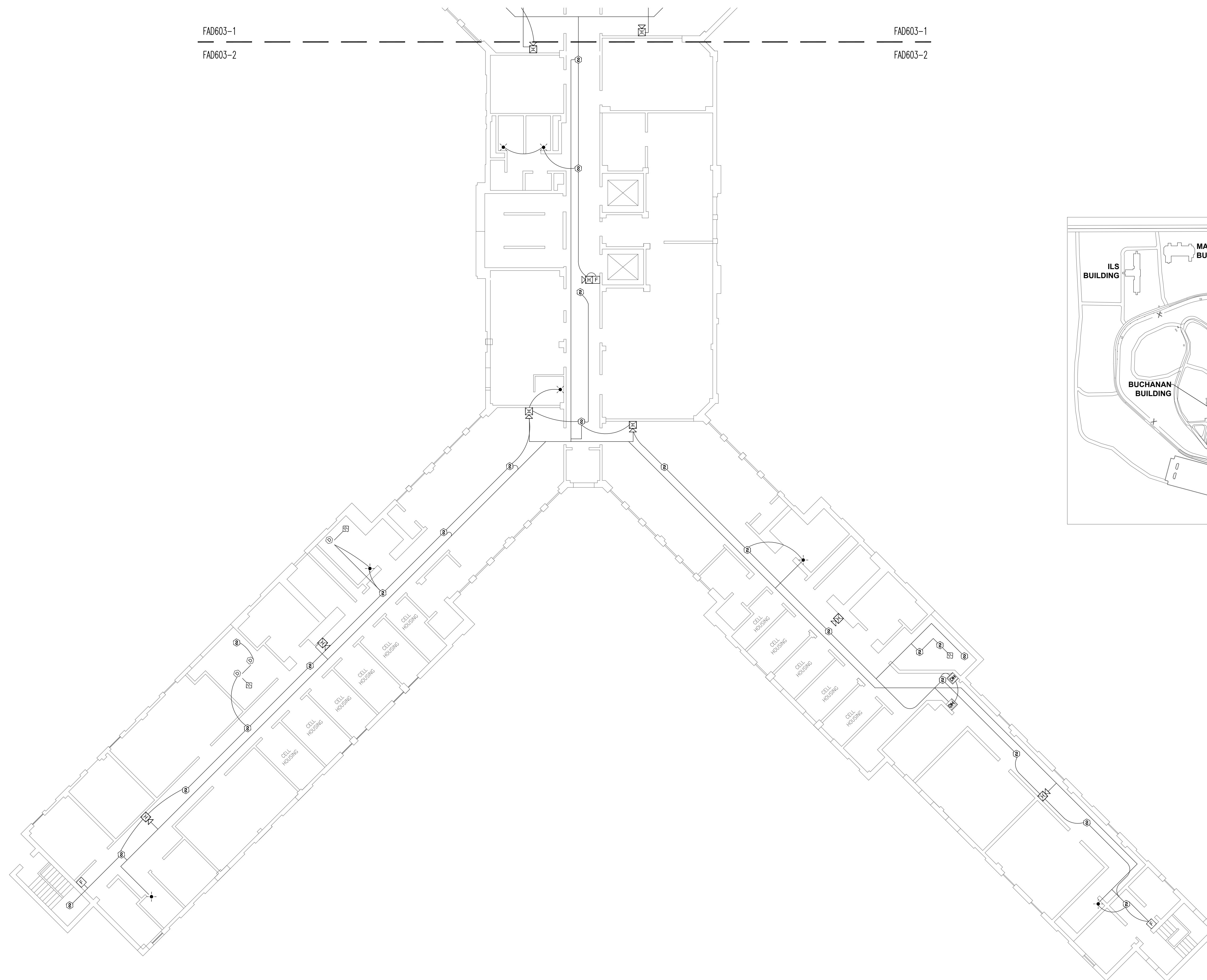
87 OF 93 SHEETS
.08/02/2024

GENERAL NOTES


1. ALL NOTIFICATION AND DETECTION DEVICES ARE TO BE REPLACED. LOCATIONS TO BE MODIFIED AS NECESSARY TO MEET THE REQUIREMENTS OF NFPA 72. REFER TO NEW WORK DRAWINGS FOR ADDITIONAL INFORMATION.
2. ALL WIRING AND CONDUIT IN GOOD WORKING CONDITION MAY BE RE UTILIZED FOR NEW FIRE ALARM SYSTEM.



KEY PLAN



1 PARK BUILDING - FOURTH FLOOR FIRE ALARM DEMO PLAN PART-2
SCALE: 3/32" = 1'-0"





PROFESSIONAL SEAL



8675 W 96TH STREET
OVERLAND PARK, KS. 66212
PHONE: 816.33.4373
FAX: 913.722.3484

SCALE: 3/32"=1'-0" (IN FEET)
0 5 10 20'

OFFICE OF
ADMINISTRATION
DIVISION OF FACILITIES
MANAGEMENT,
DESIGN AND
CONSTRUCTION

Replace Fire Alarm Systems,
Multiple Assets.

WESTERN RECEPTION AND
DIAGNOSTIC CORRECTIONAL
CENTER

3401 FARAON ST.
ST JOSEPH, MO 64506

PROJECT # C2325-01
SITE # 7012
ASSET # 9327012063

REVISION: _____
DATE: _____
REVISION: _____
DATE: _____
REVISION: _____
DATE: _____

ISSUE DATE: 08/02/2024

CAD DWG FILE: FSC
DRAWN BY: DB
CHECKED BY: JMA
DESIGNED BY: FSC

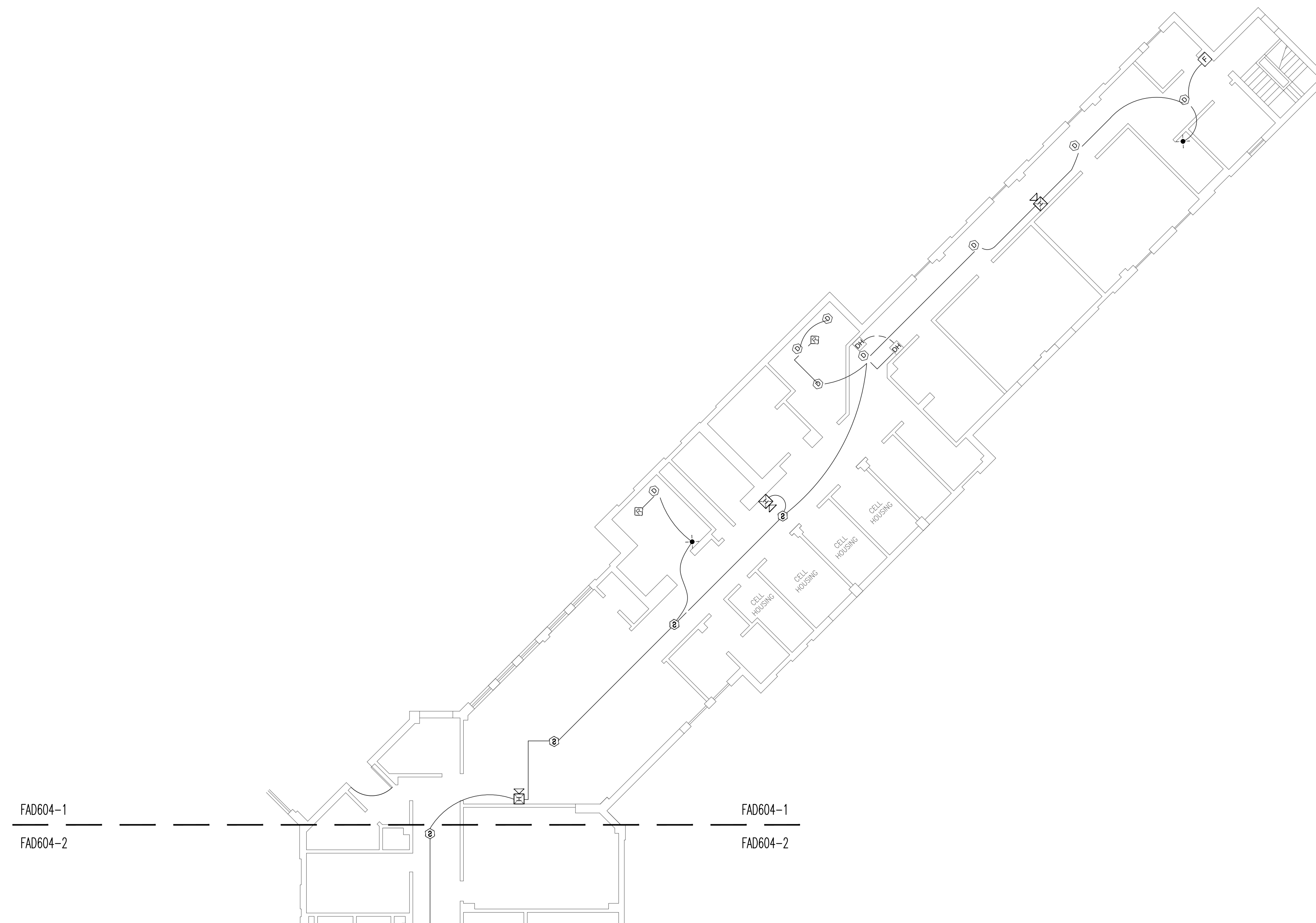
SHEET TITLE:
**PARK BUILDING-FIFTH
FLOOR FIRE ALARM
DEMO PLAN PART-1**

SHEET NUMBER:
FAD604-1

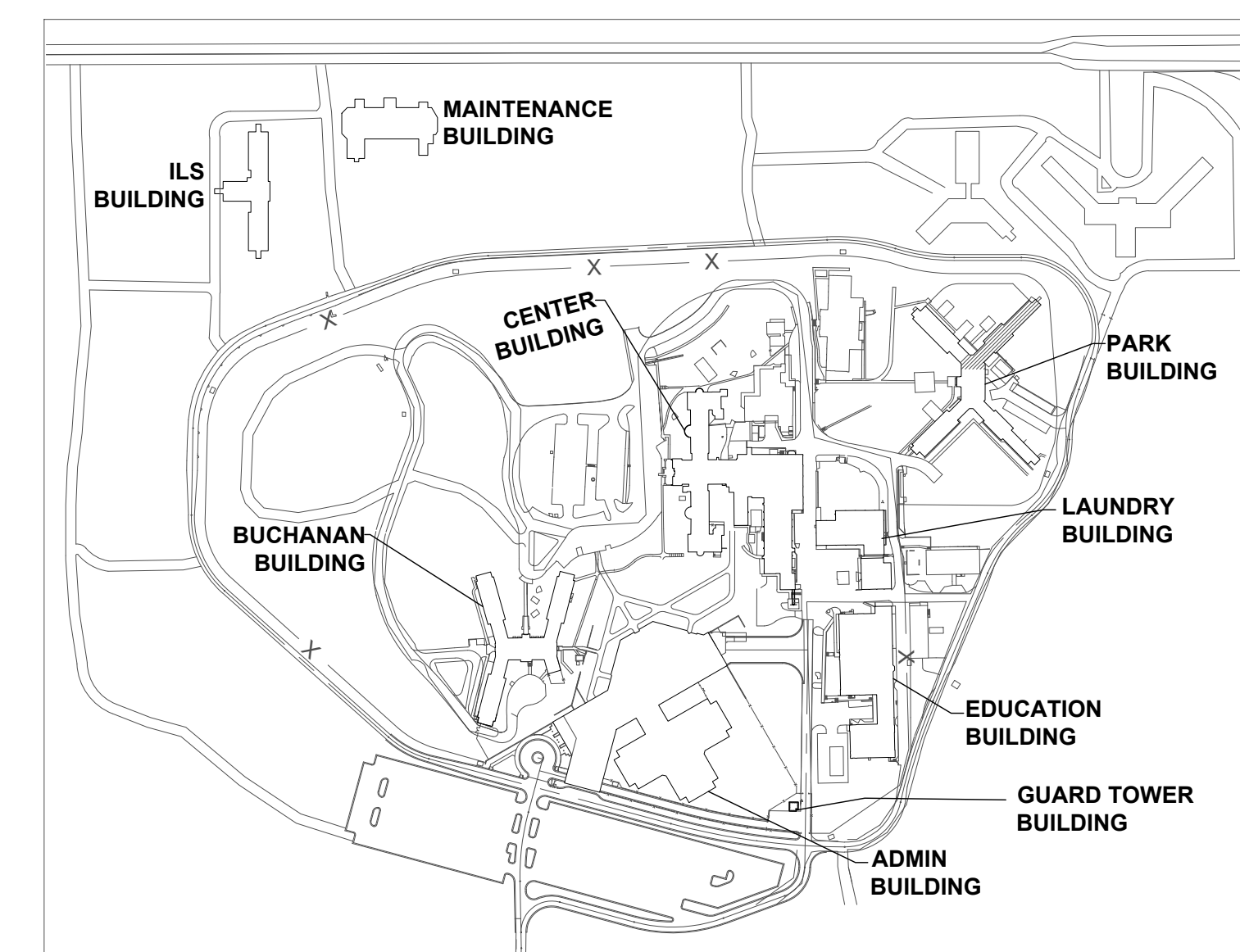
88 OF 93 SHEETS
.08/02/2024

GENERAL NOTES

1. ALL NOTIFICATION AND DETECTION DEVICES ARE TO BE REPLACED. LOCATIONS TO BE MODIFIED AS NECESSARY TO MEET THE REQUIREMENTS OF NFPA 72. REFER TO NEW WORK DRAWINGS FOR ADDITIONAL INFORMATION.
2. ALL WIRING AND CONDUIT IN GOOD WORKING CONDITION MAY BE RE UTILIZED FOR NEW FIRE ALARM SYSTEM.



1 PARK BUILDING - FIFTH FLOOR FIRE ALARM DEMO PLAN PART-1
SCALE: 3/32" = 1'-0"



KEY PLAN



PROFESSIONAL SEAL



8675 W 96TH STREET
OVERLAND PARK, KS. 66212
PHONE: 816.33.4373
FAX: 913.722.3484

SCALE: 3/32"=1'-0" (IN FEET)
0 5 10 20

OFFICE OF
ADMINISTRATION
DIVISION OF FACILITIES
MANAGEMENT,
DESIGN AND
CONSTRUCTION

Replace Fire Alarm Systems,
Multiple Assets.

WESTERN RECEPTION AND
DIAGNOSTIC CORRECTIONAL
CENTER

3401 FARAON ST.
ST JOSEPH, MO 64506

PROJECT # C2325-01
SITE # 7012
ASSET # 9327012063

REVISION: _____
DATE: _____
REVISION: _____
DATE: _____
REVISION: _____
DATE: _____
ISSUE DATE: 08/02/2024

CAD DWG FILE: FSC
DRAWN BY: DB
CHECKED BY: JMA
DESIGNED BY: FSC

SHEET TITLE:
**PARK BUILDING-FIFTH
FLOOR FIRE ALARM
DEMO PLAN PART-2**

SHEET NUMBER:
FAD604-2

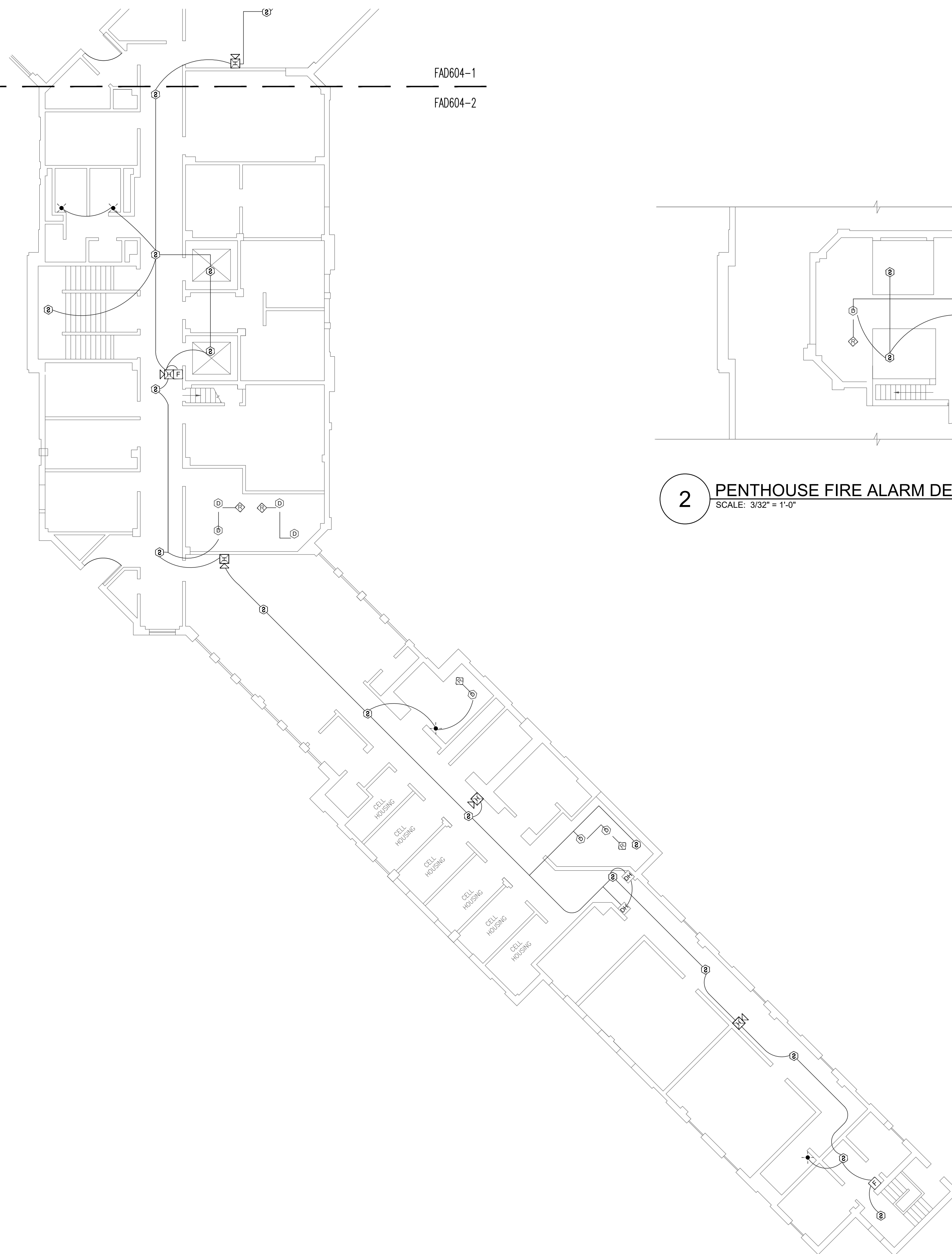
89 OF 93 SHEETS
.08/02/2024

GENERAL NOTES

1. ALL NOTIFICATION AND DETECTION DEVICES ARE TO BE REPLACED. LOCATIONS TO BE MODIFIED AS NECESSARY TO MEET THE REQUIREMENTS OF NFPA 72. REFER TO NEW WORK DRAWINGS FOR ADDITIONAL INFORMATION.
2. ALL WIRING AND CONDUIT IN GOOD WORKING CONDITION MAY BE RE UTILIZED FOR NEW FIRE ALARM SYSTEM.

FAD604-1
FAD604-2

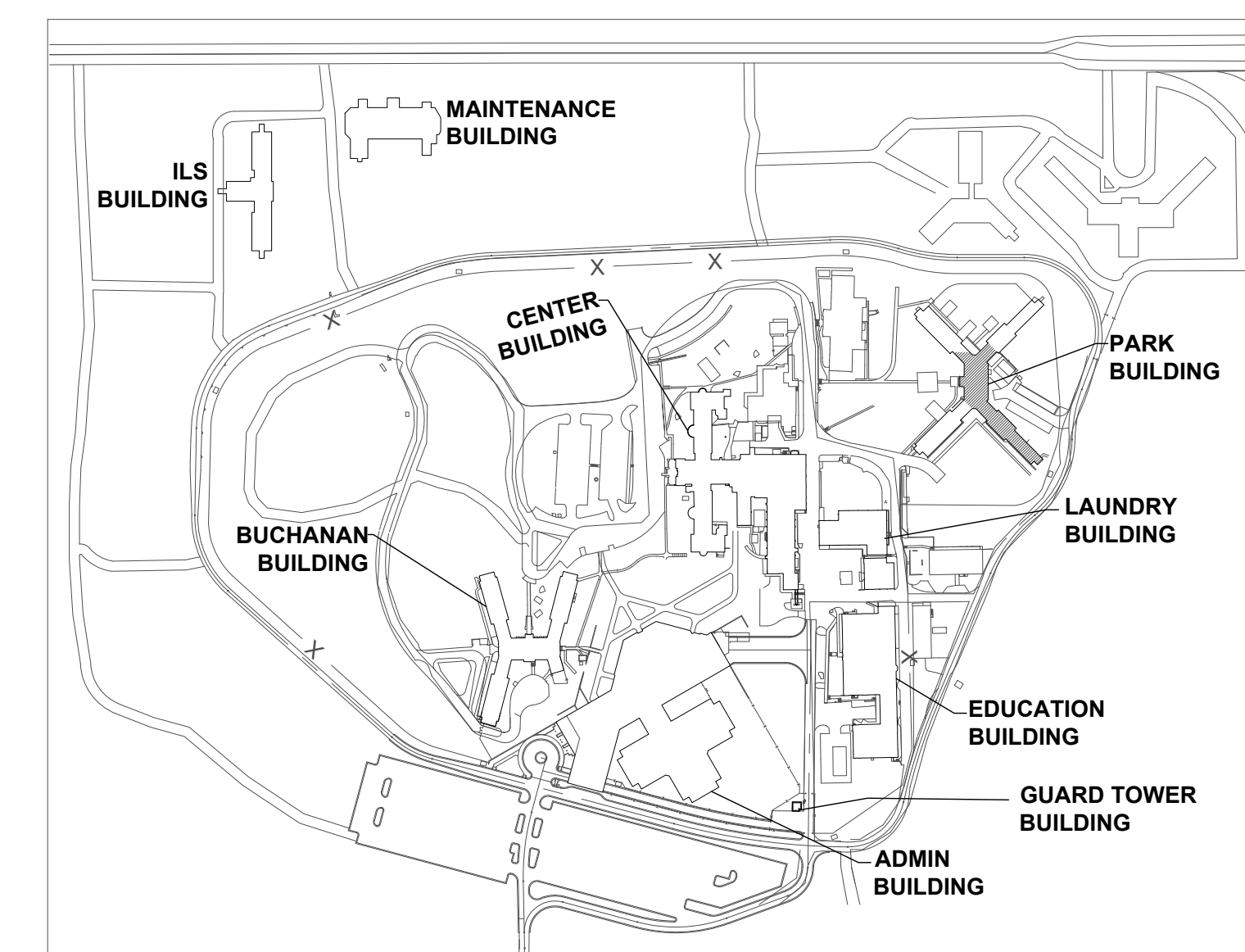
FAD604-1
FAD604-2



2 PENTHOUSE FIRE ALARM DEMO PLAN
SCALE: 3/32" = 1'-0"



1 PARK BUILDING - FIFTH FLOOR FIRE ALARM DEMO PLAN PART-2
SCALE: 3/32" = 1'-0"



KEY PLAN



PROFESSIONAL SEAL



8675 W 96TH STREET
OVERLAND PARK, KS. 66212
PHONE: 816.33.4373
FAX: 913.722.3484

SCALE: 3/32"=1'-0" (IN FEET)
0 5' 10' 20'

OFFICE OF
ADMINISTRATION
DIVISION OF FACILITIES
MANAGEMENT,
DESIGN AND
CONSTRUCTION

Replace Fire Alarm Systems,
Multiple Assets.

WESTERN RECEPTION AND
DIAGNOSTIC CORRECTIONAL
CENTER

3401 FARAON ST.
ST JOSEPH, MO 64506

PROJECT # C2325-01
SITE # 7012
ASSET # 9327012063

REVISION: _____
DATE: _____
REVISION: _____
DATE: _____
REVISION: _____
DATE: _____
ISSUE DATE: 08/02/2024

CAD DWG FILE: FSC
DRAWN BY: DB
CHECKED BY: JMA
DESIGNED BY: FSC

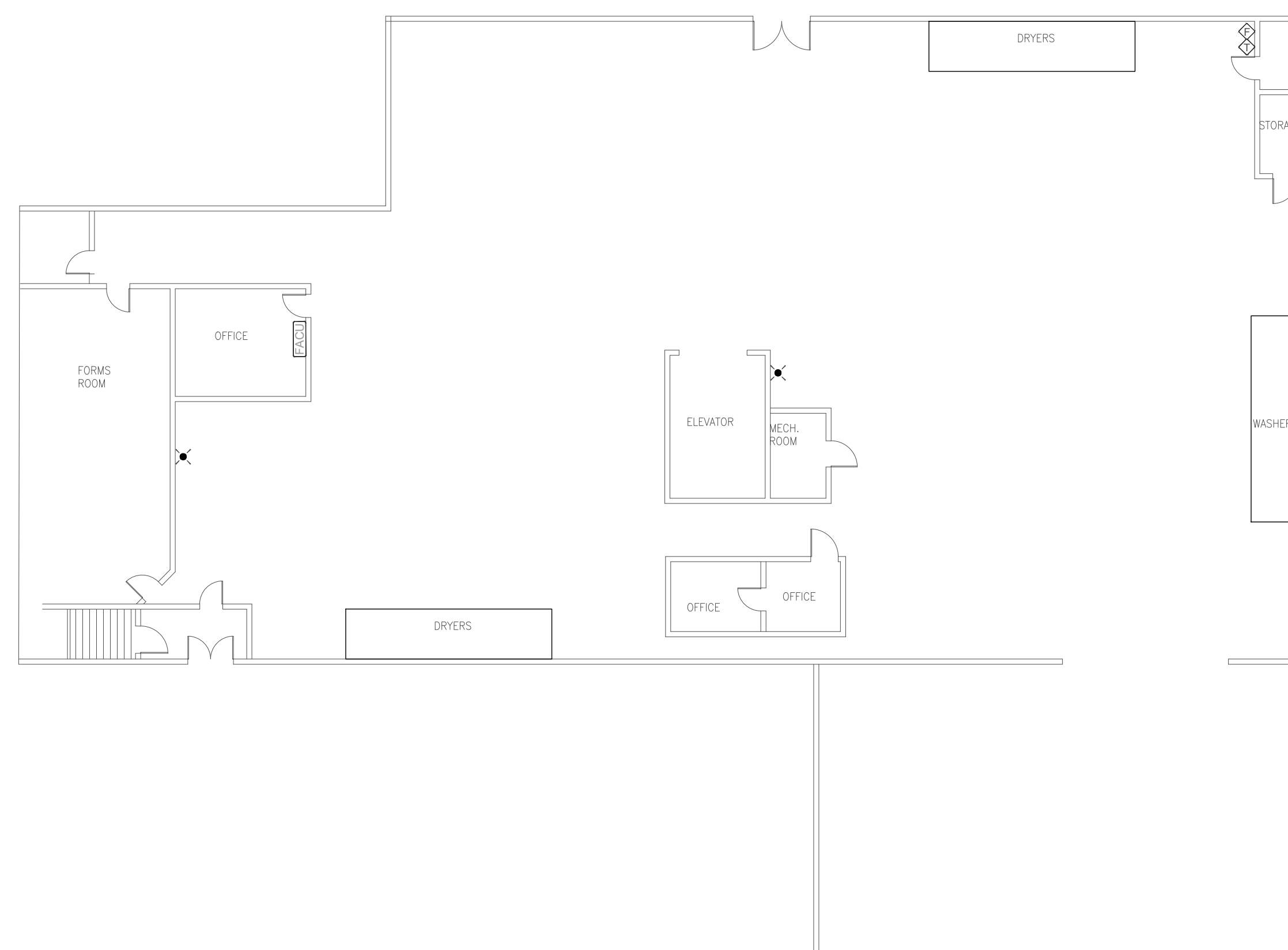
SHEET TITLE:
**LAUNDRY
BUILDING-FIRST FLOOR
FIRE ALARM DEMO PLAN**

SHEET NUMBER:
FAD700

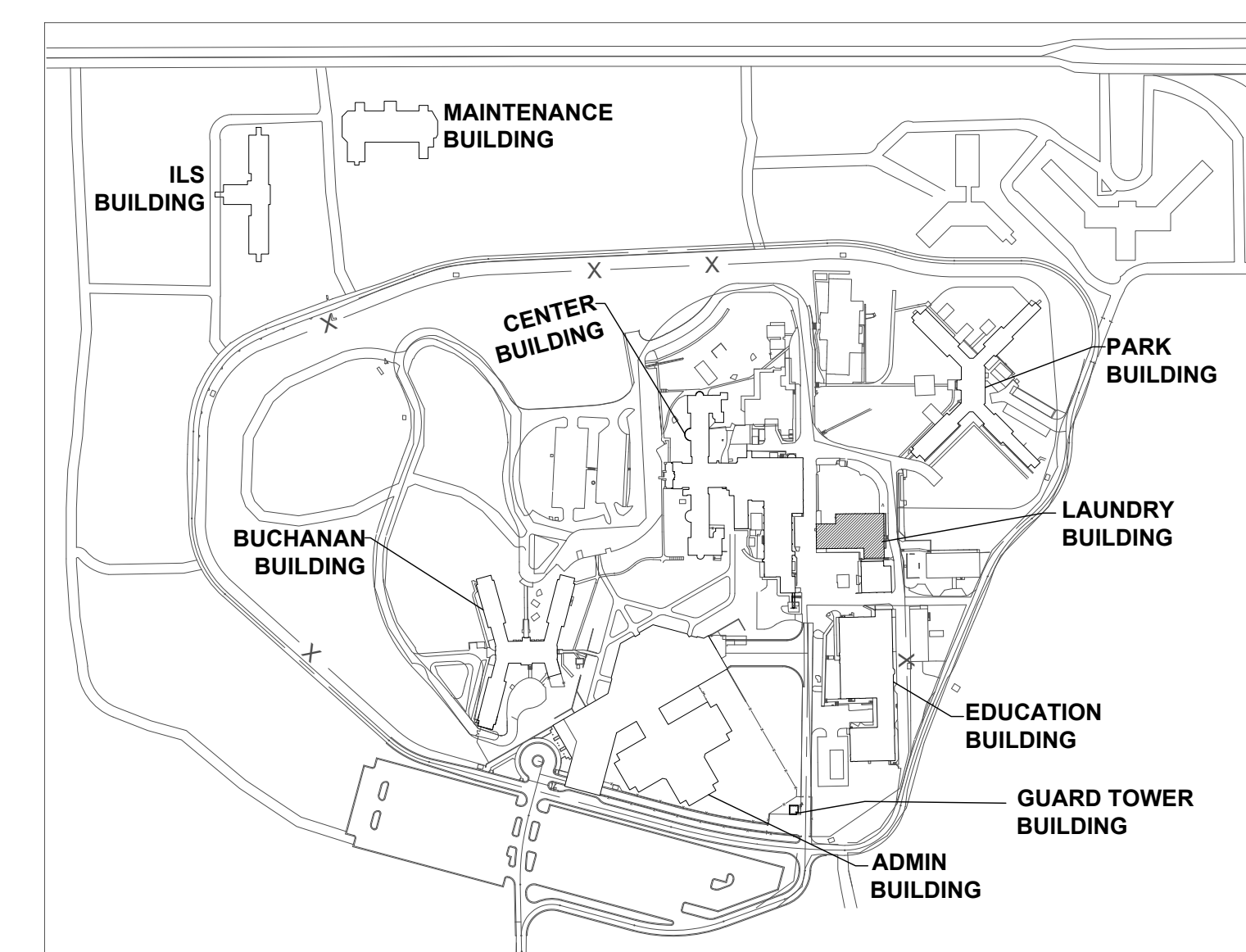
90 OF 93 SHEETS
.08/02/2024

GENERAL NOTES

1. ALL NOTIFICATION AND DETECTION DEVICES ARE TO BE REPLACED. LOCATIONS TO BE MODIFIED AS NECESSARY TO MEET THE REQUIREMENTS OF NFPA 72. REFER TO NEW WORK DRAWINGS FOR ADDITIONAL INFORMATION.
2. ALL WIRING AND CONDUIT IN GOOD WORKING CONDITION MAY BE RE UTILIZED FOR NEW FIRE ALARM SYSTEM.



1 LAUNDRY BUILDING - FIRST FLOOR FIRE ALARM DEMO PLAN
SCALE: 3/32" = 1'-0"



KEY PLAN



PROFESSIONAL SEAL



8675 W 96TH STREET
OVERLAND PARK, KS. 66212
PHONE: 816.33.4373
FAX: 913.722.3484

SCALE: 3/32"=1'-0" (IN FEET)
0 5' 10' 20'

OFFICE OF
ADMINISTRATION
DIVISION OF FACILITIES
MANAGEMENT,
DESIGN AND
CONSTRUCTION

Replace Fire Alarm Systems,
Multiple Assets.

WESTERN RECEPTION AND
DIAGNOSTIC CORRECTIONAL
CENTER

3401 FARAON ST.
ST JOSEPH, MO 64506

PROJECT # C2325-01
SITE # 7012
ASSET # 9327012063

REVISION: _____
DATE: _____
REVISION: _____
DATE: _____
REVISION: _____
DATE: _____
ISSUE DATE: 08/02/2024

CAD DWG FILE: FSC
DRAWN BY: DB
CHECKED BY: JMA
DESIGNED BY: FSC

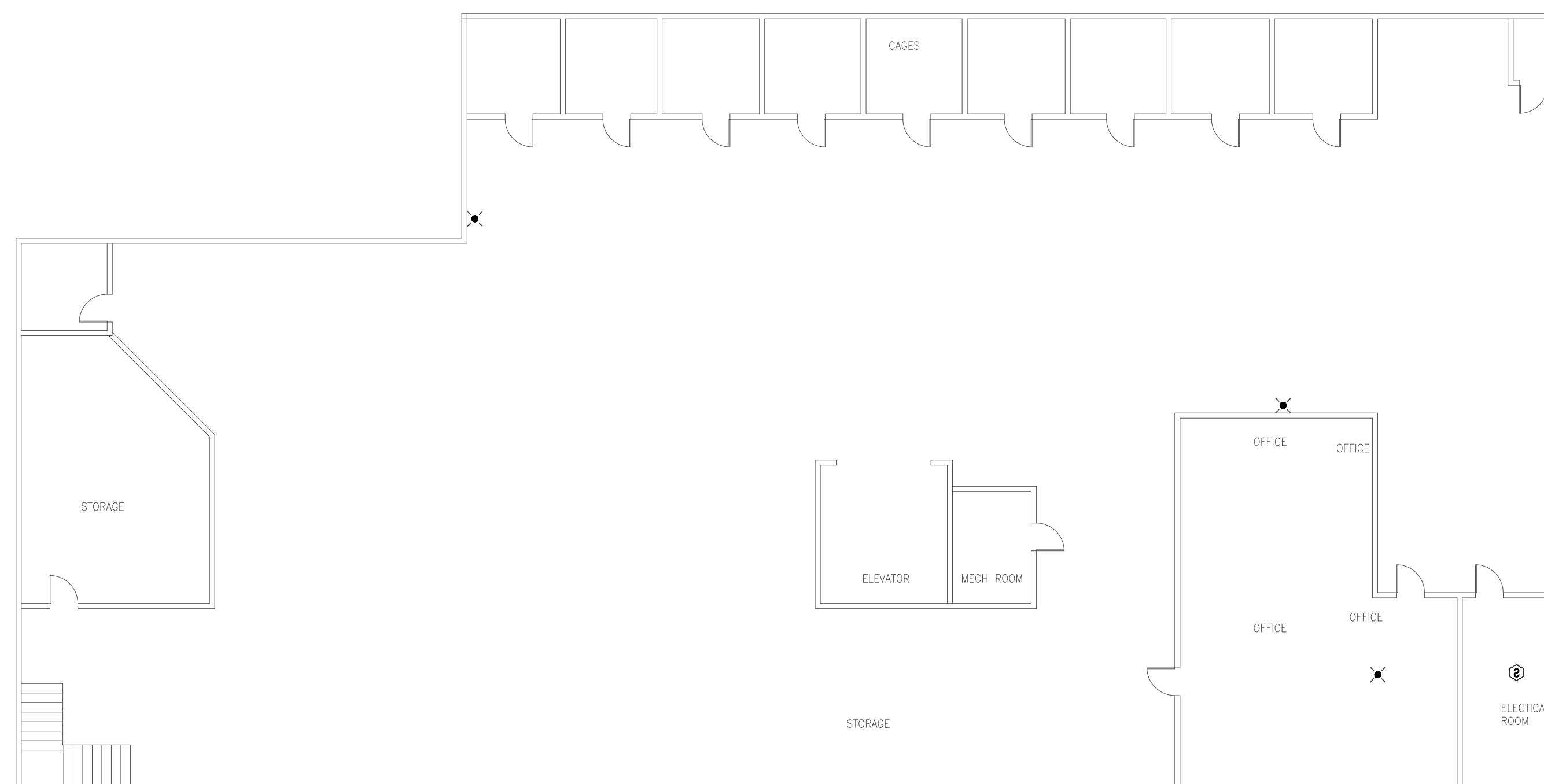
SHEET TITLE:
**LAUNDRY
BUILDING-SECOND
FLOOR FIRE ALARM
DEMO PLAN**

SHEET NUMBER:
FAD701

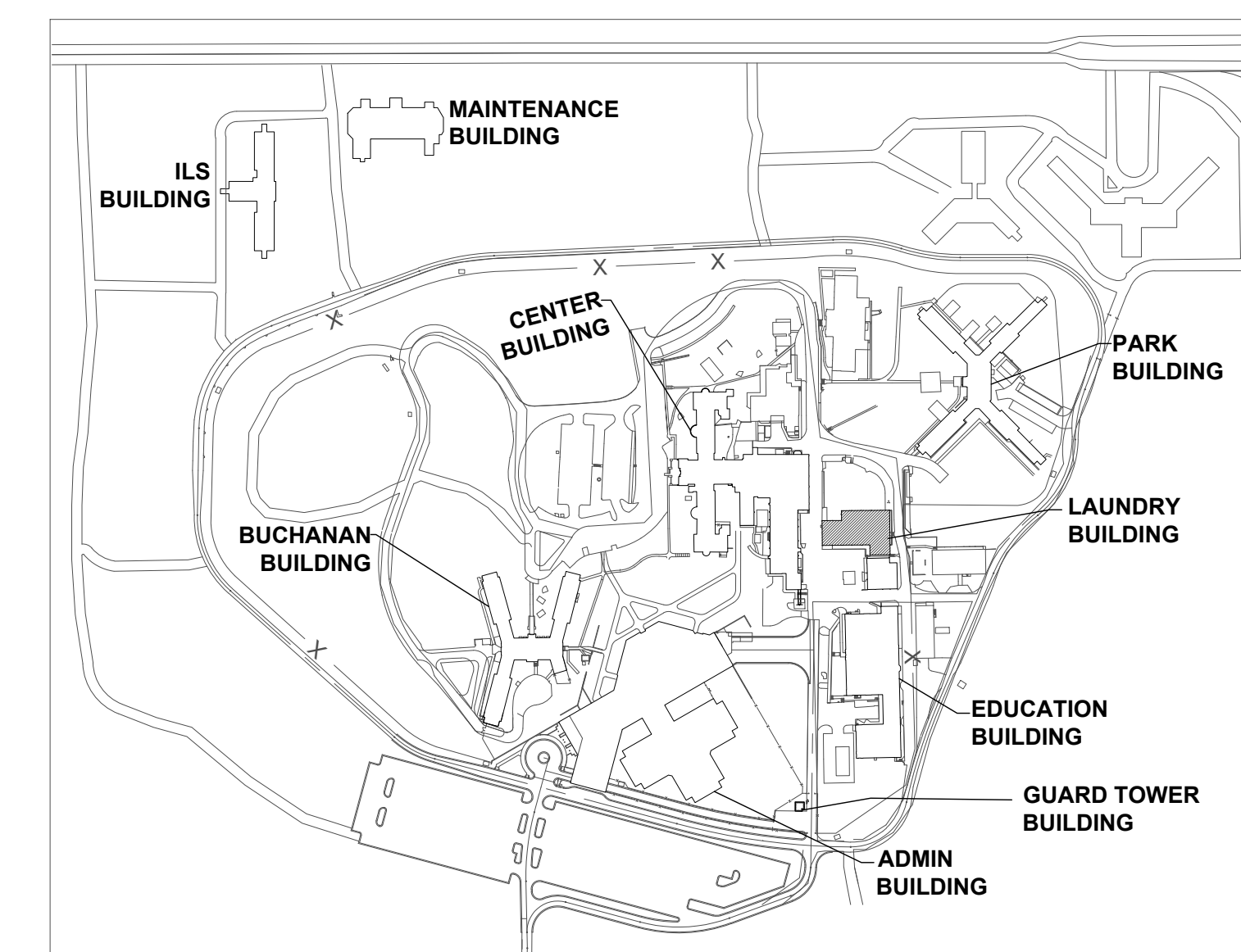
91 OF 93 SHEETS
.08/02/2024

GENERAL NOTES

1. ALL NOTIFICATION AND DETECTION DEVICES ARE TO BE REPLACED. LOCATIONS TO BE MODIFIED AS NECESSARY TO MEET THE REQUIREMENTS OF NFPA 72. REFER TO NEW WORK DRAWINGS FOR ADDITIONAL INFORMATION.
2. ALL WIRING AND CONDUIT IN GOOD WORKING CONDITION MAY BE RE UTILIZED FOR NEW FIRE ALARM SYSTEM.



1 LAUNDRY BUILDING - SECOND FLOOR FIRE ALARM DEMO PLAN
SCALE: 3/32" = 1'-0"



KEY PLAN



PROFESSIONAL SEAL



8675 W 96TH STREET
OVERLAND PARK, KS. 66212
PHONE: 816.33.4373
FAX: 913.722.3484

SCALE: 3/32"=1'-0" (IN FEET)
0 5 10 20'

OFFICE OF
ADMINISTRATION
DIVISION OF FACILITIES
MANAGEMENT,
DESIGN AND
CONSTRUCTION

Replace Fire Alarm Systems,
Multiple Assets.

WESTERN RECEPTION AND
DIAGNOSTIC CORRECTIONAL
CENTER

3401 FARAON ST.
ST JOSEPH, MO 64506

PROJECT # C2325-01
SITE # 7012
ASSET # 9327012063

REVISION: _____
DATE: _____
REVISION: _____
DATE: _____
REVISION: _____
DATE: _____
ISSUE DATE: 08/02/2024

CAD DWG FILE: FSC
DRAWN BY: DB
CHECKED BY: JMA
DESIGNED BY: FSC

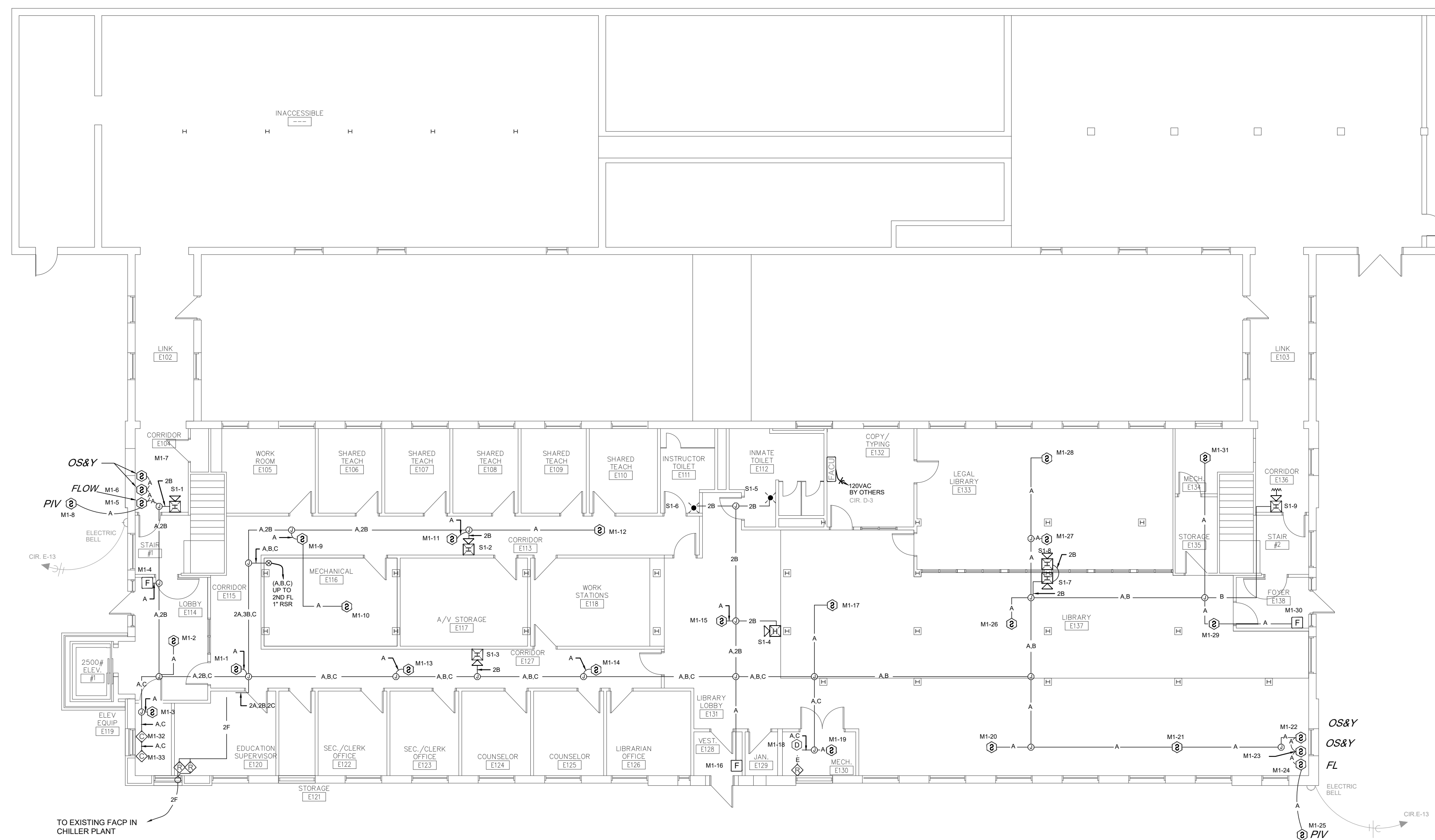
SHEET TITLE:
**EDUCATION-FIRST
FLOOR BUILDING FIRE
ALARM DEMO PLAN**

SHEET NUMBER:
FAD800

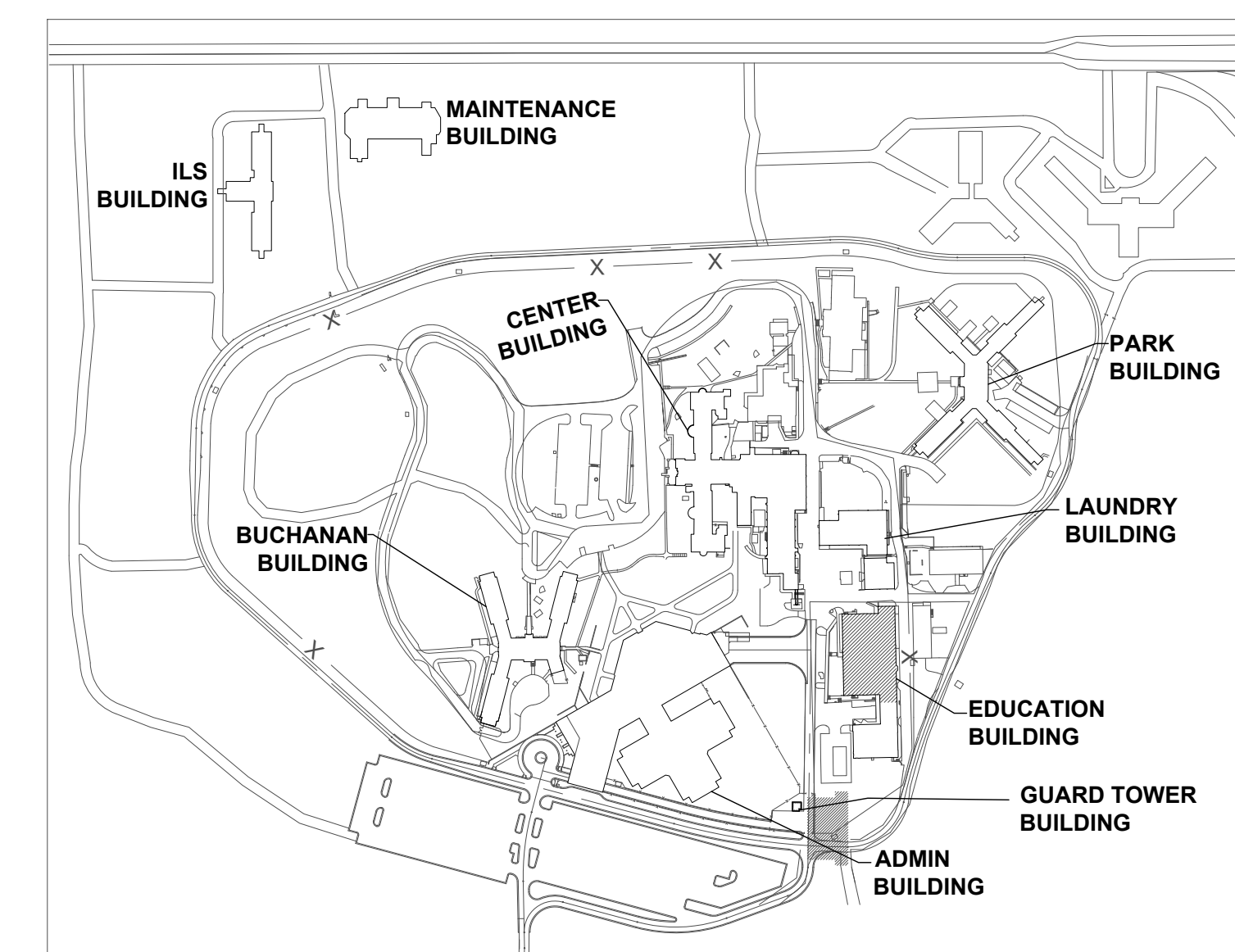
92 OF 93 SHEETS
.08/02/2024

GENERAL NOTES

1. ALL NOTIFICATION AND DETECTION DEVICES ARE TO BE REPLACED. LOCATIONS TO BE MODIFIED AS NECESSARY TO MEET THE REQUIREMENTS OF NFPA 72. REFER TO NEW WORK DRAWINGS FOR ADDITIONAL INFORMATION.
2. ALL WIRING AND CONDUIT IN GOOD WORKING CONDITION MAY BE RE UTILIZED FOR NEW FIRE ALARM SYSTEM.



1 EDUCATION BUILDING - FIRST FLOOR FIRE ALARM DEMO PLAN
SCALE: 3/32" = 1'-0"



KEY PLAN



PROFESSIONAL SEAL



8675 W 96TH STREET
OVERLAND PARK, KS. 66212
PHONE: 816.33.4373
FAX: 913.722.3484

SCALE: 3/32"=1'-0"
0 5' 10' 20' (IN FEET)

OFFICE OF
ADMINISTRATION
DIVISION OF FACILITIES
MANAGEMENT,
DESIGN AND
CONSTRUCTION

Replace Fire Alarm Systems,
Multiple Assets.

WESTERN RECEPTION AND
DIAGNOSTIC CORRECTIONAL
CENTER

3401 FARAON ST.
ST JOSEPH, MO 64506

PROJECT # C2325-01
SITE # 7012
ASSET # 9327012063

REVISION: _____
DATE: _____
REVISION: _____
DATE: _____
REVISION: _____
DATE: _____
ISSUE DATE: 08/02/2024

CAD DWG FILE: FSC
DRAWN BY: DB
CHECKED BY: JMA
DESIGNED BY: FSC

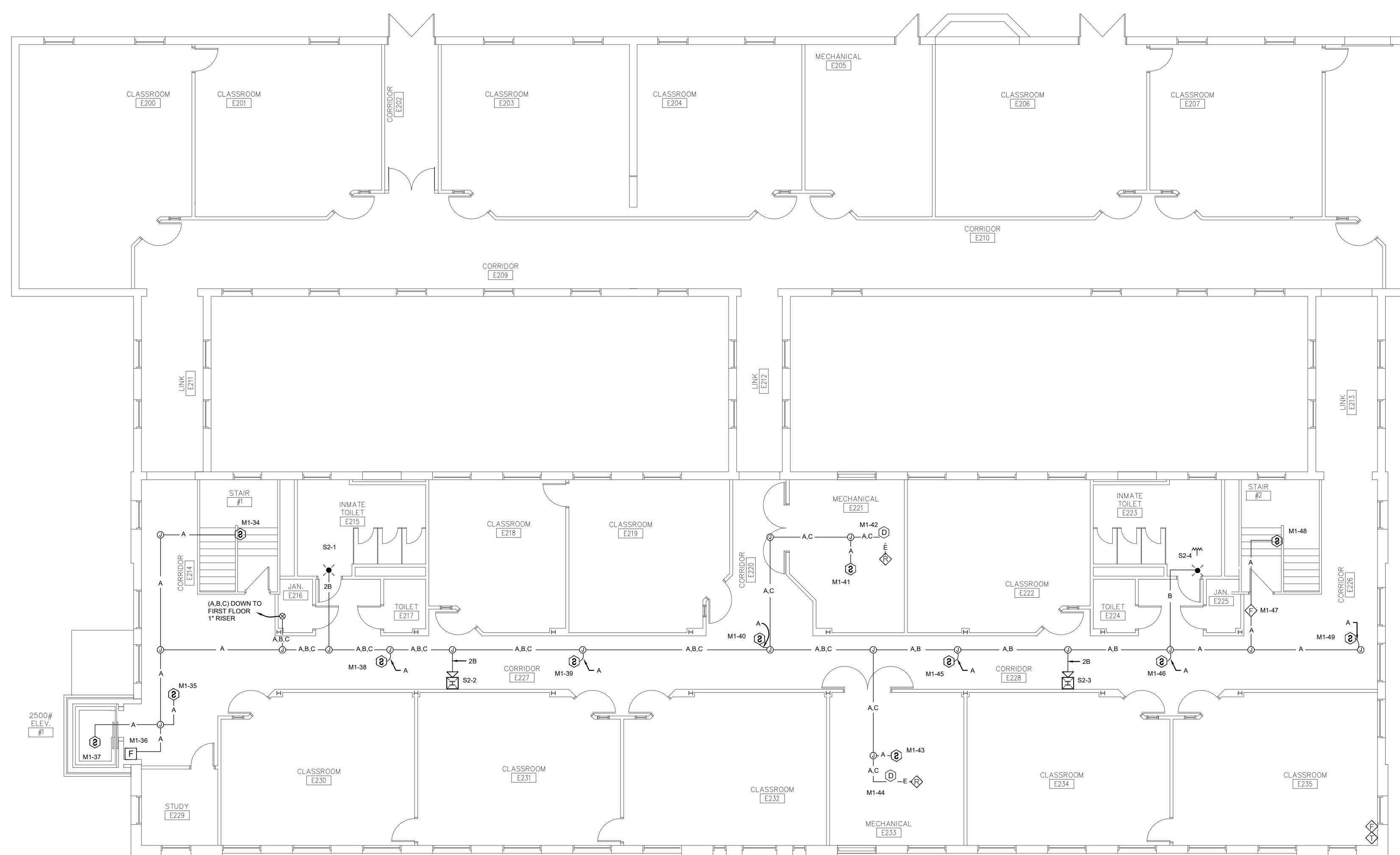
SHEET TITLE:
EDUCATION
BUILDING-SECOND
FLOOR FIRE ALARM
DEMO PLAN

SHEET NUMBER:
FAD801

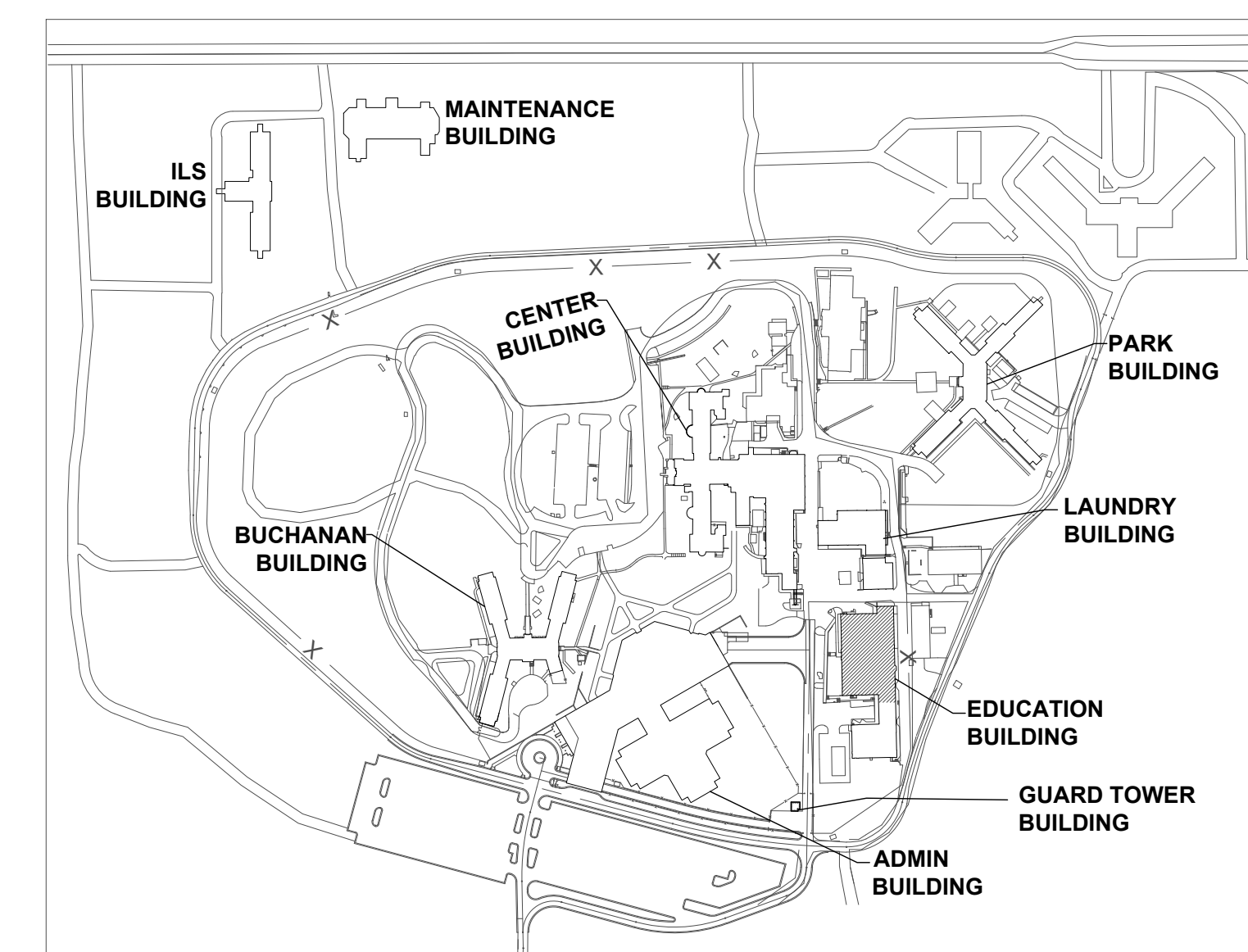
93 OF 93 SHEETS
.08/02/2024

GENERAL NOTES

1. ALL NOTIFICATION AND DETECTION DEVICES ARE TO BE REPLACED. LOCATIONS TO BE MODIFIED AS NECESSARY TO MEET THE REQUIREMENTS OF NFPA 72. REFER TO NEW WORK DRAWINGS FOR ADDITIONAL INFORMATION.
2. ALL WIRING AND CONDUIT IN GOOD WORKING CONDITION MAY BE RE UTILIZED FOR NEW FIRE ALARM SYSTEM.



1 EDUCATION BUILDING - SECOND FLOOR FIRE ALARM DEMO PLAN
SCALE: 3/32" = 1'-0"



KEY PLAN