


Foundation Stabilization & Waterproofing

E.W. Thompson State School

Sedalia, Missouri



DRAWING INDEX:

COVER SHEET
S-000 - SITE LOCATION
S-001 - GENERAL NOTES
S-100 - FOUNDATION FLOOR PLAN
S-101 - 1ST FLOOR PLAN
S-102 - ALTERNATE No. 2 (INTERIOR WALL PAINTING PLAN)
S-200 - NORTH ELEVATION
S-201 - WEST ELEVATION
S-202 - SOUTH ELEVATION
S-203 - EAST ELEVATION
S-204 - PHOTOS
S-205 - ALTERNATE No. 1 NORTH ELEVATION
S-206 - ALTERNATE No. 1 WEST ELEVATION
S-207 - ALTERNATE No. 1 SOUTH ELEVATION
S-208 - ALTERNATE No. 1 EAST ELEVATION
S-300 - REPAIR DETAILS
S-301 - FOUNDATION DETAILS
S-400 - WALL REPAIR DETAILS

PREPARED BY:

STRUCTURAL
ENGINEERING
ASSOCIATES

1000 Walnut
Suite 1570
Kansas City, Missouri 64106
(816) 421 - 1042

www.seassociates.com
Missouri Certificate of Authority
Number: 000396

Restoration Project Manager: Kirk Matchell
Direct: 816-595-5598 Cell: 816-918-6202
Email: kmatchell@seassociates.com

Project Engineer: William Carpenter PE
Office: 816-421-1042 Direct: 816-595-5634
Email: wcarpenter@seassociates.com

OWNER: STATE OF MISSOURI
MICHAEL L. PARSON,
GOVERNOR
DEPARTMENT OF
ELEMENTARY AND SECONDARY
EDUCATION (DESE)

PROJECT
MANAGEMENT: OFFICE OF ADMINISTRATION
DIVISION OF FACILITIES MANAGEMENT,
DESIGN AND CONSTRUCTION

DESIGNER: Structural Engineering Associates

PROJECT NUMBER: E2329-01

SITE NUMBER: 2034
FACILITY NUMBER: 5012034003

SHEET NUMBER:

COVER


1 OF 18 SHEETS
February 9, 2024

C:\Users\ghiscae\Documents\XX-20230116-R21_dffox.rvt



1 SITE LOCATION
12" = 1'-0"

STATE OF MISSOURI
MICHAEL L. PARSON,
GOVERNOR



WILLIAM A CARPENTER
Professional Engineer MO
PE NO. 2022032334

**STRUCTURAL
ENGINEERING
ASSOCIATES**

1000 Walnut
Suite 1570
Kansas City, Missouri 64105
(816) 421 - 1042
FAX: (816) 421 - 1061

OFFICE OF ADMINISTRATION
DIVISION OF FACILITIES
MANAGEMENT,
DESIGN AND CONSTRUCTION

DEPARTMENT OF
ELEMENTARY AND
SECONDARY EDUCATION
(DESE)

E.W. Thompson State School
1520 Thompson Boulevard
Sedalia, Mo. 65301

Foundation Stabilization
And Waterproofing

PROJECT No. E2329-01
SITE No. 2034
FACILITY No. 5012034003

REVISION: _____
DATE: _____
REVISION: _____
DATE: _____
REVISION: _____
DATE: _____
ISSUE DATE: February 9, 2024


CAD DWG FILE: S-000
DRAWN BY: GEB
CHECKED BY: KJM
DESIGNED BY: WAC

SHEET TITLE:
SITE LOCATION

SHEET NUMBER:

S-000

2 OF 18 SHEETS
February 9, 2024



WILLIAM A CARPENTER
Professional Engineer MO
PE NO. 2022032334

**STRUCTURAL
ENGINEERING
ASSOCIATES**

1000 Walnut
Suite 1570
Kansas City, Missouri 64105
(816) 421-1042
FAX: (816) 421-1061

OFFICE OF ADMINISTRATION
DIVISION OF FACILITIES
MANAGEMENT,
DESIGN AND CONSTRUCTION

DEPARTMENT OF
ELEMENTARY AND
SECONDARY EDUCATION
(DESE)

E.W. Thompson State School
1520 Thompson Boulevard
Sedalia, Mo. 65301

Foundation Stabilization
And Waterproofing

PROJECT No. E2329-01
SITE No. 2034
FACILITY No. 5012034003

REVISION: _____
DATE: _____
REVISION: _____
DATE: _____
REVISION: _____
DATE: _____
ISSUE DATE: February 9, 2024

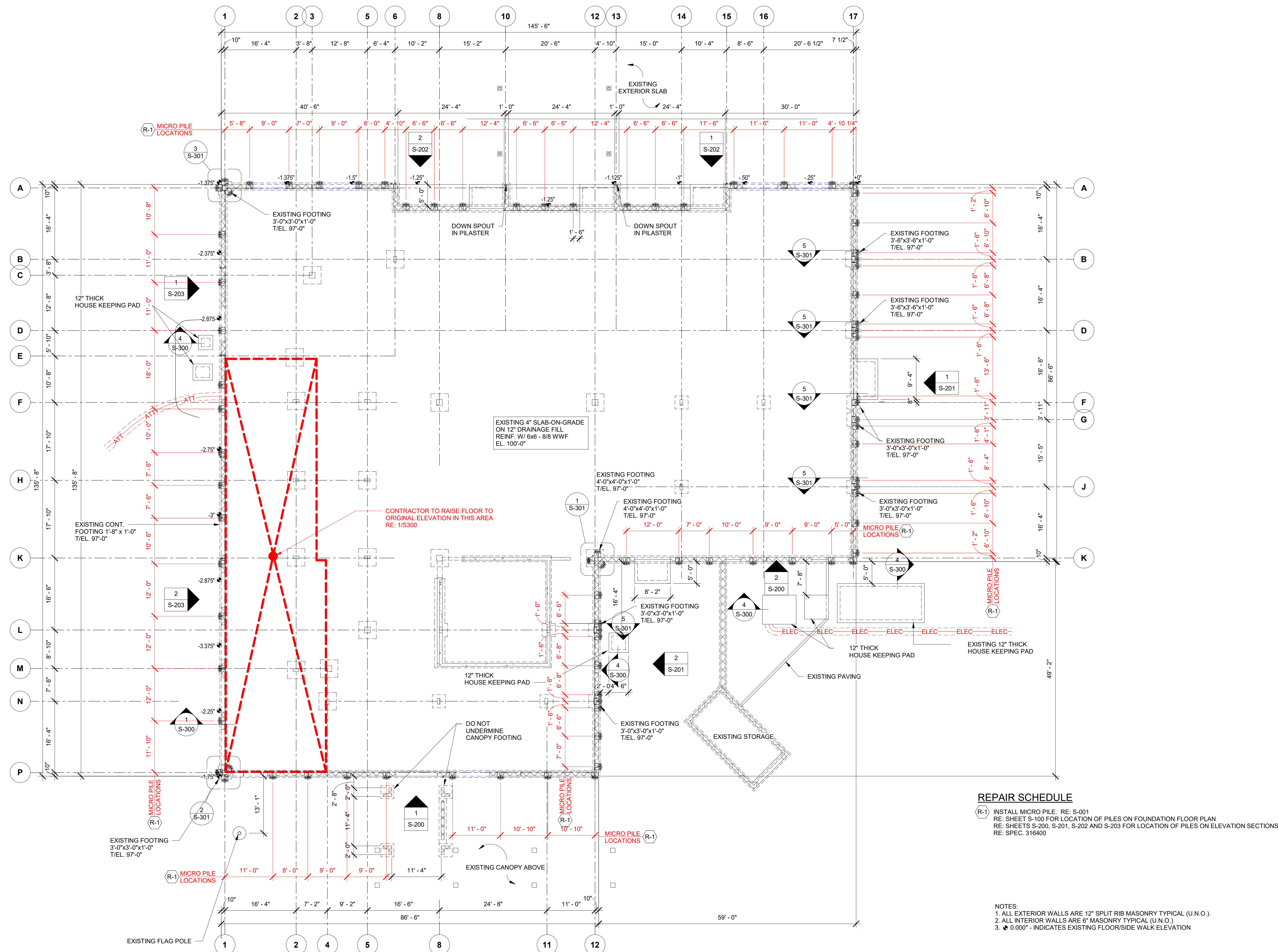
CAD DWG FILE: S-100
DRAWN BY: GEB
CHECKED BY: KJM
DESIGNED BY: WAC

SHEET TITLE:
**FOUNDATION
FLOOR PLAN**


SHEET NUMBER:

S-100

4 OF 18 SHEETS
February 9, 2024



1 FOUNDATION FLOOR PLAN
3/32" = 1'-0"



WILLIAM A CARPENTER
Professional Engineer MO
PE NO. 2022032334

STRUCTURAL
ENGINEERING
ASSOCIATES

1000 Walnut
Suite 1570
Kansas City, Missouri 64105
(816) 421-1042
FAX: (816) 421-1061

OFFICE OF ADMINISTRATION
DIVISION OF FACILITIES
MANAGEMENT,
DESIGN AND CONSTRUCTION

DEPARTMENT OF
ELEMENTARY AND
SECONDARY EDUCATION
(DESE)

E.W. Thompson State School
1520 Thompson Boulevard
Sedalia, Mo. 65301

Foundation Stabilization
And Waterproofing

PROJECT No. E2329-01
SITE No. 2034
FACILITY No. 5012034003

REVISION:
DATE:
REVISION:
DATE:
REVISION:
DATE:
ISSUE DATE: February 9, 2024

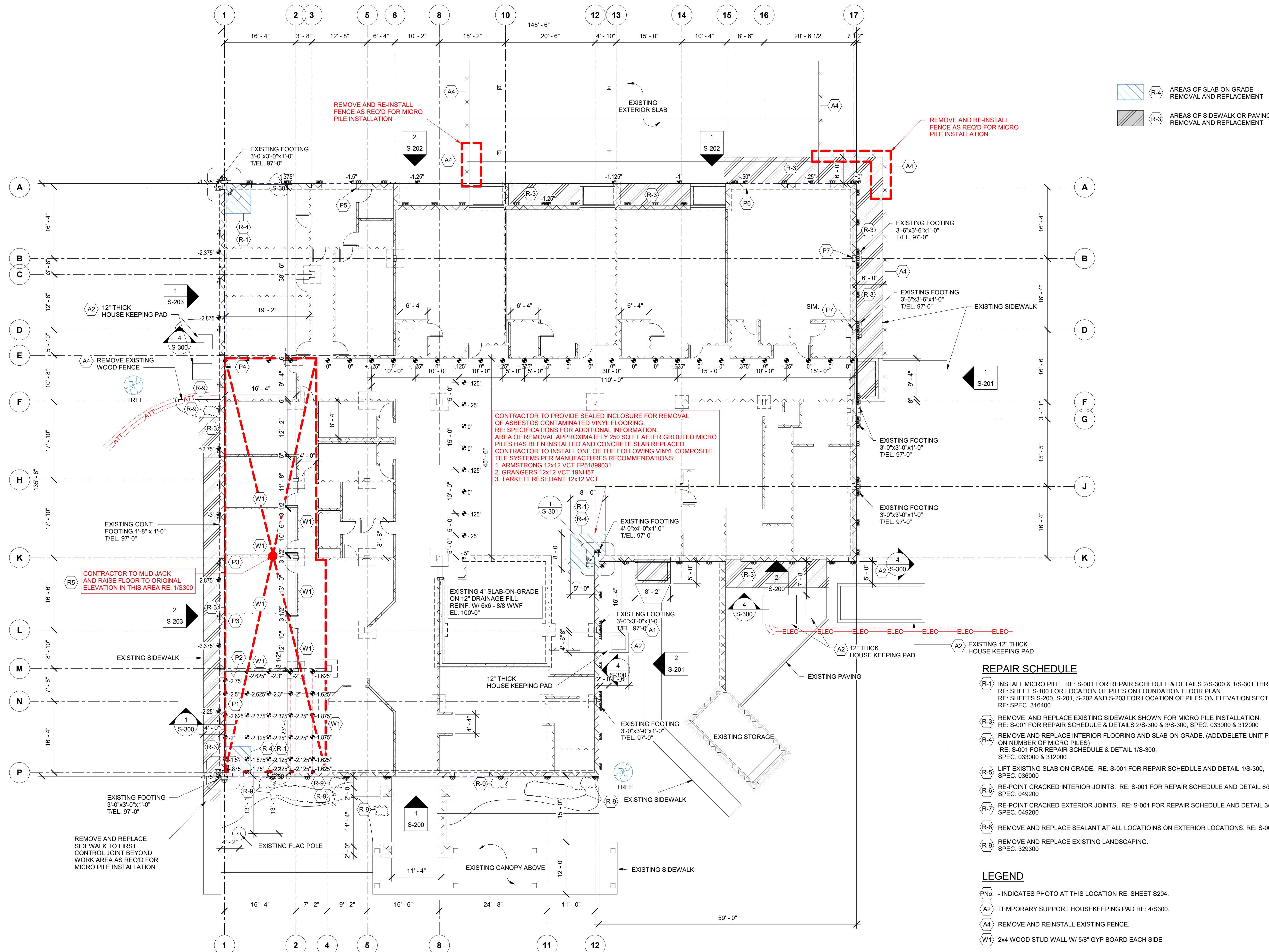
CAD DWG FILE: S-101
DRAWN BY: GEB
CHECKED BY: KJM
DESIGNED BY: WAC

SHEET TITLE:
1ST FLOOR PLAN

SHEET NUMBER:


S-101

5 OF 18 SHEETS
February 9, 2024



1 1ST FLOOR PLAN
3/32" = 1'-0"

C:\Users\ghisrael\Documents\XX-20230116-R21_dffbox.rvt



WILLIAM A CARPENTER
Professional Engineer MO
PE NO. 2022032334

**STRUCTURAL
ENGINEERING
ASSOCIATES**

1000 Walnut
Suite 1570
Kansas City, Missouri 64105
(816) 421-1042
FAX: (816) 421-1061

OFFICE OF ADMINISTRATION
DIVISION OF FACILITIES
MANAGEMENT,
DESIGN AND CONSTRUCTION

DEPARTMENT OF
ELEMENTARY AND
SECONDARY EDUCATION
(DESE)

E. W. Thompson State School
1520 Thompson Boulevard
Sedalia, Mo. 65301

Foundation Stabilization
And Waterproofing

PROJECT No. E2329-01
SITE No. 2034
FACILITY No. 5012034003

REVISION: _____
DATE: _____
REVISION: _____
DATE: _____
REVISION: _____
DATE: _____
ISSUE DATE: February 9, 2024

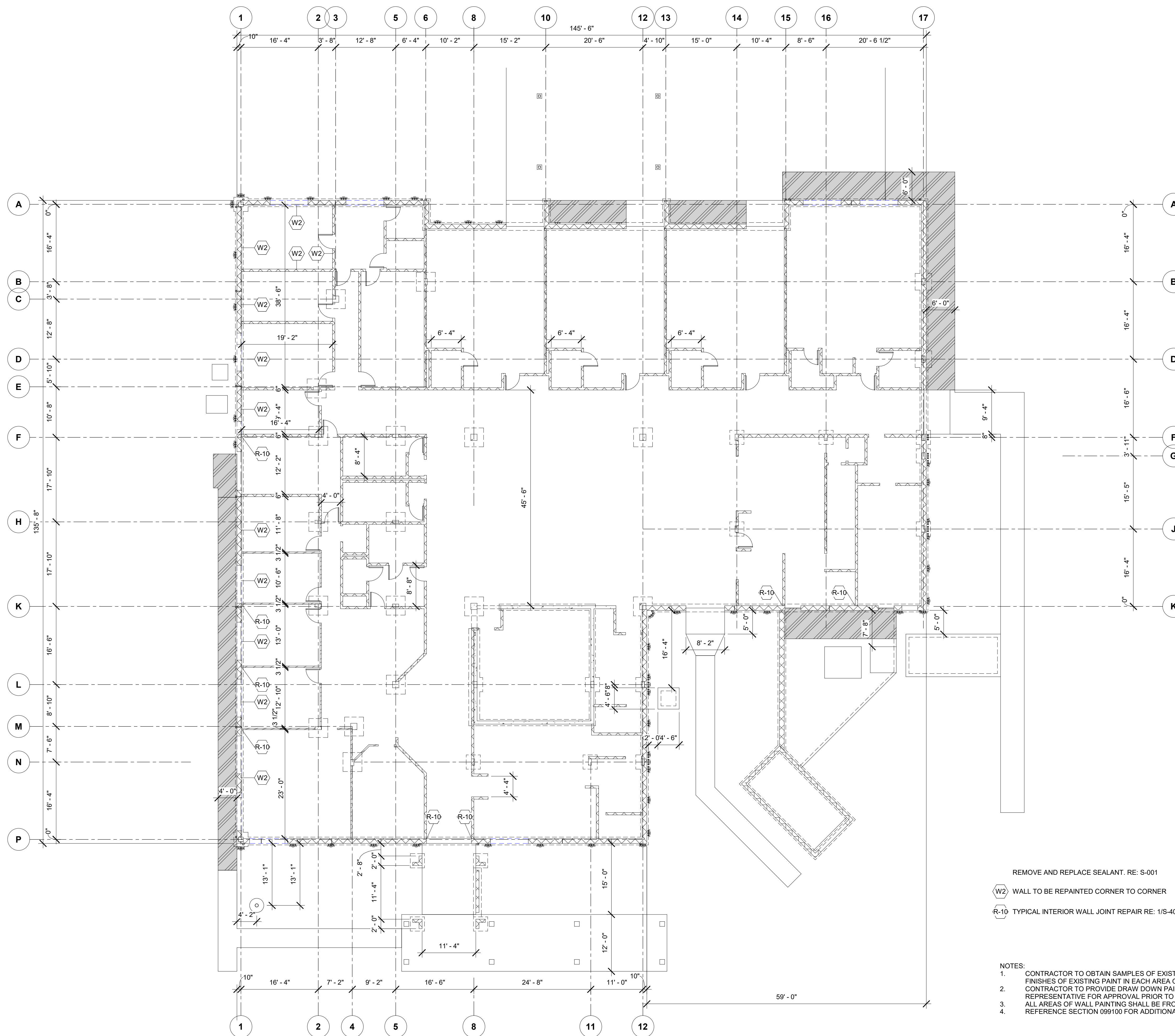
CAD DWG FILE: S-102
DRAWN BY: GEB
CHECKED BY: KJM
DESIGNED BY: WAC

SHEET TITLE:
**ALTERNATE No. 2
(INTERIOR WALL
PAINTING PLAN)**

SHEET NUMBER:

S-102

6 OF 18 SHEETS
February 9, 2024

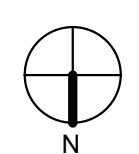


REMOVE AND REPLACE SEALANT. RE: S-001


W2 WALL TO BE REPAINTED CORNER TO CORNER

R-10 TYPICAL INTERIOR WALL JOINT REPAIR RE: 1/S-400 & 2/S-400

- NOTES:
1. CONTRACTOR TO OBTAIN SAMPLES OF EXISTING COLORS, TEXTURE AND FINISHES OF EXISTING PAINT IN EACH AREA OF PROPOSED REPAIRS.
 2. CONTRACTOR TO PROVIDE DRAW DOWN PAINT SAMPLES TO OWNER REPRESENTATIVE FOR APPROVAL PRIOR TO START OF REPAIRS.
 3. ALL AREAS OF WALL PAINTING SHALL BE FROM CORNER TO CORNER.
 4. REFERENCE SECTION 099100 FOR ADDITIONAL INFORMATION.



1 ALTERNATE No. 2 (INTERIOR WALL PAINTING PLAN)
3/32" = 1'-0"



WILLIAM A. CARPENTER
Professional Engineer MO
PE NO. 2022032334

STRUCTURAL
ENGINEERING
ASSOCIATES

1000 Walnut
Suite 1570
Kansas City, Missouri 64105
(816) 421-1042
FAX: (816) 421-1061

OFFICE OF ADMINISTRATION
DIVISION OF FACILITIES
MANAGEMENT,
DESIGN AND CONSTRUCTION

DEPARTMENT OF
ELEMENTARY AND
SECONDARY EDUCATION
(DESE)

E. W. Thompson State School
1520 Thompson Boulevard
Sedalia, Mo. 65301

Foundation Stabilization
And Waterproofing

PROJECT No. E2329-01
SITE No. 2034
FACILITY No. 5012034003

REVISION:
DATE:
REVISION:
DATE:
REVISION:
DATE:
ISSUE DATE: February 9, 2024

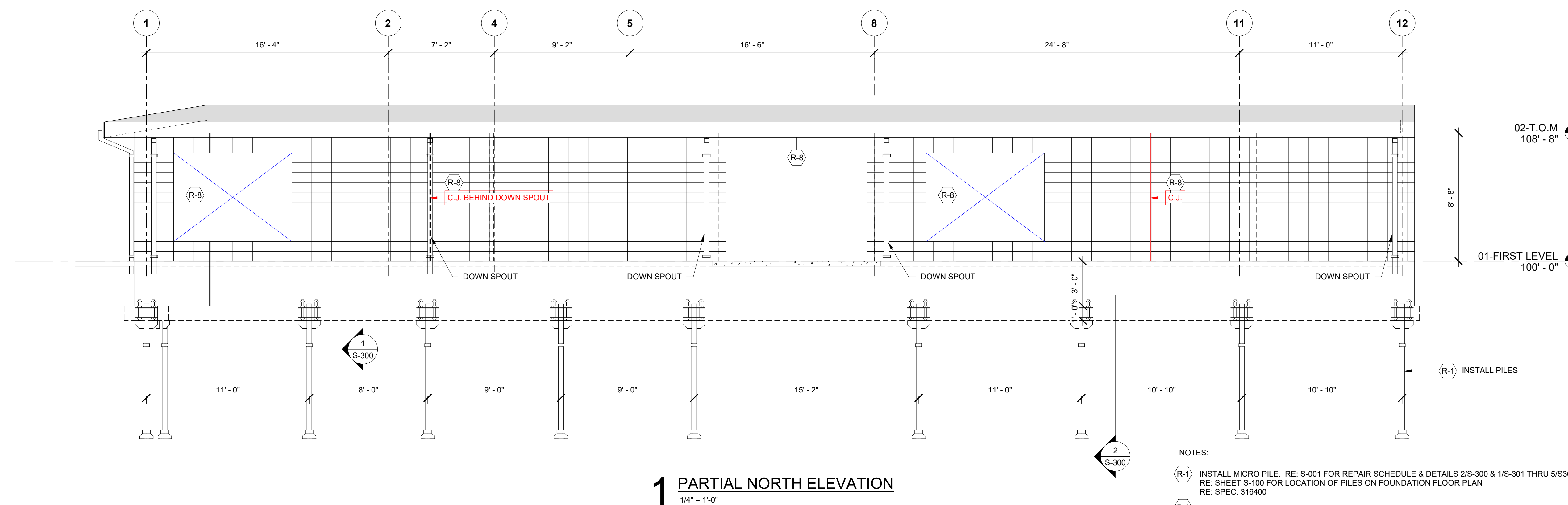
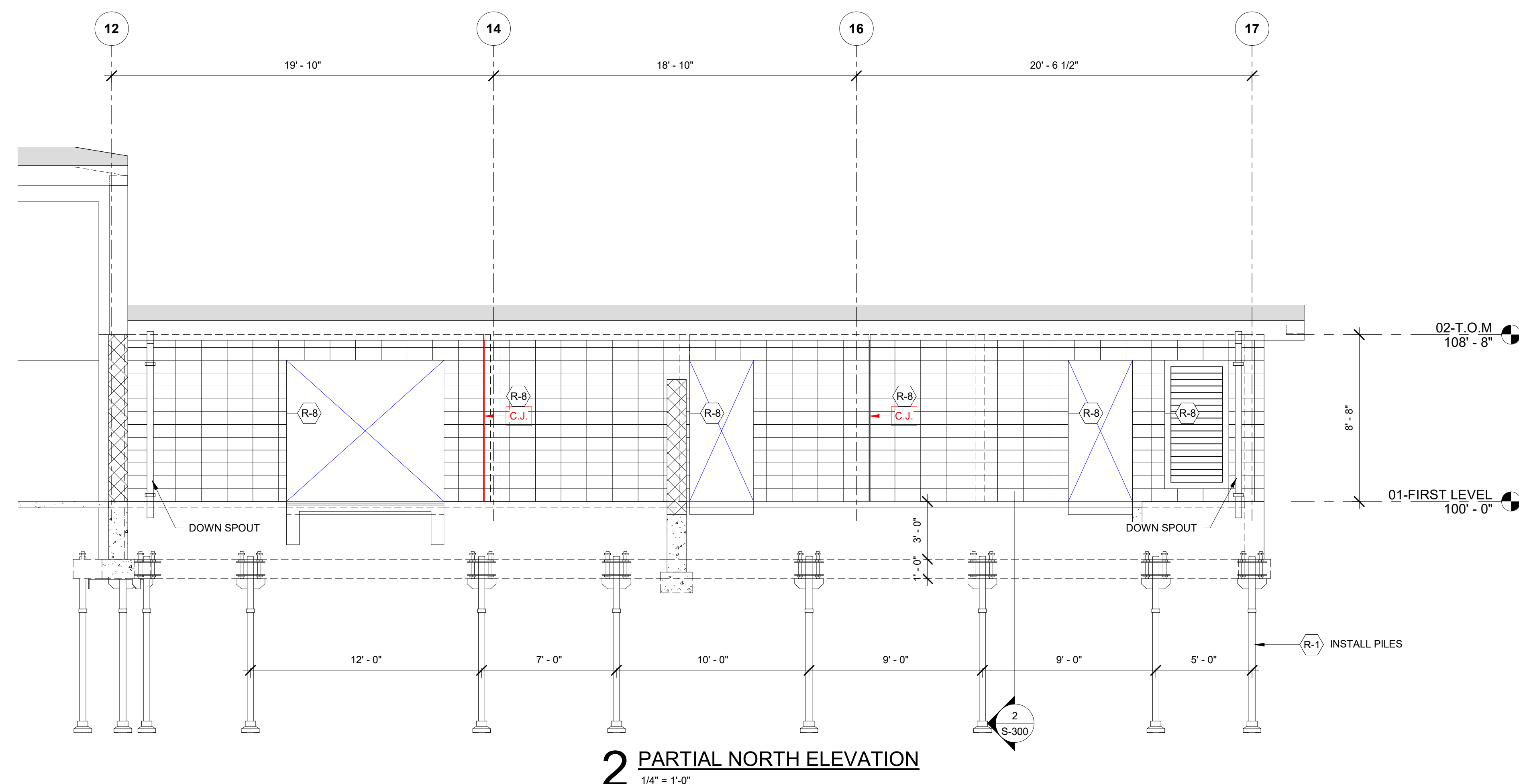
CAD DWG FILE: S-200
DRAWN BY: GEB
CHECKED BY: KJM
DESIGNED BY: WAC


SHEET TITLE:
**NORTH
ELEVATION**

SHEET NUMBER:

S-200

7 OF 18 SHEETS
February 9, 2024





WILLIAM A CARPENTER
Professional Engineer MO
PE NO. 2022032334

STRUCTURAL
ENGINEERING
ASSOCIATES

1000 Walnut
Suite 1570
Kansas City, Missouri 64105
(816) 421-1042
FAX: (816) 421-1061

OFFICE OF ADMINISTRATION
DIVISION OF FACILITIES
MANAGEMENT,
DESIGN AND CONSTRUCTION

DEPARTMENT OF
ELEMENTARY AND
SECONDARY EDUCATION
(DESE)

E. W. Thompson State School
1520 Thompson Boulevard
Sedalia, Mo. 65301

Foundation Stabilization
And Waterproofing

PROJECT No. E2329-01
SITE No. 2034
FACILITY No. 5012034003

REVISION:
DATE:
REVISION:
DATE:
REVISION:
DATE:

ISSUE DATE: February 9, 2024

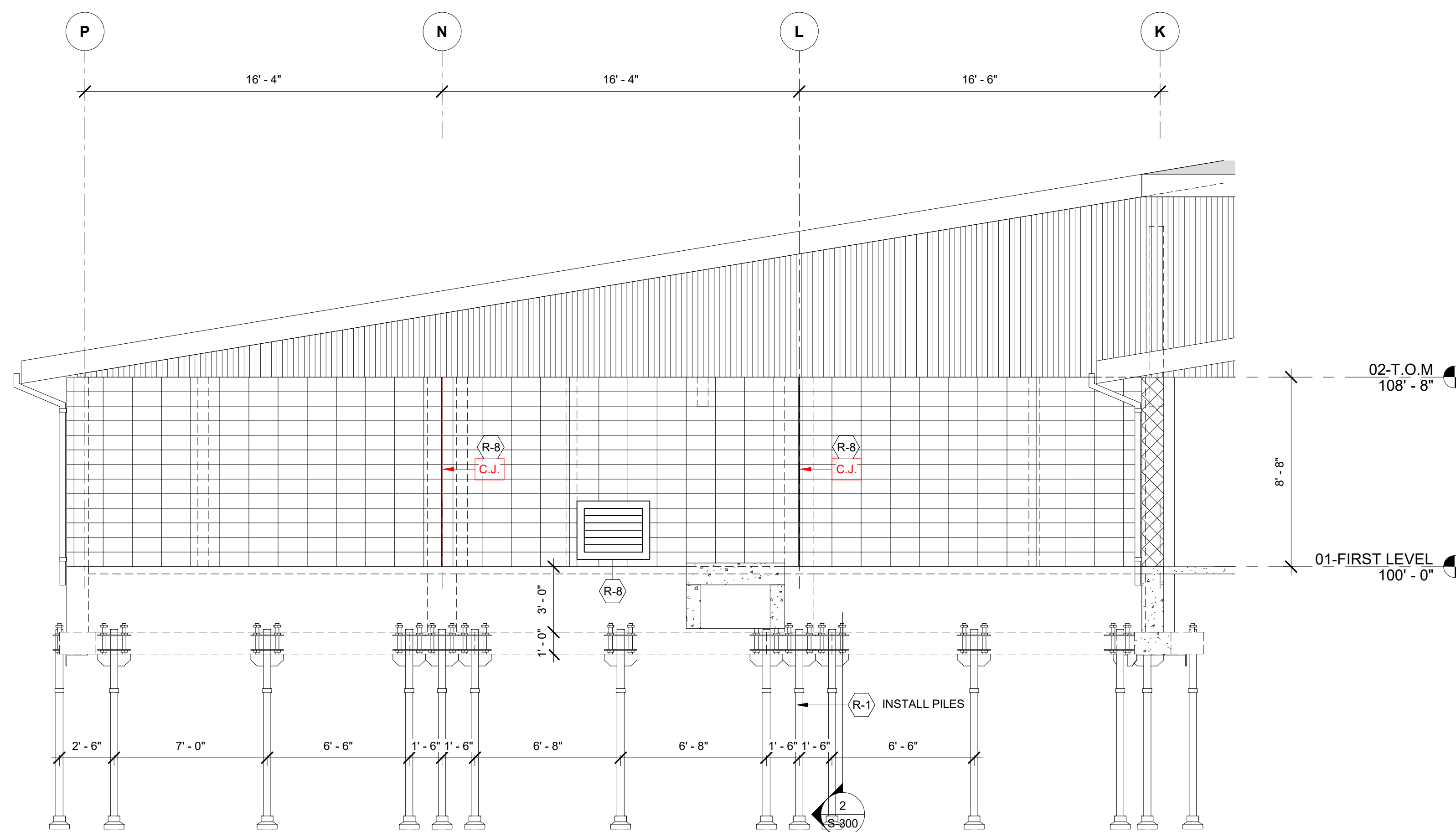
CAD DWG FILE: S-201
DRAWN BY: GEB
CHECKED BY: KJM
DESIGNED BY: WAC

SHEET TITLE:
**WEST
ELEVATION**

SHEET NUMBER:

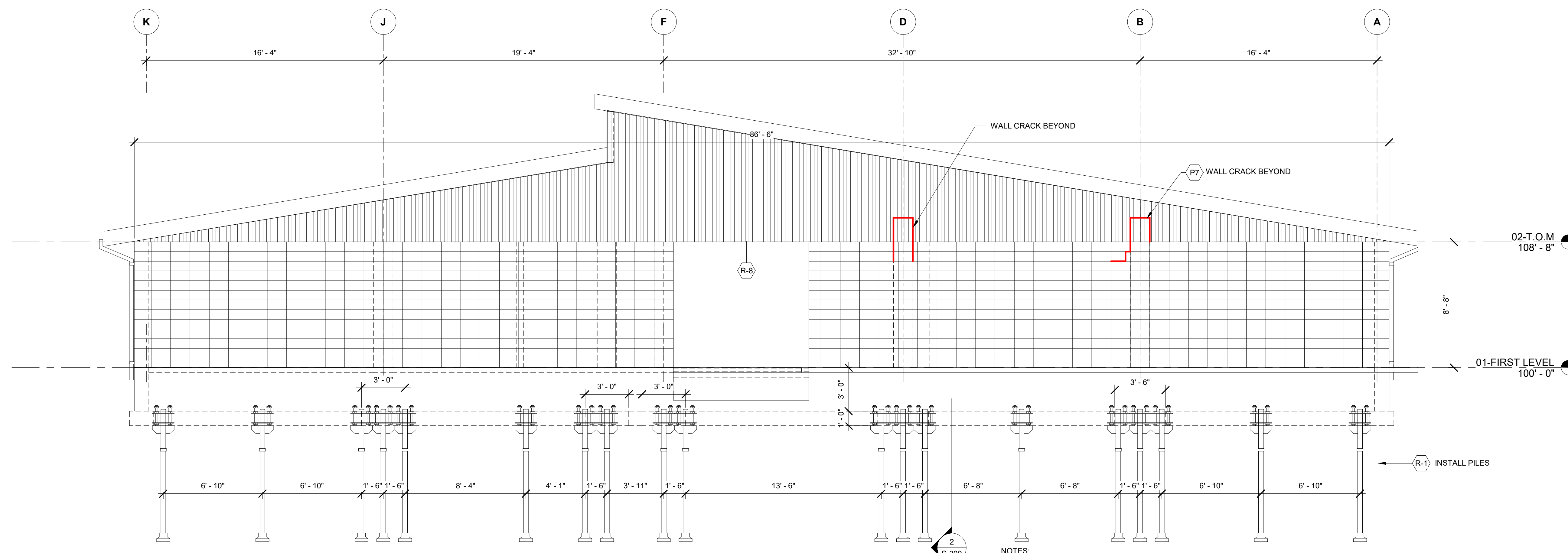
S-201

8 OF 18 SHEETS
February 9, 2024




2 PARTIAL WEST ELEVATION
1/4" = 1'-0"

NOTE:
REMOVE AND REPLACE SEALANT AT ALL LOCATIONS
ON EXTERIOR OF BUILDING.
THIS INCLUDES BUT IS NOT LIMITED TO CONTROL
JOINTS, DOOR FRAMES, WINDOW FRAMES, BENT AIR
INTAKE OR EXHAUSTS, CONDUIT, PLUMBING, SOFFIT
PERIMETER, JOINTS BETWEEN SIDEWALKS OR PAVING
AND BUILDING AND ANY OTHER LOCATION OF
SEALANT OR OPENINGS



1 PARTIAL WEST ELEVATION
1/4" = 1'-0"



WILLIAM A CARPENTER
Professional Engineer MO
PE NO. 2022032334

STRUCTURAL
ENGINEERING
ASSOCIATES

1000 Walnut
Suite 1570
Kansas City, Missouri 64105
(816) 421-1042
FAX: (816) 421-1061

OFFICE OF ADMINISTRATION
DIVISION OF FACILITIES
MANAGEMENT,
DESIGN AND CONSTRUCTION

DEPARTMENT OF
ELEMENTARY AND
SECONDARY EDUCATION
(DESE)

E. W. Thompson State School
1520 Thompson Boulevard
Sedalia, Mo. 65301

Foundation Stabilization
And Waterproofing

PROJECT No. E2329-01
SITE No. 2034
FACILITY No. 5012034003

REVISION:
DATE:
REVISION:
DATE:
REVISION:
DATE:
ISSUE DATE: February 9, 2024

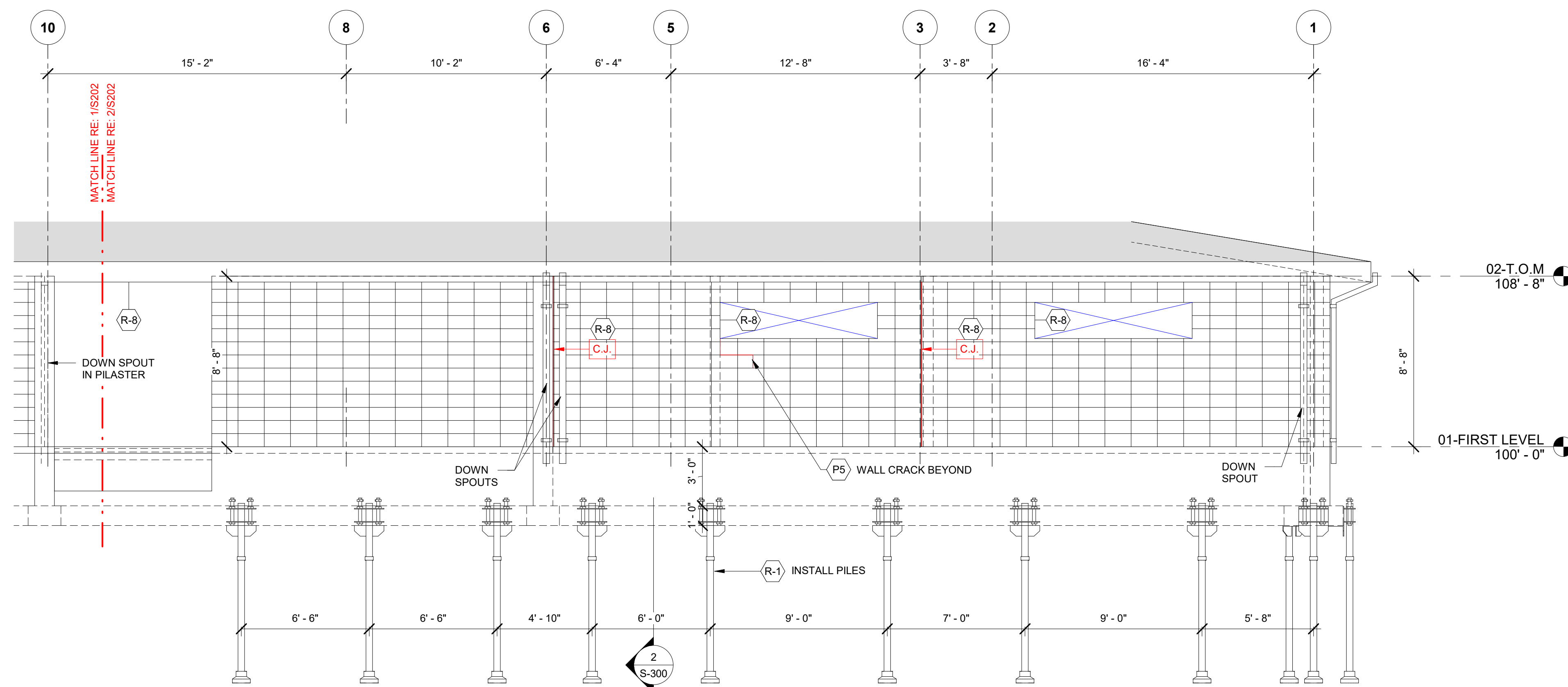
CAD DWG FILE: S-202
DRAWN BY: GEB
CHECKED BY: KJM
DESIGNED BY: WAC

SHEET TITLE:
**SOUTH
ELEVATION**

SHEET NUMBER:

S-202

9 OF 18 SHEETS
February 9, 2024



NOTES:

(R-1) INSTALL MICRO PILE. RE: S-001 FOR REPAIR SCHEDULE & DETAILS 2/S-300 & 1/S-301 THRU 5/S301
RE: SHEET S-100 FOR LOCATION OF PILES ON FOUNDATION FLOOR PLAN
RE: SPEC. 316400

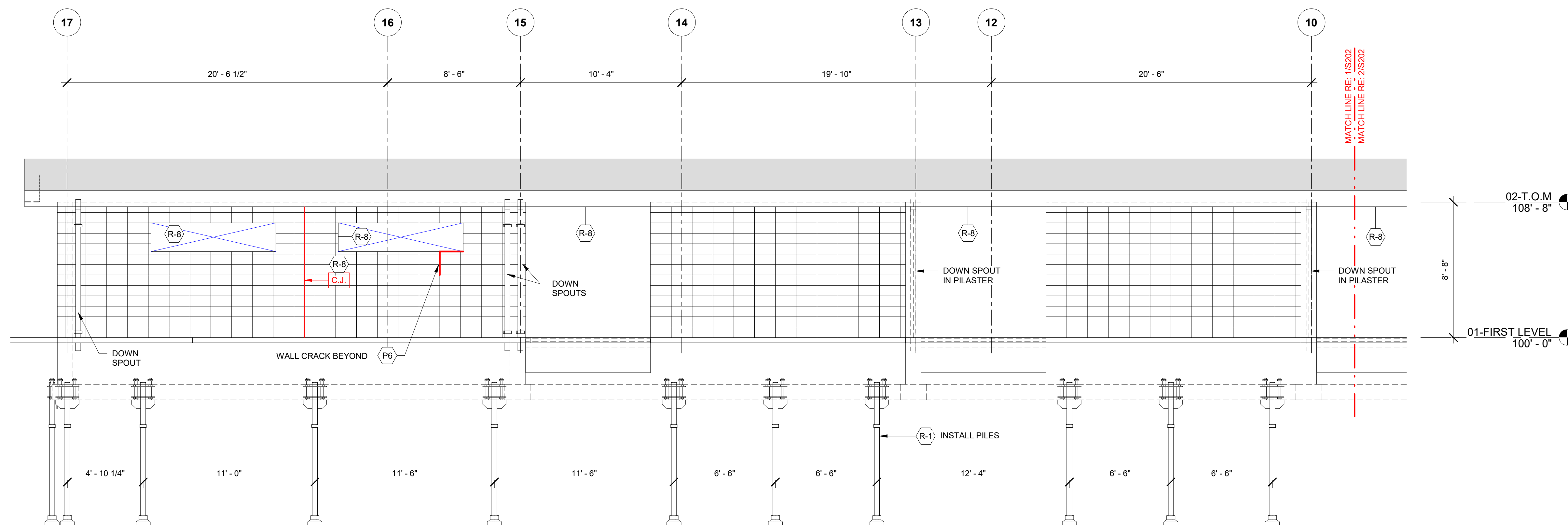
(R-8) REMOVE AND REPLACE SEALANT AT ALL LOCATIONS

PNo. - INDICATES PHOTO AT THIS LOCATION RE: SHEET S204.

ALTERNATE No. 1: RE: 2/S-207 (PAINT ENTIRE EXTERIOR WALL)
ALTERNATE No. 2: RE: 1/S-102 (INTERIOR WALL PAINTING PLAN)

2 PARTIAL SOUTH ELEVATION
1/4" = 1'-0"

NOTE:
REMOVE AND REPLACE SEALANT AT ALL LOCATIONS
ON EXTERIOR OF BUILDING.
THIS INCLUDES BUT IS NOT LIMITED TO CONTROL
JOINTS, DOOR FRAMES, WINDOW FRAMES, BENT, AIR
INTAKE OR EXHAUSTS, CONDUIT, PLUMBING, SOFFIT
PERIMETER, JOINTS BETWEEN SIDEWALKS OR PAVING
AND BUILDING AND ANY OTHER LOCATION OF
SEALANT OR OPENINGS



NOTES:


(R-1) INSTALL MICRO PILE. RE: S-001 FOR REPAIR SCHEDULE & DETAILS 2/S-300 & 1/S-301 THRU 5/S301
RE: SHEET S-100 FOR LOCATION OF PILES ON FOUNDATION FLOOR PLAN
RE: SPEC. 316400

(R-8) REMOVE AND REPLACE SEALANT AT ALL LOCATIONS

PNo. - INDICATES PHOTO AT THIS LOCATION RE: SHEET S204.

ALTERNATE No. 1: RE: 1/S-207 (PAINT ENTIRE EXTERIOR WALL)
ALTERNATE No. 2: RE: 1/S-102 (INTERIOR WALL PAINTING PLAN)

1 PARTIAL SOUTH ELEVATION
1/4" = 1'-0"



WILLIAM A CARPENTER
Professional Engineer MO
PE NO. 2022032334

STRUCTURAL
ENGINEERING
ASSOCIATES

1000 Walnut
Suite 1570
Kansas City, Missouri 64105
(816) 421-1042
FAX: (816) 421-1061

OFFICE OF ADMINISTRATION
DIVISION OF FACILITIES
MANAGEMENT,
DESIGN AND CONSTRUCTION

DEPARTMENT OF
ELEMENTARY AND
SECONDARY EDUCATION
(DESE)

E.W. Thompson State School
1520 Thompson Boulevard
Sedalia, Mo. 65301

Foundation Stabilization
And Waterproofing

PROJECT No. E2329-01
SITE No. 2034
FACILITY No. 5012034003

REVISION: _____
DATE: _____
REVISION: _____
DATE: _____
REVISION: _____
DATE: _____
ISSUE DATE: February 9, 2024

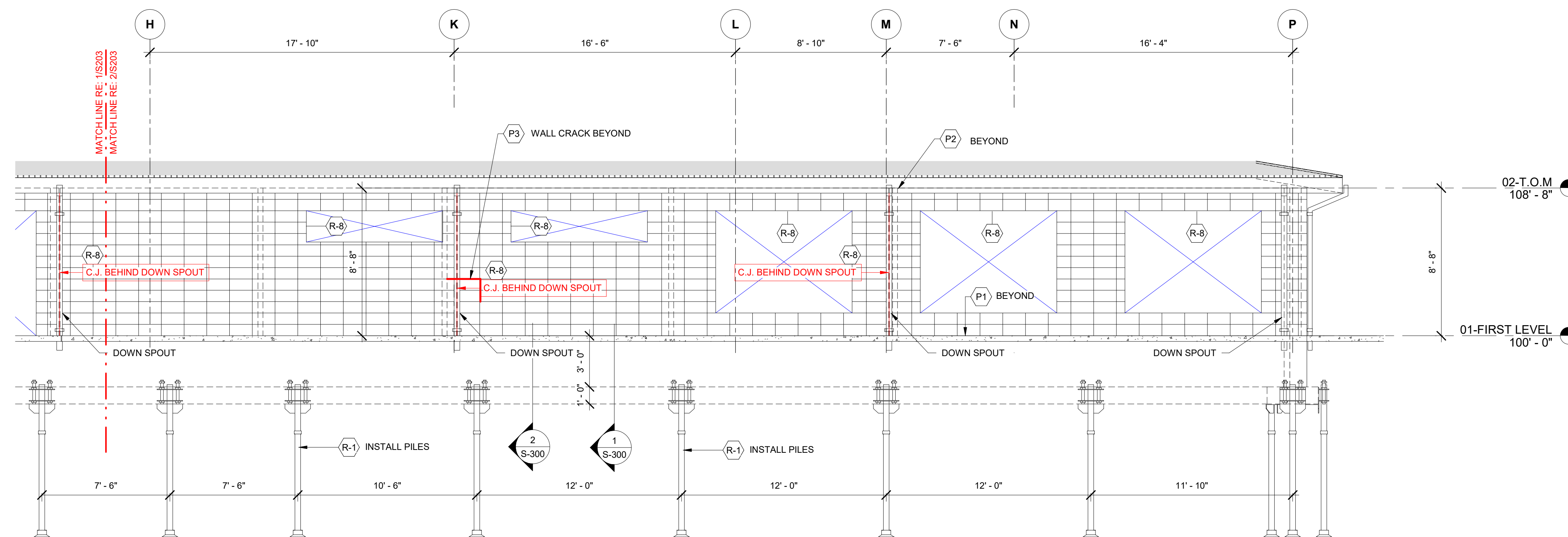
CAD DWG FILE: S-203
DRAWN BY: GEB
CHECKED BY: KJM
DESIGNED BY: WAC

SHEET TITLE:
**EAST
ELEVATION**

SHEET NUMBER:

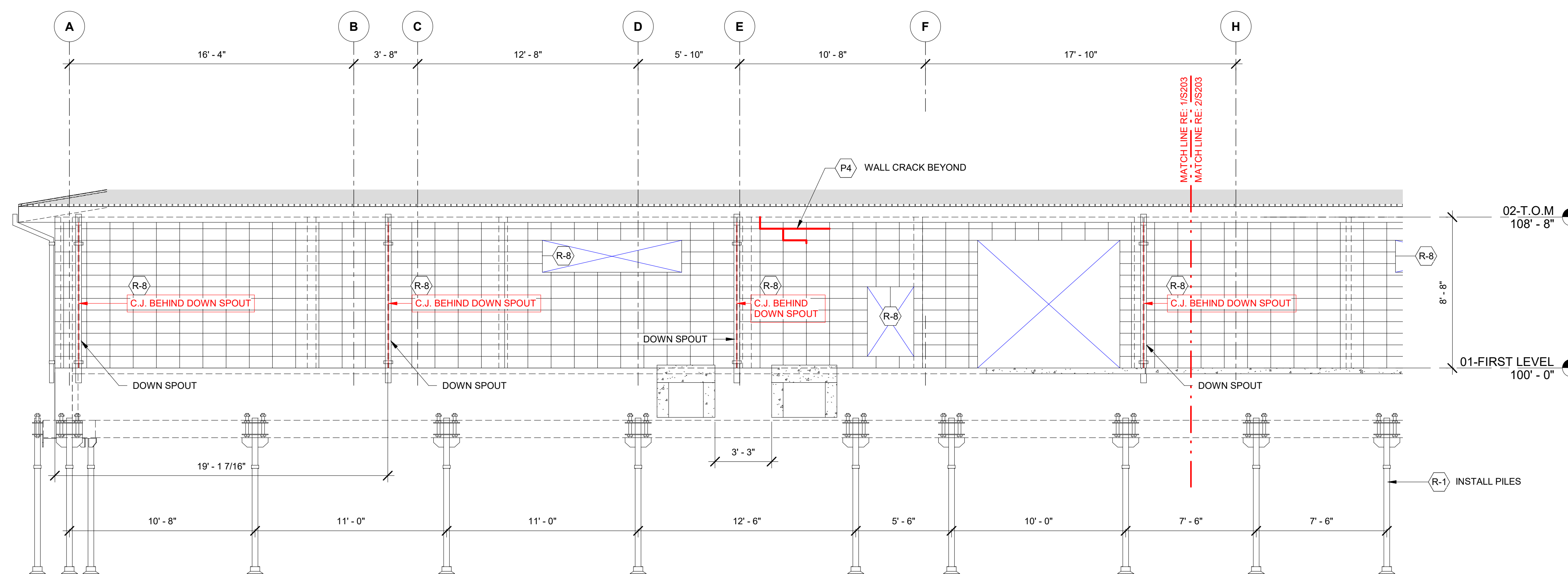
S-203

10 OF 18 SHEETS
February 9, 2024




NOTES:
(R-1) INSTALL MICRO PILE. RE: S-001 FOR REPAIR SCHEDULE & DETAILS 2/S-300 & 1/S-301 THRU 5/S301
RE: SHEET S-100 FOR LOCATION OF PILES ON FOUNDATION FLOOR PLAN
RE: SPEC. 316400
(R-8) REMOVE AND REPLACE SEALANT AT ALL LOCATIONS
PNo. - INDICATES PHOTO AT THIS LOCATION RE: SHEET S204.
ALTERNATE No. 1: RE: 2/S-208 (PAINT ENTIRE EXTERIOR WALL)
ALTERNATE No. 2: RE: 1/S-102 (INTERIOR WALL PAINTING PLAN)

NOTE:
REMOVE AND REPLACE SEALANT AT ALL LOCATIONS
ON EXTERIOR OF BUILDING.
THIS INCLUDES BUT IS NOT LIMITED TO CONTROL
JOINTS, DOOR FRAMES, WINDOW FRAMES, BENT, AIR
INTAKE OR EXHAUSTS, CONDUIT, PLUMBING, SOFFIT
PERIMETER, JOINTS BETWEEN SIDEWALKS OR PAVING
AND BUILDING AND ANY OTHER LOCATION OF
SEALANT OR OPENINGS



NOTES:
(R-1) INSTALL MICRO PILE. RE: S-001 FOR REPAIR SCHEDULE & DETAILS 2/S-300 & 1/S-301 THRU 5/S301
RE: SHEET S-100 FOR LOCATION OF PILES ON FOUNDATION FLOOR PLAN
RE: SPEC. 316400
(R-8) REMOVE AND REPLACE SEALANT AT ALL LOCATIONS
PNo. - INDICATES PHOTO AT THIS LOCATION RE: SHEET S204.
ALTERNATE No. 1: RE: 1/S-208 (PAINT ENTIRE EXTERIOR WALL)
ALTERNATE No. 2: RE: 1/S-102 (INTERIOR WALL PAINTING PLAN)



WILLIAM A CARPENTER
Professional Engineer MO
PE NO. 2022032334

STRUCTURAL
ENGINEERING
ASSOCIATES

1000 Walnut
Suite 1570
Kansas City, Missouri 64105
(816) 421 - 1042
FAX: (816) 421 - 1061

OFFICE OF ADMINISTRATION
DIVISION OF FACILITIES
MANAGEMENT,
DESIGN AND CONSTRUCTION

DEPARTMENT OF
ELEMENTARY AND
SECONDARY EDUCATION
(DESE)

E.W. Thompson State School
1520 Thompson Boulevard
Sedalia, Mo. 65301

Foundation Stabilization
And Waterproofing

PROJECT No. E2329-01
SITE No. 2034
FACILITY No. 5012034003

REVISION: _____
DATE: _____
REVISION: _____
DATE: _____
REVISION: _____
DATE: _____
ISSUE DATE: February 9, 2024


CAD DWG FILE: S-204
DRAWN BY: GEB
CHECKED BY: KJM
DESIGNED BY: WAC

SHEET TITLE:
PHOTOS


SHEET NUMBER:

S-204

11 OF 18 SHEETS
February 9, 2024




P3 SITE PHOTO
12" = 1'-0"




P7 SITE PHOTO
12" = 1'-0"




P5 SITE PHOTO
12" = 1'-0"



P2 SITE PHOTO
12" = 1'-0"



P6 SITE PHOTO
12" = 1'-0"




P4 SITE PHOTO
12" = 1'-0"



P1 SITE PHOTO
12" = 1'-0"

FLOOR DROP VARIES FROM
-0.75" TO -1.25"



WILLIAM A CARPENTER
Professional Engineer MO
PE NO. 2022032334

STRUCTURAL
ENGINEERING
ASSOCIATES

1000 Walnut
Suite 1570
Kansas City, Missouri 64105
(816) 421-1042
FAX: (816) 421-1061

OFFICE OF ADMINISTRATION
DIVISION OF FACILITIES
MANAGEMENT,
DESIGN AND CONSTRUCTION

DEPARTMENT OF
ELEMENTARY AND
SECONDARY EDUCATION
(DESE)

E. W. Thompson State School
1520 Thompson Boulevard
Sedalia, Mo. 65301

Foundation Stabilization
And Waterproofing

PROJECT No. E2329-01
SITE No. 2034
FACILITY No. 5012034003

REVISION: _____
DATE: _____
REVISION: _____
DATE: _____
REVISION: _____
DATE: _____
ISSUE DATE: February 9, 2024

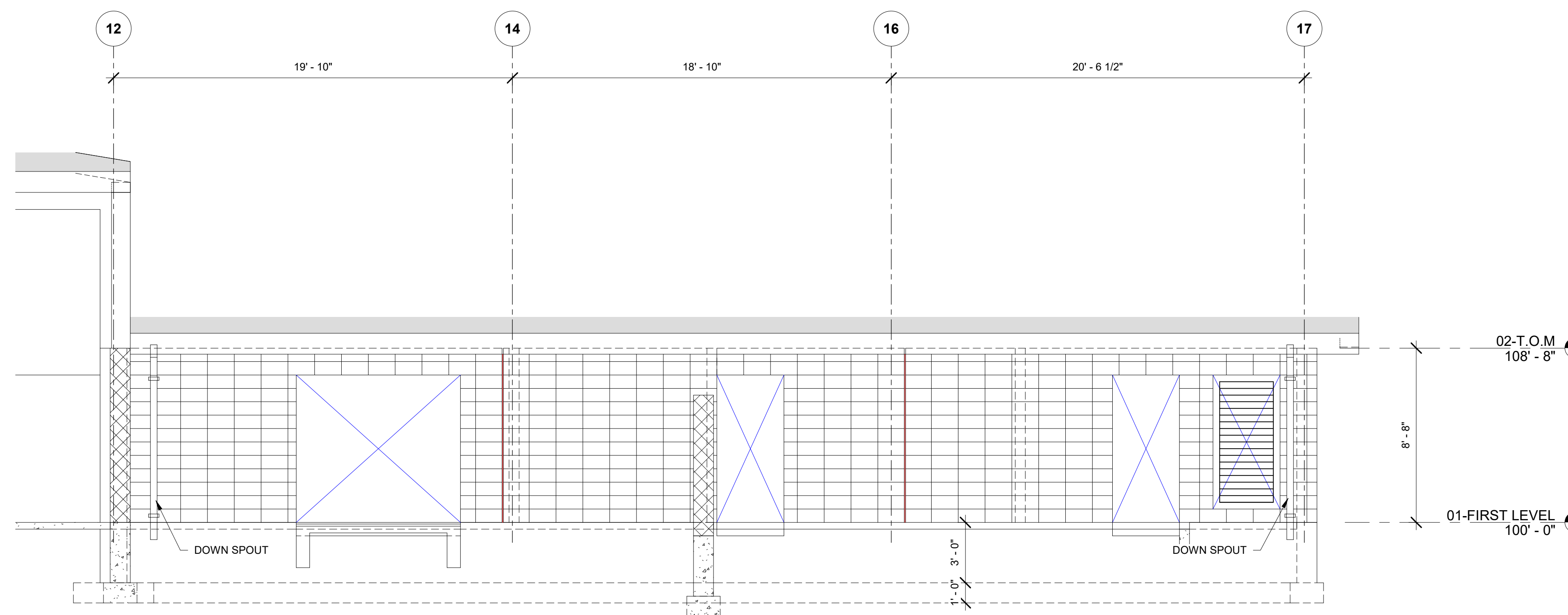
CAD DWG FILE: S-205
DRAWN BY: GEB
CHECKED BY: KJM
DESIGNED BY: WAC

SHEET TITLE:
**ALTERNATE No. 1
NORTH
ELEVATION**

SHEET NUMBER:

S-205

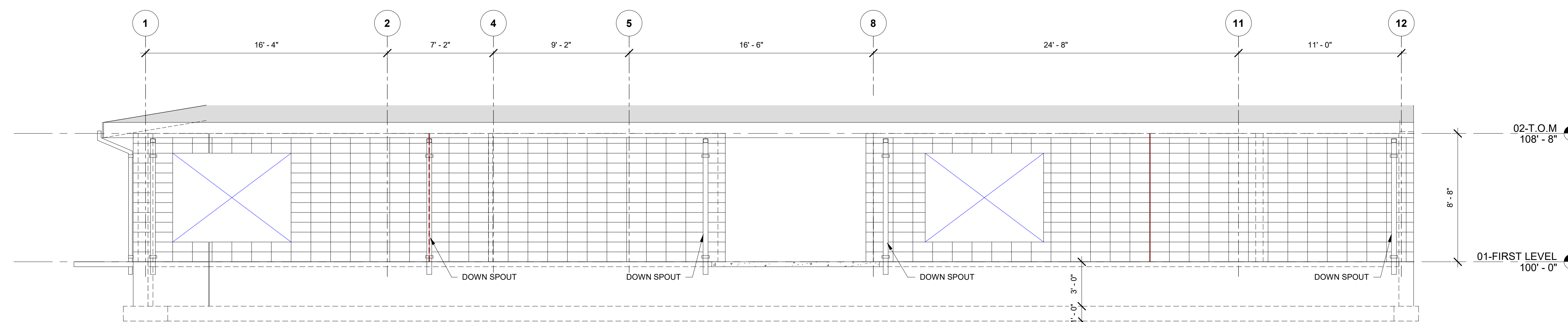
12 OF 18 SHEETS
February 9, 2024



ALTERNATE No. 1 PAINT ENTIRE EXTERIOR NOTES:

1. CONTRACTOR TO OBTAIN SAMPLES OF EXISTING COLORS, TEXTURE AND FINISHES OF EXISTING PAINT IN EACH AREA OF PROPOSED REPAIRS.
2. CONTRACTOR TO PROVIDE DRAW DOWN PAINT SAMPLES TO OWNER REPRESENTATIVE FOR APPROVAL PRIOR TO START OF REPAIRS.
3. REFERENCE SECTION 099100 FOR ADDITIONAL INFORMATION.


2 ALTERNATE No. 1 PARTIAL NORTH ELEVATION
1/4" = 1'-0"



ALTERNATE No. 1 PAINT ENTIRE EXTERIOR NOTES:

1. CONTRACTOR TO OBTAIN SAMPLES OF EXISTING COLORS, TEXTURE AND FINISHES OF EXISTING PAINT IN EACH AREA OF PROPOSED REPAIRS.
2. CONTRACTOR TO PROVIDE DRAW DOWN PAINT SAMPLES TO OWNER REPRESENTATIVE FOR APPROVAL PRIOR TO START OF REPAIRS.
3. REFERENCE SECTION 099100 FOR ADDITIONAL INFORMATION.

1 ALTERNATE No. 1 PARTIAL NORTH ELEVATION
1/4" = 1'-0"



WILLIAM A CARPENTER
Professional Engineer MO
PE NO. 2022032334

STRUCTURAL
ENGINEERING
ASSOCIATES

1000 Walnut
Suite 1570
Kansas City, Missouri 64105
(816) 421-1042
FAX: (816) 421-1061

OFFICE OF ADMINISTRATION
DIVISION OF FACILITIES
MANAGEMENT,
DESIGN AND CONSTRUCTION

DEPARTMENT OF
ELEMENTARY AND
SECONDARY EDUCATION
(DESE)

E.W. Thompson State School
1520 Thompson Boulevard
Sedalia, Mo. 65301

Foundation Stabilization
And Waterproofing

PROJECT No. E2329-01
SITE No. 2034
FACILITY No. 5012034003

REVISION: _____
DATE: _____
REVISION: _____
DATE: _____
REVISION: _____
DATE: _____
ISSUE DATE: February 9, 2024

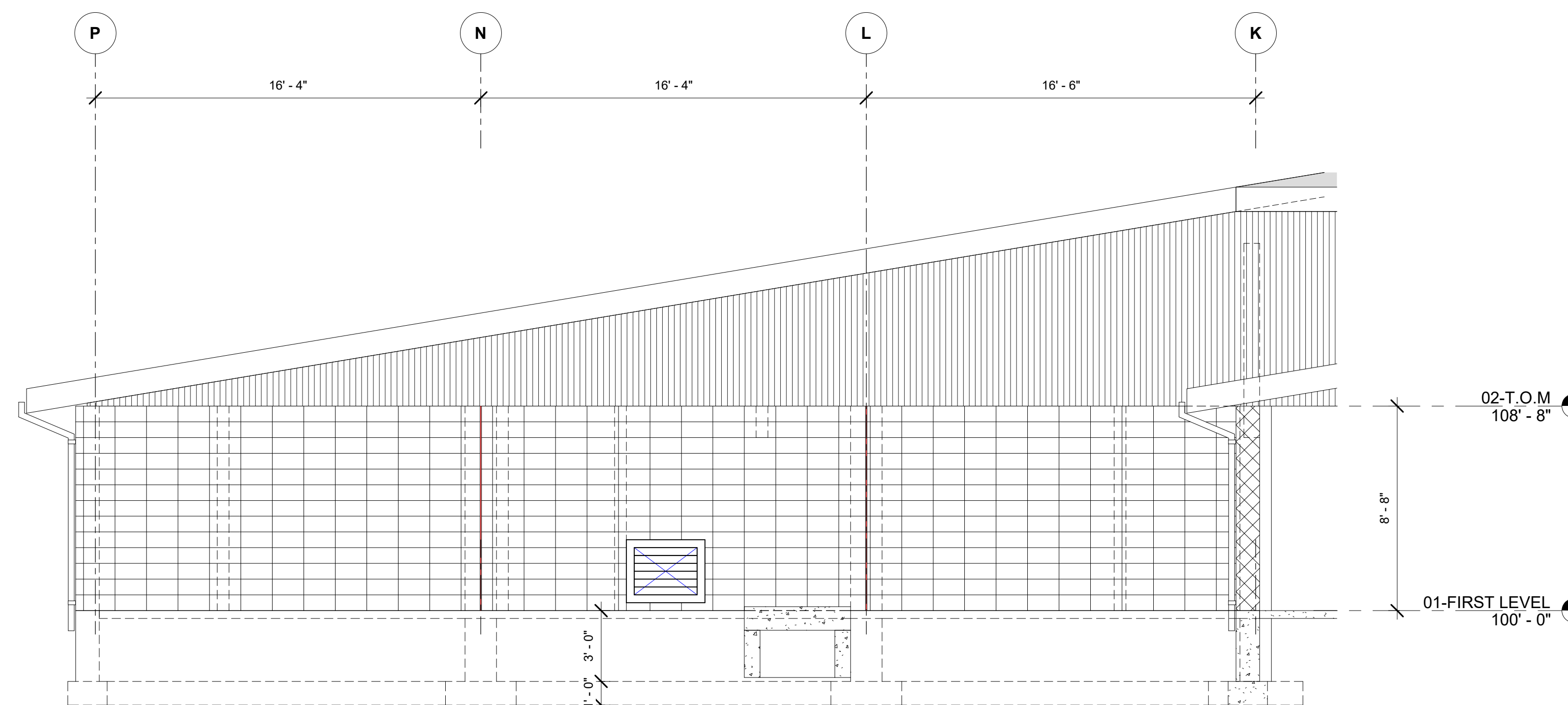
CAD DWG FILE: S-206
DRAWN BY: GEB
CHECKED BY: KJM
DESIGNED BY: WAC

SHEET TITLE:
ALTERNATE No. 1
WEST
ELEVATION

SHEET NUMBER:

S-206

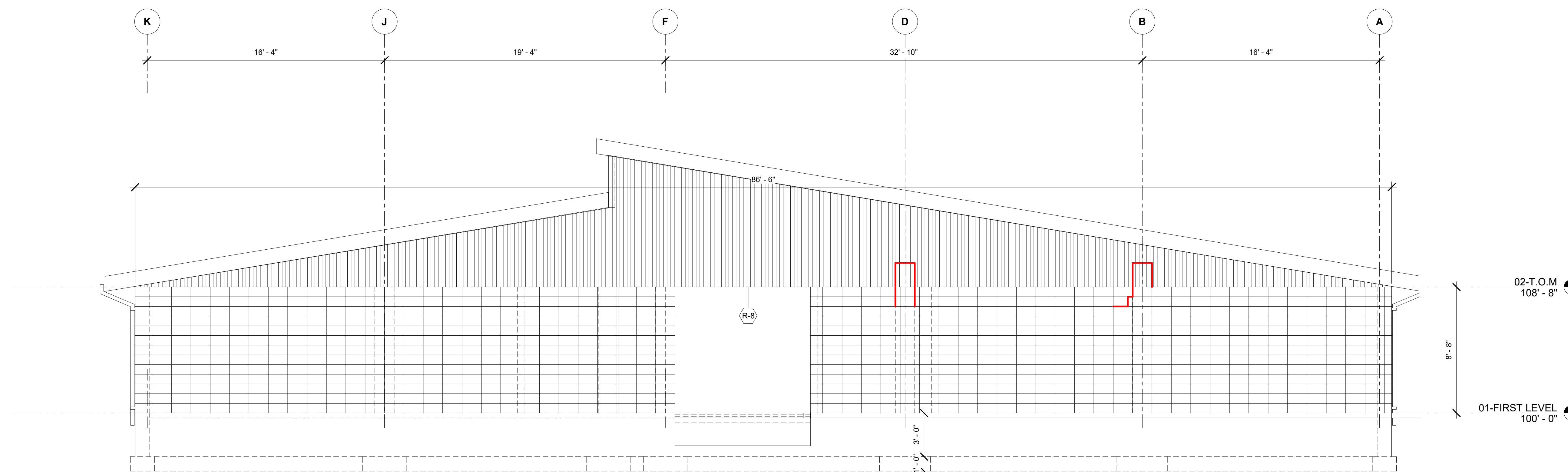
13 OF 18 SHEETS
February 9, 2024



ALTERNATE No. 1 PAINT ENTIRE EXTERIOR NOTES:

1. CONTRACTOR TO OBTAIN SAMPLES OF EXISTING COLORS, TEXTURE AND FINISHES OF EXISTING PAINT IN EACH AREA OF PROPOSED REPAIRS.
2. CONTRACTOR TO PROVIDE DRAW DOWN PAINT SAMPLES TO OWNER REPRESENTATIVE FOR APPROVAL PRIOR TO START OF REPAIRS.
3. REFERENCE SECTION 099100 FOR ADDITIONAL INFORMATION.


2 ALTERNATE No. 1 PARTIAL WEST ELEVATION
1/4" = 1'-0"



ALTERNATE No. 1 PAINT ENTIRE EXTERIOR NOTES:

1. CONTRACTOR TO OBTAIN SAMPLES OF EXISTING COLORS, TEXTURE AND FINISHES OF EXISTING PAINT IN EACH AREA OF PROPOSED REPAIRS.
2. CONTRACTOR TO PROVIDE DRAW DOWN PAINT SAMPLES TO OWNER REPRESENTATIVE FOR APPROVAL PRIOR TO START OF REPAIRS.
3. REFERENCE SECTION 099100 FOR ADDITIONAL INFORMATION.

1 ALTERNATE No. 1 PARTIAL WEST ELEVATION
1/4" = 1'-0"



WILLIAM A. CARPENTER
Professional Engineer MO
PE NO. 2022032334

**STRUCTURAL
ENGINEERING
ASSOCIATES**

1000 Walnut
Suite 1570
Kansas City, Missouri 64105
(816) 421-1042
FAX: (816) 421-1061

OFFICE OF ADMINISTRATION
DIVISION OF FACILITIES
MANAGEMENT,
DESIGN AND CONSTRUCTION

DEPARTMENT OF
ELEMENTARY AND
SECONDARY EDUCATION
(DESE)

E. W. Thompson State School
1520 Thompson Boulevard
Sedalia, Mo. 65301

Foundation Stabilization
And Waterproofing

PROJECT No. E2329-01
SITE No. 2034
FACILITY No. 5012034003

REVISION: _____
DATE: _____
REVISION: _____
DATE: _____
REVISION: _____
DATE: _____
ISSUE DATE: February 9, 2024

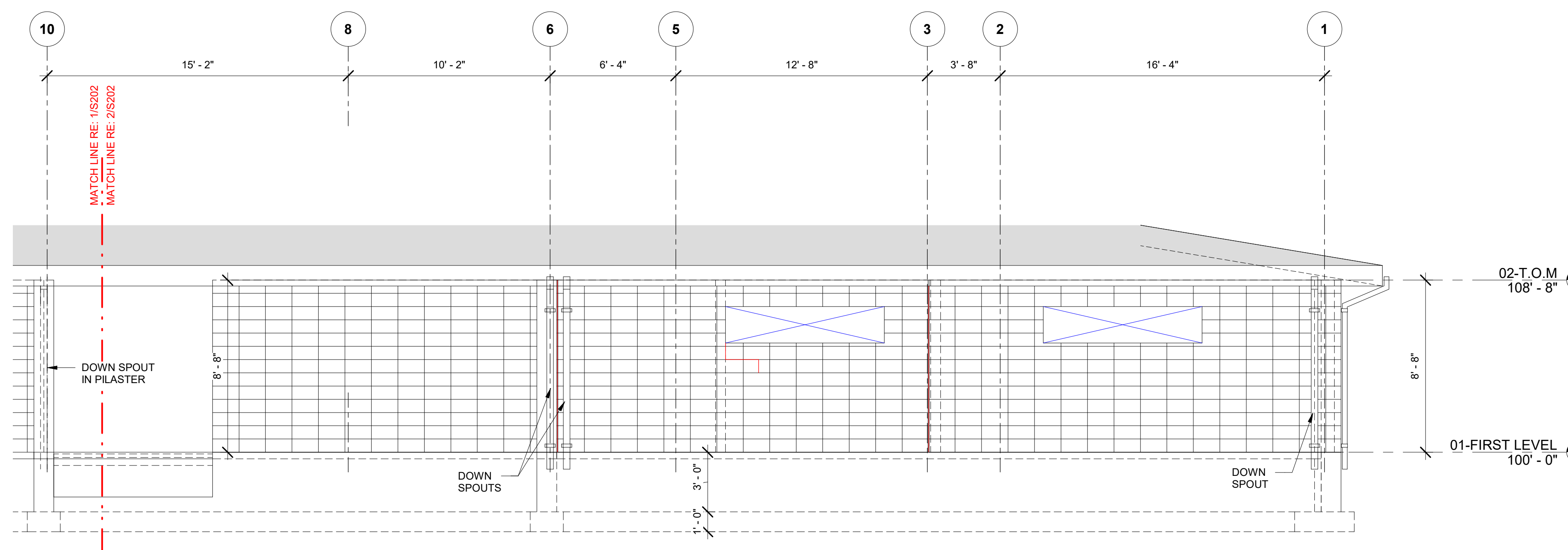
CAD DWG FILE: S-207
DRAWN BY: GEB
CHECKED BY: KJM
DESIGNED BY: WAC

SHEET TITLE:
**ALTERNATE No. 1
SOUTH
ELEVATION**

SHEET NUMBER:

S-207

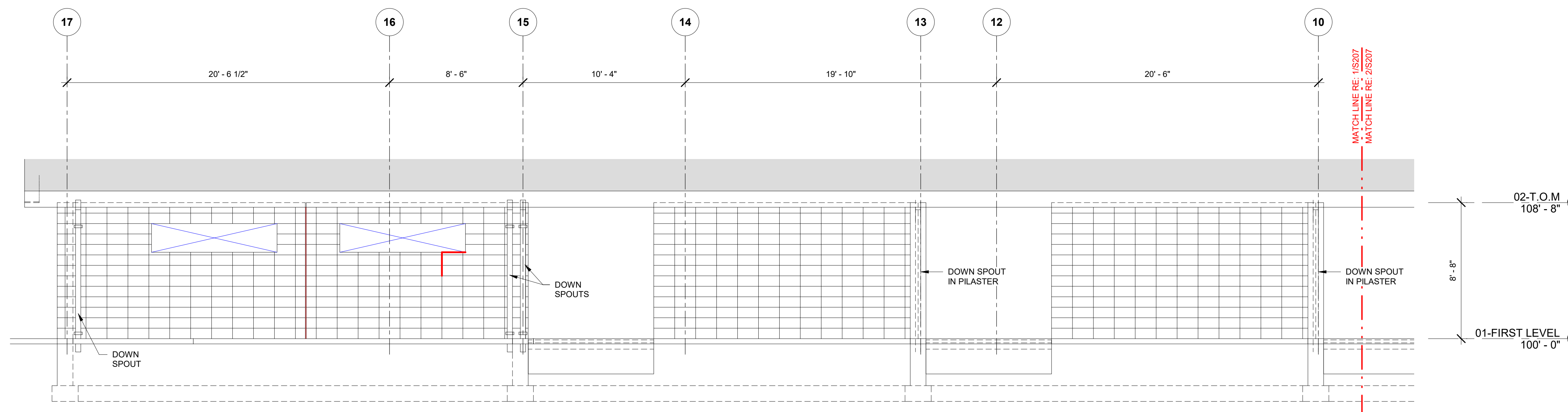
14 OF 18 SHEETS
February 9, 2024



ALTERNATE No. 1 PAINT ENTIRE EXTERIOR NOTES:

1. CONTRACTOR TO OBTAIN SAMPLES OF EXISTING COLORS, TEXTURE AND FINISHES OF EXISTING PAINT IN EACH AREA OF PROPOSED REPAIRS.
2. CONTRACTOR TO PROVIDE DRAW DOWN PAINT SAMPLES TO OWNER REPRESENTATIVE FOR APPROVAL PRIOR TO START OF REPAIRS.
3. REFERENCE SECTION 099100 FOR ADDITIONAL INFORMATION.


2 ALTERNATE No. 1 PARTIAL SOUTH ELEVATION
1/4" = 1'-0"



ALTERNATE No. 1 PAINT ENTIRE EXTERIOR NOTES:

1. CONTRACTOR TO OBTAIN SAMPLES OF EXISTING COLORS, TEXTURE AND FINISHES OF EXISTING PAINT IN EACH AREA OF PROPOSED REPAIRS.
2. CONTRACTOR TO PROVIDE DRAW DOWN PAINT SAMPLES TO OWNER REPRESENTATIVE FOR APPROVAL PRIOR TO START OF REPAIRS.
3. REFERENCE SECTION 099100 FOR ADDITIONAL INFORMATION.

1 ALTERNATE No. 1 PARTIAL SOUTH ELEVATION
1/4" = 1'-0"



WILLIAM A CARPENTER
Professional Engineer MO
PE NO. 2022032334

STRUCTURAL
ENGINEERING
ASSOCIATES

1000 Walnut
Suite 1570
Kansas City, Missouri 64105
(816) 421 - 1042
FAX: (816) 421 - 1061

OFFICE OF ADMINISTRATION
DIVISION OF FACILITIES
MANAGEMENT,
DESIGN AND CONSTRUCTION

DEPARTMENT OF
ELEMENTARY AND
SECONDARY EDUCATION
(DESE)

E.W. Thompson State School
1520 Thompson Boulevard
Sedalia, Mo. 65301

Foundation Stabilization
And Waterproofing

PROJECT No. E2329-01
SITE No. 2034
FACILITY No. 5012034003

REVISION: _____
DATE: _____
REVISION: _____
DATE: _____
REVISION: _____
DATE: _____
ISSUE DATE: February 9, 2024

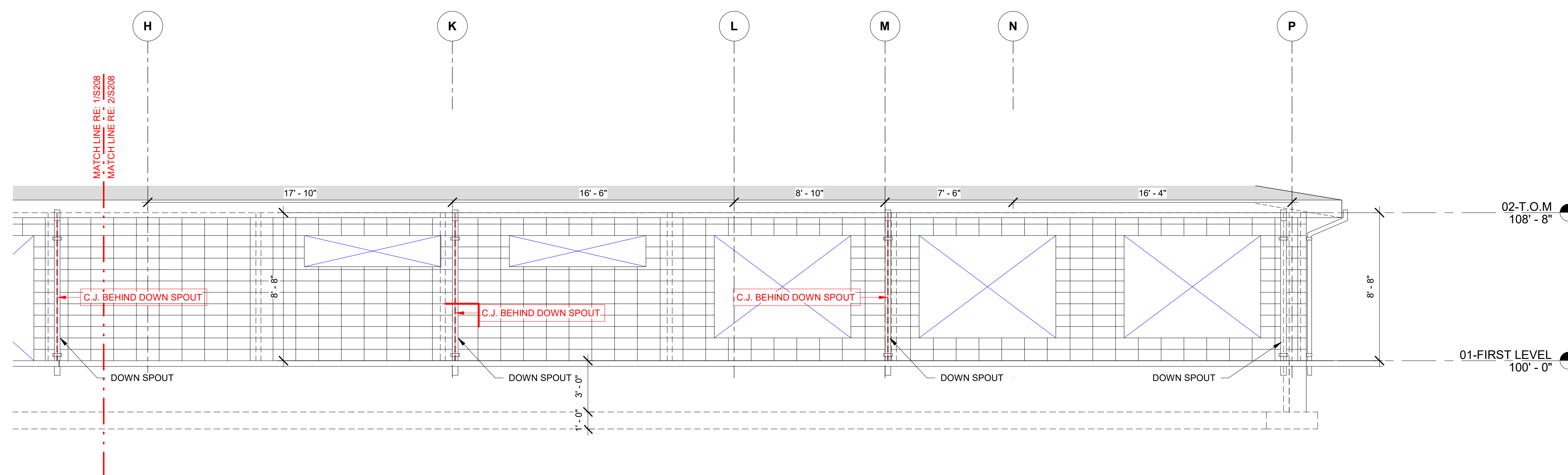
CAD DWG FILE: S-208
DRAWN BY: GEB
CHECKED BY: KJM
DESIGNED BY: WAC

SHEET TITLE:
**ALTERNATE No. 1
EAST
ELEVATION**

SHEET NUMBER:

S-208

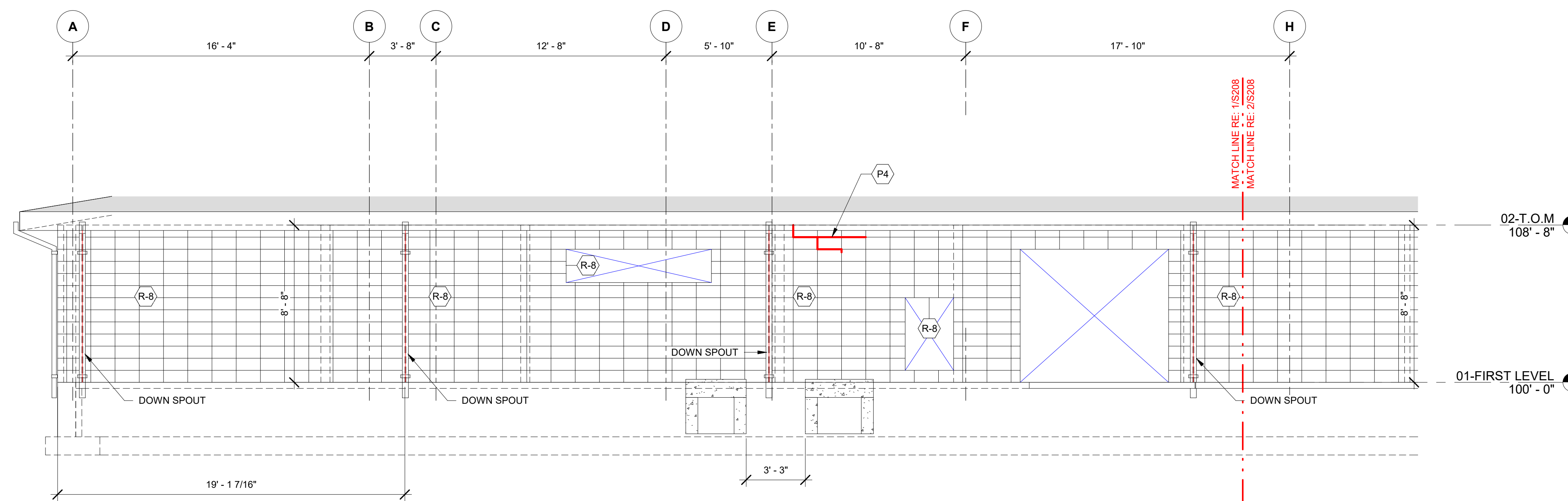
15 OF 18 SHEETS
February 9, 2024



ALTERNATE No. 1 PAINT ENTIRE EXTERIOR NOTES:

1. CONTRACTOR TO OBTAIN SAMPLES OF EXISTING COLORS, TEXTURE AND FINISHES OF EXISTING PAINT IN EACH AREA OF PROPOSED REPAIRS.
2. CONTRACTOR TO PROVIDE DRAW DOWN PAINT SAMPLES TO OWNER REPRESENTATIVE FOR APPROVAL PRIOR TO START OF REPAIRS.
3. REFERENCE SECTION 099100 FOR ADDITIONAL INFORMATION.


2 ALTERNATE No. 1 PARTIAL EAST ELEVATION
1/4" = 1'-0"



ALTERNATE No. 1 PAINT ENTIRE EXTERIOR NOTES:

1. CONTRACTOR TO OBTAIN SAMPLES OF EXISTING COLORS, TEXTURE AND FINISHES OF EXISTING PAINT IN EACH AREA OF PROPOSED REPAIRS.
2. CONTRACTOR TO PROVIDE DRAW DOWN PAINT SAMPLES TO OWNER REPRESENTATIVE FOR APPROVAL PRIOR TO START OF REPAIRS.
3. REFERENCE SECTION 099100 FOR ADDITIONAL INFORMATION.

1 ALTERNATE No. 1 PARTIAL EAST ELEVATION
1/4" = 1'-0"



WILLIAM A CARPENTER
Professional Engineer MO
PE NO. 2022032334

STRUCTURAL
ENGINEERING
ASSOCIATES

1000 Walnut
Suite 1570
Kansas City, Missouri 64105
(816) 421-1042
FAX: (816) 421-1061

OFFICE OF ADMINISTRATION
DIVISION OF FACILITIES
MANAGEMENT,
DESIGN AND CONSTRUCTION

DEPARTMENT OF
ELEMENTARY AND
SECONDARY EDUCATION
(DESE)

E.W. Thompson State School
1520 Thompson Boulevard
Sedalia, Mo. 65301

Foundation Stabilization
And Waterproofing

PROJECT No. E2329-01
SITE No. 2034
FACILITY No. 5012034003

REVISION: _____
DATE: _____
REVISION: _____
DATE: _____
REVISION: _____
DATE: _____
ISSUE DATE: February 9, 2024

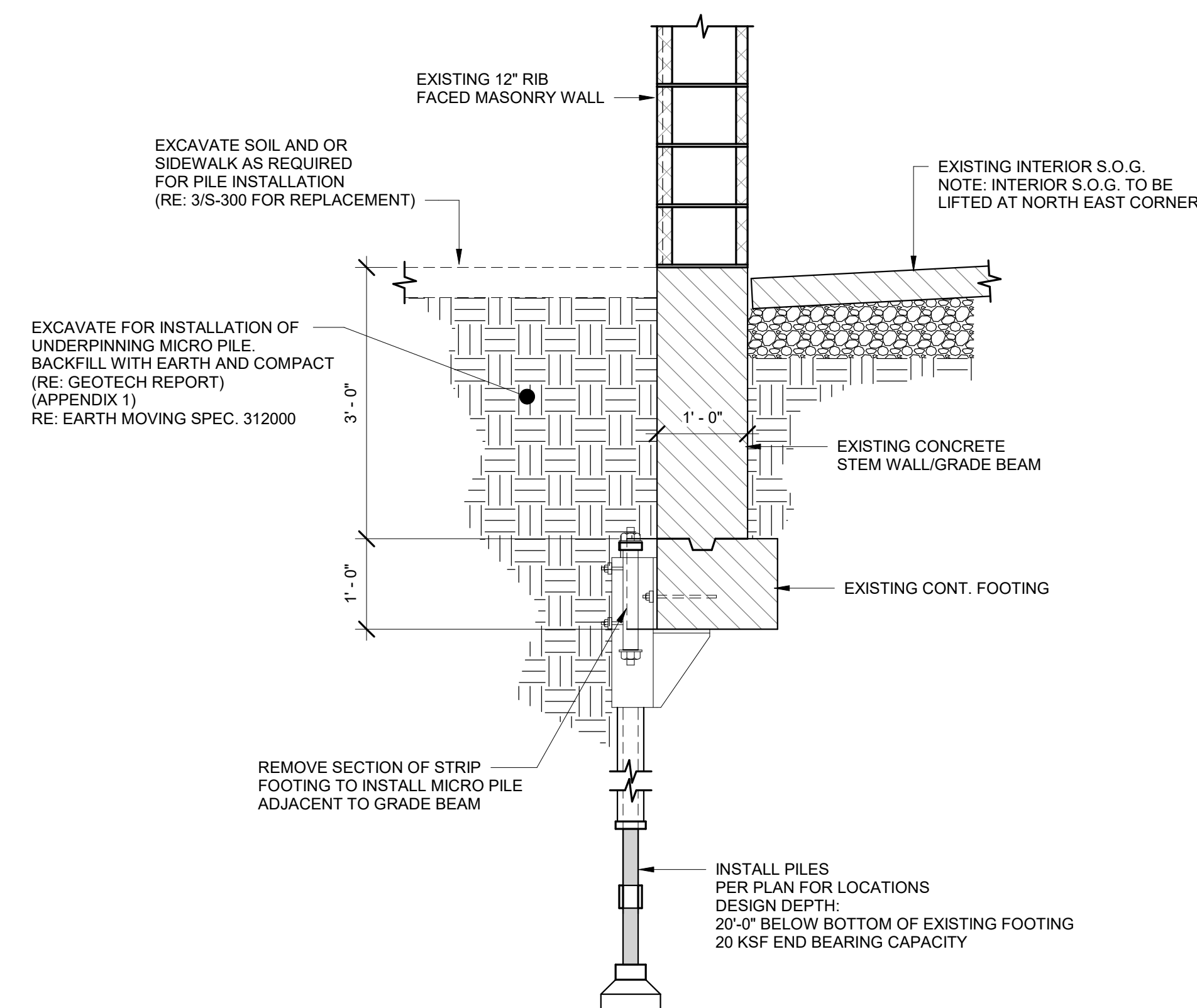
CAD DWG FILE: S-300
DRAWN BY: GEB
CHECKED BY: KJM
DESIGNED BY: WAC

SHEET TITLE:
REPAIR DETAILS

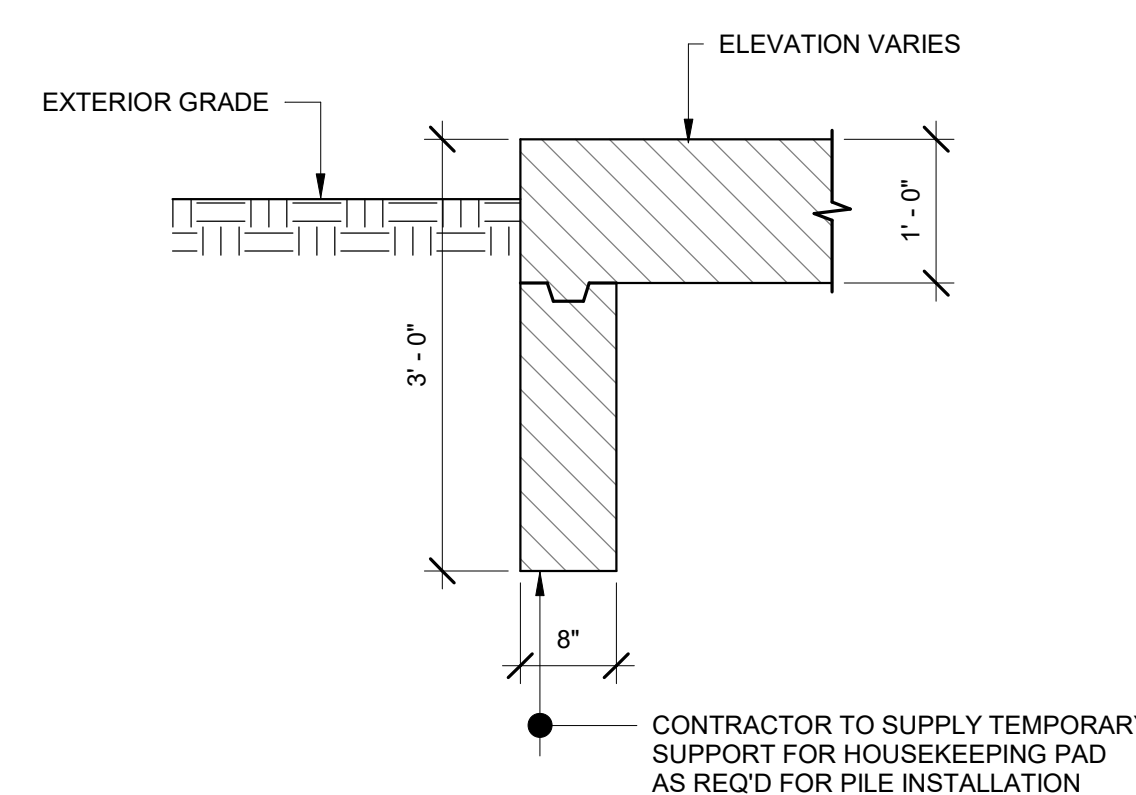
SHEET NUMBER:

S-300

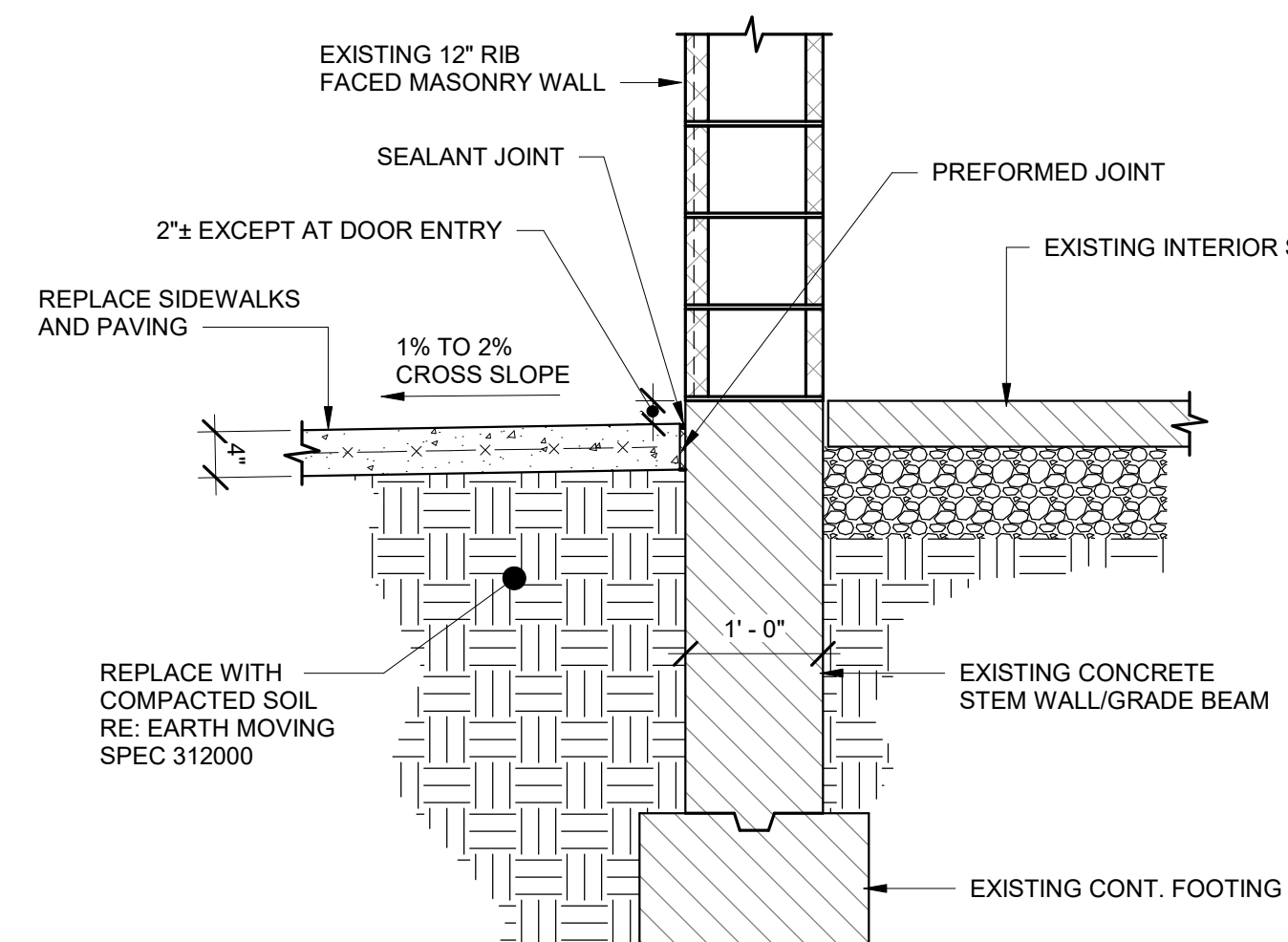
16 OF 18 SHEETS
February 9, 2024



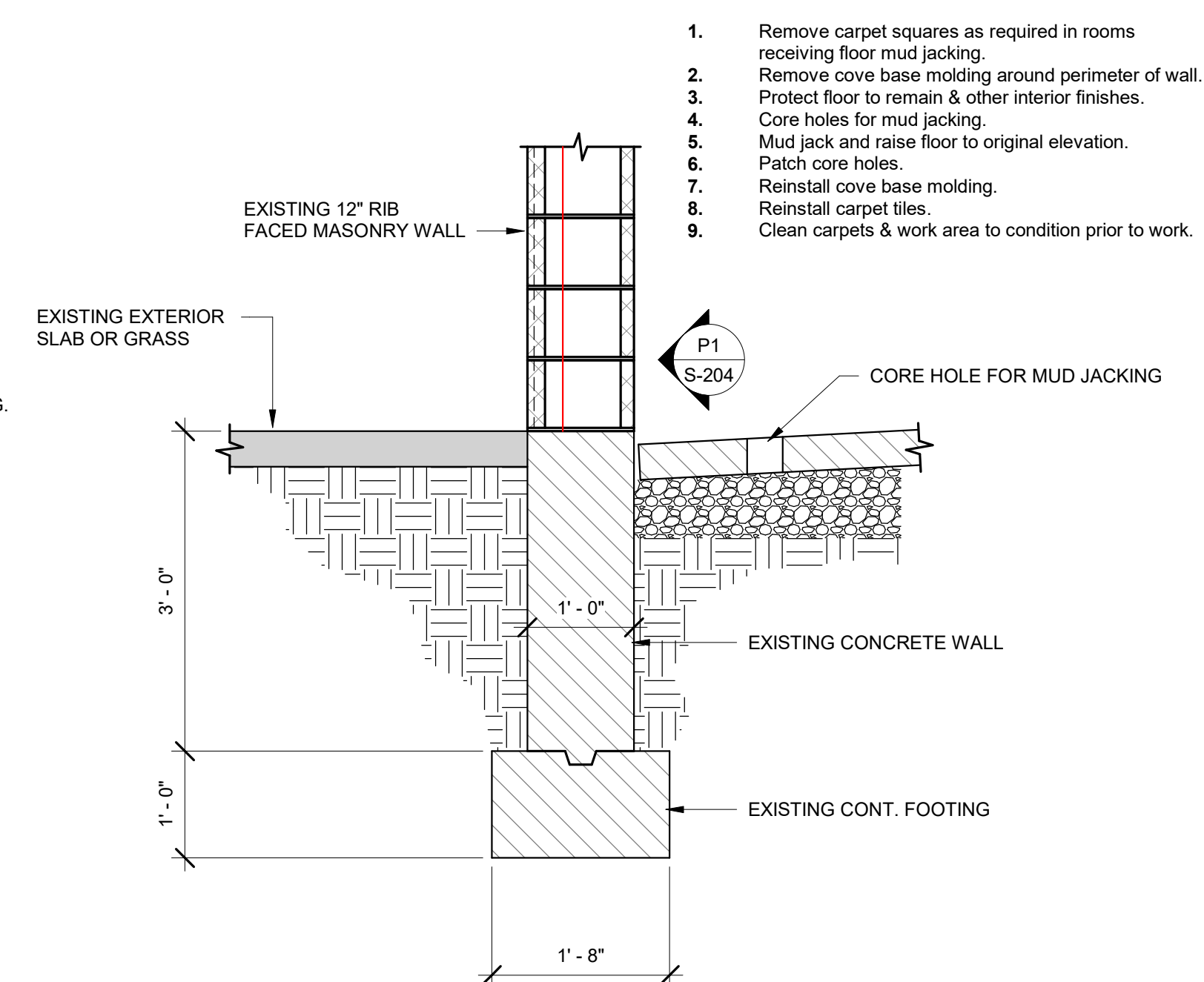
2 TYPICAL MICRO PILE SYSTEM AT EXTERIOR WALL
3/4" = 1'-0"



4 EXISTING HOUSE KEEPING PAD TEMPORARY SUPPORT
3/4" = 1'-0"




3 TYPICAL SIDEWALK REPLACEMENT
3/4" = 1'-0"



1 TYPICAL SLAB REPAIR
3/4" = 1'-0"

1. Remove carpet squares as required in rooms receiving floor mud jacking.
2. Remove cove base molding around perimeter of wall.
3. Protect floor to remain & other interior finishes.
4. Core holes for mud jacking.
5. Mud jack and raise floor to original elevation.
6. Patch core holes.
7. Reinstall cove base molding.
8. Reinstall carpet tiles.
9. Clean carpets & work area to condition prior to work.



WILLIAM A CARPENTER
Professional Engineer MO
PE NO. 2022032334

STRUCTURAL
ENGINEERING
ASSOCIATES

1000 Walnut
Suite 1570
Kansas City, Missouri 64105
(816) 421 - 1042
FAX: (816) 421 - 1061

OFFICE OF ADMINISTRATION
DIVISION OF FACILITIES
MANAGEMENT,
DESIGN AND CONSTRUCTION

DEPARTMENT OF
ELEMENTARY AND
SECONDARY EDUCATION
(DESE)

E.W. Thompson State School
1520 Thompson Boulevard
Sedalia, Mo. 65301

Foundation Stabilization
And Waterproofing

PROJECT No. E2329-01
SITE No. 2034
FACILITY No. 5012034003

REVISION: _____
DATE: _____
REVISION: _____
DATE: _____
REVISION: _____
DATE: _____
ISSUE DATE: February 9, 2024

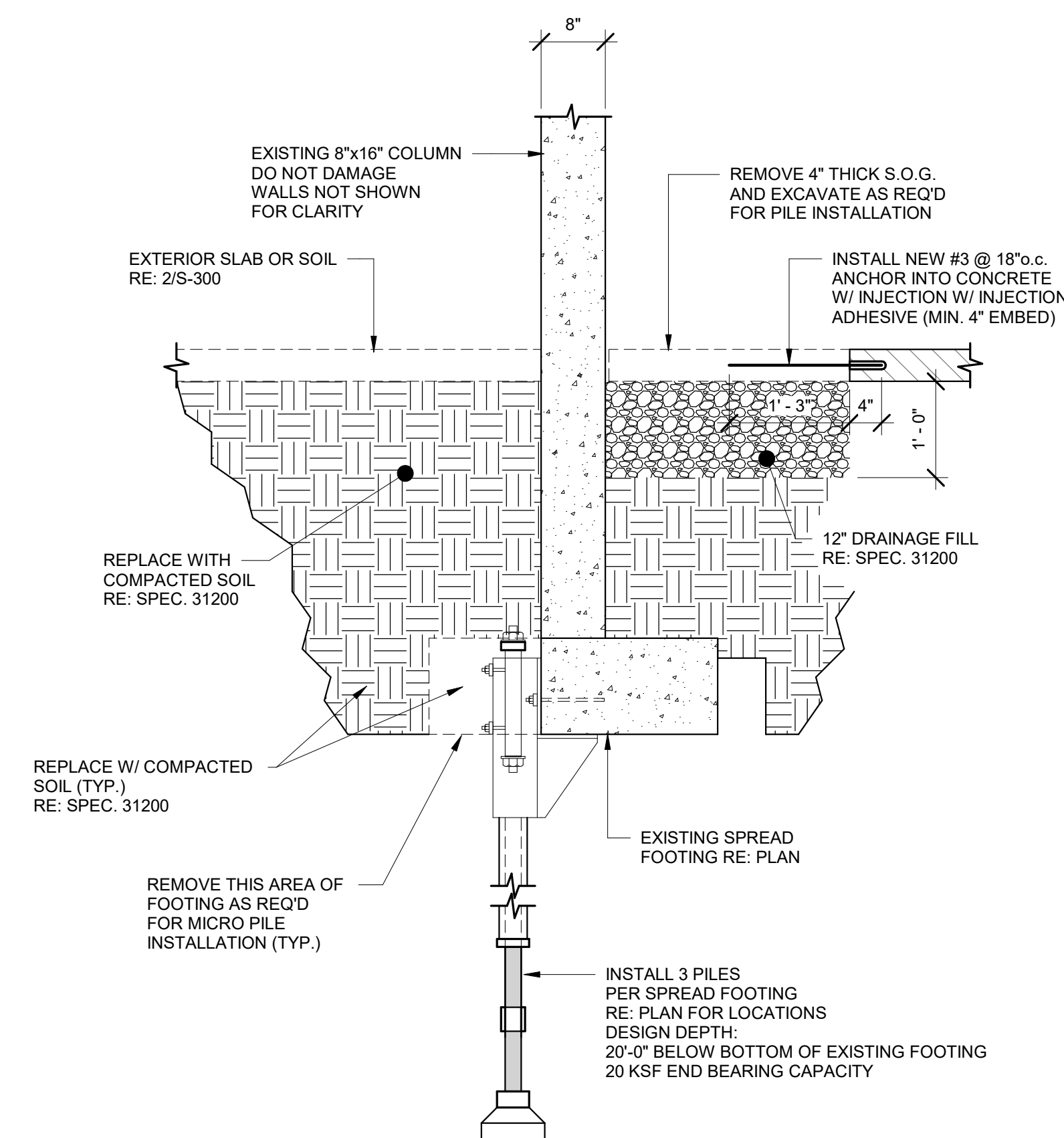
CAD DWG FILE: S-301
DRAWN BY: GEB
CHECKED BY: KJM
DESIGNED BY: WAC

SHEET TITLE:
**FOUNDATION
DETAILS**

SHEET NUMBER:

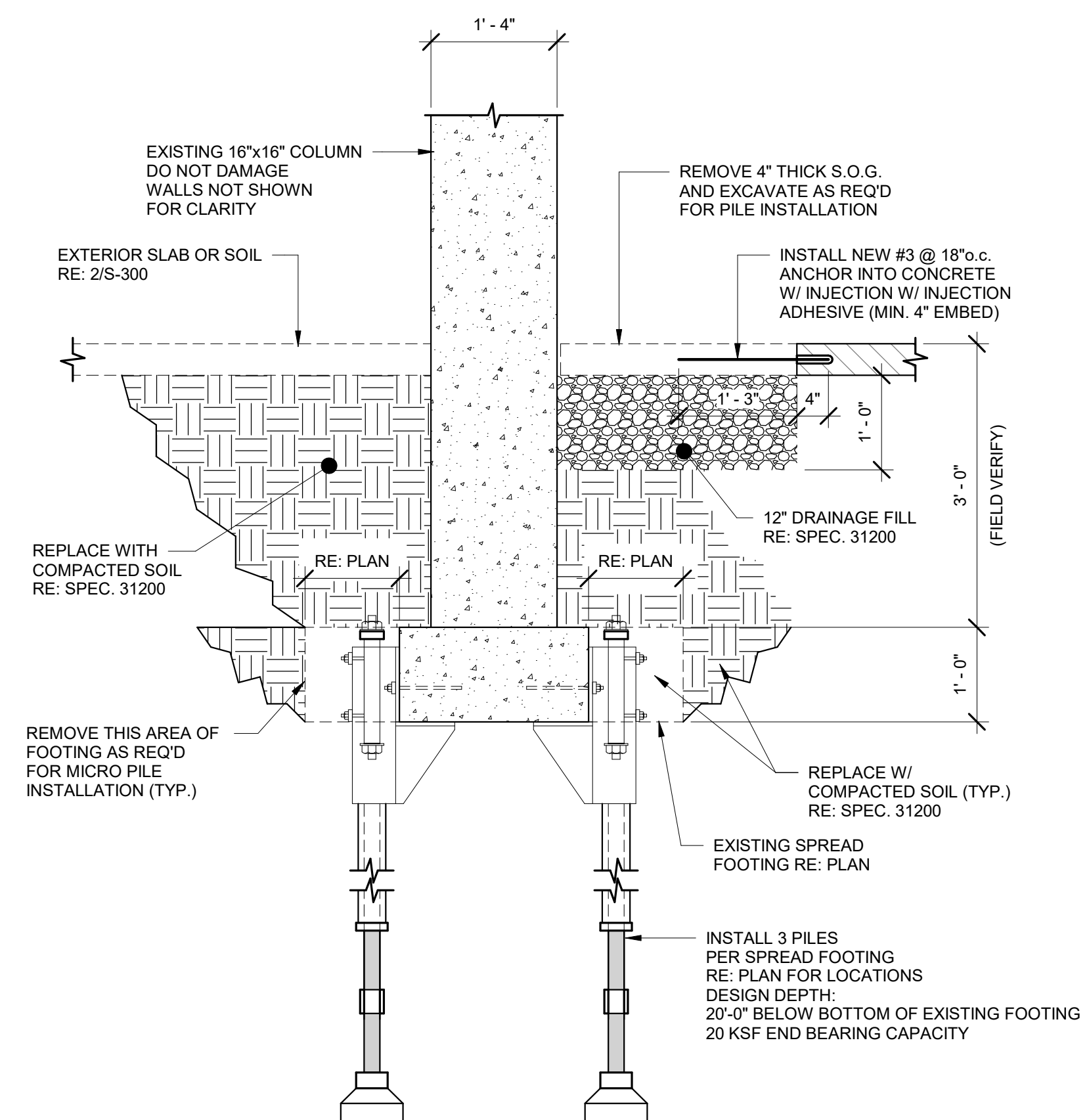
S-301

17 OF 18 SHEETS
February 9, 2024



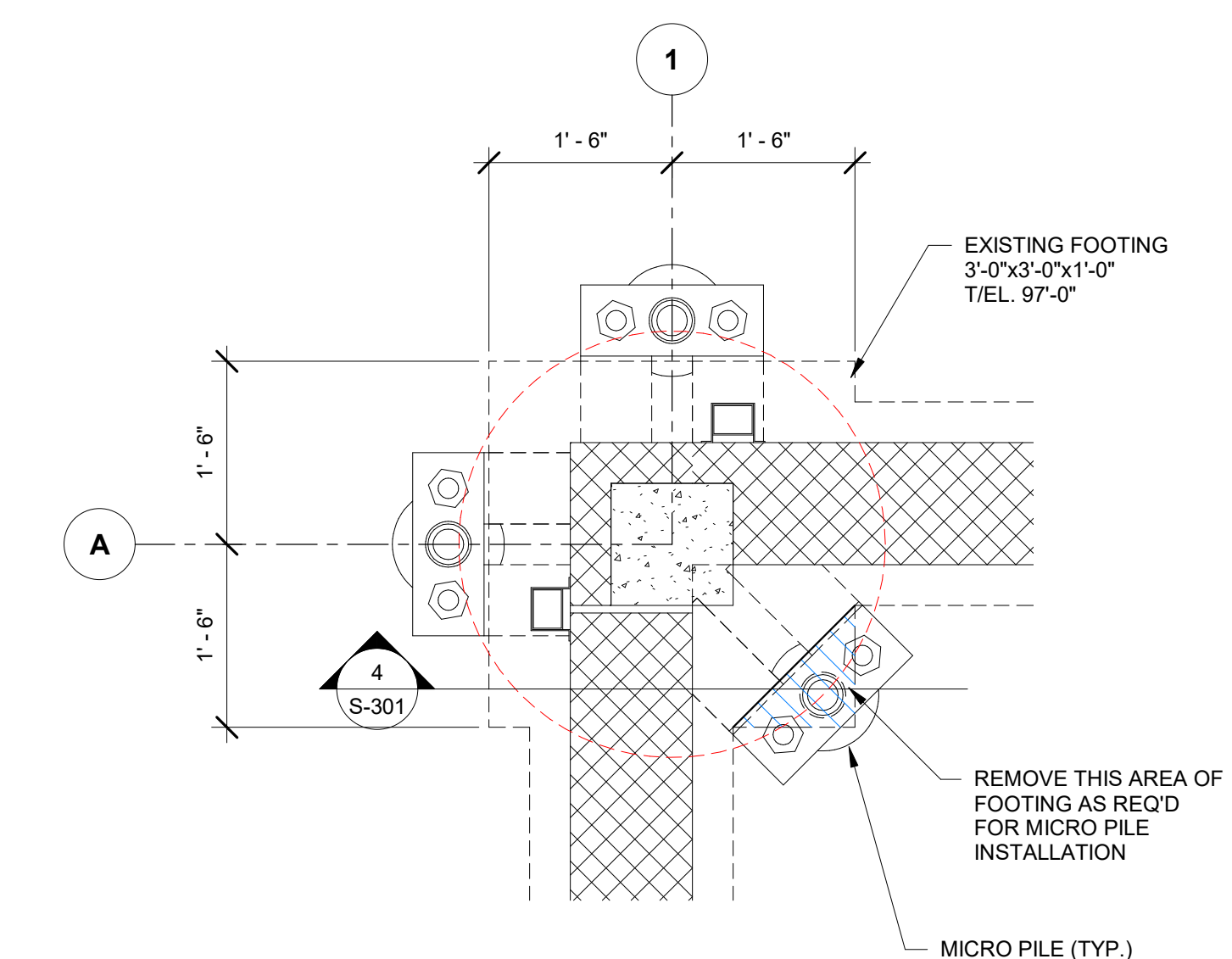
- NOTES:
1. REMOVE FLOORING AND STORE AS REQUIRED FOR PILE INSTALLATION
2. REMOVE COVE BASE MOLDING AROUND PERIMETER OF WALL WHERE PILES ARE TO BE INSTALLED. STORE FOR REINSTALLATION.
3. PROTECT FLOOR TO REMAIN AND OTHER FINISHES AND EQUIPMENT.
4. REMOVE S.O.G. AND EXCAVATE TO BOTTOM OF FOOTING.
5. INSTALL MICRO PILES.

5 TYPICAL MICRO PILE SYSTEM AT
0'-8" x 1'-4" COLUMN SPREAD FOOTING
3/4" = 1'-0"

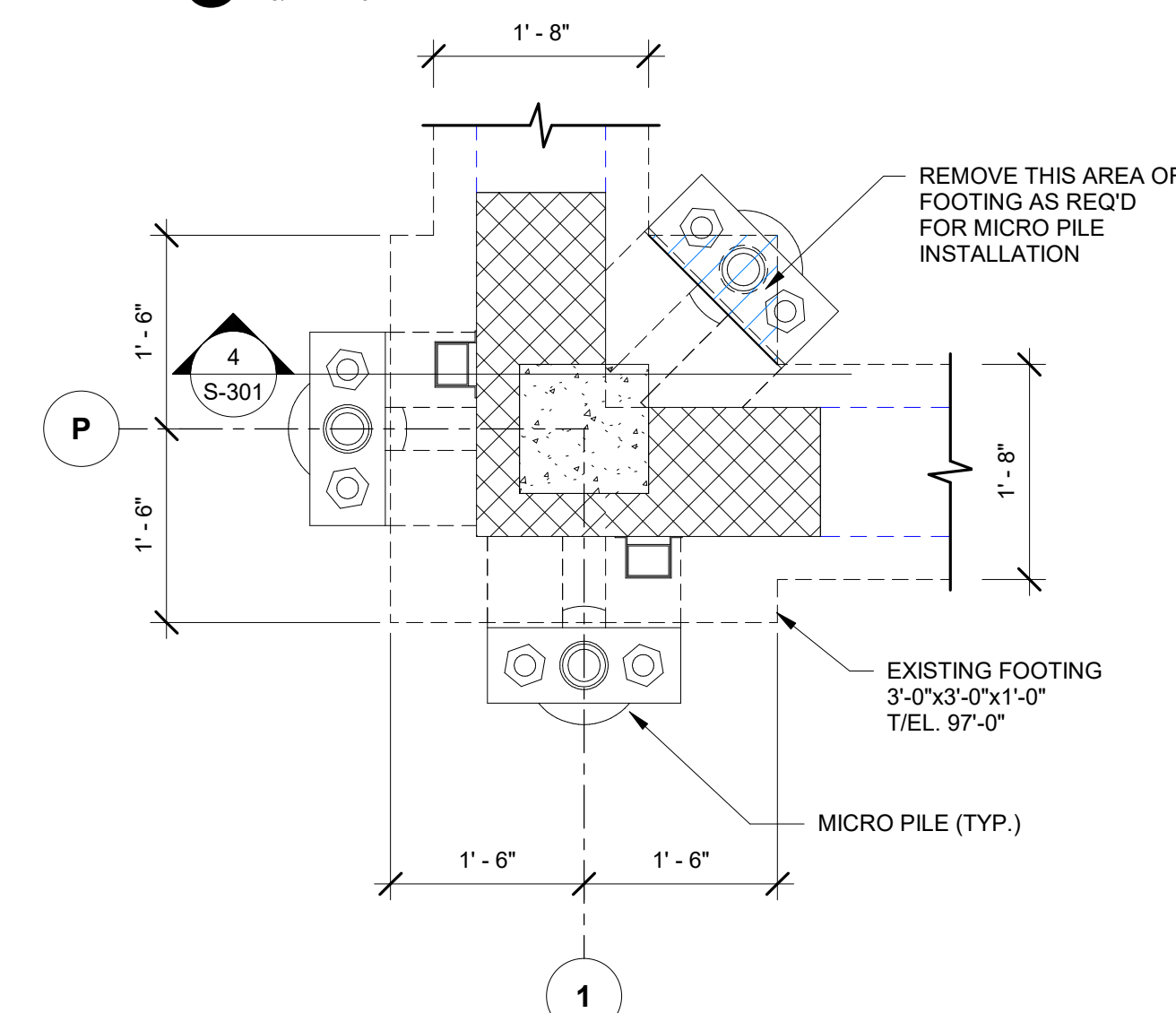


- NOTES:
1. REMOVE FLOORING AND STORE AS REQUIRED FOR PILE INSTALLATION
2. REMOVE COVE BASE MOLDING AROUND PERIMETER OF WALL WHERE PILES ARE TO BE INSTALLED. STORE FOR REINSTALLATION.
3. PROTECT FLOOR TO REMAIN AND OTHER FINISHES AND EQUIPMENT.
4. REMOVE S.O.G. AND EXCAVATE TO BOTTOM OF FOOTING.
5. INSTALL MICRO PILES.

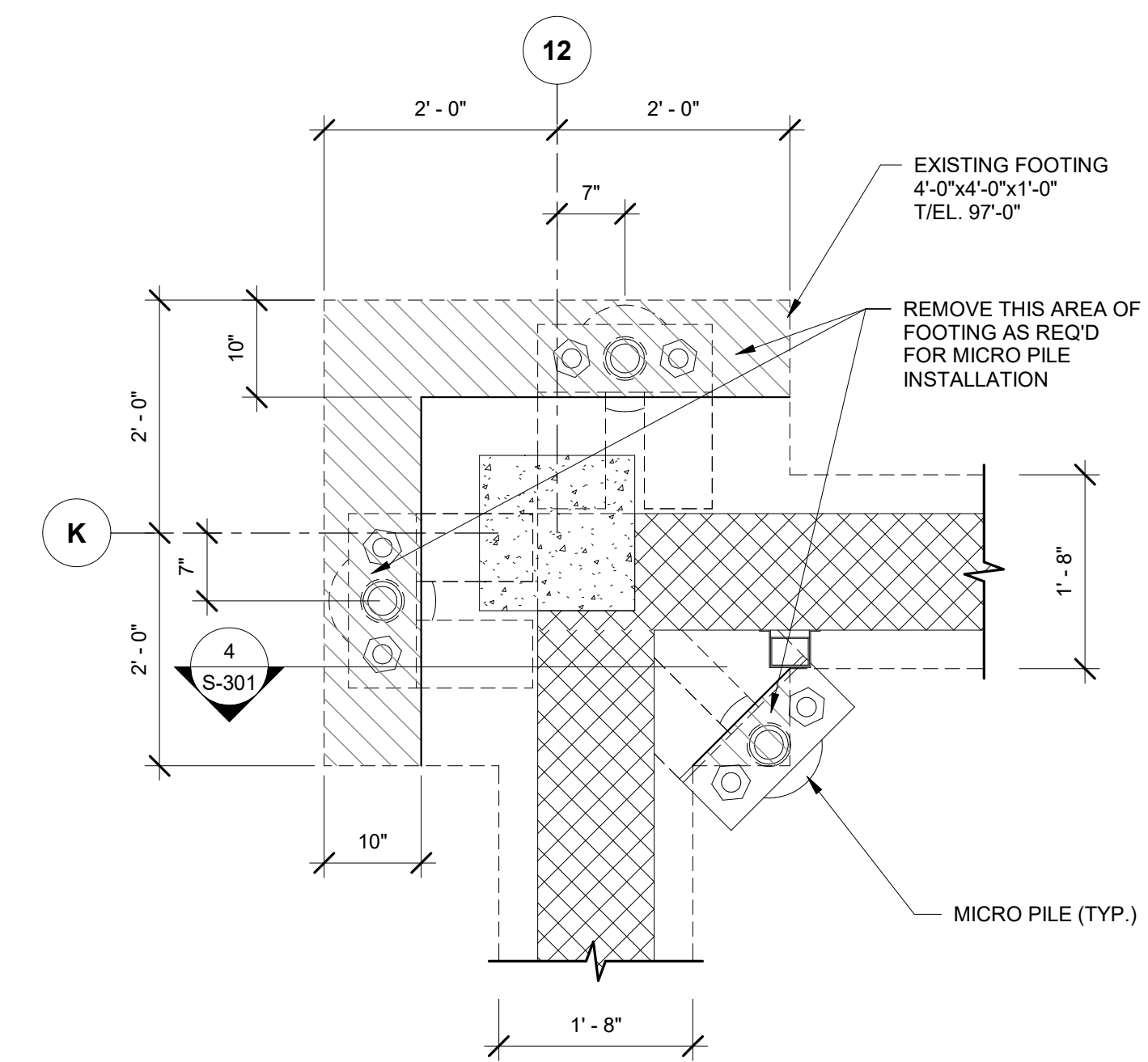
4 TYPICAL MICRO PILE SYSTEM AT
1'-4" x 1'-4" COLUMN SPREAD FOOTING
3/4" = 1'-0"




3 MICRO PILE INSTALLATION AT COLUMN A/1
3/4" = 1'-0"



2 MICRO PILE INSTALLATION AT COLUMN P/1
3/4" = 1'-0"



1 MICRO PILE INSTALLATION AT COLUMN K/12
3/4" = 1'-0"



WILLIAM A CARPENTER
Professional Engineer MO
PE NO. 2022032334

STRUCTURAL
ENGINEERING
ASSOCIATES

1000 Walnut
Suite 1570
Kansas City, Missouri 64105
(816) 421 - 1042
FAX: (816) 421 - 1061

OFFICE OF ADMINISTRATION
DIVISION OF FACILITIES
MANAGEMENT,
DESIGN AND CONSTRUCTION

DEPARTMENT OF
ELEMENTARY AND
SECONDARY EDUCATION
(DESE)

E.W. Thompson State School
1520 Thompson Boulevard
Sedalia, Mo. 65301

Foundation Stabilization
And Waterproofing

PROJECT No. E2329-01
SITE No. 2034
FACILITY No. 5012034003

REVISION: _____
DATE: _____
REVISION: _____
DATE: _____
REVISION: _____
DATE: _____
ISSUE DATE: February 9, 2024

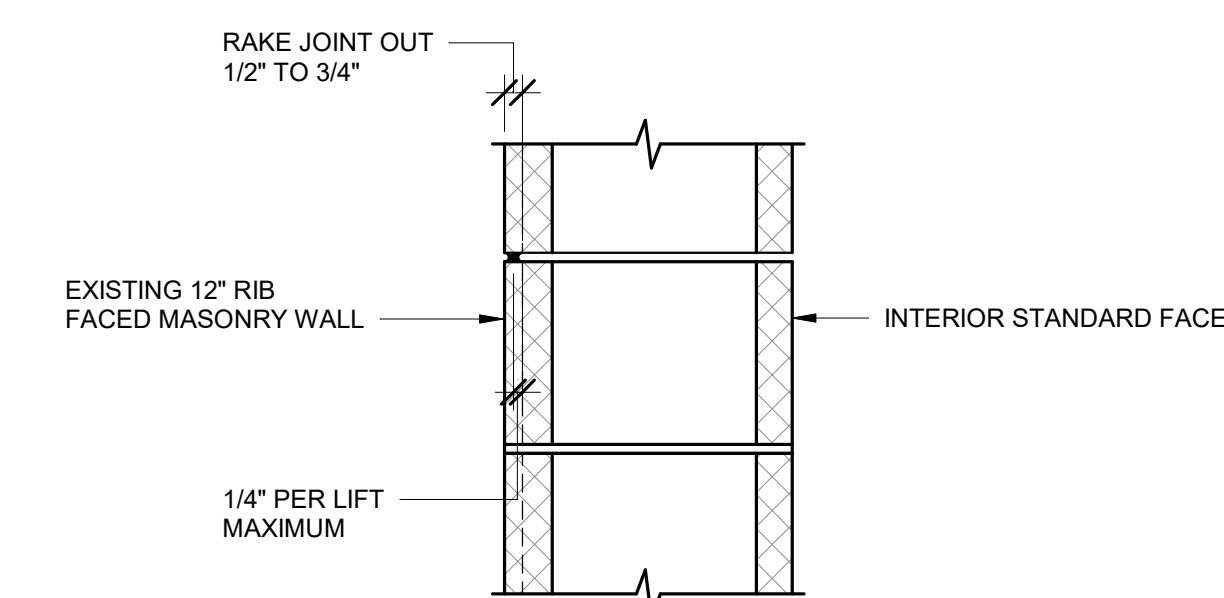
CAD DWG FILE: S-400
DRAWN BY: GEB
CHECKED BY: KJM
DESIGNED BY: WAC

SHEET TITLE:
**WALL REPAIR
DETAILS**

SHEET NUMBER:

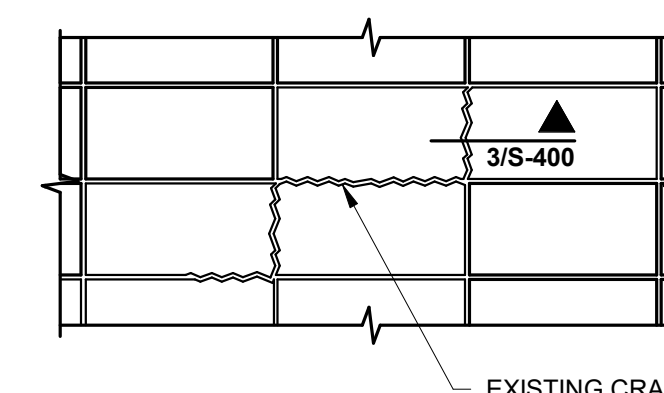
S-400

18 OF 18 SHEETS
February 9, 2024



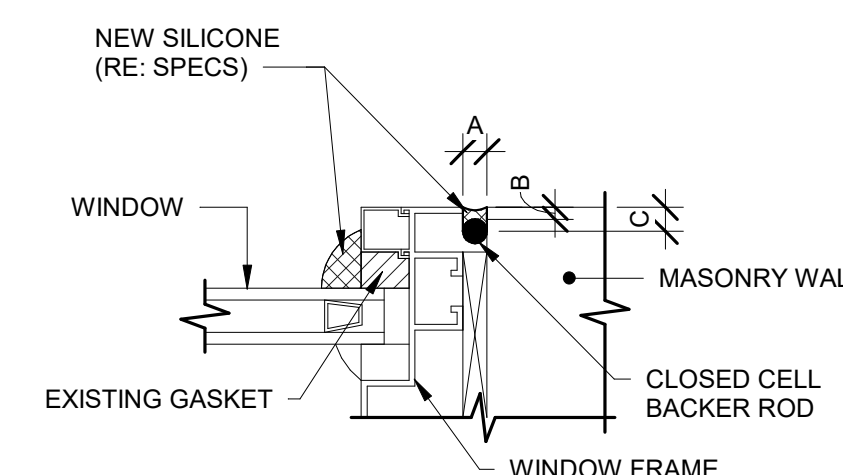
RE-POINTING - RAKE OUT MORTAR JOINTS TO BE RE-POINTED TO A DEPTH OF 1/2" MIN. AND 3/4" MAXIMUM.
RINSE OUT JOINT PRIOR TO INSTALLING TYPE 'N' POINTING MORTAR.
PLACE POINTING IN LIFTS OF 1/4" MAXIMUM THICKNESS.
PLACE SUBSEQUENT LIFTS ONLY WHEN PREVIOUS LIFT IS THUMBPRINT HARD.
STRIKE OFF NEW TUCKPOINTING MORTAR TO MATCH CONTOUR OF EXISTING JOINTS.
PAINT JOINTS TO MATCH EXISTING PAINT IN COLOR AND TEXTURE.
RE: SPEC. 044200

3 DETAIL FOR CMU RE-POINTING (TYPICAL)
N.T.S.



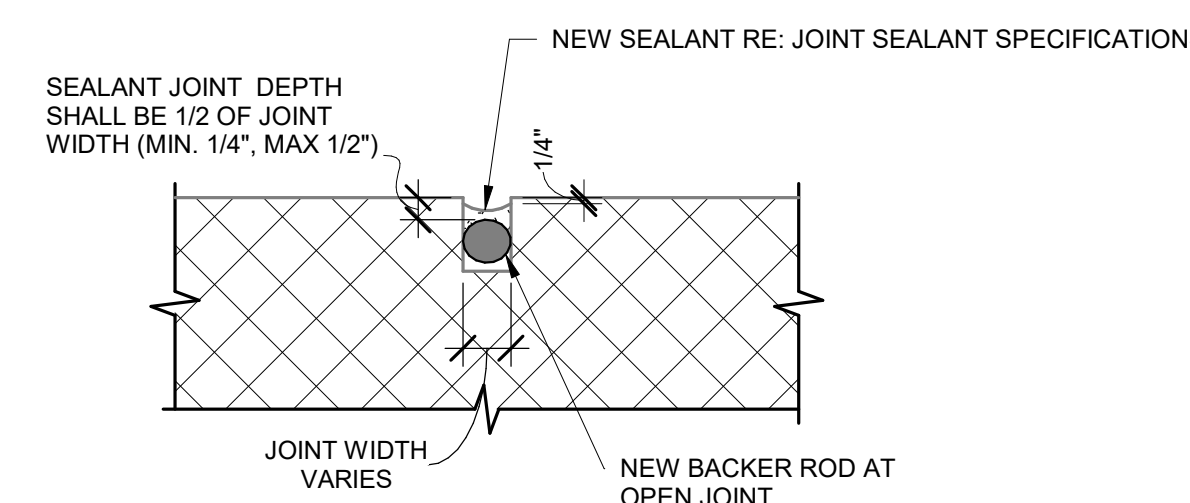
NOTES:
1. CONTRACTOR TO DEFINE AREAS OF DAMAGED MORTAR JOINTS FOR REVIEW BY ENGINEER OF RECORDS.
2. CONTRACTOR TO PROTECT SURROUNDING MORTAR JOINTS, CMU AND EXISTING COATING DURING REPAIRS.
3. DURING CURING PROCESS OF INSTALLED RE-POINTED JOINTS CONTRACTOR TO KEEP MORTAR MATERIAL MOIST PER MANUFACTURERS RECOMMENDATIONS.

6 TYPICAL INTERIOR WALL CRACK REPAIR
N.T.S.



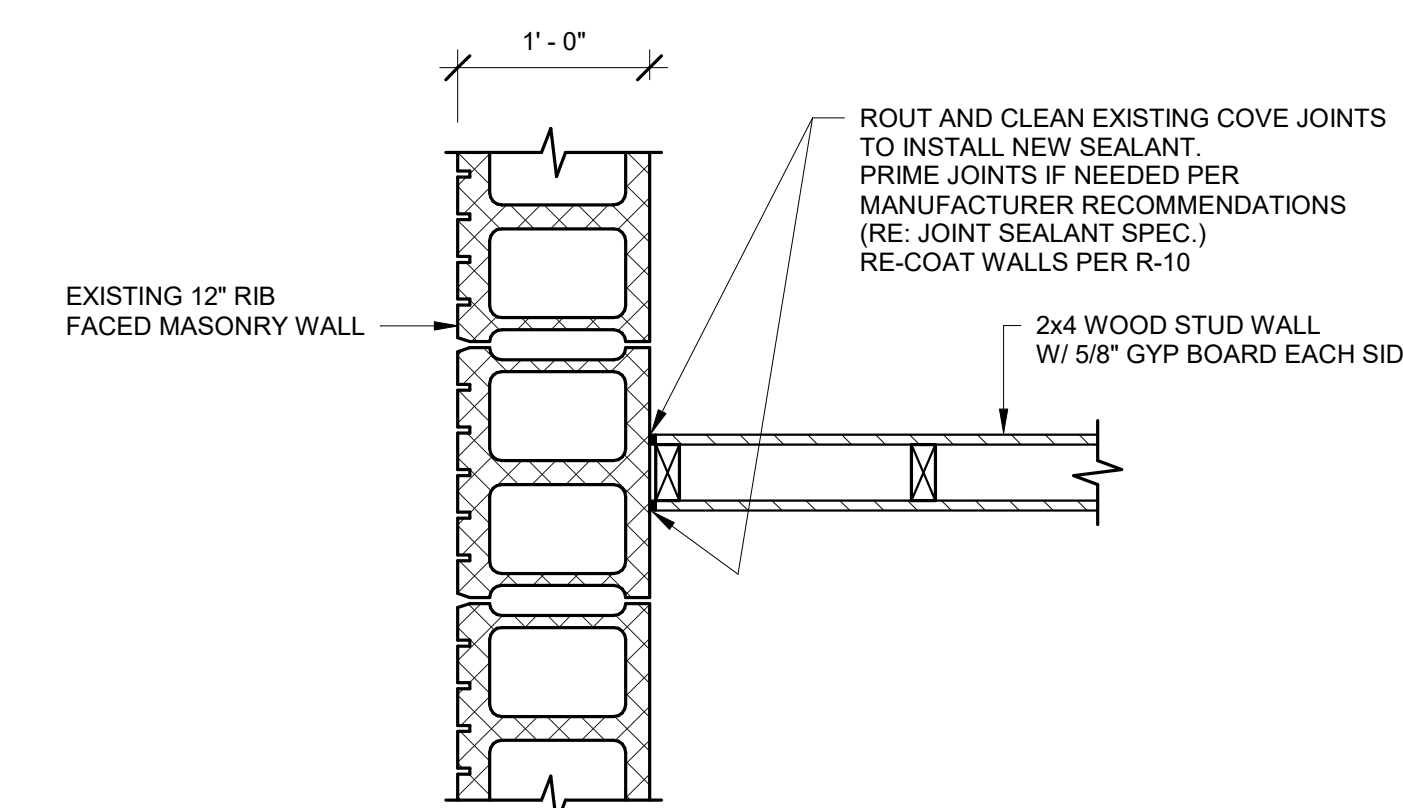
NOTES:
1. EXTERIOR PERIMETER SELANT JOINT
A. DIMENSION A MUST BE AT LEAST 1/4"
B. DIMENSION B MUST BE AT LEAST 1/8"
C. DIMENSION C MUST BE AT LEAST 1/4"
D. RATIO OF A/B SHOULD BE 2:1 MINIMUM.
E. JOINT SURFACE TOLLED.
F. DIMENSION B SUGGESTED MAIMUM = 1/2"
2. GLAZING JOINTS:
A. ADHESION CONTACT AREA ON GLASS AND METAL IS AT LEAST 1/4"
B. CLEAN ALL SUBSTRATES PER MANUFACTURER'S RECOMMENDATIONS.
C. RE: SPEC. 079200

5 TYPICAL SEALANT JOINT AT WINDOWS
N.T.S.

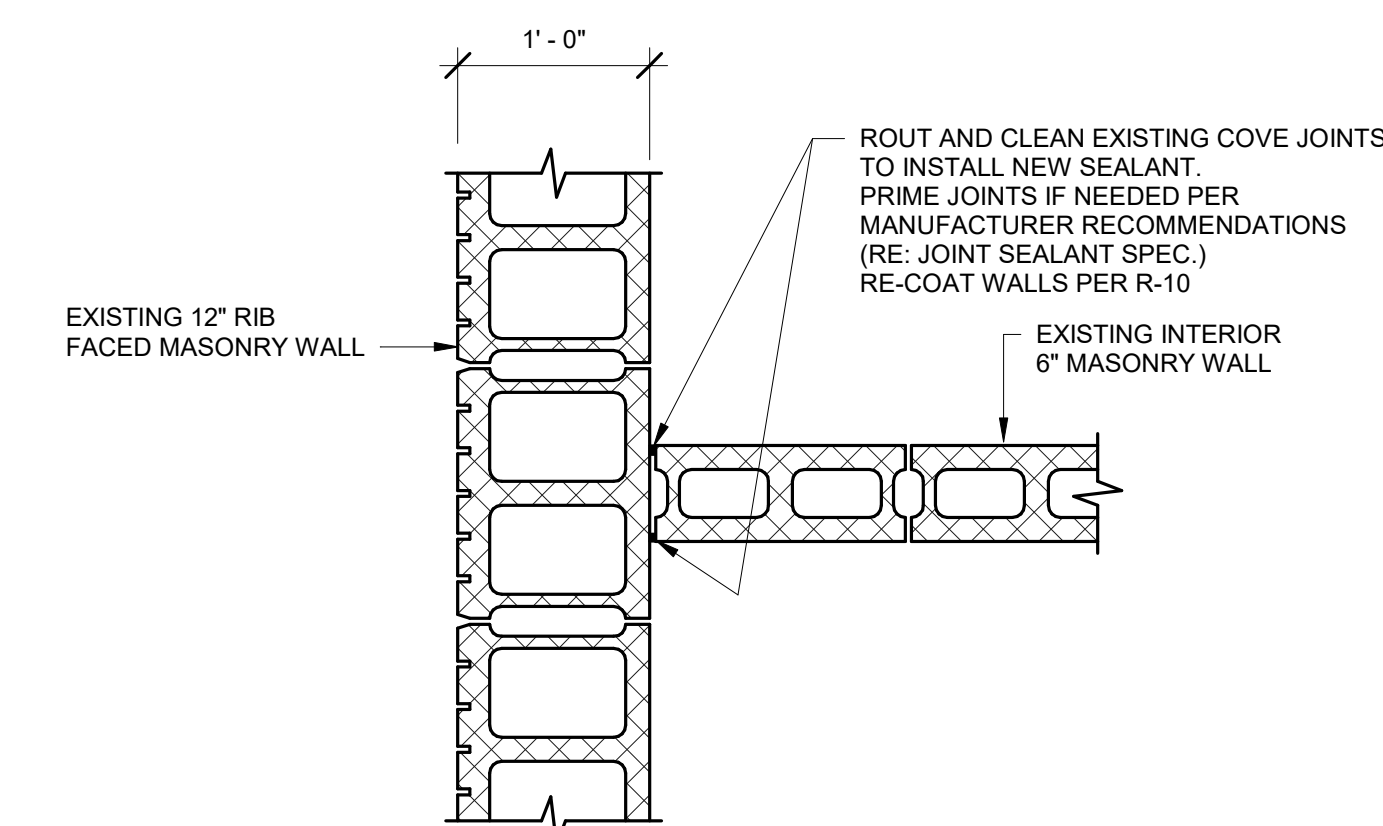


INSTALLATION NOTES:
1. REMOVE EXISTING SEALANT AND BACKER ROD, IF EXISTS.
2. PREP AND PRIME SURFACES TO RECEIVE NEW SEALANT IN ACCORDANCE WITH MANUFACTURER'S WRITTEN INSTRUCTIONS.
3. INSTALL BACKER RODS AT OPEN JOINTS (HORIZONTALLY) OR BOND BREAKER TAPE AT CLOSED JOINTS (HORIZONTALLY AND VERTICALLY), AND APPLY PRIMER IF REQUIRED BY MANUFACTURER.
4. INSTALL NEW SEALANT (RE: GENERAL NOTES)
5. RE: SPEC. 079200

4 TYPICAL SEALANT JOINT
N.T.S.



2 TYPICAL INTERIOR WALL JOINT REPAIR
N.T.S.



1 TYPICAL INTERIOR WALL JOINT REPAIR
N.T.S.