

# Change In Scope Re-Bid: Upgrade Fire Alarm and Security Systems Center for Behavioral Medicine Kansas City, Missouri

---



MECH/ELEC ENGINEER: IMEG, CORP.  
1600 BALTIMORE, SUITE 300  
KANSAS CITY, MISSOURI 64108  
Mo Certificate of Authority #F001325536

OWNER: STATE OF MISSOURI  
MICHAEL L. PARSON,  
GOVERNOR  
DEPARTMENT OF MENTAL HEALTH

PROJECT NUMBER: M1903-01

PROJECT  
MANAGEMENT: OFFICE OF ADMINISTRATION  
DIVISION OF FACILITIES MANAGEMENT,  
DESIGN AND CONSTRUCTION

SITE NUMBER: 7360  
FACILITY NUMBER: 6517360003

SHEET NUMBER:

**G-001**

1 OF 70 SHEETS  
JULY 1, 2022

SHEET LIST

GENERAL

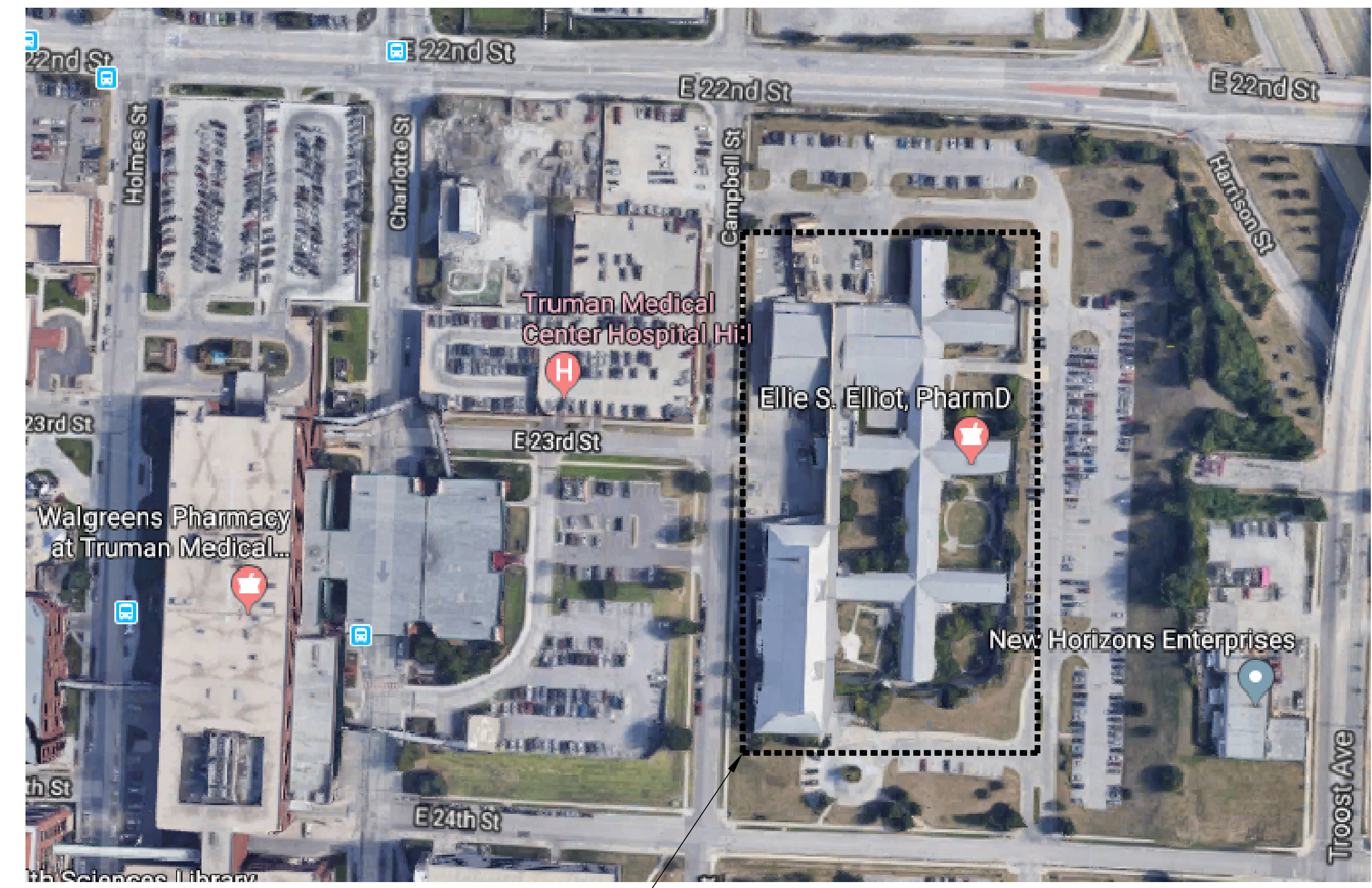
- G-001 COVER SHEET
- G-002 LOCATION MAP AND SHEET LIST

ELECTRICAL

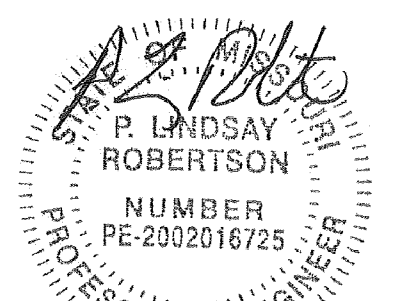
- E-001 ELECTRICAL SYMBOLS LIST & ABBREVIATIONS
- EP-101 POWER NEW FLOOR PLAN LEVEL 1
- EP-102 POWER NEW FLOOR PLAN LEVEL 1
- EP-105 POWER NEW FLOOR PLAN LEVEL 2
- EP-107 POWER NEW FLOOR PLAN LEVEL 2
- EP-109 POWER NEW FLOOR PLAN LEVEL 3
- EP-111 POWER NEW FLOOR PLAN LEVEL 3
- EP-112 POWER NEW FLOOR PLAN LEVEL 4

- DF-101 FIRE ALARM DEMO FLOOR PLAN LEVEL 1
- DF-102 FIRE ALARM DEMO FLOOR PLAN LEVEL 1
- DF-103 FIRE ALARM DEMO FLOOR PLAN LEVEL 2
- DF-104 FIRE ALARM DEMO FLOOR PLAN LEVEL 2
- DF-105 FIRE ALARM DEMO FLOOR PLAN LEVEL 2
- DF-106 FIRE ALARM DEMO FLOOR PLAN LEVEL 2
- DF-107 FIRE ALARM DEMO FLOOR PLAN LEVEL 2
- DF-108 FIRE ALARM DEMO FLOOR PLAN LEVEL 3
- DF-109 FIRE ALARM DEMO FLOOR PLAN LEVEL 3
- DF-110 FIRE ALARM DEMO FLOOR PLAN LEVEL 3
- DF-111 FIRE ALARM DEMO FLOOR PLAN LEVEL 3
- DF-112 FIRE ALARM DEMO FLOOR PLAN LEVEL 4
- DF-113 FIRE ALARM DEMO FLOOR PLAN LEVEL 5
- DF-114 FIRE ALARM DEMO FLOOR PLAN LEVEL 6
- EF-101 FIRE ALARM NEW FLOOR PLAN LEVEL 1
- EF-102 FIRE ALARM NEW FLOOR PLAN LEVEL 1
- EF-103 FIRE ALARM NEW FLOOR PLAN LEVEL 2
- EF-104 FIRE ALARM NEW FLOOR PLAN LEVEL 2
- EF-105 FIRE ALARM NEW FLOOR PLAN LEVEL 2
- EF-106 FIRE ALARM NEW FLOOR PLAN LEVEL 2
- EF-107 FIRE ALARM NEW FLOOR PLAN LEVEL 2
- EF-108 FIRE ALARM NEW FLOOR PLAN LEVEL 3
- EF-109 FIRE ALARM NEW FLOOR PLAN LEVEL 3
- EF-110 FIRE ALARM NEW FLOOR PLAN LEVEL 3
- EF-111 FIRE ALARM NEW FLOOR PLAN LEVEL 3
- EF-112 FIRE ALARM NEW FLOOR PLAN LEVEL 4
- EF-113 FIRE ALARM NEW FLOOR PLAN LEVEL 5
- EF-114 FIRE ALARM NEW FLOOR PLAN LEVEL 6
- EF-501 FIRE ALARM DEMO RISER DIAGRAM
- EF-502 FIRE ALARM NEW RISER DIAGRAM


- DS-100 SECURITY DEMO FLOOR PLAN SITE
- DS-101 SECURITY DEMO FLOOR PLAN LEVEL 1
- DS-102 SECURITY DEMO FLOOR PLAN LEVEL 1
- DS-103 SECURITY DEMO FLOOR PLAN LEVEL 2
- DS-104 SECURITY DEMO FLOOR PLAN LEVEL 2
- DS-105 SECURITY DEMO FLOOR PLAN LEVEL 2
- DS-106 SECURITY DEMO FLOOR PLAN LEVEL 2
- DS-107 SECURITY DEMO FLOOR PLAN LEVEL 2
- DS-108 SECURITY DEMO FLOOR PLAN LEVEL 3
- DS-109 SECURITY DEMO FLOOR PLAN LEVEL 3
- DS-110 SECURITY DEMO FLOOR PLAN LEVEL 3
- DS-111 SECURITY DEMO FLOOR PLAN LEVEL 3
- DS-112 SECURITY DEMO FLOOR PLAN LEVEL 4
- DS-113 SECURITY DEMO FLOOR PLAN LEVEL 5
- DS-114 SECURITY DEMO FLOOR PLAN LEVEL 6
- ES-100 SECURITY NEW FLOOR PLAN SITE
- ES-101 SECURITY NEW FLOOR PLAN LEVEL 1
- ES-102 SECURITY NEW FLOOR PLAN LEVEL 1
- ES-103 SECURITY NEW FLOOR PLAN LEVEL 2
- ES-104 SECURITY NEW FLOOR PLAN LEVEL 2
- ES-105 SECURITY NEW FLOOR PLAN LEVEL 2
- ES-106 SECURITY NEW FLOOR PLAN LEVEL 2
- ES-107 SECURITY NEW FLOOR PLAN LEVEL 2
- ES-108 SECURITY NEW FLOOR PLAN LEVEL 3
- ES-109 SECURITY NEW FLOOR PLAN LEVEL 3
- ES-110 SECURITY NEW FLOOR PLAN LEVEL 3
- ES-111 SECURITY NEW FLOOR PLAN LEVEL 3
- ES-112 SECURITY NEW FLOOR PLAN LEVEL 4
- ES-113 SECURITY NEW FLOOR PLAN LEVEL 5
- ES-114 SECURITY NEW FLOOR PLAN LEVEL 6



PROJECT AREA



P. Lindsay Robertson  
Missouri # 2002016725



OFFICE OF ADMINISTRATIO  
DIVISION OF FACILITIES  
MANAGEMENT,  
DESIGN AND CONSTRUCTIO

DEPARTMENT OF  
MENTAL HEALTH

CHANGE IN SCOPE RE-BID:  
UPGRADE FIRE ALARM  
AND SECURITY SYSTEMS

CENTER FOR BEHAVIORAL  
MEDICINE  
KANSAS CITY, MO

PROJECT # M1903-01  
SITE # 7360  
FACILITY # 6517360003

REVISION: \_\_\_\_\_  
DATE: \_\_\_\_\_  
REVISION: \_\_\_\_\_  
DATE: \_\_\_\_\_  
REVISION: \_\_\_\_\_  
DATE: \_\_\_\_\_  
ISSUE DATE: 07/01/2022

CAD DWG FILE: G002.DWG  
DRAWN BY: BWC/MWM  
CHECKED BY: PLR  
DESIGNED BY: PLR

SHEET TITLE:  
LOCATION MAP  
AND SHEET LIST

SHEET NUMBER:

G-002

2 OF 70 SHEETS  
07/01/2022

SURVEILLANCE CAMERA SCHEDULE	
CAMERA TYPE	DESCRIPTION
A	EXISTING-TO-REMAIN I.P. CEILING MOUNT DOME CAMERA WITH AUDIO, PELCO SARIX MODEL.
B	EXISTING-TO-REMAIN I.P. DOME CAMERA.
C	EXISTING-TO-REMAIN ONCAM 360-DEGREE CEILING-MOUNT DOME CAMERA.
D	OUTDOOR 360-DEGREE VIEW BUILDING MOUNT CAMERA, 20 MP.
E	INDOOR DOME CAMERA, 2 MP.
F	OUTDOOR DOME CAMERA, 2 MP.
G	INDOOR/OUTDOOR DOME CAMERA, 2 MP.
H	OUTDOOR 360-DEGREE VIEW POLE-MOUNT CAMERA, 20 MP.
J	INDOOR DOME CAMERA, 2 MP, WITH AUDIO.
K	EXISTING-TO-REMAIN OUTDOOR I.P. CAMERA.

## ELECTRICAL SYMBOLS LIST

(ALL MAY NOT APPLY)

### POWER SYMBOLS

	HOMERUN TO SOURCE AS NOTED
	CONDUIT IN WALL OR CEILING CONSTRUCTION WITH ONE PHASE WIRE, ONE NEUTRAL WIRE AND ONE GROUND WIRE
	CONDUIT IN FLOOR OR BELOW GRADE CONSTRUCTION WITH ONE PHASE WIRE, ONE NEUTRAL WIRE AND ONE GROUND WIRE
	CONDUIT WITH WIRING (TWO PHASE WIRES, NEUTRAL AND GROUND WIRE)
	CONDUIT WITH #10 WIRE THROUGHOUT ENTIRE CIRCUIT
	PARTIAL CIRCUIT, HOMERUN TO SOURCE AS NOTED
	LOW VOLTAGE WIRING
	EXISTING CONDUIT WITH NEW WIRE
	PANELBOARD (DOUBLE LINE INDICATES FRONT OF PANELBOARD)
	JUNCTION BOX
	WALL MOUNTED JUNCTION BOX
	JUNCTION BOX MOUNTED OVER CEILING

### FIRE ALARM SYMBOLS

	MANUAL PULL STATION - KEYED
	WALL MOUNTED FIRE ALARM SPEAKER
	COMBINATION PULLSTATION/HORN
	SMOKE DETECTOR
	SMOKE DETECTOR - LOOKABLE BASE
	SMOKE DETECTOR - DUCT MOUNTED
	HEAT DETECTOR
	HEAT DETECTOR - LOOKABLE BASE
	DOOR HOLDER - WALL MOUNTED
	DOOR HOLDER - FLOOR MOUNTED
	DOOR CLOSER
	FAN SHUT-DOWN RELAY
	SPRINKLER FLOW SWITCH
	SPRINKLER VALVE TAMPER SWITCH
	VISUAL/AUDIBLE ALARM - NUMBER INDICATES CANDELA OUTPUT, LACK OF NUMBER INDICATES 15/75 CANDELA OUTPUT
	VISUAL ALARM - NUMBER INDICATES CANDELA OUTPUT, LACK OF NUMBER INDICATES 15/75 CANDELA OUTPUT
	24 VDC CONTROL RELAY
	POST INDICATOR VALVE
	FIRE ALARM CONTROL PANEL (DOUBLE LINE INDICATES FRONT OF PANEL)
	FIRE ALARM ANNUCIATOR (DOUBLE LINE INDICATES FRONT OF PANEL)
	FIRE ALARM EXTENDER/POWER PANEL (DOUBLE LINE INDICATES FRONT OF PANEL)
	ADDRESSABLE INTERFACE MODULE
	ADDRESSABLE INTERFACE MODULE WITH RELAY
	LOOP ISOLATOR MODULE
	TAMPER-PROOF DEVICE

### SECURITY SYMBOLS

	SECURITY SURVEILLANCE CAMERA WITH CATEGORY 5E CABLE AND CONNECTION, REFERENCE CAMERA SCHEDULE THIS SHEET. FURNISH AND INSTALL WITH ALL MOUNTING HARDWARE AND ROUGH-IN AS REQUIRED. PROVIDE NEW CATEGORY 5E CABLE AND CONNECTION TO ALL NEW AND EXISTING-TO-REMAIN CAMERAS.
	ELECTROMAGNETIC LOCK.
	DOOR POSITION SWITCH.
	CARD READER.
	CARD READER WITH KEYPAD.
	PUSH-BUTTON REQUEST TO EXIT DEVICE.
	PUSH-BUTTON.
	SECURITY NETWORK OUTLET, SINGLE-GANG WITH QUANTITY OF CATEGORY 5e CABLES AND JACKS AS NOTED ON DRAWINGS. TERMINATE FAR END OF CABLE(S) ON RACK-MOUNT CATEGORY 5e PATCH PANEL ADJACENT TO SECURITY P.O.E. SWITCH.
	POWER SUPPLY.
	ACCESS CONTROL PANEL/CABINET.
	ACCESS CONTROL SYSTEM WORKSTATION.
	COMPUTER WORKSTATION.
	KEY SWITCH.



### ABBREVIATIONS

A.F.F.	ABOVE FINISHED FLOOR.
A.F.G.	ABOVE FINISHED GRADE.
MP	MEGAPIXEL, VIDEO RESOLUTION.

### GENERAL NOTES

(THESE NOTES APPLY TO ALL ELECTRICAL SHEETS)

- COORDINATE ALL WORK WITH OTHER TRADES.
- CONTRACTOR SHALL COORDINATE ALL SHUT DOWNS WITH OWNER. NO SHUT DOWNS SHALL BE PERFORMED WITHOUT RECEIVING PRIOR APPROVAL FROM OWNER.
- AFTER COMPLETION OF NEW WORK REMOVE ALL TEMPORARY EQUIPMENT, CONDUIT, AND WIRING NOT REQUIRED TO REMAIN.
- CONTRACTOR SHALL FIELD VERIFY ALL EXISTING CONDITIONS PRIOR TO BEGINNING ANY WORK.
- ALL EXISTING ITEMS REMOVED DURING DEMOLITION SHALL BE TURNED OVER TO OWNER. THE CONTRACTOR SHALL BE RESPONSIBLE FOR MOVING THE ITEMS TO A STORAGE LOCATION AS DETERMINED BY THE OWNER. ANY ITEMS THAT ARE NOT TO BE KEPT BY THE OWNER SHALL BE DISPOSED OF BY THE CONTRACTOR. COORDINATE ITEMS TO BE KEPT BY OWNER PRIOR TO DISPOSAL.
- DISCONNECT AND REMOVE ALL EXISTING DEVICES AND EQUIPMENT SHOWN DARK AND DASHED ON THE DEMOLITION PLANS. DEVICES SHOWN LIGHT ARE EXISTING TO REMAIN.
- THE CONTRACTOR SHALL VERIFY THE OPERATION OF ALL DEVICES THAT ARE EXISTING TO REMAIN. ALL NON-OPERATIONAL DEVICES SHALL BE BROUGHT TO THE ATTENTION OF THE OWNER AND DESIGN ENGINEER FOR FURTHER DIRECTION.
- ALL CONDUIT, WIRING, DEVICES AND EQUIPMENT TO BE REMOVED MAY NOT BE SHOWN. HOWEVER, ALL ITEMS NOT REQUIRED TO REMAIN SHALL BE REMOVED.
- ALL LOW-VOLTAGE ELECTRICAL AND SECURITY CONNECTIONS ON THE SITE OR EXTERIOR OF BUILDING, SHALL BE MADE USING WATERPROOF CONNECTORS.
- FIRE ALARM CONTRACTOR SHALL COORDINATE WITH SECURITY CONTRACTOR AND SHALL PROVIDE CONNECTIONS FROM DOOR CONTROLLERS TO FIRE ALARM SYSTEM WHERE REQUIRED.
- ALL EXISTING-TO-REMAIN SECURITY CAMERAS WITH CAT 5E CABLE TERMINATED AT ABOVE CEILING SWITCHES, SHALL BE REMOVED IN ITS ENTIRETY BY THIS CONTRACTOR AND REPLACED WITH NEW CAT 5E CABLE TERMINATED ON RACK-MOUNT PATCH PANEL.
- REMOVE ALL EXISTING COAXIAL AND CATEGORY 5E CAMERA CABLES WHICH ARE NOT PLANNED FOR RE-USE, IN THEIR ENTIRETY FROM CAMERA TO CABLE ORIGINATION POINT.
- COORDINATE EXACT MOUNTING LOCATIONS OF NEW CAMERAS AND CARD READERS WITH OWNER.
- COORDINATE ALL CAMERA VIEWING ANGLES AND FIELDS OF VIEW WITH OWNER.
- RE-USE EXISTING SECURITY BACKBOXES AND CONDUITS WHERE AVAILABLE.
- ROUTE AND SUPPORT SECURITY CABLES ABOVE ACCESSIBLE CEILINGS AND IN OPEN CEILING AREAS, VIA EXISTING LOW VOLTAGE J-HOOK PATHWAYS WHERE AVAILABLE. WHERE EXISTING PATHWAYS ARE NOT AVAILABLE, PROVIDE J-HOOK SUPPORTS ANCHORED TO BUILDING STRUCTURE ON MAXIMUM 60"-SPANS WITH MINIMUM 6" CLEARANCE ABOVE CEILING. NEW CABLING AND J-HOOKS SHALL NOT BE SUPPORTED IN ANY FASHION FROM SPRINKLER PIPING. CONTRACTOR SHALL NOTIFY OWNER OF ANY OBSERVED EXISTING CABLING CURRENTLY SUPPORTED FROM SPRINKLER PIPING.
- ALL CABLING INSTALLED OUTDOORS SHALL BE RATED FOR WET/OUTDOOR USE.
- WHERE DEVICES ARE DEMO'D AND NOT REPLACED IN SAME LOCATION, PROVIDE BLANK-OFF FACEPLATE WHERE MOUNTING IS AVAILABLE, OR PATCH AND PAINT VIA OWNER-FURNISHED PAINT WHERE SUCH MOUNTING IS NOT AVAILABLE.
- ALL CABLING INSTALLED IN OPEN PATHWAYS (PATHWAYS OTHER THAN CONDUIT FOR ENTIRE LENGTH OF CABLE) SHALL BE CMP-PLENUM RATED.
- AT ALL ELECTRONIC ACCESS CONTROL LOCATIONS WHERE NEW CABLING IS REQUIRED FROM ACCESS CONTROL PANEL, PROVIDE POWER SUPPLY CONNECTION IN SAME ROOM WITH ACCESS CONTROL PANEL. ONLY RE-USE ABOVE-CEILING POWER SUPPLIES AT DOORS WHERE NEW CABLING IS NOT REQUIRED AND/OR WHERE IN-RUSH CURRENT OF EXIT HARDWARE REQUIRES A LOCAL POWER SUPPLY.
- ALL EXISTING FIRE ALARM LOOP ISOLATOR MODULES WITHIN FACILITY SHALL BE REMOVED AND NOT REPLACED. APPROXIMATE LOCATIONS HAVE BEEN SHOWN ON PLANS, BUT EXACT LOCATIONS SHALL BE FIELD VERIFIED. ANY ASSOCIATED CABLING, CONDUIT AND/OR BACK BOXES NOT REQUIRED TO REMAIN SHALL BE REMOVED.
- IN FINISHED AREAS, NEITHER SURFACE-MOUNT RACEWAYS NOR EXPOSED CABLING ARE ALLOWED. PROVIDE ROUGH-IN (BACK-BOXES, CONDUIT AND JUNCTION BOXES) CUT INTO WALL AND PATCH, AND PAINT WITH OWNER-FURNISHED PAINT.



OFFICE OF ADMINISTRATIO  
DIVISION OF FACILITIES  
MANAGEMENT,  
DESIGN AND CONSTRUCTIO

DEPARTMENT OF  
MENTAL HEALTH

CHANGE IN SCOPE RE-BID:  
UPGRADE FIRE ALARM  
AND SECURITY SYSTEMS

CENTER FOR BEHAVIORAL  
MEDICINE  
KANSAS CITY, MO

PROJECT # M1903-01  
SITE # 7360  
FACILITY # 6517360003

REVISION: \_\_\_\_\_  
DATE: \_\_\_\_\_  
REVISION: \_\_\_\_\_  
DATE: \_\_\_\_\_  
REVISION: \_\_\_\_\_  
DATE: \_\_\_\_\_  
ISSUE DATE: 07/01/2022

CAD DWG FILE: E001.DWG  
DRAWN BY: BWC/MWM  
CHECKED BY: PLR  
DESIGNED BY: PLR


SHEET TITLE:

ELECTRICAL  
SYMBOLS LIST &  
ABBREVIATIONS


SHEET NUMBER:

E-001

3 OF 70 SHEETS  
07/01/2022



P. Lindsay Robertson  
Missouri # 2002016725  
07/01/2022



OFFICE OF ADMINISTRATIO  
DIVISION OF FACILITIES  
MANAGEMENT,  
DESIGN AND CONSTRUCTIO

DEPARTMENT OF  
MENTAL HEALTH

CHANGE IN SCOPE RE-BID:  
UPGRADE FIRE ALARM  
AND SECURITY SYSTEMS

CENTER FOR BEHAVIORAL  
MEDICINE  
KANSAS CITY, MO

PROJECT # M1903-01  
SITE # 7360  
FACILITY # 6517360003

REVISION: \_\_\_\_\_  
DATE: \_\_\_\_\_  
REVISION: \_\_\_\_\_  
DATE: \_\_\_\_\_  
REVISION: \_\_\_\_\_  
DATE: \_\_\_\_\_  
ISSUE DATE: 07/01/2022

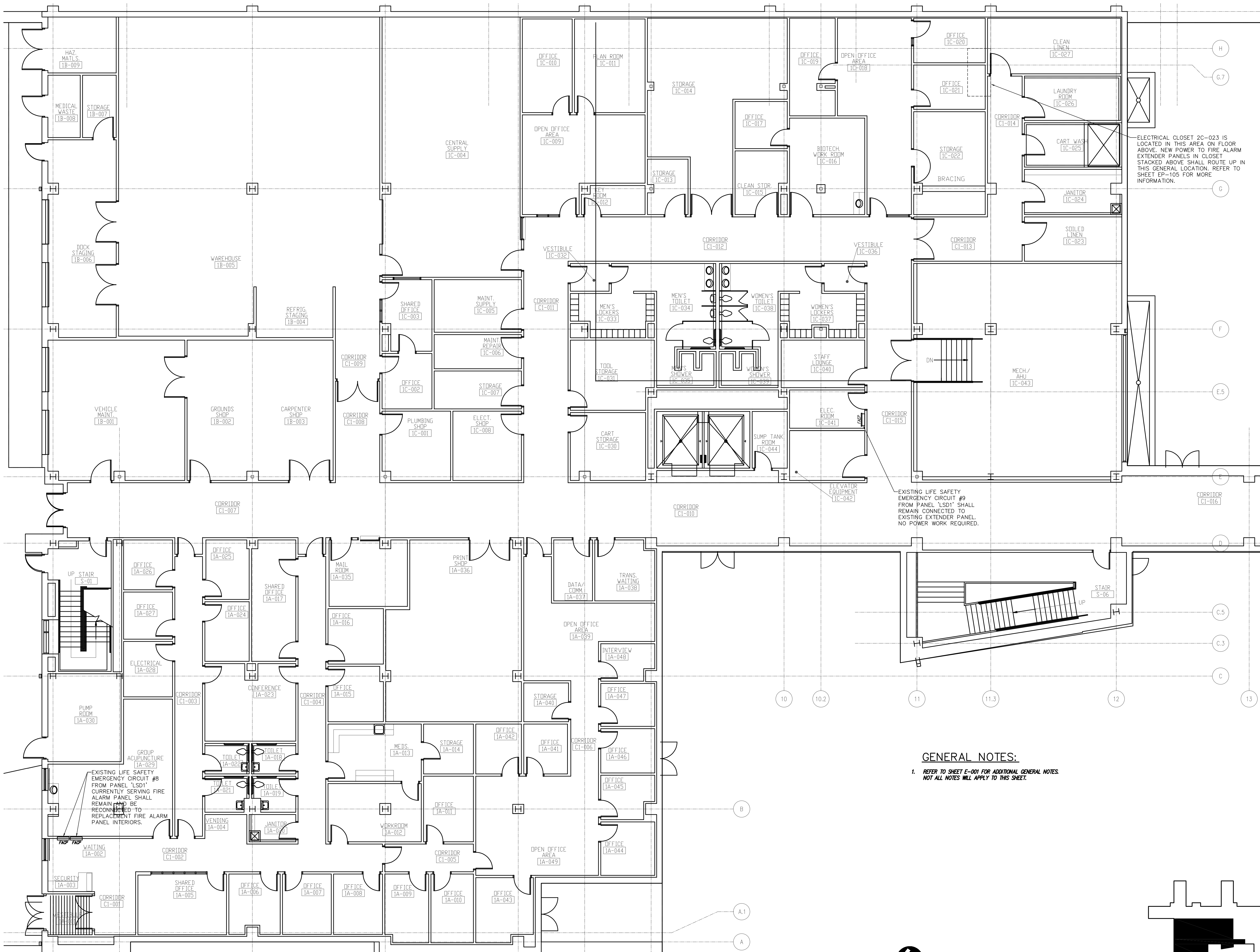
CAD DWG FILE: EP101.DWG  
DRAWN BY: BWC/MWM  
CHECKED BY: PLR  
DESIGNED BY: PLR

SHEET TITLE:  
POWER NEW  
FLOOR PLAN  
LEVEL 1

SHEET NUMBER:

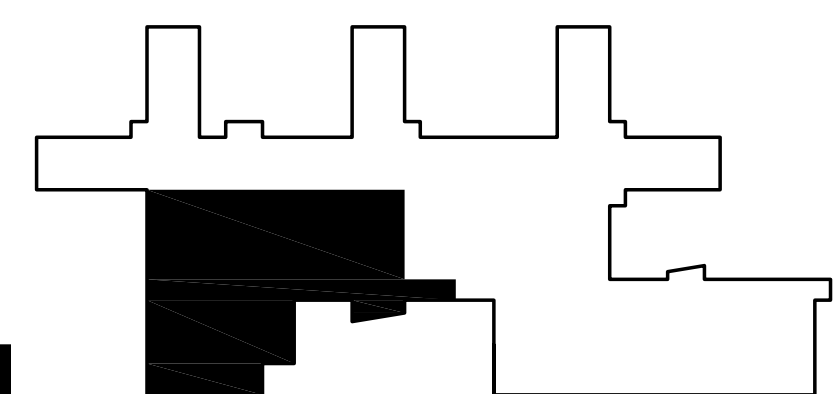
EP-101


4 OF 70 SHEETS  
07/01/2022



**GENERAL NOTES:**  
1. REFER TO SHEET E-001 FOR ADDITIONAL GENERAL NOTES.  
NOT ALL NOTES WILL APPLY TO THIS SHEET.

Power Floor Plan Level 1 - Area A **1**  
Scale: 1/8" = 1'-0"





P. Lindsay Robertson  
Missouri # 2002016725



1600 Baltimore, Suite 300  
Kansas City, MO 64108

OFFICE OF ADMINISTRATIVE  
DIVISION OF FACILITIES  
MANAGEMENT,  
DESIGN AND CONSTRUCTION

DEPARTMENT OF  
MENTAL HEALTH

CHANGE IN SCOPE RE-BID:  
UPGRADE FIRE ALARM  
AND SECURITY SYSTEMS

CENTER FOR BEHAVIORAL  
MEDICINE  
KANSAS CITY, MO

PROJECT # M1903-01  
SITE # 7360  
FACILITY # 6517360003

REVISION: \_\_\_\_\_  
DATE: \_\_\_\_\_  
REVISION: \_\_\_\_\_  
DATE: \_\_\_\_\_  
REVISION: \_\_\_\_\_  
DATE: \_\_\_\_\_  
ISSUE DATE: 07/01/2022

CAD DWG FILE: EP102.DWG  
DRAWN BY: BWC/MWM  
CHECKED BY: PLR  
DESIGNED BY: PLR

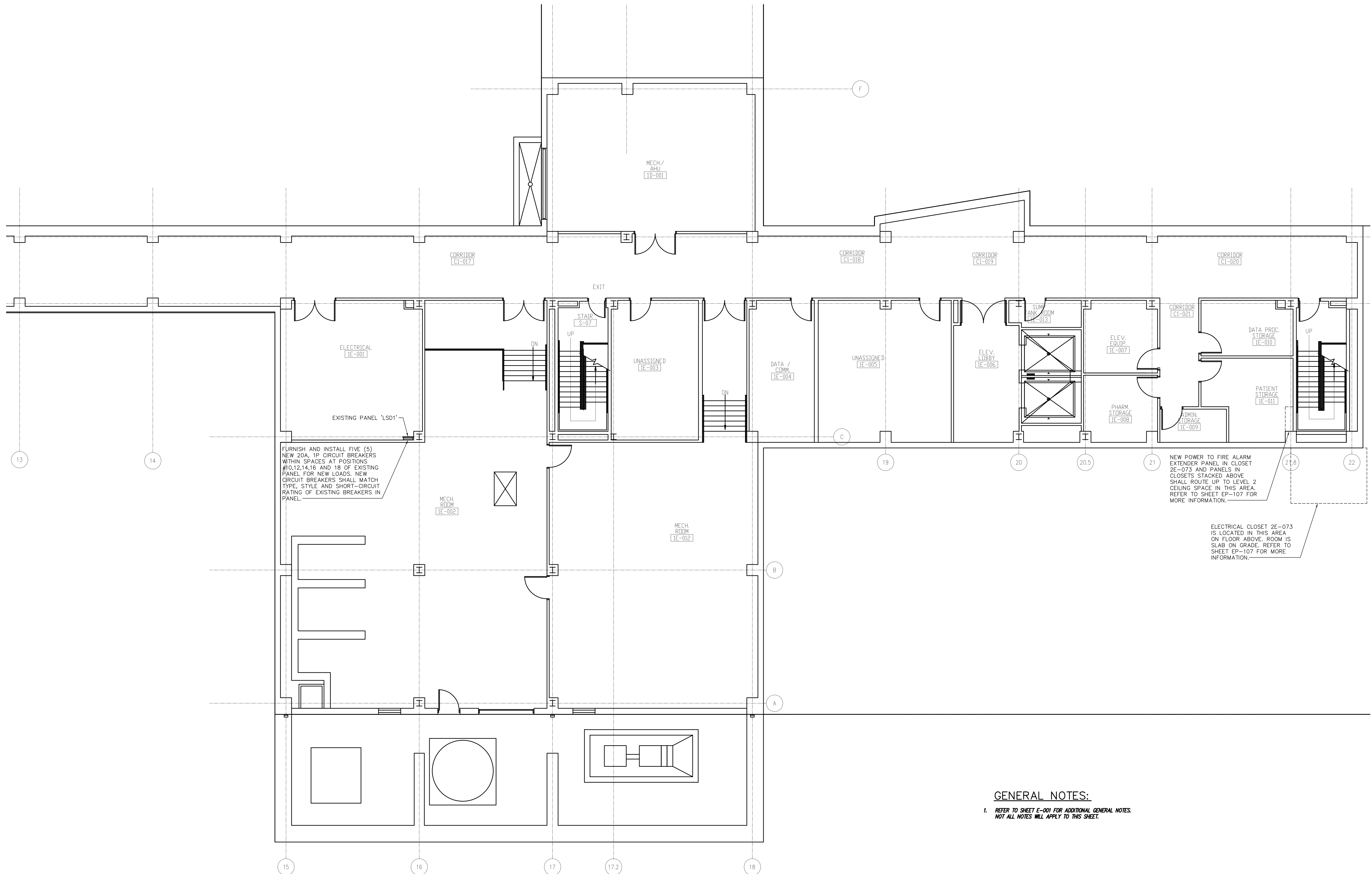
SHEET TITLE:

POWER NEW  
FLOOR PLAN  
LEVEL 1

SHEET NUMBER:

EP-102

5 OF 70 SHEETS  
07/01/2022



FURNISH AND INSTALL FIVE (5) NEW 20A, 1P CIRCUIT BREAKERS WITHIN SPACES AT POSITIONS #10,12,14,16 AND 18 OF EXISTING PANEL FOR NEW LOADS. NEW CIRCUIT BREAKERS SHALL MATCH TYPE, STYLE AND SHORT-CIRCUIT RATING OF EXISTING BREAKERS IN PANEL.

NEW POWER TO FIRE ALARM EXTENDER PANEL IN CLOSET 2E-073 AND PANELS IN CLOSETS STACKED ABOVE SHALL ROUTE UP TO LEVEL 2 CEILING SPACE IN THIS AREA. REFER TO SHEET EP-107 FOR MORE INFORMATION.

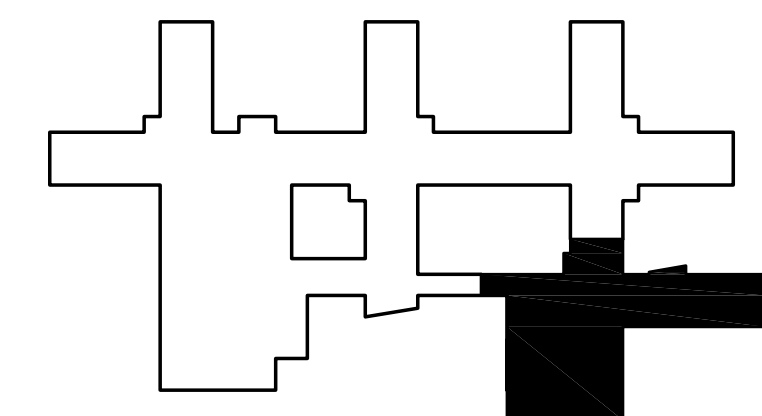
ELECTRICAL CLOSET 2E-073 IS LOCATED IN THIS AREA ON FLOOR ABOVE. ROOM IS SLAB ON GRADE. REFER TO SHEET EP-107 FOR MORE INFORMATION.


**GENERAL NOTES:**

1. REFER TO SHEET E-001 FOR ADDITIONAL GENERAL NOTES. NOT ALL NOTES WILL APPLY TO THIS SHEET.



Power Floor Plan Level 1 - Area E 1  
Scale: 1/8" = 1'-0"





P. Lindsay Robertson  
Missouri # 2002016725



OFFICE OF ADMINISTRATIO  
DIVISION OF FACILITIES  
MANAGEMENT,  
DESIGN AND CONSTRUCTIO

DEPARTMENT OF  
MENTAL HEALTH

CHANGE IN SCOPE RE-BID:  
UPGRADE FIRE ALARM  
AND SECURITY SYSTEMS

CENTER FOR BEHAVIORAL  
MEDICINE  
KANSAS CITY, MO

PROJECT # M1903-01  
SITE # 7360  
FACILITY # 6517360003

REVISION: \_\_\_\_\_  
DATE: \_\_\_\_\_  
REVISION: \_\_\_\_\_  
DATE: \_\_\_\_\_  
REVISION: \_\_\_\_\_  
DATE: \_\_\_\_\_  
ISSUE DATE: 07/01/2022

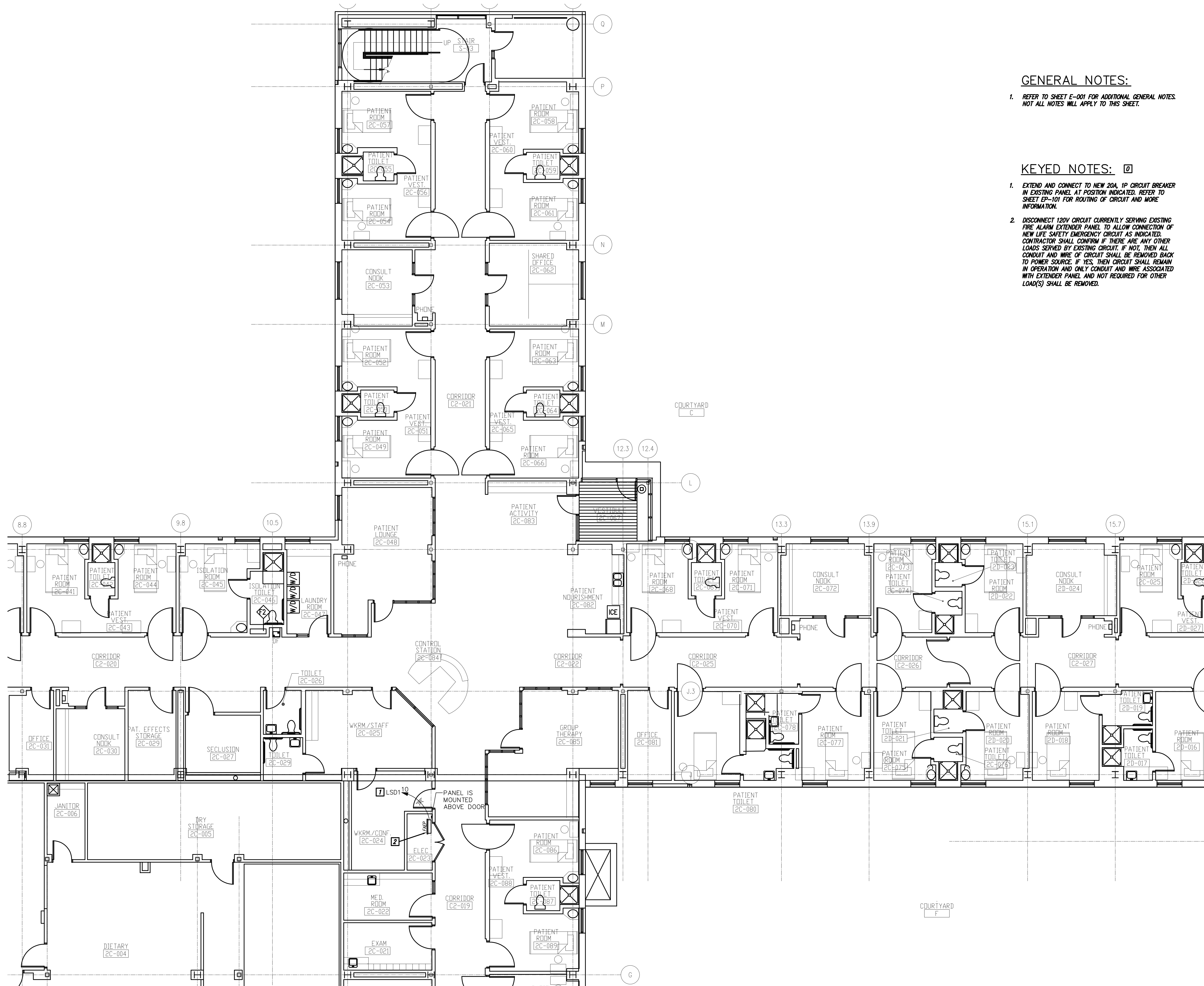
CAD DWG FILE: EP105.DWG  
DRAWN BY: BWC/MWM  
CHECKED BY: PLR  
DESIGNED BY: PLR

SHEET TITLE:  
**POWER NEW  
FLOOR PLAN  
LEVEL 2**

SHEET NUMBER:

**EP-105**

6 OF 70 SHEETS  
07/01/2022



**GENERAL NOTES:**

1. REFER TO SHEET E-001 FOR ADDITIONAL GENERAL NOTES. NOT ALL NOTES WILL APPLY TO THIS SHEET.

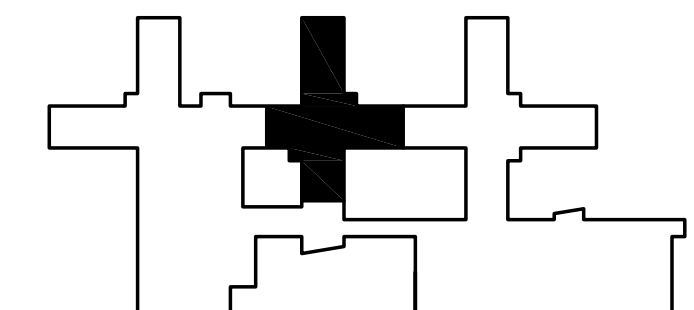
**KEYED NOTES:**


1. EXTEND AND CONNECT TO NEW 20A, 1P CIRCUIT BREAKER IN EXISTING PANEL AT POSITION INDICATED. REFER TO SHEET EP-101 FOR ROUTING OF CIRCUIT AND MORE INFORMATION.
2. DISCONNECT 120V CIRCUIT CURRENTLY SERVING EXISTING FIRE ALARM EXTENDER PANEL TO ALLOW CONNECTION OF NEW LIFE SAFETY EMERGENCY CIRCUIT AS INDICATED. CONTRACTOR SHALL CONFIRM IF THERE ARE ANY OTHER LOADS SERVED BY EXISTING CIRCUIT. IF NOT, THEN ALL CONDUIT AND WIRE OF CIRCUIT SHALL BE REMOVED BACK TO POWER SOURCE. IF YES, THEN CIRCUIT SHALL REMAIN IN OPERATION AND ONLY CONDUIT AND WIRE ASSOCIATED WITH EXISTING PANEL AND NOT REQUIRED FOR OTHER LOAD(S) SHALL BE REMOVED.



Power Floor Plan Level 2 - Area C

Scale: 1/8" = 1'-0"





P. Lindsay Robertson  
Missouri # 2002016725



OFFICE OF ADMINISTRATIVE  
DIVISION OF FACILITIES  
MANAGEMENT,  
DESIGN AND CONSTRUCTION

DEPARTMENT OF  
MENTAL HEALTH

CHANGE IN SCOPE RE-BID:  
UPGRADE FIRE ALARM  
AND SECURITY SYSTEMS

CENTER FOR BEHAVIORAL  
MEDICINE  
KANSAS CITY, MO

PROJECT # M1903-01  
SITE # 7360  
FACILITY # 6517360003

REVISION: \_\_\_\_\_  
DATE: \_\_\_\_\_  
REVISION: \_\_\_\_\_  
DATE: \_\_\_\_\_  
REVISION: \_\_\_\_\_  
DATE: \_\_\_\_\_  
ISSUE DATE: 07/01/2022

CAD DWG FILE: EP107.DWG  
DRAWN BY: BWC/MWM  
CHECKED BY: PLR  
DESIGNED BY: PLR

SHEET TITLE:  
**POWER NEW  
FLOOR PLAN  
LEVEL 2**

SHEET NUMBER:

**EP-107**

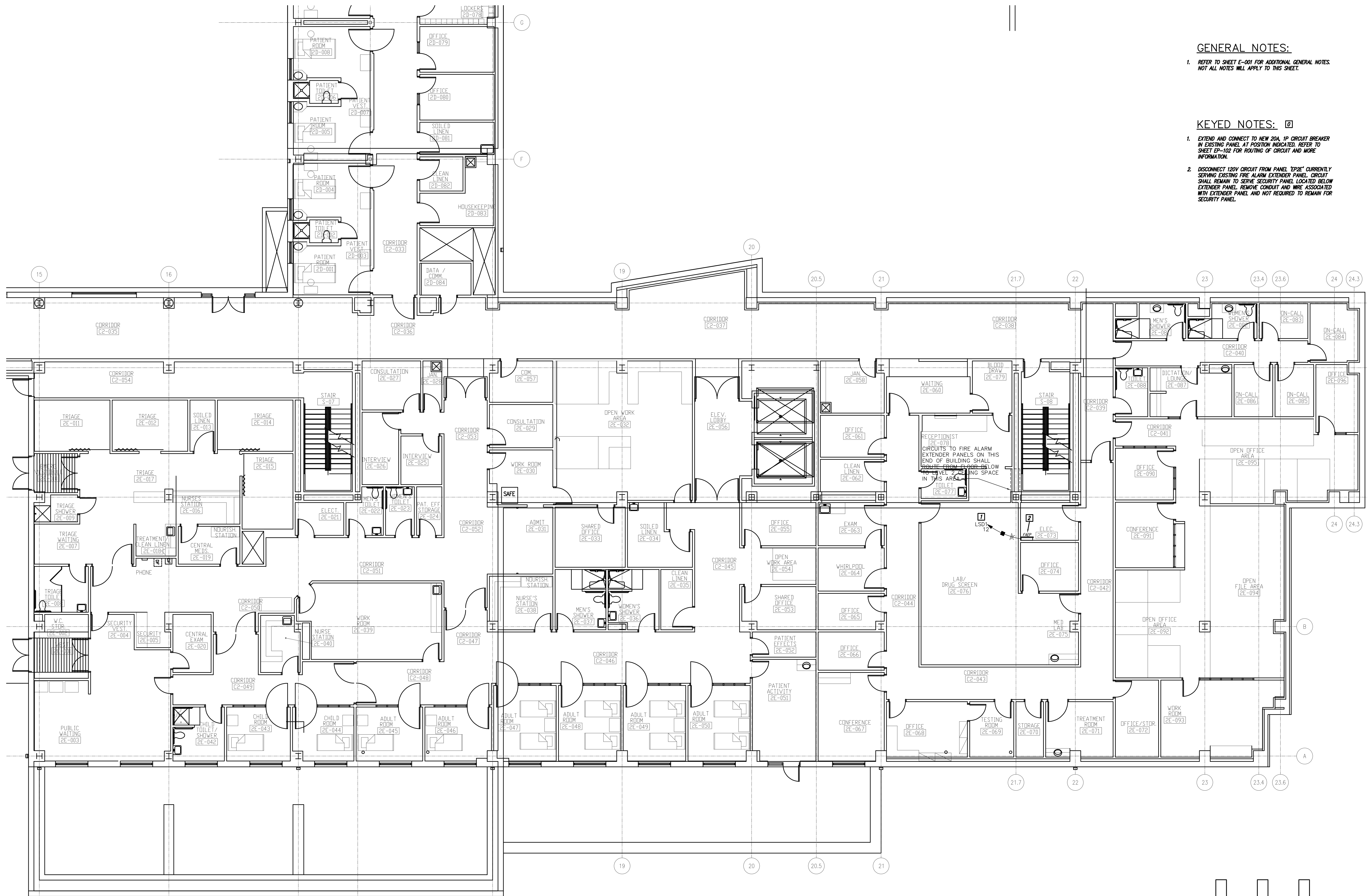
7 OF 70 SHEETS  
07/01/2022

**GENERAL NOTES:**

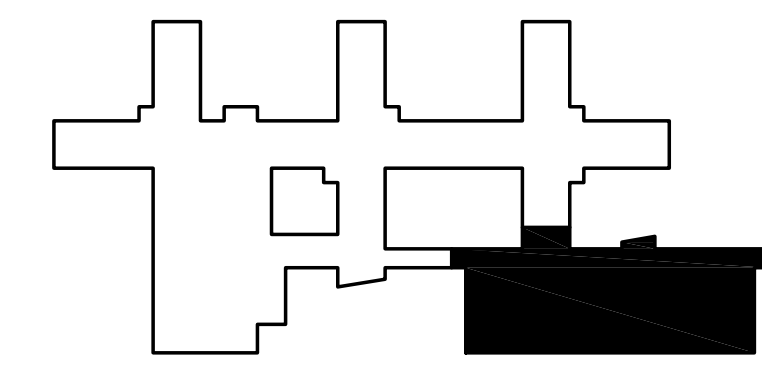
- REFER TO SHEET E-001 FOR ADDITIONAL GENERAL NOTES. NOT ALL NOTES WILL APPLY TO THIS SHEET.

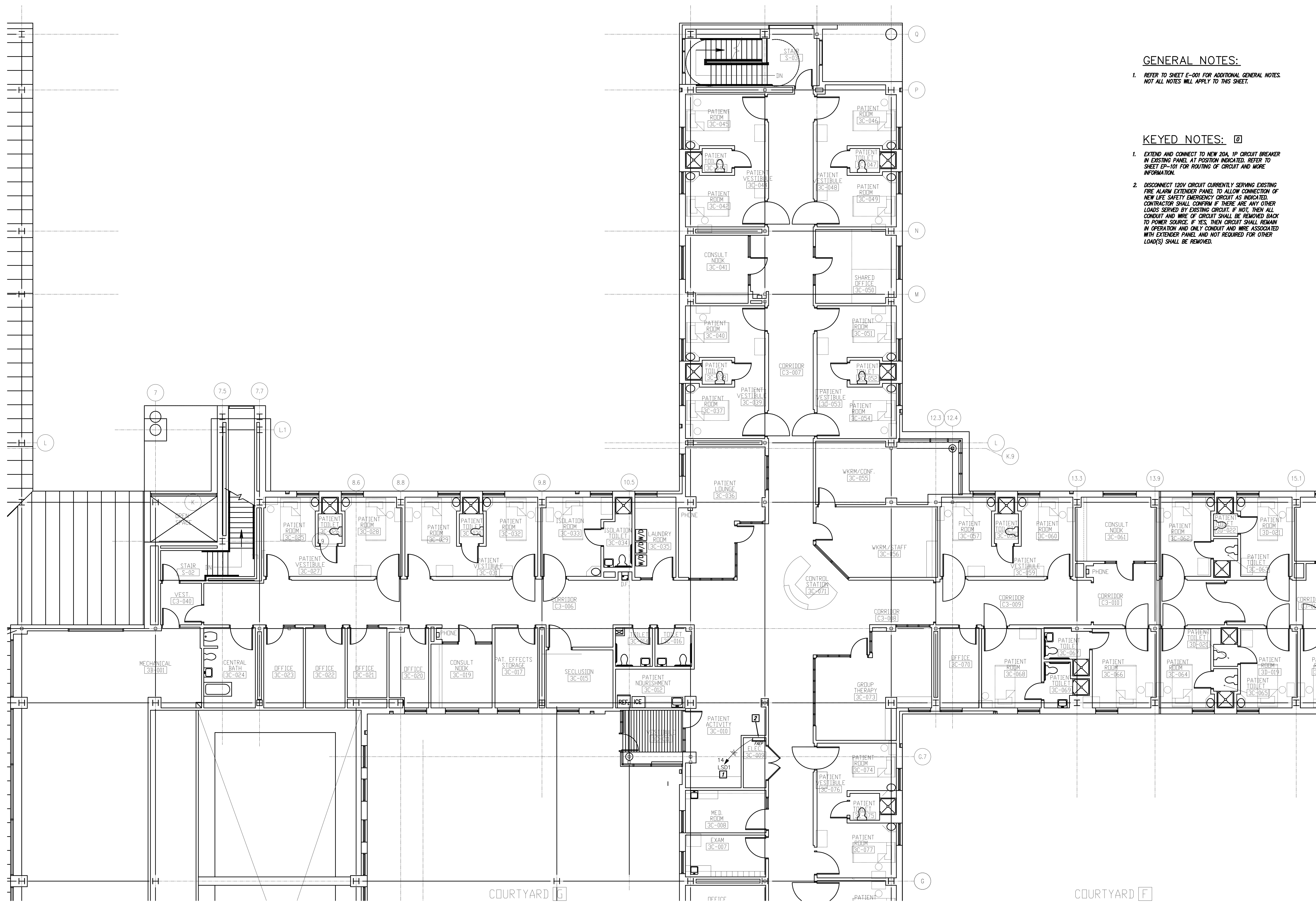
**KEYED NOTES:** [ ]

- EXTEND AND CONNECT TO NEW 20A 1P CIRCUIT BREAKER IN EXISTING PANEL AT POSITION INDICATED. REFER TO SHEET EP-102 FOR ROUTING OF CIRCUIT AND MORE INFORMATION.
- DISCONNECT 120V CIRCUIT FROM PANEL "EP2E" CURRENTLY SERVING EXISTING FIRE ALARM EXTENDER PANEL. CIRCUIT SHALL REMAIN TO SERVE SECURITY PANEL LOCATED BELOW EXTENDER PANEL. REMOVE CONDUIT AND WIRE ASSOCIATED WITH EXTENDER PANEL AND NOT REQUIRED TO REMAIN FOR SECURITY PANEL.



Power Floor Plan Level 2 - Area E **1**  
Scale: 1/8" = 1'-0"




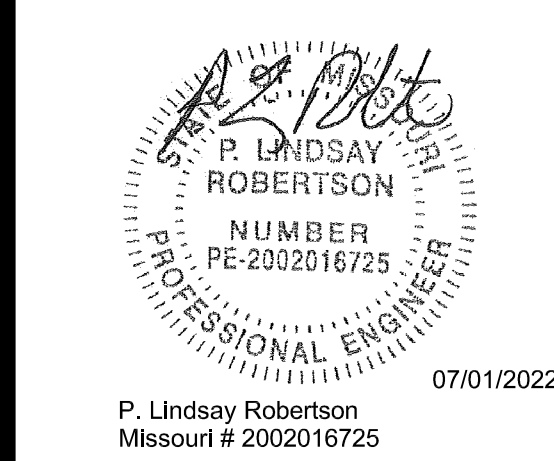


**GENERAL NOTES:**

1. REFER TO SHEET E-001 FOR ADDITIONAL GENERAL NOTES. NOT ALL NOTES WILL APPLY TO THIS SHEET.

**KEYED NOTES:** [Symbol]

1. EXTEND AND CONNECT TO NEW 20A, 1P CIRCUIT BREAKER IN EXISTING PANEL AT POSITION INDICATED. REFER TO SHEET EP-101 FOR ROUTING OF CIRCUIT AND MORE INFORMATION.
2. DISCONNECT 120V CIRCUIT CURRENTLY SERVING EXISTING FIRE ALARM EXTENDER PANEL TO ALLOW CONNECTION OF NEW LIFE SAFETY EMERGENCY CIRCUIT AS INDICATED. CONTRACTOR SHALL CONFIRM IF THERE ARE ANY OTHER LOADS SERVED BY EXISTING CIRCUIT. IF NOT, THEN ALL CONDUIT AND WIRE OF CIRCUIT SHALL BE REMOVED BACK TO POWER SOURCE. IF YES, THEN CIRCUIT SHALL REMAIN IN OPERATION AND ONLY CONDUIT AND WIRE ASSOCIATED WITH EXTENDER PANEL AND NOT REQUIRED FOR OTHER LOAD(S) SHALL BE REMOVED.



OFFICE OF ADMINISTRATIO  
DIVISION OF FACILITIES  
MANAGEMENT,  
DESIGN AND CONSTRUCTIO

DEPARTMENT OF  
MENTAL HEALTH

CHANGE IN SCOPE RE-BID:  
UPGRADE FIRE ALARM  
AND SECURITY SYSTEMS

CENTER FOR BEHAVIORAL  
MEDICINE  
KANSAS CITY, MO

PROJECT # M1903-01  
SITE # 7360  
FACILITY # 6517360003

REVISION:	_____
DATE:	_____
REVISION:	_____
DATE:	_____
REVISION:	_____
DATE:	_____
ISSUE DATE:	07/01/2022

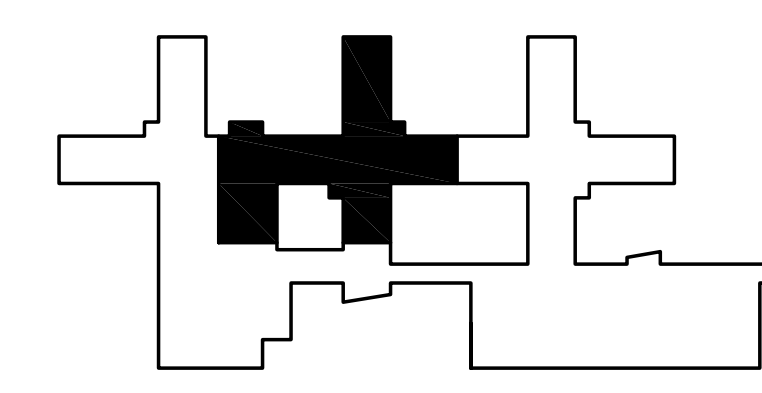
CAD DWG FILE: EP109.DWG  
DRAWN BY: BWCMMW  
CHECKED BY: PLR  
DESIGNED BY: PLR

SHEET TITLE:  
**POWER NEW  
FLOOR PLAN  
LEVEL 3**


SHEET NUMBER:

**EP-109**


8 OF 70 SHEETS  
07/01/2022







P. Lindsay Robertson  
Missouri # 2002016725  
07/01/2022



OFFICE OF ADMINISTRATIO  
DIVISION OF FACILITIES  
MANAGEMENT,  
DESIGN AND CONSTRUCTIO

DEPARTMENT OF  
MENTAL HEALTH

CHANGE IN SCOPE RE-BID:  
UPGRADE FIRE ALARM  
AND SECURITY SYSTEMS

CENTER FOR BEHAVIORAL  
MEDICINE  
KANSAS CITY, MO

PROJECT # M1903-01  
SITE # 7360  
FACILITY # 6517360003

REVISION: \_\_\_\_\_  
DATE: \_\_\_\_\_  
REVISION: \_\_\_\_\_  
DATE: \_\_\_\_\_  
REVISION: \_\_\_\_\_  
DATE: \_\_\_\_\_  
ISSUE DATE: 07/01/2022

CAD DWG FILE: EP111.DWG  
DRAWN BY: BWCMMW  
CHECKED BY: PLR  
DESIGNED BY: PLR

SHEET TITLE:  
POWER NEW  
FLOOR PLAN  
LEVEL 3

SHEET NUMBER:

EP-111

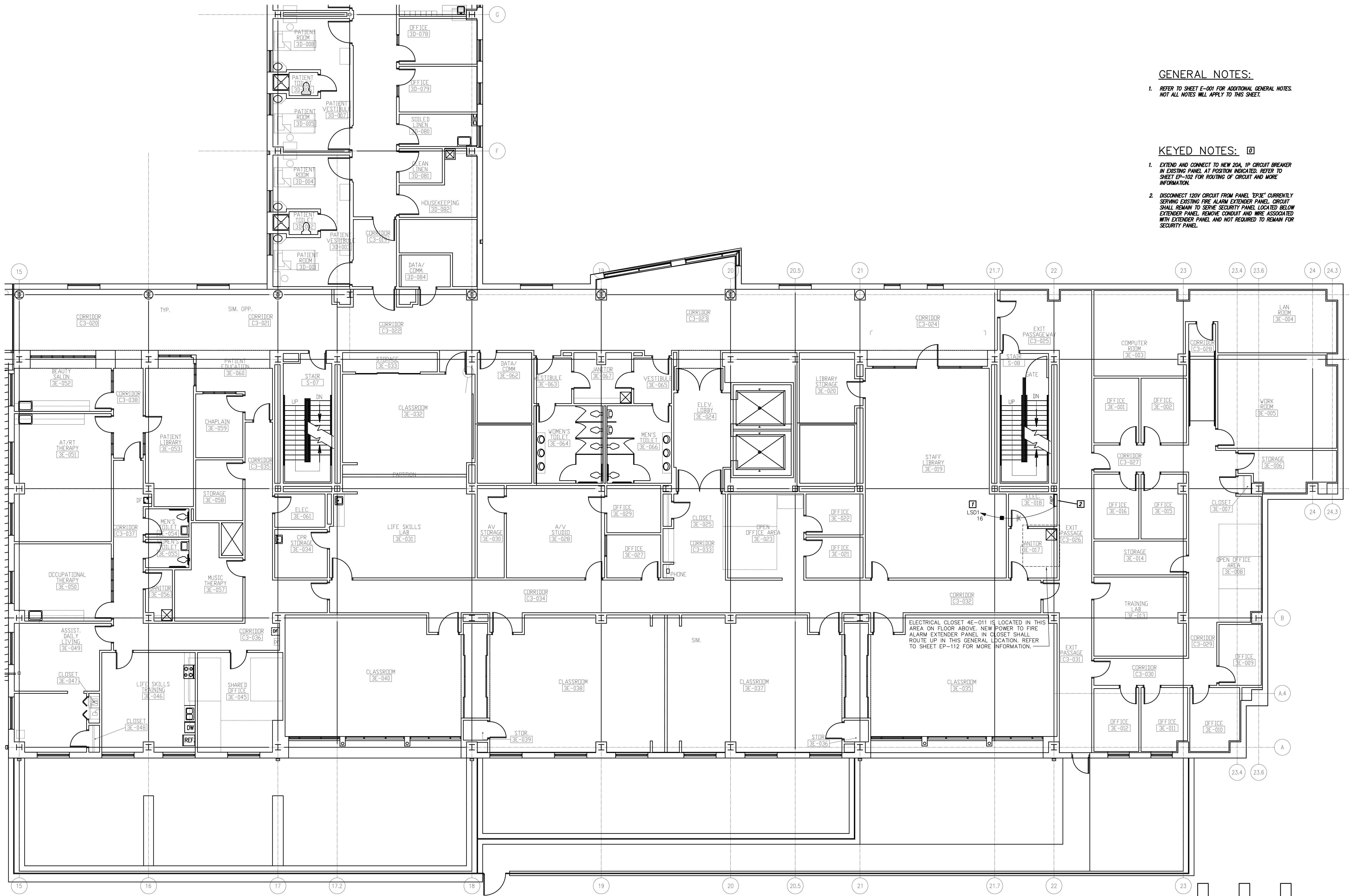
9 OF 70 SHEETS  
07/01/2022

GENERAL NOTES:

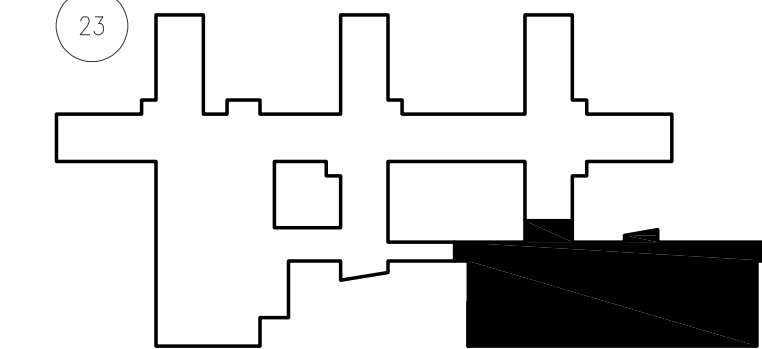
- REFER TO SHEET E-001 FOR ADDITIONAL GENERAL NOTES. NOT ALL NOTES WILL APPLY TO THIS SHEET.


KEYED NOTES: [Symbol]

- EXTEND AND CONNECT TO NEW 20A, 1P CIRCUIT BREAKER IN EXISTING PANEL AT POSITION INDICATED. REFER TO SHEET EP-102 FOR ROUTING OF CIRCUIT AND MORE INFORMATION.
- DISCONNECT 120V CIRCUIT FROM PANEL 'EP3E' CURRENTLY SERVING EXISTING FIRE ALARM EXTENDER PANEL. CIRCUIT SHALL REMAIN TO SERVE SECURITY PANEL LOCATED BELOW EXTENDER PANEL. REMOVE CONDUIT AND WIRE ASSOCIATED WITH EXTENDER PANEL AND NOT REQUIRED TO REMAIN FOR SECURITY PANEL.



Power Floor Plan Level 3 - Area E 1  
Scale: 1/8" = 1'-0"





P. Lindsay Robertson  
Missouri # 2002016725  
07/01/2022



1600 Baltimore, Suite 300  
Kansas City, MO 64108

OFFICE OF ADMINISTRATIO  
DIVISION OF FACILITIES  
MANAGEMENT,  
DESIGN AND CONSTRUCTIO

DEPARTMENT OF  
MENTAL HEALTH

CHANGE IN SCOPE RE-BID:  
UPGRADE FIRE ALARM  
AND SECURITY SYSTEMS

CENTER FOR BEHAVIORAL  
MEDICINE  
KANSAS CITY, MO

PROJECT # M1903-01  
SITE # 7360  
FACILITY # 6517360003

REVISION: \_\_\_\_\_  
DATE: \_\_\_\_\_  
REVISION: \_\_\_\_\_  
DATE: \_\_\_\_\_  
REVISION: \_\_\_\_\_  
DATE: \_\_\_\_\_  
ISSUE DATE: 07/01/2022

CAD DWG FILE: EP112.DWG  
DRAWN BY: BWC/MWM  
CHECKED BY: PLR  
DESIGNED BY: PLR

SHEET TITLE:  
POWER NEW  
FLOOR PLAN  
LEVEL 4

SHEET NUMBER:

EP-112

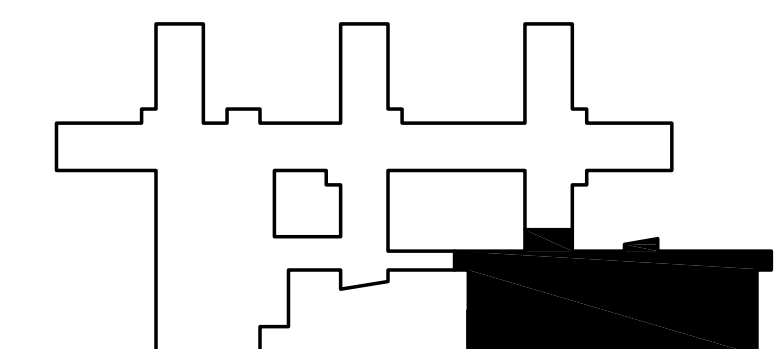
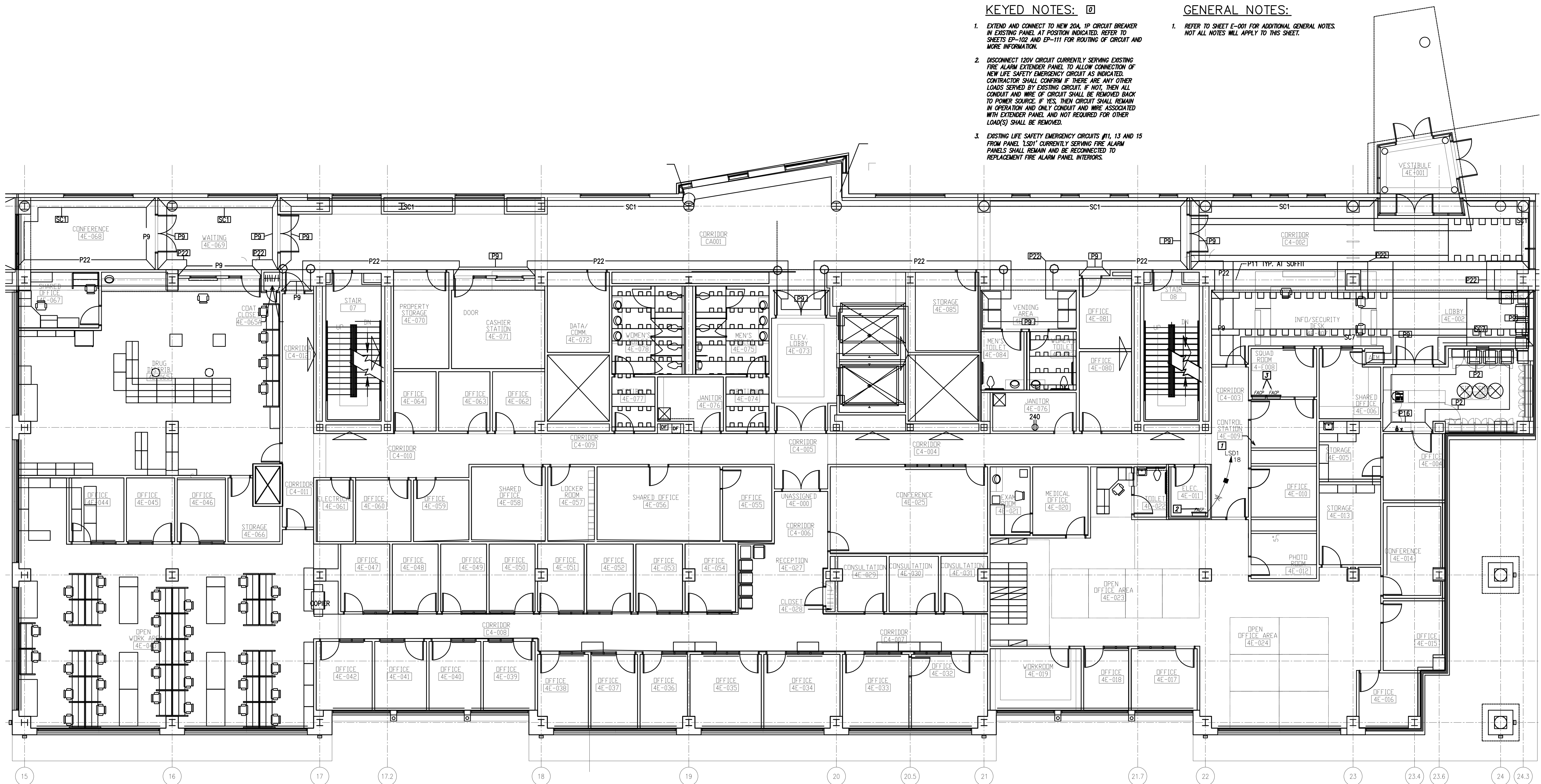
10 OF 70 SHEETS  
07/01/2022


KEYED NOTES: [ ]

1. EXTEND AND CONNECT TO NEW 20A, 1P CIRCUIT BREAKER IN EXISTING PANEL AT POSITION INDICATED. REFER TO SHEETS EP-102 AND EP-111 FOR ROUTING OF CIRCUIT AND MORE INFORMATION.
2. DISCONNECT 120V CIRCUIT CURRENTLY SERVING EXISTING FIRE ALARM EXTENDER PANEL TO ALLOW CONNECTION OF NEW LIFE SAFETY EMERGENCY CIRCUIT AS INDICATED. CONTRACTOR SHALL CONFIRM IF THERE ARE ANY OTHER LOADS SERVED BY EXISTING CIRCUIT. IF NOT, THEN ALL CONDUIT AND WIRE OF CIRCUIT SHALL BE REMOVED BACK TO POWER SOURCE. IF YES, THEN CIRCUIT SHALL REMAIN IN OPERATION AND ONLY CONDUIT AND WIRE ASSOCIATED WITH EXTENDER PANEL AND NOT REQUIRED FOR OTHER LOAD(S) SHALL BE REMOVED.
3. EXISTING LIFE SAFETY EMERGENCY CIRCUITS #11, 13 AND 15 FROM PANEL LSD1 CURRENTLY SERVING FIRE ALARM PANELS SHALL REMAIN AND BE RECONNECTED TO REPLACEMENT FIRE ALARM PANEL INTERIORS.


GENERAL NOTES:

1. REFER TO SHEET E-001 FOR ADDITIONAL GENERAL NOTES. NOT ALL NOTES WILL APPLY TO THIS SHEET.





P. Lindsay Robertson  
Missouri # 2002016725  
07/01/2022



OFFICE OF ADMINISTRATIO  
DIVISION OF FACILITIES  
MANAGEMENT,  
DESIGN AND CONSTRUCTIO

DEPARTMENT OF  
MENTAL HEALTH

CHANGE IN SCOPE RE-BID:  
UPGRADE FIRE ALARM  
AND SECURITY SYSTEMS

CENTER FOR BEHAVIORAL  
MEDICINE  
KANSAS CITY, MO

PROJECT # M1903-01  
SITE # 7360  
FACILITY # 6517360003

REVISION: \_\_\_\_\_  
DATE: \_\_\_\_\_  
REVISION: \_\_\_\_\_  
DATE: \_\_\_\_\_  
REVISION: \_\_\_\_\_  
DATE: \_\_\_\_\_  
ISSUE DATE: 07/01/2022

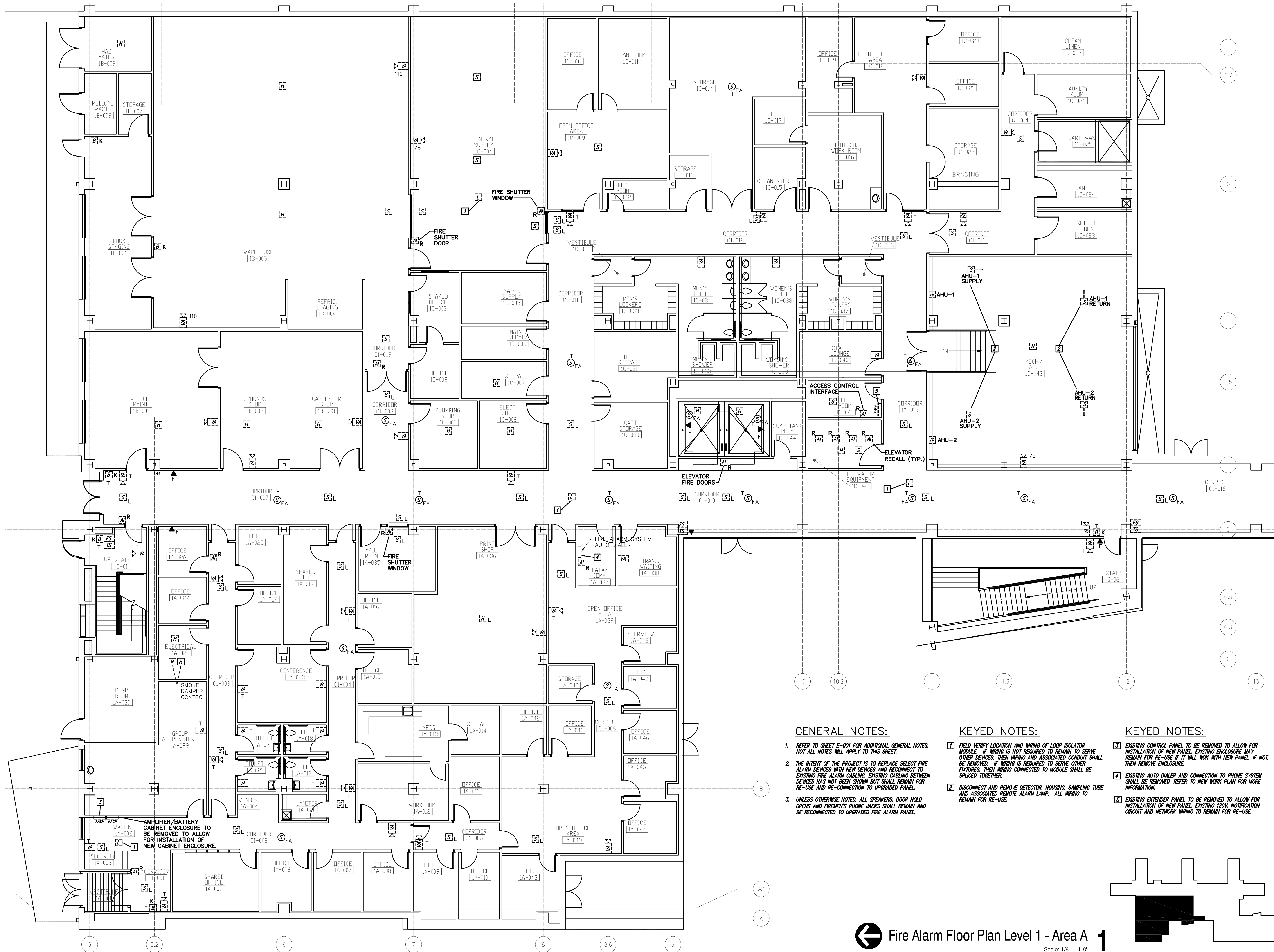
CAD DWG FILE: DF101.DWG  
DRAWN BY: BWCMMW  
CHECKED BY: PLR  
DESIGNED BY: PLR

SHEET TITLE:  
FIRE ALARM DEMO  
FLOOR PLAN  
LEVEL 1

SHEET NUMBER:

DF-101

11 OF 70 SHEETS  
07/01/2022



**GENERAL NOTES:**

- REFER TO SHEET E-001 FOR ADDITIONAL GENERAL NOTES. NOT ALL NOTES WILL APPLY TO THIS SHEET.
- THE INTENT OF THE PROJECT IS TO REPLACE SELECT FIRE ALARM DEVICES WITH NEW DEVICES AND RECONNECT TO EXISTING FIRE ALARM CABLING. EXISTING CABLING BETWEEN DEVICES HAS NOT BEEN SHOWN BUT SHALL REMAIN FOR RE-USE AND RE-CONNECTION TO UPGRADED PANEL.
- UNLESS OTHERWISE NOTED, ALL SPEAKERS, DOOR HOLD OPENS AND FIREMEN'S PHONE JACKS SHALL REMAIN AND BE RECONNECTED TO UPGRADED FIRE ALARM PANEL.


**KEYED NOTES:**

- FIELD VERIFY LOCATION AND WIRING OF LOOP ISOLATOR MODULE. IF WIRING IS NOT REQUIRED TO REMAIN TO SERVE OTHER DEVICES, THEN WIRING AND ASSOCIATED CONDUIT SHALL BE REMOVED. IF WIRING IS REQUIRED TO SERVE OTHER FIXTURES, THEN WIRING CONNECTED TO MODULE SHALL BE SPLICED TOGETHER.
- DISCONNECT AND REMOVE DETECTOR, HOUSING, SAMPLING TUBE AND ASSOCIATED REMOTE ALARM LAMP. ALL WIRING TO REMAIN FOR RE-USE.


**KEYED NOTES:**

- EXISTING CONTROL PANEL TO BE REMOVED TO ALLOW FOR INSTALLATION OF NEW PANEL. EXISTING ENCLOSURE MAY REMAIN FOR RE-USE IF IT WILL WORK WITH NEW PANEL. IF NOT, THEN REMOVE ENCLOSURE.
- EXISTING AUTO DIALER AND CONNECTION TO PHONE SYSTEM SHALL BE REMOVED. REFER TO NEW WORK PLAN FOR MORE INFORMATION.
- EXISTING EXTENDER PANEL TO BE REMOVED TO ALLOW FOR INSTALLATION OF NEW PANEL. EXISTING 120V, NOTIFICATION CIRCUIT AND NETWORK WIRING TO REMAIN FOR RE-USE.

Fire Alarm Floor Plan Level 1 - Area A  
Scale: 1/8" = 1'-0"  
1



P. Lindsay Robertson  
Missouri # 2002016725  
07/01/2022



OFFICE OF ADMINISTRATIO  
DIVISION OF FACILITIES  
MANAGEMENT,  
DESIGN AND CONSTRUCTION

DEPARTMENT OF  
MENTAL HEALTH

CHANGE IN SCOPE RE-BID:  
UPGRADE FIRE ALARM  
AND SECURITY SYSTEMS

CENTER FOR BEHAVIORAL  
MEDICINE  
KANSAS CITY, MO

PROJECT # M1903-01  
SITE # 7360  
FACILITY # 6517360003

REVISION: \_\_\_\_\_  
DATE: \_\_\_\_\_  
REVISION: \_\_\_\_\_  
DATE: \_\_\_\_\_  
REVISION: \_\_\_\_\_  
DATE: \_\_\_\_\_  
ISSUE DATE: 07/01/2022

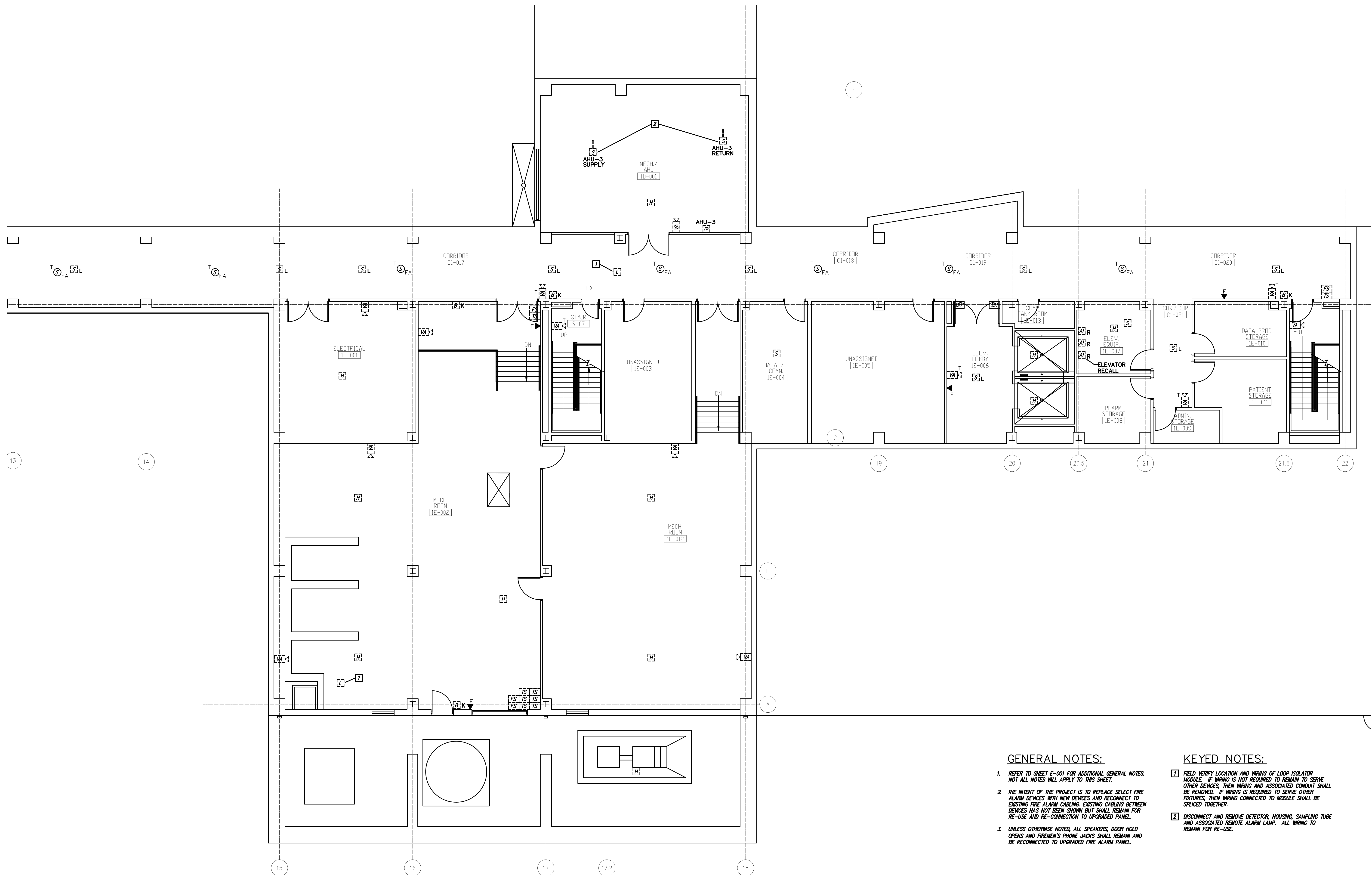
CAD DWG FILE:DF102.DWG  
DRAWN BY: BWC/MWM  
CHECKED BY: PLR  
DESIGNED BY: PLR

SHEET TITLE:  
FIRE ALARM DEMO  
FLOOR PLAN  
LEVEL 1

SHEET NUMBER:

DF-102

12 OF 70 SHEETS  
07/01/2022



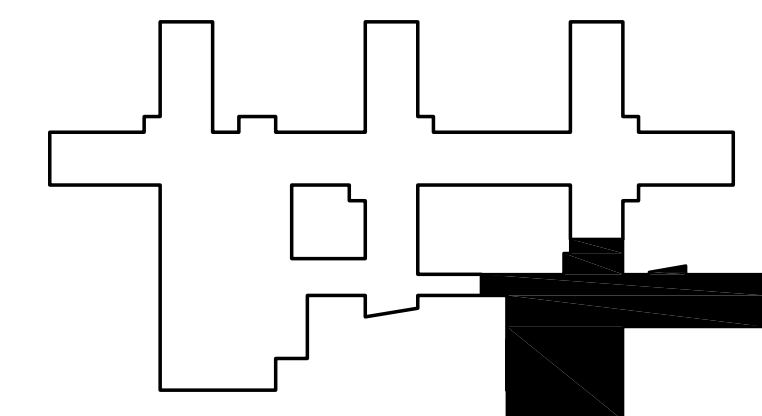
**GENERAL NOTES:**


- REFER TO SHEET E-001 FOR ADDITIONAL GENERAL NOTES. NOT ALL NOTES WILL APPLY TO THIS SHEET.
- THE INTENT OF THE PROJECT IS TO REPLACE SELECT FIRE ALARM DEVICES WITH NEW DEVICES AND RECONNECT TO EXISTING FIRE ALARM CABLING. EXISTING CABLING BETWEEN DEVICES HAS NOT BEEN SHOWN BUT SHALL REMAIN FOR RE-USE AND RE-CONNECTION TO UPGRADED PANEL.
- UNLESS OTHERWISE NOTED, ALL SPEAKERS, DOOR HOLD OPENS AND FIREMEN'S PHONE JACKS SHALL REMAIN AND BE RECONNECTED TO UPGRADED FIRE ALARM PANEL.

**KEYED NOTES:**

- FIELD VERIFY LOCATION AND WIRING OF LOOP ISOLATOR MODULE. IF WIRING IS NOT REQUIRED TO REMAIN TO SERVE OTHER DEVICES, THEN WIRING AND ASSOCIATED CONDUIT SHALL BE REMOVED. IF WIRING IS REQUIRED TO SERVE OTHER FIXTURES, THEN WIRING CONNECTED TO MODULE SHALL BE SPLICED TOGETHER.
- DISCONNECT AND REMOVE DETECTOR, HOUSING, SAMPLING TUBE AND ASSOCIATED REMOTE ALARM LAMP. ALL WIRING TO REMAIN FOR RE-USE.

Fire Alarm Floor Plan Level 1 - Area E **1**  
Scale: 1/8" = 1'-0"





P. Lindsay Robertson  
Missouri # 2002016725



OFFICE OF ADMINISTRATIO  
DIVISION OF FACILITIES  
MANAGEMENT,  
DESIGN AND CONSTRUCTION

DEPARTMENT OF  
MENTAL HEALTH

CHANGE IN SCOPE RE-BID:  
UPGRADE FIRE ALARM  
AND SECURITY SYSTEMS

CENTER FOR BEHAVIORAL  
MEDICINE  
KANSAS CITY, MO

PROJECT # M1903-01  
SITE # 7360  
FACILITY # 6517360003

REVISION: \_\_\_\_\_  
DATE: \_\_\_\_\_  
REVISION: \_\_\_\_\_  
DATE: \_\_\_\_\_  
REVISION: \_\_\_\_\_  
DATE: \_\_\_\_\_  
ISSUE DATE: 07/01/2022

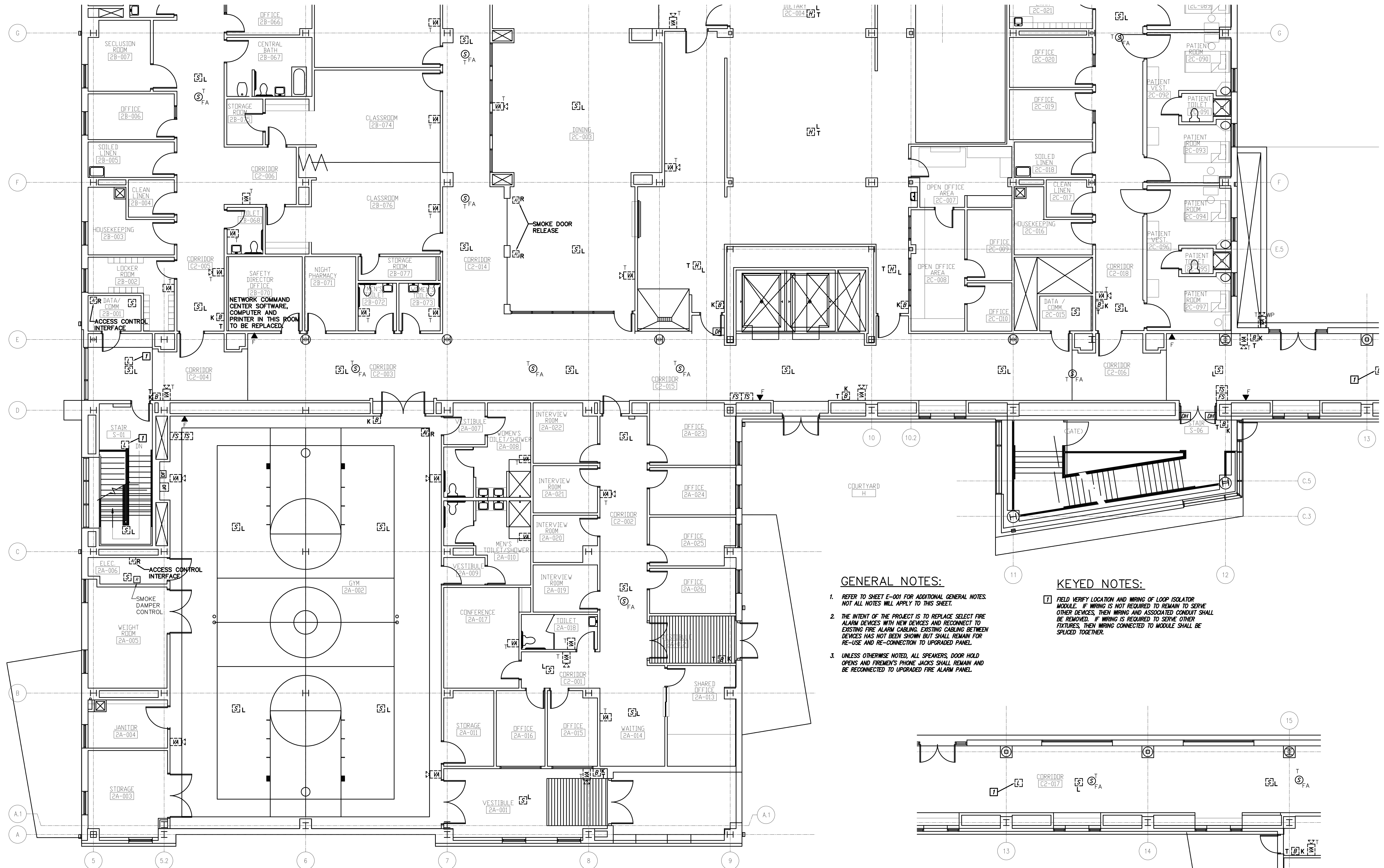
CAD DWG FILE: DF103.DWG  
DRAWN BY: BWC/MWM  
CHECKED BY: PLR  
DESIGNED BY: PLR

SHEET TITLE:  
FIRE ALARM DEMO  
FLOOR PLAN  
LEVEL 2

SHEET NUMBER:

DF-103

13 OF 70 SHEETS  
07/01/2022

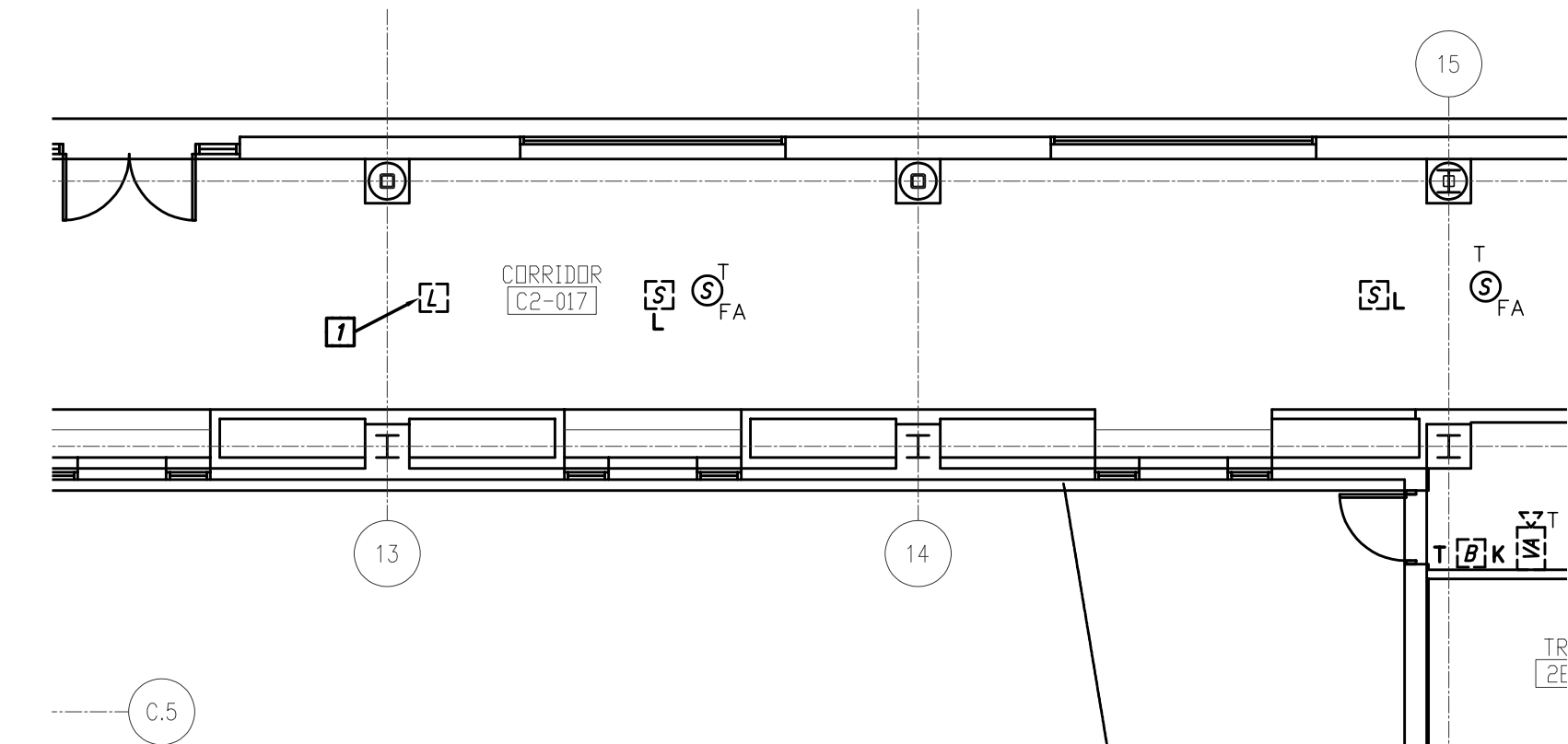


**GENERAL NOTES:**

1. REFER TO SHEET E-001 FOR ADDITIONAL GENERAL NOTES. NOT ALL NOTES WILL APPLY TO THIS SHEET.
2. THE INTENT OF THE PROJECT IS TO REPLACE SELECT FIRE ALARM DEVICES WITH NEW DEVICES AND RECONNECT TO EXISTING FIRE ALARM CABLING. EXISTING CABLING BETWEEN DEVICES HAS NOT BEEN SHOWN BUT SHALL REMAIN FOR RE-USE AND RE-CONNECTION TO UPGRADED PANEL.
3. UNLESS OTHERWISE NOTED, ALL SPEAKERS, DOOR HOLD OPENS AND FIREMEN'S PHONE JACKS SHALL REMAIN AND BE RECONNECTED TO UPGRADED FIRE ALARM PANEL.


**KEYED NOTES:**

- T FIELD VERIFY LOCATION AND WIRING OF LOOP ISOLATOR MODULE. IF WIRING IS NOT REQUIRED TO REMAIN TO SERVE OTHER DEVICES, THEN WIRING AND ASSOCIATED CONDUIT SHALL BE REMOVED. IF WIRING IS REQUIRED TO SERVE OTHER FEATURES, THEN WIRING CONNECTED TO MODULE SHALL BE SPLICED TOGETHER.




Fire Alarm Floor Plan Level 2 - Area A 1

Scale: 1/8" = 1'-0"



P. Lindsay Robertson  
Missouri # 2002016725  
07/01/2022



OFFICE OF ADMINISTRATIO  
DIVISION OF FACILITIES  
MANAGEMENT,  
DESIGN AND CONSTRUCTIO

DEPARTMENT OF  
MENTAL HEALTH

CHANGE IN SCOPE RE-BID:  
UPGRADE FIRE ALARM  
AND SECURITY SYSTEMS

CENTER FOR BEHAVIORAL  
MEDICINE  
KANSAS CITY, MO

PROJECT # M1903-01  
SITE # 7360  
FACILITY # 6517360003

REVISION: \_\_\_\_\_  
DATE: \_\_\_\_\_  
REVISION: \_\_\_\_\_  
DATE: \_\_\_\_\_  
REVISION: \_\_\_\_\_  
DATE: \_\_\_\_\_  
ISSUE DATE: 07/01/2022

CAD DWG FILE: DF104.DWG  
DRAWN BY: BWCMMW  
CHECKED BY: PLR  
DESIGNED BY: PLR

SHEET TITLE:  
FIRE ALARM DEMO  
FLOOR PLAN  
LEVEL 2

SHEET NUMBER:

DF-104

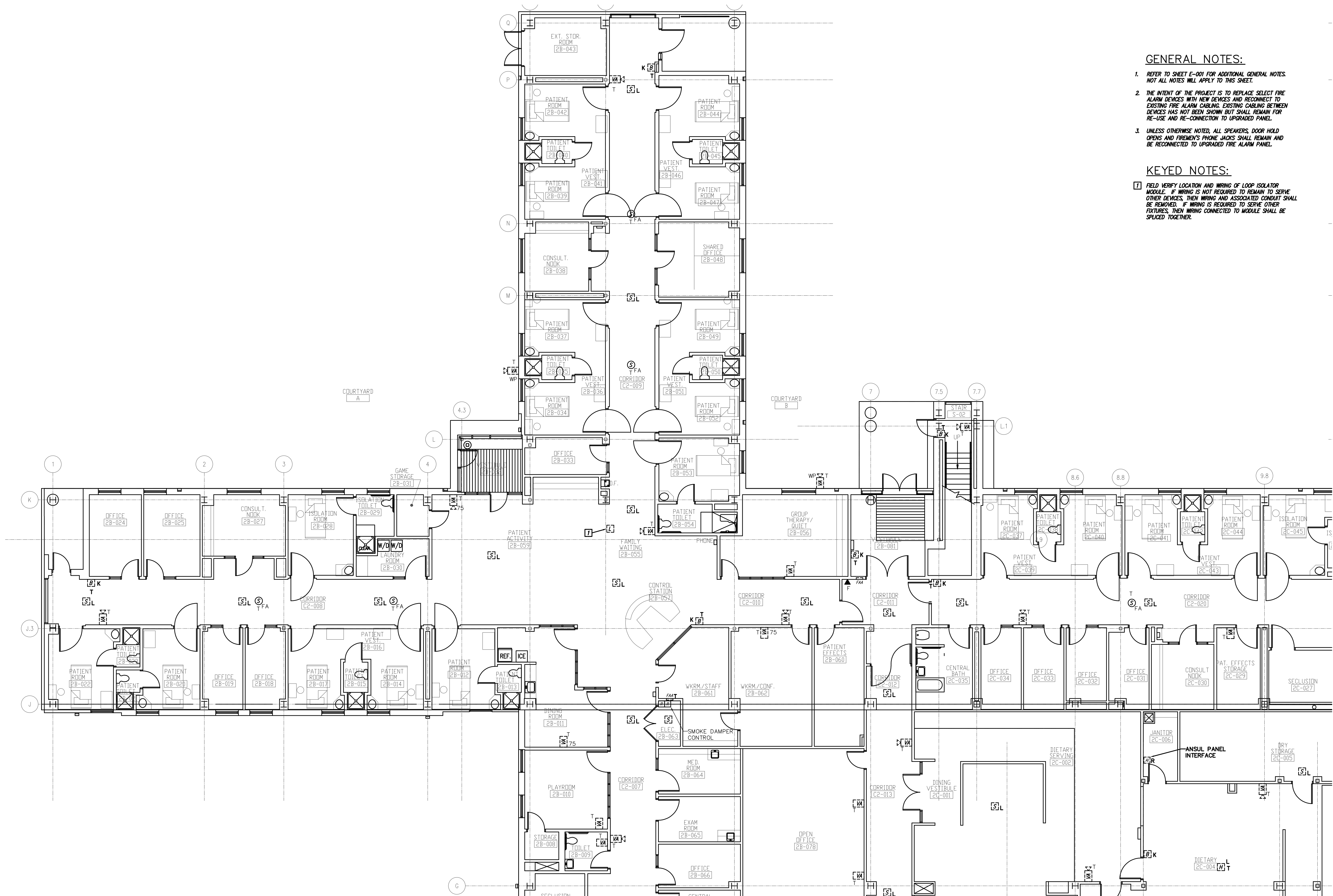
14 OF 70 SHEETS  
07/01/2022

**GENERAL NOTES:**

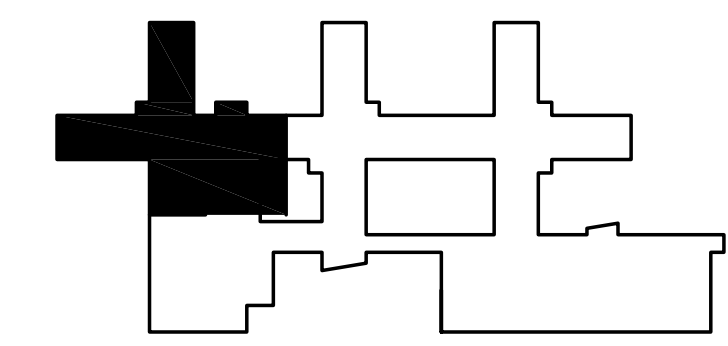
1. REFER TO SHEET E-001 FOR ADDITIONAL GENERAL NOTES. NOT ALL NOTES WILL APPLY TO THIS SHEET.
2. THE INTENT OF THE PROJECT IS TO REPLACE SELECT FIRE ALARM DEVICES WITH NEW DEVICES AND RECONNECT TO EXISTING FIRE ALARM CABLING. EXISTING CABLING BETWEEN DEVICES HAS NOT BEEN SHOWN BUT SHALL REMAIN FOR RE-USE AND RE-CONNECTION TO UPGRADED PANEL.
3. UNLESS OTHERWISE NOTED, ALL SPEAKERS, DOOR HOLD OPENS AND FIREMEN'S PHONE JACKS SHALL REMAIN AND BE RECONNECTED TO UPGRADED FIRE ALARM PANEL.



**KEYED NOTES:**

1. FIELD VERIFY LOCATION AND WIRING OF LOOP ISOLATOR MODULE. IF WIRING IS NOT REQUIRED TO REMAIN TO SERVE OTHER DEVICES, THEN WIRING AND ASSOCIATED CONDUIT SHALL BE REMOVED. IF WIRING IS REQUIRED TO SERVE OTHER FIXTURES, THEN WIRING CONNECTED TO MODULE SHALL BE SPLICED TOGETHER.



← Fire Alarm Floor Plan Level 2 - Area B 1  
Scale: 1/8" = 1'-0"





OFFICE OF ADMINISTRATIO  
DIVISION OF FACILITIES  
MANAGEMENT,  
DESIGN AND CONSTRUCTIO

DEPARTMENT OF  
MENTAL HEALTH

CHANGE IN SCOPE RE-BID:  
UPGRADE FIRE ALARM  
AND SECURITY SYSTEMS

CENTER FOR BEHAVIORAL  
MEDICINE  
KANSAS CITY, MO

PROJECT # M1903-01  
SITE # 7360  
FACILITY # 6517360003

REVISION: \_\_\_\_\_  
DATE: \_\_\_\_\_  
REVISION: \_\_\_\_\_  
DATE: \_\_\_\_\_  
REVISION: \_\_\_\_\_  
DATE: \_\_\_\_\_  
ISSUE DATE: 07/01/2022

CAD DWG FILE: DF105.DWG  
DRAWN BY: BWC/MWM  
CHECKED BY: PLR  
DESIGNED BY: PLR

SHEET TITLE:  
FIRE ALARM DEMO  
FLOOR PLAN  
LEVEL 2

SHEET NUMBER:

DF-105

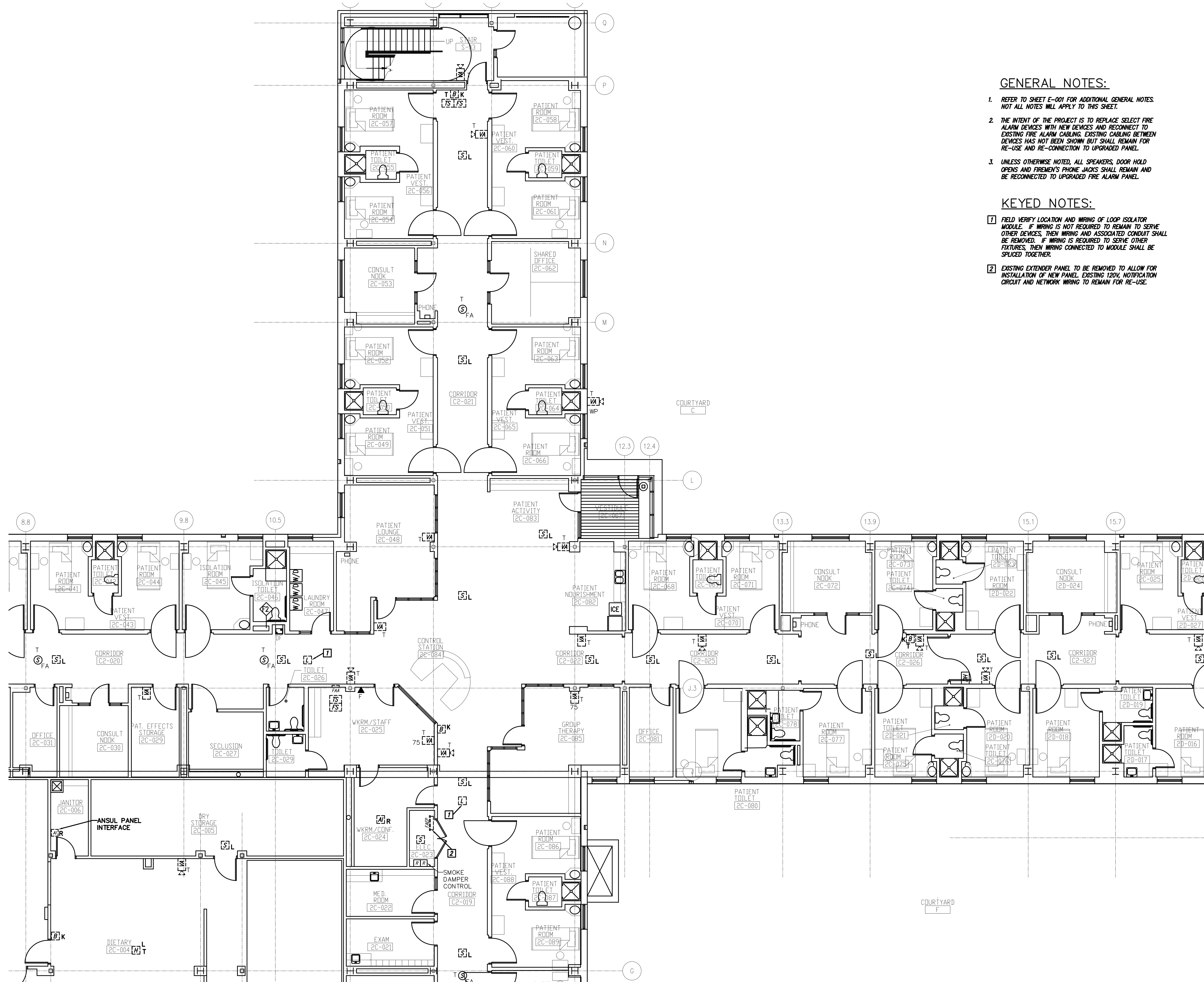
15 OF 70 SHEETS  
07/01/2022

**GENERAL NOTES:**

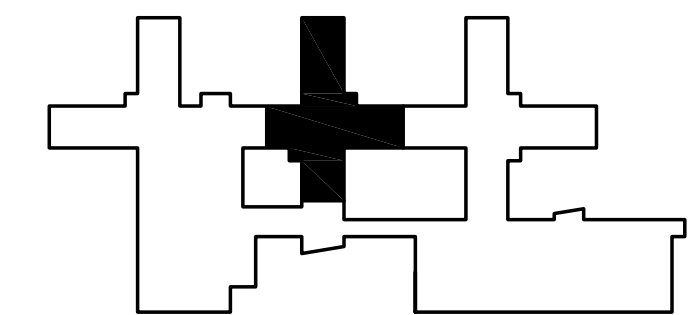
- REFER TO SHEET E-001 FOR ADDITIONAL GENERAL NOTES. NOT ALL NOTES WILL APPLY TO THIS SHEET.
- THE INTENT OF THE PROJECT IS TO REPLACE SELECT FIRE ALARM DEVICES WITH NEW DEVICES AND RECONNECT TO EXISTING FIRE ALARM CABLING. EXISTING CABLING BETWEEN DEVICES HAS NOT BEEN SHOWN BUT SHALL REMAIN FOR RE-USE AND RE-CONNECTION TO UPGRADED PANEL.
- UNLESS OTHERWISE NOTED, ALL SPEAKERS, DOOR HOLD OPENS AND FIREMEN'S PHONE JACKS SHALL REMAIN AND BE RECONNECTED TO UPGRADED FIRE ALARM PANEL.


**KEYED NOTES:**

- FIELD VERIFY LOCATION AND WIRING OF LOOP ISOLATOR MODULE. IF WIRING IS NOT REQUIRED TO REMAIN TO SERVE OTHER DEVICES, THEN WIRING AND ASSOCIATED CONDUIT SHALL BE REMOVED. IF WIRING IS REQUIRED TO SERVE OTHER FIXTURES, THEN WIRING CONNECTED TO MODULE SHALL BE SPLICED TOGETHER.
- EXISTING EXTENDER PANEL TO BE REMOVED TO ALLOW FOR INSTALLATION OF NEW PANEL. EXISTING 120V, NOTIFICATION CIRCUIT AND NETWORK WIRING TO REMAIN FOR RE-USE.




Fire Alarm Floor Plan Level 2 - Area C **1**  
Scale: 1/8" = 1'-0"





P. Lindsay Robertson  
Missouri # 2002016725



OFFICE OF ADMINISTRATIVE  
DIVISION OF FACILITIES  
MANAGEMENT,  
DESIGN AND CONSTRUCTION

DEPARTMENT OF  
MENTAL HEALTH

CHANGE IN SCOPE RE-BID:  
UPGRADE FIRE ALARM  
AND SECURITY SYSTEMS

CENTER FOR BEHAVIORAL  
MEDICINE  
KANSAS CITY, MO

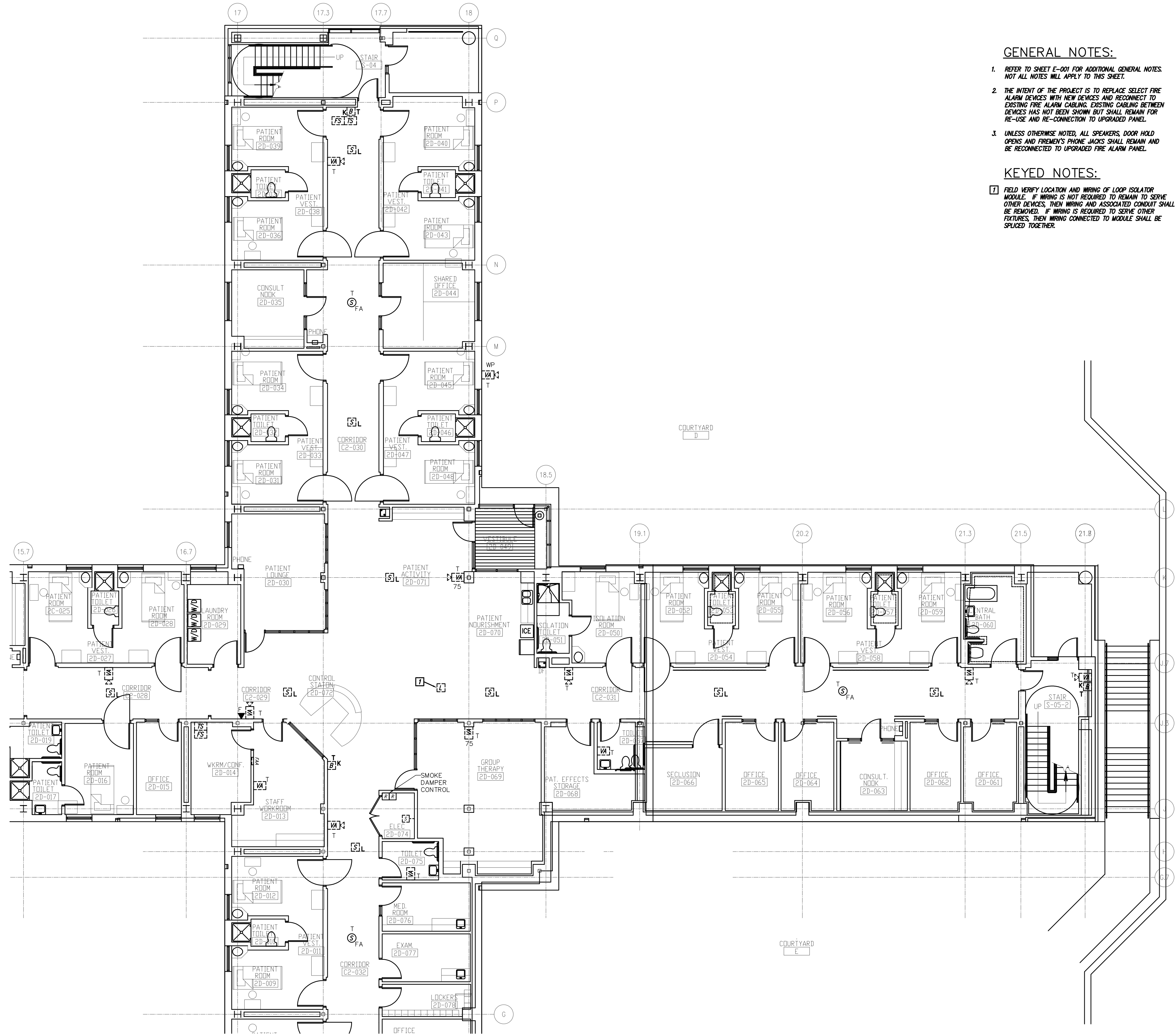
PROJECT # M1903-01  
SITE # 7360  
FACILITY # 6517360003

REVISION: \_\_\_\_\_  
DATE: \_\_\_\_\_  
REVISION: \_\_\_\_\_  
DATE: \_\_\_\_\_  
REVISION: \_\_\_\_\_  
DATE: \_\_\_\_\_  
ISSUE DATE: 07/01/2022

CAD DWG FILE: DF106.DWG  
DRAWN BY: BWC/MWM  
CHECKED BY: PLR  
DESIGNED BY: PLR

SHEET TITLE:  
**FIRE ALARM DEMO  
FLOOR PLAN  
LEVEL 2**

SHEET NUMBER:  
**DF-106**  
16 OF 70 SHEETS  
07/01/2022



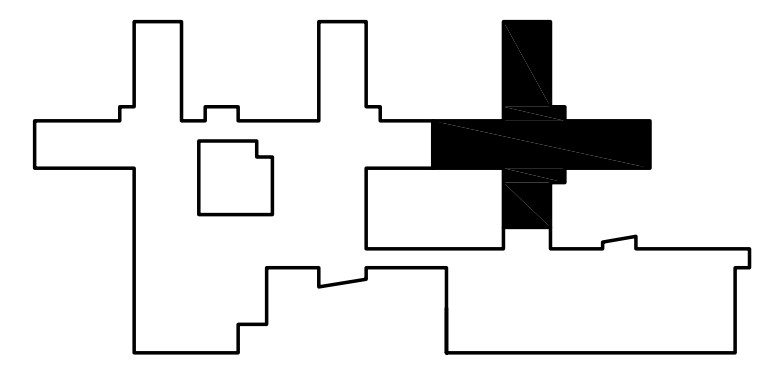
GENERAL NOTES:

- REFER TO SHEET E-001 FOR ADDITIONAL GENERAL NOTES. NOT ALL NOTES WILL APPLY TO THIS SHEET.
- THE INTENT OF THE PROJECT IS TO REPLACE SELECT FIRE ALARM DEVICES WITH NEW DEVICES AND RECONNECT TO EXISTING FIRE ALARM CABLING. EXISTING CABLING BETWEEN DEVICES HAS NOT BEEN SHOWN BUT SHALL REMAIN FOR RE-USE AND RE-CONNECTION TO UPGRADED PANEL.
- UNLESS OTHERWISE NOTED, ALL SPEAKERS, DOOR HOLD OPENS AND FIREMEN'S PHONE JACKS SHALL REMAIN AND BE RECONNECTED TO UPGRADED FIRE ALARM PANEL.

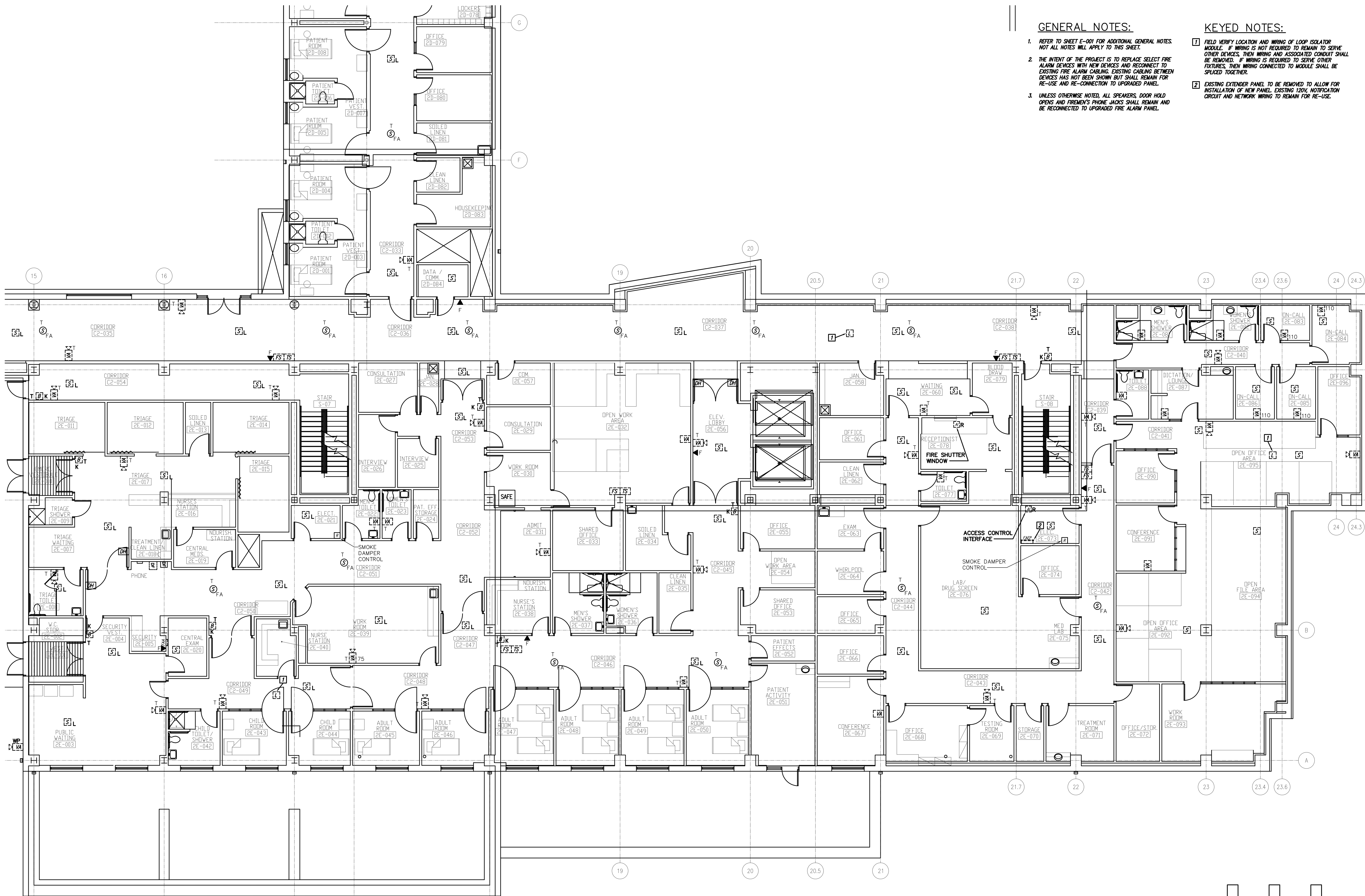
KEYED NOTES:

- I FIELD VERIFY LOCATION AND WIRING OF LOOP ISOLATOR MODULE. IF WIRING IS NOT REQUIRED TO REMAIN TO SERVE OTHER DEVICES, THEN WIRING AND ASSOCIATED CONDUIT SHALL BE REMOVED. IF WIRING IS REQUIRED TO SERVE OTHER FIXTURES, THEN WIRING CONNECTED TO MODULE SHALL BE SPLICED TOGETHER.

Fire Alarm Floor Plan Level 2 - Area D **1**  
Scale: 1/8" = 1'-0"








**GENERAL NOTES:**

1. REFER TO SHEET E-001 FOR ADDITIONAL GENERAL NOTES. NOT ALL NOTES WILL APPLY TO THIS SHEET.
2. THE INTENT OF THE PROJECT IS TO REPLACE SELECT FIRE ALARM DEVICES WITH NEW DEVICES AND RECONNECT TO EXISTING FIRE ALARM CABLING. EXISTING CABLING BETWEEN DEVICES HAS NOT BEEN SHOWN BUT SHALL REMAIN FOR RE-USE AND RE-CONNECTION TO UPGRADED PANEL.
3. UNLESS OTHERWISE NOTED, ALL SPEAKERS, DOOR HOLD OPENS AND FIREMEN'S PHONE JACKS SHALL REMAIN AND BE RECONNECTED TO UPGRADED FIRE ALARM PANEL.

**KEYED NOTES:**

1. FIELD VERIFY LOCATION AND WIRING OF LOOP ISOLATOR MODULE. IF WIRING IS NOT REQUIRED TO REMAIN TO SERVE OTHER DEVICES, THEN WIRING AND ASSOCIATED CONDUIT SHALL BE REMOVED. IF WIRING IS REQUIRED TO SERVE OTHER FIXTURES, THEN WIRING CONNECTED TO MODULE SHALL BE SPliced TOGETHER.
2. EXISTING EXTENDER PANEL TO BE REMOVED TO ALLOW FOR INSTALLATION OF NEW PANEL. EXISTING 120V NOTIFICATION CIRCUIT AND NETWORK WIRING TO REMAIN FOR RE-USE.



P. Lindsay Robertson  
Missouri # 2002016725



OFFICE OF ADMINISTRATIO  
DIVISION OF FACILITIES  
MANAGEMENT,  
DESIGN AND CONSTRUCTIO

DEPARTMENT OF  
MENTAL HEALTH

CHANGE IN SCOPE RE-BID:  
UPGRADE FIRE ALARM  
AND SECURITY SYSTEMS

CENTER FOR BEHAVIORAL  
MEDICINE  
KANSAS CITY, MO

PROJECT # M1903-01  
SITE # 7360  
FACILITY # 6517360003

REVISION: \_\_\_\_\_  
DATE: \_\_\_\_\_  
REVISION: \_\_\_\_\_  
DATE: \_\_\_\_\_  
REVISION: \_\_\_\_\_  
DATE: \_\_\_\_\_  
ISSUE DATE: 07/01/2022

CAD DWG FILE:DF107.DWG  
DRAWN BY: BWCMMW  
CHECKED BY: PLR  
DESIGNED BY: PLR

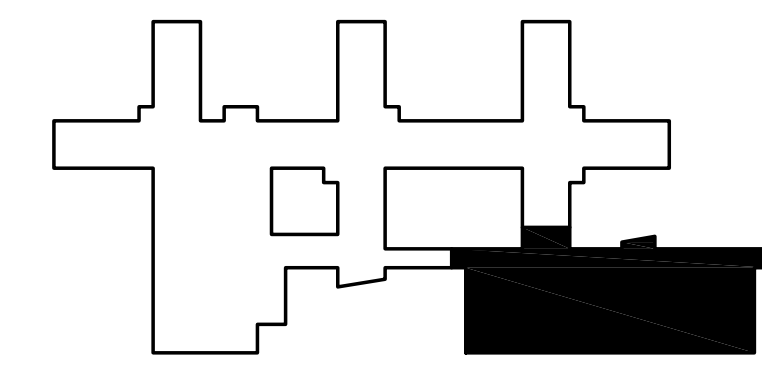
SHEET TITLE:  
**FIRE ALARM DEMO  
FLOOR PLAN  
LEVEL 2**

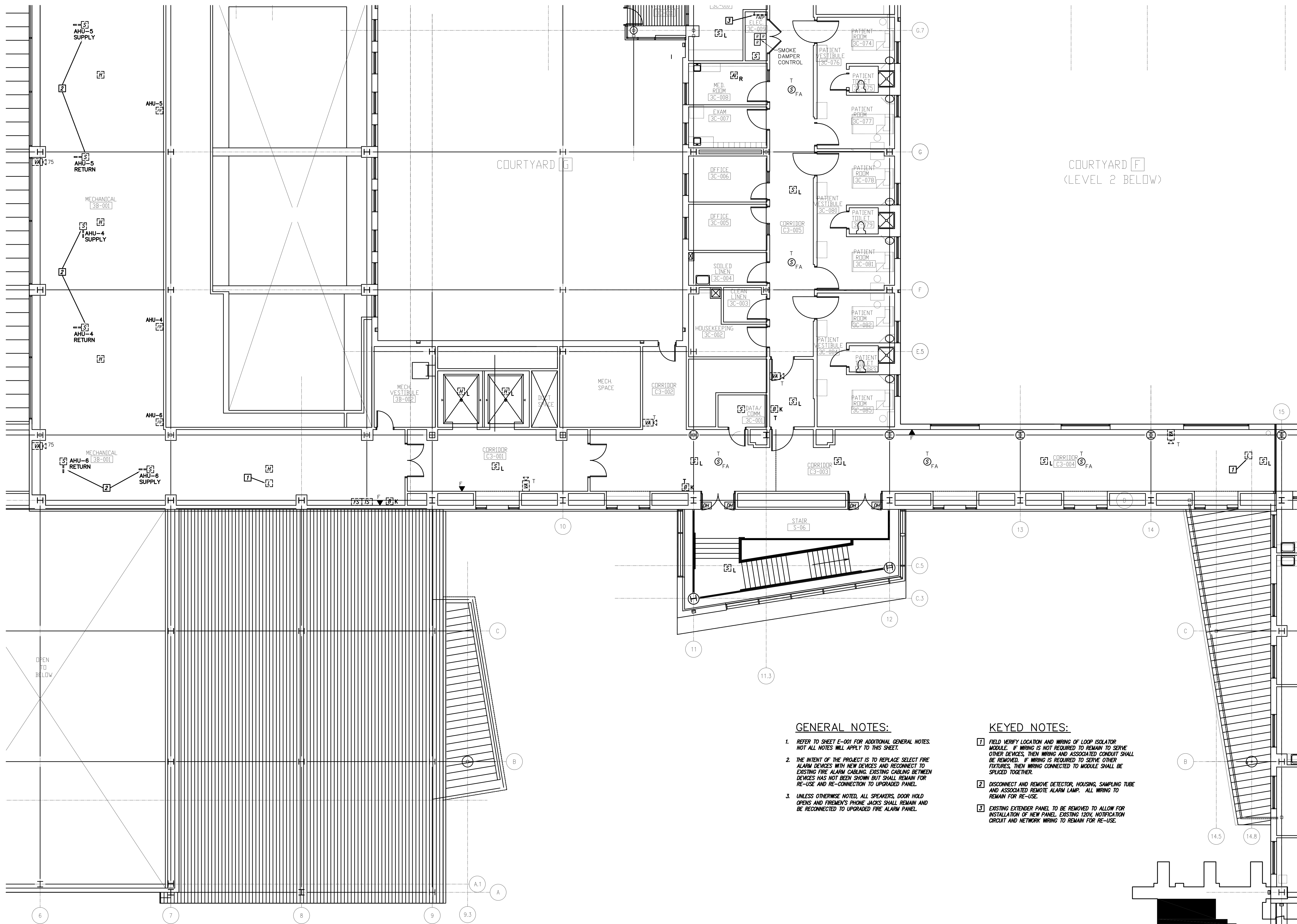
SHEET NUMBER:

**DF-107**

17 OF 70 SHEETS  
07/01/2022

Fire Alarm Floor Plan Level 2 - Area E **1**  
Scale: 1/8" = 1'-0"







**GENERAL NOTES:**

- REFER TO SHEET E-001 FOR ADDITIONAL GENERAL NOTES. NOT ALL NOTES WILL APPLY TO THIS SHEET.
- THE INTENT OF THE PROJECT IS TO REPLACE SELECT FIRE ALARM DEVICES WITH NEW DEVICES AND RECONNECT TO EXISTING FIRE ALARM CABLING. EXISTING CABLING BETWEEN DEVICES HAS NOT BEEN SHOWN BUT SHALL REMAIN FOR RE-USE AND RE-CONNECTION TO UPGRADED PANEL.
- UNLESS OTHERWISE NOTED, ALL SPEAKERS, DOOR HOLD OPENS AND FIREMEN'S PHONE JACKS SHALL REMAIN AND BE RECONNECTED TO UPGRADED FIRE ALARM PANEL.

**KEYED NOTES:**

- FIELD VERIFY LOCATION AND WIRING OF LOOP ISOLATOR MODULE. IF WIRING IS NOT REQUIRED TO REMAIN TO SERVE OTHER DEVICES, THEN WIRING AND ASSOCIATED CONDUIT SHALL BE REMOVED. IF WIRING IS REQUIRED TO SERVE OTHER FIXTURES, THEN WIRING CONNECTED TO MODULE SHALL BE SPLICED TOGETHER.
- DISCONNECT AND REMOVE DETECTOR, HOUSING, SAMPLING TUBE AND ASSOCIATED REMOTE ALARM LAMP. ALL WIRING TO REMAIN FOR RE-USE.
- EXISTING EXTENDER PANEL TO BE REMOVED TO ALLOW FOR INSTALLATION OF NEW PANEL. EXISTING 120V, NOTIFICATION CIRCUIT AND NETWORK WIRING TO REMAIN FOR RE-USE.



OFFICE OF ADMINISTRATIO  
DIVISION OF FACILITIES  
MANAGEMENT,  
DESIGN AND CONSTRUCTION

DEPARTMENT OF  
MENTAL HEALTH

CHANGE IN SCOPE RE-BID:  
UPGRADE FIRE ALARM  
AND SECURITY SYSTEMS

CENTER FOR BEHAVIORAL  
MEDICINE  
KANSAS CITY, MO

PROJECT # M1903-01  
SITE # 7360  
FACILITY # 6517360003

REVISION:	_____
DATE:	_____
REVISION:	_____
DATE:	_____
REVISION:	_____
DATE:	_____
ISSUE DATE:	07/01/2022


CAD DWG FILE:DF108.DWG  
DRAWN BY: BWC/MWM  
CHECKED BY: PLR  
DESIGNED BY: PLR

SHEET TITLE:  
**FIRE ALARM DEMO  
FLOOR PLAN  
LEVEL 3**

SHEET NUMBER:

**DF-108**

18 OF 70 SHEETS  
07/01/2022



P. Lindsay Robertson  
Missouri # 2002016725



OFFICE OF ADMINISTRATIVE  
DIVISION OF FACILITIES  
MANAGEMENT,  
DESIGN AND CONSTRUCTION

DEPARTMENT OF  
MENTAL HEALTH

CHANGE IN SCOPE RE-BID:  
UPGRADE FIRE ALARM  
AND SECURITY SYSTEMS

CENTER FOR BEHAVIORAL  
MEDICINE  
KANSAS CITY, MO

PROJECT # M1903-01  
SITE # 7360  
FACILITY # 6517360003

REVISION: \_\_\_\_\_  
DATE: \_\_\_\_\_  
REVISION: \_\_\_\_\_  
DATE: \_\_\_\_\_  
REVISION: \_\_\_\_\_  
DATE: \_\_\_\_\_  
ISSUE DATE: 07/01/2022

CAD DWG FILE: DF109.DWG  
DRAWN BY: BWC/MWM  
CHECKED BY: PLR  
DESIGNED BY: PLR

SHEET TITLE:  
**FIRE ALARM DEMO  
FLOOR PLAN  
LEVEL 3**

SHEET NUMBER:

**DF-109**

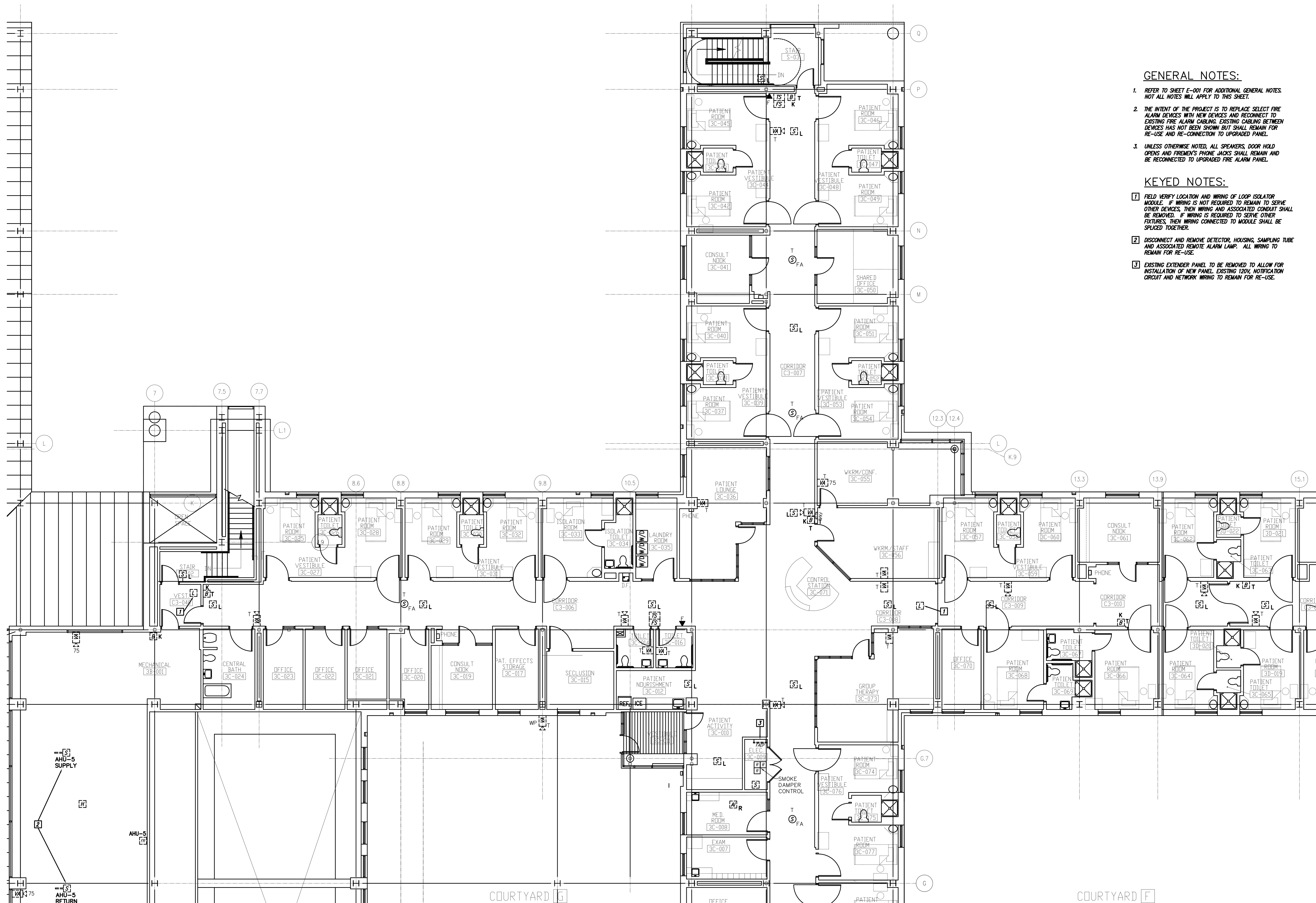
19 OF 70 SHEETS  
07/01/2022

**GENERAL NOTES:**

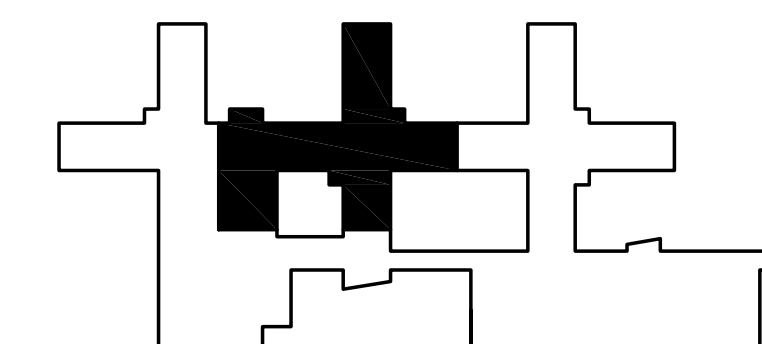
- REFER TO SHEET E-001 FOR ADDITIONAL GENERAL NOTES. NOT ALL NOTES WILL APPLY TO THIS SHEET.
- THE INTENT OF THE PROJECT IS TO REPLACE SELECT FIRE ALARM DEVICES WITH NEW DEVICES AND RECONNECT TO EXISTING FIRE ALARM CABLING. EXISTING CABLING BETWEEN DEVICES HAS NOT BEEN SHOWN BUT SHALL REMAIN FOR RE-USE AND RE-CONNECTION TO UPGRADED PANEL.
- UNLESS OTHERWISE NOTED, ALL SPEAKERS, DOOR HOLD OPENS AND FIREMEN'S PHONE JACKS SHALL REMAIN AND BE RECONNECTED TO UPGRADED FIRE ALARM PANEL.


**KEYED NOTES:**

- FIELD VERIFY LOCATION AND WIRING OF LOOP ISOLATOR MODULE. IF WIRING IS NOT REQUIRED TO REMAIN TO SERVE OTHER DEVICES, THEN WIRING AND ASSOCIATED CONDUIT SHALL BE REMOVED. IF WIRING IS REQUIRED TO SERVE OTHER FIXTURES, THEN WIRING CONNECTED TO MODULE SHALL BE SPLICED TOGETHER.
- DISCONNECT AND REMOVE DETECTOR, HOUSING, SAMPLING TUBE AND ASSOCIATED REMOTE ALARM LAMP. ALL WIRING TO REMAIN FOR RE-USE.
- EXISTING EXTERIOR PANEL TO BE REMOVED TO ALLOW FOR INSTALLATION OF NEW PANEL. EXISTING 120V NOTIFICATION CIRCUIT AND NETWORK WIRING TO REMAIN FOR RE-USE.




← Fire Alarm Floor Plan Level 3 - Area C **1**  
Scale: 1/8" = 1'-0"





P. Lindsay Robertson  
Missouri # 2002016725



OFFICE OF ADMINISTRATIO  
DIVISION OF FACILITIES  
MANAGEMENT,  
DESIGN AND CONSTRUCTIO

DEPARTMENT OF  
MENTAL HEALTH

CHANGE IN SCOPE RE-BID:  
UPGRADE FIRE ALARM  
AND SECURITY SYSTEMS

CENTER FOR BEHAVIORAL  
MEDICINE  
KANSAS CITY, MO

PROJECT # M1903-01  
SITE # 7360  
FACILITY # 6517360003

REVISION: \_\_\_\_\_  
DATE: \_\_\_\_\_  
REVISION: \_\_\_\_\_  
DATE: \_\_\_\_\_  
REVISION: \_\_\_\_\_  
DATE: \_\_\_\_\_  
ISSUE DATE: 07/01/2022

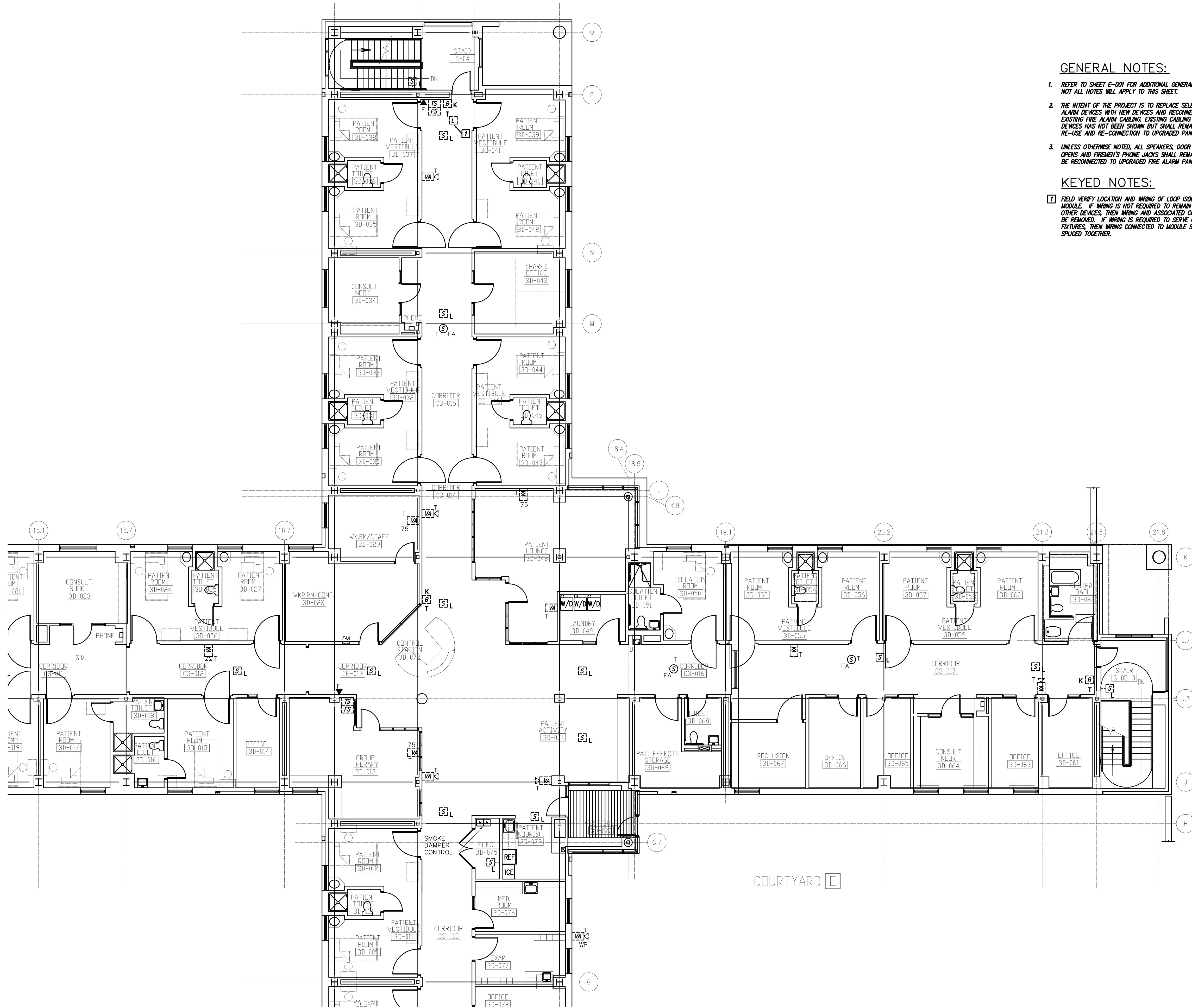
CAD DWG FILE: DF110.DWG  
DRAWN BY: BWCMMW  
CHECKED BY: PLR  
DESIGNED BY: PLR

SHEET TITLE:  
FIRE ALARM DEMO  
FLOOR PLAN  
LEVEL 3

SHEET NUMBER:

DF-110

20 OF 70 SHEETS  
07/01/2022

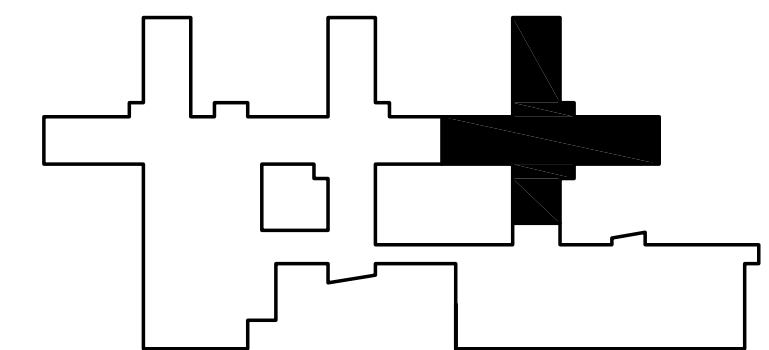



**GENERAL NOTES:**

1. REFER TO SHEET E-001 FOR ADDITIONAL GENERAL NOTES. NOT ALL NOTES WILL APPLY TO THIS SHEET.
2. THE INTENT OF THE PROJECT IS TO REPLACE SELECT FIRE ALARM DEVICES WITH NEW DEVICES AND RECONNECT TO EXISTING FIRE ALARM CABLING. EXISTING CABLING BETWEEN DEVICES HAS NOT BEEN SHOWN BUT SHALL REMAIN FOR RE-USE AND RE-CONNECTION TO UPGRADED PANEL.
3. UNLESS OTHERWISE NOTED, ALL SPEAKERS, DOOR HOLD OPENS AND FIREMEN'S PHONE JACKS SHALL REMAIN AND BE RECONNECTED TO UPGRADED FIRE ALARM PANEL.

**KEYED NOTES:**

- [1] FIELD VERIFY LOCATION AND WIRING OF LOOP ISOLATOR MODULE. IF WIRING IS NOT REQUIRED TO REMAIN TO SERVE OTHER DEVICES, THEN WIRING AND ASSOCIATED CONDUIT SHALL BE REMOVED. IF WIRING IS REQUIRED TO SERVE OTHER FEATURES, THEN WIRING CONNECTED TO MODULE SHALL BE SPLICED TOGETHER.





P. Lindsay Robertson  
Missouri # 2002016725



1600 Baltimore, Suite 300  
Kansas City, MO 64108

OFFICE OF ADMINISTRATIO  
DIVISION OF FACILITIES  
MANAGEMENT,  
DESIGN AND CONSTRUCTION

DEPARTMENT OF  
MENTAL HEALTH

CHANGE IN SCOPE RE-BID:  
UPGRADE FIRE ALARM  
AND SECURITY SYSTEMS

CENTER FOR BEHAVIORAL  
MEDICINE  
KANSAS CITY, MO

PROJECT # M1903-01  
SITE # 7360  
FACILITY # 6517360003

REVISION: \_\_\_\_\_  
DATE: \_\_\_\_\_  
REVISION: \_\_\_\_\_  
DATE: \_\_\_\_\_  
REVISION: \_\_\_\_\_  
DATE: \_\_\_\_\_  
ISSUE DATE: 07/01/2022

CAD DWG FILE: DF111.DWG  
DRAWN BY: BWCMMW  
CHECKED BY: PLR  
DESIGNED BY: PLR

SHEET TITLE:  
FIRE ALARM DEMO  
FLOOR PLAN  
LEVEL 3

SHEET NUMBER:

DF-111

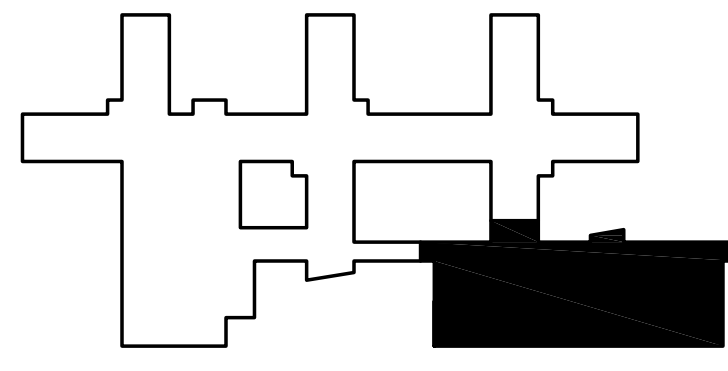
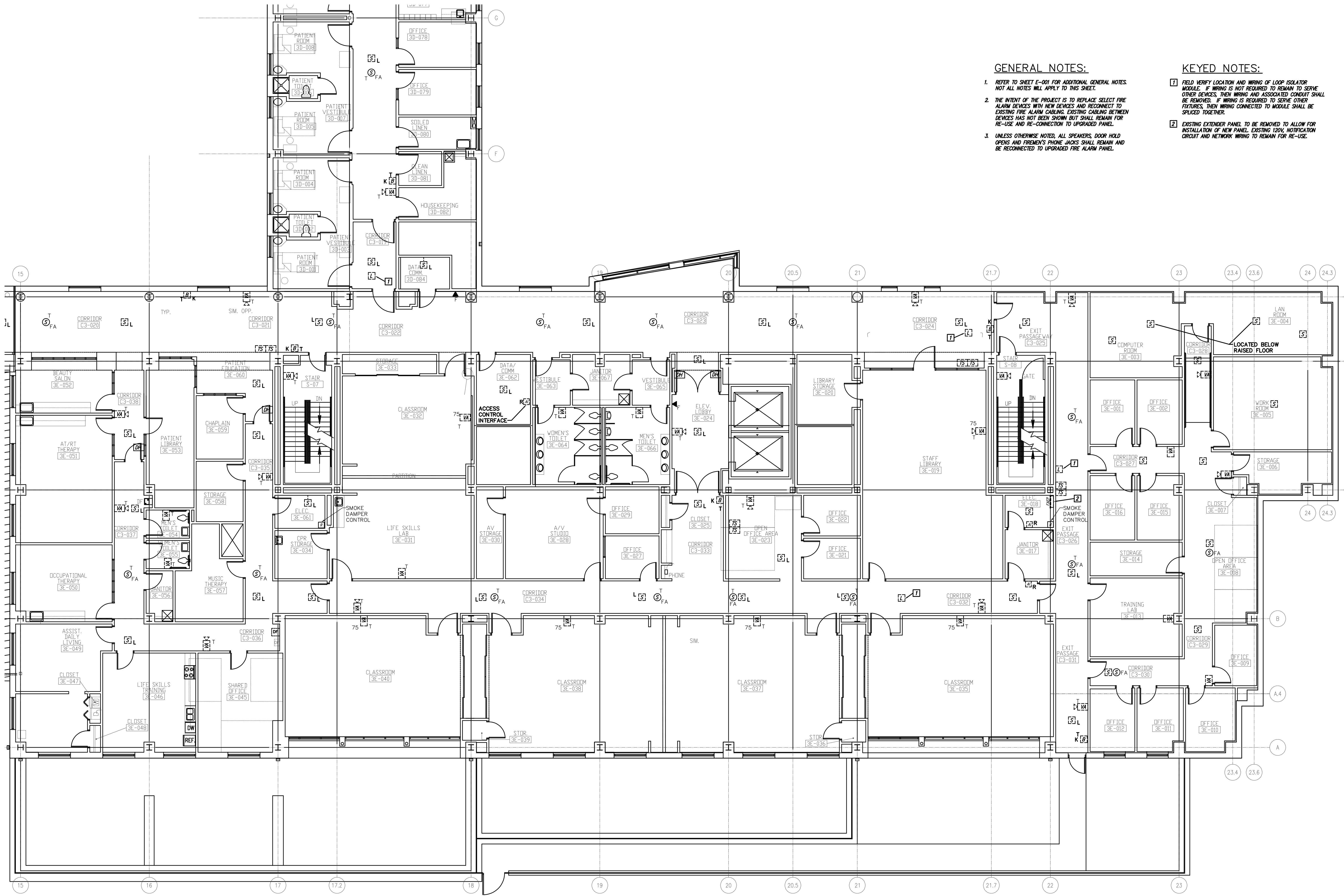
21 OF 70 SHEETS  
07/01/2022


**GENERAL NOTES:**

- REFER TO SHEET E-001 FOR ADDITIONAL GENERAL NOTES. NOT ALL NOTES WILL APPLY TO THIS SHEET.
- THE INTENT OF THE PROJECT IS TO REPLACE SELECT FIRE ALARM DEVICES WITH NEW DEVICES AND RECONNECT TO EXISTING FIRE ALARM CABLING. EXISTING CABLING BETWEEN DEVICES HAS NOT BEEN SHOWN BUT SHALL REMAIN FOR RE-USE AND RE-CONNECTION TO UPGRADED PANEL.
- UNLESS OTHERWISE NOTED, ALL SPEAKERS, DOOR HOLD OPENS AND FIREMEN'S PHONE JACKS SHALL REMAIN AND BE RECONNECTED TO UPGRADED FIRE ALARM PANEL.

**KEYED NOTES:**

- FIELD VERIFY LOCATION AND WIRING OF LOOP ISOLATOR MODULE. IF WIRING IS NOT REQUIRED TO REMAIN TO SERVE OTHER DEVICES, THEN WIRING AND ASSOCIATED CONDUIT SHALL BE REMOVED. IF WIRING IS REQUIRED TO SERVE OTHER FIXTURES, THEN WIRING CONNECTED TO MODULE SHALL BE SPliced TOGETHER.
- EXISTING EXTENDER PANEL TO BE REMOVED TO ALLOW FOR INSTALLATION OF NEW PANEL. EXISTING 120V NOTIFICATION CIRCUIT AND NETWORK WIRING TO REMAIN FOR RE-USE.





P. Lindsay Robertson  
Missouri # 2002016725  
07/01/2022



1600 Baltimore, Suite 300  
Kansas City, MO 64108

OFFICE OF ADMINISTRATIO  
DIVISION OF FACILITIES  
MANAGEMENT,  
DESIGN AND CONSTRUCTIO

DEPARTMENT OF  
MENTAL HEALTH

CHANGE IN SCOPE RE-BID:  
UPGRADE FIRE ALARM  
AND SECURITY SYSTEMS

CENTER FOR BEHAVIORAL  
MEDICINE  
KANSAS CITY, MO

PROJECT # M1903-01  
SITE # 7360  
FACILITY # 6517360003

REVISION: \_\_\_\_\_  
DATE: \_\_\_\_\_  
REVISION: \_\_\_\_\_  
DATE: \_\_\_\_\_  
REVISION: \_\_\_\_\_  
DATE: \_\_\_\_\_  
ISSUE DATE: 07/01/2022

CAD DWG FILE:DF112.DWG  
DRAWN BY: BWC/MWM  
CHECKED BY: PLR  
DESIGNED BY: PLR

SHEET TITLE:  
FIRE ALARM DEMO  
FLOOR PLAN  
LEVEL 4

SHEET NUMBER:

DF-112

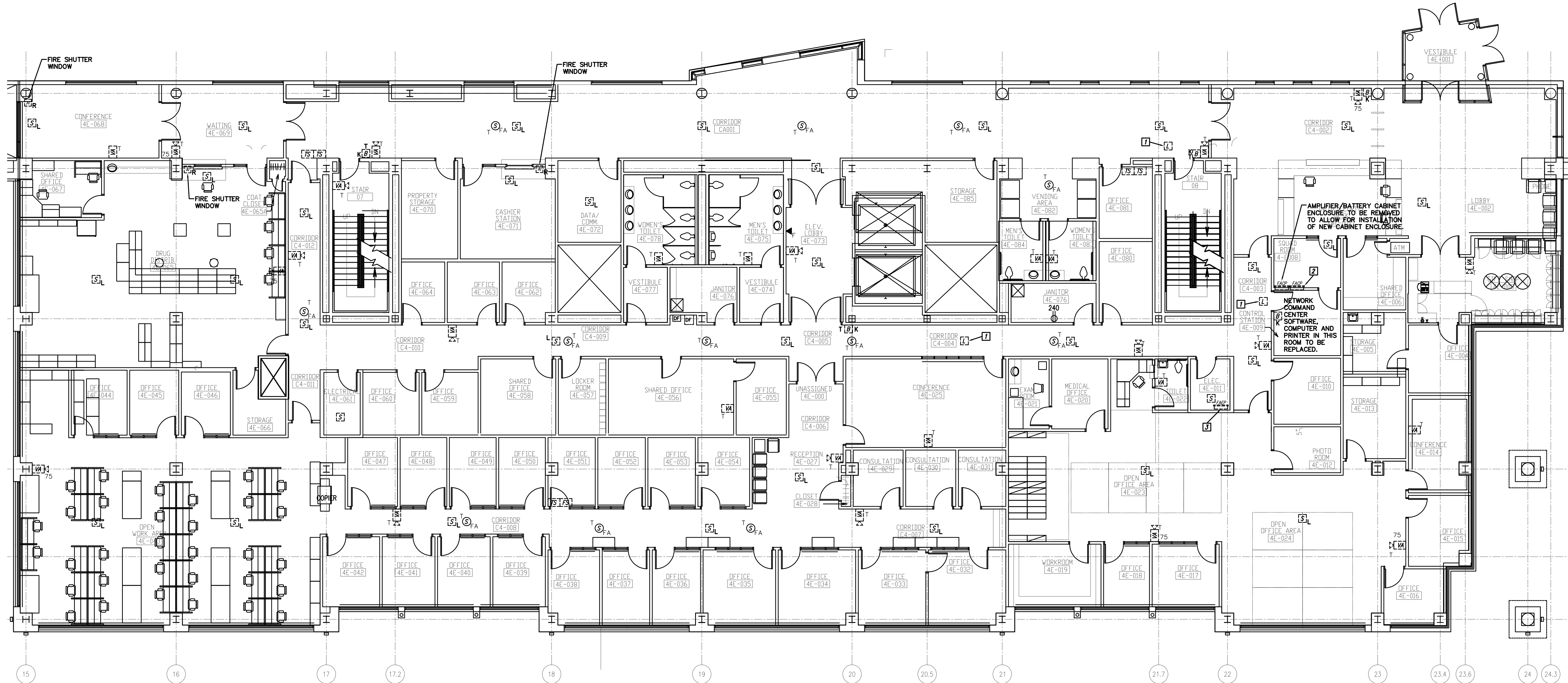
22 OF 70 SHEETS  
07/01/2022

GENERAL NOTES:

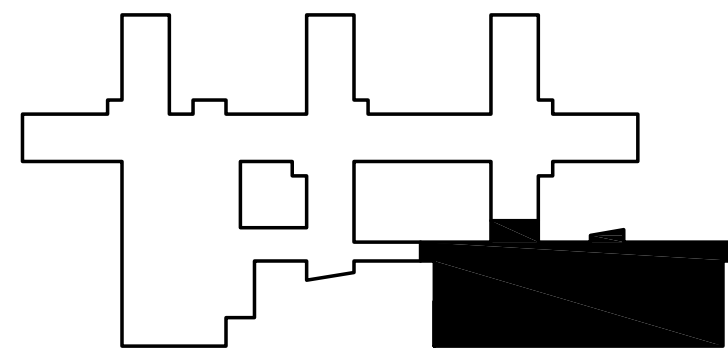
- REFER TO SHEET E-001 FOR ADDITIONAL GENERAL NOTES. NOT ALL NOTES WILL APPLY TO THIS SHEET.
- THE INTENT OF THE PROJECT IS TO REPLACE SELECT FIRE ALARM DEVICES WITH NEW DEVICES AND RECONNECT TO EXISTING FIRE ALARM CABLING. EXISTING CABLING BETWEEN DEVICES HAS NOT BEEN SHOWN BUT SHALL REMAIN FOR RE-USE AND RE-CONNECTION TO UPGRADED PANEL.
- UNLESS OTHERWISE NOTED, ALL SPEAKERS, DOOR HOLD OPENS AND FIREMEN'S PHONE JACKS SHALL REMAIN AND BE RECONNECTED TO UPGRADED FIRE ALARM PANEL.


KEYED NOTES:

- FIELD VERIFY LOCATION AND WIRING OF LOOP ISOLATOR MODULE. IF WIRING IS NOT REQUIRED TO REMAIN TO SERVE OTHER DEVICES, THEN WIRING AND ASSOCIATED CONDUIT SHALL BE REMOVED. IF WIRING IS REQUIRED TO SERVE OTHER DEVICES, THEN WIRING CONNECTED TO MODULE SHALL BE SPURRED TOGETHER.
- EXISTING CONTROL PANEL TO BE REMOVED TO ALLOW FOR INSTALLATION OF NEW PANEL. EXISTING ENCLOSURE MAY REMAIN FOR RE-USE IF IT WILL WORK WITH NEW PANEL. IF NOT, THEN REMOVE ENCLOSURE.
- EXISTING EXTENDER PANEL TO BE REMOVED TO ALLOW FOR INSTALLATION OF NEW PANEL. EXISTING 120V, NOTIFICATION CIRCUIT AND NETWORK WIRING TO REMAIN FOR RE-USE.



Fire Alarm Floor Plan Level 4 - Area E  
Scale: 1/8" = 1'-0" 1





P. Lindsay Robertson  
Missouri # 2002016725  
07/01/2022



OFFICE OF ADMINISTRATIO  
DIVISION OF FACILITIES  
MANAGEMENT,  
DESIGN AND CONSTRUCTION

DEPARTMENT OF  
MENTAL HEALTH

CHANGE IN SCOPE RE-BID:  
UPGRADE FIRE ALARM  
AND SECURITY SYSTEMS

CENTER FOR BEHAVIORAL  
MEDICINE  
KANSAS CITY, MO

PROJECT # M1903-01  
SITE # 7360  
FACILITY # 6517360003

REVISION: \_\_\_\_\_  
DATE: \_\_\_\_\_  
REVISION: \_\_\_\_\_  
DATE: \_\_\_\_\_  
REVISION: \_\_\_\_\_  
DATE: \_\_\_\_\_  
ISSUE DATE: 07/01/2022

CAD DWG FILE: DF113.DWG  
DRAWN BY: BWC/MWM  
CHECKED BY: PLR  
DESIGNED BY: PLR

SHEET TITLE:  
FIRE ALARM DEMO  
FLOOR PLAN  
LEVEL 5

SHEET NUMBER:

DF-113

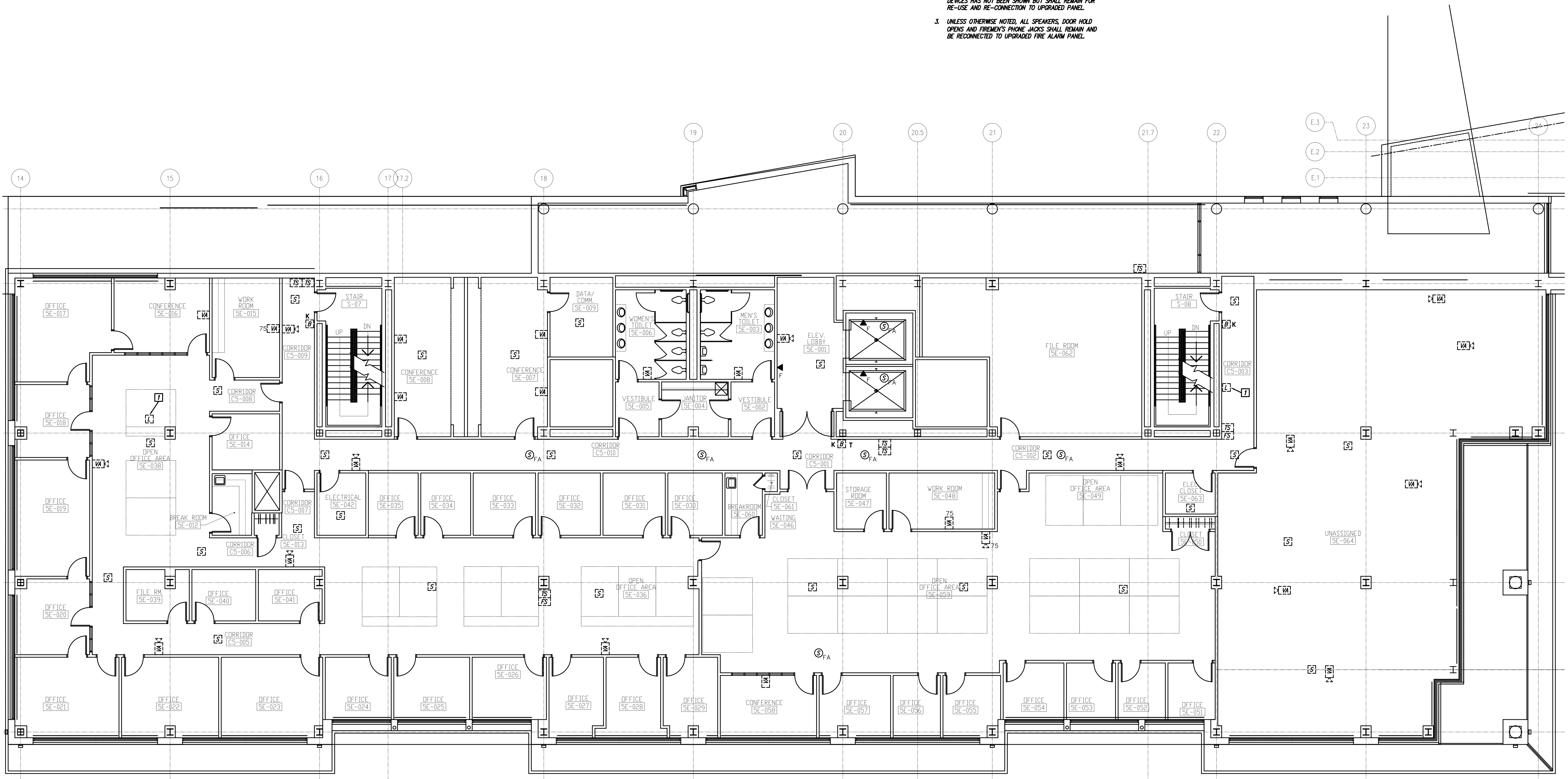
23 OF 70 SHEETS  
07/01/2022

GENERAL NOTES:

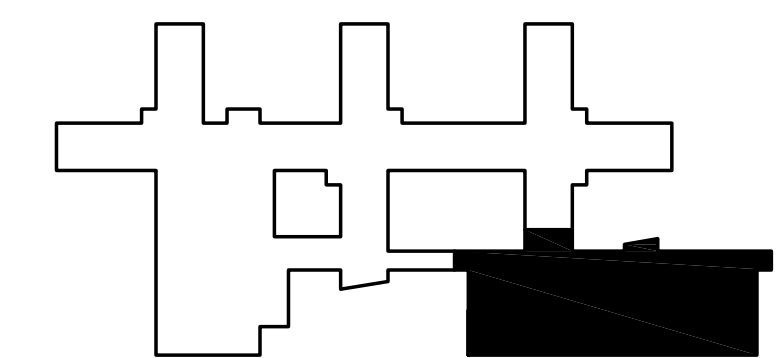
1. REFER TO SHEET E-001 FOR ADDITIONAL GENERAL NOTES. NOT ALL NOTES WILL APPLY TO THIS SHEET.
2. THE INTENT OF THE PROJECT IS TO REPLACE SELECT FIRE ALARM DEVICES WITH NEW DEVICES AND RECONNECT TO EXISTING FIRE ALARM CABLING. EXISTING CABLING BETWEEN DEVICES HAS NOT BEEN SHOWN BUT SHALL REMAIN FOR RE-USE AND RE-CONNECTION TO UPGRADED PANEL.
3. UNLESS OTHERWISE NOTED, ALL SPEAKERS, DOOR HOLD OPENS AND FIREMEN'S PHONE JACKS SHALL REMAIN AND BE RECONNECTED TO UPGRADED FIRE ALARM PANEL.


KEYED NOTES:

1. FIELD VERIFY LOCATION AND WIRING OF LOOP ISOLATOR MODULE. IF WIRING IS NOT REQUIRED TO REMAIN TO SERVE OTHER DEVICES, THEN WIRING AND ASSOCIATED CONDUIT SHALL BE REMOVED. IF WIRING IS REQUIRED TO SERVE OTHER FIXTURES, THEN WIRING CONNECTED TO MODULE SHALL BE SPLICED TOGETHER.



← Fire Alarm Floor Plan Level 5 - Area E 1  
NORTH  
Scale: 1/8" = 1'-0"





P. Lindsay Robertson  
Missouri # 2002016725  
07/01/2022



OFFICE OF ADMINISTRATIO  
DIVISION OF FACILITIES  
MANAGEMENT,  
DESIGN AND CONSTRUCTIO

DEPARTMENT OF  
MENTAL HEALTH

CHANGE IN SCOPE RE-BID:  
UPGRADE FIRE ALARM  
AND SECURITY SYSTEMS

CENTER FOR BEHAVIORAL  
MEDICINE  
KANSAS CITY, MO

PROJECT # M1903-01  
SITE # 7360  
FACILITY # 6517360003

REVISION: \_\_\_\_\_  
DATE: \_\_\_\_\_  
REVISION: \_\_\_\_\_  
DATE: \_\_\_\_\_  
REVISION: \_\_\_\_\_  
DATE: \_\_\_\_\_  
ISSUE DATE: 07/01/2022

CAD DWG FILE: DF114.DWG  
DRAWN BY: BWC/MWM  
CHECKED BY: PLR  
DESIGNED BY: PLR

SHEET TITLE:  
**FIRE ALARM DEMO  
FLOOR PLAN  
LEVEL 6**

SHEET NUMBER:

**DF-114**

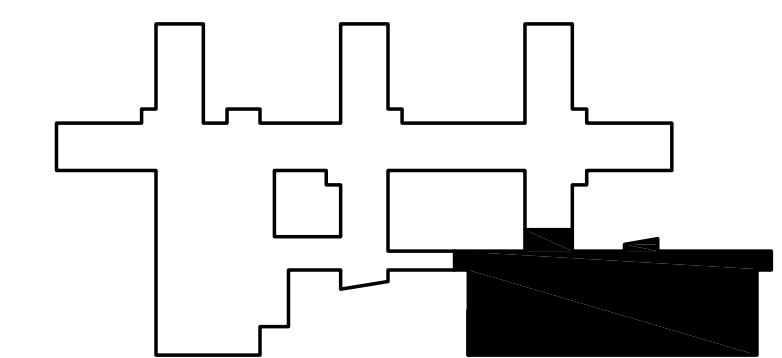
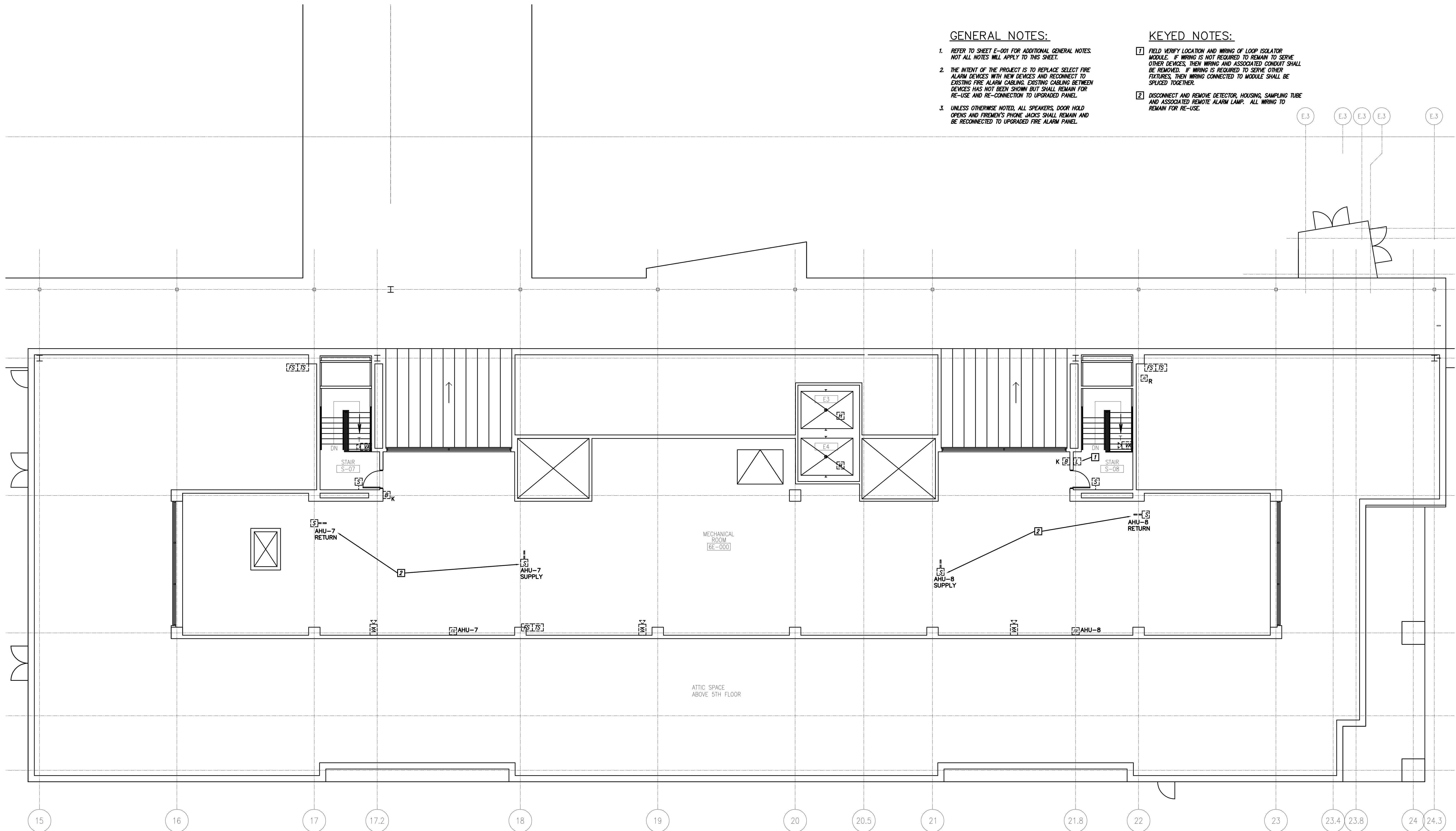
24 OF 70 SHEETS  
07/01/2022

**GENERAL NOTES:**


1. REFER TO SHEET E-001 FOR ADDITIONAL GENERAL NOTES. NOT ALL NOTES WILL APPLY TO THIS SHEET.
2. THE INTENT OF THE PROJECT IS TO REPLACE SELECT FIRE ALARM DEVICES WITH NEW DEVICES AND RECONNECT TO EXISTING FIRE ALARM CABLING. EXISTING CABLING BETWEEN DEVICES HAS NOT BEEN SHOWN BUT SHALL REMAIN FOR RE-USE AND RE-CONNECTION TO UPGRADED PANEL.
3. UNLESS OTHERWISE NOTED, ALL SPEAKERS, DOOR HOLD OPENS AND FIREMEN'S PHONE JACKS SHALL REMAIN AND BE RECONNECTED TO UPGRADED FIRE ALARM PANEL.

**KEYED NOTES:**


- 1 FIELD VERIFY LOCATION AND WIRING OF LOOP ISOLATOR MODULE. IF WIRING IS NOT REQUIRED TO REMAIN TO SERVE OTHER DEVICES, THEN WIRING AND ASSOCIATED CONDUIT SHALL BE REMOVED. IF WIRING IS REQUIRED TO SERVE OTHER FIXTURES, THEN WIRING CONNECTED TO MODULE SHALL BE SPLICED TOGETHER.
- 2 DISCONNECT AND REMOVE DETECTOR, HOUSING, SAMPLING TUBE AND ASSOCIATED REMOTE ALARM LAMP. ALL WIRING TO REMAIN FOR RE-USE.







P. Lindsay Robertson  
Missouri # 2002016725  
07/01/2022



OFFICE OF ADMINISTRATIO  
DIVISION OF FACILITIES  
MANAGEMENT,  
DESIGN AND CONSTRUCTIO

DEPARTMENT OF  
MENTAL HEALTH

CHANGE IN SCOPE RE-BID:  
UPGRADE FIRE ALARM  
AND SECURITY SYSTEMS

CENTER FOR BEHAVIORAL  
MEDICINE  
KANSAS CITY, MO

PROJECT # M1903-01  
SITE # 7360  
FACILITY # 6517360003

REVISION: \_\_\_\_\_  
DATE: \_\_\_\_\_  
REVISION: \_\_\_\_\_  
DATE: \_\_\_\_\_  
REVISION: \_\_\_\_\_  
DATE: \_\_\_\_\_  
ISSUE DATE: 07/01/2022

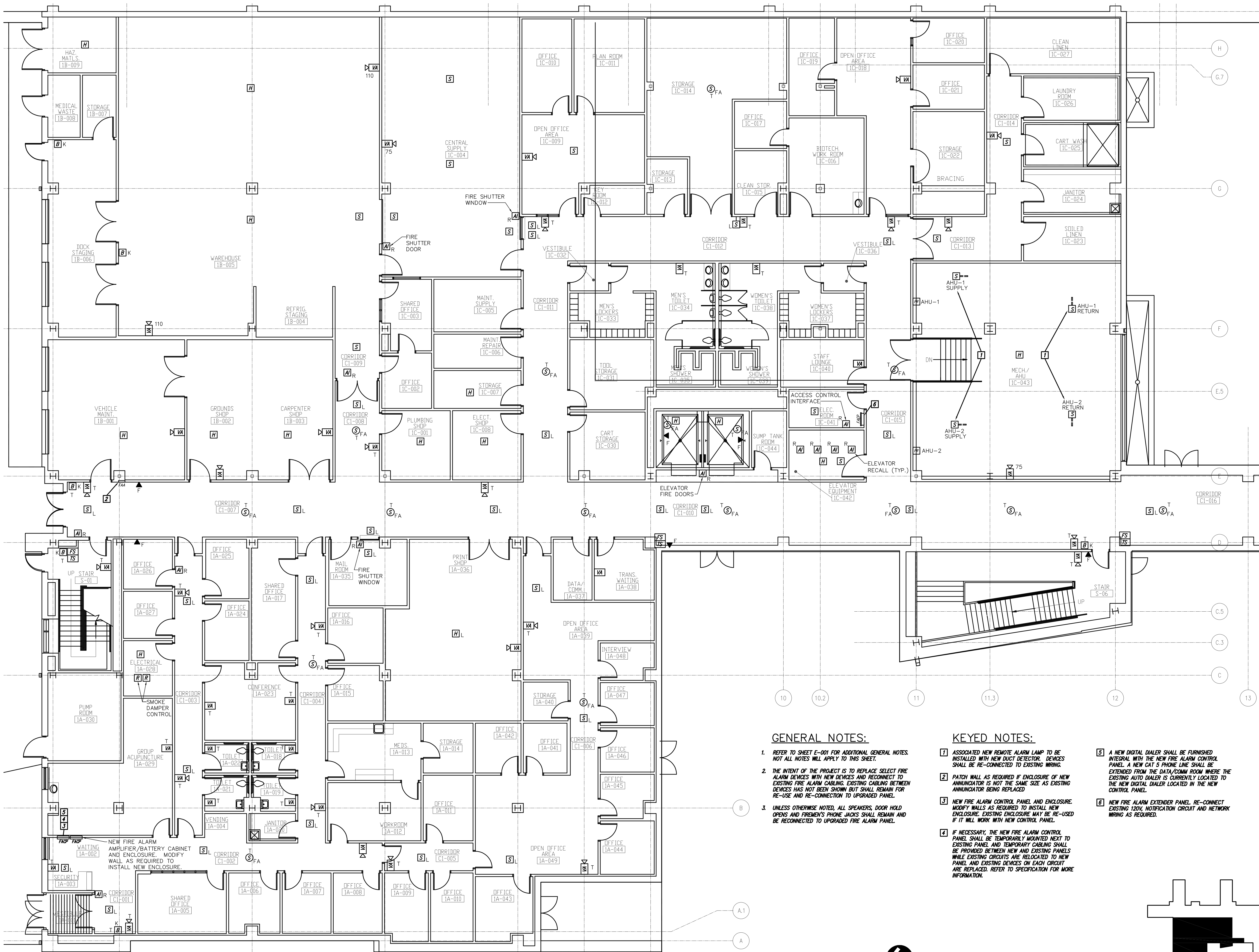
CAD DWG FILE: EF101.DWG  
DRAWN BY: BWCMMW  
CHECKED BY: PLR  
DESIGNED BY: PLR

SHEET TITLE:  
FIRE ALARM NEW  
FLOOR PLAN  
LEVEL 1

SHEET NUMBER:

EF-101

25 OF 70 SHEETS  
07/01/2022



**GENERAL NOTES:**

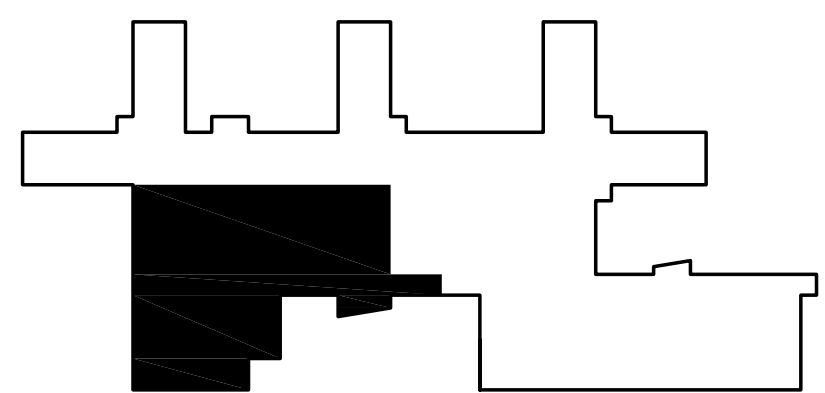
- REFER TO SHEET E-001 FOR ADDITIONAL GENERAL NOTES. NOT ALL NOTES WILL APPLY TO THIS SHEET.
- THE INTENT OF THE PROJECT IS TO REPLACE SELECT FIRE ALARM DEVICES WITH NEW DEVICES AND RECONNECT TO EXISTING FIRE ALARM CABLING. EXISTING CABLING BETWEEN DEVICES HAS NOT BEEN SHOWN BUT SHALL REMAIN FOR RE-USE AND RE-CONNECTION TO UPGRADED PANEL.
- UNLESS OTHERWISE NOTED, ALL SPEAKERS, DOOR HOLD OPENS AND FIREMEN'S PHONE JACKS SHALL REMAIN AND BE RECONNECTED TO UPGRADED FIRE ALARM PANEL.


**KEYED NOTES:**

- ASSOCIATED NEW REMOTE ALARM LAMP TO BE INSTALLED WITH NEW DUCT DETECTOR. DEVICES SHALL BE RE-CONNECTED TO EXISTING WIRING.
- PATCH WALL AS REQUIRED IF ENCLOSURE OF NEW ANNUNCIATOR IS NOT THE SAME SIZE AS EXISTING ANNUNCIATOR BEING REPLACED.
- NEW FIRE ALARM CONTROL PANEL AND ENCLOSURE. MODIFY WALLS AS REQUIRED TO INSTALL NEW ENCLOSURE. EXISTING ENCLOSURE MAY BE RE-USED IF IT WILL WORK WITH NEW CONTROL PANEL.
- IF NECESSARY, THE NEW FIRE ALARM CONTROL PANEL SHALL BE TEMPORARILY MOUNTED NEXT TO EXISTING PANEL AND TEMPORARY CABLING SHALL BE PROVIDED BETWEEN NEW AND EXISTING PANELS WHILE EXISTING CIRCUITS ARE RELOCATED TO NEW PANEL AND EXISTING DEVICES ON EACH CIRCUIT ARE REPLACED. REFER TO SPECIFICATION FOR MORE INFORMATION.
- A NEW DIGITAL DIALER SHALL BE FURNISHED INTEGRAL WITH THE NEW FIRE ALARM CONTROL PANEL. A NEW CAT 5 PHONE LINE SHALL BE EXTENDED FROM THE DATA/COMM ROOM WHERE THE EXISTING AUTO DIALER IS CURRENTLY LOCATED TO THE NEW DIGITAL DIALER LOCATED IN THE NEW CONTROL PANEL.
- NEW FIRE ALARM EXTENDER PANEL. RE-CONNECT EXISTING 120V, NOTIFICATION CIRCUIT AND NETWORK WIRING AS REQUIRED.



Fire Alarm Floor Plan Level 1 - Area A 1  
Scale: 1/8" = 1'-0"





P. Lindsay Robertson  
Missouri # 2002016725



1600 Baltimore, Suite 300  
Kansas City, MO 64108

OFFICE OF ADMINISTRATIO  
DIVISION OF FACILITIES  
MANAGEMENT,  
DESIGN AND CONSTRUCTION

DEPARTMENT OF  
MENTAL HEALTH

CHANGE IN SCOPE RE-BID:  
UPGRADE FIRE ALARM  
AND SECURITY SYSTEMS

CENTER FOR BEHAVIORAL  
MEDICINE  
KANSAS CITY, MO

PROJECT # M1903-01  
SITE # 7360  
FACILITY # 6517360003

REVISION: \_\_\_\_\_  
DATE: \_\_\_\_\_  
REVISION: \_\_\_\_\_  
DATE: \_\_\_\_\_  
REVISION: \_\_\_\_\_  
DATE: \_\_\_\_\_  
ISSUE DATE: 07/01/2022

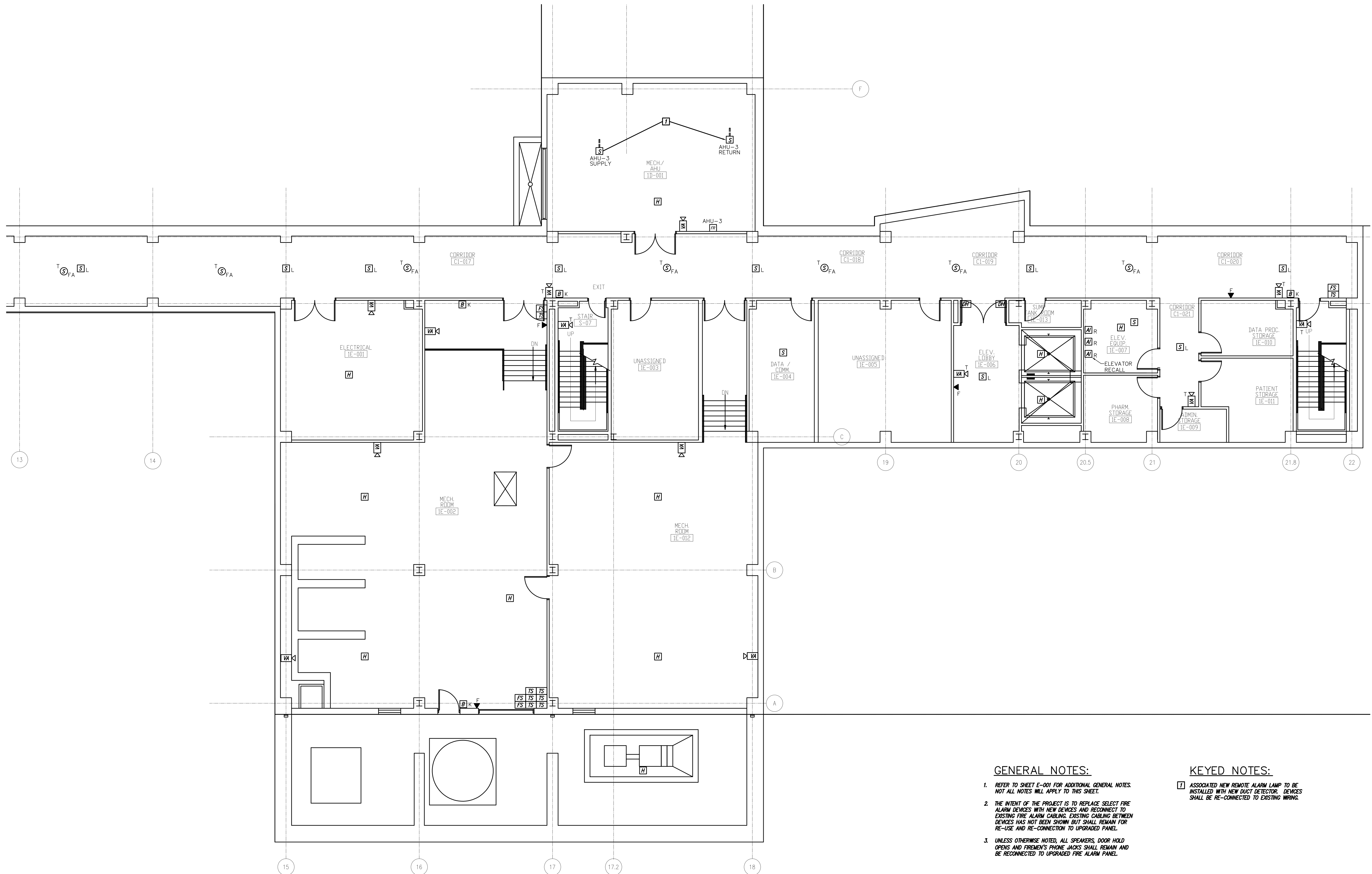
CAD DWG FILE: EF102.DWG  
DRAWN BY: BWC/MWM  
CHECKED BY: PLR  
DESIGNED BY: PLR

SHEET TITLE:  
FIRE ALARM NEW  
FLOOR PLAN  
LEVEL 1

SHEET NUMBER:

EF-102

26 OF 70 SHEETS  
07/01/2022



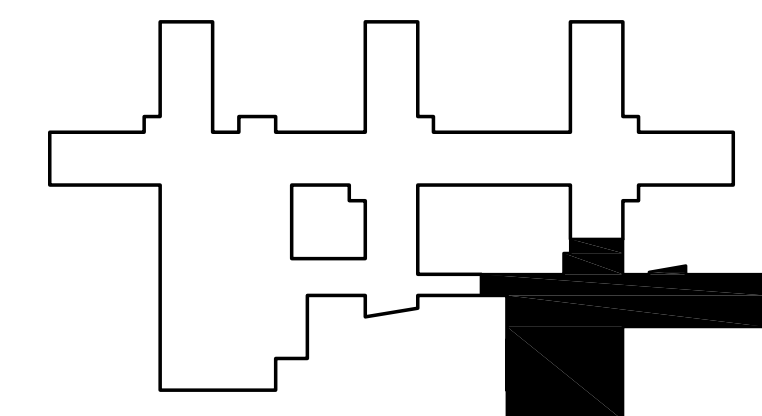
**GENERAL NOTES:**


- REFER TO SHEET E-001 FOR ADDITIONAL GENERAL NOTES. NOT ALL NOTES WILL APPLY TO THIS SHEET.
- THE INTENT OF THE PROJECT IS TO REPLACE SELECT FIRE ALARM DEVICES WITH NEW DEVICES AND RECONNECT TO EXISTING FIRE ALARM CABLING. EXISTING CABLING BETWEEN DEVICES HAS NOT BEEN SHOWN BUT SHALL REMAIN FOR RE-USE AND RE-CONNECTION TO UPGRADED PANEL.
- UNLESS OTHERWISE NOTED, ALL SPEAKERS, DOOR HOLD OPENS AND FIREMEN'S PHONE JACKS SHALL REMAIN AND BE RECONNECTED TO UPGRADED FIRE ALARM PANEL.

**KEYED NOTES:**


- ASSOCIATED NEW REMOTE ALARM LAMP TO BE INSTALLED WITH NEW DUCT DETECTOR. DEVICES SHALL BE RE-CONNECTED TO EXISTING WIRING.

Fire Alarm Floor Plan Level 1 - Area E **1**  
Scale: 1/8" = 1'-0"





P. Lindsay Robertson  
Missouri # 2002016725  
07/01/2022



OFFICE OF ADMINISTRATIO  
DIVISION OF FACILITIES  
MANAGEMENT,  
DESIGN AND CONSTRUCTION

DEPARTMENT OF  
MENTAL HEALTH

CHANGE IN SCOPE RE-BID:  
UPGRADE FIRE ALARM  
AND SECURITY SYSTEMS

CENTER FOR BEHAVIORAL  
MEDICINE  
KANSAS CITY, MO

PROJECT # M1903-01  
SITE # 7360  
FACILITY # 6517360003

REVISION: \_\_\_\_\_  
DATE: \_\_\_\_\_  
REVISION: \_\_\_\_\_  
DATE: \_\_\_\_\_  
REVISION: \_\_\_\_\_  
DATE: \_\_\_\_\_  
ISSUE DATE: 07/01/2022

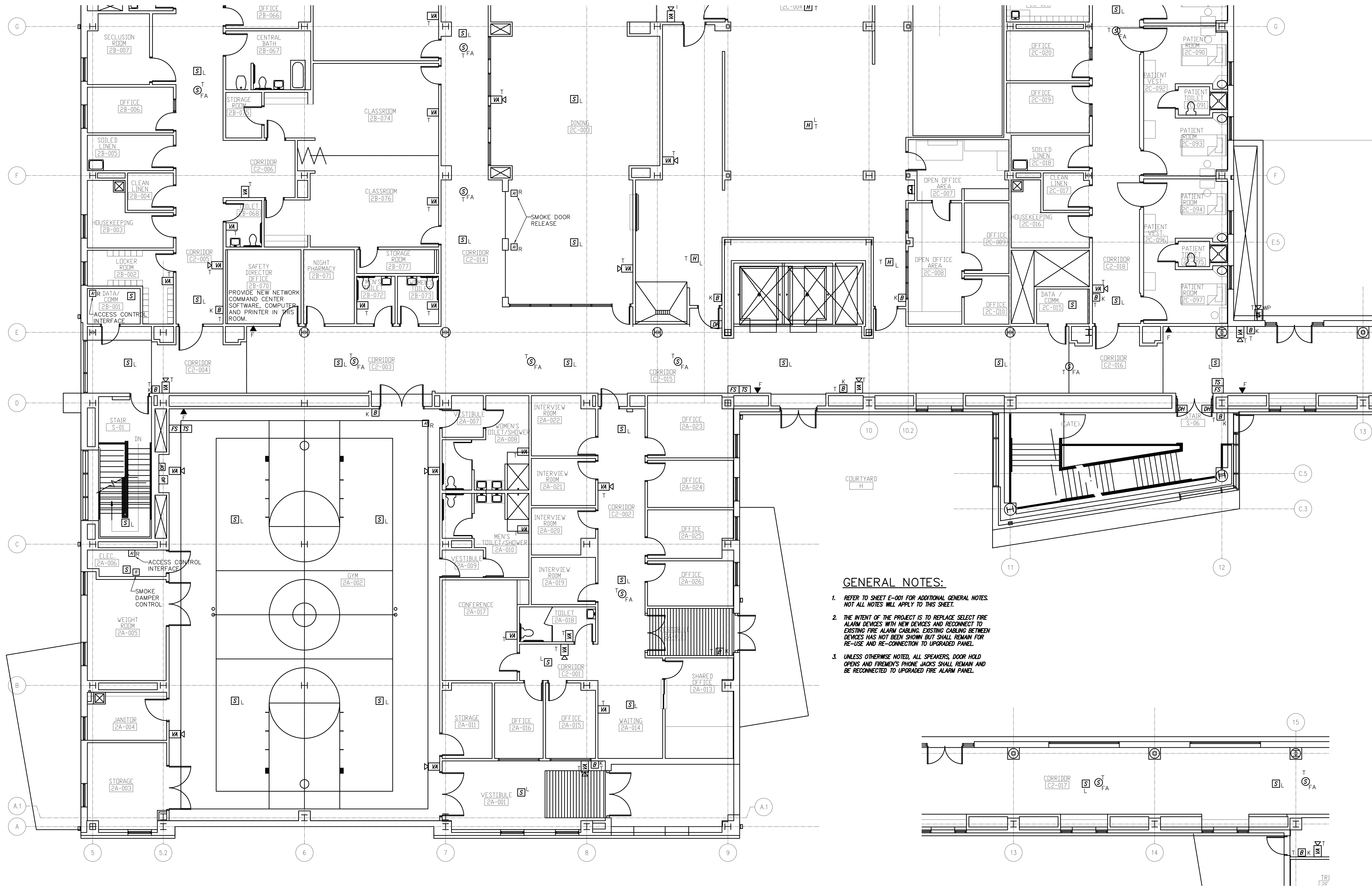
CAD DWG FILE: EF103.DWG  
DRAWN BY: BWC/MWM  
CHECKED BY: PLR  
DESIGNED BY: PLR

SHEET TITLE:  
**FIRE ALARM NEW  
FLOOR PLAN  
LEVEL 2**

SHEET NUMBER:

**EF-103**

27 OF 70 SHEETS  
07/01/2022

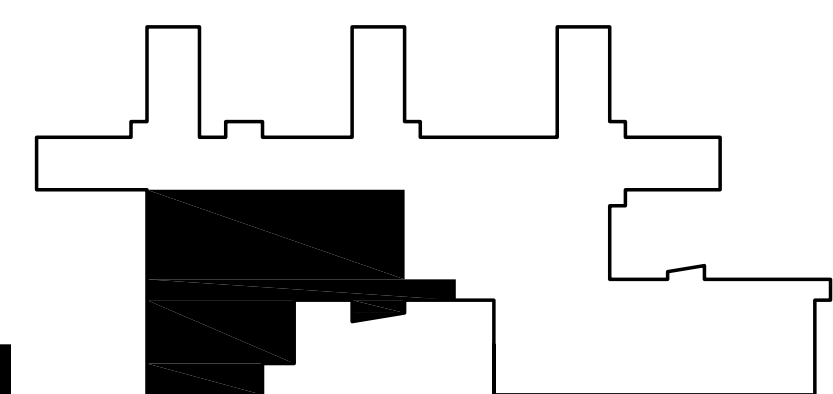



**GENERAL NOTES:**

1. REFER TO SHEET E-001 FOR ADDITIONAL GENERAL NOTES. NOT ALL NOTES WILL APPLY TO THIS SHEET.
2. THE INTENT OF THE PROJECT IS TO REPLACE SELECT FIRE ALARM DEVICES WITH NEW DEVICES AND RECONNECT TO EXISTING FIRE ALARM CABLING. EXISTING CABLING BETWEEN DEVICES HAS NOT BEEN SHOWN BUT SHALL REMAIN FOR RE-USE AND RE-CONNECTION TO UPGRADED PANEL.
3. UNLESS OTHERWISE NOTED, ALL SPEAKERS, DOOR HOLD OPENERS AND FIREMEN'S PHONE JACKS SHALL REMAIN AND BE RECONNECTED TO UPGRADED FIRE ALARM PANEL.



Fire Alarm Floor Plan Level 2 - Area A **1**  
Scale: 1/8" = 1'-0"





P. Lindsay Robertson  
Missouri # 2002016725  
07/01/2022



OFFICE OF ADMINISTRATIO  
DIVISION OF FACILITIES  
MANAGEMENT,  
DESIGN AND CONSTRUCTIO

DEPARTMENT OF  
MENTAL HEALTH

CHANGE IN SCOPE RE-BID:  
UPGRADE FIRE ALARM  
AND SECURITY SYSTEMS

CENTER FOR BEHAVIORAL  
MEDICINE  
KANSAS CITY, MO

PROJECT # M1903-01  
SITE # 7360  
FACILITY # 6517360003

REVISION: \_\_\_\_\_  
DATE: \_\_\_\_\_  
REVISION: \_\_\_\_\_  
DATE: \_\_\_\_\_  
REVISION: \_\_\_\_\_  
DATE: \_\_\_\_\_  
ISSUE DATE: 07/01/2022

CAD DWG FILE: EF104.DWG  
DRAWN BY: BWCMMW  
CHECKED BY: PLR  
DESIGNED BY: PLR

SHEET TITLE:  
FIRE ALARM NEW  
FLOOR PLAN  
LEVEL 2

SHEET NUMBER:

EF-104

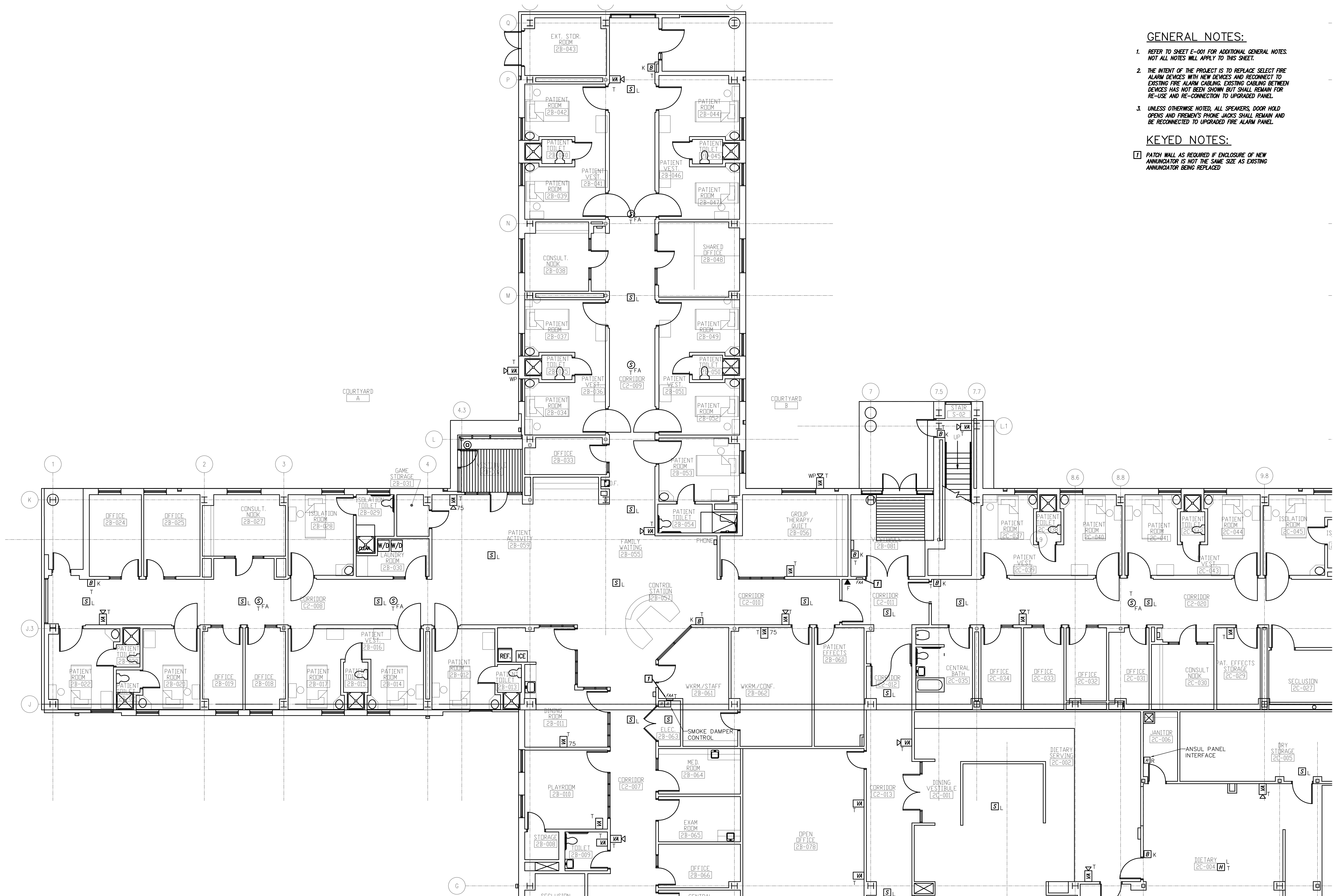
28 OF 70 SHEETS  
07/01/2022

**GENERAL NOTES:**

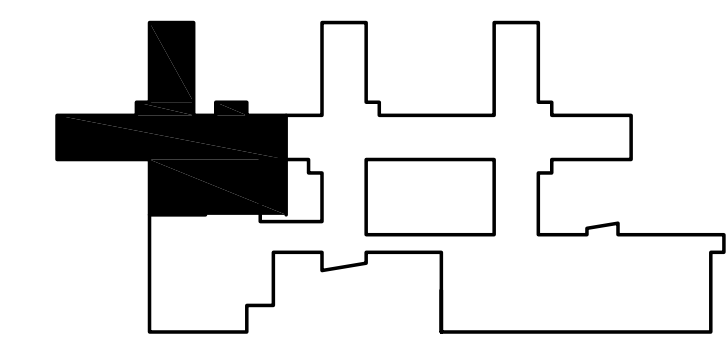
1. REFER TO SHEET E-001 FOR ADDITIONAL GENERAL NOTES. NOT ALL NOTES WILL APPLY TO THIS SHEET.
2. THE INTENT OF THE PROJECT IS TO REPLACE SELECT FIRE ALARM DEVICES WITH NEW DEVICES AND RECONNECT TO EXISTING FIRE ALARM CABLING. EXISTING CABLING BETWEEN DEVICES HAS NOT BEEN SHOWN BUT SHALL REMAIN FOR RE-USE AND RE-CONNECTION TO UPGRADED PANEL.
3. UNLESS OTHERWISE NOTED, ALL SPEAKERS, DOOR HOLD OPENS AND FIREMEN'S PHONE JACKS SHALL REMAIN AND BE RECONNECTED TO UPGRADED FIRE ALARM PANEL.


**KEYED NOTES:**

- 1. PATCH WALL AS REQUIRED IF ENCLOSURE OF NEW ANNUNCIATOR IS NOT THE SAME SIZE AS EXISTING ANNUNCIATOR BEING REPLACED




← Fire Alarm Floor Plan Level 2 - Area B 1  
Scale: 1/8" = 1'-0"





P. Lindsay Robertson  
Missouri # 2002016725  
07/01/2022



OFFICE OF ADMINISTRATIO  
DIVISION OF FACILITIES  
MANAGEMENT,  
DESIGN AND CONSTRUCTIO

DEPARTMENT OF  
MENTAL HEALTH

CHANGE IN SCOPE RE-BID:  
UPGRADE FIRE ALARM  
AND SECURITY SYSTEMS

CENTER FOR BEHAVIORAL  
MEDICINE  
KANSAS CITY, MO

PROJECT # M1903-01  
SITE # 7360  
FACILITY # 6517360003

REVISION: \_\_\_\_\_  
DATE: \_\_\_\_\_  
REVISION: \_\_\_\_\_  
DATE: \_\_\_\_\_  
REVISION: \_\_\_\_\_  
DATE: \_\_\_\_\_  
ISSUE DATE: 07/01/2022

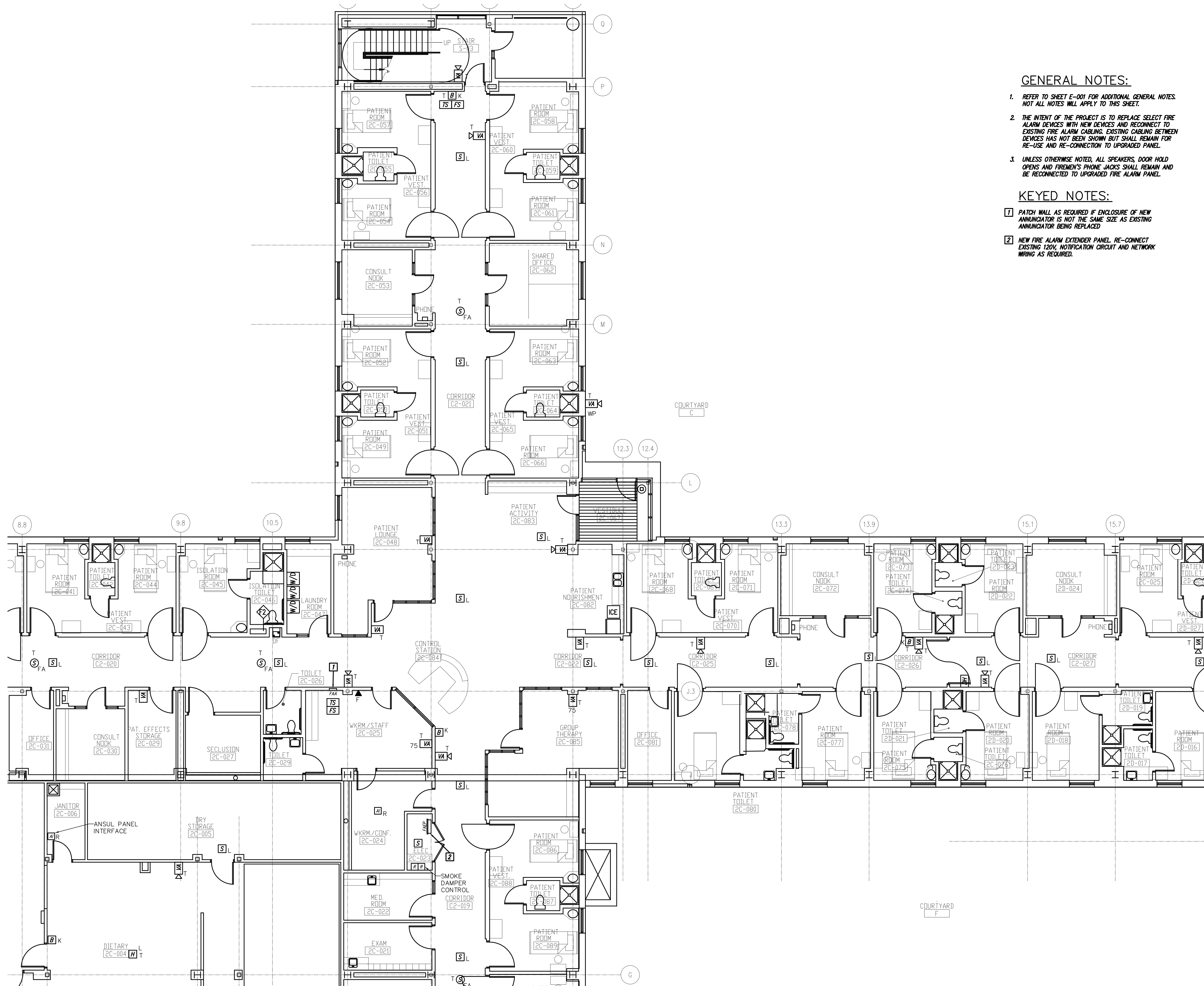
CAD DWG FILE: EF105.DWG  
DRAWN BY: BWCMMW  
CHECKED BY: PLR  
DESIGNED BY: PLR

SHEET TITLE:  
**FIRE ALARM NEW  
FLOOR PLAN  
LEVEL 2**

SHEET NUMBER:

**EF-105**

29 OF 70 SHEETS  
07/01/2022

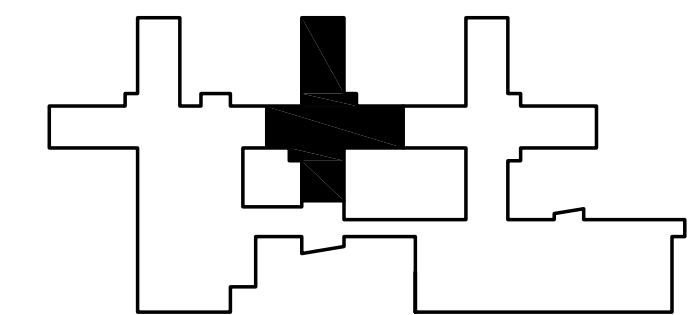



**GENERAL NOTES:**

1. REFER TO SHEET E-001 FOR ADDITIONAL GENERAL NOTES. NOT ALL NOTES WILL APPLY TO THIS SHEET.
2. THE INTENT OF THE PROJECT IS TO REPLACE SELECT FIRE ALARM DEVICES WITH NEW DEVICES AND RECONNECT TO EXISTING FIRE ALARM CABLING. EXISTING CABLING BETWEEN DEVICES HAS NOT BEEN SHOWN BUT SHALL REMAIN FOR RE-USE AND RE-CONNECTION TO UPGRADED PANEL.
3. UNLESS OTHERWISE NOTED, ALL SPEAKERS, DOOR HOLD OPENS AND FIREMEN'S PHONE JACKS SHALL REMAIN AND BE RECONNECTED TO UPGRADED FIRE ALARM PANEL.


**KEYED NOTES:**

1. PATCH WALL AS REQUIRED IF ENCLOSURE OF NEW ANNUNCIATOR IS NOT THE SAME SIZE AS EXISTING ANNUNCIATOR BEING REPLACED.
2. NEW FIRE ALARM EXTENDER PANEL. RE-CONNECT EXISTING 120V, NOTIFICATION CIRCUIT AND NETWORK WIRING AS REQUIRED.





P. Lindsay Robertson  
Missouri # 2002016725  
07/01/2022



OFFICE OF ADMINISTRATIO  
DIVISION OF FACILITIES  
MANAGEMENT,  
DESIGN AND CONSTRUCTIO

DEPARTMENT OF  
MENTAL HEALTH

CHANGE IN SCOPE RE-BID:  
UPGRADE FIRE ALARM  
AND SECURITY SYSTEMS

CENTER FOR BEHAVIORAL  
MEDICINE  
KANSAS CITY, MO

PROJECT # M1903-01  
SITE # 7360  
FACILITY # 6517360003

REVISION: \_\_\_\_\_  
DATE: \_\_\_\_\_  
REVISION: \_\_\_\_\_  
DATE: \_\_\_\_\_  
REVISION: \_\_\_\_\_  
DATE: \_\_\_\_\_  
ISSUE DATE: 07/01/2022

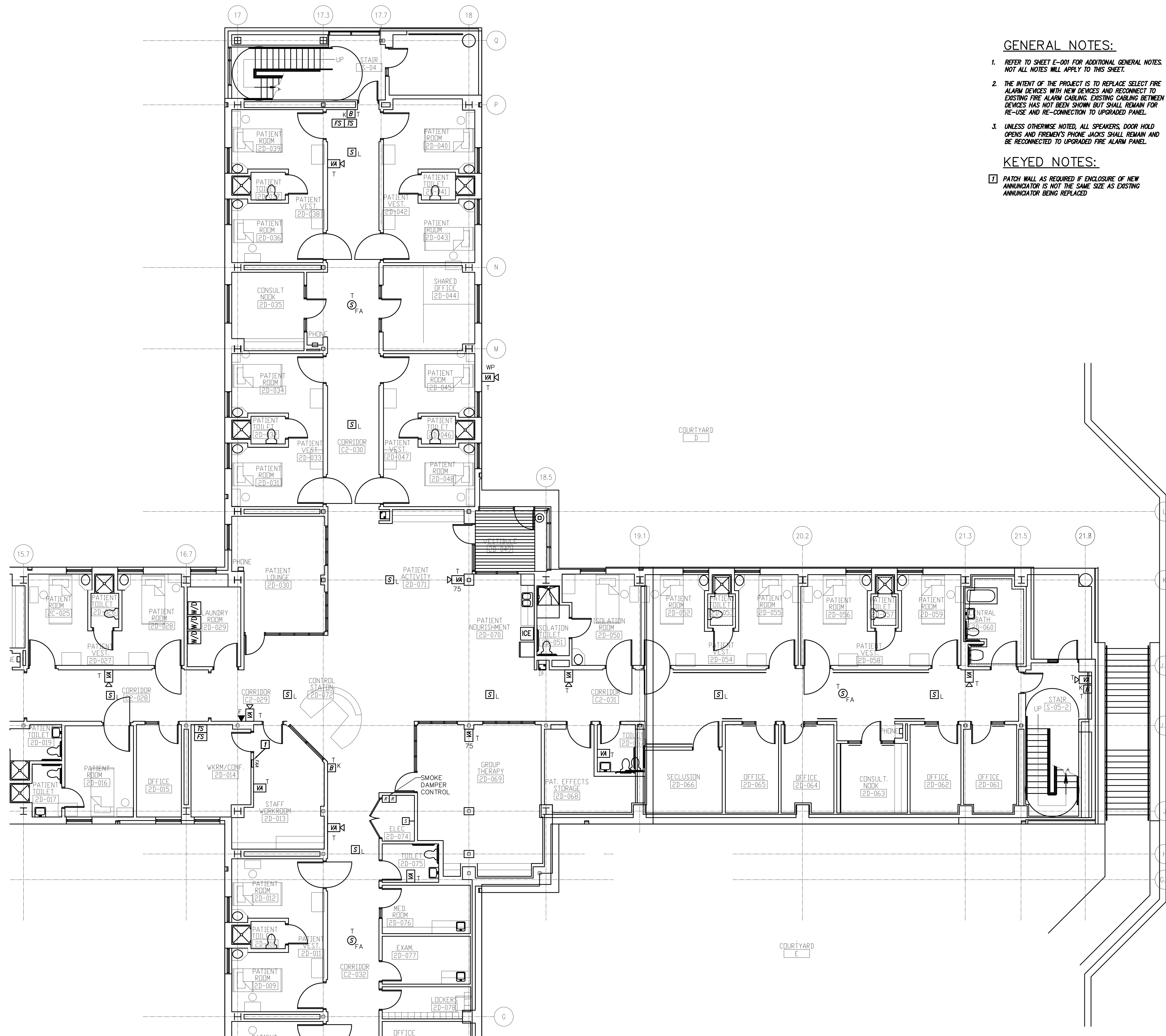
CAD DWG FILE: EF106.DWG  
DRAWN BY: BWC/MWM  
CHECKED BY: PLR  
DESIGNED BY: PLR

SHEET TITLE:  
FIRE ALARM NEW  
FLOOR PLAN  
LEVEL 2

SHEET NUMBER:

EF-106

30 OF 70 SHEETS  
07/01/2022



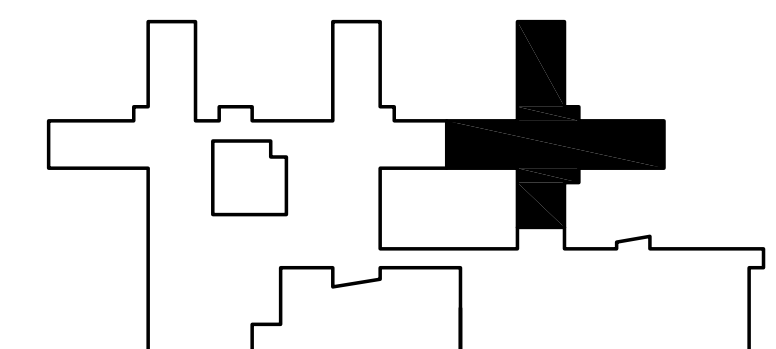
**GENERAL NOTES:**

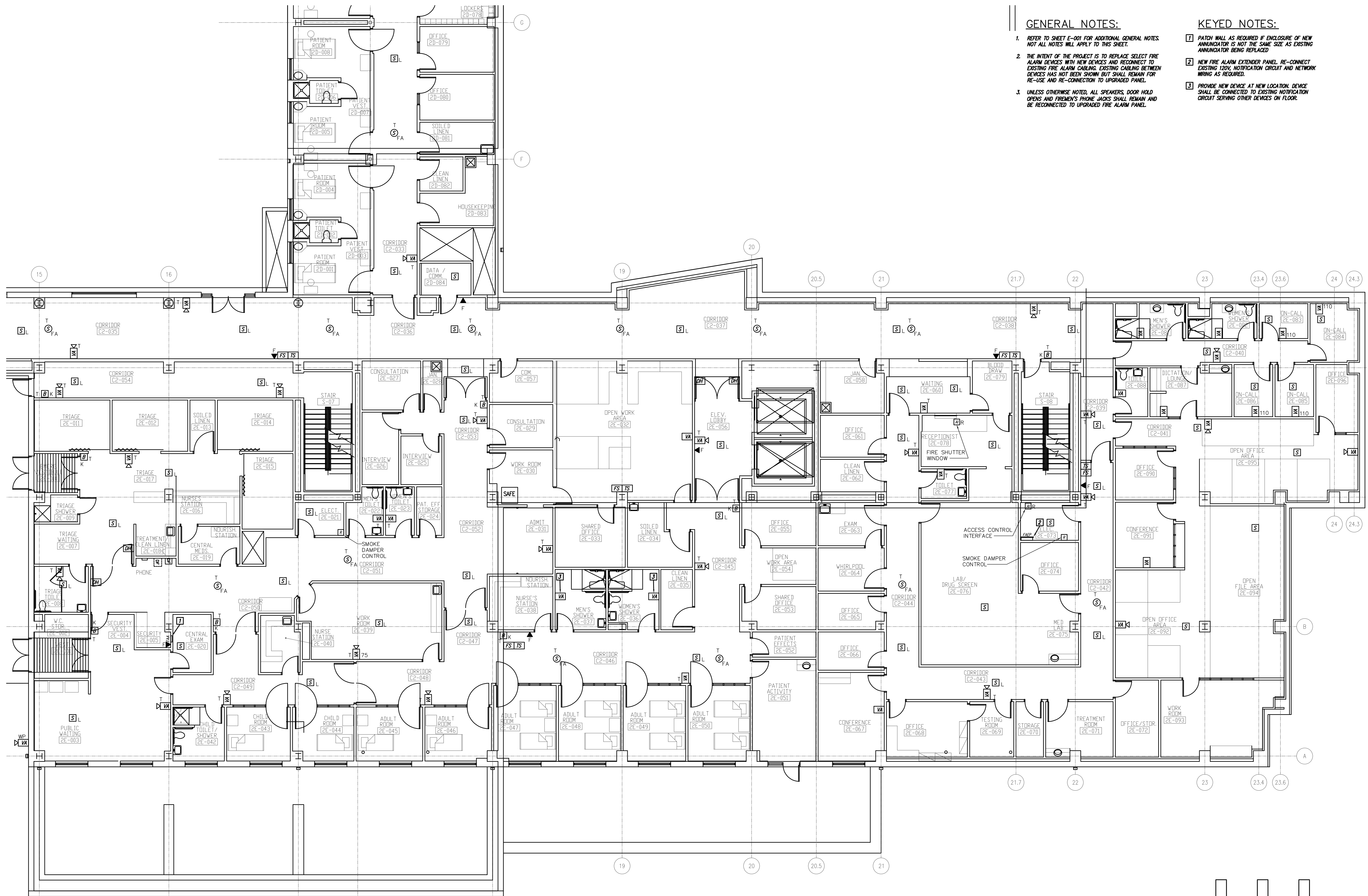
1. REFER TO SHEET E-001 FOR ADDITIONAL GENERAL NOTES. NOT ALL NOTES WILL APPLY TO THIS SHEET.
2. THE INTENT OF THE PROJECT IS TO REPLACE SELECT FIRE ALARM DEVICES WITH NEW DEVICES AND RECONNECT TO EXISTING FIRE ALARM CABLING. EXISTING CABLING BETWEEN DEVICES HAS NOT BEEN SHOWN BUT SHALL REMAIN FOR RE-USE AND RE-CONNECTION TO UPGRADED PANEL.
3. UNLESS OTHERWISE NOTED, ALL SPEAKERS, DOOR HOLD OPENS AND FIREMEN'S PHONE JACKS SHALL REMAIN AND BE RECONNECTED TO UPGRADED FIRE ALARM PANEL.

**KEYED NOTES:**

- [ ] PATCH WALL AS REQUIRED IF ENCLOSURE OF NEW ANNUNCIATOR IS NOT THE SAME SIZE AS EXISTING ANNUNCIATOR BEING REPLACED

← Fire Alarm Floor Plan Level 2 - Area D **1**  
Scale: 1/8" = 1'-0"  
NORTH







**GENERAL NOTES:**

1. REFER TO SHEET E-001 FOR ADDITIONAL GENERAL NOTES. NOT ALL NOTES WILL APPLY TO THIS SHEET.
2. THE INTENT OF THE PROJECT IS TO REPLACE SELECT FIRE ALARM DEVICES WITH NEW DEVICES AND RECONNECT TO EXISTING FIRE ALARM CABLING. EXISTING CABLING BETWEEN DEVICES HAS NOT BEEN SHOWN BUT SHALL REMAIN FOR RE-USE AND RE-CONNECTION TO UPGRADED PANEL.
3. UNLESS OTHERWISE NOTED, ALL SPEAKERS, DOOR HOLD OPENS AND FIREMEN'S PHONE JACKS SHALL REMAIN AND BE RECONNECTED TO UPGRADED FIRE ALARM PANEL.

**KEYED NOTES:**

- 1 PATCH WALL AS REQUIRED IF ENCLOSURE OF NEW ANNUNCIATOR IS NOT THE SAME SIZE AS EXISTING ANNUNCIATOR BEING REPLACED
- 2 NEW FIRE ALARM EXTENDER PANEL. RE-CONNECT EXISTING 120V, NOTIFICATION CIRCUIT AND NETWORK WIRING AS REQUIRED.
- 3 PROVIDE NEW DEVICE AT NEW LOCATION. DEVICE SHALL BE CONNECTED TO EXISTING NOTIFICATION CIRCUIT SERVING OTHER DEVICES ON FLOOR.



OFFICE OF ADMINISTRATIO  
DIVISION OF FACILITIES  
MANAGEMENT,  
DESIGN AND CONSTRUCTIO

DEPARTMENT OF  
MENTAL HEALTH

CHANGE IN SCOPE RE-BID:  
UPGRADE FIRE ALARM  
AND SECURITY SYSTEMS

CENTER FOR BEHAVIORAL  
MEDICINE  
KANSAS CITY, MO

PROJECT # M1903-01  
SITE # 7360  
FACILITY # 6517360003

REVISION: \_\_\_\_\_  
DATE: \_\_\_\_\_  
REVISION: \_\_\_\_\_  
DATE: \_\_\_\_\_  
REVISION: \_\_\_\_\_  
DATE: \_\_\_\_\_  
ISSUE DATE: 07/01/2022

CAD DWG FILE: EF107.DWG  
DRAWN BY: BWCMMW  
CHECKED BY: PLR  
DESIGNED BY: PLR

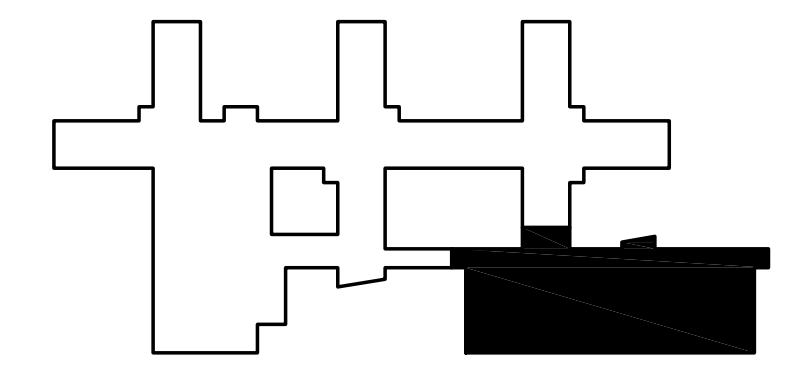
SHEET TITLE:  
**FIRE ALARM NEW  
FLOOR PLAN  
LEVEL 2**


SHEET NUMBER:

**EF-107**

31 OF 70 SHEETS  
07/01/2022

Fire Alarm Floor Plan Level 2 - Area E **1**  
Scale: 1/8" = 1'-0"





P. Lindsay Robertson  
Missouri # 2002016725



OFFICE OF ADMINISTRATIO  
DIVISION OF FACILITIES  
MANAGEMENT,  
DESIGN AND CONSTRUCTIO

DEPARTMENT OF  
MENTAL HEALTH

CHANGE IN SCOPE RE-BID:  
UPGRADE FIRE ALARM  
AND SECURITY SYSTEMS

CENTER FOR BEHAVIORAL  
MEDICINE  
KANSAS CITY, MO

PROJECT # M1903-01  
SITE # 7360  
FACILITY # 6517360003

REVISION: \_\_\_\_\_  
DATE: \_\_\_\_\_  
REVISION: \_\_\_\_\_  
DATE: \_\_\_\_\_  
REVISION: \_\_\_\_\_  
DATE: \_\_\_\_\_  
ISSUE DATE: 07/01/2022

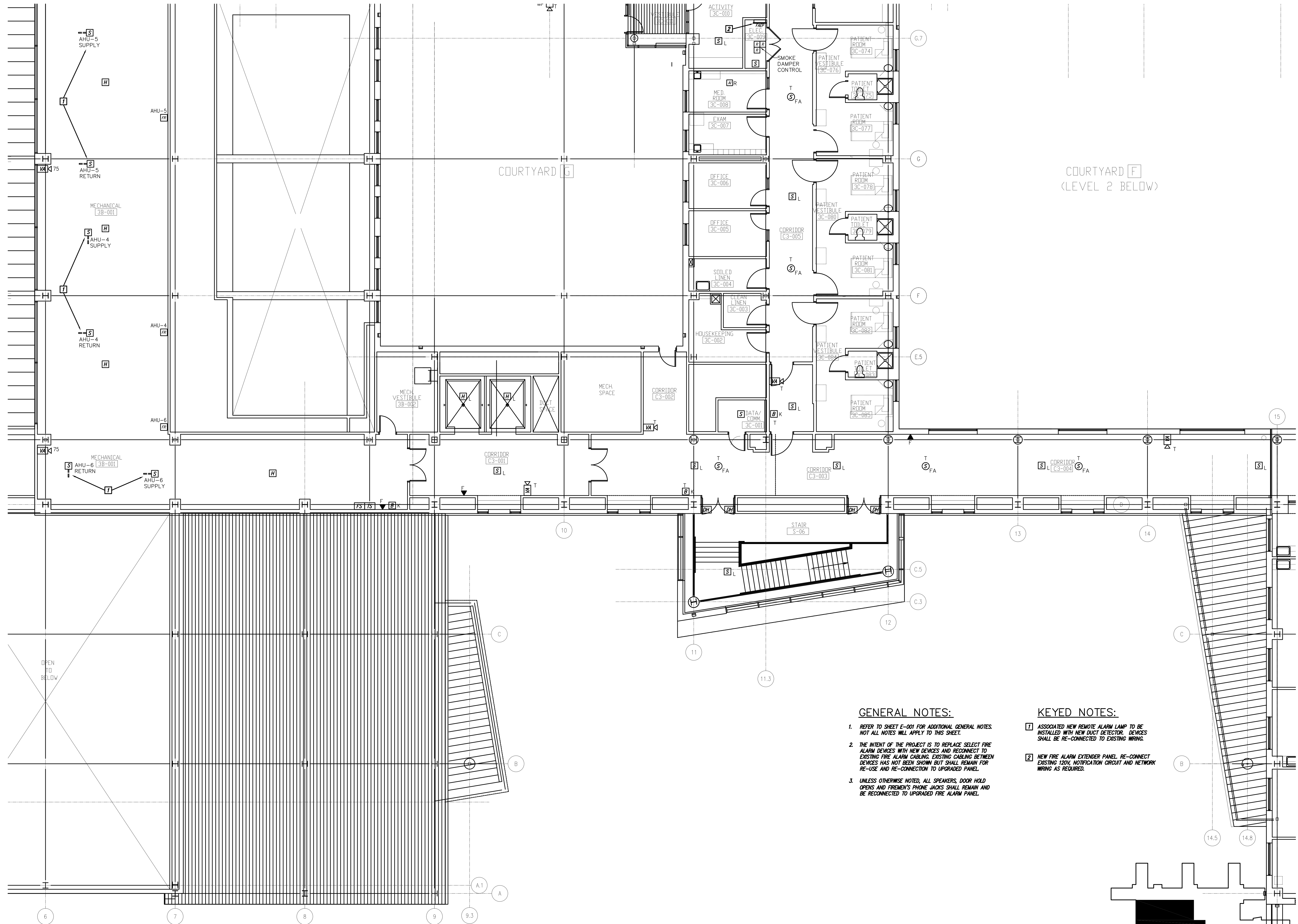
CAD DWG FILE: EF108.DWG  
DRAWN BY: BWC/MWM  
CHECKED BY: PLR  
DESIGNED BY: PLR

SHEET TITLE:  
**FIRE ALARM NEW  
FLOOR PLAN  
LEVEL 3**

SHEET NUMBER:

**EF-108**

32 OF 70 SHEETS  
07/01/2022



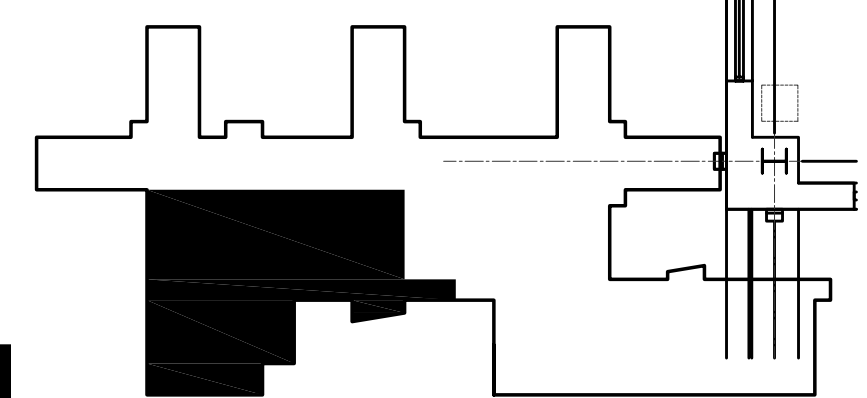
**GENERAL NOTES:**

- REFER TO SHEET E-001 FOR ADDITIONAL GENERAL NOTES. NOT ALL NOTES WILL APPLY TO THIS SHEET.
- THE INTENT OF THE PROJECT IS TO REPLACE SELECT FIRE ALARM DEVICES WITH NEW DEVICES AND RECONNECT TO EXISTING FIRE ALARM CABLING. EXISTING CABLING BETWEEN DEVICES HAS NOT BEEN SHOWN BUT SHALL REMAIN FOR RE-USE AND RE-CONNECTION TO UPGRADED PANEL.
- UNLESS OTHERWISE NOTED, ALL SPEAKERS, DOOR HOLD OPENS AND FIREMEN'S PHONE JACKS SHALL REMAIN AND BE RECONNECTED TO UPGRADED FIRE ALARM PANEL.

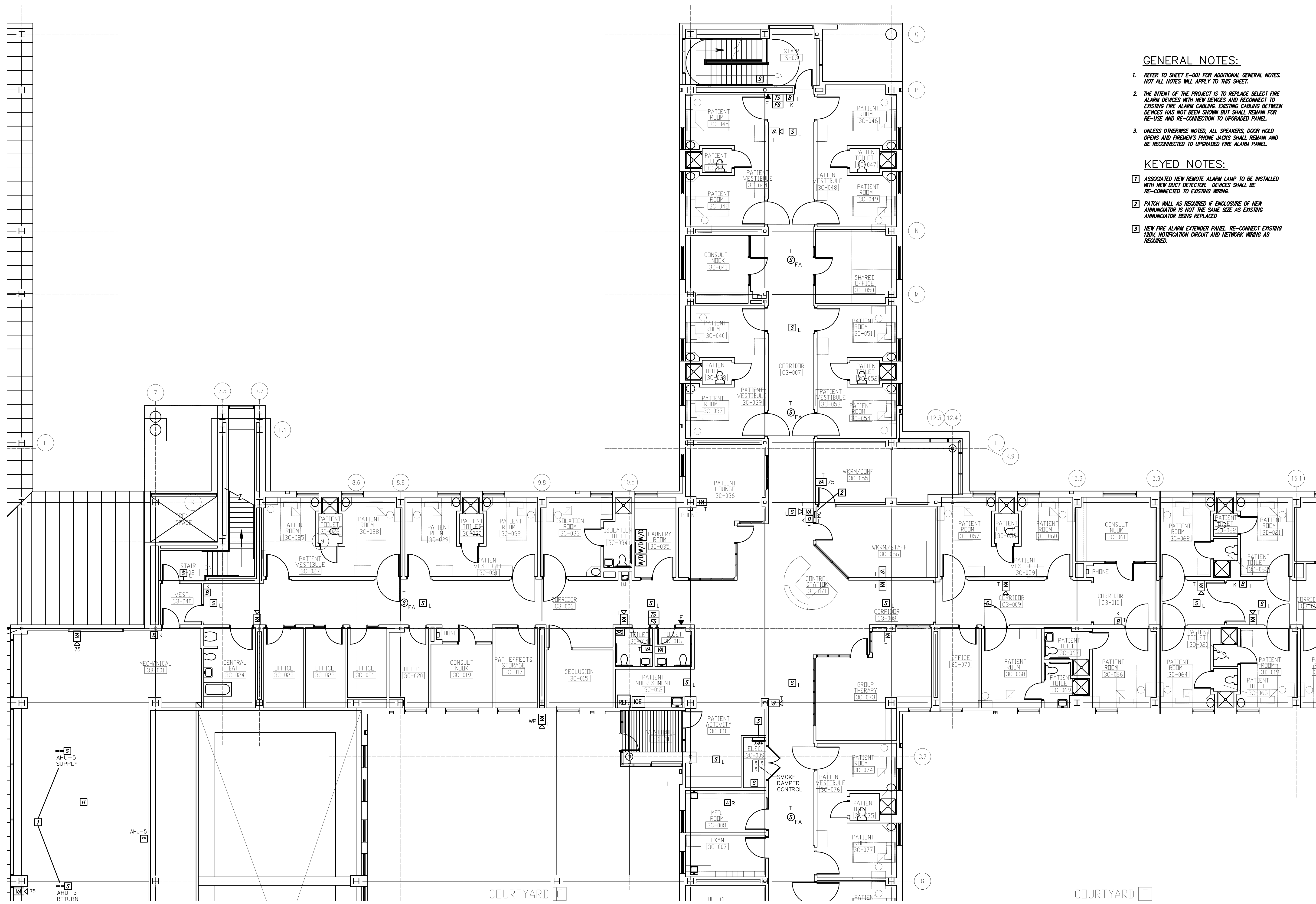
**KEYED NOTES:**

- ASSOCIATED NEW REMOTE ALARM LAMP TO BE INSTALLED WITH NEW DUCT DETECTOR. DEVICES SHALL BE RE-CONNECTED TO EXISTING WIRING.
- NEW FIRE ALARM EXTENDER PANEL. RE-CONNECT EXISTING 120V, NOTIFICATION CIRCUIT AND NETWORK WIRING AS REQUIRED.

Fire Alarm Floor Plan Level 3 - Area A **1**  
Scale: 1/8" = 1'-0"








**GENERAL NOTES:**

- REFER TO SHEET E-001 FOR ADDITIONAL GENERAL NOTES. NOT ALL NOTES WILL APPLY TO THIS SHEET.
- THE INTENT OF THE PROJECT IS TO REPLACE SELECT FIRE ALARM DEVICES WITH NEW DEVICES AND RECONNECT TO EXISTING FIRE ALARM CABLING. EXISTING CABLING BETWEEN DEVICES HAS NOT BEEN SHOWN BUT SHALL REMAIN FOR RE-USE AND RE-CONNECTION TO UPGRADED PANEL.
- UNLESS OTHERWISE NOTED, ALL SPEAKERS, DOOR HOLD OPENERS AND FIREMEN'S PHONE JACKS SHALL REMAIN AND BE RECONNECTED TO UPGRADED FIRE ALARM PANEL.

**KEYED NOTES:**

- ASSOCIATED NEW REMOTE ALARM LAMP TO BE INSTALLED WITH NEW DUCT DETECTOR. DEVICES SHALL BE RE-CONNECTED TO EXISTING WIRING.
- PATCH WALL AS REQUIRED IF ENCLOSURE OF NEW ANNUNCIATOR IS NOT THE SAME SIZE AS EXISTING ANNUNCIATOR BEING REPLACED.
- NEW FIRE ALARM EXTENDER PANEL. RE-CONNECT EXISTING 120V, NOTIFICATION CIRCUIT AND NETWORK WIRING AS REQUIRED.



P. Lindsay Robertson  
Missouri # 2002016725  
07/01/2022



OFFICE OF ADMINISTRATIO  
DIVISION OF FACILITIES  
MANAGEMENT,  
DESIGN AND CONSTRUCTIO

DEPARTMENT OF  
MENTAL HEALTH

CHANGE IN SCOPE RE-BID:  
UPGRADE FIRE ALARM  
AND SECURITY SYSTEMS

CENTER FOR BEHAVIORAL  
MEDICINE  
KANSAS CITY, MO

PROJECT # M1903-01  
SITE # 7360  
FACILITY # 6517360003

REVISION: \_\_\_\_\_  
DATE: \_\_\_\_\_  
REVISION: \_\_\_\_\_  
DATE: \_\_\_\_\_  
REVISION: \_\_\_\_\_  
DATE: \_\_\_\_\_  
ISSUE DATE: 07/01/2022

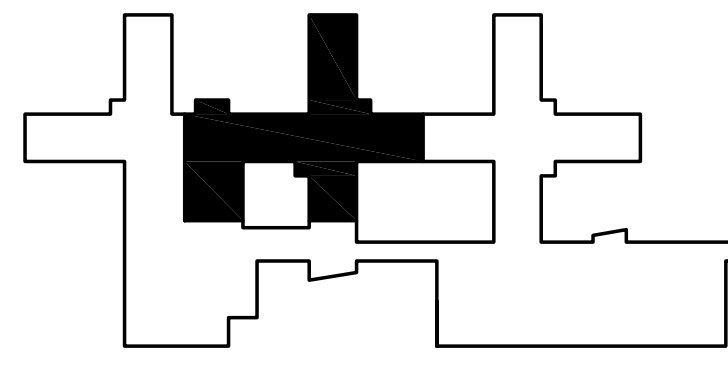
CAD DWG FILE: EF109.DWG  
DRAWN BY: BWCMMW  
CHECKED BY: PLR  
DESIGNED BY: PLR


SHEET TITLE:  
**FIRE ALARM NEW  
FLOOR PLAN  
LEVEL 3**

SHEET NUMBER:


**EF-109**

33 OF 70 SHEETS  
07/01/2022





P. Lindsay Robertson  
Missouri # 2002016725  
07/01/2022



OFFICE OF ADMINISTRATIO  
DIVISION OF FACILITIES  
MANAGEMENT,  
DESIGN AND CONSTRUCTION

DEPARTMENT OF  
MENTAL HEALTH

CHANGE IN SCOPE RE-BID:  
UPGRADE FIRE ALARM  
AND SECURITY SYSTEMS

CENTER FOR BEHAVIORAL  
MEDICINE  
KANSAS CITY, MO

PROJECT # M1903-01  
SITE # 7360  
FACILITY # 6517360003

REVISION: \_\_\_\_\_  
DATE: \_\_\_\_\_  
REVISION: \_\_\_\_\_  
DATE: \_\_\_\_\_  
REVISION: \_\_\_\_\_  
DATE: \_\_\_\_\_  
ISSUE DATE: 07/01/2022

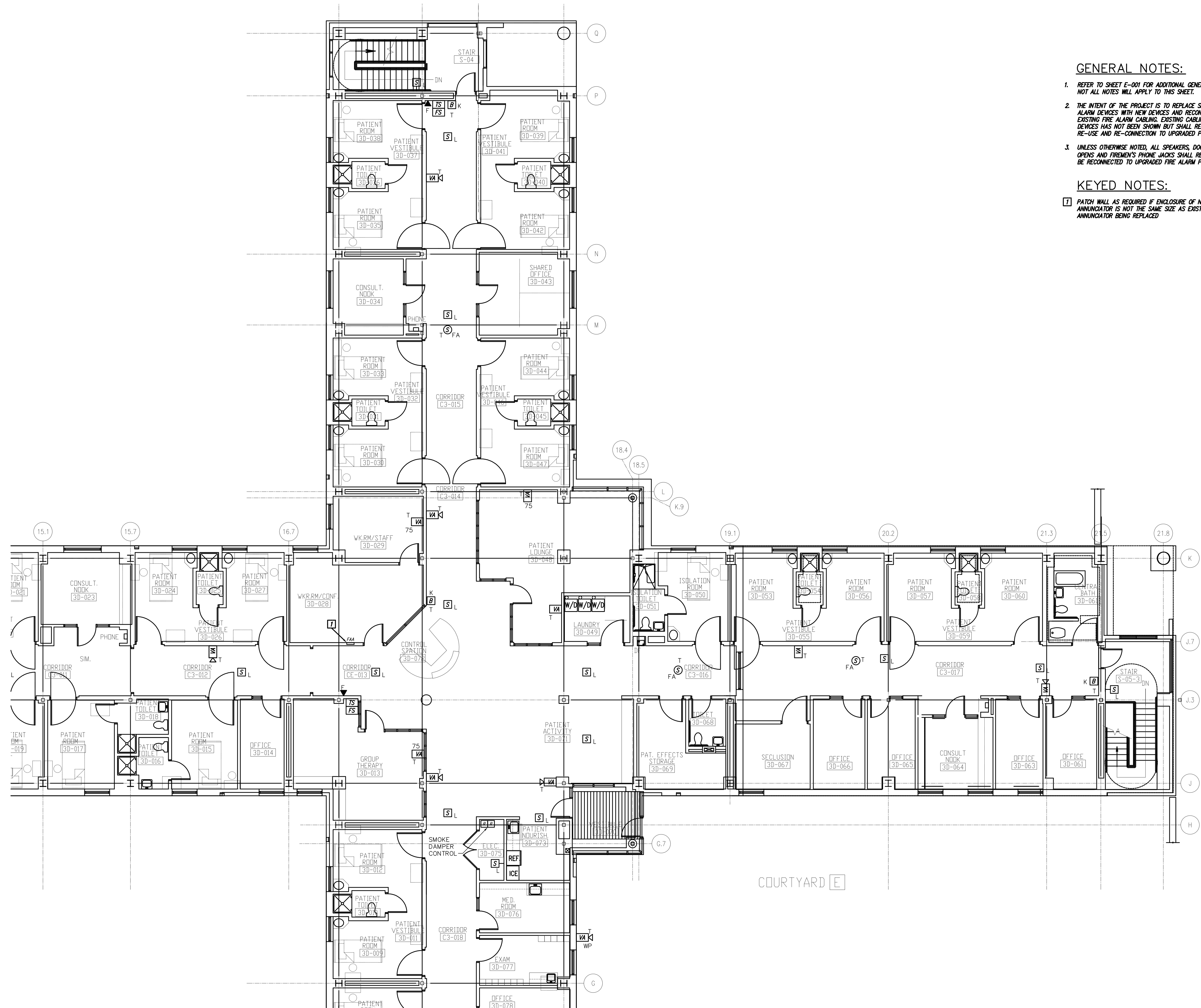
CAD DWG FILE: EF110.DWG  
DRAWN BY: BWC/MWM  
CHECKED BY: PLR  
DESIGNED BY: PLR

SHEET TITLE:  
FIRE ALARM NEW  
FLOOR PLAN  
LEVEL 3

SHEET NUMBER:

EF-110

34 OF 70 SHEETS  
07/01/2022

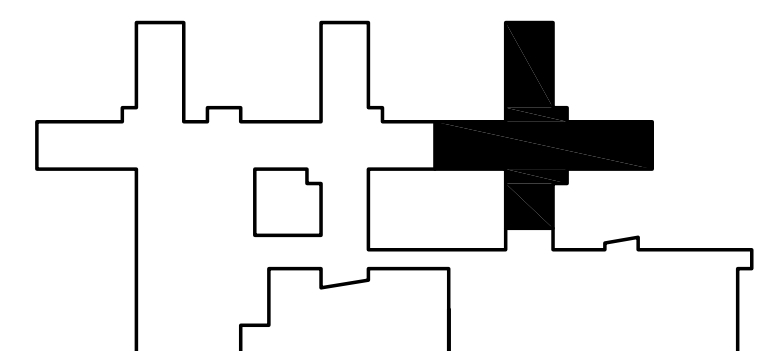



GENERAL NOTES:

- REFER TO SHEET E-001 FOR ADDITIONAL GENERAL NOTES. NOT ALL NOTES WILL APPLY TO THIS SHEET.
- THE INTENT OF THE PROJECT IS TO REPLACE SELECT FIRE ALARM DEVICES WITH NEW DEVICES AND RECONNECT TO EXISTING FIRE ALARM CABLING. EXISTING CABLING BETWEEN DEVICES HAS NOT BEEN SHOWN BUT SHALL REMAIN FOR RE-USE AND RE-CONNECTION TO UPGRADED PANEL.
- UNLESS OTHERWISE NOTED, ALL SPEAKERS, DOOR HOLD OPENS AND FIREMEN'S PHONE JACKS SHALL REMAIN AND BE RECONNECTED TO UPGRADED FIRE ALARM PANEL.


KEYED NOTES:

- PATCH WALL AS REQUIRED IF ENCLOSURE OF NEW ANNUNCIATOR IS NOT THE SAME SIZE AS EXISTING ANNUNCIATOR BEING REPLACED





P. Lindsay Robertson  
Missouri # 2002016725



OFFICE OF ADMINISTRATIO  
DIVISION OF FACILITIES  
MANAGEMENT,  
DESIGN AND CONSTRUCTIO

DEPARTMENT OF  
MENTAL HEALTH

CHANGE IN SCOPE RE-BID:  
UPGRADE FIRE ALARM  
AND SECURITY SYSTEMS

CENTER FOR BEHAVIORAL  
MEDICINE  
KANSAS CITY, MO

PROJECT # M1903-01  
SITE # 7360  
FACILITY # 6517360003

REVISION: \_\_\_\_\_  
DATE: \_\_\_\_\_  
REVISION: \_\_\_\_\_  
DATE: \_\_\_\_\_  
REVISION: \_\_\_\_\_  
DATE: \_\_\_\_\_  
ISSUE DATE: 07/01/2022

CAD DWG FILE: EF111.DWG  
DRAWN BY: BWCMMW  
CHECKED BY: PLR  
DESIGNED BY: PLR

SHEET TITLE:  
FIRE ALARM NEW  
FLOOR PLAN  
LEVEL 3

SHEET NUMBER:

EF-111

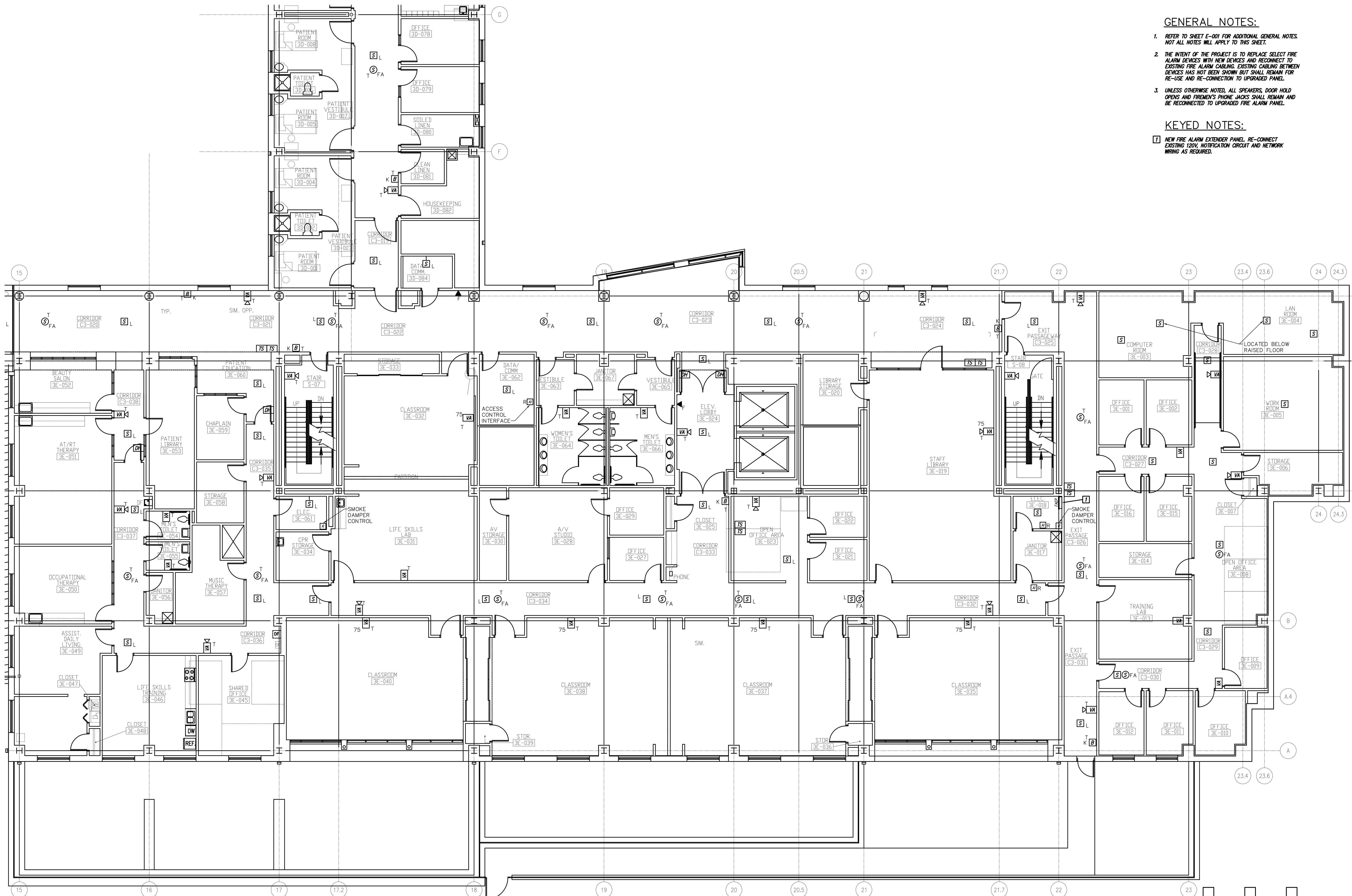
35 OF 70 SHEETS  
07/01/2022

GENERAL NOTES:


- REFER TO SHEET E-001 FOR ADDITIONAL GENERAL NOTES. NOT ALL NOTES WILL APPLY TO THIS SHEET.
- THE INTENT OF THE PROJECT IS TO REPLACE SELECT FIRE ALARM DEVICES WITH NEW DEVICES AND RECONNECT TO EXISTING FIRE ALARM CABLING. EXISTING CABLING BETWEEN DEVICES HAS NOT BEEN SHOWN BUT SHALL REMAIN FOR RE-USE AND RE-CONNECTION TO UPGRADED PANEL.
- UNLESS OTHERWISE NOTED, ALL SPEAKERS, DOOR HOLD OPENS AND FIREMEN'S PHONE JACKS SHALL REMAIN AND BE RECONNECTED TO UPGRADED FIRE ALARM PANEL.

KEYED NOTES:


- NEW FIRE ALARM EXTENDER PANEL. RE-CONNECT EXISTING 120V, NOTIFICATION CIRCUIT AND NETWORK WIRING AS REQUIRED.



Fire Alarm Floor Plan Level 3 - Area E 1  
Scale: 1/8" = 1'-0"



P. Lindsay Robertson  
Missouri # 2002016725  
07/01/2022



OFFICE OF ADMINISTRATIO  
DIVISION OF FACILITIES  
MANAGEMENT,  
DESIGN AND CONSTRUCTIO

DEPARTMENT OF  
MENTAL HEALTH

CHANGE IN SCOPE RE-BID:  
UPGRADE FIRE ALARM  
AND SECURITY SYSTEMS

CENTER FOR BEHAVIORAL  
MEDICINE  
KANSAS CITY, MO

PROJECT # M1903-01  
SITE # 7360  
FACILITY # 6517360003

REVISION: \_\_\_\_\_  
DATE: \_\_\_\_\_  
REVISION: \_\_\_\_\_  
DATE: \_\_\_\_\_  
REVISION: \_\_\_\_\_  
DATE: \_\_\_\_\_  
ISSUE DATE: 07/01/2022

CAD DWG FILE: EF112.DWG  
DRAWN BY: BWC/MWM  
CHECKED BY: PLR  
DESIGNED BY: PLR

SHEET TITLE:  
FIRE ALARM NEW  
FLOOR PLAN  
LEVEL 4

SHEET NUMBER:

EF-112

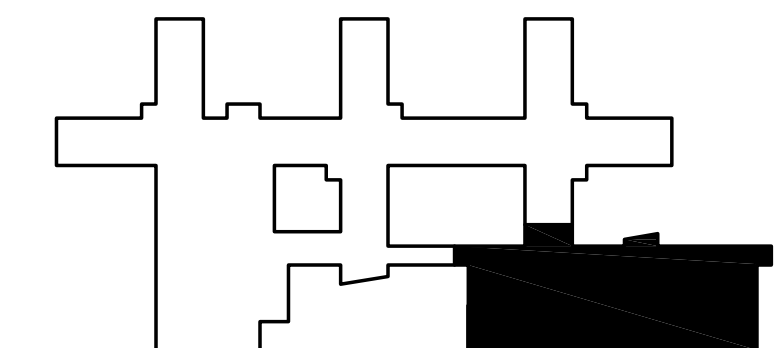
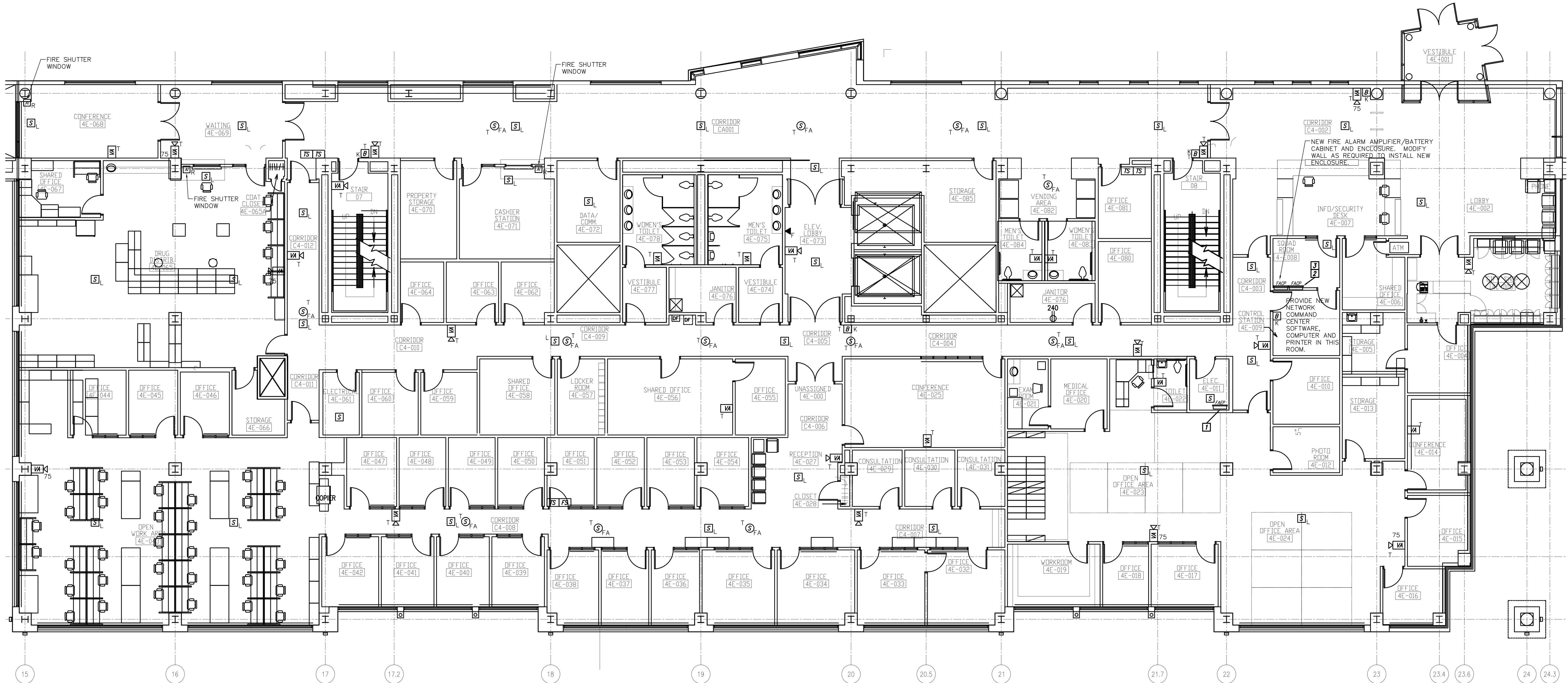
36 OF 70 SHEETS  
07/01/2022


GENERAL NOTES:

- REFER TO SHEET E-001 FOR ADDITIONAL GENERAL NOTES. NOT ALL NOTES WILL APPLY TO THIS SHEET.
- THE INTENT OF THE PROJECT IS TO REPLACE SELECT FIRE ALARM DEVICES WITH NEW DEVICES AND RECONNECT TO EXISTING FIRE ALARM CABLING. EXISTING CABLING BETWEEN DEVICES HAS NOT BEEN SHOWN BUT SHALL REMAIN FOR RE-USE AND RE-CONNECTION TO UPGRADED PANEL.
- UNLESS OTHERWISE NOTED, ALL SPEAKERS, DOOR HOLD OPENS AND FIREMEN'S PHONE JACKS SHALL REMAIN AND BE RECONNECTED TO UPGRADED FIRE ALARM PANEL.


KEYED NOTES:

- NEW FIRE ALARM EXTENDER PANEL. RE-CONNECT EXISTING 120V NOTIFICATION CIRCUIT AND NETWORK WIRING AS REQUIRED.
- NEW FIRE ALARM CONTROL PANEL AND ENCLOSURE. MODIFY WALLS AS REQUIRED TO INSTALL NEW ENCLOSURE. EXISTING ENCLOSURE MAY BE RE-USED IF IT WILL WORK WITH NEW CONTROL PANEL.
- IF NECESSARY, THE NEW FIRE ALARM CONTROL PANEL SHALL BE TEMPORARILY MOUNTED NEXT TO EXISTING PANEL AND TEMPORARY CABLING SHALL BE PROVIDED BETWEEN NEW AND EXISTING PANELS WHILE EXISTING CIRCUITS ARE RELOCATED TO NEW PANEL AND EXISTING DEVICES ON EACH CIRCUIT ARE REPLACED. REFER TO SPECIFICATION FOR MORE INFORMATION.





P. Lindsay Robertson  
Missouri # 2002016725



OFFICE OF ADMINISTRATIO  
DIVISION OF FACILITIES  
MANAGEMENT,  
DESIGN AND CONSTRUCTION

DEPARTMENT OF  
MENTAL HEALTH

CHANGE IN SCOPE RE-BID:  
UPGRADE FIRE ALARM  
AND SECURITY SYSTEMS

CENTER FOR BEHAVIORAL  
MEDICINE  
KANSAS CITY, MO

PROJECT # M1903-01  
SITE # 7360  
FACILITY # 6517360003

REVISION: \_\_\_\_\_  
DATE: \_\_\_\_\_  
REVISION: \_\_\_\_\_  
DATE: \_\_\_\_\_  
REVISION: \_\_\_\_\_  
DATE: \_\_\_\_\_  
ISSUE DATE: 07/01/2022

CAD DWG FILE: EF113.DWG  
DRAWN BY: BWC/MWM  
CHECKED BY: PLR  
DESIGNED BY: PLR

SHEET TITLE:  
FIRE ALARM NEW  
FLOOR PLAN  
LEVEL 5

SHEET NUMBER:

EF-113

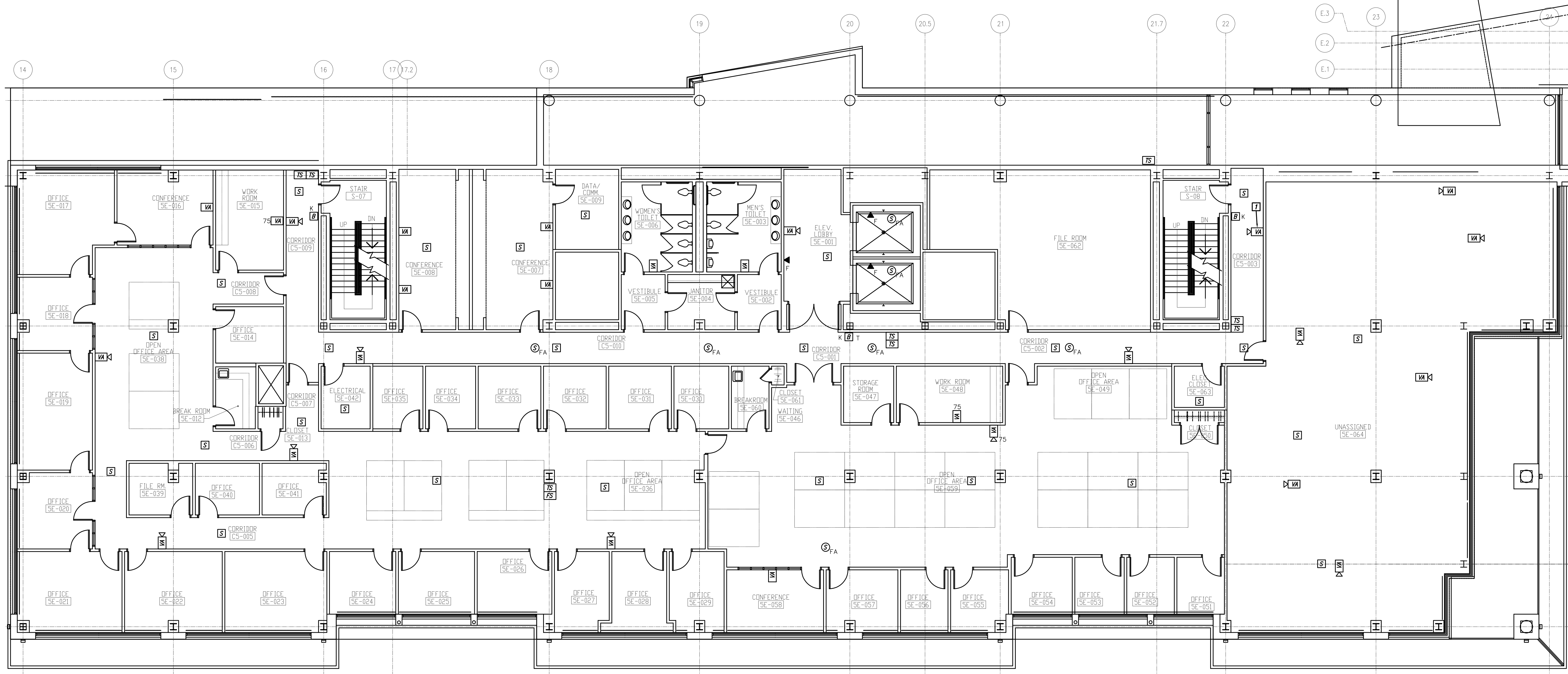
37 OF 70 SHEETS  
07/01/2022

GENERAL NOTES:

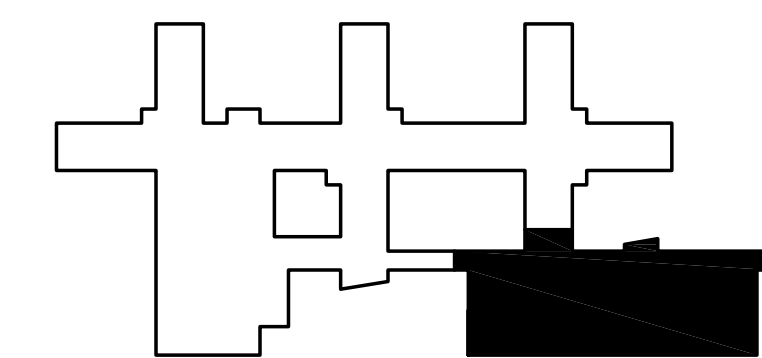
- REFER TO SHEET E-001 FOR ADDITIONAL GENERAL NOTES. NOT ALL NOTES WILL APPLY TO THIS SHEET.
- THE INTENT OF THE PROJECT IS TO REPLACE SELECT FIRE ALARM DEVICES WITH NEW DEVICES AND RECONNECT TO EXISTING FIRE ALARM CABLING. EXISTING CABLING BETWEEN DEVICES HAS NOT BEEN SHOWN BUT SHALL REMAIN FOR RE-USE AND RE-CONNECTION TO UPGRADED PANEL.
- UNLESS OTHERWISE NOTED, ALL SPEAKERS, DOOR HOLD OPENS AND FIREMEN'S PHONE JACKS SHALL REMAIN AND BE RECONNECTED TO UPGRADED FIRE ALARM PANEL.


KEYED NOTES:

- PROVIDE NEW DEVICE AT NEW LOCATION. DEVICE SHALL BE CONNECTED TO EXISTING NOTIFICATION CIRCUIT SERVING OTHER DEVICES ON FLOOR.




← Fire Alarm Floor Plan Level 5 - Area E 1  
Scale: 1/8" = 1'-0"  
NORTH





P. Lindsay Robertson  
Missouri # 2002016725



OFFICE OF ADMINISTRATIO  
DIVISION OF FACILITIES  
MANAGEMENT,  
DESIGN AND CONSTRUCTIO

DEPARTMENT OF  
MENTAL HEALTH

CHANGE IN SCOPE RE-BID:  
UPGRADE FIRE ALARM  
AND SECURITY SYSTEMS

CENTER FOR BEHAVIORAL  
MEDICINE  
KANSAS CITY, MO

PROJECT # M1903-01  
SITE # 7360  
FACILITY # 6517360003

REVISION: \_\_\_\_\_  
DATE: \_\_\_\_\_  
REVISION: \_\_\_\_\_  
DATE: \_\_\_\_\_  
REVISION: \_\_\_\_\_  
DATE: \_\_\_\_\_  
ISSUE DATE: 07/01/2022

CAD DWG FILE: EF114.DWG  
DRAWN BY: BWC/MWM  
CHECKED BY: PLR  
DESIGNED BY: PLR

SHEET TITLE:  
**FIRE ALARM NEW  
FLOOR PLAN  
LEVEL 6**

SHEET NUMBER:

**EF-114**

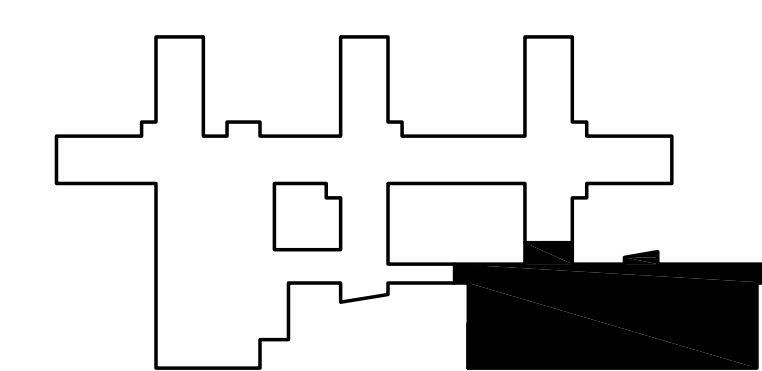
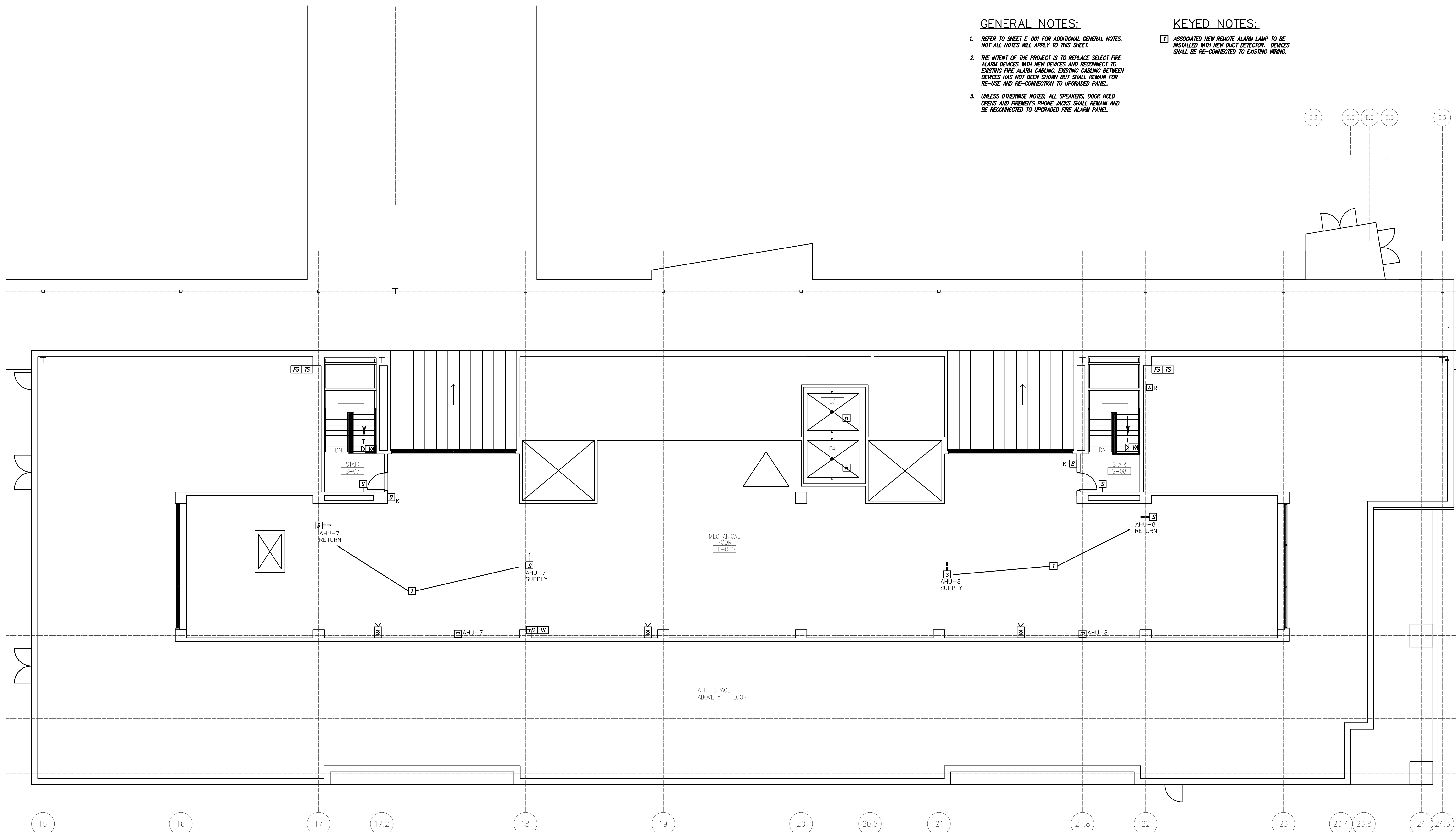
38 OF 70 SHEETS  
07/01/2022


**GENERAL NOTES:**

- REFER TO SHEET E-001 FOR ADDITIONAL GENERAL NOTES. NOT ALL NOTES WILL APPLY TO THIS SHEET.
- THE INTENT OF THE PROJECT IS TO REPLACE SELECT FIRE ALARM DEVICES WITH NEW DEVICES AND RECONNECT TO EXISTING FIRE ALARM CABLING. EXISTING CABLING BETWEEN DEVICES HAS NOT BEEN SHOWN BUT SHALL REMAIN FOR RE-USE AND RE-CONNECTION TO UPGRADED PANEL.
- UNLESS OTHERWISE NOTED, ALL SPEAKERS, DOOR HOLD OPENS AND FIREMEN'S PHONE JACKS SHALL REMAIN AND BE RECONNECTED TO UPGRADED FIRE ALARM PANEL.

**KEYED NOTES:**

- 1 ASSOCIATED NEW REMOTE ALARM LAMP TO BE INSTALLED WITH NEW DUCT DETECTOR. DEVICES SHALL BE RE-CONNECTED TO EXISTING WIRING.





P. Lindsay Robertson  
Missouri # 2002016725  
07/01/2022



OFFICE OF ADMINISTRATIO  
DIVISION OF FACILITIES  
MANAGEMENT,  
DESIGN AND CONSTRUCTIO

DEPARTMENT OF  
MENTAL HEALTH

CHANGE IN SCOPE RE-BID:  
UPGRADE FIRE ALARM  
AND SECURITY SYSTEMS

CENTER FOR BEHAVIORAL  
MEDICINE  
KANSAS CITY, MO

PROJECT # M1903-01  
SITE # 7360  
FACILITY # 6517360003

REVISION: \_\_\_\_\_  
DATE: \_\_\_\_\_  
REVISION: \_\_\_\_\_  
DATE: \_\_\_\_\_  
REVISION: \_\_\_\_\_  
DATE: \_\_\_\_\_  
ISSUE DATE: 07/01/2022

CAD DWG FILE: EF114.DWG  
DRAWN BY: BWC/MWM  
CHECKED BY: PLR  
DESIGNED BY: PLR

SHEET TITLE:  
**FIRE ALARM DEMO  
RISER DIAGRAM**

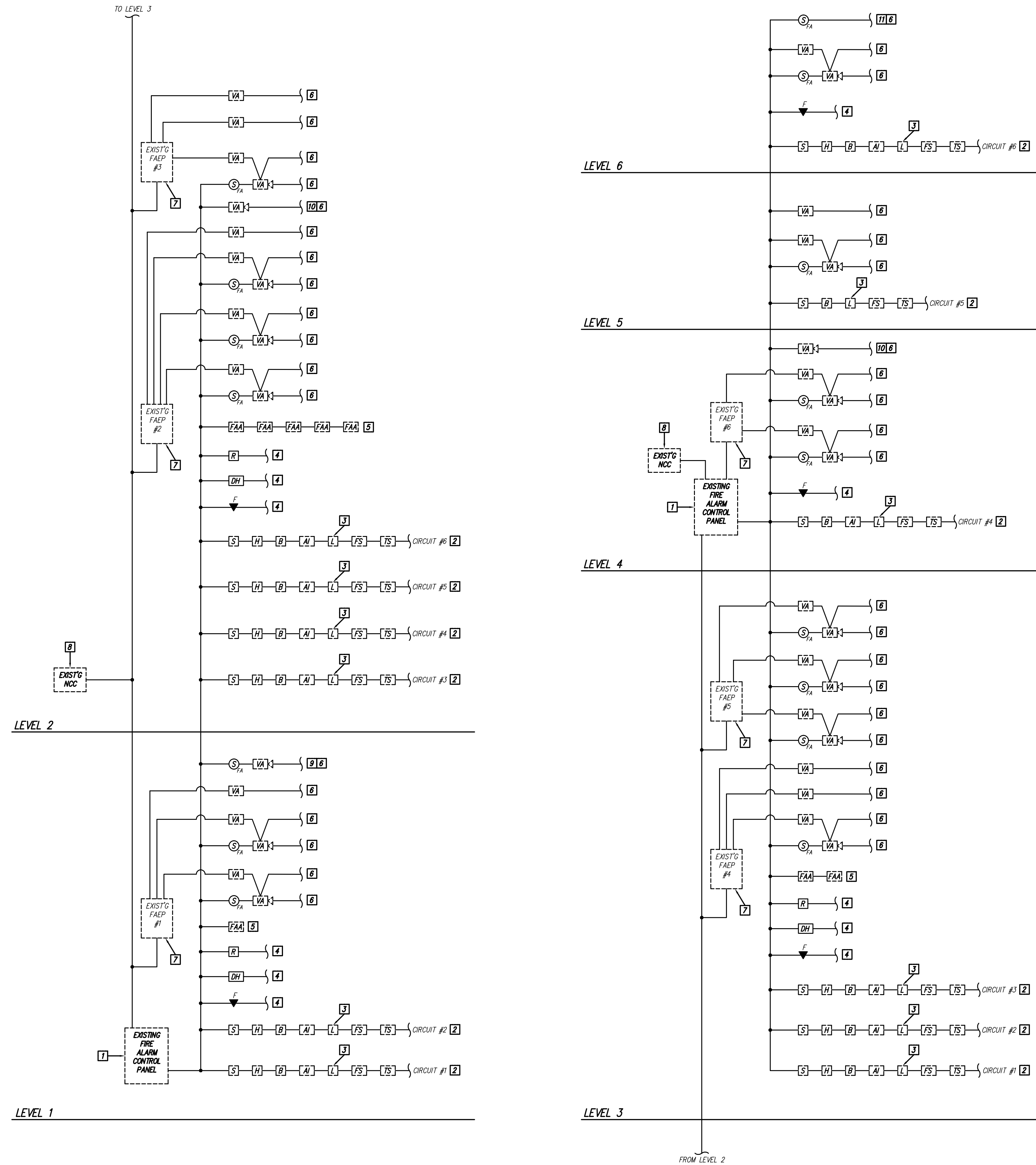
SHEET NUMBER:

**EF-501**


39 OF 70 SHEETS  
07/01/2022

**KEYED NOTES:**

- 1 EXISTING FIRE ALARM CONTROL PANEL AND ASSOCIATED AMPLIFIERS TO BE REMOVED. EXISTING ENCLOSURES MAY BE RE-USED IF COMPATIBLE WITH NEW CONTROL PANEL. REFER TO FLOOR PLANS FOR MORE INFORMATION.
- 2 UNLESS NOTED OTHERWISE, ALL EXISTING ADDRESSABLE DEVICES ON CIRCUIT SHALL BE REMOVED. EXISTING BACK BOXES AND CABLING SHALL REMAIN FOR RE-USE. EXACT QUANTITY OF EACH DEVICE PER FLOOR PLANS AND EXACT DEVICES CONNECTED TO CIRCUIT SHALL BE FIELD VERIFIED.
- 3 EXISTING LOOP ISOLATOR MODULES TO BE REMOVED. ASSOCIATED BACK BOX, CONDUIT, AND CABLING SHALL BE REMOVED IF NOT REQUIRED TO REMAIN TO SERVE OTHER DEVICES. REFER TO FLOOR PLANS FOR QUANTITY, APPROXIMATE LOCATIONS, AND MORE INFORMATION.
- 4 EXISTING FIREMEN'S PHONE JACKS, DOOR HOLD OPENS, RELAYS, AND ASSOCIATED CABLING TO REMAIN. REFER TO FLOOR PLANS FOR LOCATION(S).
- 5 EXISTING FIRE ALARM ANNUNCIATOR(S) SHALL BE REMOVED. EXISTING ENCLOSURE(S) MAY BE RE-USED IF COMPATIBLE WITH NEW ANNUNCIATOR(S). ASSOCIATED CABLING SHALL REMAIN FOR RE-USE. REFER TO FLOOR PLANS FOR LOCATION(S).
- 6 EXISTING CEILING SPEAKERS AND ASSOCIATED CABLING TO REMAIN. EXISTING SPEAKERS/STROBES AND STROBES SHALL BE REMOVED, BUT BACKBOX AND CABLING SHALL REMAIN FOR RE-USE. REFER TO FLOOR PLANS FOR QUANTITIES AND LOCATIONS.
- 7 EXISTING FIRE ALARM EXTENDER PANEL SHALL BE REMOVED, BUT CABLING SHALL REMAIN FOR RE-USE. REFER TO FLOOR PLANS FOR LOCATION.
- 8 EXISTING NETWORK COMMAND CENTER SOFTWARE, WORKSTATION, AND PRINTER TO BE REMOVED. EXISTING CABLING SHALL REMAIN FOR RE-USE. REFER TO FLOOR PLANS FOR LOCATION.
- 9 FOUR EXISTING PAGING CIRCUITS - TWO TO STAIRWELLS AND TWO TO ELEVATORS.
- 10 TWO EXISTING PAGING CIRCUITS TO STAIRWELLS.
- 11 TWO EXISTING PAGING CIRCUITS TO ELEVATORS.



Fire Alarm Demo Riser Diagram **1**  
Scale: NTS



P. Lindsay Robertson  
Missouri # 2002016725



OFFICE OF ADMINISTRATIO  
DIVISION OF FACILITIES  
MANAGEMENT,  
DESIGN AND CONSTRUCTIO

DEPARTMENT OF  
MENTAL HEALTH

CHANGE IN SCOPE RE-BID:  
UPGRADE FIRE ALARM  
AND SECURITY SYSTEMS

CENTER FOR BEHAVIORAL  
MEDICINE  
KANSAS CITY, MO

PROJECT # M1903-01  
SITE # 7360  
FACILITY # 6517360003

REVISION: \_\_\_\_\_  
DATE: \_\_\_\_\_  
REVISION: \_\_\_\_\_  
DATE: \_\_\_\_\_  
REVISION: \_\_\_\_\_  
DATE: \_\_\_\_\_  
ISSUE DATE: 07/01/2022

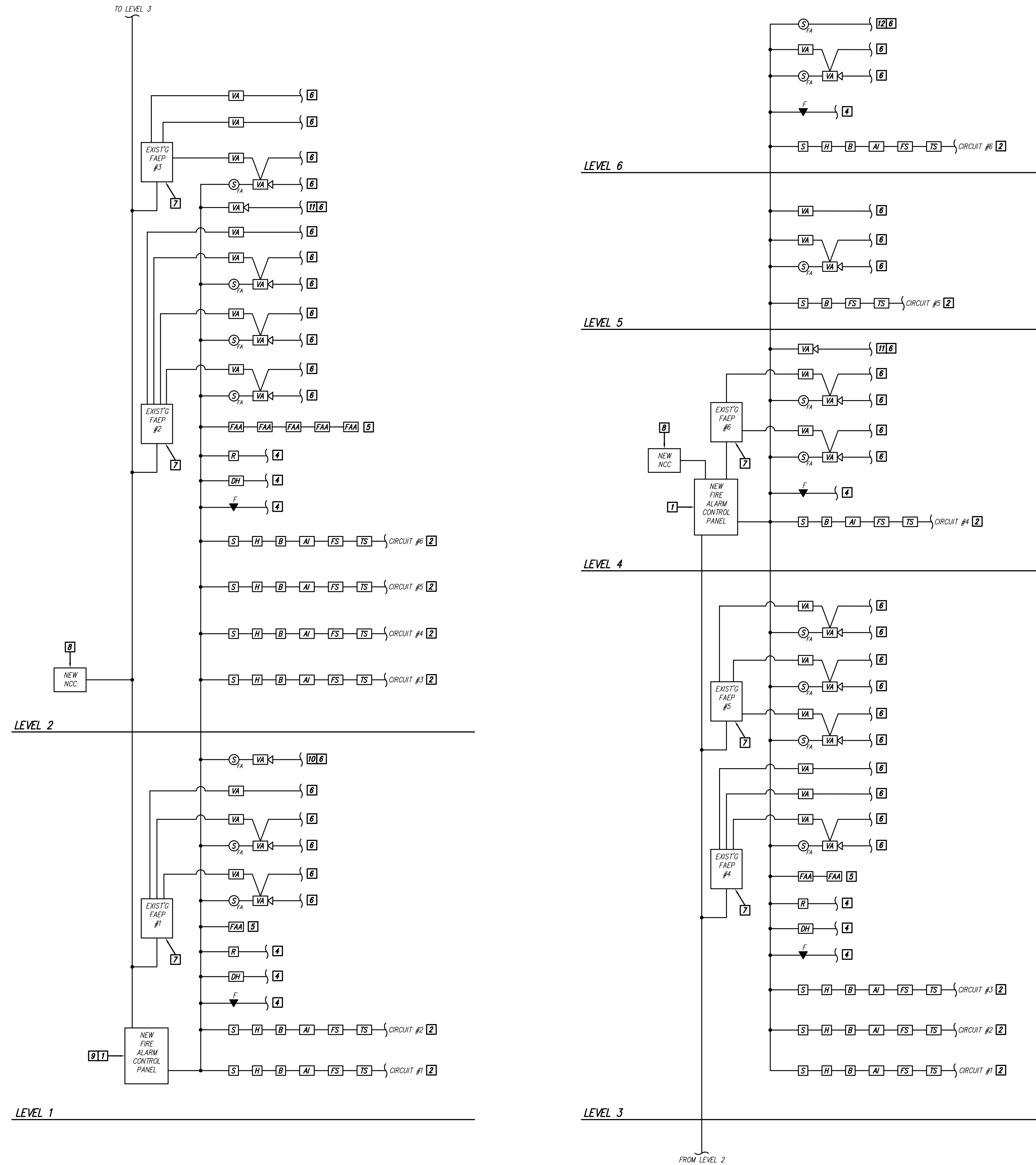
CAD DWG FILE: EF114.DWG  
DRAWN BY: BWC/MWM  
CHECKED BY: PLR  
DESIGNED BY: PLR

SHEET TITLE:  
**FIRE ALARM NEW  
RISER DIAGRAM**



SHEET NUMBER:  
**EF-502**  
40 OF 70 SHEETS  
07/01/2022

**KEYED NOTES:**

- 1 NEW FIRE ALARM CONTROL PANEL AND ASSOCIATED AMPLIFIERS. PANEL MAY BE INSTALLED WITHIN EXISTING ENCLOSURE IF COMPATIBLE, OTHERWISE PROVIDE NEW ENCLOSURE. EXISTING CABLING SHALL BE CONNECTED TO NEW PANEL. REFER TO FLOOR PLANS AND SPECIFICATIONS FOR MORE INFORMATION.
- 2 PROVIDE NEW ADDRESSABLE DEVICES. MOUNT WITHIN EXISTING BACK BOXES AND CONNECT TO EXISTING CABLING. EXACT QUANTITY OF EACH DEVICE PER FLOOR PLANS AND EXACT DEVICES CONNECTED TO CIRCUIT SHALL BE FIELD VERIFIED.
- 3 KEYED NOTE IS NOT USED.
- 4 EXISTING FIREMEN'S PHONE JACKS, DOOR HOLD OPENS, RELAYS, AND ASSOCIATED CABLING TO REMAIN AND BE CONNECTED TO NEW FIRE ALARM CONTROL PANEL. REFER TO FLOOR PLANS FOR QUANTITIES AND LOCATIONS.
- 5 PROVIDE NEW FIRE ALARM ANNUNCIATOR(S). ANNUNCIATOR(S) MAY BE INSTALLED WITHIN EXISTING ENCLOSURE IF COMPATIBLE, OTHERWISE PROVIDE NEW ENCLOSURE. CONNECT TO EXISTING CABLING. REFER TO FLOOR PLANS FOR LOCATION(S).
- 6 EXISTING CEILING SPEAKERS AND ASSOCIATED CABLING TO REMAIN AND BE CONNECTED TO NEW FIRE ALARM CONTROL PANEL. PROVIDE NEW SPEAKER/STROBES AND STROBES. MOUNT WITHIN EXISTING BACK BOXES AND CONNECT TO EXISTING CABLING. REFER TO FLOOR PLANS FOR QUANTITIES AND LOCATIONS.
- 7 PROVIDE NEW EXTENDER PANEL. CONNECT TO EXISTING CABLING AND CONNECT TO 120V POWER AT PANEL. REFER TO FLOOR PLANS FOR LOCATIONS.
- 8 PROVIDE NEW NETWORK COMMAND CENTER. CONNECT TO EXISTING CABLING. REFER TO FLOOR PLANS FOR LOCATION.
- 9 FURNISH NEW CONTROL PANEL WITH INTEGRAL DIGITAL AUTO DIALER. PROVIDE CAT 5 PHONE LINE FROM AUTO-DIALER TO PHONE SYSTEM IN DATA/COMM ROOM WHERE REMOTE AUTO-DIALER IS CURRENTLY LOCATED. REFER TO FLOOR PLANS FOR LOCATION.
- 10 FOUR EXISTING PAGING CIRCUITS - TWO TO STAIRWELLS AND TWO TO ELEVATORS.
- 11 TWO EXISTING PAGING CIRCUITS TO STAIRWELLS.
- 12 TWO EXISTING PAGING CIRCUITS TO ELEVATORS.







OFFICE OF ADMINISTRATIO  
DIVISION OF FACILITIES  
MANAGEMENT,  
DESIGN AND CONSTRUCTIO

DEPARTMENT OF  
MENTAL HEALTH

CHANGE IN SCOPE RE-BID:  
UPGRADE FIRE ALARM  
AND SECURITY SYSTEMS

CENTER FOR BEHAVIORAL  
MEDICINE  
KANSAS CITY, MO

PROJECT # M1903-01  
SITE # 7360  
FACILITY # 6517360003

REVISION: \_\_\_\_\_  
DATE: \_\_\_\_\_  
REVISION: \_\_\_\_\_  
DATE: \_\_\_\_\_  
REVISION: \_\_\_\_\_  
DATE: \_\_\_\_\_  
ISSUE DATE: 07/01/2022

CAD DWG FILE: DS100.DWG  
DRAWN BY: BWC/MWM  
CHECKED BY: PLR  
DESIGNED BY: RED

SHEET TITLE:  
**SECURITY DEMO  
PLAN  
SITE**

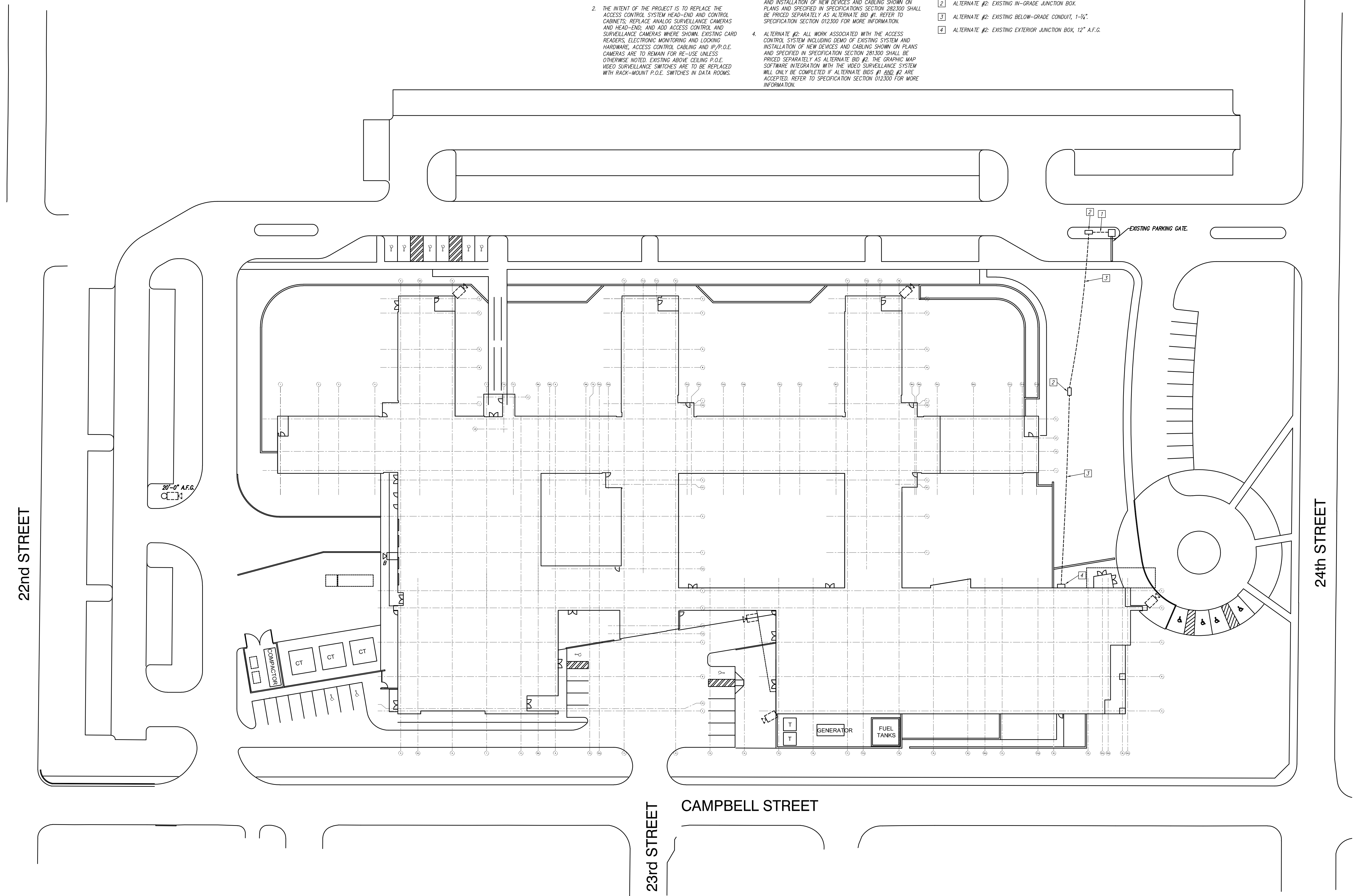
SHEET NUMBER:  
**DS-100**  
41 OF 70 SHEETS  
07/01/2022

GENERAL NOTES:


- REFER TO SHEET E-001 FOR ADDITIONAL GENERAL NOTES. NOT ALL NOTES WILL APPLY TO THIS SHEET.
- THE INTENT OF THE PROJECT IS TO REPLACE THE ACCESS CONTROL SYSTEM HEAD-END AND CONTROL CABINETS, REPLACE ANALOG SURVEILLANCE CAMERAS AND HEAD-END, AND ADD ACCESS CONTROL AND SURVEILLANCE CAMERAS WHERE SHOWN. EXISTING CARD READERS, ELECTRONIC MONITORING AND LOCKING HARDWARE, ACCESS CONTROL CABLING AND IP/P.O.E. CAMERAS ARE TO REMAIN FOR RE-USE UNLESS OTHERWISE NOTED. EXISTING ABOVE CEILING P.O.E. VIDEO SURVEILLANCE SWITCHES ARE TO BE REPLACED WITH RACK-MOUNT P.O.E. SWITCHES IN DATA ROOMS.
- ALTERNATE #1: ALL WORK ASSOCIATED WITH THE VIDEO SURVEILLANCE SYSTEM INCLUDING DEMO OF EXISTING SYSTEM AND INSTALLATION OF NEW DEVICES AND CABLING SHOWN ON PLANS AND SPECIFIED IN SPECIFICATION SECTION 282300 SHALL BE PRICED SEPARATELY AS ALTERNATE BID #1. REFER TO SPECIFICATION SECTION 012300 FOR MORE INFORMATION.
- ALTERNATE #2: ALL WORK ASSOCIATED WITH THE ACCESS CONTROL SYSTEM INCLUDING DEMO OF EXISTING SYSTEM AND INSTALLATION OF NEW DEVICES AND CABLING SHOWN ON PLANS AND SPECIFIED IN SPECIFICATION SECTION 281300 SHALL BE PRICED SEPARATELY AS ALTERNATE BID #2. THE GRAPHIC MAP SOFTWARE INTEGRATION WITH THE VIDEO SURVEILLANCE SYSTEM WILL ONLY BE COMPLETED IF ALTERNATE BIDS #1 AND #2 ARE ACCEPTED. REFER TO SPECIFICATION SECTION 012300 FOR MORE INFORMATION.

KEYED NOTES:

- ALTERNATE #2: EXISTING BELOW-GRADE CONDUIT, 3/4"
- ALTERNATE #2: EXISTING IN-GRADE JUNCTION BOX.
- ALTERNATE #2: EXISTING BELOW-GRADE CONDUIT, 1-1/4"
- ALTERNATE #2: EXISTING EXTERIOR JUNCTION BOX, 12" A.F.G.



Electrical Security Plan Site **1**  
Scale: 1/32" = 1'-0"



P. Lindsay Robertson  
Missouri # 2002016725  
07/01/2022



OFFICE OF ADMINISTRATIO  
DIVISION OF FACILITIES  
MANAGEMENT,  
DESIGN AND CONSTRUCTIO

DEPARTMENT OF  
MENTAL HEALTH

CHANGE IN SCOPE RE-BID:  
UPGRADE FIRE ALARM  
AND SECURITY SYSTEMS

CENTER FOR BEHAVIORAL  
MEDICINE  
KANSAS CITY, MO

PROJECT # M1903-01  
SITE # 7360  
FACILITY # 6517360003

REVISION: \_\_\_\_\_  
DATE: \_\_\_\_\_  
REVISION: \_\_\_\_\_  
DATE: \_\_\_\_\_  
REVISION: \_\_\_\_\_  
DATE: \_\_\_\_\_  
ISSUE DATE: 07/01/2022

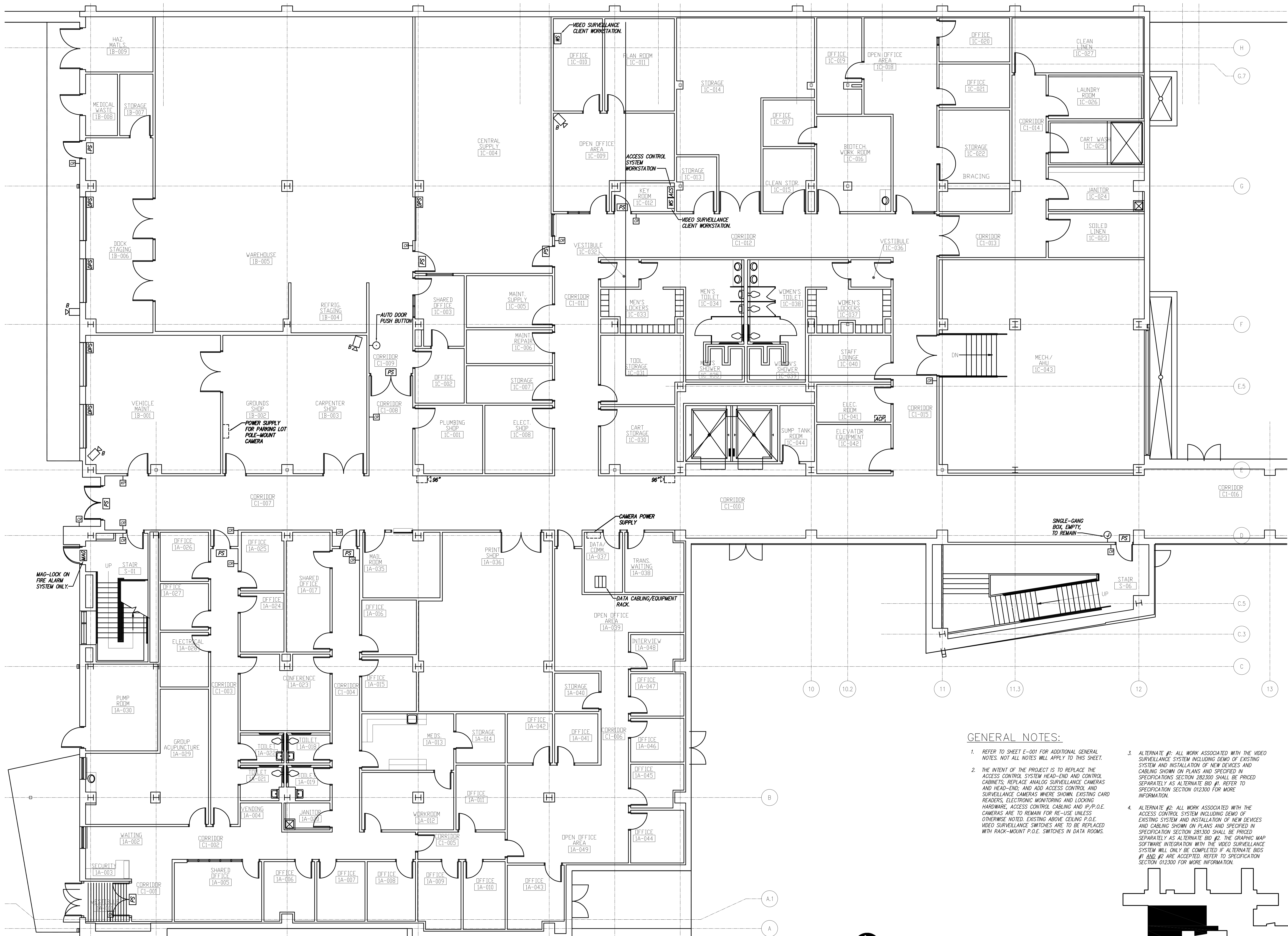
CAD DWG FILE: DS101.DWG  
DRAWN BY: BWC/MWM  
CHECKED BY: PLR  
DESIGNED BY: RED

SHEET TITLE:  
**SECURITY DEMO  
FLOOR PLAN  
LEVEL 1**

SHEET NUMBER:

**DS-101**

42 OF 70 SHEETS  
07/01/2022



**GENERAL NOTES:**


1. REFER TO SHEET E-001 FOR ADDITIONAL GENERAL NOTES. NOT ALL NOTES WILL APPLY TO THIS SHEET.
2. THE INTENT OF THE PROJECT IS TO REPLACE THE ACCESS CONTROL SYSTEM HEAD-END AND CONTROL CABINETS; REPLACE ANALOG SURVEILLANCE CAMERAS AND HEAD-END; AND ADD ACCESS CONTROL AND SURVEILLANCE CAMERAS WHERE SHOWN. EXISTING CARD READERS, ELECTRONIC MONITORING AND LOCKING HARDWARE, ACCESS CONTROL, CABLING AND I/P/P.O.E. CAMERAS ARE TO REMAIN FOR RE-USE UNLESS OTHERWISE NOTED. EXISTING ABOVE CEILING P.O.E. VIDEO SURVEILLANCE SWITCHES ARE TO BE REPLACED WITH RACK-MOUNT P.O.E. SWITCHES IN DATA ROOMS.
3. ALTERNATE #1: ALL WORK ASSOCIATED WITH THE VIDEO SURVEILLANCE SYSTEM INCLUDING DEMO OF EXISTING SYSTEM AND INSTALLATION OF NEW DEVICES AND CABLING SHOWN ON PLANS AND SPECIFIED IN SPECIFICATIONS SECTION 282300 SHALL BE PRICED SEPARATELY AS ALTERNATE BID #1. REFER TO SPECIFICATION SECTION 012300 FOR MORE INFORMATION.
4. ALTERNATE #2: ALL WORK ASSOCIATED WITH THE ACCESS CONTROL SYSTEM INCLUDING DEMO OF EXISTING SYSTEM AND INSTALLATION OF NEW DEVICES AND CABLING SHOWN ON PLANS AND SPECIFIED IN SPECIFICATION SECTION 281300 SHALL BE PRICED SEPARATELY AS ALTERNATE BID #2. THE GRAPHIC MAP SOFTWARE INTEGRATION WITH THE VIDEO SURVEILLANCE SYSTEM WILL ONLY BE COMPLETED IF ALTERNATE BIDS #1 AND #2 ARE ACCEPTED. REFER TO SPECIFICATION SECTION 012300 FOR MORE INFORMATION.




**Electrical Security Plan Level 1 - Area A**

Scale: 1/8" = 1'-0"

**1**



P. Lindsay Robertson  
Missouri # 2002016725  
07/01/2022



OFFICE OF ADMINISTRATIO  
DIVISION OF FACILITIES  
MANAGEMENT,  
DESIGN AND CONSTRUCTION

DEPARTMENT OF  
MENTAL HEALTH

CHANGE IN SCOPE RE-BID:  
UPGRADE FIRE ALARM  
AND SECURITY SYSTEMS

CENTER FOR BEHAVIORAL  
MEDICINE  
KANSAS CITY, MO

PROJECT # M1903-01  
SITE # 7360  
FACILITY # 6517360003

REVISION: \_\_\_\_\_  
DATE: \_\_\_\_\_  
REVISION: \_\_\_\_\_  
DATE: \_\_\_\_\_  
REVISION: \_\_\_\_\_  
DATE: \_\_\_\_\_  
ISSUE DATE: 07/01/2022

CAD DWG FILE: DS102.DWG  
DRAWN BY: BWC/MWM  
CHECKED BY: PLR  
DESIGNED BY: RED

SHEET TITLE:  
**SECURITY DEMO  
FLOOR PLAN  
LEVEL 1**

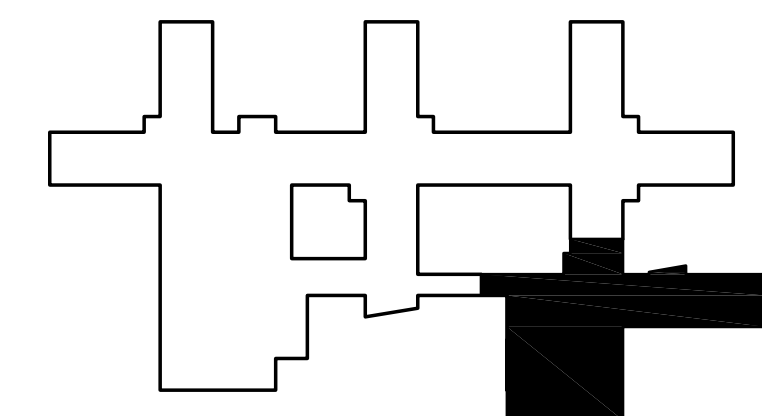
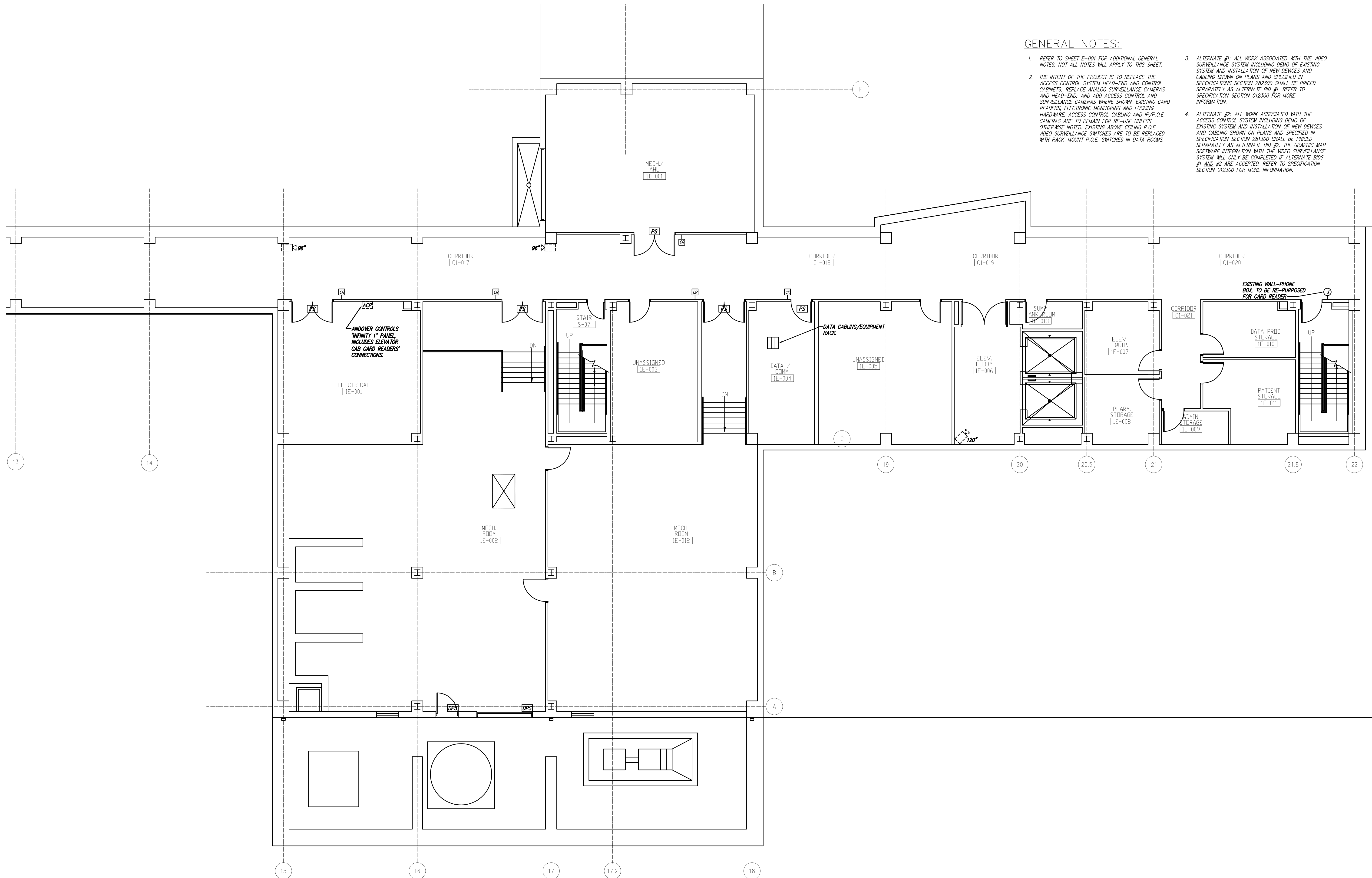
SHEET NUMBER:


**DS-102**

43 OF 70 SHEETS  
07/01/2022


**GENERAL NOTES:**

- REFER TO SHEET E-001 FOR ADDITIONAL GENERAL NOTES. NOT ALL NOTES WILL APPLY TO THIS SHEET.
- THE INTENT OF THE PROJECT IS TO REPLACE THE ACCESS CONTROL SYSTEM HEAD-END AND CONTROL CABINETS; REPLACE ANALOG SURVEILLANCE CAMERAS AND HEAD-END; AND ADD ACCESS CONTROL AND SURVEILLANCE CAMERAS WHERE SHOWN. EXISTING CARD READERS, ELECTRONIC MONITORING AND LOCKING HARDWARE, ACCESS CONTROL CABLING AND IP/P.O.E. CAMERAS ARE TO REMAIN FOR RE-USE UNLESS OTHERWISE NOTED. EXISTING ABOVE CEILING P.O.E. VIDEO SURVEILLANCE SWITCHES ARE TO BE REPLACED WITH RACK-MOUNT P.O.E. SWITCHES IN DATA ROOMS.
- ALTERNATE #1: ALL WORK ASSOCIATED WITH THE VIDEO SURVEILLANCE SYSTEM INCLUDING DEMO OF EXISTING SYSTEM AND INSTALLATION OF NEW DEVICES AND CABLING SHOWN ON PLANS AND SPECIFIED IN SPECIFICATIONS SECTION 282300 SHALL BE PRICED SEPARATELY AS ALTERNATE BID #1. REFER TO SPECIFICATION SECTION 012300 FOR MORE INFORMATION.
- ALTERNATE #2: ALL WORK ASSOCIATED WITH THE ACCESS CONTROL SYSTEM INCLUDING DEMO OF EXISTING SYSTEM AND INSTALLATION OF NEW DEVICES AND CABLING SHOWN ON PLANS AND SPECIFIED IN SPECIFICATION SECTION 281300 SHALL BE PRICED SEPARATELY AS ALTERNATE BID #2. THE GRAPHIC MAP SOFTWARE INTEGRATION WITH THE VIDEO SURVEILLANCE SYSTEM WILL ONLY BE COMPLETED IF ALTERNATE BIDS #1 AND #2 ARE ACCEPTED. REFER TO SPECIFICATION SECTION 012300 FOR MORE INFORMATION.





P. Lindsay Robertson  
Missouri # 2002016725  
07/01/2022



OFFICE OF ADMINISTRATIO  
DIVISION OF FACILITIES  
MANAGEMENT,  
DESIGN AND CONSTRUCTIO

DEPARTMENT OF  
MENTAL HEALTH

CHANGE IN SCOPE RE-BID:  
UPGRADE FIRE ALARM  
AND SECURITY SYSTEMS

CENTER FOR BEHAVIORAL  
MEDICINE  
KANSAS CITY, MO

PROJECT # M1903-01  
SITE # 7360  
FACILITY # 6517360003

REVISION: \_\_\_\_\_  
DATE: \_\_\_\_\_  
REVISION: \_\_\_\_\_  
DATE: \_\_\_\_\_  
REVISION: \_\_\_\_\_  
DATE: \_\_\_\_\_  
ISSUE DATE: 07/01/2022

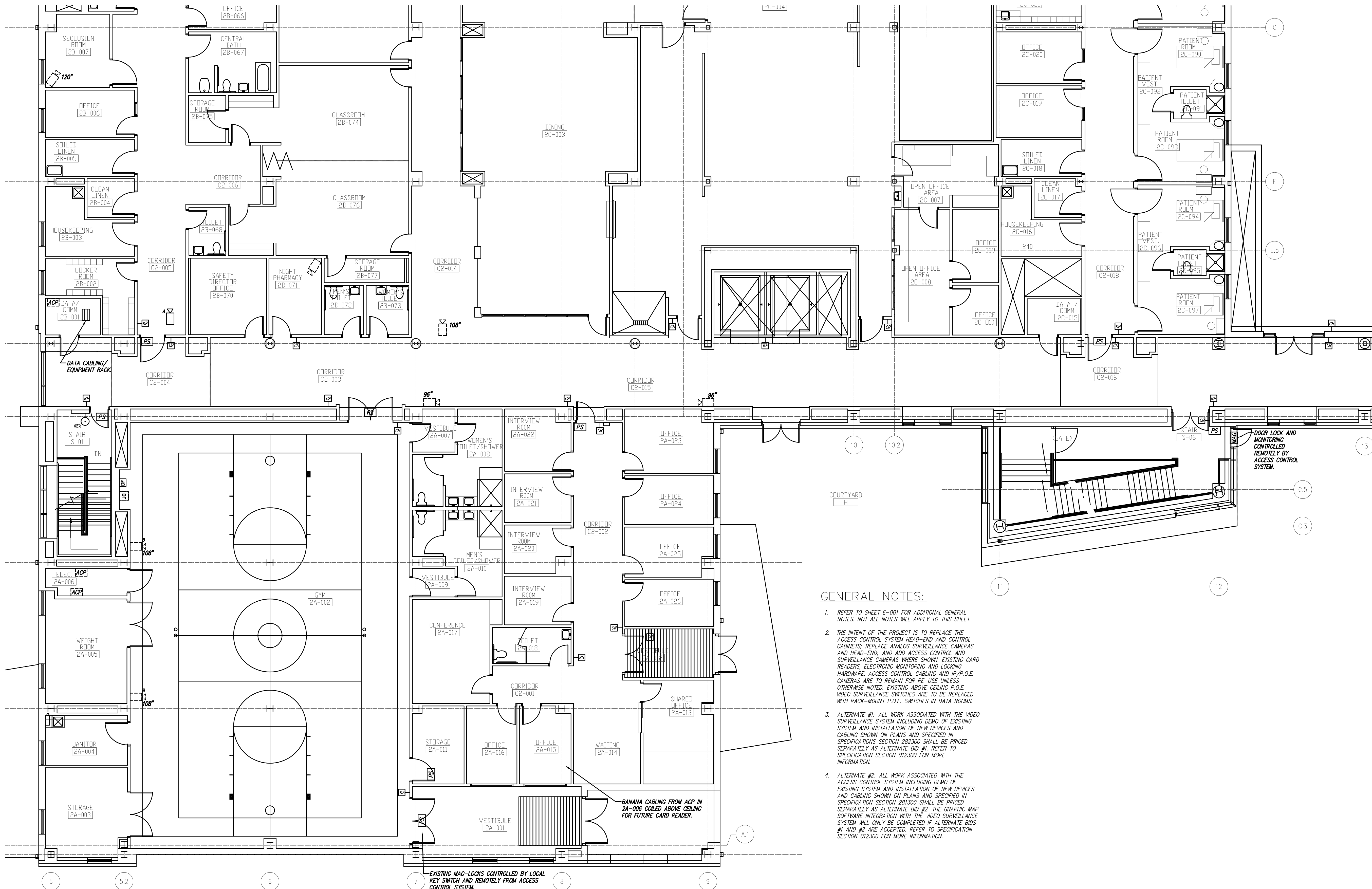
CAD DWG FILE: DS103.DWG  
DRAWN BY: BWC/MWM  
CHECKED BY: PLR  
DESIGNED BY: RED

SHEET TITLE:  
SECURITY DEMO  
FLOOR PLAN  
LEVEL 2

SHEET NUMBER:

DS-103

44 OF 70 SHEETS  
07/01/2022

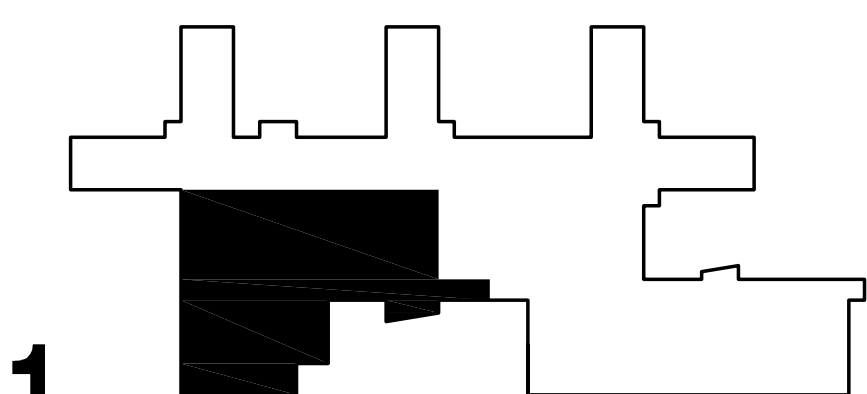



**GENERAL NOTES:**

1. REFER TO SHEET E-001 FOR ADDITIONAL GENERAL NOTES. NOT ALL NOTES WILL APPLY TO THIS SHEET.
2. THE INTENT OF THE PROJECT IS TO REPLACE THE ACCESS CONTROL SYSTEM HEAD-END AND CONTROL CABINETS; REPLACE ANALOG SURVEILLANCE CAMERAS AND HEAD-END; AND ADD ACCESS CONTROL AND SURVEILLANCE CAMERAS WHERE SHOWN. EXISTING CARD READERS, ELECTRONIC MONITORING AND LOCKING HARDWARE, ACCESS CONTROL CABLING AND I/P.P.O.E. CAMERAS ARE TO REMAIN FOR RE-USE UNLESS OTHERWISE NOTED. EXISTING ABOVE CEILING P.O.E. VIDEO SURVEILLANCE SWITCHES ARE TO BE REPLACED WITH RACK-MOUNT P.O.E. SWITCHES IN DATA ROOMS.
3. ALTERNATE #1: ALL WORK ASSOCIATED WITH THE VIDEO SURVEILLANCE SYSTEM INCLUDING DEMO OF EXISTING SYSTEM AND INSTALLATION OF NEW DEVICES AND CABLING SHOWN ON PLANS AND SPECIFIED IN SPECIFICATIONS SECTION 282300 SHALL BE PRICED SEPARATELY AS ALTERNATE BID #1. REFER TO SPECIFICATION SECTION 012300 FOR MORE INFORMATION.
4. ALTERNATE #2: ALL WORK ASSOCIATED WITH THE ACCESS CONTROL SYSTEM INCLUDING DEMO OF EXISTING SYSTEM AND INSTALLATION OF NEW DEVICES AND CABLING SHOWN ON PLANS AND SPECIFIED IN SPECIFICATIONS SECTION 283300 SHALL BE PRICED SEPARATELY AS ALTERNATE BID #2. THE GRAPHIC MAP SOFTWARE INTEGRATION WITH THE VIDEO SURVEILLANCE SYSTEM WILL ONLY BE COMPLETED IF ALTERNATE BIDS #1 AND #2 ARE ACCEPTED. REFER TO SPECIFICATION SECTION 012300 FOR MORE INFORMATION.

EXISTING MAG-LOCKS CONTROLLED BY LOCAL KEY SWITCH AND REMOTELY FROM ACCESS CONTROL SYSTEM.

BANANA CABLING FROM ACP IN 2A-006 COILED ABOVE CEILING FOR FUTURE CARD READER.





P. Lindsay Robertson  
Missouri # 2002016725



OFFICE OF ADMINISTRATIO  
DIVISION OF FACILITIES  
MANAGEMENT,  
DESIGN AND CONSTRUCTIO

DEPARTMENT OF  
MENTAL HEALTH

CHANGE IN SCOPE RE-BID:  
UPGRADE FIRE ALARM  
AND SECURITY SYSTEMS

CENTER FOR BEHAVIORAL  
MEDICINE  
KANSAS CITY, MO

PROJECT # M1903-01  
SITE # 7360  
FACILITY # 6517360003

REVISION: \_\_\_\_\_  
DATE: \_\_\_\_\_  
REVISION: \_\_\_\_\_  
DATE: \_\_\_\_\_  
REVISION: \_\_\_\_\_  
DATE: \_\_\_\_\_  
ISSUE DATE: 07/01/2022

CAD DWG FILE: DS104.DWG  
DRAWN BY: BWCMMW  
CHECKED BY: PLR  
DESIGNED BY: RED

SHEET TITLE:  
**SECURITY DEMO  
FLOOR PLAN  
LEVEL 2**

SHEET NUMBER:

**DS-104**

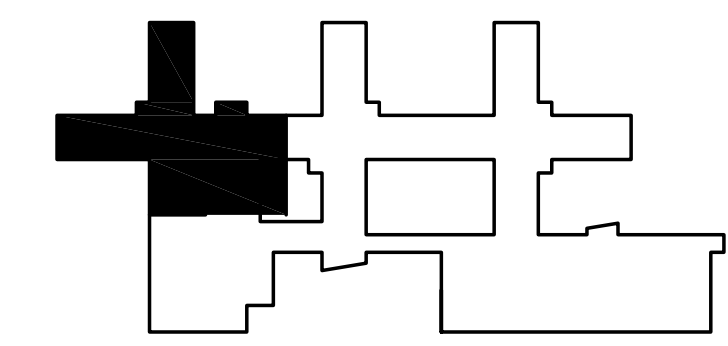
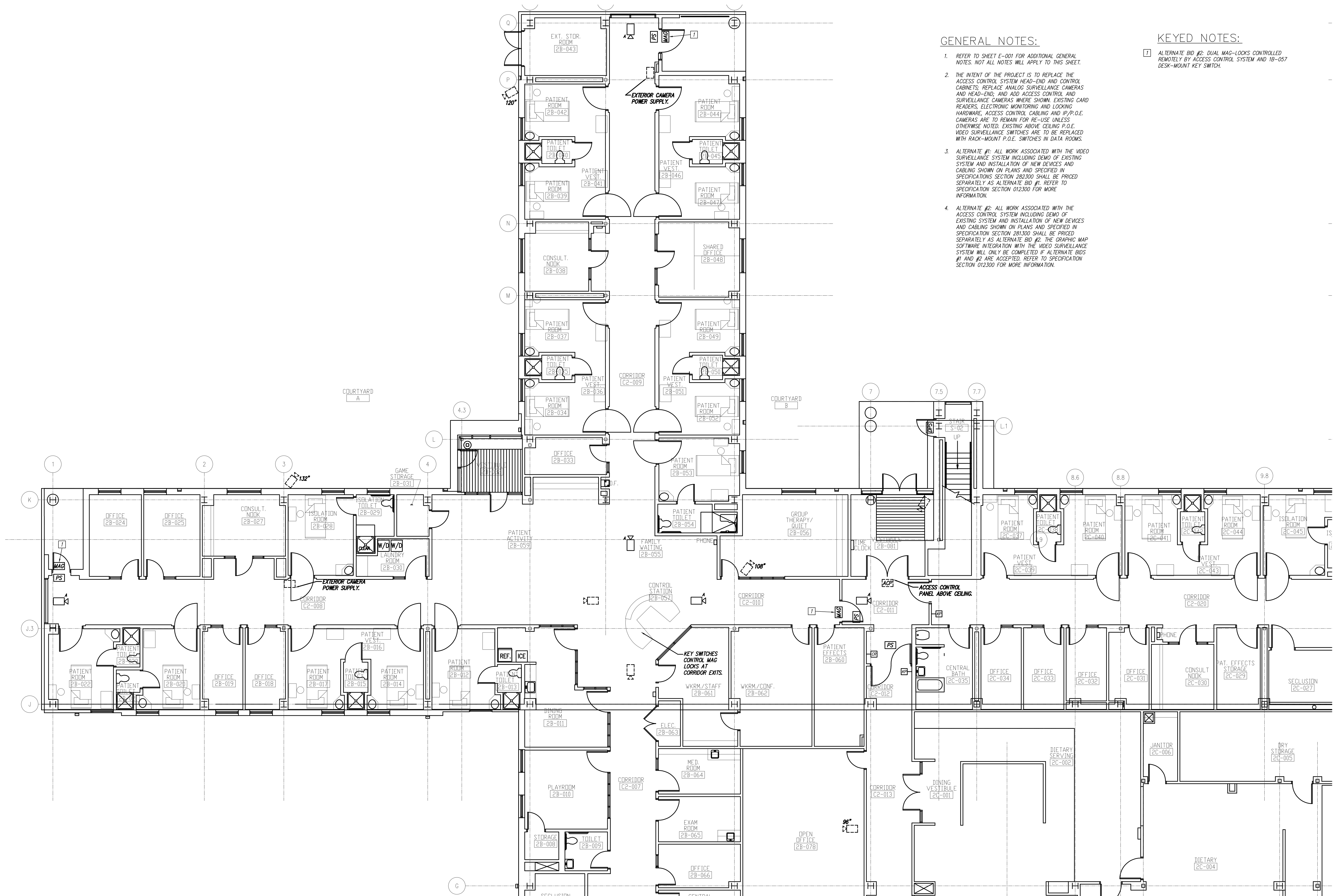
45 OF 70 SHEETS  
07/01/2022


**GENERAL NOTES:**

- REFER TO SHEET E-001 FOR ADDITIONAL GENERAL NOTES. NOT ALL NOTES WILL APPLY TO THIS SHEET.
- THE INTENT OF THE PROJECT IS TO REPLACE THE ACCESS CONTROL SYSTEM HEAD-END AND CONTROL CABINETS, REPLACE ANALOG SURVEILLANCE CAMERAS AND HEAD-END, AND ADD ACCESS CONTROL AND SURVEILLANCE CAMERAS WHERE SHOWN. EXISTING CARD READERS, ELECTRONIC MONITORING AND LOCKING HARDWARE, ACCESS CONTROL CABLING AND IP/P.O.E. CAMERAS ARE TO REMAIN FOR RE-USE UNLESS OTHERWISE NOTED. EXISTING ABOVE CEILING P.O.E. VIDEO SURVEILLANCE SWITCHES ARE TO BE REPLACED WITH RACK-MOUNT P.O.E. SWITCHES IN DATA ROOMS.
- ALTERNATE #1: ALL WORK ASSOCIATED WITH THE VIDEO SURVEILLANCE SYSTEM INCLUDING DEMO OF EXISTING SYSTEM AND INSTALLATION OF NEW DEVICES AND CABLING SHOWN ON PLANS AND SPECIFIED IN SPECIFICATION SECTION 282300 SHALL BE PRICED SEPARATELY AS ALTERNATE BID #1. REFER TO SPECIFICATION SECTION 012300 FOR MORE INFORMATION.
- ALTERNATE #2: ALL WORK ASSOCIATED WITH THE ACCESS CONTROL SYSTEM INCLUDING DEMO OF EXISTING SYSTEM AND INSTALLATION OF NEW DEVICES AND CABLING SHOWN ON PLANS AND SPECIFIED IN SPECIFICATION SECTION 281300 SHALL BE PRICED SEPARATELY AS ALTERNATE BID #2. THE GRAPHIC MAP SOFTWARE INTEGRATION WITH THE VIDEO SURVEILLANCE SYSTEM WILL ONLY BE COMPLETED IF ALTERNATE BIDS #1 AND #2 ARE ACCEPTED. REFER TO SPECIFICATION SECTION 012300 FOR MORE INFORMATION.


**KEYED NOTES:**

- 1 ALTERNATE BID #2: DUAL MAG-LOCKS CONTROLLED REMOTELY BY ACCESS CONTROL SYSTEM AND 1B-057 DESK-MOUNT KEY SWITCH.





P. Lindsay Robertson  
Missouri # 2002016725  
07/01/2022



OFFICE OF ADMINISTRATIO  
DIVISION OF FACILITIES  
MANAGEMENT,  
DESIGN AND CONSTRUCTIO

DEPARTMENT OF  
MENTAL HEALTH

CHANGE IN SCOPE RE-BID:  
UPGRADE FIRE ALARM  
AND SECURITY SYSTEMS

CENTER FOR BEHAVIORAL  
MEDICINE  
KANSAS CITY, MO

PROJECT # M1903-01  
SITE # 7360  
FACILITY # 6517360003

REVISION: \_\_\_\_\_  
DATE: \_\_\_\_\_  
REVISION: \_\_\_\_\_  
DATE: \_\_\_\_\_  
REVISION: \_\_\_\_\_  
DATE: \_\_\_\_\_  
ISSUE DATE: 07/01/2022

CAD DWG FILE: DS105.DWG  
DRAWN BY: BWC/MWM  
CHECKED BY: PLR  
DESIGNED BY: RED

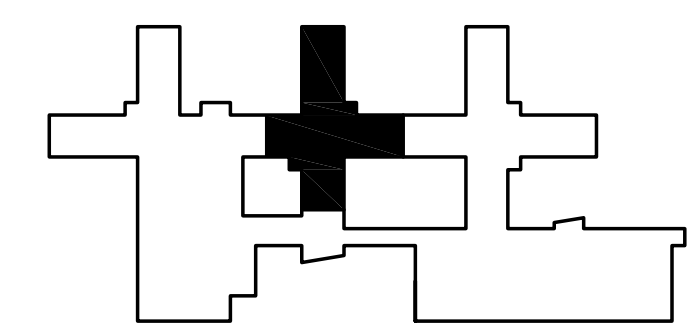
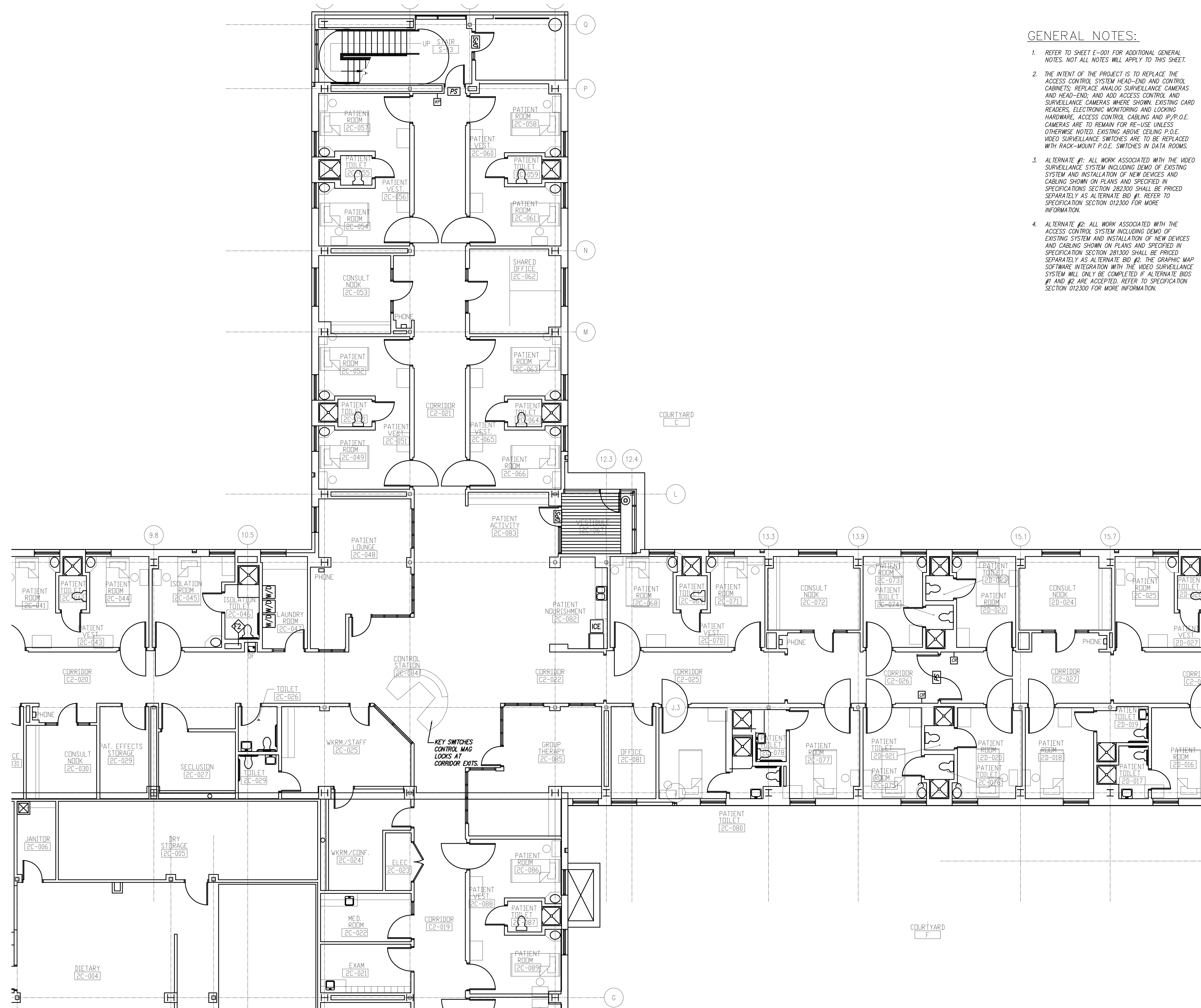
SHEET TITLE:  
**SECURITY DEMO  
FLOOR PLAN  
LEVEL 2**


SHEET NUMBER:  
**DS-105**

46 OF 70 SHEETS  
07/01/2022

**GENERAL NOTES:**

1. REFER TO SHEET E-001 FOR ADDITIONAL GENERAL NOTES. NOT ALL NOTES WILL APPLY TO THIS SHEET.
2. THE INTENT OF THE PROJECT IS TO REPLACE THE ACCESS CONTROL SYSTEM HEAD-END AND CONTROL CABINETS, REPLACE ANALOG SURVEILLANCE CAMERAS AND HEAD-END, AND ADD ACCESS CONTROL AND SURVEILLANCE CAMERAS WHERE SHOWN. EXISTING CARD READERS, ELECTRONIC MONITORING AND LOCKING HARDWARE, ACCESS CONTROL, CABLING AND IP/P.O.E. CAMERAS ARE TO REMAIN FOR RE-USE UNLESS OTHERWISE NOTED. EXISTING ABOVE CEILING P.O.E. VIDEO SURVEILLANCE SWITCHES ARE TO BE REPLACED WITH RACK-MOUNT P.O.E. SWITCHES IN DATA ROOMS.
3. ALTERNATE #1: ALL WORK ASSOCIATED WITH THE VIDEO SURVEILLANCE SYSTEM INCLUDING DEMO OF EXISTING SYSTEM AND INSTALLATION OF NEW DEVICES AND CABLING SHOWN ON PLANS AND SPECIFIED IN SPECIFICATION SECTION 282300 SHALL BE PRICED SEPARATELY AS ALTERNATE BID #1. REFER TO SPECIFICATION SECTION 012300 FOR MORE INFORMATION.
4. ALTERNATE #2: ALL WORK ASSOCIATED WITH THE ACCESS CONTROL SYSTEM INCLUDING DEMO OF EXISTING SYSTEM AND INSTALLATION OF NEW DEVICES AND CABLING SHOWN ON PLANS AND SPECIFIED IN SPECIFICATION SECTION 281300 SHALL BE PRICED SEPARATELY AS ALTERNATE BID #2. THE GRAPHIC MAP SOFTWARE INTEGRATION WITH THE VIDEO SURVEILLANCE SYSTEM WILL ONLY BE COMPLETED IF ALTERNATE BIDS #1 AND #2 ARE ACCEPTED. REFER TO SPECIFICATION SECTION 012300 FOR MORE INFORMATION.





P. Lindsay Robertson  
Missouri # 2002016725



OFFICE OF ADMINISTRATIO  
DIVISION OF FACILITIES  
MANAGEMENT,  
DESIGN AND CONSTRUCTIO

DEPARTMENT OF  
MENTAL HEALTH

CHANGE IN SCOPE RE-BID:  
UPGRADE FIRE ALARM  
AND SECURITY SYSTEMS

CENTER FOR BEHAVIORAL  
MEDICINE  
KANSAS CITY, MO

PROJECT # M1903-01  
SITE # 7360  
FACILITY # 6517360003

REVISION: \_\_\_\_\_  
DATE: \_\_\_\_\_  
REVISION: \_\_\_\_\_  
DATE: \_\_\_\_\_  
REVISION: \_\_\_\_\_  
DATE: \_\_\_\_\_  
ISSUE DATE: 07/01/2022

CAD DWG FILE: DS106.DWG  
DRAWN BY: BWC/MWM  
CHECKED BY: PLR  
DESIGNED BY: RED

SHEET TITLE:  
**SECURITY DEMO  
FLOOR PLAN  
LEVEL 2**

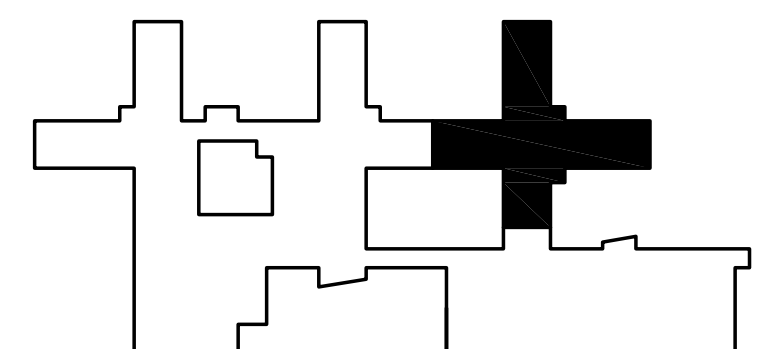
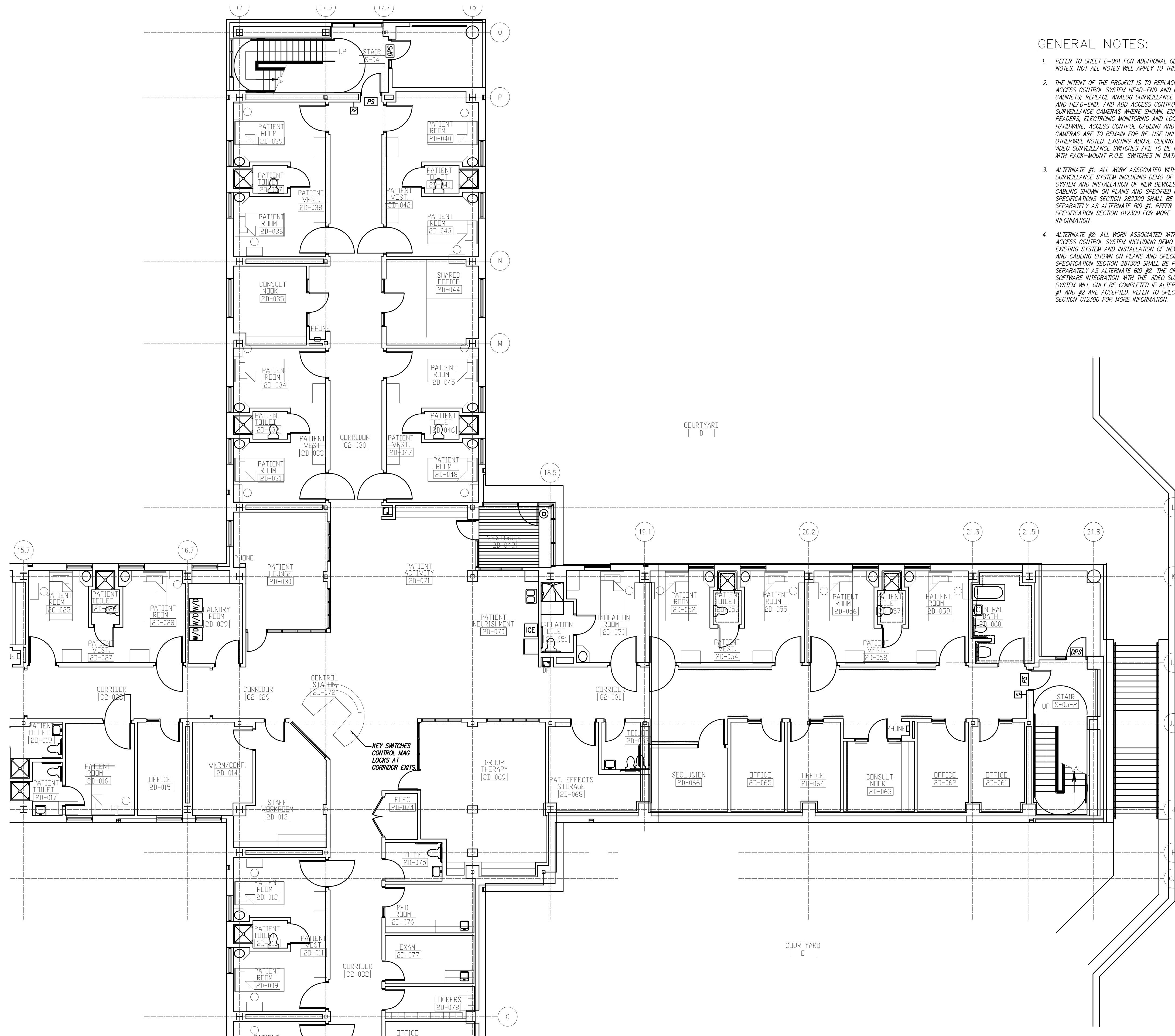
SHEET NUMBER:


**DS-106**

47 OF 70 SHEETS  
07/01/2022

**GENERAL NOTES:**

1. REFER TO SHEET E-001 FOR ADDITIONAL GENERAL NOTES. NOT ALL NOTES WILL APPLY TO THIS SHEET.
2. THE INTENT OF THE PROJECT IS TO REPLACE THE ACCESS CONTROL SYSTEM HEAD-END AND CONTROL CABINETS; REPLACE ANALOG SURVEILLANCE CAMERAS AND HEAD-END; AND ADD ACCESS CONTROL AND SURVEILLANCE CAMERAS WHERE SHOWN. EXISTING CARD READERS, ELECTRONIC MONITORING AND LOCKING HARDWARE, ACCESS CONTROL CABLING AND IP/P.O.E. CAMERAS ARE TO REMAIN FOR RE-USE UNLESS OTHERWISE NOTED. EXISTING ABOVE CEILING P.O.E. VIDEO SURVEILLANCE SWITCHES ARE TO BE REPLACED WITH RACK-MOUNT P.O.E. SWITCHES IN DATA ROOMS.
3. ALTERNATE #1: ALL WORK ASSOCIATED WITH THE VIDEO SURVEILLANCE SYSTEM INCLUDING DEMO OF EXISTING SYSTEM AND INSTALLATION OF NEW DEVICES AND CABLING SHOWN ON PLANS AND SPECIFIED IN SPECIFICATIONS SECTION 282300 SHALL BE PRICED SEPARATELY AS ALTERNATE BID #1. REFER TO SPECIFICATION SECTION 012300 FOR MORE INFORMATION.
4. ALTERNATE #2: ALL WORK ASSOCIATED WITH THE ACCESS CONTROL SYSTEM INCLUDING DEMO OF EXISTING SYSTEM AND INSTALLATION OF NEW DEVICES AND CABLING SHOWN ON PLANS AND SPECIFIED IN SPECIFICATION SECTION 300000 SHALL BE PRICED SEPARATELY AS ALTERNATE BID #2. THE GRAPHIC MAP SOFTWARE INTEGRATION WITH THE VIDEO SURVEILLANCE SYSTEM WILL ONLY BE COMPLETED IF ALTERNATE BIDS #1 AND #2 ARE ACCEPTED. REFER TO SPECIFICATION SECTION 012300 FOR MORE INFORMATION.





P. Lindsay Robertson  
Missouri # 2002016725



1600 Baltimore, Suite 300  
Kansas City, MO 64108

OFFICE OF ADMINISTRATIO  
DIVISION OF FACILITIES  
MANAGEMENT,  
DESIGN AND CONSTRUCTION

DEPARTMENT OF  
MENTAL HEALTH

CHANGE IN SCOPE RE-BID:  
UPGRADE FIRE ALARM  
AND SECURITY SYSTEMS

CENTER FOR BEHAVIORAL  
MEDICINE  
KANSAS CITY, MO

PROJECT # M1903-01  
SITE # 7360  
FACILITY # 6517360003

REVISION: \_\_\_\_\_  
DATE: \_\_\_\_\_  
REVISION: \_\_\_\_\_  
DATE: \_\_\_\_\_  
REVISION: \_\_\_\_\_  
DATE: \_\_\_\_\_  
ISSUE DATE: 07/01/2022

CAD DWG FILE: DS107.DWG  
DRAWN BY: BWC/MWM  
CHECKED BY: PLR  
DESIGNED BY: RED

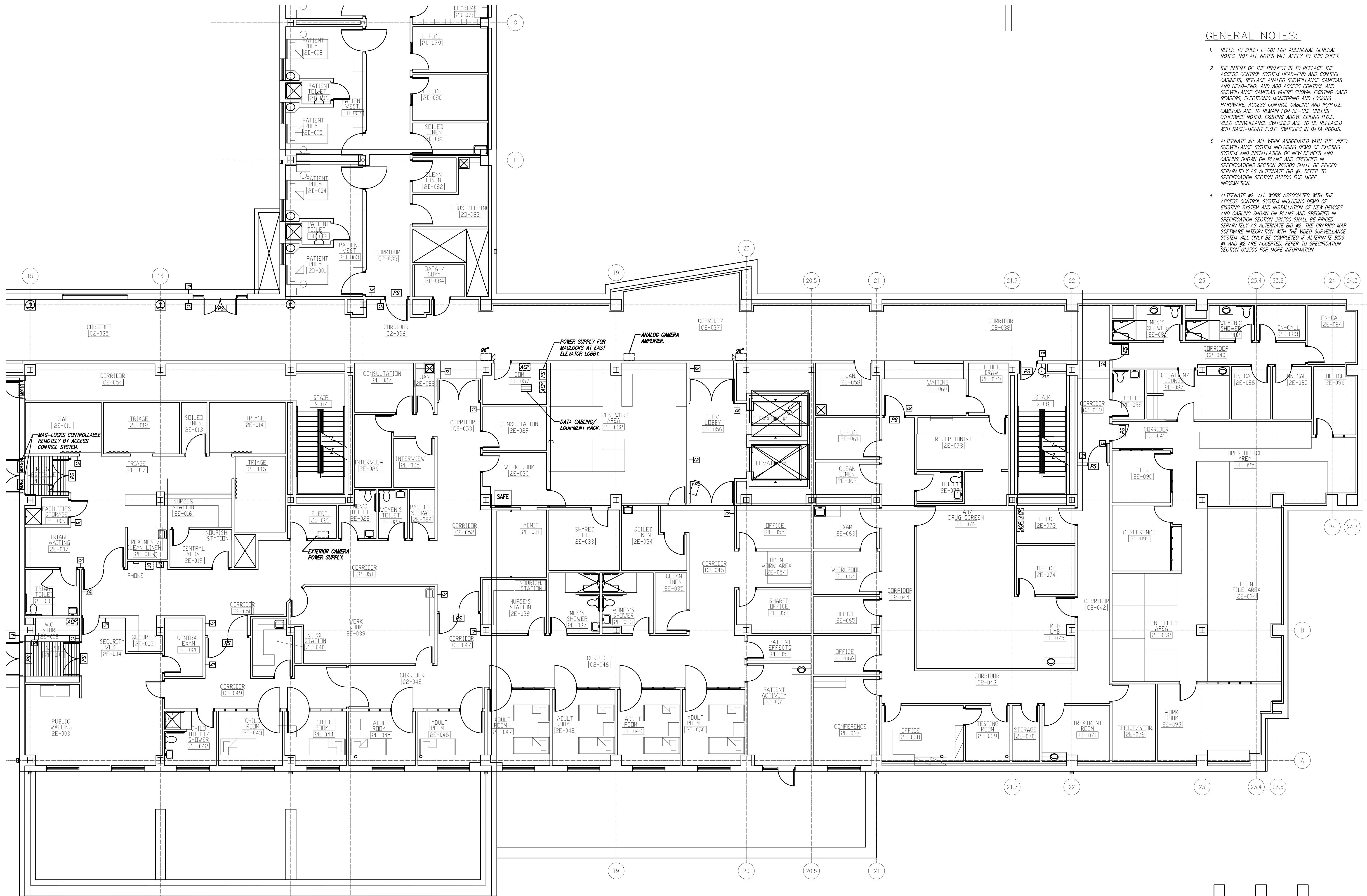
SHEET TITLE:  
**SECURITY DEMO  
FLOOR PLAN  
LEVEL 2**

SHEET NUMBER:  
**DS-107**

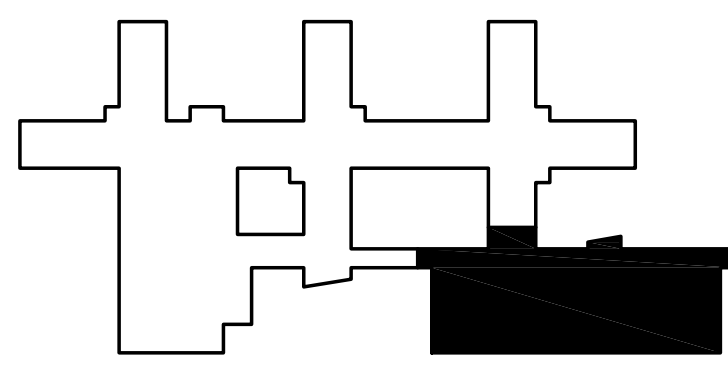
48 OF 70 SHEETS  
07/01/2022

GENERAL NOTES:

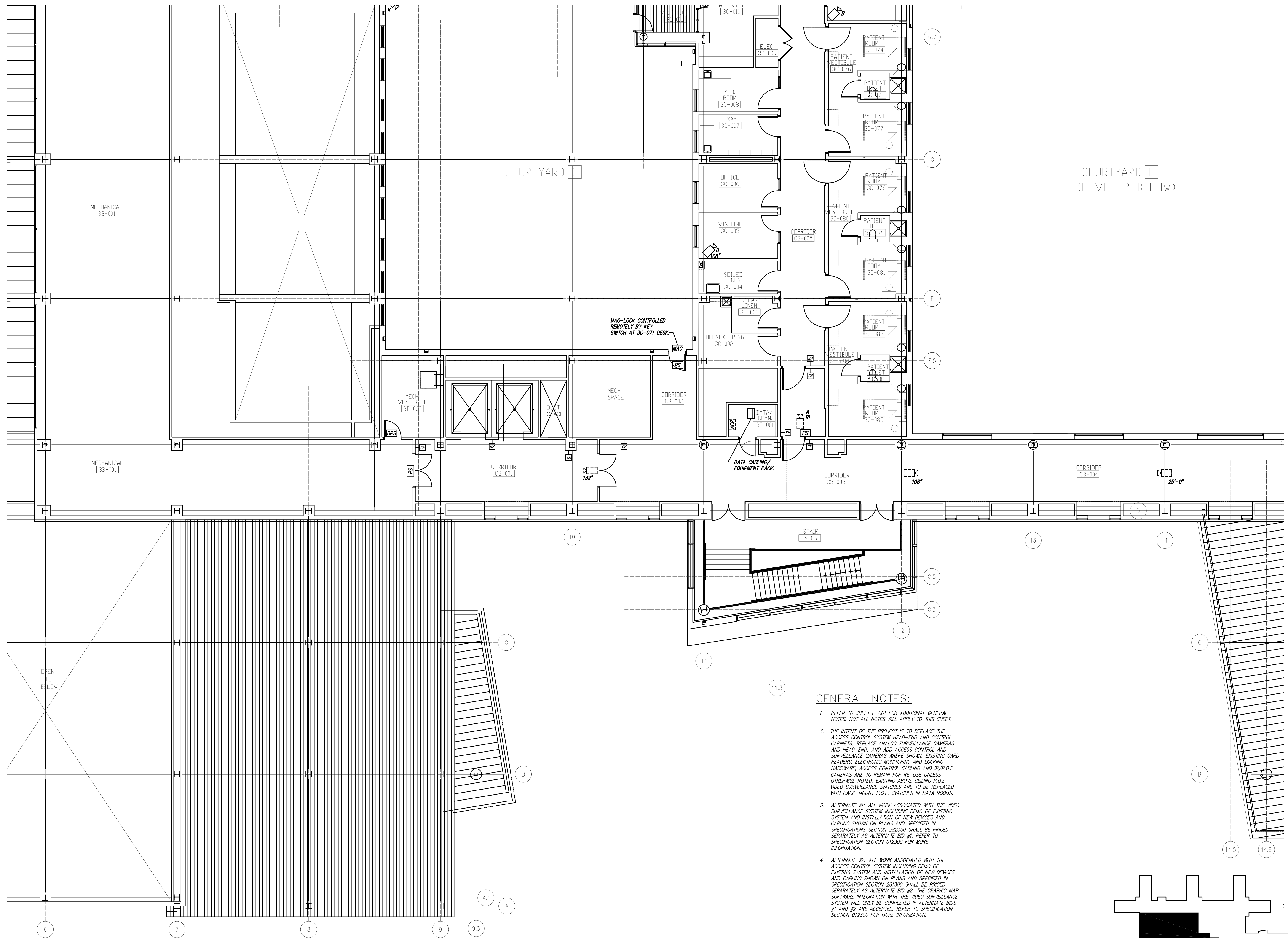
1. REFER TO SHEET E-001 FOR ADDITIONAL GENERAL NOTES. NOT ALL NOTES WILL APPLY TO THIS SHEET.
2. THE INTENT OF THE PROJECT IS TO REPLACE THE ACCESS CONTROL SYSTEM HEAD-END AND CONTROL CABINETS; REPLACE ANALOG SURVEILLANCE CAMERAS AND HEAD-END; AND ADD ACCESS CONTROL AND SURVEILLANCE CAMERAS WHERE SHOWN. EXISTING CARD READERS, ELECTRONIC MONITORING AND LOCKING HARDWARE, ACCESS CONTROL CABLING AND P.O.E. CAMERAS ARE TO REMAIN FOR RE-USE UNLESS OTHERWISE NOTED. EXISTING ABOVE CEILING P.O.E. VIDEO SURVEILLANCE SWITCHES ARE TO BE REPLACED WITH RACK-MOUNT P.O.E. SWITCHES IN DATA ROOMS.
3. ALTERNATE #1: ALL WORK ASSOCIATED WITH THE VIDEO SURVEILLANCE SYSTEM INCLUDING DEMO OF EXISTING SYSTEM AND INSTALLATION OF NEW DEVICES AND CABLING SHOWN ON PLANS AND SPECIFIED IN SPECIFICATIONS SECTION 282300 SHALL BE PRICED SEPARATELY AS ALTERNATE BID #1. REFER TO SPECIFICATION SECTION 012300 FOR MORE INFORMATION.
4. ALTERNATE #2: ALL WORK ASSOCIATED WITH THE ACCESS CONTROL SYSTEM INCLUDING DEMO OF EXISTING SYSTEM AND INSTALLATION OF NEW DEVICES AND CABLING SHOWN ON PLANS AND SPECIFIED IN SPECIFICATION SECTION 281300 SHALL BE PRICED SEPARATELY AS ALTERNATE BID #2. THE GRAPHIC MAP SOFTWARE INTEGRATION WITH THE VIDEO SURVEILLANCE SYSTEM WILL ONLY BE COMPLETED IF ALTERNATE BIDS #1 AND #2 ARE ACCEPTED. REFER TO SPECIFICATION SECTION 012300 FOR MORE INFORMATION.



Electrical Security Plan Level 2 - Area E 1  
Scale: 1/8" = 1'-0"









**GENERAL NOTES:**

1. REFER TO SHEET E-001 FOR ADDITIONAL GENERAL NOTES. NOT ALL NOTES WILL APPLY TO THIS SHEET.
2. THE INTENT OF THE PROJECT IS TO REPLACE THE ACCESS CONTROL SYSTEM HEAD-END AND CONTROL CABINETS; REPLACE ANALOG SURVEILLANCE CAMERAS AND HEAD-END; AND ADD ACCESS CONTROL AND SURVEILLANCE CAMERAS WHERE SHOWN. EXISTING CARD READERS, ELECTRONIC MONITORING AND LOCKING HARDWARE, ACCESS CONTROL CABLING AND IP/P.O.E. CAMERAS ARE TO REMAIN FOR RE-USE UNLESS OTHERWISE NOTED. EXISTING ABOVE CEILING P.O.E. VIDEO SURVEILLANCE SWITCHES ARE TO BE REPLACED WITH RACK-MOUNT P.O.E. SWITCHES IN DATA ROOMS.
3. ALTERNATE #1: ALL WORK ASSOCIATED WITH THE VIDEO SURVEILLANCE SYSTEM INCLUDING DEMO OF EXISTING SYSTEM AND INSTALLATION OF NEW DEVICES AND CABLING SHOWN ON PLANS AND SPECIFIED IN SPECIFICATIONS SECTION 282300 SHALL BE PRICED SEPARATELY AS ALTERNATE BID #1. REFER TO SPECIFICATION SECTION 012300 FOR MORE INFORMATION.
4. ALTERNATE #2: ALL WORK ASSOCIATED WITH THE ACCESS CONTROL SYSTEM INCLUDING DEMO OF EXISTING SYSTEM AND INSTALLATION OF NEW DEVICES AND CABLING SHOWN ON PLANS AND SPECIFIED IN SPECIFICATIONS SECTION 281300 SHALL BE PRICED SEPARATELY AS ALTERNATE BID #2. THE GRAPHIC MAP SOFTWARE INTEGRATION WITH THE VIDEO SURVEILLANCE SYSTEM WILL ONLY BE COMPLETED IF ALTERNATE BIDS #1 AND #2 ARE ACCEPTED. REFER TO SPECIFICATION SECTION 012300 FOR MORE INFORMATION.

**Electrical Security Plan Level 3 - Area A** **1**  
 Scale: 1/8" = 1'-0"  
 NORTH



OFFICE OF ADMINISTRATIO  
 DIVISION OF FACILITIES  
 MANAGEMENT,  
 DESIGN AND CONSTRUCTIO

DEPARTMENT OF  
 MENTAL HEALTH

CHANGE IN SCOPE RE-BID:  
 UPGRADE FIRE ALARM  
 AND SECURITY SYSTEMS

CENTER FOR BEHAVIORAL  
 MEDICINE  
 KANSAS CITY, MO

PROJECT # M1903-01  
 SITE # 7360  
 FACILITY # 6517360003


REVISION:	_____
DATE:	_____
REVISION:	_____
DATE:	_____
REVISION:	_____
DATE:	_____
ISSUE DATE:	07/01/2022

CAD DWG FILE: DS108.DWG  
 DRAWN BY: BWC/MWM  
 CHECKED BY: PLR  
 DESIGNED BY: RED


SHEET TITLE:  
**SECURITY DEMO  
 FLOOR PLAN  
 LEVEL 3**

SHEET NUMBER:

**DS-108**



P. Lindsay Robertson  
Missouri # 2002016725  
07/01/2022



OFFICE OF ADMINISTRATIO  
DIVISION OF FACILITIES  
MANAGEMENT,  
DESIGN AND CONSTRUCTIO

DEPARTMENT OF  
MENTAL HEALTH

CHANGE IN SCOPE RE-BID:  
UPGRADE FIRE ALARM  
AND SECURITY SYSTEMS

CENTER FOR BEHAVIORAL  
MEDICINE  
KANSAS CITY, MO

PROJECT # M1903-01  
SITE # 7360  
FACILITY # 6517360003

REVISION: \_\_\_\_\_  
DATE: \_\_\_\_\_  
REVISION: \_\_\_\_\_  
DATE: \_\_\_\_\_  
REVISION: \_\_\_\_\_  
DATE: \_\_\_\_\_  
ISSUE DATE: 07/01/2022

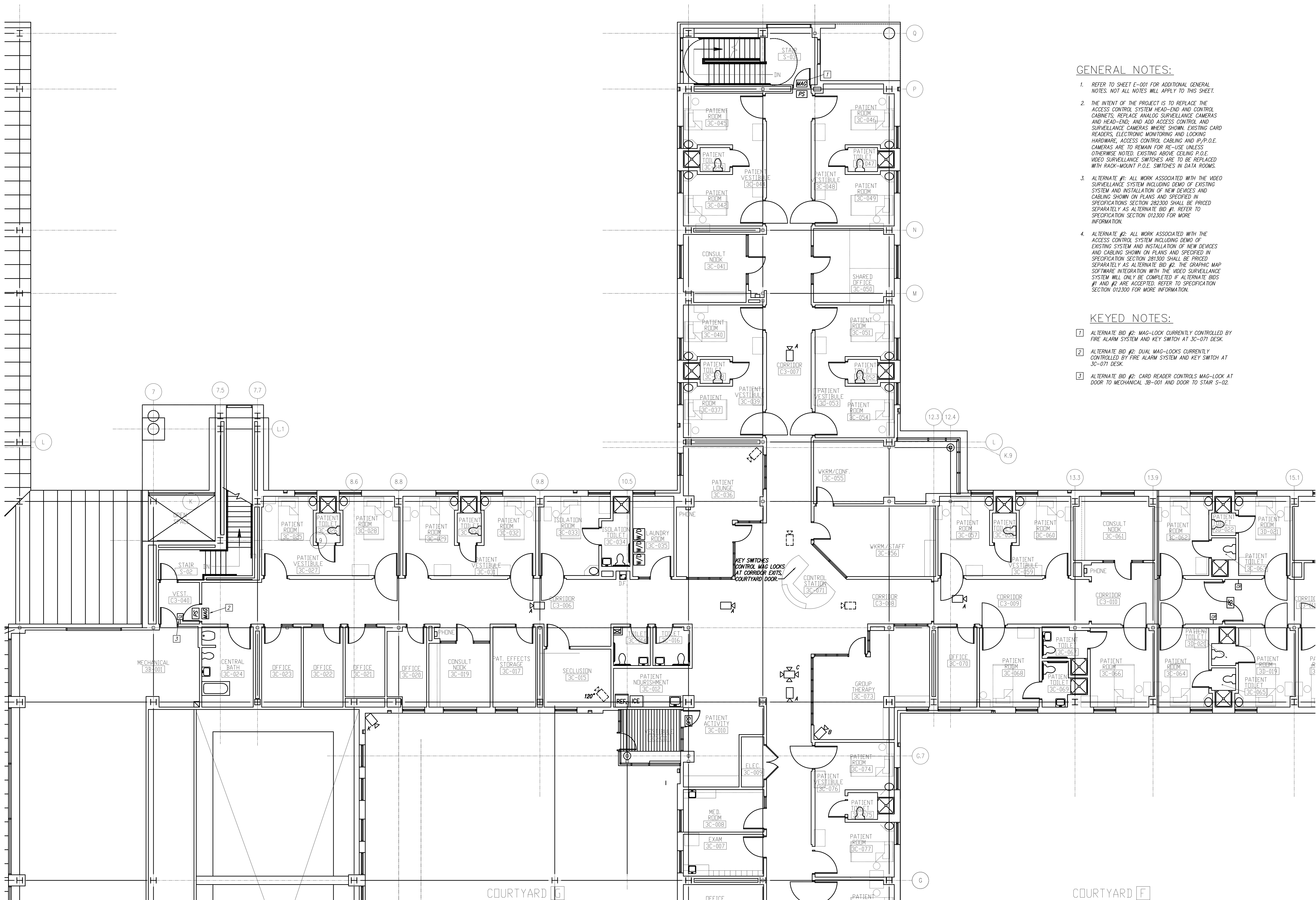
CAD DWG FILE: DS109.DWG  
DRAWN BY: BWC/MWM  
CHECKED BY: PLR  
DESIGNED BY: RED

SHEET TITLE:  
**SECURITY DEMO  
FLOOR PLAN  
LEVEL 3**

SHEET NUMBER:

**DS-109**

50 OF 70 SHEETS  
07/01/2022



**GENERAL NOTES:**

- REFER TO SHEET E-001 FOR ADDITIONAL GENERAL NOTES. NOT ALL NOTES WILL APPLY TO THIS SHEET.
- THE INTENT OF THE PROJECT IS TO REPLACE THE ACCESS CONTROL SYSTEM HEAD-END AND CONTROL CABINETS, REPLACE ANALOG SURVEILLANCE CAMERAS AND HEAD-END, AND ADD ACCESS CONTROL AND SURVEILLANCE CAMERAS WHERE SHOWN. EXISTING CARD READERS, ELECTRONIC MONITORING AND LOCKING HARDWARE, ACCESS CONTROL CABLING AND IP/P.O.E. CAMERAS ARE TO REMAIN FOR RE-USE UNLESS OTHERWISE NOTED. EXISTING ABOVE CEILING P.O.E. VIDEO SURVEILLANCE SWITCHES ARE TO BE REPLACED WITH RACK-MOUNT P.O.E. SWITCHES IN DATA ROOMS.
- ALTERNATE #1: ALL WORK ASSOCIATED WITH THE VIDEO SURVEILLANCE SYSTEM INCLUDING DEMO OF EXISTING SYSTEM AND INSTALLATION OF NEW DEVICES AND CABLING SHOWN ON PLANS AND SPECIFIED IN SPECIFICATIONS SECTION 282300 SHALL BE PRICED SEPARATELY AS ALTERNATE BID #1. REFER TO SPECIFICATION SECTION 012300 FOR MORE INFORMATION.
- ALTERNATE #2: ALL WORK ASSOCIATED WITH THE ACCESS CONTROL SYSTEM INCLUDING DEMO OF EXISTING SYSTEM AND INSTALLATION OF NEW DEVICES AND CABLING SHOWN ON PLANS AND SPECIFIED IN SPECIFICATION SECTION 281300 SHALL BE PRICED SEPARATELY AS ALTERNATE BID #2. THE GRAPHIC MAP SOFTWARE INTEGRATION WITH THE VIDEO SURVEILLANCE SYSTEM WILL ONLY BE COMPLETED IF ALTERNATE BIDS #1 AND #2 ARE ACCEPTED. REFER TO SPECIFICATION SECTION 012300 FOR MORE INFORMATION.

**KEYED NOTES:**

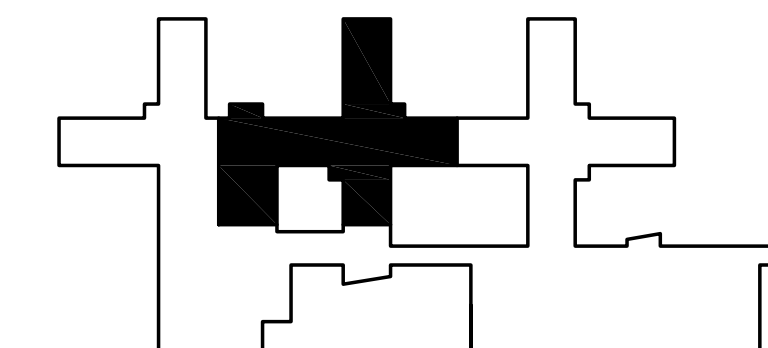
- ALTERNATE BID #2: MAG-LOCK CURRENTLY CONTROLLED BY FIRE ALARM SYSTEM AND KEY SWITCH AT 3C-071 DESK.
- ALTERNATE BID #2: DUAL MAG-LOCKS CURRENTLY CONTROLLED BY FIRE ALARM SYSTEM AND KEY SWITCH AT 3C-071 DESK.
- ALTERNATE BID #2: CARD READER CONTROLS MAG-LOCK AT DOOR TO MECHANICAL 3B-001 AND DOOR TO STAIR 5-02.




Electrical Security Plan Level 3 - Area C

Scale: 1/8" = 1'-0"

**1**





P. Lindsay Robertson  
Missouri # 2002016725



OFFICE OF ADMINISTRATIVE  
DIVISION OF FACILITIES  
MANAGEMENT,  
DESIGN AND CONSTRUCTION

DEPARTMENT OF  
MENTAL HEALTH

CHANGE IN SCOPE RE-BID:  
UPGRADE FIRE ALARM  
AND SECURITY SYSTEMS

CENTER FOR BEHAVIORAL  
MEDICINE  
KANSAS CITY, MO

PROJECT # M1903-01  
SITE # 7360  
FACILITY # 6517360003

REVISION: \_\_\_\_\_  
DATE: \_\_\_\_\_  
REVISION: \_\_\_\_\_  
DATE: \_\_\_\_\_  
REVISION: \_\_\_\_\_  
DATE: \_\_\_\_\_  
ISSUE DATE: 07/01/2022

CAD DWG FILE: DS110.DWG  
DRAWN BY: BWC/MWM  
CHECKED BY: PLR  
DESIGNED BY: RED

SHEET TITLE:  
**SECURITY DEMO  
FLOOR PLAN  
LEVEL 3**

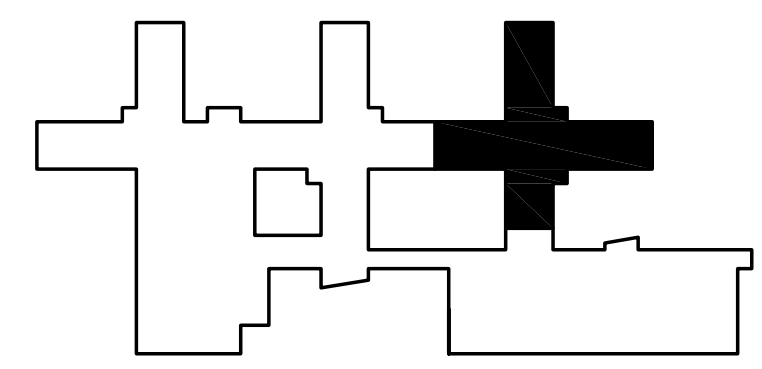
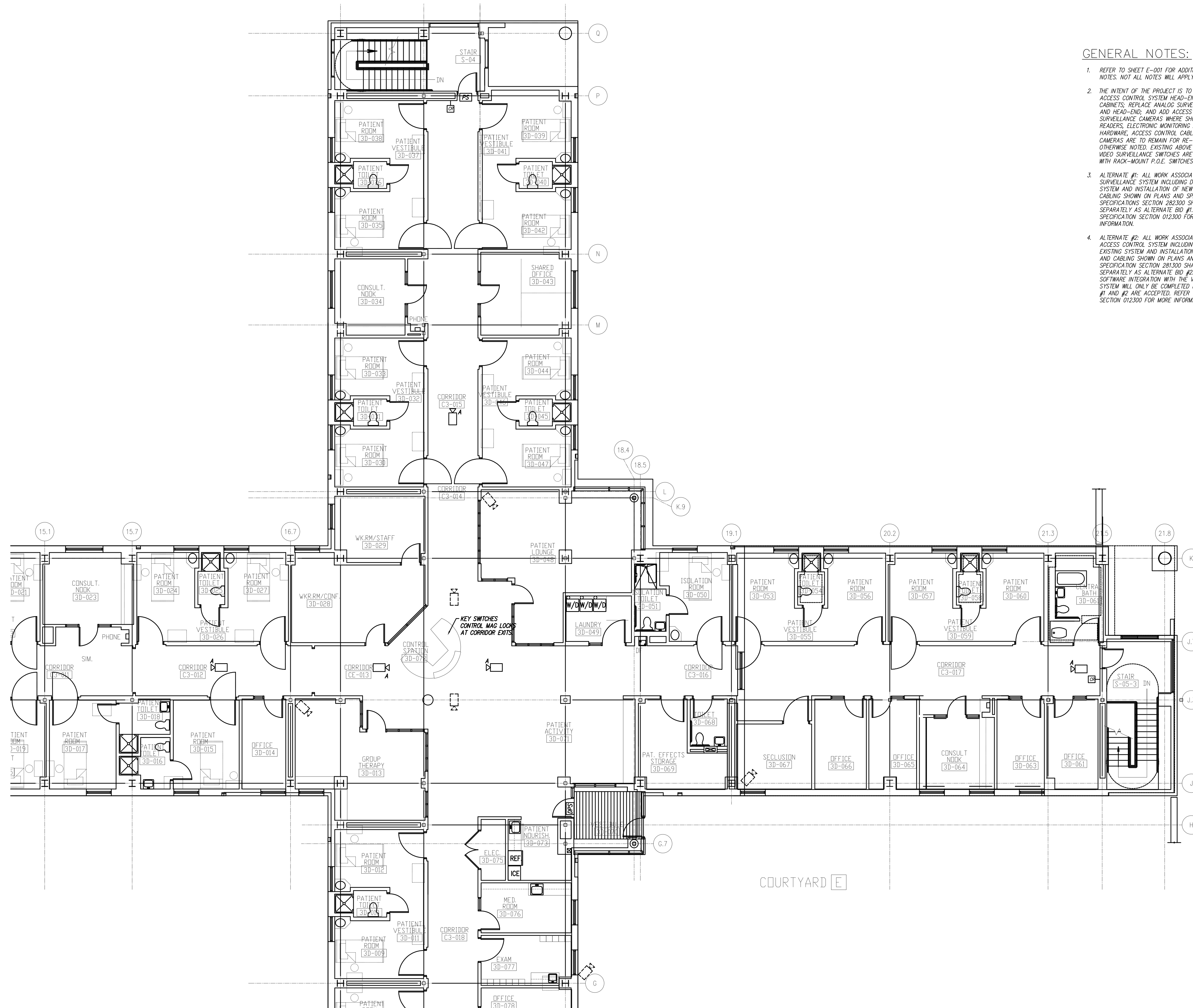
SHEET NUMBER:


**DS-110**

51 OF 70 SHEETS  
07/01/2022

**GENERAL NOTES:**

- REFER TO SHEET E-001 FOR ADDITIONAL GENERAL NOTES. NOT ALL NOTES WILL APPLY TO THIS SHEET.
- THE INTENT OF THE PROJECT IS TO REPLACE THE ACCESS CONTROL SYSTEM HEAD-END AND CONTROL CABINETS; REPLACE ANALOG SURVEILLANCE CAMERAS AND HEAD-END; AND ADD ACCESS CONTROL AND SURVEILLANCE CAMERAS WHERE SHOWN. EXISTING CARD READERS, ELECTRONIC MONITORING AND LOCKING HARDWARE, ACCESS CONTROL CABLING AND IP/P.O.E. CAMERAS ARE TO REMAIN FOR RE-USE UNLESS OTHERWISE NOTED. EXISTING ABOVE CEILING P.O.E. VIDEO SURVEILLANCE SWITCHES ARE TO BE REPLACED WITH RACK-MOUNT P.O.E. SWITCHES IN DATA ROOMS.
- ALTERNATE #1: ALL WORK ASSOCIATED WITH THE VIDEO SURVEILLANCE SYSTEM INCLUDING DEMO OF EXISTING SYSTEM AND INSTALLATION OF NEW DEVICES AND CABLING SHOWN ON PLANS AND SPECIFIED IN SPECIFICATIONS SECTION 282300 SHALL BE PRICED SEPARATELY AS ALTERNATE BID #1. REFER TO SPECIFICATION SECTION 012300 FOR MORE INFORMATION.
- ALTERNATE #2: ALL WORK ASSOCIATED WITH THE ACCESS CONTROL SYSTEM INCLUDING DEMO OF EXISTING SYSTEM AND INSTALLATION OF NEW DEVICES AND CABLING SHOWN ON PLANS AND SPECIFIED IN SPECIFICATION SECTION 281300 SHALL BE PRICED SEPARATELY AS ALTERNATE BID #2. THE GRAPHIC MAP SOFTWARE INTEGRATION WITH THE VIDEO SURVEILLANCE SYSTEM WILL ONLY BE COMPLETED IF ALTERNATE BIDS #1 AND #2 ARE ACCEPTED. REFER TO SPECIFICATION SECTION 012300 FOR MORE INFORMATION.





P. Lindsay Robertson  
Missouri # 2002016725  
07/01/2022



OFFICE OF ADMINISTRATIO  
DIVISION OF FACILITIES  
MANAGEMENT,  
DESIGN AND CONSTRUCTIO

DEPARTMENT OF  
MENTAL HEALTH

CHANGE IN SCOPE RE-BID:  
UPGRADE FIRE ALARM  
AND SECURITY SYSTEMS

CENTER FOR BEHAVIORAL  
MEDICINE  
KANSAS CITY, MO

PROJECT # M1903-01  
SITE # 7360  
FACILITY # 6517360003

REVISION: \_\_\_\_\_  
DATE: \_\_\_\_\_  
REVISION: \_\_\_\_\_  
DATE: \_\_\_\_\_  
REVISION: \_\_\_\_\_  
DATE: \_\_\_\_\_  
ISSUE DATE: 07/01/2022

CAD DWG FILE: DS111.DWG  
DRAWN BY: BWCMMW  
CHECKED BY: PLR  
DESIGNED BY: RED

SHEET TITLE:  
**SECURITY DEMO  
FLOOR PLAN  
LEVEL 3**

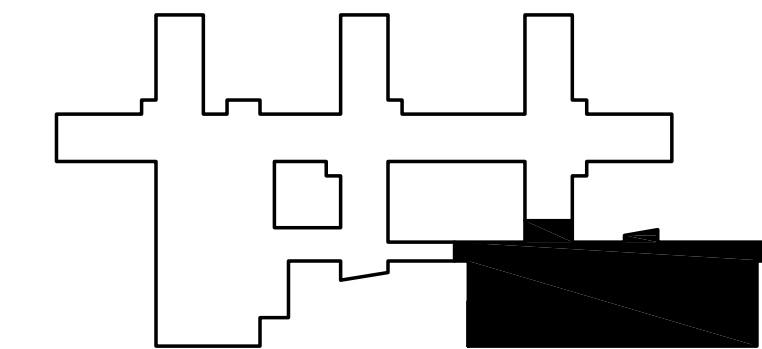
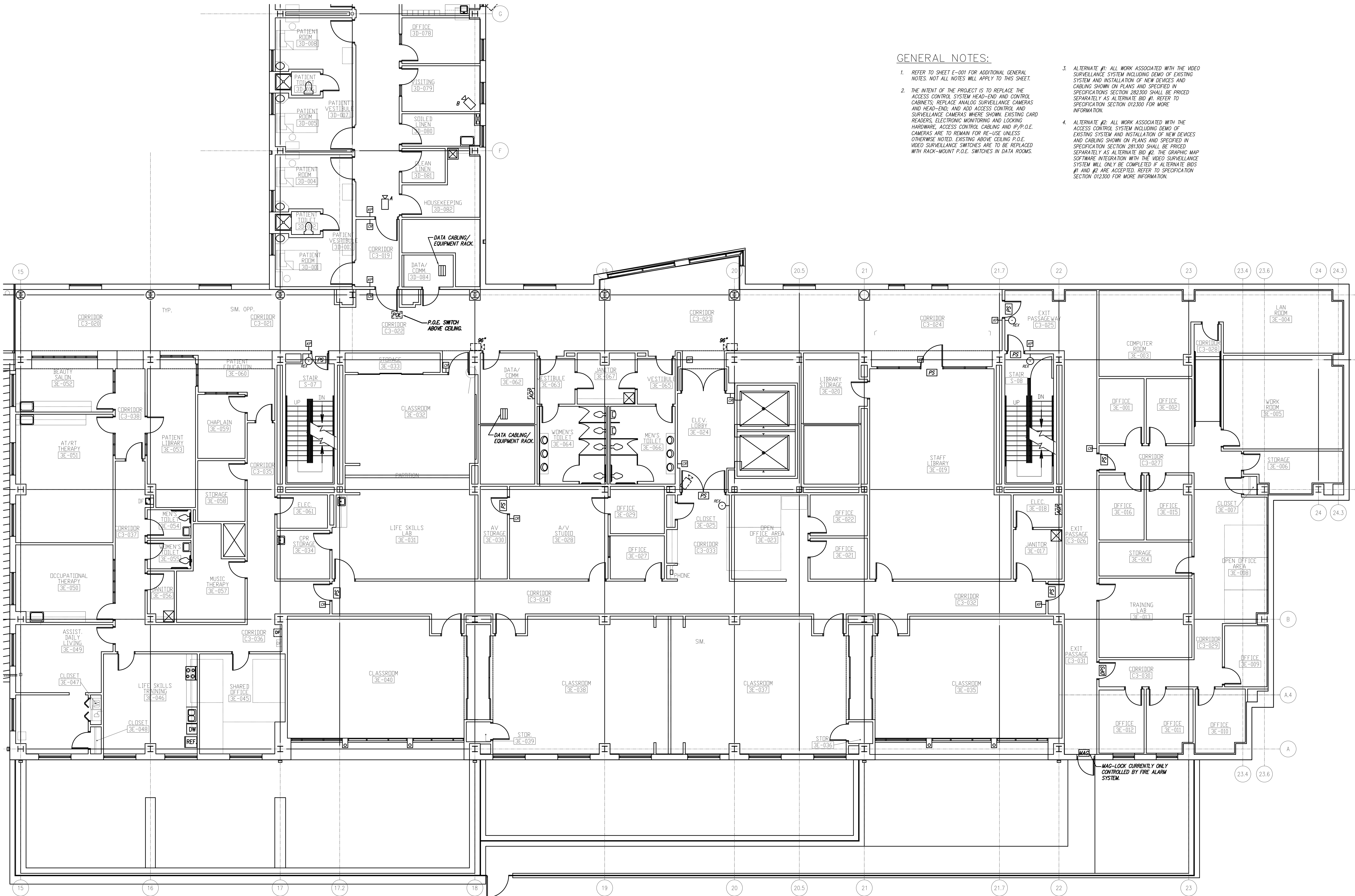
SHEET NUMBER:



**DS-111**

52 OF 70 SHEETS  
07/01/2022

**GENERAL NOTES:**

- REFER TO SHEET E-001 FOR ADDITIONAL GENERAL NOTES. NOT ALL NOTES WILL APPLY TO THIS SHEET.
- THE INTENT OF THE PROJECT IS TO REPLACE THE ACCESS CONTROL SYSTEM HEAD-END AND CONTROL CABINETS; REPLACE ANALOG SURVEILLANCE CAMERAS AND HEAD-END; AND ADD ACCESS CONTROL AND SURVEILLANCE CAMERAS WHERE SHOWN. EXISTING CARD READERS, ELECTRONIC MONITORING AND LOCKING HARDWARE, ACCESS CONTROL CABLING AND IP/P.O.E. CAMERAS ARE TO REMAIN FOR RE-USE UNLESS OTHERWISE NOTED. EXISTING ABOVE CEILING P.O.E. VIDEO SURVEILLANCE SWITCHES ARE TO BE REPLACED WITH RACK-MOUNT P.O.E. SWITCHES IN DATA ROOMS.
- ALTERNATE #1: ALL WORK ASSOCIATED WITH THE VIDEO SURVEILLANCE SYSTEM INCLUDING DEMO OF EXISTING SYSTEM AND INSTALLATION OF NEW DEVICES AND CABLING SHOWN ON PLANS AND SPECIFIED IN SPECIFICATION SECTION 282300 SHALL BE PRICED SEPARATELY AS ALTERNATE BID #1. REFER TO SPECIFICATION SECTION 012300 FOR MORE INFORMATION.
- ALTERNATE #2: ALL WORK ASSOCIATED WITH THE ACCESS CONTROL SYSTEM INCLUDING DEMO OF EXISTING SYSTEM AND INSTALLATION OF NEW DEVICES AND CABLING SHOWN ON PLANS AND SPECIFIED IN SPECIFICATION SECTION 281300 SHALL BE PRICED SEPARATELY AS ALTERNATE BID #2. THE GRAPHIC MAP SOFTWARE INTEGRATION WITH THE VIDEO SURVEILLANCE SYSTEM WILL ONLY BE COMPLETED IF ALTERNATE BIDS #1 AND #2 ARE ACCEPTED. REFER TO SPECIFICATION SECTION 012300 FOR MORE INFORMATION.





OFFICE OF ADMINISTRATIO  
DIVISION OF FACILITIES  
MANAGEMENT,  
DESIGN AND CONSTRUCTIO

DEPARTMENT OF  
MENTAL HEALTH

CHANGE IN SCOPE RE-BID:  
UPGRADE FIRE ALARM  
AND SECURITY SYSTEMS

CENTER FOR BEHAVIORAL  
MEDICINE  
KANSAS CITY, MO

PROJECT # M1903-01  
SITE # 7360  
FACILITY # 6517360003

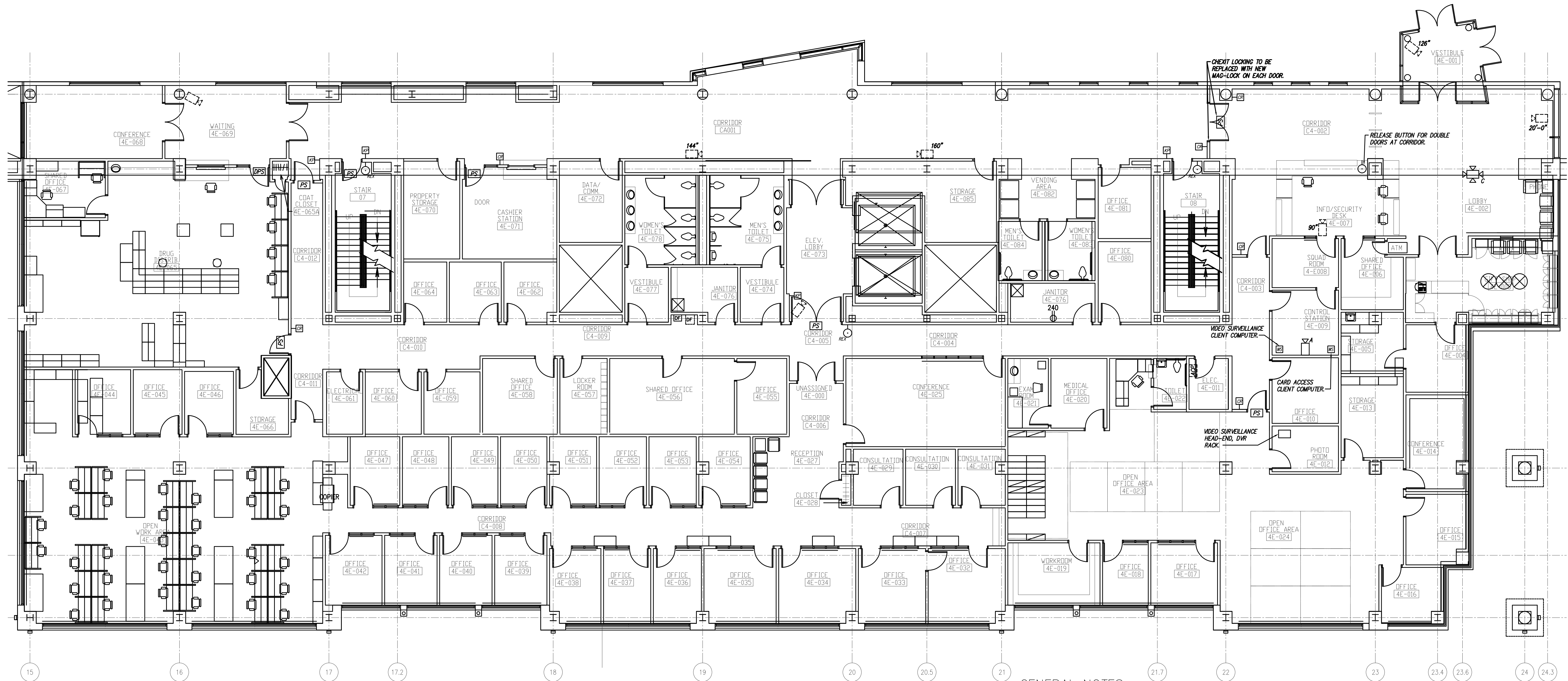
REVISION: \_\_\_\_\_  
DATE: \_\_\_\_\_  
REVISION: \_\_\_\_\_  
DATE: \_\_\_\_\_  
REVISION: \_\_\_\_\_  
DATE: \_\_\_\_\_  
ISSUE DATE: 07/01/2022

CAD DWG FILE: DSI12.DWG  
DRAWN BY: BWC/MWM  
CHECKED BY: PLR  
DESIGNED BY: RED

SHEET TITLE:  
**SECURITY DEMO  
FLOOR PLAN  
LEVEL 4**

SHEET NUMBER:  
**DS-112**

53 OF 70 SHEETS  
07/01/2022

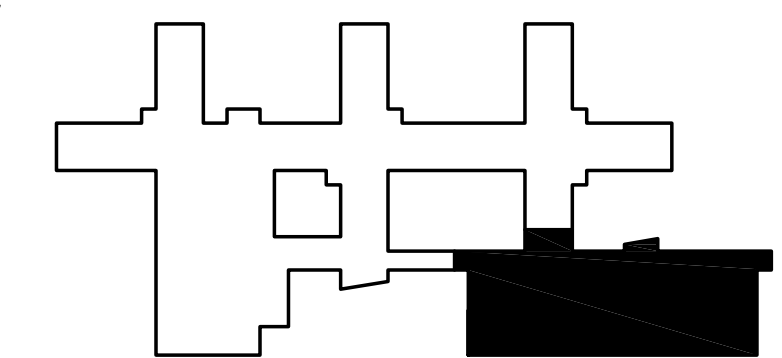



**GENERAL NOTES:**

- REFER TO SHEET E-001 FOR ADDITIONAL GENERAL NOTES. NOT ALL NOTES WILL APPLY TO THIS SHEET.
- THE INTENT OF THE PROJECT IS TO REPLACE THE ACCESS CONTROL SYSTEM HEAD-END AND CONTROL CABINETS; REPLACE ANALOG SURVEILLANCE CAMERAS AND HEAD-END; AND ADD ACCESS CONTROL AND SURVEILLANCE CAMERAS WHERE SHOWN. EXISTING CARD READERS, ELECTRONIC MONITORING AND LOCKING HARDWARE, ACCESS CONTROL CABLING AND IP/P.O.E. CAMERAS ARE TO REMAIN FOR RE-USE UNLESS OTHERWISE NOTED. EXISTING ABOVE CEILING P.O.E. VIDEO SURVEILLANCE SWITCHES ARE TO BE REPLACED WITH RACK-MOUNT P.O.E. SWITCHES IN DATA ROOMS.
- ALTERNATE #1: ALL WORK ASSOCIATED WITH THE VIDEO SURVEILLANCE SYSTEM INCLUDING DEMO OF EXISTING SYSTEM AND INSTALLATION OF NEW DEVICES AND CABLING SHOWN ON PLANS AND SPECIFIED IN SPECIFICATIONS SECTION 282.300 SHALL BE PRICED SEPARATELY AS ALTERNATE BID #1. REFER TO SPECIFICATION SECTION 012.300 FOR MORE INFORMATION.
- ALTERNATE #2: ALL WORK ASSOCIATED WITH THE ACCESS CONTROL SYSTEM INCLUDING DEMO OF EXISTING SYSTEM AND INSTALLATION OF NEW DEVICES AND CABLING SHOWN ON PLANS AND SPECIFIED IN SPECIFICATION SECTION 281.300 SHALL BE PRICED SEPARATELY AS ALTERNATE BID #2. THE GRAPHIC MAP SOFTWARE INTEGRATION WITH THE VIDEO SURVEILLANCE SYSTEM WILL ONLY BE COMPLETED IF ALTERNATE BIDS #1 AND #2 ARE ACCEPTED. REFER TO SPECIFICATION SECTION 012.300 FOR MORE INFORMATION.



Electrical Security Plan Level 4 - Area E **1**  
Scale: 1/8" = 1'-0"





P. Lindsay Robertson  
Missouri # 2002016725



OFFICE OF ADMINISTRATIO  
DIVISION OF FACILITIES  
MANAGEMENT,  
DESIGN AND CONSTRUCTIO

DEPARTMENT OF  
MENTAL HEALTH

CHANGE IN SCOPE RE-BID:  
UPGRADE FIRE ALARM  
AND SECURITY SYSTEMS

CENTER FOR BEHAVIORAL  
MEDICINE  
KANSAS CITY, MO

PROJECT # M1903-01  
SITE # 7360  
FACILITY # 6517360003

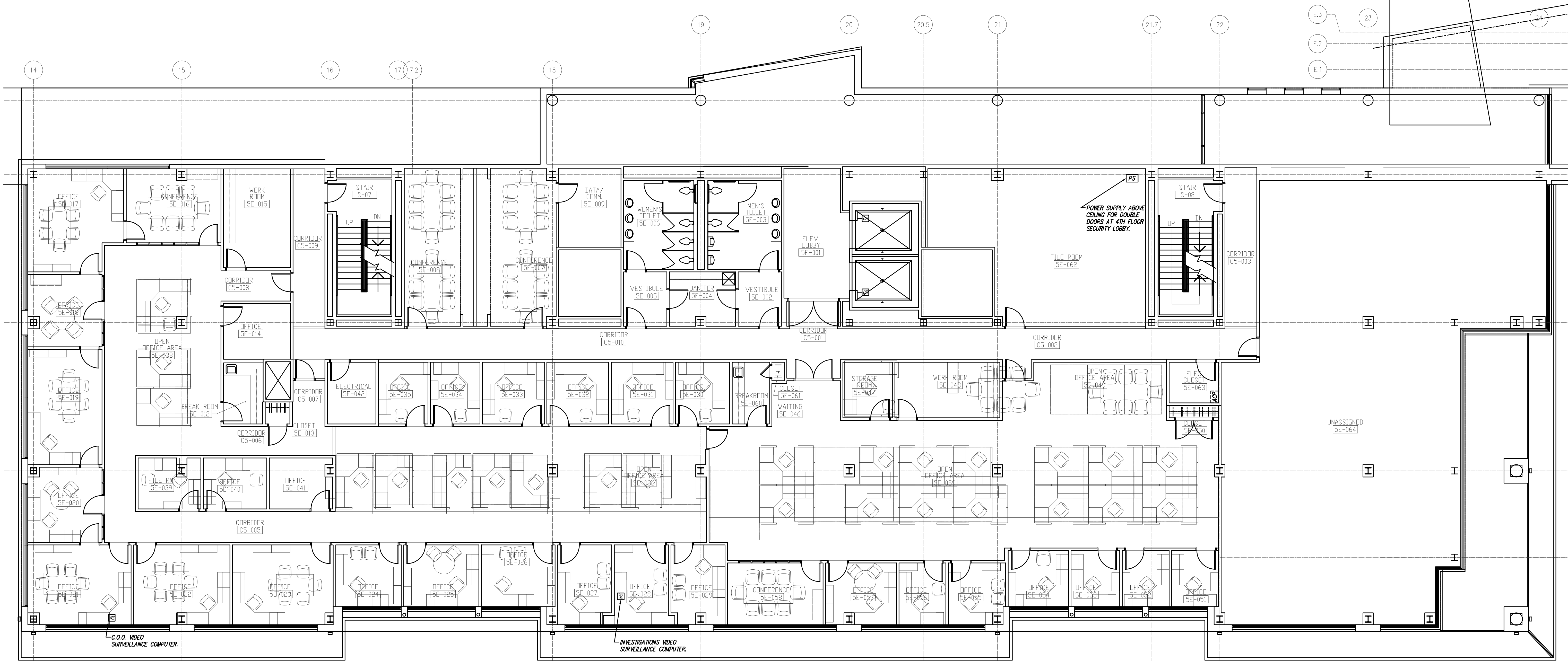
REVISION: \_\_\_\_\_  
DATE: \_\_\_\_\_  
REVISION: \_\_\_\_\_  
DATE: \_\_\_\_\_  
REVISION: \_\_\_\_\_  
DATE: \_\_\_\_\_  
ISSUE DATE: 07/01/2022

CAD DWG FILE: DS113.DWG  
DRAWN BY: BWC/MWM  
CHECKED BY: PLR  
DESIGNED BY: RED

SHEET TITLE:  
**SECURITY DEMO  
FLOOR PLAN  
LEVEL 5**

SHEET NUMBER:  
**DS-113**

54 OF 70 SHEETS  
07/01/2022



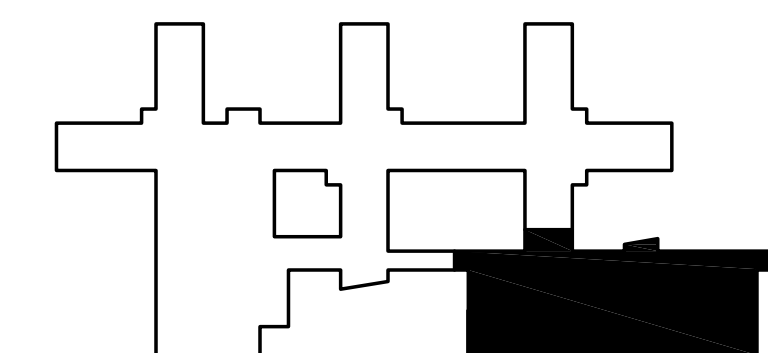
**GENERAL NOTES:**


- REFER TO SHEET E-001 FOR ADDITIONAL GENERAL NOTES. NOT ALL NOTES WILL APPLY TO THIS SHEET.
- THE INTENT OF THE PROJECT IS TO REPLACE THE ACCESS CONTROL SYSTEM HEAD-END AND CONTROL CABINETS; REPLACE ANALOG SURVEILLANCE CAMERAS AND HEAD-END; AND ADD ACCESS CONTROL AND SURVEILLANCE CAMERAS WHERE SHOWN. EXISTING CARD READERS, ELECTRONIC MONITORING AND LOCKING HARDWARE, ACCESS CONTROL CABLING AND IP/P.O.E. CAMERAS ARE TO REMAIN FOR RE-USE UNLESS OTHERWISE NOTED. EXISTING ABOVE CEILING P.O.E. VIDEO SURVEILLANCE SWITCHES ARE TO BE REPLACED WITH RACK-MOUNT P.O.E. SWITCHES IN DATA ROOMS.
- ALTERNATE #1: ALL WORK ASSOCIATED WITH THE VIDEO SURVEILLANCE SYSTEM INCLUDING DEMO OF EXISTING SYSTEM AND INSTALLATION OF NEW DEVICES AND CABLING SHOWN ON PLANS AND SPECIFIED IN SPECIFICATIONS SECTION 282.300 SHALL BE PRICED SEPARATELY AS ALTERNATE BID #1. REFER TO SPECIFICATION SECTION 012.300 FOR MORE INFORMATION.
- ALTERNATE #2: ALL WORK ASSOCIATED WITH THE ACCESS CONTROL SYSTEM INCLUDING DEMO OF EXISTING SYSTEM AND INSTALLATION OF NEW DEVICES AND CABLING SHOWN ON PLANS AND SPECIFIED IN SPECIFICATION SECTION 281.300 SHALL BE PRICED SEPARATELY AS ALTERNATE BID #2. THE GRAPHIC MAP SOFTWARE INTEGRATION WITH THE VIDEO SURVEILLANCE SYSTEM WILL ONLY BE COMPLETED IF ALTERNATE BIDS #1 AND #2 ARE ACCEPTED. REFER TO SPECIFICATION SECTION 012.300 FOR MORE INFORMATION.




Electrical Security Plan Level 5 - Area E **1**

Scale: 1/8" = 1'-0"





07/01/2022  
P. Lindsay Robertson  
Missouri # 2002016725



OFFICE OF ADMINISTRATIO  
DIVISION OF FACILITIES  
MANAGEMENT,  
DESIGN AND CONSTRUCTIO

DEPARTMENT OF  
MENTAL HEALTH

CHANGE IN SCOPE RE-BID:  
UPGRADE FIRE ALARM  
AND SECURITY SYSTEMS

CENTER FOR BEHAVIORAL  
MEDICINE  
KANSAS CITY, MO

PROJECT # M1903-01  
SITE # 7360  
FACILITY # 6517360003

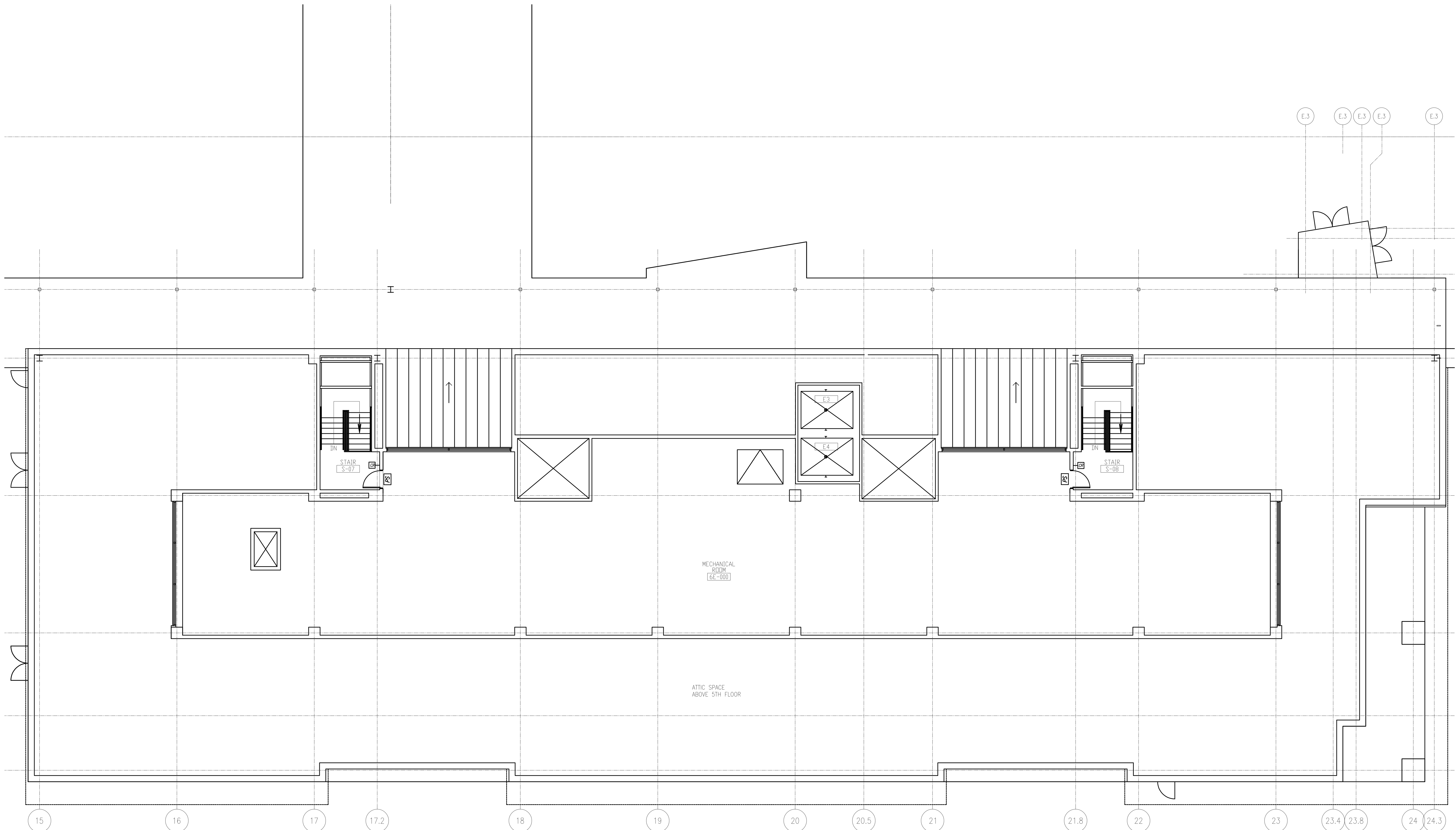
REVISION: \_\_\_\_\_  
DATE: \_\_\_\_\_  
REVISION: \_\_\_\_\_  
DATE: \_\_\_\_\_  
REVISION: \_\_\_\_\_  
DATE: \_\_\_\_\_  
ISSUE DATE: 07/01/2022

CAD DWG FILE: DS114.DWG  
DRAWN BY: BWC/MWM  
CHECKED BY: PLR  
DESIGNED BY: RED

SHEET TITLE:  
**SECURITY DEMO  
FLOOR PLAN  
LEVEL 6**

SHEET NUMBER:  
**DS-114**

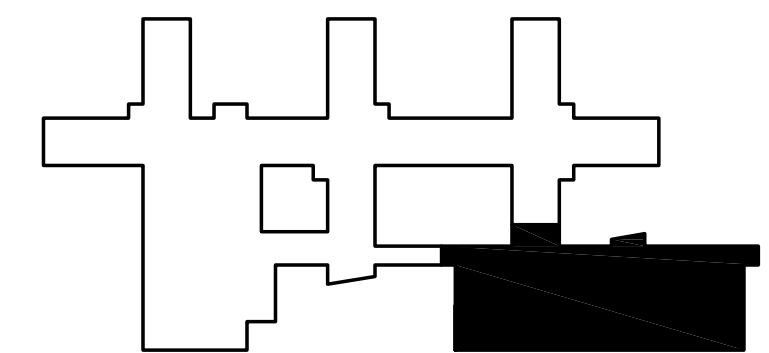
55 OF 70 SHEETS  
07/01/2022




**GENERAL NOTES:**

1. REFER TO SHEET E-001 FOR ADDITIONAL GENERAL NOTES. NOT ALL NOTES WILL APPLY TO THIS SHEET.
2. THE INTENT OF THE PROJECT IS TO REPLACE THE ACCESS CONTROL SYSTEM HEAD-END AND CONTROL CABINETS; REPLACE ANALOG SURVEILLANCE CAMERAS AND HEAD-END; AND ADD ACCESS CONTROL AND SURVEILLANCE CAMERAS WHERE SHOWN. EXISTING CARD READERS, ELECTRONIC MONITORING AND LOCKING HARDWARE, ACCESS CONTROL CABLING AND IP/P.O.E. CAMERAS ARE TO REMAIN FOR RE-USE UNLESS OTHERWISE NOTED. EXISTING ABOVE CEILING P.O.E. VIDEO SURVEILLANCE SWITCHES ARE TO BE REPLACED WITH RACK-MOUNT P.O.E. SWITCHES IN DATA ROOMS.
3. ALTERNATE #1: ALL WORK ASSOCIATED WITH THE VIDEO SURVEILLANCE SYSTEM INCLUDING DEMO OF EXISTING SYSTEM AND INSTALLATION OF NEW DEVICES AND CABLING SHOWN ON PLANS AND SPECIFIED IN SPECIFICATIONS SECTION 282300 SHALL BE PRICED SEPARATELY AS ALTERNATE BID #1. REFER TO SPECIFICATION SECTION 012300 FOR MORE INFORMATION.
4. ALTERNATE #2: ALL WORK ASSOCIATED WITH THE ACCESS CONTROL SYSTEM INCLUDING DEMO OF EXISTING SYSTEM AND INSTALLATION OF NEW DEVICES AND CABLING SHOWN ON PLANS AND SPECIFIED IN SPECIFICATIONS SECTION 281300 SHALL BE PRICED SEPARATELY AS ALTERNATE BID #2. THE GRAPHIC MAP SOFTWARE INTEGRATION WITH THE VIDEO SURVEILLANCE SYSTEM WILL ONLY BE COMPLETED IF ALTERNATE BIDS #1 AND #2 ARE ACCEPTED. REFER TO SPECIFICATION SECTION 012300 FOR MORE INFORMATION.

**Electrical Security Plan Level 6 - Area E 1**  
Scale: 1/8" = 1'-0"





P. Lindsay Robertson  
Missouri # 2002016725



OFFICE OF ADMINISTRATIO  
DIVISION OF FACILITIES  
MANAGEMENT,  
DESIGN AND CONSTRUCTIO

DEPARTMENT OF  
MENTAL HEALTH

CHANGE IN SCOPE RE-BID:  
UPGRADE FIRE ALARM  
AND SECURITY SYSTEMS

CENTER FOR BEHAVIORAL  
MEDICINE  
KANSAS CITY, MO

PROJECT # M1903-01  
SITE # 7360  
FACILITY # 6517360003

REVISION: \_\_\_\_\_  
DATE: \_\_\_\_\_  
REVISION: \_\_\_\_\_  
DATE: \_\_\_\_\_  
REVISION: \_\_\_\_\_  
DATE: \_\_\_\_\_  
ISSUE DATE: 07/01/2022

CAD DWG FILE: ES100.DWG  
DRAWN BY: BWC/MWM  
CHECKED BY: PLR  
DESIGNED BY: RED

SHEET TITLE:  
**SECURITY NEW  
PLAN SITE**

SHEET NUMBER:

**ES-100**

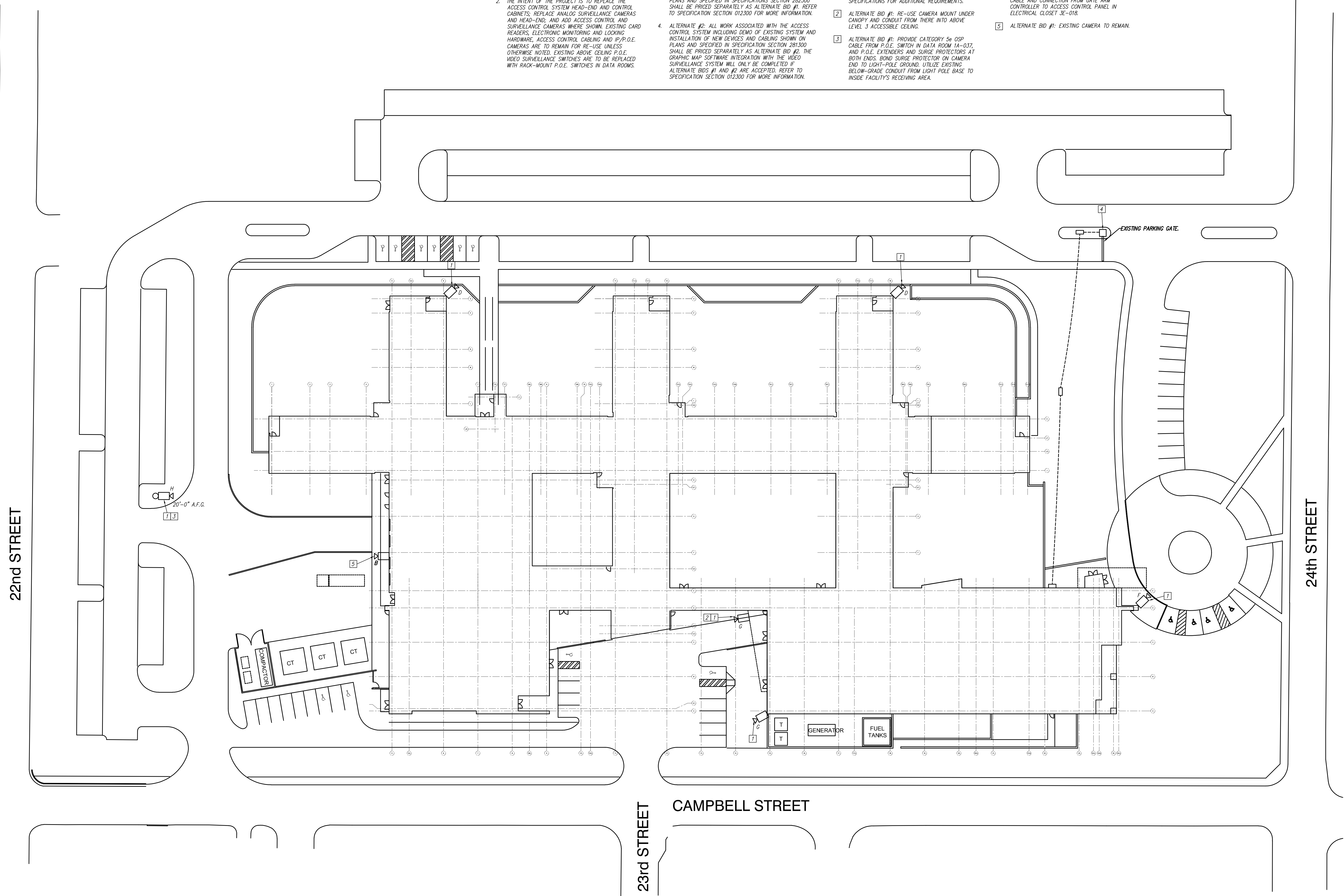
56 OF 70 SHEETS  
07/01/2022

**GENERAL NOTES:**

- REFER TO SHEET E-001 FOR ADDITIONAL GENERAL NOTES. NOT ALL NOTES WILL APPLY TO THIS SHEET.
- THE INTENT OF THE PROJECT IS TO REPLACE THE ACCESS CONTROL SYSTEM HEAD-END AND CONTROL CABINETS; REPLACE ANALOG SURVEILLANCE CAMERAS AND HEAD-END; AND ADD ACCESS CONTROL AND SURVEILLANCE CAMERAS WHERE SHOWN. EXISTING CARD READERS, ELECTRONIC MONITORING AND LOCKING HARDWARE, ACCESS CONTROL CABLING AND IP/P.O.E. CAMERAS ARE TO REMAIN FOR RE-USE UNLESS OTHERWISE NOTED. EXISTING ABOVE CEILING P.O.E. VIDEO SURVEILLANCE SWITCHES ARE TO BE REPLACED WITH RACK-MOUNT P.O.E. SWITCHES IN DATA ROOMS.
- ALTERNATE #1: ALL WORK ASSOCIATED WITH THE VIDEO SURVEILLANCE SYSTEM INCLUDING DEMO OF EXISTING SYSTEM AND INSTALLATION OF NEW DEVICES AND CABLING SHOWN ON PLANS AND SPECIFIED IN SPECIFICATIONS SECTION 282300 SHALL BE PRICED SEPARATELY AS ALTERNATE BID #1. REFER TO SPECIFICATION SECTION 012300 FOR MORE INFORMATION.
- ALTERNATE #2: ALL WORK ASSOCIATED WITH THE ACCESS CONTROL SYSTEM INCLUDING DEMO OF EXISTING SYSTEM AND INSTALLATION OF NEW DEVICES AND CABLING SHOWN ON PLANS AND SPECIFIED IN SPECIFICATION SECTION 281300 SHALL BE PRICED SEPARATELY AS ALTERNATE BID #2. THE GRAPHIC MAP SOFTWARE INTEGRATION WITH THE VIDEO SURVEILLANCE SYSTEM WILL ONLY BE COMPLETED IF ALTERNATE BIDS #1 AND #2 ARE ACCEPTED. REFER TO SPECIFICATION SECTION 012300 FOR MORE INFORMATION.


**KEYED NOTES:**

- ALTERNATE BID #1: PROVIDE CAMERA MOUNT AT LOCATION OF DEMO'D PREVIOUS CAMERA. PROVIDE SURGE PROTECTOR BOTH ENDS; REFER TO SPECIFICATIONS FOR ADDITIONAL REQUIREMENTS.
- ALTERNATE BID #1: RE-USE CAMERA MOUNT UNDER CANOPY AND CONDUIT FROM THERE INTO ABOVE LEVEL 3 ACCESSIBLE CEILING.
- ALTERNATE BID #1: PROVIDE CATEGORY 5e OSP CABLE FROM P.O.E. SWITCH IN DATA ROOM 1A-037, AND P.O.E. EXTENDERS AND SURGE PROTECTORS AT BOTH ENDS. BOND SURGE PROTECTOR ON CAMERA END TO LIGHT-POLE GROUND. UTILIZE EXISTING BELOW-GRADE CONDUIT FROM LIGHT POLE BASE TO INSIDE FACILITY'S RECEIVING AREA.
- ALTERNATE BID #2: PROVIDE VIA EXISTING BELOW-GRADE CONDUITS, IN-GRADE PULL-BOXES AND BUILDING-MOUNT JUNCTION BOX. CONTROL CABLE AND CONNECTION FROM GATE ARM CONTROLLER TO ACCESS CONTROL PANEL IN ELECTRICAL CLOSET 3E-01B.
- ALTERNATE BID #1: EXISTING CAMERA TO REMAIN.




Electrical Security Plan Site **1**  
Scale: 1/32" = 1'-0"





P. Lindsay Robertson  
Missouri # 2002016725  
07/01/2022



OFFICE OF ADMINISTRATIO  
DIVISION OF FACILITIES  
MANAGEMENT,  
DESIGN AND CONSTRUCTIO

DEPARTMENT OF  
MENTAL HEALTH

CHANGE IN SCOPE RE-BID:  
UPGRADE FIRE ALARM  
AND SECURITY SYSTEMS

CENTER FOR BEHAVIORAL  
MEDICINE  
KANSAS CITY, MO

PROJECT # M1903-01  
SITE # 7360  
FACILITY # 6517360003

REVISION: \_\_\_\_\_  
DATE: \_\_\_\_\_  
REVISION: \_\_\_\_\_  
DATE: \_\_\_\_\_  
REVISION: \_\_\_\_\_  
DATE: \_\_\_\_\_  
ISSUE DATE: 07/01/2022

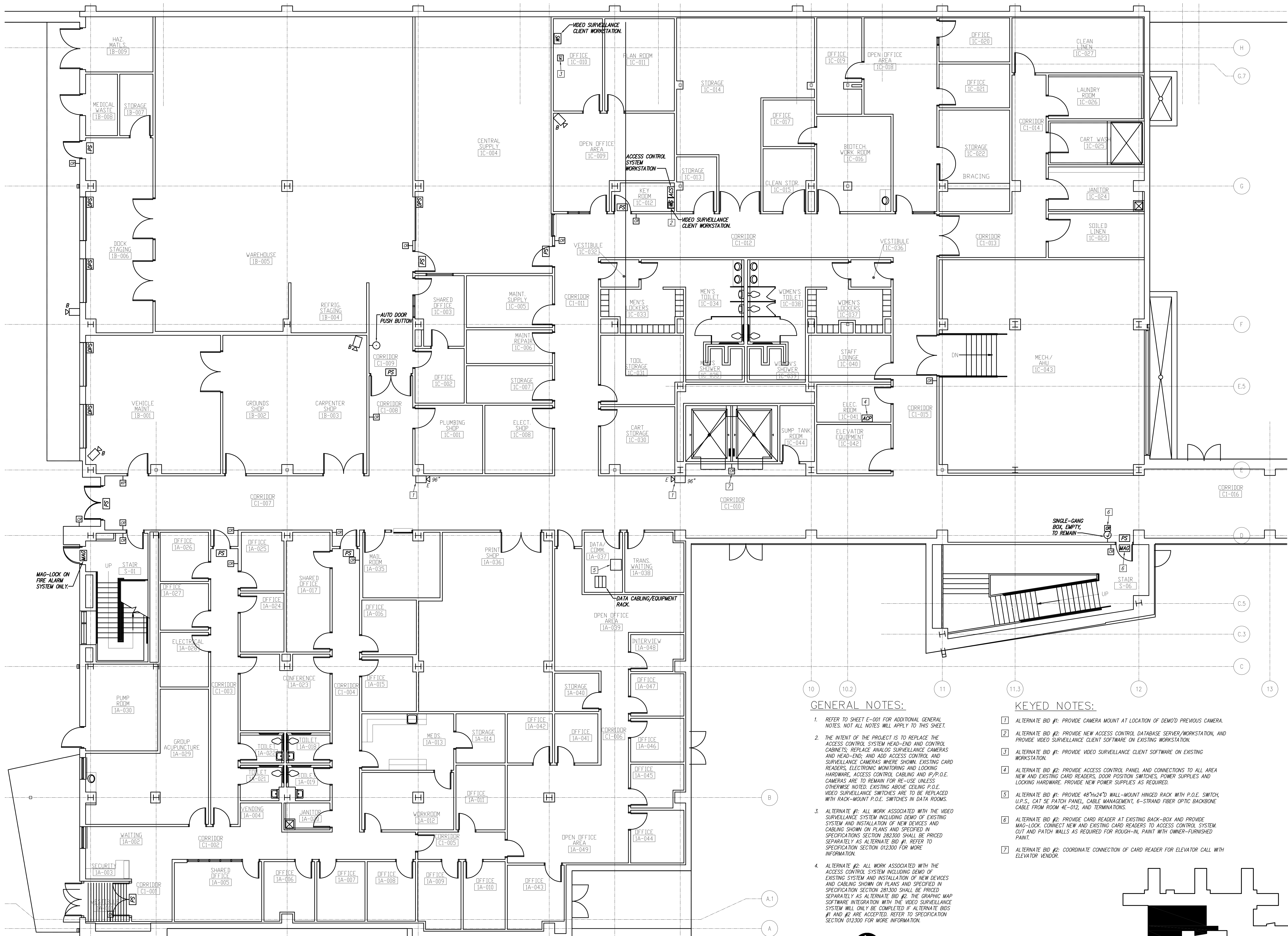
CAD DWG FILE: ES101.DWG  
DRAWN BY: BWCMMW  
CHECKED BY: PLR  
DESIGNED BY: RED

SHEET TITLE:  
**SECURITY NEW  
FLOOR PLAN  
LEVEL 1**

SHEET NUMBER:

**ES-101**

57 OF 70 SHEETS  
07/01/2022



**GENERAL NOTES:**

- REFER TO SHEET E-001 FOR ADDITIONAL GENERAL NOTES. NOT ALL NOTES WILL APPLY TO THIS SHEET.
- THE INTENT OF THE PROJECT IS TO REPLACE THE ACCESS CONTROL SYSTEM HEAD-END AND CONTROL CABINETS; REPLACE ANALOG SURVEILLANCE CAMERAS AND HEAD-END; AND ADD ACCESS CONTROL AND SURVEILLANCE CAMERAS WHERE SHOWN. EXISTING CARD READERS, ELECTRONIC MONITORING AND LOCKING HARDWARE, ACCESS CONTROL CABLING AND I/P/P.O.E. CAMERAS ARE TO REMAIN FOR RE-USE UNLESS OTHERWISE NOTED. EXISTING ABOVE CEILING P.O.E. VIDEO SURVEILLANCE SWITCHES ARE TO BE REPLACED WITH RACK-MOUNT P.O.E. SWITCHES IN DATA ROOMS.
- ALTERNATE BID #1: ALL WORK ASSOCIATED WITH THE VIDEO SURVEILLANCE SYSTEM INCLUDING DEMO OF EXISTING SURVEILLANCE SYSTEM INCLUDING DEMO OF EXISTING SYSTEM AND INSTALLATION OF NEW DEVICES AND CABLING SHOWN ON PLANS AND SPECIFIED IN SPECIFICATION SECTION 282300 SHALL BE PRICED SEPARATELY AS ALTERNATE BID #1. REFER TO SPECIFICATION SECTION 012300 FOR MORE INFORMATION.
- ALTERNATE BID #2: ALL WORK ASSOCIATED WITH THE ACCESS CONTROL SYSTEM INCLUDING DEMO OF EXISTING SYSTEM AND INSTALLATION OF NEW DEVICES AND CABLING SHOWN ON PLANS AND SPECIFIED IN SPECIFICATION SECTION 281300 SHALL BE PRICED SEPARATELY AS ALTERNATE BID #2. THE GRAPHIC MAP SOFTWARE INTEGRATION WITH THE VIDEO SURVEILLANCE SYSTEM WILL ONLY BE COMPLETED IF ALTERNATE BIDS #1 AND #2 ARE ACCEPTED. REFER TO SPECIFICATION SECTION 012300 FOR MORE INFORMATION.

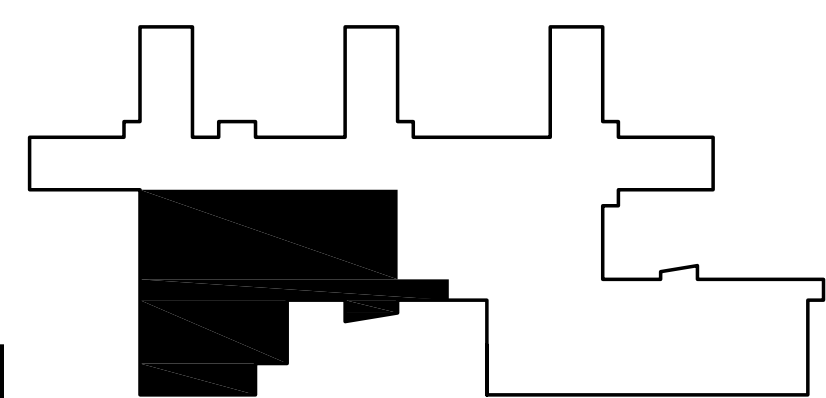
**KEYED NOTES:**


- ALTERNATE BID #1: PROVIDE CAMERA MOUNT AT LOCATION OF DEMO'D PREVIOUS CAMERA.
- ALTERNATE BID #2: PROVIDE NEW ACCESS CONTROL DATABASE SERVER/WORKSTATION, AND PROVIDE VIDEO SURVEILLANCE CLIENT SOFTWARE ON EXISTING WORKSTATION.
- ALTERNATE BID #1: PROVIDE VIDEO SURVEILLANCE CLIENT SOFTWARE ON EXISTING WORKSTATION.
- ALTERNATE BID #2: PROVIDE ACCESS CONTROL PANEL AND CONNECTIONS TO ALL AREA NEW AND EXISTING CARD READERS, DOOR POSITION SWITCHES, POWER SUPPLIES AND LOCKING HARDWARE. PROVIDE NEW POWER SUPPLIES AS REQUIRED.
- ALTERNATE BID #1: PROVIDE 48"X24" WALL-MOUNT HINGED RACK WITH P.O.E. SWITCH, U.P.S., CAT 5E PATCH PANEL, CABLE MANAGEMENT, 6-STRAND FIBER OPTIC BACKBONE CABLE FROM ROOM 4E-012, AND TERMINATIONS.
- ALTERNATE BID #2: PROVIDE CARD READER AT EXISTING BACK-BOX AND PROVIDE MAG-LOCK. CONNECT NEW AND EXISTING CARD READERS TO ACCESS CONTROL SYSTEM. CUT AND PATCH WALLS AS REQUIRED FOR ROUGH-IN. PAINT WITH OWNER-FURNISHED PAINT.
- ALTERNATE BID #2: COORDINATE CONNECTION OF CARD READER FOR ELEVATOR CALL WITH ELEVATOR VENDOR.




Electrical Security Plan Level 1 - Area A **1**

Scale: 1/8" = 1'-0"





07/01/2022  
P. Lindsay Robertson  
Missouri # 2002016725



OFFICE OF ADMINISTRATIO  
DIVISION OF FACILITIES  
MANAGEMENT,  
DESIGN AND CONSTRUCTIO

DEPARTMENT OF  
MENTAL HEALTH

CHANGE IN SCOPE RE-BID:  
UPGRADE FIRE ALARM  
AND SECURITY SYSTEMS

CENTER FOR BEHAVIORAL  
MEDICINE  
KANSAS CITY, MO

PROJECT # M1903-01  
SITE # 7360  
FACILITY # 6517360003

REVISION: \_\_\_\_\_  
DATE: \_\_\_\_\_  
REVISION: \_\_\_\_\_  
DATE: \_\_\_\_\_  
REVISION: \_\_\_\_\_  
DATE: \_\_\_\_\_  
ISSUE DATE: 07/01/2022

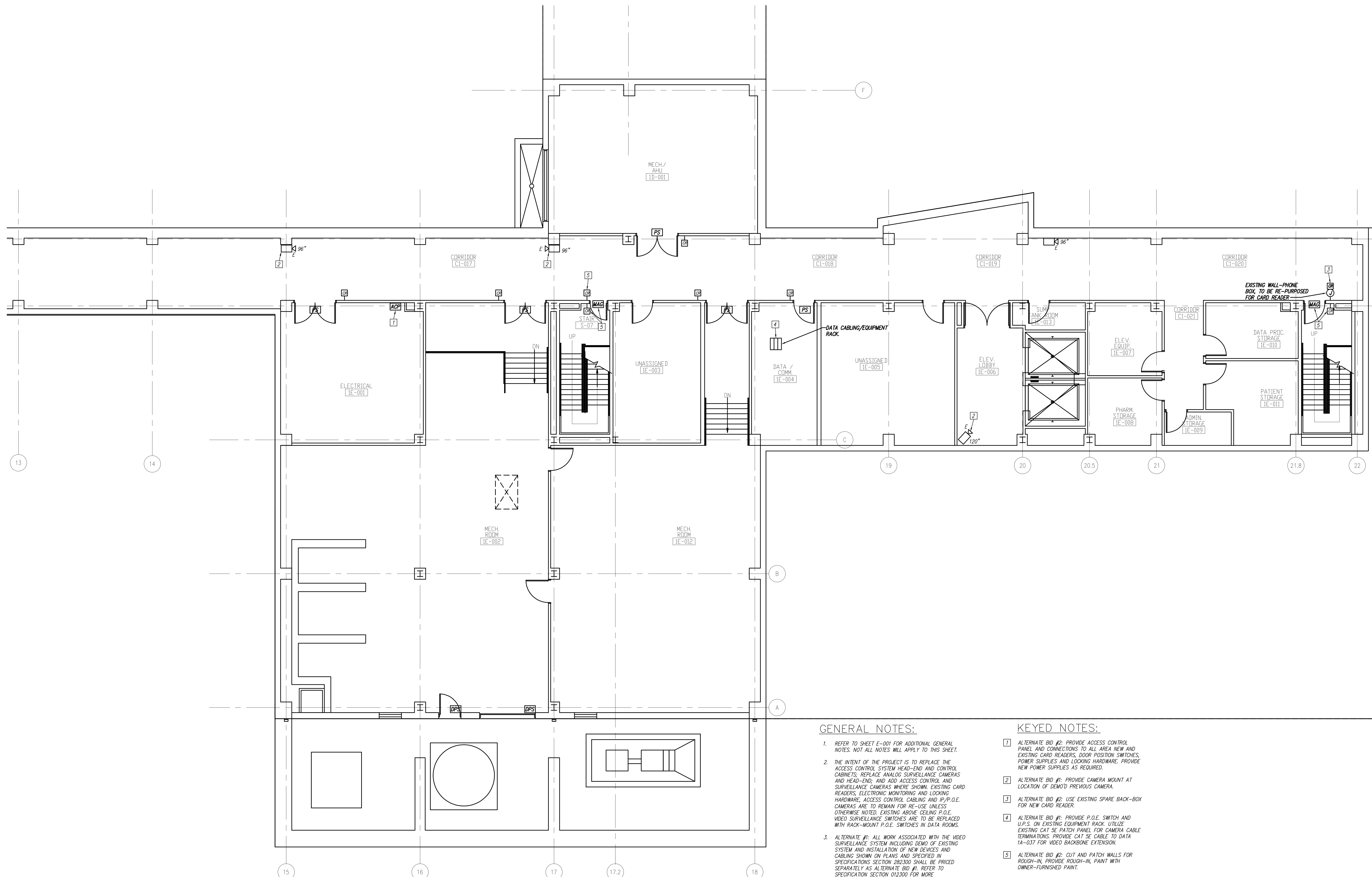
CAD DWG FILE: ES102.DWG  
DRAWN BY: BWC/MWM  
CHECKED BY: PLR  
DESIGNED BY: RED

SHEET TITLE:  
SECURITY NEW  
FLOOR PLAN  
LEVEL 1

SHEET NUMBER:

ES-102

58 OF 70 SHEETS  
07/01/2022



GENERAL NOTES:

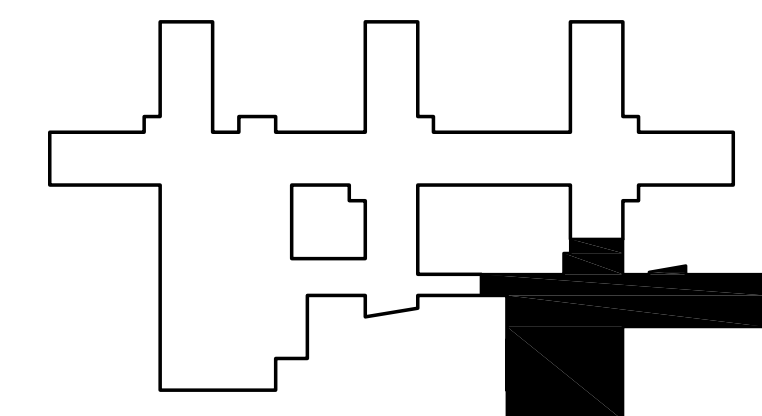
- REFER TO SHEET E-001 FOR ADDITIONAL GENERAL NOTES. NOT ALL NOTES WILL APPLY TO THIS SHEET.
- THE INTENT OF THE PROJECT IS TO REPLACE THE ACCESS CONTROL SYSTEM HEAD-END AND CONTROL CABINETS; REPLACE ANALOG SURVEILLANCE CAMERAS AND HEAD-END; AND ADD ACCESS CONTROL AND SURVEILLANCE CAMERAS WHERE SHOWN. EXISTING CARD READERS, ELECTRONIC MONITORING AND LOCKING HARDWARE, ACCESS CONTROL CABLING AND W/P.P.O.E. CAMERAS ARE TO REMAIN FOR RE-USE UNLESS OTHERWISE NOTED. EXISTING ABOVE CEILING P.O.E. VIDEO SURVEILLANCE SWITCHES ARE TO BE REPLACED WITH RACK-MOUNT P.O.E. SWITCHES IN DATA ROOMS.
- ALTERNATE #1: ALL WORK ASSOCIATED WITH THE VIDEO SURVEILLANCE SYSTEM INCLUDING DEMO OF EXISTING SYSTEM AND INSTALLATION OF NEW DEVICES AND CABLING SHOWN ON PLANS AND SPECIFIED IN SPECIFICATIONS SECTION 282300 SHALL BE PRICED SEPARATELY AS ALTERNATE BID #1. REFER TO SPECIFICATION SECTION 012300 FOR MORE INFORMATION.
- ALTERNATE #2: ALL WORK ASSOCIATED WITH THE ACCESS CONTROL SYSTEM INCLUDING DEMO OF EXISTING SYSTEM AND INSTALLATION OF NEW DEVICES AND CABLING SHOWN ON PLANS AND SPECIFIED IN SPECIFICATION SECTION 281300 SHALL BE PRICED SEPARATELY AS ALTERNATE BID #2. THE GRAPHIC MAP SOFTWARE INTEGRATION WITH THE VIDEO SURVEILLANCE SYSTEM WILL ONLY BE COMPLETED IF ALTERNATE BIDS #1 AND #2 ARE ACCEPTED. REFER TO SPECIFICATION SECTION 012300 FOR MORE INFORMATION.


KEYED NOTES:

- ALTERNATE BID #2: PROVIDE ACCESS CONTROL PANEL AND CONNECTIONS TO ALL AREA NEW AND EXISTING CARD READERS, DOOR POSITION SWITCHES, POWER SUPPLIES AND LOCKING HARDWARE. PROVIDE NEW POWER SUPPLIES AS REQUIRED.
- ALTERNATE BID #1: PROVIDE CAMERA MOUNT AT LOCATION OF DEMO'D PREVIOUS CAMERA.
- ALTERNATE BID #2: USE EXISTING SPARE BACK-BOX FOR NEW CARD READER.
- ALTERNATE BID #1: PROVIDE P.O.E. SWITCH AND U.P.S. ON EXISTING EQUIPMENT RACK. UTILIZE EXISTING CAT 5E PATCH PANEL FOR CAMERA CABLE TERMINATIONS. PROVIDE CAT 5E CABLE TO DATA 1A-037 FOR VIDEO BACKBONE EXTENSION.
- ALTERNATE BID #2: CUT AND PATCH WALLS FOR ROUGH-IN. PROVIDE ROUGH-IN. PAINT WITH OWNER-FURNISHED PAINT.




Electrical Security Plan Level 1 - Area E 1  
Scale: 1/8" = 1'-0"





P. Lindsay Robertson  
Missouri # 2002016725  
07/01/2022



OFFICE OF ADMINISTRATIO  
DIVISION OF FACILITIES  
MANAGEMENT,  
DESIGN AND CONSTRUCTION

DEPARTMENT OF  
MENTAL HEALTH

CHANGE IN SCOPE RE-BID:  
UPGRADE FIRE ALARM  
AND SECURITY SYSTEMS

CENTER FOR BEHAVIORAL  
MEDICINE  
KANSAS CITY, MO

PROJECT # M1903-01  
SITE # 7360  
FACILITY # 6517360003

REVISION: \_\_\_\_\_  
DATE: \_\_\_\_\_  
REVISION: \_\_\_\_\_  
DATE: \_\_\_\_\_  
REVISION: \_\_\_\_\_  
DATE: \_\_\_\_\_  
ISSUE DATE: 07/01/2022

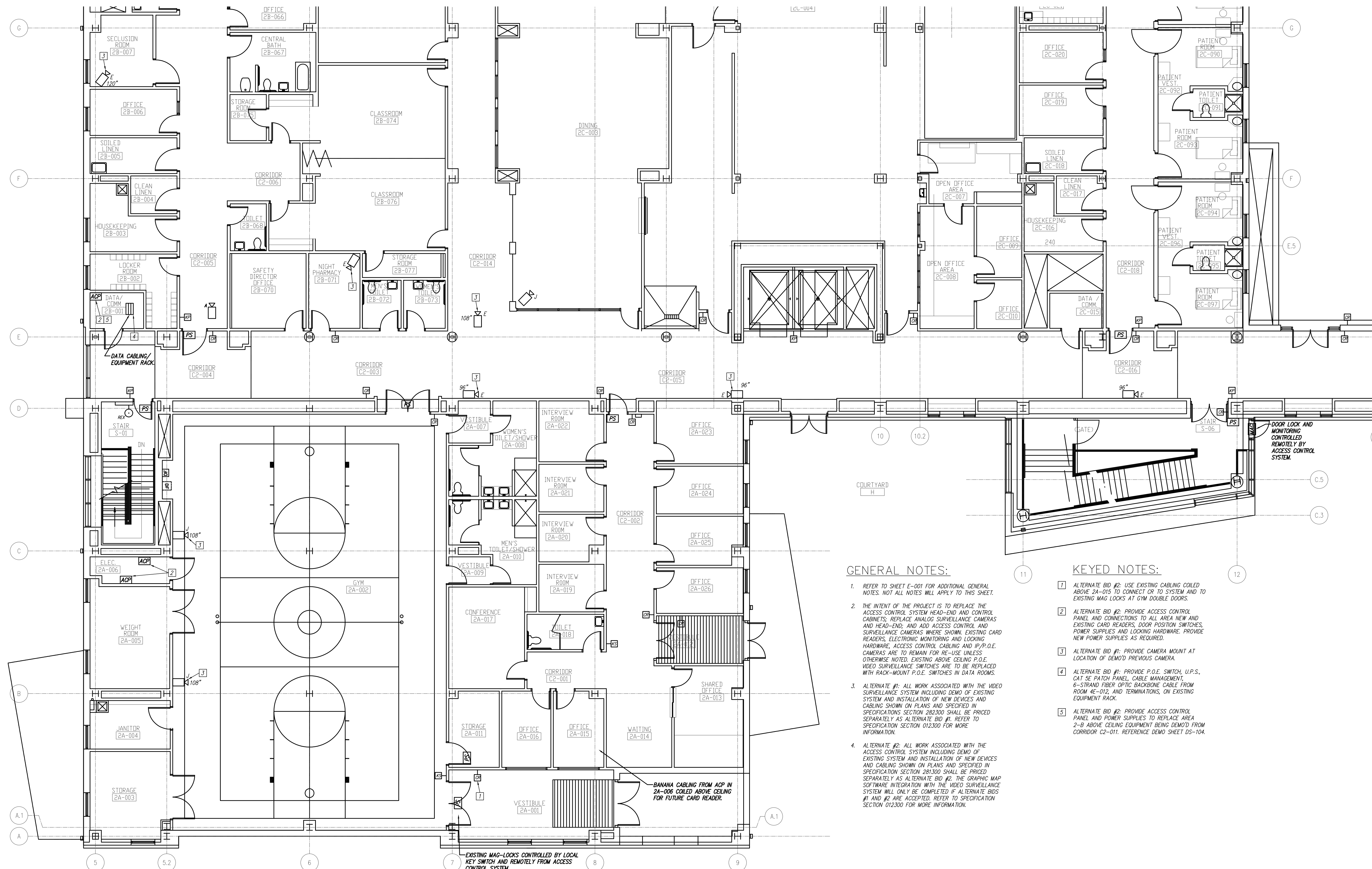
CAD DWG FILE: ES103.DWG  
DRAWN BY: BWC/MWM  
CHECKED BY: PLR  
DESIGNED BY: RED

SHEET TITLE:  
SECURITY NEW  
FLOOR PLAN  
LEVEL 2

SHEET NUMBER:

ES-103

59 OF 70 SHEETS  
07/01/2022

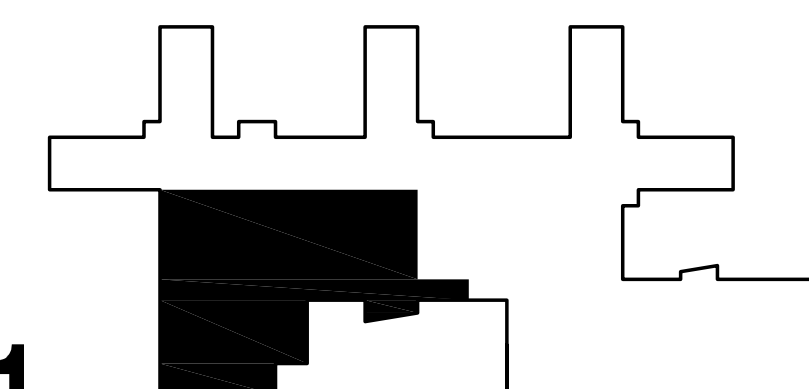



GENERAL NOTES:

- REFER TO SHEET E-001 FOR ADDITIONAL GENERAL NOTES. NOT ALL NOTES WILL APPLY TO THIS SHEET.
- THE INTENT OF THE PROJECT IS TO REPLACE THE ACCESS CONTROL SYSTEM HEAD-END AND CONTROL CABINETS; REPLACE ANALOG SURVEILLANCE CAMERAS AND HEAD-END; AND ADD ACCESS CONTROL AND SURVEILLANCE CAMERAS WHERE SHOWN. EXISTING CARD READERS, ELECTRONIC MONITORING AND LOCKING HARDWARE, ACCESS CONTROL CABLING AND IP/P.O.E. CAMERAS ARE TO REMAIN FOR RE-USE UNLESS OTHERWISE NOTED. EXISTING ABOVE CEILING P.O.E. VIDEO SURVEILLANCE SWITCHES ARE TO BE REPLACED WITH RACK-MOUNT P.O.E. SWITCHES IN DATA ROOMS.
- ALTERNATE #1: ALL WORK ASSOCIATED WITH THE VIDEO SURVEILLANCE SYSTEM INCLUDING DEMO OF EXISTING SYSTEM AND INSTALLATION OF NEW DEVICES AND CABLING SHOWN ON PLANS AND SPECIFIED IN SPECIFICATIONS SECTION 282300 SHALL BE PRICED SEPARATELY AS ALTERNATE BID #1. REFER TO SPECIFICATION SECTION 012300 FOR MORE INFORMATION.
- ALTERNATE #2: ALL WORK ASSOCIATED WITH THE ACCESS CONTROL SYSTEM INCLUDING DEMO OF EXISTING SYSTEM AND INSTALLATION OF NEW DEVICES AND CABLING SHOWN ON PLANS AND SPECIFIED IN SPECIFICATIONS SECTION 281300 SHALL BE PRICED SEPARATELY AS ALTERNATE BID #2. THE GRAPHIC MAP SOFTWARE INTEGRATION WITH THE VIDEO SURVEILLANCE SYSTEM WILL ONLY BE COMPLETED IF ALTERNATE BIDS #1 AND #2 ARE ACCEPTED. REFER TO SPECIFICATION SECTION 012300 FOR MORE INFORMATION.

KEYED NOTES:

- ALTERNATE BID #2: USE EXISTING CABLING COILED ABOVE 2A-015 TO CONNECT CR TO SYSTEM AND TO EXISTING MAG-LOCKS AT GYM DOUBLE DOORS.
- ALTERNATE BID #2: PROVIDE ACCESS CONTROL PANEL AND CONNECTIONS TO ALL AREA NEW AND EXISTING CARD READERS, DOOR POSITION SWITCHES, POWER SUPPLIES AND LOCKING HARDWARE. PROVIDE NEW POWER SUPPLIES AS REQUIRED.
- ALTERNATE BID #1: PROVIDE CAMERA MOUNT AT LOCATION OF DEMO'D PREVIOUS CAMERA.
- ALTERNATE BID #1: PROVIDE P.O.E. SWITCH, U.P.S., CAT 5E PATCH PANEL, CABLE MANAGEMENT, 6-STRAND FIBER OPTIC BACKBONE CABLE FROM ROOM 4E-012, AND TERMINATIONS, ON EXISTING EQUIPMENT RACK.
- ALTERNATE BID #2: PROVIDE ACCESS CONTROL PANEL AND POWER SUPPLIES TO REPLACE AREA 2-B ABOVE CEILING EQUIPMENT BEING DEMO'D FROM CORRIDOR C2-011. REFERENCE DEMO SHEET 05-104.





P. Lindsay Robertson  
Missouri # 2002016725



OFFICE OF ADMINISTRATIO  
DIVISION OF FACILITIES  
MANAGEMENT,  
DESIGN AND CONSTRUCTIO

DEPARTMENT OF  
MENTAL HEALTH

CHANGE IN SCOPE RE-BID:  
UPGRADE FIRE ALARM  
AND SECURITY SYSTEMS

CENTER FOR BEHAVIORAL  
MEDICINE  
KANSAS CITY, MO

PROJECT # M1903-01  
SITE # 7360  
FACILITY # 6517360003

REVISION: \_\_\_\_\_  
DATE: \_\_\_\_\_  
REVISION: \_\_\_\_\_  
DATE: \_\_\_\_\_  
REVISION: \_\_\_\_\_  
DATE: \_\_\_\_\_  
ISSUE DATE: 07/01/2022

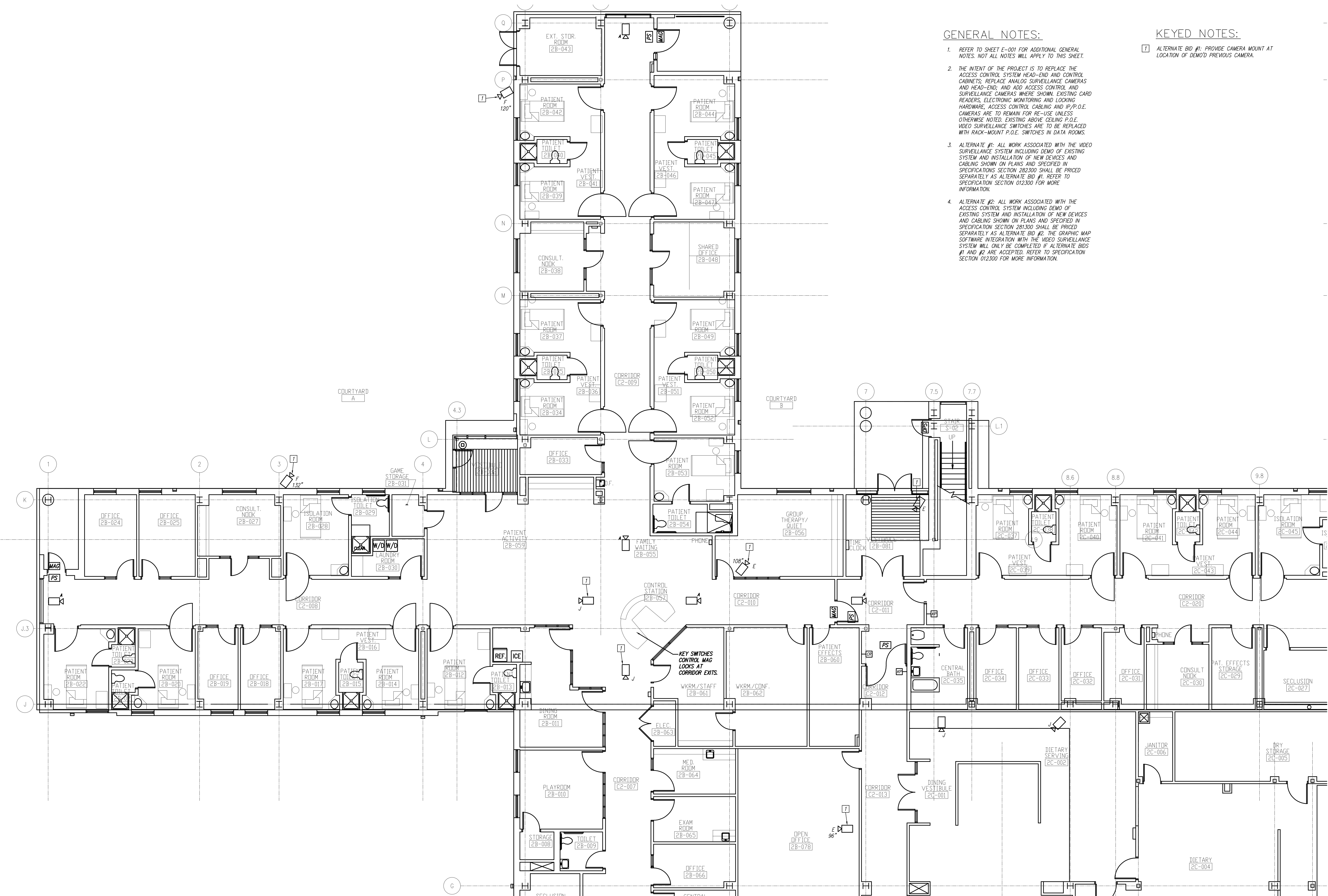
CAD DWG FILE: ES104.DWG  
DRAWN BY: BWCMMW  
CHECKED BY: PLR  
DESIGNED BY: RED

SHEET TITLE:  
**SECURITY NEW  
FLOOR PLAN  
LEVEL 2**

SHEET NUMBER:

**ES-104**

60 OF 70 SHEETS  
07/01/2022

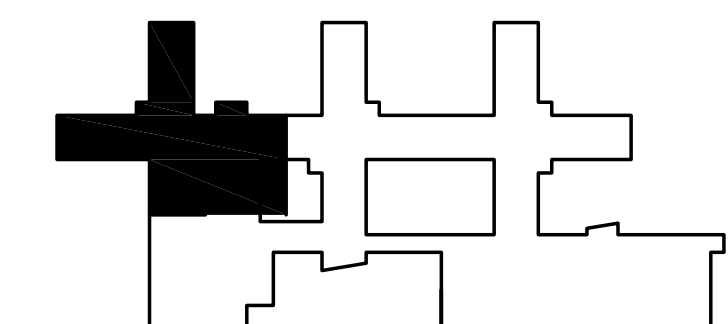



**GENERAL NOTES:**

- REFER TO SHEET E-001 FOR ADDITIONAL GENERAL NOTES. NOT ALL NOTES WILL APPLY TO THIS SHEET.
- THE INTENT OF THE PROJECT IS TO REPLACE THE ACCESS CONTROL SYSTEM HEAD-END AND CONTROL CABINETS; REPLACE ANALOG SURVEILLANCE CAMERAS AND HEAD-END; AND ADD ACCESS CONTROL AND SURVEILLANCE CAMERAS WHERE SHOWN. EXISTING CARD READERS, ELECTRONIC MONITORING AND LOCKING HARDWARE, ACCESS CONTROL CABLING AND IP/P.O.E. CAMERAS ARE TO REMAIN FOR RE-USE UNLESS OTHERWISE NOTED. EXISTING ABOVE CEILING P.O.E. VIDEO SURVEILLANCE SWITCHES ARE TO BE REPLACED WITH RACK-MOUNT P.O.E. SWITCHES IN DATA ROOMS.
- ALTERNATE #1: ALL WORK ASSOCIATED WITH THE VIDEO SURVEILLANCE SYSTEM INCLUDING DEMO OF EXISTING SYSTEM AND INSTALLATION OF NEW DEVICES AND CABLING SHOWN ON PLANS AND SPECIFIED IN SPECIFICATION SECTION 281300 SHALL BE PRICED SEPARATELY AS ALTERNATE BID #1. REFER TO SPECIFICATION SECTION 012300 FOR MORE INFORMATION.
- ALTERNATE #2: ALL WORK ASSOCIATED WITH THE ACCESS CONTROL SYSTEM INCLUDING DEMO OF EXISTING SYSTEM AND INSTALLATION OF NEW DEVICES AND CABLING SHOWN ON PLANS AND SPECIFIED IN SPECIFICATION SECTION 281300 SHALL BE PRICED SEPARATELY AS ALTERNATE BID #2. THE GRAPHIC MAP SOFTWARE INTEGRATION WITH THE VIDEO SURVEILLANCE SYSTEM WILL ONLY BE COMPLETED IF ALTERNATE BIDS #1 AND #2 ARE ACCEPTED. REFER TO SPECIFICATION SECTION 012300 FOR MORE INFORMATION.

**KEYED NOTES:**

- 7 ALTERNATE BID #1: PROVIDE CAMERA MOUNT AT LOCATION OF DEMO'D PREVIOUS CAMERA.





P. Lindsay Robertson  
Missouri # 2002016725



OFFICE OF ADMINISTRATIO  
DIVISION OF FACILITIES  
MANAGEMENT,  
DESIGN AND CONSTRUCTIO

DEPARTMENT OF  
MENTAL HEALTH

CHANGE IN SCOPE RE-BID:  
UPGRADE FIRE ALARM  
AND SECURITY SYSTEMS

CENTER FOR BEHAVIORAL  
MEDICINE  
KANSAS CITY, MO

PROJECT # M1903-01  
SITE # 7360  
FACILITY # 6517360003

REVISION: \_\_\_\_\_  
DATE: \_\_\_\_\_  
REVISION: \_\_\_\_\_  
DATE: \_\_\_\_\_  
REVISION: \_\_\_\_\_  
DATE: \_\_\_\_\_  
ISSUE DATE: 07/01/2022

CAD DWG FILE: ES105.DWG  
DRAWN BY: BWCMMW  
CHECKED BY: PLR  
DESIGNED BY: RED

SHEET TITLE:  
**SECURITY NEW  
FLOOR PLAN  
LEVEL 2**

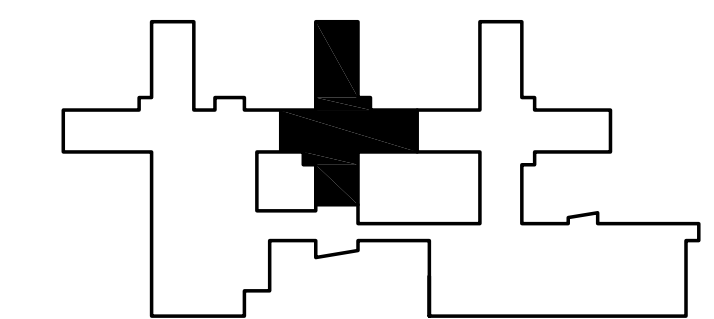
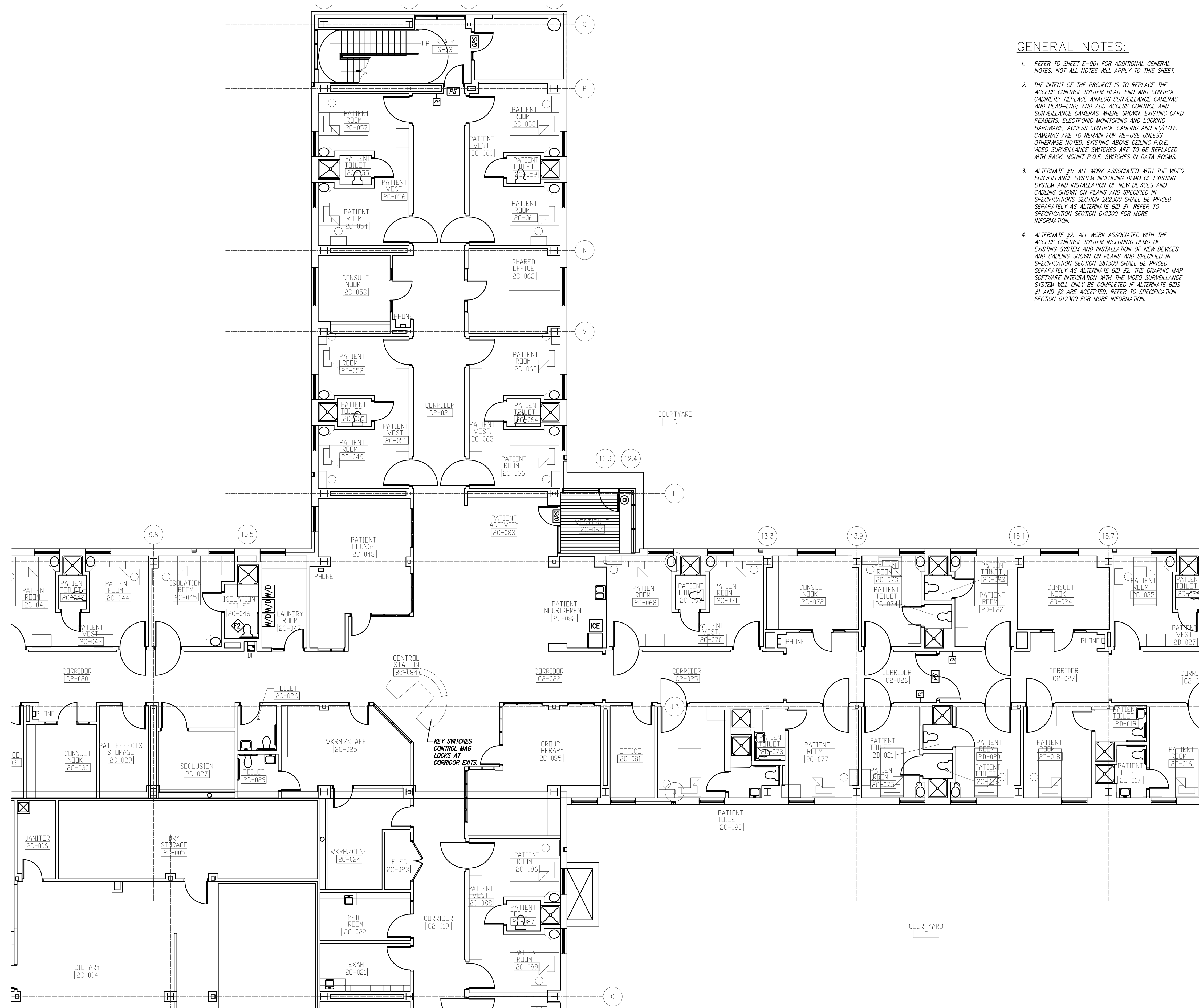
SHEET NUMBER:


**ES-105**

61 OF 70 SHEETS  
07/01/2022

GENERAL NOTES:

1. REFER TO SHEET E-001 FOR ADDITIONAL GENERAL NOTES. NOT ALL NOTES WILL APPLY TO THIS SHEET.
2. THE INTENT OF THE PROJECT IS TO REPLACE THE ACCESS CONTROL SYSTEM HEAD-END AND CONTROL CABINETS; REPLACE ANALOG SURVEILLANCE CAMERAS AND HEAD-END; AND ADD ACCESS CONTROL AND SURVEILLANCE CAMERAS WHERE SHOWN. EXISTING CARD READERS, ELECTRONIC MONITORING AND LOCKING HARDWARE, ACCESS CONTROL CABLING AND IP/P.O.E. CAMERAS ARE TO REMAIN FOR RE-USE UNLESS OTHERWISE NOTED. EXISTING ABOVE CEILING P.O.E. VIDEO SURVEILLANCE SWITCHES ARE TO BE REPLACED WITH RACK-MOUNT P.O.E. SWITCHES IN DATA ROOMS.
3. ALTERNATE #1: ALL WORK ASSOCIATED WITH THE VIDEO SURVEILLANCE SYSTEM INCLUDING DEMO OF EXISTING SYSTEM AND INSTALLATION OF NEW DEVICES AND CABLING SHOWN ON PLANS AND SPECIFIED IN SPECIFICATIONS SECTION 282300 SHALL BE PRICED SEPARATELY AS ALTERNATE BID #1. REFER TO SPECIFICATION SECTION 012300 FOR MORE INFORMATION.
4. ALTERNATE #2: ALL WORK ASSOCIATED WITH THE ACCESS CONTROL SYSTEM INCLUDING DEMO OF EXISTING SYSTEM AND INSTALLATION OF NEW DEVICES AND CABLING SHOWN ON PLANS AND SPECIFIED IN SPECIFICATION SECTION 281300 SHALL BE PRICED SEPARATELY AS ALTERNATE BID #2. THE GRAPHIC MAP SOFTWARE INTEGRATION WITH THE VIDEO SURVEILLANCE SYSTEM WILL ONLY BE COMPLETED IF ALTERNATE BIDS #1 AND #2 ARE ACCEPTED. REFER TO SPECIFICATION SECTION 012300 FOR MORE INFORMATION.





P. Lindsay Robertson  
Missouri # 2002016725



OFFICE OF ADMINISTRATIO  
DIVISION OF FACILITIES  
MANAGEMENT,  
DESIGN AND CONSTRUCTIO

DEPARTMENT OF  
MENTAL HEALTH

CHANGE IN SCOPE RE-BID:  
UPGRADE FIRE ALARM  
AND SECURITY SYSTEMS

CENTER FOR BEHAVIORAL  
MEDICINE  
KANSAS CITY, MO

PROJECT # M1903-01  
SITE # 7360  
FACILITY # 6517360003

REVISION: \_\_\_\_\_  
DATE: \_\_\_\_\_  
REVISION: \_\_\_\_\_  
DATE: \_\_\_\_\_  
REVISION: \_\_\_\_\_  
DATE: \_\_\_\_\_  
ISSUE DATE: 07/01/2022

CAD DWG FILE: ES106.DWG  
DRAWN BY: BWC/MWM  
CHECKED BY: PLR  
DESIGNED BY: RED

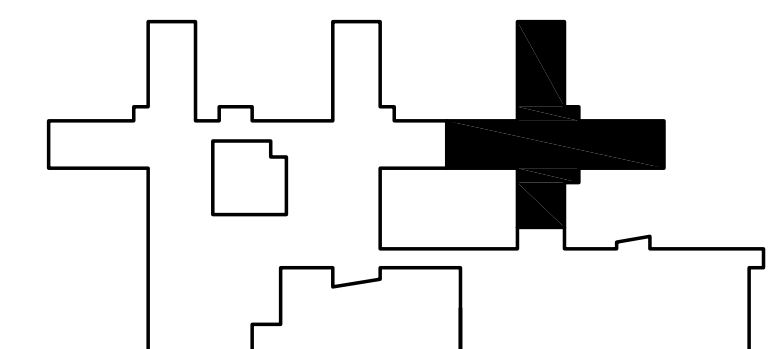
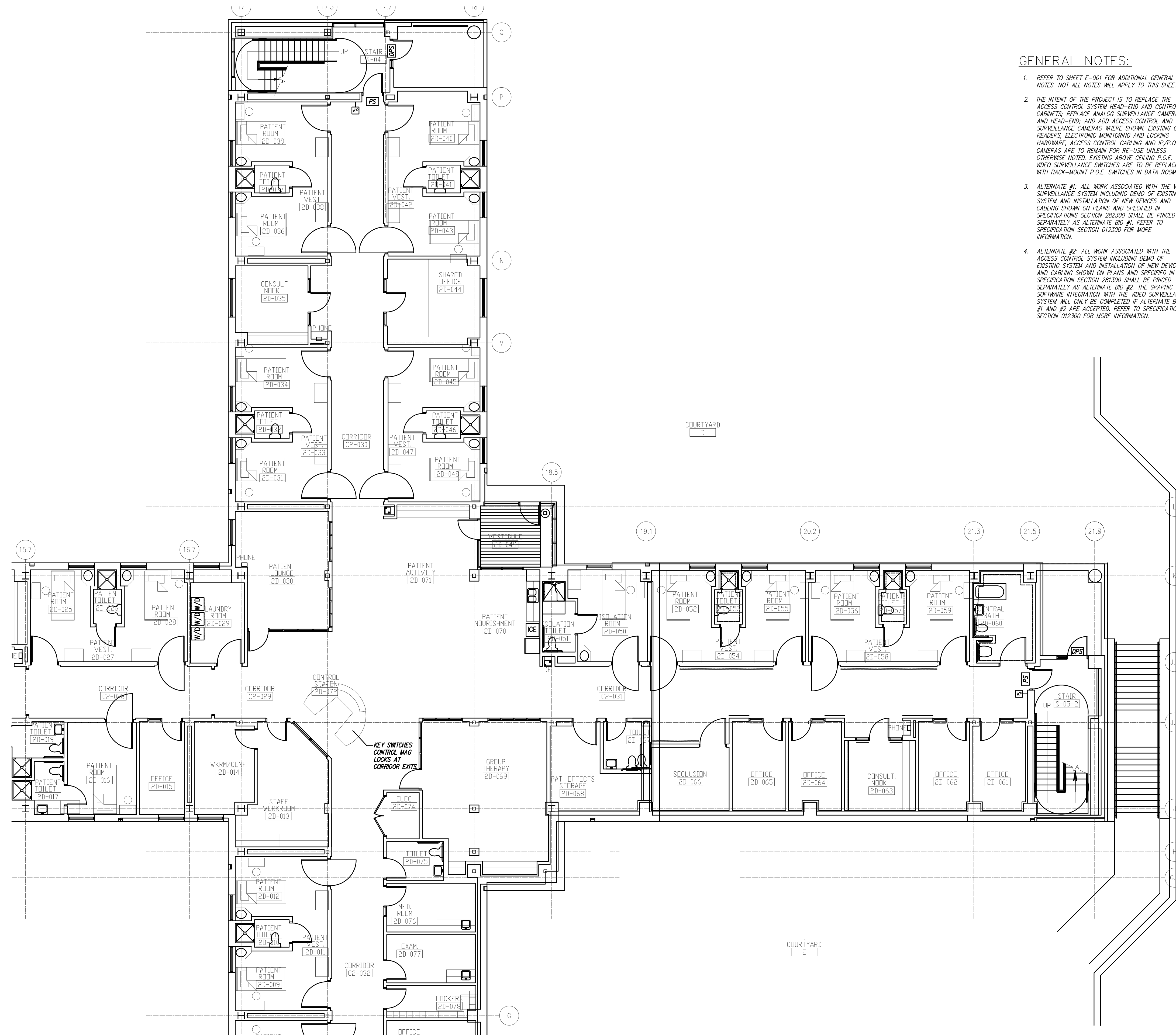
SHEET TITLE:  
**SECURITY NEW  
FLOOR PLAN  
LEVEL 2**


SHEET NUMBER:  
**ES-106**

62 OF 70 SHEETS  
07/01/2022

**GENERAL NOTES:**

1. REFER TO SHEET E-001 FOR ADDITIONAL GENERAL NOTES. NOT ALL NOTES WILL APPLY TO THIS SHEET.
2. THE INTENT OF THE PROJECT IS TO REPLACE THE ACCESS CONTROL SYSTEM HEAD-END AND CONTROL CABINETS; REPLACE ANALOG SURVEILLANCE CAMERAS AND HEAD-END; AND ADD ACCESS CONTROL AND SURVEILLANCE CAMERAS WHERE SHOWN. EXISTING CARD READERS, ELECTRONIC MONITORING AND LOCKING HARDWARE, ACCESS CONTROL CABLING AND IP/P.O.E. CAMERAS ARE TO REMAIN FOR RE-USE UNLESS OTHERWISE NOTED. EXISTING ABOVE CEILING P.O.E. VIDEO SURVEILLANCE SWITCHES ARE TO BE REPLACED WITH RACK-MOUNT P.O.E. SWITCHES IN DATA ROOMS.
3. ALTERNATE #1: ALL WORK ASSOCIATED WITH THE VIDEO SURVEILLANCE SYSTEM INCLUDING DEMO OF EXISTING SYSTEM AND INSTALLATION OF NEW DEVICES AND CABLING SHOWN ON PLANS AND SPECIFIED IN SPECIFICATIONS SECTION 282300 SHALL BE PRICED SEPARATELY AS ALTERNATE BID #1. REFER TO SPECIFICATION SECTION 012300 FOR MORE INFORMATION.
4. ALTERNATE #2: ALL WORK ASSOCIATED WITH THE ACCESS CONTROL SYSTEM INCLUDING DEMO OF EXISTING SYSTEM AND INSTALLATION OF NEW DEVICES AND CABLING SHOWN ON PLANS AND SPECIFIED IN SPECIFICATIONS SECTION 281300 SHALL BE PRICED SEPARATELY AS ALTERNATE BID #2. THE GRAPHIC MAP SOFTWARE INTEGRATION WITH THE VIDEO SURVEILLANCE SYSTEM WILL ONLY BE COMPLETED IF ALTERNATE BIDS #1 AND #2 ARE ACCEPTED. REFER TO SPECIFICATION SECTION 012300 FOR MORE INFORMATION.





P. Lindsay Robertson  
Missouri # 2002016725



OFFICE OF ADMINISTRATIVE  
DIVISION OF FACILITIES  
MANAGEMENT,  
DESIGN AND CONSTRUCTION

DEPARTMENT OF  
MENTAL HEALTH

CHANGE IN SCOPE RE-BID:  
UPGRADE FIRE ALARM  
AND SECURITY SYSTEMS

CENTER FOR BEHAVIORAL  
MEDICINE  
KANSAS CITY, MO

PROJECT # M1903-01  
SITE # 7360  
FACILITY # 6517360003

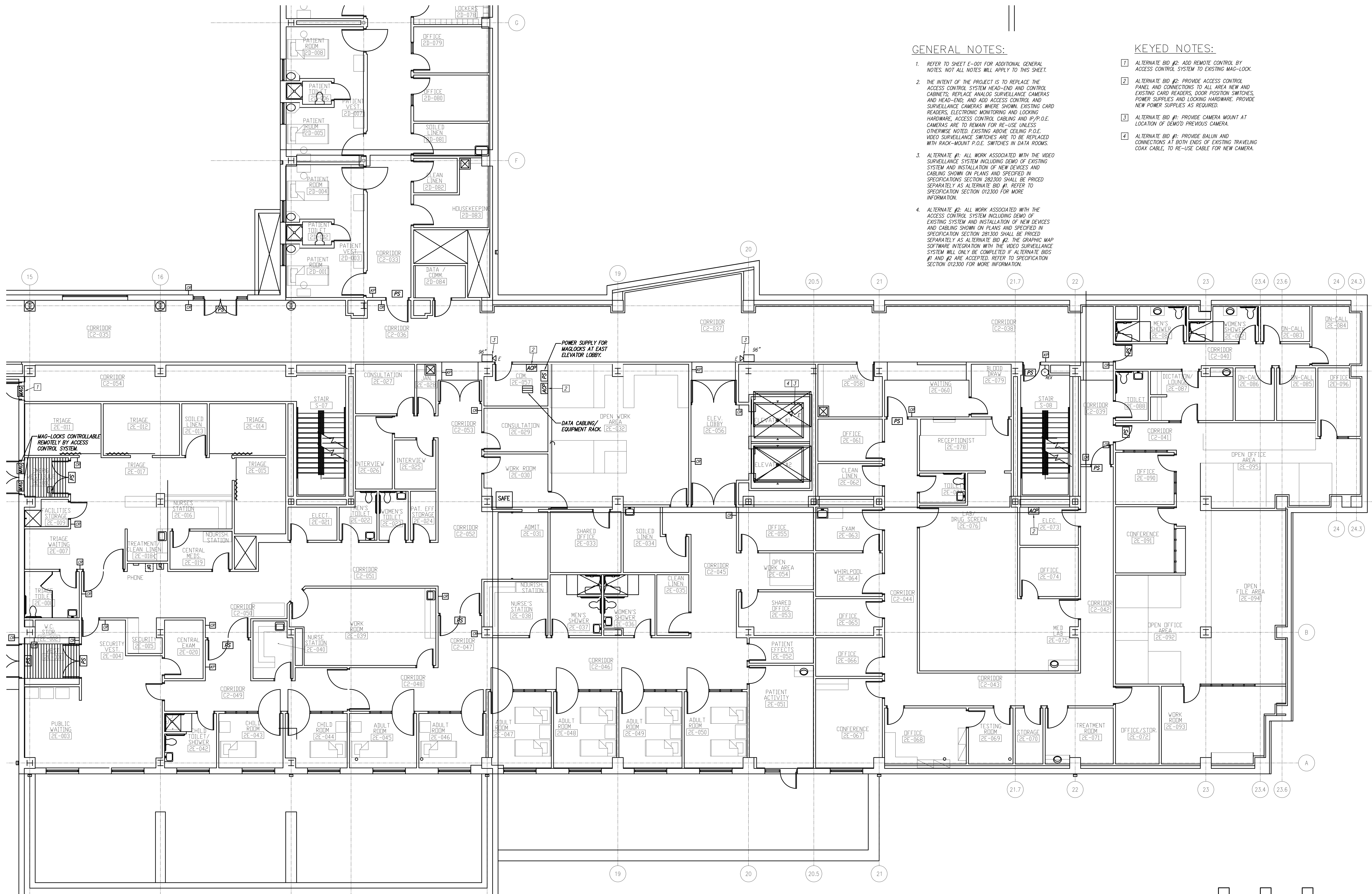
REVISION: \_\_\_\_\_  
DATE: \_\_\_\_\_  
REVISION: \_\_\_\_\_  
DATE: \_\_\_\_\_  
REVISION: \_\_\_\_\_  
DATE: \_\_\_\_\_  
ISSUE DATE: 07/01/2022

CAD DWG FILE: ES107.DWG  
DRAWN BY: BWC/MWM  
CHECKED BY: PLR  
DESIGNED BY: RED

SHEET TITLE:  
**SECURITY NEW  
FLOOR PLAN  
LEVEL 2**

SHEET NUMBER:  
**ES-107**

63 OF 70 SHEETS  
07/01/2022



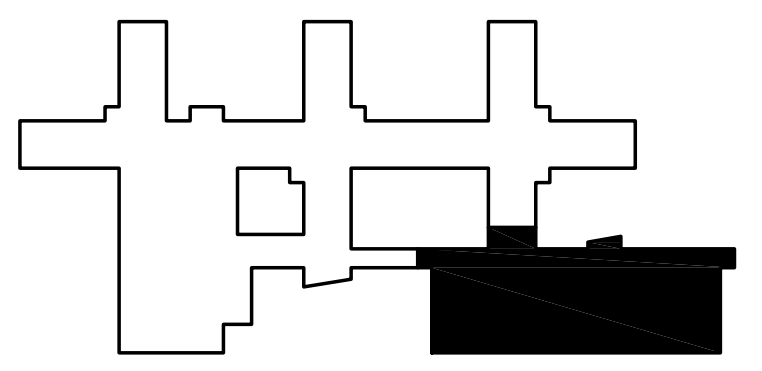
**GENERAL NOTES:**

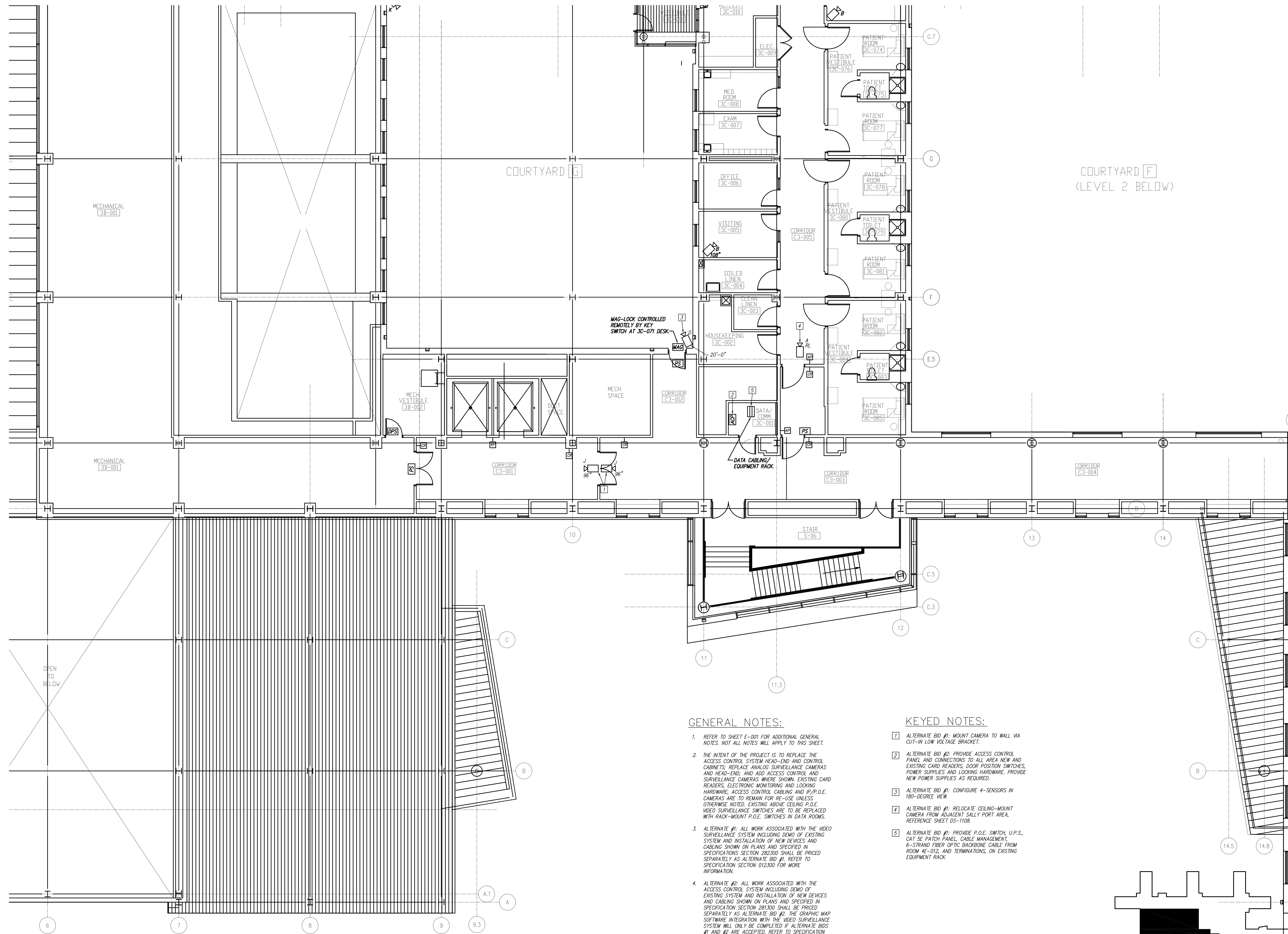
1. REFER TO SHEET E-001 FOR ADDITIONAL GENERAL NOTES. NOT ALL NOTES WILL APPLY TO THIS SHEET.
2. THE INTENT OF THE PROJECT IS TO REPLACE THE ACCESS CONTROL SYSTEM HEAD-END AND CONTROL CABINETS; REPLACE ANALOG SURVEILLANCE CAMERAS AND HEAD-END; AND ADD ACCESS CONTROL AND SURVEILLANCE CAMERAS WHERE SHOWN. EXISTING CARD READERS, ELECTRONIC MONITORING AND LOCKING HARDWARE, ACCESS CONTROL CABLING AND IP/P.O.E. CAMERAS ARE TO REMAIN FOR RE-USE UNLESS OTHERWISE NOTED. EXISTING ABOVE CEILING P.O.E. VIDEO SURVEILLANCE SWITCHES ARE TO BE REPLACED WITH RACK-MOUNT P.O.E. SWITCHES IN DATA ROOMS.
3. ALTERNATE #1: ALL WORK ASSOCIATED WITH THE VIDEO SURVEILLANCE SYSTEM INCLUDING DEMO OF EXISTING SYSTEM AND INSTALLATION OF NEW DEVICES AND CABLING SHOWN ON PLANS AND SPECIFIED IN SPECIFICATIONS SECTION 282300 SHALL BE PRICED SEPARATELY AS ALTERNATE BID #1. REFER TO SPECIFICATION SECTION 012300 FOR MORE INFORMATION.
4. ALTERNATE #2: ALL WORK ASSOCIATED WITH THE ACCESS CONTROL SYSTEM INCLUDING DEMO OF EXISTING SYSTEM AND INSTALLATION OF NEW DEVICES AND CABLING SHOWN ON PLANS AND SPECIFIED IN SPECIFICATIONS SECTION 281300 SHALL BE PRICED SEPARATELY AS ALTERNATE BID #2. THE GRAPHIC MAP SOFTWARE INTEGRATION WITH THE VIDEO SURVEILLANCE SYSTEM WILL ONLY BE COMPLETED IF ALTERNATE BIDS #1 AND #2 ARE ACCEPTED. REFER TO SPECIFICATION SECTION 012300 FOR MORE INFORMATION.

**KEYED NOTES:**

- 1 ALTERNATE BID #2: ADD REMOTE CONTROL BY ACCESS CONTROL SYSTEM TO EXISTING MAG-LOCK.
- 2 ALTERNATE BID #2: PROVIDE ACCESS CONTROL PANEL AND CONNECTIONS TO ALL AREA NEW AND EXISTING CARD READERS, DOOR POSITION SWITCHES, POWER SUPPLIES AND LOCKING HARDWARE. PROVIDE NEW POWER SUPPLIES AS REQUIRED.
- 3 ALTERNATE BID #1: PROVIDE CAMERA MOUNT AT LOCATION OF DEMO'D PREVIOUS CAMERA.
- 4 ALTERNATE BID #1: PROVIDE BALUN AND CONNECTIONS AT BOTH ENDS OF EXISTING TRAVELING COAX CABLE, TO RE-USE CABLE FOR NEW CAMERA.

Electrical Security Plan Level 2 - Area E 1  
Scale: 1/8" = 1'-0"



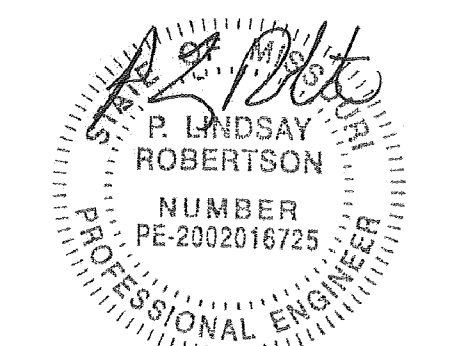


**GENERAL NOTES:**


- REFER TO SHEET E-001 FOR ADDITIONAL GENERAL NOTES. NOT ALL NOTES WILL APPLY TO THIS SHEET.
- THE INTENT OF THE PROJECT IS TO REPLACE THE ACCESS CONTROL SYSTEM HEAD-END AND CONTROL CABINETS; REPLACE ANALOG SURVEILLANCE CAMERAS AND HEAD-END; AND ADD ACCESS CONTROL AND SURVEILLANCE CAMERAS WHERE SHOWN. EXISTING CARD READERS, ELECTRONIC MONITORING AND LOCKING HARDWARE, ACCESS CONTROL CABLING AND I/P P.O.E. CAMERAS ARE TO REMAIN FOR RE-USE UNLESS OTHERWISE NOTED. EXISTING ABOVE CEILING P.O.E. VIDEO SURVEILLANCE SWITCHES ARE TO BE REPLACED WITH RACK-MOUNT P.O.E. SWITCHES IN DATA ROOMS.
- ALTERNATE #1: ALL WORK ASSOCIATED WITH THE VIDEO SURVEILLANCE SYSTEM INCLUDING DEMO OF EXISTING SYSTEM AND INSTALLATION OF NEW DEVICES AND CABLING SHOWN ON PLANS AND SPECIFIED IN SPECIFICATIONS SECTION 282300 SHALL BE PRICED SEPARATELY AS ALTERNATE BID #1. REFER TO SPECIFICATION SECTION 012300 FOR MORE INFORMATION.
- ALTERNATE #2: ALL WORK ASSOCIATED WITH THE ACCESS CONTROL SYSTEM INCLUDING DEMO OF EXISTING SYSTEM AND INSTALLATION OF NEW DEVICES AND CABLING SHOWN ON PLANS AND SPECIFIED IN SPECIFICATION SECTION 281300 SHALL BE PRICED SEPARATELY AS ALTERNATE BID #2. THE GRAPHIC MAP SOFTWARE INTEGRATION WITH THE VIDEO SURVEILLANCE SYSTEM WILL ONLY BE COMPLETED IF ALTERNATE BIDS #1 AND #2 ARE ACCEPTED. REFER TO SPECIFICATION SECTION 012300 FOR MORE INFORMATION.

**KEYED NOTES:**

- ALTERNATE BID #1: MOUNT CAMERA TO WALL VIA OUT-IN LOW VOLTAGE BRACKET.
- ALTERNATE BID #2: PROVIDE ACCESS CONTROL PANEL AND CONNECTIONS TO ALL AREA NEW AND EXISTING CARD READERS, DOOR POSITION SWITCHES, POWER SUPPLIES AND LOCKING HARDWARE. PROVIDE NEW POWER SUPPLIES AS REQUIRED.
- ALTERNATE BID #1: CONFIGURE 4-SENSORS IN 180-DEGREE VIEW.
- ALTERNATE BID #1: RELOCATE CEILING-MOUNT CAMERA FROM ADJACENT SALLY PORT AREA, REFERENCE SHEET DS-1108.
- ALTERNATE BID #1: PROVIDE P.O.E. SWITCH, U.P.S., CAT 5E PATCH PANEL, CABLE MANAGEMENT, 6-STRAND FIBER OPTIC BACKBONE CABLE FROM ROOM 4E-012, AND TERMINATIONS, ON EXISTING EQUIPMENT RACK.



P. Lindsay Robertson  
Missouri # 2002016725



OFFICE OF ADMINISTRATIO  
DIVISION OF FACILITIES  
MANAGEMENT,  
DESIGN AND CONSTRUCTIO

DEPARTMENT OF  
MENTAL HEALTH

CHANGE IN SCOPE RE-BID:  
UPGRADE FIRE ALARM  
AND SECURITY SYSTEMS

CENTER FOR BEHAVIORAL  
MEDICINE  
KANSAS CITY, MO

PROJECT # M1903-01  
SITE # 7360  
FACILITY # 6517360003

REVISION: \_\_\_\_\_  
DATE: \_\_\_\_\_  
REVISION: \_\_\_\_\_  
DATE: \_\_\_\_\_  
REVISION: \_\_\_\_\_  
DATE: \_\_\_\_\_  
ISSUE DATE: 07/01/2022

CAD DWG FILE: ES108.DWG  
DRAWN BY: BWC/MWM  
CHECKED BY: PLR  
DESIGNED BY: RED

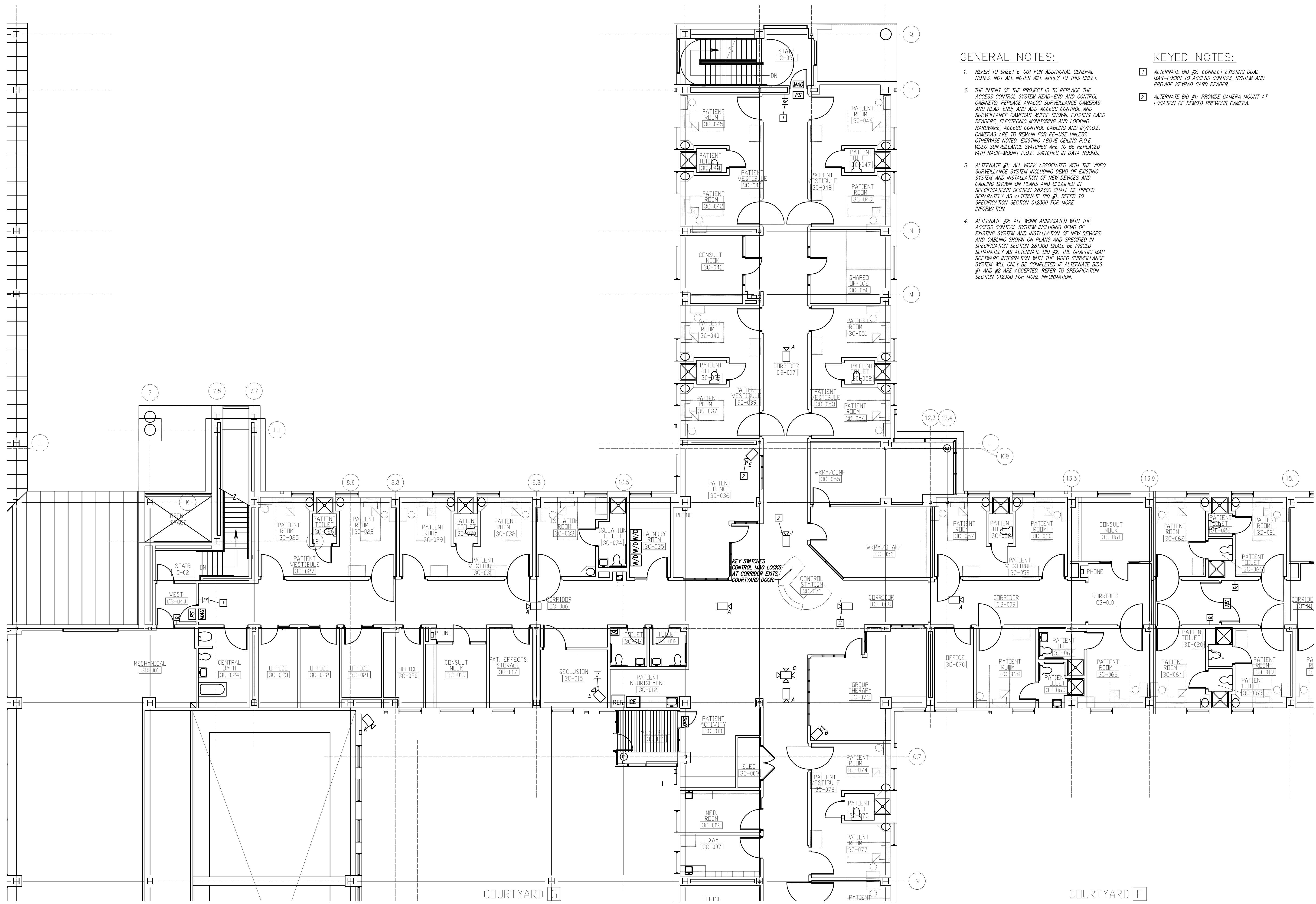
SHEET TITLE:  
**SECURITY NEW  
FLOOR PLAN  
LEVEL 3**

SHEET NUMBER:

**ES-108**

64 OF 70 SHEETS  
07/01/2022





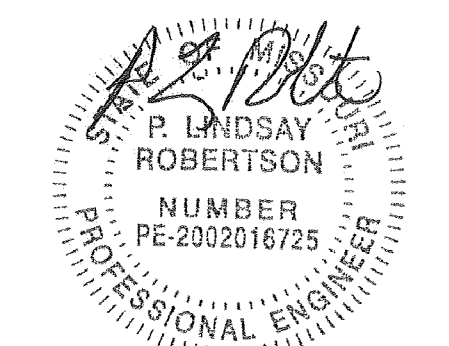
**GENERAL NOTES:**

1. REFER TO SHEET E-001 FOR ADDITIONAL GENERAL NOTES. NOT ALL NOTES WILL APPLY TO THIS SHEET.
2. THE INTENT OF THE PROJECT IS TO REPLACE THE ACCESS CONTROL SYSTEM HEAD-END AND CONTROL CABINETS, REPLACE ANALOG SURVEILLANCE CAMERAS AND HEAD-END; AND ADD ACCESS CONTROL AND SURVEILLANCE CAMERAS WHERE SHOWN. EXISTING CARD READERS, ELECTRONIC MONITORING AND LOCKING HARDWARE, ACCESS CONTROL CABLING AND IP/P.O.E. CAMERAS ARE TO REMAIN FOR RE-USE UNLESS OTHERWISE NOTED. EXISTING ABOVE CEILING P.O.E. VIDEO SURVEILLANCE SWITCHES ARE TO BE REPLACED WITH RACK-MOUNT P.O.E. SWITCHES IN DATA ROOMS.
3. ALTERNATE #1: ALL WORK ASSOCIATED WITH THE VIDEO SURVEILLANCE SYSTEM INCLUDING DEMO OF EXISTING SYSTEM AND INSTALLATION OF NEW DEVICES AND CABLING SHOWN ON PLANS AND SPECIFIED IN SPECIFICATIONS SECTION 282300 SHALL BE PRICED SEPARATELY AS ALTERNATE BID #1. REFER TO SPECIFICATION SECTION 012300 FOR MORE INFORMATION.
4. ALTERNATE #2: ALL WORK ASSOCIATED WITH THE ACCESS CONTROL SYSTEM INCLUDING DEMO OF EXISTING SYSTEM AND INSTALLATION OF NEW DEVICES AND CABLING SHOWN ON PLANS AND SPECIFIED IN SPECIFICATION SECTION 281900 SHALL BE PRICED SEPARATELY AS ALTERNATE BID #2. THE GRAPHIC MAP SOFTWARE INTEGRATION WITH THE VIDEO SURVEILLANCE SYSTEM WILL ONLY BE COMPLETED IF ALTERNATE BIDS #1 AND #2 ARE ACCEPTED. REFER TO SPECIFICATION SECTION 012300 FOR MORE INFORMATION.


**KEYED NOTES:**

- 1 ALTERNATE BID #2: CONNECT EXISTING DUAL MAG-LOCKS TO ACCESS CONTROL SYSTEM AND PROVIDE KEYPAD CARD READER.
- 2 ALTERNATE BID #1: PROVIDE CAMERA MOUNT AT LOCATION OF DEMO'D PREVIOUS CAMERA.

KEY SWITCHES CONTROL MAG LOCKS AT CORRIDOR ENDS, COURTYARD DOOR.



P. Lindsay Robertson  
Missouri # 2002016725



OFFICE OF ADMINISTRATIO  
DIVISION OF FACILITIES  
MANAGEMENT,  
DESIGN AND CONSTRUCTIO

DEPARTMENT OF  
MENTAL HEALTH

CHANGE IN SCOPE RE-BID:  
UPGRADE FIRE ALARM  
AND SECURITY SYSTEMS

CENTER FOR BEHAVIORAL  
MEDICINE  
KANSAS CITY, MO

PROJECT # M1903-01  
SITE # 7360  
FACILITY # 6517360003

REVISION:	_____
DATE:	_____
REVISION:	_____
DATE:	_____
REVISION:	_____
DATE:	_____
ISSUE DATE:	07/01/2022

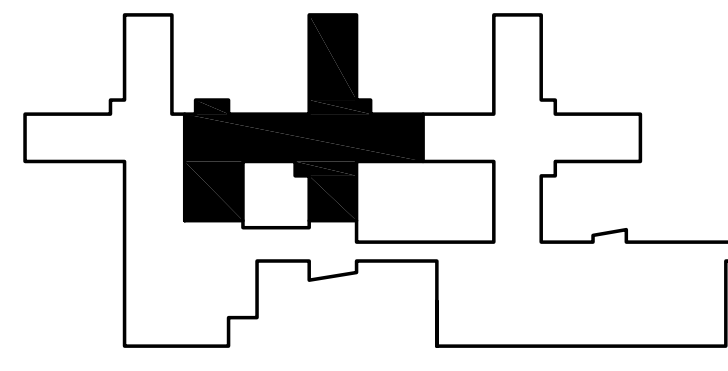
CAD DWG FILE: ES109.DWG  
DRAWN BY: BWCMMW  
CHECKED BY: PLR  
DESIGNED BY: RED


SHEET TITLE:  
**SECURITY NEW  
FLOOR PLAN  
LEVEL 3**

SHEET NUMBER:

**ES-109**

65 OF 70 SHEETS  
07/01/2022





P. Lindsay Robertson  
Missouri # 2002016725



OFFICE OF ADMINISTRATIO  
DIVISION OF FACILITIES  
MANAGEMENT,  
DESIGN AND CONSTRUCTIO

DEPARTMENT OF  
MENTAL HEALTH

CHANGE IN SCOPE RE-BID:  
UPGRADE FIRE ALARM  
AND SECURITY SYSTEMS

CENTER FOR BEHAVIORAL  
MEDICINE  
KANSAS CITY, MO

PROJECT # M1903-01  
SITE # 7360  
FACILITY # 6517360003

REVISION: \_\_\_\_\_  
DATE: \_\_\_\_\_  
REVISION: \_\_\_\_\_  
DATE: \_\_\_\_\_  
REVISION: \_\_\_\_\_  
DATE: \_\_\_\_\_  
ISSUE DATE: 07/01/2022

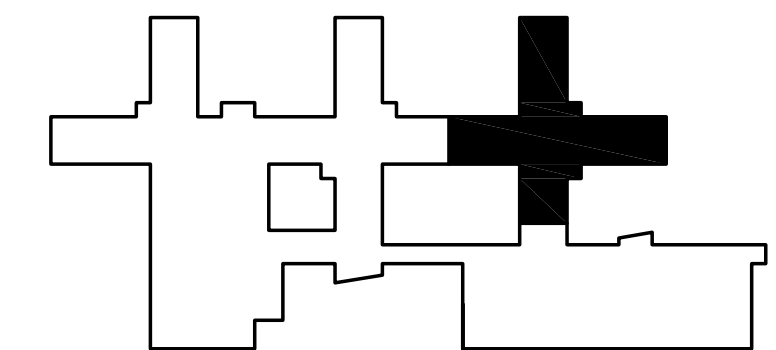
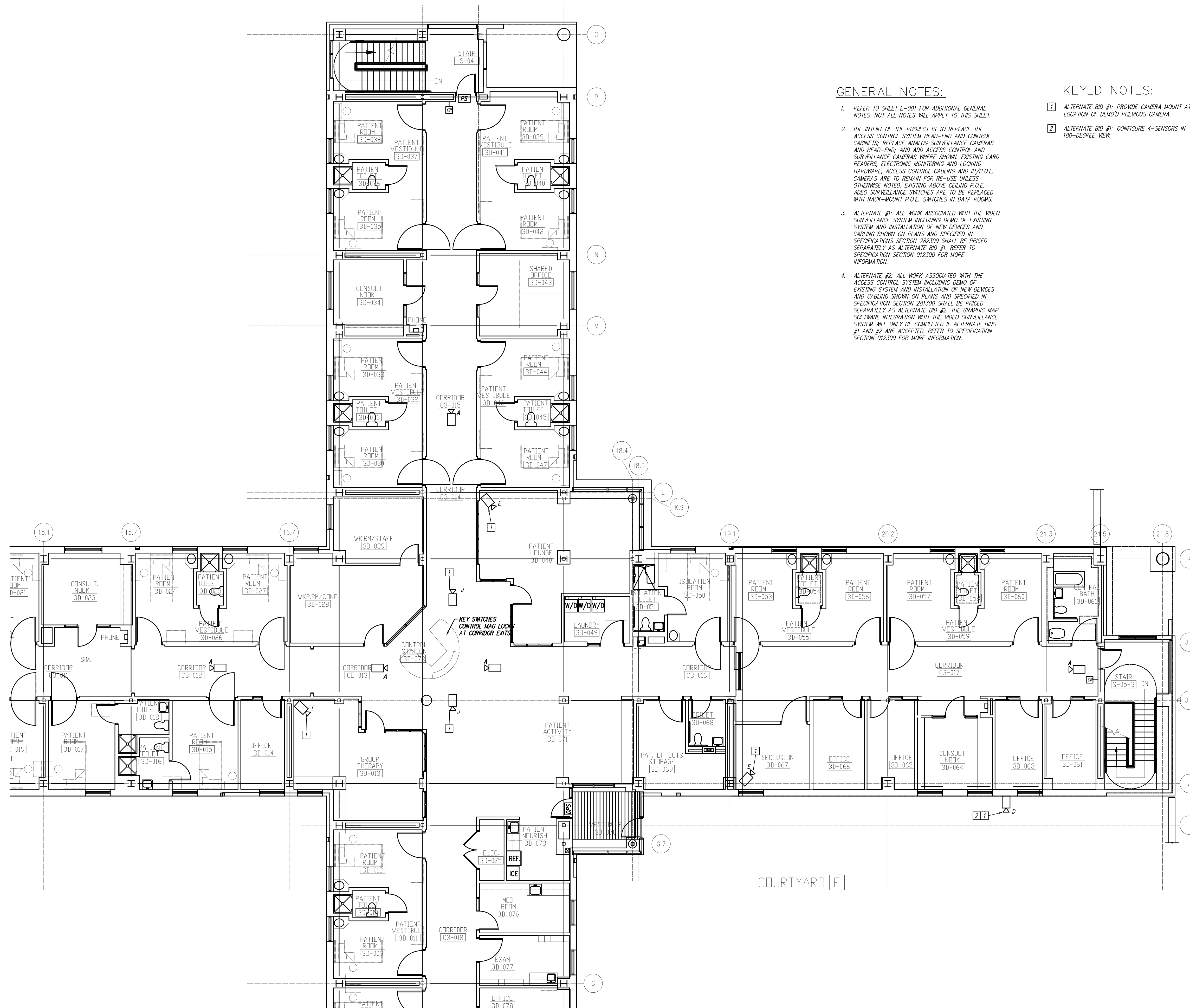
CAD DWG FILE: ES110.DWG  
DRAWN BY: BWC/MWM  
CHECKED BY: PLR  
DESIGNED BY: RED

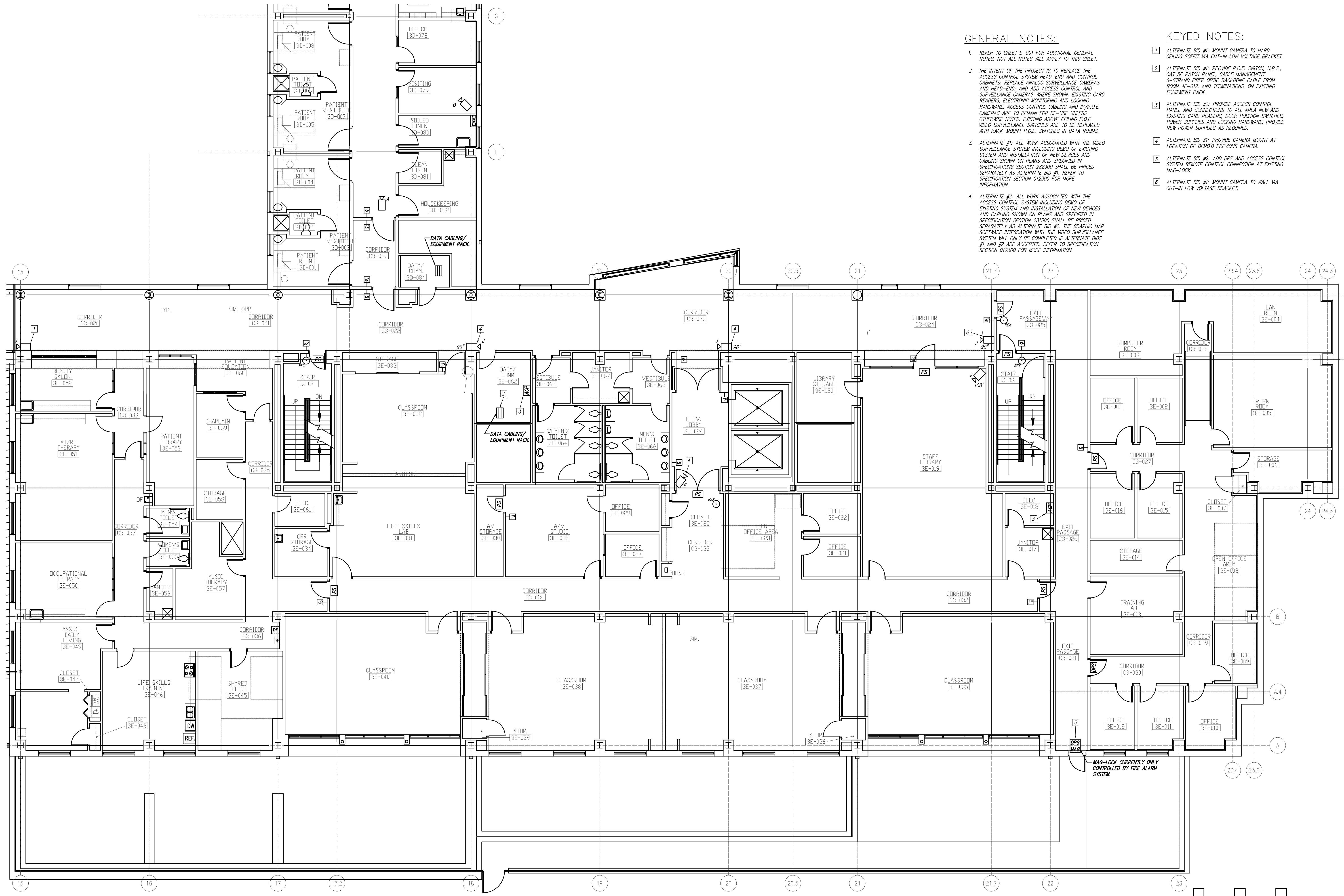
SHEET TITLE:  
**SECURITY NEW  
FLOOR PLAN  
LEVEL 3**

SHEET NUMBER:

**ES-110**

66 OF 70 SHEETS  
07/01/2022






**GENERAL NOTES:**

1. REFER TO SHEET E-001 FOR ADDITIONAL GENERAL NOTES. NOT ALL NOTES WILL APPLY TO THIS SHEET.
2. THE INTENT OF THE PROJECT IS TO REPLACE THE ACCESS CONTROL SYSTEM HEAD-END AND CONTROL CABINETS, REPLACE ANALOG SURVEILLANCE CAMERAS AND HEAD-END; AND ADD ACCESS CONTROL AND SURVEILLANCE CAMERAS WHERE SHOWN. EXISTING CARD READERS, ELECTRONIC MONITORING AND LOCKING HARDWARE, ACCESS CONTROL CABLING AND IP/P.O.E. CAMERAS ARE TO REMAIN FOR RE-USE UNLESS OTHERWISE NOTED. EXISTING ABOVE CEILING P.O.E. VIDEO SURVEILLANCE SWITCHES ARE TO BE REPLACED WITH RACK-MOUNT P.O.E. SWITCHES IN DATA ROOMS.
3. ALTERNATE #1: ALL WORK ASSOCIATED WITH THE VIDEO SURVEILLANCE SYSTEM INCLUDING DEMO OF EXISTING SYSTEM AND INSTALLATION OF NEW DEVICES AND CABLING SHOWN ON PLANS AND SPECIFIED IN SPECIFICATION SECTION 282300 SHALL BE PRICED SEPARATELY AS ALTERNATE BID #1. REFER TO SPECIFICATION SECTION 012300 FOR MORE INFORMATION.
4. ALTERNATE #2: ALL WORK ASSOCIATED WITH THE ACCESS CONTROL SYSTEM INCLUDING DEMO OF EXISTING SYSTEM AND INSTALLATION OF NEW DEVICES AND CABLING SHOWN ON PLANS AND SPECIFIED IN SPECIFICATION SECTION 281300 SHALL BE PRICED SEPARATELY AS ALTERNATE BID #2. THE GRAPHIC MAP SOFTWARE INTEGRATION WITH THE VIDEO SURVEILLANCE SYSTEM WILL ONLY BE COMPLETED IF ALTERNATE BIDS #1 AND #2 ARE ACCEPTED. REFER TO SPECIFICATION SECTION 012300 FOR MORE INFORMATION.


**KEYED NOTES:**

- 1 ALTERNATE BID #1: MOUNT CAMERA TO HARD CEILING SOFFIT VIA CUT-IN LOW VOLTAGE BRACKET.
- 2 ALTERNATE BID #1: PROVIDE P.O.E. SWITCH, U.P.S., CAT 5E PATCH PANEL, CABLE MANAGEMENT, 6-STRAND FIBER OPTIC BACKBONE CABLE FROM ROOM 4E-015 AND TERMINATIONS, ON EXISTING EQUIPMENT RACK.
- 3 ALTERNATE BID #2: PROVIDE ACCESS CONTROL PANEL AND CONNECTIONS TO ALL AREA NEW AND EXISTING CARD READERS, DOOR POSITION SWITCHES, POWER SUPPLIES AND LOCKING HARDWARE. PROVIDE NEW POWER SUPPLIES AS REQUIRED.
- 4 ALTERNATE BID #1: PROVIDE CAMERA MOUNT AT LOCATION OF DEMO'D PREVIOUS CAMERA.
- 5 ALTERNATE BID #2: ADD OPS AND ACCESS CONTROL SYSTEM REMOTE CONTROL CONNECTION AT EXISTING MAG-LOCK.
- 6 ALTERNATE BID #1: MOUNT CAMERA TO WALL VIA CUT-IN LOW VOLTAGE BRACKET.

MAG-LOCK CURRENTLY ONLY CONTROLLED BY FIRE ALARM SYSTEM.



P. Lindsay Robertson  
Missouri # 2002016725



OFFICE OF ADMINISTRATIVE  
DIVISION OF FACILITIES  
MANAGEMENT,  
DESIGN AND CONSTRUCTION

DEPARTMENT OF  
MENTAL HEALTH

CHANGE IN SCOPE RE-BID:  
UPGRADE FIRE ALARM  
AND SECURITY SYSTEMS

CENTER FOR BEHAVIORAL  
MEDICINE  
KANSAS CITY, MO

PROJECT # M1903-01  
SITE # 7360  
FACILITY # 6517360003

REVISION: \_\_\_\_\_  
DATE: \_\_\_\_\_  
REVISION: \_\_\_\_\_  
DATE: \_\_\_\_\_  
REVISION: \_\_\_\_\_  
DATE: \_\_\_\_\_  
ISSUE DATE: 07/01/2022

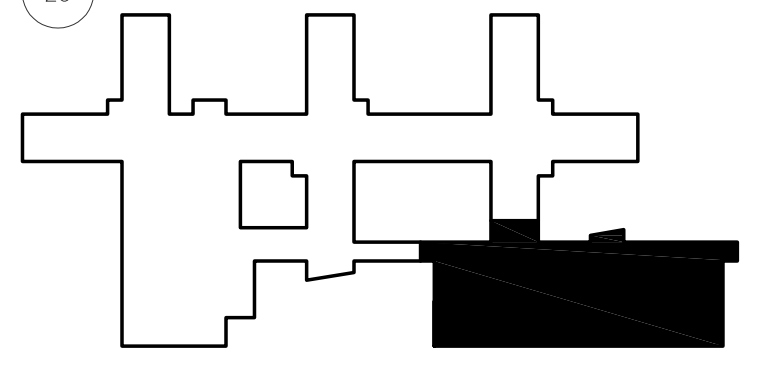
CAD DWG FILE: ES111.DWG  
DRAWN BY: BWCMMW  
CHECKED BY: PLR  
DESIGNED BY: RED


SHEET TITLE:  
**SECURITY NEW  
FLOOR PLAN  
LEVEL 3**

SHEET NUMBER:

**ES-111**

67 OF 70 SHEETS  
07/01/2022





P. Lindsay Robertson  
Missouri # 2002016725



OFFICE OF ADMINISTRATIO  
DIVISION OF FACILITIES  
MANAGEMENT,  
DESIGN AND CONSTRUCTIO

DEPARTMENT OF  
MENTAL HEALTH

CHANGE IN SCOPE RE-BID:  
UPGRADE FIRE ALARM  
AND SECURITY SYSTEMS

CENTER FOR BEHAVIORAL  
MEDICINE  
KANSAS CITY, MO

PROJECT # M1903-01  
SITE # 7360  
FACILITY # 6517360003

REVISION: \_\_\_\_\_  
DATE: \_\_\_\_\_  
REVISION: \_\_\_\_\_  
DATE: \_\_\_\_\_  
REVISION: \_\_\_\_\_  
DATE: \_\_\_\_\_  
ISSUE DATE: 07/01/2022

CAD DWG FILE: ES112.DWG  
DRAWN BY: BWC/MWM  
CHECKED BY: PLR  
DESIGNED BY: RED

SHEET TITLE:  
**SECURITY NEW  
FLOOR PLAN  
LEVEL 4**

SHEET NUMBER:

**ES-112**

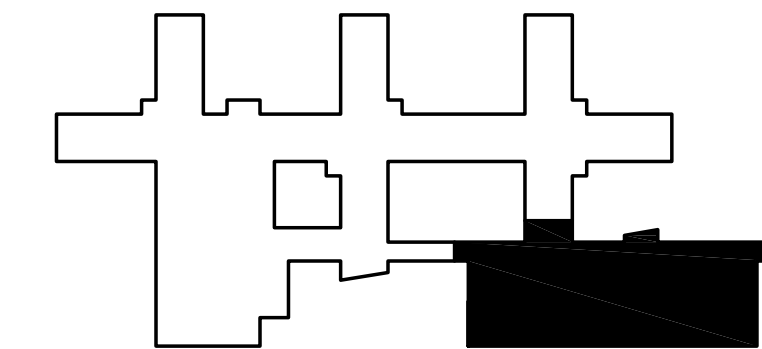
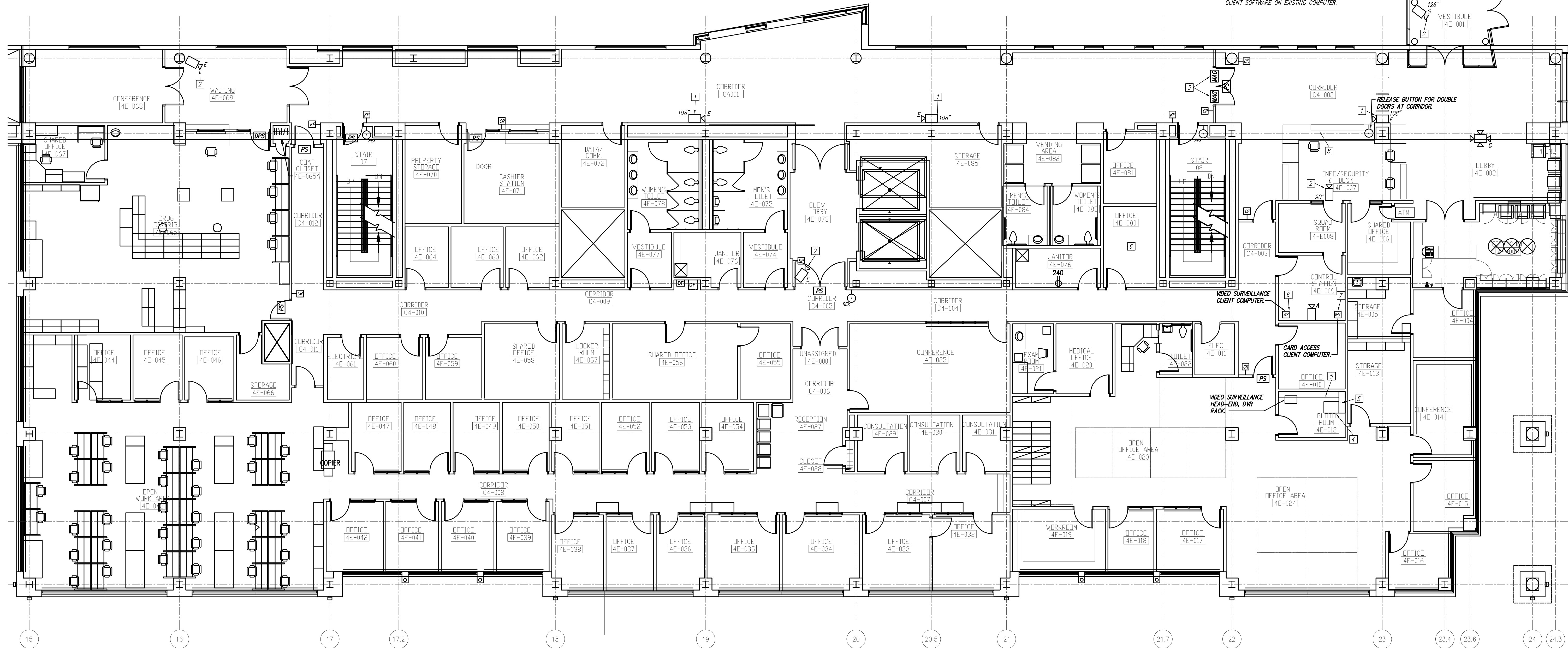
68 OF 70 SHEETS  
07/01/2022


**GENERAL NOTES:**

1. REFER TO SHEET E-001 FOR ADDITIONAL GENERAL NOTES. NOT ALL NOTES WILL APPLY TO THIS SHEET.
2. THE INTENT OF THE PROJECT IS TO REPLACE THE ACCESS CONTROL SYSTEM HEAD-END AND CONTROL CABINETS, REPLACE ANALOG SURVEILLANCE CAMERAS AND HEAD-END, AND ADD ACCESS CONTROL AND SURVEILLANCE CAMERAS WHERE SHOWN. EXISTING CARD READERS, ELECTRONIC MONITORING AND LOCKING HARDWARE, ACCESS CONTROL CABLING AND P.P.O.E. CAMERAS ARE TO REMAIN FOR RE-USE UNLESS OTHERWISE NOTED. EXISTING ABOVE CEILING P.O.E. VIDEO SURVEILLANCE SWITCHES ARE TO BE REPLACED WITH RACK-MOUNT P.O.E. SWITCHES IN DATA ROOMS.
3. ALTERNATE #1: ALL WORK ASSOCIATED WITH THE VIDEO SURVEILLANCE SYSTEM INCLUDING DEMO OF EXISTING SYSTEM AND INSTALLATION OF NEW DEVICES AND CABLING SHOWN ON PLANS AND SPECIFIED IN SPECIFICATIONS SECTION 282300 SHALL BE PRICED SEPARATELY AS ALTERNATE BID #1. REFER TO SPECIFICATION SECTION 012300 FOR MORE INFORMATION.
4. ALTERNATE #2: ALL WORK ASSOCIATED WITH THE ACCESS CONTROL SYSTEM INCLUDING DEMO OF EXISTING SYSTEM AND INSTALLATION OF NEW DEVICES AND CABLING SHOWN ON PLANS AND SPECIFIED IN SPECIFICATION SECTION 281300 SHALL BE PRICED SEPARATELY AS ALTERNATE BID #2. THE GRAPHIC MAP SOFTWARE INTEGRATION WITH THE VIDEO SURVEILLANCE SYSTEM WILL ONLY BE COMPLETED IF ALTERNATE BIDS #1 AND #2 ARE ACCEPTED. REFER TO SPECIFICATION SECTION 012300 FOR MORE INFORMATION.

**KEYED NOTES:**

- 1 ALTERNATE BID #1: MOUNT CAMERA TO WALL VIA CUT-IN LOW VOLTAGE BRACKET.
- 2 ALTERNATE BID #1: PROVIDE CAMERA MOUNT AT LOCATION OF DEMO'D PREVIOUS CAMERA.
- 3 ALTERNATE BID #2: PROVIDE MAG-LOCK, CONNECT TO ACCESS CONTROL SYSTEM AND TO EXISTING IN AND OUT CARD READERS. CUT AND PATCH WALL AS REQUIRED FOR ROUGH-IN. PAINT WITH OWNER-FURNISHED PAINT.
- 4 ALTERNATE BID #1: PROVIDE 4-POST EQUIPMENT RACK, 84"x36", VIDEO SURVEILLANCE SERVER/STORAGE EQUIPMENT, ALL FIBER OPTIC BACKBONE TERMINATIONS ON CABLES/STRANDS FROM NEW FIBER OPTIC TERMINATION CABINETS, CAT 5E PATCH PANEL, CABLE MANAGEMENT, P.O.E. SWITCH, AND U.P.S.
- 5 ALTERNATE BID #1: PROVIDE 12" W LADDER RUNWAY ANCHORED TO WALL AT 90" A.F.F.
- 6 ALTERNATE BID #1: PROVIDE VIDEO SURVEILLANCE CLIENT SOFTWARE ON EXISTING COMPUTER.
- 7 ALTERNATE BID #2: PROVIDE ACCESS CONTROL CLIENT SOFTWARE ON EXISTING COMPUTER.
- 8 ALTERNATE BID #1: PROVIDE 20" COMMERCIAL-GRADE 4K MONITOR WITH CAT 5E CABLE IN CONDUIT TO ABOVE ACCESSIBLE CEILING AND EXTENDED TO 4-POST RACK IN ROOM 4E-012. PROVIDE CAT 5E HDMI EXTENDERS AND HDMI CABLES AT BOTH ENDS AND MAKE CONNECTIONS TRIPP-LITE #B126-2A1 OR APPROVED EQUIVALENT.





P. Lindsay Robertson  
Missouri # 2002016725



OFFICE OF ADMINISTRATIO  
DIVISION OF FACILITIES  
MANAGEMENT,  
DESIGN AND CONSTRUCTIO

DEPARTMENT OF  
MENTAL HEALTH

CHANGE IN SCOPE RE-BID:  
UPGRADE FIRE ALARM  
AND SECURITY SYSTEMS

CENTER FOR BEHAVIORAL  
MEDICINE  
KANSAS CITY, MO

PROJECT # M1903-01  
SITE # 7360  
FACILITY # 6517360003

REVISION: \_\_\_\_\_  
DATE: \_\_\_\_\_  
REVISION: \_\_\_\_\_  
DATE: \_\_\_\_\_  
REVISION: \_\_\_\_\_  
DATE: \_\_\_\_\_  
ISSUE DATE: 07/01/2022

CAD DWG FILE: ES113.DWG  
DRAWN BY: BWC/MWM  
CHECKED BY: PLR  
DESIGNED BY: RED

SHEET TITLE:  
**SECURITY NEW  
FLOOR PLAN  
LEVEL 5**

SHEET NUMBER:

**ES-113**

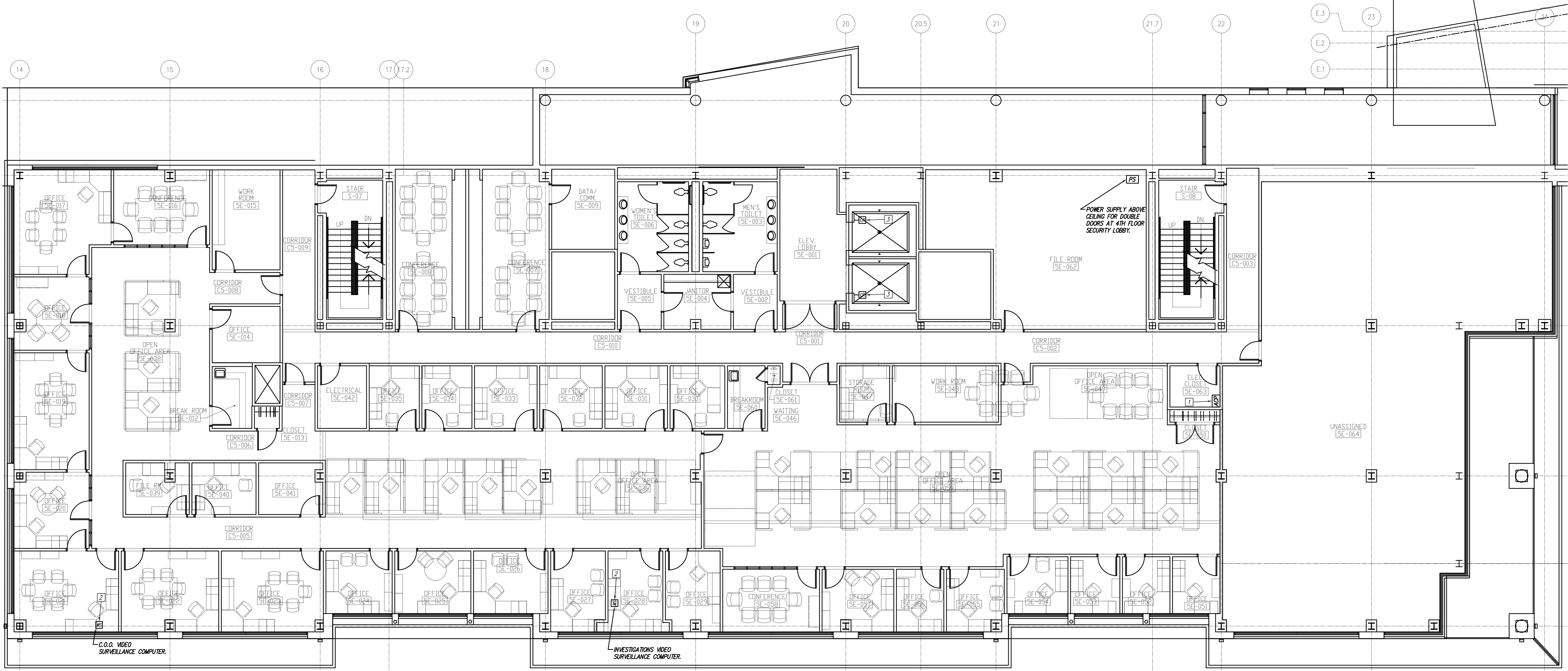
69 OF 70 SHEETS  
07/01/2022

**GENERAL NOTES:**

1. REFER TO SHEET E-001 FOR ADDITIONAL GENERAL NOTES. NOT ALL NOTES WILL APPLY TO THIS SHEET.
2. THE INTENT OF THE PROJECT IS TO REPLACE THE ACCESS CONTROL SYSTEM HEAD-END AND CONTROL CABINETS; REPLACE ANALOG SURVEILLANCE CAMERAS AND HEAD-END; AND ADD ACCESS CONTROL AND SURVEILLANCE CAMERAS WHERE SHOWN. EXISTING CARD READERS, ELECTRONIC MONITORING AND LOCKING HARDWARE, ACCESS CONTROL CABLING AND IP/P.O.E. CAMERAS ARE TO REMAIN FOR RE-USE UNLESS OTHERWISE NOTED. EXISTING ABOVE CEILING P.O.E. VIDEO SURVEILLANCE SWITCHES ARE TO BE REPLACED WITH RACK-MOUNT P.O.E. SWITCHES IN DATA ROOMS.
3. ALTERNATE #1: ALL WORK ASSOCIATED WITH THE VIDEO SURVEILLANCE SYSTEM INCLUDING DEMO OF EXISTING SYSTEM AND INSTALLATION OF NEW DEVICES AND CABLING SHOWN ON PLANS AND SPECIFIED IN SPECIFICATIONS SECTION 282300 SHALL BE PRICED SEPARATELY AS ALTERNATE BID #1. REFER TO SPECIFICATION SECTION 012300 FOR MORE INFORMATION.
4. ALTERNATE #2: ALL WORK ASSOCIATED WITH THE ACCESS CONTROL SYSTEM INCLUDING DEMO OF EXISTING SYSTEM AND INSTALLATION OF NEW DEVICES AND CABLING SHOWN ON PLANS AND SPECIFIED IN SPECIFICATION SECTION 281300 SHALL BE PRICED SEPARATELY AS ALTERNATE BID #2. THE GRAPHIC MAP SOFTWARE INTEGRATION WITH THE VIDEO SURVEILLANCE SYSTEM WILL ONLY BE COMPLETED IF ALTERNATE BIDS #1 AND #2 ARE ACCEPTED. REFER TO SPECIFICATION SECTION 012300 FOR MORE INFORMATION.

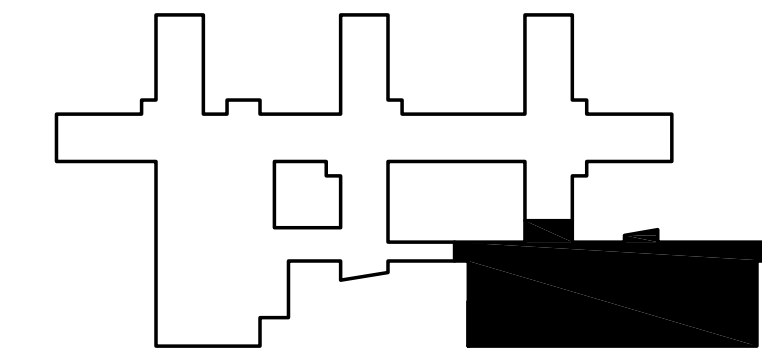
**KEYED NOTES:**

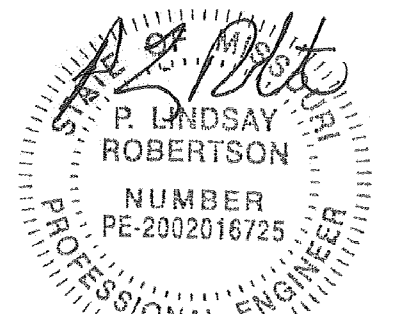
- 1 ALTERNATE BID #2: PROVIDE ACCESS CONTROL PANEL AND CONNECTIONS TO ALL AREA NEW AND EXISTING CARD READERS, DOOR POSITION SWITCHES, POWER SUPPLIES AND LOCKING HARDWARE. PROVIDE NEW POWER SUPPLIES AS REQUIRED.
- 2 ALTERNATE BID #1: PROVIDE VIDEO SURVEILLANCE CLIENT SOFTWARE ON EXISTING COMPUTER.
- 3 ALTERNATE BID #2: COORDINATE CONNECTION OF EXISTING ELEVATOR CAB CARD READER WITH ELEVATOR VENDOR.



Electrical Security Plan Level 5 - Area E **1**

Scale: 1/8" = 1'-0"





P. Lindsay Robertson  
Missouri # 2002016725



OFFICE OF ADMINISTRATIO  
DIVISION OF FACILITIES  
MANAGEMENT,  
DESIGN AND CONSTRUCTIO

DEPARTMENT OF  
MENTAL HEALTH

CHANGE IN SCOPE RE-BID:  
UPGRADE FIRE ALARM  
AND SECURITY SYSTEMS

CENTER FOR BEHAVIORAL  
MEDICINE  
KANSAS CITY, MO

PROJECT # M1903-01  
SITE # 7360  
FACILITY # 6517360003

REVISION: \_\_\_\_\_  
DATE: \_\_\_\_\_  
REVISION: \_\_\_\_\_  
DATE: \_\_\_\_\_  
REVISION: \_\_\_\_\_  
DATE: \_\_\_\_\_  
ISSUE DATE: 07/01/2022

CAD DWG FILE: ES114.DWG  
DRAWN BY: BWC/MWM  
CHECKED BY: PLR  
DESIGNED BY: RED

SHEET TITLE:  
**SECURITY NEW  
FLOOR PLAN  
LEVEL 6**

SHEET NUMBER:  
**ES-114**

70 OF 70 SHEETS  
07/01/2022

GENERAL NOTES:

1. REFER TO SHEET E-001 FOR ADDITIONAL GENERAL NOTES. NOT ALL NOTES WILL APPLY TO THIS SHEET.
2. THE INTENT OF THE PROJECT IS TO REPLACE THE ACCESS CONTROL SYSTEM HEAD-END AND CONTROL CABINETS, REPLACE ANALOG SURVEILLANCE CAMERAS AND HEAD-ENDS AND ADD ACCESS CONTROL AND SURVEILLANCE CAMERAS WHERE SHOWN. EXISTING CARD READERS, ELECTRONIC MONITORING AND LOCKING HARDWARE, ACCESS CONTROL CABLING AND IP/P.O.E. CAMERAS ARE TO REMAIN FOR RE-USE UNLESS OTHERWISE NOTED. EXISTING ABOVE CEILING P.O.E. VIDEO SURVEILLANCE SWITCHES ARE TO BE REPLACED WITH RACK-MOUNT P.O.E. SWITCHES IN DATA ROOMS.
3. ALTERNATE #1: ALL WORK ASSOCIATED WITH THE VIDEO SURVEILLANCE SYSTEM INCLUDING DEMO OF EXISTING SYSTEM AND INSTALLATION OF NEW DEVICES AND CABLING SHOWN ON PLANS AND SPECIFIED IN SPECIFICATIONS SECTION 282300 SHALL BE PRICED SEPARATELY AS ALTERNATE BID #1. REFER TO SPECIFICATION SECTION 012300 FOR MORE INFORMATION.
4. ALTERNATE #2: ALL WORK ASSOCIATED WITH THE ACCESS CONTROL SYSTEM INCLUDING DEMO OF EXISTING SYSTEM AND INSTALLATION OF NEW DEVICES AND CABLING SHOWN ON PLANS AND SPECIFIED IN SPECIFICATION SECTION 281300 SHALL BE PRICED SEPARATELY AS ALTERNATE BID #2. THE GRAPHIC MAP SOFTWARE INTEGRATION WITH THE VIDEO SURVEILLANCE SYSTEM WILL ONLY BE COMPLETED IF ALTERNATE BIDS #1 AND #2 ARE ACCEPTED. REFER TO SPECIFICATION SECTION 012300 FOR MORE INFORMATION.

