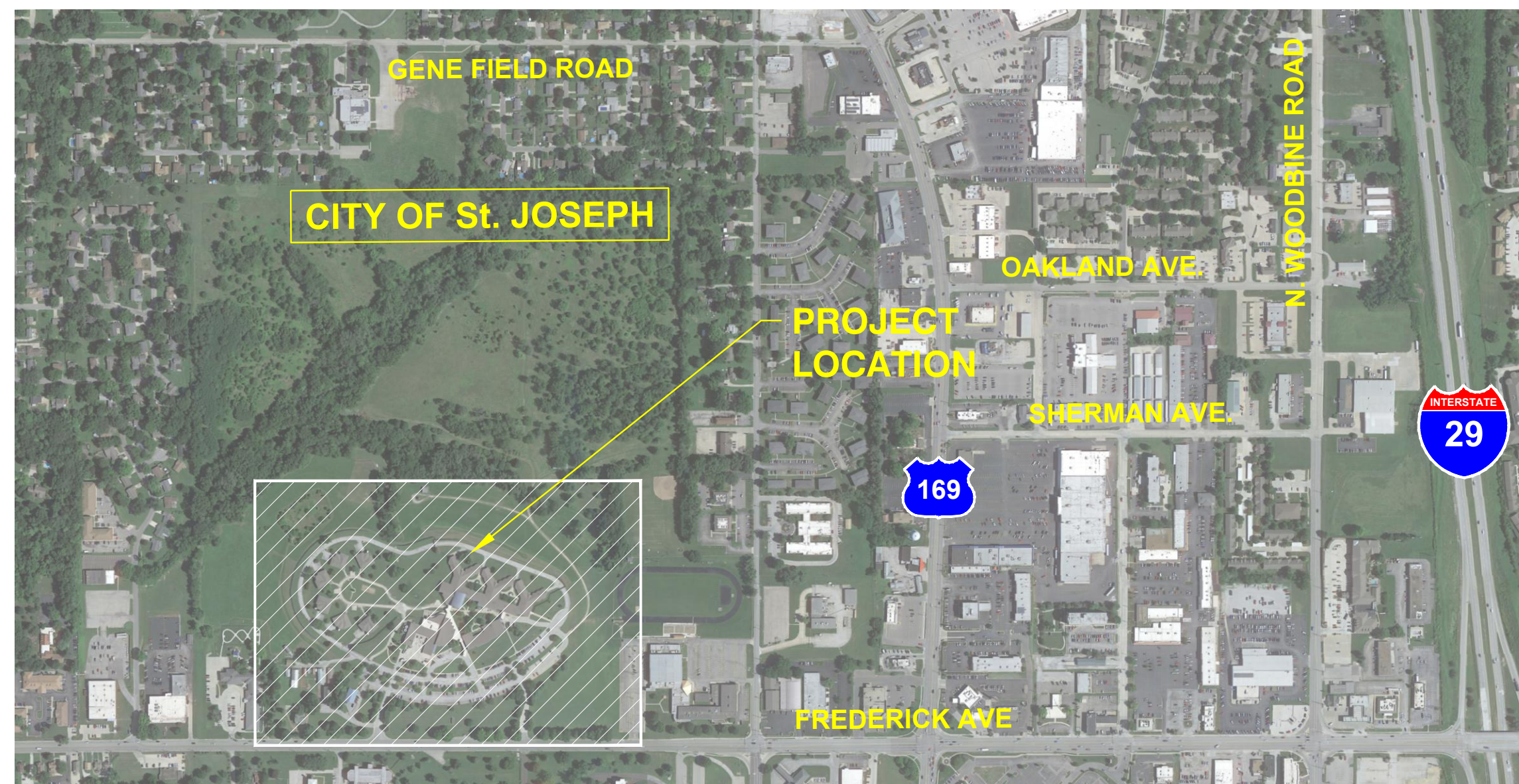


REPAIR / REPLACE PAVEMENT INFRASTRUCTURE NORTHWEST PSYCHIATRIC REHABILITATION CENTER ST. JOSEPH, MISSOURI



LOCATION MAP

3505 Frederick Avenue
St Joseph, MO 64506
SCALE 1" = 600'

OWNER: STATE OF MISSOURI
MICHAEL L. PARSON,
GOVERNOR
DEPARTMENT OF
MENTAL HEATH

**PROJECT
MANAGEMENT:** OFFICE OF ADMINISTRATION
DIVISION OF FACILITIES MANAGEMENT,
DESIGN AND CONSTRUCTION



Sheet List Table

Sheet Number	Sheet Title
G-001	COVER SHEET
C-001	GENERAL LAYOUT & NOTES
C-101	SITE SURVEY
C-201	SITE EROSION CONTROL
C-202	SITE EROSION CONTROL DETAILS
C-301	SITE PHASING PLAN
C-401	SITE DEMOLITION PLAN
C-501	SITE DIMENSION PLAN - 1
C-502	SITE DIMENSION PLAN, ENLARGED VIEW EAST AND WEST MAIN DRIVE, TEMP SIDEWALKS
C-601	SITE GRADING PLAN - 1
C-602	SITE ENLARGED GRADING PLAN - 2
C-701	SITE UTILITY PLAN - 1
C-702	SITE UTILITY MAIN DRIVE
C-801	SITE DETAIL - 1
C-802	SITE DETAIL - 2
C-901	SITE PLAN ALTERNATE - 1
C-902	SITE PLAN ALTERNATE - 2
C-903	GENERAL LAYOUT ALTERNATE 3 & 4
C-904	EROSION CONTROL ALTERNATE 3 & 4
C-905	EROSION CONTROL DETAILS ALTERNATE 3 & 4
C-906	PHASING PLAN ALTERNATE 3 & 4
C-907	SITE DEMOLITION PLAN - 1 ALTERNATE 3
C-908	SITE DEMOLITION PLAN - 2 ALTERNATE 4
C-909	SITE DIMENSION PLAN - 1 ALTERNATE 3
C-910	SITE DIMENSION PLAN - 2 ALTERNATE 4
C-911	SITE GRADING PLAN -1 ALTERNATE 3
C-912	SITE GRADING PLAN - 2 ALTERNATE 4
C-913	SITE UTILITY PLAN ALTERNATE 3 & 4
ERD-1	EXISTING SITE SHEET - 1
ERD-2	EXISTING SITE SHEET - 2
ERD-3	EXISTING SITE SHEET - 3
ERD-4	EXISTING SITE SHEET - 4
ERD-5	EXISTING SITE SHEET - 5
ERD-6	EXISTING SITE SHEET - 6
ERD-7	EXISTING SITE SHEET - 7
ERD-8	EXISTING SITE SHEET - 8

FSC, Inc
Sonia Garapaty, M.S. EE, LEED AP CEO
8675 W. 96th Street, Overland Park, KS
P : 913-722-3473
sgarapaty@fsc-inc.com

CIVIL ENGINEER :
SK Design Group, Inc.
4600 College Blvd, Suite 100 Overland Park, KS
Roger Barrett, LEED AP
rbarrett@skdg.com
P: 913-226-0868

PROJECT NUMBER: M2404-01

SITE NUMBER: 7353
ASSET NUMBER: 6517353025



SHEET TITLE:
COVER SHEET

SHEET NUMBER:
G-001

1 OF 36 SHEETS
03/18/2024



License Name: SK Design Group, Inc.
Profession Name: Professional Engineering Corporation
License Number: E-1274-F

OFFICE OF ADMINISTRATION
DIVISION OF FACILITIES
MANAGEMENT,
DESIGN AND CONSTRUCTION

DEPARTMENT OF
MENTAL HEALTH

REPAIR / REPLACE
PAVEMENT
INFRASTRUCTURE
NORTHWEST PSYCHIATRIC
REHABILITATION CENTER

3505 FREDERICK AVE.
ST JOSEPH, MISSOURI 64506

PROJECT # M2404-01
SITE # 7353
ASSET # 6517353025

REVISION: _____
DATE: _____
REVISION: _____
DATE: _____
REVISION: _____
DATE: _____

ISSUE DATE: 03/18/2024

M2404-01_7353_6517353025_C-001
CAD DWG FILE: _____
DRAWN BY: RD
CHECKED BY: GU
DESIGNED BY: RB

SHEET TITLE:

**GENERAL
LAYOUT &
NOTES**

SHEET NUMBER:

C-001

2 OF 36 SHEETS
03/18/2024

PROJECT GENERAL NOTES:

IF CONTRACTOR ENCOUNTERS ROCK AS DEFINED BY SPECIFICATION SECTION 312000-1.2(L), NOTIFY ENGINEER AND OWNER'S REPRESENTATIVE. REMOVAL TO BE AT A NEGOTIATED PRICE BY CHANGE ORDER.

COORDINATE WITH OWNER PRIOR TO BACKFILLING UTILITY TRENCHES FOR POTENTIAL OWNER CABLING WORK.

CONSTRUCTION ACCESS & SAFETY DURING CONSTRUCTION

1. THE FACILITY WILL REMAIN OPEN DURING CONSTRUCTION.
2. CONTRACTOR TO PROVIDE UNIT PRICE FOR ROCK REMOVAL NOT TO EXCEED 10 C.Y.
3. INTERACTION WITH THE PATRONS OF THE FACILITY IS NOT ALLOWED
4. STAFF ACCESS, PATRONS ACCESS, TRASH COLLECTION, LOADING DOCK DELIVERIES AND EMERGENCY VEHICLE ACCESS WILL REMAIN IN OPERATION DURING CONSTRUCTION.

THE CONTRACTOR WILL BECOME KNOWLEDGEABLE OF EXISTING SECURITY ZONES, AND CONSTRUCTION NOISE ISSUES WITH NORTHWEST MISSOURI PSYCHIATRIC REHABILITATION CENTER, KEVIN MCGINLEY, CELL 573-645-2098, OFFICE 816-387-2585, kevin.mcginley@oa.mo.gov

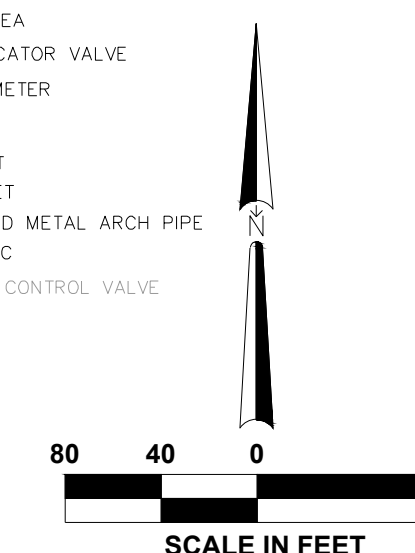
5. THE PLANS SHOW TEMPORARY CONSTRUCTION SIDEWALKS FOR DOORWAYS THAT REQUIRED ACCESS THROUGHOUT CONSTRUCTION.
6. THE TEMPORARY SIDEWALK LOCATION AND TYPE OF SURFACE WILL BE FINALIZED BY THE CONTRACTOR AND APPROVED BY THE STATE OF MISSOURI PRIOR TO CONSTRUCTION.
7. ANY AND ALL SECURITY GATES AND DOORS WILL BE COORDINATED WITH NORTHWEST MISSOURI PSYCHIATRIC REHABILITATION CENTER, MIKE FISHER, CELL 816-512-7109, Michael.Fisher2@oa.mo.gov PRIOR TO ACCESS.
8. REFER SHEET C-301 FOR SITE PHASING PLAN AND NOTES.
9. CONTRACTOR TO PROVIDE SURVEY OF TEMPORARY SIDEWALK ZONE.

CODE SUMMARY:

INTERNATIONAL BUILDING CODE	2021
INTERNATIONAL MECHANICAL CODE	2021
INTERNATIONAL PLUMBING CODE	2021
INTERNATIONAL FIRE CODE.....	2021
APWA AS ADOPTED BY KCMO	

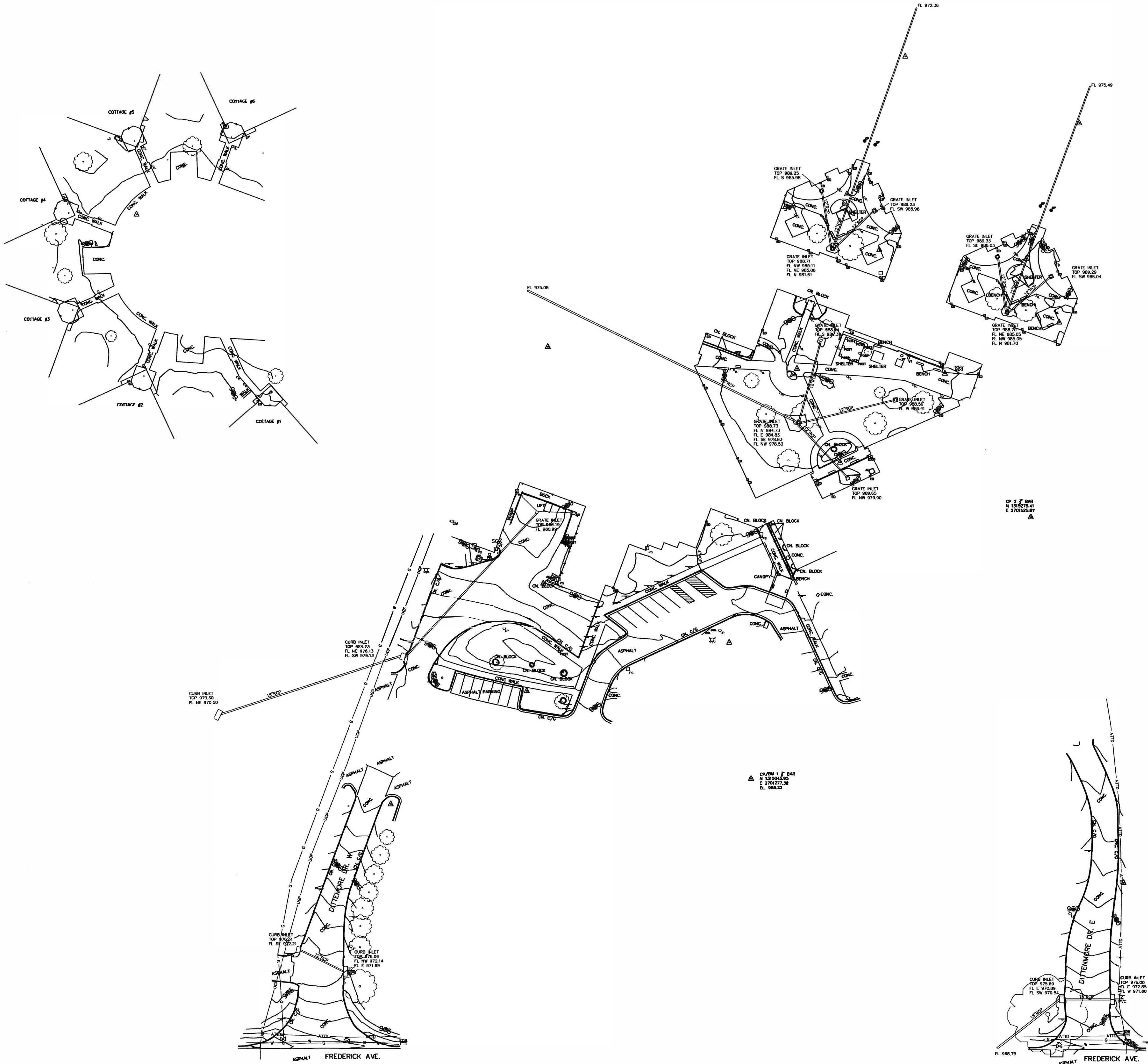
LEGEND

	DECIDUOUS TREE		WATER VALVE
	CONIFEROUS TREE		FIRE HYDRANT
	BUSH		GAS VALVE
	SHRUB		CENTERLINE
	BOLLARD		PROPERTY LINE
	GRATE INLET ROUND		SECTION LINE
	GRATE INLET SQUARE		BENCH MARK
	ELECTRICAL TRANSFORMER BOX		FOUND MONUMENT AS NOTED
	GAS METER		SET 1/2" BAR & CAP
	LIGHT POLE		CHISELED "+"
	MANHOLE		YARD LIGHT
	TELEPHONE POLE		SINGLE POST SIGN
	WATER METER		DOUBLE POST SIGN
	POWER POLE		DEED
	GUY WIRE		MEASURED
	TELEPHONE SPLICE BOX		RADIALLY MEASURED
	CURB INLET		CALCULATED
	RAILROAD		POWER/PLAT
	FENCE		FOUND
	CONTINUING LINE		RIGHT-OF-WAY
	TRAFFIC SIGNAL POLE		GAS
	TV SPLICE BOX		SANITARY SEWER
	ELECTRIC METER		STORM SEWER
	POWER SPLICE BOX		WATER
	POST		TELEPHONE
	MAIL BOX		UNDERGROUND (UGP UNDERGROUND POWER)
	STUMP		OVERHEAD (OHT OVERHEAD TELEPHONE)
	MATCH POINT		CAST IRON PIPE
	CP (CONTROL POINT)		CORRUGATED METAL PIPE
	GAS TEST		REINFORCED CONCRETE PIPE
	GAS REGULATOR		VITRIFIED CLAY PIPE
	SAME SIZE CONNECTOR		PLASTIC CORRUGATED PIPE
	STEAM VALVE		CABLE TELEVISION
	WATER FAUCET		ELECTRIC
	DRAIN		EAVES DRAIN
	FLAG POLE		ROOF DRAIN
	TEST HOLE		PLASTIC
	FIBER OPTIC TELEPHONE MARKER		MARSH AREA
	AIR CONDITIONER		POST INDICATOR VALVE
	CLEAN OUT		PARKING METER
	UTILITY POLE		STEAM
			AREA INLET
			GRATE INLET
			CORRUGATED METAL ARCH PIPE
			FIBER OPTIC
			SPRINKLER CONTROL VALVE
			MAG NAIL



SITE ADDRESS:
3505 Frederick Avenue
St Joseph, MO 64506
SCOPE OF WORK PLAN

TOPOGRAPHY SURVEY



NOTE:
 HORIZONTAL BASED UPON MISSOURI WEST STATE PLANE
 FROM OPUS SOLUTION NAD83,
 VERTICAL BASED UPON OPUS NAVD88 GEOID18

CP/BM 1 1/2" BAR
 N 1315045.95
 E 2701277.32
 EL. 984.22
 CP 2 1/2" BAR
 N 1315278.41
 E 2701525.87

NOTE: THE INFORMATION CONCERNING THE LOCATION OF UNDERGROUND UTILITIES SHOWN HEREON, WHICH ARE NOT VISIBLE FROM THE SURFACE, HAS BEEN TAKEN FROM THE RECORDS OF THE VARIOUS UTILITY COMPANIES AND FROM FIELD LOCATIONS AS MARKED BY LOCATORS REPRESENTING SAID UTILITY COMPANIES. THESE LOCATIONS ARE NOT TO BE CONSTRUED AS ACCURATE OR COMPLETE. WHERE MEASUREMENTS WERE NOT AVAILABLE, THE LOCATION OF THESE UNDERGROUND LINES HAVE BEEN SCALED FROM RECORD DRAWINGS. UTILITY LOCATIONS SHOULD BE VERIFIED IN THE FIELD PRIOR TO ANY CONSTRUCTION.

LEGEND

	DECIDUOUS TREE		WATER VALVE
	CONIFEROUS TREE		FIRE HYDRANT
	BUSH		GAS VALVE
	SHRUB		CENTERLINE
	BOLLARD		PROPERTY LINE
	GRATE INLET ROUND		SECTION LINE
	GRATE INLET SQUARE		BENCH MARK
	ELECTRICAL TRANSFORMER BOX		FOUND MONUMENT AS NOTED
	GAS METER		SET 1/2" BAR & CAP
	LIGHT POLE		CHISELED "+"
	MANHOLE		YARD LIGHT
	TELEPHONE POLE		SINGLE POST SIGN
	WATER METER		DOUBLE POST SIGN
	POWER POLE		DEED
	GUY WIRE		MEASURED
	TELEPHONE SPLICE BOX		RADIALLY MEASURED
	CURB INLET		CALCULATED
	RAILROAD		POWER/PLAT
	FENCE		FOUND
	CONTINUING LINE		RIGHT-OF-WAY
	TRAFFIC SIGNAL POLE		GAS
	TV SPLICE BOX		SANITARY SEWER
	ELECTRIC METER		STORM SEWER
	POWER SPLICE BOX		WATER
	POST		TELEPHONE
	MAIL BOX		UNDERGROUND (UGP UNDERGROUND POWER)
	STUMP		OVERHEAD (OHT OVERHEAD TELEPHONE)
	MATCH POINT		CAST IRON PIPE
	CP (CONTROL POINT)		CORRUGATED METAL PIPE
	GAS TEST		REINFORCED CONCRETE PIPE
	GAS REGULATOR		VITRIFIED CLAY PIPE
	SIAMESE CONNECTOR		PLASTIC CORRUGATED PIPE
	STEAM VALVE		CABLE TELEVISION
	WATER FAUCET		ELECTRIC
	DRAIN		EAVES DRAIN
	FLAG POLE		ROOF DRAIN
	TEST HOLE		PLASTIC
	FIBER OPTIC TELEPHONE MARKER		MARSH AREA
	AIR CONDITIONER		POST INDICATOR VALVE
	CLEAN OUT		PARKING METER
	UTILITY POLE		STEAM
			AREA INLET
			GRATE INLET
			CORRUGATED METAL ARCH PIPE
			FIBER OPTIC
			SPRINKLER CONTROL VALVE
			MAG NAIL

STATE OF MISSOURI
 MICHAEL L. PARSON,
 GOVERNOR



SK Design Group, Inc.
 Civil Engineers
 4600 College Blvd., Suite 100
 Overland Park, KS 66211
 (913) 451-1818
 fax (913) 451-7599
 www.skdg.com

License Name: SK Design Group, Inc.
 Profession Name: Professional Engineering Corporation
 License Number: E-1274-F

OFFICE OF ADMINISTRATION
 DIVISION OF FACILITIES
 MANAGEMENT,
 DESIGN AND CONSTRUCTION

DEPARTMENT OF
 MENTAL HEALTH

REPAIR / REPLACE
 PAVEMENT
 INFRASTRUCTURE
 NORTHWEST PSYCHIATRIC
 REHABILITATION CENTER

3505 FREDERICK AVE.
 ST JOSEPH, MISSOURI 64506

PROJECT # M2404-01
 SITE # 7353
 FACILITY # 6517353025

REVISION: _____
 DATE: _____
 REVISION: _____
 DATE: _____
 REVISION: _____
 DATE: _____
 ISSUE DATE: 03/18/2024

M2404-01_7353_6517353025_C-109
 CAD DWG FILE:
 DRAWN BY: RD
 CHECKED BY: GU
 DESIGNED BY: RB





SHEET TITLE:
SITE SURVEY

SHEET NUMBER:
C-101

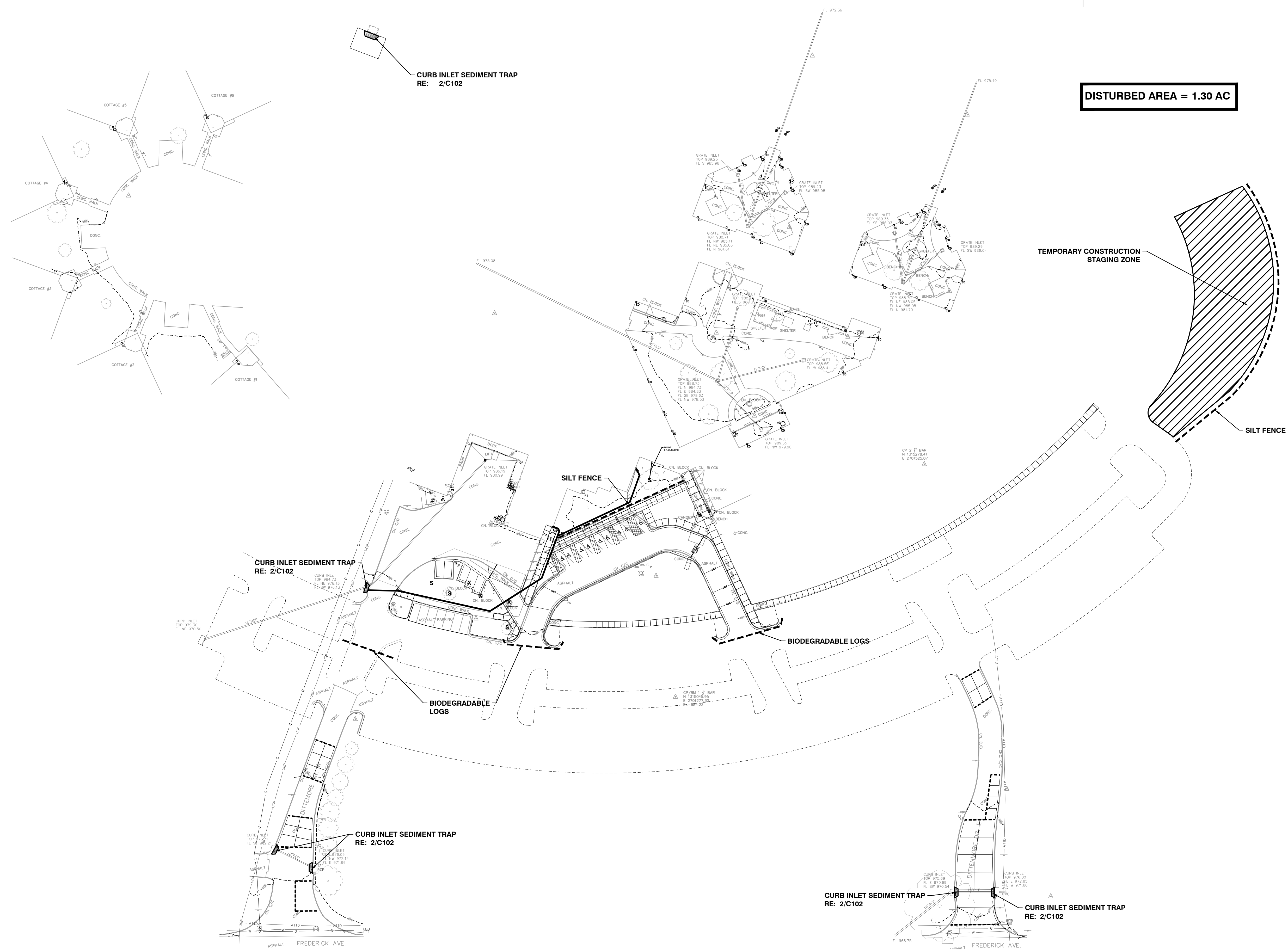
U:\2021\21-181-1-Working dwgs\W2404-01_7353_6517353025_C-101.dwg

U:\2021\21-159\1-Working dwgs\M2404-01_7353_4517353025_C-201.dwg

LEGEND :

	SILT FENCE OR BIODEGRADABLE LOGS RE: 1/C102
	GRAVEL CURB INLET SEDIMENT TRAP RE: 2/C102
	844 EXISTING 1' CONTOURS
	845 EXISTING 5' CONTOURS

DISTURBED AREA = 1.30 AC



STATE OF MISSOURI
MICHAEL L. PARSON,
GOVERNOR



SK
SK Design Group, Inc.
Civil Engineers
4600 College Blvd., Suite 100
Overland Park, KS 66211
(913)-451-1818
fax (913)-451-7599
www.skdg.com

License Name: SK Design Group, Inc.
Profession Name: Professional Engineering Corporation
License Number: E-1274-F

OFFICE OF ADMINISTRATION
DIVISION OF FACILITIES
MANAGEMENT,
DESIGN AND CONSTRUCTION

DEPARTMENT OF
MENTAL HEALTH

REPAIR / REPLACE
PAVEMENT
INFRASTRUCTURE
NORTHWEST PSYCHIATRIC
REHABILITATION CENTER

3505 FREDERICK AVE.
ST JOSEPH, MISSOURI 64506

PROJECT # M2404-01
SITE # 7353
ASSET # 6517353025

REVISION: _____
DATE: _____
REVISION: _____
DATE: _____
REVISION: _____
DATE: _____

ISSUE DATE: 03/18/2024

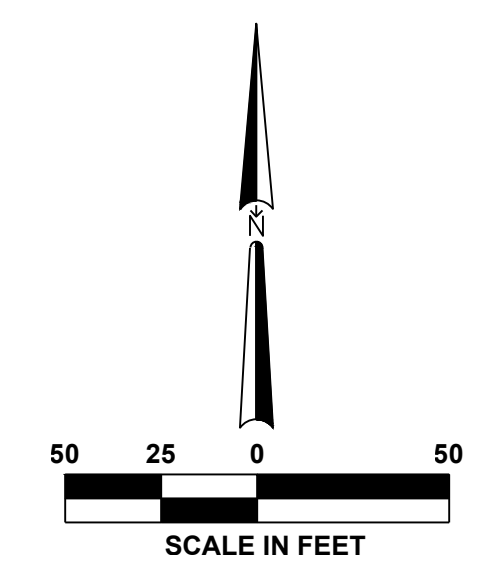
M2404-01_7353_6517353025_C-201
CAD DWG FILE:
DRAWN BY: RD
CHECKED BY: GU
DESIGNED BY: RB

SHEET TITLE:
**SITE EROSION
CONTROL**

SHEET NUMBER:

C-201

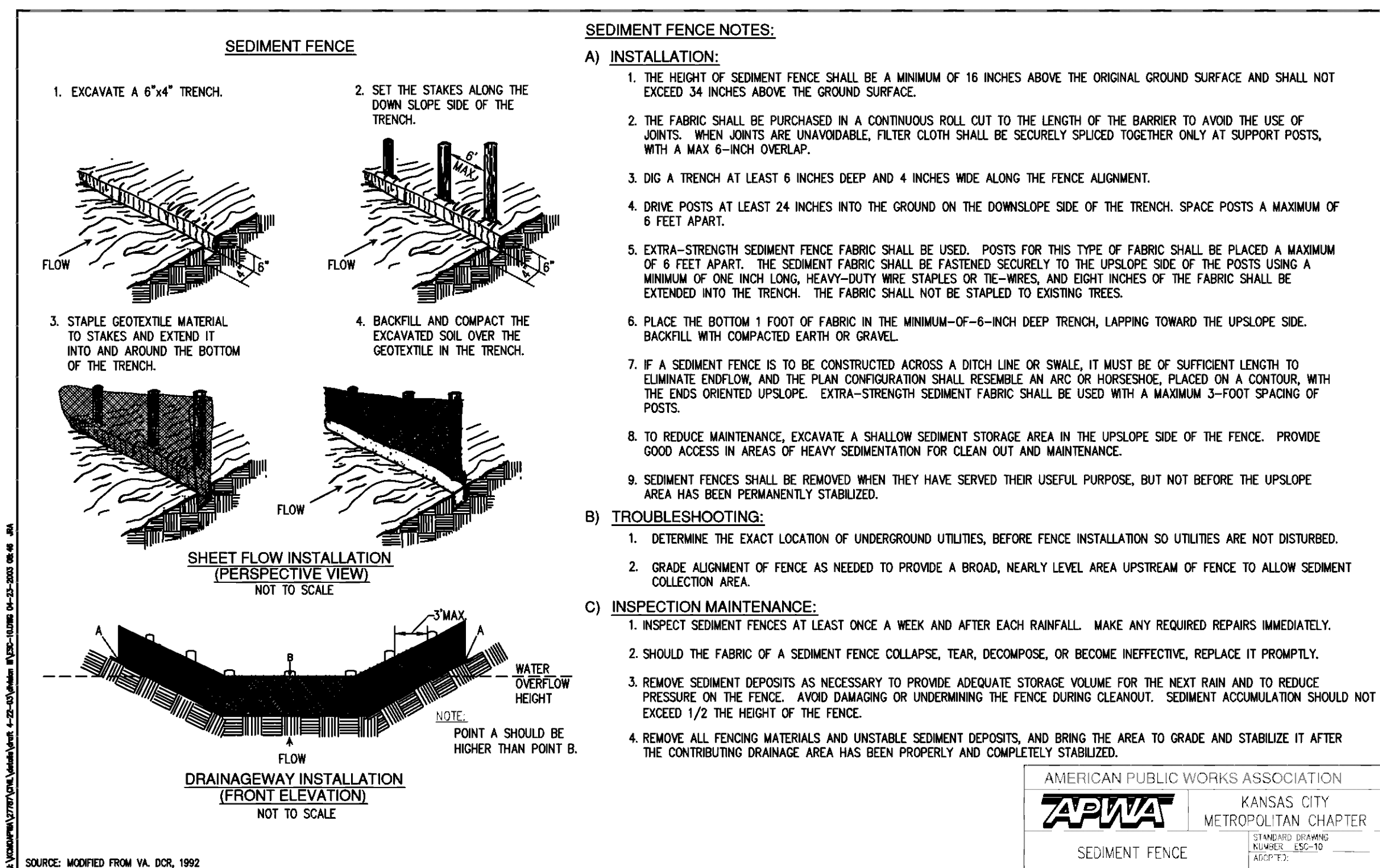
4 OF 36 SHEETS
03/18/2024



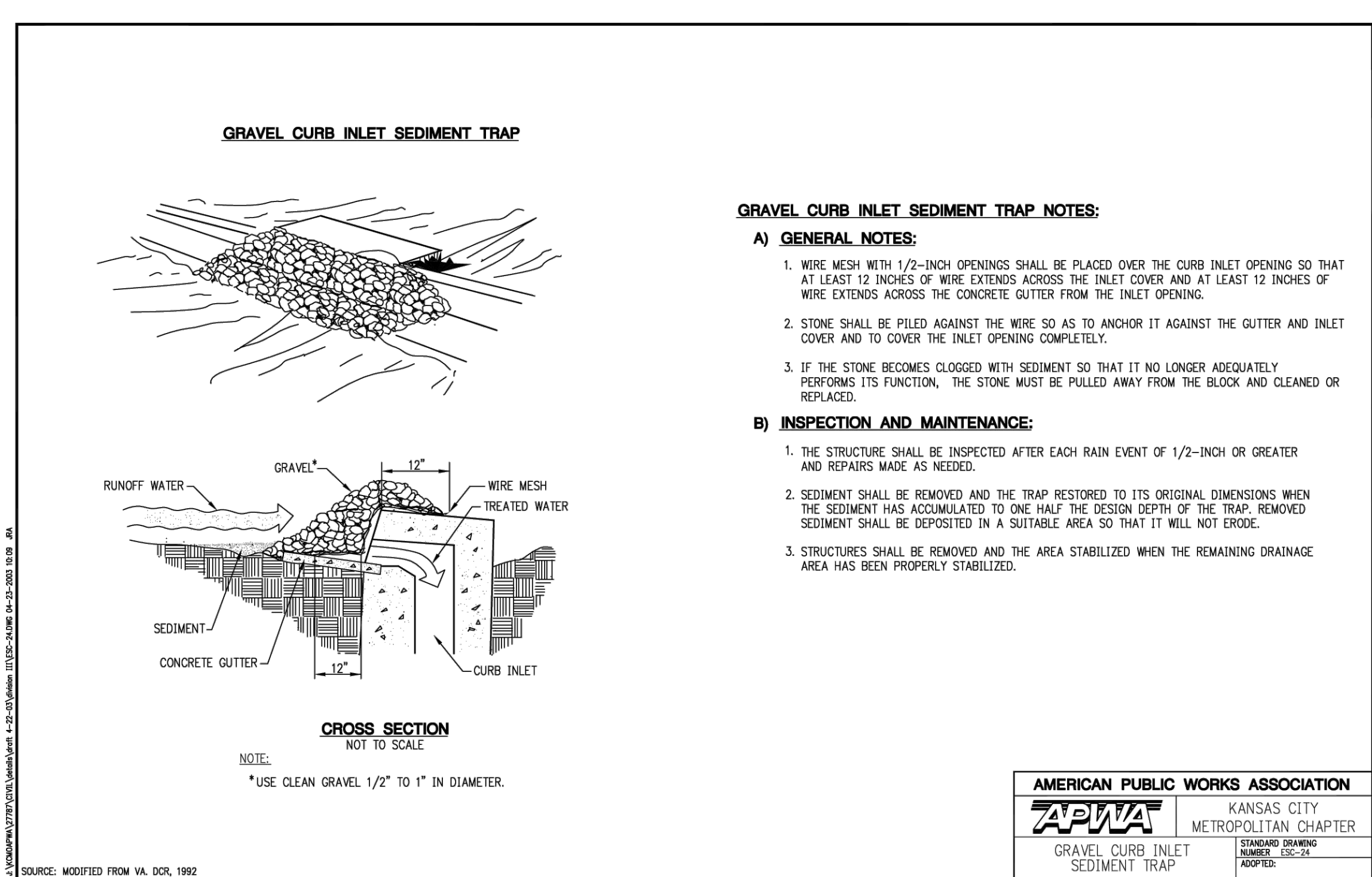
FREDERICK AVENUE



License Name: SK Design Group, Inc.
Profession Name: Professional Engineering Corporation
License Number: E-1274-F



1 **SEDIMENT FENCE**
Not to Scale



2 **GRAVEL CURB INLET SEDIMENT TRAP**
Not to scale

OFFICE OF ADMINISTRATION
DIVISION OF FACILITIES
MANAGEMENT,
DESIGN AND CONSTRUCTION

DEPARTMENT OF
MENTAL HEALTH

REPAIR / REPLACE
PAVEMENT
INFRASTRUCTURE
NORTHWEST PSYCHIATRIC
REHABILITATION CENTER

3505 FREDERICK AVE.
ST JOSEPH, MISSOURI 64506

PROJECT # M2404-01
SITE # 7353
ASSET # 6517353025

REVISION: _____
DATE: _____
REVISION: _____
DATE: _____
REVISION: _____
DATE: _____

ISSUE DATE: 03/18/2024

M2404-01_7353_6517353025_C-202
CAD DWG FILE: _____
DRAWN BY: RD
CHECKED BY: GU
DESIGNED BY: RB

SHEET TITLE:
**SITE EROSION
CONTROL
DETAILS**

SHEET NUMBER:

C-202

5 OF 36 SHEETS
03/18/2024



License Name: SK Design Group, Inc.
Profession Name: Professional Engineering Corporation
License Number: E-1274-F

OFFICE OF ADMINISTRATION
DIVISION OF FACILITIES
MANAGEMENT,
DESIGN AND CONSTRUCTION

DEPARTMENT OF
MENTAL HEALTH

REPAIR / REPLACE
PAVEMENT
INFRASTRUCTURE
NORTHWEST PSYCHIATRIC
REHABILITATION CENTER

3505 FREDERICK AVE.
ST JOSEPH, MISSOURI 64506

PROJECT # M2404-01
SITE # 7353
ASSET # 6517353025

REVISION: _____
DATE: _____
REVISION: _____
DATE: _____
REVISION: _____
DATE: _____

ISSUE DATE: 03/18/2024

M2404-01_7353_6517353025_C-301
CAD DWG FILE:
DRAWN BY: RD
CHECKED BY: GU
DESIGNED BY: RB

SHEET TITLE:

**SITE PHASING
PLAN**

SHEET NUMBER:

C-301

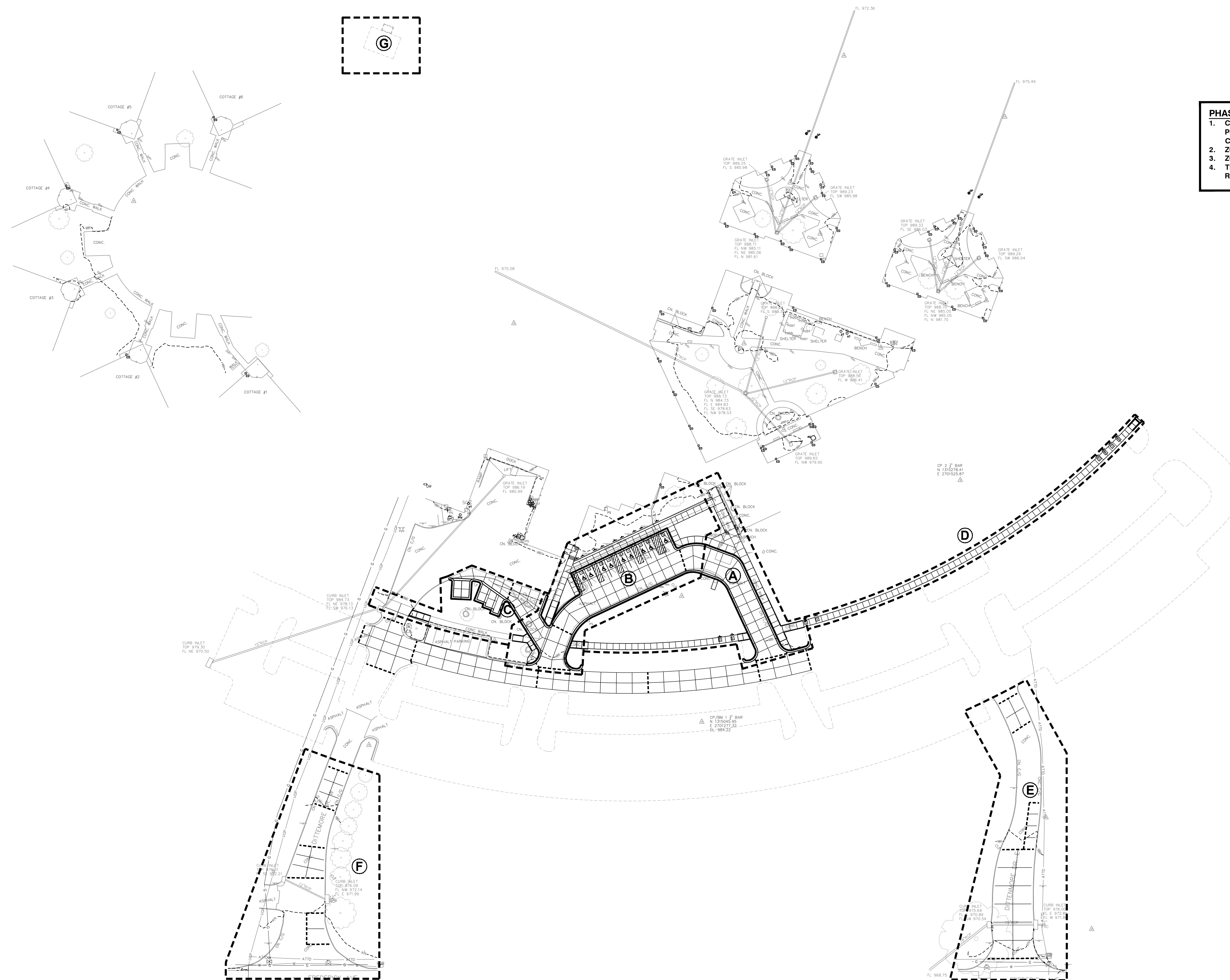
6 OF 36 SHEETS
03/18/2024

IMPROVEMENTS ZONES

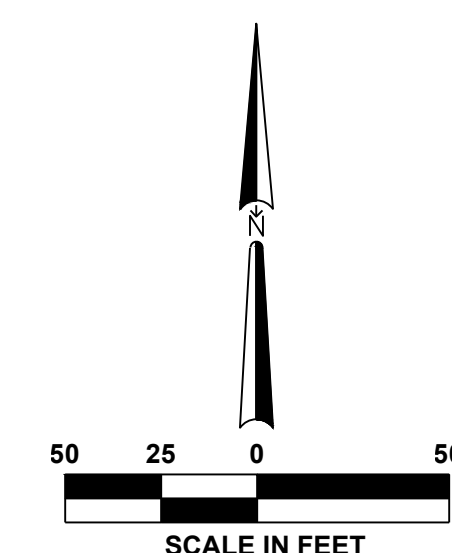
- (A) MAIN ENTRY ZONE ACCESS DRIVE AND SIDEWALKS
- (B) MAIN ENTRY ZONE ACCESS DRIVE AND SIDEWALKS
- (C) EAST LOADING DOCK
- (D) SIDEWALK
- (E) DITTEMORE DR. EAST
- (F) DITTEMORE DR. WEST
- (G) SECURITY ZONE PAVEMENT

PHASING NOTES :
1. CONTRACTOR TO SUBMIT DETAILED PHASING PLAN FOR APPROVAL PRIOR TO CONSTRUCTION.
2. ZONE E TO BE COMPLETED PRIOR TO ZONE F
3. ZONE A TO BE COMPLETED PRIOR TO ZONE B
4. TEMPORARY SIDEWALK PER DETAIL 4/C-801 REQUIRED FOR BOTH FRONT DOORS.

U:\2021\21-159\1-Working dwgs\M2404-01_7353_6517353025_C-301.dwg



FREDERICK AVENUE





SK
SK Design Group, Inc.
Civil Engineers
4600 College Blvd., Suite 100
Overland Park, KS 66211
(913)-451-1818
fax (913)-451-7599
www.skdg.com

License Name: SK Design Group, Inc.
Profession Name: Professional Engineering Corporation
License Number: E-1274-F

OFFICE OF ADMINISTRATION
DIVISION OF FACILITIES
MANAGEMENT,
DESIGN AND CONSTRUCTION

DEPARTMENT OF
MENTAL HEALTH

REPAIR / REPLACE
PAVEMENT
INFRASTRUCTURE
NORTHWEST PSYCHIATRIC
REHABILITATION CENTER

3505 FREDERICK AVE.
ST JOSEPH, MISSOURI 64506

PROJECT # M2404-01
SITE # 7353
ASSET # 6517353025








REVISION: _____
DATE: _____
REVISION: _____
DATE: _____
REVISION: _____
DATE: _____
ISSUE DATE: 03/18/2024

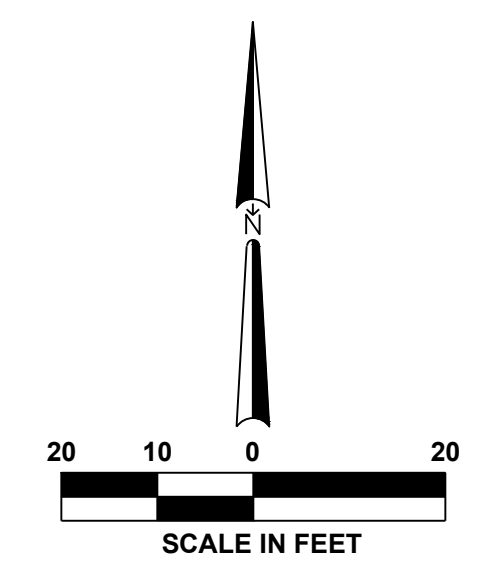
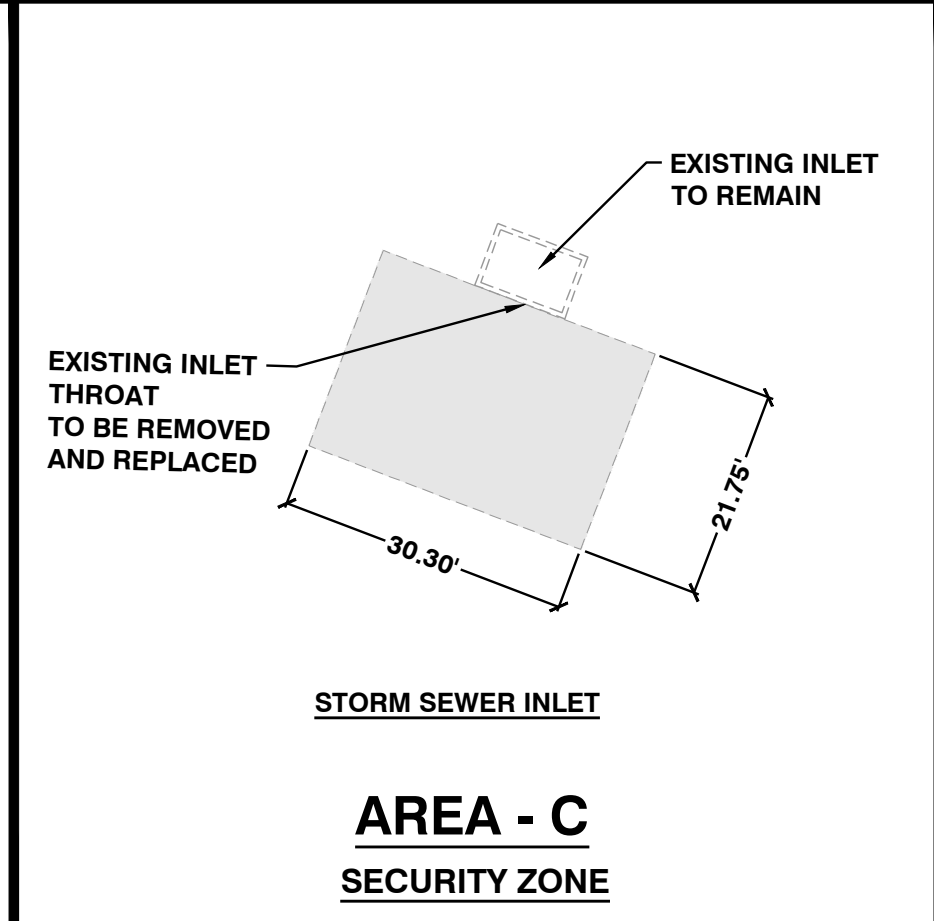
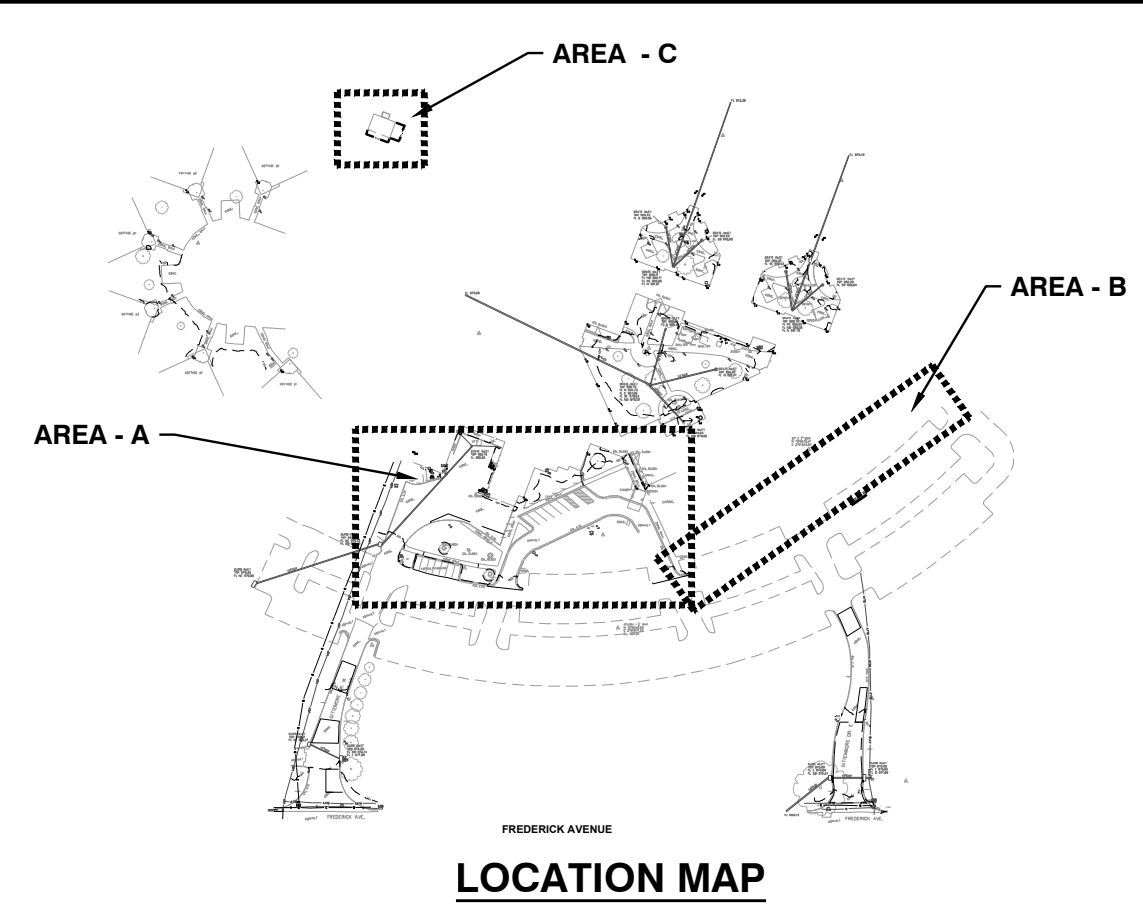
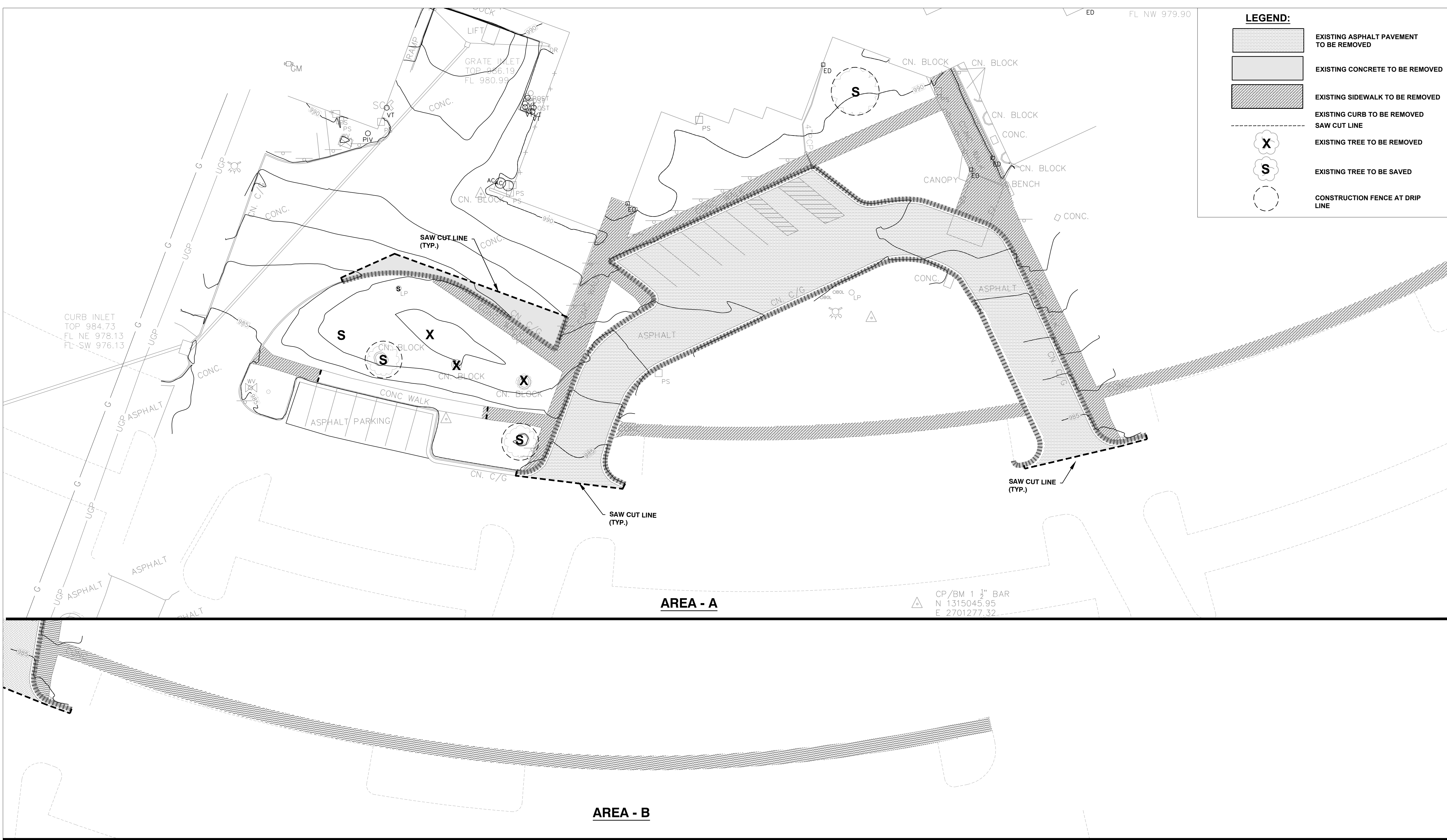
M2404-01_7353_6517353025_C-401
CAD DWG FILE:
DRAWN BY: RD
CHECKED BY: GU
DESIGNED BY: RB

SHEET TITLE:
**SITE
DEMOLITION
PLAN**

SHEET NUMBER:
C-401

LEGEND:

-  EXISTING ASPHALT PAVEMENT TO BE REMOVED
-  EXISTING CONCRETE TO BE REMOVED
-  EXISTING SIDEWALK TO BE REMOVED
-  EXISTING CURB TO BE REMOVED
SAW CUT LINE
-  EXISTING TREE TO BE REMOVED
-  EXISTING TREE TO BE SAVED
-  CONSTRUCTION FENCE AT DRIP LINE



U:\2021\21-159\1-Working dwgs\M2404-01_7353_6517353025_C-401.dwg



License Name: SK Design Group, Inc.
Profession Name: Professional Engineering Corporation
License Number: E-1274-F

OFFICE OF ADMINISTRATION
DIVISION OF FACILITIES
MANAGEMENT,
DESIGN AND CONSTRUCTION

DEPARTMENT OF
MENTAL HEALTH

REPAIR / REPLACE
PAVEMENT
INFRASTRUCTURE
NORTHWEST PSYCHIATRIC
REHABILITATION CENTER

3505 FREDERICK AVE.
ST JOSEPH, MISSOURI 64506

PROJECT # M2404-01
SITE # 7353
ASSET # 6517353025

REVISION: _____
DATE: _____
REVISION: _____
DATE: _____
REVISION: _____
DATE: _____

ISSUE DATE: 03/18/2024

M2404-01_7353_6517353025_C-501
CAD DWG FILE:
DRAWN BY: RD
CHECKED BY: GU
DESIGNED BY: RB

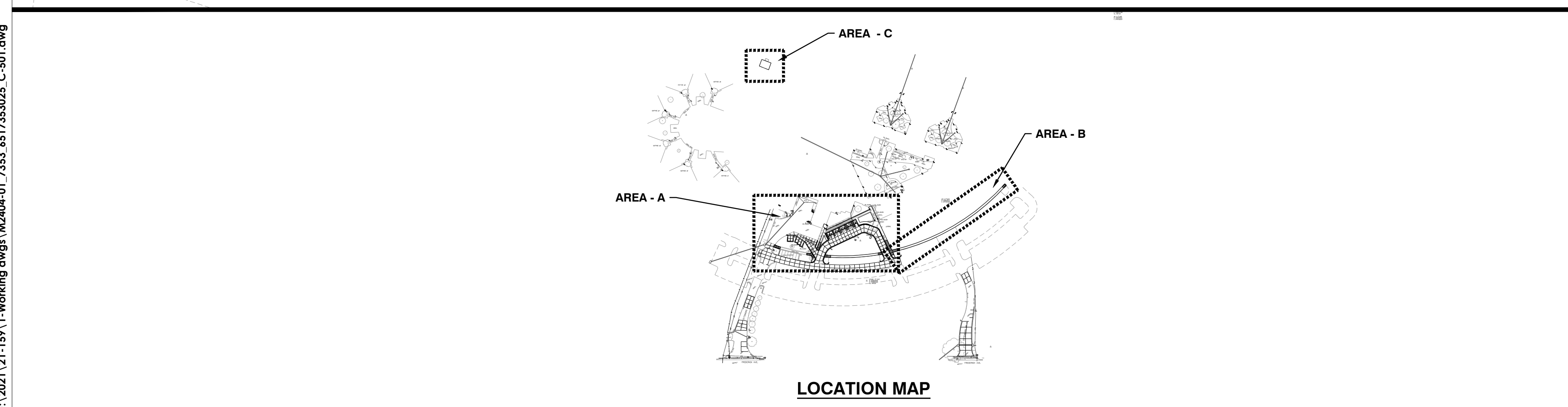
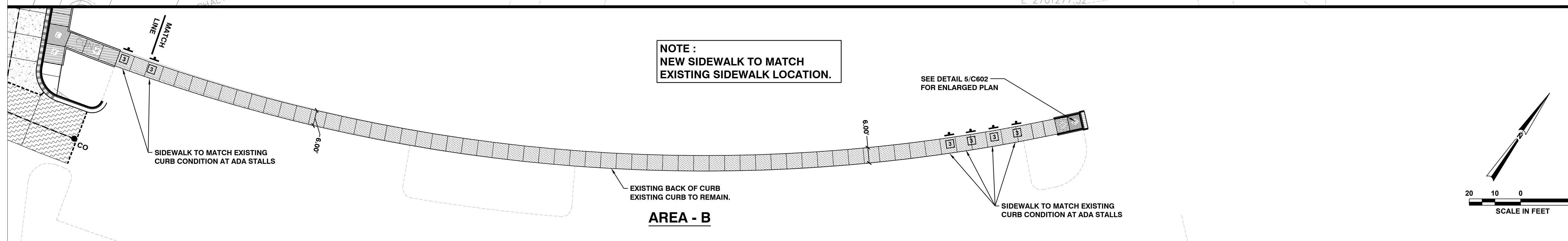
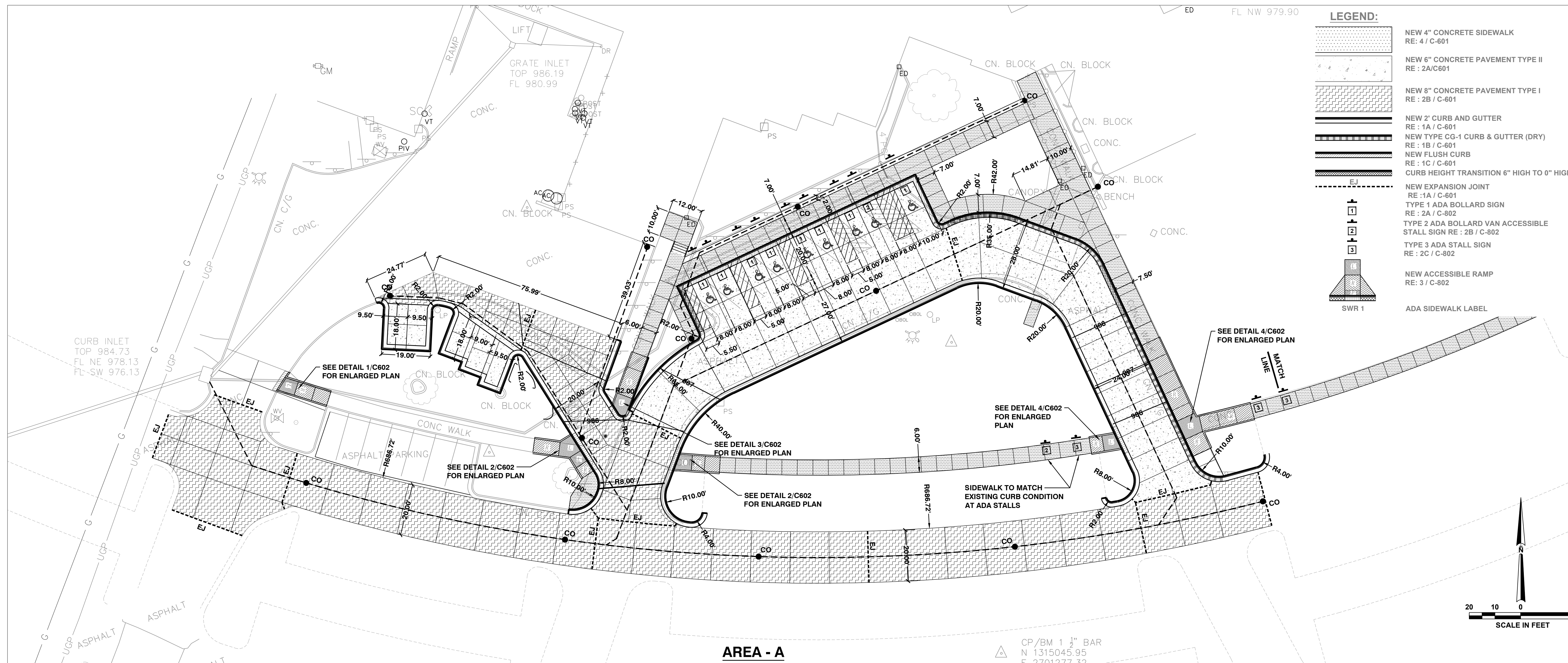
SHEET TITLE:

**SITE
DIMENSION
PLAN - 1**

SHEET NUMBER:

C-501

8 OF 36 SHEETS
03/18/2024



U:\2021\21-159\1-Working dwgs\M2404-01_7353_6517353025_C-501.dwg



License Name: SK Design Group, Inc.
Profession Name: Professional Engineering Corporation
License Number: E-1274-F

OFFICE OF ADMINISTRATION
DIVISION OF FACILITIES
MANAGEMENT,
DESIGN AND CONSTRUCTION

DEPARTMENT OF
MENTAL HEALTH

REPAIR / REPLACE
PAVEMENT
INFRASTRUCTURE
NORTHWEST PSYCHIATRIC
REHABILITATION CENTER

3505 FREDERICK AVE.
ST JOSEPH, MISSOURI 64506

PROJECT # M2404-01
SITE # 7353
ASSET # 6517353025

REVISION: _____
DATE: _____
REVISION: _____
DATE: _____
REVISION: _____
DATE: _____

ISSUE DATE: 03/18/2024

M2404-01_7353_6517353025_C-502
CAD DWG FILE:
DRAWN BY: RD
CHECKED BY: GU
DESIGNED BY: RB



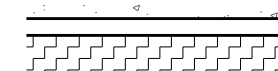




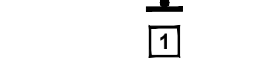
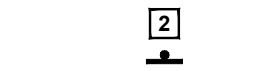
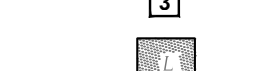

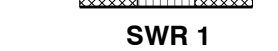

SHEET TITLE:
SITE DIMENSION PLAN
ENLARGED VIEW- EAST
AND WEST MAIN DRIVE
& TEMP SIDEWALKS

SHEET NUMBER:

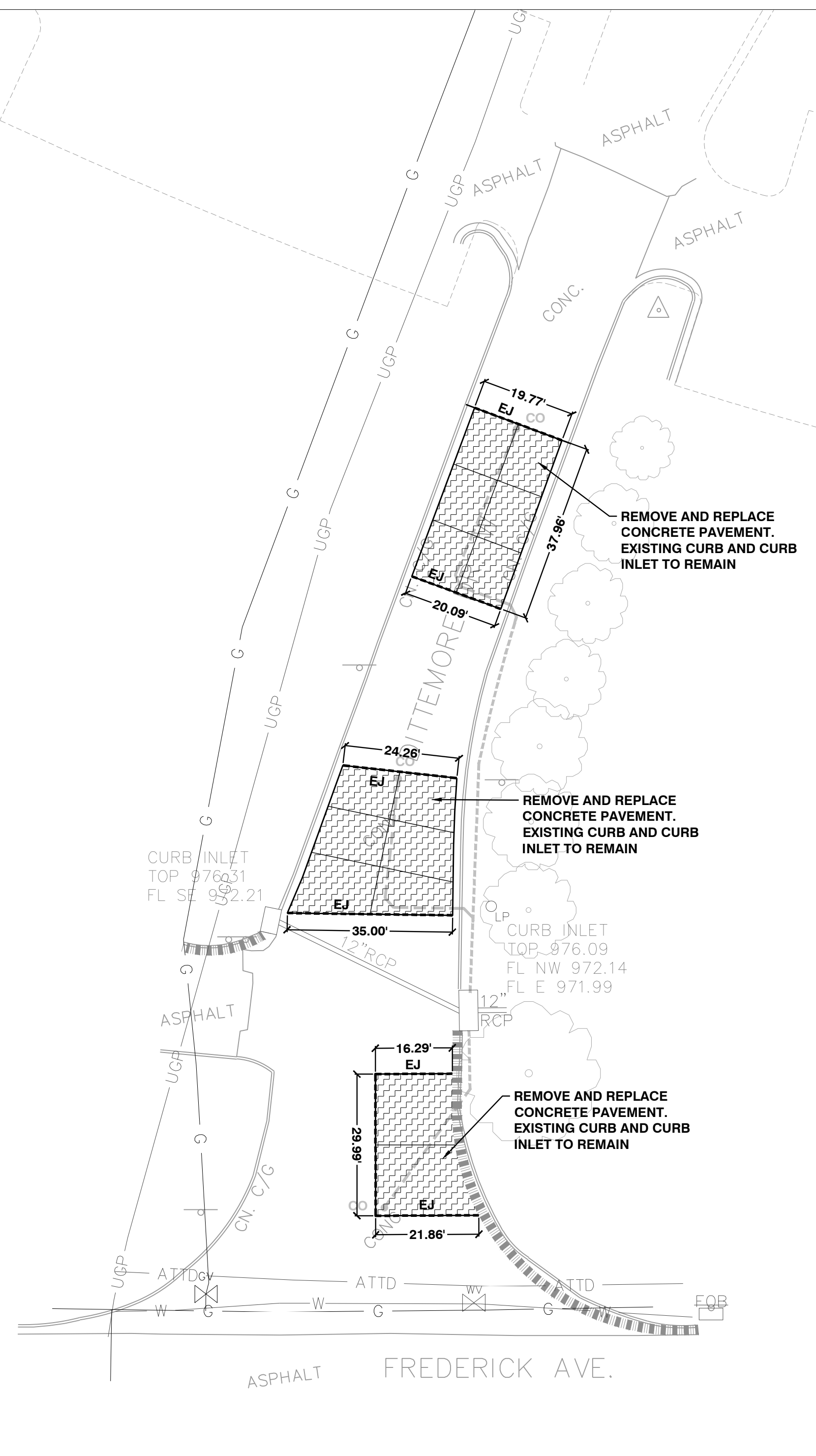
C-502

9 OF 36 SHEETS
03/18/2024

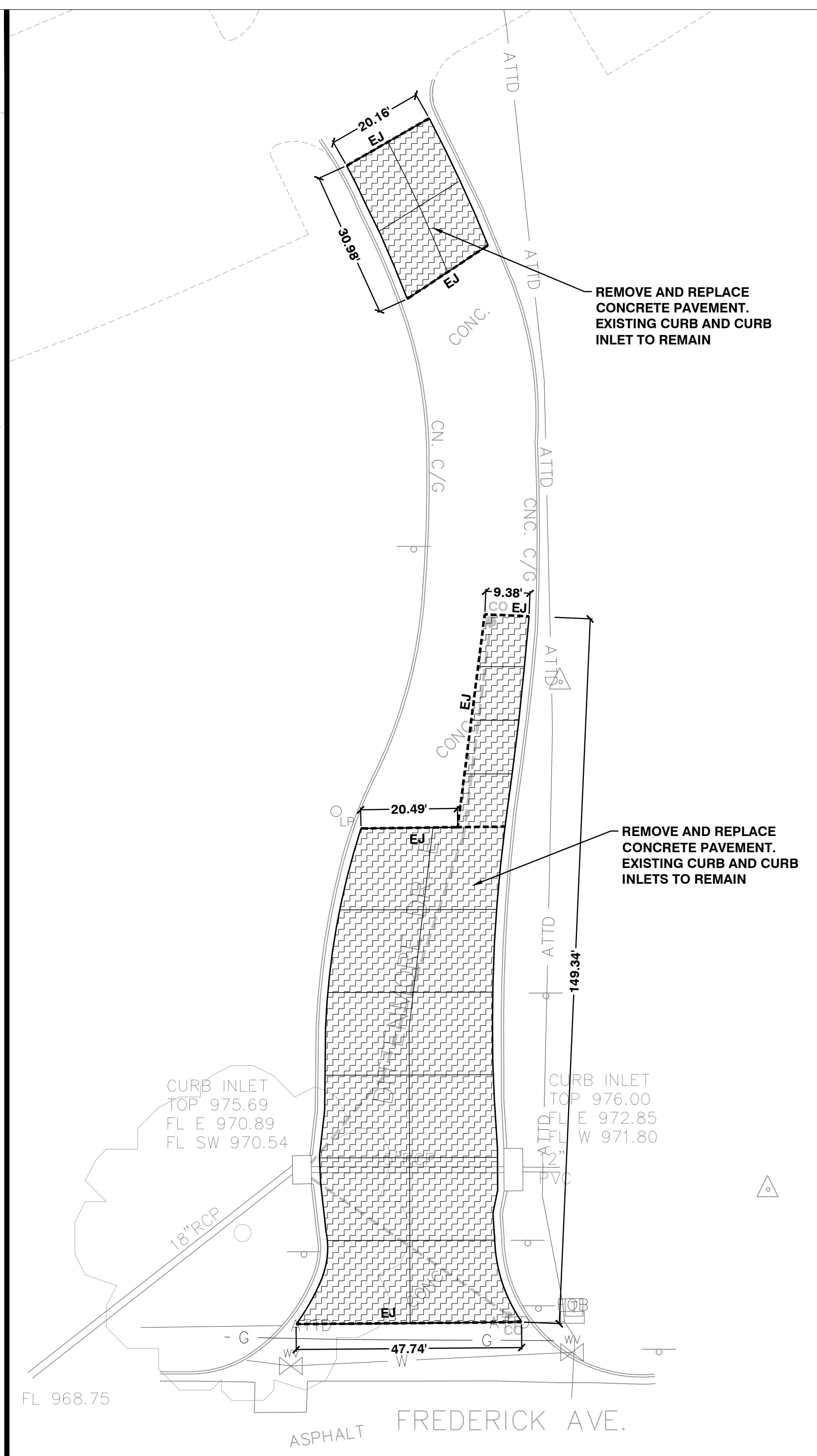
LEGEND:

-  NEW 4" CONCRETE SIDEWALK
RE : 4 / C-601
-  NEW 6" CONCRETE PAVEMENT TYPE II
RE : 2A/C601
-  NEW 8" CONCRETE PAVEMENT TYPE I
RE : 2B / C-601
-  NEW 2" CURB AND GUTTER
RE : 1A / C-601
-  NEW TYPE CG-1 CURB & GUTTER (DRY)
RE : 1B / C-601
-  NEW FLUSH CURB
RE : 1C / C-601
-  CURB HEIGHT TRANSITION 6" HIGH TO 0" HIGH
-  NEW EXPANSION JOINT
RE : 1A / C-601
-  TYPE 1 ADA BOLLARD SIGN
RE : 2A / C-802
-  TYPE 2 ADA BOLLARD VAN ACCESSIBLE
STALL SIGN RE : 2B / C-802
-  TYPE 3 ADA STALL SIGN
RE : 2C / C-802
-  NEW ACCESSIBLE RAMP
RE : 3 / C-802
-  ADA SIDEWALK LABEL

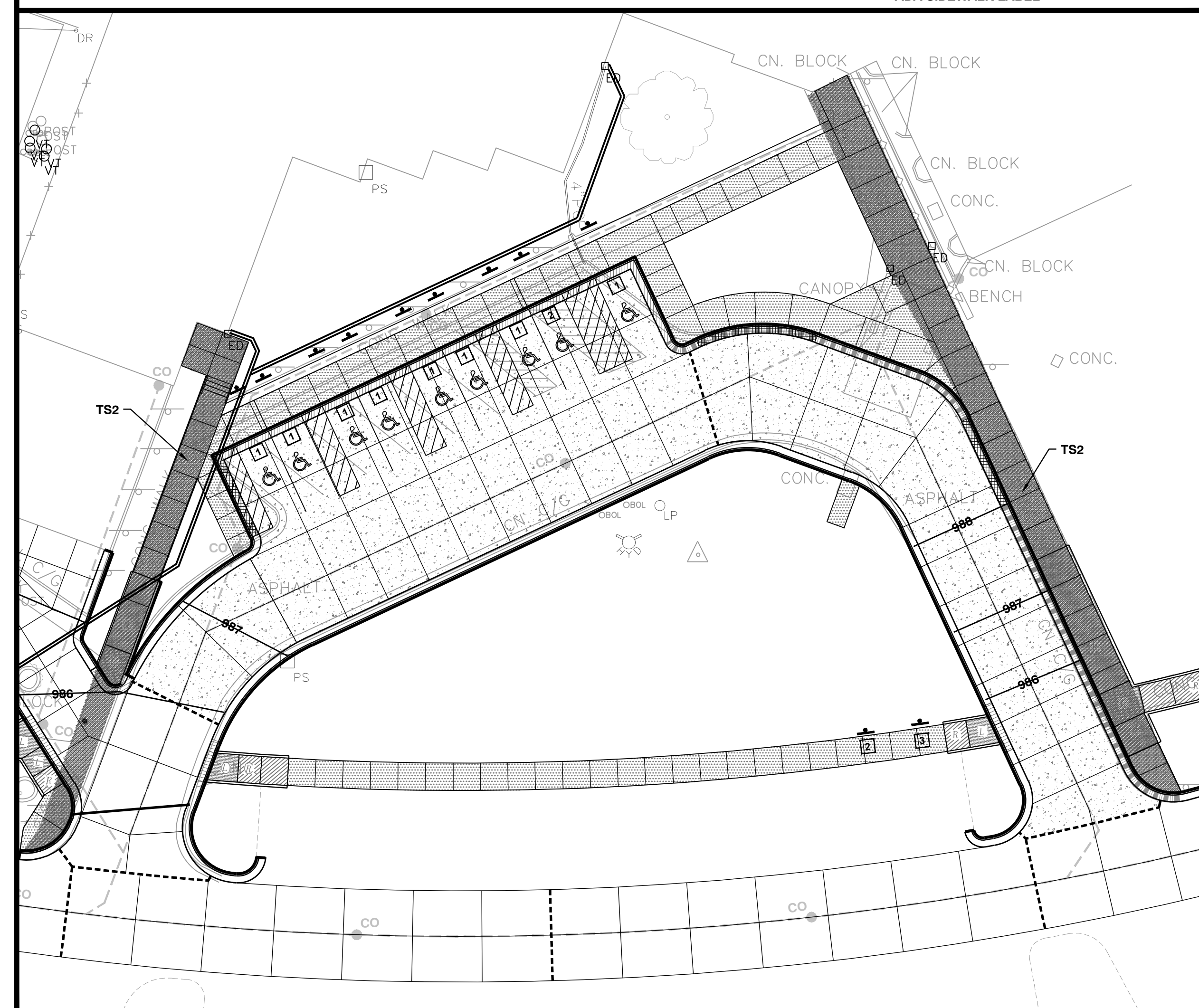
SWR 1



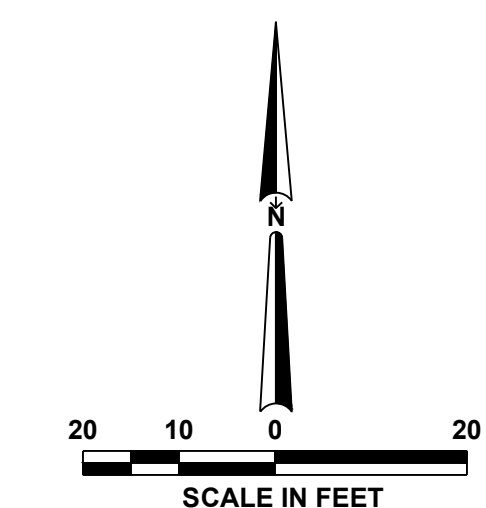
WEST DITTEMORE DRIVEWAY
ONE EXISTING DRIVEWAY TO
BE OPEN AT ALL TIMES

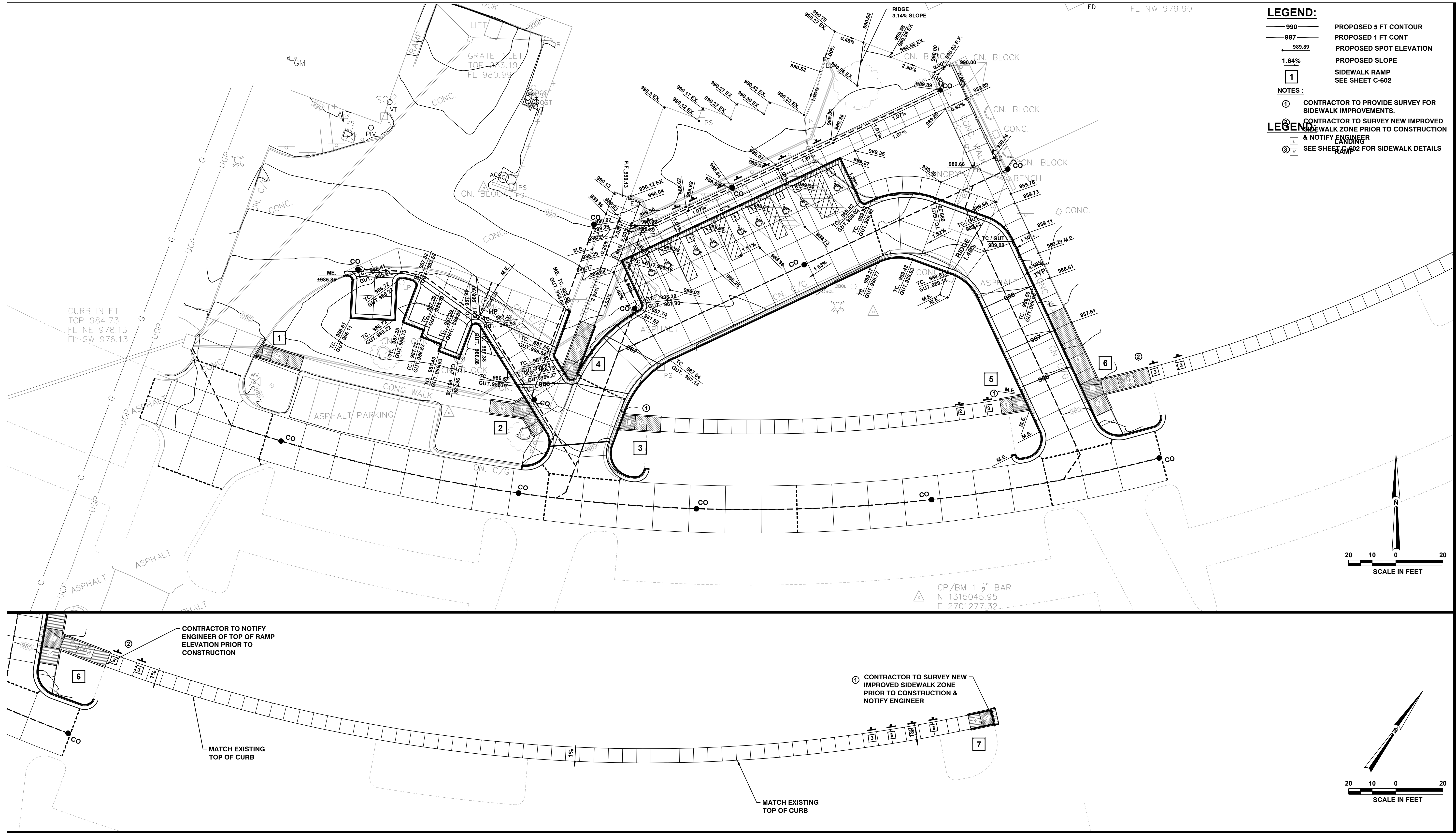


EAST DITTEMORE DRIVEWAY
ONE EXISTING DRIVEWAY TO
BE OPEN AT ALL TIMES

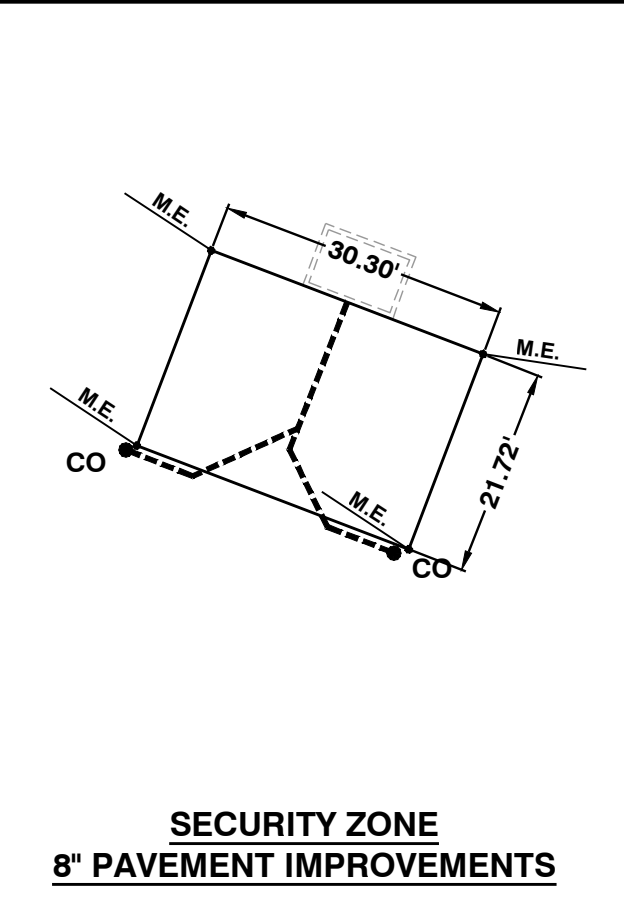
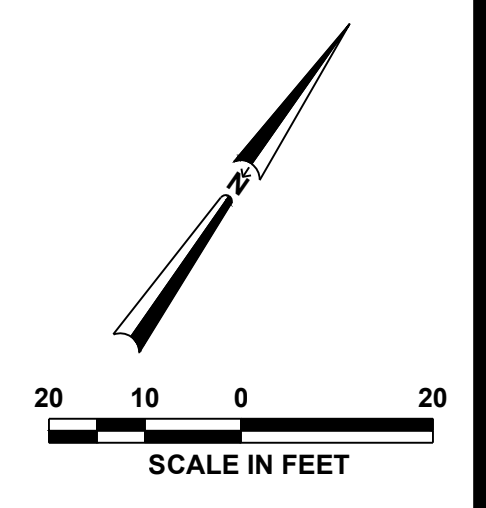
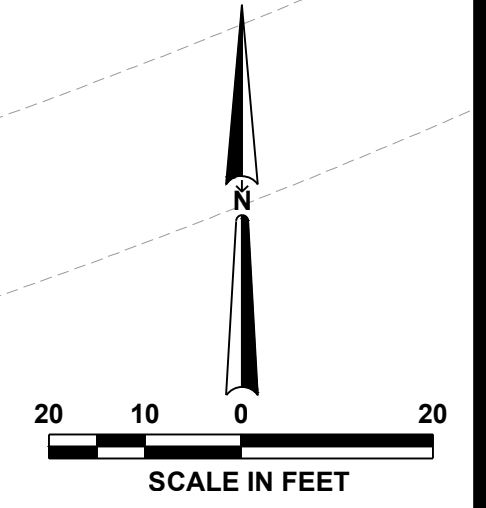


TEMPORARY SIDEWALK ZONE
(TS2) RE : 4/C801





- LEGEND:**
- 990 PROPOSED 5 FT CONTOUR
 - 987 PROPOSED 1 FT CONTOUR
 - 989.89 PROPOSED SPOT ELEVATION
 - 1.64% PROPOSED SLOPE
 - 1 SIDEWALK RAMP SEE SHEET C-602
- NOTES:**
- 1 CONTRACTOR TO PROVIDE SURVEY FOR SIDEWALK IMPROVEMENTS.
 - 2 CONTRACTOR TO SURVEY NEW IMPROVED SIDEWALK ZONE PRIOR TO CONSTRUCTION & NOTIFY ENGINEER
 - 3 SEE SHEET C-602 FOR SIDEWALK DETAILS
- LEGEND:**
- 1 LANDING
 - 2 RAMP



STATE OF MISSOURI
MICHAEL L. PARSON,
GOVERNOR



SK
SK Design Group, Inc.
Civil Engineers
4600 College Blvd., Suite 100
Overland Park, KS 66211
(913)-451-1818
fax (913)-451-7599
www.skdg.com

License Name: SK Design Group, Inc.
Profession Name: Professional Engineering Corporation
License Number: E-1274-F

OFFICE OF ADMINISTRATION
DIVISION OF FACILITIES
MANAGEMENT,
DESIGN AND CONSTRUCTION

DEPARTMENT OF
MENTAL HEALTH

REPAIR / REPLACE
PAVEMENT
INFRASTRUCTURE
NORTHWEST PSYCHIATRIC
REHABILITATION CENTER

3505 FREDERICK AVE.
ST JOSEPH, MISSOURI 64506

PROJECT # M2404-01
SITE # 7353
ASSET # 6517353025

REVISION: _____
DATE: _____
REVISION: _____
DATE: _____
REVISION: _____
DATE: _____

ISSUE DATE: 03/18/2024

M2404-01_7353_6517353025_C-601
CAD DWG FILE:
DRAWN BY: RD
CHECKED BY: GU
DESIGNED BY: RB

SHEET TITLE:
**SITE GRADING
PLAN - 1**

SHEET NUMBER:

C-601

10 OF 36 SHEETS
03/18/2024

U:\2021\21-159\1-Working dwgs\M2404-01_7353_6517353025_C-601.dwg



License Name: SK Design Group, Inc.
Profession Name: Professional Engineering Corporation
License Number: E-1274-F

OFFICE OF ADMINISTRATION
DIVISION OF FACILITIES
MANAGEMENT,
DESIGN AND CONSTRUCTION

DEPARTMENT OF
MENTAL HEALTH

REPAIR / REPLACE
PAVEMENT
INFRASTRUCTURE
NORTHWEST PSYCHIATRIC
REHABILITATION CENTER

3505 FREDERICK AVE.
ST JOSEPH, MISSOURI 64506

PROJECT # M2404-01
SITE # 7353
ASSET # 6517353025

REVISION: _____
DATE: _____
REVISION: _____
DATE: _____
REVISION: _____
DATE: _____

ISSUE DATE: 03/18/2024

M2404-01_7353_6517353025_C-602
CAD DWG FILE:
DRAWN BY: RD
CHECKED BY: GU
DESIGNED BY: RB

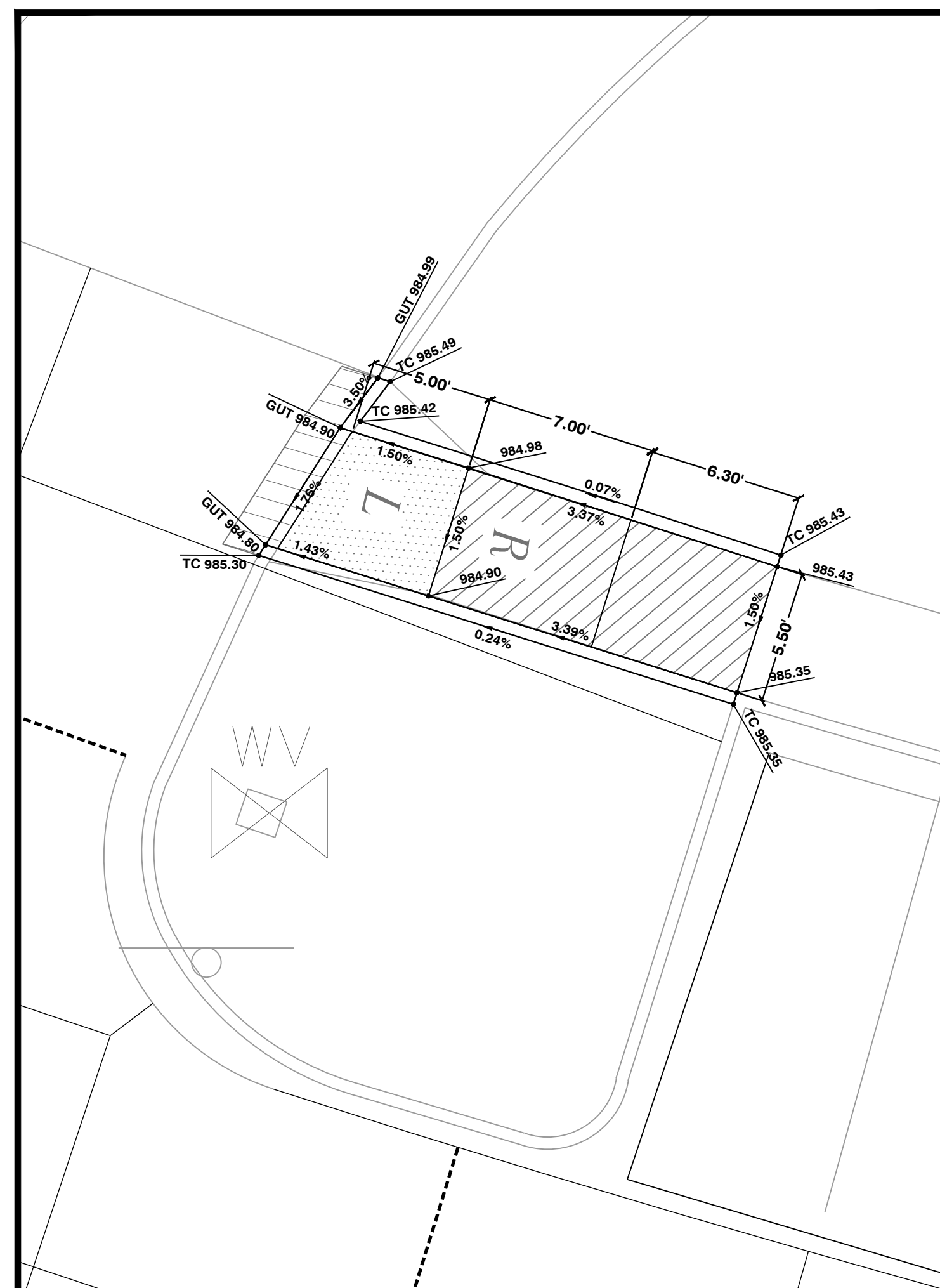
SHEET TITLE:
**SITE
ENLARGED
GRADING
PLAN - 2**

SHEET NUMBER:

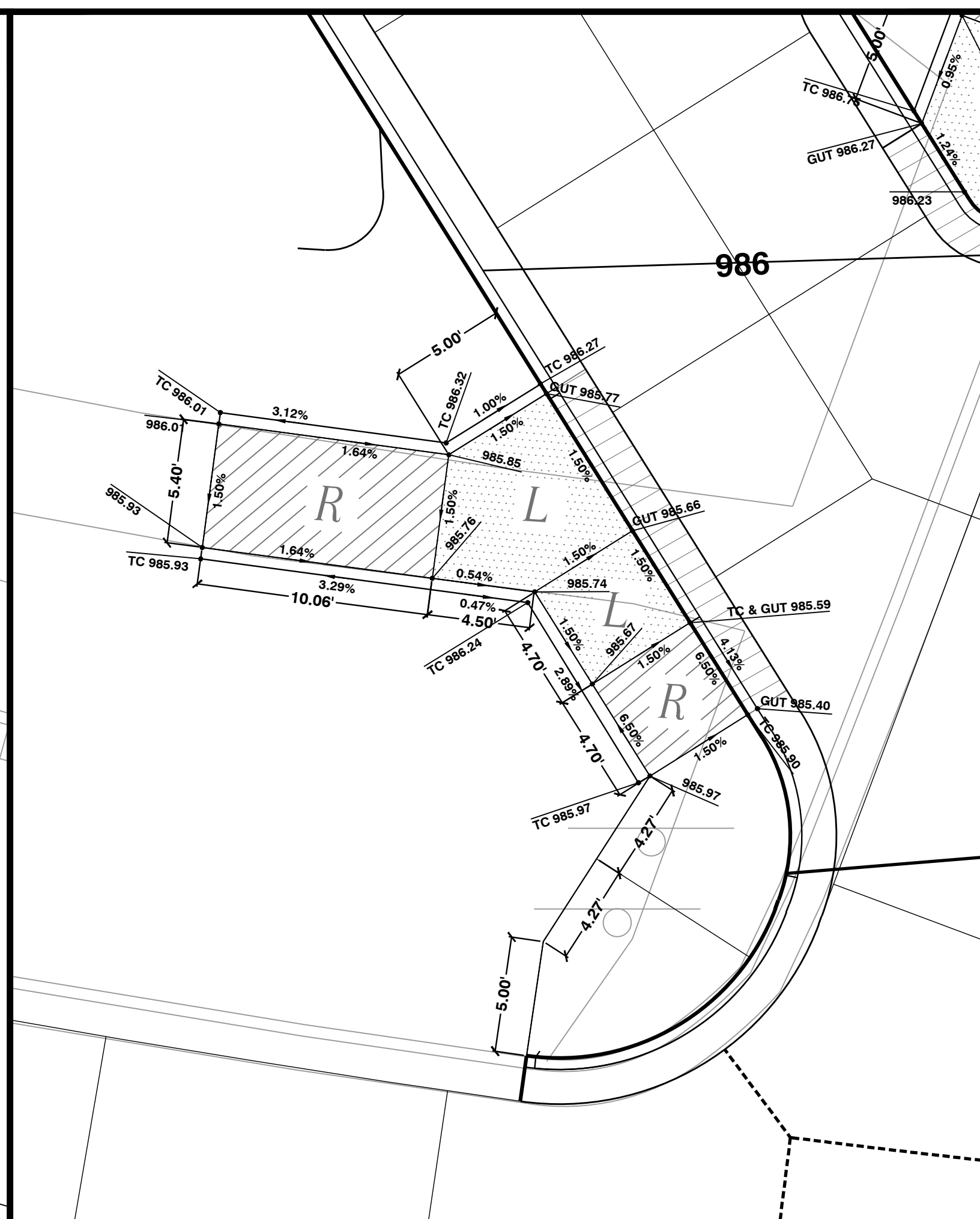
C-602

11 OF 36 SHEETS
03/18/2024

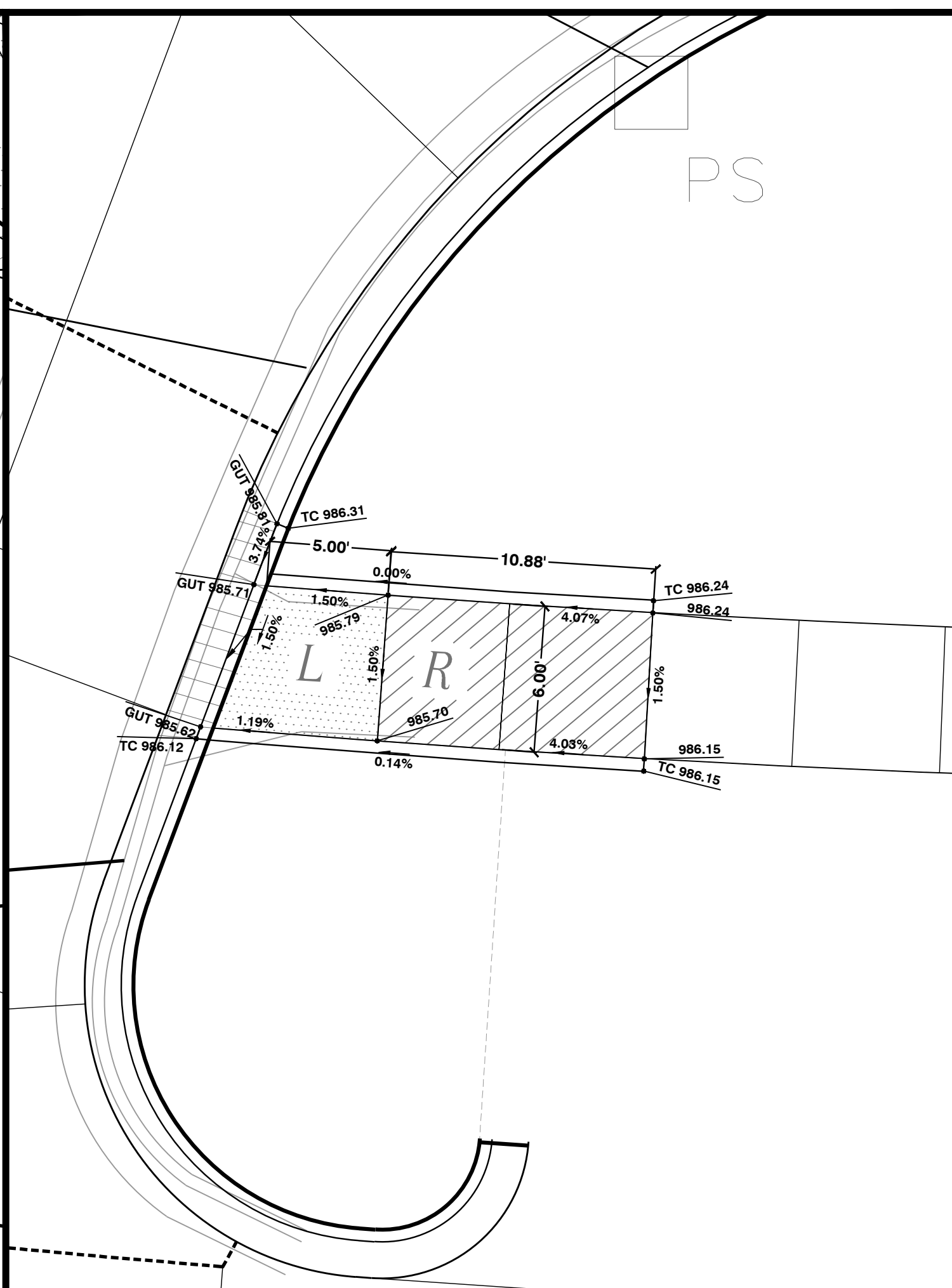
LEGEND:
 LANDING
 RAMP
 989.89 PROPOSED SPOT ELEVATION
 1.64% PROPOSED SLOPE



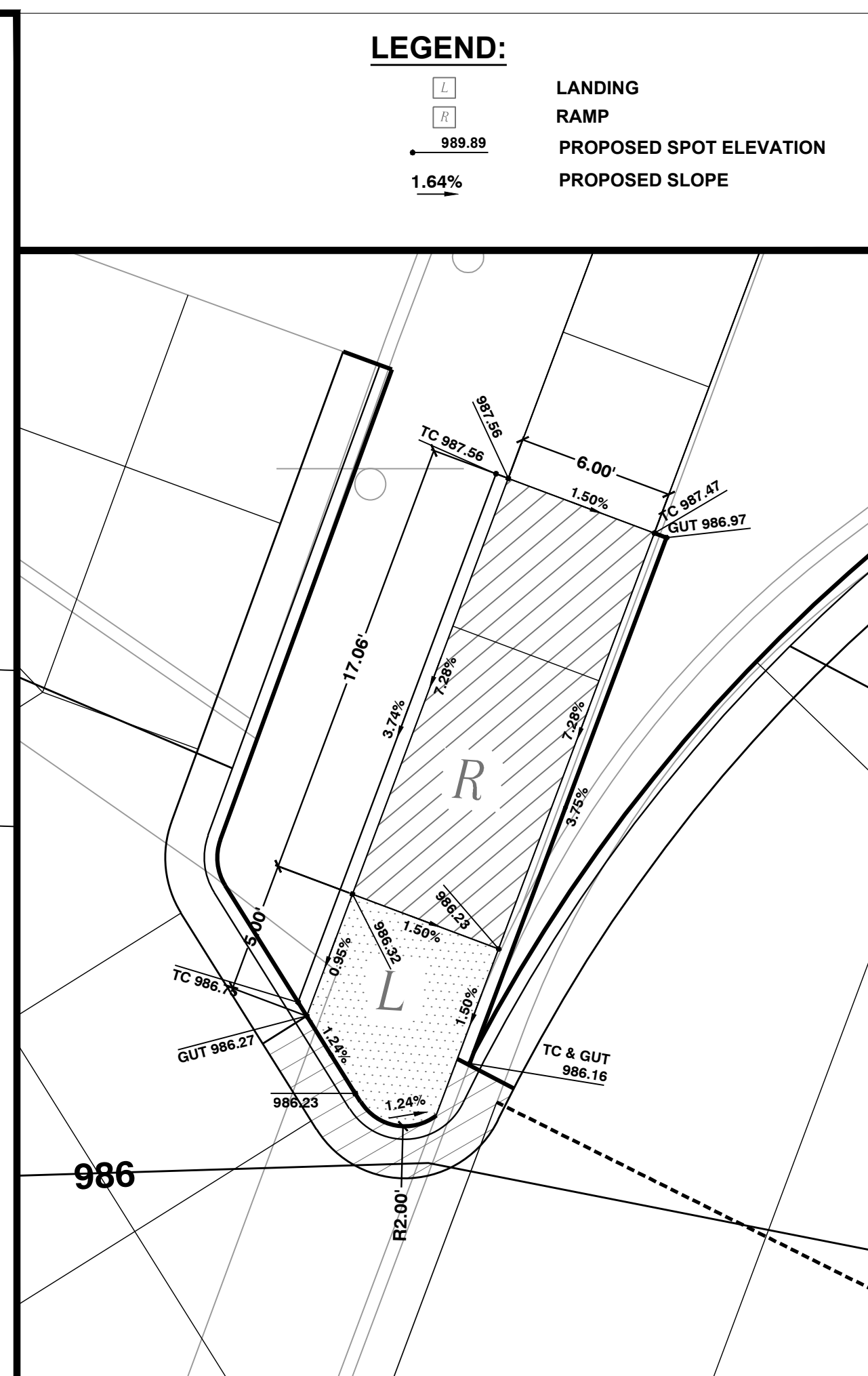
1 ADA RAMP 1
Not to Scale



2 ADA RAMP 2
Not to Scale



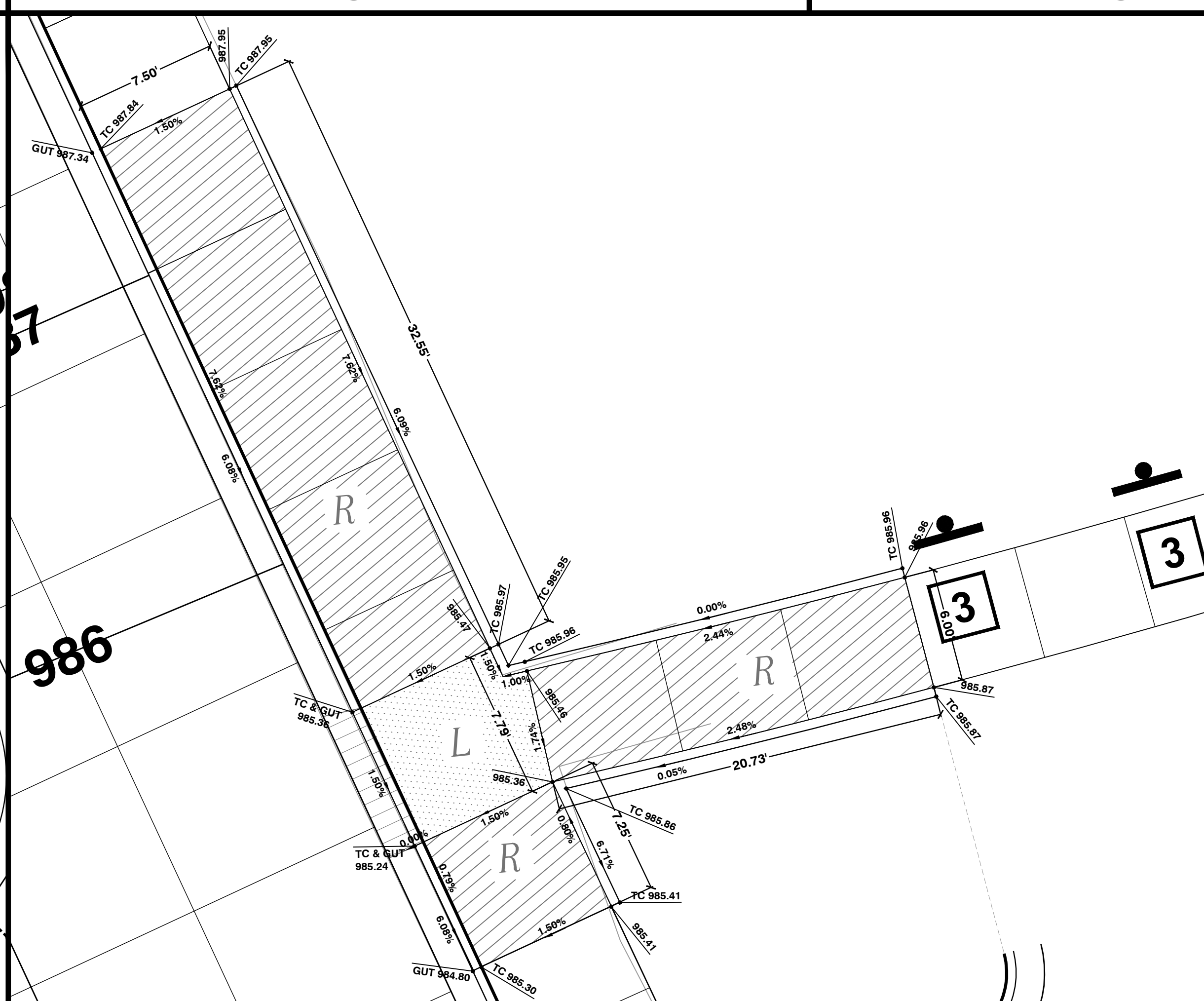
3 ADA RAMP 3
Not to Scale



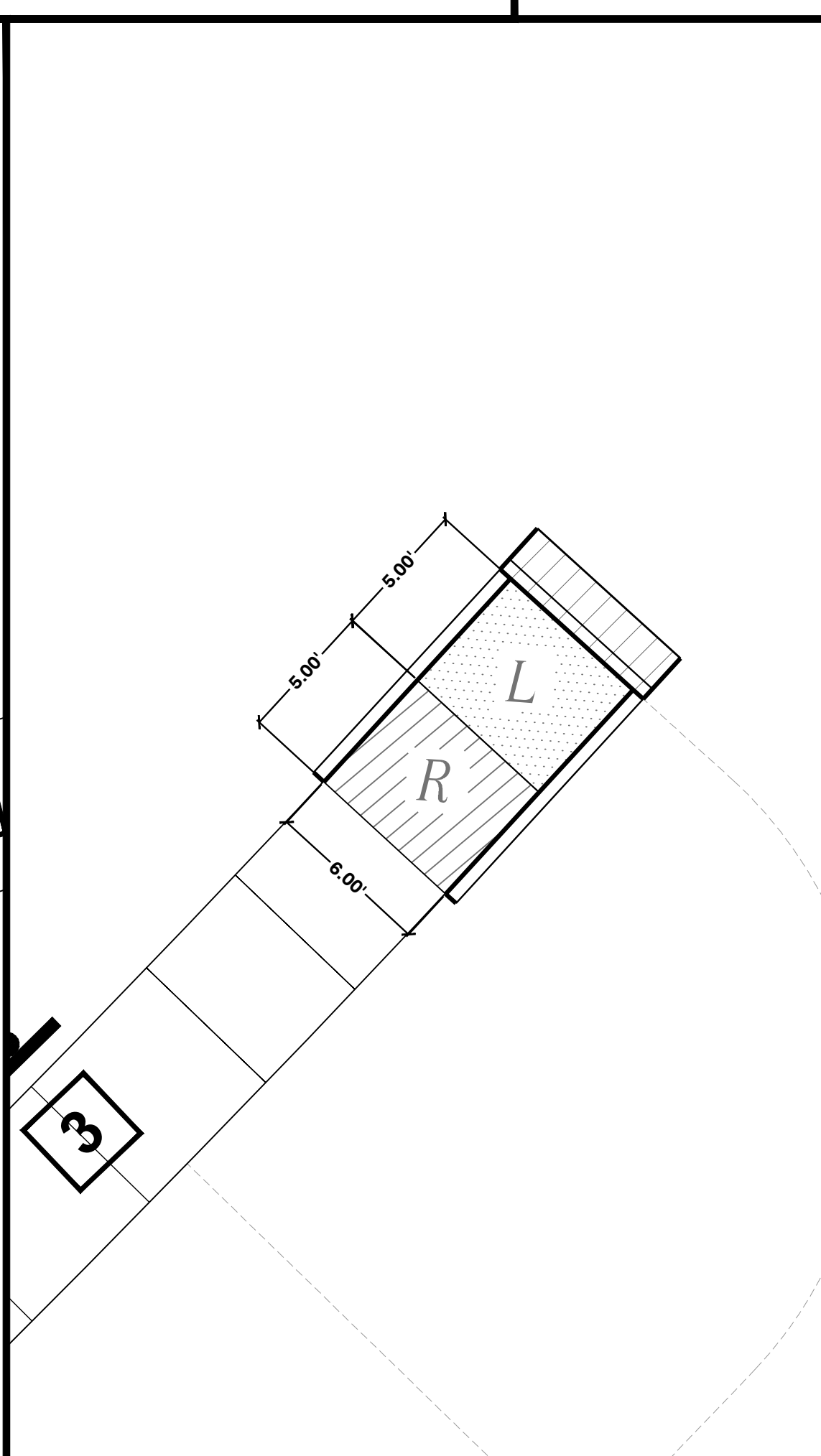
4 ADA RAMP 4
Not to Scale



5 ADA RAMP 5
Not to Scale

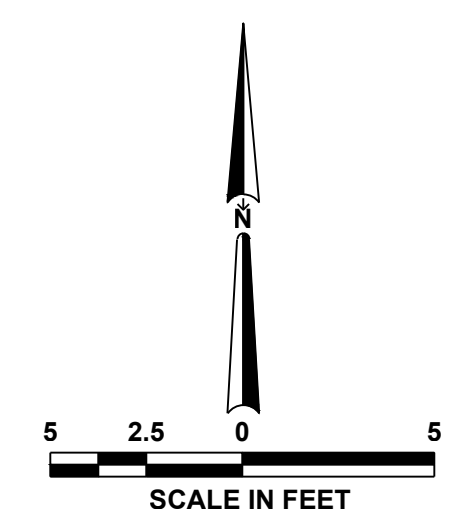


6 ADA RAMP 6
Not to Scale



7 ADA RAMP 7
Not to Scale

SEE SHEET C-601
FOR LOCATION



U:\2021\21-159\1-Working dwgs\M2404-01_7353_6517353025_C-602.dwg



License Name: SK Design Group, Inc.
Profession Name: Professional Engineering Corporation
License Number: E-1274-F

OFFICE OF ADMINISTRATION
DIVISION OF FACILITIES
MANAGEMENT,
DESIGN AND CONSTRUCTION

DEPARTMENT OF
MENTAL HEALTH

REPAIR / REPLACE
PAVEMENT
INFRASTRUCTURE
NORTHWEST PSYCHIATRIC
REHABILITATION CENTER

3505 FREDERICK AVE.
ST JOSEPH, MISSOURI 64506

PROJECT # M2404-01
SITE # 7353
ASSET # 6517353025

REVISION: _____
DATE: _____
REVISION: _____
DATE: _____
REVISION: _____
DATE: _____

ISSUE DATE: 03/18/2024

M2404-01_7353_6517353025_C-701
CAD DWG FILE:
DRAWN BY: RD
CHECKED BY: GU
DESIGNED BY: RB

SHEET TITLE:

**SITE UTILITY
PLAN - 1**

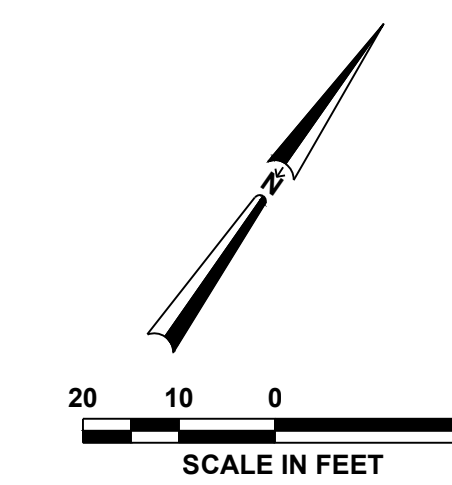
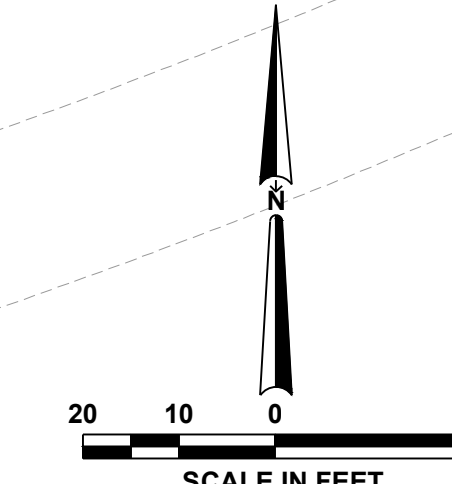
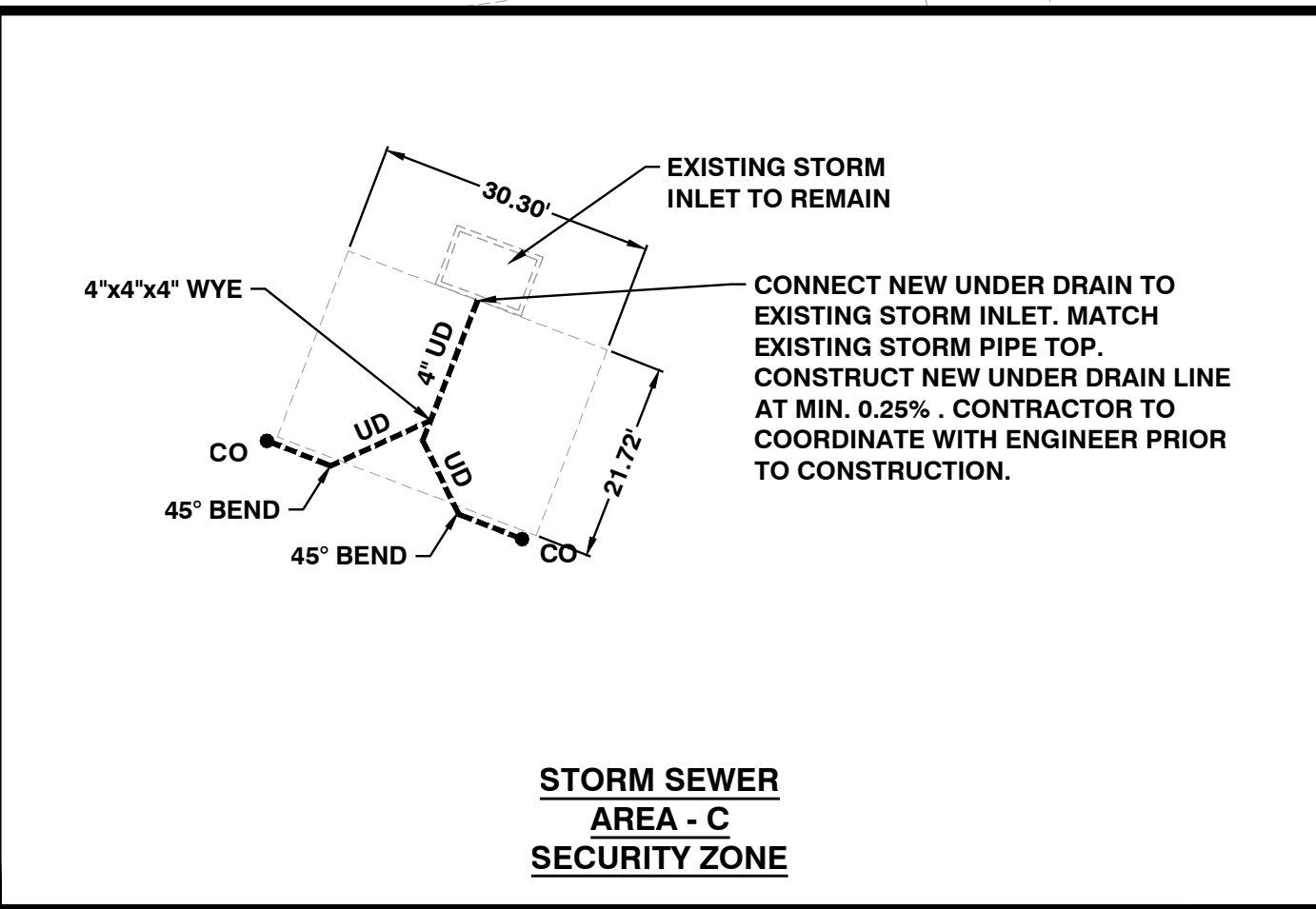
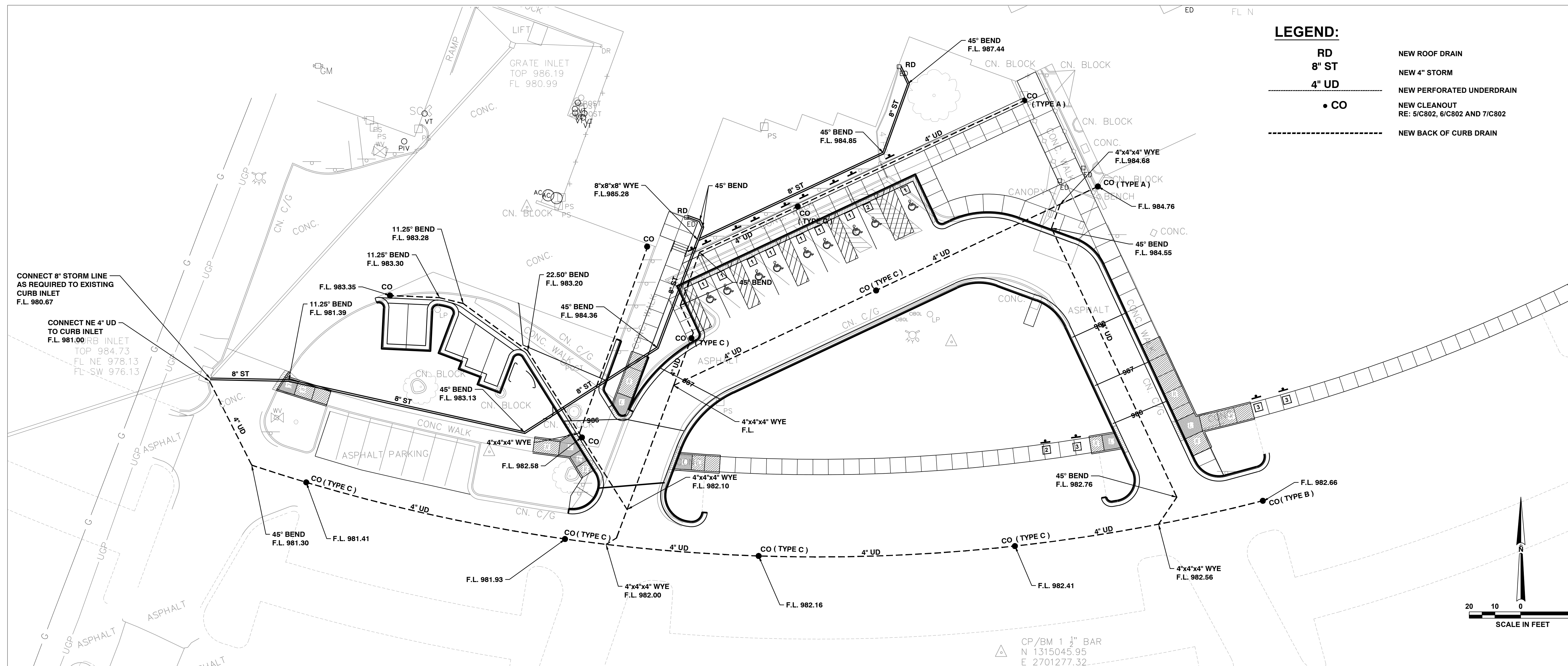
SHEET NUMBER:

C-701

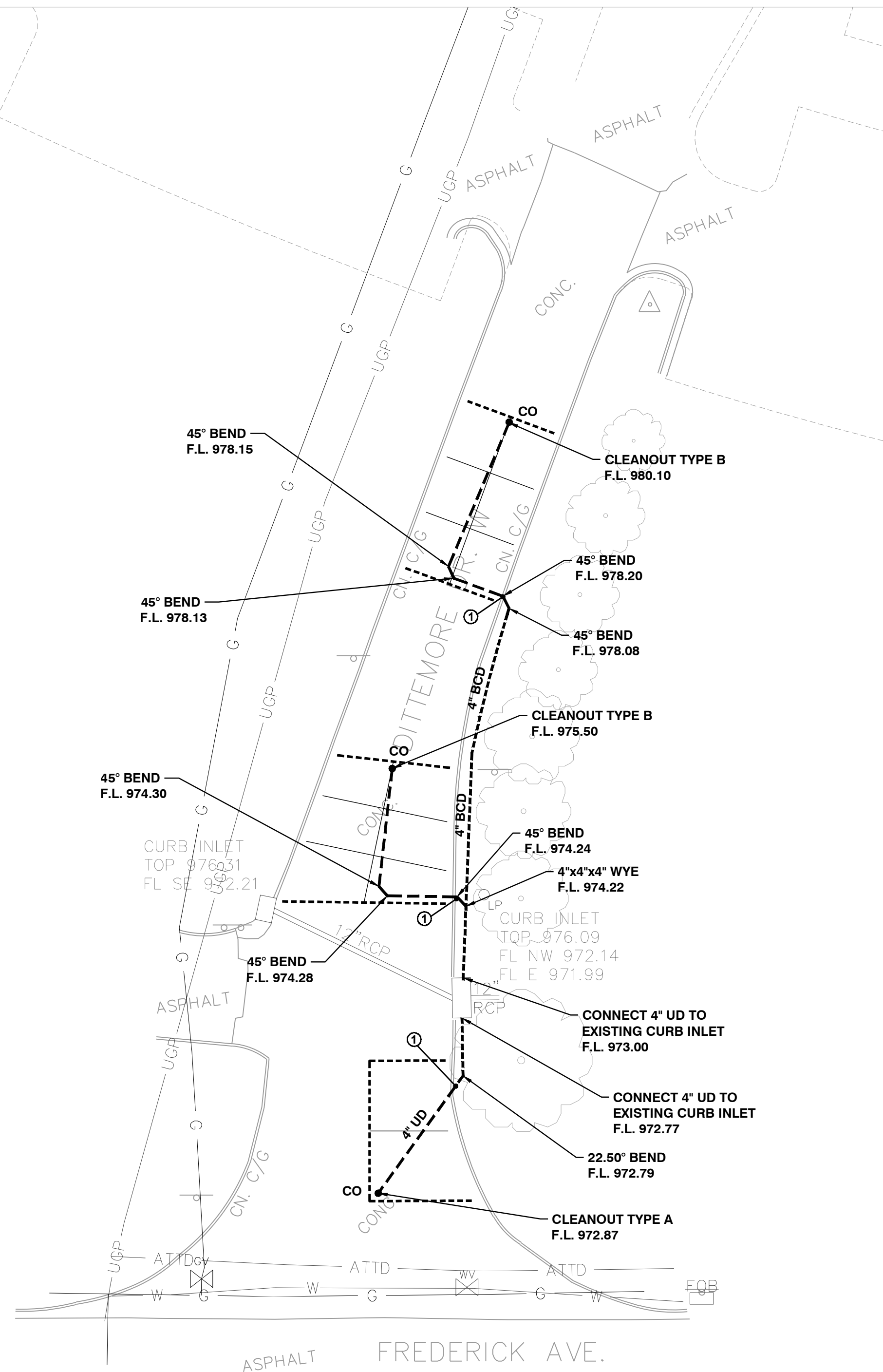
12 OF 36 SHEETS
03/18/2024

LEGEND:

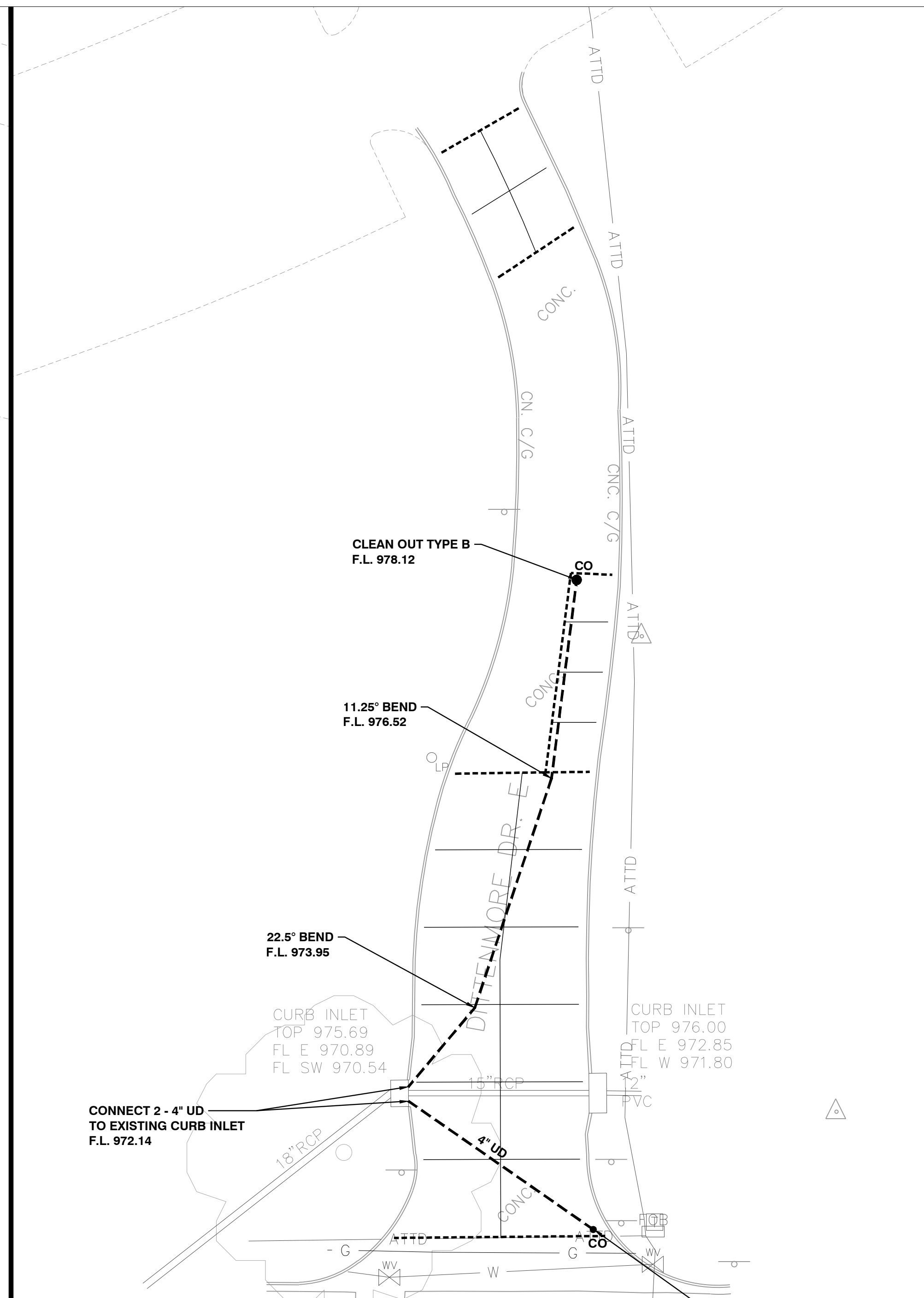
- RD NEW ROOF DRAIN
- 8" ST NEW 4" STORM
- 4" UD NEW PERFORATED UNDERDRAIN
- CO NEW CLEANOUT
RE: 5/C802, 6/C802 AND 7/C802
- NEW BACK OF CURB DRAIN



U:\2021\21-159\1-Working dwgs\1\2404-01_7353_6517353025_C-702.dwg



DITTEMORE DR. W.



DITTEMORE DR. E.

LEGEND:

- 4" UD NEW PERFORATED UNDERDRAIN
RE : 12/C-801
- CO NEW CLEANOUT
RE : 5/C802, 6/C802 AND 7/C802
- 4" BCD NEW 4" BACK OF CURB DRAIN
RE : 11/C-801

NOTES:

- ① REMOVE / REPLACE CURB AS REQUIRED FOR UNDERDRAIN PIPE CONSTRUCTION
- ② SUBGRADE TO DRAIN INTO UNDERDRAIN SEE DETAIL 12/C-801

STATE OF MISSOURI
MICHAEL L. PARSON,
GOVERNOR



SK
SK Design Group, Inc.
Civil Engineers
4600 College Blvd., Suite 100
Overland Park, KS 66211
(913)-451-1818
fax (913)-451-7599
www.skdg.com

License Name: SK Design Group, Inc.
Profession Name: Professional Engineering Corporation
License Number: E-1274-F

OFFICE OF ADMINISTRATION
DIVISION OF FACILITIES
MANAGEMENT,
DESIGN AND CONSTRUCTION

DEPARTMENT OF
MENTAL HEALTH

REPAIR / REPLACE
PAVEMENT
INFRASTRUCTURE
NORTHWEST PSYCHIATRIC
REHABILITATION CENTER

3505 FREDERICK AVE.
ST JOSEPH, MISSOURI 64506

PROJECT # M2404-01
SITE # 7353
ASSET # 6517353025

REVISION: _____
DATE: _____
REVISION: _____
DATE: _____
REVISION: _____
DATE: _____

ISSUE DATE: 03/18/2024

M2404-01_7353_6517353025_C-702
CAD DWG FILE:
DRAWN BY: RD
CHECKED BY: GU
DESIGNED BY: RB

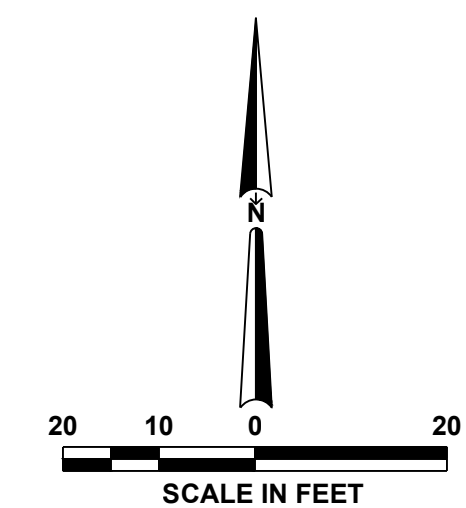
SHEET TITLE:

**SITE UTILITY
MAIN DRIVE**

SHEET NUMBER:

C-702

13 OF 36 SHEETS
03/18/2024





License Name: SK Design Group, Inc.
Professional Name: Professional Engineering Corporation
License Number: E-1274-F

OFFICE OF ADMINISTRATION
DIVISION OF FACILITIES
MANAGEMENT,
DESIGN AND CONSTRUCTION

DEPARTMENT OF
MENTAL HEALTH

REPAIR / REPLACE
PAVEMENT
INFRASTRUCTURE
NORTHWEST PSYCHIATRIC
REHABILITATION CENTER

3505 FREDERICK AVE.
ST JOSEPH, MISSOURI 64506

PROJECT # M2404-01
SITE # 7353
ASSET # 6517353025

REVISION:
DATE:
REVISION:
DATE:
REVISION:
DATE:
ISSUE DATE: 03/18/2024

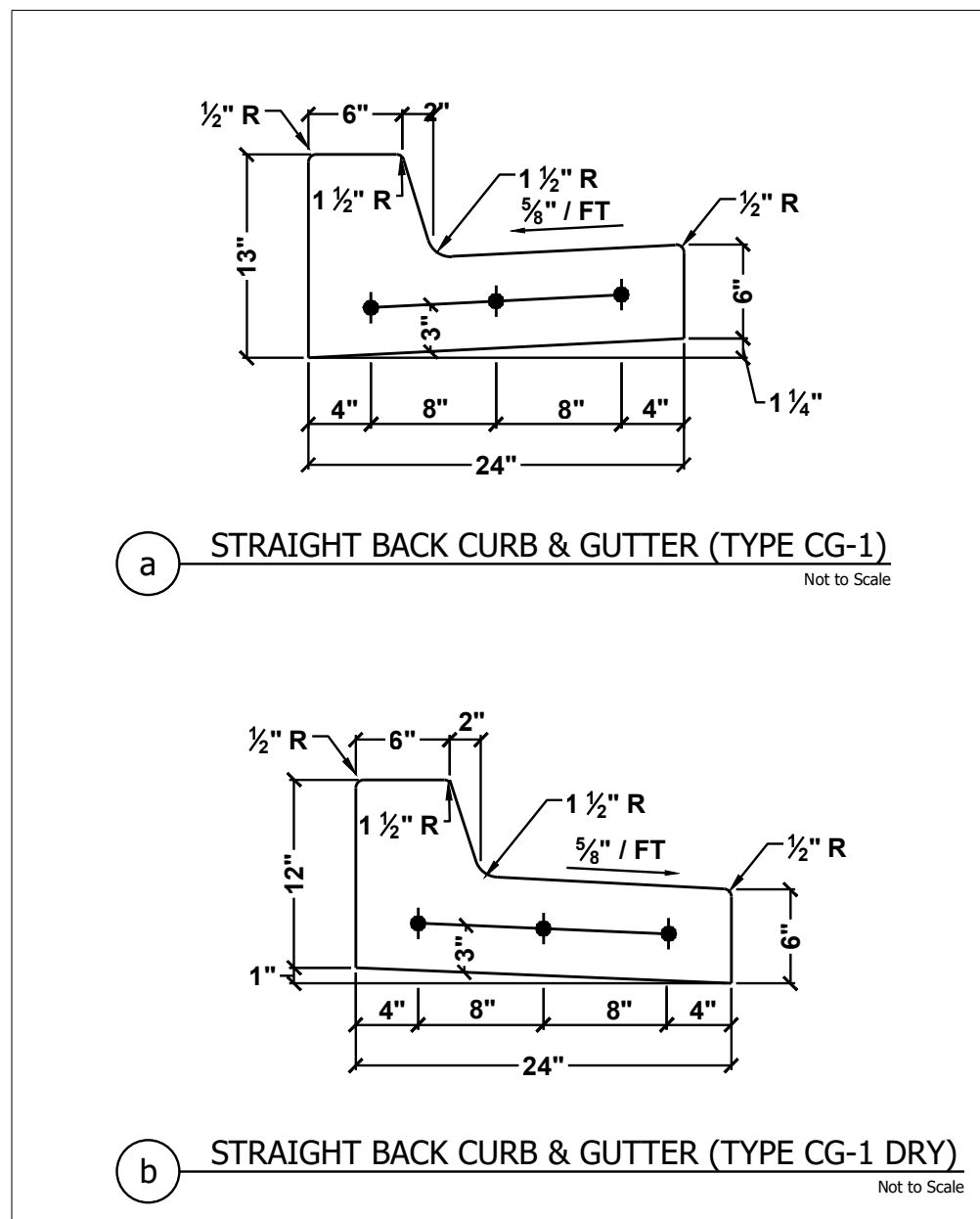
M2404-01_7353_6517353025_C-801
CAD DWG FILE:
DRAWN BY: RD
CHECKED BY: GU
DESIGNED BY: RB

SHEET TITLE:
SITE DETAIL - 1

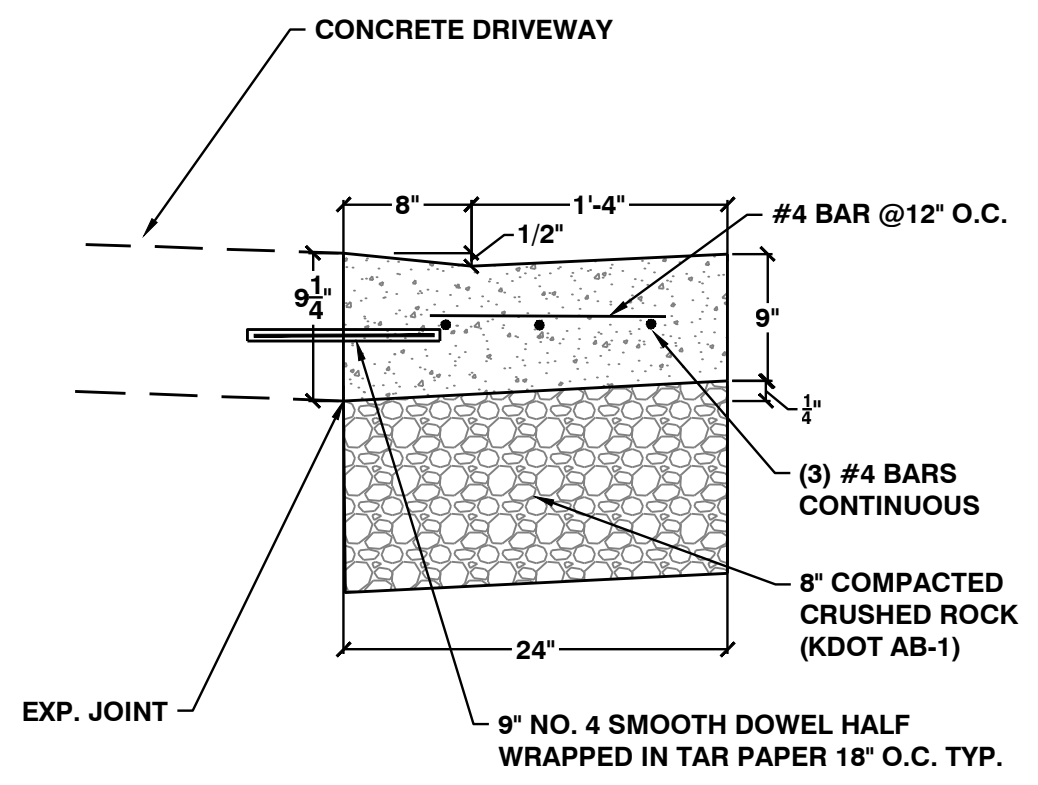
SHEET NUMBER:

C-801

14 OF 36 SHEETS
03/18/2024

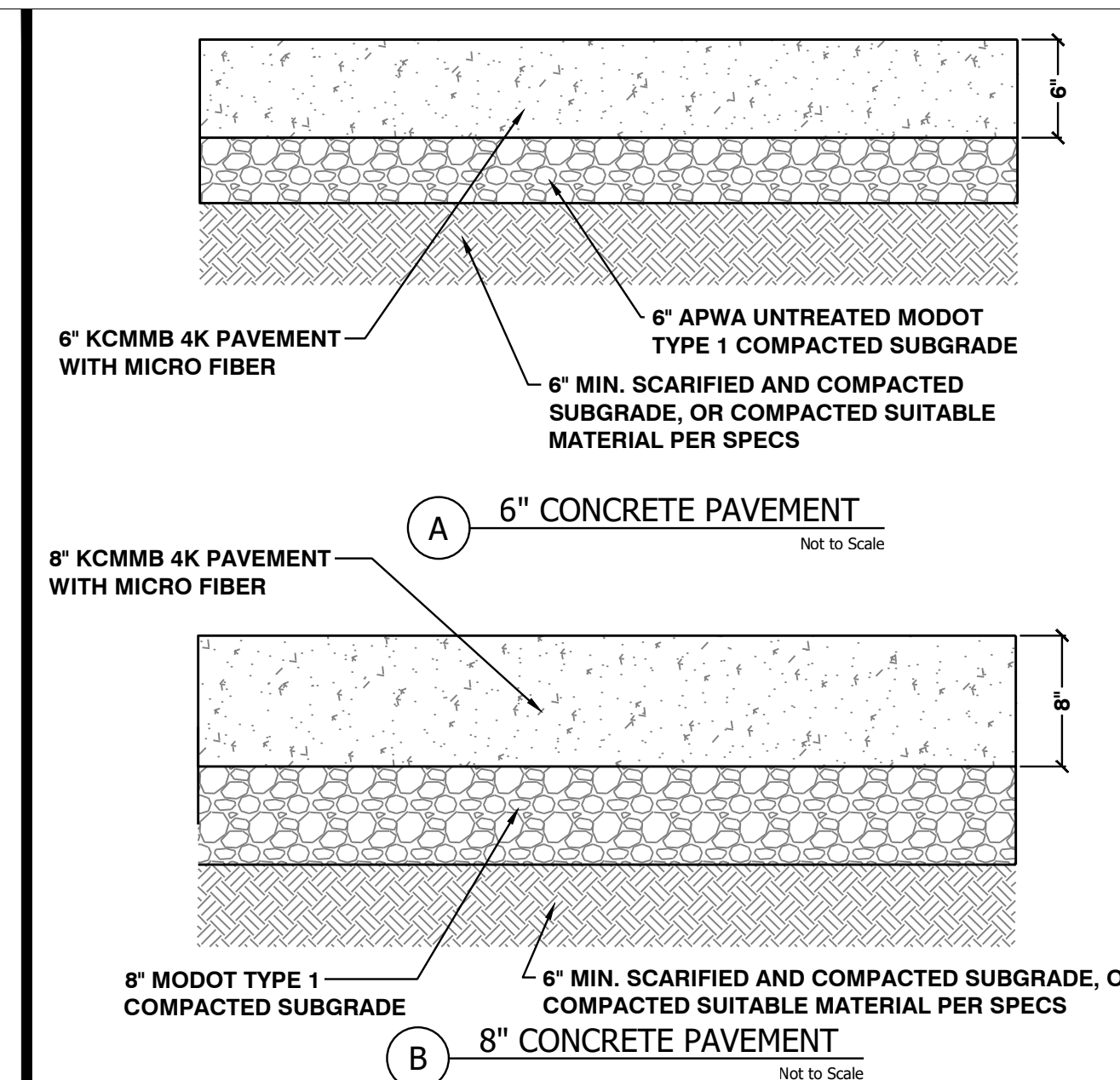


- GENERAL NOTES:**
- 3/4" ISOLATION JOINTS WITH 3/8" DIA. x 2' SMOOTH DOWELS SHALL BE PLACED AT RADIUS POINTS AND AT 150' INTERVALS. THESE DOWEL BARS SHALL BE GREASED AND WRAPPED ON ONE END WITH EXPANSION TUBES.
 - 1" DEEP CONTRACTION JOINTS SHALL BE INSTALLED AT APPROXIMATELY 10' INTERVALS. THESE JOINTS SHALL PASS ACROSS THE ENTIRE CURB SECTION.
 - FIX DOWELS WITH BAR SUPPORTS.
 - DEPTH OF CURB SHALL BE A MINIMUM OF 8" THROUGH THE HANDICAP ACCESS RAMP.
 - CONCRETE SHALL BE KCMMB 4K PER SPEC.

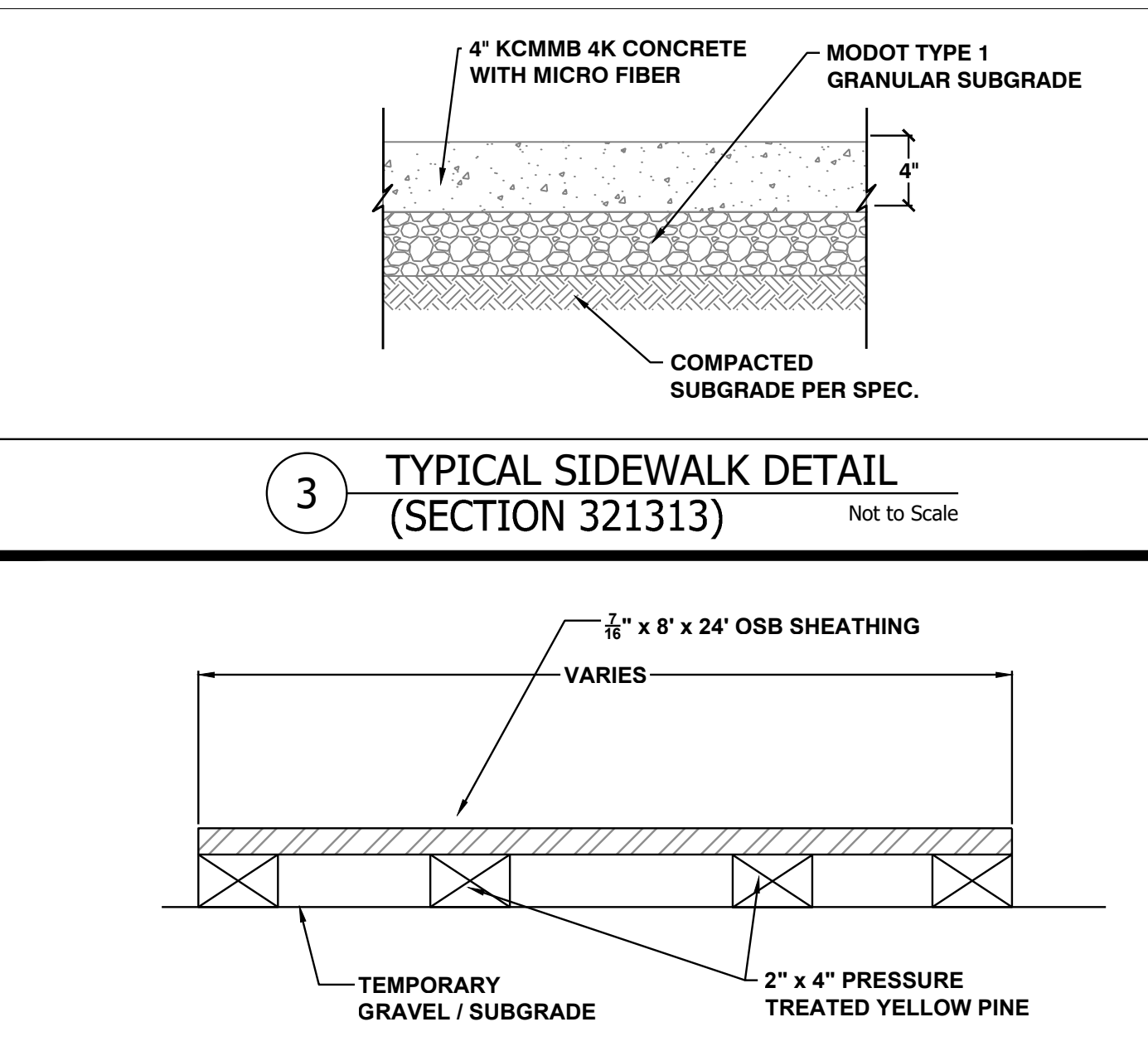


VIEWNAME
VPSCALE

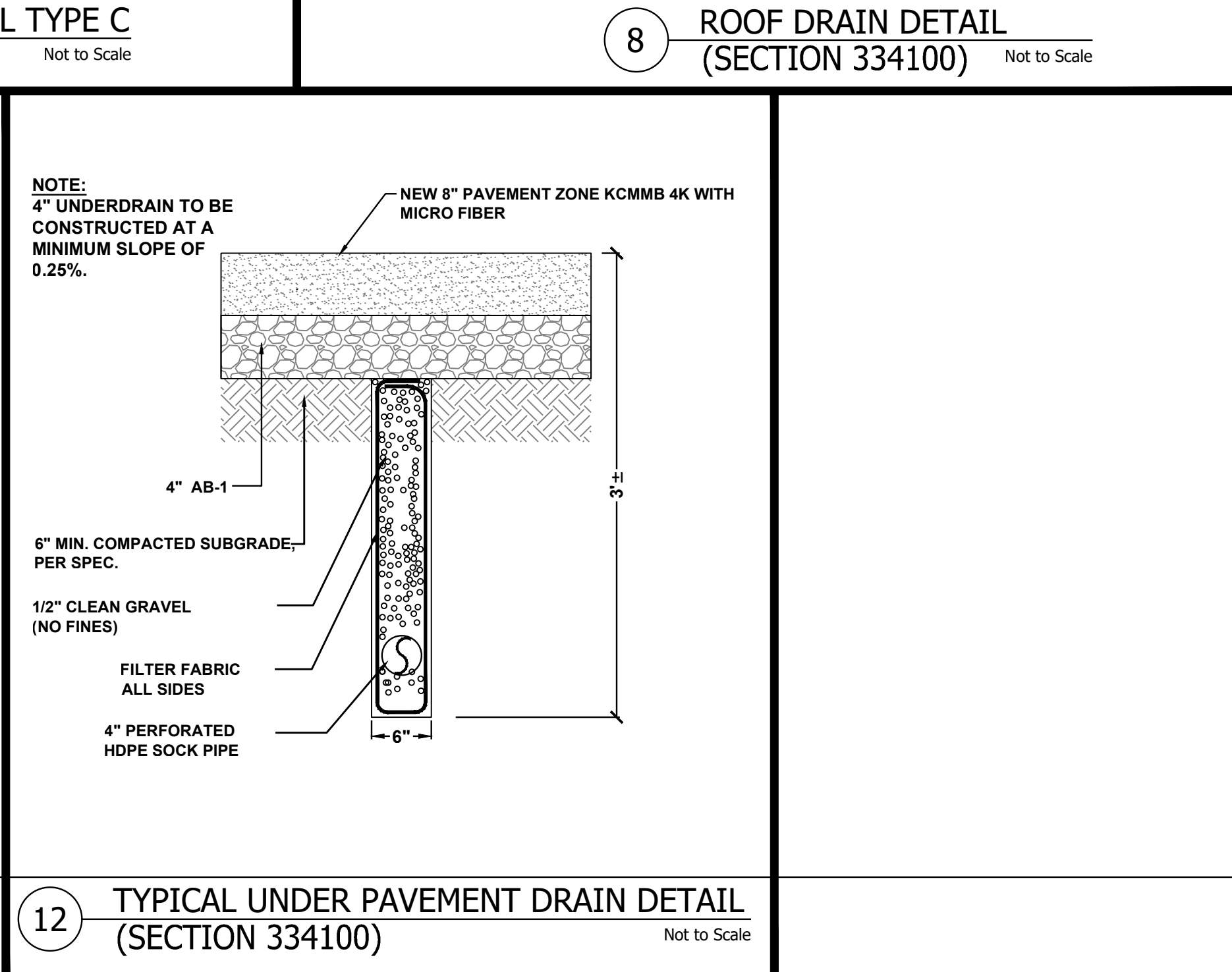
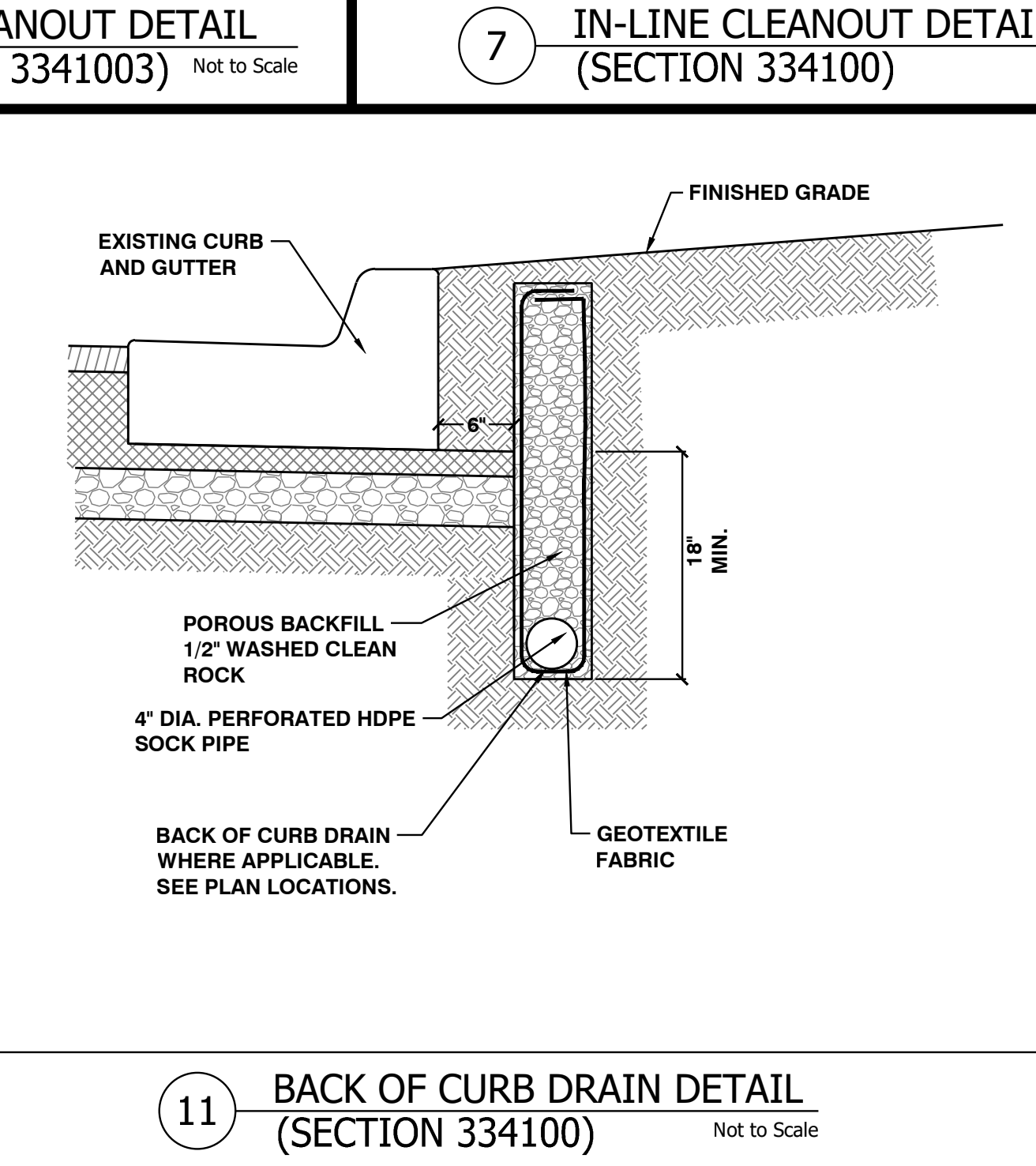
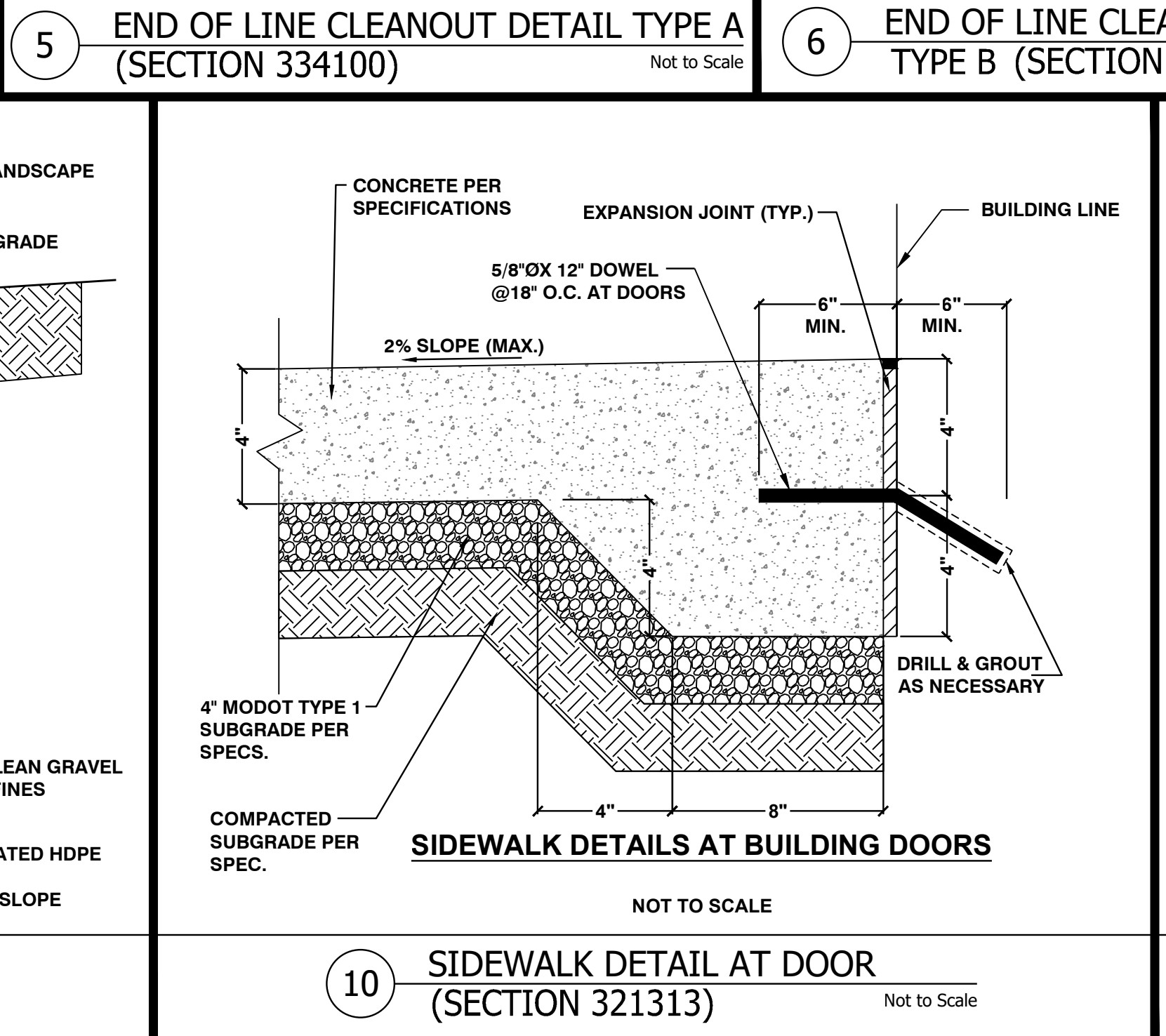
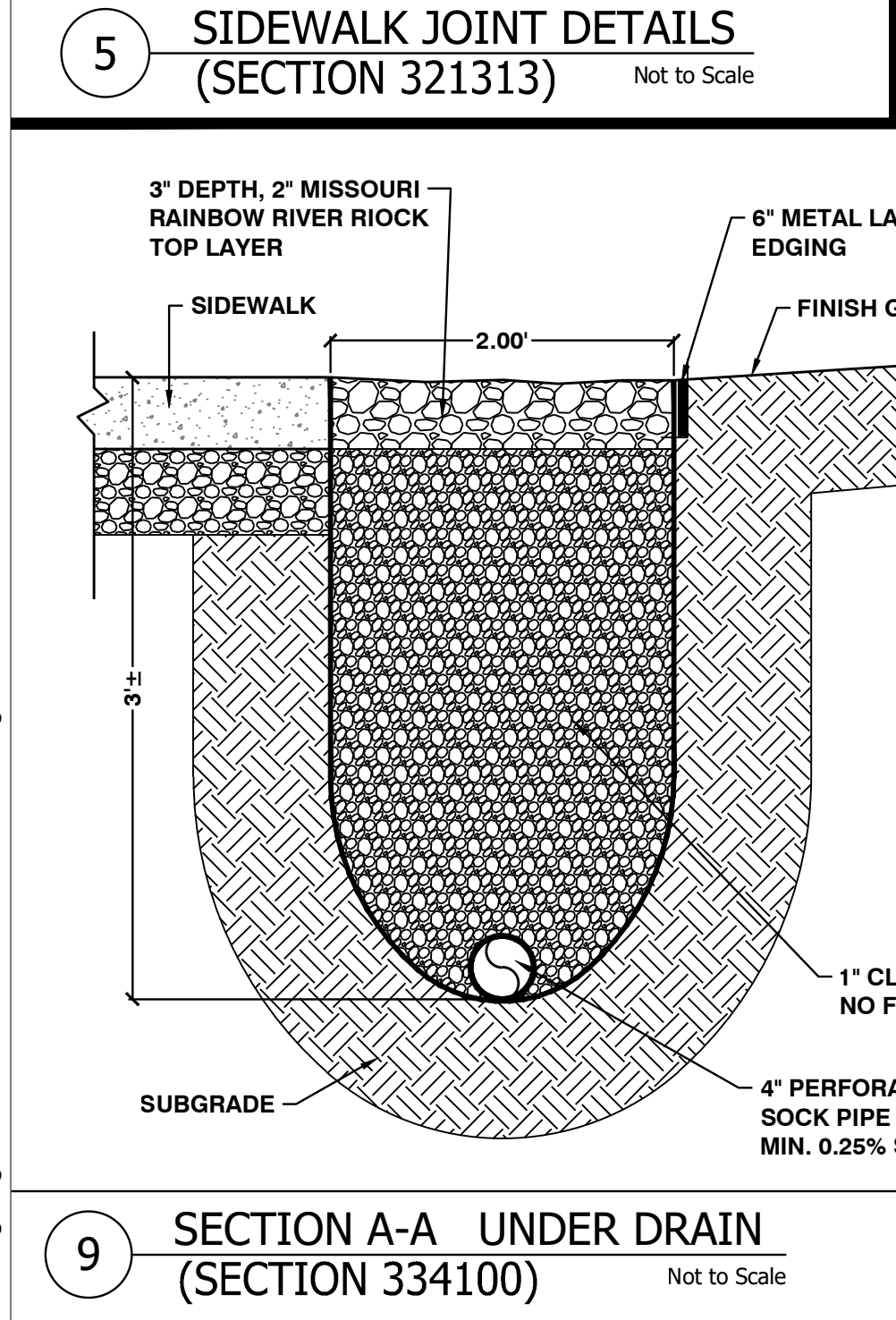
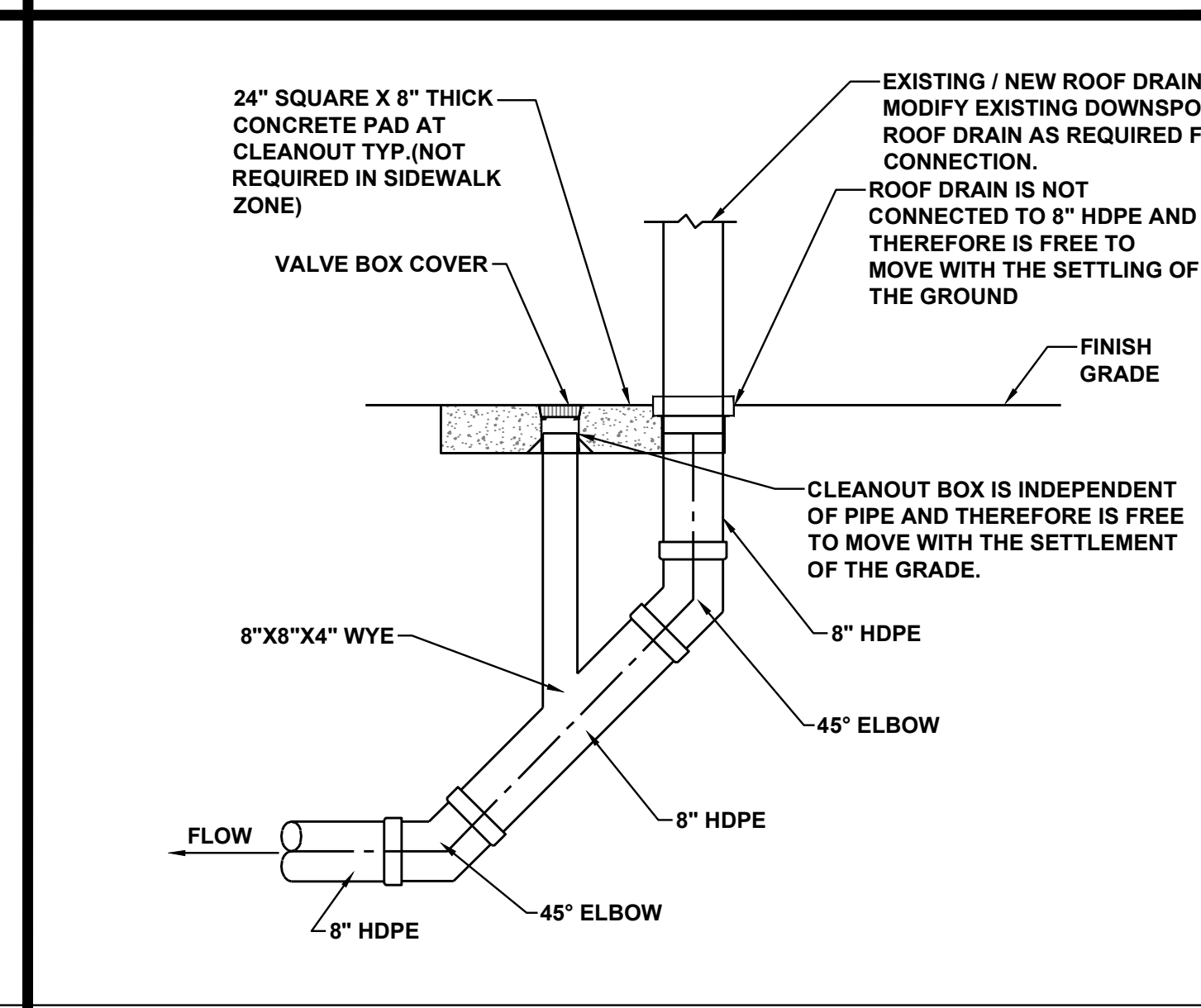
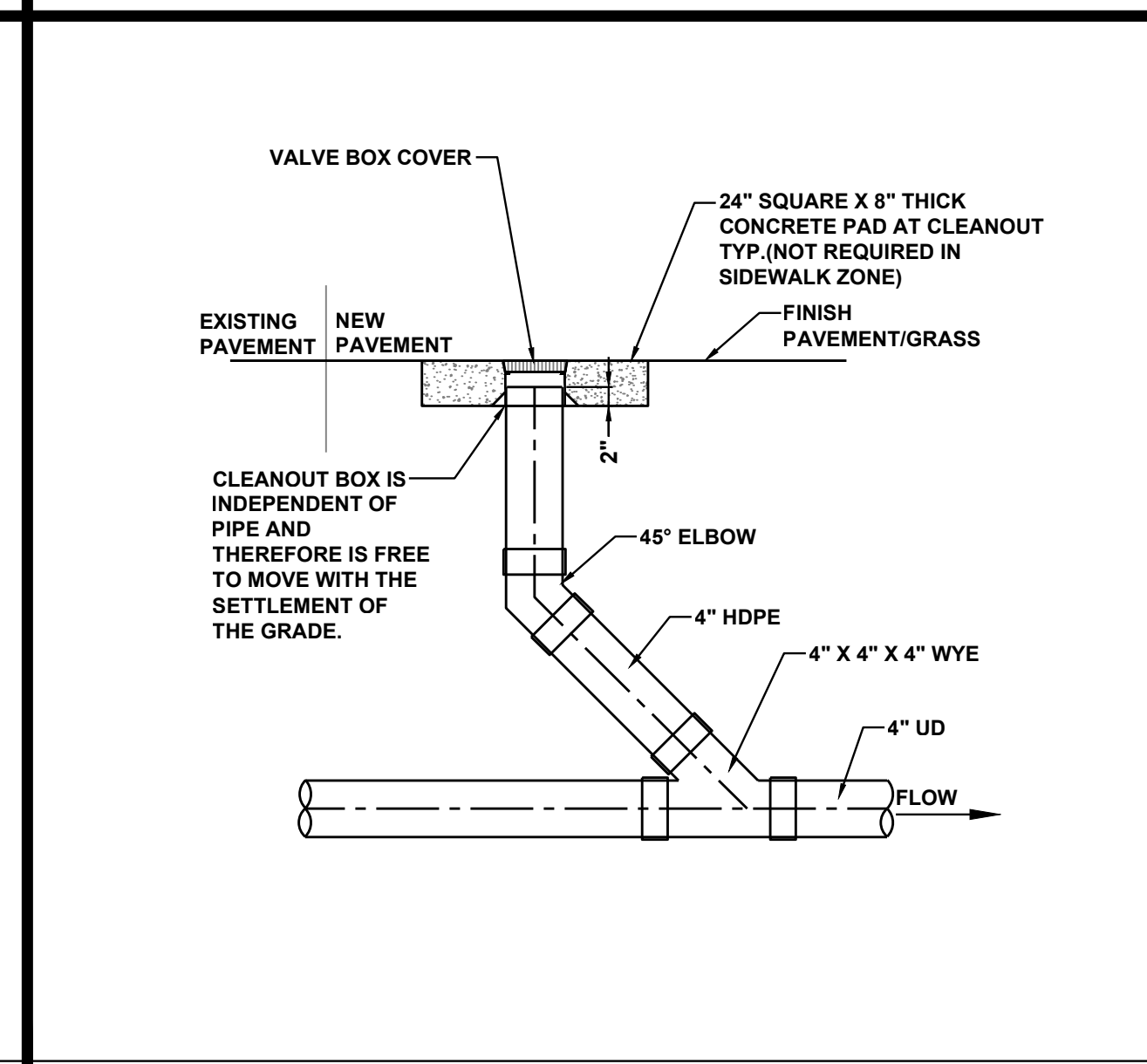
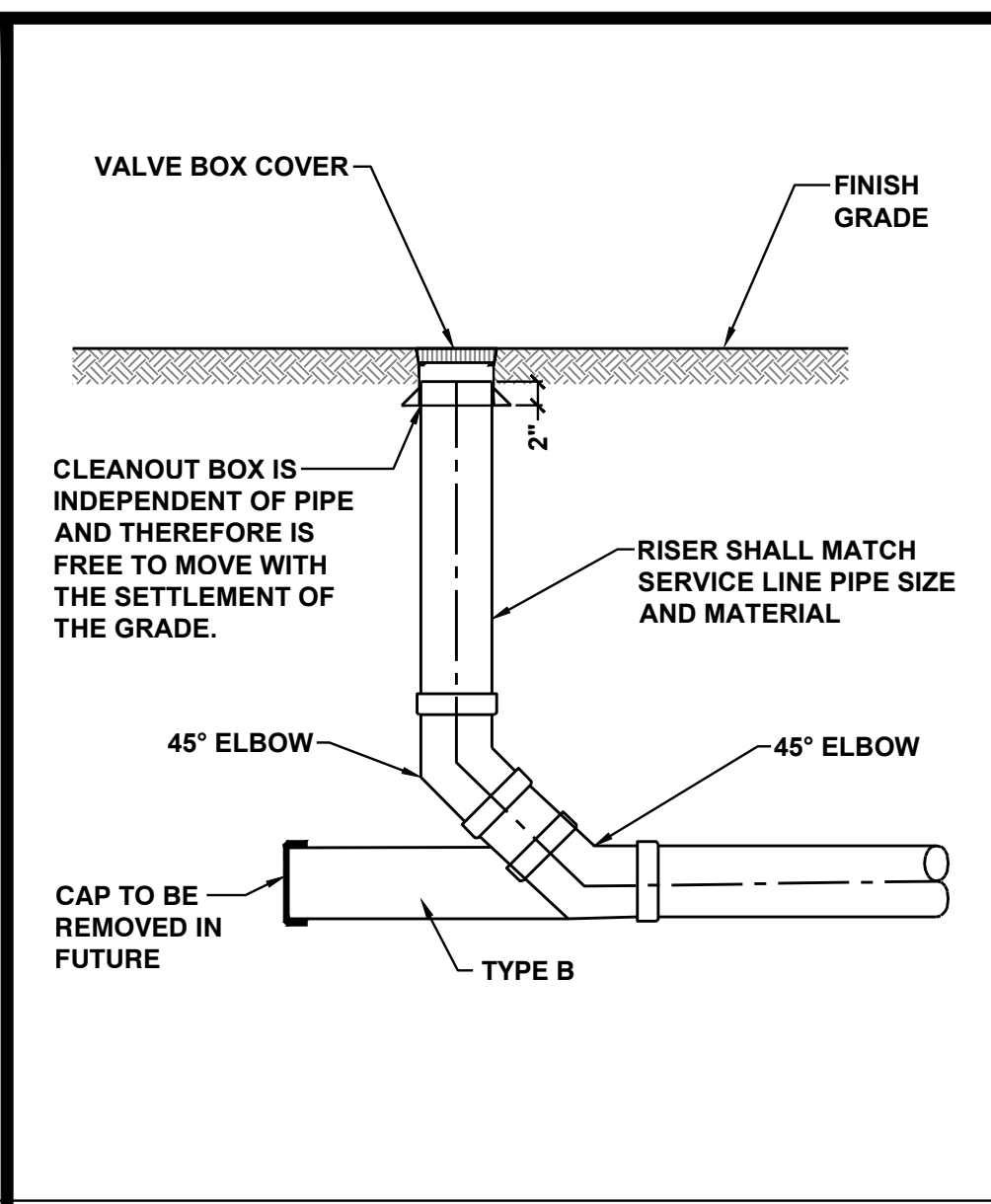
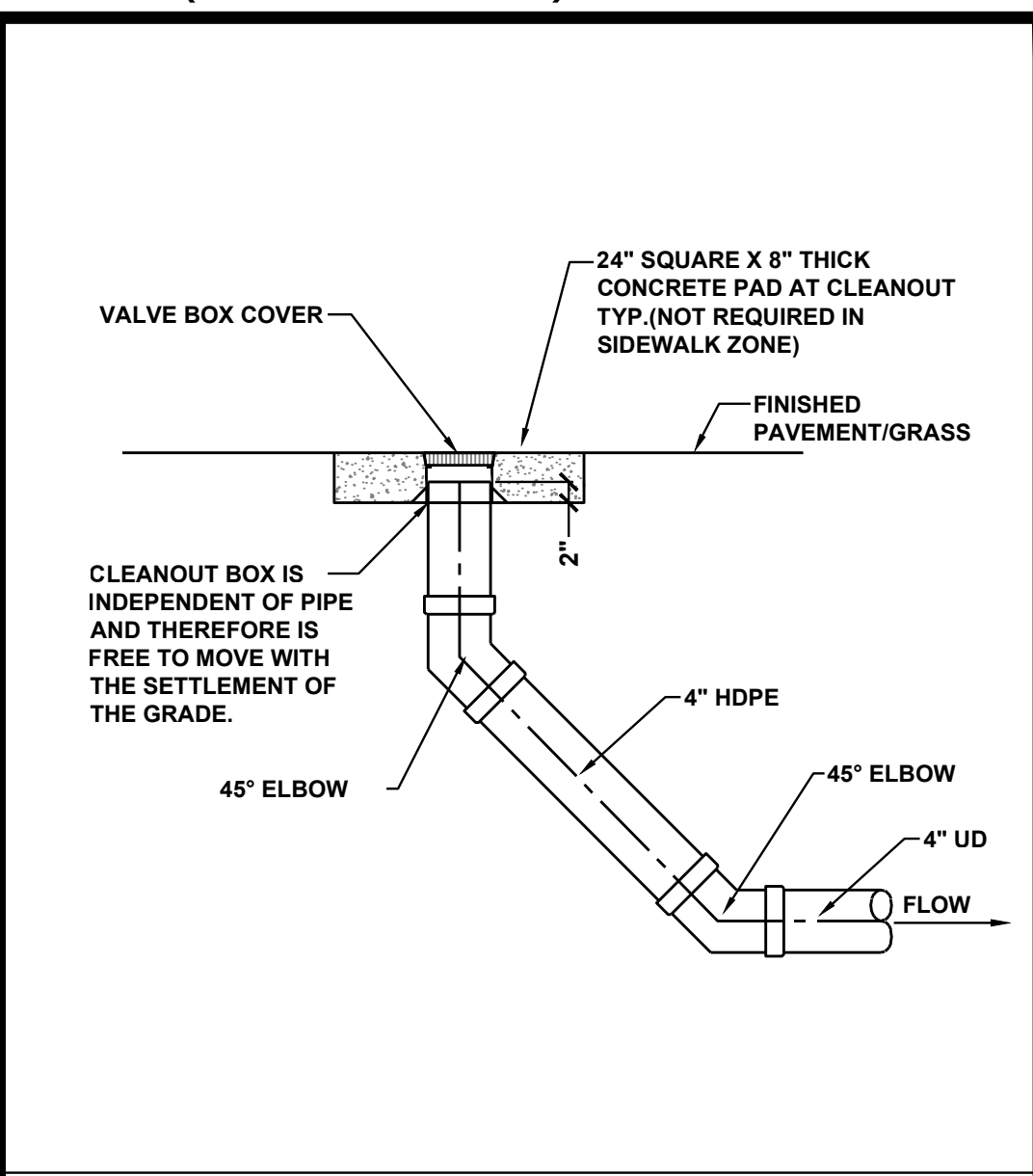
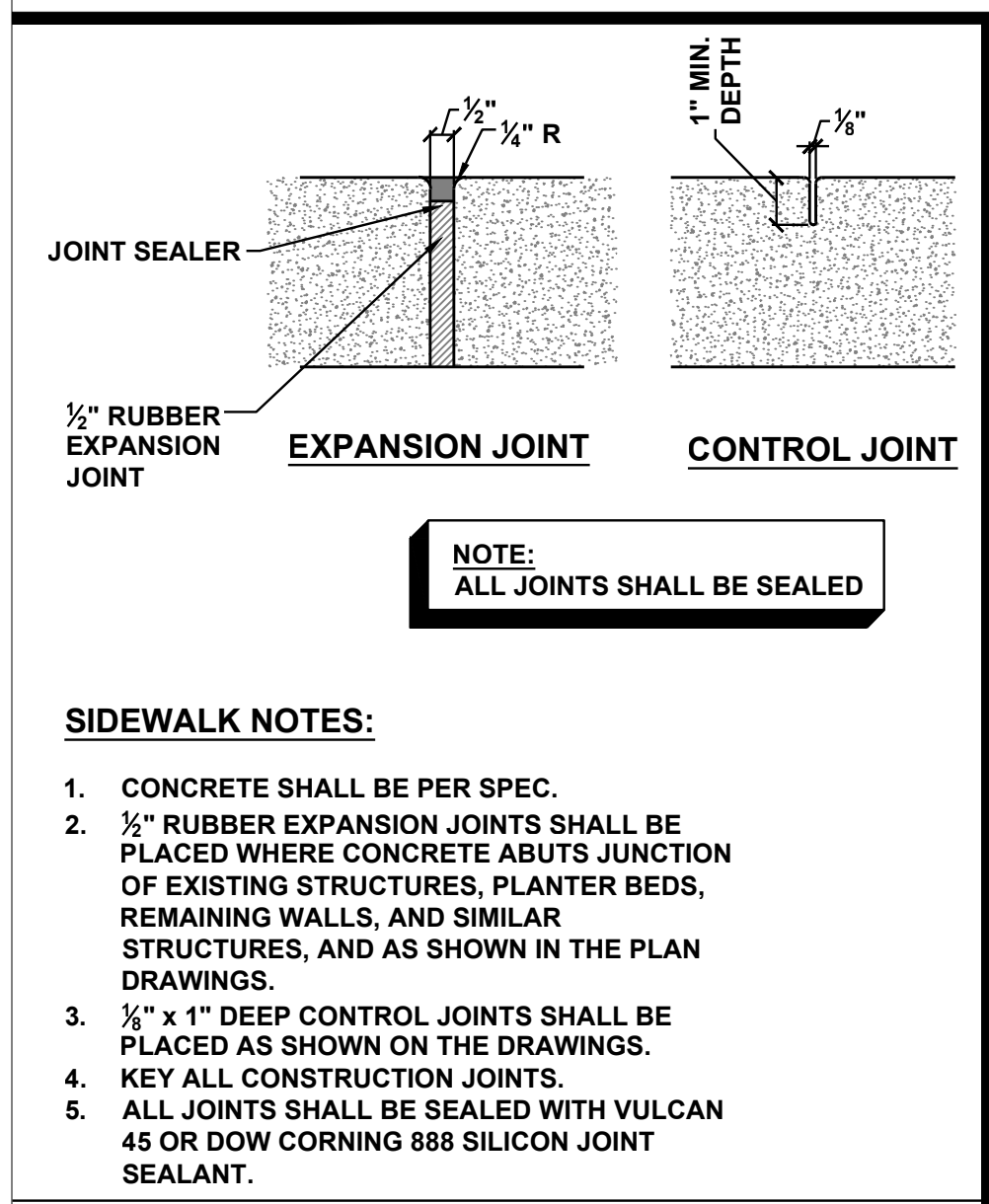
1 TYPICAL CURB DETAILS
(SECTION 321313) Not to Scale



2 CONCRETE PAVEMENT SECTIONS
(SECTION 321313) Not to Scale



4 TEMPORARY SIDEWALK
Not to Scale



U:\2021\21-159\1-Working dwgs\M2404-01_7353_6517353025_C-801.dwg



License Name: SK Design Group, Inc.
Profession Name: Professional Engineering Corporation
License Number: E-1274-F

OFFICE OF ADMINISTRATION
DIVISION OF FACILITIES
MANAGEMENT,
DESIGN AND CONSTRUCTION

DEPARTMENT OF
MENTAL HEALTH

REPAIR / REPLACE
PAVEMENT
INFRASTRUCTURE
NORTHWEST PSYCHIATRIC
REHABILITATION CENTER

3505 FREDERICK AVE.
ST JOSEPH, MISSOURI 64506

PROJECT # M2404-01
SITE # 7353
ASSET # 6517353025

REVISION: _____
DATE: _____
REVISION: _____
DATE: _____
REVISION: _____
DATE: _____
ISSUE DATE: 03/18/2024

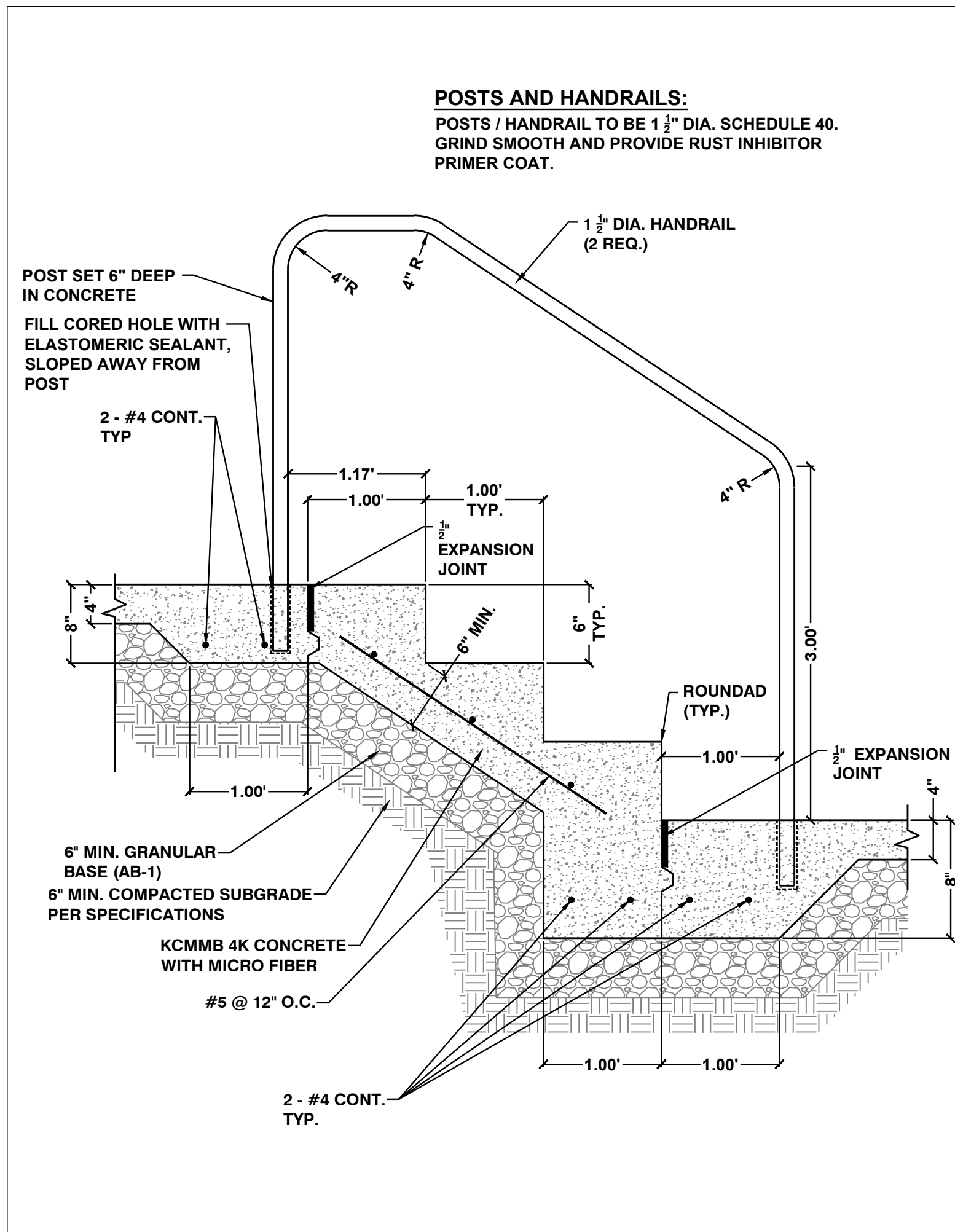
M2404-01_7353_6517353025_C-802
CAD DWG FILE:
DRAWN BY: RD
CHECKED BY: GU
DESIGNED BY: RB

SHEET TITLE:
SITE DETAIL - 2

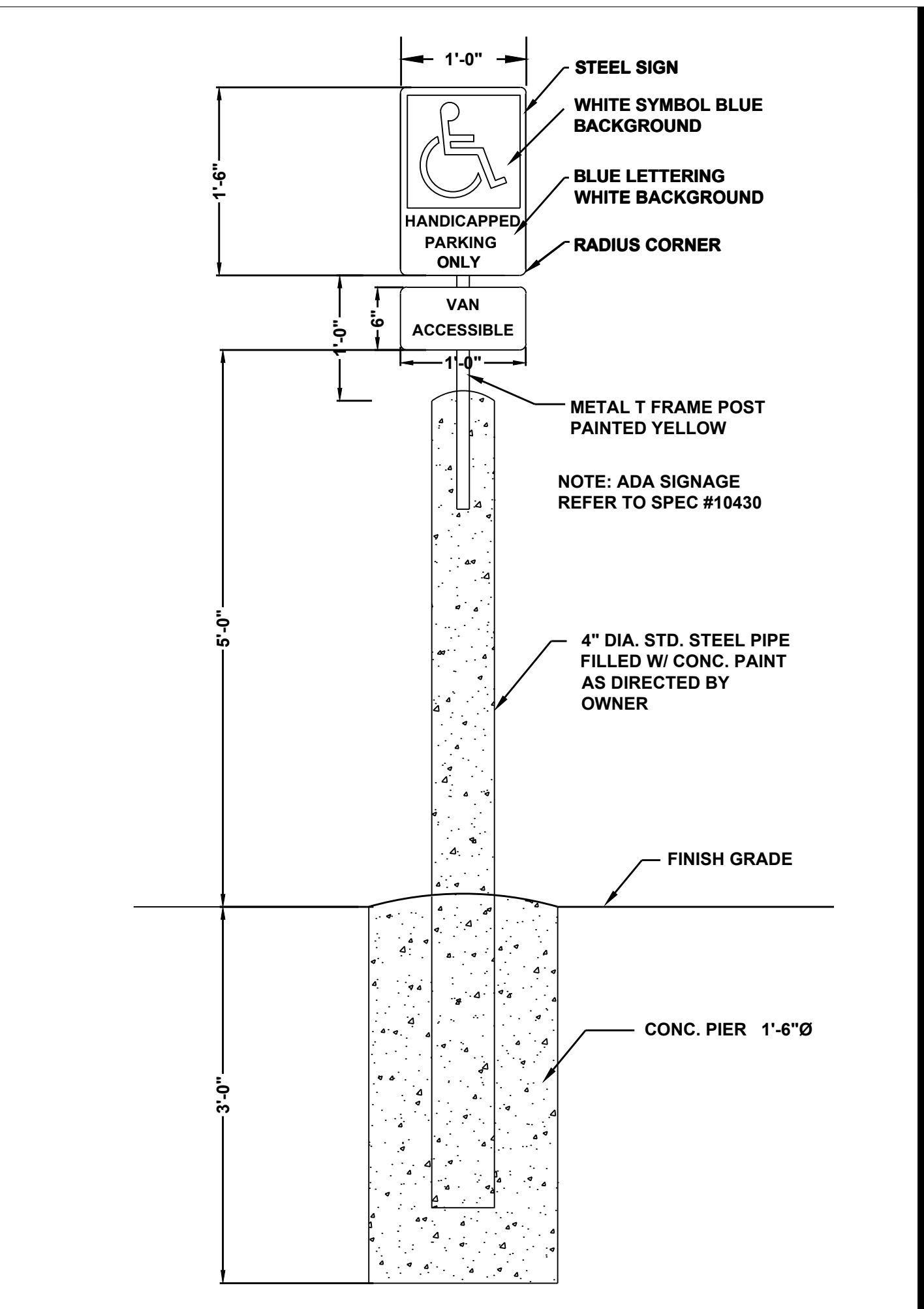
SHEET NUMBER:

C-802

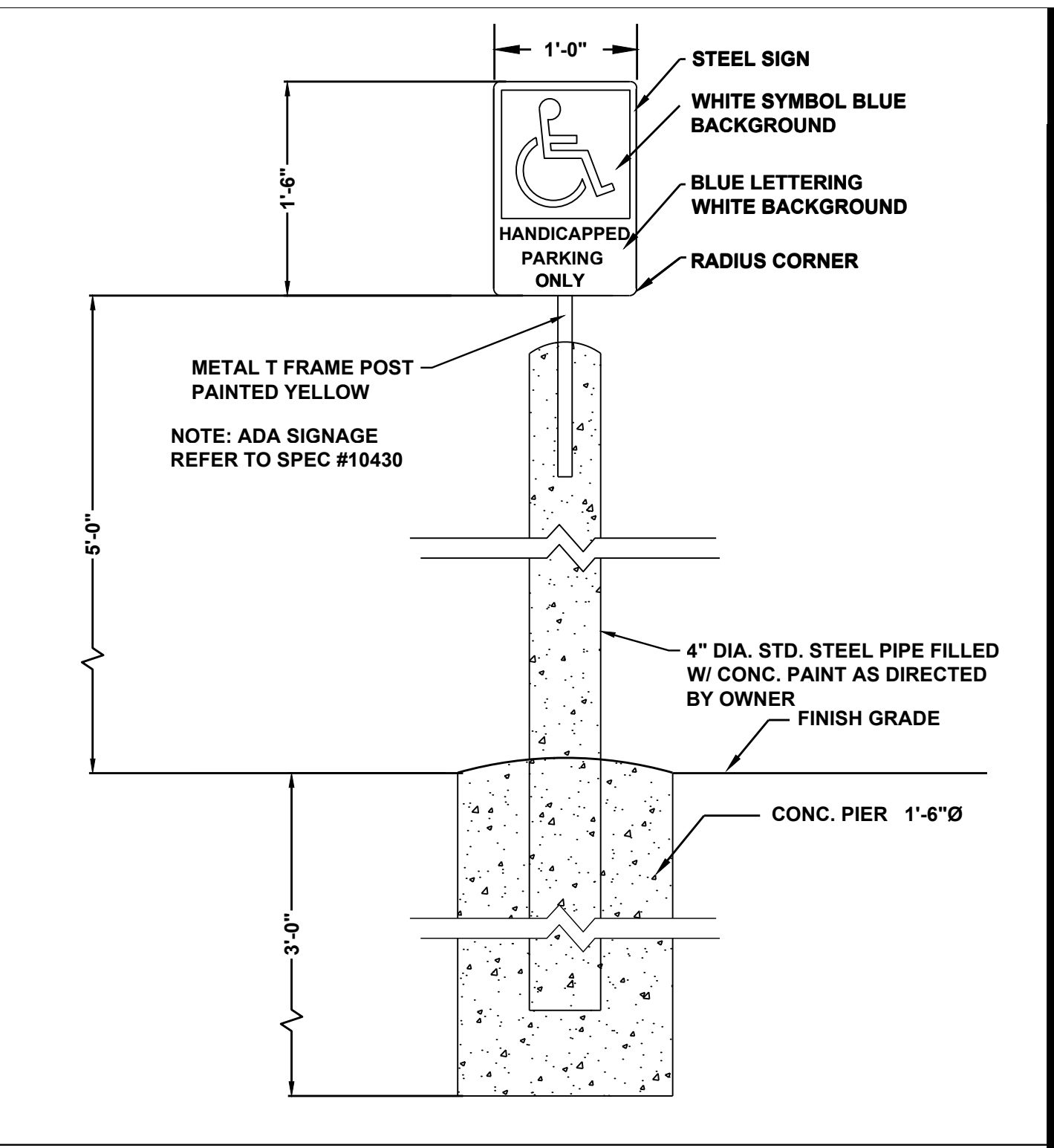
15 OF 36 SHEETS
03/18/2024



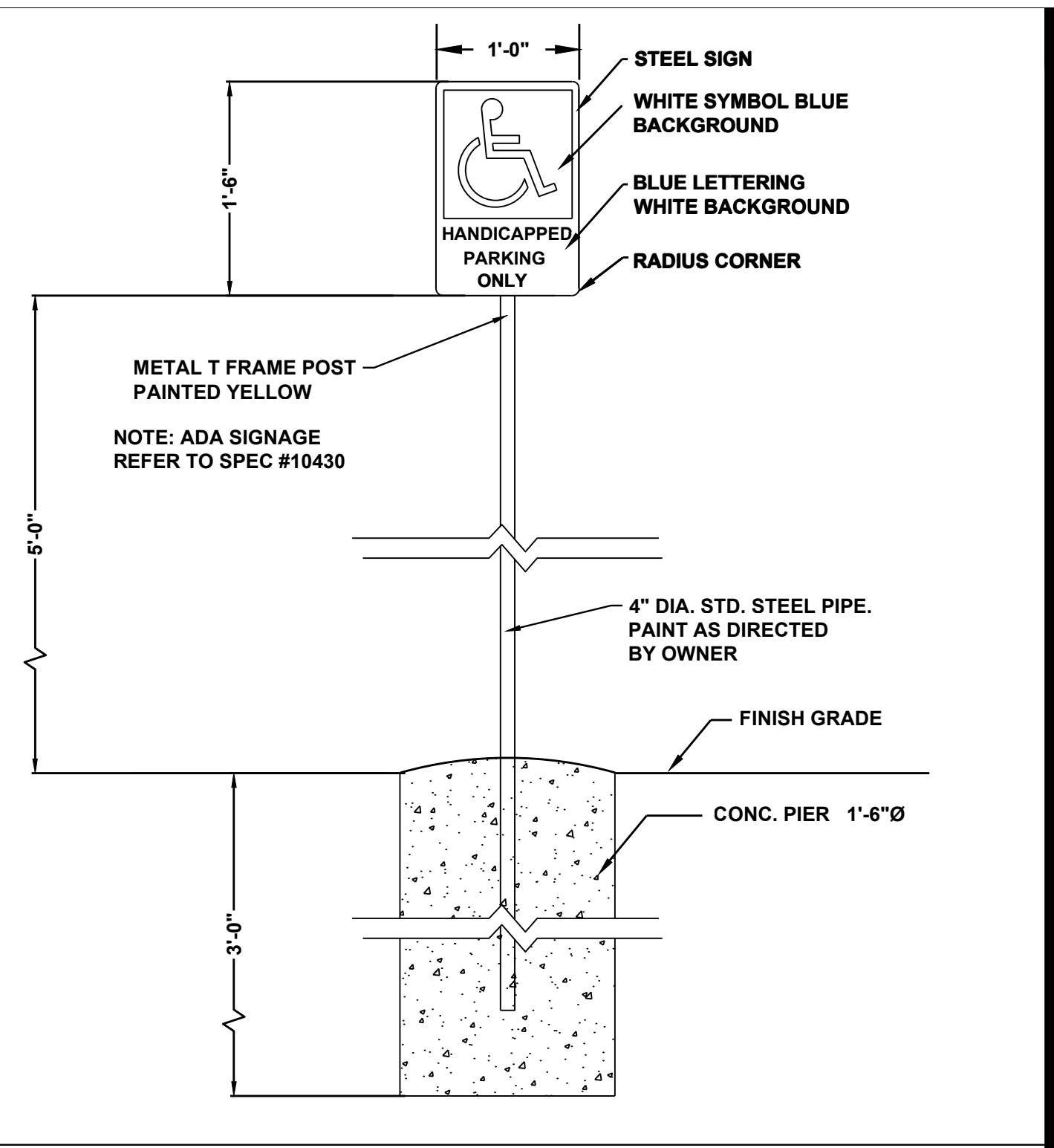
1 CONCRETE STAIR DETAIL
(SECTION 321313) Not to Scale



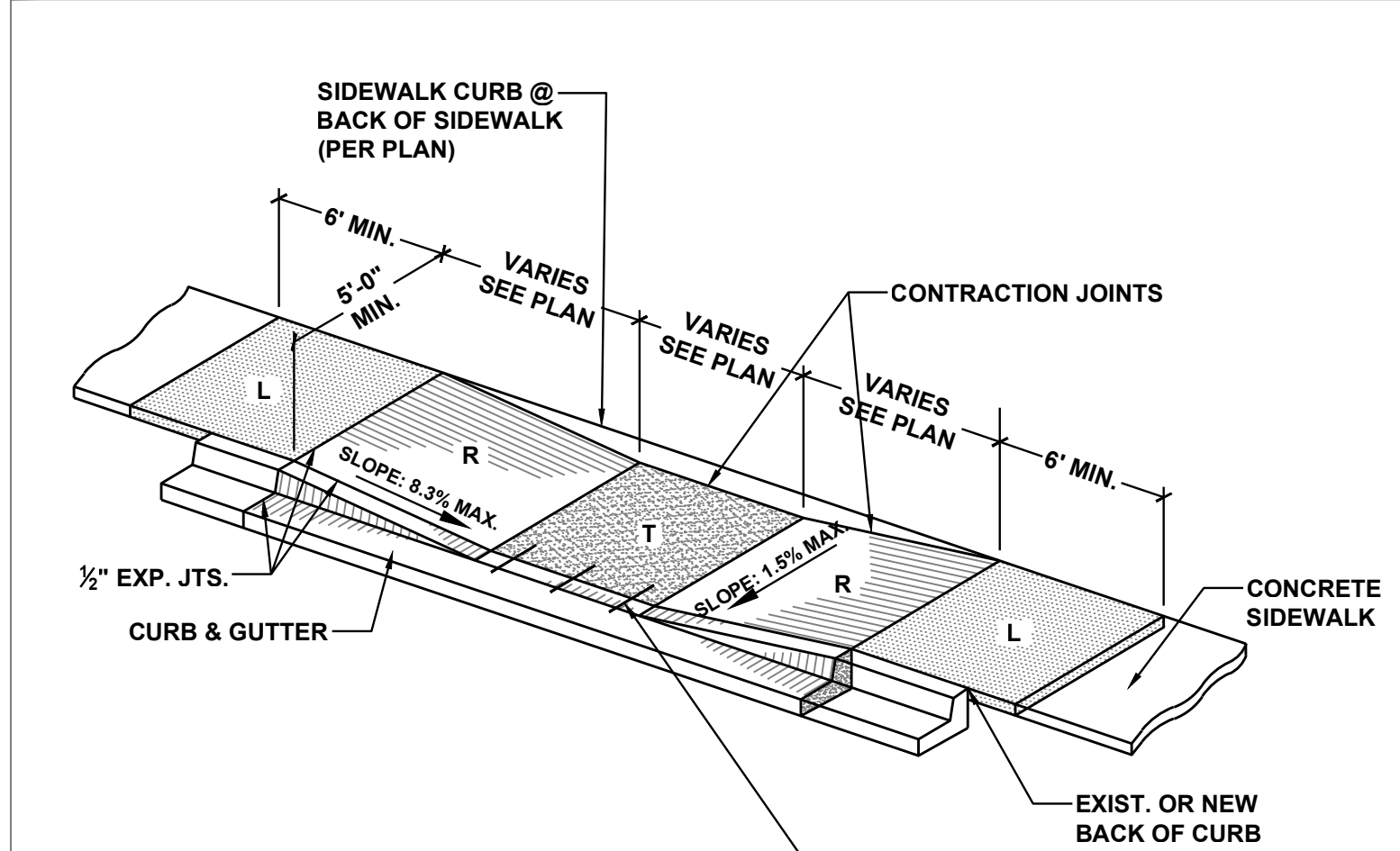
2B TYPE 2 ADA SIGN PIPE BOLLARD DETAIL
(SECTION 321313) Not to Scale



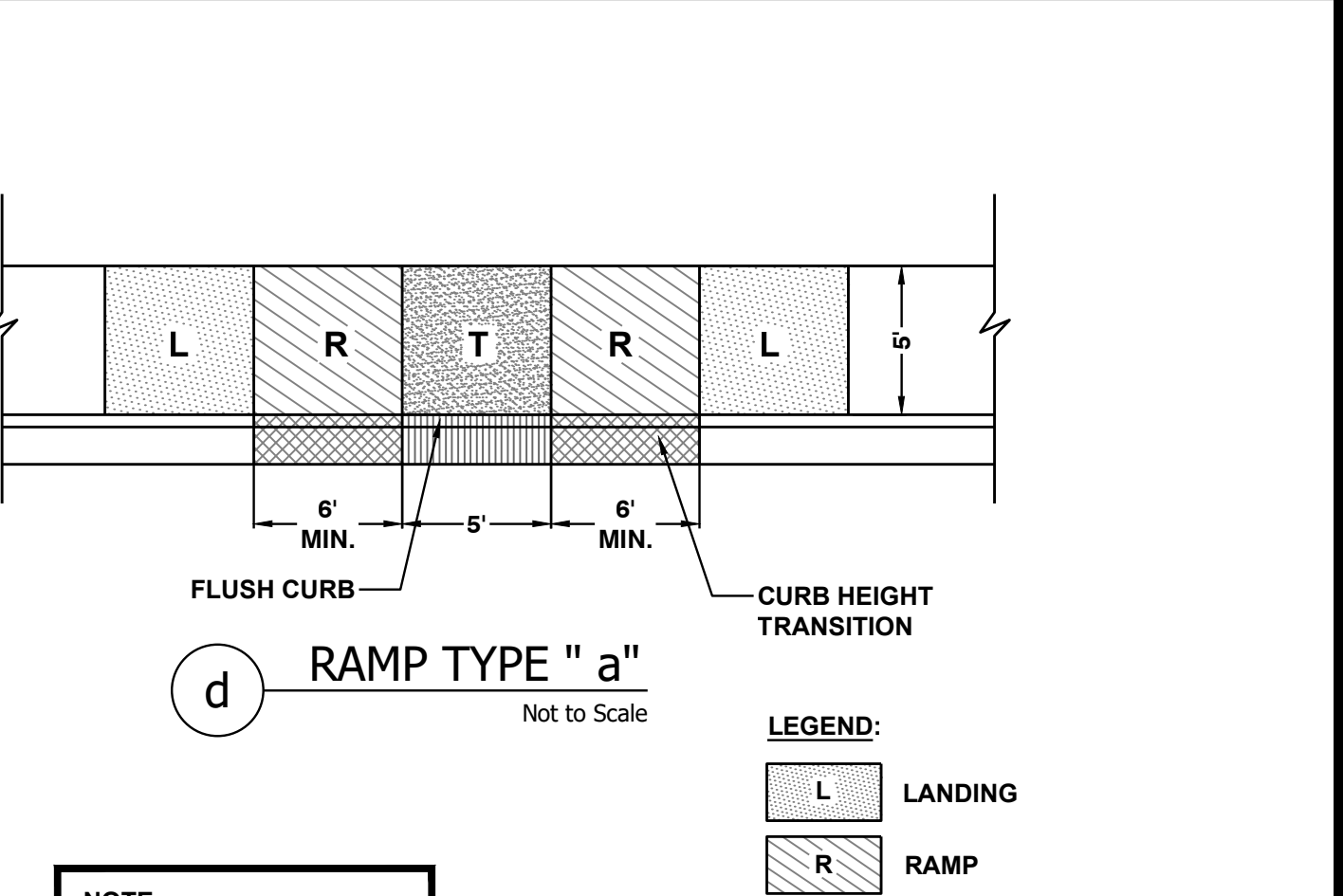
2A TYPE 1 ADA SIGN PIPE BOLLARD DETAIL
(SECTION 321313) Not to Scale



2C TYPE 3 ADA SIGN PIPE DETAIL
(SECTION 321313) Not to Scale

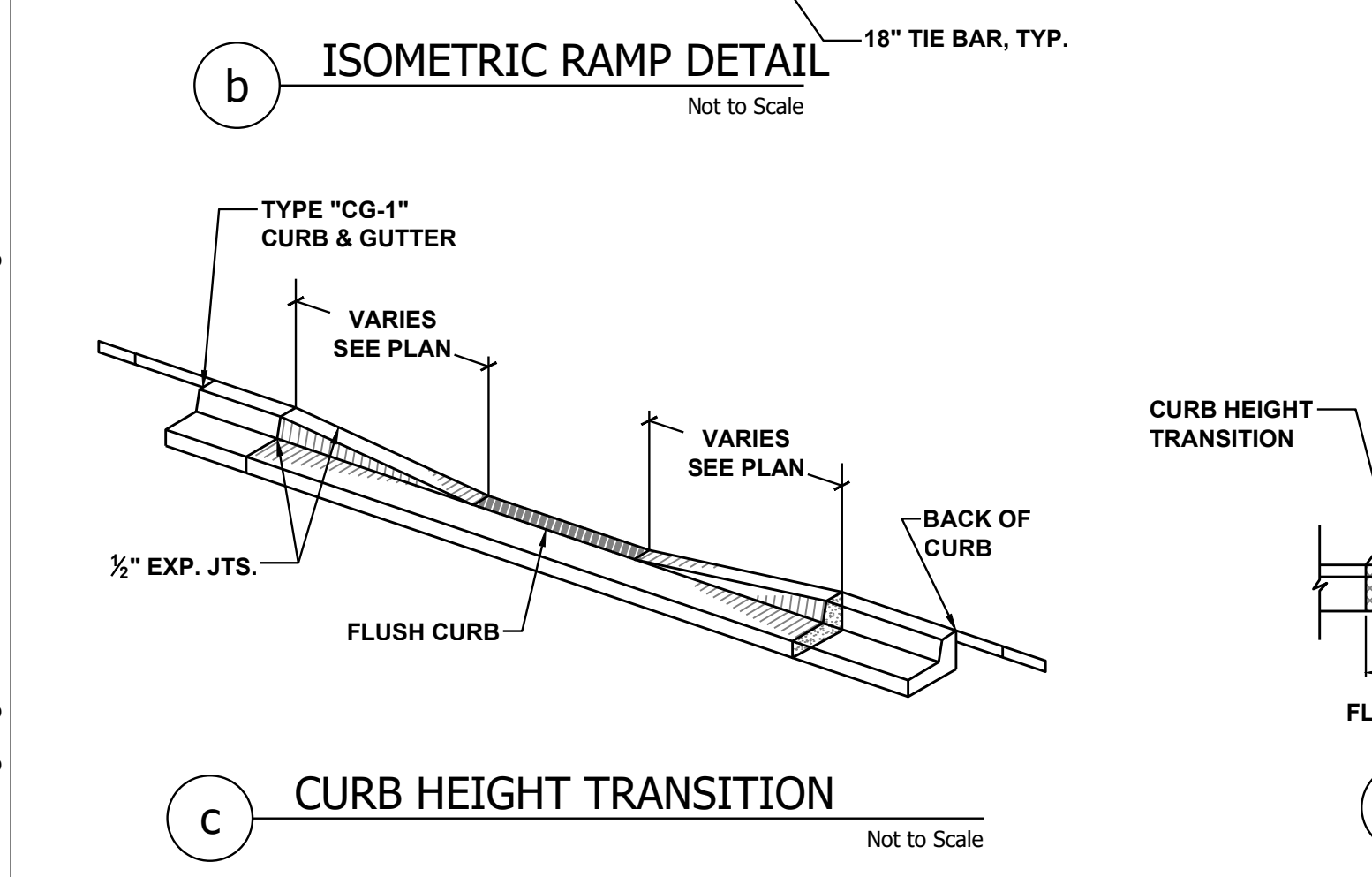


b ISOMETRIC RAMP DETAIL
Not to Scale

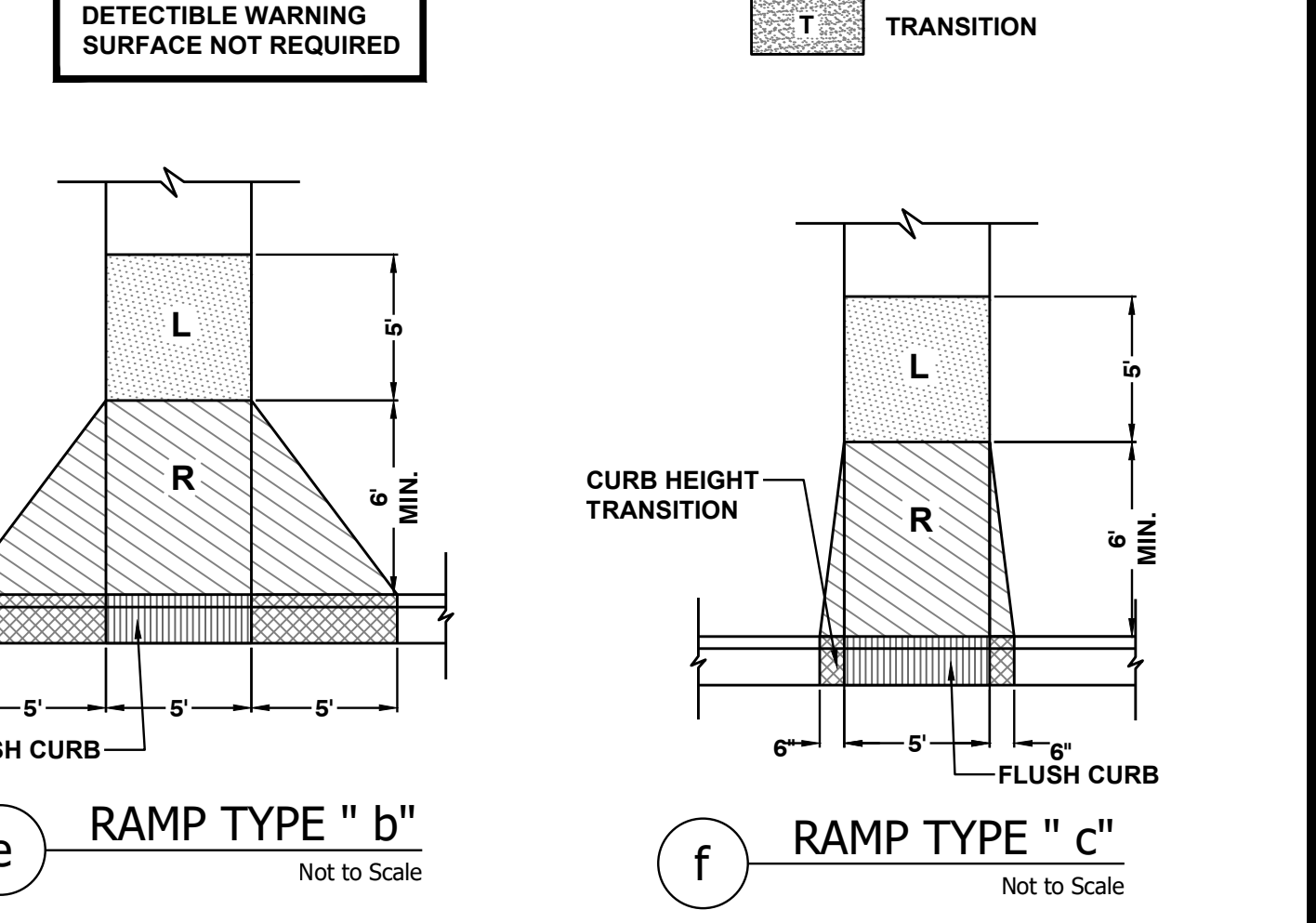


NOTE: DETECTIBLE WARNING SURFACE NOT REQUIRED

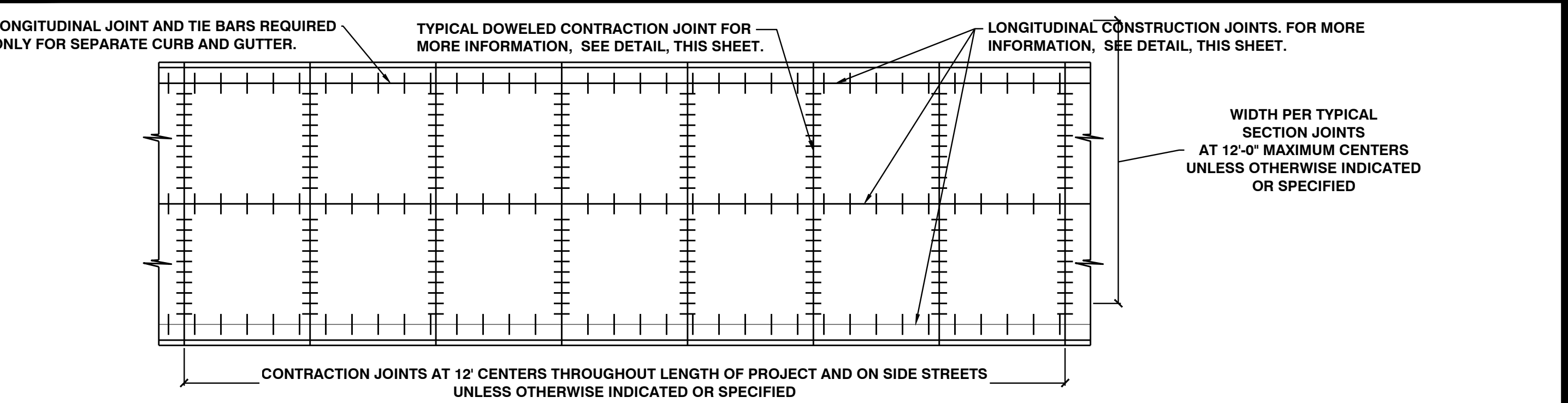
d RAMP TYPE "a"
Not to Scale



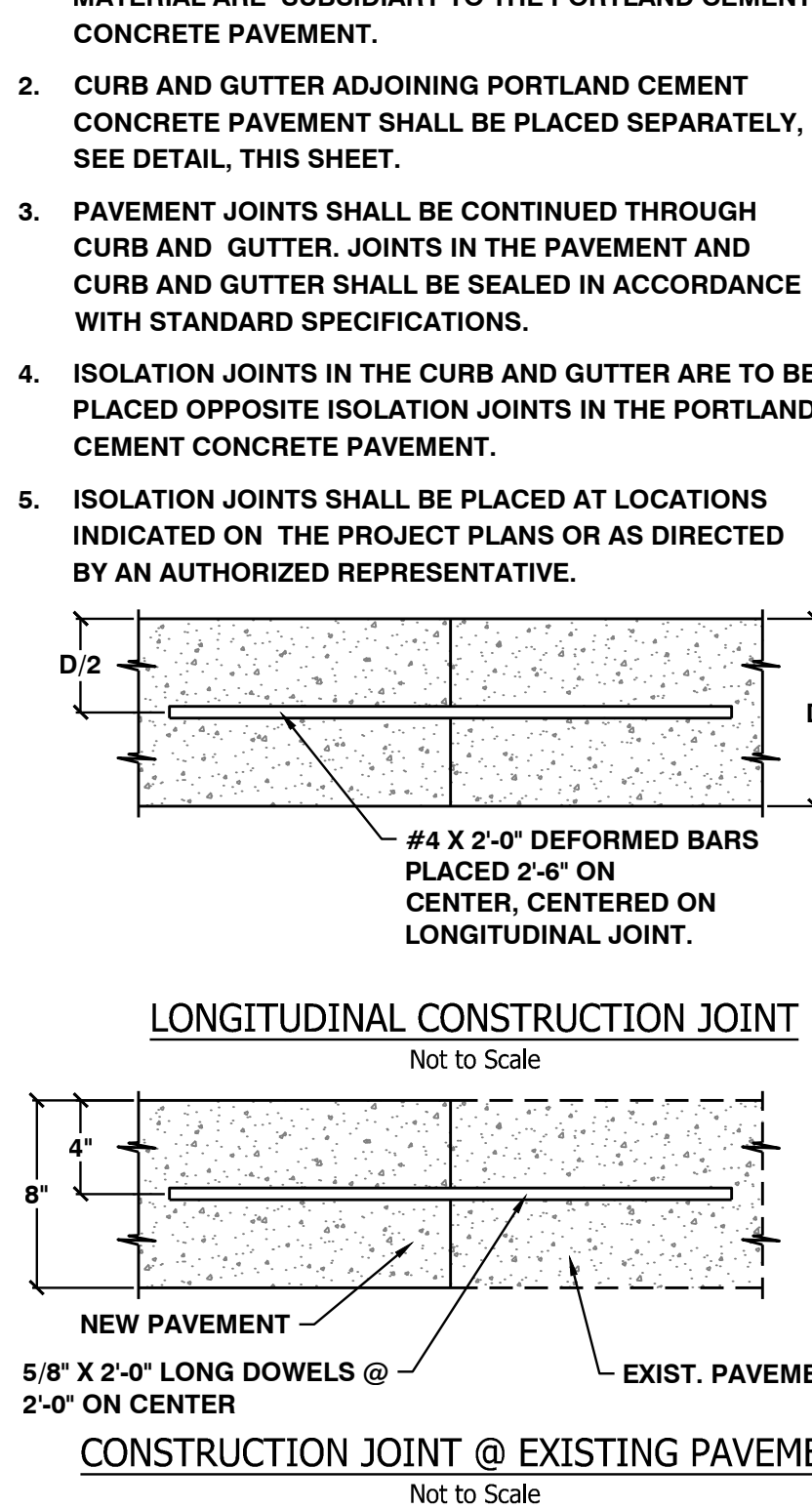
c CURB HEIGHT TRANSITION
Not to Scale



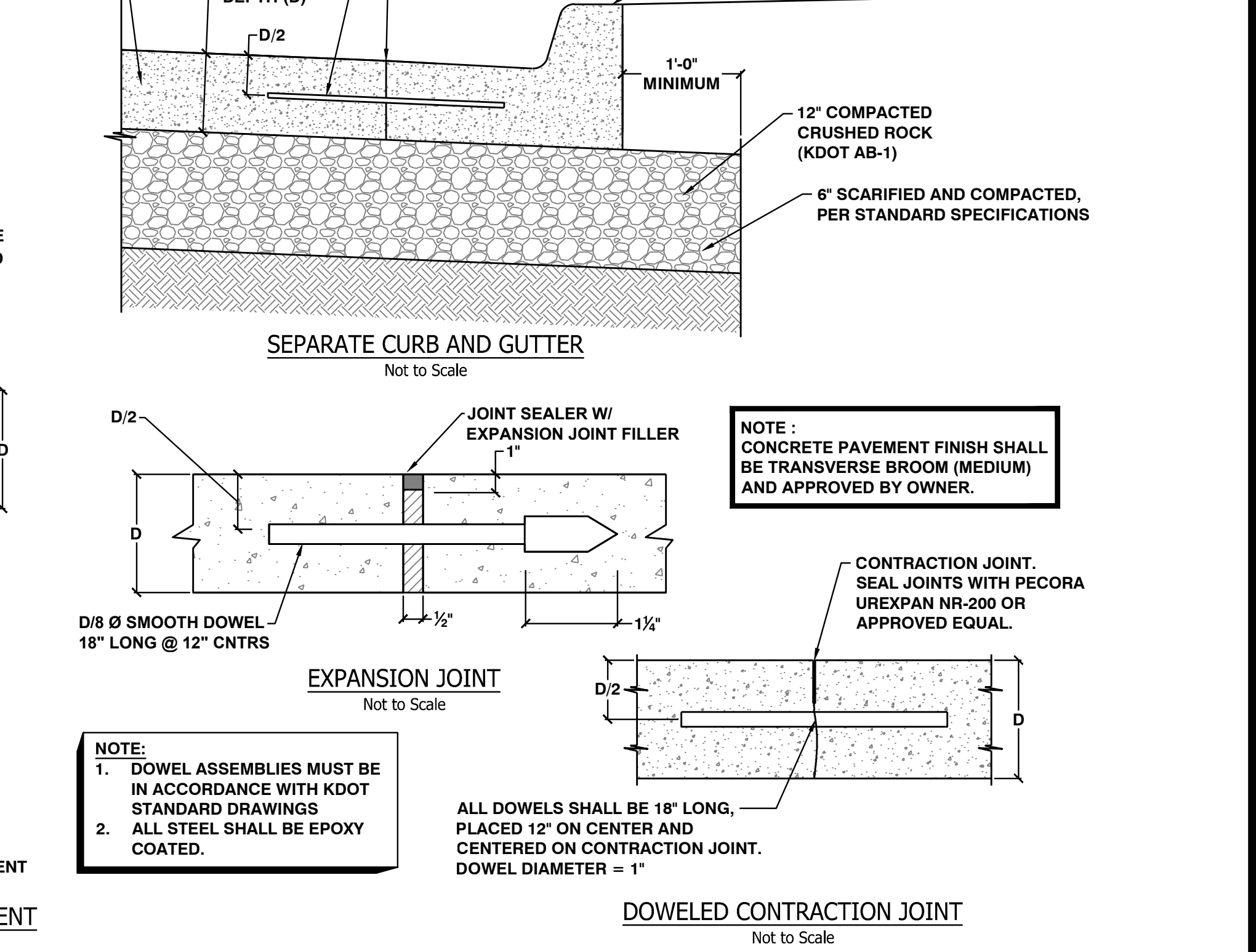
e RAMP TYPE "b"
Not to Scale



4 PORTLAND CEMENT CONCRETE PAVEMENT JOINTS
(SECTION 321313, SECTION 321373) Not to Scale

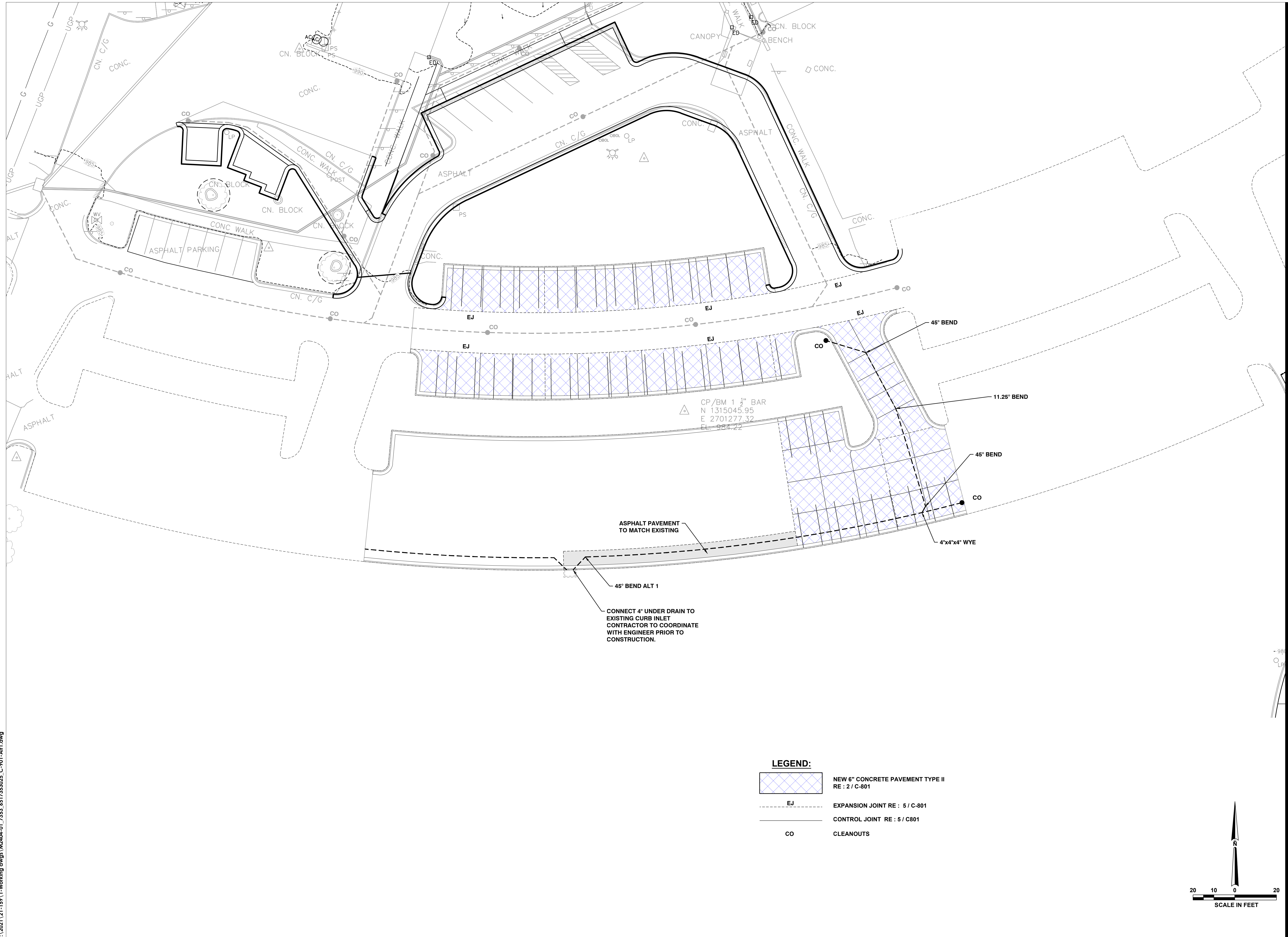


3 ADA RAMP AND CURB TRANSITION DETAIL
Not to Scale



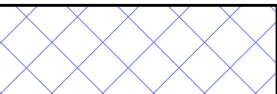



4 PORTLAND CEMENT CONCRETE PAVEMENT JOINTS
(SECTION 321313, SECTION 321373) Not to Scale

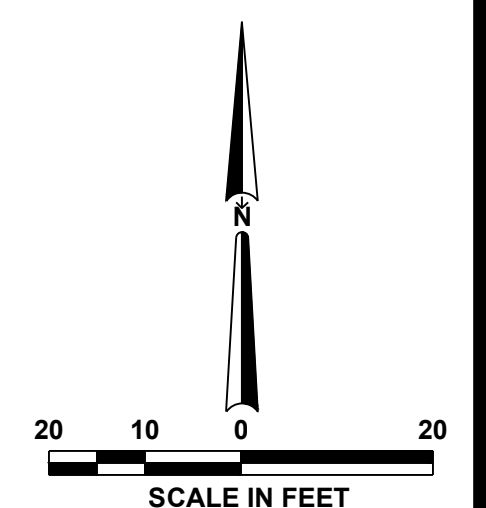
U:\2021\21-159\1-Working dwgs\M2404-01_7353_6517353025_C-802.dwg



U:\2021\21-159\1-Working dwgs\M2404-01_7353_6517353025_C-901-Alt1.dwg

LEGEND:

	NEW 6" CONCRETE PAVEMENT TYPE II RE : 2 / C-801
	EJ EXPANSION JOINT RE : 5 / C-801
	CONTROL JOINT RE : 5 / C801
	CO CLEANOUTS



STATE OF MISSOURI
MICHAEL L. PARSON,
GOVERNOR



SK
SK Design Group, Inc.
Civil Engineers
4600 College Blvd., Suite 100
Overland Park, KS 66211
(913)-451-1818
fax (913)-451-7599
www.skdg.com

License Name: SK Design Group, Inc.
Profession Name: Professional Engineering Corporation
License Number: E-1274-F

OFFICE OF ADMINISTRATION
DIVISION OF FACILITIES
MANAGEMENT,
DESIGN AND CONSTRUCTION

DEPARTMENT OF
MENTAL HEALTH

REPAIR / REPLACE
PAVEMENT
INFRASTRUCTURE
NORTHWEST PSYCHIATRIC
REHABILITATION CENTER

3505 FREDERICK AVE.
ST JOSEPH, MISSOURI 64506

PROJECT # M2404-01
SITE # 7353
ASSET # 6517353025

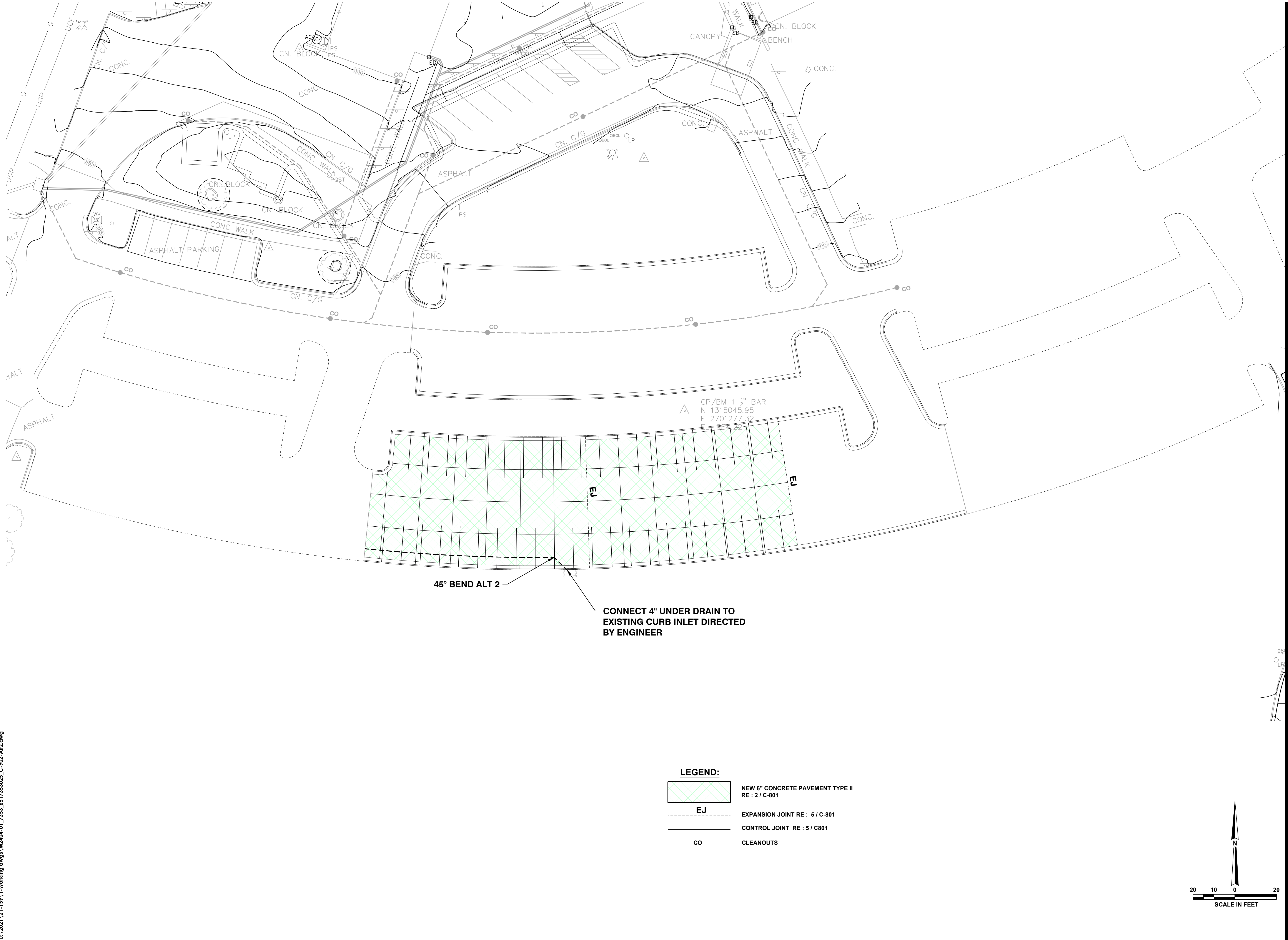
REVISION: _____
DATE: _____
REVISION: _____
DATE: _____
REVISION: _____
DATE: _____

ISSUE DATE: 03/18/2024
M2404-01_7353_6517353025_C-901-Alt1
CAD DWG FILE:
DRAWN BY: RD
CHECKED BY: GU
DESIGNED BY: RB

SHEET TITLE:
**SITE PLAN
ALTERNATE - 1**

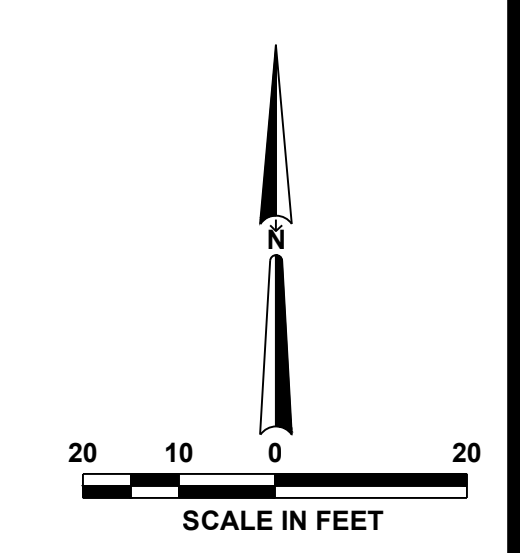
SHEET NUMBER:
C-901

16 OF 36 SHEETS
03/18/2024



LEGEND:

	NEW 6" CONCRETE PAVEMENT TYPE II RE : 2 / C-801
	EJ EXPANSION JOINT RE : 5 / C-801
	CONTROL JOINT RE : 5 / C801
	CO CLEANOUTS



U:\2021\21-159\1-Working dwgs\M2404-01_7353_6517353025_C-902-Alt2.dwg

STATE OF MISSOURI
MICHAEL L. PARSON,
GOVERNOR



SK
SK Design Group, Inc.
Civil Engineers
4600 College Blvd., Suite 100
Overland Park, KS 66211
(913)-451-1818
fax (913)-451-7599
www.skdg.com

License Name: SK Design Group, Inc.
Profession Name: Professional Engineering Corporation
License Number: E-1274-F

OFFICE OF ADMINISTRATION
DIVISION OF FACILITIES
MANAGEMENT,
DESIGN AND CONSTRUCTION

DEPARTMENT OF
MENTAL HEALTH

REPAIR / REPLACE
PAVEMENT
INFRASTRUCTURE
NORTHWEST PSYCHIATRIC
REHABILITATION CENTER

3505 FREDERICK AVE.
ST JOSEPH, MISSOURI 64506

PROJECT # M2404-01
SITE # 7353
ASSET # 6517353025

REVISION: _____
DATE: _____
REVISION: _____
DATE: _____
REVISION: _____
DATE: _____
ISSUE DATE: 03/18/2024

M2404-01_7353_6517353025_C-902-Alt2
CAD DWG FILE:
DRAWN BY: RD
CHECKED BY: GU
DESIGNED BY: RB

SHEET TITLE:
**SITE PLAN
ALTERNATE - 2**

SHEET NUMBER:
C-902
17 OF 36 SHEETS
03/18/2024



License Name: SK Design Group, Inc.
Profession Name: Professional Engineering Corporation
License Number: E-1274-F

OFFICE OF ADMINISTRATION
DIVISION OF FACILITIES
MANAGEMENT,
DESIGN AND CONSTRUCTION

DEPARTMENT OF
MENTAL HEALTH

REPAIR / REPLACE
PAVEMENT
INFRASTRUCTURE
NORTHWEST PSYCHIATRIC
REHABILITATION CENTER

3505 FREDERICK AVE.
ST JOSEPH, MISSOURI 64506

PROJECT # M2404-01
SITE # 7353
FACILITY # 6517353025

REVISION: _____
DATE: _____
REVISION: _____
DATE: _____
REVISION: _____
DATE: _____

ISSUE DATE: 03/18/2024
M2404-01_7353_6517353025_C-903-ALT
CAD DWG FILE: _____
DRAWN BY: RD
CHECKED BY: GU
DESIGNED BY: RB

SHEET TITLE:
**GENERAL
LAYOUT
ALTERNATE 3 & 4**

SHEET NUMBER:

C-903

18 OF 36 SHEETS
03/18/2024

PROJECT GENERAL NOTES:

IF CONTRACTOR ENCOUNTERS ROCK AS DEFINED BY SPECIFICATION SECTION 312000-1.2(L), NOTIFY ENGINEER AND OWNER'S REPRESENTATIVE. REMOVAL TO BE AT A NEGOTIATED PRICE BY CHANGE ORDER.

COORDINATE WITH OWNER PRIOR TO BACKFILLING UTILITY TRENCHES FOR POTENTIAL OWNER CABLING WORK.

CONSTRUCTION ACCESS & SAFETY DURING CONSTRUCTION

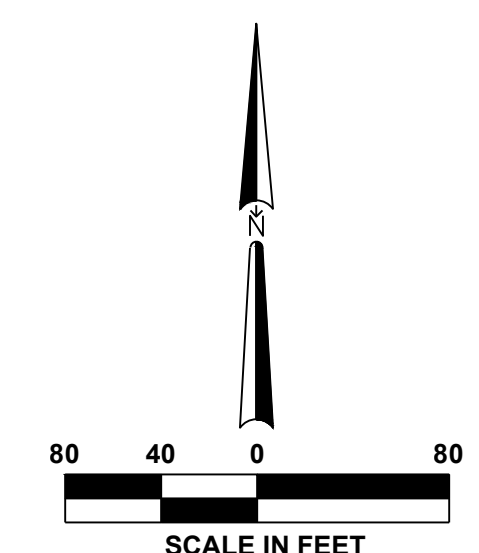
1. THE FACILITY WILL REMAIN OPEN DURING CONSTRUCTION.
2. INTERACTION WITH THE PATRONS OF THE FACILITY IS NOT ALLOWED
3. STAFF ACCESS, PATRONS ACCESS, TRASH COLLECTION, LOADING DOCK DELIVERIES AND EMERGENCY VEHICLE ACCESS WILL REMAIN IN OPERATION DURING CONSTRUCTION.
4. THE CONTRACTOR WILL BECOME KNOWLEDGEABLE OF EXISTING SECURITY ZONES, AND CONSTRUCTION NOISE ISSUES WITH NORTHWEST MISSOURI PSYCHIATRIC REHABILITATION CENTER, MIKE VESTAL, CELL 816-244-4769, OFFICE 816-387-2582.
5. THE PLANS SHOW TEMPORARY CONSTRUCTION SIDEWALKS FOR DOORWAYS THAT REQUIRED ACCESS THROUGHOUT CONSTRUCTION.
6. THE TEMPORARY SIDEWALK LOCATION AND TYPE OF SURFACE WILL BE FINALIZED BY THE CONTRACTOR AND APPROVED BY THE STATE OF MISSOURI PRIOR TO CONSTRUCTION.
7. ANY AND ALL SECURITY GATES AND DOORS WILL BE COORDINATED WITH NORTHWEST MISSOURI PSYCHIATRIC REHABILITATION CENTER, MIKE VESTAL, CELL 816-244-4769, OFFICE 816-387-2582. PRIOR TO ACCESS.
8. REFER SHEET C-301 FOR SITE PHASING PLAN AND NOTES.

CODE SUMMARY:

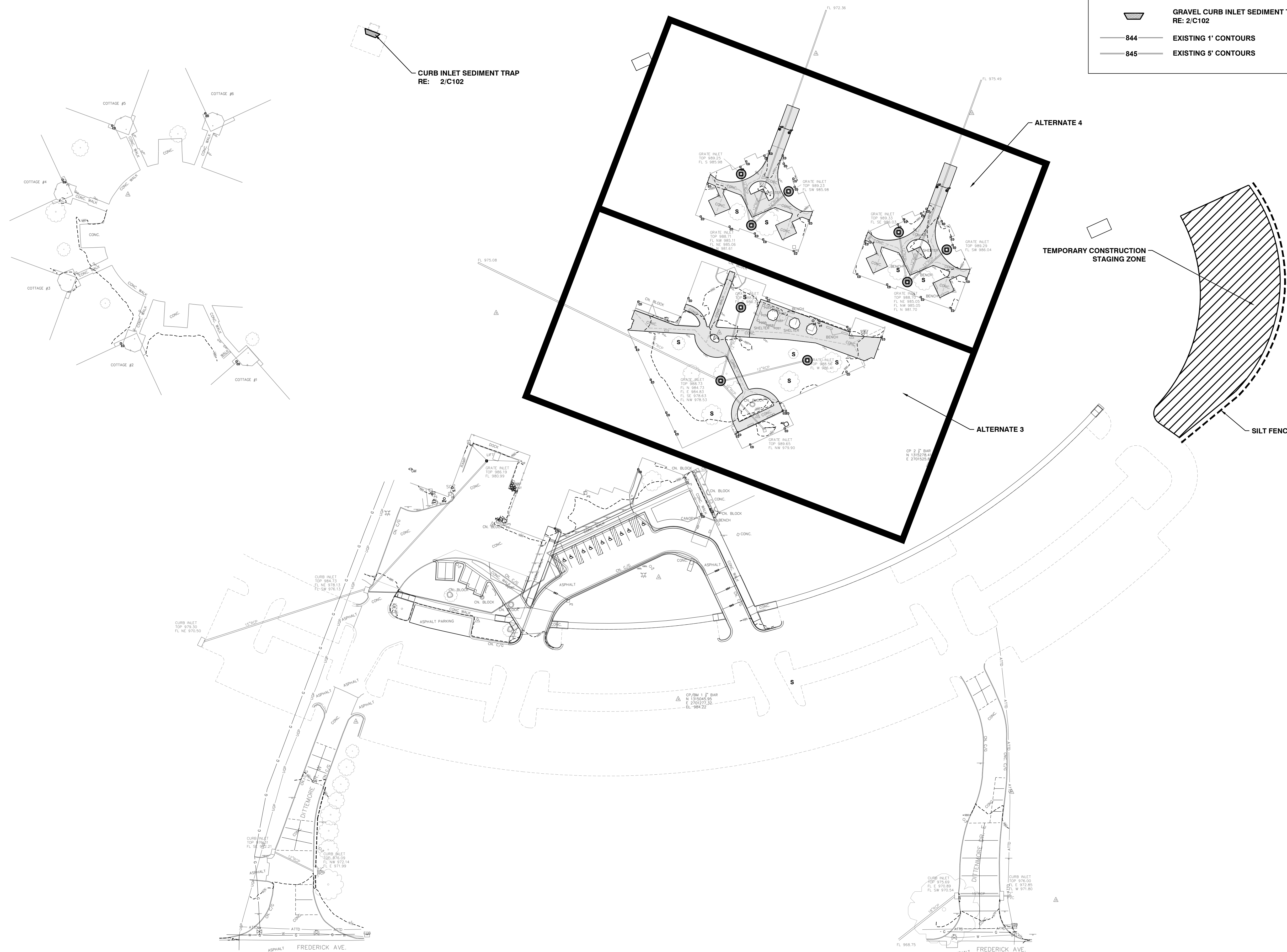
INTERNATIONAL BUILDING CODE2021
INTERNATIONAL MECHANICAL CODE2021
INTERNATIONAL PLUMBING CODE2021
INTERNATIONAL FIRE CODE.....2021
APWA AS ADOPTED BY KCMO



SITE ADDRESS:
3505 Frederick Avenue
St Joseph, MO 64506
SCOPE OF WORK PLAN



U:\2021\21-159\1-Working dwgs\1\2404-01_7353_6517353025_C-904-ALT 3 & 4.dwg



LEGEND :

	CONSTRUCTION STAGING AREA
	SILT FENCE OR BIODEGRADABLE LOGS RE: 1/C102
	GRATE & WIRE MESH DROP INLET SEDIMENT TRAP RE: 3/C102
	GRAVEL CURB INLET SEDIMENT TRAP RE: 2/C102
	844 EXISTING 1' CONTOURS
	845 EXISTING 5' CONTOURS

STATE OF MISSOURI
MICHAEL L. PARSON,
GOVERNOR



SK
SK Design Group, Inc.
Civil Engineers
4600 College Blvd., Suite 100
Overland Park, KS 66211
(913)-451-1818
fax (913)-451-7599
www.skdg.com

License Name: SK Design Group, Inc.
Profession Name: Professional Engineering Corporation
License Number: E-1274-F

OFFICE OF ADMINISTRATION
DIVISION OF FACILITIES
MANAGEMENT,
DESIGN AND CONSTRUCTION

DEPARTMENT OF
MENTAL HEALTH

REPAIR / REPLACE
PAVEMENT
INFRASTRUCTURE
NORTHWEST PSYCHIATRIC
REHABILITATION CENTER

3505 FREDERICK AVE.
ST JOSEPH, MISSOURI 64506

PROJECT # M2404-01
SITE # 7353
FACILITY # 6517353025

REVISION: _____
DATE: _____
REVISION: _____
DATE: _____
REVISION: _____
DATE: _____

ISSUE DATE: 03/18/2024

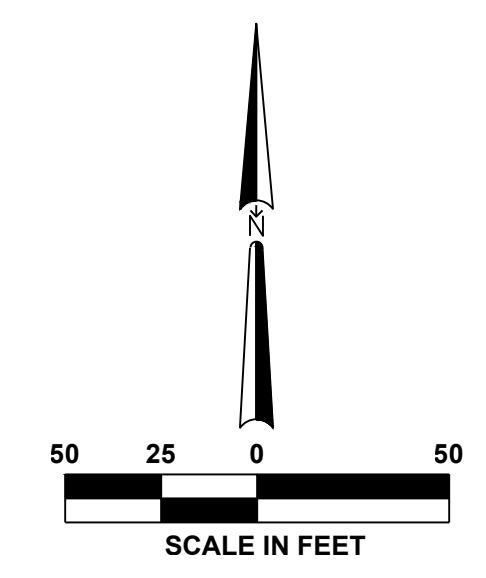
M2404-01_7353_6517353025_C-904-ALT
CAD DWG FILE: _____
DRAWN BY: RD
CHECKED BY: GU
DESIGNED BY: RB

SHEET TITLE:
**EROSION
CONTROL
ALTERNATE
3 & 4**

SHEET NUMBER:

C-904

19 OF 36 SHEETS
03/18/2024



FREDERICK AVENUE



License Name: SK Design Group, Inc.
Profession Name: Professional Engineering Corporation
License Number: E-1274-F

OFFICE OF ADMINISTRATION
DIVISION OF FACILITIES
MANAGEMENT,
DESIGN AND CONSTRUCTION

DEPARTMENT OF
MENTAL HEALTH

REPAIR / REPLACE
PAVEMENT
INFRASTRUCTURE
NORTHWEST PSYCHIATRIC
REHABILITATION CENTER

3505 FREDERICK AVE.
ST JOSEPH, MISSOURI 64506

PROJECT # M2404-01
SITE # 7353
FACILITY # 6517353025

REVISION: _____
DATE: _____
REVISION: _____
DATE: _____
REVISION: _____
DATE: _____

ISSUE DATE: 03/18/2024

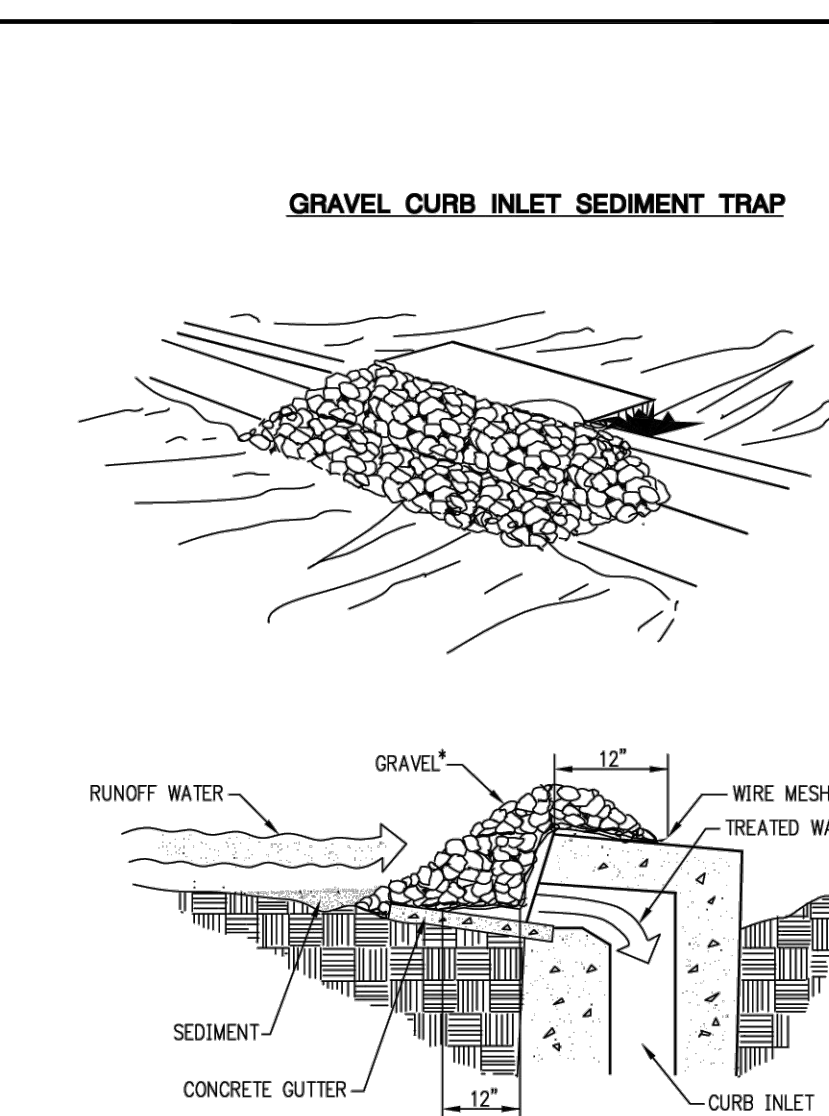
M2404-01_7353_6517353025_C-905-ALT
CAD DWG FILE: _____
DRAWN BY: RD _____
CHECKED BY: GU _____
DESIGNED BY: RB _____

SHEET TITLE:
**EROSION
CONTROL
DETAILS
ALTERNATE 3 & 4**

SHEET NUMBER:

C-905

20 OF 36 SHEETS
03/18/2024



GRAVEL CURB INLET SEDIMENT TRAP NOTES:

A) GENERAL NOTES:


1. WIRE MESH WITH 1/2-INCH OPENINGS SHALL BE PLACED OVER THE CURB INLET OPENING SO THAT AT LEAST 12 INCHES OF WIRE EXTENDS ACROSS THE INLET COVER AND AT LEAST 12 INCHES OF WIRE EXTENDS ACROSS THE CONCRETE GUTTER FROM THE INLET OPENING.
2. STONE SHALL BE PILED AGAINST THE WIRE SO AS TO ANCHOR IT AGAINST THE GUTTER AND INLET COVER AND TO COVER THE INLET OPENING COMPLETELY.
3. IF THE STONE BECOMES CLOGGED WITH SEDIMENT SO THAT IT NO LONGER ADEQUATELY PERFORMS ITS FUNCTION, THE STONE MUST BE PULLED AWAY FROM THE BLOCK AND CLEANED OR REPLACED.

B) INSPECTION AND MAINTENANCE:

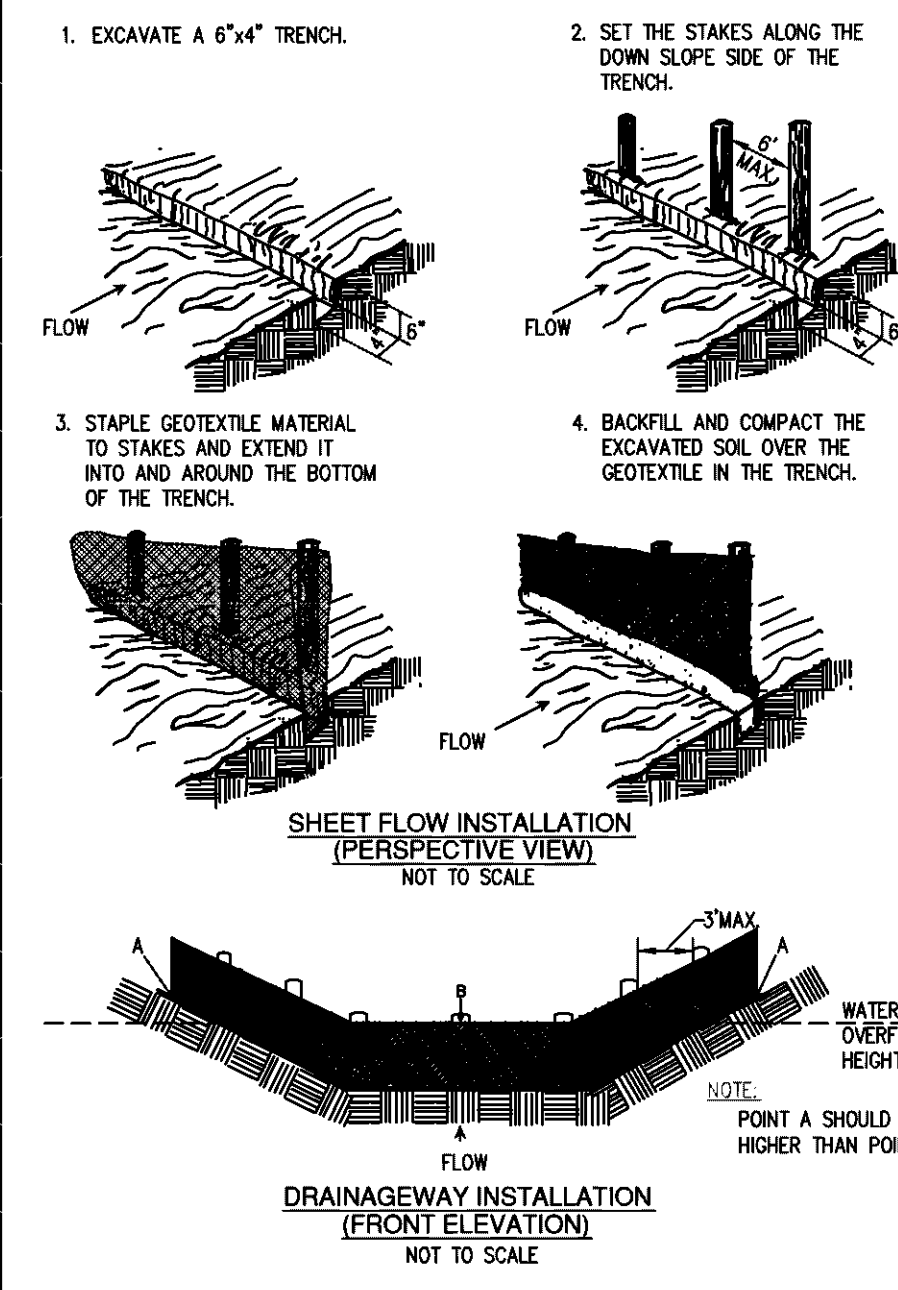
1. THE STRUCTURE SHALL BE INSPECTED AFTER EACH RAIN EVENT OF 1/2-INCH OR GREATER AND REPAIRS MADE AS NEEDED.
2. SEDIMENT SHALL BE REMOVED AND THE TRAP RESTORED TO ITS ORIGINAL DIMENSIONS WHEN THE SEDIMENT HAS ACCUMULATED TO ONE HALF THE DESIGN DEPTH OF THE TRAP. REMOVED SEDIMENT SHALL BE DEPOSITED IN A SUITABLE AREA SO THAT IT WILL NOT ERODE.
3. STRUCTURES SHALL BE REMOVED AND THE AREA STABILIZED WHEN THE REMAINING DRAINAGE AREA HAS BEEN PROPERLY STABILIZED.

CROSS SECTION
NOT TO SCALE

NOTE:
*USE CLEAN GRAVEL 1/2" TO 1" IN DIAMETER.



SEDIMENT FENCE



SEDIMENT FENCE NOTES:

A) INSTALLATION:


1. THE HEIGHT OF SEDIMENT FENCE SHALL BE A MINIMUM OF 16 INCHES ABOVE THE ORIGINAL GROUND SURFACE AND SHALL NOT EXCEED 34 INCHES ABOVE THE GROUND SURFACE.
2. THE FABRIC SHALL BE PURCHASED IN A CONTINUOUS ROLL CUT TO THE LENGTH OF THE BARRIER TO AVOID THE USE OF JOINTS. WHEN JOINTS ARE UNAVOIDABLE, FILTER CLOTH SHALL BE SECURELY SPLICED TOGETHER ONLY AT SUPPORT POSTS, WITH A MAX 6-INCH OVERLAP.
3. DIG A TRENCH AT LEAST 6 INCHES DEEP AND 4 INCHES WIDE ALONG THE FENCE ALIGNMENT.
4. DRIVE POSTS AT LEAST 24 INCHES INTO THE GROUND ON THE DOWNSLOPE SIDE OF THE TRENCH. SPACE POSTS A MAXIMUM OF 6 FEET APART.
5. EXTRA-STRENGTH SEDIMENT FENCE FABRIC SHALL BE USED. POSTS FOR THIS TYPE OF FABRIC SHALL BE PLACED A MAXIMUM OF 6 FEET APART. THE SEDIMENT FABRIC SHALL BE FASTENED SECURELY TO THE UPSLOPE SIDE OF THE POSTS USING A MINIMUM OF ONE INCH LONG HEAVY-DUTY WIRE STAPLES OR TIE-WIRES, AND EIGHT INCHES OF THE FABRIC SHALL BE EXTENDED INTO THE TRENCH. THE FABRIC SHALL NOT BE STAPLED TO EXISTING TREES.
6. PLACE THE BOTTOM 1 FOOT OF FABRIC IN THE MINIMUM-OF-6-INCH DEEP TRENCH, LAPPING TOWARD THE UPSLOPE SIDE. BACKFILL WITH COMPACTED EARTH OR GRAVEL.
7. IF A SEDIMENT FENCE IS TO BE CONSTRUCTED ACROSS A DITCH LINE OR SWALE, IT MUST BE OF SUFFICIENT LENGTH TO ELIMINATE ENDFLOW, AND THE PLAN CONFIGURATION SHALL RESEMBLE AN ARC OR HORSESHOE, PLACED ON A CONTOUR, WITH THE ENDS ORIENTED UPSLOPE. EXTRA-STRENGTH SEDIMENT FABRIC SHALL BE USED WITH A MAXIMUM 3-FOOT SPACING OF POSTS.
8. TO REDUCE MAINTENANCE, EXCAVATE A SHALLOW SEDIMENT STORAGE AREA IN THE UPSLOPE SIDE OF THE FENCE. PROVIDE GOOD ACCESS IN AREAS OF HEAVY SEDIMENTATION FOR CLEAN OUT AND MAINTENANCE.
9. SEDIMENT FENCES SHALL BE REMOVED WHEN THEY HAVE SERVED THEIR USEFUL PURPOSE, BUT NOT BEFORE THE UPSLOPE AREA HAS BEEN PERMANENTLY STABILIZED.

B) TROUBLESHOOTING:

1. DETERMINE THE EXACT LOCATION OF UNDERGROUND UTILITIES, BEFORE FENCE INSTALLATION SO UTILITIES ARE NOT DISTURBED.
2. GRADE ALIGNMENT OF FENCE AS NEEDED TO PROVIDE A BROAD, NEARLY LEVEL AREA UPSTREAM OF FENCE TO ALLOW SEDIMENT COLLECTION AREA.

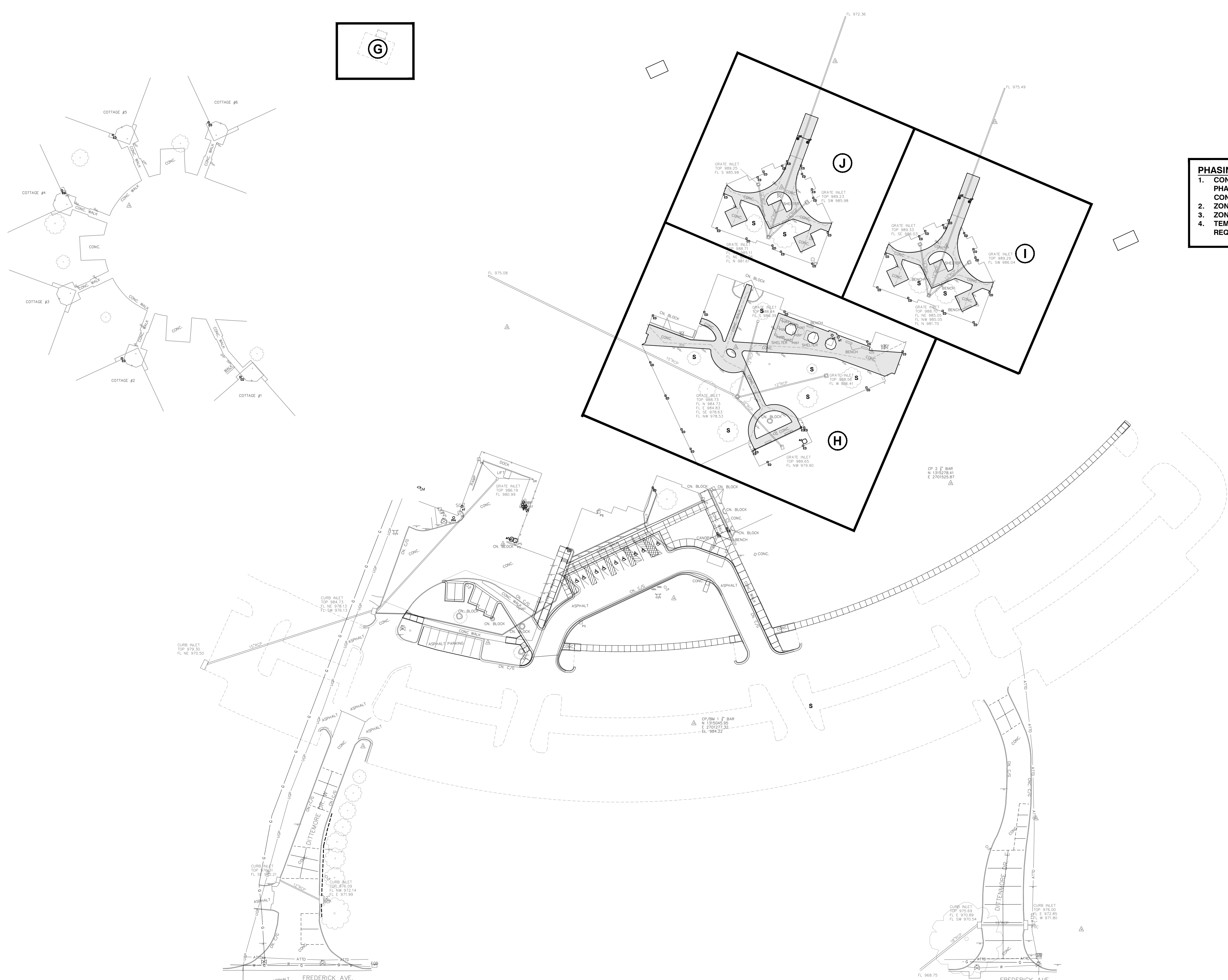
C) INSPECTION MAINTENANCE:

1. INSPECT SEDIMENT FENCES AT LEAST ONCE A WEEK AND AFTER EACH RAINFALL. MAKE ANY REQUIRED REPAIRS IMMEDIATELY.
2. SHOULD THE FABRIC OF A SEDIMENT FENCE COLLAPSE, TEAR, DECOMPOSE, OR BECOME INEFFECTIVE, REPLACE IT PROMPTLY.
3. REMOVE SEDIMENT DEPOSITS AS NECESSARY TO PROVIDE ADEQUATE STORAGE VOLUME FOR THE NEXT RAIN AND TO REDUCE PRESSURE ON THE FENCE. AVOID DAMAGING OR UNDERMINING THE FENCE DURING CLEANOUT. SEDIMENT ACCUMULATION SHOULD NOT EXCEED 1/2 THE HEIGHT OF THE FENCE.
4. REMOVE ALL FENCING MATERIALS AND UNSTABLE SEDIMENT DEPOSITS, AND BRING THE AREA TO GRADE AND STABILIZE IT AFTER THE CONTRIBUTING DRAINAGE AREA HAS BEEN PROPERLY AND COMPLETELY STABILIZED.



1 **SEDIMENT FENCE**
Not to Scale

2 **GRAVEL CURB INLET SEDIMENT TRAP**
Not to scale



IMPROVEMENTS ZONES

(A)	MAIN ENTRY ZONE ACCESS DRIVE AND SIDEWALKS
(B)	MAIN ENTRY ZONE ACCESS DRIVE AND SIDEWALKS
(C)	EAST LOADING DOCK
(D)	SIDEWALK
(E)	DITTEMORE DR. WEST
(F)	DITTEMORE DR. EAST
(G)	SECURITY ZONE PAVEMENT
(H)	CENTRAL COURT YARD
(I)	NORTH EAST COURT YARD
(J)	NORTH WEST COURT YARD

PHASING NOTES :

1. CONTRACTOR TO SUBMIT DETAILED PHASING PLAN FOR APPROVAL PRIOR TO CONSTRUCTION.
2. ZONE E TO BE COMPLETED PRIOR TO ZONE F
3. ZONE A TO BE COMPLETED PRIOR TO ZONE B
4. TEMPORARY SIDEWALK PER DETAIL C4/C5.2 REQUIRED FOR BOTH FRONT DOORS.



SK Design Group, Inc.
Civil Engineers
4600 College Blvd., Suite 100
Overland Park, KS 66211
(913)-451-1818
fax (913)-451-7599
www.skdg.com

License Name: SK Design Group, Inc.
Professional Name: Professional Engineering Corporation
License Number: E-1274-F

OFFICE OF ADMINISTRATION
DIVISION OF FACILITIES
MANAGEMENT,
DESIGN AND CONSTRUCTION

DEPARTMENT OF
MENTAL HEALTH

REPAIR / REPLACE
PAVEMENT
INFRASTRUCTURE
NORTHWEST PSYCHIATRIC
REHABILITATION CENTER

3505 FREDERICK AVE.
ST JOSEPH, MISSOURI 64506

PROJECT # M2404-01
SITE # 7353
FACILITY # 6517353025

REVISION: _____
DATE: _____
REVISION: _____
DATE: _____
REVISION: _____
DATE: _____

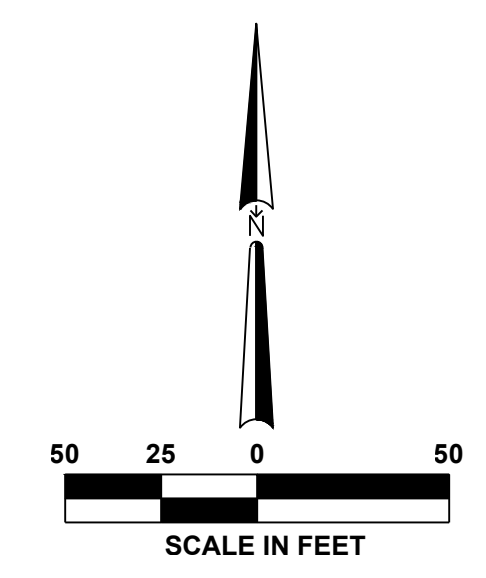
ISSUE DATE: 03/18/2024

M2404-01_7353_6517353025_C-906-ALT
CAD DWG FILE:
DRAWN BY: RD
CHECKED BY: GU
DESIGNED BY: RB

SHEET TITLE:
**PHASING
PLAN
ALTERNATE
3 & 4**

SHEET NUMBER:

C-906



FREDERICK AVENUE



License Name: SK Design Group, Inc.
Profession Name: Professional Engineering Corporation
License Number: E-1274-F

OFFICE OF ADMINISTRATION
DIVISION OF FACILITIES
MANAGEMENT,
DESIGN AND CONSTRUCTION

DEPARTMENT OF
MENTAL HEALTH

REPAIR / REPLACE
PAVEMENT
INFRASTRUCTURE
NORTHWEST PSYCHIATRIC
REHABILITATION CENTER

3505 FREDERICK AVE.
ST JOSEPH, MISSOURI 64506

PROJECT # M2404-01
SITE # 7353
FACILITY # 6517353025

REVISION: _____
DATE: _____
REVISION: _____
DATE: _____
REVISION: _____
DATE: _____

ISSUE DATE: 03/18/2024

M2404-01_7353_6517353025_C-907-ALT
CAD DWG FILE: _____
DRAWN BY: RD
CHECKED BY: GU
DESIGNED BY: RB


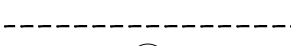



SHEET TITLE:
**SITE
DEMOLITION
PLAN - 1
ALTERNATE 3**

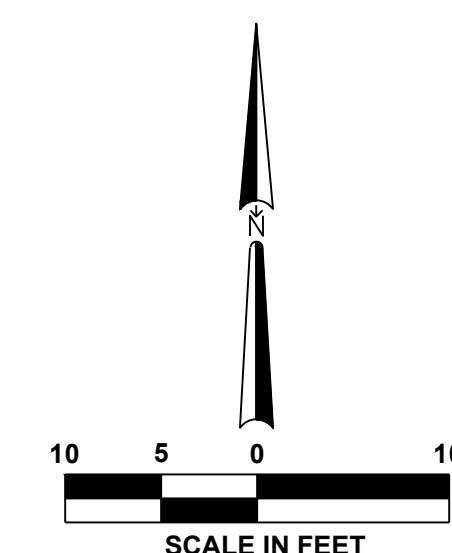
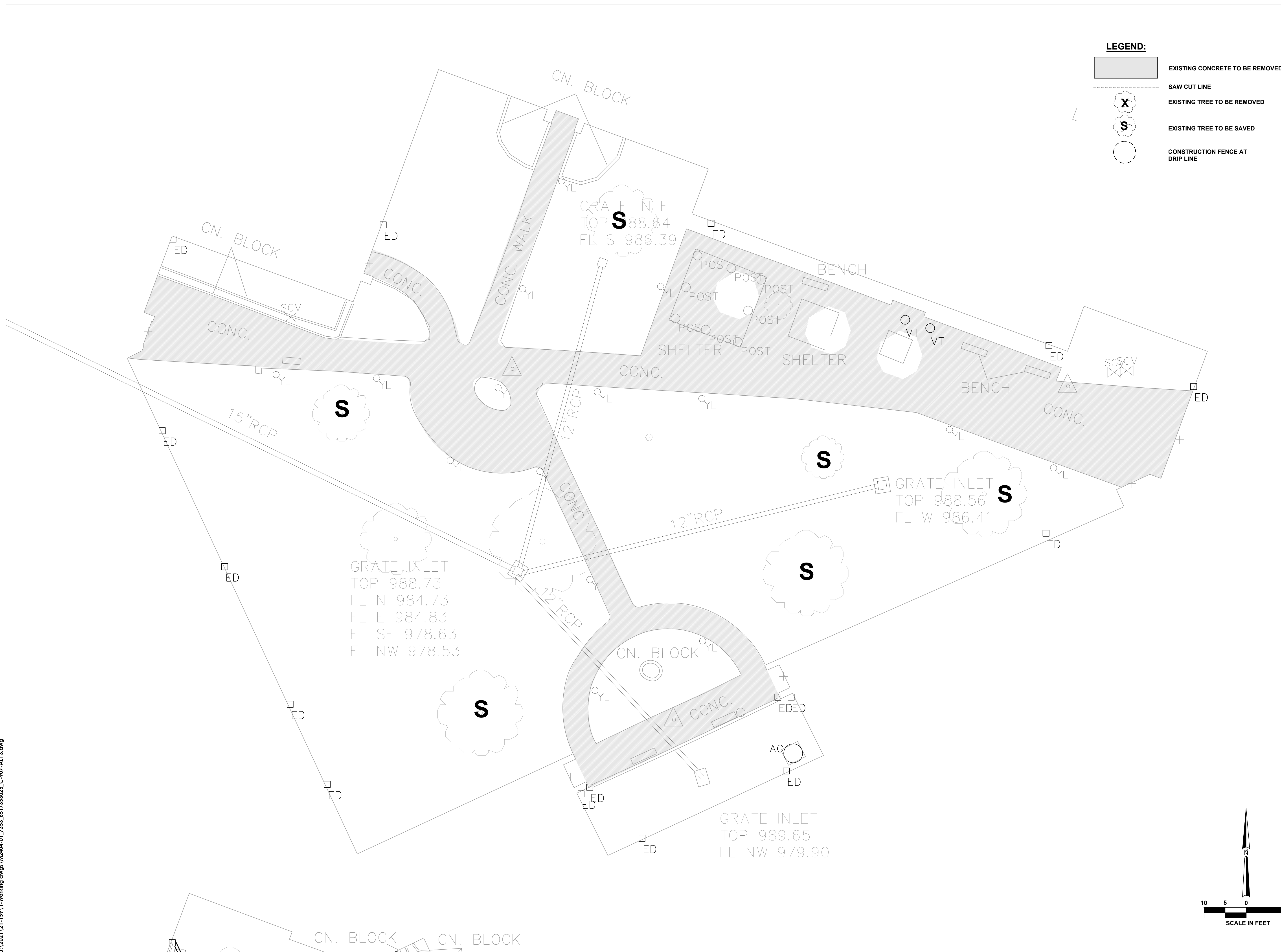
SHEET NUMBER:

C-907

22 OF 36 SHEETS
03/18/2024

LEGEND:

-  EXISTING CONCRETE TO BE REMOVED
-  SAW CUT LINE
-  EXISTING TREE TO BE REMOVED
-  EXISTING TREE TO BE SAVED
-  CONSTRUCTION FENCE AT DRIP LINE



U:\2021\21-159\1-Working dwgs\M2404-01_7353_6517353025_C-907-ALT 3.dwg



License Name: SK Design Group, Inc.
Profession Name: Professional Engineering Corporation
License Number: E-1274-F

OFFICE OF ADMINISTRATION
DIVISION OF FACILITIES
MANAGEMENT,
DESIGN AND CONSTRUCTION

DEPARTMENT OF
MENTAL HEALTH

REPAIR / REPLACE
PAVEMENT
INFRASTRUCTURE
NORTHWEST PSYCHIATRIC
REHABILITATION CENTER

3505 FREDERICK AVE.
ST JOSEPH, MISSOURI 64506

PROJECT # M2404-01
SITE # 7353
FACILITY # 6517353025

REVISION: _____
DATE: _____
REVISION: _____
DATE: _____
REVISION: _____
DATE: _____

ISSUE DATE: 03/18/2024

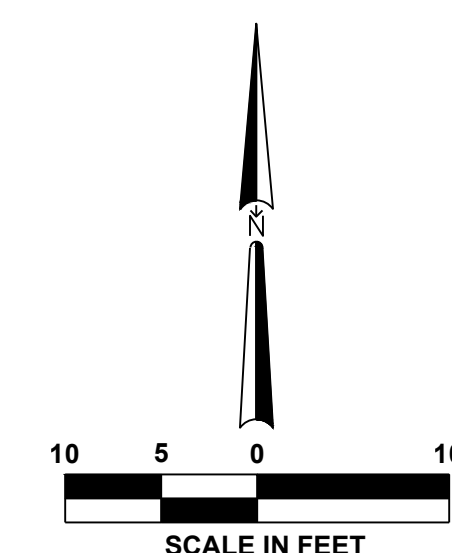
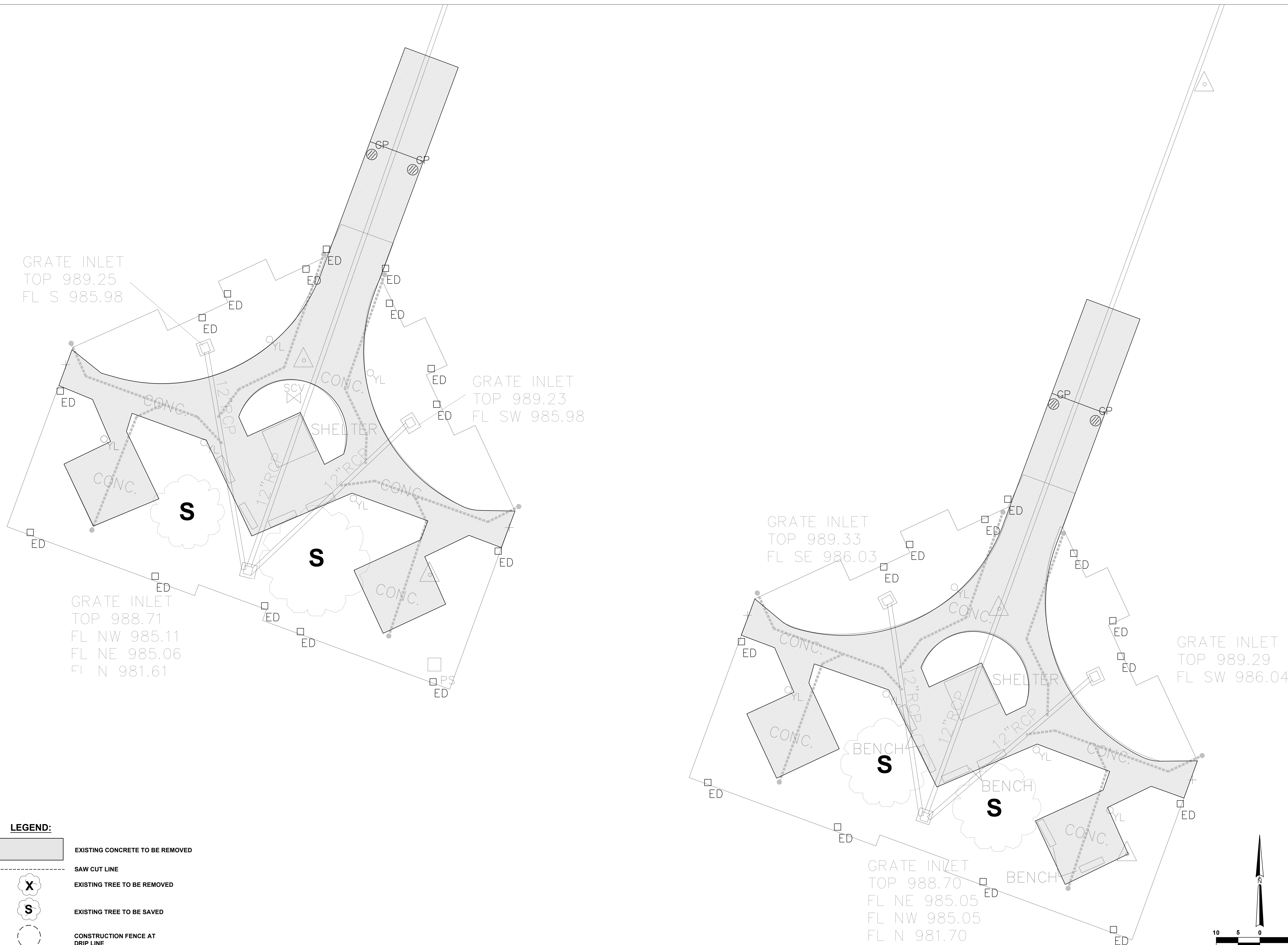
M2404-01_7353_6517353025_C-908-ALT
CAD DWG FILE: _____
DRAWN BY: RD
CHECKED BY: GU
DESIGNED BY: RB

SHEET TITLE:
**SITE
DEMOLITION
PLAN - 2
ALTERNATE 4**

SHEET NUMBER:

C-908

23 OF 36 SHEETS
03/18/2024





License Name: SK Design Group, Inc.
Profession Name: Professional Engineering Corporation
License Number: E-1274-F

OFFICE OF ADMINISTRATION
DIVISION OF FACILITIES
MANAGEMENT,
DESIGN AND CONSTRUCTION

DEPARTMENT OF
MENTAL HEALTH

REPAIR / REPLACE
PAVEMENT
INFRASTRUCTURE
NORTHWEST PSYCHIATRIC
REHABILITATION CENTER

3505 FREDERICK AVE.
ST JOSEPH, MISSOURI 64506

PROJECT # M2404-01
SITE # 7353
FACILITY # 6517353025

REVISION: _____
DATE: _____
REVISION: _____
DATE: _____
REVISION: _____
DATE: _____

ISSUE DATE: 03/18/2024

M2404-01_7353_6517353025_C-909-ALT
CAD DWG FILE:
DRAWN BY: RD
CHECKED BY: GU
DESIGNED BY: RB





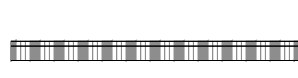
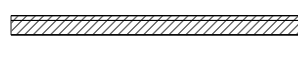






SHEET TITLE:
**SITE DIMENSION
PLAN - 1
ALTERNATE 3**

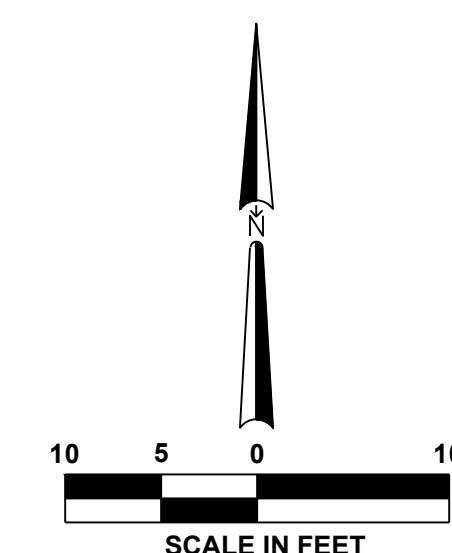
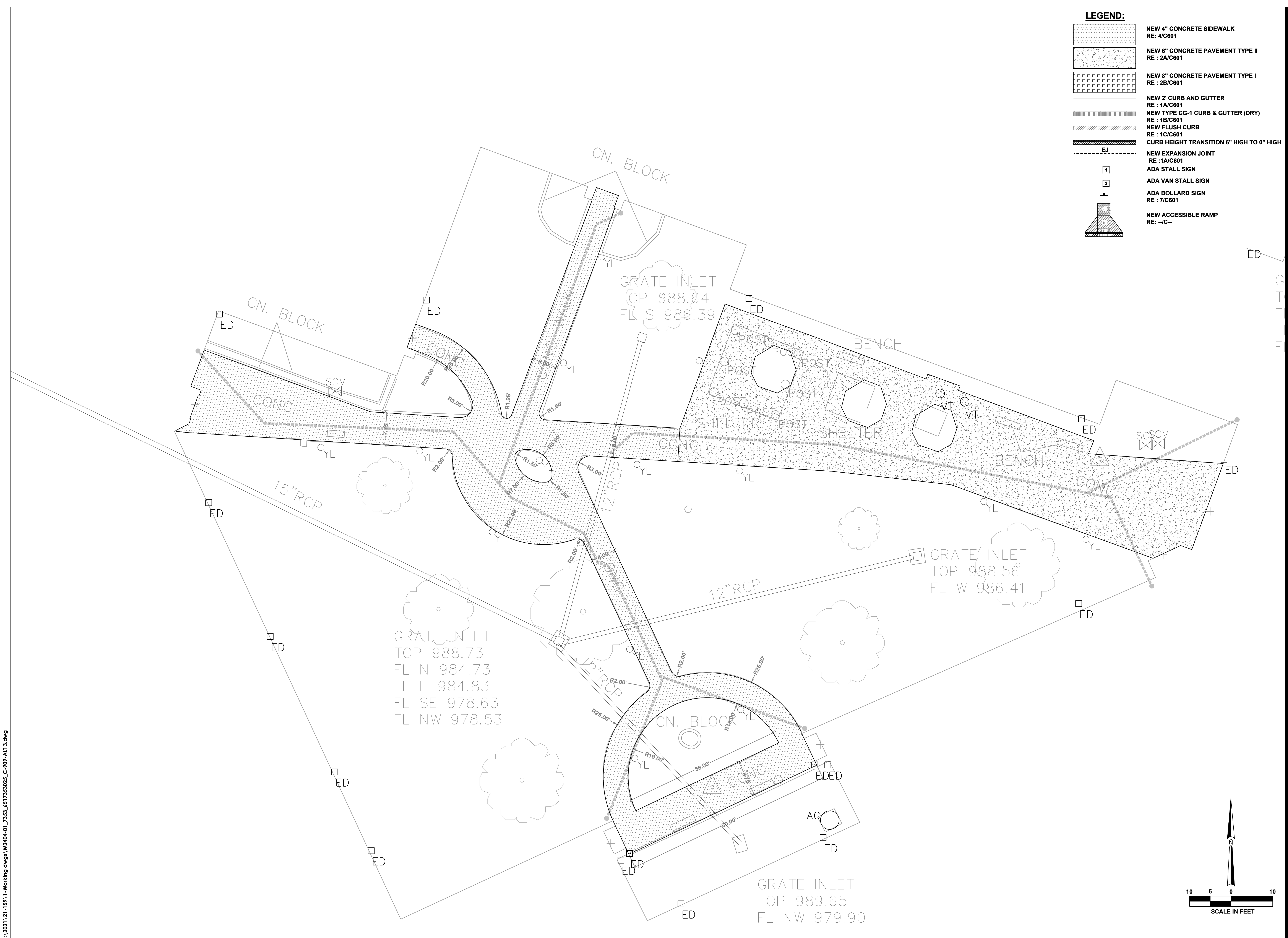
SHEET NUMBER:

C-909

24 OF 36 SHEETS
03/18/2024

LEGEND:

-  NEW 4" CONCRETE SIDEWALK
RE: 4/C601
-  NEW 6" CONCRETE PAVEMENT TYPE II
RE: 2A/C601
-  NEW 8" CONCRETE PAVEMENT TYPE I
RE: 2B/C601
-  NEW 2" CURB AND GUTTER
RE: 1A/C601
-  NEW TYPE CG-1 CURB & GUTTER (DRY)
RE: 1B/C601
-  NEW FLUSH CURB
RE: 1C/C601
-  CURB HEIGHT TRANSITION 6" HIGH TO 0" HIGH
-  NEW EXPANSION JOINT
RE: 1A/C601
-  ADA STALL SIGN
-  ADA VAN STALL SIGN
-  ADA BOLLARD SIGN
RE: 7/C601
-  NEW ACCESSIBLE RAMP
RE: -JC-



U:\2021\21-159\1-Working dwgs\M2404-01_7353_6517353025_C-909-ALT 3.dwg



License Name: SK Design Group, Inc.
Profession Name: Professional Engineering Corporation
License Number: E-1274-F

OFFICE OF ADMINISTRATION
DIVISION OF FACILITIES
MANAGEMENT,
DESIGN AND CONSTRUCTION

DEPARTMENT OF
MENTAL HEALTH

REPAIR / REPLACE
PAVEMENT
INFRASTRUCTURE
NORTHWEST PSYCHIATRIC
REHABILITATION CENTER

3505 FREDERICK AVE.
ST JOSEPH, MISSOURI 64506

PROJECT # M2404-01
SITE # 7353
FACILITY # 6517353025

REVISION: _____
DATE: _____
REVISION: _____
DATE: _____
REVISION: _____
DATE: _____
ISSUE DATE: 03/18/2024

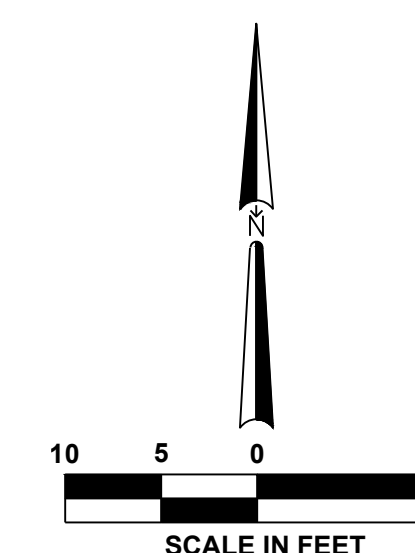
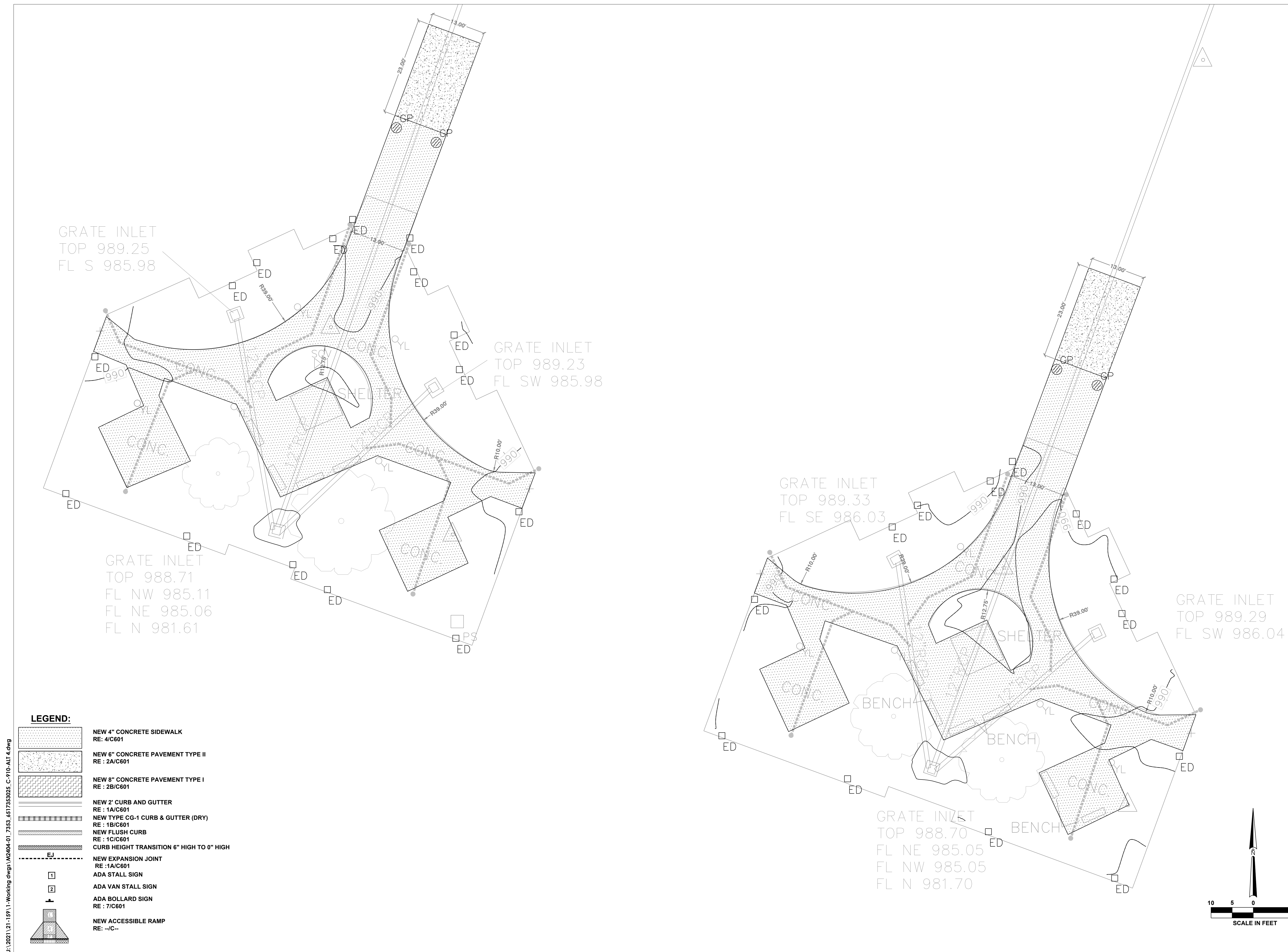
M2404-01_7353_6517353025_C-910-ALT
CAD DWG FILE: _____
DRAWN BY: RD
CHECKED BY: GU
DESIGNED BY: RB

SHEET TITLE:
**SITE DIMENSION
PLAN - 2
ALTERNATE 4**

SHEET NUMBER:

C-910

25 OF 36 SHEETS
03/18/2024





License Name: SK Design Group, Inc.
Profession Name: Professional Engineering Corporation
License Number: E-1274-F

OFFICE OF ADMINISTRATION
DIVISION OF FACILITIES
MANAGEMENT,
DESIGN AND CONSTRUCTION

DEPARTMENT OF
MENTAL HEALTH

REPAIR / REPLACE
PAVEMENT
INFRASTRUCTURE
NORTHWEST PSYCHIATRIC
REHABILITATION CENTER

3505 FREDERICK AVE.
ST JOSEPH, MISSOURI 64506

PROJECT # M2404-01
SITE # 7353
FACILITY # 6517353025

REVISION: _____
DATE: _____
REVISION: _____
DATE: _____
REVISION: _____
DATE: _____

ISSUE DATE: 03/18/2024

M2404-01_7353_6517353025_C-911-ALT
CAD DWG FILE: _____
DRAWN BY: RD
CHECKED BY: GU
DESIGNED BY: RB

SHEET TITLE:

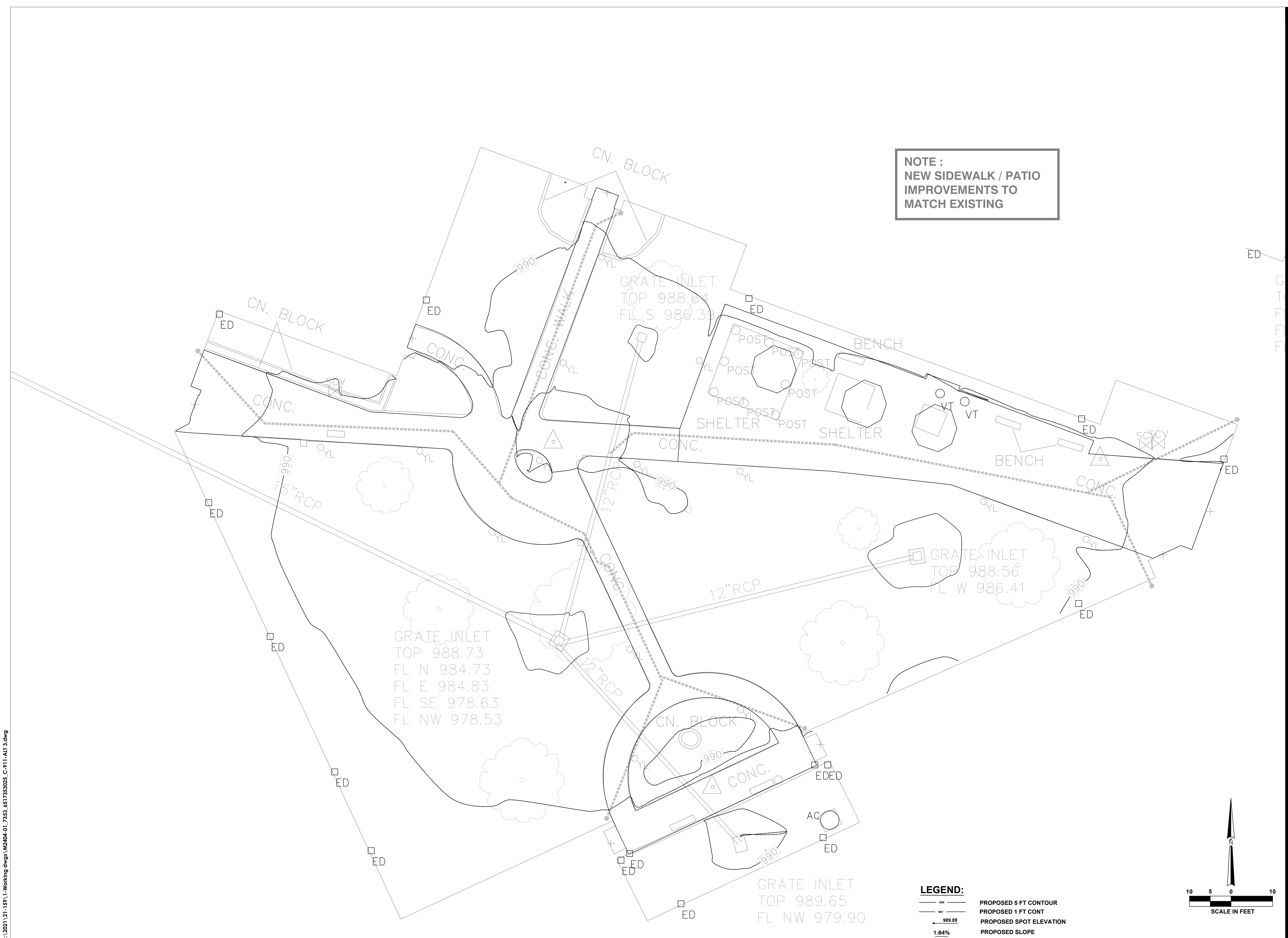
**SITE GRADING
PLAN -1
ALTERNATE 3**

SHEET NUMBER:

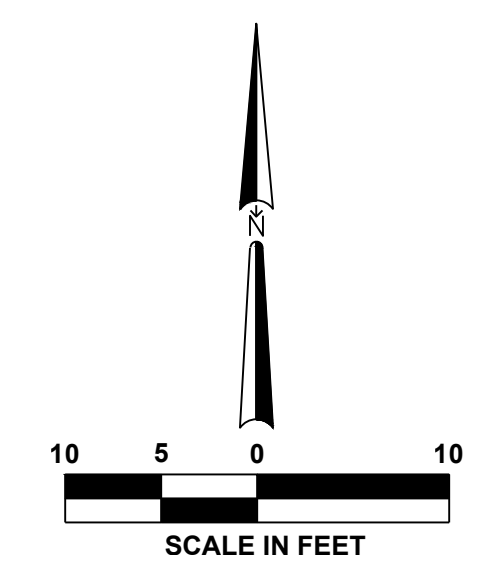
C-911

26 OF 36 SHEETS
03/18/2024

NOTE :
NEW SIDEWALK / PATIO
IMPROVEMENTS TO
MATCH EXISTING



LEGEND:
--- PROPOSED 5 FT CONTOUR
--- PROPOSED 1 FT CONT
--- PROPOSED SPOT ELEVATION
1.64% PROPOSED SLOPE



U:\2021\21-159\1-Working dwgs\M2404-01_7353_6517353025_C-911-ALT 3.dwg



License Name: SK Design Group, Inc.
Profession Name: Professional Engineering Corporation
License Number: E-1274-F

OFFICE OF ADMINISTRATION
DIVISION OF FACILITIES
MANAGEMENT,
DESIGN AND CONSTRUCTION

DEPARTMENT OF
MENTAL HEALTH

REPAIR / REPLACE
PAVEMENT
INFRASTRUCTURE
NORTHWEST PSYCHIATRIC
REHABILITATION CENTER

3505 FREDERICK AVE.
ST JOSEPH, MISSOURI 64506

PROJECT # M2404-01
SITE # 7353
FACILITY # 6517353025

REVISION: _____
DATE: _____
REVISION: _____
DATE: _____
REVISION: _____
DATE: _____

ISSUE DATE: 03/18/2024

M2404-01_7353_6517353025_C-912-ALT
CAD DWG FILE: _____
DRAWN BY: RD
CHECKED BY: GU
DESIGNED BY: RB

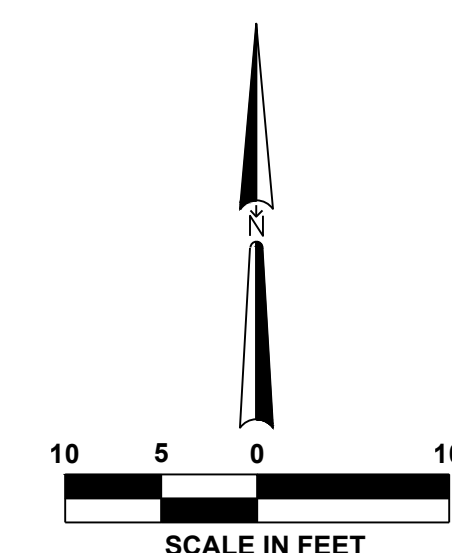
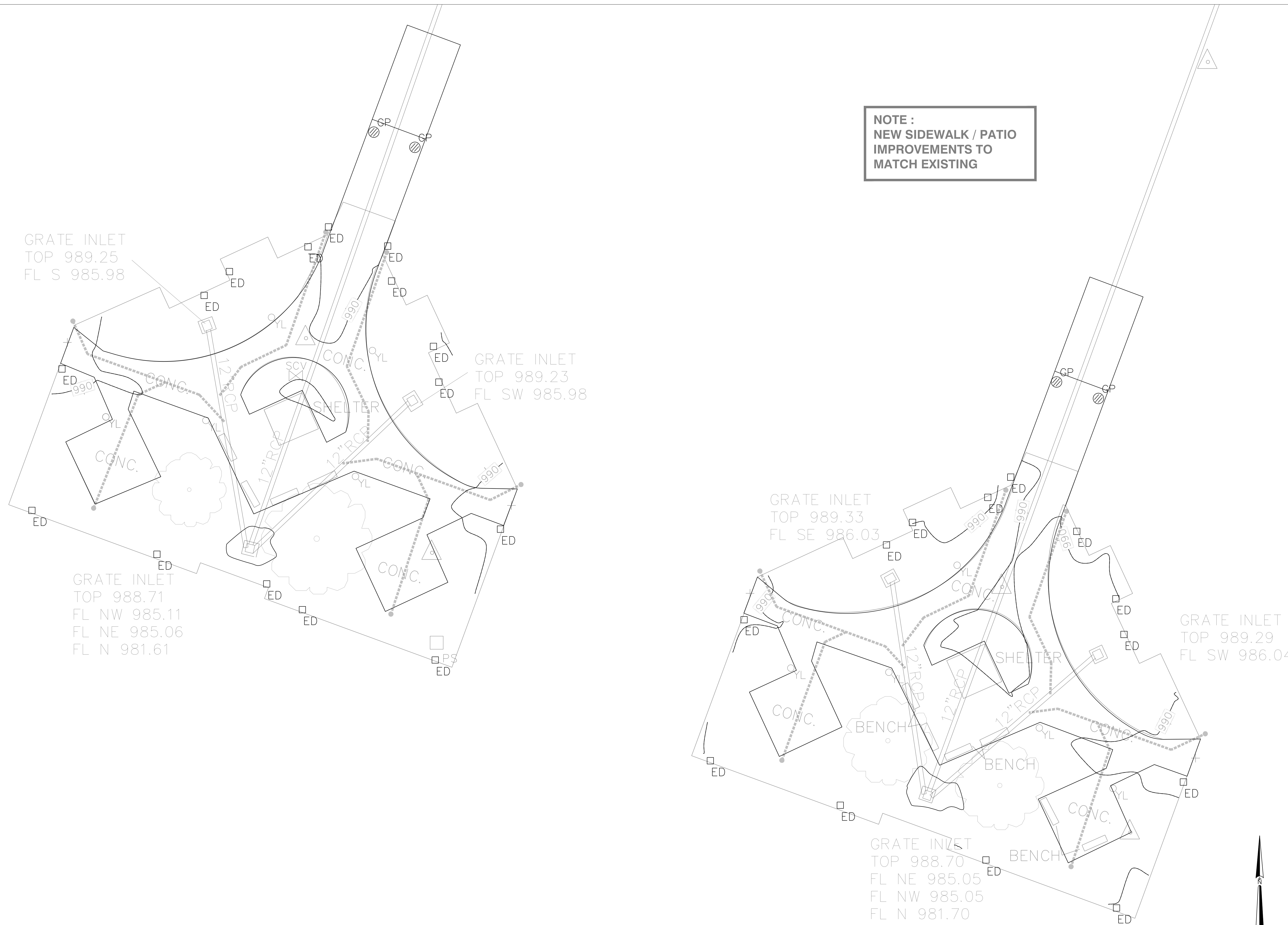
SHEET TITLE:
**SITE GRADING
PLAN - 2
ALTERNATE 4**

SHEET NUMBER:

C-912

27 OF 36 SHEETS
03/18/2024

NOTE :
NEW SIDEWALK / PATIO
IMPROVEMENTS TO
MATCH EXISTING





License Name: SK Design Group, Inc.
Profession Name: Professional Engineering Corporation
License Number: E-1274-F

OFFICE OF ADMINISTRATION
DIVISION OF FACILITIES
MANAGEMENT,
DESIGN AND CONSTRUCTION

DEPARTMENT OF
MENTAL HEALTH

REPAIR / REPLACE
PAVEMENT
INFRASTRUCTURE
NORTHWEST PSYCHIATRIC
REHABILITATION CENTER

3505 FREDERICK AVE.
ST JOSEPH, MISSOURI 64506

PROJECT # M2404-01
SITE # 7353
FACILITY # 6517353025

REVISION: _____
DATE: _____
REVISION: _____
DATE: _____
REVISION: _____
DATE: _____

ISSUE DATE: 03/18/2024

M2404-01_7353_6517353025_C-913-ALT
CAD DWG FILE: _____
DRAWN BY: RD
CHECKED BY: GU
DESIGNED BY: RB

SHEET TITLE:
**SITE UTILITY
PLAN ALTERNATE
3 & 4**

SHEET NUMBER:

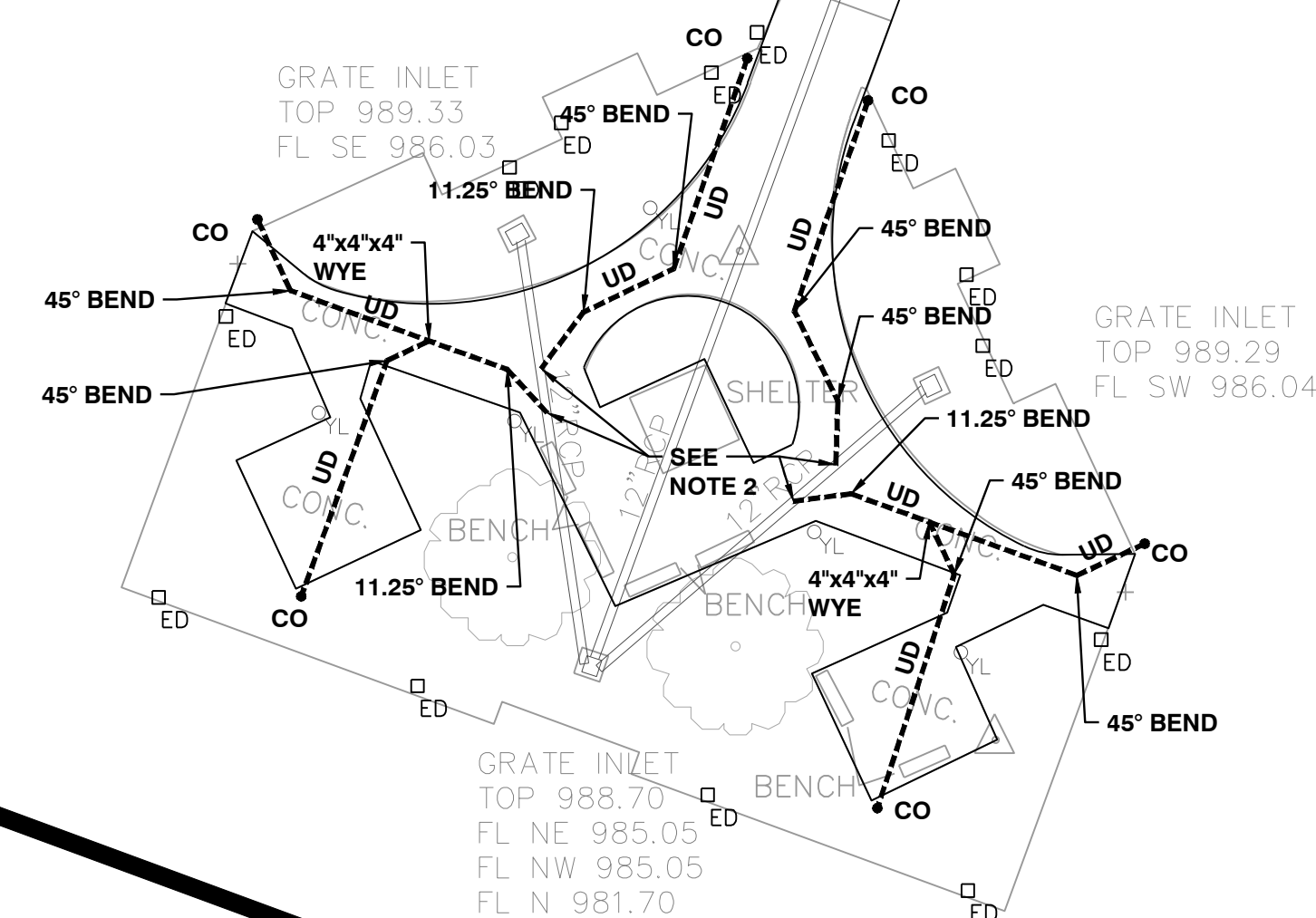
C-913

28 OF 36 SHEETS
03/18/2024

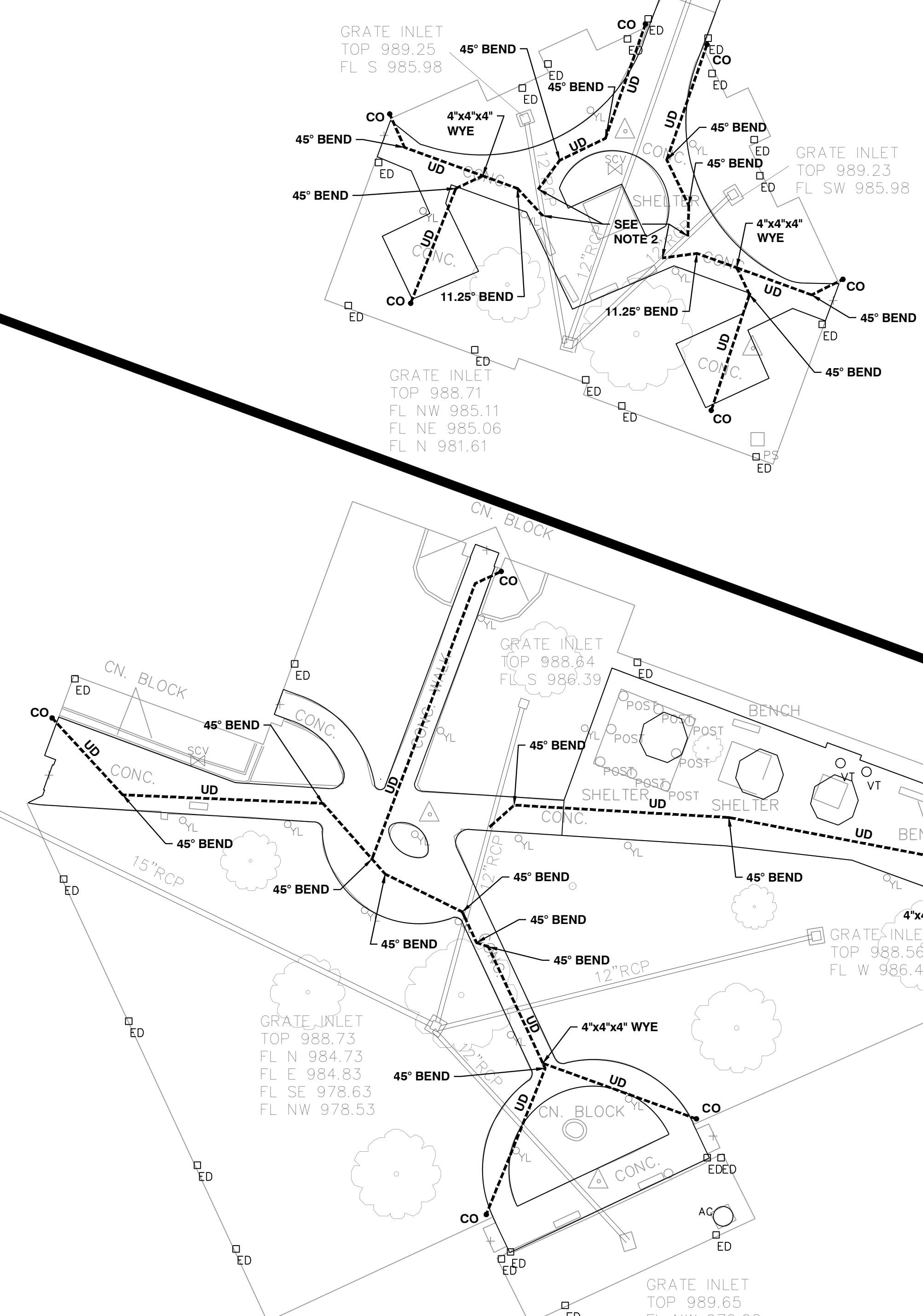
LEGEND:

UD	NEW 4" UNDERDRAIN
RE: JC	RE: JC
CO	NEW CLEANOUT
RE: JC	RE: JC

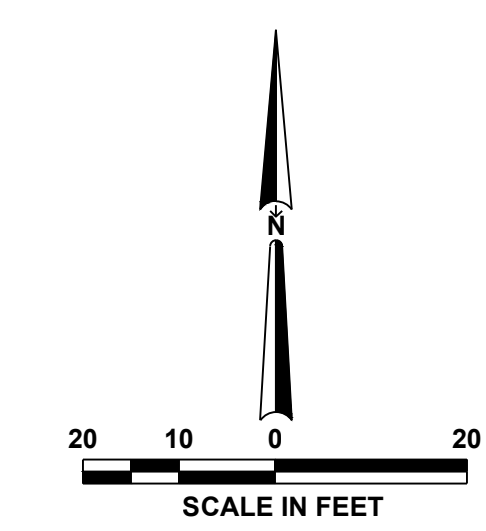
ALTERNATE 4



ALTERNATE 3

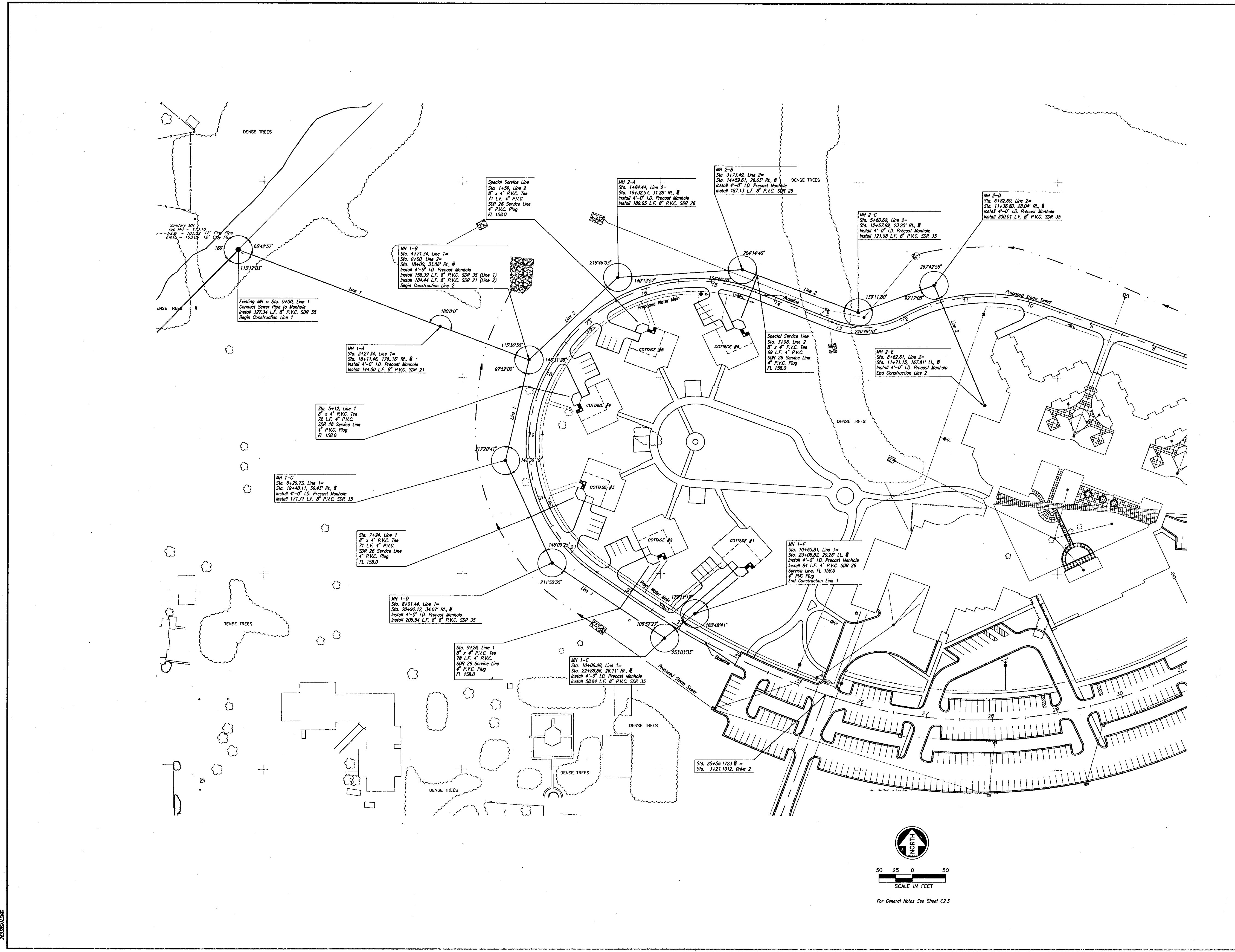


UNDER DRAIN NOTES :
1. NEW UNDER DRAIN TO BE CONSTRUCTED A MIN. OF 0.25% SLOPE AT DEPTH OF 2'-3' BELOW FINISH GRADE.
2. NEW UNDER DRAIN CONNECTION TO EXISTING RCP STORM PIPE TO BE INSERTA-TEE, ADS.



CP 2 1/2" BAR
N 1315278.41

U:\2021\21-159\1-Working dwgs\M2404-01_7353_6517353025_C-913-ALT 3 & 4.dwg



Architectural Consultants
 Architects and Planners
 4306 Dr. Creaves Rd.
 Grandview, Missouri 64030

ROBERT D. CAMPBELL & CO.
 CONSULTING ENGINEERS
 Structural Engineers
 Missouri Ch. No. 01427, State of Missouri No. 01427

SHAVER, ALME & WARRER P.A.
 ARCHITECTS AND PLANNERS
 1000 N. GARDNER ST.
 ST. JOSEPH, MO 64506

STATE
 Project Number: 09-650-93-001B
 Account Number: 307-7432-150
 AD Project Number: 9092

SANITARY SEWER PLAN - St. Joseph Rehabilitation Ctr.
3400 Frederick Ave - St. Joseph, Missouri 64506

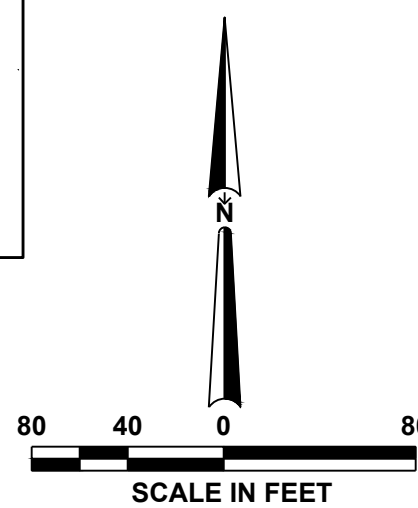
State of Missouri
 Director: MEL CARMANN
 Governor: MEL CARMANN

Date: 10-16-24
 Revised: 2-24-25

Sheet No. **C2.1**
 Copyright 1994 - ACI

Office of Administration
 Division of Facilities Construction
 RANDALL C. ALLEN, MA

FOR INFORMATION ONLY



License Name: SK Design Group, Inc.
Professional Name: Professional Engineering Corporation
License Number: E-1274-F

OFFICE OF ADMINISTRATION
DIVISION OF FACILITIES
MANAGEMENT,
DESIGN AND CONSTRUCTION

DEPARTMENT OF
MENTAL HEALTH

REPAIR / REPLACE
PAVEMENT
INFRASTRUCTURE
NORTHWEST PSYCHIATRIC
REHABILITATION CENTER

3505 FREDERICK AVE.
ST JOSEPH, MISSOURI 64506

PROJECT # M2404-01
SITE # 7353
ASSET # 6517353025

REVISION: _____
 DATE: _____
 REVISION: _____
 DATE: _____
 REVISION: _____
 DATE: _____
 ISSUE DATE: 03/18/24

M2404-01_7353_6517353025_ERD-1
 CAD DWG FILE:
 DRAWN BY: RD
 CHECKED BY: GU
 DESIGNED BY: RB

SHEET TITLE:
**EXISTING SITE
SHEET - 1**

SHEET NUMBER:

ERD-1



License Name: SK Design Group, Inc.
Profession Name: Professional Engineering Corporation
License Number: E-1274-F

OFFICE OF ADMINISTRATION
DIVISION OF FACILITIES
MANAGEMENT,
DESIGN AND CONSTRUCTION

DEPARTMENT OF
MENTAL HEALTH

REPAIR / REPLACE
PAVEMENT
INFRASTRUCTURE
NORTHWEST PSYCHIATRIC
REHABILITATION CENTER

3505 FREDERICK AVE.
ST JOSEPH, MISSOURI 64506

PROJECT # M2404-01
SITE # 7353
ASSET # 6517353025

REVISION: _____
DATE: _____
REVISION: _____
DATE: _____
REVISION: _____
DATE: _____

ISSUE DATE: 03/18/2024

M2404-01_7353_6517353025_ERD-2
CAD DWG FILE:
DRAWN BY: RD
CHECKED BY: GU
DESIGNED BY: RB

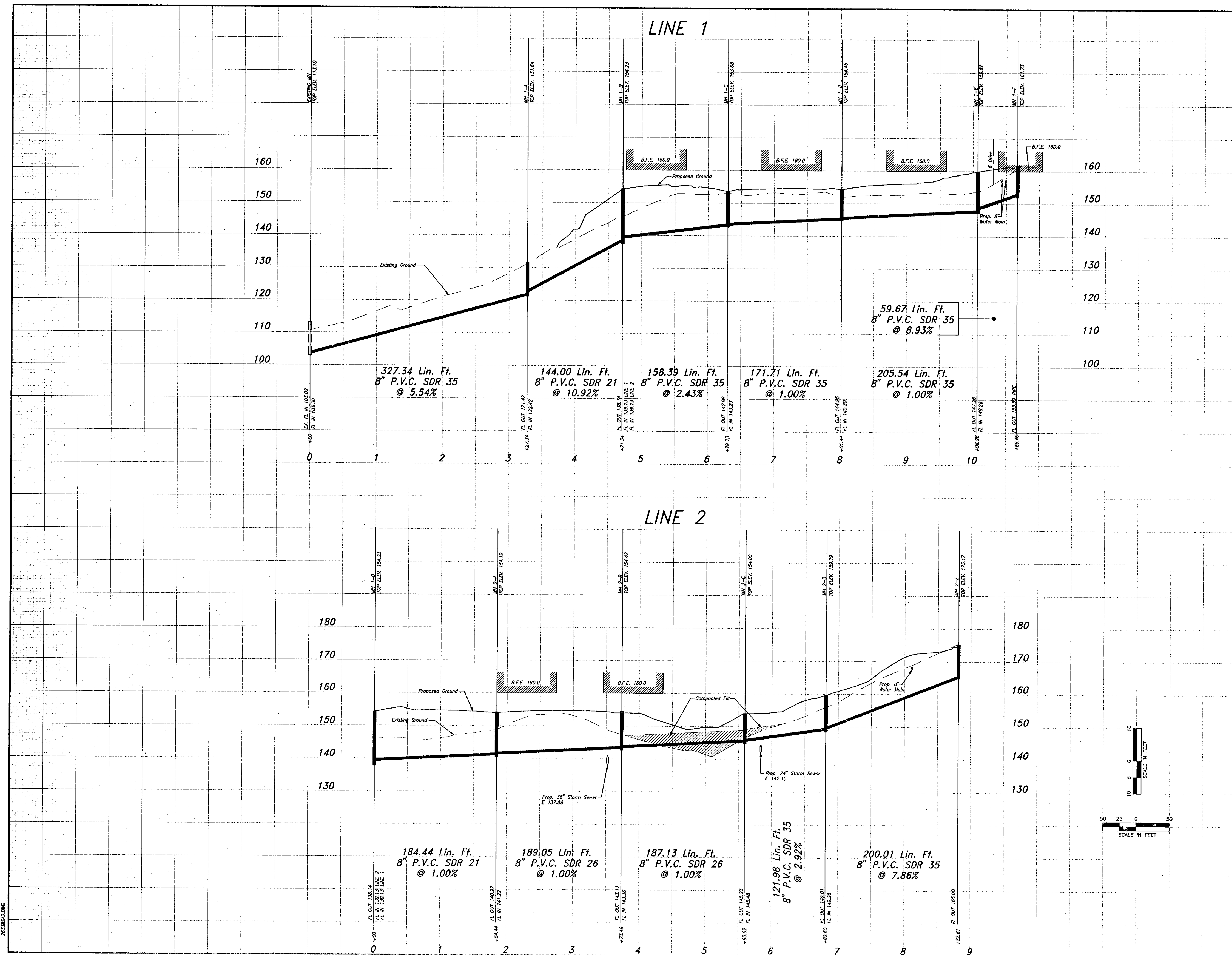
SHEET TITLE:

**EXISTING SITE
SHEET - 2**

SHEET NUMBER:

ERD-2

30 OF 36 SHEETS
03/18/2024



Architectural Consultants

Architects and Planners
Bob D. Campbell & Co.
Structural Engineers
4305 Dr. Greaves Rd.
Grandview, Missouri 64030
(816) 431-1111

Engineers
Shirley Lane & Warren, P.A.
Professional Engineers
1111 W. 14th St.
St. Joseph, Missouri 64506
(816) 234-1111

STATE Project Number: 09-650-93-00019
STATE Account Number: 507-4026-140
ACS Project Number: 9092

**SAN SEWER DETAILS - St. Joseph Rehabilitation Center
3400 Frederick Ave - St. Joseph, Missouri 64506**

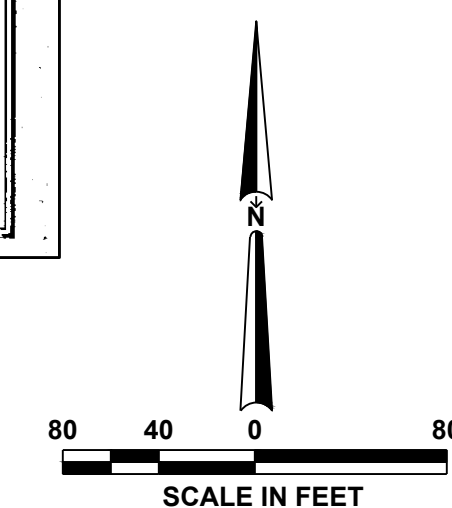
Department of Mental Health
Northwest Psychiatric
Rehabilitation Center
1111 W. 14th St.
St. Joseph, Missouri 64506
ROBERT WILSON, M.D., DIRECTOR

State of Missouri
MEL CARBANKAN GOVERNOR
RUSSELL G. AILEN, AN

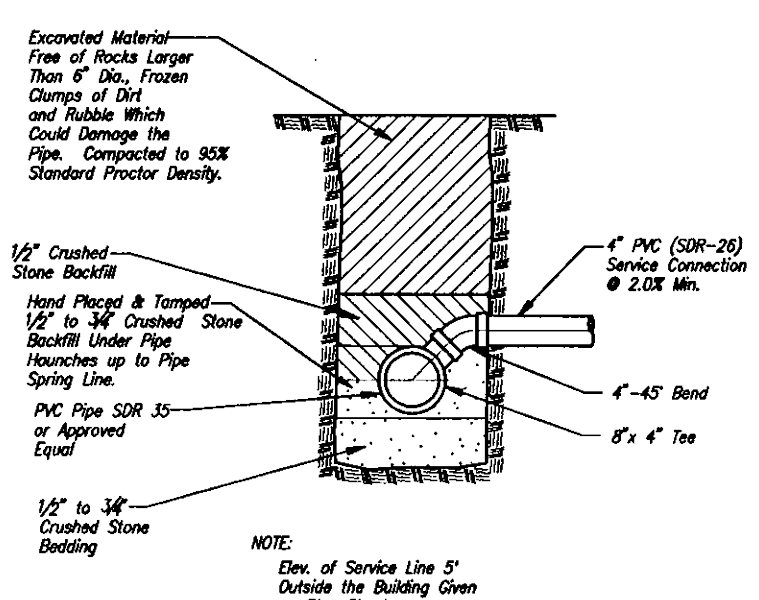
Date: 19-14-24
Revised: 2-24-25

Sheet No: **C2.2**

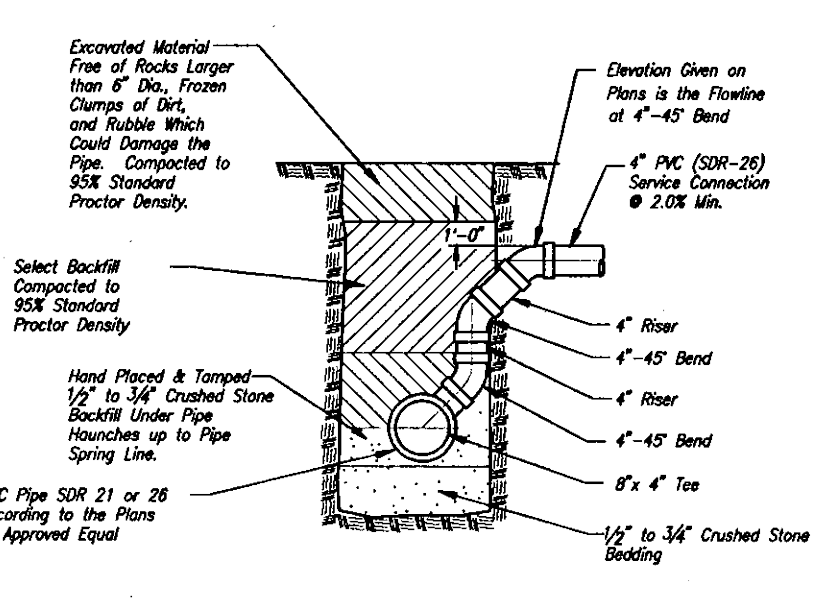
FOR INFORMATION ONLY



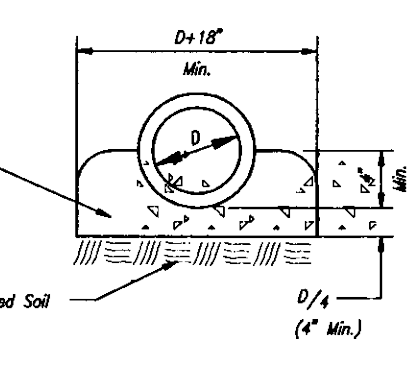
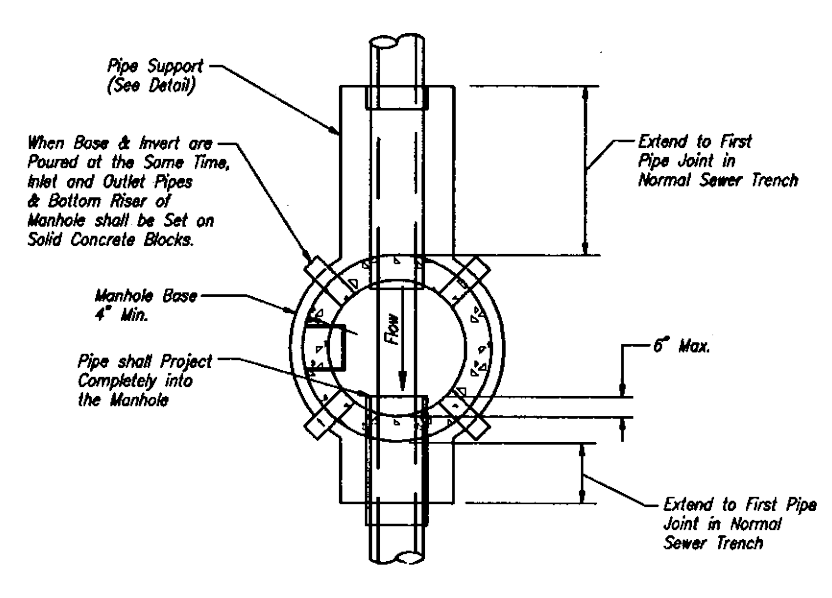
26LSB5A.DWG



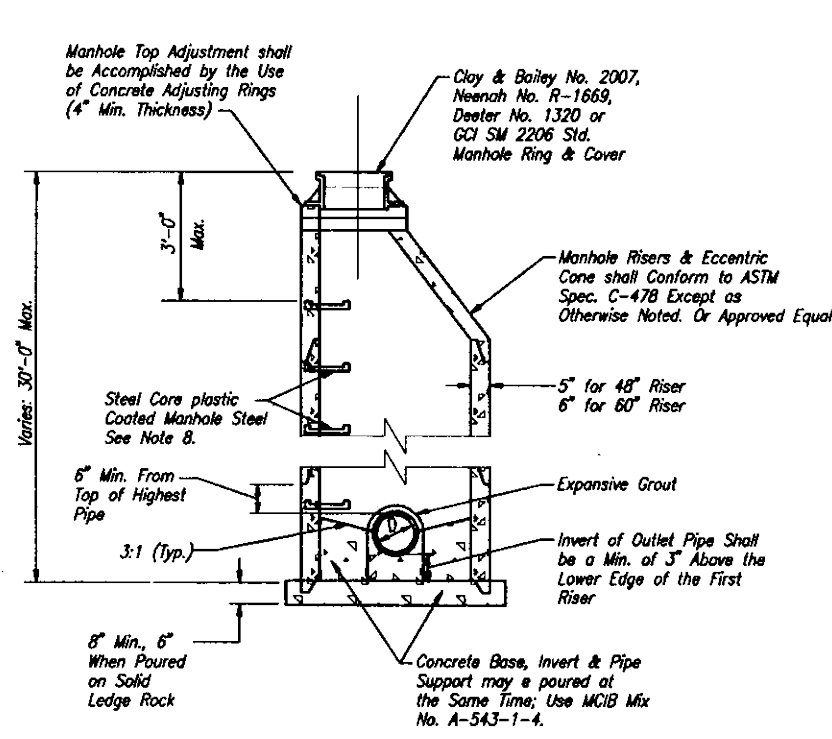
TYPICAL SERVICE LINE CONNECTION
NO SCALE



SPECIAL SERVICE LINE
NO SCALE



PIPE SUPPORT
NO SCALE

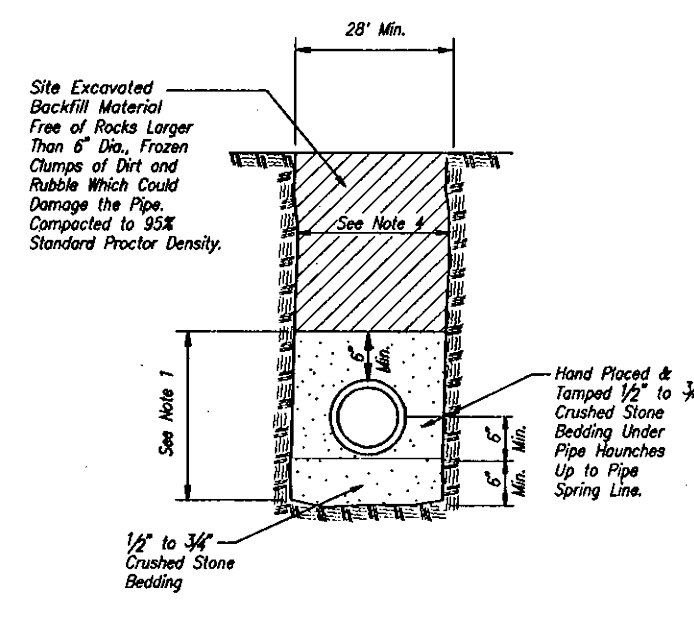


- NOTE:
- Riser lengths shall be selected to give minimum number of joints.
 - Manhole may be transitioned to 48" Dia. 8" above T.L. of Outlet for 60" and 72" Manholes.
 - When Dia 18" or less, invert depth = D/2. When Dia 18" or greater, invert depth = D.
 - For 18" pipe or smaller, use 4"-0" diameter. For 27"-36" pipe use 3"-0" diameter manhole.
 - Precast concrete manholes shall conform to ASTM C478 except as modified by the specifications.
 - Does not built manholes with bottom section shall be poured at 4000 psi concrete.
 - The bottom section of all precast manholes not built monolithic with the base shall be set into a steel-reinforced poured concrete base a minimum of 4" (4" @ 8" R).
 - Steel Core Plastic Coated Manhole Steps shall have a Copolymer Polypropylene plastic coating conforming to ASTM D-2148. The Steel Core shall be a minimum of 1/2" in diameter grade 60 steel.

PRECAST MANHOLES
NO SCALE


SANITARY SEWER GENERAL NOTES

- Linear foot measurements shown on the plans are horizontal measurements, not slope measurements. All payments shall be made on horizontal measurements.
 - No geological information is shown on these plans.
 - The utility locations shown on these plans are taken from utility company records and are approximate only. They do not constitute actual field locations. The Contractor shall verify the location and depth of all utilities prior to construction.
 - All waste material resulting from the project shall be disposed of off-site by the Contractor.
 - Subgrade soil for all concrete structures, regardless of the type or location, shall be firm, dense and thoroughly compacted and consolidated; shall be free from muck and mud, and shall be sufficiently stable to remain firm and intact under the feet of the workmen or machinery engaged in subsurface surfacing, laying reinforcing steel, and depositing concrete thereon. In all cases where muck or muck or muck during such operation, a test course of either concrete or rock shall be placed below subgrade to provide a firm base for working and for placing the floor slab.
 - All excavation shall be unexcavated. No separate payment will be made for rock excavation.
 - The Contractor shall perform diaphragm deflection test on flexible and semiflexible (made of materials Poly-Vinyl Chloride and Acrylonitrile Butadiene Styrene) pipe prior to final acceptance. The maximum allowable deflection shall be 1/8" of the inside diameter. All tests shall be conducted between manholes and the minimum length of sewer tested shall be greater of 300 linear feet or 25% of the total sewer installed. A manhole with a diameter equal to 50% of the inside diameter of the pipe being tested shall be used.
- If the maximum diaphragm deflection is exceeded, the sewer shall be repaired or replaced.



- NOTE:
- Granular embedment shall be crushed rock or pea gravel with not less than 95% passing 1/2" to 3/4" sieve and not less than 95% retained on a No. 4 sieve, to be placed in not more than 6" layers and compacted by tamping with a shovel or vibrator.
 - Backfill shall be job excavated material free from debris and stones compacted to 95% of Standard Proctor Density of optimum moisture content as determined by ASTM D698.
 - Trench banks will be cut back on slopes in accordance with current OSHA regulations. Slopes must not extend below top of bedding.
 - Minimum and maximum widths shall be in accordance with pipe manufacturer's recommendation as approved on engineering plans.

TRENCHING & EMBEDMENT
NO SCALE



Architectural Consultants

Architects and Planners
4306 Dr. Greaves Rd.
Graniteville, Missouri 64030

BOB D. CAMPBELL & CO.
STRUCTURAL ENGINEERS
CONSULTING ENGINEERS
License No. MISSOURI 011331
Kansas City, Missouri 64111 (816) 531-1144

SHUPERT, WALKER & WALKER, P.A.
ATTORNEYS AT LAW
10000 N. 114th St., Suite 100
Overland Park, MO 66211 (816) 941-1100

STATE Project Number: 08-550-93-0009
STATE Project Number: 307-7432-1460
AG Project Number: 9092

SAN. SEWER DETAILS - St. Joseph Rehabilitation Center
3400 Frederick Ave - St. Joseph, Missouri 64506

Director of Mental Health
ST. JOSEPH REHABILITATION CENTER
ROT OF MISSOURI, I.D. DIRECTOR

State of Missouri
MEL CARMAN, GOVERNOR

Office of Administration
Division of Design & Construction
RICHARD G. ALLEN, AN

Date: 10-14-94
Revised: 2-24-95
Sheet No. C2.3
© Copyright 1994 - All Rights Reserved

SK Design Group, Inc.
Civil Engineers
4600 College Blvd., Suite 100
Overland Park, KS 66211
(913) 451-1818
fax (913) 451-7599
www.skdg.com

License Name: SK Design Group, Inc.
Profession Name: Professional Engineering Corporation
License Number: E-1274-F

OFFICE OF ADMINISTRATION
DIVISION OF FACILITIES
MANAGEMENT,
DESIGN AND CONSTRUCTION

DEPARTMENT OF
MENTAL HEALTH

REPAIR / REPLACE
PAVEMENT
INFRASTRUCTURE
NORTHWEST PSYCHIATRIC
REHABILITATION CENTER

3505 FREDERICK AVE.
ST JOSEPH, MISSOURI 64506

PROJECT # M2404-01
SITE # 7353
ASSET # 6517353025

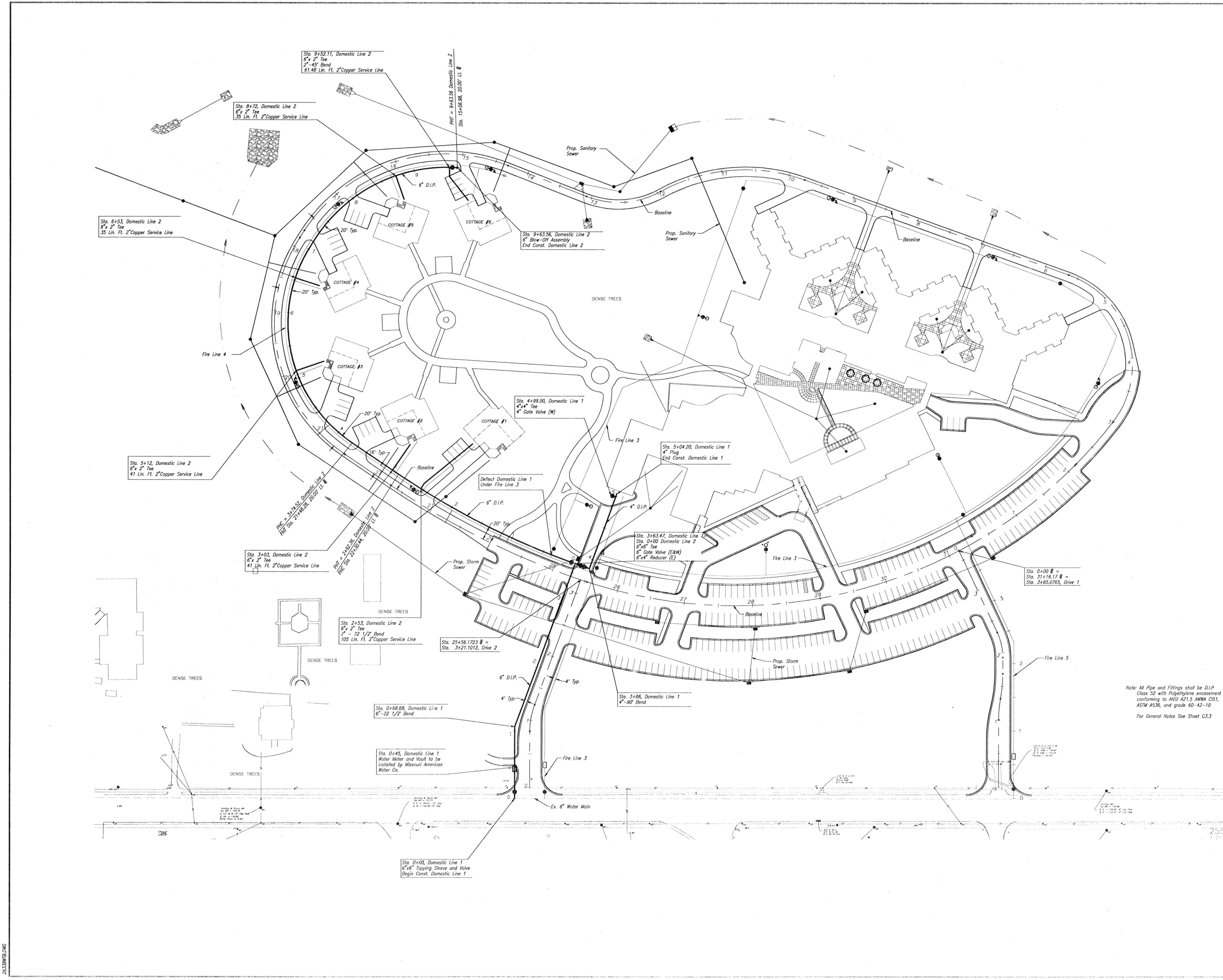
REVISION: _____
DATE: _____
REVISION: _____
DATE: _____
REVISION: _____
DATE: _____
ISSUE DATE: 03/18/2024

M2404-01_7353_6517353025_ERD-3
CAD DWG FILE:
DRAWN BY: RD
CHECKED BY: GU
DESIGNED BY: RB

SHEET TITLE:
**EXISTING SITE
SHEET - 3**

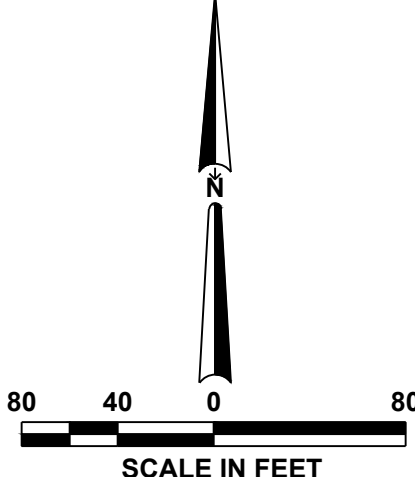
SHEET NUMBER:
ERD-3
31 OF 36 SHEETS
03/18/2024

FOR INFORMATION ONLY



Architectural Consultants Architects and Planners 4205 S. Grand Ave., Creve Coeur, Missouri 63143	
HERTRICH, SANDMEYER & CO. CIVIL ENGINEERS 400 East Lincoln Ave., Suite 2 Kansas City, Missouri 64111 (816) 833-1222	
BOB D. CAMPBELL & CO. SURVEYORS 400 East Lincoln Ave., Suite 2 Kansas City, Missouri 64111 (816) 833-1114	
HAUER, LUE & WARDER P.A. ATTORNEYS AT LAW 815 North 1st St. Independence, MO 64050-1401	
STATE Project Number: 330-34-00018 Date: 03/18/2024	STATE Project Number: 330-7-4392-1490 Date: 03/18/2024
DOMESTIC WATER LINE - St. Joseph Rehabilitation Center 3400 Frederick Ave - St. Joseph, Missouri 64506 Office of Administration Division of Facilities Construction State of Missouri ROY C. WILSON, M.D., DIRECTOR MEL CARNAHAN, GOVERNOR RANDALL G. ALLEN, AS	
Date: 10-14-94 Revised: 2-24-95 Sheet No: C3.1 Copyright: 1994 - 2024	

FOR INFORMATION ONLY



License Name: SK Design Group, Inc.
Profession Name: Professional Engineering Corporation
License Number: E-1274-F

OFFICE OF ADMINISTRATION
DIVISION OF FACILITIES
MANAGEMENT,
DESIGN AND CONSTRUCTION

DEPARTMENT OF
MENTAL HEALTH

REPAIR / REPLACE
PAVEMENT
INFRASTRUCTURE
NORTHWEST PSYCHIATRIC
REHABILITATION CENTER

3505 FREDERICK AVE.
ST JOSEPH, MISSOURI 64506

PROJECT # M2404-01
SITE # 7353
ASSET # 6517353025

REVISION: _____
 DATE: _____
 REVISION: _____
 DATE: _____
 REVISION: _____
 DATE: _____

ISSUE DATE: 03/18/2024
 M2404-01_7353_6517353025_ERD-4
 CAD DWG FILE:
 DRAWN BY: RD
 CHECKED BY: GU
 DESIGNED BY: RB

SHEET TITLE:
**EXISTING SITE
SHEET - 4**

SHEET NUMBER:
ERD-4



License Name: SK Design Group, Inc.
Professional Name: Professional Engineering Corporation
License Number: E-1274-F

OFFICE OF ADMINISTRATION
DIVISION OF FACILITIES
MANAGEMENT,
DESIGN AND CONSTRUCTION

DEPARTMENT OF
MENTAL HEALTH

REPAIR / REPLACE
PAVEMENT
INFRASTRUCTURE
NORTHWEST PSYCHIATRIC
REHABILITATION CENTER

3505 FREDERICK AVE.
ST JOSEPH, MISSOURI 64506

PROJECT # M2404-01
SITE # 7353
ASSET # 6517353025

REVISION: _____
DATE: _____
REVISION: _____
DATE: _____
REVISION: _____
DATE: _____
ISSUE DATE: 03/18/2024

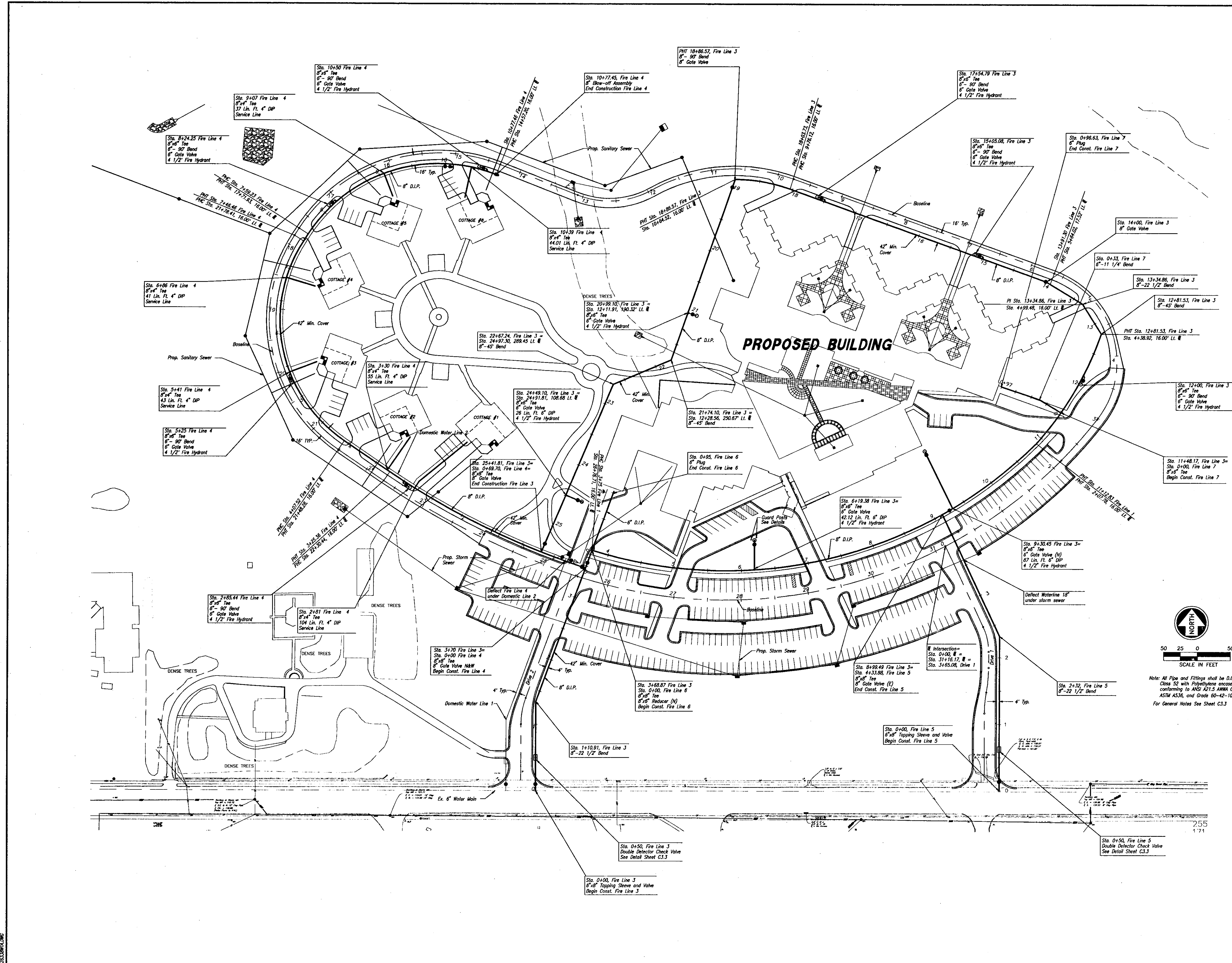
M2404-01_7353_6517353025_ERD-5
CAD DWG FILE:
DRAWN BY: RD
CHECKED BY: GU
DESIGNED BY: RB

SHEET TITLE:
**EXISTING SITE
SHEET - 5**

SHEET NUMBER:

ERD-5

33 OF 36 SHEETS
03/18/2024



Architectural Consultants

Architects and Planners
4306 Dr. Greaves Rd.
Granby, Missouri • 64030

STRUCTURAL ENGINEERS
BOB D. CAMPBELL & CO.
1000 E. Main St., Suite 101
Granby, MO 64030 • (816) 875-1114

REGISTERED PROFESSIONAL ENGINEERS
HERTHORN, SAMMETER & CO.
1000 E. Main St., Suite 101
Granby, MO 64030 • (816) 875-1114

REGISTERED PROFESSIONAL ENGINEERS
SMITH, WALKER & WALKER, P.A.
1000 E. Main St., Suite 101
Granby, MO 64030 • (816) 875-1114

STATE PROJECT NUMBER:
09-650-93-00019

STATE PROJECT NUMBER:
307-74302-190

PROJECT NUMBER:
9052

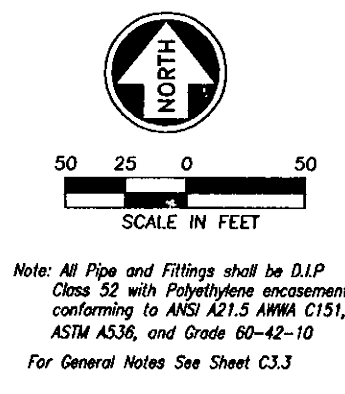
**FIRE LINE PLAN - St. Joseph Rehabilitation Center
3400 Frederick Ave - St. Joseph, Missouri 64506**

Department of Mental Health
ROBERTA J. HARRIS, DIRECTOR

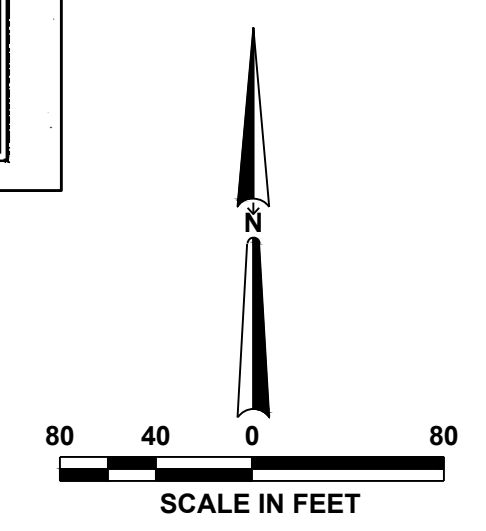
State of Missouri
MEL CANNAMAN, GOVERNOR

**Office of Administration
Division of Facilities Construction**
RANDALL C. ALLEN, AIA

Date: 10-14-04
Revised: 2-24-05
Sheet No. **C3.2**



FOR INFORMATION ONLY





License Name: SK Design Group, Inc.
Profession Name: Professional Engineering Corporation
License Number: E-1274-F

OFFICE OF ADMINISTRATION
DIVISION OF FACILITIES
MANAGEMENT,
DESIGN AND CONSTRUCTION

DEPARTMENT OF
MENTAL HEALTH

REPAIR / REPLACE
PAVEMENT
INFRASTRUCTURE
NORTHWEST PSYCHIATRIC
REHABILITATION CENTER

3505 FREDERICK AVE.
ST JOSEPH, MISSOURI 64506

PROJECT # M2404-01
SITE # 7353
ASSET # 6517353025

REVISION: _____
DATE: _____
REVISION: _____
DATE: _____
REVISION: _____
DATE: _____
ISSUE DATE: 03/18/2024


M2404-01_7353_6517353025_ERD-6
CAD DWG FILE: _____
DRAWN BY: RD
CHECKED BY: GU
DESIGNED BY: RB

SHEET TITLE:
**EXISTING SITE
SHEET - 6**

SHEET NUMBER:

ERD-6

34 OF 36 SHEETS
03/18/2024



Architectural Consultants
Architects and Planners
4,006 Dr. Greaves Rd., Grandview, Missouri 64030
Tel: (816) 763-9757
Fax: (816) 763-9757
BOB D. CAMPBELL & CO.
STRUCTURAL ENGINEERS
CONSULTING ENGINEERS
1100 N. W. 11th St., Suite 200, Westport, MO 64085
Tel: (816) 331-0225

Architectural Consultants
Architects and Planners
4,006 Dr. Greaves Rd., Grandview, Missouri 64030
Tel: (816) 763-9757
Fax: (816) 763-9757
BOB D. CAMPBELL & CO.
STRUCTURAL ENGINEERS
CONSULTING ENGINEERS
1100 N. W. 11th St., Suite 200, Westport, MO 64085
Tel: (816) 331-0225

Architectural Consultants
Architects and Planners
4,006 Dr. Greaves Rd., Grandview, Missouri 64030
Tel: (816) 763-9757
Fax: (816) 763-9757
BOB D. CAMPBELL & CO.
STRUCTURAL ENGINEERS
CONSULTING ENGINEERS
1100 N. W. 11th St., Suite 200, Westport, MO 64085
Tel: (816) 331-0225

Architectural Consultants
Architects and Planners
4,006 Dr. Greaves Rd., Grandview, Missouri 64030
Tel: (816) 763-9757
Fax: (816) 763-9757
BOB D. CAMPBELL & CO.
STRUCTURAL ENGINEERS
CONSULTING ENGINEERS
1100 N. W. 11th St., Suite 200, Westport, MO 64085
Tel: (816) 331-0225

Architectural Consultants
Architects and Planners
4,006 Dr. Greaves Rd., Grandview, Missouri 64030
Tel: (816) 763-9757
Fax: (816) 763-9757
BOB D. CAMPBELL & CO.
STRUCTURAL ENGINEERS
CONSULTING ENGINEERS
1100 N. W. 11th St., Suite 200, Westport, MO 64085
Tel: (816) 331-0225

Architectural Consultants
Architects and Planners
4,006 Dr. Greaves Rd., Grandview, Missouri 64030
Tel: (816) 763-9757
Fax: (816) 763-9757
BOB D. CAMPBELL & CO.
STRUCTURAL ENGINEERS
CONSULTING ENGINEERS
1100 N. W. 11th St., Suite 200, Westport, MO 64085
Tel: (816) 331-0225

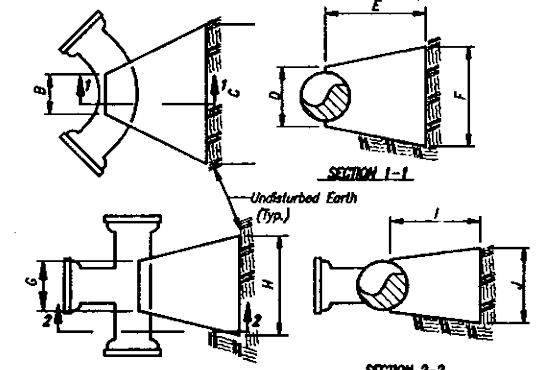
Architectural Consultants
Architects and Planners
4,006 Dr. Greaves Rd., Grandview, Missouri 64030
Tel: (816) 763-9757
Fax: (816) 763-9757
BOB D. CAMPBELL & CO.
STRUCTURAL ENGINEERS
CONSULTING ENGINEERS
1100 N. W. 11th St., Suite 200, Westport, MO 64085
Tel: (816) 331-0225

GENERAL NOTES

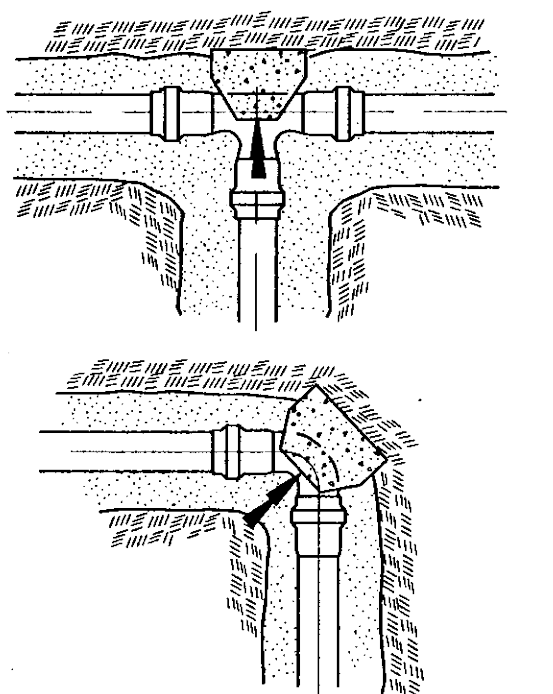
1. Linear foot measurement shown on the plans are horizontal measurements, not slope measurements. All payments shall be made on horizontal measurements.
2. It is the Contractor's responsibility to provide and install all fittings, specified or unspecified needed to construct the water main according to the plans and specifications. This includes all fittings necessary for horizontal or vertical alignment and shall be at no additional cost.
3. No geological information is shown on these plans.
4. The utility locations shown on these plans are taken from utility company records and are approximate only. They do not constitute actual field locations. The Contractor shall verify the location and depth of all utilities prior to construction.
5. The Contractor shall adhere to the provisions of the Senate Bill Number 563, 89th General Assembly of the State of Missouri. The bill requires that any person or firm doing excavation on public right-of-way do so only after giving notice to, and obtaining information from, utility companies. State Law requires 48 hours advance notice.
6. Clearing and grubbing operations and disposal of all debris therefrom shall be performed by the Contractor in strict accordance with all local codes and ordinances.
7. Connections to public water mains shall be performed by the Missouri-American Water Co. and paid for by the Contractor. The Contractor shall contact The Missouri-American Water Co. at 235-8844 to schedule taps to the existing water main and coordinate water meter pit construction.
8. All waste material resulting from the project shall be disposed of off-site by the Contractor.
9. All excavation shall be unclassified. No separate payment shall be made for rock excavation.
10. The Contractor shall provide temporary connections for observation and pressure testing of new mains.

DN/DI	#	C	D	E	F	DN/DI	#	C	D	E	F
8"-11"	1/2"	8"	12"	24"	12"	8"-10"	8"	30"	12"	24"	12"
8"-12"	1/2"	8"	12"	24"	12"	8"-30"	8"	30"	12"	24"	12"
8"-12"	1/2"	8"	12"	24"	12"	8"-40"	8"	30"	12"	24"	12"
8"-12"	1/2"	8"	12"	24"	12"	8"-50"	8"	30"	12"	24"	12"
8"-12"	1/2"	8"	12"	24"	12"	8"-60"	8"	30"	12"	24"	12"
8"-12"	1/2"	8"	12"	24"	12"	8"-70"	8"	30"	12"	24"	12"
8"-12"	1/2"	8"	12"	24"	12"	8"-80"	8"	30"	12"	24"	12"
8"-12"	1/2"	8"	12"	24"	12"	8"-90"	8"	30"	12"	24"	12"
8"-12"	1/2"	8"	12"	24"	12"	8"-100"	8"	30"	12"	24"	12"
8"-12"	1/2"	8"	12"	24"	12"	8"-110"	8"	30"	12"	24"	12"
8"-12"	1/2"	8"	12"	24"	12"	8"-120"	8"	30"	12"	24"	12"
8"-12"	1/2"	8"	12"	24"	12"	8"-130"	8"	30"	12"	24"	12"
8"-12"	1/2"	8"	12"	24"	12"	8"-140"	8"	30"	12"	24"	12"
8"-12"	1/2"	8"	12"	24"	12"	8"-150"	8"	30"	12"	24"	12"
8"-12"	1/2"	8"	12"	24"	12"	8"-160"	8"	30"	12"	24"	12"
8"-12"	1/2"	8"	12"	24"	12"	8"-170"	8"	30"	12"	24"	12"
8"-12"	1/2"	8"	12"	24"	12"	8"-180"	8"	30"	12"	24"	12"
8"-12"	1/2"	8"	12"	24"	12"	8"-190"	8"	30"	12"	24"	12"
8"-12"	1/2"	8"	12"	24"	12"	8"-200"	8"	30"	12"	24"	12"

- NOTES:
1. Supply valves to have locking blocks same size as required for line.
2. All blocky is to be formed.

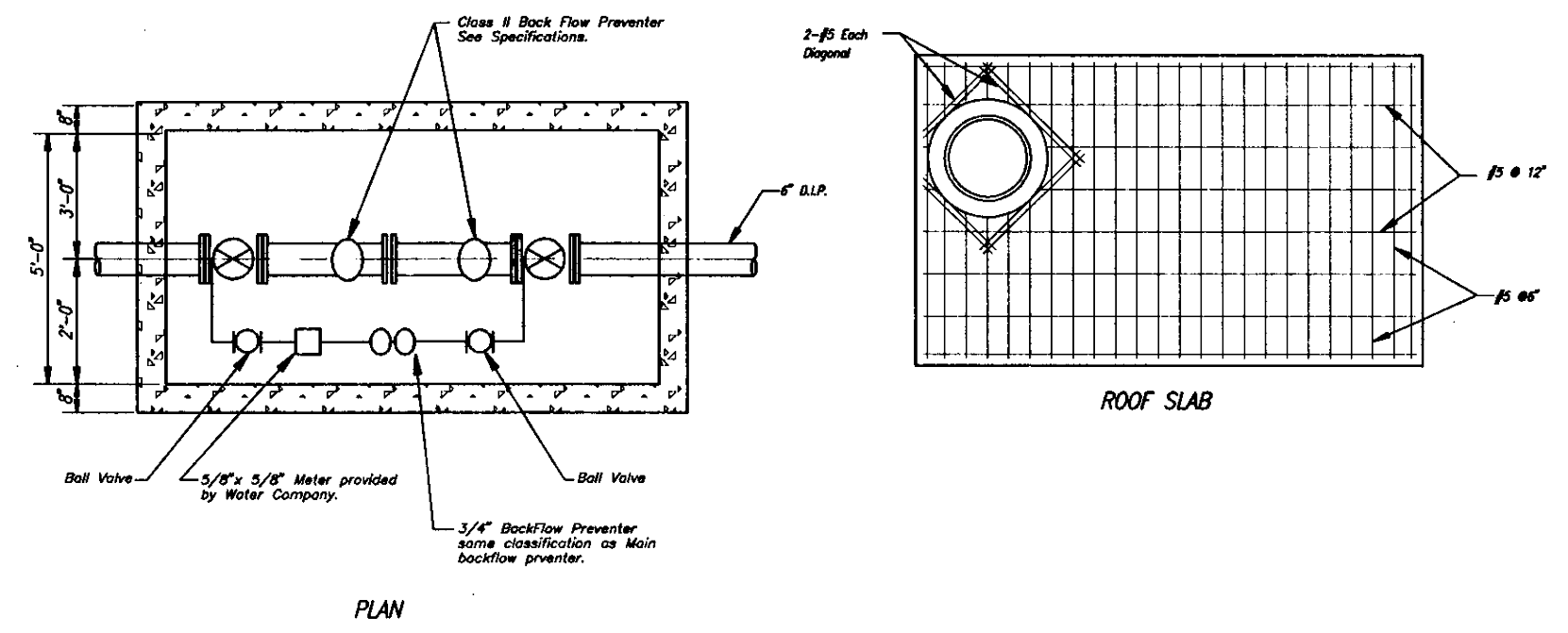


TYPICAL CONCRETE BACKING BLOCKS
NO SCALE

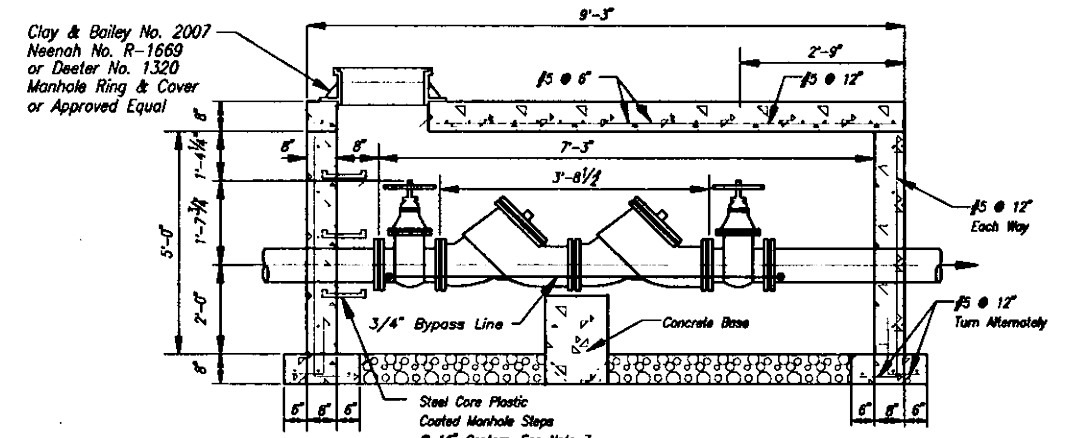


THRUST BLOCKING DETAIL
NO SCALE

PIPE SIZE	8" BND	12" BND	18" BND
2"	25 3/4"	15 3/4"	30 3/4"
3"	30 3/4"	30 3/4"	40 3/4"
4"	40 3/4"	35 3/4"	45 3/4"
6"	20 3/4"	110 3/4"	140 3/4"

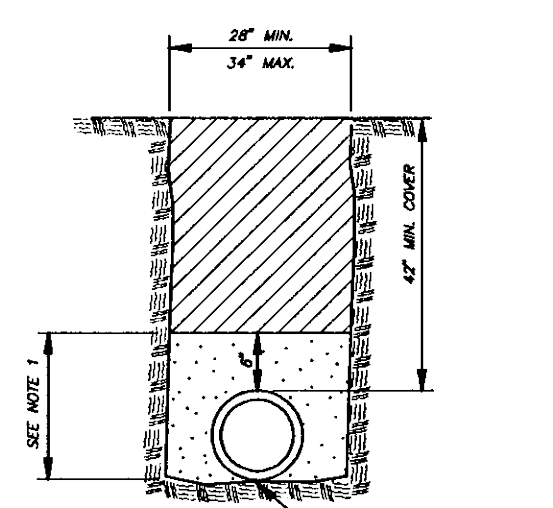


PLAN



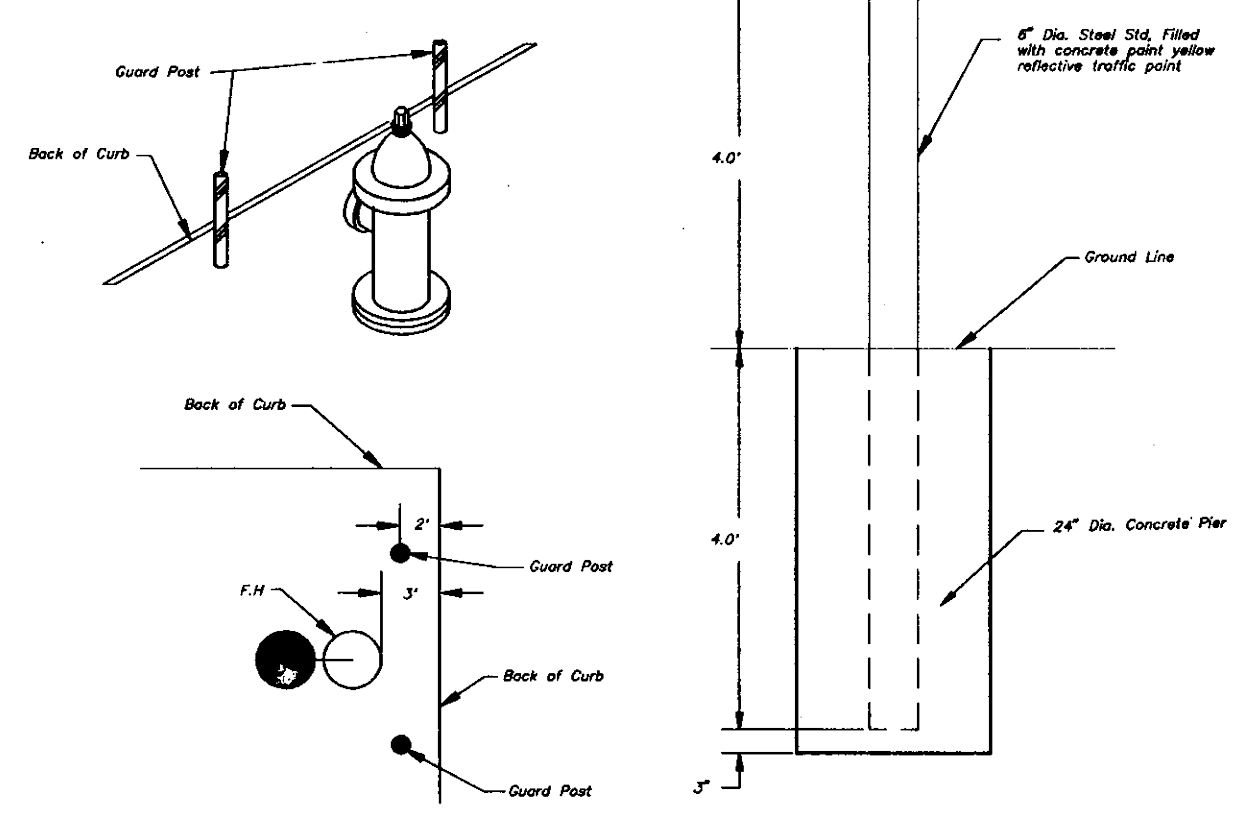
DOUBLE DETECTOR CHECK VALVE
NO SCALE

- NOTES:
1. Place bedding on firm undisturbed earth.
2. All piping to have 10' steel 5' D.I.P.
3. Water shall be 5' D.I.P.
4. Make to be Double Forward
5. All the lines to have 1/2" cover.
6. Concrete shall be M.C.S. 4-500-1-4.
7. Steel core, plastic coated manhole shall have a quadruple polyethylene plastic lining conforming to ASTM D-2148. The steel core shall be a minimum of 1/2" in diameter grade 60 steel.

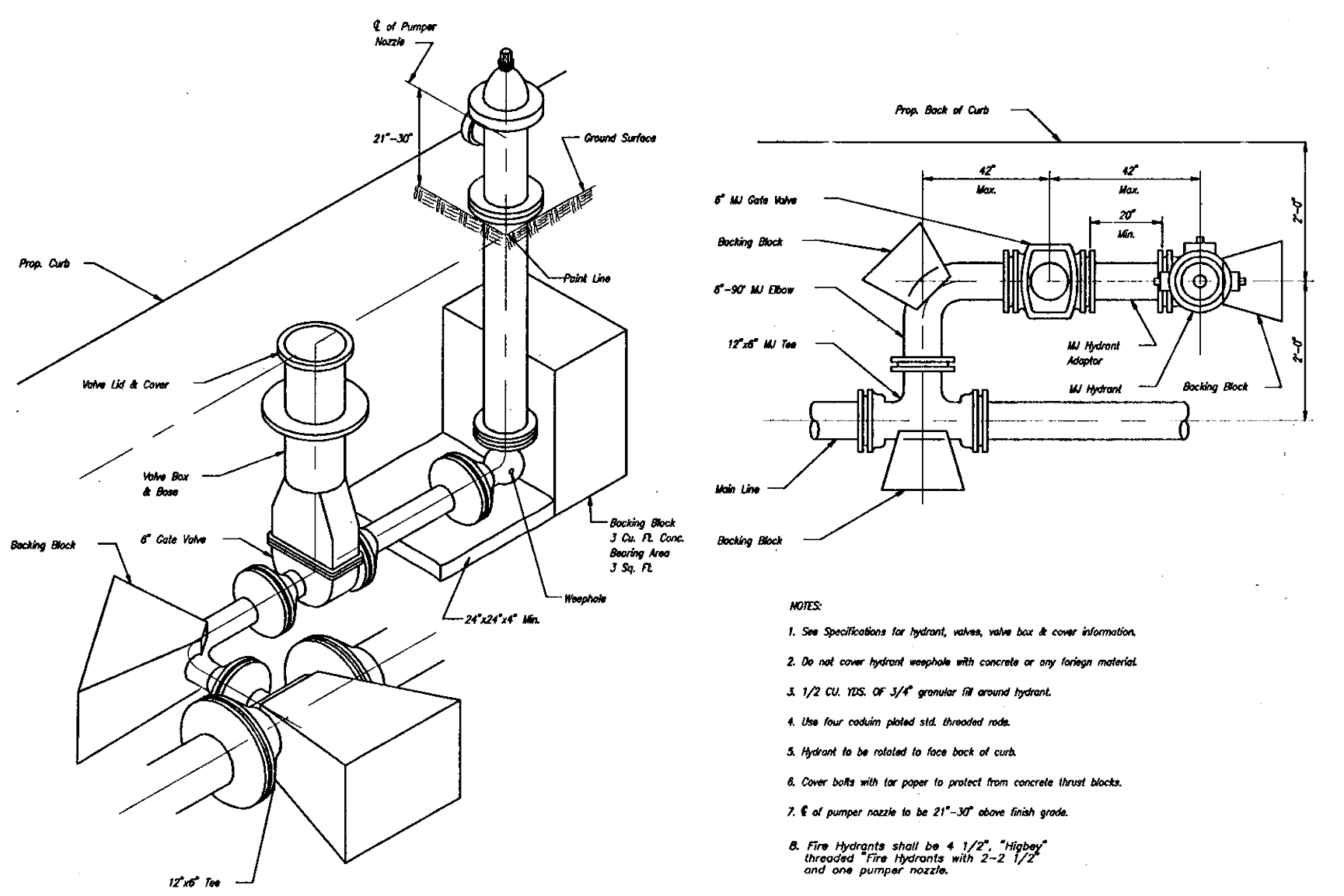


TRENCHING & EMBEDMENT
NO SCALE

- NOTE 1:
Flared tapered backfill material shall be free of shovels, sticks, organic matter, etc. and shall be tamped by hand to a point of least 6" above the top of pipe. The contractor may at his option use sand in lieu of soil backfill, however no extra payment will be allowed.
- NOTE 2:
Circular embedment shall be crushed rock or pea gravel with not less than 90% passing 1/2" sieve and not less than 90% retained on #10 # 4 sieve. To be placed in not more than 6" layers and compacted by tamping with a shovel or vibrating.



GUARD POST DETAIL
NO SCALE



TYPICAL FIRE HYDRANT ASSEMBLY
NO SCALE

- NOTES:
1. See specifications for hydrant, valves, valve box & cover information.
2. Do not cover hydrant manhole with concrete or any foreign material.
3. 1/2" CU 100 OF 3/4" GRANULAR 10' around hydrant.
4. Use four wooden planks 2x4 around hydrant.
5. Hydrant to be related to face back of curb.
6. Cover bolts with tar paper to protect from concrete thrust blocks.
7. E of pumpers nozzle to be 21'-30" above finish grade.
8. Fire Hydrants shall be 4 1/2" "flange" hydrants. The hydrants with 2-2 1/2" and one pumper nozzle.

FOR INFORMATION ONLY



License Name: SK Design Group, Inc.
Professional Name: Professional Engineering Corporation
License Number: E-1274-F

OFFICE OF ADMINISTRATION
DIVISION OF FACILITIES
MANAGEMENT,
DESIGN AND CONSTRUCTION

DEPARTMENT OF
MENTAL HEALTH

REPAIR / REPLACE
PAVEMENT
INFRASTRUCTURE
NORTHWEST PSYCHIATRIC
REHABILITATION CENTER

3505 FREDERICK AVE.
ST JOSEPH, MISSOURI 64506

PROJECT # M2404-01
SITE # 7353
ASSET # 6517353025

REVISION:
DATE: _____
REVISION:
DATE: _____
REVISION:
DATE: _____
REVISION:
DATE: _____
ISSUE DATE: 03/18/2024

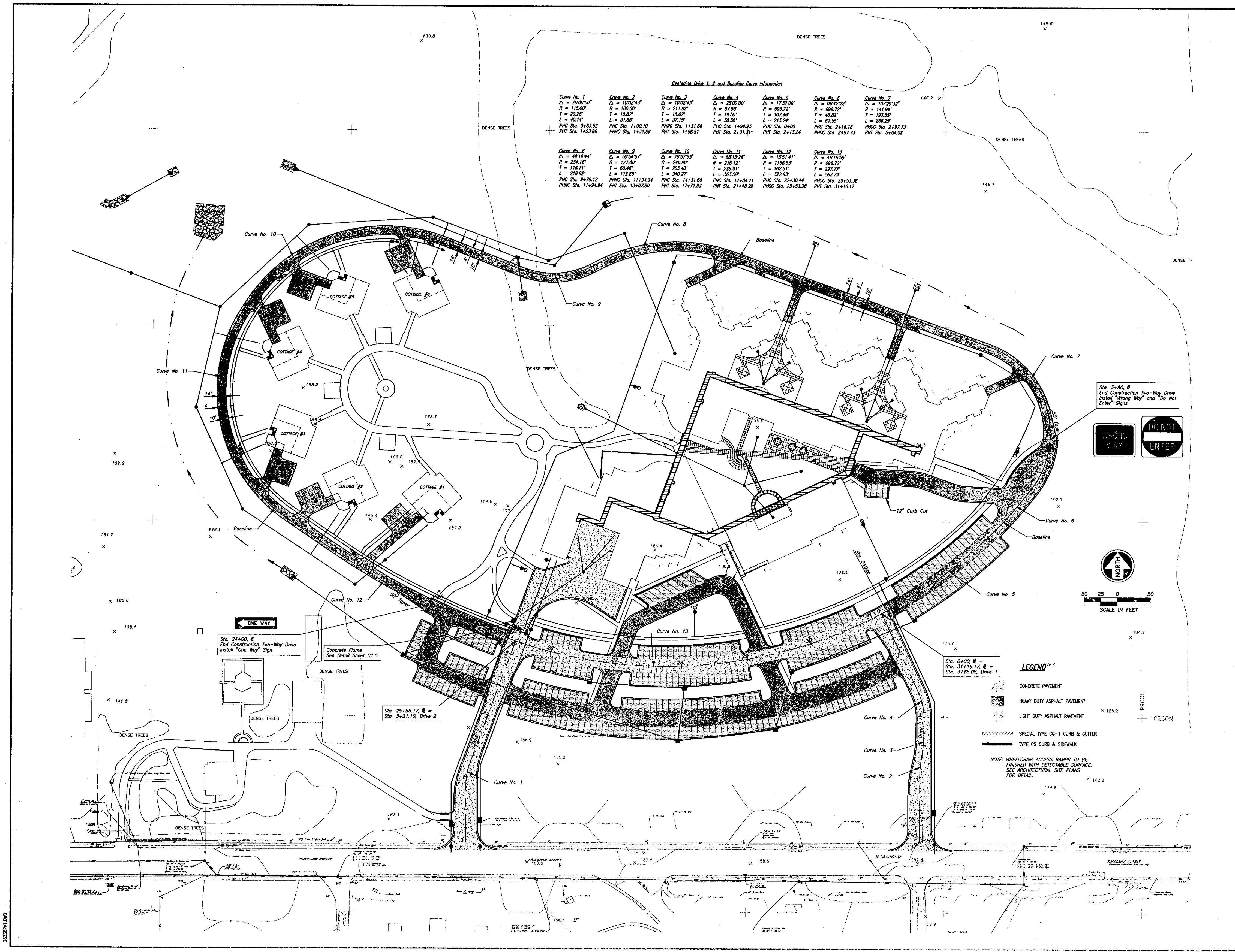
M2404-01_7353_6517353025_ERD-7
CAD DWG FILE:
DRAWN BY: RD
CHECKED BY: GU
DESIGNED BY: RB

SHEET TITLE:
**EXISTING SITE
SHEET - 7**

SHEET NUMBER:

ERD-7

35 OF 36 SHEETS
03/18/2024



Architectural Consultants
Architects and Planners
4305 Dr. Graves Rd.
Granville, Missouri 64030

SK Design Group, Inc.
Civil Engineers
4600 College Blvd., Suite 100
Overland Park, KS 66211
(913)-451-1818
www.skdg.com

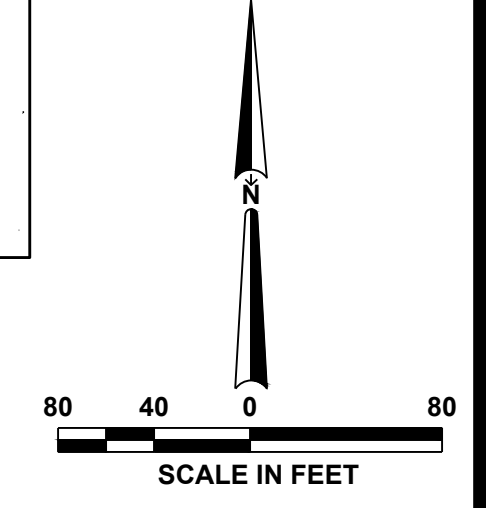
STATE
Project Number: 01-650-93-00018
Account Number: 307-7492-1490
Project Number: 9022

State of Missouri
MEL CARMAN, GOVERNOR
RANDALL G. ALLEN, AG

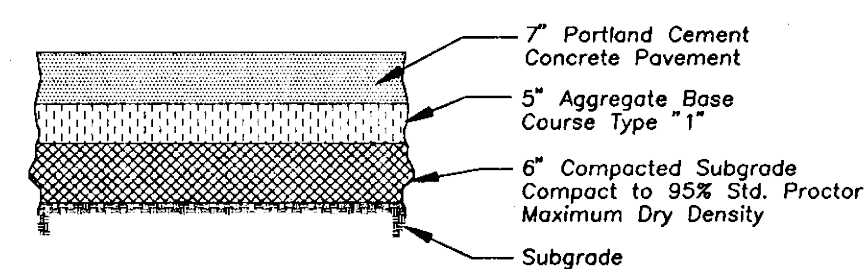
State of Missouri
Department of Mental Health
ROY C. WILSON, M.D., DIRECTOR

Date: 2-24-25
Revised: _____
Sheet No. **C4.1**

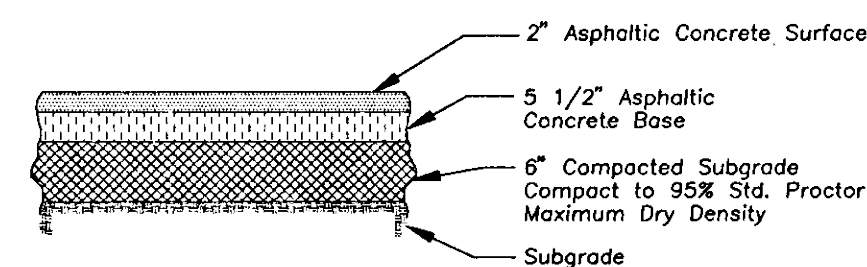
FOR INFORMATION ONLY



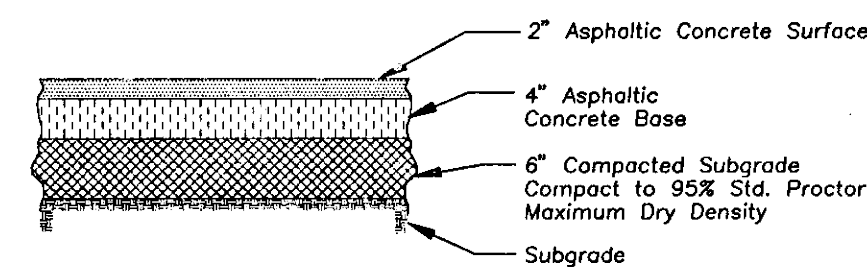
2633BP2.DWG



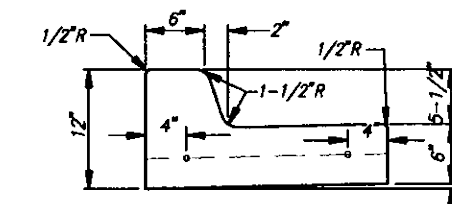
**CONCRETE PAVEMENT SECTION
FOR TRUCK/BUS LANES**
NO SCALE



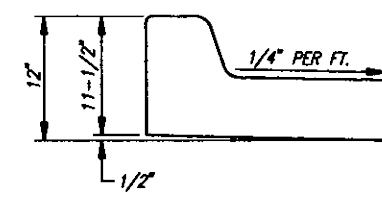
**HEAVY DUTY ASPHALT PAVEMENT SECTION
FOR CAR TRAFFIC**
NO SCALE



**LIGHT DUTY ASPHALT PAVEMENT SECTION
FOR PARKING AREAS**
NO SCALE



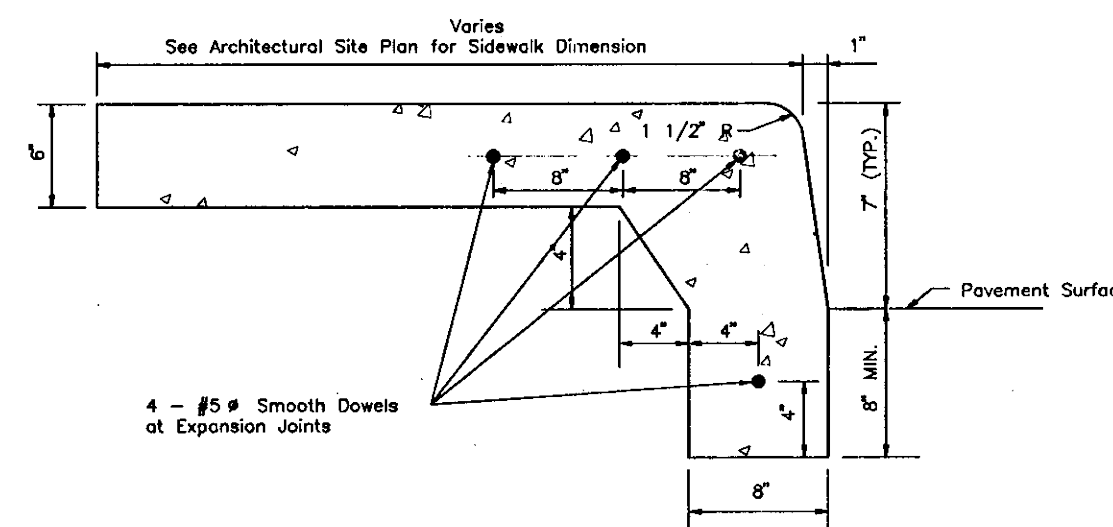
STANDARD "CG-1" TYPE



SPECIAL "CG-1" TYPE
IDENTICAL TO STANDARD EXCEPT AS SHOWN


- 1/2" EXPANSION JOINTS WITH 2" DOWELS SHALL BE PLACED AT RADIUS POINTS AND AT 15' INTERVALS. THESE DOWELS SHALL BE GRASSED AND WRAPPED ON ONE END WITH EXPANSION TUBES.
- 1" DEEP CONTRACTION JOINTS SHALL BE INSTALLED AT APPROXIMATELY 10' INTERVALS. THESE JOINTS SHALL PASS ACROSS THE CURB CURVE SECTION.
- FIX DOWELS WITH BAR SUPPORTS.
- CONCRETE SHALL CONFORM TO MIX NO. WA 610-1-4.
- USE 5/8" # 2 2" SMOOTH DOWELS AT LOCATIONS SHOWN ON EACH TYPICAL SECTION.
- DEPTH OF CURB SHALL BE A MINIMUM OF 8" FROM THE HANDICAP ACCESS RAMP.

CURB AND GUTTER
NO SCALE



NOTE: Expansion, Contraction, or Construction joints are to be same as Noted on Type "CG-1" Curb and Gutter Detail

TYPE "CS" CURB AND SIDEWALK
NO SCALE



(816) 763-9900
Fax: (816) 763-9757
Granoview, Missouri 64030

Architectural Consultants
Architects and Planners
4305 Dr. Groves Rd.
Granoview, Missouri 64030

BOB D. CAMPBELL & CO.
STRUCTURAL ENGINEERS
Missouri Exp. No. 04117 (01/23/11-11/4)

STATE
Project Number: 09-650-93-0009
State: MO
Project Number: 207-74382-180

STATE
Project Number: 09-650-93-0009
State: MO
Project Number: 207-74382-180

PAVEMENT DETAILS - St. Joseph Rehabilitation Center
3400 Frederick Ave - St. Joseph, Missouri 64506

State of Missouri
MEL CARSWAN GOVERNOR

Office of Administration
Director of Design & Construction
RONALD E. ALLEN, PA

Date: 2-21-95
Revised:
Sheet No.
C4.2
Copyright 1994, AEC

FOR INFORMATION ONLY



License Name: SK Design Group, Inc.
Profession Name: Professional Engineering Corporation
License Number: E-1274-F

OFFICE OF ADMINISTRATION
DIVISION OF FACILITIES
MANAGEMENT,
DESIGN AND CONSTRUCTION

DEPARTMENT OF
MENTAL HEALTH

REPAIR / REPLACE
PAVEMENT
INFRASTRUCTURE
NORTHWEST PSYCHIATRIC
REHABILITATION CENTER

3505 FREDERICK AVE.
ST JOSEPH, MISSOURI 64506

PROJECT # M2404-01
SITE # 7353
ASSET # 6517353025

REVISION: _____
DATE: _____
REVISION: _____
DATE: _____
REVISION: _____
DATE: _____

ISSUE DATE: 03/18/2024

M2404-01_7353_6517353025_ERD-8
CAD DWG FILE:
DRAWN BY: RD
CHECKED BY: GU
DESIGNED BY: RB

SHEET TITLE:
**EXISTING SITE
SHEET - 8**

SHEET NUMBER:
ERD-8