

REPAIR BUILDING EXTERIOR
HOWERTON STATE OFFICE BUILDING
JEFFERSON CITY, MISSOURI



OWNER: STATE OF MISSOURI
MICHAEL L.
PARSON,
GOVERNOR

DESIGNER: ROBERT ROLLINGS
ARCHITECTS, LLC

PROJECT NUMBER: O2015-01

PROJECT
MANAGEMENT: OFFICE OF ADMINISTRATION
DIVISION OF FACILITIES
MANAGEMENT,
DESIGN AND CONSTRUCTION

SITE NUMBER: 1025
ASSET NUMBER: 3101025001

SHEET NUMBER:

GENERAL NOTES ARE INTENDED TO SUPPLEMENT THE DRAWINGS AND SPECIFICATIONS. NOT ALL NOTES APPLY TO THIS PROJECT. SPECIFIC TRADE NOTES TAKE PRECEDENCE OVER THESE GENERAL NOTES.

1. DESIGN LOADS:

A: BUILDING CODE - 2015 IBC
B: ROOF LIVE LOAD - 20 PSF
C: GROUND SNOW LOAD - 20 PSF
D: WIND SPEED BASIC - 120 MPH

NOTE: THESE DRAWINGS ARE FOR THIS SPECIFIC BUILDING AND NO OTHER USE IS AUTHORIZED. SEE ARCHITECTURAL AND MECHANICAL DRAWINGS FOR EMBEDDED ITEMS NOT SHOWN HEREIN AND TO VERIFY SIZE AND LOCATION OF ALL OPENINGS. BEFORE EXECUTING ANYTHING HEREIN SHOWN, THE CONTRACTOR SHALL EXAMINE ACTUAL JOB CONDITIONS AND REPORT TO THE ARCHITECT ANY ERROR, OMISSION, OR DIFFICULTY AFFECTING THE WORK.

NOTE:

THESE DRAWINGS, ALONG WITH THE PROJECT SPECIFICATIONS, REPRESENT A UNIFIED SET OF CONSTRUCTION DOCUMENTS. ALL BIDDERS SHALL BE RESPONSIBLE FOR FAMILIARIZING THEMSELVES WITH ALL DRAWINGS IN THIS SET, REGARDLESS OF SHEET NUMBER AND DISCIPLINE, AND SHALL BE RESPONSIBLE FOR COORDINATING THEIR WORK WITH THE WORK OF OTHER TRADES. ANY APPARENT DISCREPANCIES BETWEEN DRAWINGS OR BETWEEN THE DRAWINGS AND SPECIFICATIONS SHALL BE BROUGHT TO THE ATTENTION OF THE ARCHITECT PRIOR TO BIDDING.

DO NOT BID FROM PARTIAL SETS OF BID DOCUMENTS.

BY SUBMITTING A BID, BIDDERS REPRESENT THAT THEY HAVE VISITED THE SITE, BECOME FAMILIAR WITH THE BID DOCUMENTS IN THEIR ENTIRETY AND WITH LOCAL CONDITIONS UNDER WHICH THE WORKS IS TO BE PERFORMED AND HAVE CORRELATED THE BIDDER'S PERSONAL OBSERVATIONS WITH THE REQUIREMENTS OF THE CONTRACT DOCUMENTS.

CODE INFORMATION 2015 INTERNATIONAL BUILDING CODE (IBC)

NA

DESIGN TEAM:

ARCHITECT:

ROBERT ROLLINGS ARCHITECTS LLC
1806 WEST BROADWAY
SEDALIA, MO 65301
660.829.9751 FAX: 660.829.9752

NOTICE:

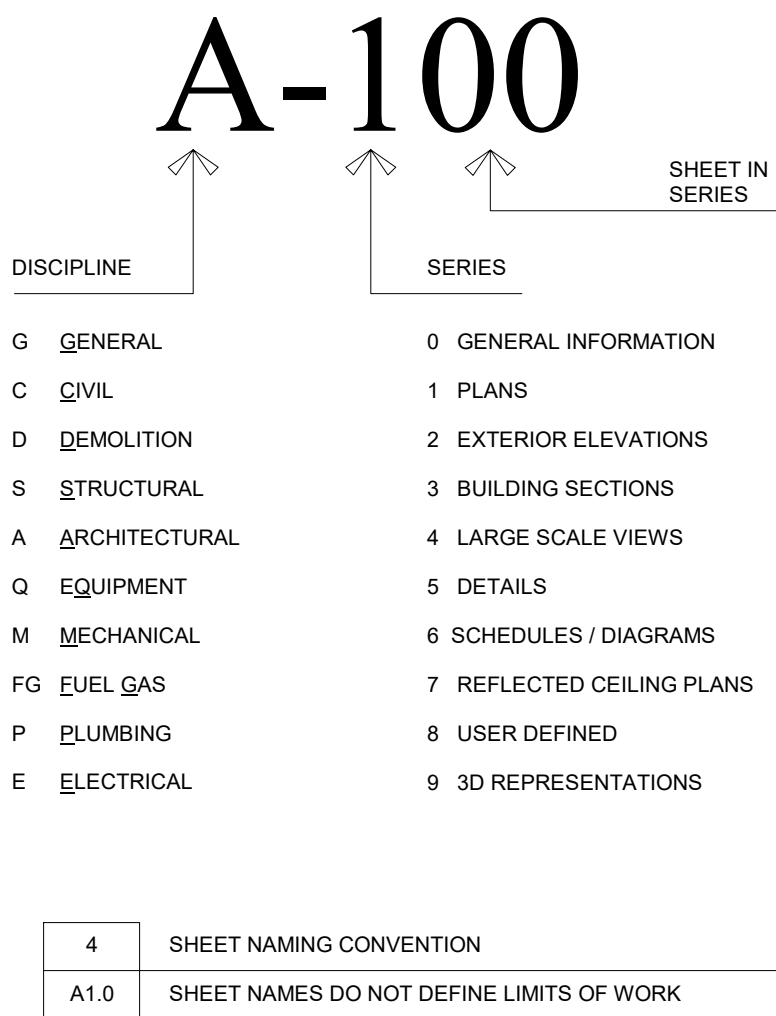
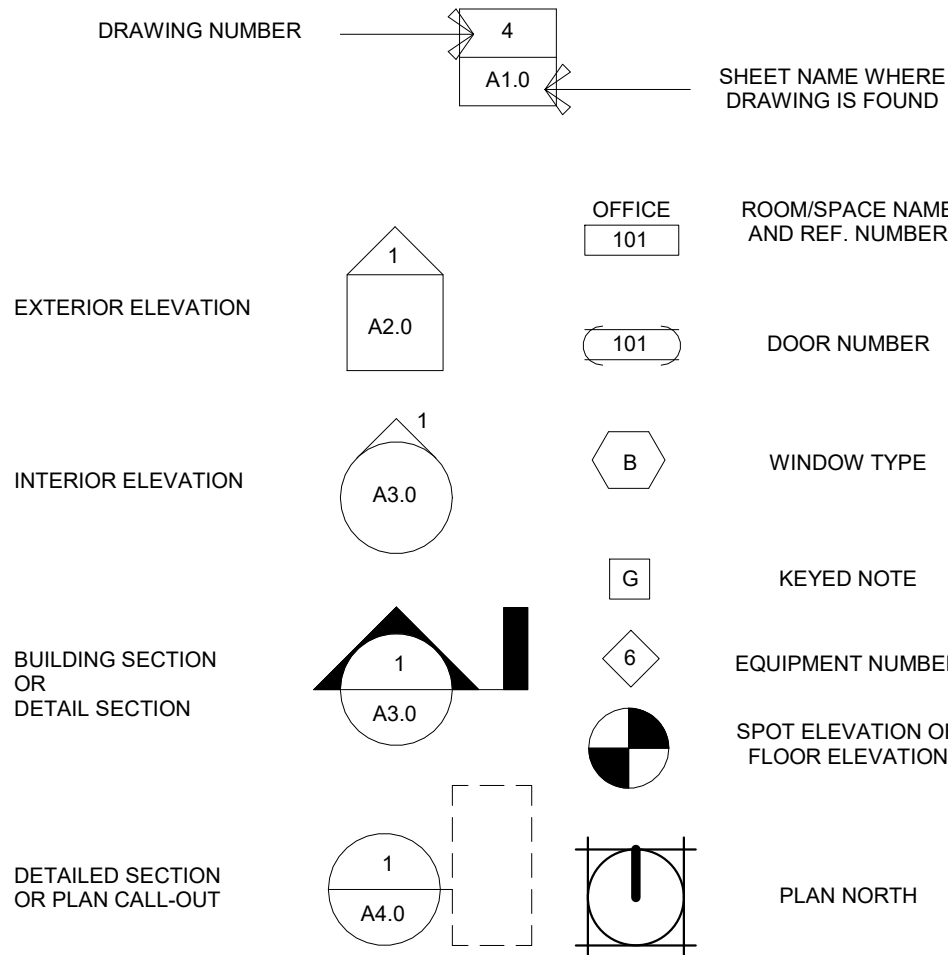
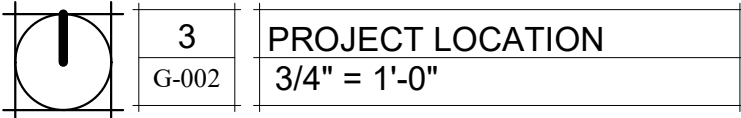

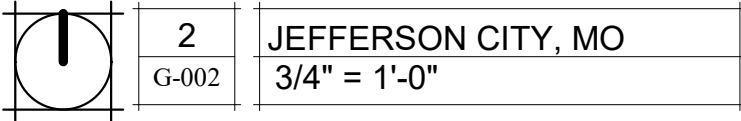
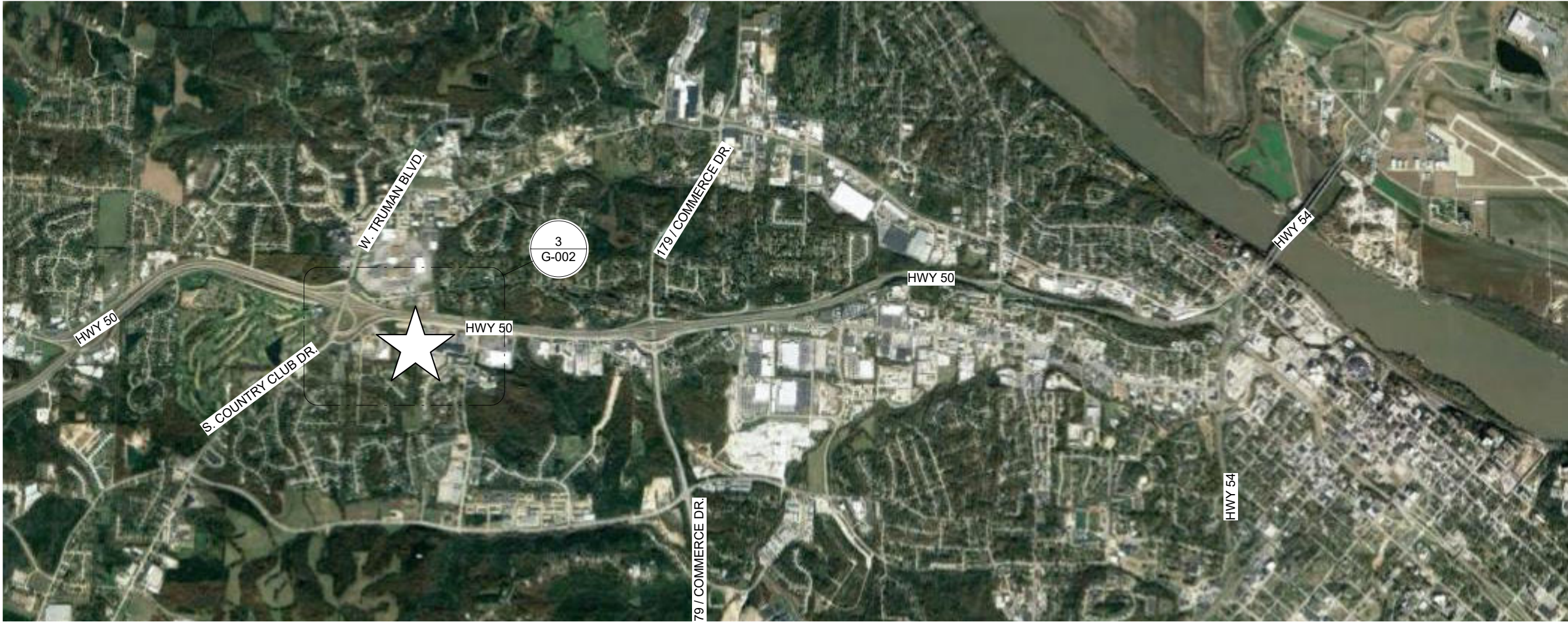
I HEREBY CERTIFY THAT THE DOCUMENTS INTENDED TO BE AUTHENTICATED BY MY SEAL ARE LIMITED TO THE FOLLOWING:

DRAWING SHEETS: G-001, G-002, A-100, D-201, A-201, A-202, A-501, A-503, A-504, A-601

SPECIFICATION DIVISIONS 1 THROUGH 12

AND I HEREBY DISCLAIM ANY RESPONSIBILITY FOR ALL OTHER PLANS, SPECIFICATIONS, ESTIMATES, REPORTS, OR OTHER DOCUMENTS OR INSTRUMENTS RELATING TO OR USED FOR THIS PROJECT.


ROBERT ROLLINGS, AIA, NCARB DATE



SHEET ORDER	SHEET NUMBER	SHEET NAME	CAD #
1	G-001	COVER SHEET	G-01
2	G-002	INFORMATION SHEET	G-02
3	A-100	ARCHITETURAL SITE PLAN & DETAILS	A-SP-03
4	D-201	DEMOLITION ELEVATIONS	A-DP-04
5	A-201	EXTERIOR ELEVATIONS	A-EL-05
6	A-202	EXTERIOR ELEVATIONS	A-EL-06
7	A-501	EIFS DETAILS	A-DT-07
8	A-502	EIFS DETAILS	A-DT-08
9	A-503	EIFS DETAILS	A-DT-09
10	A-504	EIFS DETAILS & SHEET METAL DETAIL	A-DT-10
11	A-601	WINDOW SCHEDULE / DETAILS	A-SH-11

- GENERAL NOTES
- A. DO NOT SCALE DRAWINGS.
B. VERIFY ALL DIMENSIONS IN FIELD.
C. NOTIFY ARCHITECT OF ANY DISCREPANCIES BETWEEN PROJECT DOCUMENTS AND EXISTING CONDITIONS. ANY MODIFICATIONS DUE TO DIMENSIONAL CHANGES SHOULD BE PART OF THE PROJECT COST.
D. GENERAL CONTRACTOR AND ALL SUBCONTRACTORS SHALL THOROUGHLY FAMILIARIZE THEMSELVES TO ALL SITE SPECIFIC REQUIREMENTS AND EXTENTS OF WORK PRIOR TO BIDDING. NO CHANGES IN THE CONTRACT WILL BE CONSIDERED FOR INFORMATION DISCERNABLE FROM THE PROJECT DOCUMENTS.
E. CAULK ALL JOINTS BETWEEN DISSIMILAR MATERIALS FOR WEATHER TIGHT, WATER TIGHT, AIR TIGHT ETC. PERFORMANCE.

STATE OF MISSOURI
MICHAEL L. PARSON,
GOVERNOR



Robert D. Rollings 2005001208, Certificate of Authority # A-2006003870



OFFICE OF
ADMINISTRATION
DIVISION OF
FACILITIES
MANAGEMENT DESIGN
AND CONSTRUCTION

REPAIR BUILDING
EXTERIOR, HOWERTON
STATE OFFICE BLDG.

615 HOWERTON CT.
JEFFERSON CITY, MO
65109

PROJECT # O2015-01
SITE # 1025

FACILITY # 3101025001

REVISION: _____
DATE: _____
REVISION: _____
DATE: _____
REVISION: _____
DATE: _____

ISSUE DATE: 04/15/2022

BID DOCUMENTS

CAD DWG FILE: G-02
DRAWN BY: AMK
CHECKED BY: RDR
DESIGNED BY: AMK

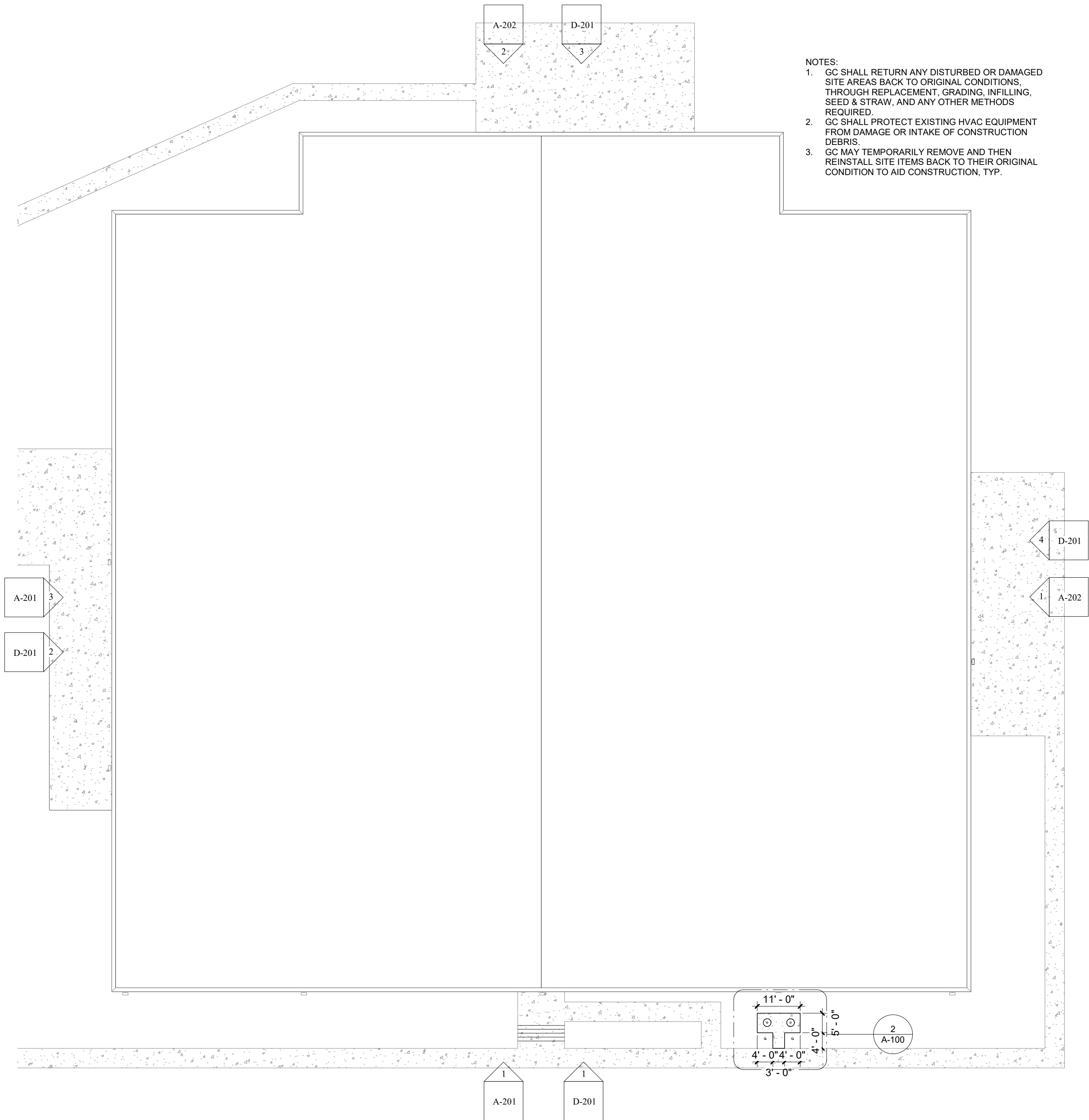
SHEET TITLE:

INFORMATION
SHEET

SHEET NUMBER:

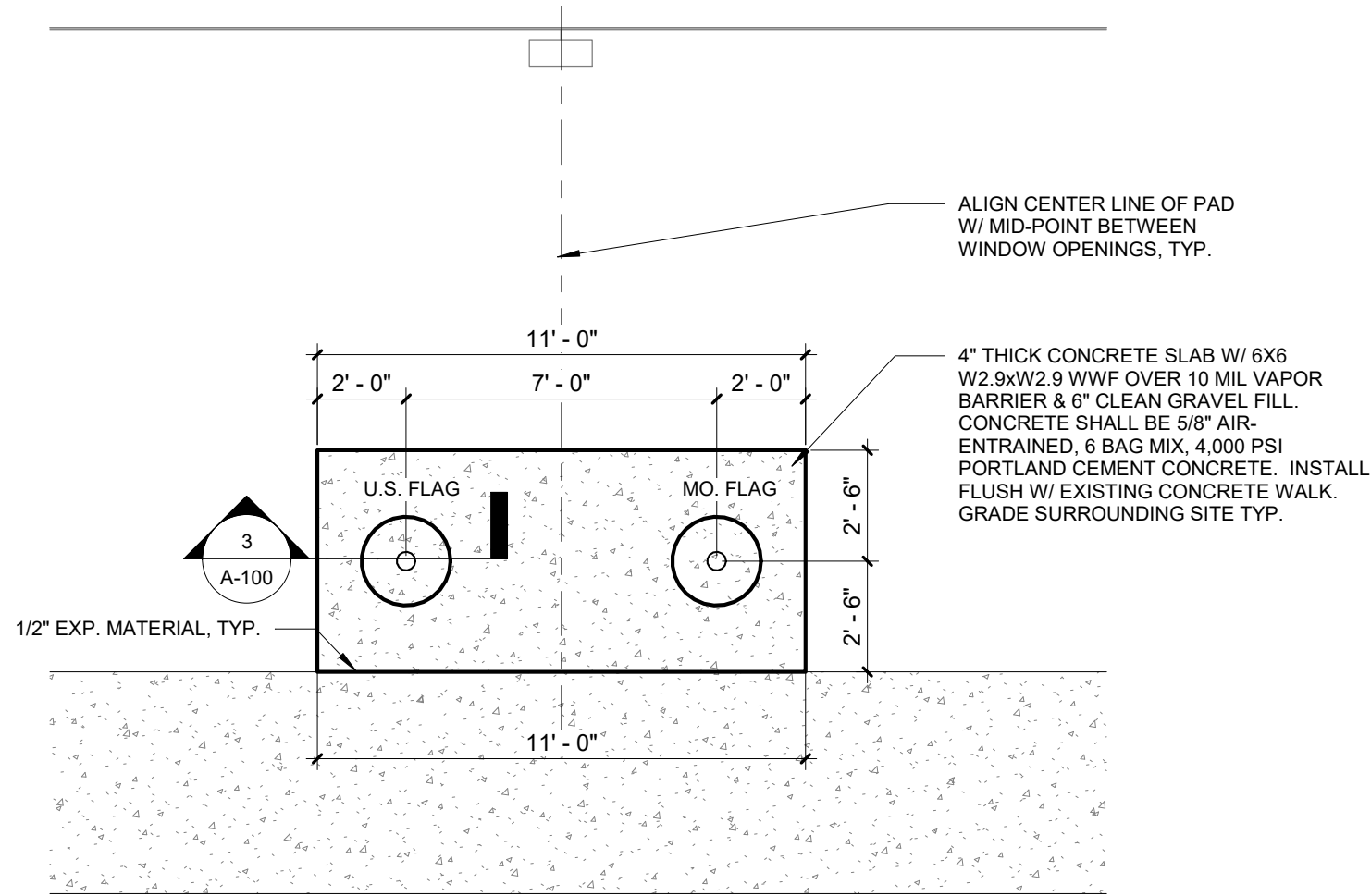
G-002

SHEET 2 OF 11
04/15/2022

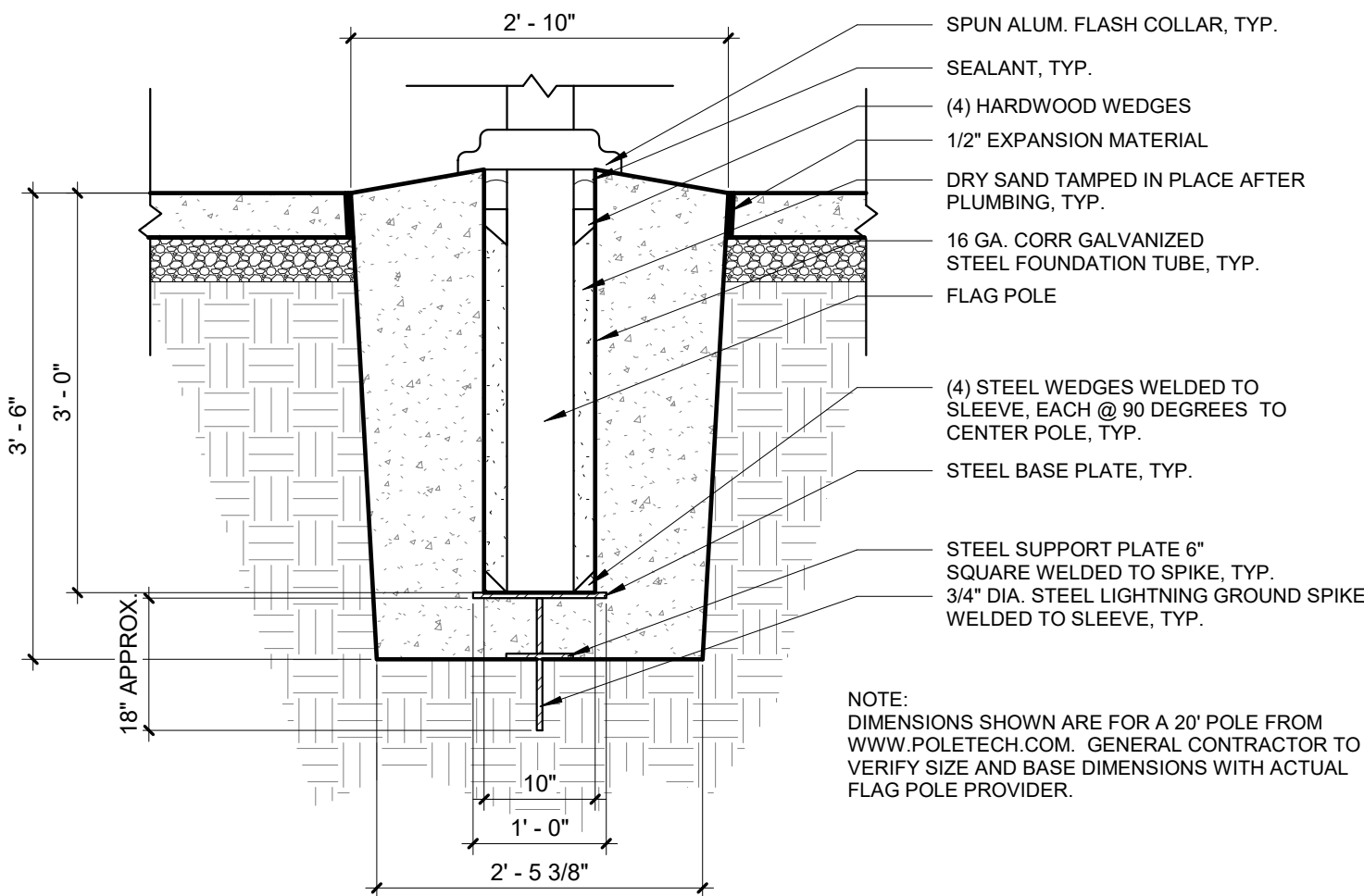


- NOTES:
- GC SHALL RETURN ANY DISTURBED OR DAMAGED SITE AREAS BACK TO ORIGINAL CONDITIONS, THROUGH REPLACEMENT, GRADING, INFILLING, SEED & STRAW, AND ANY OTHER METHODS REQUIRED.
 - GC SHALL PROTECT EXISTING HVAC EQUIPMENT FROM DAMAGE OR INTAKE OF CONSTRUCTION DEBRIS.
 - GC MAY TEMPORARILY REMOVE AND THEN REINSTALL SITE ITEMS BACK TO THEIR ORIGINAL CONDITION TO AID CONSTRUCTION, TYP.


1
A-100
SCHEMATIC ARCHITETURAL SITE PLAN
1" = 20'-0"



2
A-100
FLAG POLES
1/4" = 1'-0"



3
A-100
FLAG POLE BASE
3/4" = 1'-0"



Robert D. Rollings 2005001208, Certificate of Authority # A-2006003870



Robert Rollings
Architects LLC

1806 West Broadway Boulevard
Sedalia, MO 65301
660.829.9751

OFFICE OF
ADMINISTRATION
DIVISION OF
FACILITIES
MANAGEMENT DESIGN
AND CONSTRUCTION

REPAIR BUILDING
EXTERIOR, HOWERTON
STATE OFFICE BLDG.

615 HOWERTON CT.
JEFFERSON CITY, MO
65109

PROJECT # O2015-01
SITE # 1025

FACILITY # 3101025001

REVISION: _____
DATE: _____
REVISION: _____
DATE: _____
REVISION: _____
DATE: _____

ISSUE DATE: 04/15/2022

BID DOCUMENTS

CAD DWG FILE: A-SP-03
DRAWN BY: AMK
CHECKED BY: RDR
DESIGNED BY: AMK

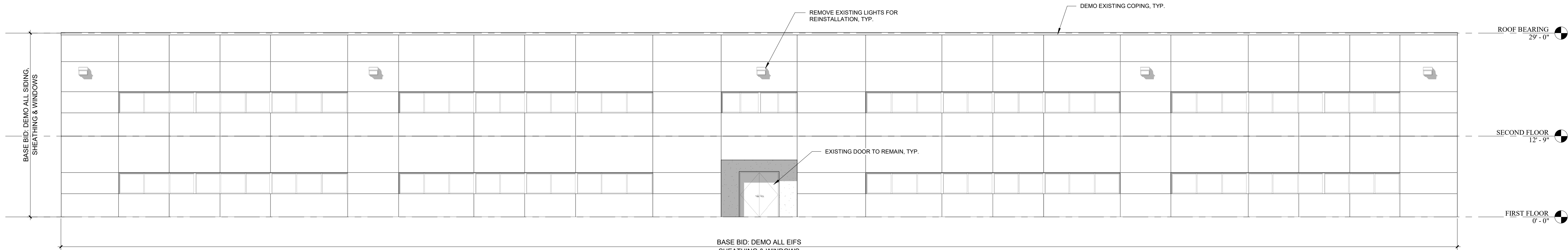
SHEET TITLE:

ARCHITETURAL
SITE PLAN &
DETAILS

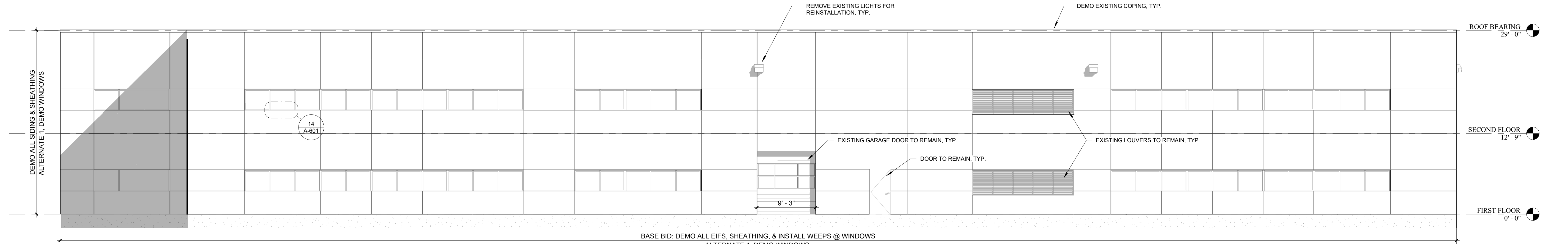
SHEET NUMBER:

A-100

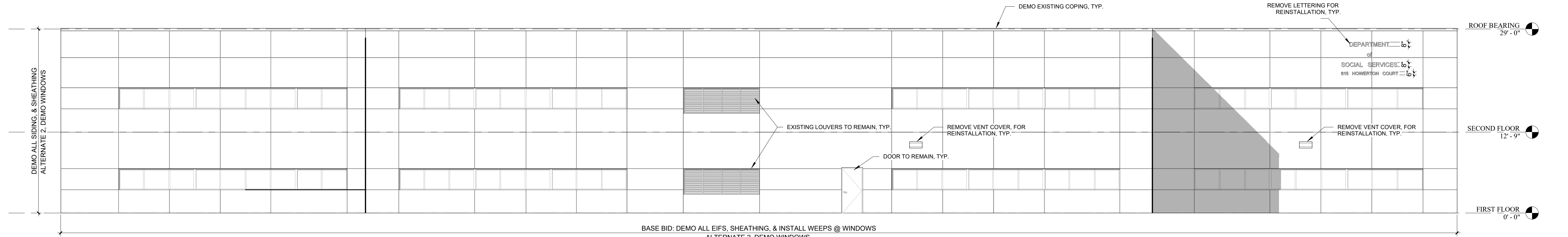
SHEET 3 OF 11
04/15/2022



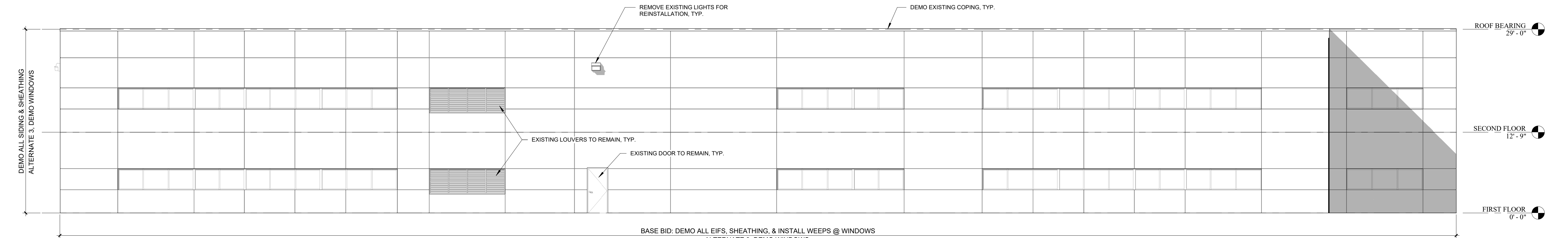
1	DEMO SOUTH ELEVATION
D-201	1/8" = 1'-0"



2	DEMO WEST ELEVATION
D-201	1/8" = 1'-0"




3	DEMO NORTH ELEVATION
D-201	1/8" = 1'-0"



4	DEMO EAST ELEVATION
D-201	1/8" = 1'-0"

STATE OF MISSOURI
MICHAEL L. PARSON,
GOVERNOR



Robert D. Rollings 2005001208, Certificate of Authority # A-2006003870



OFFICE OF
ADMINISTRATION
DIVISION OF
FACILITIES
MANAGEMENT DESIGN
AND CONSTRUCTION

REPAIR BUILDING
EXTERIOR, HOWERTON
STATE OFFICE BLDG.

615 HOWERTON CT.
JEFFERSON CITY, MO
65109

PROJECT # O2015-01
SITE # 1025

FACILITY # 3101025001

REVISION: _____
DATE: _____
REVISION: _____
DATE: _____
REVISION: _____
DATE: _____
ISSUE DATE: 04/15/2022

BID DOCUMENTS

CAD DWG FILE: A-DP-04
DRAWN BY: AMK
CHECKED BY: RDR
DESIGNED BY: AMK

SHEET TITLE:

DEMOLITION
ELEVATIONS

SHEET NUMBER:

D-201

SHEET 4 OF 11
04/15/2022



Robert D. Rollings 2005001208, Certificate of Authority # A-2006003870



Robert Rollings
Architects LLC

1806 West Broadway Boulevard
Sedalia, MO 65301
660.829.9751

OFFICE OF
ADMINISTRATION
DIVISION OF
FACILITIES
MANAGEMENT DESIGN
AND CONSTRUCTION

REPAIR BUILDING
EXTERIOR, HOWERTON
STATE OFFICE BLDG.

615 HOWERTON CT.
JEFFERSON CITY, MO
65109

PROJECT # O2015-01
SITE # 1025

FACILITY # 3101025001

REVISION: _____
DATE: _____
REVISION: _____
DATE: _____
REVISION: _____
DATE: _____

ISSUE DATE: 04/15/2022

BID DOCUMENTS

CAD DWG FILE: A-EL-05
DRAWN BY: AMK
CHECKED BY: RDR
DESIGNED BY: AMK

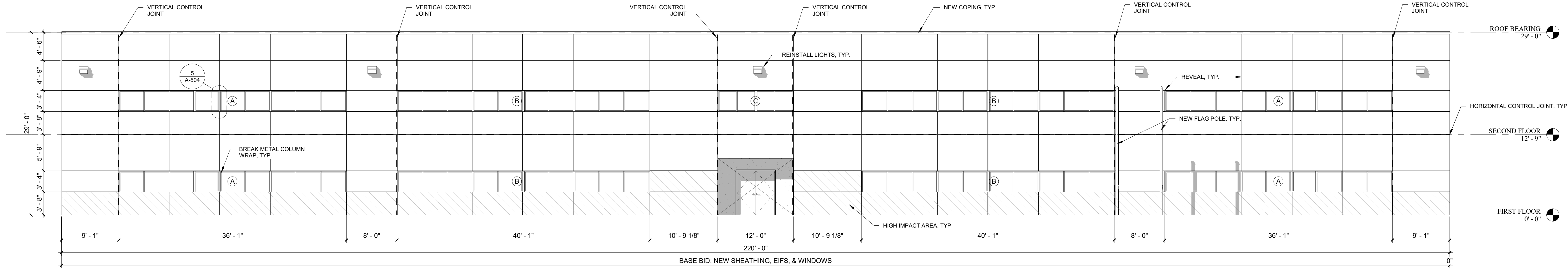
SHEET TITLE:

EXTERIOR
ELEVATIONS

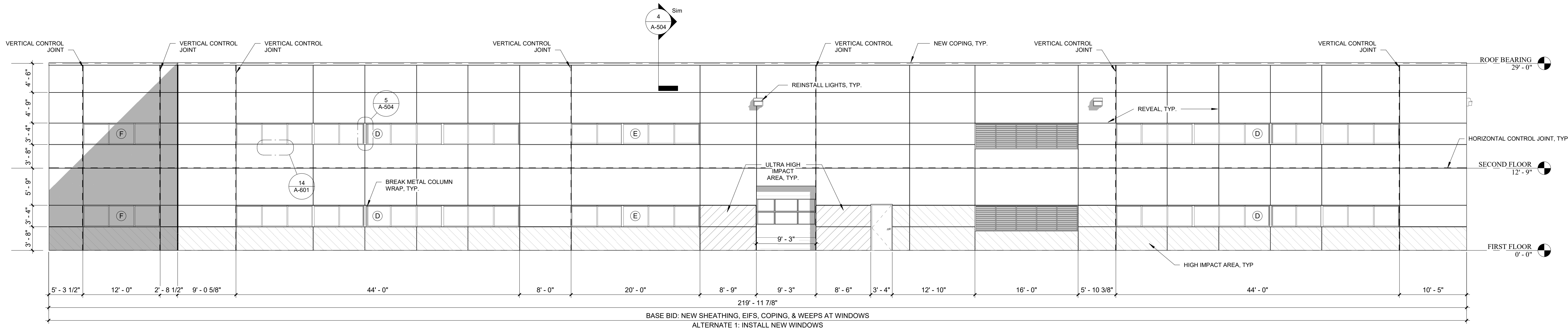
SHEET NUMBER:

A-201

SHEET 5 OF 11
04/15/2022



1	SOUTH ELEVATION
A-201	1/8" = 1'-0"



3	WEST ELEVATION
A-201	1/8" = 1'-0"



Robert D. Rollings 2005001208, Certificate of Authority # A-2006003870



OFFICE OF
ADMINISTRATION
DIVISION OF
FACILITIES
MANAGEMENT DESIGN
AND CONSTRUCTION

REPAIR BUILDING
EXTERIOR, HOWERTON
STATE OFFICE BLDG.

615 HOWERTON CT.
JEFFERSON CITY, MO
65109

PROJECT # 02015-01
SITE # 1025

FACILITY # 3101025001

REVISION: _____
DATE: _____
REVISION: _____
DATE: _____
REVISION: _____
DATE: _____

ISSUE DATE: 04/15/2022

BID DOCUMENTS

CAD DWG FILE: A-EL-06
DRAWN BY: AMK
CHECKED BY: RDR
DESIGNED BY: AMK

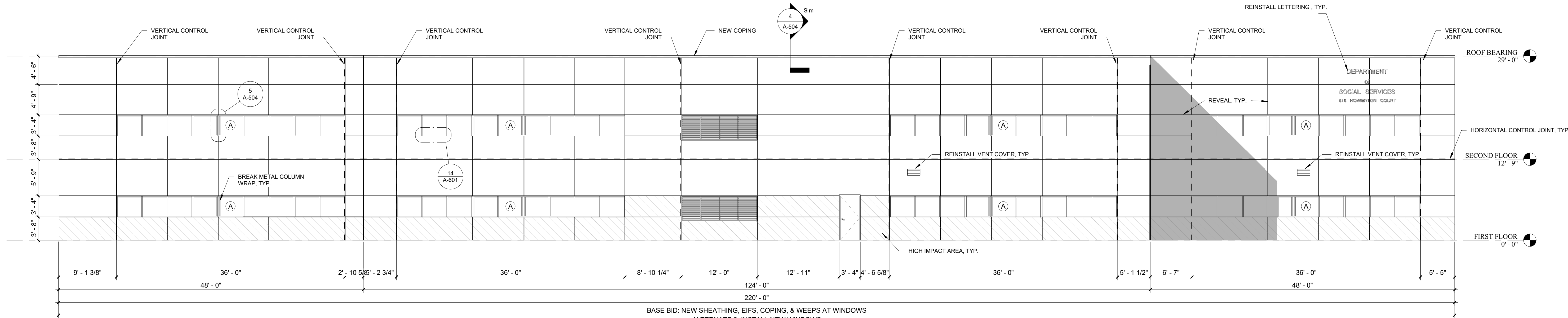
SHEET TITLE:

EXTERIOR
ELEVATIONS

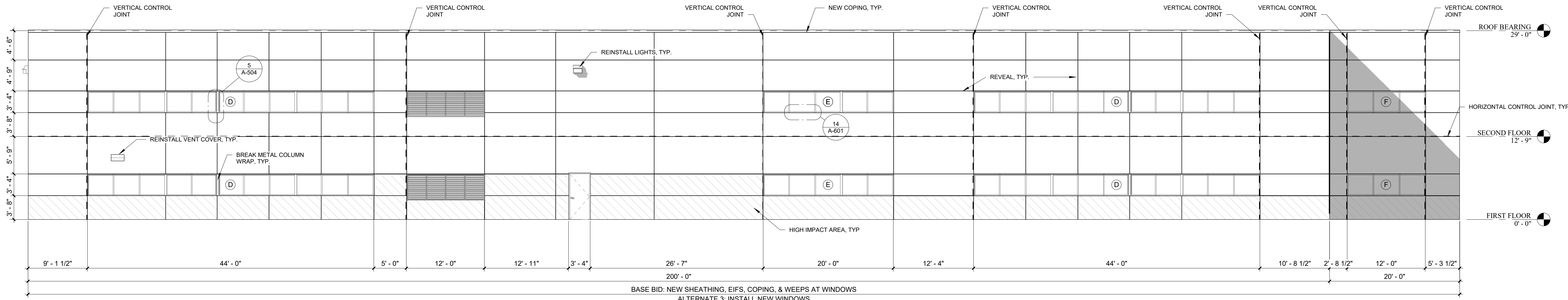
SHEET NUMBER:

A-202

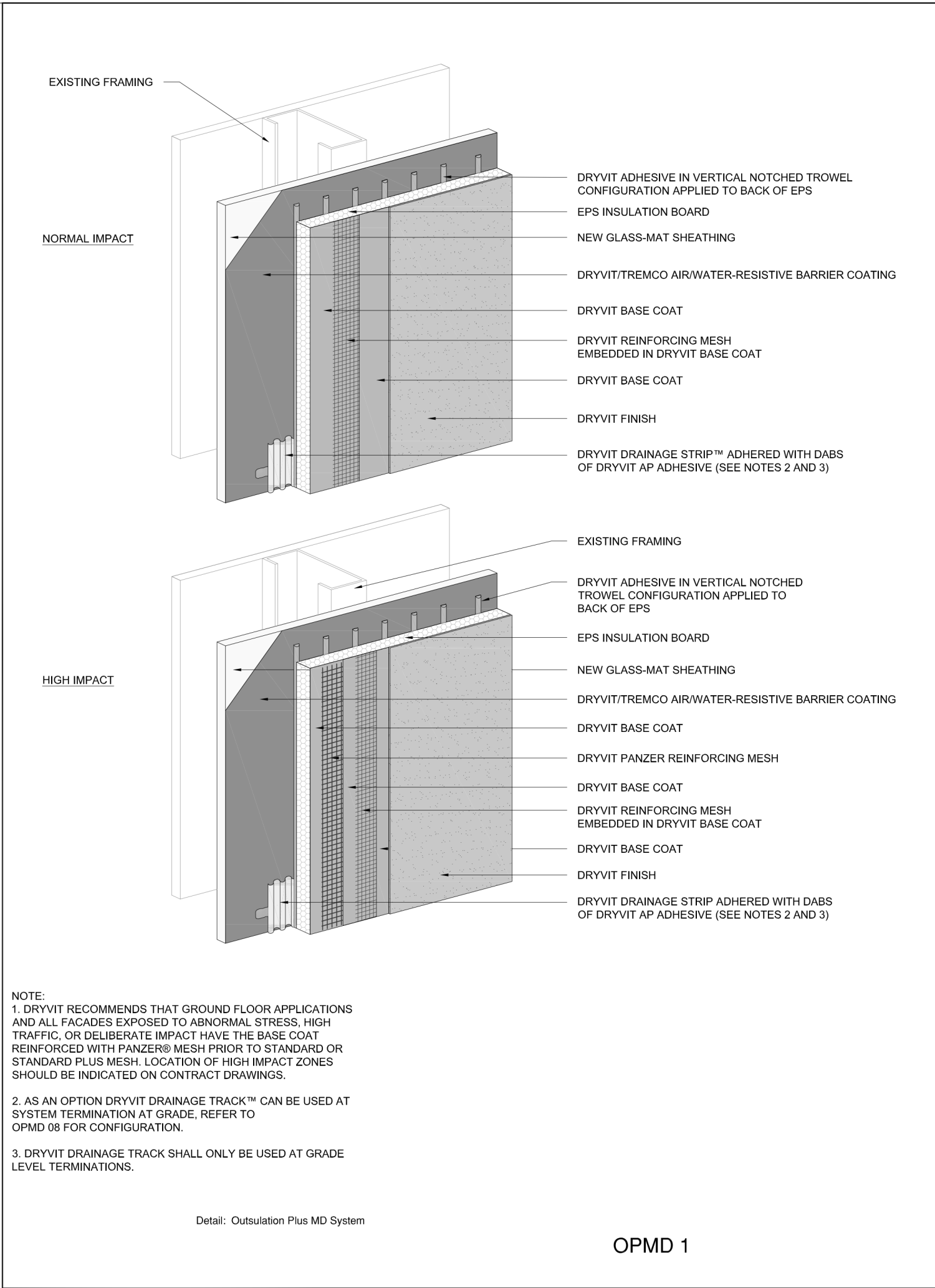
SHEET 6 OF 11
04/15/2022




2
A-202
NORTH ELEVATION
1/8" = 1'-0"



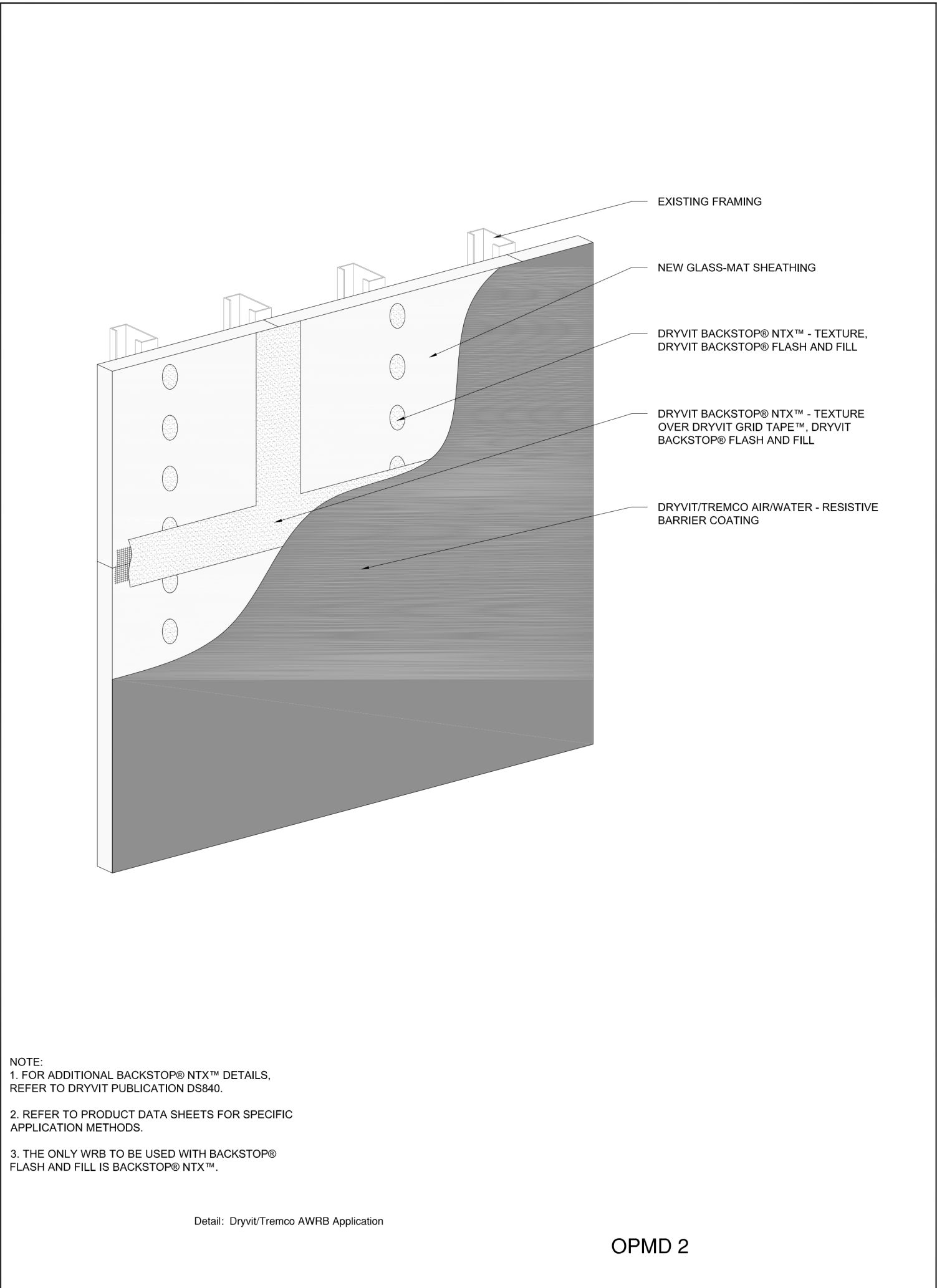
1
A-202
EAST ELEVATION
1/8" = 1'-0"



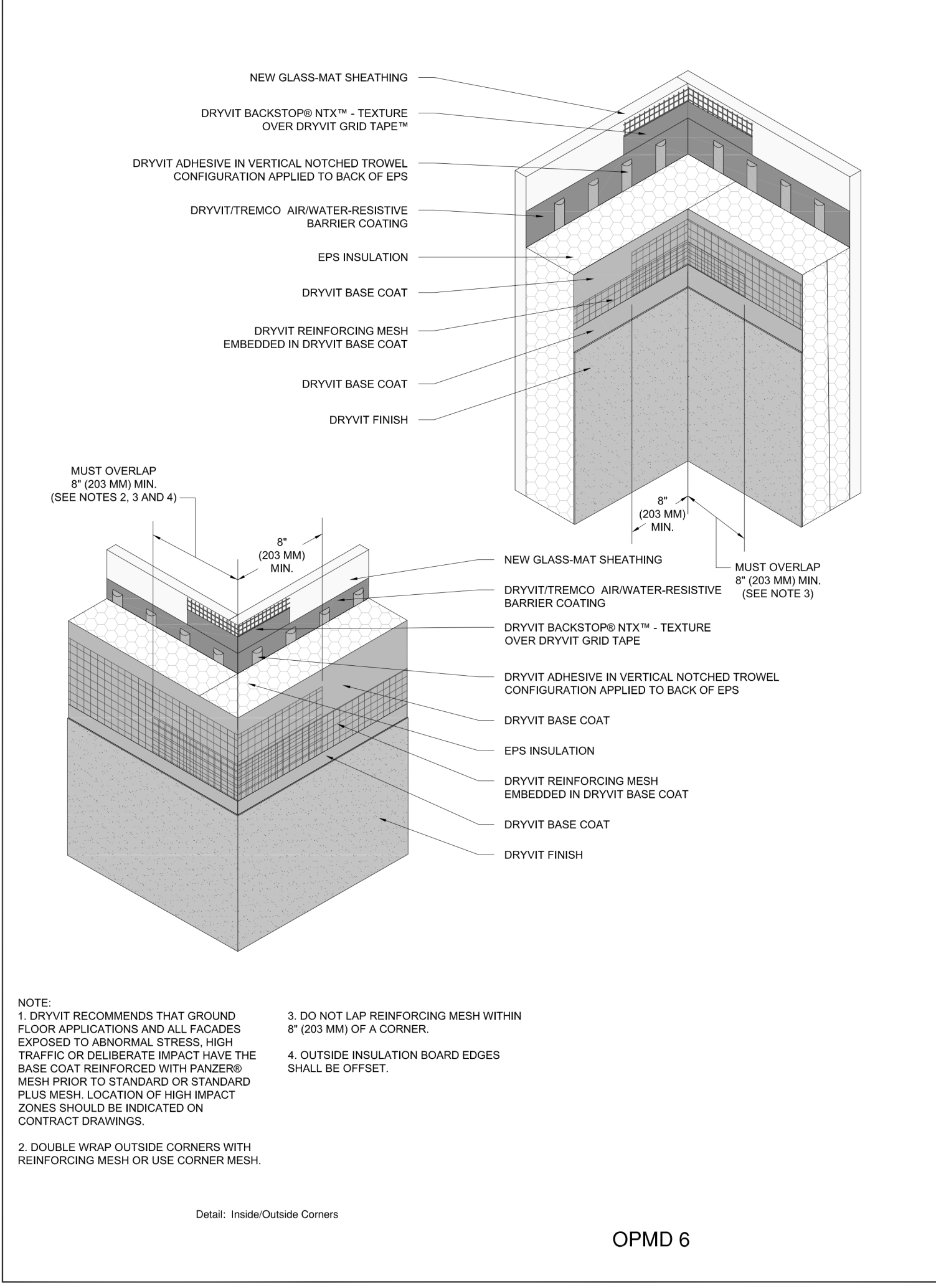
1	EIFS 1, TYP. DETAIL
A-501	NTS



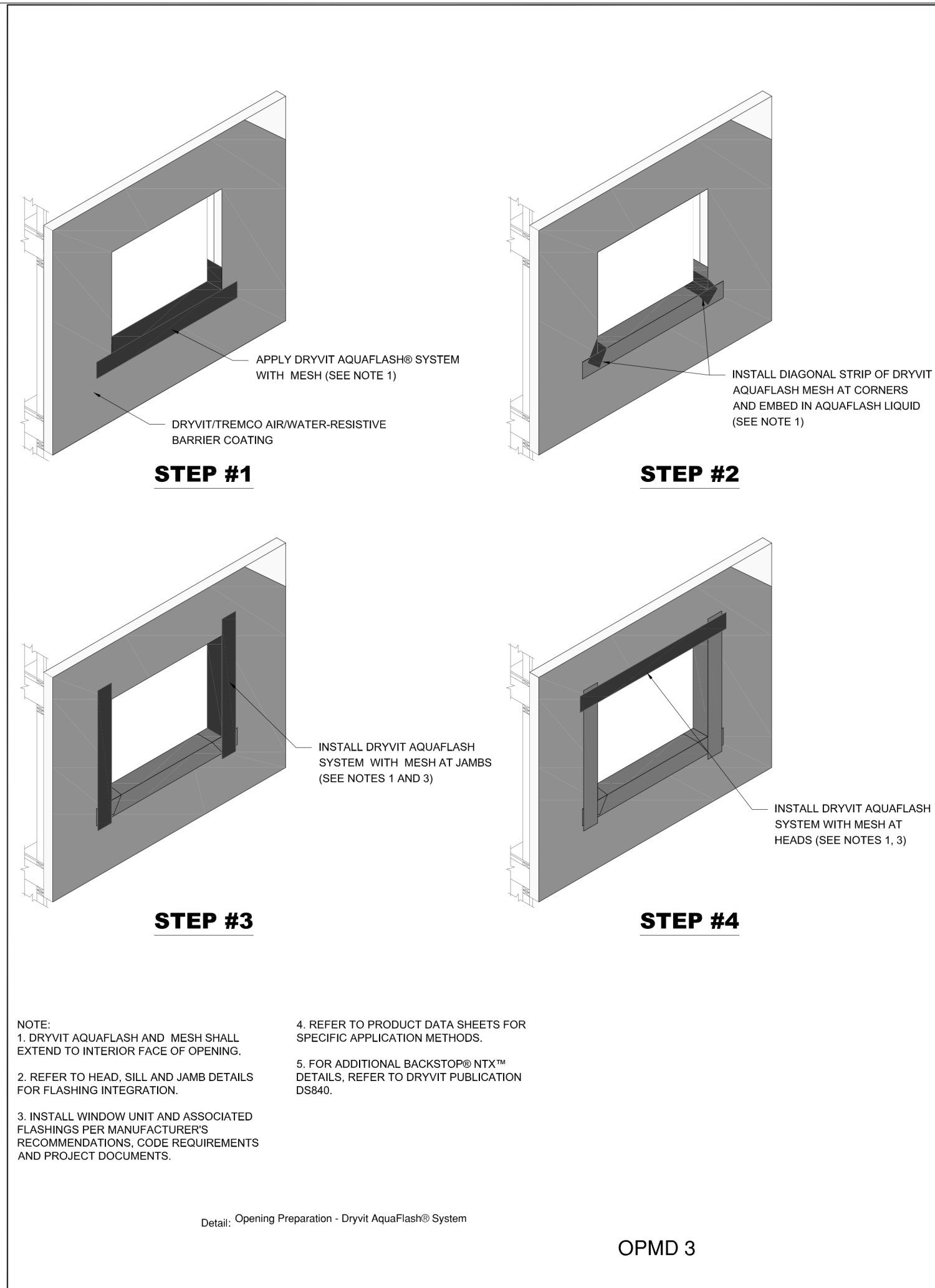
4	EIFS 4, OPENING FLASHING INTEGRATION
A-501	NTS



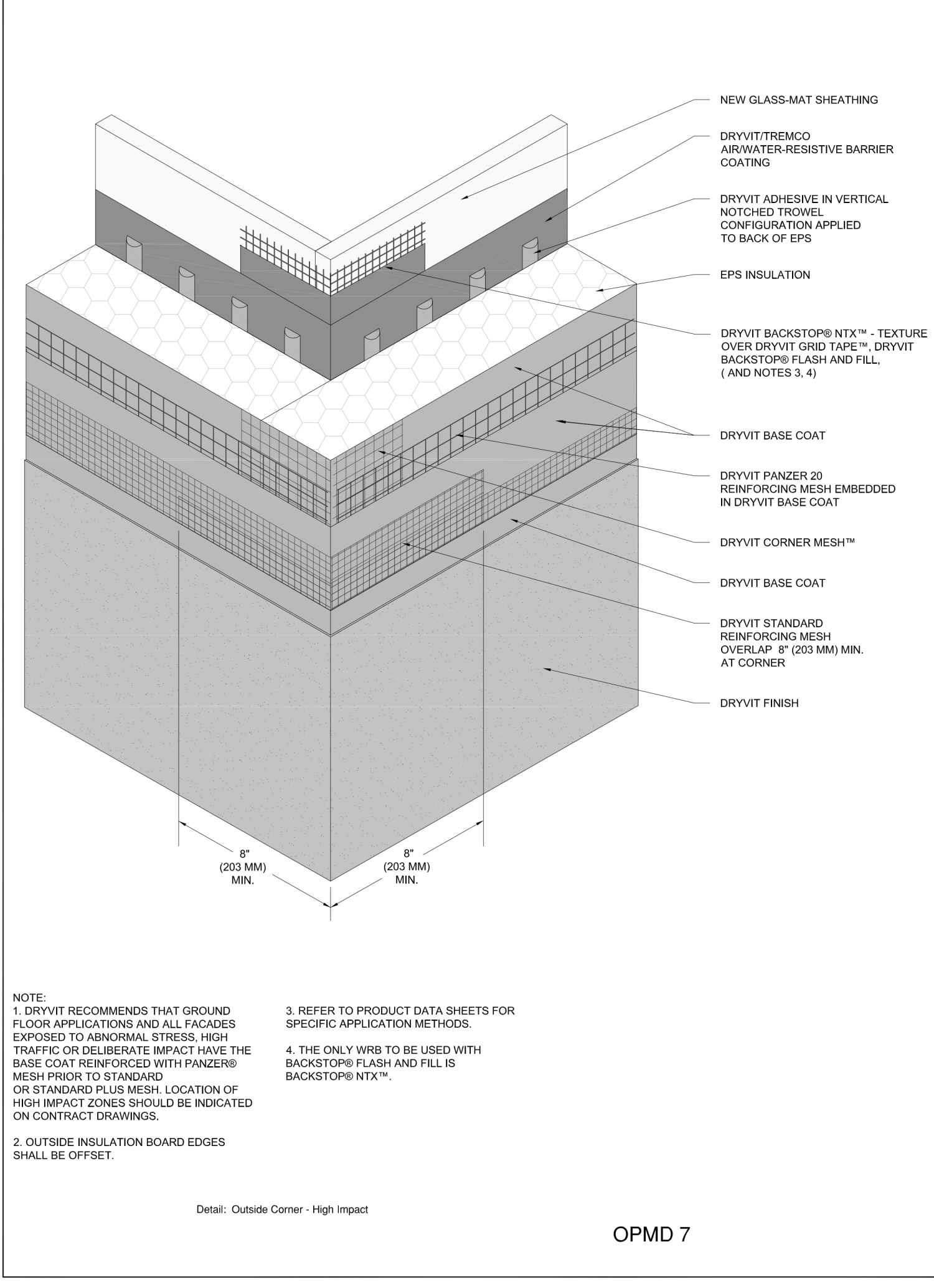
2	EIFS 2, AWRB APPLICATION
A-501	NTS



5	EIFS 5, CORNER DETAILS
A-501	NTS



3	EIFS 3, OPENING PREPARATION
A-501	NTS




6	EIFS 6, HIGH IMPACT CORNER
A-501	NTS

NOTES:

1. DETAILS ARE TYPICAL AND ARE NOT REFERENCED AT EVERY LOCATION ON THE ELEVATION DRAWINGS, TYP.

2. DETAILS ARE FROM BASIS OF DESIGN PRODUCT. PROJECT IS NOT LIMITED TO BASIS OF DESIGN PRODUCT. SEE SPECIFICATIONS FOR PRE-APPROVED ALTERNATES AND/ OR SUBMITTAL METHOD FOR ALTERNATE PRODUCT. GC SHALL SUBMIT ALTERNATE PRODUCT INSTALLATION DETAILS ALONG WITH SUBMITTAL, TYP.

STATE OF MISSOURI
MICHAEL L. PARSON,
GOVERNOR



Robert D. Rollings 2005001208, Certificate of Authority # A-2006003870



OFFICE OF
ADMINISTRATION
DIVISION OF
FACILITIES
MANAGEMENT DESIGN
AND CONSTRUCTION

REPAIR BUILDING
EXTERIOR, HOWERTON
STATE OFFICE BLDG.

615 HOWERTON CT.
JEFFERSON CITY, MO
65109

PROJECT # 02015-01
SITE # 1025

FACILITY # 3101025001

REVISION: _____
DATE: _____
REVISION: _____
DATE: _____
REVISION: _____
DATE: _____

ISSUE DATE: 04/15/2022

BID DOCUMENTS

CAD DWG FILE: A-DT-07
DRAWN BY: AMK
CHECKED BY: RDR
DESIGNED BY: AMK

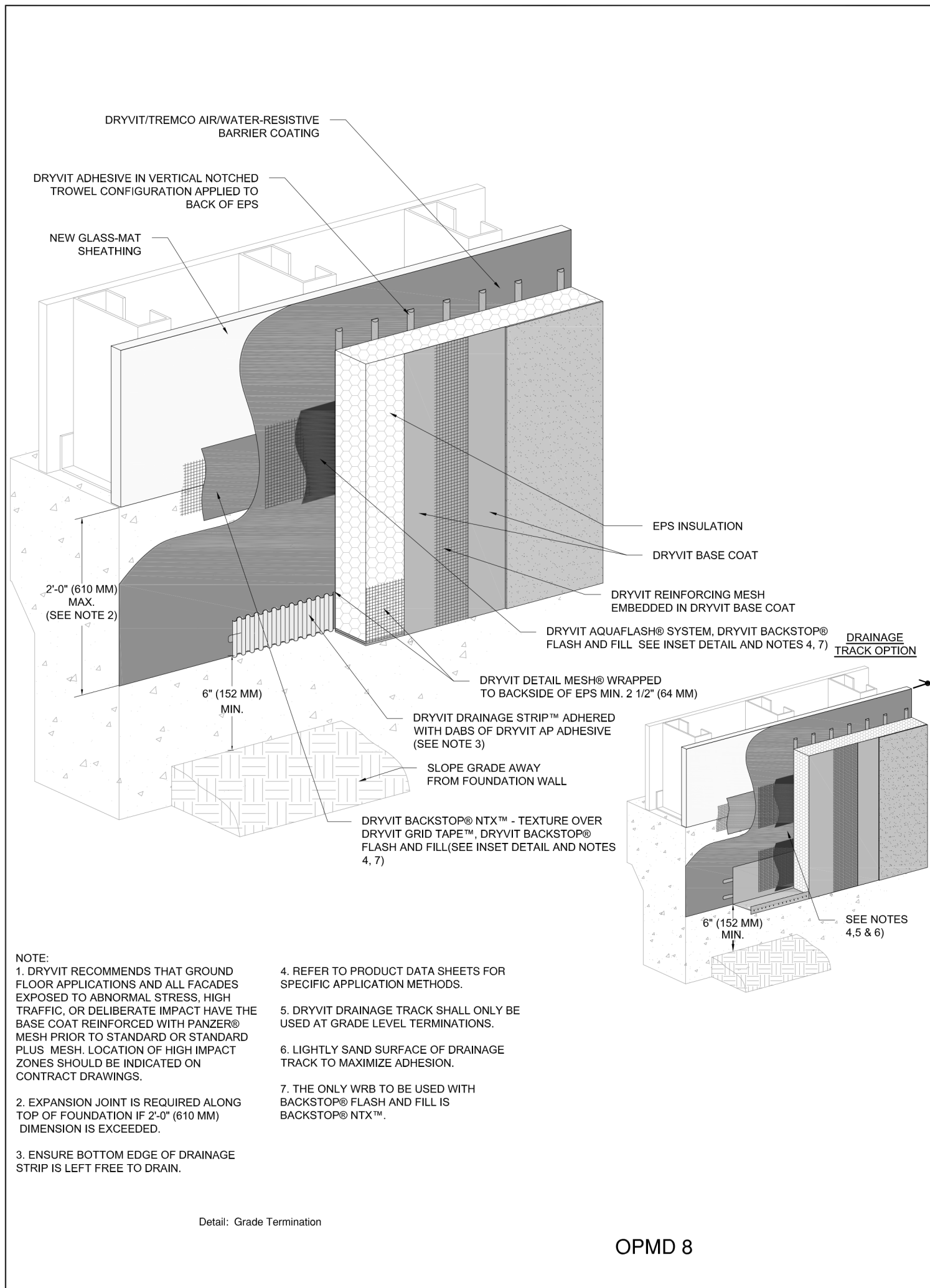
SHEET TITLE:

EIFS DETAILS

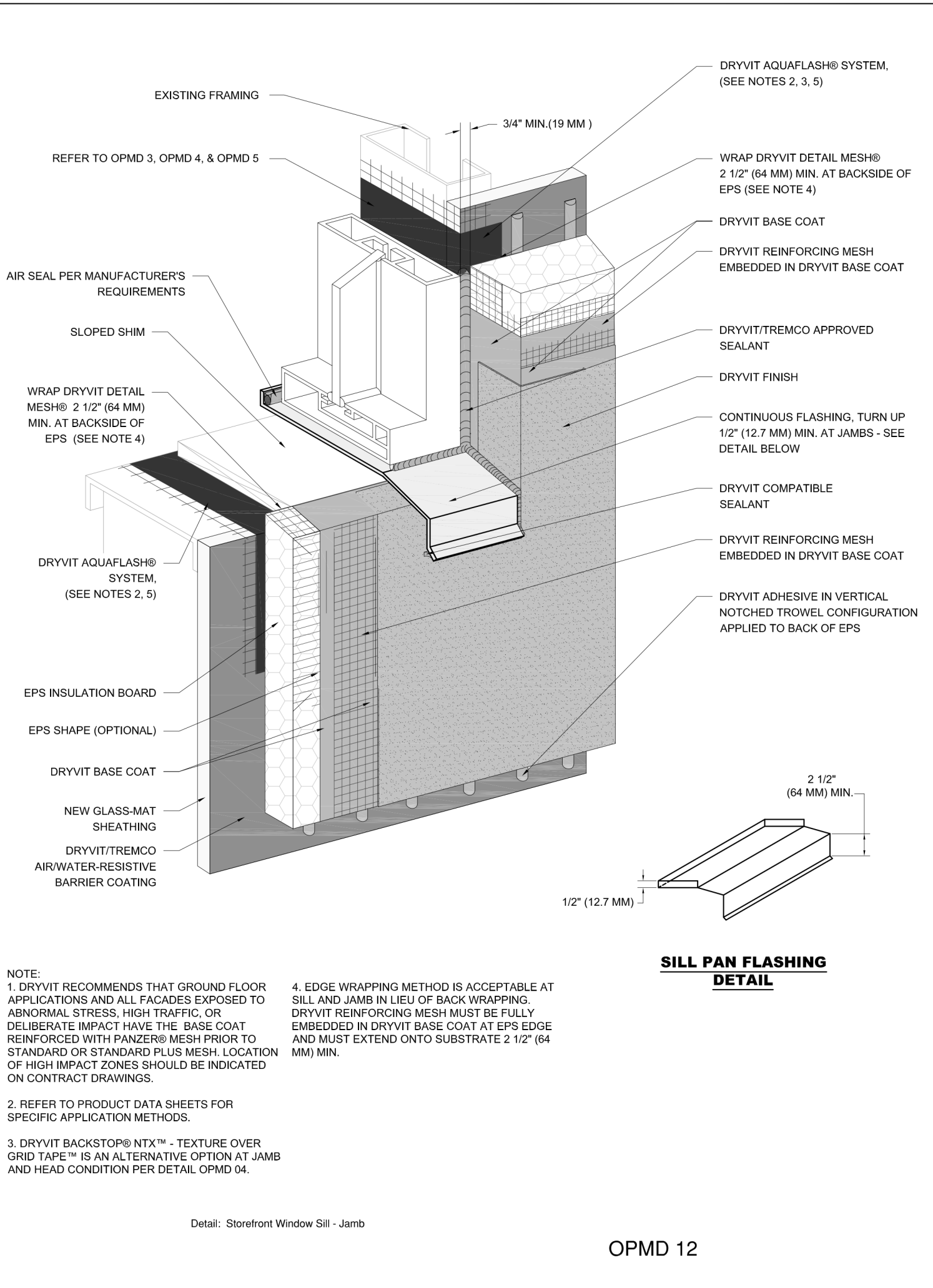
SHEET NUMBER:

A-501

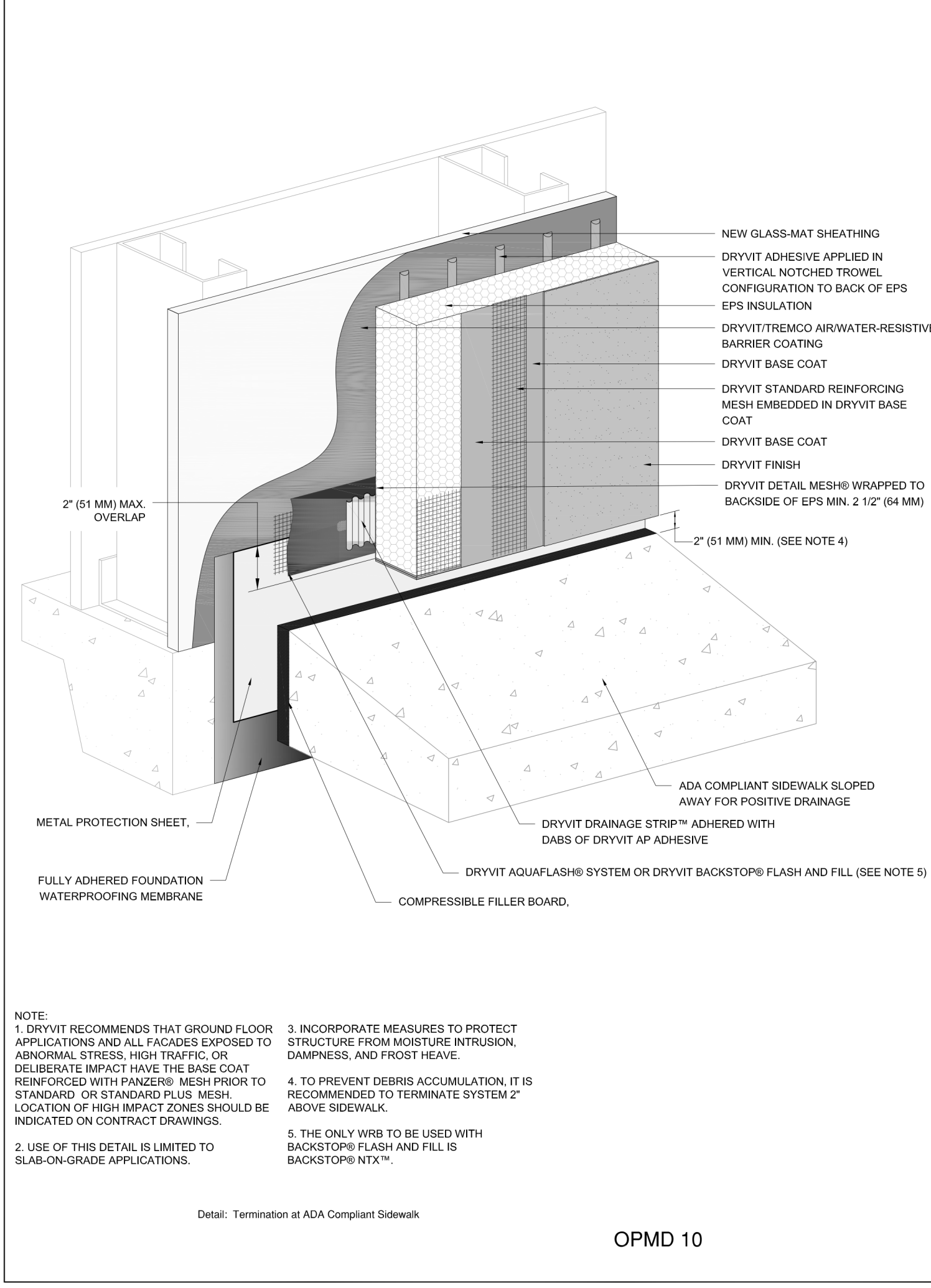
SHEET 7 OF 11
04/15/2022



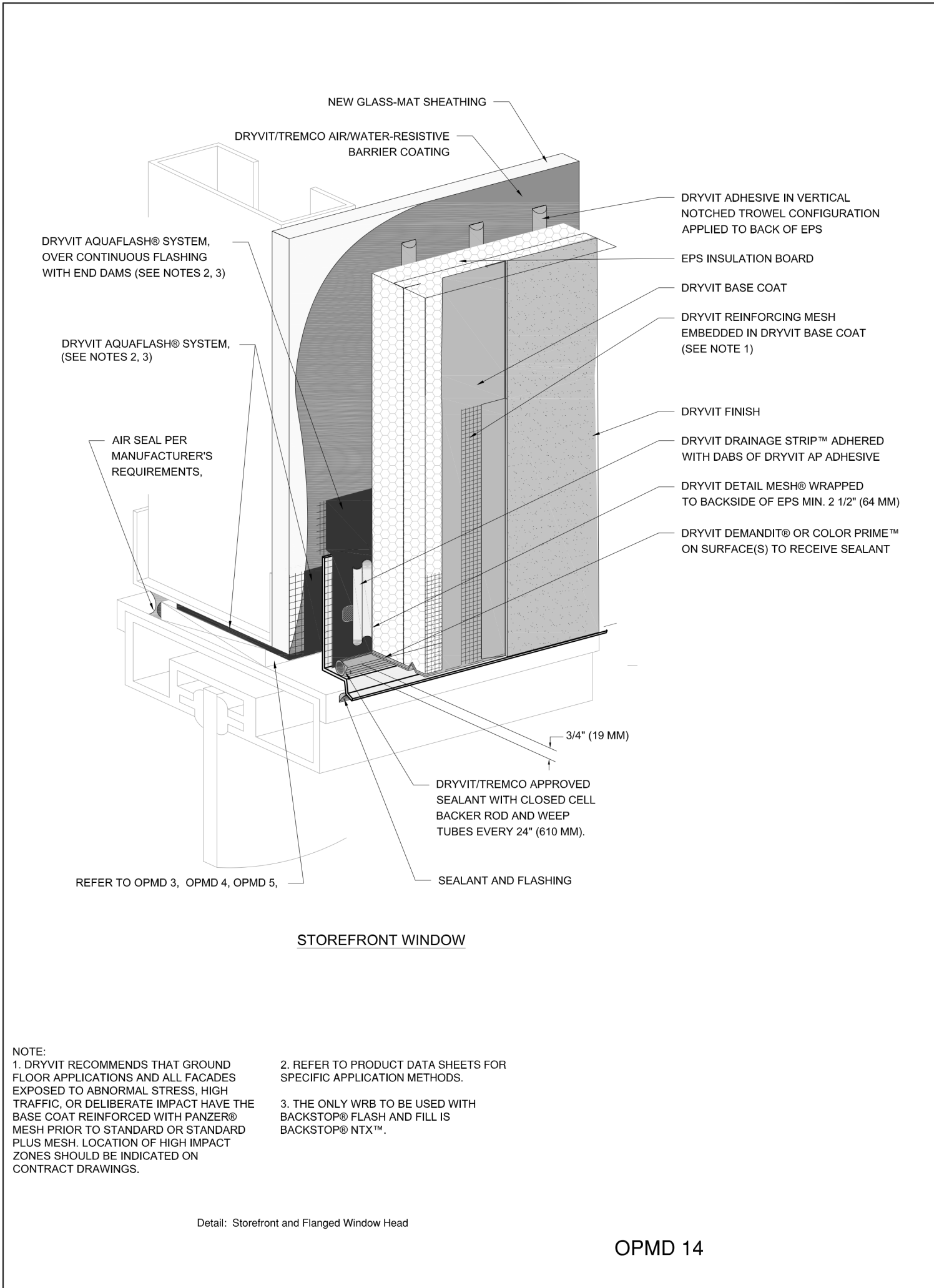
1	EIFS 7, GRADE TERMINATION
A-502	NTS



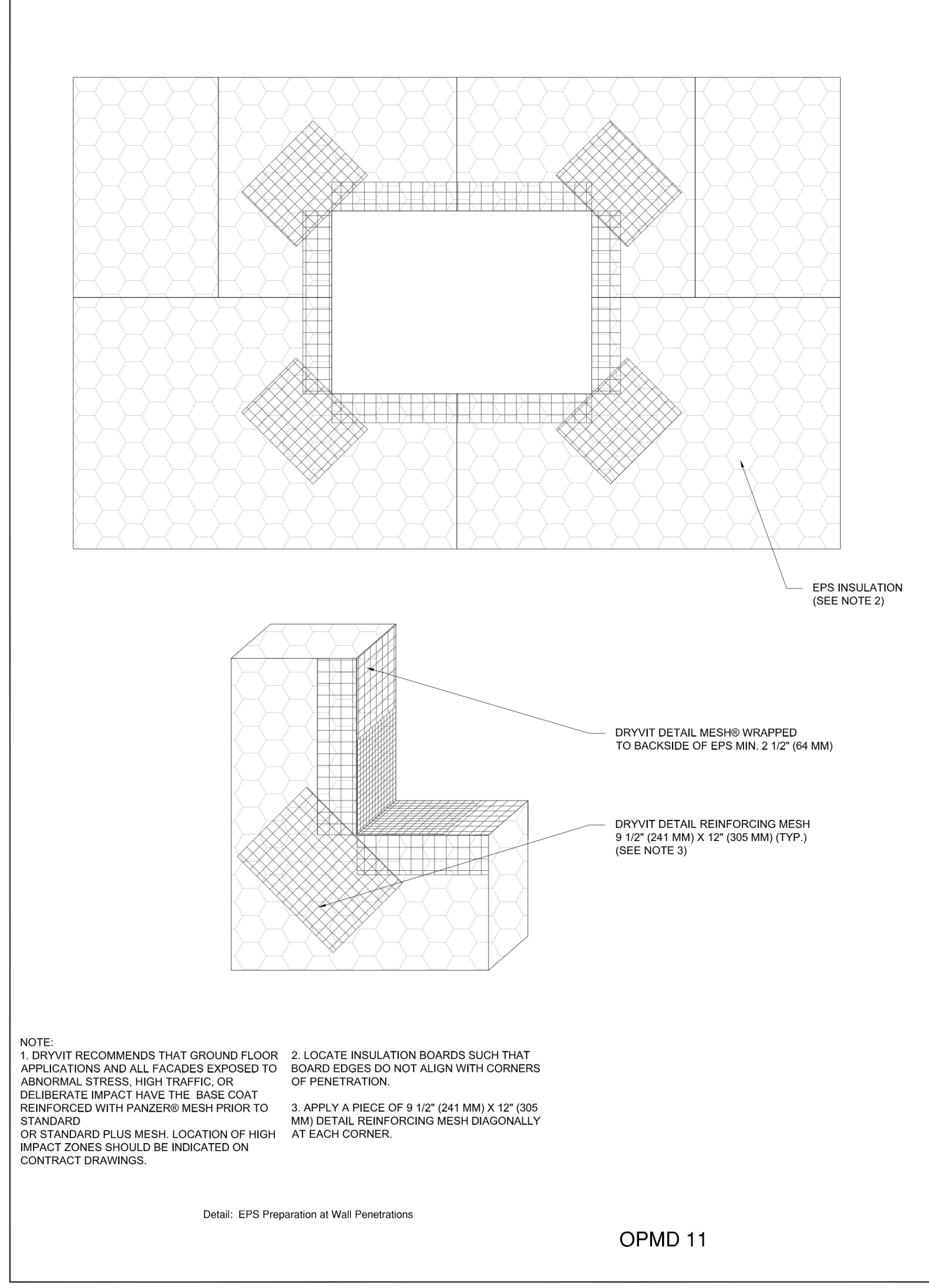
4	EIFS10, SILL & JAMB WINDOW FLASHING
A-502	NTS



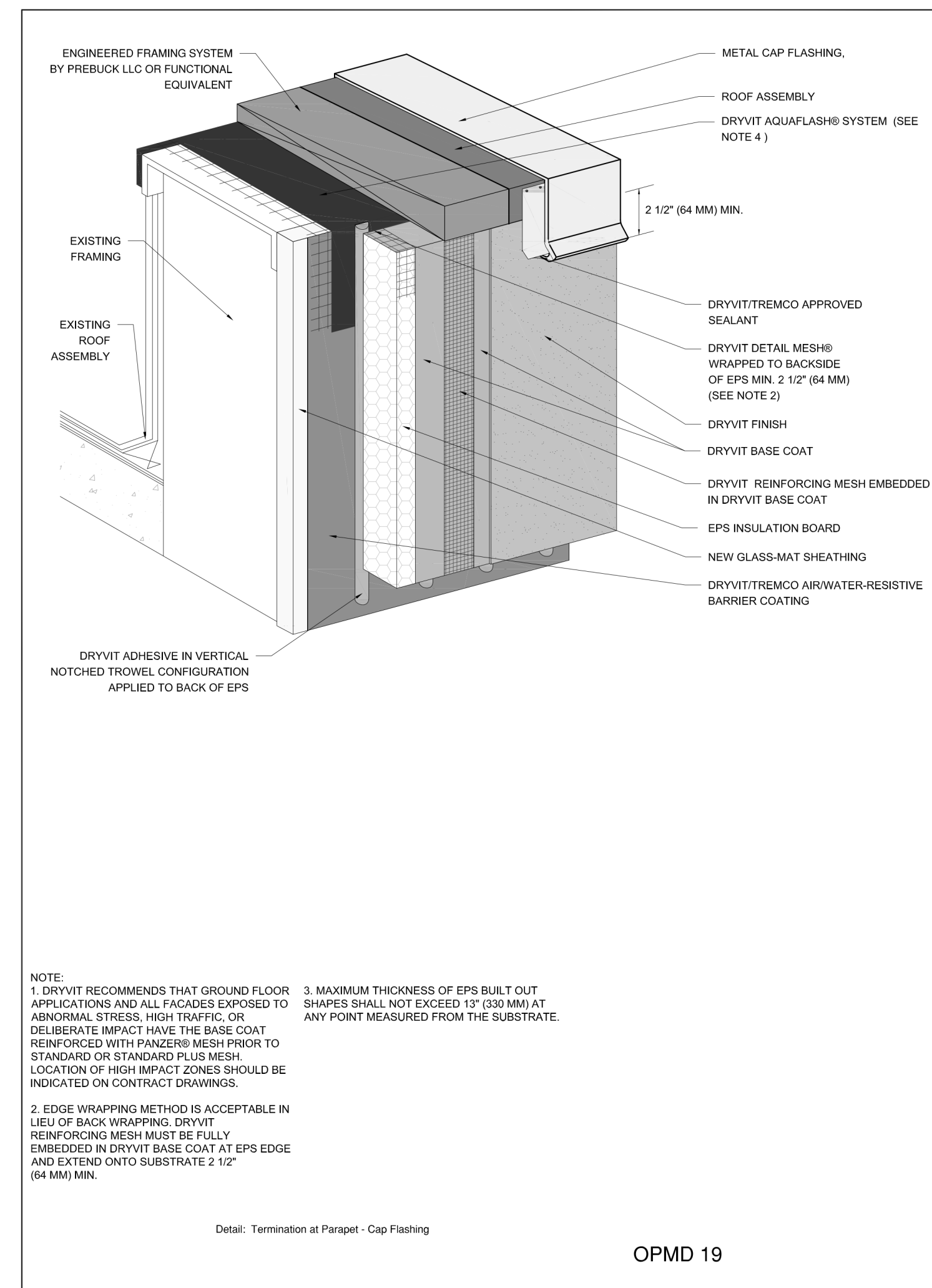
2	EIFS 8, TERMINATION AT SIDEWALK
A-502	NTS



5	EIFS 11, WINDOW HEAD
A-502	NTS




3	EIFS 9, EPS PREP AT PENETRATIONS
A-502	NTS



6	EIFS 12, TERMINATION AT PARAPET
A-502	NTS

NOTES:
1. DETAILS ARE TYPICAL AND ARE NOT REFERENCED AT EVERY LOCATION ON THE ELEVATION DRAWINGS, TYP.
2. DETAILS ARE FROM BASIS OF DESIGN PRODUCT. PROJECT IS NOT LIMITED TO BASIS OF DESIGN PRODUCT. SEE SPECIFICATIONS FOR PRE-APPROVED ALTERNATES AND/ OR SUBMITTAL METHOD FOR ALTERNATE PRODUCT. GC SHALL SUBMIT ALTERNATE PRODUCT INSTALLATION DETAILS ALONG WITH SUBMITTAL, TYP.

STATE OF MISSOURI
MICHAEL L. PARSON,
GOVERNOR



Robert D. Rollings 200501208, Certificate of Authority # A-2006003870

Robert Rollings
Architects LLC
1806 West Broadway Boulevard
Sedalia, MO 65301
660.829.9751

OFFICE OF
ADMINISTRATION
DIVISION OF
FACILITIES
MANAGEMENT DESIGN
AND CONSTRUCTION

REPAIR BUILDING
EXTERIOR, HOWERTON
STATE OFFICE BLDG.

615 HOWERTON CT.
JEFFERSON CITY, MO
65109

PROJECT # 02015-01
SITE # 1025

FACILITY # 3101025001

REVISION:
DATE:
REVISION:
DATE:
REVISION:
DATE:

ISSUE DATE: 04/15/2022

BID DOCUMENTS

CAD DWG FILE: A-DT-08

DRAWN BY: AMK

CHECKED BY: RDR

DESIGNED BY: AMK

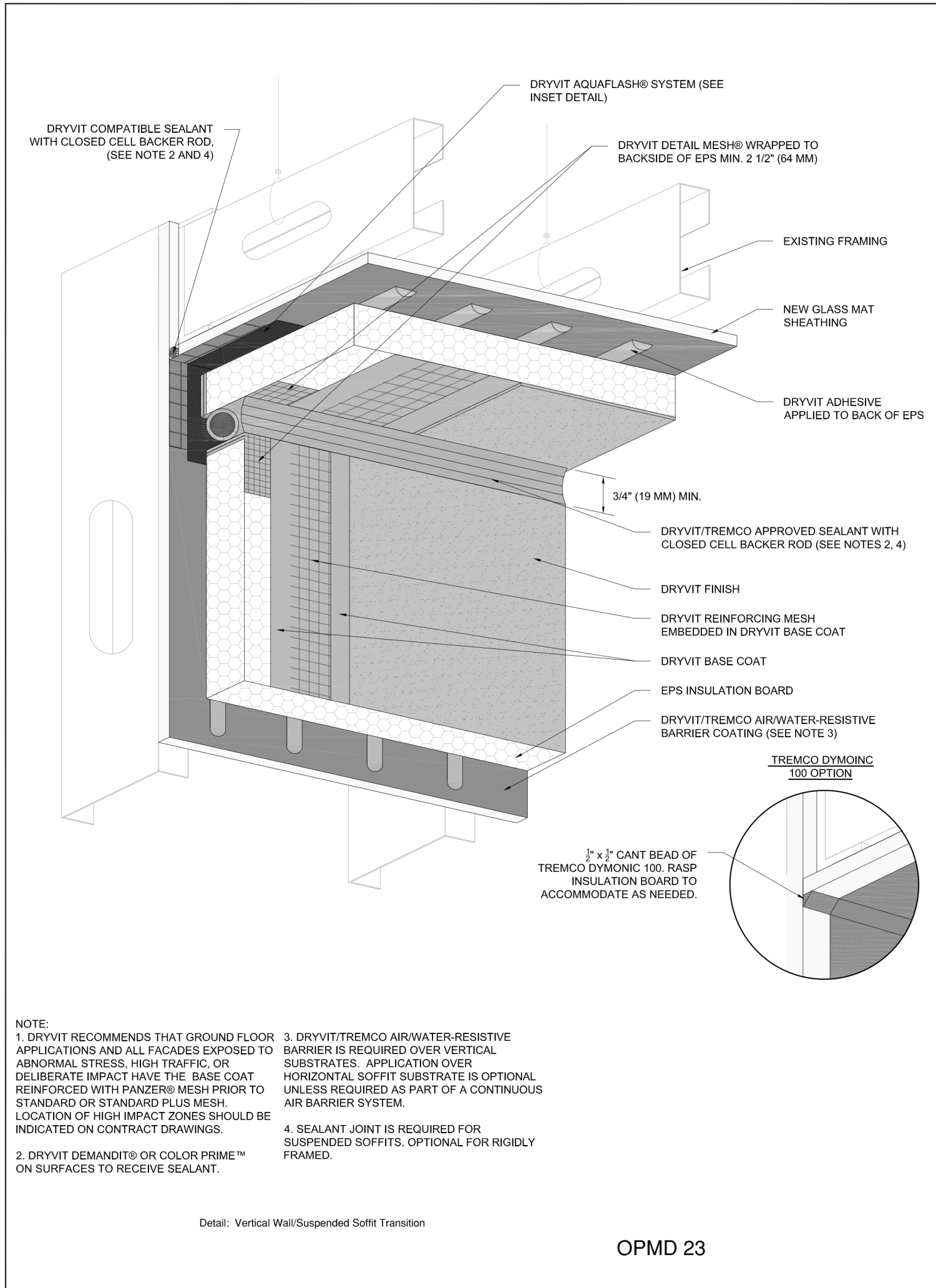
SHEET TITLE:

EIFS DETAILS

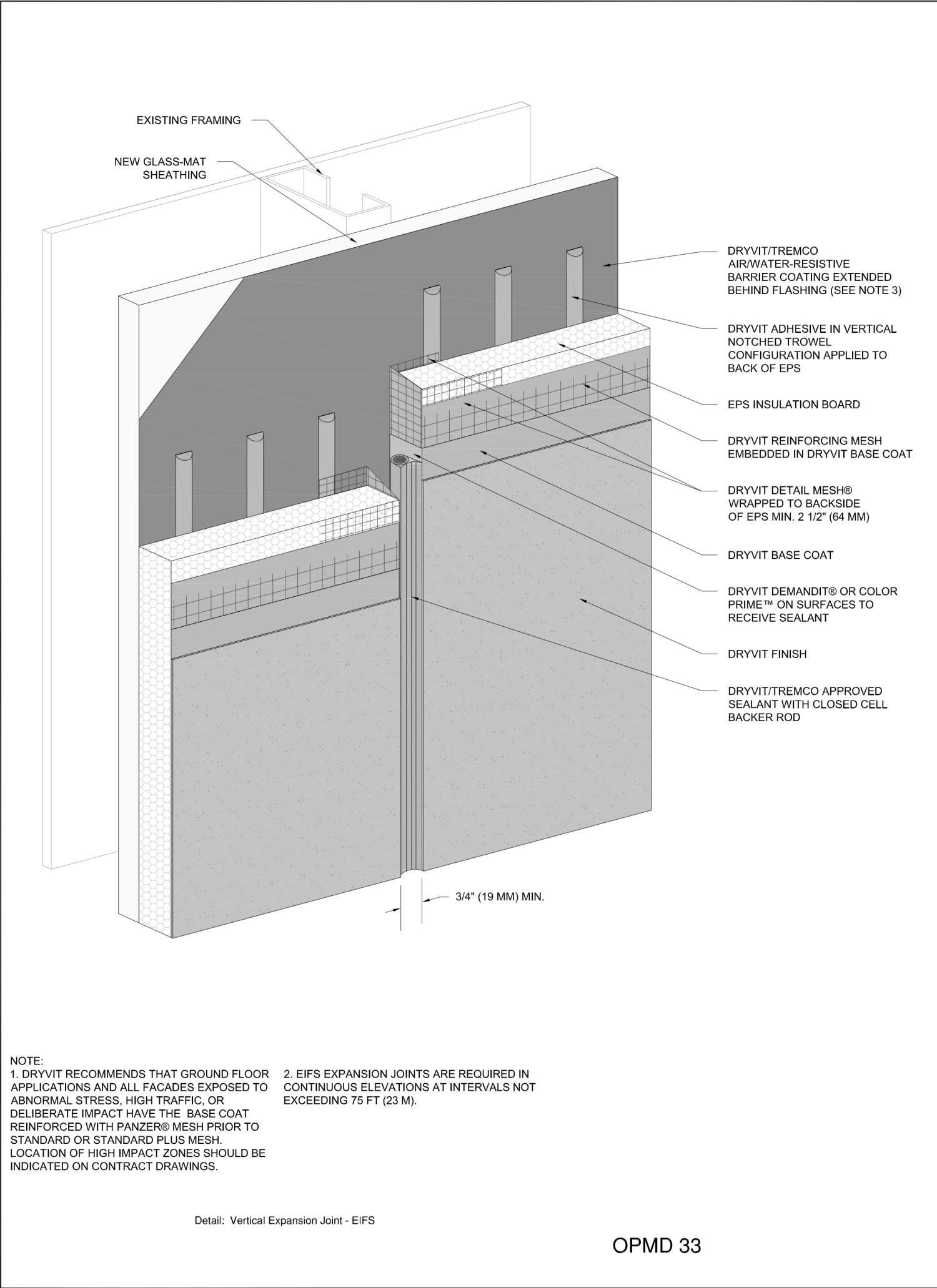
SHEET NUMBER:

A-502

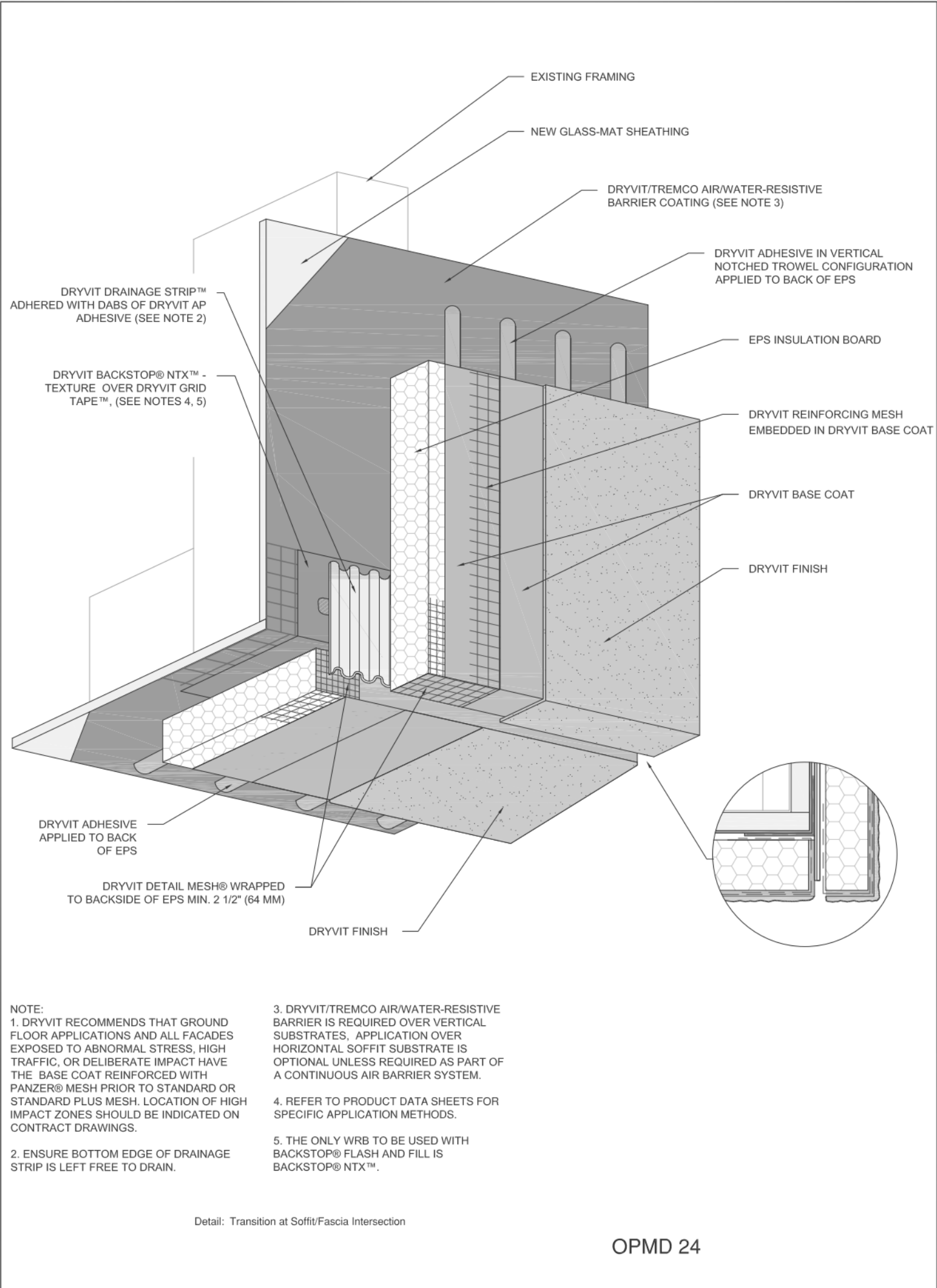
SHEET 8 OF 11
04/15/2022



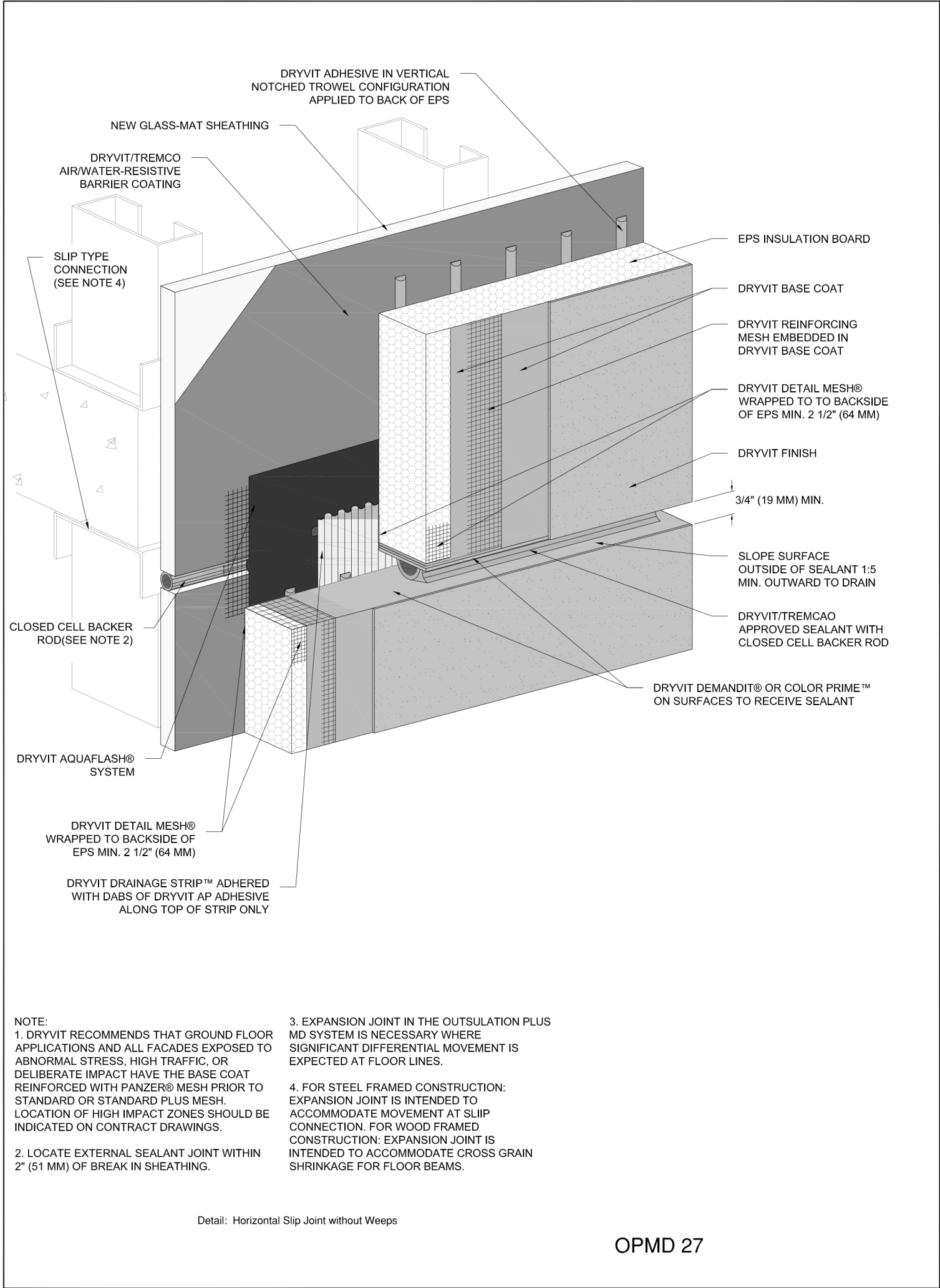
1	EIFS 13, WALL CEILING TRANSITION
A-503	NTS



4	EIFS 16, VERTICAL EXPANSION JOINT
A-503	NTS




2	EIFS 14, CEILING WALL TRANSITION
A-503	NTS



3	EIFS 15, HORIZONTAL SLIP JOINT
A-503	NTS

NOTES:
1. DETAILS ARE TYPICAL AND ARE NOT REFERENCED AT EVERY LOCATION ON THE ELEVATION DRAWINGS, TYP.
2. DETAILS ARE FROM BASIS OF DESIGN PRODUCT. PROJECT IS NOT LIMITED TO BASIS OF DESIGN PRODUCT. SEE SPECIFICATIONS FOR PRE-APPROVED ALTERNATES AND/ OR SUBMITTAL METHOD FOR ALTERNATE PRODUCT. GC SHALL SUBMIT ALTERNATE PRODUCT INSTALLATION DETAILS ALONG WITH SUBMITTAL, TYP.

STATE OF MISSOURI
MICHAEL L. PARSON,
GOVERNOR



Robert D. Rollings 2005001208, Certificate of Authority # A-2006003870



1806 West Broadway Boulevard
Sedalia, MO 65301
660.829.9751

OFFICE OF
ADMINISTRATION
DIVISION OF
FACILITIES
MANAGEMENT DESIGN
AND CONSTRUCTION

REPAIR BUILDING
EXTERIOR, HOWERTON
STATE OFFICE BLDG.

615 HOWERTON CT.
JEFFERSON CITY, MO
65109

PROJECT # O2015-01
SITE # 1025

FACILITY # 3101025001

REVISION: _____
DATE: _____
REVISION: _____
DATE: _____
REVISION: _____
DATE: _____

ISSUE DATE: 04/15/2022

BID DOCUMENTS

CAD DWG FILE: A-DT-09
DRAWN BY: AMK
CHECKED BY: RDR
DESIGNED BY: AMK

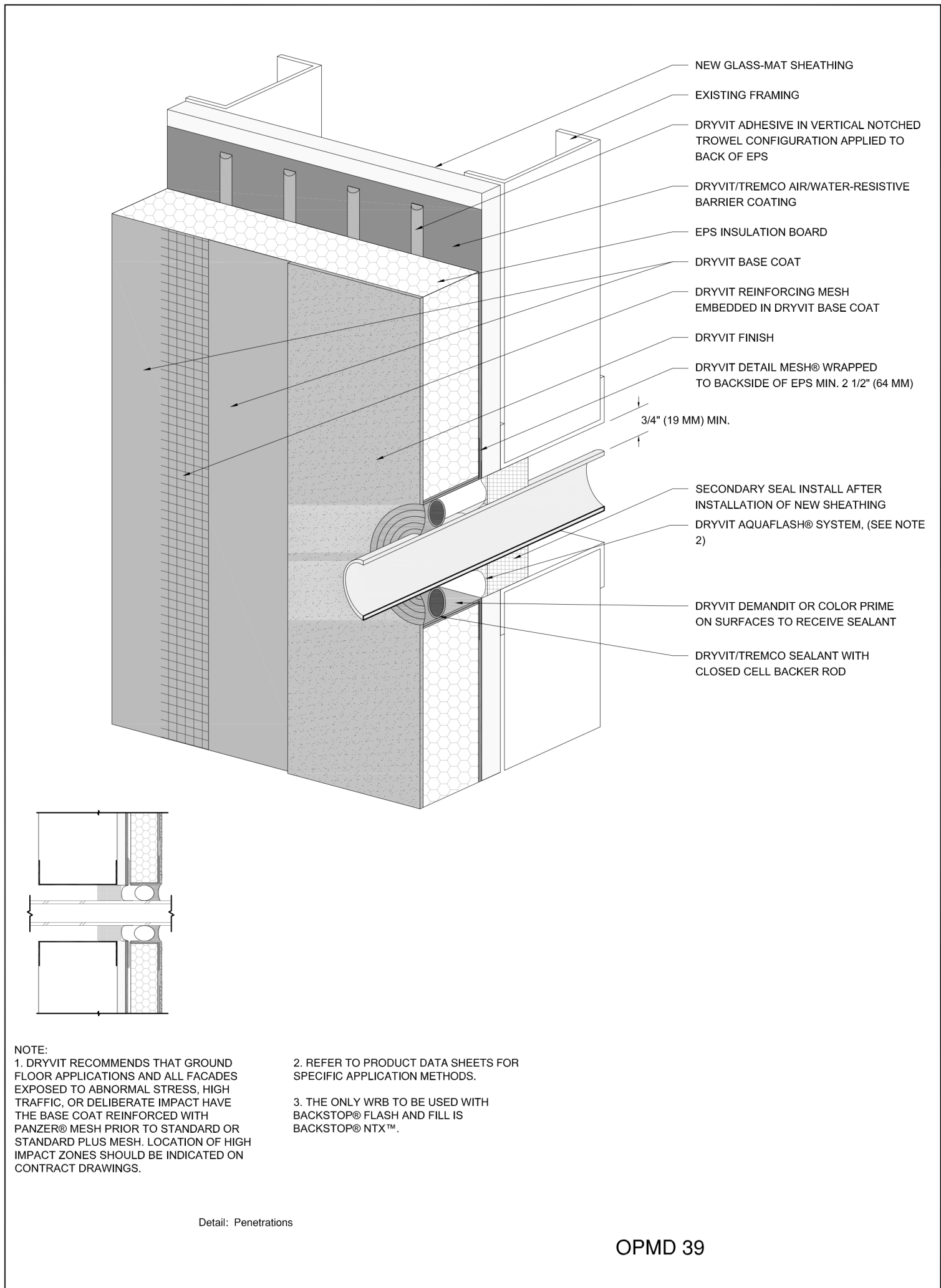
SHEET TITLE:

EIFS DETAILS

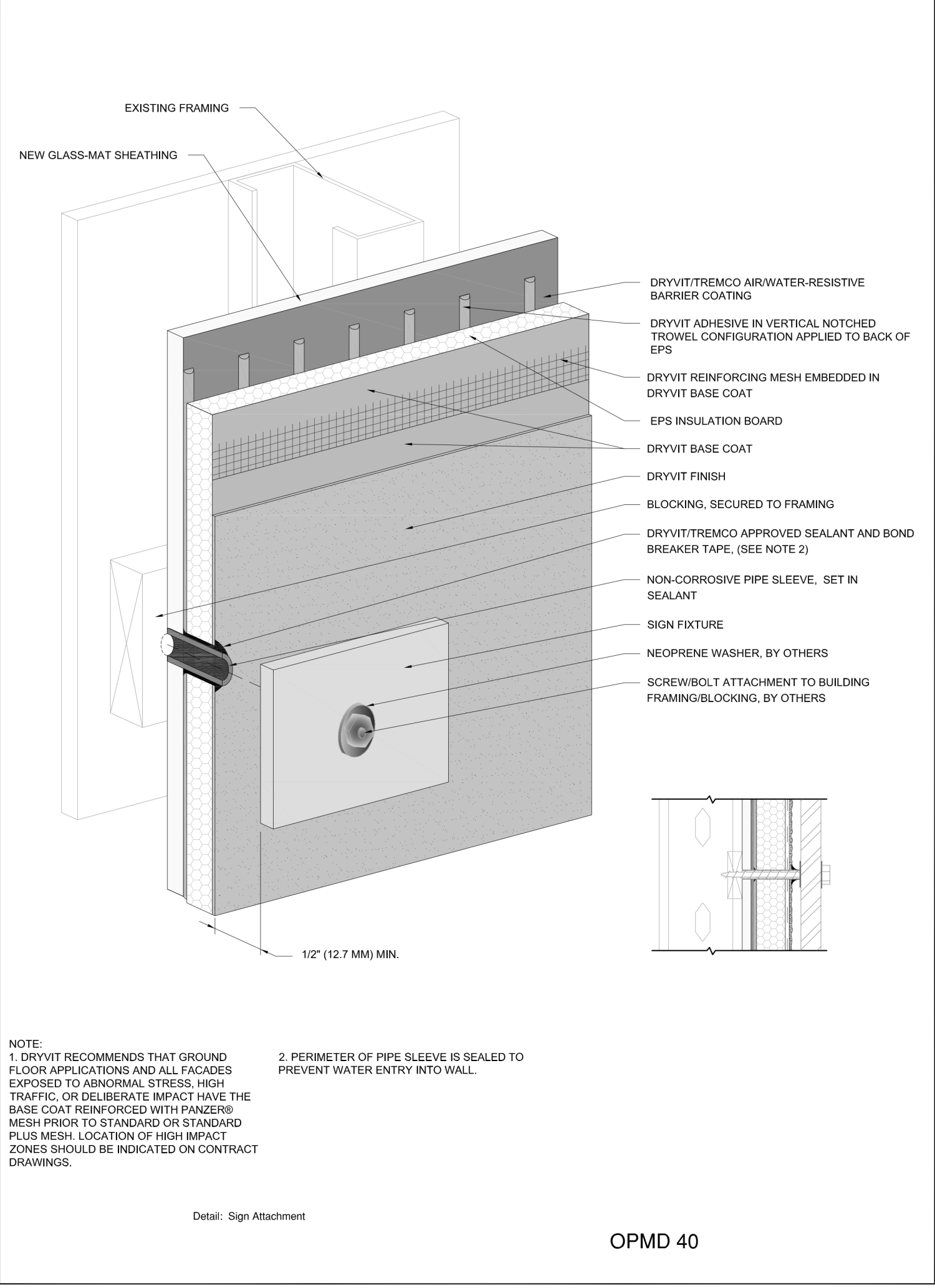
SHEET NUMBER:

A-503

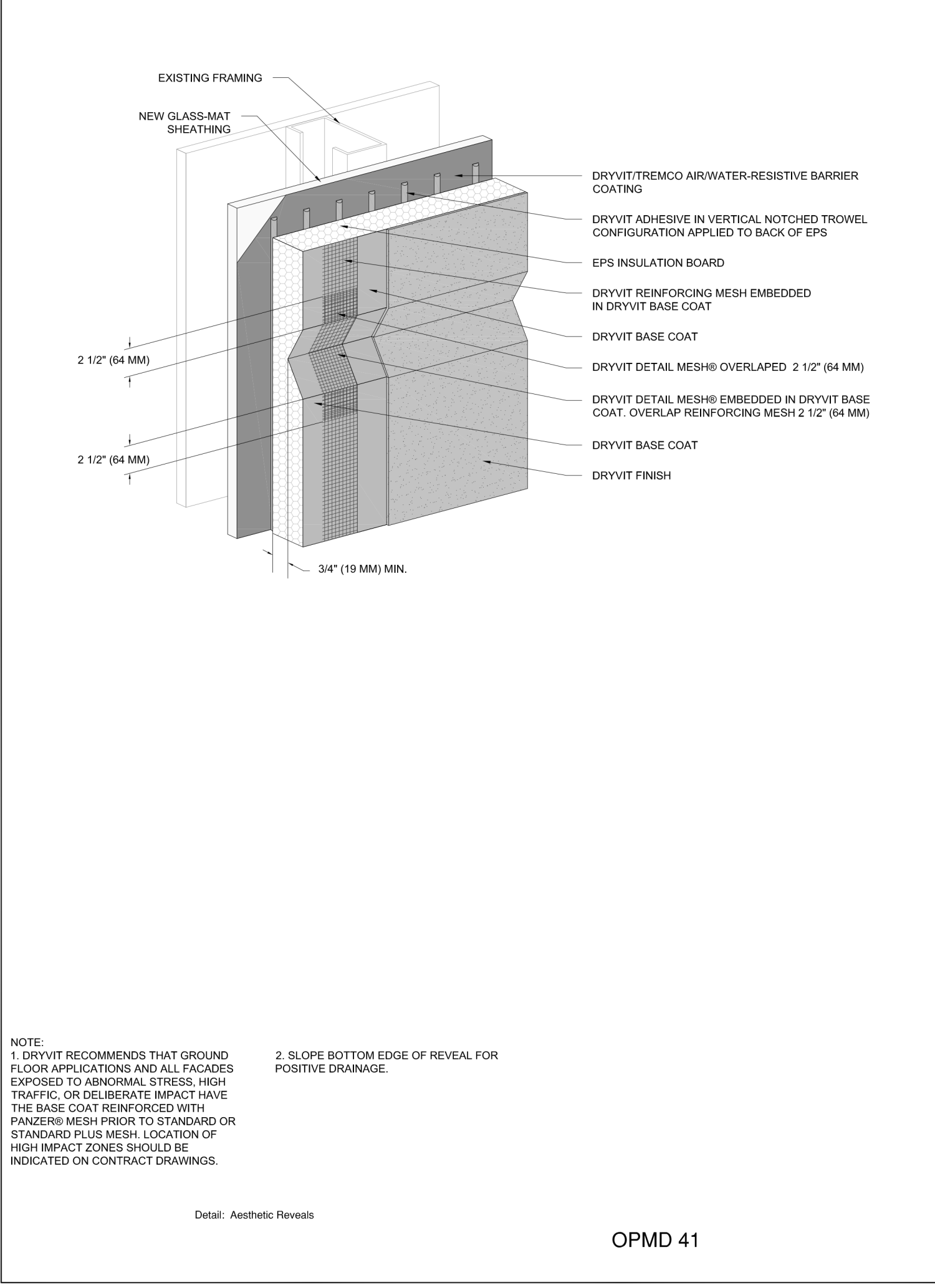
SHEET 9 OF 11
04/15/2022



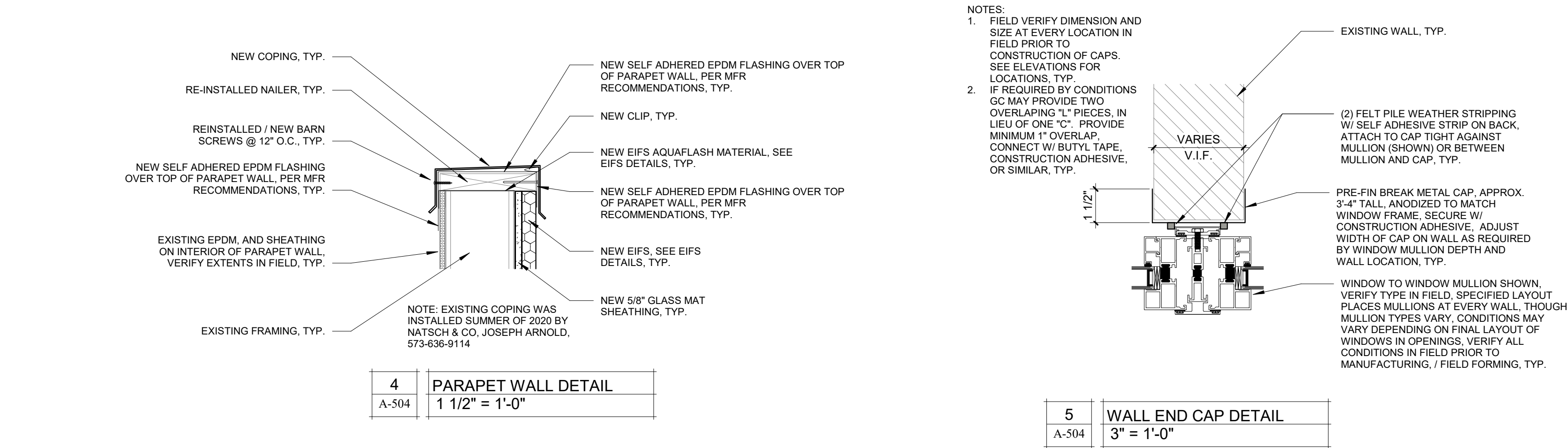
1 A-504	EIFS 17, PENETRATION DETAIL NTS
------------	------------------------------------



2 A-504	EIFS 18, SIGN ATTACHMENT NTS
------------	---------------------------------




3 A-504	EIFS 19, REVEAL DETAIL NTS
------------	-------------------------------



NOTES:
1. DETAILS ARE TYPICAL AND ARE NOT REFERENCED AT EVERY LOCATION ON THE ELEVATION DRAWINGS, TYP.
2. DETAILS ARE FROM BASIS OF DESIGN PRODUCT. PROJECT IS NOT LIMITED TO BASIS OF DESIGN PRODUCT. SEE SPECIFICATIONS FOR PRE-APPROVED ALTERNATES AND/ OR SUBMITTAL METHOD FOR ALTERNATE PRODUCT. GC SHALL SUBMIT ALTERNATE PRODUCT INSTALLATION DETAILS ALONG WITH SUBMITTAL, TYP.

STATE OF MISSOURI
MICHAEL L. PARSON,
GOVERNOR



Robert D. Rollings 2005501208, Certificate of Authority # A-2006003870



Robert Rollings
Architects LLC

1806 West Broadway Boulevard
Sedalia, MO 65301
660.829.9751

OFFICE OF
ADMINISTRATION
DIVISION OF
FACILITIES
MANAGEMENT DESIGN
AND CONSTRUCTION

REPAIR BUILDING
EXTERIOR, HOWERTON
STATE OFFICE BLDG.

615 HOWERTON CT.
JEFFERSON CITY, MO
65109

PROJECT # 02015-01
SITE # 1025

FACILITY # 3101025001

REVISION: _____
DATE: _____
REVISION: _____
DATE: _____
REVISION: _____
DATE: _____

ISSUE DATE: 04/15/2022

BID DOCUMENTS

CAD DWG FILE: A-DT-10
DRAWN BY: AMK
CHECKED BY: RDR
DESIGNED BY: AMK

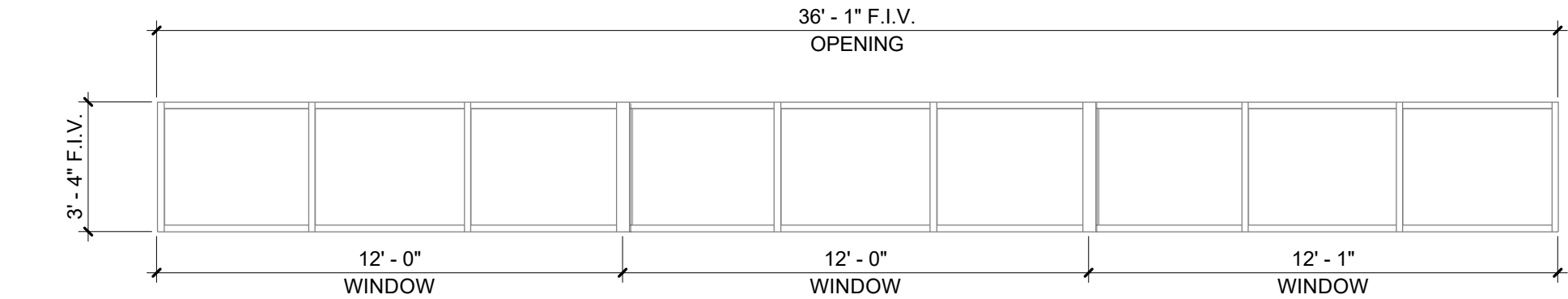
SHEET TITLE:

EIFS DETAILS &
SHEET METAL
DETAIL

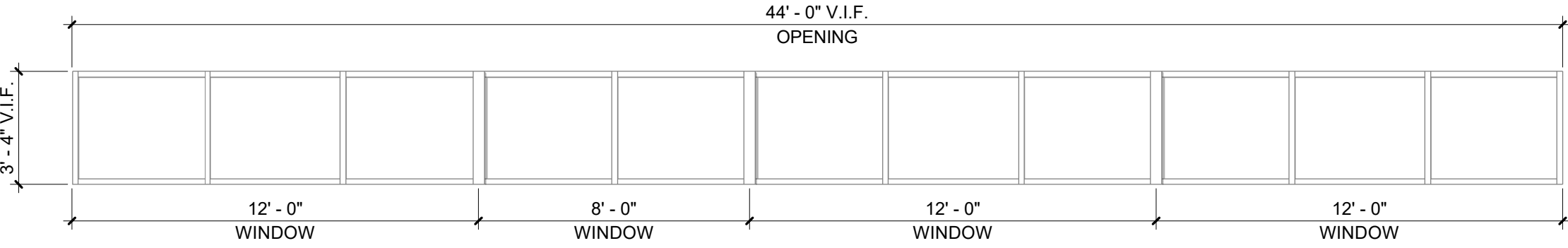
SHEET NUMBER:

A-504

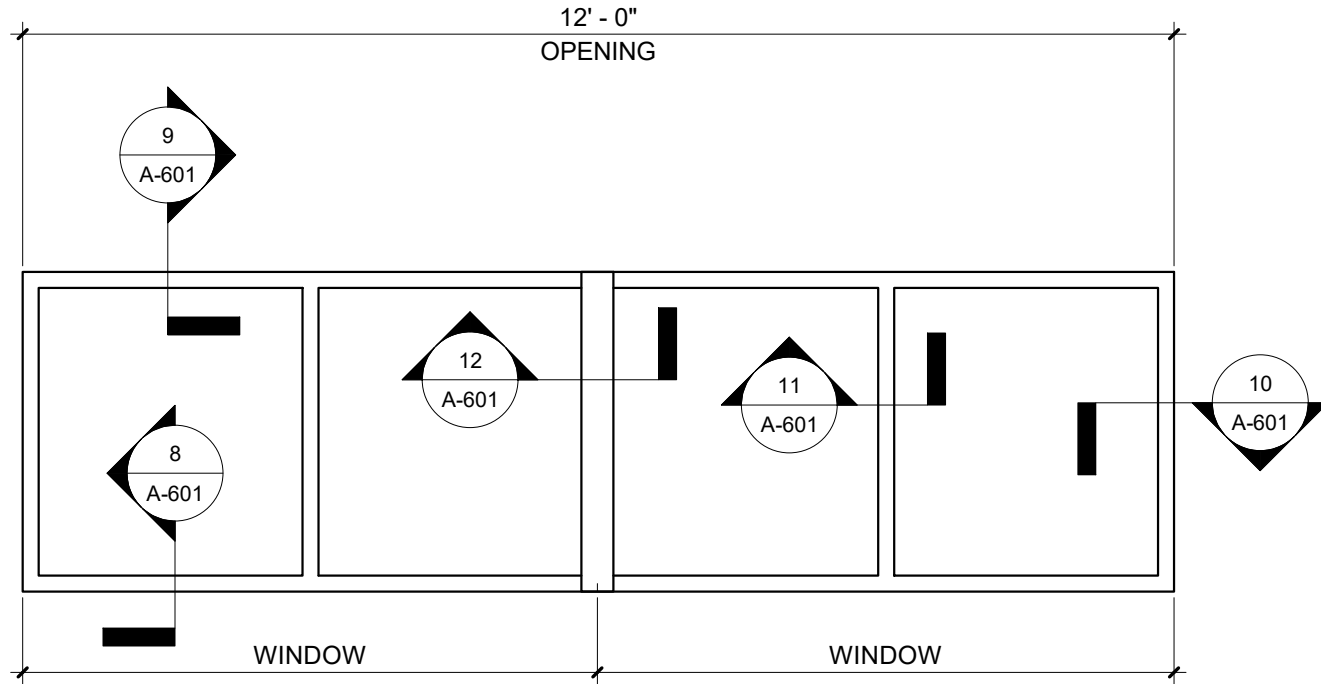
SHEET 10 OF 11
04/15/2022



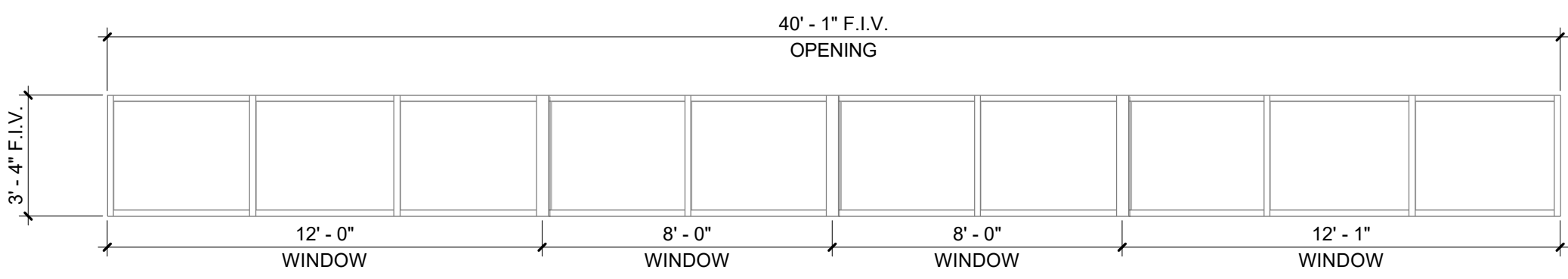
1	WINDOW A
A-601	1/4" = 1'-0"



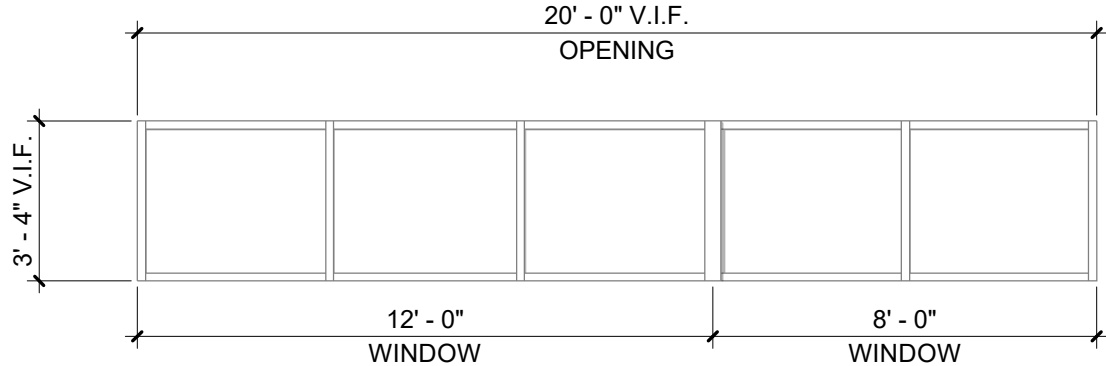
4	WINDOW D
A-601	1/4" = 1'-0"



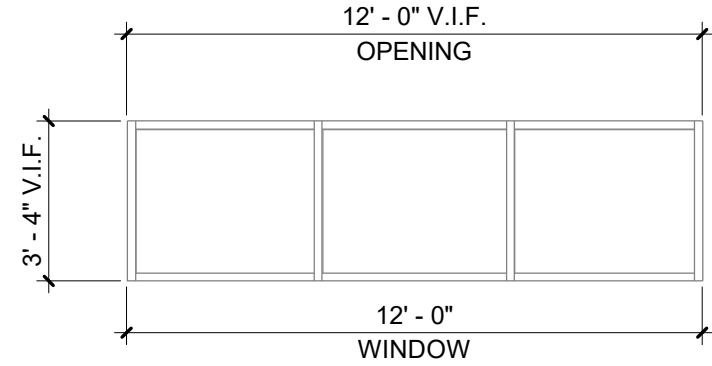
7	SYMBOLIC WINDOW ELEVATION
A-601	1/2" = 1'-0"



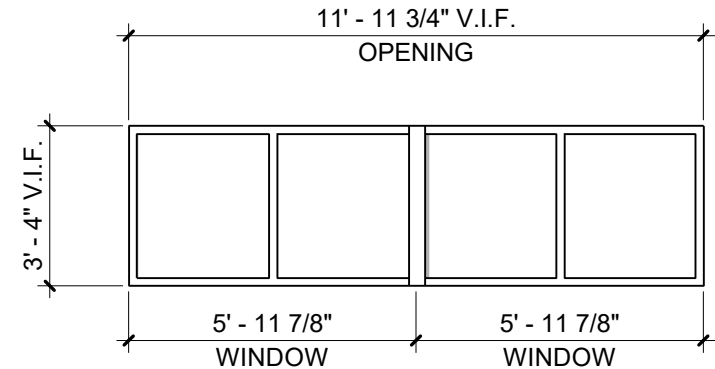
2	WINDOW B
A-601	1/4" = 1'-0"



5	WINDOW E
A-601	1/4" = 1'-0"

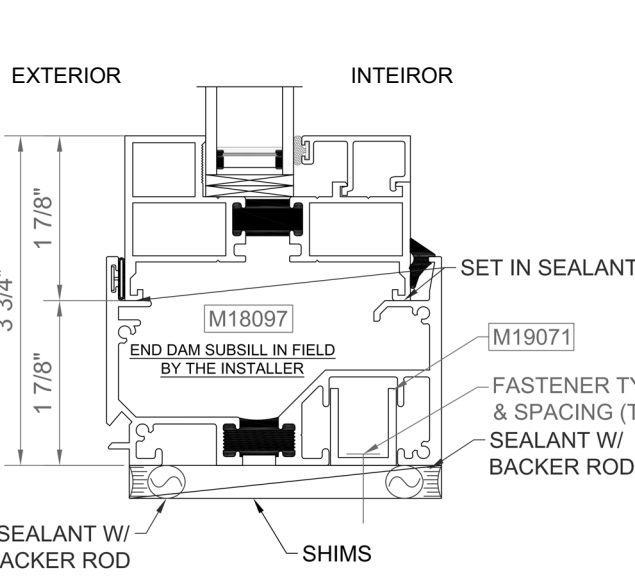


6	WINDOW F
A-601	1/4" = 1'-0"

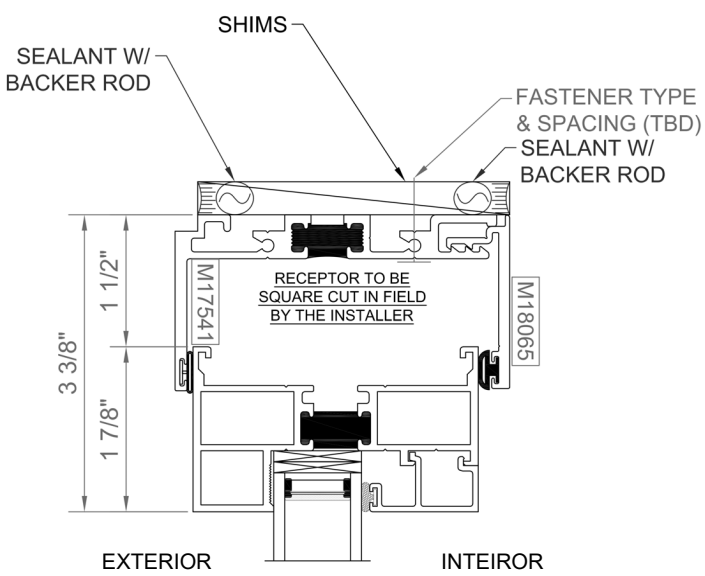


3	WINDOW C
A-601	1/4" = 1'-0"

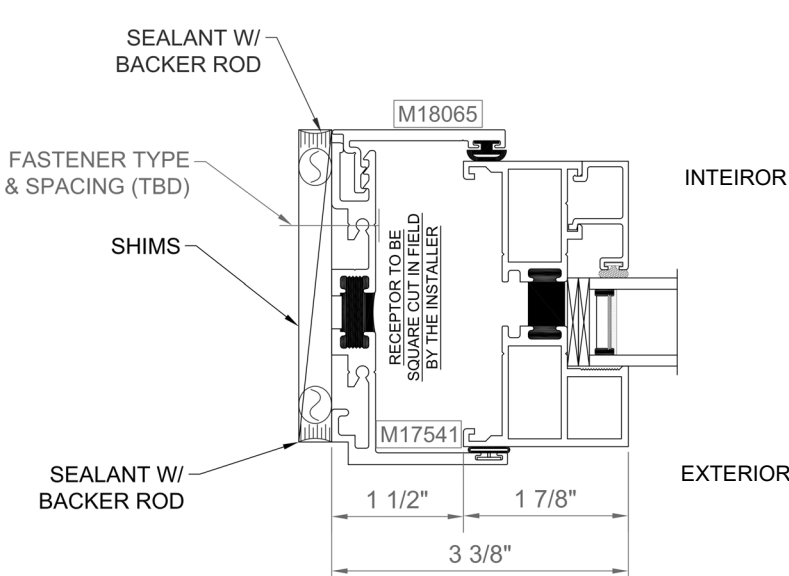
NOTE: GC SHALL FIELD VERIFY ALL DIMENSIONS PRIOR TO ORDERING WINDOWS. LAYOUT OF INDIVIDUAL WINDOWS IN EACH OPENING IS SCHEMATIC. VERIFY DIMENSIONS & ACTUAL WINDOW SIZES W/ WINDOW PROVIDER. GC SHALL COORDINATE ANY DESIRED CHANGES, BY GC OR MANUFACTURER, IN NUMBER OF WINDOWS PER OPENING WITH DESIGNER AND OWNER PRIOR TO ORDERING, TYP.



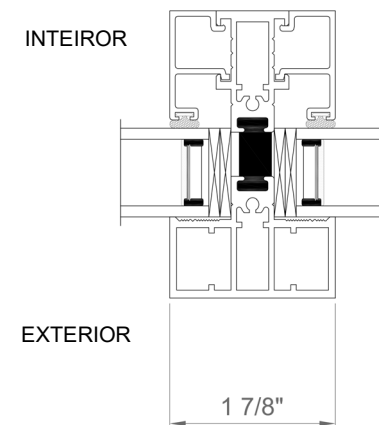
8	WINDOW SILL DETAIL
A-601	6" = 1'-0"



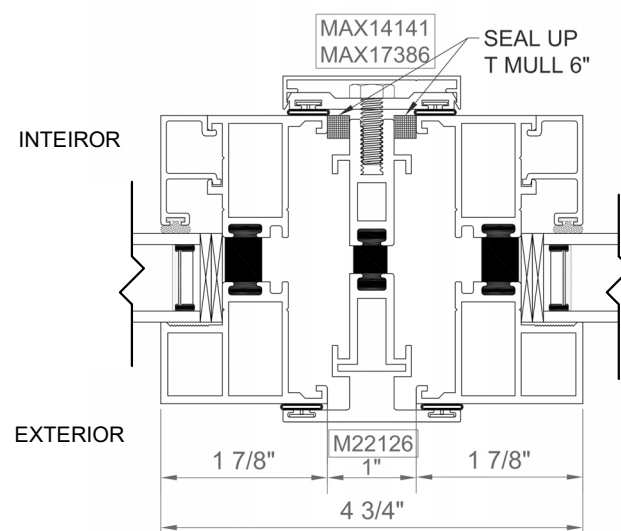
9	WINDOW HEAD DETAIL
A-601	6" = 1'-0"



10	WINDOW JAMB DETAIL
A-601	6" = 1'-0"

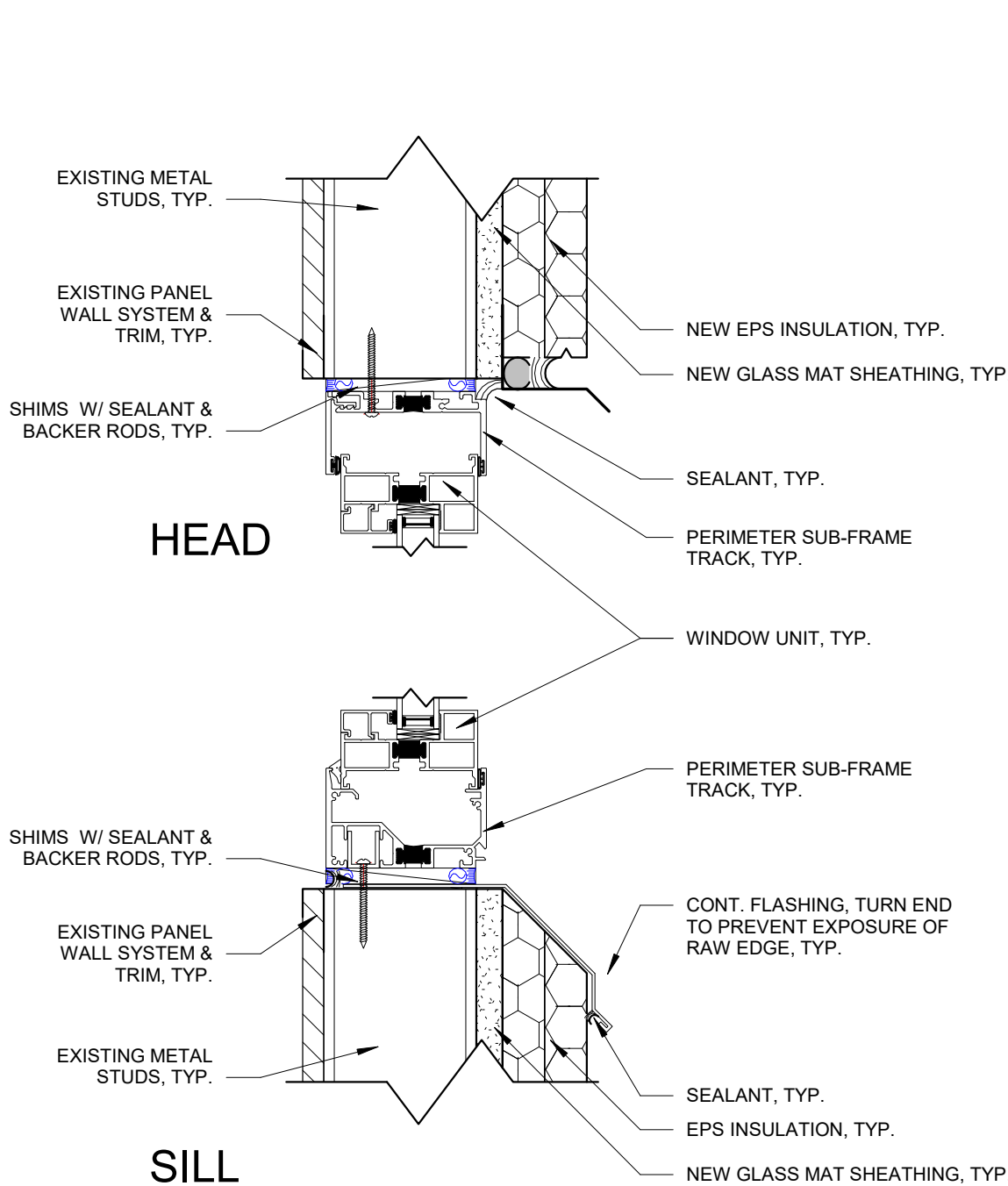


11	WINDOW MULLION DETAIL
A-601	6" = 1'-0"

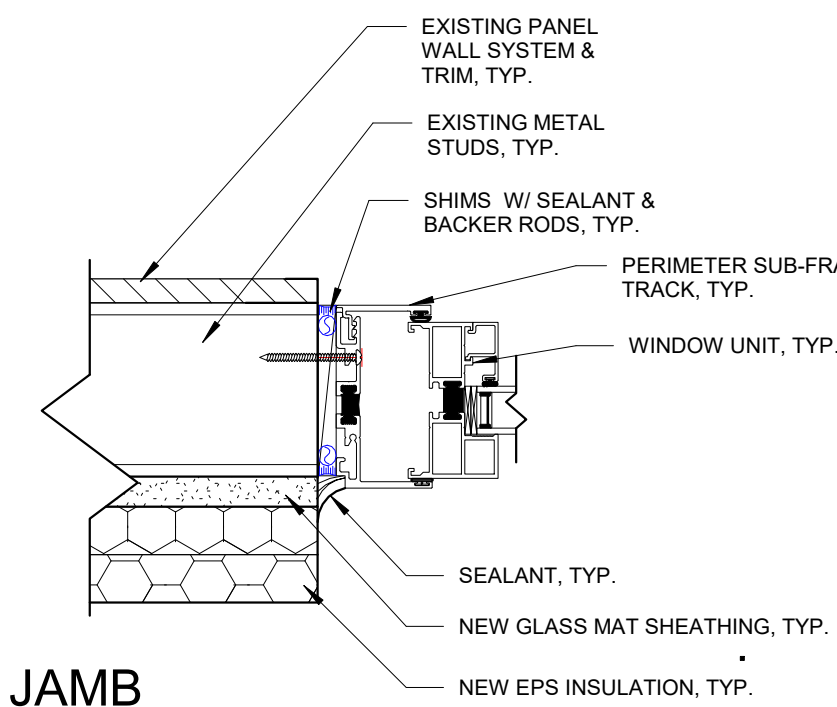


12	WINDOW TO WINDOW MULLION DETAIL
A-601	6" = 1'-0"

- NOTES:
1. DETAILS ARE TYPICAL AND ARE NOT REFERENCED AT EVERY LOCATION ON THE ELEVATION DRAWINGS, TYP.
 2. DETAILS ARE FROM BASIS OF DESIGN PRODUCT. PROJECT IS NOT LIMITED TO BASIS OF DESIGN PRODUCT. SEE SPECIFICATIONS FOR PRE-APPROVED ALTERNATES AND/OR SUBMITTAL METHOD FOR ALTERNATE PRODUCT. GC SHALL SUBMIT ALTERNATE PRODUCT INSTALLATION DETAILS AND CONSTRUCTION DRAWINGS ALONG WITH SUBMITTAL, TYP.

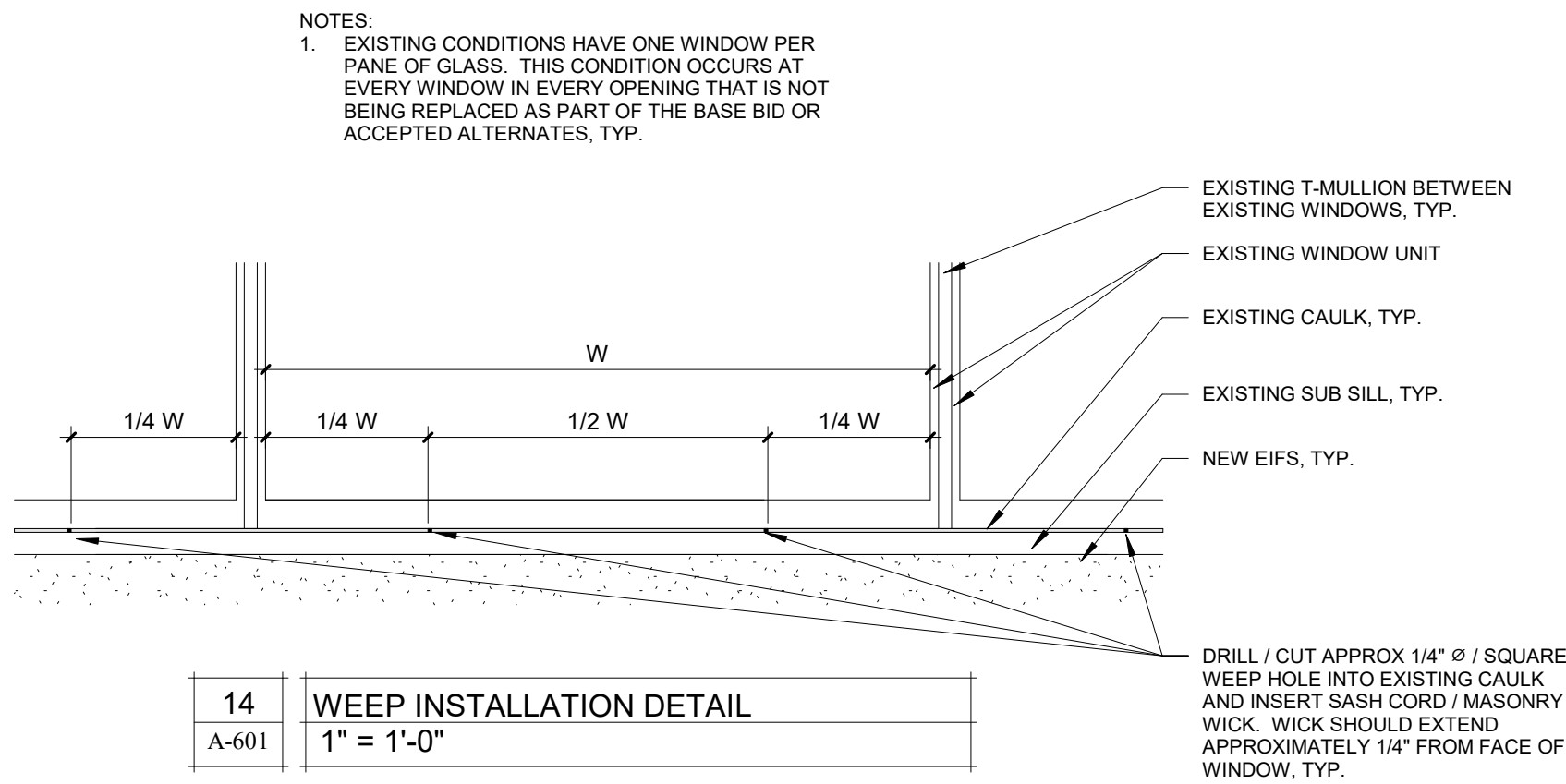


13	WINDOW TRIM DETAIL
A-601	3" = 1'-0"




JAMB

- NOTES:
1. COMPLY W/ WINDOW MANUFACTURER INSTALLATION INSTRUCTIONS
 2. COMPLY WITH EIFS MANUFACTURER INSTALLATION INSTRUCTIONS, TYP.



14	WEEP INSTALLATION DETAIL
A-601	1" = 1'-0"

STATE OF MISSOURI
MICHAEL L. PARSON,
GOVERNOR



Robert D. Rollings 2005001208, Certificate of Authority # A-2006003870



1806 West Broadway Boulevard
Sedalia, MO 65301
660.829.9751

OFFICE OF
ADMINISTRATION
DIVISION OF
FACILITIES
MANAGEMENT DESIGN
AND CONSTRUCTION

REPAIR BUILDING
EXTERIOR, HOWERTON
STATE OFFICE BLDG.

615 HOWERTON CT.
JEFFERSON CITY, MO
65109

PROJECT # 02015-01
SITE # 1025

FACILITY # 3101025001

REVISION: _____
DATE: _____
REVISION: _____
DATE: _____
REVISION: _____
DATE: _____

ISSUE DATE: 04/15/2022

BID DOCUMENTS

CAD DWG FILE: A-SH-11
DRAWN BY: AMK
CHECKED BY: RDR
DESIGNED BY: AMK

SHEET TITLE:

WINDOW SCHEDULE
/ DETAILS

SHEET NUMBER:

A-601

SHEET11 OF 11
04/15/2022