

PROJECT MANUAL

Construct Unheated Storage Building

Jefferson Barracks

St. Louis, MO

Designed By: Missouri National Guard
Facilities Design and Projects
6819 North Boundary Road
Jefferson City, MO. 65101

Date Issued: June 21, 2023

Project No.: T2312-01

STATE *of* MISSOURI


OFFICE *of* ADMINISTRATION
Facilities Management, Design & Construction

SECTION 00 01 07 - PROFESSIONAL SEALS AND CERTIFICATIONS

PROJECT NUMBER: T2312-01

THE FOLLOWING DESIGN PROFESSIONALS HAVE SIGNED AND SEALED THE ORIGINAL PLANS AND SPECIFICATIONS FOR THIS PROJECT, WHICH ARE ON FILE WITH THE DIVISION OF FACILITIES MANAGEMENT, DESIGN AND CONSTRUCTION:

SEAL



Digitally signed by
LESKO.KEITH.AUGUST.145607154
2
Date: 2023.06.21 10:10:06 -05'00'

Date: 06/21/2023
Keith Lesko, Architect
MO # A-6176

ARCHITECT OF RECORD


Missouri National Guard – Facilities Office
6819 North Boundary Road
Jefferson City, MO. 65101
Phone: 573-638-9500 Ext. 37967

Sections:
081113, 087111, 102213

ENGINEER OF RECORD

Missouri National Guard – Facilities Office
6819 North Boundary Road
Jefferson City, MO. 65101
Phone: 573-638-9500 Ext. 37967

Sections:
033000, 133419



Digitally signed by
STROTHER.MITCHELL.LEE.1
514279698
Date: 2023.06.21 10:44:09
-05'00'

Date: 06/21/2023
Mitchell L. Strother
MO #E-024556

ENGINEER OF RECORD

Missouri National Guard – Facilities Office
6819 North Boundary Road
Jefferson City, MO. 65101
Phone: 573-875-1300

Sections:

260519, 260526, 260529, 260533, 262416, 262726, 265119, 265619



6-21-23

Date: 06/21/2023
Freddie L. Malicoat
MO #E-16897

TABLE OF CONTENTS

SECTION	TITLE	NUMBER OF PAGES
DIVISION 00 – PROCUREMENT AND CONTRACTING INFORMATION		
000000 INTRODUCTORY INFORMATION		
000101	Project Manual Cover	1
000107	Professional Seals and Certifications	2
000110	Table of Contents	2
000115	List of Drawings	1
001116	INVITATION FOR BID (IFB) plus Missouri Buys instructions and special notice	3
002113	INSTRUCTIONS TO BIDDERS (Includes MBE/WBE/SDVE Information)	8
003144	MBE/WBE/SDVE Directory	1
The following documents may be found on MissouriBUYS at https://missouribuys.mo.gov/		
004000 PROCUREMENT FORMS & SUPPLEMENTS		
004113	Bid Form	*
004336	Proposed Subcontractors Form	*
004337	MBE/WBE/SDVE Compliance Evaluation Form	*
004338	MBE/WBE/SDVE Eligibility Determination Form for Joint Ventures	*
004339	MBE/WBE/SDVE Good Faith Effort (GFE) Determination Forms	*
004340	SDVE Business Form	*
004541	Affidavit of Work Authorization	*
004545	Anti-Discrimination Against Israel Act Certification Form	*
005000 CONTRACTING FORMS AND SUPPLEMENTS		
005213	Construction Contract	4
005414	Affidavit for Affirmative Action	1
006000 PROJECT FORMS		
006113	Performance and Payment Bond	2
006325	Product Substitution Request	2
006519.16	Final Receipt of Payment and Release Form	1
006519.18	MBE/WBE/SDVE Progress Report	2
006519.21	Affidavit of Compliance with Prevailing Wage Law	1
007000 CONDITIONS OF THE CONTRACT		
007213	General Conditions	20
007300	Supplementary Conditions	2
007333	Supplementary General Conditions for Federally Funded Assisted Construction Projects	21
007346	Wage Rate (State and Davis-Bacon Act Wage Determination)	13
DIVISION 1 - GENERAL REQUIREMENTS		
011000	Summary of Work	2
012100	Allowances	2
012600	Contract Modification Procedures	2
013100	Coordination	4
013115	Project Management Communications	4
013200	Schedules	4
013300	Submittals	5
013513.28	Site Security and Health Requirements	6
015000	Construction Facilities and Temporary Controls	8
017400	Cleaning	3

TECHNICAL SPECIFICATIONS INDEX:

DIVISION 2 – CONCRETE

033000 Cast-In-Place Concrete 2

DIVISION 08 – OPENINGS

081113 Hollow Metal Doors 6

087111 Door Hardware 7

DIVISION 10 – SPECIALITIES

102213 Wire Mesh Partitions 8

DIVISION 13-SPECIAL CONSTRUCTION

133419 Metal Building Systems 17

DIVISION 26 – ELECTRICAL

260519 Low-Voltage Electrical Power Conductors and Cables 4

260526 Grounding and Bonding for Electrical Systems 3

260529 Hangers and Supports for Electrical Systems 3

260533 Raceways and Boxes for Electrical System 4

262416 Panelboards 6

262726 Wiring Devices 5

265119 LED Interior Lighting 3

265619 LED Exterior Lighting 7

END OF SECTION 000110

SECTION 000115 – LIST OF DRAWINGS

PART 1 - GENERAL

1.1 RELATED DOCUMENTS

- A. Drawings and general provisions of the Contract including General and Supplementary Conditions, Bid Form, and other Division 1 Specification Sections apply to this Section.

1.2 SUMMARY

- A. This Section provides a comprehensive list of the drawings that comprise the Bid Documents for this project.

PART 2 - PRODUCTS (NOT APPLICABLE)

PART 3 - EXECUTION

3.1 LIST OF DRAWINGS

- A. The following list of drawings is a part of the Bid Documents:

	<u>TITLE</u>	<u>SHEET #</u>	<u>DATE</u>
1.	Cover Sheet	G001	06/21/23
2.	Site Plan & Details	C101	06/21/23
3.	Foundation Plan	S-101	06/21/23
4.	Foundation, Joint & Bollard Details	S-501	06/21/23
5.	Floor Plan, Enlarged Floor Plan	A100	06/21/23
6.	Cross Section, North Elevation, West Elevation	A300	06/21/23
7.	Power and Lighting Plan	E1	06/21/23

END OF SECTION 000115

SECTION 001116 - INVITATION FOR BID

1.0 OWNER:

- A. The State of Missouri
Office of Administration,
Division of Facilities Management, Design and Construction
Jefferson City, Missouri

2.0 PROJECT TITLE AND NUMBER:

- A. Construct Unheated Storage Building
Jefferson Barracks
St. Louis, MO
Project No.: T2312-01

3.0 BIDS WILL BE RECEIVED:

- A. Until: 1:30 PM, Tuesday, August 1, 2023
- B. **Only electronic bids on MissouriBUYS shall be accepted: <https://missouribuys.mo.gov>. Bidder must be registered to bid.**

4.0 DESCRIPTION:

- A. Scope: The project consists of constructing a new 7814 sq. ft. unheated storage facility at Jefferson Barracks Training Site in St. Louis, MO.
- B. MBE/WBE/SDVE Goals: MBE 10%, WBE 10%, and SDVE 3%. **NOTE: Only MBE/WBE firms certified by the State of Missouri Office of Equal Opportunity as of the date of bid opening, or SDVE(s) meeting the requirements of Section 34.074, RSMo and 1 CSR 30-5.010, can be used to satisfy the MBE/WBE/SDVE participation goals for this project.**
- C. ****NOTE:** Bidders are provided new Good Faith Effort (GFE) forms on MissouriBUYS.
- D. In addition to the State of Missouri MBE/WBE/SDVE participation goals set forth herein and in the bid documents for this project, the contractor on a federally funded/assisted construction project is subject to federal Executive Order 11246. The Bidder's attention is drawn to the Notice of Requirement for Affirmative Action To Ensure Equal Employment Opportunity (Executive Order 11246, 41 C.F.R. 60-4.2) in Section 007333, SUPPLEMENTARY GENERAL CONDITIONS FOR FEDERALLY FUNDED/ASSISTED CONSTRUCTION PROJECTS, which is incorporated by reference.

5.0 PRE-BID MEETING:

- A. Place/Time: 10 AM, Thursday, July, 20, 2023, at 24 Davis Street, St. Louis, MO 63125.
- B. Access to State of Missouri property requires presentation of a photo ID by all persons

6.0 HOW TO GET PLANS & SPECIFICATIONS:

- A. View Only Electronic bid sets are available at no cost or paper bid sets for a deposit of \$100.00 from American Document Solutions (ADS). MAKE CHECKS PAYABLE TO: American Document Solutions. Mail to: American Document Solutions, 1400 Forum Blvd., Suite 7A, Columbia, Missouri 65203. Phone 573-446-7768, Fax 573-355-5433, <https://www.adsplanroom.net>. NOTE: Prime contractors will be allowed a maximum of two bid sets at the deposit rate shown above. Other requesters will be allowed only one bid set at this rate. Additional bid sets or parts thereof may be obtained by any bidder at the cost of printing and shipping by request to American Document Solutions at the address shown above. **Bidder must secure at least one bid set to become a planholder.**
- B. **Refunds: Return plans and specifications in unmarked condition within 15 working days of bid opening to American Document Solutions, 1400 Forum Blvd., Suite 7A, Columbia, Missouri 65203. Phone 573-446-7768, Fax 573-355-5433. Deposits for plans not returned within 15 working days shall be forfeited.**
- C. Information for upcoming bids, including downloadable plans, specifications, Invitation for Bid, bid tabulation, award, addenda, and access to the ADS planholders list, is available on the Division of Facilities Management, Design and Construction's web site: <https://oa.mo.gov/facilities/bid-opportunities/bid-listing-electronic-plans>.

7.0 POINT OF CONTACT:

- A. Designer: Missouri National Guard, Keith Lesko, 573-638-9500 Ext.37967, email: keith.a.lesko.nfg@army.mil
- B. Project Manager: Missouri National Guard, Jeremy Newton, 573-308-6894, email: jeremy.l.newton.nfg@army.mil

8.0 GENERAL INFORMATION:

- A. The State reserves the right to reject any and all bids and to waive all informalities in bids. No bid may be withdrawn for a period of 20 working days subsequent to the specified bid opening time. The contractor shall pay not less than the prevailing hourly rate of wages for work of a similar character in the locality in which the work is performed, as determined by the Missouri Department of Labor and Industrial Relations and as set out in the detailed plans and specifications.
- B. Bid results will be available at <https://oa.mo.gov/facilities/bid-opportunities/bid-listing-electronic-plans> after it is verified that at least one bid is awardable and affordable.
- C. This is a federally funded/assisted construction project that requires compliance by the awarded contractor with applicable federal laws and regulations. The Bidder should review Section 007333, SUPPLEMENTARY GENERAL CONDITIONS FOR FEDERALLY

FUNDED/ASSISTED CONSTRUCTION PROJECTS, which is made part of this solicitation and will be made part of the resulting contract by reference.

- D. The State of Missouri, OA-FMDC, hereby notifies all bidders that it will affirmatively ensure that in any contract entered into pursuant to this advertisement, businesses owned and controlled by socially and economically disadvantaged individuals will be afforded full opportunity to submit bids in response to this invitation and will not be discriminated against on the grounds of race, color, religion, creed, sex, age, ancestry or national origin in consideration for an award.

Very Important MissouriBUYS Instructions to Help Submit a Bid Correctly

- A. The bidder shall submit his or her bid and all supporting documentation on MissouriBUYS eProcurement System. No hard copy bids shall be accepted. Go to <https://missouribuys.mo.gov> and register. The bidder must register and complete a profile fully with all required documents submitted prior to submitting a bid.
- B. Once registered, log in.
1. Under "Solicitation" select "View Current Solicitations."
 2. Under "Filter by Agency" select "OA-FMDC-Contracts Chapter 8", then click "Filter Solicitation" button.
 3. Select "Active Solicitations" tab.
 4. To see the Solicitation Summary, click on the Project Number and the summary will open. Click each heading to open detailed information.
- C. Here are simplified instructions for uploading the bid to MissouriBUYS:
1. Find the solicitation by completing Steps 1 through 4 above.
 2. Select the three dots under "Actions." Select "Add New Response."
 3. When the Quote box opens, give the response a title and select "OK."
 4. The detailed solicitation will open. Select "Check All" for the Original Solicitation Documents, open each document, and select "Accept." If this step is not completed, a bid cannot be uploaded. Scroll to the bottom of the page and select "Add Attachments." If you do not see this command, not all documents have been opened and accepted.
 5. The Supplier Attachments box will open. Select "Add Attachment" again.
 6. The Upload Documents box will open. Read the instructions for uploading. Disregard the "Confidential" check box.
 7. Browse and attach up to 5 files at a time. Scroll to bottom of box and select "Upload." The Supplier Attachments box will open. Repeat Steps 5 through 7 if more than 5 files are to be uploaded.
 8. When the Supplier Attachments box opens again and uploading is complete, select "Done." A message should appear that the upload is successful. If it does not, go to the Bidder Response tab and select "Submit."
 9. The detailed solicitation will open. At the bottom select "Close."
- D. Any time a bidder wants to modify the bid, he or she will have to submit a new one. FMDC will open the last response the bidder submits. The bidder may revise and submit the bid up to the close of the solicitation (bid date and time). Be sure to allow for uploading time so that the bid is successfully uploaded prior to the 1:30 PM deadline; we can only accept the bid if it is uploaded before the deadline.
- E. If you want to verify that you are uploading documents correctly, please contact Paul Girouard: 573-751-4797, paul.girouard@oa.mo.gov ; April Howser: 573-751-0053, April.Howser@oa.mo.gov ; or Mandy Roberson: 573-522-0074, Mandy.Roberson@oa.mo.gov.
- F. If you are experiencing login issues, please contact Web Procure Support (Proactis) at 866-889-8533 anytime from 7:00 AM to 7:00 PM Central Time, Monday through Friday. If you try using a userid or password several times that is incorrect, the system will lock you out. Web Procure Support is the only option to unlock you! If you forget your userid or password, Web Procure Support will provide a temporary userid or password. Also, if it has been a while since your last successful login and you receive an "inactive" message, contact Web Procure (Proactis). If you are having a registration issue, you may contact Cathy Holliday at 573-751-3491 or by email: cathy.holliday@oa.mo.gov.

IMPORTANT REMINDER REGARDING REQUIREMENT FOR OEO CERTIFICATION

A. SECTION 002113 – INSTRUCTIONS TO
BIDDERS: Article 15.0, Section D1:

As of July 1, 2020, all MBE, WBE, and MBE/WBE contractors, subcontractors, and suppliers must be certified by the State of Missouri, Office of Equal Opportunity. No certifications from other Missouri certifying agencies will be accepted.

SECTION 002113 – INSTRUCTIONS TO BIDDERS

1.0 - SPECIAL NOTICE TO BIDDERS

- A. If awarded a contract, the Bidder's employees, and the employees of all subcontractors, who perform the work on the project must adhere to requirements in Section 013513 – Site Security and Health Requirements as applicable per Agency.
- B. The Bidder's prices shall include all city, state, and federal sales, excise, and similar taxes that may lawfully be assessed in connection with the performance of work, and the purchased of materials to be incorporated in the work. THIS PROJECT IS NOT TAX EXEMPT.

2.0 - BID DOCUMENTS

- A. The number of sets obtainable by any one (1) party may be limited in accordance with available supply.
- B. For the convenience of contractors, sub-contractors and suppliers, copies of construction documents are on file at the office of the Director, Division of Facilities Management, Design and Construction and on the Division's web site - <https://oa.mo.gov/facilities/bid-opportunities/bid-listing-electronic-plans>.

3.0 - BIDDERS' OBLIGATIONS

- A. Bidders must carefully examine the entire site of the work and shall make all reasonable and necessary investigations to inform themselves thoroughly as to the facilities available as well as to all the difficulties involved in the completion of all work in accordance with the specifications and the plans. Bidders are also required to examine all maps, plans and data mentioned in the specifications. No plea of ignorance concerning observable existing conditions or difficulties that may be encountered in the execution of the work under this contract will be accepted as an excuse for any failure or omission on the part of the contractor to fulfill in every detail all of the requirements of the contract, nor accepted as a basis for any claims for extra compensation.
- B. Under no circumstances will contractors give their plans and specifications to another contractor. Any bid received from a contractor whose name does not appear on the list of plan holders may be subject to rejection.

4.0 - INTERPRETATIONS

- A. No bidder shall be entitled to rely on oral interpretations as to the meaning of the plans and specifications or the acceptability of alternate products, materials, form or type of construction. Every request for interpretation shall be made in writing and submitted with all supporting documents not less than five (5) working days before opening of bids. Every interpretation made to a bidder will be in the form of an addendum and will be sent as promptly as is practicable to all persons to whom plans and specifications have been issued. All such addenda shall become part of the contract documents.
- B. Approval for an "acceptable substitution" issued in the form of an addendum as per Paragraph 4A above, and as per Article 3.1 of the General Conditions; ACCEPTABLE SUBSTITUTIONS shall constitute approval for use in the project of the product.
- C. An "acceptable substitution" requested after the award of bid shall be approved if proven to the satisfaction of the Owner and the Designer as per Article 3.1, that the product is acceptable in design, strength, durability, usefulness, and convenience for the purpose intended. Approval of the substitution after award is at the sole discretion of the Owner.
- D. A request for "Acceptable Substitutions" shall be made on the Section 006325 Substitution Request Form. The request shall be sent directly to the project Designer. A copy of said request should also be mailed to the Owner, Division of Facilities Management, Design and Construction, Post Office Box 809, Jefferson City, Missouri 65102.

5.0 - BIDS AND BIDDING PROCEDURE

- A. Bidders shall submit all submission forms and accompanying documents listed in SECTION 004113 – BID FORM, Article 5.0, ATTACHMENTS TO BID by the stated time or their bid will be rejected for being non-responsive.

Depending on the specific project requirements, **the following is a GENERIC list** of all possible bid forms that may be due with bid submittals and times when they may be due. Please check for specific project requirements on the proposal form (Section 004113). ***Not all of the following bid forms may be required to be submitted.***

Bid Submittal – due before stated date and time of bid opening (see IFB):

004113	Bid Form (all pages are always required)
004322	Unit Prices Form
004336	Proposed Subcontractors Form
004337	MBE/WBE/SDVE Compliance Evaluation Form
004338	MBE/WBE/SDVE Eligibility Determination for Joint Ventures
004339	MBE/WBE/SDVE GFE Determination
004340	SDVE Business Form
004541	Affidavit of Work Authorization
004545	Anti-Discrimination Against Israel Act Certification form

- B. All bids shall be submitted without additional terms and conditions, modification or reservation on the bid forms with each space properly filled. Bids not on these forms will be rejected.
- C. All bids shall be accompanied by a bid bond executed by the bidder and a duly authorized surety company, certified check, cashier's check or bank draft made payable to the Division of Facilities Management, Design and Construction, State of Missouri, in the amount indicated on the bid form, Section 004113. Failure of the contractor to submit the full amount required shall be sufficient cause to reject his bid. The bidder agrees that the proceeds of the check, draft or bond shall become the property of the State of Missouri, if for any reason the bidder withdraws his bid after closing, or if on notification of award refuses or is unable to execute tendered contract, provide an acceptable performance and payment bond, provide evidence of required insurance coverage and/or provide required copies of affirmative action plans within ten (10) working days after such tender.
- D. The check or draft submitted by the successful bidder will be returned after the receipt of an acceptable performance and payment bond and execution of the formal contract. Checks or drafts of all other bidders will be returned within a reasonable time after it is determined that the bid represented by same will receive no further consideration by the State of Missouri. Bid bonds will only be returned upon request.

6.0 - SIGNING OF BIDS

- A. A bid from an individual shall be signed as noted on the Bid Form.
- B. A bid from a partnership or joint venture shall require only one signature of a partner, an officer of the joint venture authorized to bind the venture or an attorney-in-fact. If the bid is signed by an officer of a joint venture or an attorney-in-fact, a document evidencing the individual's authority to execute contracts should be included with the bid form.
- C. A bid from a limited liability company (LLC) shall be signed by a manager or a managing member of the LLC.
- D. A bid from a corporation shall have the correct corporate name thereon and the signature of an authorized officer of the corporation manually written. Title of office held by the person signing for the corporation shall appear, along with typed name of said individual. Corporate license number shall be provided and, if a corporation organized in a state other than Missouri, a Certificate of Authority to do business in the State of Missouri shall be attached. In addition, for corporate proposals, the President or Vice-President should sign as the bidder. If the signator is other than the corporate president or vice president, the bidder must provide satisfactory evidence that the signator has the legal authority to bind the corporation.

- E. A bid should contain the full and correct legal name of the Bidder. If the Bidder is an entity registered with the Missouri Secretary of State, the Bidder's name on the bid form should appear as shown in the Secretary of State's records.
- F. The Bidder should include its corporate license number on the Bid Form and, if the corporation is organized in a state other than Missouri, a Certificate of Authority to do business in the State of Missouri shall be attached to the bid form.

7.0 - RECEIVING BID SUBMITTALS

- A. It is the bidder's sole responsibility to assure receipt by Owner of bid submittals by the date and time specified in the Invitation for Bid. Bids received after the date and time specified shall not be considered by the Owner.
- B. Bids must be submitted through the MissouriBUYS statewide eProcurement system (<https://www.missouribuys.mo.gov/>) in accordance with the instructions for that system. The Owner shall only accept bids submitted through MissouriBUYS. Bids received by the Owner through any other means, including hard copies, shall not be considered and will be discarded by the Owner unopened.
- C. To respond to an Invitation for Bid, the Bidder must first register with MissouriBUYS by going through the MissouriBUYS Home Page (<https://www.missouribuys.mo.gov/>), clicking the "Register" button at the top of the page, and completing the Vendor Registration. Once registered, the Bidder accesses its account by clicking the "Login" button at the top of the MissouriBUYS Home Page. Enter your USERID and PASSWORD, which the Bidder will select. Under Solicitations, select "View Current Solicitations." A new screen will open. Under "Filter by Agency" select "OA-FMDC-Contracts Chapter 8." Under "Filter by Opp. No." type in the State Project Number. Select "Submit." Above the dark blue bar, select "Other Active Opportunities." To see the Solicitation Summary, single click the Opp. No. (Project Number) and the summary will open. Single quick click each blue bar to open detailed information. The Bidder must read and accept the Original Solicitation Documents and complete all identified requirements. The Bidder should download and save all of the Original Solicitation Documents on its computer so that the Bidder can prepare its response to these documents. The Bidder should upload its completed response to the downloaded documents as an attachment to the electronic solicitation response.
- D. Step-by-step instructions for how a registered vendor responds to a solicitation electronically are provided in Section 001116 – Invitation For Bid.
- E. The Bidder shall submit its bid on the forms provided by the Owner on MissouriBUYS with each space fully and properly completed, including all amounts required for alternate bids, unit prices, cost accounting data, etc. The Owner may reject bids that are not on the Owner's forms or that do not contain all requested information.
- F. No Contractor shall stipulate in his bid any conditions not contained in the specifications or standard bid form contained in the contract documents. To do so may subject the Contractor's bid to rejection.
- G. The completed forms shall be without interlineations, alterations or erasures.

8.0 - MODIFICATION AND WITHDRAWAL OF BIDS

- A. Bidder may withdraw his bid at any time prior to scheduled closing time for receipt of bids, but no bidder may withdraw his bid for a period of twenty (20) working days after the scheduled closing time for receipt of bids.
- B. The Bidder shall modify his or her original bid by submitting a revised bid on MissouriBUYS.

9.0 - AWARD OF CONTRACT

- A. The Owner reserves the right to reject any and/or all bids and further to waive all informalities in bidding when deemed in the best interest of the State of Missouri.
- B. The Owner reserves the right to let other contracts in connection with the work, including but not by way of limitation, contracts for the furnishing and installation of furniture, equipment, machines, appliances and other apparatus.

- C. The Owner shall award a contract to the lowest, responsive, responsible Bidder in accordance with Section 8.250, RSMo. No contract will be awarded to any Bidder who has had a contract with the Owner terminated within the preceding twelve months for material breach of contract or who has been suspended or debarred by the Owner.
- D. Award of alternates, if any, will be made in numerical order unless all bids received are such that the order of acceptance of alternates does not affect the determination of the lowest, responsive, responsible bidder.
- E. No bid shall be considered binding upon the Owner until the written contract has been properly executed, a satisfactory bond has been furnished, evidence of required insurance coverage, submittal of executed Section 004541, Affidavit of Work Authorization form, documentation evidencing enrollment and participation in a federal work authorization program has been received and an affirmative action plan submitted. Failure to execute and return the contract and associated documents within the prescribed period of time shall be treated, at the option of the Owner, as a breach of bidder's obligation and the Owner shall be under no further obligation to bidder.
- F. If the successful bidder is doing business in the State of Missouri under a fictitious name, he shall furnish to Owner, attached to the Bid Form, a properly certified copy of the certificate of Registration of Fictitious Name from the State of Missouri, and such certificate shall remain on file with the Owner.
- G. Any successful bidder which is a corporation organized in a state other than Missouri shall furnish to the Owner, attached to the Bid Form, a properly certified copy of its current Certificate of Authority to do business in the State of Missouri, such certificate to remain on file with the Owner. No contract will be awarded by the Owner unless such certificate is furnished by the bidder.
- H. Any successful bidder which is a corporation organized in the State of Missouri shall furnish at its own cost to the Owner, if requested, a Certificate of Good Standing issued by the Secretary of State, such certificate to remain on file with the Owner.
- I. Transient employers subject to Sections 285.230 and 285.234, RSMo, (out-of-state employers who temporarily transact any business in the State of Missouri) may be required to file a bond with the Missouri Department of Revenue. No contract will be awarded by the Owner unless the successful bidder certifies that he has complied with all applicable provisions of Section 285.230-234.
- J. Sections 285.525 and 285.530, RSMo, require business entities to enroll and participate in a federal work authorization program in order to be eligible to receive award of any state contract in excess of \$5,000. Bidders should submit with their bid an Affidavit of Work Authorization (Section 004541) along with appropriate documentation evidencing such enrollment and participation. Section-004541, Affidavit of Work Authorization is located on the MissouriBUYS solicitation for this project. Bidders must also submit an E-Verify Memorandum before the Owner may award a contract to the Bidder. Information regarding an E-Verify is located at <https://www.uscis.gov/e-verify/>. The contractor shall be responsible for ensuring that all subcontractors and suppliers associated with this contract enroll in E-Verify.

10.0 - CONTRACT SECURITY

- A. The successful bidder shall furnish a performance/payment bond as set forth in General Conditions Article 6.1 on a condition prior to the State executing the contract and issuing a notice to proceed.

11.0 - LIST OF SUBCONTRACTORS

- A. If required by "Section 004113 – Bid Form," each bidder must submit as part of their bid a list of subcontractors to be used in performing the work (Section 004336). The list must specify the name of the single designated subcontractor, for each category of work listed in "Section 004336 - Proposed Subcontractors Form." If work within a category will be performed by more than one subcontractor, the bidder must provide the name of each subcontractor and specify the exact portion of the work to be done by each. Failure to list the Bidder's firm, or a subcontractor for each category of work identified on the Bid Form or the listing of more than one subcontractor for any category without designating the portion of work to be performed by each shall be cause for rejection of the bid. If the bidder intends to perform any of the designated subcontract work with the use of his own employees, the bidder shall make that fact clear, by listing his own firm for the subject category. **If any category of work is left vacant, the bid shall be rejected.**

12.0 - WORKING DAYS

- A. Contract duration time is stated in working days and will use the following definition in determining the actual calendar date for contract completion:
 - 1. Working days are defined as all calendar days except Saturdays, Sundays and the following State of Missouri observed holidays: New Year's Day, Martin Luther King, Jr. Day, Lincoln Day, Washington's Birthday, Truman Day, Memorial Day, Juneteenth, Independence Day, Labor Day, Columbus Day, Veterans Day, Thanksgiving Day and Christmas Day.

13.0 - AMERICAN AND MISSOURI - MADE PRODUCTS AND FIRMS

- A. By signing the bid form and submitting a bid on this project, the Bidder certifies that it will use American and Missouri products as set forth in Article 1.7 of the General Conditions. Bidders are advised to review those requirements carefully prior to bidding.
- B. A preference shall be given to Missouri firms, corporations or individuals, or firms, corporations or individuals that maintain Missouri offices or places of business, when the quality of performance promised is equal or better and the price quoted is the same or less.
- C. Pursuant to Section 34.076, RSMo, a contractor or Bidder domiciled outside the boundaries of the State of Missouri shall be required, in order to be successful, to submit a bid the same percent less than the lowest bid submitted by a responsible contractor or Bidder domiciled in Missouri as would be required for such a Missouri domiciled contractor or Bidder to succeed over the bidding contractor or Bidder domiciled outside Missouri on a like contract or bid being let in the person's domiciliary state and, further, the contractor or Bidder domiciled outside the boundaries of Missouri shall be required to submit an audited financial statement as would be required of a Missouri domiciled contractor or Bidder on a like contract or bid being let in the domiciliary state of that contractor or Bidder.

14.0 – ANTI-DISCRIMINATION AGAINST ISRAEL ACT CERTIFICATION:

- A. Pursuant to section 34.600, RSMo, if the Bidder meets the section 34.600, RSMo, definition of a “company” and the Bidder has ten or more employees, the Bidder must certify in writing that the Bidder is not currently engaged in a boycott of goods or services from the State of Israel as defined in section 34.600, RSMo, and shall not engage in a boycott of goods or services from the State of Israel, if awarded a contract, for the duration of the contract. The Bidder is requested to complete and submit the applicable portion of Section 004545 - Anti-Discrimination Against Israel Act Certification with their Bid Form. The applicable portion of the exhibit must be submitted prior to execution of a contract by the Owner and issuance of Notice to Proceed. If the exhibit is not submitted, the Owner shall rescind its Intent to Award and move to the next lowest, responsive, responsible bidder.

15.0 - MBE/WBE/SDVE INSTRUCTIONS

- A. Definitions:
 - 1. “**MBE**” means a Minority Business Enterprise.
 - 2. “**MINORITY**” has the same meaning as set forth in 1 C.S.R. 10-17.010.
 - 3. “**MINORITY BUSINESS ENTERPRISE**” has the same meaning as set forth in section 37.020, RSMo.
 - 4. “**WBE**” means a Women’s Business Enterprise.
 - 5. “**WOMEN’S BUSINESS ENTERPRISE**” has the same meaning as set forth in section 37.020, RSMo.
 - 6. “**SDVE**” means a Service-Disabled Veterans Enterprise.
 - 7. “**SERVICE-DISABLED VETERAN**” has the same meaning as set forth in section 34.074, RSMo.
 - 8. “**SERVICE-DISABLED VETERAN ENTERPRISE**” has the same meaning as “Service-Disabled Veteran Business” set forth in section 34.074, RSMo.

B. MBE/WBE/SDVE General Requirements:

1. For all bids greater than \$100,000, the Bidder shall obtain MBE, WBE and SDVE participation in an amount equal to or greater than the percentage goals set forth in the Invitation for Bid and the Bid Form, unless the Bidder is granted a Good Faith Effort waiver by the Director of the Division, as set forth below. If the Bidder does not meet the MBE, WBE and SDVE goals, or make a good faith effort to do so, the Bidder shall be non-responsive, and its bid shall be rejected.
2. The Bidder should submit with its bid all of the information requested in the MBE/WBE/SDVE Compliance Evaluation Form for every MBE, WBE, or SDVE subcontractor or material supplier the Bidder intends to use for the contract work. The Bidder is required to submit all appropriate MBE/WBE/SDVE documentation before the stated time and date set forth in the Invitation for Bid. If the Bidder fails to provide such information by the specified date and time, the Owner shall reject the bid.
3. The Director reserves the right to request additional information from a Bidder to clarify the Bidder's proposed MBE, WBE, and/or SDVE participation. The Bidder shall submit the clarifying information requested by the Owner within two (2) Working Days of receiving the request for clarification.
4. Pursuant to section 34.074, RSMo, a Bidder that is a SDVE doing business as Missouri firm, corporation, or individual, or that maintains a Missouri office or place of business, shall receive a three-point bonus preference in the contract award evaluation process. The bonus preference will be calculated and applied by reducing the bid amount of the eligible SDVE by three percent of the apparent low responsive bidder's bid. Based on this calculation, if the eligible SDVE's evaluation is less than the apparent low responsive bidder's bid, the eligible SDVE's bid becomes the apparent low responsive bid. This reduction is for evaluation purposes only, and will have no impact on the actual amount(s) of the bid or the amount(s) of any contract awarded. In order to be eligible for the SDVE preference, the Bidder must complete and submit with its bid the Missouri Service Disabled Veteran Business Form, and any information required by the form. The form is available on the MissouriBUYS solicitation for this project.

C. Computation of MBE/WBE/SDVE Goal Participation:

1. A Bidder who is a MBE, WBE, or SDVE may count 100% of the contract towards the MBE, WBE or SDVE goal, less any amounts awarded to another MBE, WBE or SDVE. (NOTE: A MBE firm that bids as general contractor must obtain WBE and SDVE participation; a WBE firm that bids as a general contractor must obtain MBE and SDVE participation; and a SDVE firm that bids as general contractor must obtain MBE and WBE participation.) In order for the remaining contract amount to be counted towards the MBE, WBE or SDVE goal, the Bidder must complete the MBE/WBE/SDVE Compliance Evaluation Form (Section 004337) identifying itself as an MBE, WBE or SDVE.
2. The total dollar value of the work granted to a certified MBE, WBE or SDVE by the Bidder shall be counted towards the applicable goal.
3. Expenditures for materials and supplies obtained from a certified MBE, WBE, or SDVE supplier or manufacturer may be counted towards the MBE, WBE and SDVE goals, if the MBE, WBE, or SDVE assumes the actual and contractual responsibility for the provision of the materials and supplies.
4. The total dollar value of the work granted to a second or subsequent tier subcontractor or a supplier may be counted towards a Bidder's MBE, WBE and SDVE goals, if the MBE, WBE, or SDVE properly assumes the actual and contractual responsibility for the work.
5. The total dollar value of work granted to a certified joint venture equal to the percentage of the ownership and control of the MBE, WBE, or SDVE partner in the joint venture may be counted towards the MBE/WBE/SDVE goals.
6. Only expenditures to a MBE, WBE, or SDVE that performs a commercially useful function in the work may be counted towards the MBE, WBE and SDVE goals. A MBE, WBE, or SDVE performs a commercially useful function when it is responsible for executing a distinct element of the work and carrying out its responsibilities by actually performing, managing and supervising the work or providing supplies or manufactured materials.

D. Certification of MBE/WBE/SDVE Subcontractors:

1. In order to be counted towards the goals, an MBE or WBE must be certified by the State of Missouri Office of Equal Opportunity and an SDVE must be certified by the State of Missouri, Office of Administration, Division of Purchasing and Material Management or by the Department of Veterans Affairs.
2. The Bidder may determine the certification status of a proposed MBE or WBE subcontractor or supplier by referring to the Office of Equal Opportunity (OEO)'s online MBE/WBE directory (<https://apps1.mo.gov/MWBCertifiedFirms/>). The Bidder may determine the eligibility of a SDVE subcontractor or supplier by referring to the Division of Purchasing and Materials Management's online SDVE directory (<https://oa.mo.gov/sites/default/files/sdvelisting.pdf>) or the Department of Veterans Affairs' directory (<https://vetbiz.va.gov/basic-search/>).
3. Additional information, clarifications, etc., regarding the listings in the directories may be obtained by calling the Division at (573)751-3339 and asking to speak to the Contract Specialist of record as shown in the Supplementary Conditions (Section 007300).

E. Waiver of MBE/WBE/SDVE Participation:

1. If a Bidder has made a good faith effort to secure the required MBE, WBE and/or SDVE participation and has failed, the Bidder shall submit with its bid the information requested in MBE/WBE/SDVE Good Faith Effort (GFE) Determination form. The GFE forms are located on the MissouriBUYS solicitation for this project. The Director will determine if the Bidder made a good faith effort to meet the applicable goals. If the Director determines that the Bidder did not make a good faith effort, the bid shall be rejected as being nonresponsive to the bid requirements. Bidders who demonstrate that they have made a good faith effort to include MBE, WBE, and/or SDVE participation will be determined to be responsive to the applicable participation goals, regardless of the percent of actual participation obtained, if the bid is otherwise acceptable.
2. In determining whether a Bidder has made a good faith effort to obtain MBE, WBE and/or SDVE participation, the Director may evaluate the factors set forth in 1 CSR 30-5.010(6)(C) and the following:
 - a. The amount of actual participation obtained;
 - b. How and when the Bidder contacted potential MBE, WBE, and SDVE subcontractors and suppliers;
 - c. The documentation provided by the Bidder to support its contacts, including whether the Bidder provided the names, addresses, phone numbers, and dates of contact for MBE/WBE/SDVE firms contacted for specific categories of work;
 - d. If project information, including plans and specifications, were provided to MBE/WBE/SDVE subcontractors;
 - e. Whether the Bidder made any attempts to follow-up with MBE, WBE or SDVE firms prior to bid;
 - f. Amount of bids received from any of the subcontractors and/or suppliers that the Bidder contacted;
 - g. The Bidder's stated reasons for rejecting any bids;
3. If no bidder has obtained any participation in a particular category (MBE/WBE/SDVE) or made a good faith effort to do so, the Director may waive that goal rather than rebid.

F. Contractor MBE/WBE/SDVE Obligations

1. If awarded a contract, the Bidder will be contractually required to subcontract with or obtain materials from the MBE, WBE, and SDVE firms listed in its bid, in amounts equal to or greater than the dollar amount bid, unless the amount is modified in writing by the Owner.
2. If the Contractor fails to meet or maintain the participation requirements contained in the Contractor's bid, the Contractor must satisfactorily explain to the Director why it cannot comply with the requirement and why failing meeting the requirement was beyond the Contractor's control. If the Director finds the Contractor's explanation unsatisfactory, the Director may take any appropriate action including, but not limited to:
 - a. Declaring the Contractor ineligible to participate in any contracts with the Division for up to twelve (12) months (suspension); and/or
 - b. Declaring the Contractor be non-responsive to the Invitation for Bid, or in breach of contract and rejecting the bid or terminating the contract.
3. If the Contractor replaces an MBE, WBE, or SDVE during the course of this contract, the Contractor shall replace it with another MBE, WBE, or SDVE or make a good faith effort to do so. All MBE, WBE and SDVE substitutions must be approved by the Director.
4. The Contractor shall provide the Owner with regular reports on its progress in meeting its MBE/WBE/SDVE obligations. At a minimum, the Contractor shall report the dollar-value of work completed by each MBE, WBE, or SDVE during the preceding month and the cumulative total of work completed by each MBE, WBE or SDVE to date with each monthly application for payment. The Contractor shall also make a final report, which shall include the total dollar-value of work completed by each MBE, WBE, and SDVE during the entire contract.

**STATE OF MISSOURI
DIVISION OF FACILITIES MANAGEMENT,
DESIGN AND CONSTRUCTION
*MBE/WBE/SDVE DIRECTORIES***

The MBE/WBE Directory for goods and services is maintained by the Office of Equal Opportunity (OEO) and is located at the following web address:

<https://apps1.mo.gov/MWBCertifiedFirms/>

The SERVICE DISABLED VETERAN ENTERPRISE (SDVE) Directories may be accessed at the following web addresses:

<https://purch.oa.mo.gov/media/pdf/listing-certified-missouri-service-disabled-veteran-business-enterprises-sdves>

<https://veterans.certify.sba.gov/#search>



State of Missouri Construction Contract

THIS AGREEMENT is made (DATE) by and between:

Contractor Name and Address

hereinafter called the "Contractor,"

and the **State of Missouri**, hereinafter called the "**Owner**", represented by the Office of Administration, Division of Facilities Management, Design and Construction, on behalf of the Department of Missouri National Guard.

WITNESSETH, that the Contractor and the Owner, for the consideration stated herein agree as follows:

ARTICLE 1. STATEMENT OF WORK

The Contractor shall furnish all labor and materials and perform all work required for furnishing and installing all labor, materials, equipment and transportation and everything necessarily inferred from the general nature and tendency of the plans and specifications for the proper execution of the work for:

Project Name: **Construct Unheated Storage Building
Jefferson Barracks
St. Louis, MO**

Project Number: **T2312-01**

in strict accordance with the Contract Documents as enumerated in Article 7, all of which are made a part hereof.

ARTICLE 2. TIME OF COMPLETION

The contract performance time is **120 working days** from the transmittal date of this agreement. The contract completion date is **MONTH, DAY, YEAR**. This time includes ten (10) working days for the Contractor to receive, sign and return the contract form along with required bonding and insurance certificates. Failure of the Contractor to provide correct bonding and insurance within the ten (10) working days shall not be grounds for a time extension. Receipt of proper bonding and insurance is a condition precedent to the formation of the contract and if not timely received, may result in forfeiture of the Contractor's bid security. Work may not commence until the Owner issues a written Notice to Proceed and must commence within seven (7) working days thereafter.

ARTICLE 3. LIQUIDATED DAMAGES

Whenever time is mentioned in this contract, time shall be and is of the essence of this contract. The Owner would suffer a loss should the Contractor fail to have the work embraced in this contract fully completed on or before the time above specified. **THEREFORE**, the parties hereto realize in order to adjust satisfactorily the damages on account of such failure that it might be impossible to compute accurately or estimate the amount of such loss or damages which the Owner would sustain by reason of failure to complete fully said work within the time required by this contract. The Contractor hereby covenants and agrees to pay the Owner, as and for **liquidated damages, the sum of \$1,000** per day for each and every day, Sunday and legal holidays excepted, during which the work remains incomplete and unfinished. Any sum which may be due the Owner for such damages shall be deducted and retained by the Owner from any balance which may be due the Contractor when said work shall have been finished and accepted. But such provisions shall not release the Bond of the Contractor from liability according to its terms. In case of failure to complete, the Owner will be under no obligation to show or prove any actual or specific loss or damage.

ARTICLE 4. CONTRACT SUM

The Owner shall pay the Contractor for the prompt, faithful and efficient performance of the conditions and undertakings of this contract, subject to additions, and deductions as provided herein, in current funds the sum of:

Base Bid: \$

TOTAL CONTRACT AMOUNT: (\$CONTRACT AMOUNT)

ARTICLE 5. PREVAILING WAGE RATE

MISSOURI PREVAILING WAGE LAW (Sections 290.210 to 290.340, RSMo): The Contractor shall pay not less than the specified hourly rate of wages, as set out in the wage order attached to and made part of the specifications for work under this contract, to all workers performing work under the contract, in accordance with sections 290.210 to 290.340, RSMo. The Contractor shall forfeit a penalty to the Owner of one hundred dollars per day (or portion of a day) for each worker that is paid less than the specified rates for any work done under the contract by the Contractor or by any subcontractor, in accordance with section 290.250, RSMo.

DAVIS-BACON ACT: If this Project is financed in whole or in part from Federal funds (as indicated in the Instructions to Bidders or other bid or contract documents for this Project), then this contract shall be subject to all applicable federal labor statutes, rules and regulations, including provisions of the Davis-Bacon Act, 40 U.S.C. §3141 et seq., and the “Federal Labor Standards Provisions,” as further set forth in Section 007333 – Supplementary General Conditions for Federally Funded/Assisted Construction Projects, which is incorporated into the contract by reference. Where the Missouri Prevailing Wage Law and the Davis-Bacon Act require payment of different wages for work performed under this contract, the Contractor and all Subcontractors shall pay the greater of the wages required under either law, on a classification by classification basis.

ARTICLE 6. MINORITY/WOMEN/SERVICE DISABLED VETERAN BUSINESS ENTERPRISE PARTICIPATION

The Contractor has been granted a waiver of the 10% MBE and 10% WBE and 3% SDVE participation goals. The Contractor agrees to secure the MBE/WBE/SDVE participation amounts for this project as follows: (OR)

The Contractor has met the MBE/WBE/SDVE participation goals and agrees to secure the MBE/WBE/SDVE participation amounts for this project as follows:

MBE/WBE/SDVE Firm:	Subcontract Amt:\$	
MBE/WBE/SDVE Firm:	Subcontract Amt:\$	
MBE/WBE/SDVE Firm:	Subcontract Amt:\$	
		Total \$

MBE/WBE/SDVE assignments identified above shall not be changed without a contract change signed by the Owner.

The Director of the Division of Facilities Management, Design and Construction or his Designee shall be the final authority to resolve disputes and disagreements between the Contractor and the MBE/WBE/SDVE firms listed above when such disputes impact the subcontract amounts shown above.

ARTICLE 7. CONTRACT DOCUMENTS

The following documents are hereby incorporated into this contract by reference (all division/section numbers and titles are as utilized in the Project Manual published by the Owner for this Project):

1. Division 0 – Procurement and Contracting Information, including, but not limited to:
 - a. Invitation for Bid (Section 001116)
 - b. Instructions to Bidders (Section 002113)
 - c. Supplementary Instructions to Bidders (if applicable) (Section 002213)
 - d. The following documents as completed and executed by the Contractor and accepted by the Owner, if applicable:

- i. Bid Form (Section 004113)
 - ii. Unit Prices (Section 004322)
 - iii. Proposed Contractors Form (Section 004336)
 - iv. MBE, WBE, SDVE Compliance Evaluation Form(s) (Section 004337)
 - v. MBE, WBE, SDVE Eligibility Determination Form for Joint Ventures (Section 004338)
 - vi. MBE, WBE, SDVE Good Faith Effort (GFE) Determination Form (Section 004339)
 - vii. Missouri Service Disabled Veteran Business Form (Section 004340)
 - viii. Affidavit of Work Authorization (Section 004541)
 - ix. Affidavit for Affirmative Action (Section 005414)
 - e. Performance and Payment Bond, completed and executed by the Contractor and surety (Section 006113)
 - f. General Conditions (Section 007213)
 - g. Supplementary Conditions (Section 007300)
 - h. Supplementary General Conditions for Federally Funded/Assisted Construction Projects (Section 007333)
 - i. Wage Rate(s) (Section 007346)
2. Division 1 – General Requirements
 3. All Drawings identified in the Project Manual
 4. All Technical Specifications included in the Project Manual
 5. Addenda, if applicable

ARTICLE 8 – CERTIFICATION

By signing this contract, the Contractor hereby re-certifies compliance with all legal requirements set forth in Section 6.0, Bidder’s Certifications of the Bid Form.

Further, if the Contractor provides any “personal information” as defined in §105.1500, RSMo concerning an entity exempt from federal income tax under Section 501(c) of the Internal Revenue Code of 1986, as amended, the Contractor understands and agrees that it is voluntarily choosing to enter into a state contract and providing such information for that purpose. The state will treat such personal information in accord with §105.1500, RSMo.

By signature below, the parties hereby execute this contract document.

APPROVED:

 Brian Yansen, Director
 Division of Facilities Management,
 Design and Construction

 Contractor’s Authorized Signature

I, Corporate Secretary, certify that I am Secretary of the corporation named above and that (CONTRACTOR NAME), who signed said contract on behalf of the corporation, was then (TITLE) of said corporation and that said contract was duly signed for and in behalf of the corporation by authority of its governing body, and is within the scope of its corporate powers.

 Corporate Secretary



STATE OF MISSOURI
 OFFICE OF ADMINISTRATION
 DIVISION OF FACILITIES MANAGEMENT, DESIGN AND CONSTRUCTION
AFFIDAVIT FOR AFFIRMATIVE ACTION

PROJECT NUMBER

NAME

First being duly sworn on oath states: that

he/she is the sole proprietor partner officer or manager or managing member of

NAME

a sole proprietorship partnership
 limited liability company (LLC)

or corporation, and as such, said proprietor, partner, or officer is duly authorized to make this affidavit on behalf of said sole proprietorship, partnership, or corporation; that under the contract known as

PROJECT TITLE

Less than 50 persons in the aggregate will be employed and therefore, the applicable Affirmative Action requirements as set forth in Article 1.4 of the General Conditions of the State of Missouri have been met.

PRINT NAME & SIGNATURE

DATE

NOTARY INFORMATION

NOTARY PUBLIC EMBOSSER SEAL

STATE OF

COUNTY (OR CITY OF ST. LOUIS)

USE RUBBER STAMP IN CLEAR AREA BELOW

SUBSCRIBED AND SWORN BEFORE ME, THIS

DAY OF

YEAR

NOTARY PUBLIC SIGNATURE

MY COMMISSION EXPIRES

NOTARY PUBLIC NAME (TYPED OR PRINTED)

SECTION 006113 - PERFORMANCE AND PAYMENT BOND FORM

KNOW ALL MEN BY THESE PRESENTS, THAT we _____

as principal, and _____

_____ as Surety, are held and firmly bound unto the

STATE OF MISSOURI. in the sum of _____ Dollars (\$ _____)

for payment whereof the Principal and Surety bind themselves, their heirs, executors, administrators and successors, jointly and severally, firmly by these presents.

WHEREAS, the Principal has, by means of a written agreement dated the _____

day of _____, 20_____, enter into a contract with the State of Missouri for

(Insert Project Title and Number)

NOW, THEREFORE, if the Principal shall faithfully perform and fulfill all the undertakings, covenants, terms, conditions and agreements of said contract during the original term of said contract and any extensions thereof that may be granted by the State of Missouri, with or without notice to the Surety and during the life of any guaranty required under the contract; and shall also faithfully perform and fulfill all undertakings, covenants, terms, conditions and agreements of any and all duly authorized modifications of said contract that may hereafter be made with or without notice to the Surety; and shall also promptly make payment for materials incorporated, consumed or used in connection with the work set forth in the contract referred to above, and all insurance premiums, both compensation and all other kinds of insurance, on said work, and for all labor performed on such work, whether by subcontractor or otherwise, at not less than the prevailing hourly rate of wages for work of a similar character (exclusive of maintenance work) in the locality in which the work is performed and not less than the prevailing hourly rate of wages for legal holiday and overtime work (exclusive of maintenance work) in the locality in which the work is performed both as determined by the Department of Labor and Industrial Relations or determined by the Court of Appeal, as provided for in said contract and in any and all duly authorized modifications of said contract that may be hereafter made, with or without notice to the Surety, then, this obligation shall be void and of no effect, but it is expressly understood that if the Principal should make default in or should fail to strictly, faithfully and efficiently do, perform and comply with any or more of the covenants, agreements, stipulations, conditions, requirements or undertakings, as specified in or by the terms of said contract, and with the time therein named, then this obligation shall be valid and binding upon each of the parties hereto and this bond shall remain in full force and effect; and the same may be sued on at the instance of any material man, laborer, mechanic, subcontractor, individual, or otherwise to whom such payment is due, in the name of the State of Missouri, to the use of any such person.

AND, IT IS FURTHER specifically provided that any modifications which may hereinafter be made in the terms of the contract or in the work to be done under it or the giving by the Owner of any extension of the time for the performance of the contract or any other forbearance on the part of either the Owner or the Principal to the other, shall not in any way release the Principal and the Surety, or either or any of them, their heirs, executors, administrators and successors, from their liability hereunder, notice to the Surety of any such extension, modifications or forbearance being hereby waived.

IN WITNESS WHEREOF, the above bounden parties have executed the within instrument this _____ day of _____, 20 ____.

AS APPLICABLE:

AN INDIVIDUAL

Name: _____

Signature: _____

A PARTNERSHIP

Name of Partner: _____

Signature of Partner: _____

Name of Partner: _____

Signature of Partner: _____

CORPORATION

Firm Name: _____

Signature of President: _____

SURETY

Surety Name: _____

Attorney-in-Fact: _____

Address of Attorney-in-Fact: _____

Telephone Number of Attorney-in-Fact: _____

Signature Attorney-in-Fact: _____

NOTE: Surety shall attach Power of Attorney



STATE OF MISSOURI
 OFFICE OF ADMINISTRATION
 DIVISION OF FACILITIES MANAGEMENT, DESIGN AND CONSTRUCTION
PRODUCT SUBSTITUTION REQUEST

PROJECT NUMBER

PROJECT TITLE AND LOCATION

CHECK APPROPRIATE BOX

- SUBSTITUTION PRIOR TO BID OPENING**
 (Minimum of (5) working days prior to receipt of Bids as per Article 4 – Instructions to Bidders)
- SUBSTITUTION FOLLOWING AWARD**
 (Maximum of (20) working days from Notice to Proceed as per Article 3 – General Conditions)

FROM: BIDDER/CONTRACTOR (PRINT COMPANY NAME)

TO: ARCHITECT/ENGINEER (PRINT COMPANY NAME)

Bidder/Contractor hereby requests acceptance of the following product or systems as a substitution in accordance with provisions of Division One of the Bidding Documents:

SPECIFIED PRODUCT OR SYSTEM

SPECIFICATION SECTION NO.

SUPPORTING DATA

- Product data for proposed substitution is attached (include description of product, standards, performance, and test data)
- Sample Sample will be sent, if requested

QUALITY COMPARISON

	SPECIFIED PRODUCT	SUBSTITUTION REQUEST
NAME, BRAND		
CATALOG NO.		
MANUFACTURER		
VENDOR		

PREVIOUS INSTALLATIONS

PROJECT	ARCHITECT/ENGINEER	DATE INSTALLED
LOCATION		

SIGNIFICANT VARIATIONS FROM SPECIFIED PRODUCT

REASON FOR SUBSTITUTION

DOES PROPOSED SUBSTITUTION AFFECT OTHER PARTS OF WORK?

YES NO

IF YES, EXPLAIN

SUBSTITUTION REQUIRES DIMENSIONAL REVISION OR REDESIGN OF STRUCTURE OR A/E WORK

YES NO

BIDDER'S/CONTRACTOR'S STATEMENT OF CONFORMANCE OF PROPOSED SUBSTITUTION TO CONTRACT REQUIREMENT:

We have investigated the proposed substitution. We believe that it is equal or superior in all respects to specified product, except as stated above; that it will provide the same Warranty as specified product; that we have included complete implications of the substitution; that we will pay redesign and other costs caused by the substitution which subsequently become apparent; and that we will pay costs to modify other parts of the Work as may be needed, to make all parts of the Work complete and functioning as a result of the substitution.

BIDDER/CONTRACTOR

DATE

REVIEW AND ACTION

Resubmit Substitution Request with the following additional information:

Substitution is accepted.

Substitution is accepted with the following comments:

Substitution is not accepted.

ARCHITECT/ENGINEER

DATE



PROJECT NUMBER

KNOW ALL MEN BY THESE PRESENT THAT: hereinafter called "Subcontractor" who heretofore entered into an agreement with hereinafter called "Contractor", for the performance of work and/or furnishing of material for the construction of the project entitled

(PROJECT TITLE, PROJECT LOCATION, AND PROJECT NUMBER)

at

(ADDRESS OF PROJECT)

for the State of Missouri (Owner) which said subcontract is by this reference incorporated herein, in consideration of such final payment by Contractor.

DOES HEREBY:

1. ACKNOWLEDGE that they have been **PAID IN FULL** all sums due for work and materials contracted or done by their Subcontractors, Material Vendors, Equipment and Fixture Suppliers, Agents and Employees, or otherwise in the performance of the Work called for by the aforesaid Contract and all modifications or extras or additions thereto, for the construction of said project or otherwise.
2. RELEASE and fully, finally, and forever discharge the Owner from any and all suits, actions, claims, and demands for payment for work performed or materials supplied by Subcontractor in accordance with the requirements of the above referenced Contract.
1. REPRESENT that all of their Employees, Subcontractors, Material Vendors, Equipment and Fixture Suppliers, and everyone else has been **paid in full** all sums due them, or any of them, in connection with performance of said Work, or anything done or omitted by them, or any of them in connection with the construction of said improvements, or otherwise.

DATED this day of , 20 .

NAME OF SUBCONTRACTOR

BY (TYPED OR PRINTED NAME)

SIGNATURE

TITLE

ORIGINAL: FILE/Closeout Documents



STATE OF MISSOURI
 OFFICE OF ADMINISTRATION
 DIVISION OF FACILITIES MANAGEMENT,
 DESIGN AND CONSTRUCTION

MBE/WBE/SDVE PROGRESS REPORT

Remit with **ALL** Progress and Final Payments

(Please check appropriate box) CONSULTANT CONSTRUCTION

PAY APP NO.	PROJECT NUMBER
CHECK IF FINAL <input checked="" type="checkbox"/> FINAL	DATE

PROJECT TITLE

PROJECT LOCATION

FIRM

ORIGINAL CONTRACT SUM (Same as Line Item 1. on Form A of Application for Payment) \$	TOTAL CONTRACT SUM TO DATE (Same as Line Item 3. on Form A of Application for Payment) \$
---	--

THE TOTAL MBE/WBE/SDVE PARTICIPATION DOLLAR AMOUNT OF THIS PROJECT AS INDICATED IN THE ORIGINAL CONTRACT: \$

SELECT MBE, WBE, SDVE	ORIGINAL CONTRACT PARTICIPATION AMOUNT	PARTICIPATION AMOUNT PAID-TO-DATE (includes approved contract changes)	CONSULTANT/SUBCONSULTANT OR CONTRACTOR/SUBCONTRACTOR/SUPPLIER COMPANY NAME
<input type="checkbox"/> MBE <input type="checkbox"/> WBE <input type="checkbox"/> SDVE	\$	\$	
<input type="checkbox"/> MBE <input type="checkbox"/> WBE <input type="checkbox"/> SDVE	\$	\$	
<input type="checkbox"/> MBE <input type="checkbox"/> WBE <input type="checkbox"/> SDVE	\$	\$	
<input type="checkbox"/> MBE <input type="checkbox"/> WBE <input type="checkbox"/> SDVE	\$	\$	
<input type="checkbox"/> MBE <input type="checkbox"/> WBE <input type="checkbox"/> SDVE	\$	\$	
<input type="checkbox"/> MBE <input type="checkbox"/> WBE <input type="checkbox"/> SDVE	\$	\$	

INSTRUCTIONS FOR MBE/WBE/SDVE PROGRESS REPORT

CONTRACTOR OR CONSULTANT TO FILL OUT AND REMIT WITH EACH PAY APPLICATION:

The MBE/WBE/SDVE Progress Report for the project is issued with the contract comprising values reported in the consultant's Proposal or on the successful contractor's Section 004337 Compliance Evaluation Forms.

At Initial Pay Application fill in the following:

1. Pay App No. Start with 1.
2. Fill in the Project Number and Date.
3. Enter Project Title, Project Location, and Firm.
4. Fill in the "Original Contract Sum" and "Total Contract Sum To Date" (Reference applicable Line Items on Form A of Application for Payment).
5. Indicate the Total Participation Dollar Amount from the Original Contract.
6. Select MBE, WBE, or SDVE for each Consultant/Subconsultant or Contractor/Subcontractor/Supplier.
7. Enter the "Total Amount of Subcontract", "\$ Amount (Paid-To-Date)", and Company Name.

For all subsequent Pay Applications fill in the following:

1. Pay App No.
2. If Final Pay App, check box.
3. Fill in the Project Number and Date.
4. Enter Project Title, Project Location, and Firm
5. At each Pay App fill in the "Original Contract Sum" and "Total Contract Sum To Date" (reference applicable Line Items on Form A of Application for Payment).
6. Indicate the Total Participation Dollar Amount from the Original Contract.
7. Select MBE, WBE, or SDVE for each Consultant/Subconsultant or Contractor/Subcontractor/Supplier
8. Enter the "Total Amount of Subcontract", "\$ Amount (Paid-To-Date)", and Company Name.



STATE OF MISSOURI
 OFFICE OF ADMINISTRATION
 DIVISION OF FACILITIES MANAGEMENT, DESIGN AND CONSTRUCTION
AFFIDAVIT – COMPLIANCE WITH PREVAILING WAGE LAW

PROJECT NUMBER

Before me, the undersigned Notary Public, in and for the County of _____

State of _____ personally came and appeared _____

(NAME)

_____ of the _____

(POSITION) (NAME OF THE COMPANY)

(a corporation) (a partnership) (a proprietorship) and after being duly sworn did depose and say that all provisions and requirements set out in Chapter 290, Sections 290.210 through and including 290.340, Missouri Revised Statutes, pertaining to the payment of wages to workmen employed on public works project have been fully satisfied and there has been no exception to the full and completed compliance with said provisions and requirements and with Wage Determination No: _____ issued by the Department of Labor and Industrial Relations, State of Missouri on the _____ day of _____ 20 ____ in carrying out the contract and working in connection with _____

(NAME OF PROJECT)

Located at _____ in _____ County

(NAME OF THE INSTITUTION)

Missouri, and completed on the _____ day of _____ 20 ____

SIGNATURE

NOTARY INFORMATION

NOTARY PUBLIC EMBOSSEER OR BLACK INK RUBBER STAMP SEAL	STATE	COUNTY (OR CITY OF ST. LOUIS)
	SUBSCRIBED AND SWORN BEFORE ME, THIS	
	DAY OF	YEAR
	NOTARY PUBLIC SIGNATURE	MY COMMISSION EXPIRES
NOTARY PUBLIC NAME (TYPED OR PRINTED)		USE RUBBER STAMP IN CLEAR AREA BELOW

FILE: Closeout Documents

GENERAL CONDITIONS

INDEX

ARTICLE:

1. General Provisions

- 1.1. Definitions
- 1.2. Drawings and Specifications
- 1.3. Compliance with Laws, Permits, Regulations and Inspections
- 1.4. Nondiscrimination in Employment
- 1.5. Anti-Kickback
- 1.6. Patents and Royalties
- 1.7. Preference for American and Missouri Products and Services
- 1.8. Communications
- 1.9. Separate Contracts and Cooperation
- 1.10. Assignment of Contract
- 1.11. Indemnification
- 1.12. Disputes and Disagreements

2. Owner/Designer Responsibilities

3. Contractor Responsibilities

- 3.1. Acceptable Substitutions
- 3.2. Submittals
- 3.3. As-Built Drawings
- 3.4. Guaranty and Warranties
- 3.5. Operation and Maintenance Manuals
- 3.6. Other Contractor Responsibilities
- 3.7. Subcontracts

4. Changes in the Work

- 4.1. Changes in the Work
- 4.2. Changes in Completion Time

5. Construction and Completion

- 5.1. Construction Commencement
- 5.2. Project Construction
- 5.3. Project Completion
- 5.4. Payments

6. Bond and Insurance

6.1. Bond

6.2. Insurance

7. Termination or Suspension of Contract

7.1. For Site Conditions

7.2. For Cause

7.3. For Convenience

SECTION 007213 - GENERAL CONDITIONS

- A. These General Conditions apply to each section of these specifications. The Contractor is subject to the provisions contained herein.
- B. The General Conditions are intended to define the relationship of the Owner, the Designer and the Contractor thereby establishing certain rules and provisions governing the operation and performance of the work so that the work may be performed in a safe, orderly, expeditious and workmanlike manner.

ARTICLE 1 – GENERAL PROVISIONS

ARTICLE 1.1 - DEFINITIONS

As used in these contract documents, the following terms shall have the meanings and refer to the parties designated in these definitions.

1. **"COMMISSIONER"**: The Commissioner of the Office of Administration.
2. **"CONSTRUCTION DOCUMENTS"**: The "Construction Documents" shall consist of the Project Manual, Drawings and Addenda.
3. **"CONSTRUCTION REPRESENTATIVE:"** Whenever the term "Construction Representative" is used, it shall mean the Owner's Representative at the work site.
4. **"CONTRACTOR"**: Party or parties who have entered into a contract with the Owner to furnish work under these specifications and drawings.
5. **"DESIGNER"**: When the term "Designer" is used herein, it shall refer to the Architect, Engineer, or Consultant of Record specified and defined in Paragraph 2.0 of the Supplemental Conditions, or his duly authorized representative. The Designer may be either a consultant or state employee.
6. **"DIRECTOR"**: Whenever the term "Director" is used, it shall mean the Director of the Division of Facilities Management, Design and Construction or his Designee, representing the Office of Administration, State of Missouri. The Director is the agent of the Owner.
7. **"DIVISION"**: Shall mean the Division of Facilities Management, Design and Construction, State of Missouri.

8. **"INCIDENTAL JOB BURDENS"**: Shall mean those expenses relating to the cost of work, incurred either in the home office or on the job-site, which are necessary in the course of doing business but are incidental to the job. Such costs include office supplies and equipment, postage, courier services, telephone expenses including long distance, water and ice and other similar expenses.
9. **"JOINT VENTURE"**: An association of two (2) or more businesses to carry out a single business enterprise for profit for which purpose they combine their property, capital, efforts, skills and knowledge.
10. **"OWNER"**: Whenever the term "Owner" is used, it shall mean the State of Missouri.
11. **"PROJECT"**: Wherever the term "Project" is used, it shall mean the work required to be completed by the construction contract.
12. **"PROJECT MANUAL"**: The "Project Manual" shall consist of Introductory Information, Invitation for Bid, Instructions to Bidders, Bid Documents, Additional Information, Standard Forms, General Conditions, Supplemental General Conditions, General Requirements and Technical Specifications.
13. **"SUBCONTRACTOR"**: Party or parties who contract under, or for the performance of part or this entire Contract between the Owner and Contractor. The subcontract may or may not be direct with the Contractor.
14. **"WORK"**: Labor, material, supplies, plant and equipment required to perform and complete the service agreed to by the Contractor in a safe, expeditious, orderly and workmanlike manner so that the project shall be complete and finished in the best manner known to each respective trade.
15. **"WORKING DAYS"**: are all calendar days except Saturdays, Sundays and the following holidays: New Year's Day, Martin Luther King, Jr. Day, Lincoln Day, Washington's Birthday (observed), Truman Day, Memorial Day, Juneteenth, Independence Day, Labor Day, Columbus Day, Veterans Day (observed), Thanksgiving Day, Christmas Day.

ARTICLE 1.2 DRAWINGS AND SPECIFICATIONS

- A. In case of discrepancy between drawings and specifications, specifications shall govern. Should discrepancies in architectural drawings, structural drawings and mechanical drawings occur,

architectural drawings shall govern and, in case of conflict between structural and mechanical drawings, structural drawings shall govern.

- B. Specifications are separated into titled divisions for convenience of reference only and to facilitate letting of contracts and subcontracts. The Contractor is responsible for establishing the scope of work for subcontractors, which may cross titled divisions. Neither the Owner nor Designer will establish limits and jurisdiction of subcontracts.
- C. Figured dimensions take precedence over scaled measurements and details over smaller scale general drawings. In the event of conflict between any of the documents contained within the contract, the documents shall take precedence and be controlling in the following sequence: addenda, supplementary general conditions, general conditions, division 1 specifications, technical division specifications, drawings, bid form and instructions to bidders.
- D. Anything shown on drawings and not mentioned in these specifications or vice versa, as well as any incidental work which is obviously necessary to complete the project within the limits established by the drawings and specifications, although not shown on or described therein, shall be performed by the Contractor at no additional cost as a part of his contract.
- E. Upon encountering conditions differing materially from those indicated in the contract documents, the Contractor shall promptly notify the Designer and Construction Representative in writing before such conditions are disturbed. The Designer shall promptly investigate said conditions and report to the Owner, with a recommended course of action. If conditions do materially differ and cause an increase or decrease in contract cost or time required for completion of any portion of the work, a contract change will be initiated as outlined in Article 4 of these General Conditions.
- E. Only work included in the contract documents is authorized, and the Contractor shall do no work other than that described therein or in accordance with appropriately authorized and approved contract changes.

ARTICLE 1.3 - COMPLIANCE WITH LAWS, PERMITS, REGULATIONS AND INSPECTIONS

- A. Since the Owner is the State of Missouri, municipal or political subdivisions, zoning ordinances, construction codes (other than licensing of trades), and other like ordinances are not applicable to construction on Owner's property, and Contractor will not be required to submit drawings and specifications to any municipal or political subdivision, authority, obtain

construction permits or any other licenses (other than licensing of trades) or permits from or submit to inspections by any municipality or political subdivision relating to the construction for this project. All permits or licenses required by municipality or political subdivision for operation on property not belonging to Owner shall be obtained by and paid for by Contractor. Each Contractor shall comply with all applicable laws, ordinances, rules and regulations that pertain to the work of this contract.

- B. Contractors, subcontractors and their employees engaged in the businesses of electrical, mechanical, plumbing, carpentry, sprinkler system work, and other construction related trades shall be licensed to perform such work by the municipal or political subdivision where the project is located, if such licensure is required by local code. Local codes shall dictate the level (master, journeyman, and apprentice) and the number, type and ratio of licensed tradesmen required for this project within the jurisdiction of such municipal or political subdivision.
- C. Equipment and controls manufacturers and their authorized service and installation technicians that do not maintain an office within the jurisdiction of the municipal or political subdivision but are a listed or specified contractor or subcontractor on this project are exempt from Paragraph 1.3 B above.
- D. The Contractor shall post a copy of the wage determination issued for the project and included as a part of the contract documents, in a prominent and easily accessible location at the site of construction for the duration of the project.
- E. Any contractor or subcontractor to such contractor at any tier signing a contract to work on this project shall provide a ten-hour Occupational Safety and Health Administration (OSHA) construction safety program for their on-site employees which includes a course in construction safety and health approved by OSHA or a similar program approved by the Department of Labor and Industrial Relations which is at least as stringent as an approved OSHA program. The contractor shall forfeit as a penalty to the public body on whose behalf the contract is made or awarded, two thousand five hundred dollars plus one hundred dollars for each employee employed by the contractor or subcontractor, for each calendar day, or portion thereof, such employee is employed without the required training.

ARTICLE 1.4 - NONDISCRIMINATION IN EMPLOYMENT

- A. The Contractor and his subcontractors will not discriminate against individuals based on race,

color, religion, national origin, sex, disability, or age, but may use restrictions which relate to bona fide occupational qualifications. Specifically, the Contractor and his subcontractors shall not discriminate:

1. Against recipients of service on the basis of race, color, religion, national origin, sex, disability or age.
2. Against any employee or applicant, for employment on the basis of race, color, religion, national origin, sex or otherwise qualified disability status.
3. Against any applicant for employment or employee on the basis of age, where such applicant or employee is between ages 40 and 70 and where such Contractor employs at least 20 persons.
4. Against any applicant for employment or employee on the basis of that person's status as a disabled or Vietnam-era veteran.

The Contractor and his Subcontractors will take affirmative action to insure applicants for employment and employees are treated equally without regard to race, color, religion, national origin, sex, disability, or age. Such action shall include, but not be limited to, the following: employment, upgrading, demotion and transfer; recruitment or recruitment advertising; and selection for training, including apprenticeship. The Contractor and his Subcontractors will give written notice of their commitments under this clause to any labor union with which they have bargaining or other agreements.

- B. The Contractor and his subcontractors shall develop, implement, maintain and submit in writing to the Owner an affirmative action program if at least fifty (50) persons in the aggregate are employed under this contract. If less than fifty (50) persons in the aggregate are to be employed under this contract, the Contractor shall submit, in lieu of the written affirmative action program, a properly executed Affidavit for Affirmative Action in the form included in the contract specifications. For the purpose of this section, an "affirmative action program" means positive action to influence all employment practices (including, but not limited to, recruiting, hiring, promoting and training) in providing equal employment opportunity regardless of race, color, sex, national origin, religion, age (where the person affected is between age 40 and 70), disabled and Vietnam-era veteran status, and disability. Such "affirmative action program" shall include:

1. A written policy statement committing the total organization to affirmative action and

assigning management responsibilities and procedures for evaluation and dissemination;

2. The identification of a person designated to handle affirmative action;
3. The establishment of non-discriminatory selection standards, objective measures to analyze recruitment, an upward mobility system, a wage and salary structure, and standards applicable to lay-off, recall, discharge, demotion and discipline;
4. The exclusion of discrimination from all collective bargaining agreements; and
5. Performance of an internal audit of the reporting system to monitor execution and to provide for future planning.

In the enforcement of this non-discrimination clause, the Owner may use any reasonable procedures available, including, but not limited to: requests, reports, site visits and inspection of relevant documents of contractors and subcontractors.

- C. In the event of the Contractor's or his subcontractor's noncompliance with any provisions of this Article of the Contract, the Owner may cancel this contract in whole or in part or require the Contractor to terminate his contract with the subcontractor.

ARTICLE 1.5 - ANTI-KICKBACK

No employee of the division, shall have or acquire any pecuniary interest, whether direct or indirect, in this contract or in any part hereof. No officer, employee, designer, attorney, or administrator of or for the Owner who is authorized in such capacity and on behalf of the Owner to exercise any legislative, executive, supervisory or other similar functions in connection with the construction of the project, shall have or acquire any pecuniary interest, whether direct or indirect, in this contract, any material supply contract, subcontract, insurance contract, or any other contract pertaining to the project.

ARTICLE 1.6 - PATENTS AND ROYALTIES

- A. The Contractor shall hold and save the Owner and its officers, agents, servants and employees harmless from liabilities of any nature or kind, including cost and expenses, for, or on account of, any patented or unpatented invention, process, article or appliance manufactured or used in the performance of this contract, including its use by the Owner, unless otherwise specifically stipulated in the contract documents.
- B. If the Contractor uses any design, device or materials covered by letters, patent or copyright,

the Contractor shall provide for such use by suitable agreement with the Owner of such patented or copyrighted design, device or material. It is mutually agreed and understood, without exception, that the contract prices shall include all royalties or costs arising from the use of such design, device or materials, in any way involved in the work. The Contractor and/or his sureties shall indemnify and save harmless the Owner of the project from any and all claims for infringement by reason of the use of such patented or copyrighted design, device or materials or any trademark or copyright in connection with work agreed to be performed under this contract and shall indemnify the Owner for any cost, expense or damage it may be obliged to pay by reason of such infringement at any time during the prosecution of the work or after completion of the work.

ARTICLE 1.7 - PREFERENCE FOR AMERICAN AND MISSOURI PRODUCTS AND SERVICES

- A. By virtue of statutory authority a preference will be given to Missouri labor and to products of mines, forests and quarries of the state of Missouri when they are found in marketable quantities in the state, and all such materials shall be of the best quality and suitable character that can be obtained at reasonable market prices, all as provided for in Section 8.280, Missouri Revised Statutes and Cumulative Supplements.
- B. Furthermore, pursuant to Section 34.076 Missouri Revised Statutes and Cumulative Supplements, a preference shall be given to those persons doing business as Missouri firms, corporations, or individuals, or which maintain Missouri offices or places of business, when the quality of performance promised is equal or better and the price quoted is the same or less. In addition, in order for a non-domiciliary bidder to be successful, his bid must be that same percentage lower than a domiciliary Missouri bidder's bid, as would be required for a Missouri bidder to successfully bid in the non-domiciliary state.
- C. In accordance with the Missouri Domestic Products Procurement Act Section 34.350 RSMo and Cumulative Supplements any manufactured goods or commodities used or supplied in the performance of this contract or any subcontract thereto shall be manufactured, assembled or produced in the United States, unless the specified products are not manufactured, assembled or produced in the United States in sufficient quantities to meet the agency's requirements or cannot be manufactured, assembled or produced in the United States within the necessary time in sufficient quantities to meet the contract requirements, or if obtaining the specified products manufactured, assembled or produced in the

United States would increase the cost of this contract for purchase of the product by more than ten percent.

ARTICLE 1.8 - COMMUNICATIONS

- A. All notices, requests, instructions, approvals and claims must be in writing and shall be delivered to the Designer and copied to the Construction Representative for the project except as required by Article 1.12 Disputes and Disagreements, or as otherwise specified by the Owner in writing as stated in Section 012600. Any such notice shall be deemed to have been given as of the time of actual receipt.
- B. The Contractor shall attend on-site progress and coordination meetings, as scheduled by the Construction Representative, no less than once a month.
- C. The Contractor shall ensure that major subcontractors and suppliers shall attend monthly progress meetings as necessary to coordinate the work, and as specifically requested by the Construction Representative.

ARTICLE 1.9 - SEPARATE CONTRACTS AND COOPERATION

- A. The Owner reserves the right to let other contracts in connection with this work. The Contractor shall afford other contractors reasonable opportunity for the introduction and storage of their materials and the execution of their work and shall properly connect and coordinate his work with theirs.
- B. The Contractor shall consult the drawings for all other contractors in connection with this work. Any work conflicting with the above shall be brought to the attention of the Owner's Representative before the work is performed. If the Contractor fails to do this, and constructs any work which interferes with the work of another contractor, the Contractor shall remove any part so conflicting and rebuild same, as directed by the Owner's Representative at no additional cost to the Owner.
- C. Each contractor shall be required to coordinate his work with other contractors so as to afford others reasonable opportunity for execution of their work. No contractor shall delay any other contractor by neglecting to perform contract work at the proper time. If any contractor causes delay to another, they shall be liable directly to that contractor for such delay in addition to any liquidated damages which might be due the Owner.
- D. Should the Contractor or project associated subcontractors refuse to cooperate with the instructions and reasonable requests of other Contractors or other subcontractors in the overall

coordinating of the work, the Owner may take such appropriate action and issue directions, as required, to avoid unnecessary and unwarranted delays.

- E. Each Contractor shall be responsible for damage done to Owner's or other Contractor's property by him/her or workers in his employ through their fault or negligence.
- F. Should a Contractor sustain any damage through any act or omission of any other Contractor having a contract with the Owner, the Contractor so damaged shall have no claim or cause of action against the Owner for such damage, but shall have a claim or cause of action against the other Contractor to recover any and all damages sustained by reason of the acts or omissions of such Contractor. The phrase "acts or omissions" as used in this section shall be defined to include, but not be limited to, any unreasonable delay on the part of any such contractors.

ARTICLE 1.10 - ASSIGNMENT OF CONTRACT

- A. No assignment by Contractor of any amount or any part of this contract or of the funds to be received there under will be recognized unless such assignment has had the written approval of the Director and the surety has been given due notice of such assignment and has furnished written consent thereto. In addition to the usual recitals in assignment contracts, the following language must be set forth: "It is agreed that the funds to be paid to the assignee under this assignment are subject to performance by the Contractor of this contract and to claims or liens for services rendered or materials supplied for the performance of the work called for in said contract in favor of all persons, firms or corporations rendering such services or supplying such materials."

ARTICLE 1.11 - INDEMNIFICATION

- A. Contractor agrees to indemnify and save harmless Owner and its respective commissioners, officers, officials, agents, consultants and employees and Designer, their agents, servants and employees, from and against any and all liability for damage arising from injuries to persons or damage to property occasioned by any acts or omissions of Contractor, any subcontractors, agents, servants or employees, including any and all expense, legal or otherwise, which may be incurred by Owner or Designer, its agents, servants or employees, in defense of any claim, action or suit.
- B. The obligations of the Contractor under this paragraph shall not extend to the liability of the Designer, his agents or employees, arising out of (1) the preparation or approval of maps, drawings, opinions, reports, surveys, contract changes, design or specifications, or (2) giving of or the failure to

give directions or instructions by the Designer, his agents or employees as required by this contract documents provided such giving or failure to give is the primary cause of the injury or damage.

ARTICLE 1.12 - DISPUTES AND DISAGREEMENTS

It is hereby expressly agreed and understood that in case any controversy or difference of opinion arises during construction, best efforts will be given to resolution at the field level. Should those efforts be unsuccessful, the Contractor has the right to appeal in writing, the decision of the Director's Designee to the Director at Room 730 Truman Building, P.O. Box 809, Jefferson City, Missouri 65102. The decision of the Director shall be final and binding on all parties.

ARTICLE 2 -- OWNER/DESIGNER RESPONSIBILITIES

- A. The Owner shall give all orders and directions contemplated under this contract relative to the execution of the work. During progress of work the Owner will be represented at the project site by the Construction Representative and/or Designer, whose responsibilities are to see that this contract is properly fulfilled.
- B. The Owner shall at all times have access to the work whenever it is in preparation or progress. The Contractors shall provide proper facilities for such access and for inspection and supervision.
- C. All materials and workmanship used in the work shall be subject to the inspection of the Designer and Construction Representative, and any work which is deemed defective shall be removed, rebuilt or made good immediately upon notice. The cost of such correction shall be borne by the Contractor. Contractor shall not be entitled to an extension of the contract completion date in order to remedy defective work. All rejected materials shall be immediately removed from the site of the work.
- D. If the Contractor fails to proceed at once with the correction of rejected defective materials or workmanship, the Owner may, by separate contract or otherwise, have the defects remedied or rejected. Materials removed from the site and charge the cost of the same against any monies which may be due the Contractor, without prejudice to any other rights or remedies of the Owner.
- E. Failure or neglect on the part of Owner to observe faulty work, or work done which is not in accordance with the drawings and specifications shall not relieve the Contractor from responsibility

for correcting such work without additional compensation.

- F. The Owner shall have the right to direct the Contractor to uncover any completed work.
 - 1. If the Contractor fails to adequately notify the Construction Representative and/or Designer of an inspection as required by the Contract Documents, the Contractor shall, upon written request, uncover the work. The Contractor shall bear all costs associated with uncovering and again covering the work exposed.
 - 2. If the Contractor is directed to uncover work, which was not otherwise required by the Contract Documents to be inspected, and the work is found to be defective in any respect, no compensation shall be allowed for this work. If, however, such work is found to meet the requirements of this contract, the actual cost of labor and material necessarily involved in the examination and replacement plus 10% shall be allowed the Contractor.
- G. The Designer shall give all orders and directions contemplated under this contract relative to the scope of the work and shall give the initial interpretation of the contract documents.
- H. The Owner may file a written notice to the Contractor to dismiss immediately any subcontractors, project managers, superintendents, foremen, workers, watchmen or other employees whom the Owner may deem incompetent, careless or a hindrance to proper or timely execution of the work. The Contractor shall comply with such notice as promptly as practicable without detriment to the work or its progress.
- I. If in the Owner's judgment it becomes necessary at any time to accelerate work, when ordered by the Owner in writing, the Contractor shall redirect resources to such work items and execute such portions of the work as may be required to complete the work within the current approved contract schedule.

ARTICLE 3 -- CONTRACTOR RESPONSIBILITIES

The Contractor shall register and utilize the Owner's eBuilder digital project management system for submission of documents described in the following sections. This includes but is not limited to submittals as required by designer, payment applications, Request for Information (RFI), construction change orders, Request for Proposals (RFP), Designer Supplemental Instructions (DSI), etc.

ARTICLE 3.1 -- ACCEPTABLE SUBSTITUTIONS

- A. The Contractor may request use of any article, device, product, material, fixture, form or type of construction which in the judgment of the Owner and Designer is equal in all respects to that named. Standard products of manufacturers other than those specified will be accepted when, prior to the ordering or use thereof, it is proven to the satisfaction of the Owner and Designer that they are equal in design, strength, durability, usefulness and convenience for the purpose intended.
- B. Any changes required in the details and dimensions indicated on the drawings for the substitution of products other than those specified shall be properly made at the expense of the Contractor requesting the substitution or change.
- C. The Contractor shall submit a request for such substitutions in writing to the Owner and Designer within twenty (20) working days after the date of the "Notice to Proceed." Thereafter no consideration will be given to alternate forms of accomplishing the work. This Article does not preclude the Owner from exercising the provisions of Article 4 hereof.
- D. Any request for substitution by the Contractor shall be submitted in accordance with SECTION 002113 - INSTRUCTIONS TO BIDDERS.
- E. When a material has been approved, no change in brand or make will be permitted unless:
 - 1. Written verification is received from the manufacturer stating they cannot make delivery on the date previously agreed, or
 - 2. Material delivered fails to comply with contract requirements.

ARTICLE 3.2 -- SUBMITTALS

- A. The Contractor's submittals must be submitted with such promptness as to allow for review and approval so as not to cause delay in the work. The Contractor shall coordinate preparation and processing of submittals with performance of construction activities.

Coordinate each submittal with fabrication, = purchasing, testing, delivery, other submittals, and related activities that require sequential activity.

Submit four (4) copies to the Designer and additional copies as required for the subcontractors and material suppliers. Also provide copies to meet the requirements for maintenance manuals.

- B. All subcontractors' shop drawings and schedules shall be submitted by the Contractor and shall bear evidence that Contractor has received, reviewed, and approved them. Any shop drawings and

schedules submitted without this evidence will be returned to the Contractor for resubmission.

- C. The Contractor shall include with the shop drawing, a letter indicating any and all deviations from the drawings and/or specifications. Failure to notify the Designer of such deviations will be grounds for subsequent rejection of the related work or materials. If, in the opinion of the Designer, the deviations are not acceptable, the Contractor will be required to furnish the item as specified and indicated on the drawings.
- D. The Designer shall check shop drawings and schedules with reasonable promptness and approve them only if they conform to the design concept of the project and comply with the information given in the contract documents. The approval shall not relieve the Contractor from the responsibility to comply with the drawings and specifications, unless the Contractor has called the Designer's attention to the deviation, in writing, at the time of submission and the Designer has knowingly approved thereof. An approval of any such modification will be given only under the following conditions:
 - 1. It is in the best interest of the Owner
 - 2. It does not increase the contract sum and/or completion time
 - 3. It does not deviate from the design intent
 - 4. It is without prejudice to any and all rights under the surety bond.
- E. No extension of time will be granted because of the Contractor's failure to submit shop drawings and schedules in ample time to allow for review, possible resubmission, and approval. Fabrication of work shall not commence until the Contractor has received approval. The Contractor shall furnish prints of approved shop drawings and schedules to all subcontractors whose work is in any way related to the work under this contract. Only prints bearing this approval will be allowed on the site of construction
- F. The Contractor shall maintain a complete file on-site of approved shop drawings available for use by the Construction Representative.

ARTICLE 3.3 – AS-BUILT DRAWINGS

- A. The Contractor shall update a complete set of the construction drawings, shop drawings and schedules of all work monthly by marking changes, and at the completion of their work (prior to submission of request for final payment) note all changes and turn the set over to the Construction Representative. The updates shall show all addenda, all field changes that were made to adapt to field conditions, changes resulting from contract

changes or supplemental instructions, and all locations of structures, buried installations of piping, conduit, and utility services. All buried and concealed items both inside and outside shall be accurately located as to depth and referenced to permanent features such as interior or exterior wall faces and dimensions shall be given in a neat and legible manner in a contrasting colored pencil or ink. If approved by the Designer, an electronic file format may be provided.

ARTICLE 3.4 – GUARANTY AND WARRANTIES

A. General Guaranty

- 1. Neither the final certificate of payment nor any provision in the contract documents nor partial use or occupancy of the premises by the Owner shall constitute an acceptance of work not done in accordance with contract requirements.
- 2. The Contractor or surety shall remedy any defects in the work and pay for any damage to property resulting there from which shall appear within a period of one (1) year from the date of substantial completion unless a longer period is otherwise specified or a differing guaranty period has been established in the substantial completion certificate. The Owner will give notice of observed defects with reasonable promptness.
- 3. In case of default on the part of the Contractor in fulfilling this part of this contract, the Owner may correct the work or repair the damage and the cost and expense incurred in such event shall be paid by or recoverable from the Contractor or surety.
- 4. The work will be free from defects not inherent in the quality required or permitted, and that the Work will conform to the requirements of the Contract Documents. Work not conforming to these requirements, including substitutions not properly approved and authorized, may be considered defective. The Contractor's guaranty excludes remedy for damage or defect caused by abuse, modifications not executed by the Contractor, improper or insufficient maintenance, improper operation, or normal wear and tear under normal usage. If required by the Owner, the Contractor shall furnish satisfactory evidence as to the kind and quality of materials and equipment

B. Extended Warranty

Manufacturer's certificates of warranty shall be obtained for all major equipment. Warranty shall be obtained for at least one year. Where a longer

period is offered at no additional cost or called for in the specific equipment specifications, the longer period shall govern.

ARTICLE 3.5 -- OPERATION AND MAINTENANCE MANUALS

A. Immediately after equipment submittals are approved and no later than ten (10) working days prior to the substantial completion inspection, the Contractor shall provide to the Designer three (3) copies of operating instructions and service manuals, containing the following:

1. Start-up and Shut-down Procedures: Provide a step-by-step write up of all major equipment. When manufacturer's printed start-up, trouble shooting and shut-down procedures are available; they may be incorporated into the operating manual for reference.
2. Operating Instructions: Written operating instructions shall be included for the efficient and safe operation of all equipment.
3. Equipment List: List of all major equipment as installed shall be prepared to include model number, capacities, flow rate, name place data, shop drawings and air and water balance reports.
4. Service Instructions: Provide the following information for all pieces of equipment.
 - a. Recommended spare parts including catalog number and name of local supplier or factory representative.
 - b. Belt sizes, types, and lengths.
 - c. Wiring diagrams.
5. Manufacturer's Certificate of Warranty as described in Article 3.4.
6. Prior to the final payment, furnish to the Designer three (4) copies of parts catalogs for each piece of equipment furnished by him/her on the project with the components identified by number for replacement ordering.

B. Submission of operating instructions shall be done in the following manner.

1. Manuals shall be in quadruplicate, and all materials shall be bound into volumes of standard 8½" x 11" hard binders. Large drawings too bulky to be folded into 8½" x 11" shall be separately bound or folded and in envelopes, cross referenced and indexed with the manuals.
2. The manuals shall identify project name, project number, and include the name and

address of the Contractor, subcontractors and manufacturers who were involved with the activity described in that particular manual.

3. Internally subdivide the binder contents with permanent page dividers, logically organized with tab titles clearly printed under reinforced laminated plastic tabs.
4. Contents: Prepare a Table of Contents for each volume, with each product or system description identified.

ARTICLE 3.6 – OTHER CONTRACTOR RESPONSIBILITIES

- A. The Contractor shall keep on site, during progress of the work, a competent superintendent satisfactory to the Construction Representative. The superintendent shall represent the Contractor and all agreements made by the superintendent shall be binding. The superintendent shall carefully study and compare all drawings, specifications and other instructions and shall promptly notify the Construction Representative and Designer, in writing, any error, inconsistency or omission which may be discovered. The superintendent shall coordinate all work on the project. Any change of the superintendent shall be approved by the Construction Representative.
- B. Contractor shall, at all times, enforce strict discipline and good order among his employees, and shall not employ on the work any unfit person or anyone not skilled in the work assigned to him/her.
- C. The Contractor shall supply sufficient labor, material, plant and equipment and pay when due any laborer, subcontractor or supplier for supplies furnished and otherwise prosecute the work with diligence to prevent work stoppage and insure completion thereof within the time specified.
- D. The Contractor and each of his subcontractors shall submit to the Construction Representative, through the Designer such schedules of quantities and costs, progress schedules, payrolls, reports, estimates, records and other data as the Owner may request concerning work performed or to be performed under this contract.
- E. The Contractor, subcontractors, and material suppliers shall upon written request, give the Owner access to all time cards, material invoices, payrolls, estimates, profit and loss statements, and all other direct or indirect costs related to this work.
- F. The Contractor shall be responsible for laying out all contract work such as layout of architectural, structural, mechanical and electrical work, which shall be coordinated with layouts of subcontractors

for general construction work. The Contractor is also responsible for unloading, uncrating and handling of all materials and equipment to be erected or placed by him/her, whether furnished by Contractor or others. No extra charges or compensation will be allowed as a result of failure to verify dimensions before ordering materials or fabricating items.

- G. The Contractor must notify the Construction Representative at least one working day before placing concrete or burying underground utilities, pipelines, etc.
- H. Contractors shall prearrange time with the Construction Representative for the interruption of any facility operation. Unless otherwise specified in these documents, all connections, alterations or relocations as well as all other portions of the work will be performed during normal working hours.
- I. The Contractor shall coordinate all work so there will not be prolonged interruptions of existing equipment operation. Any existing plumbing, heating, ventilating, air conditioning or electrical disconnections necessary for the project, which affect portions of this construction or building or any other building must be scheduled with the Construction Representative to minimize or avoid any disruption of facility operations. In no case, unless previously approved in writing by the Construction Representative, shall utilities be left disconnected at the end of a work day or over a weekend. Any interruption of utilities either intentionally or accidentally shall not relieve the Contractor responsible for the interruption from the responsibility to repair and restore the utility to normal service. Repairs and restoration shall be made before the workers responsible for the repair and restoration leave the job.
- J. Contractors shall limit operations and storage of materials to the area within the project, except as necessary to connect to existing utilities, and shall not encroach on neighboring property. The Contractor shall be responsible for repair of their damage to property on or off the project site occurring during construction of project. All such repairs shall be made to the satisfaction of the property owner.
- K. Unless otherwise permitted, all materials shall be new and both workmanship and materials shall be of the best quality.
- L. Unless otherwise provided and stipulated within these specifications, the Contractor shall furnish, construct, and/or install and pay for materials, devices, mechanisms, equipment, all necessary personnel, utilities including, but not limited to water, heat, light and electric power, transportation

services, applicable taxes of every nature, and all other facilities necessary for the proper execution and completion of the work.

- M. Contractor shall carefully examine the plans and drawings and shall be responsible for the proper fitting of his material, equipment and apparatus into the building.
- N. The Contractor or subcontractors shall not overload, or permit others to overload, any part of any structure during the performance of this contract.
- O. All temporary shoring, bracing, etc., required for the removal of existing work and/or for the installation of new work shall be included in this contract. The Contractor shall make good, at no cost to the Owner, any damage caused by improper support or failure of shoring in any respect. Each Contractor shall be responsible for shoring required to protect his work or adjacent property and improvements of Owner and shall be responsible for shoring or for giving written notice to adjacent property owners. Shoring shall be removed only after completion of permanent supports.
- P. The Contractor shall provide at the proper time such material as is required for support of the work. If openings are required, whether shown on drawings or not, the Contractor shall see that they are properly constructed.
- Q. During the performance of work the Contractor shall be responsible for providing and maintaining warning signs, lights, signal devices, barricades, guard rails, fences and other devices appropriately located on site which will give proper and understandable warning to all persons of danger of entry onto land, structure or equipment.
- R. The Contractor shall be responsible for protection, including weather protection, and proper maintenance of all equipment and materials.
- S. The Contractor shall be responsible for care of the finished work and shall protect same from damage or defacement until substantial completion by the Owner. If the work is damaged by any cause, the Contractor shall immediately begin to make repairs in accordance with the drawings and specifications. Contractor shall be liable for all damage or loss unless attributable to the acts or omissions of the Owner or Designer. Any claim for reimbursement shall be submitted in accordance with Article 4. After substantial completion the Contractor will only be responsible for damage resulting from acts or omissions of the Contractor or subcontractors through final warranty.
- T. In the event the Contractor encounters an unforeseen hazardous material, the Contractor

shall immediately stop work in the area affected and report the condition to the Owner and Designer in writing. The Contractor shall not be required, pursuant to Article 4, to perform, any work relating to hazardous materials.

- U. In an emergency affecting safety of persons or property, the Contractor shall act, at the Contractor's discretion, to prevent threatened damage, injury or loss. Additional compensation or extension of time claimed by the Contractor on account of an emergency shall be determined as provided in Article 4.
- V. Before commencing work, Contractors shall confer with the Construction Representative and facility representative and review any facility rules and regulations which may affect the conduct of the work.
- W. Project signs will only be erected on major projects and only as described in the specifications. If no sign is specified, none shall be erected.

ARTICLE 3.7 -- SUBCONTRACTS

- A. Subcontractor assignments as identified in the bid form shall not be changed without written approval of the Owner. The Owner will not approve changes of a listed subcontractor unless the Contractor documents, to the satisfaction of the Owner that the subcontractor cannot or will not perform the work as specified.
- B. The Contractor is fully responsible to the Owner for the acts and omissions of all subcontractors and of persons either directly or indirectly employed by them.
- C. Every subcontractor shall be bound by the applicable terms and provisions of these contract documents, but no contractual relationship shall exist between any subcontractor and the Owner unless the right of the Contractor to proceed with the work is suspended or this contract is terminated as herein provided, and the Owner in writing elects to assume the subcontract.
- D. The Contractor shall upon receipt of "Notice to Proceed" and prior to submission of the first payment request, notify the Designer and Construction Representative in writing of the names of any subcontractors to be used in addition to those identified in the bid form and all major material suppliers proposed for all parts of the work.

ARTICLE 4 -- CHANGES IN THE WORK

4.1 CHANGES IN THE WORK

- A. The Construction Representative, without giving notice to the surety and without invalidating this contract, may order extra work or make changes by

altering, adding to or deducting from the work, this contract sum being adjusted accordingly. All such work shall be executed under the conditions of the original contract. A claim for extension of time caused by any change must be adjusted at the time of ordering such change. No future request for time will be considered.

- B. Each Contract Change shall include all costs required to perform the work including all labor, material, equipment, overheads and profit, delay, disruptions, or other miscellaneous expenses. No subsequent requests for additional compensation including claims for delay, disruption, or reduced efficiency as a result of each change will be considered. Values from the Schedule of Values will not be binding as a basis for additions to or deductions from the contract price.
- C. The amount of any adjustment in this contract price for authorized changes shall be agreed upon before such changes become effective and shall be determined, through submission of a request for proposal, as follows:
 - 1. By an acceptable fixed price proposal from the Contractor. Breakdowns shall include all takeoff sheets of each Contractor and subcontractor. Breakdown shall include a listing of each item of material with unit prices and number of hours of labor for each task. Labor costs per hour shall be included with labor burden identified, which shall be not less than the prevailing wage rate, etc. Overhead and profit shall be shown separately for each subcontractor and the Contractor.
 - 2. By a cost-plus-fixed-fee (time and material) basis with maximum price, total cost not to exceed said maximum. Breakdown shall include a listing of each item of material with unit prices and number of hours of labor for each task. Labor costs per hour shall be included with labor burden identified, which shall be not less than the prevailing wage rate, etc. Overhead and profit shall be shown separately for each subcontractor and the Contractor.
 - 3. By unit prices contained in Contractor's original bid form and incorporated in the construction contract.
- D. Overhead and Profit on Contract Changes shall be applied as follows:

- 1. The overhead and profit charge by the Contractor and all subcontractors shall be considered to include, but is not limited to: incidental job burdens, small truck (under 1 ton) expense, mileage, small hand tools,

warranty costs, company benefits and general office overhead. Project supervision including field supervision and job site office expense shall be considered a part of overhead and profit unless a compensable time extension is granted.

2. The percentages for overhead and profit charged on Contract Changes shall be negotiated, and may vary according to the nature, extent, and complexity of the work involved. However, the overhead and profit for the Contractor or subcontractor actually performing the work shall not exceed 14%. When one or more tiers of subcontractors are used, in no event shall any Contractor or subcontractor receive as overhead and profit more than 3% of the cost of the work performed by any of his subcontractors. In no case shall the total overhead and profit paid by the Owner on any Contract Changes exceed twenty percent (20%) of the cost of materials, labor and equipment (exclusive of Contractor or any Subcontractor overhead and profit) necessary to put the contract change work in place.
 3. The Contractor will be allowed to add the cost of bonding and insurance to their cost of work. This bonding and insurance cost shall not exceed 2% and shall be allowed on the total cost of the added work, including overhead and profit.
 4. On proposals covering both increases and decreases in the amount of this contract, the application of overhead and profit shall be on the net change in the cost of the work.
 5. The percentage for overhead and profit to be credited to the Owner on Contract Changes that are solely decreases in the quantity of work or materials shall be negotiated, and may vary according to the nature, extent and complexity of the work involved, but in no case shall be less than ten percent (10%). If the percentage for overhead and profit charged for work added by Contract Changes for this contract has been negotiated to less than 10%, the negotiated rate shall then apply to credits as well.
- E. No claim for an addition to this contract sum shall be valid unless authorized as aforesaid in writing by the Owner. In the event that none of the foregoing methods are agreed upon, the Owner may order the Contractor to perform work on a time and material basis. The cost of such work shall be determined by the Contractor's actual labor and material cost to perform the work plus overhead and profit as outlined herein. The

Designer and Construction Representative shall approve the Contractor's daily time and material invoices for the work involved.

- F. If the Contractor claims that any instructions involve extra cost under this contract, the Contractor shall give the Owner's Representative written notice thereof within a reasonable time after the receipt of such instructions, and in any event before proceeding to execute the work. No such claim shall be valid unless so made and authorized by the Owner, in writing.
- G. In an emergency affecting the safety of life or of the structure or of adjoining property, the Contractor, without special instruction or authorization from the Construction Representative, is hereby permitted to act at their discretion to prevent such threatened loss or injury. The Contractor shall submit a claim for compensation for such emergency work in writing to the Owner's Representative.

ARTICLE 4.2 – CHANGES IN COMPLETION TIME

- A. Extension of the number of work days stipulated in the Contract for completion of the work with compensation may be made when:
 1. The contractor documents that proposed Changes in the work, as provided in Article 4.1, extends construction activities critical to contract completion date, OR
 2. The Owner suspends all work for convenience of the Owner as provided in Article 7.3, OR
 3. An Owner caused delay extends construction activities critical to contract completion (except as provided elsewhere in these General Conditions). The Contractor is to review the work activities yet to begin and evaluate the possibility of rescheduling the work to minimize the overall project delay.
- B. Extension of the number of work days stipulated in the Contract for completion of the work without compensation may be made when:
 1. Weather-related delays occur, subject to provisions for the inclusion of a specified number of "bad weather" days when provided for in Section 012100-Allowances, OR
 2. Labor strikes or acts of God occur, OR
 3. The work of the Contractor is delayed on account of conditions which were beyond the control of the Contractor, subcontractors or suppliers, and were not the result of their fault or negligence.
- C. No time extension or compensation will be provided for delays caused by or within the control

of the Contractor, subcontractors or suppliers and for concurrent delays caused by the Owner.

- D. The Contractor shall notify the Owner promptly of any occurrence or conditions which in the Contractor's opinion results in a need for an extension of time. The notice shall be in writing and shall include all necessary supporting materials with details of any resultant costs and be submitted in time to permit full investigation and evaluation of the Contractor's claim. The Owner shall promptly acknowledge the Contractor's notice and, after recommendation from the Owner's Representative and/or Designer, shall provide a decision to the Contractor. Failure on the part of the Contractor to provide such notice and to detail the costs shall constitute a waiver by the Contractor of any claim. Requests for extensions of time shall be for working days only.

ARTICLE 5 - CONSTRUCTION AND COMPLETION

ARTICLE 5.1 – CONSTRUCTION COMMENCEMENT

- A. Upon receipt of the "Intent to Award" letter, the Contractor must submit the following properly executed instruments to the Owner:
1. Contract;
 2. Performance/payment bond as described in Article 6.1;
 3. Certificates of Insurance, or the actual policies themselves, showing that the Contractor has obtained the insurance coverage required by Article 6.2.
 4. Written Affirmative Action Plans as required in Article 1.4.

Above referenced items must be received by the Owner within ten (10) working days after the effective date of the contract. If not received, the Owner may treat the failure to timely submit them as a refusal by the Contractor to accept a contract for this work and may retain as liquidated damages the Contractor's bid bond, cashier's check or certified check as provided in the Instructions to Bidders. Upon receipt the Owner will issue a "Notice to Proceed" with the work to the Contractor.

- B. Within the time frame noted in Section 013200 - Schedules, following receipt of the "Notice to Proceed", the Contractor shall submit to the Owner a progress schedule and schedule of values, showing activities through the end of the contract period. Should the Contractor not receive written notification from the Owner of the disapproval of the schedule of values within fifteen (15) working

days, the Contractor may consider it approved for purpose of determining when the first monthly Application and Certification for Payment may be submitted.

- C. The Contractor may commence work upon receipt of the Division of Facilities Management, Design and Construction's "Notice to Proceed" letter. Contractor shall prosecute the work with faithfulness and energy, and shall complete the entire work on or before the completion time stated in the contract documents or pay to the Owner the damages resulting from the failure to timely complete the work as set out within Article 5.4.

ARTICLE 5.2 -- PROJECT CONSTRUCTION

- A. Each Contractor shall submit for the Owner's approval, in reproducible form, a progress schedule showing the rate of progress and the order of the work proposed to carry on various phases of the project. The schedule shall be in conformance with the requirements outlined in Section 013200 – Schedules.
- B. Contractor shall employ and supply a sufficient force of workers, material, and equipment and shall pay when due, any worker, subcontractor or supplier and otherwise prosecute the work with such diligence so as to maintain the rate of progress indicated on the progress schedule, prevent work stoppage, and insure completion of the project within the time specified.

ARTICLE 5.3 -- PROJECT COMPLETION

- A. Substantial Completion. A Project is substantially complete when construction is essentially complete and work items remaining to be completed can be done without interfering with the Owner's ability to use the Project for its intended purpose.
1. Once the Contractor has reached what they believe is Substantial Completion, the Contractor shall notify the Designer and the Construction Representative of the following:
 - a. That work is essentially complete with the exception of certain listed work items. The list shall be referred to as the "Contractor's Punch."
 - b. That all Operation and Maintenance Manuals have been assembled and submitted in accordance with Article 3.5A.
 - c. That the Work is ready for inspection by the Designer and Construction Representative. The Owner shall be entitled to a minimum of ten working

days notice before the inspection shall be performed.

2. If the work is acceptable, the Owner shall issue a Certificate of Substantial Completion, which shall set forth the responsibilities of the Owner and the Contractor for utilities, security, maintenance, damage to the work and risk of loss. The Certificate shall also identify those remaining items of work to be performed by the Contractor. All such work items shall be complete within 30 working days of the date of the Certificate, unless the Certificate specifies a different time. If the Contractor shall be required to perform tests that must be delayed due to climatic conditions, it is understood that such tests and affected equipment will be identified on the Certificate and shall be accomplished by the Contractor at the earliest possible date. Performance of the tests may not be required before Substantial Completion can be issued. The date of the issuance of the Certificate of Substantial Completion shall determine whether or not the work was completed within the contract time and whether or not Liquidated Damages are due.
 3. If the work is not acceptable, and the Owner does not issue a Certificate of Substantial Completion, the Owner shall be entitled to charge the Contractor with the Designer's and Owner's costs of re-inspection, including time and travel.
- B. Partial Occupancy. Contractor agrees that the Owner shall be permitted to occupy and use any completed or partially completed portions of the Project, when such occupancy and use is in the Owner's best interest. Owner shall notify Contractor of its desire and intention to take Partial Occupancy as soon as possible but at least ten (10) working days before the Owner intends to occupy. If the Contractor believes that the portion of the work the Owner intends to occupy is not ready for occupancy, the Contractor shall notify the Owner immediately. The Designer shall inspect the work in accordance with the procedures above. If the Contractor claims increased cost of the project or delay in completion as a result of the occupancy, he shall notify the Owner immediately but in all cases before occupancy occurs.
- C. Final Completion. The Project is finally complete when the Certificate of Substantial Completion has been issued and all work items identified therein as incomplete have been completed, and when all administrative items required by the contract have been completed. Final Completion entitles the Contractor to payment of the outstanding balance of the contract amount including all change orders

and retainage. Within five (5) working days of the date of the Certificate of Substantial Completion, the Contractor shall identify the cost to complete any outstanding items of work. The Designer shall review the Contractor's estimate and either approve it or provide an independent estimate for all such items. If the Contractor fails to complete the remaining items within the time specified in the Certificate, the Owner may terminate the contract and go to the surety for project completion in accordance with Article 7.2 or release the contract balance to the Contractor less 150% of the approved estimate to complete the outstanding items. Upon completion of the outstanding items, when a final cost has been established, any monies remaining shall be paid to the Contractor. Failure to complete items of work does not relieve the Contractor from the obligation to complete the administrative requirements of the contract, such as the provisions of Article 5.3 FAILURE TO COMPLETE ALL ITEMS OF WORK UNDER THE CONTRACT SHALL BE CONSIDERED A DEFAULT AND BE GROUNDS FOR CONTRACT TERMINATION AND DEBARMENT.

- D. Liquidated Damages. Contractor agrees that the Owner may deduct from the contract price and retain as liquidated damages, and not as penalty or forfeiture, the sum stipulated in this contract for each work day after the Contract Completion Day on which work is not Substantially Complete. Assessment of Liquidated Damages shall not relieve the Contractor or the surety of any responsibility or obligation under the Contract. In addition, the Owner may, without prejudice to any other rights, claims, or remedies the Owner may have including the right to Liquidated Damages, charge the Contractor for all additional expenses incurred by the Owner and/or Designer as the result of the extended contract period through Final Completion. Additional Expenses shall include but not be limited to the costs of additional inspections.
- E. Early Completion. The Contractor has the right to finish the work before the contract completion date; however, the Owner assumes no liability for any hindrances to the Contractor unless Owner caused delays result in a time extension to the contract completion date. The Contractor shall not be entitled to any claims for lost efficiencies or for delay if a Certificate of Substantial Completion is given on or before the Contract Completion Date.

ARTICLE 5.4 -- PAYMENT TO CONTRACTOR

- A. Payments on account of this contract will be made monthly in proportion to the work which has been completed. Request for payment must be submitted on the Owner's forms. No other pay request will

be processed. Supporting breakdowns must be in the same format as Owner's forms and must provide the same level of detail. The Designer will, within 5 working days from receipt of the contractor's request for payment either issue a Certificate for Payment to the Owner, for such amount as the Designer determines is properly due, or notify the Contractor in writing of reasons for withholding a Certificate. The Owner shall make payment within 30 calendar days after the "Application and Certification for Payment" has been received and certified by the Designer. The following items are to be attached to the contractor's pay request:

1. Updated construction schedule
 2. Certified payrolls consisting of name, occupation and craft, number of hours worked and actual wages paid for each individual employee, of the Contractor and all subcontractors working on the project
- B. The Owner shall retain 5 percent of the amount of each such payment application, except as allowed by Article 5.4, until final completion and acceptance of all work covered by this contract.
- C. Each payment made to Contractor shall be on account of the total amount payable to Contractor and all material and work covered by paid partial payment shall thereupon become the sole property of Owner. This provision shall not be construed as relieving Contractor from sole responsibility for care and protection of materials and work upon which payments have been made or restoration of any damaged work or as a waiver of the right of Owner to require fulfillment of all terms of this contract.
- D. Materials delivered to the work site and not incorporated in the work will be allowed in the Application and Certification for Payment on the basis of one hundred (100%) percent of value, subject to the 5% retainage providing that they are suitably stored on the site or in an approved warehouse in accordance with the following requirements:
1. Material has previously been approved through submittal and acceptance of shop drawings conforming to requirements of Article 3.2 of General Conditions.
 2. Delivery is made in accordance with the time frame on the approved schedule.
 3. Materials, equipment, etc., are properly stored and protected from damage and deterioration and remain so - if not, previously approved amounts will be deleted from subsequent pay applications.

4. The payment request is accompanied by a breakdown identifying the material equipment, etc. in sufficient detail to establish quantity and value.
- E. The Contractor shall be allowed to include in the Application and Certification for Payment, one hundred (100%) of the value, subject to retainage, of major equipment and material stored off the site if all of the following conditions are met:
1. The request for consideration of payment for materials stored off site is made at least 15 working days prior to submittal of the Application for Payment including such material. Only materials inspected will be considered for inclusion on Application for Payment requests.
 2. Materials stored in one location off site are valued in excess of \$25,000.
 3. That a Certificate of Insurance is provided indicating adequate protection from loss, theft conversion or damage for materials stored off site. This Certificate shall show the State of Missouri as an additional insured for this loss.
 4. The materials are stored in a facility approved and inspected, by the Construction Representative.
 5. Contractor shall be responsible for, Owner costs to inspect out of state facilities, and any delays in the completion of the work caused by damage to the material or for any other failure of the Contractor to have access to this material for the execution of the work.
- F. The Owner shall determine the amount, quality and acceptability of the work and materials which are to be paid for under this contract. In the event any questions shall arise between the parties, relative to this contract or specifications, determination or decision of the Owner or the Construction Representative and the Designer shall be a condition precedent to the right of the Contractor to receive any money or payment for work under this contract affected in any manner or to any extent by such question.
- G. Payments Withheld: The Owner may withhold or nullify in whole or part any certificate to such extent as may be necessary to protect the Owner from loss on account of:
1. Defective work not remedied. When a notice of noncompliance is issued on an item or items, corrective action shall be undertaken immediately. Until corrective action is completed, no monies will be paid and no additional time will be allowed for the item or

items. The cost of corrective action(s) shall be borne by the Contractor.

2. A reasonable doubt that this contract can be completed for the unpaid balance.
3. Failure of the Contractor to update as-built drawings monthly for review by the Construction Representative.
4. Failure of the Contractor to update the construction schedule.

When the Construction Representative is satisfied the Contractor has remedied above deficiencies, payment shall be released.

H. Final Payment: Upon receipt of written notice from the Contractor to the Designer and Project Representative that the work is ready for final inspection and acceptance, the Designer and Project Representative, with the Contractor, shall promptly make such inspection. If the work is acceptable and the contract fully performed, the Construction Representative shall complete a final acceptance report and the Contractor will be directed to submit a final Application and Certification for Payment. If the Owner approves the same, the entire balance shall be due and payable, with the exception of deductions as provided for under Article 5.4.

1. Where the specifications provide for the performance by the Contractor of (certain tests for the purpose of balancing and checking the air conditioning and heating equipment and the Contractor shall have furnished and installed all such equipment in accordance with the specifications, but said test cannot then be made because of climatic conditions, such test shall may be considered as required under the provisions of the specifications, Section 013300 and this contract may be substantial Full payment will not be made until the tests have been made and the equipment and system is finally accepted. If the tests are not completed when scheduled, the Owner may deduct 150% of the value of the tests from the final payment.
2. The final payment shall not become due until the Contractor delivers to the Construction Representative:
 - a) A complete file of releases, on the standard form included in the contract documents as "Final Receipt of Payment and Release Form", from subcontractors and material suppliers evidencing payment in full for services, equipment and materials, as the case may require, if the Owner approves, or a consent from

the Surety to final payment accepting liability for any unpaid amounts.

- b) An Affidavit of Compliance with Prevailing Wage Law, in the form as included in this contract specifications, properly executed by each subcontractor, and the Contractor
 - c) Certified copies of all payrolls
 - d) As-built drawings
3. If any claim remains unsatisfied after all payments are made, the Contractor shall refund to the Owner all monies that the latter may be compelled to pay in discharging such a claim including all costs and a reasonable attorney's fee.
 4. Missouri statute requires prompt payment from the Owner to the Contractor within thirty calendar days and from the Contractor to his subcontractors within fifteen calendar days. Failure to make payments within the required time frame entitles the receiving party to charge interest at the rate of one and one half percent per month calculated from the expiration of the statutory time period until paid.
 5. The value of all unused unit price allowances and/or 150% of the value of the outstanding work items, and/or liquidated damages may be deducted from the final pay request without executing a Contract Change. Any unit price items which exceed the number of units in the contract may be added by Contract Change.

ARTICLE 6 -- INSURANCE AND BONDS

ARTICLE 6.1 -- BOND

- A. Contractor shall furnish a performance/payment bond in an amount equal to 100% of the contract price to guarantee faithful performance of the contract and 100% of the contract price to guarantee the payment of all persons performing labor on the project and furnishing materials in connection therewith under this contract as set forth in the standard form of performance and payment bond included in the contract documents. The surety on such bond shall be issued by a surety company authorized by the Missouri Department of Insurance to do business in the state of Missouri.
- B. All Performance/Payment Bonds furnished in response to this provision shall be provided by a bonding company with a rating of B+ or higher as established by A.M. Best Company, Inc. in their most recent publication.

ARTICLE 6.2 – INSURANCE

- A. The successful Contractor shall procure and maintain for the duration of the contract issued a policy or policies of insurance for the protection of both the Contractor and the Owner and their respective officers, officials, agents, consultants and employees. The Owner requires certification of insurance coverage from the Contractor prior to commencing work.
- B. Minimum Scope and Extent of Coverage
 - 1. General Liability
Commercial General Liability, ISO coverage form number or equivalent CG 00 01 ("occurrence" basis), or I-SO coverage form number CG 00 02, or ISO equivalent.

If ISO equivalent or manuscript general liability coverage forms are used, minimum coverage will be as follows: Premises/Operations; Independent Contractors; Products/Completed Operations; personal Injury; Broad Form Property Damage including Completed Operations; Broad Form Contractual Liability Coverage to include Contractor's obligations under Article 1.11 Indemnification and any other Special Hazards required by the work of the contract.
 - 2. Automobile Liability
Business Automobile Liability Insurance, ISO Coverage form number or equivalent CA 00 01 covering automobile liability, code 1 "ANY AUTO".
 - 3. Workers' Compensation and Employer's Liability
Statutory Workers' Compensation Insurance for Missouri and standard Employer's Liability Insurance, or the authorization to self-insure for such liability from the Missouri Division of Workers' Compensation.
 - 4. Builder's Risk or Installation Floater Insurance
Insurance upon the work and all materials, equipment, supplies, temporary structures and similar items which may be incident to the performance of the work and located at or adjacent to the site, against loss or damage from fire and such other casualties as are included in extended coverage in broad "All Risk" form, including coverage for Flood and Earthquake, in an amount not less than the replacement cost of the work or this contract price, whichever is greater, with loss payable to Contractor and Owner as their respective interests may appear.

Contractor shall maintain sufficient insurance to cover the full value of the work and materials as the work progresses, and shall furnish Owner copies of all endorsements. If Builder's Risk Reporting- Form of Endorsement is used, Contractor shall make all reports as required therein so as to keep in force an amount of insurance which will equal the replacement cost of the work, materials, equipment, supplies, temporary structures, and other property covered thereby; and if, as a result of Contractor's failure to make any such report, the amount of insurance so recoverable shall be less than such replacement cost, Contractor's interest in the proceeds of such insurance, if any, shall be subordinated to Owner's interest to the end that Owner may receive full reimbursement for its loss.

- C. Minimum Limits of Insurance
 - 1. General Liability
Contractor
\$2,000,000 combined single limit per occurrence for bodily injury, personal injury, and property damage
\$2,000,000 annual aggregate
 - 2. Automobile Liability
\$2,000,000 combined single limit per occurrence for bodily injury and property damage
 - 3. Workers' Compensation and Employers Liability
Workers' Compensation limits as required by applicable State Statutes (generally unlimited) and minimum of \$1,000,000 limit per accident for Employer's Liability.

General Liability and Automobile Liability insurance may be arranged under individual policies for the full limits required or by a combination of underlying policies with the balance provided by a form-following Excess or Umbrella Liability policy.
- D. Deductibles and Self-Insured Retentions
All deductibles, co-payment clauses, and self-insured retentions must be declared to and approved by the Owner. The Owner reserves the right to request the reduction or elimination of unacceptable deductibles or self-insured retentions, as they would apply to the Owner, and their respective officers, officials, agents, consultants and employees. Alternatively, the Owner may request Contractor to procure a bond guaranteeing

payment of losses and related investigations, claims administration, and defense expenses.

E. Other Insurance Provisions and Requirements

The respective insurance policies and coverage, as specified below, must contain, or be endorsed to contain the following conditions or provisions:

1. General Liability

The Owner, and its respective commissioners, officers, officials, agents, consultants and employees shall be endorsed as additional insured's by ISO form CG 20 26 Additional Insured - Designated Person or Organization. As additional insured's, they shall be covered as to work performed by or on behalf of the Contractor or as to liability which arises out of Contractor's activities or resulting from the performance of services or the delivery of goods called for by the Contract.

Contractor's insurance coverage shall be primary with respect to all additional insured's. Insurance of self-insurance programs maintained by the designated additional -insured's shall be excess of the Contractor's insurance and shall not contribute with it.

Additionally, the Contractor and Contractor's general liability insurer shall agree to waive all rights of subrogation against the Owner and any of their respective officers, officials, agents, consultants or employees for claims, losses, or expenses which arise out of Contractor's activities or result from the performance of services or the delivery of goods called for by the Contract.

Contractor's failure to comply with the terms and conditions of these insurance policies shall not affect or abridge coverage for the Owner, or for any of their officers, officials, agents, consultants or employees.

2. Automobile Insurance

The Owner, and their respective officers, officials, agents, consultants and employees shall be endorsed as additional insured's by ISO form CG 20 26 - Additional Insured Designated Person or Organization. As additional insured's, they shall be covered as to work performed by or on behalf of the Contractor or as to liability which arises out of Contractor's activities or resulting from the performance of services or the delivery of goods called for by the Contract.

Contractor's insurance coverage shall be primary with respect to all additional insured's. Insurance or self-insurance

programs maintained by the designated additional insured's shall be in excess of the Contractor's insurance and shall not contribute with it.

Additionally, the Contractor and Contractor's automobile insurer shall agree to waive all rights of subrogation against the Owner and any of their respective officers, officials, agents, consultants or employees for claims, losses, or expenses which arise out of Contractor's activities or result from the performance of services or the delivery of goods called for by the Contract.

Contractor's failure to comply with the terms and conditions of these insurance policies shall not affect or abridge coverage for the Owner or for any of its officers, officials, agents, consultants or employees.

3. Workers' Compensation/Employer's Liability

Contractor's workers' compensation insurance shall be endorsed with NCCI form WC 00 03 01 A - Alternative Employer Endorsement. The Alternative Employer Endorsement shall designate the Owner as "alternate employers."

4. All Coverages

Each insurance policy required by this section of the Contract shall contain a stipulation, endorsed if necessary, that the Owner will receive a minimum of a thirty (30) calendar day advance notice of any policy cancellation. Ten (10) calendar days advance notice is required for policy cancellation due to non-payment of premium.

F. Insurer Qualifications and Acceptability

Insurance required hereunder shall be issued by an A.M. Best, "B+" rated, Class IX insurance company approved to conduct insurance business in the state of Missouri.

G. Verification of Insurance Coverage

Prior to Owner issuing a Notice to Proceed, the Contractor shall furnish the Owner with Certificate(s) of Insurance and with any applicable original endorsements evidencing the required insurance coverage. The insurance certificates and endorsements are to be signed by a person authorized by that insurer to bind coverage on its behalf. All certificates and endorsements received by the Owner are subject to review and approval by the Owner. The Owner reserves the right to require certified copies of all required policies at any time. If the scope of this contract will exceed one (1) year - or, if any of Contractor's applicable insurance coverage expires prior to completion of the work or services required under this contract -

the Contractor will provide a renewal or replacement certificate before continuing work or services hereunder. If the Contractor fails to provide documentation of required insurance coverage, the Owner may issue a stop work order and no additional contract completion time and/or compensation shall be granted as a result thereof.

ARTICLE 7 – SUSPENSION OR TERMINATION OF CONTRACT

ARTICLE 7.1 - FOR SITE CONDITIONS

When conditions at the site of the proposed work are considered by the Owner to be unsatisfactory for prosecution of the work, the Contractor may be ordered in writing to suspend the work or any part thereof until reasonable conditions exist. When such suspension is not due to fault or negligence of the Contractor, time allowed for completion of such suspended work will be extended by a period of time equal to that lost due to delay occasioned by ordered suspension. This will be a no cost time extension.

ARTICLE 7.2 - FOR CAUSE

A. Termination or Suspension for Cause:

1. If the Contractor shall file for bankruptcy, or should make a general assignment for the benefit of the creditors, or if a receiver should be appointed on account of insolvency, or if the contractor should persistently or repeatedly refuse or fail to supply enough properly skilled workers or proper materials, or if the contractor should fail to make prompt payment to subcontractors or for material or labor, or persistently disregard laws, ordinances or the instructions of the Owner, or otherwise be guilty of a substantial violation of any provision of this contract, then the Owner may serve notice on the Contractor and the surety setting forth the violations and demanding compliance with this contract. Unless within ten (10) consecutive calendar days after serving such notice, such violations shall cease and satisfactory arrangements for correction be made, the Owner may suspend the Contractor's right to proceed with the work or terminate this contract.
2. In the event the Owner suspends Contractor's right to proceed with the work or terminates the contract, the Owner may demand that the Contractor's surety take over and complete the work on this contract, after the surety submits a written proposal to the Owner and receives written approval and upon the surety's failure or refusal to do so within ten (10) consecutive

calendar days after demand therefore, the Owner may take over the work and prosecute the same to completion by bid or negotiated contract, or the Owner may elect to take possession of and utilize in completing the work such materials, supplies, appliances and plant as may be on the site of the work, and all subcontractors, if the Owner elects, shall be bound to perform their contracts.

- B. The Contractor and its surety shall be and remain liable to the Owner for any excess cost or damages occasioned to the Owner as a result of the actions above set forth.
- C. The Contractor in the event of such suspension or termination shall not be entitled to receive any further payments under this contract until the work is wholly finished. Then if the unpaid balance under this contract shall exceed all expenses of the Owner as certified by the Director, such excess shall be paid to the Contractor; but, if such expenses shall exceed the unpaid balance as certified by the Director, the Contractor and their surety shall be liable for and shall pay the difference and any damages to the Owner.
- D. In exercising Owner's right to secure completion of the work under any of the provisions hereof, the Director shall have the right to exercise Owner's sole discretion as to the manner, methods and reasonableness of costs of completing the work.
- E. The rights of the Owner to suspend or terminate as herein provided shall be cumulative and not exclusive and shall be in addition to any other remedy provided by law.
- F. The Contractor in the event of such suspension or termination may be declared ineligible for Owner contracts for a minimal period of twelve (12) months. Further, no contract will be awarded to any Contractor who lists in their bid form any subcontractor whose prior performance has contributed, as determined by the Owner, to a breach of a contract. In order to be considered for state-awarded contracts after this period, the Contractor/subcontractor will be required to forward acceptance reports to the Owner regarding successful completion of non-state projects during the intervening twelve (12) months from the date of default. No contracts will be awarded to a subcontractor/Contractor until the ability to perform responsibly in the private sector has been proven to the Owner.

ARTICLE 7.3 -- FOR CONVENIENCE

- A. The Owner may terminate or suspend the Contract or any portion of the Work without cause at any time, and at the Owner's convenience. Notification of a termination or suspension shall be in writing

and shall be given to the Contractor and their surety. If the Contract is suspended, the notice will contain the anticipated duration of the suspension or the conditions under which work will be permitted to resume. If appropriate, the Contractor will be requested to demobilize and re-mobilize and will be reimbursed time and costs associated with the suspension.

B. Upon receipt of notification, the Contractor shall:

1. Cease operations when directed.
2. Take actions to protect the work and any stored materials.
3. Place no further subcontracts or orders for material, supplies, services or facilities except as may be necessary to complete the portion of the Contract that has not been terminated. No claim for payment of materials or supplies ordered after the termination date shall be considered.
4. Terminate all existing subcontracts, rentals, material, and equipment orders.

5. Settle all outstanding liabilities arising from termination with subcontractors and suppliers.

6. Transfer title and deliver to the Owner, work in progress, completed work, supplies and other material produced or acquire for the work terminated, and completed or partially completed plans, drawings information and other property that, if the Contract had been completed, would be required to be furnished to the Owner.

C. For termination without cause and at the Owner's convenience, in addition to payment for work completed prior to date of termination, the Contractor may be entitled to payment of other documented costs directly associated with the early termination of the contract. Payment for anticipated profit and unapplied overhead will not be allowed.

SECTION 007300 - SUPPLEMENTARY CONDITIONS

1.0 GENERAL:

A. These Supplementary General Conditions clarify, add, delete, or otherwise modify standard terms and conditions of DIVISION 0, BIDDING AND CONTRACTING REQUIREMENTS.

2.0 CONTACTS:

Designer:

Keith Lesko
Missouri National Guard - Facilities Design and Projects
6819 North Boundary Road
Jefferson City, MO. 65101
Telephone: 573-638-9500 Ext.37967
Email: keith.a.lesko.nfg@army.mil

MONG Project Manager /
Construction Representative:

Jeremy Newton
Missouri National Guard-CFMO Office
6819a North Boundary Road
Jefferson City, Missouri 65101
Telephone: 573-308-6894
Email: jeremy.l.newton.nfg@army.mil

Contract Specialist:

Mandy Roberson
Division of Facilities Management, Design and Construction
301 West High Street, Room 730
Jefferson City, Missouri 65101
Telephone: 573-522-0074
Email: mandy.roberson@oa.mo.gov

3.0 NOTICE: ALL BID MATERIALS ARE DUE AT THE TIME OF BID SUBMITTAL. THERE IS NO SECOND SUBMITTAL FOR THIS PROJECT.

4.0 FURNISHING CONSTRUCTION DOCUMENTS:

- A. The Owner will furnish the Contractor with approximately 4 complete sets of drawings and specifications at no charge.
- B. The Owner will furnish the Contractor with approximately 4 sets of explanatory or change drawings at no charge.
- C. The Contractor may make copies of the documents as needed with no additional cost to the Owner.

5.0 SAFETY REQUIREMENTS

Contractor and subcontractors at any tier shall comply with RSMo 292.675 and Article 1.3, E, of Section 007213, General Conditions.

6.0 ENVIRONMENTAL MANAGEMENT SYSTEM (eMS):

The Missouri Army National Guard (MOARNG) has implemented an Environmental Management System (eMS). One of the key components of the eMS is the establishment of an Environmental Policy that must be communicated to all persons working for or on behalf of the organization including all suppliers and contractors. This policy stresses commitment to compliance with accepted environmental practices, and meeting or exceeding applicable environmental requirements, legal and otherwise. This policy also stresses commitment to waste minimization, pollution prevention, and management of personnel, processes, real property, and materials in a manner to reduce environmental impacts. The policy is available upon request to all parties by contacting the Environmental Management Office at (573) 638-9514.

7.0 OFF-SITE BORROW & SPOIL DEPOSIT SITES FOR FEDERALLY FUNDED PROJECTS:

All Federally funded projects which involve off-site borrow and/or off-site spoil deposit sites will require written certification that the site(s) are in compliance with the National Environmental Protection Act and all related applicable Federal and State laws and regulations. If the need for off-site borrow and/or spoil sites is stipulated in the Contract Documents, the following applies:

- A. The Contractor is required to use only the designated site described in the Contract Documents. If another off-site area is proposed by the Contractor, the Contractor must provide written certification to the Division of Facilities Management, Design and Construction Project Representative that the proposed borrow or spoil site has been cleared of environmental concerns in accordance with all applicable Federal and State laws and regulations. These include but are not limited to the following: Clean Water Act; the Endangered Species Act; the National Historic Preservation Act (NHPA) (The site must have Section 106 Clearance); the Farmland Protection Act; Resource Conservation and Recovery Act; Comprehensive Environmental Response; Compensation and Liability Act; and RSMo Chapter 194, Section 194.400, Unmarked Human Burial Sites. Certifications shall include clearance letters and other evidence of coordination with the appropriate regulatory agencies. The Missouri Historic Preservation Office, PO Box 176 Jefferson City, MO 65102, may be contacted to provide assistance with the NHPA and cultural resource issues pertaining to the borrow and spoil site regulations. The Missouri State Historic Preservation Office can provide a list of qualified and certified archaeologists to assist in borrow and spoil site investigations.
- B. If project conditions require off-site borrow or off-site deposit of spoils, the Contractor will be required to provide written certification to the Division of Facilities Management, Design and Construction Project Representative that the proposed borrow or spoil site has been cleared of environmental concerns in accordance with all applicable Federal and State laws and regulations. These include but are not limited to the following: Clean Water Act; the Endangered Species Act; the National Historic Preservation Act (NHPA) (The site must have Section 106 Clearance); the Farmland Protection Act; Resource Conservation and Recovery Act; Comprehensive Environmental Response; Compensation and Liability Act; and RSMo Chapter 194, Section 194.400, Unmarked Human Burial Sites. Certifications shall include clearance letters and other evidence of coordination with the appropriate regulatory agencies. The Missouri Historic Preservation Office, PO Box 176 Jefferson City, MO 65102, may be contacted to provide assistance with the NHPA and cultural resource issues pertaining to the borrow and spoil site regulations. The Missouri State Historic Preservation Office can provide a list of qualified and certified archaeologists to assist in borrow and spoil site investigations.
- C. The Owner recognizes that additional time (beyond what is allowed in the Construction Contract) may be required in order to secure the aforementioned certifications and approvals. Should more time be required, the Owner will consider approval of a no-cost time extension contract change. The Contractor will be required to provide documentation that substantiates the need for the time extension.

**SECTION 007333 - SUPPLEMENTARY GENERAL CONDITIONS
FOR FEDERALLY FUNDED/ASSISTED CONSTRUCTION PROJECTS**

1.0 Notice of Federal Funding

This project is being performed in whole or in part using federal funds. Therefore, all work or services performed by the Contractor and its subcontractors shall be subject to the terms and conditions set forth below in addition to all terms and conditions in the Construction Contract, General Conditions, and other contract documents. The concepts, rules, and guidelines set forth in 2 C.F.R. 200 describing allowable costs and administrative requirements apply.

2.0 Definitions

As used herein, “Federal Government” means the government of the United States of America. “Federal Agency” means an agency, entity, department or division of the Federal Government that is providing funding for this project. All other terms shall have the meanings established in the Construction Contract, General Conditions, and/or Project Manual, unless such definitions conflict with a definition provided in an applicable statute or regulation.

3.0 Conflicting Terms or Conditions

To the extent that any terms or conditions set forth herein conflict with the Construction Contract or its General Conditions, the more stringent of the two terms and conditions shall govern.

4.0 No Obligation by Federal Government

The Federal Government is not a party to this contract and is not subject to any obligations or liabilities to the non-Federal entity, Contractor, or any other party pertaining to any matter resulting from the contract.

5.0 Compliance with Federal Laws, Regulations and Executive Orders

The Contractor and its subcontractors and suppliers are required to comply with all applicable Federal laws, regulations, and executive orders, regardless of whether set forth herein. The Contractor shall assist and enable the State of Missouri in complying with any requirements imposed by the Federal Agency as a condition of funding.

6.0 Compliance with Civil Rights Provisions

The Contractor shall comply with all Federal statutes, executive orders, and regulations relating to nondiscrimination. These include, but are not limited to the following:

Title VI of the Civil Rights Act of 1964 (P.L. 88-352) which prohibits discrimination on the basis of race, color or national origin;

Title IX of the Education Amendments of 1972, as amended (20 U.S.C. §§1681-1683, and 1685-1686), which prohibits discrimination on the basis of sex;

Section 504 of the Rehabilitation Act of 1973, as amended (29 U.S.C. §794), which prohibits discrimination on the basis of handicaps;

The Age Discrimination Act of 1975, as amended (42 U.S.C. §§6101-6107), which prohibits discrimination on the basis of age;

Title VIII of the Civil Rights Act of 1968 (42 U.S.C. §§3601 et seq.), as amended, relating to nondiscrimination in the sale, rental or financing of housing;

Title VII of the Civil Rights Act of 1964 (42 U.S.C. part 2000(e), which prohibits discrimination against employees on the basis of religion;

Any other nondiscrimination provisions in the specific statute(s) under which application for Federal assistance is being made; and

The requirements of any other nondiscrimination statute(s) that may apply to the application.

7.0 Equal Employment Opportunity (41 C.F.R. 60-1.4(b)).

During the performance of this contract, the Contractor agrees as follows:

- (1) The Contractor will not discriminate against any employee or applicant for employment because of race, color, religion, sex, sexual orientation, gender identity, or national origin. The Contractor will take affirmative action to ensure that applicants are employed, and that employees are treated during employment without regard to their race, color, religion, sex, sexual orientation, gender identity, or national origin. Such action shall include, but not be limited to the following:

Employment, upgrading, demotion, or transfer; recruitment or recruitment advertising; layoff or termination; rates of pay or other forms of compensation; and selection for training, including apprenticeship. The Contractor agrees to post in conspicuous places, available to employees and applicants for employment, notices to be provided setting forth the provisions of this nondiscrimination clause.

- (2) The Contractor will, in all solicitations or advertisements for employees placed by or on behalf of the Contractor, state that all qualified applicants will receive consideration for employment without regard to race, color, religion, sex, sexual orientation, gender identity, or national origin.
- (3) The Contractor will not discharge or in any other manner discriminate against any employee or applicant for employment because such employee or applicant has inquired about, discussed, or disclosed the compensation of the employee or applicants or another employee or applicant. This provision shall not apply to instances in which an employee who has access to the compensation information of other employees or applicants as a part of such employee's essential job functions discloses the compensation of such other employees or applicants to individuals who do not otherwise have access to such information, unless such disclosure is in response to a formal complaint or charge, in furtherance of an investigation, proceeding, hearing, or action, including an investigation conducted by the employer, or is consistent with the Contractor's legal duty to furnish information.
- (4) The Contractor will send to each labor union or representative of workers with which he has a collective bargaining agreement or other contract or understanding, a notice to be provided advising the said labor union or workers' representatives of the Contractor's commitments under this section, and shall post copies of the notice in conspicuous places available to employees and applicants for employment.

- (5) The Contractor will comply with all provisions of Executive Order 11246 of September 24, 1965, and of the rules, regulations, and relevant orders of the Secretary of Labor.
- (6) The Contractor will furnish all information and reports required by Executive Order 11246 of September 24, 1965, and by rules, regulations, and orders of the Secretary of Labor, or pursuant thereto, and will permit access to his books, records, and accounts by the administering agency and the Secretary of Labor for purposes of investigation to ascertain compliance with such rules, regulations, and orders.
- (7) In the event of the Contractor's noncompliance with the nondiscrimination clauses of this contract or with any of the said rules, regulations, or orders, this contract may be canceled, terminated, or suspended in whole or in part and the Contractor may be declared ineligible for further Government contracts or federally assisted construction contracts in accordance with procedures authorized in Executive Order 11246 of September 24, 1965, and such other sanctions may be imposed and remedies invoked as provided in Executive Order 11246 of September 24, 1965, or by rule, regulation, or order of the Secretary of Labor, or as otherwise provided by law.
- (8) The Contractor will include the portion of the sentence immediately preceding paragraph (1) and the provisions of paragraphs (1) through (8) in every subcontract or purchase order unless exempted by rules, regulations, or orders of the Secretary of Labor issued pursuant to section 204 of Executive Order 11246 of September 24, 1965, so that such provisions will be binding upon each subcontractor or vendor. The Contractor will take such action with respect to any subcontract or purchase order as the administering agency may direct as a means of enforcing such provisions, including sanctions for noncompliance:

Provided, however, that in the event a Contractor becomes involved in, or is threatened with, litigation with a subcontractor or vendor as a result of such direction by the administering agency, the Contractor may request the United States to enter into such litigation to protect the interests of the United States.

The applicant further agrees that it will be bound by the above equal opportunity clause with respect to its own employment practices when it participates in federally assisted construction work: *Provided*, That if the applicant so participating is a State or local government, the above equal opportunity clause is not applicable to any agency, instrumentality or subdivision of such government which does not participate in work on or under the contract.

The applicant agrees that it will assist and cooperate actively with the administering agency and the Secretary of Labor in obtaining the compliance of contractors and sub contractors with the equal opportunity clause and the rules, regulations, and relevant orders of the Secretary of Labor, that it will furnish the administering agency and the Secretary of Labor such information as they may require for the supervision of such compliance, and that it will otherwise assist the administering agency in the discharge of the agency's primary responsibility for securing compliance.

The applicant further agrees that it will refrain from entering into any contract or contract modification subject to Executive Order 11246 of September 24, 1965, with a contractor debarred from, or who has not demonstrated eligibility for, Government contracts and federally assisted construction contracts pursuant to the Executive Order and will carry out such sanctions and penalties for violation of the equal opportunity clause as may be imposed upon contractors and sub contractors by the administering agency or the Secretary of Labor pursuant to Part II, Subpart D of the Executive Order. In addition, the applicant agrees that if it fails or refuses to comply with these undertakings, the administering agency may take any or all of the following actions: Cancel, terminate, or suspend in whole or in part this grant (contract, loan, insurance, guarantee); refrain from extending any further assistance to the applicant under the program with respect to which the failure or refund occurred

until satisfactory assurance of future compliance has been received from such applicant; and refer the case to the Department of Justice for appropriate legal proceedings.

8.0 Notice of Requirement for Affirmative Action To Ensure Equal Employment Opportunity
(Executive Order 11246, 41 C.F.R. 60-4.2)

(1) The Offeror's or Bidder's attention is called to the "Equal Opportunity Clause" and the "Standard Federal Equal Employment Specifications" set forth herein.

(2) The goals and timetables for minority and female participation, expressed in percentage terms for the Contractor's aggregate workforce in each trade on all construction work in the covered area, are as follows:

Time-tables	Goals for minority participation for each trade	Goals for female participation in each trade
107	14.7	6.9

These goals are applicable to all the Contractor's construction work (whether or not it is Federal or federally assisted) performed in the covered area. If the contractor performs construction work in a geographical area located outside of the covered area, it shall apply the goals established for such geographical area where the work is actually performed. With regard to this second area, the contractor also is subject to the goals for both its federally involved and nonfederally involved construction.

The Contractor's compliance with the Executive Order and the regulations in 41 C.F.R. pt. 60-4 shall be based on its implementation of the Equal Opportunity Clause, specific affirmative action obligations required by the specifications set forth in 41 C.F.R. 60-4.3(a), and its efforts to meet the goals. The hours of minority and female employment and training must be substantially uniform throughout the length of the contract, and in each trade, and the contractor shall make a good faith effort to employ minorities and women evenly on each of its projects. The transfer of minority or female employees or trainees from Contractor to Contractor or from project to project for the sole purpose of meeting the Contractor's goals shall be a violation of the contract, the Executive Order and the regulations in 41 C.F.R. pt. 60-4. Compliance with the goals will be measured against the total work hours performed.

(3) The Contractor shall provide written notification to the Director of the Office of Federal Contract Compliance Programs within 10 working days of award of any construction subcontract in excess of \$10,000 at any tier for construction work under the contract resulting from this solicitation. The notification shall list the name, address and telephone number of the subcontractor; employer identification number of the subcontractor; estimated dollar amount of the subcontract; estimated starting and completion dates of the subcontract; and the geographical area in which the subcontract is to be performed.

(4) As used in this Notice, and in the contract resulting from this solicitation, the "covered area" is (insert description of the geographical areas where the contract is to be performed giving the state, county and city, if any).

9.0 Standard Federal Equal Employment Opportunity Construction Contract Specifications
(Executive Order 11246 - 41 C.F.R. 60-4.3)

(1) As used in these specifications:

a. "Covered area" means the geographical area described in the solicitation from which this contract resulted;

b. "Director" means Director, Office of Federal Contract Compliance Programs, United States Department of Labor, or any person to whom the Director delegates authority;

c. "Employer identification number" means the Federal Social Security number used on the Employer's Quarterly Federal Tax Return, U.S. Treasury Department Form 941.

d. "Minority" includes:

(i) Black (all persons having origins in any of the Black African racial groups not of Hispanic origin);

(ii) Hispanic (all persons of Mexican, Puerto Rican, Cuban, Central or South American or other Spanish Culture or origin, regardless of race);

(iii) Asian and Pacific Islander (all persons having origins in any of the original peoples of the Far East, Southeast Asia, the Indian Subcontinent, or the Pacific Islands); and

(iv) American Indian or Alaskan Native (all persons having origins in any of the original peoples of North America and maintaining identifiable tribal affiliations through membership and participation or community identification).

(2) Whenever the Contractor, or any subcontractor at any tier, subcontracts a portion of the work involving any construction trade, it shall physically include in each subcontract in excess of \$10,000 the provisions of these specifications and the Notice which contains the applicable goals for minority and female participation and which is set forth in the solicitations from which this contract resulted.

(3) If the Contractor is participating (pursuant to 41 C.F.R. 60-4.5) in a Hometown Plan approved by the U.S. Department of Labor in the covered area either individually or through an association, its affirmative action obligations on all work in the Plan area (including goals and timetables) shall be in accordance with that Plan for those trades which have unions participating in the Plan. Contractors must be able to demonstrate their participation in and compliance with the provisions of any such Hometown Plan. Each contractor or subcontractor participating in an approved Plan is individually required to comply with its obligations under the EEO clause, and to make a good faith effort to achieve each goal under the Plan in each trade in which it has employees. The overall good faith performance by other contractors or subcontractors toward a goal in an approved Plan does not excuse any covered contractor's or subcontractor's failure to take good faith efforts to achieve the Plan goals and timetables.

(4) The Contractor shall implement the specific affirmative action standards provided in paragraphs 7 a through p of these specifications. The goals set forth in the solicitation from which this contract resulted are expressed as percentages of the total hours of employment and training of minority and female utilization the Contractor should reasonably be able to achieve in each construction trade in which it has employees in the covered area. Covered Construction contractors performing construction work in geographical areas where they do not have a Federal or federally assisted construction contract shall apply the minority and female goals established for the geographical area where the work is being performed. Goals are published periodically in the FEDERAL REGISTER in notice form, and such notices may be obtained from any Office of Federal Contract Compliance Programs office or from Federal procurement

contracting officers. The Contractor is expected to make substantially uniform progress in meeting its goals in each craft during the period specified.

(5) Neither the provisions of any collective bargaining agreement, nor the failure by a union with whom the Contractor has a collective bargaining agreement, to refer either minorities or women shall excuse the Contractor's obligations under these specifications, Executive Order 11246, or the regulations promulgated pursuant thereto.

(6) In order for the nonworking training hours of apprentices and trainees to be counted in meeting the goals, such apprentices and trainees must be employed by the Contractor during the training period, and the Contractor must have made a commitment to employ the apprentices and trainees at the completion of their training, subject to the availability of employment opportunities. Trainees must be trained pursuant to training programs approved by the U.S. Department of Labor.

(7) The Contractor shall take specific affirmative actions to ensure equal employment opportunity. The evaluation of the Contractor's compliance with these specifications shall be based upon its effort to achieve maximum results from its actions. The Contractor shall document these efforts fully, and shall implement affirmative action steps at least as extensive as the following:

a. Ensure and maintain a working environment free of harassment, intimidation, and coercion at all sites, and in all facilities at which the Contractor's employees are assigned to work. The Contractor, where possible, will assign two or more women to each construction project. The Contractor shall specifically ensure that all foremen, superintendents, and other on-site supervisory personnel are aware of and carry out the Contractor's obligation to maintain such a working environment, with specific attention to minority or female individuals working at such sites or in such facilities.

b. Establish and maintain a current list of minority and female recruitment sources, provide written notification to minority and female recruitment sources and to community organizations when the Contractor or its unions have employment opportunities available, and maintain a record of the organizations' responses.

c. Maintain a current file of the names, addresses and telephone numbers of each minority and female off-the-street applicant and minority or female referral from a union, a recruitment source or community organization and of what action was taken with respect to each such individual. If such individual was sent to the union hiring hall for referral and was not referred back to the Contractor by the union or, if referred, not employed by the Contractor, this shall be documented in the file with the reason therefor, along with whatever additional actions the Contractor may have taken.

d. Provide immediate written notification to the Director when the union or unions with which the Contractor has a collective bargaining agreement has not referred to the Contractor a minority person or woman sent by the Contractor, or when the Contractor has other information that the union referral process has impeded the Contractor's efforts to meet its obligations.

e. Develop on-the-job training opportunities and/or participate in training programs for the area which expressly include minorities and women, including upgrading programs and apprenticeship and trainee programs relevant to the Contractor's employment needs, especially those programs funded or approved by the Department of Labor. The Contractor shall provide notice of these programs to the sources compiled under 7b above.

f. Disseminate the Contractor's EEO policy by providing notice of the policy to unions and training programs and requesting their cooperation in assisting the Contractor in meeting its EEO obligations; by including it in any policy manual and collective bargaining agreement; by publicizing it in the company newspaper, annual report, etc.; by specific review of the policy with all management personnel and with all minority and female employees at least once a year; and by posting the company EEO policy on bulletin boards accessible to all employees at each location where construction work is performed.

g. Review, at least annually, the company's EEO policy and affirmative action obligations under these specifications with all employees having any responsibility for hiring, assignment, layoff, termination or other employment decisions including specific review of these items with onsite supervisory personnel such as Superintendents, General Foremen, etc., prior to the initiation of construction work at any job site. A written record shall be made and maintained identifying the time and place of these meetings, persons attending, subject matter discussed, and disposition of the subject matter.

h. Disseminate the Contractor's EEO policy externally by including it in any advertising in the news media, specifically including minority and female news media, and providing written notification to and discussing the Contractor's EEO policy with other contractors and subcontractors with whom the Contractor does or anticipates doing business.

i. Direct its recruitment efforts, both oral and written, to minority, female and community organizations, to schools with minority and female students and to minority and female recruitment and training organizations serving the Contractor's recruitment area and employment needs. Not later than one month prior to the date for the acceptance of applications for apprenticeship or other training by any recruitment source, the Contractor shall send written notification to organizations such as the above, describing the openings, screening procedures, and tests to be used in the selection process.

j. Encourage present minority and female employees to recruit other minority persons and women and, where reasonable, provide after school, summer and vacation employment to minority and female youth both on the site and in other areas of a Contractor's work force.

k. Validate all tests and other selection requirements where there is an obligation to do so under 41 C.F.R. pt. 60-3.

l. Conduct, at least annually, an inventory and evaluation at least of all minority and female personnel for promotional opportunities and encourage these employees to seek or to prepare for, through appropriate training, etc., such opportunities.

m. Ensure that seniority practices, job classifications, work assignments and other personnel practices, do not have a discriminatory effect by continually monitoring all personnel and employment related activities to ensure that the EEO policy and the Contractor's obligations under these specifications are being carried out.

n. Ensure that all facilities and company activities are nonsegregated except that separate or single-user toilet and necessary changing facilities shall be provided to assure privacy between the sexes.

o. Document and maintain a record of all solicitations of offers for subcontracts from minority and female construction contractors and suppliers, including circulation of solicitations to minority and female contractor associations and other business associations.

p. Conduct a review, at least annually, of all supervisors' adherence to and performance under the Contractor's EEO policies and affirmative action obligations.

(8) Contractors are encouraged to participate in voluntary associations which assist in fulfilling one or more of their affirmative action obligations (7a through p). The efforts of a contractor association, joint contractor-union, contractor-community, or other similar group of which the contractor is a member and participant, may be asserted as fulfilling any one or more of its obligations under 7a through p of these Specifications provided that the contractor actively participates in the group, makes every effort to assure that the group has a positive impact on the employment of minorities and women in the industry, ensures that the concrete benefits of the program are reflected in the Contractor's minority and female workforce participation, makes a good faith effort to meet its individual goals and timetables, and can provide access to documentation which demonstrates the effectiveness of actions taken on behalf of the Contractor. The obligation to comply, however, is the Contractor's and failure of such a group to fulfill an obligation shall not be a defense for the Contractor's noncompliance.

(9) A single goal for minorities and a separate single goal for women have been established. The Contractor, however, is required to provide equal employment opportunity and to take affirmative action for all minority groups, both male and female, and all women, both minority and non-minority. Consequently, the Contractor may be in violation of the Executive Order if a particular group is employed in a substantially disparate manner (for example, even though the Contractor has achieved its goals for women generally, the Contractor may be in violation of the Executive Order if a specific minority group of women is underutilized).

(10) The Contractor shall not use the goals and timetables or affirmative action standards to discriminate against any person because of race, color, religion, sex, sexual orientation, gender identity, or national origin.

(11) The Contractor shall not enter into any Subcontract with any person or firm debarred from Government contracts pursuant to Executive Order 11246.

(12) The Contractor shall carry out such sanctions and penalties for violation of these specifications and of the Equal Opportunity Clause, including suspension, termination and cancellation of existing subcontracts as may be imposed or ordered pursuant to Executive Order 11246, as amended, and its implementing regulations, by the Office of Federal Contract Compliance Programs. Any Contractor who fails to carry out such sanctions and penalties shall be in violation of these specifications and Executive Order 11246, as amended.

(13) The Contractor, in fulfilling its obligations under these specifications, shall implement specific affirmative action steps, at least as extensive as those standards prescribed in paragraph 7 of these specifications, so as to achieve maximum results from its efforts to ensure equal employment opportunity. If the Contractor fails to comply with the requirements of the Executive Order, the implementing regulations, or these specifications, the Director shall proceed in accordance with 41 C.F.R. 60-4.8.

(14) The Contractor shall designate a responsible official to monitor all employment related activity to ensure that the company EEO policy is being carried out, to submit reports relating to the provisions hereof as may be required by the Government and to keep records. Records shall at least include for each employee the name, address, telephone numbers, construction trade, union affiliation if any, employee identification number when assigned, social security number, race, sex, status (e.g., mechanic, apprentice trainee, helper, or laborer), dates of changes in status, hours worked per week in the indicated trade, rate of pay, and locations at which the work was performed. Records shall be maintained in an easily

understandable and retrievable form; however, to the degree that existing records satisfy this requirement, contractors shall not be required to maintain separate records.

(15) Nothing herein provided shall be construed as a limitation upon the application of other laws which establish different standards of compliance or upon the application of requirements for the hiring of local or other area residents (e.g., those under the Public Works Employment Act of 1977 and the Community Development Block Grant Program).

10.0 Prohibition of Segregated Facilities

- (1) The Contractor agrees that it does not and will not maintain or provide for its employees any segregated facilities at any of its establishments, and that it does not and will not permit its employees to perform their services at any location under its control where segregated facilities are maintained. The Contractor agrees that a breach of this clause is a violation of the Equal Employment Opportunity clause in this contract.
- (2) “Segregated facilities,” as used in this clause, means any waiting rooms, work areas, rest rooms and wash rooms, restaurants and other eating areas, time clocks, locker rooms and other storage or dressing areas, parking lots, drinking fountains, recreation or entertainment areas, transportation, and housing facilities provided for employees that are segregated by explicit directive or are in fact segregated on the basis of race, color, religion, sex, or national origin because of written or oral policies or employee custom. The term does not include separate or single-user rest rooms or necessary dressing or sleeping areas provided to assure privacy between the sexes.
- (3) The Contractor shall include this clause in every subcontract and purchase order that is subject to the Equal Employment Opportunity clause of this contract.

11.0 Davis-Bacon Act (40 U.S.C. §§ 3141-3144, and §§ 3146-3148, and 29 C.F.R. pt. 5)

- (1) Minimum wages.
 - (i) All laborers and mechanics employed or working upon the site of the work (or under the United States Housing Act of 1937 or under the Housing Act of 1949 in the construction or development of the project), will be paid unconditionally and not less often than once a week, and without subsequent deduction or rebate on any account (except such payroll deductions as are permitted by regulations issued by the Secretary of Labor under the Copeland Act (29 C.F.R. pt. 3)), the full amount of wages and bona fide fringe benefits (or cash equivalents thereof) due at time of payment computed at rates not less than those contained in the wage determination of the Secretary of Labor which is attached hereto and made a part hereof, regardless of any contractual relationship which may be alleged to exist between the Contractor and such laborers and mechanics. Contributions made or costs reasonably anticipated for bona fide fringe benefits under section 1(b)(2) of the Davis–Bacon Act on behalf of laborers or mechanics are considered wages paid to such laborers or mechanics, subject to the provisions of paragraph (a)(1)(iv) of this section; also, regular contributions made or costs incurred for more than a weekly period (but not less often than quarterly) under plans, funds, or programs which cover the particular weekly period, are deemed to be constructively made or incurred during such weekly period. Such laborers and mechanics shall be paid the appropriate wage rate and fringe benefits on the wage determination for the classification of work actually performed, without regard to skill,

except as provided in § 5.5(a)(4). Laborers or mechanics performing work in more than one classification may be compensated at the rate specified for each classification for the time actually worked therein: *Provided*, That the employer's payroll records accurately set forth the time spent in each classification in which work is performed. The wage determination (including any additional classification and wage rates conformed under paragraph (a)(1)(ii) of this section) and the Davis–Bacon poster (WH–1321) shall be posted at all times by the Contractor and its subcontractors at the site of the work in a prominent and accessible place where it can be easily seen by the workers.

- (ii)(A) The contracting officer shall require that any class of laborers or mechanics, including helpers, which is not listed in the wage determination and which is to be employed under the contract shall be classified in conformance with the wage determination. The contracting officer shall approve an additional classification and wage rate and fringe benefits therefore only when the following criteria have been met:
- (1) The work to be performed by the classification requested is not performed by a classification in the wage determination; and
 - (2) The classification is utilized in the area by the construction industry; and
 - (3) The proposed wage rate, including any bona fide fringe benefits, bears a reasonable relationship to the wage rates contained in the wage determination.
- (B) If the Contractor and the laborers and mechanics to be employed in the classification (if known), or their representatives, and the contracting officer agree on the classification and wage rate (including the amount designated for fringe benefits where appropriate), a report of the action taken shall be sent by the contracting officer to the Administrator of the Wage and Hour Division, U.S. Department of Labor, Washington, DC 20210. The Administrator, or an authorized representative, will approve, modify, or disapprove every additional classification action within 30 days of receipt and so advise the contracting officer or will notify the contracting officer within the 30–day period that additional time is necessary.
- (C) In the event the Contractor, the laborers or mechanics to be employed in the classification or their representatives, and the contracting officer do not agree on the proposed classification and wage rate (including the amount designated for fringe benefits, where appropriate), the contracting officer shall refer the questions, including the views of all interested parties and the recommendation of the contracting officer, to the Administrator for determination. The Administrator, or an authorized representative, will issue a determination within 30 days of receipt and so advise the contracting officer or will notify the contracting officer within the 30–day period that additional time is necessary.
- (D) The wage rate (including fringe benefits where appropriate) determined pursuant to paragraphs (a)(1)(ii)(B) or (C) of this section, shall be paid to all workers performing work in the classification under this contract from the first day on which work is performed in the classification.
- (iii) Whenever the minimum wage rate prescribed in the contract for a class of laborers or mechanics includes a fringe benefit which is not expressed as an hourly rate, the Contractor shall either pay the benefit as stated in the wage determination or shall pay another bona fide fringe benefit or an hourly cash equivalent thereof.
- (iv) If the Contractor does not make payments to a trustee or other third person, the Contractor may consider as part of the wages of any laborer or mechanic the amount of any costs reasonably anticipated in

providing bona fide fringe benefits under a plan or program, *Provided*, That the Secretary of Labor has found, upon the written request of the Contractor, that the applicable standards of the Davis–Bacon Act have been met. The Secretary of Labor may require the Contractor to set aside in a separate account assets for the meeting of obligations under the plan or program.

(2) Withholding. The (write in name of Federal Agency or the loan or grant recipient) shall upon its own action or upon written request of an authorized representative of the Department of Labor withhold or cause to be withheld from the Contractor under this contract or any other Federal contract with the same prime Contractor, or any other federally-assisted contract subject to Davis–Bacon prevailing wage requirements, which is held by the same prime Contractor, so much of the accrued payments or advances as may be considered necessary to pay laborers and mechanics, including apprentices, trainees, and helpers, employed by the Contractor or any subcontractor the full amount of wages required by the contract. In the event of failure to pay any laborer or mechanic, including any apprentice, trainee, or helper, employed or working on the site of the work (or under the United States Housing Act of 1937 or under the Housing Act of 1949 in the construction or development of the project), all or part of the wages required by the contract, the (Agency) may, after written notice to the Contractor, sponsor, applicant, or owner, take such action as may be necessary to cause the suspension of any further payment, advance, or guarantee of funds until such violations have ceased.

(3) Payrolls and basic records.

(i) Payrolls and basic records relating thereto shall be maintained by the Contractor during the course of the work and preserved for a period of three years thereafter for all laborers and mechanics working at the site of the work (or under the United States Housing Act of 1937, or under the Housing Act of 1949, in the construction or development of the project). Such records shall contain the name, address, and social security number of each such worker, his or her correct classification, hourly rates of wages paid (including rates of contributions or costs anticipated for bona fide fringe benefits or cash equivalents thereof of the types described in section 1(b)(2)(B) of the Davis–Bacon Act), daily and weekly number of hours worked, deductions made and actual wages paid. Whenever the Secretary of Labor has found under 29 C.F.R. 5.5(a)(1)(iv) that the wages of any laborer or mechanic include the amount of any costs reasonably anticipated in providing benefits under a plan or program described in section 1(b)(2)(B) of the Davis–Bacon Act, the Contractor shall maintain records which show that the commitment to provide such benefits is enforceable, that the plan or program is financially responsible, and that the plan or program has been communicated in writing to the laborers or mechanics affected, and records which show the costs anticipated or the actual cost incurred in providing such benefits. Contractors employing apprentices or trainees under approved programs shall maintain written evidence of the registration of apprenticeship programs and certification of trainee programs, the registration of the apprentices and trainees, and the ratios and wage rates prescribed in the applicable programs.

(ii)(A) The Contractor shall submit weekly for each week in which any contract work is performed a copy of all payrolls to the (write in name of appropriate federal agency) if the agency is a party to the contract, but if the agency is not such a party, the Contractor will submit the payrolls to the applicant, sponsor, or owner, as the case may be, for transmission to the (write in name of agency). The payrolls submitted shall set out accurately and completely all of the information required to be maintained under 29 C.F.R. 5.5(a)(3)(i), except that full social security numbers and home addresses shall not be included on weekly transmittals. Instead the payrolls shall only need to include an individually identifying number for each employee (e.g., the last four digits of the employee's social security number). The required weekly payroll information may be submitted in any form desired. Optional Form WH–347 is available for this purpose from the Wage and Hour Division Web site at <http://www.dol.gov/esa/whd/forms/wh347instr.htm> or its successor site. The prime Contractor is

responsible for the submission of copies of payrolls by all subcontractors. Contractors and subcontractors shall maintain the full social security number and current address of each covered worker, and shall provide them upon request to the (write in name of appropriate federal agency) if the agency is a party to the contract, but if the agency is not such a party, the Contractor will submit them to the applicant, sponsor, or owner, as the case may be, for transmission to the (write in name of agency), the Contractor, or the Wage and Hour Division of the Department of Labor for purposes of an investigation or audit of compliance with prevailing wage requirements. It is not a violation of this section for a prime Contractor to require a subcontractor to provide addresses and social security numbers to the prime Contractor for its own records, without weekly submission to the sponsoring government agency (or the applicant, sponsor, or owner).

(B) Each payroll submitted shall be accompanied by a “Statement of Compliance,” signed by the Contractor or subcontractor or his or her agent who pays or supervises the payment of the persons employed under the contract and shall certify the following:

(1) That the payroll for the payroll period contains the information required to be provided under § 5.5 (a)(3)(ii) of Regulations, 29 C.F.R. pt. 5, the appropriate information is being maintained under § 5.5 (a)(3)(i) of Regulations, 29 C.F.R. pt. 5, and that such information is correct and complete;

(2) That each laborer or mechanic (including each helper, apprentice, and trainee) employed on the contract during the payroll period has been paid the full weekly wages earned, without rebate, either directly or indirectly, and that no deductions have been made either directly or indirectly from the full wages earned, other than permissible deductions as set forth in Regulations, 29 C.F.R. pt. 3;

(3) That each laborer or mechanic has been paid not less than the applicable wage rates and fringe benefits or cash equivalents for the classification of work performed, as specified in the applicable wage determination incorporated into the contract.

(C) The weekly submission of a properly executed certification set forth on the reverse side of Optional Form WH-347 shall satisfy the requirement for submission of the “Statement of Compliance” required by paragraph (a)(3)(ii)(B) of this section.

(D) The falsification of any of the above certifications may subject the Contractor or subcontractor to civil or criminal prosecution under section 1001 of title 18 and section 231 of title 31 of the United States Code.

(iii) The Contractor or subcontractor shall make the records required under paragraph (a)(3)(i) of this section available for inspection, copying, or transcription by authorized representatives of the (write the name of the agency) or the Department of Labor, and shall permit such representatives to interview employees during working hours on the job. If the Contractor or subcontractor fails to submit the required records or to make them available, the Federal Agency may, after written notice to the Contractor, sponsor, applicant, or owner, take such action as may be necessary to cause the suspension of any further payment, advance, or guarantee of funds. Furthermore, failure to submit the required records upon request or to make such records available may be grounds for debarment action pursuant to 29 C.F.R. 5.12.

(4) Apprentices and trainees—

(i) Apprentices. Apprentices will be permitted to work at less than the predetermined rate for the work they performed when they are employed pursuant to and individually registered in a bona fide apprenticeship

program registered with the U.S. Department of Labor, Employment and Training Administration, Office of Apprenticeship Training, Employer and Labor Services, or with a State Apprenticeship Agency recognized by the Office, or if a person is employed in his or her first 90 days of probationary employment as an apprentice in such an apprenticeship program, who is not individually registered in the program, but who has been certified by the Office of Apprenticeship Training, Employer and Labor Services or a State Apprenticeship Agency (where appropriate) to be eligible for probationary employment as an apprentice. The allowable ratio of apprentices to journeymen on the job site in any craft classification shall not be greater than the ratio permitted to the Contractor as to the entire work force under the registered program. Any worker listed on a payroll at an apprentice wage rate, who is not registered or otherwise employed as stated above, shall be paid not less than the applicable wage rate on the wage determination for the classification of work actually performed. In addition, any apprentice performing work on the job site in excess of the ratio permitted under the registered program shall be paid not less than the applicable wage rate on the wage determination for the work actually performed. Where a Contractor is performing construction on a project in a locality other than that in which its program is registered, the ratios and wage rates (expressed in percentages of the journeyman's hourly rate) specified in the Contractor's or subcontractor's registered program shall be observed. Every apprentice must be paid at not less than the rate specified in the registered program for the apprentice's level of progress, expressed as a percentage of the journeymen hourly rate specified in the applicable wage determination. Apprentices shall be paid fringe benefits in accordance with the provisions of the apprenticeship program. If the apprenticeship program does not specify fringe benefits, apprentices must be paid the full amount of fringe benefits listed on the wage determination for the applicable classification. If the Administrator determines that a different practice prevails for the applicable apprentice classification, fringes shall be paid in accordance with that determination. In the event the Office of Apprenticeship Training, Employer and Labor Services, or a State Apprenticeship Agency recognized by the Office, withdraws approval of an apprenticeship program, the Contractor will no longer be permitted to utilize apprentices at less than the applicable predetermined rate for the work performed until an acceptable program is approved.

- (ii) Trainees. Except as provided in 29 C.F.R. 5.16, trainees will not be permitted to work at less than the predetermined rate for the work performed unless they are employed pursuant to and individually registered in a program which has received prior approval, evidenced by formal certification by the U.S. Department of Labor, Employment and Training Administration. The ratio of trainees to journeymen on the job site shall not be greater than permitted under the plan approved by the Employment and Training Administration. Every trainee must be paid at not less than the rate specified in the approved program for the trainee's level of progress, expressed as a percentage of the journeyman hourly rate specified in the applicable wage determination. Trainees shall be paid fringe benefits in accordance with the provisions of the trainee program. If the trainee program does not mention fringe benefits, trainees shall be paid the full amount of fringe benefits listed on the wage determination unless the Administrator of the Wage and Hour Division determines that there is an apprenticeship program associated with the corresponding journeyman wage rate on the wage determination which provides for less than full fringe benefits for apprentices. Any employee listed on the payroll at a trainee rate who is not registered and participating in a training plan approved by the Employment and Training Administration shall be paid not less than the applicable wage rate on the wage determination for the classification of work actually performed. In addition, any trainee performing work on the job site in excess of the ratio permitted under the registered program shall be paid not less than the applicable wage rate on the wage determination for the work actually performed. In the event the Employment and Training Administration withdraws approval of a training program, the Contractor will no longer be permitted to utilize trainees at less than the applicable predetermined rate for the work performed until an acceptable program is approved.

- (iii) Equal employment opportunity. The utilization of apprentices, trainees and journeymen under this part shall be in conformity with the equal employment opportunity requirements of Executive Order 11246, as amended, and 29 C.F.R. pt. 30.
- (5) Compliance with Copeland Act requirements. The Contractor shall comply with the requirements of 29 C.F.R. pt. 3, which are incorporated by reference in this contract.
- (6) Subcontracts. The Contractor or subcontractor shall insert in any subcontracts the clauses contained in 29 C.F.R. 5.5(a)(1) through (10) and such other clauses as the (write in the name of the Federal Agency) may by appropriate instructions require, and also a clause requiring the subcontractors to include these clauses in any lower tier subcontracts. The prime Contractor shall be responsible for the compliance by any subcontractor or lower tier subcontractor with all the contract clauses in 29 C.F.R. 5.5.
- (7) Contract termination: debarment. A breach of the contract clauses in 29 C.F.R. 5.5 may be grounds for termination of the contract, and for debarment as a Contractor and a subcontractor as provided in 29 C.F.R. 5.12.
- (8) Compliance with Davis–Bacon and Related Act requirements. All rulings and interpretations of the Davis–Bacon and Related Acts contained in 29 C.F.R. pts. 1, 3, and 5 are herein incorporated by reference in this contract.
- (9) Disputes concerning labor standards. Disputes arising out of the labor standards provisions of this contract shall not be subject to the general disputes clause of this contract. Such disputes shall be resolved in accordance with the procedures of the Department of Labor set forth in 29 C.F.R. pt.s 5, 6, and 7. Disputes within the meaning of this clause include disputes between the Contractor (or any of its subcontractors) and the contracting agency, the U.S. Department of Labor, or the employees or their representatives.
- (10) Certification of eligibility.
 - (i) By entering into this contract, the Contractor certifies that neither it (nor he or she) nor any person or firm who has an interest in the Contractor's firm is a person or firm ineligible to be awarded Government contracts by virtue of section 3(a) of the Davis–Bacon Act or 29 C.F.R. 5.12(a)(1).
 - (ii) No part of this contract shall be subcontracted to any person or firm ineligible for award of a Government contract by virtue of section 3(a) of the Davis–Bacon Act or 29 C.F.R. 5.12(a)(1).
 - (iii) The penalty for making false statements is prescribed in the U.S. Criminal Code, 18 U.S.C. § 1001.

11.0 Copeland “Anti-Kickback” Act

- (1) The Contractor shall comply with 18 U.S.C. § 874, 40 U.S.C. § 3145, and the requirements of 29 C.F.R. pt. 3 as may be applicable, which are incorporated by reference into this contract. The Contractor and subcontractors are prohibited from inducing, by any means, any person employed on the project to give up any part of the compensation to which the employee is entitled.
- (2) The Contractor or subcontractor shall insert in any subcontracts the clause above, and also a clause requiring the subcontractors to include these clauses in any lower tier subcontracts. The prime Contractor shall be responsible for the compliance by any subcontractor or lower tier subcontractor with all of these contract clauses.

- (3) A breach of the contract clauses above may be grounds for termination of the contract, and for debarment as a Contractor and subcontractor as provided in 29 C.F.R. 5.12.

12.0 Contract Work Hours and Safety Standards Act (40 U.S.C. 3701 to 3708, 29 C.F.R. 5.5)

- (1) Overtime requirements. No Contractor or subcontractor contracting for any part of the contract work which may require or involve the employment of laborers or mechanics shall require or permit any such laborer or mechanic in any workweek in which he or she is employed on such work to work in excess of forty hours in such workweek unless such laborer or mechanic receives compensation at a rate not less than one and one-half times the basic rate of pay for all hours worked in excess of forty hours in such workweek.
- (2) Violation; liability for unpaid wages; liquidated damages. In the event of any violation of the clause set forth in paragraph (1) of this section the Contractor and any subcontractor responsible therefor shall be liable for the unpaid wages. In addition, such Contractor and subcontractor shall be liable to the United States (in the case of work done under contract for the District of Columbia or a territory, to such District or to such territory), for liquidated damages. Such liquidated damages shall be computed with respect to each individual laborer or mechanic, including watchmen and guards, employed in violation of the clause set forth in paragraph (1) of this section, in the sum of \$27 for each calendar day on which such individual was required or permitted to work in excess of the standard workweek of forty hours without payment of the overtime wages required by the clause set forth in paragraph (b)(1) of this section.
- (3) Withholding for unpaid wages and liquidated damages. The Owner shall upon its own action or upon written request of an authorized representative of the Department of Labor withhold or cause to be withheld, from any moneys payable on account of work performed by the Contractor or subcontractor under any such contract or any other Federal contract with the same prime Contractor, or any other federally-assisted contract subject to the Contract Work Hours and Safety Standards Act, which is held by the same prime Contractor, such sums as may be determined to be necessary to satisfy any liabilities of such Contractor or subcontractor for unpaid wages and liquidated damages as provided in the clause set forth in paragraph (2) of this section.
- (4) Subcontracts. The Contractor or subcontractor shall insert in any subcontracts the clauses set forth in paragraph (1) through (4) of this section and also a clause requiring the subcontractors to include these clauses in any lower tier subcontracts. The prime Contractor shall be responsible for compliance by any subcontractor or lower tier subcontractor with the clauses set forth in paragraphs (1) through (4) of this section.

13.0 Suspension and Debarment (Executive Orders 12549 and 12689, 2 C.F.R. pt. 180)

- (1) A contract award (see 2 C.F.R. 180.220) must not be made to parties listed on the government-wide exclusions in the System for Award Management (SAM), in accordance with the OMB guidelines at 2 C.F.R. 180 that implement Executive Orders 12549 (3 C.F.R. pt. 1986 Comp., p. 189) and 12689 (3 C.F.R. pt. 1989 Comp., p. 235), "Debarment and Suspension." SAM Exclusions contains the names of parties debarred, suspended, or otherwise excluded by agencies, as well as parties declared ineligible under statutory or regulatory authority other than Executive Order 12549.

- (2) The contractor is required to verify that none of the contractor's principals (defined at 2 C.F.R. 180.995) or its affiliates (defined at 2 C.F.R. 180.905) are excluded (defined at 2 C.F.R. 180.940) or disqualified (defined at 2 C.F.R. 180.935).
- (3) The contractor must comply with 2 C.F.R. pt. 180, subpart C and the regulations of the granting Federal Agency regarding suspension and debarment, and must include a requirement to comply with these regulations in any lower tier covered transaction it enters into.
- (4) This certification is a material representation of fact relied upon by the Owner. If it is later determined that the Contractor did not comply with 2 C.F.R. pt. 180, subpart C in addition to remedies available to the Owner, the Federal Government may pursue available remedies, including but not limited to suspension and/or debarment.
- (5) By submitting a bid, the bidder or proposer agrees to comply with the requirements of 2 C.F.R. pt. 180, subpart C while this offer is valid and throughout the period of any contract that may arise from this offer. The bidder or proposer further agrees to include a provision requiring such compliance in its lower tier covered transactions.

14.0 Byrd Anti-Lobbying Amendment (31 U.S.C. § 1352)

- (1) Contractors that apply or bid for an award exceeding \$100,000 agree to file the required certification (set forth below), in compliance with 31 U.S.C. § 1352 (as amended).
- (2) Each tier certifies to the tier above that it will not and has not used Federal appropriated funds to pay any person or organization for influencing or attempting to influence an officer or employee of any agency, a Member of Congress, officer or employee of Congress, or an employee of a Member of Congress in connection with obtaining any Federal contract, grant, or any other award covered by 31 U.S.C. § 1352.
- (3) Each tier shall also disclose any lobbying with non-Federal funds that takes place in connection with obtaining any Federal award. Such disclosures are forwarded from tier to tier up to the recipient who in turn will forward the certification(s) to the awarding agency.

CERTIFICATION REGARDING LOBBYING

The Bidder or Offeror certifies by signing and submitting this bid or proposal, to the best of his or her knowledge and belief, that:

- (1) No Federal appropriated funds have been paid or will be paid, by or on behalf of the undersigned, to any person for influencing or attempting to influence an officer or employee of an agency, a Member of Congress, an officer or employee of Congress, or an employee of a Member of Congress in connection with the awarding of any Federal contract, the making of any Federal grant, the making of any Federal loan, the entering into of any cooperative agreement, and the extension, continuation, renewal, amendment, or modification of any Federal contract, grant, loan, or cooperative agreement.
- (2) If any funds other than Federal appropriated funds have been paid or will be paid to any person for influencing or attempting to influence an officer or employee of any agency, a Member of Congress, an officer or employee of Congress, or an employee of a Member of Congress in connection with this Federal contract, grant, loan, or cooperative agreement, the undersigned shall complete and submit Standard Form–LLL, “Disclosure Form to Report Lobbying,” in accordance with its instructions.

(3) The undersigned shall require that the language of this certification be included in the award documents for all subawards at all tiers (including subcontracts, subgrants, and contracts under grants, loans, and cooperative agreements) and that all subrecipients shall certify and disclose accordingly.

This certification is a material representation of fact upon which reliance was placed when this transaction was made or entered into. Submission of this certification is a prerequisite for making or entering into this transaction imposed by section 1352, title 31, U.S. Code. Any person who fails to file the required certification shall be subject to a civil penalty of not less than \$10,000 and not more than \$100,000 for each such failure.

15.0 Procurement of Recovered Materials

The Contractor shall comply with section 6002 of the Solid Waste Disposal Act, as amended by the Resource Conservation and Recovery Act (42 U.S.C. § 6962). The requirements of Section 6002 include procuring only items designated in guidelines of the Environmental Protection Agency (EPA) at 40 CFR part 247 that contain the highest percentage of recovered materials practicable, consistent with maintaining a satisfactory level of competition, where the purchase price of the item exceeds \$10,000 or the value of the quantity acquired during the preceding fiscal year exceeded \$10,000; procuring solid waste management services in a manner that maximizes energy and resource recovery; and establishing an affirmative procurement program for procurement of recovered materials identified in the EPA guidelines.

Information about this requirement, along with the list of EPA designated items, is available at EPA's Comprehensive Procurement Guidelines web site, <https://www.epa.gov/smm/comprehensive-procurement-guideline-cpg-program>.

16.0 Fair Labor Standards Act

All contracts and subcontracts that result from this solicitation incorporate by reference the provisions of 29 C.F.R. pt. 201, the Federal Fair Labor Standards Act (FLSA), with the same force and effect as if given in full text. The FLSA sets minimum wage, overtime pay, recordkeeping, and child labor standards for full and part-time workers. The Contractor has full responsibility to monitor compliance to the referenced statute or regulation. The Contractor must address any claims or disputes that arise from this requirement directly with the U.S. Department of Labor – Wage and Hour Division.

17.0 Access to Records and Reports

The Contractor must maintain an acceptable cost accounting system. The Contractor agrees to provide the Owner, the Federal Agency and the Comptroller General of the United States or any of their duly authorized representatives access to any books, documents, papers and records of the Contractor which are directly pertinent to the specific contract for the purpose of making audit, examination, excerpts and transcriptions. The Contractor agrees to maintain all books, records and reports required under this contract for a period of not less than three years after final payment is made and all pending matters are closed.

18.0 Occupational Health and Safety Act

All contracts and subcontracts that result from this solicitation incorporate by reference the requirements of 29 C.F.R. pt. 1910 with the same force and effect as if given in full text. The employer must provide a work environment that is free from recognized hazards that may cause death or serious physical harm to the employee. The employer retains full responsibility to monitor its compliance and their subcontractor's

compliance with the applicable requirements of the Occupational Safety and Health Act of 1970 (20 C.F.R. pt. 1910). The employer must address any claims or disputes that pertain to a referenced requirement directly with the U.S. Department of Labor – Occupational Safety and Health Administration.

19.0 Rights to Inventions

Contracts or agreements that include the performance of experimental, developmental, or research work must provide for the rights of the Federal Government and the Owner in any resulting invention as established by 37 C.F.R. pt. 401, Rights to Inventions Made by Non-profit Organizations and Small Business Firms under Government Grants, Contracts, and Cooperative Agreements. This contract incorporates by reference the patent and inventions rights as specified within 37 C.F.R. 401.14. Contractor must include this requirement in all sub-tier contracts involving experimental, developmental, or research work.

20.0 Energy Conservation

The Contractor agrees to comply with mandatory standards and policies relating to energy efficiency which are contained in the state energy conservation plan issued in compliance with the Energy Policy and Conservation Act (42 U.S.C. § 6201 et seq.).

21.0 Clean Air Act and Federal Water Pollution Control Act

- (1) If the amount of the Contract exceeds \$150,000, the Contractor agrees to comply with all applicable standards, orders or regulations issued pursuant to the Clean Air Act, as amended, 42 U.S.C. § 7401 et seq. and the Federal Water Pollution Control Act, as amended, 33 U.S.C. § 1251 et seq.
- (2) The Contractor agrees to report each violation to the Owner, and understands and agrees that the Owner will, in turn, report each violation as required to assure notification to the Federal Agency and the appropriate Environmental Protection Agency Regional Office.
- (3) The Contractor agrees to include these requirements in each subcontract exceeding \$150,000 financed in whole or in part with Federal assistance.

22.0 Contractor Employee Whistleblower Rights and Requirement to Inform Employees of Whistleblower Rights

- (1) This contract and employees working on this contract will be subject to the whistleblower rights and remedies in the pilot program on contractor employee whistleblower protections established at 41 U.S.C. § 4712 by section 828 of the National Defense Authorization Act for Fiscal Year 2013 (Pub. L. 112-239) and FAR 3.908.
- (2) The Contractor shall inform its employees in writing, in the predominant language of the workforce, of employee whistleblower rights and protections under 41 U.S.C. § 4712, as described in section 3.908 of the Federal Acquisition Regulation.
- (3) The Contractor shall insert the substance of this clause, including this paragraph (c), in all subcontracts over the simplified acquisition threshold.

23.0 Veteran's Preference

In the employment of labor (excluding executive, administrative, and supervisory positions), the Contractor and all sub-tier contractors must give preference to covered veterans as defined within Title 49 United States Code Section 47112. Covered veterans include Vietnam-era veterans, Persian Gulf veterans, Afghanistan-Iraq war veterans, disabled veterans, and small business concerns (as defined by 15 U.S.C. § 632) owned and controlled by disabled veterans. This preference only applies when there are covered veterans readily available and qualified to perform the work to which the employment relates.

24.0 Drug Free Workplace Act

The Contractor shall provide a drug free workplace in accordance with the Drug Free Workplace Act of 1988, 41 U.S.C. Chapter 81, and all applicable regulations. The Contractor shall report any conviction of the Contractor's personnel under a criminal drug statute for violations occurring on the Contractor's premises or off the Contractor's premises while conducting official business. A report of a conviction shall be made to the state agency within five (5) working days after the conviction.

25.0 Access Requirements for Persons with Disabilities

Contractor shall comply with 49 U.S.C. § 5301(d), stating Federal policy that the elderly and persons with disabilities have the same rights as other persons to use mass transportation services and facilities and that special efforts shall be made in planning and designing those services and facilities to implement that policy. Contractor shall also comply with all applicable requirements of Sec. 504 of the Rehabilitation Act (1973), as amended, 29 U.S.C. § 794, which prohibits discrimination on the basis of handicaps, and the Americans with Disabilities Act of 1990 (ADA), as amended, 42 U.S.C. § 12101 et seq., which requires that accessible facilities and services be made available to persons with disabilities, including any subsequent amendments thereto.

26.0 Seismic Safety

The Contractor agrees to ensure that all work performed under this contract, including work performed by subcontractors, conforms to a building code standard that provides a level of seismic safety substantially equivalent to standards established by the National Earthquake Hazards Reduction Guidelines for Contract Provisions for Obligated Sponsors and Airport Improvement Program Projects Issued on June 19, 2018 Page 61 Program (NEHRP). Local building codes that model their code after the current version of the International Building Code (IBC) meet the NEHRP equivalency level for seismic safety.

27.0 Required Use of American Iron, Steel, Manufactured Products, and Construction Materials – Build America, Buy America (Pub. L. No. 117-58, §§ 70901-52)

The Owner is the recipient of an award of Federal financial assistance from a program for infrastructure for this project. Pursuant to the Build America, Buy America Act of the Infrastructure Investment and Jobs Act ("IIJA"), Pub. L. No. 117-58, none of the funds provided under the Federal award may be used unless the requirements of the domestic content procurement preference outlined below are met. Therefore, the Contractor shall ensure the following:

- (1) all iron and steel used in the project are produced in the United States--this means all manufacturing processes, from the initial melting stage through the application of coatings, occurred in the United States;
- (2) all manufactured products used in the project are produced in the United States—this means the manufactured product was manufactured in the United States; and the cost of the components of

the manufactured product that are mined, produced, or manufactured in the United States is greater than 55 percent of the total cost of all components of the manufactured product, unless another standard for determining the minimum amount of domestic content of the manufactured product has been established under applicable law or regulation; and

(3) all construction materials are manufactured in the United States—this means that all manufacturing processes for the construction material occurred in the United States.

The Buy America preference only applies to articles, materials, and supplies that are consumed in, incorporated into, or affixed to an infrastructure project. As such, it does not apply to tools, equipment, and supplies, such as temporary scaffolding, brought to the construction site and removed at or before the completion of the infrastructure project. Nor does a Buy America preference apply to equipment and furnishings, such as movable chairs, desks, and portable computer equipment, that are used at or within the finished infrastructure project, but are not an integral part of the structure or permanently affixed to the infrastructure project.

Waivers

When necessary, recipients of Federal financial assistance may apply for, and the awarding agency may grant, a waiver from the domestic content procurement preference.

When the Federal agency has made a determination that one of the following exceptions applies, the awarding official may waive the application of the domestic content procurement preference in any case in which the agency determines that:

(1) applying the domestic content procurement preference would be inconsistent with the public interest;

(2) the types of iron, steel, manufactured products, or construction materials are not produced in the United States in sufficient and reasonably available quantities or of a satisfactory quality; or

(3) the inclusion of iron, steel, manufactured products, or construction materials produced in the United States will increase the cost of the overall project by more than 25 percent. A request to waive the application of the domestic content procurement preference must be in writing. The agency will provide instructions on the format, contents, and supporting materials required for any waiver request. Waiver requests are subject to public comment periods of no less than 15 days and must be reviewed by the Made in America Office.

There may be instances where an award qualifies, in whole or in part, for an existing waiver described on the awarding agency web site.

If the Contractor determines that an application for a waiver is necessary or an existing waiver is applicable to this project, the Contractor shall timely notify the Owner. The Owner will make a determination if a waiver is applicable or if a waiver application is necessary. The Contractor shall not submit any waiver application or information directly to the Federal agency without prior approval by the Owner.

Definitions

“Construction materials” includes an article, material, or supply—other than an item of primarily iron or steel; a manufactured product; cement and cementitious materials; aggregates such as stone, sand, or gravel;

or aggregate binding agents or additives—that is or consists primarily of: • non-ferrous metals; • plastic and polymer-based products (including polyvinylchloride, composite building materials, and polymers used in fiber optic cables); • glass (including optic glass); • lumber; or • drywall.

“Domestic content procurement preference” means all iron and steel used in the project are produced in the United States; the manufactured products used in the project are produced in the United States; or the construction materials used in the project are produced in the United States.

“Infrastructure” includes, at a minimum, the structures, facilities, and equipment for, in the United States, roads, highways, and bridges; public transportation; dams, ports, harbors, and other maritime facilities; intercity passenger and freight railroads; freight and intermodal facilities; airports; water systems, including drinking water and wastewater systems; electrical transmission facilities and systems; utilities; broadband infrastructure; and buildings and real property. Infrastructure includes facilities that generate, transport, and distribute energy.

“Project” means the construction, alteration, maintenance, or repair of infrastructure in the United States.

28.0 Prohibition on Certain Telecommunication and Video Surveillances Services or Equipment (Pub. L. 115-232, Section 889)

Section 889(b) of the John S. McCain National Defense Authorization Act for Fiscal Year 2019, Pub. L. No. 115-232, and 2 C.F.R. § 200.216 prohibit the head of a Federal executive agency and recipients or subrecipients of funds from such agencies from obligating or expending grant, cooperative agreement, loan, or loan guarantee funds on certain telecommunications products or from certain entities for national security reasons. Pursuant to such provisions, the Contractor understands and agrees that the Contractor and its subcontractors shall not obligate or expend loan or grant funds from the Federal Agency under this Contract to:

(1) Procure or obtain;

(2) Extend or renew a contract to procure or obtain; or

(3) Enter into a contract (or extend or renew a contract) to procure or obtain equipment, services, or systems that uses covered telecommunications equipment or services as a substantial or essential component of any system, or as critical technology as part of any system. As described in [Public Law 115–232](#), section 889, covered telecommunications equipment is telecommunications equipment produced by Huawei Technologies Company or ZTE Corporation (or any subsidiary or affiliate of such entities).

(i) For the purpose of public safety, security of government facilities, physical security surveillance of critical infrastructure, and other national security purposes, video surveillance and telecommunications equipment produced by Hytera Communications Corporation, Hangzhou Hikvision Digital Technology Company, or Dahua Technology Company (or any subsidiary or affiliate of such entities).


(ii) Telecommunications or video surveillance services provided by such entities or using such equipment.

(iii) Telecommunications or video surveillance equipment or services produced or provided by an entity that the Secretary of Defense, in consultation with the Director of the National Intelligence or the Director of the Federal Bureau of Investigation, reasonably believes to be an entity owned or controlled by, or otherwise connected to, the government of a covered foreign country.

Missouri

Division of Labor Standards

WAGE AND HOUR SECTION



MICHAEL L. PARSON, Governor

Annual Wage Order No. 30

Section 100
ST. LOUIS COUNTY

In accordance with Section 290.262 RSMo 2000, within thirty (30) days after a certified copy of this Annual Wage Order has been filed with the Secretary of State as indicated below, any person who may be affected by this Annual Wage Order may object by filing an objection in triplicate with the Labor and Industrial Relations Commission, P.O. Box 599, Jefferson City, MO 65102-0599. Such objections must set forth in writing the specific grounds of objection. Each objection shall certify that a copy has been furnished to the Division of Labor Standards, P.O. Box 449, Jefferson City, MO 65102-0449 pursuant to 8 CSR 20-5.010(1). A certified copy of the Annual Wage Order has been filed with the Secretary of State of Missouri.

Original Signed by _____

Todd Smith, Director
Division of Labor Standards

Filed With Secretary of State: _____ **March 10, 2023**

Last Date Objections May Be Filed: **April 10, 2023**

Prepared by Missouri Department of Labor and Industrial Relations

OCCUPATIONAL TITLE	**Prevailing Hourly Rate
Asbestos Worker	\$66.97
Boilermaker	\$41.15*
Bricklayer	\$62.54
Carpenter	\$61.56
Lather	
Linoleum Layer	
Millwright	
Pile Driver	
Cement Mason	\$58.25
Plasterer	
Communications Technician	\$62.85
Electrician (Inside Wireman)	\$73.29
Electrician Outside Lineman	\$58.76
Lineman Operator	
Lineman - Tree Trimmer	
Groundman	
Groundman - Tree Trimmer	
Elevator Constructor	\$96.60
Glazier	\$65.67
Ironworker	\$67.11
Laborer	\$52.47
General Laborer	
First Semi-Skilled	
Second Semi-Skilled	
Mason	\$50.74
Marble Mason	
Marble Finisher	
Terrazzo Worker	
Terrazzo Finisher	
Tile Setter	
Tile Finisher	
Operating Engineer	\$67.06
Group I	
Group II	
Group III	
Group III-A	
Group IV	
Group V	
Painter	\$51.81
Plumber	\$75.30
Pipe Fitter	
Roofer	\$56.75
Sheet Metal Worker	\$72.05
Sprinkler Fitter	\$78.94
Truck Driver	\$41.15*
Truck Control Service Driver	
Group I	
Group II	
Group III	
Group IV	

*The Division of Labor Standards received fewer than 1,000 reportable hours for this occupational title. The public works contracting minimum wage is established for this occupational title using data provided by Missouri Economic Research and Information Center.

**The Prevailing Hourly Rate includes any applicable fringe benefit amounts for each occupational title as defined in RSMO Section 290.210.

Heavy Construction Rates for
ST. LOUIS County

Section 100

OCCUPATIONAL TITLE	**Prevailing Hourly Rate
Carpenter	\$62.80
Millwright	
Pile Driver	
Electrician (Outside Lineman)	\$58.76
Lineman Operator	
Lineman - Tree Trimmer	
Groundman	
Groundman - Tree Trimmer	
Laborer	\$53.14
General Laborer	
Skilled Laborer	
Operating Engineer	\$67.79
Group I	
Group II	
Group III	
Group IV	
Truck Driver	\$46.49
Truck Control Service Driver	
Group I	
Group II	
Group III	
Group IV	

Use Heavy Construction Rates on Highway and Heavy construction in accordance with the classifications of construction work established in 8 CSR 30-3.040(3).

Use Building Construction Rates on Building construction in accordance with the classifications of construction work established in 8 CSR 30-3.040(2).

If a worker is performing work on a heavy construction project within an occupational title that is not listed on the Heavy Construction Rate Sheet, use the rate for that occupational title as shown on the Building Construction Rate Sheet.

*The Division of Labor Standards received fewer than 1,000 reportable hours for this occupational title. Public works contracting minimum wage is established for this occupational title using data provided by Missouri Economic Research and Information Center.

**The Prevailing Hourly Rate includes any applicable fringe benefit amounts for each occupational title.

OVERTIME and HOLIDAYS

OVERTIME

For all work performed on a Sunday or a holiday, not less than twice (2x) the prevailing hourly rate of wages for work of a similar character in the locality in which the work is performed or the public works contracting minimum wage, whichever is applicable, shall be paid to all workers employed by or on behalf of any public body engaged in the construction of public works, exclusive of maintenance work.

For all overtime work performed, not less than one and one-half (1½) the prevailing hourly rate of wages for work of a similar character in the locality in which the work is performed or the public works contracting minimum wage, whichever is applicable, shall be paid to all workers employed by or on behalf of any public body engaged in the construction of public works, exclusive of maintenance work or contractual obligation. For purposes of this subdivision, "**overtime work**" shall include work that exceeds ten hours in one day and work in excess of forty hours in one calendar week; and

A thirty-minute lunch period on each calendar day shall be allowed for each worker on a public works project, provided that such time shall not be considered as time worked.

HOLIDAYS

January first;
The last Monday in May;
July fourth;
The first Monday in September;
November eleventh;
The fourth Thursday in November; and
December twenty-fifth;

If any holiday falls on a Sunday, the following Monday shall be considered a holiday.

Superseded General Decision Number: MO20220056

State: Missouri

Construction Type: Building

Counties: Crawford, Jefferson, Lincoln, St Louis and Washington Counties in Missouri.

BUILDING CONSTRUCTION PROJECTS (does not include single family homes or apartments up to and including 4 stories).

Note: Contracts subject to the Davis-Bacon Act are generally required to pay at least the applicable minimum wage rate required under Executive Order 14026 or Executive Order 13658. Please note that these Executive Orders apply to covered contracts entered into by the federal government that are subject to the Davis-Bacon Act itself, but do not apply to contracts subject only to the Davis-Bacon Related Acts, including those set forth at 29 CFR 5.1(a)(2)-(60).

<p>If the contract is entered into on or after January 30, 2022, or the contract is renewed or extended (e.g., an option is exercised) on or after January 30, 2022:</p>	<p>. Executive Order 14026 generally applies to the contract. . The contractor must pay all covered workers at least \$16.20 per hour (or the applicable wage rate listed on this wage determination, if it is higher) for all hours spent performing on the contract in 2023.</p>
<p>If the contract was awarded on or between January 1, 2015 and January 29, 2022, and the contract is not renewed or extended on or after January 30, 2022:</p>	<p>. Executive Order 13658 generally applies to the contract. . The contractor must pay all covered workers at least \$12.15 per hour (or the applicable wage rate listed on this wage determination, if it is higher) for all hours spent performing on that contract in 2023.</p>

The applicable Executive Order minimum wage rate will be adjusted annually. If this contract is covered by one of the Executive Orders and a classification considered necessary for performance of work on the contract does not appear on this wage determination, the contractor must still submit a conformance request.

Additional information on contractor requirements and worker protections under the Executive Orders is available at <http://www.dol.gov/whd/govcontracts>.

Modification Number	Publication Date
0	01/06/2023
1	01/13/2023
2	01/20/2023
3	03/03/2023
4	03/24/2023
5	04/14/2023
6	06/30/2023

ASBE0001-005 10/03/2022

	Rates	Fringes
ASBESTOS WORKER/HEAT & FROST INSULATOR.....	\$ 43.73	26.29

BOIL0027-001 01/01/2021

	Rates	Fringes
BOILERMAKER.....	\$ 38.37	33.66

BRM0001-005 06/01/2022

JEFFERSON, LINCOLN & ST. LOUIS COUNTIES

	Rates	Fringes
BRICKLAYER.....	\$ 39.00	23.14

BRM0001-008 06/01/2022

CRAWFORD COUNTY

	Rates	Fringes
BRICKLAYER.....	\$ 39.00	23.14

BRM0011-005 06/01/2022

WASHINGTON COUNTY

	Rates	Fringes
BRICKLAYER.....	\$ 31.21	15.09
TILE SETTER.....	\$ 31.21	15.09

BRM0018-007 07/01/2022

CRAWFORD, JEFFERSON, LINCOLN & ST. LOUIS COUNTIES

	Rates	Fringes
TILE FINISHER.....	\$ 29.43	17.06
TILE SETTER.....	\$ 33.62	18.30

CARP002-001 05/01/2022

ST LOUIS COUNTY

	Rates	Fringes
CARPENTER (Including Drywall Hnaging & Form Work).....	\$ 41.62	19.50

CARP002-006 05/01/2022

JEFFERSON & LINCOLN COUNTIES

	Rates	Fringes
CARPENTER (Including Drywall Hanging & Form Work) Projects \$1 million and over.....	\$ 41.62	19.50
Projects under \$1 million...	\$ 36.53	19.50

CARP0012-001 05/01/2022

CRAWFORD COUNTY

	Rates	Fringes
CARPENTER (Including Drywall Hanging & Form Work).....	\$ 40.84	19.50

CARP0013-001 05/01/2022

WASHINGTON COUNTY

	Rates	Fringes
CARPENTER (Including Drywall Hanging & Form Work) Projects \$1 million and		

over.....	\$ 41.62	19.50
Projects under \$1 million...	\$ 36.53	19.50

 CARP1310-001 05/01/2022

	Rates	Fringes
CARPENTER (Floor Laying-Carpet and Vinyl Only)....	\$ 36.33	19.50

 ELEC0001-006 07/17/2022

JEFFERSON, LINCOLN, ST LOUIS & WASHINGTON COUNTIES

	Rates	Fringes
ELECTRICIAN (Including Low Voltage Wiring Installer; Alarm, Computer & Telephone Installation).....	\$ 43.56	29.10

 ELEC0257-002 03/01/2023

CRAWFORD COUNTY

	Rates	Fringes
ELECTRICIAN (Including Low Voltage Wiring Installer; Alarm, Computer & Telephone Installation).....	\$ 37.00	20.88

 ELEV0003-001 01/01/2023

	Rates	Fringes
ELEVATOR MECHANIC.....	\$ 57.69	37.335+a+b

a. VACATION: Employer contributes 8% of basic hourly rate as vacation pay credit for more than 5 years of service; and 6% for 6 months to 5 years of service.

b. PAID HOLIDAYS: New Year's Day, Memorial Day, Independence Day, Labor Day, Veterans' Day, Thanksgiving Day, the Friday after Thanksgiving Day and Christmas Day.

 * ENGI0513-005 05/01/2023

CRAWFORD & WASHINGTON COUNTIES

	Rates	Fringes
Power equipment operators:		
Backhoe/Excavator.....	\$ 34.61	29.50
Bobcat/Skid Loader.....	\$ 34.61	29.50
Crane.....	\$ 34.61	29.50
Forklift.....	\$ 34.61	29.50
Grader/Blade.....	\$ 34.61	29.50
Loader.....	\$ 34.61	29.50
Paver.....	\$ 34.61	29.50
Roller.....	\$ 34.61	29.50

 * ENGI0513-008 05/07/2023

JEFFERSON, LINCOLN & ST LOUIS COUNTIES

	Rates	Fringes
POWER EQUIPMENT OPERATOR:		
Backhoe/Excavator.....	\$ 41.01	29.63
Bobcat/Skid Loader.....	\$ 41.01	29.63
Crane.....	\$ 41.01	29.63
Forklift.....	\$ 41.01	29.63
Grader/Blade.....	\$ 41.01	29.63
Loader.....	\$ 41.01	29.63
Paver.....	\$ 41.01	29.63
Roller.....	\$ 41.01	29.63

IRON0396-002 08/04/2021

JEFFERSON, LINCOLN, ST. LOUIS, and WASHINGTON COUNTIES

	Rates	Fringes
IRONWORKER, ORNAMENTAL, REINFORCING AND STRUCTURAL.....	\$ 36.71	28.96

IRON0396-007 08/04/2021

CRAWFORD COUNTY

	Rates	Fringes
IRONWORKER, ORNAMENTAL, REINFORCING AND STRUCTURAL.....	\$ 32.24	28.96

LAB00042-002 03/02/2023

ST LOUIS COUNTY

	Rates	Fringes
LABORER Brick & Cement/Concrete Mason Tender.....	\$ 36.21	17.12
Common or General; Asphalt Shoveler; Brick & Cement/Concrete Mason Tender; Pipelayer.....	\$ 36.65	17.12

LAB00110-001 03/01/2023

JEFFERSON COUNTY

	Rates	Fringes
LABORER PROJECTS \$1 MILLION AND OVER: Brick & Cement/Concrete Mason Tender.....	\$ 27.36	13.12
Common or General; Asphalt Shoveler; Pipelayer.....	\$ 32.46	15.12
PROJECTS UNDER \$1 MILLION: Brick & Cement/Concrete Mason Tender.....	\$ 25.21	13.12
Common or General; Asphalt Shoveler; Pipelayer.....	\$ 30.31	15.12

LAB00110-003 03/01/2023

WASHINGTON COUNTY

	Rates	Fringes
LABORER PROJECTS \$20 AND OVER: Brick & Cement/Concrete Mason Tender.....	\$ 27.36	13.12
Common or General; Asphalt Shoveler; Pipelayer.....	\$ 32.46	15.12
PROJECTS BETWEEN \$1 MILLION & \$20 MILLION: Brick & Cement/Concrete Mason Tender.....	\$ 25.86	13.12
Common or General; Asphalt Shoveler; Pipelayer.....	\$ 30.96	15.12
PROJECTS UNDER \$1 MILLION Brick & Cement/Concrete Mason Tender.....	\$ 23.86	13.12
Common or General; Asphalt Shoveler; Pipelayer.....	\$ 28.96	15.12

LAB00660-002 03/02/2023

LINCOLN COUNTY

	Rates	Fringes
LABORER		
Common or General; Asphalt Shoveler, Brick & Cement/Concrete Mason Tender; Pipelayer.....	\$ 36.91	15.62

LAB00840-006 03/01/2023

CRAWFORD COUNTY

	Rates	Fringes
LABORER		
Brick & Cement/Concrete Mason Tender.....	\$ 30.40	14.84
Common or General; Asphalt Shoveler; Pipelayer.....	\$ 28.50	14.84

PAIN0002-007 09/01/2022

JEFFERSON, LINCOLN & ST LOUIS COUNTIES

	Rates	Fringes
PAINTER		
Brush & Roller.....	\$ 37.45	16.41
Drywall Finishing/Taping....	\$ 37.45	16.41

PAIN0513-001 11/01/2020

CRAWFORD COUNTY

	Rates	Fringes
GLAZIER.....	\$ 40.00	24.25

PAIN0513-007 11/01/2020

JEFFERSON, LINCOLN, ST. LOUIS & WASHINGTON COUNTIES

	Rates	Fringes
GLAZIER.....	\$ 40.00	24.25

PAIN1185-009 07/01/2022

CRAWFORD COUNTY

	Rates	Fringes
PAINTER		
Brush and Roller.....	\$ 31.28	14.58
Drywall Finishing/Taping....	\$ 32.28	14.58

PAIN1292-004 09/01/2022

WASHINGTON COUNTY

	Rates	Fringes
PAINTER		
Brush & Roller.....	\$ 28.58	15.36
Drywall Finishing/Taping....	\$ 29.58	15.36

PLAS0527-007 04/01/2021

JEFFERSON & ST LOUIS COUNTIES

	Rates	Fringes
CEMENT MASON/CONCRETE FINISHER...	\$ 35.96	19.58

PLAS0527-008 04/01/2021

LINCOLN & WASHINGTON COUNTIES

	Rates	Fringes
CEMENT MASON/CONCRETE FINISHER Projects \$10 million and over.....	\$ 34.79	19.58
Projects less than \$10 million.....	\$ 34.09	19.58

PLAS0527-009 04/01/2021

CRAWFORD COUNTY

	Rates	Fringes
CEMENT MASON/CONCRETE FINISHER...	\$ 34.89	19.58

PLUM0562-006 07/01/2022

JEFFERSON & ST LOUIS COUNTIES

	Rates	Fringes
PIPEFITTER, Includes HVAC Pipe Installation.....	\$ 46.60	28.08
PLUMBER, Excludes HVAC Pipe Installation.....	\$ 46.60	28.08

PLUM0562-008 07/01/2022

CRAWFORD, LINCOLN & WASHINGTON COUNTIES

	Rates	Fringes
PIPEFITTER, Includes HVAC Pipe Installation Mechanical Contracts including all piping and temperature control work \$7.0 million & under.....	\$ 44.66	21.49
Mechanical Contracts including all piping and temperature control work over \$7.0 million.....	\$ 44.66	21.49
PLUMBER, Excludes HVAC Pipe Installation Mechanical Contracts including all piping and temperature control work \$7.0 million & under.....	\$ 43.16	21.49
Mechanical Contracts including all piping and temperature control work over \$7.0 million.....	\$ 45.10	27.85

ROOF0002-001 03/01/2023

	Rates	Fringes
ROOFER.....	\$ 37.00	20.52

SFMO0268-003 01/01/2023

JEFFERSON & ST LOUIS COUNTIES

	Rates	Fringes
SPRINKLER FITTER (Fire Sprinklers).....	\$ 48.38	27.50

SFMO0669-004 04/01/2023

CRAWFORD, LINCOLN & WASHINGTON COUNTIES

Rates	Fringes
-------	---------

SPRINKLER FITTER (Fire Sprinklers).....\$ 41.00 26.35

SHEE0036-001 08/01/2022

Rates Fringes

SHEET METAL WORKER, Includes HVAC Duct and Unit Installation.....\$ 47.43 24.65

TEAM0682-004 04/01/2023

JEFFERSON, LINCOLN & ST LOUIS COUNTIES

Rates Fringes

TRUCK DRIVER, Includes Dump Truck.....\$ 24.00 a+b

- a. PAID HOLIDAYS: Christmas, Fourth of July, Labor Day, Memorial Day, New Years Day and Thanksgiving Day.
b. PAID VACATION: 1 week paid vacation after 2 years continuous service; 2 weeks paid vacation after 5 years continuous service; 3 weeks paid vacation after 10 years continuous service.

SUM02010-055 06/14/2010

Rates Fringes

OPERATOR: Hoist.....\$ 26.02 13.01
PAINTER: Spray.....\$ 17.78 0.00

WELDERS - Receive rate prescribed for craft performing operation to which welding is incidental.

=====
Note: Executive Order (EO) 13706, Establishing Paid Sick Leave for Federal Contractors applies to all contracts subject to the Davis-Bacon Act for which the contract is awarded (and any solicitation was issued) on or after January 1, 2017. If this contract is covered by the EO, the contractor must provide employees with 1 hour of paid sick leave for every 30 hours they work, up to 56 hours of paid sick leave each year. Employees must be permitted to use paid sick leave for their own illness, injury or other health-related needs, including preventive care; to assist a family member (or person who is like family to the employee) who is ill, injured, or has other health-related needs, including preventive care; or for reasons resulting from, or to assist a family member (or person who is like family to the employee) who is a victim of, domestic violence, sexual assault, or stalking. Additional information on contractor requirements and worker protections under the EO is available at https://www.dol.gov/agencies/whd/government-contracts.

Unlisted classifications needed for work not included within the scope of the classifications listed may be added after award only as provided in the labor standards contract clauses (29CFR 5.5 (a) (1) (ii)).

The body of each wage determination lists the classification and wage rates that have been found to be prevailing for the cited type(s) of construction in the area covered by the wage determination. The classifications are listed in alphabetical order of "identifiers" that indicate whether the particular rate is a union rate (current union negotiated rate for local), a survey rate (weighted average rate) or a union average rate (weighted union average rate).

Union Rate Identifiers

A four letter classification abbreviation identifier enclosed in dotted lines beginning with characters other than ""SU"" or ""UAVG"" denotes that the union classification and rate were prevailing for that classification in the survey. Example: PLUM0198-005 07/01/2014. PLUM is an abbreviation identifier of the union which prevailed in the survey for this classification, which in this example would be Plumbers. 0198 indicates the local union number or district council number where applicable, i.e., Plumbers Local 0198. The next number, 005 in the example, is an internal number used in processing the wage determination. 07/01/2014 is the effective date of the most current negotiated rate, which in this example is July 1, 2014.

Union prevailing wage rates are updated to reflect all rate changes in the collective bargaining agreement (CBA) governing this classification and rate.

Survey Rate Identifiers

Classifications listed under the ""SU"" identifier indicate that no one rate prevailed for this classification in the survey and the published rate is derived by computing a weighted average rate based on all the rates reported in the survey for that classification. As this weighted average rate includes all rates reported in the survey, it may include both union and non-union rates. Example: SULA2012-007 5/13/2014. SU indicates the rates are survey rates based on a weighted average calculation of rates and are not majority rates. LA indicates the State of Louisiana. 2012 is the year of survey on which these classifications and rates are based. The next number, 007 in the example, is an internal number used in producing the wage determination. 5/13/2014 indicates the survey completion date for the classifications and rates under that identifier.

Survey wage rates are not updated and remain in effect until a new survey is conducted.

Union Average Rate Identifiers

Classification(s) listed under the UAVG identifier indicate that no single majority rate prevailed for those classifications; however, 100% of the data reported for the classifications was union data. EXAMPLE: UAVG-OH-0010 08/29/2014. UAVG indicates that the rate is a weighted union average rate. OH indicates the state. The next number, 0010 in the example, is an internal number used in producing the wage determination. 08/29/2014 indicates the survey completion date for the classifications and rates under that identifier.

A UAVG rate will be updated once a year, usually in January of each year, to reflect a weighted average of the current negotiated/CBA rate of the union locals from which the rate is based.

WAGE DETERMINATION APPEALS PROCESS

1.) Has there been an initial decision in the matter? This can be:

- * an existing published wage determination
- * a survey underlying a wage determination
- * a Wage and Hour Division letter setting forth a position on a wage determination matter
- * a conformance (additional classification and rate) ruling

On survey related matters, initial contact, including requests for summaries of surveys, should be with the Wage and Hour National Office because National Office has responsibility for the Davis-Bacon survey program. If the response from this initial contact is not satisfactory, then the process described in 2.) and 3.) should be followed.

With regard to any other matter not yet ripe for the formal process described here, initial contact should be with the Branch of Construction Wage Determinations. Write to:

Branch of Construction Wage Determinations
Wage and Hour Division
U.S. Department of Labor
200 Constitution Avenue, N.W.
Washington, DC 20210

2.) If the answer to the question in 1.) is yes, then an interested party (those affected by the action) can request review and reconsideration from the Wage and Hour Administrator (See 29 CFR Part 1.8 and 29 CFR Part 7). Write to:

Wage and Hour Administrator
U.S. Department of Labor
200 Constitution Avenue, N.W.
Washington, DC 20210

The request should be accompanied by a full statement of the interested party's position and by any information (wage payment data, project description, area practice material, etc.) that the requestor considers relevant to the issue.

3.) If the decision of the Administrator is not favorable, an interested party may appeal directly to the Administrative Review Board (formerly the Wage Appeals Board). Write to:

Administrative Review Board
U.S. Department of Labor
200 Constitution Avenue, N.W.
Washington, DC 20210

4.) All decisions by the Administrative Review Board are final.

=====

END OF GENERAL DECISIO"

SECTION 011000 – SUMMARY OF WORK

PART 1 - GENERAL

1.1 RELATED DOCUMENTS

- A. Drawings and general provisions of the Contract including General and Supplementary Conditions and Division 1 Specification Sections apply to this Section.

1.2 WORK COVERED BY CONTRACT DOCUMENTS

- A. The Project consists of construction of new 7814 sq. ft. unheated storage building.
 - 1. Project Location: Jefferson Barracks Building 24, 24 Davis Street, St. Louis, MO. 63125.
 - 2. Owner: State of Missouri, Office of Administration, Division of Facilities Management, Design and Construction, Harry S Truman State Office Building, Post Office Box 809, 301 West High Street, Jefferson City, Missouri 65102.
- B. Contract Documents, dated June 21, 2023 were prepared for the Project by Missouri National Guard – Facilities Design and Projects.
- C. The Work consists of construction of new 7814 sq. ft. unheated storage building.
 - 1. The Work includes Concrete, Pre-Engineered Metal Building, and Electrical.
- D. The Work will be constructed under a single prime contract.

1.3 WORK SEQUENCE

- A. The Work will be conducted in one phase.
 - 1. Work of this phase shall be substantially complete, ready for occupancy within 120 Working Days of issuance of Notice of Intent to Award.

1.4 CONTRACTOR USE OF PREMISES

- A. General: During the construction period the Contractor shall have full use of the premises for construction operations, including use of the site. The Contractor's use of the premises limited only by the Owner's right to perform work or to retain other contractors on portions of the Project.
- B. Use of the Site: Limit use of the premises to work in areas indicated. Confine operations to areas within contract limits indicated. Do not disturb portions of the site beyond the areas in which the Work is indicated.
 - 1. Owner Occupancy: Allow for Owner occupancy and use by the public.
 - 2. Driveways and Entrances: Keep driveways and entrances serving the premises clear and available to the Owner, the Owner's employees, and emergency vehicles at all times. Do not use these areas for parking or storage of materials. Schedule deliveries to minimize space and time requirements for storage of materials and equipment on-site.

- C. Use of the Existing Building: Maintain the existing building in a weathertight condition throughout the construction period. Repair damage cause by construction operations. Take all precautions necessary to protect the building and its occupants during the construction period.

1.5 OCCUPANCY REQUIREMENTS

- A. Full Owner Occupancy: The Owner will occupy the site and existing building during the entire construction period. Cooperate with the Owner during construction operations to minimize conflicts and facilitate owner usage. Perform the Work so as not to interfere with the Owner's operations.
- B. Partial Owner Occupancy: The Owner reserves the right to occupy and to place and install equipment in completed areas of the building prior to Substantial Completion, provided such occupancy does not interfere with completion of the Work. Such placing of equipment and partial occupancy shall not constitute acceptance of the total Work.
 - 1. The Designer will prepare a Certificate of Partial Occupancy for each specific portion of the Work to be occupied prior to substantial completion.
 - 2. Prior to partial Owner occupancy, mechanical and electrical systems shall be fully operational. Required inspections and tests shall have been successfully completed. Upon occupancy, the Owner will operate and maintain mechanical and electrical systems serving occupied portions for the building.
 - 3. Upon occupancy, the Owner will assume responsibility for maintenance and custodial service for occupied portions for the building.

PART 2 - PRODUCTS (Not Applicable)

PART 3 - EXECUTION

3.1 SCHEDULE OF PRODUCTS ORDERED IN ADVANCE

END OF SECTION 011000

SECTION 012100 – ALLOWANCES

PART 1 - GENERAL

1.1 RELATED DOCUMENTS

- A. Drawings and general provisions of the Contract including General and Supplementary Conditions and other Division 1 Specification Sections apply to this Section.

1.2 SUMMARY

- A. This Section includes administrative and procedural requirements governing allowances.
 - 1. Certain items are specified in the Contract Documents by allowances. Allowances have been established in lieu of additional requirements and to defer selection of actual materials and equipment to a later date when additional information is available for evaluation. If necessary, additional requirements will be issued by Change Order.
- B. Types of allowances include the following:
 - 1. Lump-sum allowances.
 - 2. Weather allowances.
- C. Related Sections include the following:
 - 1. Division 1 Section "Contract Modification Procedures" for procedures for submitting and handling Change Orders for allowances.
 - 2. Division 1 Section "Unit Prices" for procedures for using unit prices.

1.3 WEATHER ALLOWANCE

- A. Included within the completion period for this project are a specified number of “bad weather” days (see Schedule of Allowances).
- B. The Contractor’s progress schedule shall clearly indicate the bad weather day allowance as an “activity” or “activities”. In the event weather conditions preclude performance of critical work activities for 50% or more of the Contractor’s scheduled workday, that day shall be declared unavailable for work due to weather (a “bad weather” day) and charged against the above allowance. Critical work activities will be determined by review of the Contractor’s current progress schedule.
- C. The Contractor’s Representative and the Construction Representative shall agree monthly on the number of “bad weather” days to be charged against the allowance. This determination will be documented in writing and be signed by the Contractor and the Construction Representatives. If there is a failure to agree on all or part of the “bad weather” days for a particular month, that disagreement shall be noted on this written document and signed by each party’s representative. Failure of the Contractor’s representative to sign the “bad weather” day documentation after it is presented, with or without the notes of disagreement, shall constitute agreement with the “bad weather” day determination contained in that document.
- D. There will be no modification to the time of contract performance due solely to the failure to deplete the “bad weather” day allowance.

- E. Once this allowance is depleted, a no cost Change Order time extension will be executed for “bad weather” days, as defined above, encountered during the remainder of the Project.

1.4 SELECTION AND PURCHASE

- A. At the earliest practical date after award of the Contract, Designer of the date when final selection and purchase of each product or system described by an allowance must be completed to avoid delaying the Work.
- B. At Designer's request, obtain proposals for each allowance for use in making final selections. Include recommendations that are relevant to performing the Work.
- C. Purchase products and systems selected by Designer from the designated supplier.

1.5 SUBMITTALS

- A. Submit proposals for purchase of products or systems included in allowances, in the form specified for Change Orders.
- B. Submit invoices or delivery slips to show actual quantities of materials delivered to the site for use in fulfillment of each allowance.
- C. Coordinate and process submittals for allowance items in same manner as for other portions of the Work.

1.6 COORDINATION

- A. Coordinate allowance items with other portions of the Work. Furnish templates as required to coordinate installation.

PART 2 - PRODUCTS (Not Used)

PART 3 - EXECUTION

3.1 EXAMINATION

- A. Examine products covered by an allowance promptly on delivery for damage or defects. Return damaged or defective products to manufacturer for replacement.

3.2 PREPARATION

- A. Coordinate materials and their installation for each allowance with related materials and installations to ensure that each allowance item is completely integrated and interfaced with related work.

3.3 SCHEDULE OF ALLOWANCES

- A. Weather Allowance: Included within the completion period for this Project “10 bad weather” days.

END OF SECTION 012100

SECTION 012600 – CONTRACT MODIFICATION PROCEDURES

PART 1 - GENERAL

1.1 RELATED DOCUMENTS

- A. Drawings and general provisions of the Contract including General and Supplementary Conditions and other Division 1 Specification Sections apply to this Section.

1.2 SUMMARY

- A. This Section specifies administrative and procedural requirements for handling and processing Contract Modifications.
- B. Related Sections include the following:
 - 1. Division 1, Section 012100 "Allowances" for procedural requirements for handling and processing Allowances.
 - 2. Division 1, Section 013115 "Project Management Communications" for administrative requirements for communications.
 - 3. Division 0, Section 007213, Article 3.1 "Acceptable Substitutions" for administrative procedures for handling Requests for Substitutions made after Contract award.
 - 4. Division 0, Section 007213, Article 4.0 "Changes in the Work" for Change Order requirements.

1.3 REQUESTS FOR INFORMATION

- A. In the event that the Contractor or Subcontractor, at any tier, determines that some portion of the Drawings, Specifications, or other Contract Documents requires clarification or interpretation, the Contractor shall submit a "Request for Information" (RFI) in writing to the Designer. A RFI may only be submitted by the Contractor and shall only be submitted on the RFI forms provided by the Owner. The Contractor shall clearly and concisely set forth the issue for which clarification or interpretation is sought and why a response is needed. In the RFI, the Contractor shall set forth an interpretation or understanding of the requirement along with reasons why such an understanding was reached.
- B. Responses to RFI shall be issued within ten (10) working days of receipt of the Request from the Contractor unless the Designer determines that a longer time is necessary to provide an adequate response. If a longer time is determined necessary by the Designer, the Designer will, within five (5) working days of receipt of the request, notify the Contractor of the anticipated response time. If the Contractor submits a RFI on a time sensitive activity on the current project schedule, the Contractor shall not be entitled to any time extension due to the time it takes the Designer to respond to the request provided that the Designer responds within the ten (10) working days set forth above.
- C. Responses from the Designer will not change any requirement of the Contract Documents. In the event the Contractor believes that a response to a RFI will cause a change to the requirements of the Contract Document, the Contractor shall give written notice to the Designer requesting a Change Order for the work. Failure to give such written notice within ten (10) working days, shall waive the Contractor's right to seek additional time or cost under Article 4, "Changes in the Work" of the General Conditions.

1.4 MINOR CHANGES IN THE WORK

- A. Designer will issue supplemental instructions authorizing Minor Changes in the Work, not involving adjustment to the Contract Amount or the Contract Time, on "Designer's Supplemental Instructions" (DSI).

1.5 PROPOSAL REQUESTS

- A. The Designer or Owner Representative will issue a detailed description of proposed Changes in the Work that may require adjustment to the Contract Amount or the Contract Time. The proposed Change Description will be issued using the "Request for Proposal" (RFP) form. If necessary, the description will include supplemental or revised Drawings and Specifications.
 - 1. Proposal Requests issued by the Designer or Owner Representative are for information only. Do not consider them instructions either to stop work in progress or to execute the proposed change.
 - 2. Within ten (10) working days after receipt of Proposal Request, submit a proposal for the cost adjustments to the Contract Amount and the Contract Time necessary to execute the Change. The Contractor shall submit his proposal on the appropriate Change Order Detailed Breakdown form. Subcontractors may use the appropriate Change Order Detailed Breakdown form or submit their proposal on their letterhead provided the same level of detail is included. All proposals shall include:
 - a. A detailed breakdown of costs per Article 4.1 of the General Conditions.
 - b. If requesting additional time per Article 4.2 of the General Conditions, include an updated Contractor's Construction Schedule that indicates the effect of the Change including, but not limited to, changes in activity duration, start and finish times, and activity relationship.

1.6 CHANGE ORDER PROCEDURES

- A. On Owner's approval of a Proposal Request, the Designer or Owner Representative will issue a Change Order for signatures of Owner and Contractor on the "Change Order" form.

PART 2 - PRODUCTS (Not Used)

PART 3 - EXECUTION (Not Used)

END OF SECTION 012600

SECTION 013100 – COORDINATION

PART 1 - GENERAL

1.1 RELATED DOCUMENTS

- A. Drawings and general provisions of the Contract including General and Supplementary Conditions and other Division 1 Specification Sections apply to this Section.

1.2 SUMMARY

- A. This Section includes administrative provisions for coordinating construction operations on Projects including, but not limited to, the following:
 - 1. Coordination Drawings.
 - 2. Administrative and supervisory personnel.
 - 3. Project meetings.
- B. Each Contractor shall participate in coordination requirements. Certain areas of responsibility will be assigned to a specific Contractor.
- C. Related Sections include the following:
 - 1. Division 1, Section 013200 "Schedules" for preparing and submitting Contractor's Construction Schedule.
 - 2. Articles 1.8.B and 1.8.C of Section 007213 "General Conditions" for coordinating meetings onsite.
 - 3. Article 5.4.H of Section 007213 "General Conditions" for coordinating Closeout of the Contract.

1.3 COORDINATION

- A. Coordination: Coordinate construction operations included in different Sections of the Specifications to ensure efficient and orderly installation of each part of the Work. Coordinate construction operations included in different Sections, which depend on each other for proper installation, connection, and operation.
- B. Coordination: Each Contractor shall coordinate its construction operations with those of other contractors and entities to ensure efficient and orderly installation of each part of the Work. Each Contractor shall coordinate its operations with operations included in different Sections that depend on each other for proper installation, connection, and operation.
 - 1. Schedule construction operations in sequence required to obtain the best results where installation of one part of the Work depends on installation of other components, before or after its own installation.
 - 2. Coordinate installation of different components with other Contractors to ensure maximum accessibility for required maintenance, service, and repair.
 - 3. Make adequate provisions to accommodate items scheduled for later installation.
 - 4. Where availability of space is limited, coordinate installation of different components to ensure maximum performance and accessibility for required maintenance, service, and repair of all components including mechanical and electrical.

- C. Prepare memoranda for distribution to each party involved outlining special procedures required for coordination. Include such items as required notices, reports, and list of attendees at meetings.
 - 1. Prepare similar memoranda for Owner and separate Contractors if coordination of their Work is required.
- D. Administrative Procedures: Coordinate scheduling and timing of required administrative procedures with other construction activities and activities of other Contractors to avoid conflicts and to ensure orderly progress of the Work. Such administrative activities include, but are not limited to, the following:
 - 1. Preparation of Contractor's Construction Schedule.
 - 2. Preparation of the Schedule of Values.
 - 3. Installation and removal of temporary facilities and controls.
 - 4. Delivery and processing of submittals.
 - 5. Progress meetings.
 - 6. Preinstallation conferences.
 - 7. Startup and adjustment of systems.
 - 8. Project Closeout activities.
- E. Conservation: Coordinate construction activities to ensure that operations are carried out with consideration given to conservation of energy, water, and materials.
 - 1. Salvage materials and equipment involved in performance of, but not actually incorporated into, the Work. Refer to other Sections for disposition of salvaged materials that are designated as Owner's property.

1.4 SUBMITTALS

- A. Coordination Drawings: Prepare Coordination Drawings if limited space availability necessitates maximum utilization of space for efficient installation of different components or if coordination is required for installation of products and materials fabricated by separate entities.
- B. Key Personnel Names: Within fifteen (15) work days of starting construction operations, submit a list of key personnel assignments including superintendent and other personnel in attendance at Project site. Identify individuals and their duties and responsibilities; list addresses and telephone numbers including home and office telephone numbers. Provide names, addresses, and telephone numbers of individuals assigned as standbys in the absence of individuals assigned to Project.
 - 1. Post copies of list in Project meeting room, in temporary field office, and by each temporary telephone. Keep list current at all times.

1.5 PROJECT MEETINGS

- A. The Owner's Construction Representative will schedule a Pre-Construction Meeting prior to beginning of construction. The date, time, and exact place of this meeting will be determined after Contract Award and notification of all interested parties. The Contractor shall arrange to have the Job Superintendent and all prime Subcontractors present at the meeting. During the Pre-Construction Meeting, the construction procedures and

information necessary for submitting payment requests will be discussed and materials distributed along with any other pertinent information.

1. Minutes: Designer will record and distribute meeting minutes.
- B. Progress Meetings: The Owner's Construction Representative will conduct Monthly Progress Meetings as stated in Articles 1.8.B and 1.8.C of Section 007213 "General Conditions".
1. Minutes: Designer will record and distribute to Contractor the meeting minutes.
- C. Preinstallation Conferences: Contractor shall conduct a preinstallation conference at Project site before each construction activity that requires coordination with other construction.
1. Attendees: Installer and representatives of Manufacturers and Fabricators involved in or affected by the installation and its coordination or integration with other materials and installations that have preceded or will follow, shall attend the meeting. Advise Designer and Construction Representative of scheduled meeting dates.
 2. Agenda: Review progress of other construction activities and preparations for the particular activity under consideration including requirements for the following:
 - a. Contract Documents
 - b. Options
 - c. Related RFIs
 - d. Related Change Orders
 - e. Purchases
 - f. Deliveries
 - g. Submittals
 - h. Review of mockups
 - i. Possible conflicts
 - j. Compatibility problems
 - k. Time schedules
 - l. Weather limitations
 - m. Manufacturer's written recommendations
 - n. Warranty requirements
 - o. Compatibility of materials
 - p. Acceptability of substrates
 - q. Temporary facilities and controls
 - r. Space and access limitations
 - s. Regulations of authorities having jurisdiction
 - t. Testing and inspecting requirements
 - u. Installation procedures
 - v. Coordination with other Work

- w. Required performance results
 - x. Protection of adjacent Work
 - y. Protection of construction and personnel
3. Contractor shall record significant conference discussions, agreements, and disagreements including required corrective measures and actions.
 4. Reporting: Distribute minutes of the meeting to each party present and to parties who should have been present.
 5. Do not proceed with installation if the conference cannot be successfully concluded. Initiate whatever actions are necessary to resolve impediments to performance of the Work and reconvene the conference at earliest feasible date.
 6. Revise paragraph below if Project requires holding progress meetings at different intervals. Insert special intervals such as "every third Tuesday" to suit special circumstances.
 7. Project name
 8. Name and address of Contractor
 9. Name and address of Designer
 10. RFI number including RFIs that were dropped and not submitted
 11. RFI description
 12. Date the RFI was submitted
 13. Date Designer's response was received
 14. Identification of related DSI or Proposal Request, as appropriate

PART 2 - PRODUCTS (Not Used)

PART 3 - EXECUTION (Not Used)

END OF SECTION 013100

SECTION 013115 - PROJECT MANAGEMENT COMMUNICATIONS

PART 1 - GENERAL

1.1 RELATED DOCUMENTS

- A. Drawings and general provisions of the Contract including General and Supplementary Conditions, Bid Form, and other Division 1 Specification Sections apply to this Section.
- B. Division 1, Section 013300 - Submittals
- C. Division 1, Section 012600 – Contract Modification Procedures

1.2 SUMMARY

- A. Project Management Communications: The Contractor shall use the Internet web based project management communications tool, E-Builder[®] ASP software, and protocols included in that software during this project. The use of project management communications as herein described does not replace or change any contractual responsibilities of the participants.
 - 1. Project management communications is available through E-Builder[®] as provided by "e-Builder[®]" in the form and manner required by the Owner.
 - 2. The project communications database is on-line and fully functional. User registration, electronic and computer equipment, and Internet connections are the responsibility of each project participant. The sharing of user accounts is prohibited
- B. Support: E-Builder[®] will provide on-going support through on-line help files.
- C. Copyrights and Ownership: Nothing in this specification or the subsequent communications supersedes the parties' obligations and rights for copyright or document ownership as established by the Contract Documents. The use of CAD files, processes or design information distributed in this system is intended only for the project specified herein.
- D. Purpose: The intent of using E-Builder[®] is to improve project work efforts by promoting timely initial communications and responses. Secondly, to reduce the number of paper documents while providing improved record keeping by creation of electronic document files
- E. Authorized Users: Access to the web site will be by individuals who are authorized users.
 - 1. Individuals shall complete the E-Builder New Company/User Request Form located at the following web site: <https://oa.mo.gov/facilities/vendor-links/contractor-forms>. Completed forms shall be emailed to the following email address: OA.FMDCE-BuilderSupport@oa.mo.gov.

2. Authorized users will be contacted directly and assigned a temporary user password.
 3. Individuals shall be responsible for the proper use of their passwords and access to data as agents of the company in which they are employed.
- F. Administrative Users: Administrative users have access and control of user licenses and all posted items. DO NOT POST PRIVATE OR YOUR COMPANY CONFIDENTIAL ITEMS IN THE DATABASE! Improper or abusive language toward any party or repeated posting of items intended to deceive or disrupt the work of the project will not be tolerated and will result in deletion of the offensive items and revocation of user license at the sole discretion of the Administrative User(s).
- G. Communications: The use of fax, email and courier communication for this project is discouraged in favor of using E-Builder® to send messages. Communication functions are as follows:
1. Document Integrity and Revisions:
 - a. Documents, comments, drawings and other records posted to the system shall remain for the project record. The authorship time and date shall be recorded for each document submitted to the system. Submitting a new document or record with a unique ID, authorship, and time stamp shall be the method used to make modifications or corrections.
 - b. The system shall make it easy to identify revised or superseded documents and their predecessors.
 - c. Server or Client side software enhancements during the life of the project shall not alter or restrict the content of data published by the system. System upgrades shall not affect access to older documents or software.
 2. Document Security:
 - a. The system shall provide a method for communication of documents. Documents shall allow security group assignment to respect the contractual parties communication except for Administrative Users. DO NOT POST PRIVATE OR YOUR COMPANY CONFIDENTIAL ITEMS IN THE DATABASE!
 3. Document Integration:
 - a. Documents of various types shall be logically related to one another and discoverable. For example, requests for information, daily field reports, supplemental sketches and photographs shall be capable of reference as related records.
 4. Reporting:
 - a. The system shall be capable of generating reports for work in progress, and logs for each document type. Summary reports generated by the system shall be available for team members.
 5. Notifications and Distribution:
 - a. Document distribution to project members shall be accomplished both within the extranet system and via email as appropriate. Project document distribution to parties outside of the project communication system shall be accomplished by secure email of outgoing documents and attachments, readable by a standard email client.

6. Required Document Types:
 - a. RFI, Request for Information.
 - b. Submittals, including record numbering by drawing and specification section.
 - c. Transmittals, including record of documents and materials delivered in hard copy.
 - d. Meeting Minutes.
 - e. Application for Payments (Draft or Pencil).
 - f. Review Comments.
 - g. Field Reports.
 - h. Construction Photographs.
 - i. Drawings.
 - j. Supplemental Sketches.
 - k. Schedules.
 - l. Specifications.
 - m. Request for Proposals
 - n. Designer's Supplemental Instructions
 - o. Punch Lists

- H. Record Keeping: Except for paper documents, which require original signatures and large format documents (greater than 8½ x 11 inches), all other 8½ x 11 inches documents shall be submitted by transmission in electronic form to the E-Builder® web site by licensed users.
 - a. The Owner and his representatives, the Designer and his consultants, and the Contractor and his Sub Contractors and suppliers at every tier shall respond to documents received in electronic form on the web site, and consider them as if received in paper document form.
 - b. The Owner and his representatives, the Designer and his consultants, and the Contractor and his Sub Contractors and suppliers at every tier reserves the right to and shall reply or respond by transmissions in electronic form on the web site to documents actually received in paper document form.
 - c. The Owner and his representatives, the Designer and his consultants, and the Contractor and his Sub Contractors and suppliers at every tier reserves the right to and shall copy any paper document into electronic form and make same available on the web site.

- I. Minimum Equipment and Internet Connection: In addition to other requirements specified in this Section, the Owner and his representatives, the Construction Manager and his representatives, the Architect and his consultants, and the Contractor and his sub-contractors and suppliers at every tier required to have a user license(s) shall be responsible for the following:
 1. Providing suitable computer systems for each licensed user at the users normal work location¹ with high-speed Internet access, i.e. DSL, local cable company's Internet connection, or T1 connection.

¹ The normal work location is the place where the user is assigned for more than one-half of his time working on this project.

2. Each of the above referenced computer systems shall have the following minimum system² and software requirements:
 - a. Desktop configuration (Laptop configurations are similar and should be equal to or exceed desktop system.)
 - 1) Operating System: Windows XP or newer
 - 2) Internet Browser: Internet Explorer 6.01SP2+ (Recommend IE7.0+)
 - 3) Minimum Recommend Connection Speed: 256K or above
 - 4) Processor Speed: 1 Gigahertz and above
 - 5) RAM: 512 mb
 - 6) Operating system and software shall be properly licensed.
 - 7) Internet Explorer version 7 (current version is a free distribution for download). This specification is not intended to restrict the host server or client computers provided that industry standard HTTP clients may access the published content.
 - 8) Adobe Acrobat Reader (current version is a free distribution for download).
 - 9) Users should have the standard Microsoft Office Suite (current version must be purchased) or the equivalent.

PART 2 - PRODUCTS (Not Applicable)

PART 3 - EXECUTION (Not Applicable.)

END OF SECTION 013115

² The minimum system herein will not be sufficient for many tasks and may not be able to process all documents and files stored in the E-Builder® Documents area.

SECTION 013200 – SCHEDULE – BAR CHART

PART 1 - GENERAL

1.1 RELATED DOCUMENTS

- A. Drawings and general provisions of the Contract including General and Supplementary Conditions, Bid Form, and other Division 1 Specification Sections apply to this Section.

1.2 SUMMARY

- A. This Section includes requirements for a Bar Chart Schedule for the project construction activities, schedule of submittals, and schedule for testing.

PART 2 - PRODUCTS – (Not Applicable)

PART 3 - EXECUTION

3.1 SUBMITTAL PROCEDURES

- A. The Contractor shall submit to the Designer, within ten (10) working days following the Notice to Proceed, a Progress Schedule including Schedule of Values showing the rate of progress the Contractor agrees to maintain and the order in which he proposed to carry out the various phases of Work. No payments shall be made to the Contractor until the Progress Schedule has been approved by the Owner.
 - 1. The Schedule of Values must have the following line items included with the value of the item as indicated below:
 - a. O&M's (Owner's Manual)
 - 1) \$1,000,000.00 (One million) and under – 2% of the total contract amount
 - 2) Over \$1,000,000.00 (One million) – 1% of the total contract amount
 - b. Close Out Documents
 - 1) \$1,000,000.00 (One million) and under – 2% of the total contract amount
 - 2) Over \$1,000,000.00 (One million) – 1% of the total contract amount
 - c. General Conditions
 - 1) No more than 10%
- B. The Contractor shall submit an updated Schedule for presentation at each Monthly Progress Meeting. The Schedule shall be updated by the Contractor as necessary to reflect the current Schedule and its relationship to the original Schedule. The updated Schedule shall reflect any changes in the logic, sequence, durations, or completion date. Payments to the Contractor shall be suspended if the Progress Schedule is not adequately updated to reflect actual conditions.

- C. The Contractor shall submit Progress Schedules to Subcontractors to permit coordinating their Progress Schedules to the general construction Work. The Contractor shall coordinate preparation and processing of Schedules and reports with performance of other construction activities.

3.2 CONSTRUCTION PROGRESS SCHEDULE – BAR CHART SCHEDULE

- A. Bar-Chart Schedule: The Contractor shall prepare a comprehensive, fully developed, horizontal bar chart-type Contractor’s Construction Schedule. The Contractor for general construction shall prepare the Construction Schedule for the entire Project. The Schedule shall show the percentage of work to be completed at any time, anticipated monthly payments by Owner, as well as significant dates (such as completion of excavation, concrete foundation work, underground lines, superstructure, rough-ins, enclosure, hanging of fixtures, etc.) which shall serve as check points to determine compliance with the approved Schedule. The Schedule shall also include an activity for the number of “bad” weather days specified in Section 012100 – Allowances.
 - 1. The Contractor shall provide a separate time bar for each significant construction activity. Provide a continuous vertical line to identify the first working day of each week.
 - a. If practical, use the same Schedule of Values breakdown for schedule time bars.
 - 2. The Contractor shall provide a base activity time bar showing duration for each construction activity. Each bar is to indicate start and completion dates for the activity. The Contractor is to place a contrasting bar below each original schedule activity time for indicating actual progress and planned remaining duration for the activity.
 - 3. The Contractor shall prepare the Schedule on a minimal number of separate sheets to readily show the data for the entire construction period.
 - 4. Secure time commitments for performing critical elements of the Work from parties involved. Coordinate each element on schedule with other construction activities. Include minor elements involved in the overall sequence of the Work. Show each activity in proper sequence. Indicate graphically the sequences necessary for completion of related portions of the Work.
 - 5. Coordinate the Contractor’s Construction Schedule with the Schedule of Values, list of subcontracts, Submittal Schedule, progress reports, payment requests, and other required schedules and reports.
 - 6. Indicate the Intent to Award and the Contract Substantial Completion dates on the schedule.
- B. Phasing: Provide notations on the schedule to show how the sequence of the Work is affected by the following:
 - 1. Requirement for Phased completion
 - 2. Work by separate Contractors
 - 3. Work by the Owner
 - 4. Pre-purchased materials
 - 5. Coordination with existing construction
 - 6. Limitations of continued occupancies

7. Un-interruptible services
 8. Partial Occupancy prior to Substantial Completion
 9. Site restrictions
 10. Provisions for future construction
 11. Seasonal variations
 12. Environmental control
- C. Work Stages: Use crosshatched bars to indicate important stages of construction for each major portion of the Work. Such stages include, but are not necessarily limited to, the following:
1. Subcontract awards
 2. Submittals
 3. Purchases
 4. Mockups
 5. Fabrication
 6. Sample testing
 7. Deliveries
 8. Installation
 9. Testing
 10. Adjusting
 11. Curing
 12. Startup and placement into final use and operation
- D. Area Separations: Provide a separate time bar to identify each major area of construction for each major portion of the Work. For the purposes of this Article, a “major area” is a story of construction, a separate building, or a similar significant construction element.
1. Indicate where each construction activity within a major area must be sequenced or integrated with other construction activities to provide for the following:
 - a. Structural completion.
 - b. Permanent space enclosure
 - c. Completion of mechanical installation
 - d. Completion of the electrical portion of the Work
 - e. Substantial Completion

3.3 SCHEDULE OF SUBMITTALS

- A. Upon acceptance of the Construction Progress Schedule, prepare and submit a complete schedule of submittals. Coordinate the submittal schedule with Section 013300 SUBMITTALS, the approved Construction Progress Schedule, list of subcontracts, Schedule of Values and the list of products.
- B. Prepare the schedule in chronological order. Provide the following information

1. Scheduled date for the first submittal
 2. Related Section number
 3. Submittal category
 4. Name of the Subcontractor
 5. Description of the part of the Work covered
 6. Scheduled date for resubmittal
 7. Scheduled date for the Designer's final release or approval
- C. Distribution: Following the Designer's response to the initial submittal schedule, print and distribute copies to the Designer, Owner, subcontractors, and other parties required to comply with submittal dates indicated.
1. Post copies in the Project meeting room and temporary field office.
 2. When revisions are made, distribute to the same parties and post in the same locations. Delete parties from distribution when they have completed their assigned part of the Work and are no longer involved in construction activities.
- D. Schedule Updating: Revise the schedule after each meeting or other activity where revisions have been recognized or made. Issue the updated schedule concurrently with the report of each meeting.

3.4 SCHEDULE OF INSPECTIONS AND TESTS

- A. Prepare a schedule of inspections, tests, and similar services required by the Contract Documents. Submit the schedule with (15) days of the date established for commencement of the Contract Work. The Contractor is to notify the testing agency at least (5) working days in advance of the required tests unless otherwise specified.
- B. Form: This schedule shall be in tabular form and shall include, but not be limited to, the following:
1. Specification Section number
 2. Description of the test
 3. Identification of applicable standards
 4. Identification of test methods
 5. Number of tests required
 6. Time schedule or time span for tests
 7. Entity responsible for performing tests
 8. Requirements for taking samples
 9. Unique characteristics of each service
- C. Distribution: Distribute the schedule to the Owner, Architect, and each party involved in performance of portions of the Work where inspections and tests are required.

END OF SECTION 013200

SECTION 013300 – SUBMITTALS

PART 1 - GENERAL

1.1 RELATED DOCUMENTS

- A. Drawings and general provisions of the Contract including General and Supplementary Conditions, Bid Form, and other Division 1 Specification Sections apply to this Section.
- B. Division 1, Section 013115 “Project Management Communications” for administrative requirements for communications.

1.2 SUMMARY

- A. This Section includes administrative and procedural requirements for submittals required for performance of the Work including the following:
 - 1. Shop Drawings
 - 2. Product Data
 - 3. Samples
 - 4. Quality Assurance Submittals
 - 5. Construction Photographs
 - 6. Operating and Maintenance Manuals
 - 7. Warranties
- B. Administrative Submittals: Refer to General and Supplementary Conditions other applicable Division 1 Sections and other Contract Documents for requirements for administrative submittals. Such submittals include, but are not limited to, the following:
 - 1. Construction Progress Schedule including Schedule of Values
 - 2. Performance and Payment Bonds
 - 3. Insurance Certificates
 - 4. Applications for Payment
 - 5. Certified Payroll Reports
 - 6. Partial and Final Receipt of Payment and Release Forms
 - 7. Affidavit – Compliance with Prevailing Wage Law
 - 8. Record Drawings
 - 9. Notifications, Permits, etc.
- C. The Contractor is obliged and responsible to check all shop drawings and schedules to assure compliance with contract plans and specifications. The Contractor is responsible for the content of the shop drawings and coordination with other contract work. Shop drawings and schedules shall indicate, in detail, all parts of an Item or Work including erection and setting instructions and integration with the Work of other trades.
- D. The Contractor shall at all times make a copy, of all approved submittals, available on site to the Construction Representative.

1.3 SUBMITTAL PROCEDURES

- A. The Contractor shall comply with the General and Supplementary Conditions and other applicable sections of the Contract Documents. The Contractor shall submit, with such promptness as to cause no delay in his work or in that of any other contractors, all required submittals indicated in Part 3.1 of this section and elsewhere in the Contract Documents. Coordinate preparation and processing of submittals with performance of construction activities. Transmit each submittal sufficiently in advance of performance of related construction activities to avoid delay.
 - 1. Coordinate each submittal with fabrication, purchasing, testing, delivery, other submittals, and related activities that require sequential activity.
 - 2. Coordinate transmittal of different types of submittals for related elements of the Work so processing will not be delayed by the need to review submittals concurrently for coordination.
 - a. The Designer reserves the right to withhold action on a submittal requiring coordination with other submittals until all related submittals are received.

- B. Each drawing and/or series of drawings submitted must be accompanied by a letter of transmittal giving a list of the titles and numbers of the drawings. Each series shall be numbered consecutively for ready reference and each drawing shall be marked with the following information:
 - 1. Date of Submission
 - 2. Name of Project
 - 3. Location
 - 4. Section Number of Specification
 - 5. State Project Number
 - 6. Name of Submitting Contractor
 - 7. Name of Subcontractor
 - 8. Indicate if Item is submitted as specified or as a substitution

1.4 SHOP DRAWINGS

- A. Comply with the General Conditions, Article 3.2.

- B. The Contractor shall submit newly prepared information drawn accurately to scale. Highlight, encircle, or otherwise indicate deviations from the Contract Documents. Do not reproduce Contract Documents or copy standard information as the basis of Shop Drawings. Standard information prepared without specific reference to the Project is not a Shop Drawing.

- C. Shop Drawings include fabrication and installation drawings, setting diagrams, schedules, patterns, templates, and similar drawings including the following information:
 - 1. Dimensions
 - 2. Identification of products and materials included by sheet and detail number
 - 3. Compliance with specified standards
 - 4. Notation of coordination requirements

5. Notation of dimensions established by field measurement
6. Sheet Size: Except for templates, patterns and similar full-size Drawings, submit Shop Drawings on sheets at least 8½"x11" but no larger than 36"x48".

1.5 PRODUCT DATA

- A. The Contractor shall comply with the General Conditions, Article 3.2.
- B. The Contractor shall collect Product Data into a single submittal for each element of construction or system. Product Data includes printed information, such as manufacturer's installation instructions, catalog cuts, standard color charts, roughing-in diagrams and templates, standard wiring diagrams, and performance curves.
 1. Mark each copy to show applicable choices and options. Where printed Product Data includes information on several products that are not required, mark copies to indicate the applicable information including the following information:
 - a. Manufacturer's printed recommendations
 - b. Compliance with Trade Association standards
 - c. Compliance with recognized Testing Agency standards
 - d. Application of Testing Agency labels and seals
 - e. Notation of dimensions verified by field measurement
 - f. Notation of coordination requirements
 2. Do not submit Product Data until compliance with requirements of the Contract Documents has been confirmed.

1.6 SAMPLES

- A. The Contractor shall comply with the General Conditions, Article 3.2.
- B. The Contractor shall submit full-size, fully fabricated samples, cured and finished as specified, and physically identical with the material or product proposed. Samples include partial sections of manufactured or fabricated components, cuts or containers of materials, color range sets, and swatches showing color, texture, and pattern.
 1. The Contractor shall mount or display samples in the manner to facilitate review of qualities indicated. Prepare samples to match the Designer's sample including the following:
 - a. Specification Section number and reference
 - b. Generic description of the Sample
 - c. Sample source
 - d. Product name or name of the Manufacturer
 - e. Compliance with recognized standards
 - f. Availability and delivery time
 2. The Contractor shall submit samples for review of size, kind, color, pattern, and texture. Submit samples for a final check of these characteristics with other elements and a comparison of these characteristics between the final submittal and the actual component as delivered and installed.

- a. Where variation in color, pattern, texture, or other characteristic is inherent in the material or product represented, submit at least three (3) multiple units that show approximate limits of the variations.
 - b. Refer to other Specification Sections for requirements for samples that illustrate workmanship, fabrication techniques, details of assembly, connections, operation, and similar construction characteristics.
 - c. Refer to other Sections for samples to be returned to the Contractor for incorporation in the Work. Such samples must be undamaged at time of use. On the transmittal, indicate special requests regarding disposition of sample submittals.
 - d. Samples not incorporated into the Work, or otherwise designated as the Owner's property, are the property of the Contractor and shall be removed from the site prior to Substantial Completion.
3. Field samples are full-size examples erected onsite to illustrate finishes, coatings, or finish materials and to establish the Project standard.
 - a. The Contractor shall comply with submittal requirements to the fullest extent possible. The Contractor shall process transmittal forms to provide a record of activity.

1.7 QUALITY ASSURANCE DOCUMENTS

- A. The Contractor shall comply with the General Conditions, Article 3.2
- B. The Contractor shall submit quality control submittals including design data, certifications, manufacturer's instructions, manufacturer's field reports, and other quality-control submittals as required under other Sections of the Specifications.
- C. Certifications: Where other Sections of the Specifications require certification that a product, material, or installation complies with specified requirements, submit a notarized certification from the Manufacturer certifying compliance with specified requirements.
 1. Signature: Certification shall be signed by an officer of the Manufacturer or other individual authorized to contractually bind the Company.
- D. Inspection and Test Reports: The Contractor shall submit the required inspection and test reports from independent testing agencies as specified in this Section and in other Sections of the Contract Documents.
- E. Construction Photographs: The Contractor shall submit record construction photographs as specified in this Section and in other Sections of the Contract Documents.
 1. The Contractor shall submit digital photographs. The Construction Administrator shall determine the quantity and naming convention at the preconstruction meeting.
 2. The Contractor shall identify each photograph with project name, location, number, date, time, and orientation.
 3. The Contractor shall submit progress photographs monthly unless specified otherwise. Photographs shall be taken one (1) week prior to submitting.
 4. The Contractor shall take four (4) site photographs from differing directions and a minimum of five (5) interior photographs indicating the relative progress of the Work.

1.8 OPERATING AND MAINTENANCE MANUALS AND WARRANTIES

- A. The Contractor shall submit all required manufacturer's operating instructions, maintenance/service manuals, and warranties in accordance with the General Conditions, Article 3.5, and Supplementary Conditions along with this and other Sections of the Contract Documents.

PART 2 - PRODUCTS (Not Applicable)

PART 3 - EXECUTION

3.1 REQUIRED SUBMITTALS

- A. Contractor shall submit the following information for materials and equipment to be provided under this contract.

SPEC SECTION	TITLE	CATEGORY
033000	CONCRETE MIX DESIGN	Product Data
033000	CONCRETE COMPRESSION TEST	Test Report
081113	HOLLOW METAL DOORS AND FRAMES	Construction Schedule
081113	HOLLOW METAL DOORS AND FRAMES	Product Data
087111	DOOR HARDWARE	Construction Schedule
087111	DOOR HARDWARE	Product Data
102213	WIRE MESH PARTITIONS	Shop Drawings
102213	WIRE MESH PARTITIONS	Product Data
102213	WIRE MESH PARTITIONS	Sample
102213	WIRE MESH PARTITIONS	Certification
102213	WIRE MESH PARTITIONS	Operation / Maintenance Manual
133419	METAL BUILDING SYSTEMS	Shop Drawings
133419	METAL BUILDING SYSTEMS	Product Data
133419	METAL BUILDING SYSTEMS	Sample
133419	METAL BUILDING SYSTEMS	Certification
260519	LOW-VOLTAGE ELECTRICAL POWER CONDUCTORS AND CABLES	Shop Drawings
260519	LOW-VOLTAGE ELECTRICAL POWER CONDUCTORS AND CABLES	Product Data
262416	PANELBOARDS	Shop Drawings
262416	PANELBOARDS	Product Data
262726	WIRING DEVICES	Shop Drawings
262726	WIRING DEVICES	Product Data
265119	LED INTERIOR LIGHTING	Shop Drawings
265119	LED INTERIOR LIGHTING	Product Data
265119	LED INTERIOR LIGHTING	Operation / Maintenance Manual
265619	LED EXTERIOR LIGHTING	Shop Drawings
265619	LED EXTERIOR LIGHTING	Product Data
265619	LED EXTERIOR LIGHTING	Operation / Maintenance Manual

END OF SECTION 013300

SECTION 013513.28 - SITE SECURITY AND HEALTH REQUIREMENTS

PART 1 - GENERAL

1.1 RELATED DOCUMENTS

- A. Drawings and general provisions of the Contract including General and Supplementary Conditions, Bid Form, and other Division 1 Specification Sections apply to this Section.

1.2 SUBMITTALS

- A. List of required submittals:
 - 1. Materials Safety Data Sheets for all hazardous materials to be brought onsite.
 - 2. Schedule of proposed shutdowns, if applicable.
 - 3. A list of the names of all employees who will submit fingerprints for a background check, and the signed privacy documents identified below for each employee.

PART 2 - PRODUCTS (Not Applicable)

PART 3 - EXECUTION

3.1 ACCESS TO THE SITE

- A. The Contractor shall arrange with Facility Representatives to establish procedures for the controlled entry of workers and materials into the work areas at the Facility.
- B. The Contractor shall establish regular working hours with Facility Representatives. The Contractor must report changes in working hours or overtime to Facility Representatives and obtain approval twenty-four (24) hours ahead of time. The Contractor shall report emergency overtime to Facility Representatives as soon as it is evident that overtime is needed. The Contractor must obtain approval from Facility Representatives for all work performed after dark.
- C. The Contractor shall provide the name and phone number of the Contractor's employee or agent who is in charge onsite; this individual must be able to be contacted in case of emergency. The Contractor must be able to furnish names and address of all employees upon request.
- D. All construction personnel shall visibly display issued identification cards.

3.2 FIRE PROTECTION, SAFETY, AND HEALTH CONTROLS

- A. The Contractor shall take all necessary precautions to guard against and eliminate possible fire hazards.
 - 1. Onsite burning is prohibited.
 - 2. The Contractor shall store all flammable or hazardous materials in proper containers

- located outside the buildings or offsite, if possible.
3. The Contractor shall provide and maintain, in good order, during construction fire extinguishers as required by the National Fire Protection Association. In areas of flammable liquids, asphalt, or electrical hazards, 15-pound carbon dioxide or 20-pound dry chemical extinguishers shall be provided.
- B. The Contractor shall not obstruct streets or walks without permission from the Owner's Construction Representative and Facility Representatives.
 - C. The Contractor's personnel shall not exceed the speed limit of 15 mph while at the Facility unless otherwise posted.
 - D. The Contractor shall take all necessary, reasonable measures to reduce air and water pollution by any material or equipment used during construction. The Contractor shall keep volatile wastes in covered containers, and shall not dispose of volatile wastes or oils in storm or sanitary drains.
 - E. The Contractor shall keep the project site neat, orderly, and in a safe condition at all times. The Contractor shall immediately remove all hazardous waste, and shall not allow rubbish to accumulate. The Contractor shall provide onsite containers for collection of rubbish and shall dispose of it at frequent intervals during the progress of the Work.
 - F. Fire exits, alarm systems, and sprinkler systems shall remain fully operational at all times, unless written approval is received from the Owner's Construction Representative and the appropriate Facility Representative at least twenty-four (24) hours in advance. The Contractor shall submit a written time schedule for any proposed shutdowns.
 - G. For all hazardous materials brought onsite, Material Safety Data Sheets shall be on site and readily available upon request at least a day before delivery.
 - H. Alcoholic beverages or illegal substances shall not be brought upon the Facility premises. The Contractor's workers shall not be under the influence of any intoxicating substances while on the Facility premises.

3.3 SECURITY CLEARANCES AND RESTRICTIONS

- A. **FMDC REQUIRED FINGERPRINTING FOR CRIMINAL BACKGROUND AND WARRANTS CHECK**
 1. All employees of the Contractor are required to submit fingerprints to the Missouri State Highway Patrol to enable the Office of Administration, Division of Facilities Management, Design and Construction (FMDC) to receive state and national criminal background checks on such employees. FMDC reserves the right to prohibit any employee of the Contractor from performing work in or on the premises of any facility owned, operated, or utilized by the State of Missouri for any reason.
 2. The Contractor shall ensure all of its employees submit fingerprints to the Missouri State Highway Patrol and pay for the cost of such background checks. The Contractor shall submit to FMDC via email to FMDCSecurity@oa.mo.gov a list of the names of the Contractor's employees who will be fingerprinted and a signed Missouri Applicant Fingerprint Privacy Notice, Applicant Privacy Rights and Privacy Act Statement for each

employee. All employees of the Contractor approved by FMDC to work at a State facility must obtain a contractor ID badge from FMDC prior to beginning work on-site, unless the Director of FMDC, at the Director's discretion, waives the requirement for a contractor ID badge. The Contractor and its employees must comply with the process for background checks and contractor ID badges found on FMDC's website at: <https://oa.mo.gov/fmdc-contractor-id-badges>.

3. Pursuant to section 43.540, RSMo, FMDC participates in the Missouri Rap Back and National Rap Back programs as of August 28, 2018. This means that the Missouri State Highway Patrol, Central Records Repository, and the Federal Bureau of Investigation will retain the fingerprints submitted by each of the Contractor's employees, and those fingerprints will be searched against other fingerprints on file, including latent fingerprints. While retained, an employee's fingerprints may continue to be compared against other fingerprints submitted or retained by the Federal Bureau of Investigation, including latent fingerprints.
4. As part of the Missouri and National Rap Back programs, FMDC will receive notification if a new arrest is reported for an employee whose fingerprints have been submitted for FMDC after August 28, 2018. If the employee is performing work on a State contract at the time of the arrest notification, FMDC will request and receive the employee's updated criminal history records. If the employee is no longer performing work on a State contract, FMDC will not obtain updated criminal records.
5. Pursuant to section 43.540, RSMo, the Missouri State Highway Patrol will provide the results of the employee's background check directly to FMDC. FMDC may NOT release the results of a background check to the Contractor or provide the Contractor any information obtained from a background check, either verbally or in writing. FMDC will notify the Contractor only whether an employee is approved to work on State property.
6. Each employee who submits fingerprints to the Missouri State Highway Patrol has a right to obtain a copy of the results of his or her background check. The employee may challenge the accuracy and completeness of the information contained in a background check report and obtain a determination from the Missouri State Highway Patrol and/or the FBI regarding the validity of such challenge prior to FMDC making a final decision about his or her eligibility to perform work under a State contract.
7. The Contractor shall notify FMDC via email to FMDCSecurity@oa.mo.gov if an employee is terminated or resigns from employment with the Contractor. If the Contractor does not anticipate performing work on a State contract in the future, the Contractor may request that FMDC remove its employees from the Rap Back programs. However, if removed from the Rap Back programs, employees will be required to submit new fingerprints should the contractor be awarded another State contract.
8. Upon award of a Contract, the Contractor should contact FMDC at FMDCSecurity@oa.mo.gov to determine if its employees need to provide a new background check. If a Contractor's employee has previously submitted a fingerprint background check to FMDC as part of the Missouri and National Rap Back programs, the employee may not need to submit another fingerprint search for a period of three to six years, depending upon the circumstances. The Contractor understands and agrees that FMDC may require more frequent background checks without providing any explanation to the Contractor. The fact that an additional background check is requested by FMDC does not indicate that the employee has a criminal record.

3.4 DISRUPTION OF UTILITIES

- A. The Contractor shall give a minimum of seventy-two (72) hours written notice to the

Construction Representative and the Facility Representative before disconnecting electric, gas, water, fire protection, or sewer service to any building.

- B. The Contractor shall give a minimum of seventy-two (72) hours written notice to the Construction Representative and Facility Representative before closing any access drives, and shall make temporary access available, if possible. The Contractor shall not obstruct streets, walks, or parking.

3.5 PROTECTION OF PERSONS AND PROPERTY

A. SAFETY PRECAUTIONS AND PROGRAMS

1. The Contractor shall at all times conduct operations under this Contract in a manner to avoid the risk of bodily harm to persons or risk of damage to any property. The Contractor shall promptly take precautions which are necessary and adequate against conditions created during the progress of the Contractor's activities hereunder which involve a risk of bodily harm to persons or a risk of damage to property. The Contractor shall continuously inspect Work, materials, and equipment to discover and determine any such conditions and shall be solely responsible for discovery, determination, and correction of any such conditions. The Contractor shall comply with applicable safety laws, standards, codes, and regulations in the jurisdiction where the Work is being performed, specifically, but without limiting the generality of the foregoing, with rules regulations, and standards adopted pursuant to the Williams-Steiger Occupational Safety and Health Act of 1970 and applicable amendments.
2. All contractors, subcontractors and workers on this project are subject to the Construction Safety Training provisions 292.675 RSMo.
3. In the event the Contractor encounters on the site, material reasonably believed to be asbestos, polychlorinated biphenyl (PCB), lead, mercury, or other material known to be hazardous, which has not been rendered harmless, the Contractor shall immediately stop Work in the area affected and report the condition to the Owner's Representative and the Architect in writing. The Work in the affected area shall not thereafter be resumed except by written agreement of the Owner's Representative and Contractor if in fact the material is asbestos or polychlorinated biphenyl (PCB) and has not been rendered harmless. The Work in the affected area shall be resumed in the absence of asbestos or polychlorinated biphenyl (PCB), or when it has been rendered harmless by written agreement of the Owner's Representative and the Contractor. "Rendered Harmless" shall mean that levels of such materials are less than any applicable exposure standards, including but limited to OSHA regulations.

B. SAFETY OF PERSONS AND PROPERTY

1. The Contractor shall take reasonable precautions for safety of, and shall provide protection to prevent damage, injury, or loss to:
 - a. clients, staff, the public, construction personnel, and other persons who may be affected thereby;
 - b. the Work and materials and equipment to be incorporated therein, whether in storage on or off the site, under care, custody, or control of the Contractor or the Contractor's Subcontractors of any tier; and
 - c. other property at the site or adjacent thereto, such as trees, shrubs, lawns, walks,

pavements, roadways, structures, and utilities not designated for removal, relocation, or replacement in the course of construction.

2. The Contractor shall give notices and comply with applicable laws, standards, codes, ordinances, rules, regulations, and lawful orders of public authorities bearing on safety of persons or property or their protection from damage, injury, or loss.
3. The Contractor shall erect and maintain, as required by existing conditions and performance of the Contract, safeguards for safety and protection, including, but not limited to, posting danger signs and other warnings against hazards, promulgating safety regulations, and notifying owners and users of adjacent sites and utilities.
4. When use or storage of explosives or other hazardous materials or equipment or unusual methods are necessary for execution of the Work, the Contractor shall exercise the highest degree of care and carry on such activities under supervision of properly qualified personnel.
5. The Contractor shall promptly remedy damage and loss (other than damage or loss insured under property insurance required by the Contract Documents) to property referred to in this Section caused in whole or in part by the Contractor, a Subcontractor of any tier, or anyone directly or indirectly employed by any of them, or by anyone for whose acts they may be liable, and for which the Contractor is responsible under this Section, except damage or loss attributable solely to acts or omissions of Owner or the Architect or anyone directly or indirectly employed by either of them, or by anyone for whose acts either of them may be liable, and not attributable to the fault or negligence of the Contractor. The foregoing obligations of the Contractor are in addition to the Contractor's other obligations stated elsewhere in the Contract.
6. The Contractor shall designate a responsible member of the Contractor's organization at the site whose duty shall be the prevention of accidents, and the maintaining, enforcing and supervising of safety precautions and programs. This person shall be the Contractor's superintendent unless otherwise designated by the Contractor in writing to the Owner's Representative and Architect. The Contractor shall hold regularly scheduled safety meetings to instruct Contractor personnel on safety practices, accident avoidance and prevention, and the Project Safety Program. The Contractor shall furnish safety equipment and enforce the use of such equipment by its employees and its subcontractors of any tier.
7. The Contractor shall not load or permit any part of the construction or site to be loaded so as to endanger its safety.
8. The Contractor shall promptly report in writing to the Owner all accidents arising out of or in connection with the Work which cause death, lost time injury, personal injury, or property damage, giving full details and statements of any witnesses. In addition, if death, serious personal injuries, or serious property damages are caused, the accident shall be reported immediately.
9. The Contractor shall promptly notify in writing to the Owner of any claims for injury or damage to personal property related to the work, either by or against the Contractor.
10. The Owner assumes no responsibility or liability for the physical condition or safety of the Work site or any improvements located on the Work site. The Contractor shall be solely responsible for providing a safe place for the performance of the Work. The Owner shall not be required to make any adjustment in either the Contract Sum or Contract Time concerning any failure by the Contractor or any Subcontractor to comply with the requirements of this Paragraph.
11. In no event shall the Owner have control over, charge of, or any responsibility for construction means, methods, techniques, sequences or procedures or for safety precautions and programs in connection with the Work, notwithstanding any of the rights

- and authority granted the Owner in the Contract Documents.
12. The Contractor shall maintain at his own cost and expense, adequate, safe and sufficient walkways, platforms, scaffolds, ladders, hoists and all necessary, proper, and adequate equipment, apparatus, and appliances useful in carrying on the Work and which are necessary to make the place of Work safe and free from avoidable danger for clients, staff, the public and construction personnel, and as may be required by safety provisions of applicable laws, ordinances, rules regulations and building and construction codes.

END OF SECTION 013513.28

SECTION 015000 – CONSTRUCTION FACILITIES AND TEMPORARY CONTROLS

PART 1 - GENERAL

1.1 RELATED DOCUMENTS

- A. Drawings and general provisions of the Contract including General and Supplementary Conditions, Bid Form, and other Division 1 Specification Sections apply to this Section.

1.2 SUMMARY

- A. This Section includes requirements for construction facilities and temporary controls including temporary utilities, support facilities, security, and protection.
- B. Temporary utilities include, but are not limited to, the following:
 - 1. Water service and distribution
 - 2. Temporary electric power and light
 - 3. Temporary heat
 - 4. Ventilation
 - 5. Telephone service
 - 6. Sanitary facilities, including drinking water
 - 7. Storm and sanitary sewer
- C. Support facilities include, but are not limited to, the following:
 - 1. Field offices and storage sheds
 - 2. Temporary roads and paving
 - 3. Dewatering facilities and drains
 - 4. Temporary enclosures
 - 5. Hoists and temporary elevator use
 - 6. Temporary project identification signs and bulletin boards
 - 7. Waste disposal services
 - 8. Rodent and pest control
 - 9. Construction aids and miscellaneous services and facilities
- D. Security and protection facilities include, but are not limited to, the following:
 - 1. Temporary fire protection
 - 2. Barricades, warning signs, and lights
 - 3. Sidewalk bridge or enclosure fence for the site
 - 4. Environmental protection

1.3 SUBMITTALS

- A. Temporary Utilities: Submit reports of tests, inspections, meter readings, and similar procedures performed on temporary utilities.

- B. Implementation and Termination Schedule: Within (15) days of the date established for commencement of the Work, submit a schedule indicating implementation and termination of each temporary utility.

1.4 QUALITY ASSURANCE

- A. Regulations: Comply with industry standards and applicable laws and regulations including, but not limited to, the following:
 - 1. Building code requirements
 - 2. Health and safety regulations
 - 3. Utility company regulations
 - 4. Police, fire department, and rescue squad rules
 - 5. Environmental protection regulations
- B. Standards: Comply with NFPA 241 “Standard for Safeguarding Construction, Alterations, and Demolition Operations”. ANSI A10 Series standards for “Safety Requirements for Construction and Demolition”, and NECA Electrical Design Library “Temporary Electrical Facilities”.
 - 1. Electrical Service: Comply with NEMA, NECA, and UL standards and regulations for temporary electric service. Install service in compliance with NFPA 70 “National Electric Code”.
- C. Inspections: Arrange for authorities having jurisdiction to inspect and test each temporary utility before use. Obtain required certifications and permits.

1.5 PROJECT CONDITIONS

- A. Temporary Utilities: Prepare a schedule indicating dates for implementation and termination of each temporary utility. At the earliest feasible time, when acceptable to the Owner, change over from use of temporary service to use of permanent service.
- B. Conditions of Use: Keep temporary services and facilities clean and neat in appearance. Operate in a safe and efficient manner. Relocate temporary services and facilities as the Work progresses. Do not overload facilities or permit them to interfere with progress. Take necessary fire-prevention measures. Do not allow hazardous, dangerous, or unsanitary conditions, or public nuisances to develop or persist onsite.

PART 2 - PRODUCTS

2.1 MATERIALS

- A. General: Provide new materials. If acceptable to the Designer, the Contractor may use undamaged, previously used materials in serviceable condition. Provide materials suitable for use intended.
- B. Lumber and Plywood: Comply with requirements in Division 6 Section “Rough Carpentry”.

1. For job-built temporary office, shops, and sheds within the construction area, provide UL-labeled, fire-treated lumber and plywood for framing, sheathing, and siding.
 2. For signs and directory boards, provide exterior-type, Grade B-B high-density concrete form overlay plywood of sized and thicknesses indicated.
 3. For fences and vision barriers, provide minimum 3/9" (9.5mm) thick exterior plywood.
 4. For safety barriers, sidewalk bridges, and similar uses, provide minimum 5/8" (16mm) thick exterior plywood.
- C. Gypsum Wallboard: Provide gypsum wallboard on interior walls of temporary offices.
- D. Roofing Materials: Provide UL Class A standard-weight asphalt shingles or UL Class C mineral-surfaced roll roofing on roofs of job-built temporary office, shops, and shed.
- E. Paint: Comply with requirements of Division 9 Section "Painting".
1. For job-built temporary offices, shops, sheds, fences, and other exposed lumber and plywood, provide exterior-grade acrylic-latex emulsion over exterior primer.
 2. For sign panels and applying graphics, provide exterior-grade alkyd gloss enamel over exterior primer.
 3. For interior walls of temporary offices, provide two (2) quarts interior latex-flat wall paint.
- F. Tarpaulins: Provide waterproof, fire-resistant, UL-labeled tarpaulins with flame-spread rating of (15) or less. For temporary enclosures, provide translucent, nylon-reinforced laminated polyethylene or polyvinyl chloride, fire-retardant tarpaulins.
- G. Water: Provide potable water approved by local health authorities.
- H. Open-Mesh Fencing: Provide 0.120" (3mm) thick, galvanized 2" (50mm) chainlink fabric fencing 6' (2m) high with galvanized steel pipe posts, 1½" (38mm) ID for line posts and 2½" (64mm) ID for corner posts.

2.2 EQUIPMENT

- A. General: Provide new equipment. If acceptable to the Designer, the Contractor may use undamaged, previously used equipment in serviceable condition. Provide equipment suitable for use intended.
- B. Water Hoses: Provide ¾" (19mm), heavy-duty, abrasion-resistant, flexible rubber hoses 100' (30m) long, with pressure rating greater than the maximum pressure of the water distribution system. Provide adjustable shutoff nozzles at hose discharge.
- C. Electrical Outlets: Provide properly configured, NEMA-polarized outlets to prevent insertion of 110 to 120V plugs into higher voltage outlets. Provide receptacle outlets equipped with ground-fault circuit interrupters, reset button, and pilot light for connection of power tools and equipment.
- D. Electrical Power Cords: Provide grounded extension cords. Use hard-service cords where exposed to abrasion and traffic. Provide waterproof connectors to connect separate lengths

of electric cords if single lengths will not reach areas where construction activities are in progress. Do not exceed safe length-voltage rating.

- E. Lamps and Light Fixtures: Provide general service incandescent lamps of wattage required for adequate illumination. Provide guard cages or tempered-glass enclosures where exposed to breakage. Provide exterior fixture where exposed to moisture.
- F. Heating Units: Provide temporary heating units that have been tested and labeled by UL, FM, or another recognized trade association related to the type of fuel being consumed.
- G. Temporary Offices: Provide prefabricated or mobile units or similar job-built construction with lockable entrances, operable windows, and serviceable finishes. Provide heated and air-conditioned units on foundations adequate for normal loading.
- H. Temporary Toilet Units: Provide self-contained, single-occupant toilet units of the chemical, aerated re-circulation, or combustion type. Provide units properly vented and fully enclosed with a glass-fiber-reinforced polyester shell or similar nonabsorbent material.
- I. Fire Extinguishers: Provide hand-carried, portable, UL-rated, Class A fire extinguishers for temporary offices and similar spaces. In other locations, provide hand-carried, portable, UL-rated, Class ABC, dry-chemical extinguishers, or a combination of extinguishers of NFPA-recommended classes for the exposures.
 - 1. Comply with NFPA 10 and NFPA 241 for classification, extinguishing agent, and size required by location and class of fire exposure.

PART 3 - EXECUTION

3.1 INSTALLATION

- A. Use qualified personnel for installation of temporary facilities. Locate facilities where they will serve the Project adequately and result in minimum interference with performance of the Work. Relocate and modify facilities as required.
- B. Provide each Facility ready for use when needed to avoid delay. Maintain and modify as required. Do not remove until facilities are no longer needed or are replaced by authorized use of completed permanent facilities.

3.2 TEMPORARY UTILITY INSTALLATION

- A. General: Engage the appropriate local utility company to install temporary service or connect to existing service. Where company provides only part of the service, provide the remainder with matching, compatible materials and equipment. Comply with company recommendations.
 - 1. Arrange with company and existing users for a time when service can be interrupted, if necessary, to make connections for temporary services.
 - 2. Provide adequate capacity at each stage of construction. Prior to temporary utility availability, provide trucked-in services.
 - 3. Obtain easements to bring temporary utilities to the site where the Owner's easements cannot be used for that purpose.

4. Use Charges: Cost or use charges for temporary facilities are not chargeable to the Owner or Designer. Neither the Owner nor Designer will accept cost or use charges as a basis of claims for Change Order.
- B. Temporary Water Service: The Owner will provide water for construction purposes from the existing building system. All required temporary extensions shall be provided and removed by the Contractor. Connection points and methods of connection shall be designated and approved by the Construction Representative.
- C. Temporary Electric Power Service: The Owner will provide electric power for construction lighting and power tools. Contractors using such services shall pay all costs of temporary services, circuits, outlet, extensions, etc.
- D. Temporary Toilets: Install self-contained toilet units. Use of pit-type privies will not be permitted. Comply with regulations and health codes for the type, number, location, operation, and maintenance of fixtures and facilities. Install where facilities will best serve the Project's needs.
 1. Shield toilets to ensure privacy.
 2. Provide separate facilities for male and female personnel.
 3. Provide toilet tissue materials for each facility.
- E. Wash Facilities: Install wash facilities supplied with potable water at convenient locations for personnel involved in handling materials that require wash-up for a health and sanitary condition. Dispose of drainage properly. Supply cleaning compounds appropriate for each condition.
 1. Provide paper towels or similar disposable materials for each facility.
 2. Provide covered waste containers for used material.
 3. Provide safety showers, eyewash fountains, and similar facilities for convenience, safety, and sanitation of personnel.
- F. Provide earthen embankments and similar barriers in and around excavations and subgrade construction, sufficient to prevent flooding by runoff of storm water from heavy rains.

3.3 SUPPORT FACILITIES INSTALLATION

- A. General: Locate field offices, storage sheds, and other temporary construction and support facilities for easy access.
 1. Maintain support facilities until near Substantial Completion. Remove prior to Substantial Completion. Personnel remaining after Substantial Completion will be permitted to use permanent facilities, under conditions acceptable to the Owner.
- B. Storage Facilities: Limited areas for storage of building materials are available onsite. Available storage areas are shown on the drawings. The Contractor shall provide his own security. Specific locations for storage and craning operations will be discussed at the Pre-Bid Meeting and the Pre-Construction Meeting.
- C. Construction Parking: Parking at the site will be provided in the areas designated at the Pre-Construction Meeting.

- D. Dewatering Facilities and Drains: For temporary drainage and dewatering facilities and operations not directly associated with construction activities included under individual Sections, comply with dewatering requirements of applicable Division 2 Sections. Where feasible, utilize the same facilities. Maintain the site, excavations, and construction free of water.
- E. Temporary Lifts and Hoists: Provide facilities for hoisting materials and employees. Truck cranes and similar devices used for hoisting materials are considered “tools and equipment” and not temporary facilities.
- F. Project Identification and Temporary Signs: Prepare project identification and other signs of size indicated. Install signs where indicated to inform the public and persons seeking entrance to the Project. Support on posts or framing of preservative-treated wood or steel. Do not permit installation of unauthorized signs.
 - 1. Project Identification Signs: Engage an experienced sign painter to apply graphics. Comply with details indicated.
 - 2. Temporary Signs: Prepare signs to provide directional information to construction personnel and visitors.
- G. Collection and Disposal of Waste: Collect waste from construction areas and elsewhere daily. Comply with requirements of NFPA 241 for removal of combustible waste material and debris. Enforce requirements strictly. Do not hold materials more than seven (7) days during normal weather or three (3) days when the temperature is expected to rise above 80°F (27°C). Handle hazardous, dangerous, or unsanitary waste materials separately from other waste by containerizing properly. Dispose of material lawfully.
- H. Rodent Pest Control: Before deep foundation work has been completed, retain a local exterminator or pest control company to recommend practices to minimize attraction and harboring of rodents, roaches, and other pests. Employ this service to perform extermination and control procedures are regular intervals so the Project will be free of pests and their residues at Substantial Completion. Perform control operations lawfully, using environmentally safe materials.

3.4 SECURITY AND PROTECTION FACILITIES INSTALLATION

- A. Except for use of permanent fire protection as soon as available, do not change over from use of temporary security and protection facilities to permanent facilities until Substantial Completion, or longer, as requested by the Designer.
- B. Temporary Fire Protection: Until fire-protection needs are supplied by permanent facilities, install and maintain temporary fire-protection facilities of the types needed to protect against reasonable predictable and controllable fire losses. Comply with NFPA 10 “Standard for Portable Fire Extinguishers” and NFPA 241 “Standard for Safeguarding Construction, Alterations, and Demolition Operations”.
 - 1. Locate fire extinguishers where convenient and effective for their intended purpose, but not less than one (1) extinguisher on each floor at or near each usable stairwell.
 - 2. Store combustible materials in containers in fire-safe locations.
 - 3. Maintain unobstructed access to fire extinguishers, fire hydrants, temporary fire-protection facilities, stairways, and other access routes for fighting fires. Prohibit smoking in hazardous fire-exposure areas.

4. Provide supervision of welding operations, combustion-type temporary heating units, and similar sources of fire ignition.
- C. Barricades, Warning Signs, and Lights: Comply with standards and code requirements for erection of structurally adequate barricades. Paint with appropriate colors, graphics, and warning signs to inform personnel and the public of the hazard being protected against. Where appropriate and needed, provide lighting including flashing red or amber lights.
- D. Enclosure Fence: Before excavation begins, install an enclosure fence with lockable entrance gates. Locate where indicated, or enclose the entire site or the portion determined sufficient to accommodate construction operations. Install in a manner that will prevent people, dogs, and other animals from easily entering the site, except by the entrance gates.
 1. Provide open-mesh, chainlink fencing with posts set in a compacted mixture of gravel and earth.
- E. Security Enclosure and Lockup: Install substantial temporary enclosure of partially completed areas of construction. Provide locking entrances to prevent unauthorized entrance, vandalism, theft, and similar violations of security.
 1. Storage: Where materials and equipment must be stored and are of value or attractive for theft, provide a secure lockup. Enforce discipline in connection with the installation and release of material to minimize the opportunity for theft and vandalism.
- F. Environmental Protection: Provide protection, operate temporary facilities, and conduct construction in ways and by methods that comply with environmental regulations and minimize the possibility that air, waterways, and subsoil might be contaminated or polluted or that other undesirable effects might result. Avoid use of tools and equipment that produce harmful noise. Restrict use of noisemaking tools and equipment to hours that will minimize complaints from persons or firms near the site.

3.5 OPERATION, TERMINATION AND REMOVAL

- A. Supervision: Enforce strict discipline in use of temporary facilities. Limit availability of temporary facilities to essential and intended uses to minimize waste and abuse.
- B. Maintenance: Maintain facilities in good operating condition until removal. Protect from damage by freezing temperatures and similar elements.
 1. Maintain operation of temporary enclosures, heating, cooling, humidity control, ventilation, and similar facilities on a 24-hour basis where required to achieve indicated results and to avoid possibility of damage.
 2. Protection: Prevent water-filled piping from freezing. Maintain markers for underground lines. Protect from damage during excavation operations.
- C. Termination and Removal: Unless the Designer requests that it be maintained longer, remove each temporary facility when the need has ended, when replaced by authorized use of a permanent facility, or no later than Substantial Completion. Complete or, if necessary, restore permanent construction that may have been delayed because of interference with the temporary facility. Repair damaged Work, clean exposed surfaces, and replace construction that cannot be satisfactorily repaired.
 1. Materials and facilities that constitute temporary facilities are the Contractor's property. The Owner reserves the right to take possession of project identification signs.

2. At Substantial Completion, clean and renovate permanent facilities used during the construction period including, but not limited to, the following:
 - a. Replace air filters and clean inside of ductwork and housing.
 - b. Replace significantly worn parts and parts subject to unusual operating conditions.
 - c. Replace lamps burned out or noticeably dimmed by hours of use.

END OF SECTION 015000

SECTION 017400 – CLEANING

PART 1 - GENERAL

1.1 RELATED DOCUMENTS

- A. Drawings and general provisions of the Contract including General and Supplementary Conditions, Bid Form, and other Division 1 Specification Sections apply to this Section.

1.2 SUMMARY

- A. This Section includes administrative and procedural requirements for cleaning during the Project.
- B. Environmental Requirements: Conduct cleaning and waste-disposal operations in compliance with local laws and ordinances. Comply fully with federal and local environmental and anti-pollution regulations.
 - 1. Do not dispose of volatile wastes such as mineral spirits, oil, or paint thinner in storm or sanitary drains.
 - 2. Burning or burying of debris, rubbish, or other waste material on the premises is not permitted.

PART 2 - PRODUCTS

2.1 MATERIALS

- A. Cleaning Agents: Use cleaning materials and agents recommended by the manufacturer or fabricator for the surface to be cleaned. Do not use cleaning agents that are potentially hazardous to health or property or that might damage finished surfaces.

PART 3 - EXECUTION

3.1 PROGRESS CLEANING

- A. General
 - 1. Retain all stored items in an orderly arrangement allowing maximum access, not impeding drainage or traffic, and providing the required protection of materials.
 - 2. Do not allow the accumulation of scrap, debris, waste material, and other items not required for construction of this Work.
 - 3. At least <once><twice> each month, and more often if necessary, completely remove all scrap, debris, and waste material from the jobsite.
 - 4. Provide adequate storage for all items awaiting removal from the jobsite, observing all requirements for fire protection and protection of the ecology.
- B. Site
 - 1. Daily, inspect the site and pick up all scrap, debris, and waste material. Remove all such items to the place designated for their storage.
 - 2. Weekly, inspect all arrangements of materials stored onsite. Re-stack, tidy, or otherwise service all material arrangements.

3. Maintain the site in a neat and orderly condition at all times.

C. Structures

1. Daily, inspect the structures and pick up all scrap, debris, and waste material. Remove all such items to the place designated for their storage.
2. Weekly, sweep all interior spaces clean. "Clean" for the purposes of this paragraph, shall be interpreted as meaning free from dust and other material capable of being removed by use of reasonable effort and handheld broom.
3. In preparation for installation of succeeding materials, clean the structures or pertinent portions thereof to the degree of cleanliness recommended by the manufacturer of the succeeding material, using all equipment and materials required to achieve the required cleanliness.
4. Following the installation of finish floor materials, clean the finish floor daily while work is being performed in the space in which finish materials have been installed. "Clean" for the purposes of this subparagraph, shall be interpreted as meaning free from all foreign material which, in the opinion of the Construction Representative, may be injurious to the finish of the finish floor material.

3.2 FINAL CLEANING

- A. General: Provide final cleaning operations when indicated. Employ experienced workers or professional cleaners for final cleaning. Clean each surface or unit of Work to the condition expected from a commercial building cleaning and maintenance program. Comply with manufacturer's instructions.
- B. Complete the following cleaning operations before requesting inspection for certification of Substantial Completion for the entire Project or a portion of the Project.
 1. Clean the Project Site, yard and grounds, in areas disturbed by construction activities including landscape development areas, of rubbish, waste material, litter, and foreign substances.
 2. Sweep paved areas broom clean. Rake grounds that are neither planted nor paved to a smooth, even-textured surface.
 3. Remove petrochemical spills, stains, and other foreign deposits.
 4. Remove tools, construction equipment, machinery, and surplus material from the site.
 5. Remove snow and ice to provide safe access to the building.
 6. Clean exposed exterior and interior hard-surfaced finishes to a dirt-free condition, free of stains, films, and similar foreign substances. Avoid disturbing natural weathering of exterior surfaces. Restore reflective surfaces to their original condition.
 7. Remove debris and surface dust from limited access spaces, including roofs, plenums, shafts, trenches, equipment vaults, manholes, attics, and similar spaces.
 8. Broom clean concrete floors in unoccupied spaces.
 9. Vacuum clean carpet and similar soft surfaces removing debris and excess nap. Shampoo, if required.
 10. Clean transparent material, including mirrors and glass in doors and windows. Remove glazing compounds and other substances that are noticeable vision-

obscuring materials. Replace chipped or broken glass and other damaged transparent materials. Polish mirrors and glass, taking care not to scratch surfaces.

11. Remove labels that are not permanent labels.
 12. Touch up and otherwise repair and restore marred, exposed finishes and surfaces. Replace finishes and surfaces that cannot be satisfactorily repaired or restored or that already show evidence of repair or restoration.
 - a. Do not paint over “UL” and similar labels, including mechanical and electrical nameplates.
 13. Wipe surfaces of mechanical and electrical equipment, elevator equipment, and similar equipment. Remove excess lubrication, paint and mortar droppings, and other foreign substances.
 14. Clean plumbing fixtures to a sanitary condition free of stains, including stains resulting from water exposure.
 15. Replace disposable air filters and clean permanent air filters. Clean exposed surfaces of diffusers, registers, and grills.
 16. Clean ducts, blowers, and coils if units were operated without filters during construction
 17. Clean food-service equipment to a sanitary condition, ready and acceptable for its intended use.
 18. Clean light fixtures, lamps, globes, and reflectors to function with full efficiency. Replace burned-out bulbs and defective and noisy starters in fluorescent and mercury vapor fixtures.
 19. Leave the Project clean and ready for occupancy.
- C. Pest Control: Engage an experienced, licensed exterminator to make a final inspection and rid the Project of rodents, insects, and other pests. Comply with regulations of local authorities.
- D. Removal of Protection: Remove temporary protection and facilities installed during construction to protect previously completed installations during the remainder of the construction period.
- E. Compliances: Comply with governing regulations and safety standards for cleaning operations. Remove waste materials from the site and dispose of lawfully.
1. Where extra materials of value remain after Final Acceptance by the Owner, they become the Owner’s property.

END OF SECTION 017400

SECTION 033000 - CAST-IN-PLACE CONCRETE

1.1 QUALITY ASSURANCE

- A. Mockups are not required.

1.2 PRODUCTS

- A. Concrete General: ACI 301 (ACI 301M) and ACI 117 (ACI 117M).
- B. Form facing materials.
- C. Steel Reinforcement:
 - 1. Reinforcing Bars: Deformed
 - 2. Welded-Wire Reinforcement: Plain
- D. Concrete Materials:
 - 1. Portland Cement: ASTM C 150/C 150M, gray portland cement Type I.
 - 2. Fly ash.
 - 3. Slag cement.
 - 4. Silica fume.
 - 5. Aggregate: Normal weight.
 - 6. Water.
- E. Mixing: Ready mixed.

1.3 CONCRETE MIXTURES

- A. Portland Cement Replacement: Use fly ash, slag cement, and silica fume to reduce portland cement by 40 percent.
- B. Compressive Strength (28 Days):
 - 1. Footings: 4000 psi.
 - 2. Slabs-on-Grade: 4000 psi.
 - 3. Walls/Columns: 4000 psi.

1.4 INSTALLATION

- A. Formed Finishes: Smooth.
- B. Floor, Slab, and Ramp Finishes:
 - 1. Float: Surfaces to receive trowel finish and surfaces to be covered with fluid-applied or sheet waterproofing.

2. Trowel: Surfaces exposed to view or to be covered with resilient flooring.
3. Trowel and Fine Broom: Surfaces to be covered with ceramic or quarry tile to be installed by either thickset or thinset method.
4. Broom: Exterior concrete platforms, steps and ramps.
5. Slip Resistive: Concrete stair treads, platforms and ramps.

1.5 FIELD QUALITY CONTROL

- A. Testing: By Contractor-engaged agency.
- B. Special Inspections: By Owner-engaged inspector.

END OF SECTION 033000

SECTION 081113 - HOLLOW METAL DOORS AND FRAMES

PART 1 - GENERAL

1.1 RELATED DOCUMENTS

- A. Drawings and general provisions of the Contract, including General and Supplementary Conditions and Division 01 Specification Sections, apply to this Section.

1.2 SUMMARY

- A. Section includes:

- 1. Exterior standard steel doors and frames.

- B. Related Requirements:

- 1. Section 087111 "Door Hardware (Descriptive Specification)" for door hardware for hollow-metal doors.

1.3 DEFINITIONS

- A. Minimum Thickness: Minimum thickness of base metal without coatings according to NAAMM-HMMA 803 or SDI A250.8.

1.4 COORDINATION

- A. Coordinate anchorage installation for hollow-metal frames. Furnish setting drawings, templates, and directions for installing anchorages, including sleeves, concrete inserts, anchor bolts, and items with integral anchors. Deliver such items to Project site in time for installation.
- B. Coordinate requirements for installation of door hardware, electrified door hardware, and access control and security systems.

1.5 ACTION SUBMITTALS

- A. Product Data: For each type of product.

- 1. Include construction details, material descriptions, core descriptions and finishes.

- B. Product Schedule: For hollow-metal doors and frames, prepared by or under the supervision of supplier, using same reference numbers for details and openings as those on Drawings. Coordinate with final door hardware schedule.

1.6 DELIVERY, STORAGE, AND HANDLING

- A. Deliver hollow-metal doors and frames palletized, packaged, or crated to provide protection during transit and Project-site storage. Do not use nonvented plastic.
 - 1. Provide additional protection to prevent damage to factory-finished units.
- B. Deliver welded frames with two removable spreader bars across bottom of frames, tack welded to jambs and mullions.
- C. Store hollow-metal doors and frames vertically under cover at Project site with head up. Place on minimum 4-inch high wood blocking. Provide minimum 1/4-inch space between each stacked door to permit air circulation.

PART 2 - PRODUCTS

2.1 MANUFACTURERS

- A. Manufacturers: Subject to compliance with requirements, available manufacturers offering products that may be incorporated into the Work include, but are not limited to, the following:
 - 1. Ceco
 - 2. Curries
 - 3. Steelcraft
 - 4. or equal

2.2 PERFORMANCE REQUIREMENTS

- A. Thermally Rated Door Assemblies: Provide door assemblies with U-factor of not more 0.38 deg Btu/F x h x sq. ft. (2.16 W/K x sq. m) when tested according to ASTM C 518.

2.3 EXTERIOR STANDARD STEEL DOORS AND FRAMES

- A. Construct hollow-metal doors and frames to comply with standards indicated for materials, fabrication, hardware locations, hardware reinforcement, tolerances, and clearances, and as specified.
- B. Heavy-Duty Doors and Frames: SDI A250.8, Level 2; SDI A250.4, Level B..
 - 1. Doors:
 - a. Type: As indicated in the Door and Frame Schedule.
 - b. Thickness: 1-3/4 inches (44.5 mm).
 - c. Face: Metallic-coated steel sheet, minimum thickness of 18 gage, with minimum A60 (ZF180) coating.
 - d. Edge Construction: Model 2, Seamless.
 - e. Edge Bevel: Provide manufacturer's standard beveled or square edges.
 - f. Top Edge Closures: Close top edges of doors with flush closures of same material as face sheets. Seal joints against water penetration.

- g. Bottom Edges: Close bottom edges of doors with end closures or channels of same material as face sheets. Provide weep-hole openings in bottoms of exterior doors to permit moisture to escape.
 - h. Core: Manufacturer's standard.
2. Frames:
- a. Materials: Metallic-coated steel sheet, minimum thickness of 16 gage, with minimum A60 (ZF180).
 - b. Construction: Full profile welded.
 - c. Kerf frame for weather strip
3. Exposed Finish: Prime.

2.4 FRAME ANCHORS

A. Jamb Anchors:

- 1. Type: Anchors of minimum size and type required by applicable door and frame standard, and suitable for performance level indicated.
- 2. Quantity: Minimum of three anchors per jamb, with one additional anchor for frames with no floor anchor. Provide one additional anchor for each 24 inches (610 mm) of frame height above 7 feet (2.1 m).
- 3. Postinstalled Expansion Anchor: Minimum 3/8-inch- (9.5-mm-) diameter bolts with expansion shields or inserts, with manufacturer's standard pipe spacer.

B. Floor Anchors: Provide floor anchors for each jamb and mullion that extends to floor.

C. Floor Anchors for Concrete Slabs with Underlayment: Adjustable-type anchors with extension clips, allowing not less than 2-inch (51-mm) height adjustment. Terminate bottom of frames at top of underlayment.

D. Material: ASTM A 879/A 879M, Commercial Steel (CS), 04Z (12G) coating designation; mill phosphatized.

- 1. For anchors built into exterior walls, steel sheet complying with ASTM A 1008/A 1008M or ASTM A 1011/A 1011M; hot-dip galvanized according to ASTM A 153/A 153M, Class B.

2.5 MATERIALS

A. Cold-Rolled Steel Sheet: ASTM A 1008/A 1008M, Commercial Steel (CS), Type B; suitable for exposed applications.

B. Metallic-Coated Steel Sheet: ASTM A 653/A 653M, Commercial Steel (CS), Type B.

C. Inserts, Bolts, and Fasteners: Hot-dip galvanized according to ASTM A 153/A 153M.

D. Power-Actuated Fasteners in Concrete: Fastener system of type suitable for application indicated, fabricated from corrosion-resistant materials, with clips or other accessory devices for attaching hollow-metal frames of type indicated.

- E. Mineral-Fiber Insulation: ASTM C 665, Type I (blankets without membrane facing); consisting of fibers manufactured from slag or rock wool; with maximum flame-spread and smoke-developed indexes of 25 and 50, respectively; passing ASTM E 136 for combustion characteristics.

2.6 FABRICATION

- A. Hollow-Metal Frames: Fabricate in one piece except where handling and shipping limitations require multiple sections. Where frames are fabricated in sections, provide alignment plates or angles at each joint, fabricated of metal of same or greater thickness as frames.
 - 1. Provide countersunk, flat- or oval-head exposed screws and bolts for exposed fasteners unless otherwise indicated.
 - 2. Door Silencers: Except on weather-stripped frames, drill stops to receive door silencers as follows. Keep holes clear during construction.
 - a. Single-Door Frames: Drill stop in strike jamb to receive three door silencers.
 - b. Double-Door Frames: Drill stop in head jamb to receive two door silencers.
- B. Hardware Preparation: Factory prepare hollow-metal doors and frames to receive templated mortised hardware, and electrical wiring; include cutouts, reinforcement, mortising, drilling, and tapping according to SDI A250.6, the Door Hardware Schedule, and templates.
 - 1. Reinforce doors and frames to receive nontemplated, mortised, and surface-mounted door hardware.
 - 2. Comply with BHMA A156.115 for preparing hollow-metal doors and frames for hardware.

2.7 STEEL FINISHES

- A. Prime Finish: Clean, pretreat, and apply manufacturer's standard primer.
 - 1. Shop Primer: Manufacturer's standard, fast-curing, lead- and chromate-free primer complying with SDI A250.10; recommended by primer manufacturer for substrate; compatible with substrate and field-applied coatings despite prolonged exposure.

PART 3 - EXECUTION

3.1 PREPARATION

- A. Remove welded-in shipping spreaders installed at factory. Restore exposed finish by grinding, filling, and dressing, as required to make repaired area smooth, flush, and invisible on exposed faces. Touch up factory-applied finishes where spreaders are removed.

3.2 INSTALLATION

- A. General: Install hollow-metal doors and frames plumb, rigid, properly aligned, and securely fastened in place. Comply with approved Shop Drawings and with manufacturer's written instructions.
- B. Hollow-Metal Frames: Comply with SDI A250.11.
 - 1. Set frames accurately in position; plumbed, aligned, and braced securely until permanent anchors are set. After wall construction is complete, remove temporary braces without damage to completed Work.
 - a. Where frames are fabricated in sections, field splice at approved locations by welding face joint continuously; grind, fill, dress, and make splice smooth, flush, and invisible on exposed faces. Touch-up finishes.
 - b. Install frames with removable stops located on secure side of opening.
 - 2. Floor Anchors: Secure with postinstalled expansion anchors.
 - a. Floor anchors may be set with power-actuated fasteners instead of postinstalled expansion anchors if so indicated and approved on Shop Drawings.
 - 3. Solidly pack mineral-fiber insulation inside frames.
 - 4. Masonry Construction: Secure frames in place with postinstalled expansion anchors. Countersink anchors, and fill and make smooth, flush, and invisible on exposed faces.
 - 5. Installation Tolerances: Adjust hollow-metal frames to the following tolerances:
 - a. Squareness: Plus or minus 1/16 inch (1.6 mm), measured at door rabbet on a line 90 degrees from jamb perpendicular to frame head.
 - b. Alignment: Plus or minus 1/16 inch (1.6 mm), measured at jambs on a horizontal line parallel to plane of wall.
 - c. Twist: Plus or minus 1/16 inch (1.6 mm), measured at opposite face corners of jambs on parallel lines, and perpendicular to plane of wall.
 - d. Plumbness: Plus or minus 1/16 inch (1.6 mm), measured at jambs at floor.
- C. Hollow-Metal Doors: Fit and adjust hollow-metal doors accurately in frames, within clearances specified below.
 - 1. Non-Fire-Rated Steel Doors: Comply with SDI A250.8.

3.3 CLEANING AND TOUCHUP

- A. Prime-Coat Touchup: Immediately after erection, sand smooth rusted or damaged areas of prime coat and apply touchup of compatible air-drying, rust-inhibitive primer.
- B. Metallic-Coated Surface Touchup: Clean abraded areas and repair with galvanizing repair paint according to manufacturer's written instructions.
- C. Touchup Painting: Cleaning and touchup painting of abraded areas of paint are specified in painting Sections.

END OF SECTION 081113

SECTION 087111 - DOOR HARDWARE

PART 1 - GENERAL

1.1 SUMMARY

- A. Section includes:
 - 1. Mechanical door hardware for the following:
 - a. Swinging doors.

1.2 ACTION SUBMITTALS

- A. Product Data: For each type of product indicated.
- B. Other Action Submittals:
 - 1. Door Hardware Schedule: Prepared by or under the supervision of Installer, detailing fabrication and assembly of door hardware, as well as installation procedures and diagrams. Coordinate final door hardware schedule with doors, frames, and related work to ensure proper size, thickness, hand, function, and finish of door hardware.
 - a. Format: Use same scheduling sequence and format and use same door numbers as on the drawings.
 - b. Content: Include the following information:
 - 1) Identification number, location, hand, fire rating, size, and material of each door and frame.
 - 2) Locations of each door hardware set, cross-referenced to Drawings on floor plans and to door and frame schedule.
 - 3) Complete designations, including name and manufacturer, type, style, function, size, quantity, function, and finish of each door hardware product.
 - 2. Keying Schedule: Prepared by or under the supervision of Installer, detailing Owner's final keying instructions for locks.

1.3 QUALITY ASSURANCE

- A. Installer Qualifications: Supplier of products and an employer of workers trained and approved by product manufacturers and an Architectural Hardware Consultant who is available during the course of the Work to consult with Contractor, Architect, and Owner about door hardware and keying.
- B. Source Limitations: Provide electrified door hardware from same manufacturer as mechanical door hardware, unless otherwise indicated.

- C. Accessibility Requirements:
 - 1. Provide operating devices that do not require tight grasping, pinching, or twisting of the wrist and that operate with a force of not more than 5 lbf (22.2 N).
 - 2. Comply with the following maximum opening-force requirements:
 - a. Interior, Non-Fire-Rated Hinged Doors: 5 lbf (22.2 N) applied perpendicular to door.
- D. Keying Conference: Conduct conference at Project site to comply with requirements in Section 013100 "Project Management and Coordination."

PART 2 - PRODUCTS

2.1 SCHEDULED DOOR HARDWARE

- A. Provide door hardware for each door as shown on the Drawings to comply with requirements in this Section.
 - 1. Door Hardware Sets: Provide quantity, item, size, finish or color indicated.
 - 2. Sequence of Operation: Provide electrified door hardware function, sequence of operation, and interface with other building control systems indicated.
- B. Designations: Requirements for design, grade, function, finish, size, and other distinctive qualities of each type of door hardware are indicated on the drawings, "Door Types" Article. Products are identified by descriptive titles corresponding to requirements specified in Part 2.

2.2 HINGES

- A. Hinges: BHMA A156.1. Provide template-produced hinges for hinges installed on hollow-metal doors and hollow-metal frames.
 - 1. Manufacturers: Subject to compliance with requirements, available manufacturers offering products that may be incorporated into the Work include, but are not limited to, the following:
 - a. Baldwin Hardware Corporation.
 - b. Hager Companies.
 - c. Stanley Commercial Hardware; Div. of The Stanley Works.
 - d. Or equal
- B. Antifriction-Bearing Hinges:
 - 1. Mounting: Full mortise (butts).
 - 2. Bearing Material: Ball bearing.
 - 3. Grade: Grade 1 (heavy weight).
 - 4. Base and Pin Metal:
 - a. Exterior Hinges: Stainless steel with stainless-steel pin.

2.3 MECHANICAL LOCKS AND LATCHES

- A. Lock Functions: As indicated in door hardware schedule on the Drawings.
- B. Lock Throw: Comply with testing requirements for length of bolts required for labeled fire doors, and as follows:
 - 1. Bored Locks: Minimum 1/2-inch (13-mm) latchbolt throw.
 - 2. Deadbolts: Minimum 1-inch (25-mm) bolt throw.
- C. Lock Backset: 2-3/4 inches (70 mm), unless otherwise indicated.
- D. Lock Trim:
 - 1. Operating Device: Lever with escutcheons (roses).
 - 2. Dummy Trim: Match lever lock trim and escutcheons.
- E. Strikes: Provide manufacturer's standard strike for each lock bolt or latchbolt complying with requirements indicated for applicable lock or latch and with strike box and curved lip extended to protect frame; finished to match lock or latch.
- F. Bored Locks: BHMA A156.2; Grade 1; stamped steel case with steel or brass parts; Series 4000.
 - 1. Manufacturers: Subject to compliance with requirements, available manufacturers offering products that may be incorporated into the Work include, but are not limited to, the following:
 - a. Best Access Systems; Div. of Stanley Security Solutions, Inc.
 - 2. Basis-of –Design Product:
 - a. Subject to compliance with requirements, provide Sargent 6500 Cylindrical Lever Lock; 65G05 – KL Design.
- G. Bored Auxiliary Locks: BHMA A156.36: Grade 1; with strike that suits frame.
 - 1. Backset: 2-3/8 inches (60 mm).
 - 2. Material: Aluminum.
 - 3. Deadlatches: Deadlocking latchbolt operated by key outside and turn inside.
 - 4. Deadlocks: Deadbolt operated by key outside and turn inside.
 - 5. Basis-of –Design Product:
 - a. Subject to compliance with requirements, provide Sargent 480 Series

2.4 LOCK CYLINDERS

- A. Standard Lock Cylinders: BHMA A156.5; Grade 1A; face finished to match lockset.
 - 1. Core Type: Interchangeable.
 - 2. Number of Pins: Seven.

3. Lock Type: Rim and Bored-lock type.
 4. Match site requirements and system.
- B. Construction Master Keys: Provide cylinders with feature that permits voiding of construction keys without cylinder removal. Provide 10 construction master keys.
 - C. Construction Cores: Provide construction cores that are replaceable by permanent cores. Provide 10 construction master keys.

2.5 KEYING

- A. Keying System: Factory registered, complying with guidelines in BHMA A156.28, appendix. Provide one extra key for each lock. Keying decision provided by site administration.

2.6 SURFACE CLOSERS

- A. Surface Closers: BHMA A156.4; rack-and-pinion hydraulic type with adjustable sweep and latch speeds controlled by key-operated valves and forged-steel main arm. Comply with manufacturer's written recommendations for size of door closers depending on size of door, exposure to weather, and anticipated frequency of use. Provide factory-sized closers, adjustable to meet field conditions and requirements for opening force.
 1. Manufacturers: Subject to compliance with requirements, available manufacturers offering products that may be incorporated into the Work include, but are not limited to, the following:
 - a. Dor-O-Matic; an Ingersoll-Rand company.
 - b. LCN Closers; an Ingersoll-Rand company.
 - c. SARGENT Manufacturing Company; an ASSA ABLOY Group company.
 - d. Yale Security Inc.; an ASSA ABLOY Group company.
- B. Surface Closer with Cover: Grade 1; Modern Type with mechanism enclosed in cover.
 1. Mounting: Hinge side, top jamb.
 2. Type: Regular arm.
 3. Backcheck: Adjustable, effective between 60 and 85 degrees of door opening.
 4. Cover Material: Aluminum.
 5. Closing Power Adjustment: At least 50percent more than minimum tested value.

2.7 DOOR GASKETING

- A. Door Gasketing: BHMA A156.22; with resilient or flexible seal strips that are easily replaceable and readily available from stocks maintained by manufacturer.
- B. Maximum Air Leakage: When tested according to ASTM E 283 with tested pressure differential of 0.3-inch wg (75 Pa), as follows:
- C. Kerf Weatherstripping, thermoplastic elastomer gasket material held in place by housing.

2.8 THRESHOLDS

- A. Thresholds: BHMA A156.21; fabricated to full width of opening indicated.
 - 1. Basis of Design: Threshold Pemko 272; Threshold Stop Strip Pemko 1842

2.9 FABRICATION

- A. Fasteners: Provide door hardware manufactured to comply with published templates prepared for machine and sheet metal screws. Provide screws that comply with commercially recognized industry standards for application intended, except aluminum fasteners are not permitted. Provide Phillips flat-head screws with finished heads to match surface of door hardware, unless otherwise indicated.
 - 1. Concealed Fasteners: For door hardware units that are exposed when door is closed, except for units already specified with concealed fasteners. Do not use through bolts for installation where bolt head or nut on opposite face is exposed unless it is the only means of securely attaching the door hardware. Where through bolts are used on hollow door and frame construction, provide sleeves for each through bolt.
 - 2. Fire-Rated Applications:
 - a. Wood or Machine Screws: For the following:
 - 1) Hinges mortised to doors or frames; use threaded-to-the-head wood screws for wood doors and frames.
 - 2) Strike plates to frames.
 - 3) Closers to doors and frames.
 - b. Steel Through Bolts: For the following unless door blocking is provided:
 - 1) Surface hinges to doors.
 - 2) Closers to doors and frames.
 - 3) Surface-mounted exit devices.
 - 3. Spacers or Bolts: For through bolting of hollow-metal doors.

2.10 FINISHES

- A. Provide finishes complying with BHMA A156.18, US26D.
- B. Protect mechanical finishes on exposed surfaces from damage by applying a strippable, temporary protective covering before shipping.

PART 3 - EXECUTION

3.1 INSTALLATION

- A. Steel Doors and Frames: For surface applied door hardware, drill and tap doors and frames according to ANSI/SDI A250.6.
- B. Mounting Heights: Mount door hardware units at heights to comply with the following unless otherwise indicated or required to comply with governing regulations.
 - 1. Standard Steel Doors and Frames: ANSI/SDI A250.8.
 - 2. Custom Steel Doors and Frames: HMMA 831.
- C. Install each door hardware item to comply with manufacturer's written instructions. Where cutting and fitting are required to install door hardware onto or into surfaces that are later to be painted or finished in another way, coordinate removal, storage, and reinstallation of surface protective trim units with finishing work. Do not install surface-mounted items until finishes have been completed on substrates involved.
 - 1. Set units level, plumb, and true to line and location. Adjust and reinforce attachment substrates as necessary for proper installation and operation.
 - 2. Drill and countersink units that are not factory prepared for anchorage fasteners. Space fasteners and anchors according to industry standards.
- D. Hinges: Install types and in quantities indicated in door hardware schedule but not fewer than the number recommended by manufacturer for application indicated or one hinge for every 30 inches (750 mm) of door height, whichever is more stringent, unless other equivalent means of support for door, such as spring hinges or pivots, are provided.
- E. Lock Cylinders: Install construction cores to secure building and areas during construction period.
 - 1. Replace construction cores with permanent cores as indicated in keying schedule.
 - 2. Furnish permanent cores to Owner for installation.
- F. Key Control System: Tag keys and place them on markers and hooks in key control system cabinet, as determined by final keying schedule.
- G. Stops: Provide floor stops for doors unless wall or other type stops are indicated in door hardware schedule. Do not mount floor stops where they will impede traffic.
- H. Door Bottoms: Apply to bottom of door, forming seal with threshold when door is closed.
- I. Adjustment: Adjust and check each operating item of door hardware and each door to ensure proper operation or function of every unit. Replace units that cannot be adjusted to operate as intended. Adjust door control devices to compensate for final operation of heating and ventilating equipment and to comply with referenced accessibility requirements.

3.2 FIELD QUALITY CONTROL

- A. Independent Architectural Hardware Consultant: Owner will engage a qualified independent Architectural Hardware Consultant to perform inspections and to prepare inspection reports.

END OF SECTION 087111

SECTION 102213 - WIRE MESH PARTITIONS

PART 1 - GENERAL

1.1 RELATED DOCUMENTS

- A. Drawings and general provisions of the Contract, including General and Supplementary Conditions and Division 01 Specification Sections, apply to this Section.

1.2 SUMMARY

- A. Section Includes:
 - 1. Standard-duty wire mesh partitions.

1.3 DEFINITIONS

- A. As defined in ASTM E 2016:
 - 1. Intermediate Crimp: Wires pass over one and under the next adjacent wire in both directions, with wires crimped before weaving and with extra crimps between the intersections.
 - 2. Lock Crimp: Deep crimps at points of the intersection that lock wires securely in place.

1.4 PERFORMANCE REQUIREMENTS

- A. Delegated Design: Design wire mesh units, including comprehensive engineering analysis by a qualified professional engineer, using performance requirements and design criteria indicated.
- B. Structural Performance: Wire mesh units shall withstand the effects of gravity loads and the following loads and stresses within limits and under conditions indicated according to SEI/ASCE 7:
 - 1. Seismic Loads: Reference structural drawings.
- C. Thermal Movements: Allow for thermal movements from ambient and surface temperature changes. Base calculations on surface temperatures of materials due to both solar heat gain and nighttime-sky heat loss.
 - 1. Temperature Change (Range): 120 deg F, ambient; 180 deg F, material surfaces.

1.5 ACTION SUBMITTALS

- A. Product Data: For each type of product indicated. Include construction details, material descriptions, dimensions of individual components and profiles, and finishes for wire mesh items.
- B. Shop Drawings: Include plans, elevations, sections, details, and attachments to other work.
- C. Setting Drawings: For anchorages, including sleeves, concrete inserts, anchor bolts, and items with integral anchors, that are to be embedded in concrete or masonry.
- D. Samples for Verification: 12-by-12-inch panel constructed of specified frame members and wire mesh. Show method of finishing members at intersections.
- E. Delegated-Design Submittal: For wire mesh units indicated to comply with performance requirements and design criteria, including analysis data signed and sealed by the qualified professional engineer responsible for their preparation.

1.6 INFORMATIONAL SUBMITTALS

- A. Qualification Data: For qualified Installer.
- B. Welding certificates.

1.7 CLOSEOUT SUBMITTALS

- A. Maintenance Data: For wire mesh unit hardware to include in maintenance manuals.

1.8 MAINTENANCE MATERIAL SUBMITTALS

- A. Furnish extra materials that match products installed and that are packaged with protective covering for storage and identified with labels describing contents.

1.9 QUALITY ASSURANCE

- A. Installer Qualifications: An employer of workers trained and approved by manufacturer.
 - 1. Installer's responsibilities include fabricating and installing wire mesh items and providing professional engineering services needed to assume engineering responsibility.
 - 2. Engineering Responsibility: Preparation of data for wire mesh items, including Shop Drawings, based on testing and engineering analysis of manufacturer's standard units in assemblies similar to those indicated for this Project.
- B. Source Limitations: Obtain wire mesh items from single source from single manufacturer.

- C. Welding Qualifications: Qualify procedures and personnel according to the following:
 - 1. AWS D1.1/D1.1M, "Structural Welding Code - Steel."
 - 2. AWS D1.3, "Structural Welding Code - Sheet Steel."
- D. Preinstallation Conference: Conduct conference at Project site.

1.10 DELIVERY, STORAGE, AND HANDLING

- A. Deliver wire mesh items with cardboard protectors on perimeters of panels and doors and with posts wrapped palletted to provide protection during transit and Project-site storage. Use vented plastic.
- B. Inventory wire mesh partition door hardware on receipt and provide secure lockup for wire mesh partition door hardware delivered to Project site.
 - 1. Tag each item or package separately with identification and include basic installation instructions with each item or package.

1.11 PROJECT CONDITIONS

- A. Field Measurements: Verify actual dimensions of construction contiguous with wire mesh units by field measurements before fabrication.

PART 2 - PRODUCTS

2.1 MANUFACTURERS

- A. Manufacturers: Subject to compliance with requirements, provide products by one of the following:
 - 1. Acorn Wire & Iron Works, Inc.
 - 2. American Woven Wire Corporation.
 - 3. G-S Company (The).
 - 4. Jesco Industries, Inc.
 - 5. Standard Wire & Steel Works.
 - 6. Wire Crafters, LLC.

2.2 MATERIALS

- A. Steel Wire: ASTM A 510.
- B. Steel Plates, Channels, Angles, and Bars: ASTM A 36/A 36M.
- C. Cold-Rolled Steel Sheet: ASTM A 1008/A 1008M, Commercial Steel (CS), Type B.

- D. Steel Pipe: ASTM A 53/A 53M, Schedule 40 unless another weight is indicated or required by structural loads.
- E. Square Steel Tubing: ASTM A 500, cold-formed structural-steel tubing.
- F. Metallic-Coated Steel Sheet: ASTM A 653/A 653M, Commercial Steel (CS), Type B; with G60 zinc (galvanized) or A60 zinc-iron-alloy (galvannealed) coating designation.
- G. Panel-to-Panel Fasteners: Manufacturer's standard steel bolts, nuts, and washers.
- H. Postinstalled Expansion Anchors: With capability to sustain, without failure, load imposed within factors of safety indicated, as determined by testing per ASTM E 488, conducted by a qualified independent testing agency.
 - 1. Carbon Steel: Zinc plated to comply with ASTM B 633, Class Fe/Zn 5 (0.005 mm) for Class SC 1 service condition (mild).
 - 2. Stainless Steel: ASTM F 593 and ASTM F 594, Alloy Group 1 or 2, for bolts and nuts; ASTM A 276 or ASTM A 666, Type 304 or 316, for anchors.
 - 3. For Postinstalled Anchors in Concrete: Capability to sustain, without failure, a load equal to four times the loads imposed.
 - 4. For Postinstalled Anchors in Grouted Masonry Units: Capability to sustain, without failure, a load equal to six times the loads imposed.
- I. Power-Actuated Fasteners in Concrete: Fastener system of type suitable for application indicated and fabricated from corrosion-resistant materials; with clips or other accessory devices for attaching hangers of type indicated, and with capability to sustain, without failure, a load equal to 10 times that imposed by wire mesh construction, as determined by testing per ASTM E 1190, conducted by a qualified testing and inspecting agency.
- J. Seismic Bracing: Angles with legs not less than 1-1/4 inch wide, formed from 0.04-inch-thick, metallic-coated steel sheet; with bolted connections and 1/4-inch-diameter bolts.
- K. Universal Shop Primer: Fast-curing, lead- and chromate-free, universal modified-alkyd primer, complying with MPI#79.
 - 1. Use primer containing pigments that make it easily distinguishable from zinc-rich primer.
- L. Zinc-Rich Primer: Compatible with topcoat, complying with SSPC-Paint 20 or SSPC-Paint 29.
- M. Galvanizing Repair Paint: High-zinc-dust-content paint for regalvanizing welds in steel, complying with SSPC-Paint 20.

2.3 STANDARD-DUTY WIRE MESH PARTITIONS

- A. Mesh: 0.135-inch-diameter, intermediate-crimp steel wire woven into 1-1/2-inch diamond mesh.

- B. Vertical Panel Framing: 1-1/4-by-5/8-by-0.097-inch cold-rolled, C-shaped steel channels with 1/4-inch- diameter bolt holes spaced not more than 18 inches o.c. along center of framing.
- C. Horizontal and Vertical Panel Framing: 1-by-1/2-by-1/8-inch cold-rolled steel channels.
- D. Horizontal Panel Stiffeners: 2 cold-rolled steel channels, not less than 1 by 3/8 by 1/8 inch, bolted or riveted toe to toe through mesh or 1-by-1/2-by-1/8-inch cold-rolled steel channels with wire woven through.
- E. Top Capping Bars: 2-1/4-by-1-inch cold-rolled steel channels.
- F. Posts for Other-Than-90-Degree Corners: Manufacturer's standard steel pipe or tubing with 1/4-inch- diameter bolt holes aligning with bolt holes in vertical framing.
 - 1. Partitions up to 12 Feet High: 1-1/4-inch OD.
- G. Adjustable Corner Posts: 2, manufacturer's standard steel pipe or tubing posts connected by steel hinges at 36 inches o.c. attached to posts; with 1/4-inch- diameter bolt holes aligning with bolt holes in vertical framing.
- H. Floor Shoes: Steel, cast iron, or cast aluminum, not less than 2 inches high; sized to suit vertical framing, drilled for attachment to floor, and with set screws for leveling adjustment.
- I. Swinging Doors: Fabricated from same mesh as partitions, with framing fabricated from 1-1/4-by-1/2-by-1/8-inch steel channels or C-channels, banded with 1-1/4-by-1/8-inch flat steel bar cover plates on 4 sides, and with 1/8-inch- thick angle strike bar and cover on strike jamb.
 - 1. Hinges: Full-surface type, 3-by-3-inch steel, 1-1/2 pairs per door; bolted, riveted, or welded to door and jamb framing.
 - 2. Padlock Lug: Mortised into door framing and enclosed with steel cover.
- J. Swinging Dutch Doors: Fabricated from same mesh as partitions, with framing fabricated from 1-1/4-by-1/2-by-1/8-inch steel channels or C-channels, banded with 1-1/4-by-1/8-inch flat steel bar cover plates on 4 sides, and with 1/8-inch- thick angle strike bar and cover on strike jamb.
 - 1. Hinges: Full-surface type, 3-by-3-inch steel, 1 pair per section of door (top and bottom); bolted, riveted, or welded to door and jamb framing.
 - 2. Bolt: Mounted in, securing upper section of door.
 - 3. Shelf: Fabricated from 0.097-inch- thick, cold-rolled steel sheet, 12 inches deep by full width of door; with corners rounded and edges finished smooth; mounted on top of lower section of door and braced with manufacturer's standard brackets.
- K. Accessories:
 - 1. Sheet Metal Base: Not less than 0.060-inch- thick, cold-rolled steel sheet.

2. Adjustable Filler Panels: Not less than 0.060-inch- thick, cold-rolled steel sheet; capable of filling openings from 2 to 12 inches.
3. Wall Clips: Manufacturer's standard, cold-rolled steel sheet; allowing up to 1 inch of adjustment.

2.4 FABRICATION

- A. General: Fabricate wire mesh items from components of sizes not less than those indicated. Use larger-sized components as recommended by wire mesh item manufacturer. As required for complete installation, provide bolts, hardware, and accessories with manufacturer's standard finishes.
 1. Fabricate wire mesh items to be readily disassembled.
 2. Welding: Weld corner joints of framing and grind smooth, leaving no evidence of joint.
- B. Standard-Duty Wire Mesh Partitions: Fabricate wire mesh partitions with cutouts for pipes, ducts, beams, and other items indicated. Finish edges of cutouts to provide a neat, protective edge.
 1. Mesh: Securely clinch mesh to framing.
 2. Framing: Fabricate framing with mortise and tenon corner construction.
 - a. Provide horizontal stiffeners as indicated or, if not indicated, as required by panel height and as recommended by wire mesh partition manufacturer. Weld horizontal stiffeners to vertical framing.
 3. Fabricate wire mesh partitions with 3 inches of clear space between finished floor and bottom horizontal framing.

2.5 GENERAL FINISH REQUIREMENTS

- A. Comply with NAAMM's "Metal Finishes Manual for Architectural and Metal Products" for recommendations for applying and designating finishes.
- B. Protect mechanical finishes on exposed surfaces from damage by applying a strippable, temporary protective covering before shipping.

2.6 STEEL AND IRON FINISHES

- A. Galvanizing: Hot-dip galvanize items as indicated to comply with applicable standard listed below:
 1. ASTM A 123/A 123M, for galvanizing steel and iron components.
 2. Preparation for Shop Priming: After galvanizing, thoroughly clean wire mesh components of grease, dirt, oil, flux, and other foreign matter, and treat with metallic-phosphate process.

- B. Shop Priming: Apply shop primer to uncoated surfaces of metal fabrications, except those with galvanized finishes and those to be embedded in concrete or masonry, unless otherwise indicated. Comply with SSPC-PA 1, "Paint Application Specification No. 1: Shop, Field, and Maintenance Painting of Steel," for shop painting.
 - 1. Stripe paint corners, crevices, bolts, welds, and sharp edges.
- C. Baked-Enamel or Powder-Coat Finish: Immediately after cleaning and pretreating, apply manufacturer's standard 2-coat, baked-on finish, suitable for use indicated, consisting of prime coat and thermosetting topcoat, with a minimum dry film thickness of 1 mil for topcoat.
 - 1. Color and Gloss: As selected by Architect from manufacturer's full range.

PART 3 - EXECUTION

3.1 EXAMINATION

- A. Examine areas, with Installer present, for compliance with requirements for installation tolerances and other conditions affecting performance of the Work.
- B. Examine floors for suitable conditions where wire mesh items will be installed.
- C. Examine walls to which wire mesh items will be attached for properly located blocking, grounds, and other solid backing for attachment of support fasteners.
- D. Proceed with installation only after unsatisfactory conditions have been corrected.

3.2 WIRE MESH PARTITIONS ERECTION

- A. Anchor wire mesh partitions to floor with 3/8-inch- diameter, postinstalled expansion anchors at 12 inches o.c. through anchor clips located at each post and corner. Shim anchor clips as required to achieve level and plumb installation.
 - 1. Anchors may be set with power-actuated fasteners instead of postinstalled expansion anchors if indicated on Shop Drawings.
- B. Anchor wire mesh partitions to walls at 12 inches o.c. through back corner panel framing and as follows:
 - 1. For concrete and solid masonry anchorage, use drilled-in expansion shields and hanger or lag bolts.
 - 2. For hollow masonry anchorage, use toggle bolts.
 - 3. For steel-framed gypsum board assemblies, use hanger or lag bolts set into wood backing between studs. Coordinate with stud installation to locate backing members.
 - 4. For steel-framed gypsum board assemblies, fasten brackets directly to steel framing or concealed reinforcements using self-tapping screws of size and type required to support structural loads.

- C. Secure top capping bars to top framing channels with 1/4-inch- diameter "U" bolts spaced not more than 28 inches o.c.
- D. Provide line posts at locations indicated or, if not indicated, as follows:
 - 1. For partitions that are 7 to 9 feet high, spaced at 15 to 20 feet o.c.
 - 2. For partitions that are 10 to 12 feet high, located between every other panel.
 - 3. For partitions that are more than 12 feet high, located between each panel.
- E. Provide seismic supports and bracing as indicated or, if not indicated, as recommended by manufacturer and as required for stability, extending and fastening members to supporting structure.
- F. Install doors complete with door hardware.
- G. Where standard-width wire mesh partition panels do not fill entire length of run, provide adjustable filler panels to fill openings.
- H. Bolt accessories to wire mesh partition framing.

3.3 ADJUSTING AND CLEANING

- A. Remove and replace defective work including doors and framing that are warped, bowed, or otherwise unacceptable.
- B. Touchup Painting: Immediately after erection, clean field welds, bolted connections, and abraded areas. Paint uncoated and abraded areas with the same material as used for shop painting to comply with SSPC-PA 1 for touching up shop-painted surfaces.
- C. Galvanized Surfaces: Clean field welds, bolted connections, and abraded areas and repair galvanizing to comply with ASTM A 780.

END OF SECTION 102213

SECTION 133419 - METAL BUILDING SYSTEMS

PART 1 - GENERAL

1.1 SUMMARY

- A. Section Includes metal building systems that consist of integrated sets of mutually dependent components including structural framing, roof panels, gutters, downspouts, snow bars, wall panels, wall and roof insulation liner system with thermal blocks, interior metal liner panels, and all necessary accessories.
- B. Related Requirements:
 - 1. Section 033000 Cast-In-Place Concrete
 - 2. Section 083323 "Overhead Coiling Doors" for coiling vehicular doors in metal building systems.

1.2 SUBMITTALS

- A. Product Data: For each type of metal building system component indicated.
- B. Shop Drawings: Include plans, elevations, sections, details, and attachments to other work.
 - 1. For installed products indicated to comply with design loads, include structural analysis data signed and sealed by the qualified professional engineer responsible for their preparation.
 - 2. Anchor-Bolt Plans: Submit anchor-bolt plans before foundation work begins. Include location, diameter, and projection of anchor bolts required to attach metal building to foundation. Indicate column reactions at each location.
 - 3. Structural-Framing Drawings: Show complete fabrication of primary and secondary framing; include provisions for openings. Indicate welds and bolted connections, distinguishing between shop and field applications. Include transverse cross-sections.
 - 4. Metal Roof and Wall Panel Layout Drawings: Show layouts of metal panels including methods of support. Include details of edge conditions, joints, panel profiles, corners, anchorages, trim, flashings, closures, and special details. Distinguish between factory- and field-assembled work; show locations of exposed fasteners.
- C. Samples: For roof color and siding color.
- D. Letter of Design Certification: Signed and sealed by a qualified professional engineer. Include the following:
 - 1. Name and location of Project.
 - 2. Order number
 - 3. Name of Manufacturer
 - 4. Name of Contractor
 - 5. Building dimensions including width, length, height, and roof slope.

6. Indicate compliance with AISC standards for hot-rolled steel and AISI standards for cold-rolled steel, including edition dates of each standard.
 7. Governing building code and year of edition.
 8. Design loads and load combinations.
 9. Building-use category.
 10. AISC Certification for Category MB: Include statement that metal building system and components were designed and produced in an AISC-Certified Facility by an AISC-Certified Manufacturer.
- E. Welding certificates.
- F. Erector Certificate: Signed by manufacturer certifying that erector complies with requirements.
- G. Manufacturer certificate.

1.3 SYSTEM PERFORMANCE REQUIREMENTS:

- A. Structural Performance: Provide metal building systems capable of withstanding the effects of gravity loads and the following loads and stresses within limits and under conditions indicated:
1. Design Loads: As indicated on Drawings.
 2. Design Loads: As required by International Building Code (IBC) 2018 edition.
 3. Design Loads: Refer to mechanical plans for equipment suspended from building framing. Roof purlins and rafters shall be designed for maximum $L/240$ deflection.
- B. Thermal Movements: Provide metal panel systems that allow for thermal movements resulting from the following maximum change (range) in ambient and surface temperatures by preventing buckling, opening of joints, overstressing of components, failure of joint sealants, failure of connections, and other detrimental effects. Base engineering calculation on surface temperatures of materials due to both solar heat gain and nighttime-sky heat loss.
- C. Thermal Performance: Provide insulated metal panel assemblies meeting the 2018 International Energy Conservation Code with the following maximum U-factors and minimum R-values for opaque elements when tested according to ASTM C 1363 or ASTM C 518:
1. Metal Roof Panel Assemblies:
 - a. U-Factor: 0.035
 2. Metal Wall Panel Assemblies:
 - a. U-Factor: 0.052
- D. Wind-Uplift Resistance: Provide metal roof panel assemblies that comply with UL 580 for Class 90.

1.4 CLOSEOUT SUBMITTALS

- A. Maintenance Data: For metal panel finishes to include in maintenance manuals.

1.5 DELIVERY, STORAGE, AND HANDLING

- A. Stack metal panels horizontally on platforms or pallets, covered with suitable weathertight and ventilated covering. Store metal panels to ensure dryness and with positive slope for drainage of water. Do not store metal panels in contact with other materials that might cause staining, denting, or other
- B. surface damage..
 - 1. AISC Certification for Category MB: An AISC-Certified Manufacturer that designs and produces metal building systems and components in an AISC-Certified Facility
 - 2. Engineering Responsibility: Preparation of Shop Drawings and comprehensive engineering analysis by a qualified professional engineer.
- C. Erector Qualifications: An experienced erector who specializes in erecting and installing work similar in material, design, and extent to that indicated for this Project and who is acceptable to manufacturer.
- D. Welding: Qualify procedures and personnel according to the following:
 - 1. AWS D1.1, "Structural Welding Code - Steel."
 - 2. AWS D1.3, "Structural Welding Code - Sheet Steel."
- E. Structural Steel: Comply with AISC's "Specification for Structural Steel Buildings--Allowable Stress Design, Plastic Design," or AISC's "Load and Resistance Factor Design Specification for Structural Steel Buildings," for design requirements and allowable stresses.
- A. Cold-Formed Steel: Comply with AISI's "Specification for the Design of Cold-Formed Steel Structural Members," or AISI's "Load and Resistance Factor Design Specification for Steel Structural Members," for design requirements and allowable stresses
- B. Pre-Erection Conference: Conduct conference at Project site to comply with requirements in Division 01 Section "Project Management and Coordination." Review methods and procedures related to metal building systems including, but not limited to, the following:
 - 1. Inspect and discuss condition of foundations and other preparatory work performed by other trades.
 - 2. Review structural load limitations.
 - 3. Review required testing, inspecting, and certifying procedures.

1.6 DELIVERY, STORAGE, AND HANDLING

- A. Deliver components, sheets, panels, and other manufactured items so as not to be damaged or deformed. Package metal panels for protection during transportation and handling.
- B. Unload, store, and erect metal panels in a manner to prevent bending, warping, twisting, and surface damage.

- C. Stack metal panels horizontally on platforms or pallets, covered with suitable weathertight and ventilated covering. Store metal panels to ensure dryness, with positive slope for drainage of water. Do not store metal panels in contact with other materials that might cause staining, denting, or other surface damage.
- D. Protect foam-plastic insulation as follows:
 - 1. Do not expose to sunlight, except to extent necessary for period of installation and concealment.
 - 2. Protect against ignition at all times. Do not deliver foam-plastic insulation materials to Project site before installation time.
 - 3. Complete installation and concealment of foam-plastic materials as rapidly as possible in each area of construction.

1.7 PROJECT CONDITIONS

- A. Weather Limitations: Proceed with panel installation only when weather conditions permit metal panels to be installed according to manufacturers' written instructions and warranty requirements.
- B. Established Dimensions for Foundations: Comply with established dimensions on approved anchor-bolt plans, establishing foundation dimensions and proceeding with fabricating structural framing without field measurements. Coordinate anchor-bolt installation to ensure that actual anchorage dimensions correspond to established dimensions.

1.8 COORDINATION

- A. Coordinate size and location of concrete foundations and casting of anchor-bolt inserts into foundation walls and footings. Concrete, reinforcement, and formwork requirements are specified in Division 03 Section "Cast-in-Place Concrete."

1.9 WARRANTY

- A. Special Warranty on Metal Panel Finishes: Manufacturer agrees to repair finish or replace metal panels that show evidence of deterioration of factory-applied finishes within specified warranty period.
 - 1. Exposed Panel Finish: Deterioration includes, but is not limited to, the following:
 - a. Color fading more than 5 Hunter units when tested according to ASTM D2244.
 - b. Chalking in excess of a No. 8 rating when tested according to ASTM D4214.
 - c. Cracking, checking, peeling, or failure of paint to adhere to bare metal.
 - 2. Finish Warranty Period: **20** years from date of Substantial Completion.
- B. Special Weathertightness Warranty for Standing-Seam Metal Roof Panels: Manufacturer agrees to repair or replace standing-seam metal roof panel assemblies that leak or otherwise fail to remain weathertight within specified warranty period.

1. Warranty Period: 20 years from date of Substantial Completion.

PART 2 - PRODUCTS

2.1 MANUFACTURERS

- A. Manufactures: Subject to compliance with requirements, provide products by one of the following:
 1. Basis of design: Ceco Building Systems; Wall Panel – ShadowRib, Roof Panel – Double Lok.
 2. VP (Varco Pruden) Buildings; Wall Panel – Tech Four, Roof Panel – SSR
 3. Butler Manufacturing Company; Wall Panel – StylWall II Fluted Wall System, Roof Panel - MR24
- B. Rigid Modular: Solid-
- C. Source Limitations: Obtain metal building system components, including primary and secondary framing and metal panel assemblies, from single source from single manufacturer.

2.2 STRUCTURAL-FRAMING MATERIALS

- A. W-Shapes: ASTM A 992/A 992M; ASTM A 572/A 572M, Grade 50 or 55; or ASTM A 529/A 529M, Grade 50 or 55.
- B. Channels, Angles, M-Shapes, and S-Shapes: ASTM A 36/A 36M; ASTM A 572/A 572M, Grade 50 or 55; or ASTM A 529/A 529M, Grade 50 or 55.
- C. Plate and Bar: ASTM A 36/A 36M; ASTM A 572/A 572M, Grade 50 or 55; or ASTM A 529/A 529M, Grade 50 or 55.
- D. Steel Pipe: ASTM A 53/A 53M, Type E or S, Grade B.
- E. Cold-Formed Hollow Structural Sections: ASTM A 500, Grade B or C, structural tubing.
- F. Structural-Steel Sheet: Hot-rolled, ASTM A 1011/A 1011M, Structural Steel (SS), Grades 30 through 55, or High-Strength Low Alloy Steel (HSLAS), Grades 45 through 70; or cold-rolled, ASTM A 1008/A 1008M, Structural Steel (SS), Grades 25 through 80, or High-Strength Low Alloy Steel (HSLAS), Grades 45 through 70.
- G. Metallic-Coated Steel Sheet: ASTM A 653/A 653M, Structural Steel (SS), Grades 33 through 80 or High-Strength Low Alloy Steel (HSLAS), Grades 50 through 80; with G60 coating designation; mill phosphatized.
- H. Metallic-Coated Steel Sheet Prepainted with Coil Coating: Steel sheet metallic coated by the hot-dip process and prepainted by the coil-coating process to comply with ASTM A 755/A 755M.

1. Zinc-Coated (Galvanized) Steel Sheet: ASTM A 653/A 653M, Structural Steel (SS), Grades 33 through 80 or High-Strength Low Alloy Steel (HSLAS), Grades 50 through 80; with G90 coating designation.
 2. Aluminum-Zinc Alloy-Coated Steel Sheet: ASTM A 792/A 792M, Structural Steel (SS), Grade 50 or 80; with Class AZ50 coating.
- I. Non-High-Strength Bolts, Nuts, and Washers: ASTM A 307, Grade A, carbon-steel, hex-head bolts; ASTM A 563 carbon-steel hex nuts; and ASTM F 844 plain (flat) steel washers.
1. Finish: Hot-dip zinc coating, ASTM A 153/A 153M, Class C.
- J. High-Strength Bolts, Nuts, and Washers: ASTM A 325, Type 1, heavy hex steel structural bolts; ASTM A 563 heavy hex carbon-steel nuts; and ASTM F 436 hardened carbon-steel washers.
1. Finish: Hot-dip zinc coating, ASTM A 153/A 153M, Class C.
 2. Tension-Control, High-Strength Bolt-Nut-Washer Assemblies: ASTM F 1852, Type 1, heavy-hex-head steel structural bolts with splined ends.
 - a. Finish: Mechanically deposited zinc coating, ASTM B 695, Class 50.
- K. High-Strength Bolts, Nuts, and Washers: ASTM A 490, Type 1, heavy hex steel structural bolts; ASTM A 563 heavy hex carbon-steel nuts; and ASTM F 436 hardened carbon-steel washers, plain.
- L. Unheaded Anchor Rods: ASTM F 1554, Grade 36.
1. Configuration: Straight.
 2. Nuts: ASTM A 563 heavy hex carbon steel.
 3. Plate Washers: ASTM A 36/A 36M carbon steel.
 4. Washers: ASTM F 436 hardened carbon steel.
 5. Finish: Hot-dip zinc coating, ASTM A 153/A 153M, Class C.
- M. Headed Anchor Rods: ASTM F 1554, Grade 36, straight.
1. Nuts: ASTM A 563 heavy hex carbon steel.
 2. Plate Washers: ASTM A 36/A 36M carbon steel.
 3. Washers: ASTM F 436 hardened carbon steel.
 4. Finish: Hot-dip zinc coating, ASTM A 153/A 153M, Class C.
- N. Threaded Rods: ASTM A 193/A 193M. Nuts: ASTM A 563 heavy hex carbon steel.
1. Nuts: ASTM A 563 heavy hex carbon steel.
 2. Washers: ASTM F 436 hardened carbon steel.
 3. Finish: Hot-dip zinc coating, ASTM A 153/A 153M, Class C.
- O. Primer: SSPC-Paint 15, Type I, red oxide.

2.3 MATERIALS FOR FIELD-ASSEMBLED METAL PANELS

- A. Metallic-Coated Steel Sheet Prepainted with Coil Coating: Steel sheet metallic coated by the hot-dip process and prepainted by the coil-coating process to comply with ASTM A 755/A 755M.

1. Zinc-Coated (Galvanized) Steel Sheet: ASTM A 653/A 653M, Structural Steel (SS), Grades 33 through 80, with G90 coating designation.
2. Surface: Smooth, flat finish.
3. Exposed Finishes: Apply the following coil coating, as specified or indicated on Drawings:
 - a. High-Performance Organic Finish (2-Coat Fluoropolymer): AA-C12C40R1x (Chemical Finish: cleaned with inhibited chemicals; Chemical Finish: conversion coating; Organic Coating: manufacturer's standard 2-coat, thermocured system consisting of specially formulated inhibitive primer and fluoropolymer color topcoat containing not less than 70 percent polyvinylidene fluoride resin by weight). Prepare, pretreat, and apply coating to exposed metal surfaces to comply with AAMA 2604 and with coating and resin manufacturers' written instructions, except as modified below:
 - 1) Humidity Resistance: 2000 hours.
 - 2) Salt-Spray Resistance: 1000 hours.
 - b. Concealed Finish: Apply pretreatment and manufacturer's standard white or light-colored backer finish, consisting of prime coat and wash coat with a total minimum dry film thickness of 0.5 mil.

2.4 PRE-ENGINEERED BUILDING LINER SYSTEM INSULATION FOR WALLS AND ROOFS

- A. Pre-engineered Building Liner System Insulation: ASTM C 991, Type I, or NAIMA 202, preformed formaldehyde-free glass-fiber-blanket insulation; 0.5-lb/cu. ft. density; 2-inch- wide, continuous, vapor-tight edge tabs; and with a flame-spread index of 25 or less.
 1. Thermal Resistance of Installed System: Roof – U-0.035; Walls – U-0.052.
- B. Vapor-Retarder Facing: ASTM C 1136, with permeance not greater than 0.02 perm when tested according to ASTM E 96, Desiccant Method meeting UL 723/ASTM E84 Flame Spread and Smoke Contribution. System shall provide a continuous vapor barrier inside of building purlins, girts, and insulation to provide complete isolation from inside conditioned air.
 1. Compositoin: woven, HPDE Scrim facing, bright white, LRV-84.
- C. Retainer Strips: 0.019-inch- thick, formed, galvanized steel or PVC retainer clips colored to match insulation facing.
- D. Vapor-Retarder Tape: Pressure-sensitive tape of type recommended by vapor-retarder manufacturer for sealing joints and penetrations in vapor retarder.
- E. Thermal Blocks: 1"x3" extruded polystyrene.
- F. Approved Manufacturer's: Skyliner Insulation Systems by Bay Industries; Simple Saver System by Thermal Design, Inc., CGI Silvercote Energy Saver System.

2.5 MISCELLANEOUS MATERIALS

- A. Fasteners: Self-tapping screws, bolts, nuts, self-locking rivets and bolts, end-welded studs, and other suitable fasteners designed to withstand design loads. Provide fasteners with heads matching color of materials being fastened by means of plastic caps or factory-applied coating.

1. Fasteners for Metal Roof Panels: Self-drilling or self-tapping, zinc-plated, hex-head carbon-steel screws, with a stainless-steel cap or zinc-aluminum-alloy head and EPDM or neoprene sealing washer.
 2. Fasteners for Metal Wall Panels: Self-drilling or self-tapping, zinc-plated, hex-head carbon-steel screws, with nylon or polypropylene washer. [
- B. Bituminous Coating: Cold-applied asphalt mastic, SSPC-Paint 12, compounded for 15-mil dry film thickness per coat. Provide inert-type noncorrosive compound free of asbestos fibers, sulfur components, and other deleterious impurities.
- C. Metal Panel Sealants:
1. Sealant Tape: Pressure-sensitive, 100 percent solids, gray polyisobutylene compound sealant tape with release-paper backing.
 2. Joint Sealant: ASTM C 920; one-part elastomeric polyurethane, polysulfide, or silicone-rubber sealant.

2.6 FABRICATION, GENERAL

- A. Tolerances: Comply with MBMA's "Metal Building Systems Manual": Chapter IV, Section 9, "Fabrication and Erection Tolerances."
- B. Metal Panels: Provide panel profile, including major ribs and intermediate stiffening ribs, if any, for full length of metal panel.

2.7 STRUCTURAL FRAMING

- A. General:
1. Primary Framing: Shop fabricate framing components to indicated size and section with baseplates, bearing plates, stiffeners, and other items required for erection welded into place. Cut, form, punch, drill, and weld framing for bolted field assembly.
 - a. Make shop connections by welding or by using high-strength bolts.
 - b. Join flanges to webs of built-up members by a continuous submerged arc-welding process.
 - c. Brace compression flange of primary framing with steel angles or cold-formed structural tubing between frame web and purlin or girt web, so flange compressive strength is within allowable limits for any combination of loadings.
 - d. Shop Priming: Prepare surfaces for shop priming according to SSPC-SP 2. Shop prime primary structural members with specified primer after fabrication.
 2. Secondary Framing: Shop fabricate framing components to indicated size and section by roll-forming or break-forming, with baseplates, bearing plates, stiffeners, and other plates required for erection welded into place. Cut, form, punch, drill, and weld secondary framing for bolted field connections to primary framing.
 - a. Closed-Cell Shop Priming: Prepare uncoated surfaces for shop priming according to SSPC-SP 2. Shop prime uncoated secondary structural members with specified primer after fabrication.
- B. Primary Framing: Manufacturer's standard structural primary framing system, designed to withstand required loads and specified requirements. Primary framing includes transverse and lean-to frames; after, rake, and canopy beams; sidewall, intermediate, end-wall, and corner

columns; and wind bracing. Provide frames with attachment plates, bearing plates, and splice members. Factory drill for field-bolted assembly. Provide frame span and spacing indicated.

1. End-Wall and Corner Columns: I-shaped sections fabricated from structural-steel shapes; shop-welded, built-up steel plates; or C-shaped, cold-formed, structural-steel sheet; with minimum thickness of 0.0598 inch.
 2. End-Wall Rafters: C-shaped, cold-formed, structural-steel sheet; with minimum thickness of 0.0598 inch; or I-shaped sections fabricated from shop-welded, built-up steel plates or structural-steel shapes..
 3. Exterior Column Type: Tapered.
 4. Rafter Type: Tapered.
- C. End-Wall Framing: End wall framing shall be Manufacturer's standard primary end-wall framing fabricated for field-bolted assembly to comply with the following:
1. End-Wall and Corner Columns: I-shaped sections fabricated from structural-steel shapes; shop-welded, built-up steel plates; or C-shaped, cold-formed, structural-steel sheet; with minimum thickness of 0.0598 inch.
 2. End-Wall Rafters: C-shaped, cold-formed, structural-steel sheet; with minimum thickness of 0.0598 inch; or I-shaped sections fabricated from shop-welded, built-up steel plates or structural-steel shapes.
- D. Secondary Framing: Manufacturer's standard secondary framing members, including purlins, girts, eave struts, flange bracing, base members, gable angles, clips, headers, jambs, and other miscellaneous structural members. Fabricate framing from cold-formed, structural-steel sheet or roll-formed, metallic-coated steel sheet prepainted with coil coating, unless otherwise indicated, to comply with the following:
1. Purlins: C- or Z-shaped sections; fabricated from minimum 0.0598-inch- thick steel sheet, built- up steel plates, or structural-steel shapes; minimum 2-1/2-inch- wide flanges.
 - a. Depth: Nominal 8”
 2. Girts: C- or Z-shaped sections; fabricated from minimum 0.0598-inch- thick steel sheet, built-up steel plates, or structural-steel shapes. Form ends of Z-sections with stiffening lips angled 40 to 50 degrees to flange and with minimum 2-1/2-inch- wide flanges.
 - a. Depth: Nominal 8”
 3. Eave Struts: Unequal-flange, C-shaped sections; fabricated from 0.0598-inch- thick steel sheet, built-up steel plates, or structural-steel shapes; to provide adequate backup for metal panels.
 4. Flange Bracing: Minimum 2-by-2-by-1/8-inch structural-steel angles or 1-inch diameter, cold- formed structural tubing to stiffen primary frame flanges.
 5. Sag Bracing: Minimum 1-by-1-by-1/8-inch structural-steel angles..

6. Base or Sill Angles: Minimum 3-by-2-by-0.0598-inch zinc-coated (galvanized) steel sheet.
 7. Purlin and Girt Clips: Minimum 0.0598-inch- thick, steel sheet. Provide galvanized clips where clips are connected to galvanized framing members.
 8. Secondary End-Wall Framing: Manufacturer's standard sections fabricated from minimum 0.0598-inch- thick, zinc-coated (galvanized) steel sheet.
 9. Framing for Openings: Channel shapes; fabricated from minimum 0.0598-inch- thick, cold- formed, structural-steel sheet or structural-steel shapes. Frame head and jamb of door openings, and head, jamb, and sill of other openings.
 10. Miscellaneous Structural Members: Manufacturer's standard sections fabricated from cold- formed, structural-steel sheet; built-up steel plates; or zinc-coated (galvanized) steel sheet; designed to withstand required loads.
- E. Bracing: Provide adjustable wind bracing as follows:
1. X-shaped Rod/Cable Bracing: Fabricate from structural-steel rods/cables or structural-steel shapes to match primary framing; of size required to withstand design loads. Locate braces as shown in the Architectural plans.
- F. Bolts: Provide plain finish bolts for structural-framing components that are primed or finish painted. Provide hot-dipped galvanized bolts for structural-framing components that are galvanized.
- G. Factory-Primed Finish: Apply specified primer immediately after cleaning and pretreating.
1. Prime primary, secondary, and end-wall structural-framing members to a minimum dry film thickness of 1 mil.
 - a. Prime secondary steel framing formed from uncoated steel sheet to a minimum dry film thickness of 0.5 mil on each side.
 2. Prime galvanized members with specified primer, after phosphoric acid pretreatment.

2.8 METAL ROOF PANELS

- A. Trapezoidal-Rib, Standing-Seam Metal Roof Panels: Formed with raised trapezoidal ribs at panel edges and intermediate stiffening ribs symmetrically spaced between ribs; designed for sequential installation by mechanically attaching panels to supports using concealed clips located under one side of panels and engaging opposite edge of adjacent panels.
1. Material: Zinc-coated (galvanized) steel sheet, 24 gauge.
 - a. Exterior Finish: Fluoropolymer.
 2. Clips: Manufacturer's standard, floating type to accommodate thermal movement; fabricated from zinc-coated (galvanized) steel sheet.

3. Joint Type: Mechanically seamed, folded as standard with manufacturer.
4. Panel Coverage: 24 inches.
5. Panel Height: 3 inches.

2.9 FIELD-ASSEMBLED METAL WALL PANELS

- A. Reverse-Rib-Profile, Exposed-Fastener Metal Wall Panels: Formed with recessed, trapezoidal major valleys and intermediate stiffening valleys symmetrically spaced between major valleys; designed to be field assembled by lapping side edges of adjacent panels and mechanically attaching panels to supports using exposed fasteners in side laps..
1. Material: Zinc-coated (galvanized) steel sheet, 26 gauge.
 - a. Exterior Finish: Fluoropolymer.
 - b. Color: As selected by Architect from manufacturer's full range.
 2. Major-Rib Spacing: 12 inches o.c.
 3. Panel Coverage: 36 inches.
 4. Panel Height: 0.75 inches.
 5. Panels to be sufficient to support brick veneer with maximum L/360 deflection.

2.10 FACE-APPLIED HORIZONTAL ACCENT METAL WALL PANELS

- A. Ribbed Profile, Exposed-Fastener Metal Wall Panels: Formed with recessed, trapezoidal major valleys; designed to be field assembled by lapping side edges of adjacent panels and horizontally mechanically attaching panels over face of vertical metal building wall panels using exposed fasteners in side laps. Provide top, bottom and outside corner matching metal trim.
1. Material: Zinc-coated (galvanized) steel sheet, 26 gauge..
 - a. Exterior Finish: Fluoropolymer.
 - b. Color: Metallic Paint Finish, As selected by Architect from manufacturer's full range.
 2. Major-Rib Spacing: 6 inches o.c.
 3. Panel Coverage: 36 inches.
 4. Panel Height: .75 inches.

2.11 ACCESSORIES

- A. General: Provide accessories as standard with metal building system manufacturer and as specified. Fabricate and finish accessories at the factory to greatest extent possible, by manufacturer's standard procedures and processes. Comply with indicated profiles and with dimensional and structural requirements.
- B. Roof Panel Accessories: Provide components required for a complete metal roof panel assembly including rake trim, corner units, ridge closures, clips, sealants, gaskets, fillers, closure strips,

and similar items. Match material and finish of metal roof panels, unless otherwise indicated. Rake trim finish and color to match wall panels.

1. Closures: Provide closures at eaves and ridges, fabricated of same material as metal roof panels.
 2. Clips: Manufacturer's standard, formed from steel sheet, designed to withstand negative-load requirements.
 3. Cleats: Manufacturer's standard, mechanically seamed cleats formed from steel sheet.
 4. Backing Plates: Provide metal backing plates at panel end splices, fabricated from material recommended by manufacturer.
 5. Closure Strips: Closed-cell, expanded, cellular, rubber or crosslinked, polyolefin-foam or closed-cell laminated polyethylene; minimum 1-inch- thick, flexible closure strips; cut or pre-molded to match metal roof panel profile. Provide closure strips where indicated or necessary to ensure weathertight construction.
- C. Roof Wall Panel Accessories: Provide components required for a complete metal wall panel assembly including mullions, sills, corner units, clips, sealants, gaskets, fillers, closure strips, and similar items. Match material and finish of metal wall panels, unless otherwise indicated.
1. Closures: Provide closures at eaves and rakes, fabricated of same material as metal wall panels.
 2. Closure Strips: Closed-cell, expanded, cellular, rubber or crosslinked, polyolefin-foam or closed-cell laminated polyethylene; minimum 1-inch- thick, flexible closure strips; cut or pre-molded to match metal wall panel profile. Provide closure strips where indicated or necessary to ensure weathertight construction.
- D. Flashing and Trim: Formed from minimum 0.0159-inch- thick, metallic-coated steel sheet or aluminum-zinc alloy-coated steel sheet prepainted with coil coating; finished to match adjacent metal panels, except flashing above panelized stone veneer to be contrasting color trim.
1. Opening Trim: Minimum 0.0159-inch- thick, metallic-coated steel sheet or aluminum-zinc alloy-coated steel sheet prepainted with coil coating. Trim head and jamb of door openings, and head, jamb, and sill of other openings. Color to match adjacent wall panels.
- E. Gutters: Formed from minimum 0.0159-inch- thick, metallic-coated steel sheet or aluminum-zinc alloy-coated steel sheet prepainted with coil coating; finished to match roof panels and rake trim. Match profile of gable trim, complete with end pieces, outlet tubes, and other special pieces as required. Fabricate in minimum 96-inch- long sections, sized according to SMACNA's "Architectural Sheet Metal Manual."
1. Gutter Supports: Fabricated from same material and finish as gutters; spaced 36 inches o.c.
- F. Downspouts: Formed from 0.0159-inch- thick, zinc-coated (galvanized) steel sheet or aluminum-zinc alloy-coated steel sheet prepainted with coil coating; finished to match metal wall panels. Fabricate in minimum 10-foot- long sections, complete with formed elbows and offsets.
- G. 1. Mounting Straps: Fabricated from same material and finish as gutters; spaced 10 feet o.c.

- H. Pipe Flashing: Premolded, EPDM pipe collar with flexible aluminum ring bonded to base.

PART 3 - EXECUTION

3.1 ERECTION

- A. Provide temporary shores, guys, braces, and other supports during erection to keep structural framing secure, plumb, and in alignment against temporary construction loads and loads equal in intensity to design loads. Remove temporary supports when permanent structural framing, connections, and bracing are in place, unless otherwise indicated.
- B. Erect metal building system according to manufacturer's written erection instructions and erection drawings.
- C. Do not field cut, drill, or alter structural members without written approval from metal building system manufacturer's professional engineer.
- D. Set structural framing accurately in locations and to elevations indicated and according to AISC specifications referenced in this Section. Maintain structural stability of frame during erection.
- E. Base and Bearing Plates: Clean concrete- and masonry-bearing surfaces of bond-reducing materials and roughen surfaces prior to setting plates. Clean bottom surface of plates.
 - 1. Set plates for structural members on wedges, shims, or setting nuts as required.
 - 2. Tighten anchor rods after supported members have been positioned and plumbed. Do not remove wedges or shims but, if protruding, cut off flush with edge of plate before packing with grout.
 - 3. Promptly pack grout solidly between bearing surfaces and plates so no voids remain. Neatly finish exposed surfaces; protect grout and allow to cure. Comply with manufacturer's written installation instructions for shrinkage-resistant grouts.
- F. Align and adjust structural framing before permanently fastening. Before assembly, clean bearing surfaces and other surfaces that will be in permanent contact with framing. Perform necessary adjustments to compensate for discrepancies in elevations and alignment. Level and plumb individual members of structure.
- G. Primary Framing and End Walls: Erect framing true to line, level, plumb, rigid, and secure. Level baseplates to a true even plane with full bearing to supporting structures, set with double-nutted anchor bolts. Use grout to obtain uniform bearing and to maintain a level base-line elevation. Moist cure grout for not less than seven days after placement.
 - 1. Make field connections using high-strength bolts installed according to RCSC's "Specification for Structural Joints Using ASTM A 325 or A 490 Bolts" for type of bolt and snug-tightened or pretensioned joints.
- H. Secondary Framing: Erect framing true to line, level, plumb, rigid, and secure. Fasten secondary framing to primary framing using clips with field connections using non-high-strength bolts.
 - 1. Provide rake or gable purlins with tight-fitting closure channels and fascia.

2. Locate and space wall girts to suit openings such as doors and windows.
 3. Provide supplemental framing at entire perimeter of openings, including doors, windows, louvers, ventilators, and other penetrations of roof and walls.
- I. Bracing: Install bracing in roof and sidewalls where indicated on erection drawings.
 1. Tighten rod and cable bracing to avoid sag.
 2. Locate interior end-bay bracing only where indicated.
 - J. Framing for Openings: Provide shapes of proper design and size to reinforce openings and to carry loads and vibrations imposed, including equipment furnished under mechanical and electrical work. Securely attach to structural framing.
 - K. Erection Tolerances: Maintain erection tolerances of structural framing within AISC's "Code of Standard Practice for Steel Buildings and Bridges."

3.2 METAL PANEL INSTALLATION, GENERAL

- A. General: Anchor metal panels and other components of the Work securely in place, with provisions for thermal and structural movement.
 1. Field cut metal panels as required for doors, windows, and other openings. Cut openings as small as possible, neatly to size required, and without damage to adjacent metal panel finishes. Field cutting of metal panels by torch is not permitted unless approved in writing by manufacturer.
 2. Install metal panels perpendicular to structural supports, unless otherwise indicated.
 3. Flash and seal metal panels with weather closures at perimeter of openings and similar elements. Fasten with self-tapping screws.
 4. Locate metal panel splices over, but not attached to, structural supports with end laps in alignment. Stagger panel splices and end laps to avoid a four-panel lap splice condition.
 5. Lap metal flashing over metal panels to allow moisture to run over and off the material.
- B. Lap-Seam Metal Panels: Install screw fasteners with power tools having controlled torque adjusted to compress neoprene washer tightly without damage to washer, screw threads, or metal panels. Install screws in predrilled holes. Arrange and nest side-lap joints so prevailing winds blow over, not into, lapped joints. Lap ribbed or fluted sheets one full rib corrugation.
- C. Metal Protection: Where dissimilar metals will contact each other or corrosive substrates, protect against galvanic action by painting contact surfaces with bituminous coating, by applying rubberized- asphalt underlayment to each contact surface, or by other permanent separation as recommended by metal roof panel manufacturer.
- D. Joint Sealers: Install gaskets, joint fillers, and sealants where indicated and where required for weatherproof performance of metal panel assemblies. Provide types of gaskets, fillers, and sealants indicated or, if not indicated, types recommended by metal panel manufacturer.

3.3 METAL ROOF PANEL INSTALLATION

- A. General: Provide metal roof panels of full length from eave to ridge, unless otherwise indicated or restricted by shipping limitations. Install ridge caps as metal roof panel work proceeds.
- B. Field-Assembled, Standing-Seam Metal Roof Panels: Fasten metal roof panels to supports with concealed clips at each standing-seam joint at location, spacing, and with fasteners recommended by manufacturer.
 - 1. Install clips to supports with self-tapping fasteners.
 - 2. Snap Joint: Nest standing seams and fasten together by interlocking and completely engaging factory-applied sealant.
 - 3. Seamed Joint: Crimp standing seams with manufacturer-approved motorized seamer tool so clip, metal roof panel, and factory-applied sealant are completely engaged.
 - 4. Rigidly fasten eave end of metal roof panels and allow ridge end free movement due to thermal expansion and contraction. Pre-drill panels for fasteners.
 - 5. Provide metal closures at rake edges and each side of ridge caps.

3.4 METAL WALL PANEL INSTALLATION

- A. General: Install metal wall panels in orientation, sizes, and locations indicated on Drawings. Install panels perpendicular to girts, extending full height of building, unless otherwise indicated. Anchor metal wall panels and other components of the Work securely in place, with provisions for thermal and structural movement.
 - 1. When two rows of metal panels are required, lap panels 4 inches minimum.
 - 2. When building height requires two rows of metal panels at gable ends, align lap of gable panels over metal wall panels at eave height.
 - 3. Rigidly fasten base end of metal wall panels and allow eave end free movement due to thermal expansion and contraction. Pre-drill panels.
 - 4. Flash and seal metal wall panels with weather closures at eaves, rakes, and at perimeter of all openings. Fasten with self-tapping screws.
 - 5. Install screw fasteners in pre-drilled holes.
 - 6. Apply elastomeric sealant continuously between metal base channel (sill angle) and concrete, and elsewhere as indicated, or if not indicated, as necessary for waterproofing.
 - 7. Align bottom of metal wall panels and fasten with blind rivets, bolts, or self-tapping screws.
 - 8. Provide weatherproof escutcheons for pipe and conduit penetrating exterior walls.
- B. Standing-Seam Field-Assembled, Metal Wall Panels: Install metal wall panels on exterior side of girts. Attach metal wall panels to supports with fasteners as recommended by manufacturer.

3.5 THERMAL INSULATION INSTALLATION FOR FIELD-ASSEMBLED METAL PANELS

- A. General: Install Pre-engineered building insulation liner system in accordance with manufacturer's installation instructions and approved shop drawings. Prepare surfaces using the methods recommended by the manufacturer for achieving the best result for the substrate under the project conditions. Install in exterior spaces without gaps or voids. Do not compress

insulation. Trim insulation neatly to fit spaces. Insulate miscellaneous gaps and voids. Fit insulation in tight spaces and tight to exterior side of the sealed liner fabric and around mechanical and electrical services within the plan of insulation..

1. Set vapor-retarder-faced units with vapor retarder to warm side of construction, unless otherwise indicated. Do not obstruct ventilation spaces, except for firestopping.
2. Tape joints and ruptures in vapor retarder, and seal each continuous area of insulation to surrounding construction to ensure airtight installation.
3. Install factory-laminated, vapor-retarder-faced blankets straight and true in one-piece lengths with both sets of facing tabs sealed to provide a complete vapor retarder.
4. Install blankets straight and true in one-piece lengths. Install vapor retarder over insulation with both sets of facing tabs sealed to provide a complete vapor retarder.

B. Roof Insulation: Comply with the following installation method:

1. Straps: Cut straps to length and install in the pattern and spacings indicated on shop drawings. Tension straps to required value.
2. Vapor Barrier Fabric: Install vapor barrier fabric in large one-piece custom fabricated pieces to substantially fit defined building areas with minimum practicable job site sealing. Position pre-folded fabric on the strap platform along one eave purlin. Clamp the two bottom corners at the eave and also centered on the bar. Pull the other end of the pleat-folded fabric across the building width on the strap platform, pausing only at the ridge to fasten the straps and fabric in position where plane of roof changes and to release temporary fasteners on the opposite ridge purlins. Once positioned, install fasteners from the bottom side at each strap purlins intersection. Trim edges and seal along the rafters. All seams must be completely sealed and stapled seams not acceptable.
3. Insulation: Unpack, and shake to a thickness exceeding the specified thickness. Ensure that cavities are filled completely with insulation. Place on the vapor barrier liner fabric without voids or gaps. Place top layer of insulation over and perpendicular to the purlins without voids or gaps, as roof sheathing is applied. Place thermal block on top of purlins. Place new insulation between purlins at the required thickness for the thermal performance specified. Seal vapor barrier to the wall fabric and elsewhere as required to provide a continuous vapor barrier.

C. Blanket Wall Insulation: Comply with the following installation method:

1. Insulation: Install thermal break to exterior surface of girts as wall sheathing is applied. Install self-sticking foam thermal break to interior surface of girts prior to installation of insulation. Position and secure hangers to girts on the inside face of the wall sheathing. Cut insulation to required lengths to fit vertically between girts. Fluff the insulation to the full-specified thickness. Neatly position in place and secure to hangers. Ensure that cavities are filled completely with insulation.
2. Vapor Barrier Fabric: Install vapor barrier fabric in large one-piece custom fabricated pieces to substantially fit defined building areas with minimum practicable job site sealing. Apply the vapor barrier fabric by clamping it in position over the eave strap and installing fasteners through the eave strap into each roof strap, permanently clamping the wall fabric between them. Once in position, draw the vapor barrier fabric down over the column flanges to the base angle and install vertical straps along each column and 5'-0" o.c., maximum, fastening to each girt to retain system permanently in place. All seams must be completely sealed and stapled seams not acceptable. Seal wall fabric to the roof fabric, to the base angle and up the columns to provide a continuous vapor barrier.

3.6 ACCESSORY INSTALLATION

- A. General: Install accessories with positive anchorage to building and weathertight mounting, and provide for thermal expansion. Coordinate installation with flashings and other components.
 - 1. Install components required for a complete metal roof panel assembly including trim, copings, ridge closures, seam covers, flashings, sealants, gaskets, fillers, closure strips, and similar items.
 - 2. Install components for a complete metal wall panel assembly including trim, copings, corners, seam covers, flashings, sealants, gaskets, fillers, closure strips, and similar items.
- B. Flashing and Trim: Comply with performance requirements, manufacturer's written installation instructions, and SMACNA's "Architectural Sheet Metal Manual." Provide concealed fasteners where possible, and set units true to line and level as indicated. Install work with laps, joints, and seams that will be permanently watertight and weather resistant.
 - 1. Expansion Provisions: Provide for thermal expansion of exposed flashing and trim. Space movement joints at a maximum of 10 feet with no joints allowed within 24 inches of corner or intersection.
- C. Gutters: Join sections with riveted and soldered or lapped and sealed joints. Attach gutters to eave with gutter hangers spaced not more than 4 feet o.c. using manufacturer's standard fasteners. Provide end closures and seal watertight with sealant. Provide for thermal expansion.
- D. Downspouts: Join sections with 1-1/2-inch telescoping joints. Provide fasteners designed to hold downspouts securely 1 inch away from walls; locate fasteners at top and bottom and at approximately 60 inches o.c. in between.
- E. Pipe Flashing: Form flashing around pipe penetration and metal roof panels. Fasten and seal to panel as recommended by manufacturer.

3.7 CLEANING AND PROTECTION

- A. Repair damaged galvanized coatings on galvanized items with galvanized repair paint according to ASTM A 780 and manufacturer's written instructions.
- B. Remove and replace glass that has been broken, chipped, cracked, abraded, or damaged during construction period.
- C. Touchup Painting: After erection, promptly clean, prepare, and prime or reprime field connections, rust spots, and abraded surfaces of prime-painted structural framing, bearing plates, and accessories.
 - 1. Clean and prepare surfaces by SSPC-SP 2, "Hand Tool Cleaning," or SSPC-SP 3, "Power Tool Cleaning."
 - 2. Apply a compatible primer of same type as shop primer used on adjacent surfaces.

END OF SECTION 133419

SECTION 260519 - LOW-VOLTAGE ELECTRICAL POWER CONDUCTORS AND CABLES

PART 1 - GENERAL

1.1 SUMMARY

A. Section Includes:

1. Copper building wire rated 600 V or less.
2. Metal-clad cable, Type MC, rated 600 V or less.
3. Connectors, splices, and terminations rated 600 V and less.

1.2 ACTION SUBMITTALS

- A. Product Data: For each type of product.
- B. Product Schedule: Indicate type, use, location, and termination locations.

1.3 INFORMATIONAL SUBMITTALS

- A. Field quality-control reports.

PART 2 - PRODUCTS

2.1 COPPER BUILDING WIRE

- A. Description: Flexible, insulated and uninsulated, drawn copper current-carrying conductor with an overall insulation layer or jacket, or both, rated 600 V or less.
- B. Standards:
 1. Listed and labeled as defined in NFPA 70, by a qualified testing agency, and marked for intended location and use.
 2. RoHS compliant.
 3. Conductor and Cable Marking: Comply with wire and cable marking according to UL's "Wire and Cable Marking and Application Guide."
- C. Conductors: Copper, complying with ASTM B 3 for bare annealed copper and with **ASTM B 8** for stranded conductors.
- D. Conductor Insulation:
 1. **Type THHN**: Comply with UL 83.

2.2 METAL-CLAD CABLE, TYPE MC

- A. Description: A factory assembly of one or more current-carrying insulated conductors in an overall metallic sheath.
- B. Standards:
 - 1. Listed and labeled as defined in NFPA 70, by a qualified testing agency, and marked for intended location and use.
 - 2. Comply with UL 1569.
 - 3. RoHS compliant.
 - 4. Conductor and Cable Marking: Comply with wire and cable marking according to UL's "Wire and Cable Marking and Application Guide."
- C. Circuits:
 - 1. **Single circuit and multicircuit with color-coded conductors.**
- D. Conductors: **Copper, complying with ASTM B 3 for bare annealed copper and with ASTM B 8 for stranded conductors.**
- E. Ground Conductor: **Insulated.**
- F. Conductor Insulation:
 - 1. Type THHN: Comply with UL 83.

2.3 CONNECTORS AND SPLICES

- A. Description: Factory-fabricated connectors, splices, and lugs of size, ampacity rating, material, type, and class for application and service indicated; listed and labeled as defined in NFPA 70, by a qualified testing agency, and marked for intended location and use.
- B. Jacketed Cable Connectors: For steel and aluminum jacketed cables, zinc die-cast with set screws, designed to connect conductors specified in this Section.
- C. Lugs: One piece, seamless, designed to terminate conductors specified in this Section.
 - 1. Material: **Copper.**

PART 3 - EXECUTION

3.1 CONDUCTOR MATERIAL APPLICATIONS

- A. Feeders: Copper; solid for No. 10 AWG and smaller; stranded for No. 8 AWG and larger.
- B. Feeders: Copper for feeders smaller than No. 4 AWG; Conductors shall be solid for No. 10 AWG and smaller; stranded for No. 8 AWG and larger.

- C. Branch Circuits: Copper. Solid for No. 10 AWG and smaller; stranded for No. 8 AWG and larger.
- D. Branch Circuits: Copper. Solid for No. 12 AWG and smaller; stranded for No. 10 AWG and larger.

3.2 CONDUCTOR INSULATION AND MULTICONDUCTOR CABLE APPLICATIONS AND WIRING METHODS

- A. Branch Circuits Concealed in Ceilings, Walls, and Partitions: **Type THHN/THWN-2, single conductors in raceway or Type MC.**

3.3 INSTALLATION OF CONDUCTORS AND CABLES

- A. Conceal cables in finished walls, ceilings, and floors unless otherwise indicated.
- B. Use manufacturer-approved pulling compound or lubricant where necessary; compound used must not deteriorate conductor or insulation. Do not exceed manufacturer's recommended maximum pulling tensions and sidewall pressure values.
- C. Use pulling means, including fish tape, cable, rope, and basket-weave wire/cable grips, that will not damage cables or raceway.
- D. Install exposed cables parallel and perpendicular to surfaces of exposed structural members, and follow surface contours where possible.

3.4 CONNECTIONS

- A. Tighten electrical connectors and terminals according to manufacturer's published torque-tightening values. If manufacturer's torque values are not indicated, use those specified in UL 486A-486B.
- B. Make splices, terminations, and taps that are compatible with conductor material **and that possess equivalent or better mechanical strength and insulation ratings than unspliced conductors.**
- C. Wiring at Outlets: Install conductor at each outlet, with at least **12 inches** of slack.

3.5 IDENTIFICATION

- A. Identify and color-code conductors and cables.
- B. Identify each spare conductor at each end with identity number and location of other end of conductor, and identify as spare conductor.

3.6 SLEEVE AND SLEEVE-SEAL INSTALLATION FOR ELECTRICAL PENETRATIONS

- A. Install sleeves and sleeve seals at penetrations of exterior floor and wall assemblies.

3.7 FIRESTOPPING

- A. Apply firestopping to electrical penetrations of fire-rated floor and wall assemblies to restore original fire-resistance rating of assembly.

END OF SECTION 260519

SECTION 260526 - GROUNDING AND BONDING FOR ELECTRICAL SYSTEMS

PART 1 - GENERAL

1.1 SUMMARY

- A. Section includes grounding and bonding systems and equipment.

1.2 ACTION SUBMITTALS

- A. Product Data: For each type of product.

1.3 INFORMATIONAL SUBMITTALS

- A. Coordination Drawings: Plans showing dimensioned as-built locations of grounding features.
- B. Field quality-control reports.

1.4 CLOSEOUT SUBMITTALS

- A. Operation and maintenance data.

PART 2 - PRODUCTS

2.1 SYSTEM DESCRIPTION

- A. Electrical Components, Devices, and Accessories: Listed and labeled as defined in NFPA 70, by a qualified testing agency, and marked for intended location and application.
- B. Comply with UL 467 for grounding and bonding materials and equipment.

2.2 MANUFACTURERS

2.3 CONDUCTORS

- A. Insulated Conductors: **Copper or tinned-copper** wire or cable insulated for 600 V unless otherwise required by applicable Code or authorities having jurisdiction.
- B. Bare Copper Conductors:
 - 1. Solid Conductors: ASTM B 3.
 - 2. Stranded Conductors: ASTM B 8.

3. Tinned Conductors: ASTM B 33.
4. Bonding Cable: 28 kcmil, 14 strands of No. 17 AWG conductor, 1/4 inch in diameter.
5. Bonding Conductor: No. 4 or No. 6 AWG, stranded conductor.
6. Bonding Jumper: Copper tape, braided conductors terminated with copper ferrules; 1-5/8 inches wide and 1/16 inch thick.
7. Tinned Bonding Jumper: Tinned-copper tape, braided conductors terminated with copper ferrules; 1-5/8 inches wide and 1/16 inch thick.

2.4 CONNECTORS

- A. Listed and labeled by an NRTL acceptable to authorities having jurisdiction for applications in which used and for specific types, sizes, and combinations of conductors and other items connected.
- B. Cable-to-Cable Connectors: Compression type, copper or copper alloy.
- C. Conduit Hubs: Mechanical type, terminal with threaded hub.

PART 3 - EXECUTION

3.1 APPLICATIONS

- A. Conductors: Install solid conductor for No. 8 AWG and smaller, and stranded conductors for No. 6 AWG and larger unless otherwise indicated.

3.2 EQUIPMENT GROUNDING

- A. Install insulated equipment grounding conductors with all feeders and branch circuits.
- B. Install insulated equipment grounding conductors with the following items, in addition to those required by NFPA 70:
 1. Feeders and branch circuits.
 2. Lighting circuits.
 3. Receptacle circuits.
 4. Single-phase motor and appliance branch circuits.
 5. Three-phase motor and appliance branch circuits.
 6. Flexible raceway runs.
 7. Armored and metal-clad cable runs.

3.3 INSTALLATION

- A. Grounding Conductors: Route along shortest and straightest paths possible unless otherwise indicated or required by Code. Avoid obstructing access or placing conductors where they may be subjected to strain, impact, or damage.

3.4 FIELD QUALITY CONTROL

- A. Perform tests and inspections.
- B. Tests and Inspections:
 - 1. After installing grounding system but before permanent electrical circuits have been energized, test for compliance with requirements.
 - 2. Inspect physical and mechanical condition. Verify tightness of accessible, bolted, electrical connections with a calibrated torque wrench according to manufacturer's written instructions.
 - 3. Test completed grounding system at each location where a maximum ground-resistance level is specified, at service disconnect enclosure grounding terminal.
- C. Grounding system will be considered defective if it does not pass tests and inspections.
- D. Prepare test and inspection reports.
- E. Report measured ground resistances that exceed the following values:
 - 1. Power and Lighting Equipment or System with Capacity of 500 kVA and Less: **10 ohms**.
- F. Excessive Ground Resistance: If resistance to ground exceeds specified values, notify Architect promptly and include recommendations to reduce ground resistance.

END OF SECTION 260526

SECTION 260529 - HANGERS AND SUPPORTS FOR ELECTRICAL SYSTEMS

PART 1 - GENERAL

1.1 SUMMARY

- A. Section Includes:
1. Conduit and cable support devices.
 2. Mounting, anchoring, and attachment components, including powder-actuated fasteners, mechanical expansion anchors, concrete inserts, clamps, through bolts, toggle bolts, and hanger rods.
 3. Fabricated metal equipment support assemblies.

1.2 ACTION SUBMITTALS

- A. Product Data: For each type of product.
- B. Shop Drawings: For fabrication and installation details for electrical hangers and support systems.
1. Hangers. Include product data for components.
 2. Equipment supports.
 3. Vibration Isolation Base Details: Detail fabrication including anchorages and attachments to structure and to supported equipment. Include adjustable motor bases, rails, and frames for equipment mounting.
- C. Delegated-Design Submittal: For hangers and supports for electrical systems.
1. Include design calculations and details of hangers.

1.3 INFORMATIONAL SUBMITTALS

- A. Coordination Drawings: Reflected ceiling plan(s) and other details, drawn to scale, and coordinated with each other, using input from installers of the items involved.

PART 2 - PRODUCTS

2.1 SUPPORT, ANCHORAGE, AND ATTACHMENT COMPONENTS

- A. Conduit and Cable Support Devices: **Steel** hangers, clamps, and associated fittings, designed for types and sizes of raceway or cable to be supported.
- B. Mounting, Anchoring, and Attachment Components: Items for fastening electrical items or their supports to building surfaces include the following:

1. Powder-Actuated Fasteners: Threaded-steel stud, for use in hardened portland cement concrete, steel, or wood, with tension, shear, and pullout capacities appropriate for supported loads and building materials where used.
2. Mechanical-Expansion Anchors: Insert-wedge-type, **zinc-coated** steel, for use in hardened portland cement concrete, with tension, shear, and pullout capacities appropriate for supported loads and building materials where used.
3. Concrete Inserts: Steel or malleable-iron, slotted support system units are similar to MSS Type 18 units and comply with MFMA-4 or MSS SP-58.
4. Clamps for Attachment to Steel Structural Elements: MSS SP-58 units are suitable for attached structural element.
5. Through Bolts: Structural type, hex head, and high strength. Comply with ASTM A 325.
6. Toggle Bolts: **Stainless**-steel springhead type.
7. Hanger Rods: Threaded steel.

2.2 FABRICATED METAL EQUIPMENT SUPPORT ASSEMBLIES

- A. Description: Welded or bolted structural-steel shapes, shop or field fabricated to fit dimensions of supported equipment.

PART 3 - EXECUTION

3.1 APPLICATION

- A. Comply with the following standards for application and installation requirements of hangers and supports, except where requirements on Drawings or in this Section are stricter:
 1. NECA 1.
- B. Comply with requirements for firestopping materials and installation for penetrations through fire-rated walls, ceilings, and assemblies.
- C. Comply with requirements for raceways and boxes.
- D. Maximum Support Spacing and Minimum Hanger Rod Size for Raceways: Space supports for EMT as **required by & scheduled in NECA 1, where its Table 1 lists maximum spacings that are less than those stated in NFPA 70**. Minimum rod size shall be **1/4 inch** in diameter.
- E. Spring-steel clamps designed for supporting single conduits without bolts may be used for **1-1/2-inch** and smaller raceways serving branch circuits and communication systems above suspended ceilings, and for fastening raceways to trapeze supports.

3.2 SUPPORT INSTALLATION

- A. Comply with NECA 1 and NECA 101 for installation requirements except as specified in this article.

- B. Raceway Support Methods: In addition to methods described in NECA 1, **EMT** may be supported by openings through structure members, according to NFPA 70.
- C. Strength of Support Assemblies: Where not indicated, select sizes of components so strength will be adequate to carry present and future static loads within specified loading limits. Minimum static design load used for strength determination shall be weight of supported components plus **200 lb**.
- D. Mounting and Anchorage of Surface-Mounted Equipment and Components: Anchor and fasten electrical items and their supports to building structural elements by the following methods unless otherwise indicated by code:
 - 1. To Wood: Fasten with lag screws or through bolts.
 - 2. To New Concrete: Bolt to concrete inserts.
 - 3. To Masonry: Approved toggle-type bolts on hollow masonry units and expansion anchor fasteners on solid masonry units.
 - 4. To Existing Concrete: Expansion anchor fasteners.
 - 5. Instead of expansion anchors, powder-actuated driven threaded studs provided with lock washers and nuts may be used in existing standard-weight concrete **4 inches** thick or greater. Do not use for anchorage to lightweight-aggregate concrete or for slabs less than **4 inches** thick.
 - 6. To Steel: **Beam clamps (MSS SP-58, Type 19, 21, 23, 25, or 27), complying with MSS SP-69.**
 - 7. To Light Steel: Sheet metal screws.
 - 8. Items Mounted on Hollow Walls and Nonstructural Building Surfaces: Mount cabinets, panelboards, disconnect switches, control enclosures, pull and junction boxes, transformers, and other devices on slotted-channel racks attached to substrate.
- E. Drill holes for expansion anchors in concrete at locations and to depths that avoid the need for reinforcing bars.

3.3 INSTALLATION OF FABRICATED METAL SUPPORTS

- A. Cut, fit, and place miscellaneous metal supports accurately in location, alignment, and elevation to support and anchor electrical materials and equipment.

END OF SECTION 260529

SECTION 260533 - RACEWAYS AND BOXES FOR ELECTRICAL SYSTEMS

PART 1 - GENERAL

1.1 SUMMARY

- A. Section Includes:
 - 1. Metal conduits and fittings.
 - 2. Nonmetallic conduits and fittings.
 - 3. Metal wireways and auxiliary gutters.
 - 4. Nonmetal wireways and auxiliary gutters.
 - 5. Surface raceways.
 - 6. Boxes, enclosures, and cabinets.

1.2 ACTION SUBMITTALS

- A. Product Data: For each type of product.
- B. Shop Drawings: For enclosures and cabinets. Include plans, elevations, sections, and attachment details.

1.3 INFORMATIONAL SUBMITTALS

- A. Coordination Drawings: Conduit routing plans, drawn to scale, on which the following items are shown and coordinated with each other, using input from installers of items involved:
 - 1. Structural members in paths of conduit groups with common supports.
 - 2. HVAC and plumbing items and architectural features in paths of conduit groups with common supports.

PART 2 - PRODUCTS

2.1 METAL CONDUITS AND FITTINGS

- A. Metal Conduit:
 - 1. Listing and Labeling: Metal conduits, tubing, and fittings shall be listed and labeled as defined in NFPA 70, by a qualified testing agency, and marked for intended location and application.
 - 2. EMT: Comply with ANSI C80.3 and UL 797.
- B. Metal Fittings: Comply with NEMA FB 1 and UL 514B.
 - 1. Listing and Labeling: Listed and labeled as defined in NFPA 70, by a qualified testing agency, and marked for intended location and application.

2. Fittings, General: Listed and labeled for type of conduit, location, and use.
3. Fittings for EMT:
 - a. Material: **Steel or die cast.**
 - b. Type: **Setscrew or compression.**

2.2 BOXES, ENCLOSURES, AND CABINETS

- A. General Requirements for Boxes, Enclosures, and Cabinets.
- B. Sheet Metal Outlet and Device Boxes: Comply with NEMA OS 1 and UL 514A.
- C. Nonmetallic Outlet and Device Boxes: Comply with NEMA OS 2 and UL 514C.
- D. Luminaire Outlet Boxes: Nonadjustable, designed for attachment of luminaire weighing **50 lb**. Outlet boxes designed for attachment of luminaires weighing more than **50 lb** shall be listed and marked for the maximum allowable weight.
- E. Box extensions used to accommodate new building finishes shall be of same material as recessed box.
- F. Device Box Dimensions: **4 inches square by 2-1/8 inches deep.**
- G. Gangable boxes are **allowed**.
- H. Cabinets:
 1. NEMA 250, **Type 1** galvanized-steel box with removable interior panel and removable front, finished inside and out with manufacturer's standard enamel.
 2. Hinged door in front cover with flush latch and concealed hinge.
 3. Key latch to match panelboards.
 4. Metal barriers to separate wiring of different systems and voltage.
 5. Nonmetallic cabinets shall be listed and labeled as defined in NFPA 70, by a qualified testing agency, and marked for intended location and application.

PART 3 - EXECUTION

3.1 RACEWAY APPLICATION

- A. Indoors: Apply raceway products as specified below unless otherwise indicated.
 1. Concealed in Ceilings and Interior Walls and Partitions: **EMT**.
 2. Boxes and Enclosures: NEMA 250, Type 1.
- B. Minimum Raceway Size: **1/2-inch** trade size.
- C. Raceway Fittings: Compatible with raceways and suitable for use and location.
 1. EMT: Use **setscrew or compression, steel** fittings. Comply with NEMA FB 2.10.

2. Flexible Conduit: Use only fittings listed for use with flexible conduit. Comply with NEMA FB 2.20.

3.2 INSTALLATION

- A. Comply with NECA 1 and NECA 101 for installation requirements except where requirements on Drawings or in this article are stricter. Comply with NECA 102 for aluminum conduits. Comply with NFPA 70 limitations for types of raceways allowed in specific occupancies and number of floors.
- B. Do not fasten conduits onto the bottom side of a metal deck roof.
- C. Install no more than the equivalent of three 90-degree bends in any conduit run except for control wiring conduits, for which fewer bends are allowed. Support within **12 inches** of changes in direction.
- D. Make bends in raceway using large-radius preformed ells. Field bending shall be according to NFPA 70 minimum radii requirements. Use only equipment specifically designed for material and size involved.
- E. Conceal conduit and EMT within finished walls, ceilings, and floors unless otherwise indicated. Install conduits parallel or perpendicular to building lines.
- F. Support conduit within **12 inches** of enclosures to which attached.
- G. Stub-ups to Above Recessed Ceilings:
 1. Use EMT for raceways.
 2. Use a conduit bushing or insulated fitting to terminate stub-ups not terminated in hubs or in an enclosure.
- H. Install pull wires in empty raceways. Use polypropylene or monofilament plastic line with not less than **200-lb** tensile strength. Leave at least **12 inches** of slack at each end of pull wire. Cap underground raceways designated as spare above grade alongside raceways in use.
- I. Flexible Conduit Connections: Comply with NEMA RV 3. Use a maximum of **72 inches** of flexible conduit for **recessed and semirecessed luminaires**.
- J. Mount boxes at heights indicated on Drawings. If mounting heights of boxes are not individually indicated, give priority to ADA requirements. Install boxes with height measured to **center** of box unless otherwise indicated.
- K. Recessed Boxes in Masonry Walls: Saw-cut opening for box in center of cell of masonry block, and install box flush with surface of wall. Prepare block surfaces to provide a flat surface for a raintight connection between the box and cover plate or the supported equipment and box.
- L. Horizontally separate boxes mounted on opposite sides of walls so they are not in the same vertical channel.
- M. Locate boxes so that cover or plate will not span different building finishes.

- N. Support boxes of three gangs or more from more than one side by spanning two framing members or mounting on brackets specifically designed for the purpose.
- O. Fasten junction and pull boxes to or support from building structure. Do not support boxes by conduits.

3.3 FIRESTOPPING

- A. Install firestopping at penetrations of fire-rated floor and wall assemblies.

3.4 PROTECTION

- A. Protect coatings, finishes, and cabinets from damage and deterioration.
 - 1. Repair damage to galvanized finishes with zinc-rich paint recommended by manufacturer.
 - 2. Repair damage to PVC coatings or paint finishes with matching touchup coating recommended by manufacturer.

END OF SECTION 260533

SECTION 262416 - PANELBOARDS

PART 1 - GENERAL

1.1 SUMMARY

- A. Section Includes:
 - 1. Distribution panelboards.
 - 2. Lighting and appliance branch-circuit panelboards.

1.2 DEFINITIONS

- A. MCCB: Molded-case circuit breaker.
- B. SPD: Surge protective device.

1.3 ACTION SUBMITTALS

- A. Product Data: For each type of panelboard.
- B. Shop Drawings: For each panelboard and related equipment.
 - 1. Include dimensioned plans, elevations, sections, and details.
 - 2. Detail enclosure types including mounting and anchorage, environmental protection, knockouts, corner treatments, covers and doors, gaskets, hinges, and locks.
 - 3. Detail bus configuration, current, and voltage ratings.
 - 4. Short-circuit current rating of panelboards and overcurrent protective devices.
 - 5. Include evidence of NRTL listing for series rating of installed devices.
 - 6. Include evidence of NRTL listing for SPD as installed in panelboard.
 - 7. Detail features, characteristics, ratings, and factory settings of individual overcurrent protective devices and auxiliary components.
 - 8. Include wiring diagrams for power, signal, and control wiring.
 - 9. Key interlock scheme drawing and sequence of operations.
 - 10. Include time-current coordination curves for each type and rating of overcurrent protective device included in panelboards.

1.4 INFORMATIONAL SUBMITTALS

- A. Panelboard schedules for installation in panelboards.

1.5 CLOSEOUT SUBMITTALS

- A. Operation and maintenance data.

1.6 FIELD CONDITIONS

- A. Service Conditions: NEMA PB 1, usual service conditions, as follows:
1. Ambient temperatures within limits specified.
 2. Altitude not exceeding **6600 feet**.

1.7 WARRANTY

- A. Manufacturer's Warranty: Manufacturer agrees to repair or replace panelboards that fail in materials or workmanship within specified warranty period.
1. Panelboard Warranty Period: **12** months from date of Substantial Completion.

PART 2 - PRODUCTS

2.1 PANELBOARDS COMMON REQUIREMENTS

- A. Electrical Components, Devices, and Accessories: Listed and labeled as defined in NFPA 70, by a qualified testing agency, and marked for intended location and application.
- B. Comply with NEMA PB 1.
- C. Comply with NFPA 70.
- D. Enclosures: **Flush and Surface**-mounted, dead-front cabinets.
1. Rated for environmental conditions at installed location.
 - a. Indoor Dry and Clean Locations: NEMA 250, **Type 1**.
 - b. Outdoor Locations: NEMA 250, **Type 3R**.
 2. Height: **84 inches** maximum.
 3. Front: Secured to box with concealed trim clamps. For surface-mounted fronts, match box dimensions; for flush-mounted fronts, overlap box. Trims shall cover all live parts and shall have no exposed hardware.
 4. Hinged Front Cover: Entire front trim hinged to box and with standard door within hinged trim cover. Trims shall cover all live parts and shall have no exposed hardware.
- E. Incoming Mains Location: **Convertible between top and bottom**.
- F. Phase, Neutral, and Ground Buses: **Tin-plated aluminum**.
- G. Conductor Connectors: Suitable for use with conductor material and sizes.
1. Material: **Tin-plated aluminum**.
 2. Main and Neutral Lugs: **Mechanical** type, with a lug on the neutral bar for each pole in the panelboard.

3. Ground Lugs and Bus-Configured Terminators: **Mechanical** type, with a lug on the bar for each pole in the panelboard.
 4. Feed-Through Lugs: **Mechanical** type, suitable for use with conductor material. Locate at opposite end of bus from incoming lugs or main device.
 5. Subfeed (Double) Lugs: **Mechanical** type suitable for use with conductor material. Locate at same end of bus as incoming lugs or main device.
- H. NRTL Label: Panelboards shall be labeled by an NRTL acceptable to authority having jurisdiction for use as service equipment with one or more main service disconnecting and overcurrent protective devices. Panelboards shall have meter enclosures, wiring, connections, and other provisions for utility metering. Coordinate with utility company for exact requirements.
- I. Future Devices: Panelboards shall have mounting brackets, bus connections, filler plates, and necessary appurtenances required for future installation of devices.
- J. Panelboard Short-Circuit Current Rating: Rated for series-connected system with integral or remote upstream overcurrent protective devices and labeled by an NRTL. Include label or manual with size and type of allowable upstream and branch devices listed and labeled by an NRTL for series-connected short-circuit rating.
- K. Panelboard Short-Circuit Current Rating: Fully rated to interrupt symmetrical short-circuit current available at terminals. Assembly listed by an NRTL for 100 percent interrupting capacity.

2.2 LIGHTING AND APPLIANCE BRANCH-CIRCUIT PANELBOARDS

- A. Panelboards: NEMA PB 1, lighting and appliance branch-circuit type.
- B. Mains: **Circuit breaker or lugs only.**
- C. Branch Overcurrent Protective Devices: **Plug-in** circuit breakers, replaceable without disturbing adjacent units.
- D. Doors: Concealed hinges; secured with flush latch with tumbler lock; keyed alike.
- E. Column-Type Panelboards: Single row of overcurrent devices with narrow gutter extension and overhead junction box equipped with ground and neutral terminal buses.

2.3 DISCONNECTING AND OVERCURRENT PROTECTIVE DEVICES

- A. MCCB: Comply with UL 489, with **series-connected rating, interrupting capacity** to meet available fault currents.
 1. Thermal-Magnetic Circuit Breakers:
 - a. Inverse time-current element for low-level overloads.
 - b. Instantaneous magnetic trip element for short circuits.
 - c. Adjustable magnetic trip setting for circuit-breaker frame sizes 250 A and larger.

2. GFCI Circuit Breakers: Single- and double-pole configurations with Class A ground-fault protection (6-mA trip).
 3. Arc-Fault Circuit Interrupter Circuit Breakers: Comply with UL 1699; 120/240-V, single-pole configuration.
 4. Subfeed Circuit Breakers: Vertically mounted.
- B. Fused Switch: NEMA KS 1, Type HD; clips to accommodate specified fuses; lockable handle.
1. Fuses and Spare-Fuse Cabinet: Comply with requirements specified in Section 262813 "Fuses."

2.4 IDENTIFICATION

- A. Panelboard Label: Manufacturer's name and trademark, voltage, amperage, number of phases, and number of poles shall be located on the interior of the panelboard door.
- B. Breaker Labels: Faceplate shall list current rating, UL and IEC certification standards, and AIC rating.
- C. Circuit Directory: Directory card inside panelboard door, mounted in **transparent card holder**.

2.5 ACCESSORY COMPONENTS AND FEATURES

- A. Portable Test Set: For testing functions of solid-state trip devices without removing from panelboard. Include relay and meter test plugs suitable for testing panelboard meters and switchboard class relays.

PART 3 - EXECUTION

3.1 INSTALLATION

- A. Comply with NECA 1.
- B. Install panelboards and accessories according to **NECA 407**.
- C. Mount panelboard cabinet plumb and rigid without distortion of box.
- D. Mount recessed panelboards with fronts uniformly flush with wall finish and mating with back box.
- E. Install overcurrent protective devices and controllers not already factory installed.
- F. Make grounding connections and bond neutral for services and separately derived systems to ground. Make connections to grounding electrodes, separate grounds for isolated ground bars, and connections to separate ground bars.
- G. Install filler plates in unused spaces.

- H. Stub four **1-inch** empty conduits from panelboard into accessible ceiling space or space designated to be ceiling space in the future. Stub four **1-inch** empty conduits into raised floor space or below slab not on grade.
- I. Arrange conductors in gutters into groups and bundle and wrap with wire ties.

3.2 IDENTIFICATION

- A. Identify field-installed conductors, interconnecting wiring, and components; install warning signs complying with requirements in Section 260553 "Identification for Electrical Systems."
- B. Create a directory to indicate installed circuit loads; incorporate Owner's final room designations. Obtain approval before installing. Handwritten directories are not acceptable. Install directory inside panelboard door.
- C. Panelboard Nameplates: Label each panelboard with a nameplate complying with requirements for identification specified in Section 260553 "Identification for Electrical Systems."
- D. Device Nameplates: Label each branch circuit device in power panelboards with a nameplate complying with requirements for identification specified in Section 260553 "Identification for Electrical Systems."
- E. Install warning signs complying with requirements in Section 260553 "Identification for Electrical Systems" identifying source of remote circuit.

3.3 FIELD QUALITY CONTROL

- A. Perform tests and inspections.
- B. Acceptance Testing Preparation:
 - 1. Test insulation resistance for each panelboard bus, component, connecting supply, feeder, and control circuit.
 - 2. Test continuity of each circuit.
- C. Tests and Inspections:
 - 1. Perform each visual and mechanical inspection and electrical test for low-voltage air circuit breakers stated in NETA Acceptance Testing Specification. Certify compliance with test parameters.
 - 2. Correct malfunctioning units on-site, where possible, and retest to demonstrate compliance; otherwise, replace with new units and retest.
- D. Panelboards will be considered defective if they do not pass tests and inspections.
- E. Prepare test and inspection reports, including a certified report that identifies panelboards included and that describes scanning results, with comparisons of the two scans. Include notation of deficiencies detected, remedial action taken, and observations after remedial action.

END OF SECTION 262416

SECTION 262726 - WIRING DEVICES

PART 1 - GENERAL

1.1 SUMMARY

- A. Section Includes:
 - 1. Straight-blade convenience receptacles.
 - 2. Toggle switches.
 - 3. Wall plates.

1.2 DEFINITIONS

- A. Abbreviations of Manufacturers' Names:
 - 1. Cooper: Copper Wiring Devices; Division of Cooper Industries, Inc.
 - 2. Hubbell: Hubbell Incorporated: Wiring Devices-Kellems.
 - 3. Leviton: Leviton Mfg. Company, Inc.
 - 4. Pass & Seymour: Pass& Seymour/Legrand.

1.3 ACTION SUBMITTALS

- A. Product Data: For each type of product.
- B. Shop Drawings: List of legends and description of materials and process used for premarking wall plates.
- C. Samples: One for each type of device and wall plate specified, in each color specified.

1.4 INFORMATIONAL SUBMITTALS

- A. Field quality-control reports.

1.5 CLOSEOUT SUBMITTALS

- A. Operation and maintenance data.

PART 2 - PRODUCTS

2.1 GENERAL WIRING-DEVICE REQUIREMENTS

- A. Wiring Devices, Components, and Accessories: Listed and labeled as defined in NFPA 70, by a qualified testing agency, and marked for intended location and application.
- B. Comply with NFPA 70.
- C. Devices that are manufactured for use with modular plug-in connectors may be substituted under the following conditions:
 - 1. Connectors shall comply with UL 2459 and shall be made with stranding building wire.
 - 2. Devices shall comply with the requirements in this Section.
- D. Devices for Owner-Furnished Equipment:
 - 1. Receptacles: Match plug configurations.
- E. Source Limitations: Obtain each type of wiring device and associated wall plate from single source from single manufacturer.

2.2 STRAIGHT-BLADE RECEPTACLES

- A. Duplex Convenience Receptacles, 125 V, 20 A: Comply with NEMA WD 1, NEMA WD 6 Configuration 5-20R, UL 498, and FS W-C-596.

2.3 TOGGLE SWITCHES

- A. Comply with NEMA WD 1, UL 20, and FS W-S-896.
- B. Switches, 120/277 V, 20 A:
 - 1. Single Pole:
 - 2. Two Pole:
 - 3. Three Way:
 - 4. Four Way:

2.4 WALL-BOX DIMMERS

- A. LED Lamp Dimmer Switches: Modular; compatible with LED lamps; trim potentiometer to adjust low-end dimming; capable of consistent dimming with low end not greater than 20 percent of full brightness.

2.5 WALL PLATES

- A. Single and combination types shall match corresponding wiring devices.
 - 1. Plate-Securing Screws: Metal with head color to match plate finish.
 - 2. Material for Finished Spaces: **Smooth, high-impact thermoplastic.**

2.6 FINISHES

- A. Device Color:
 - 1. Wiring Devices Connected to Normal Power System: **As selected by Architect** unless otherwise indicated or required by NFPA 70 or device listing.
- B. Wall Plate Color: For plastic covers, match device color.

PART 3 - EXECUTION

3.1 INSTALLATION

- A. Comply with NECA 1, including mounting heights listed in that standard, unless otherwise indicated.
- B. Coordination with Other Trades:
 - 1. Protect installed devices and their boxes. Do not place wall finish materials over device boxes and do not cut holes for boxes with routers that are guided by riding against outside of boxes.
 - 2. Keep outlet boxes free of plaster, drywall joint compound, mortar, cement, concrete, dust, paint, and other material that may contaminate the raceway system, conductors, and cables.
 - 3. Install device boxes in brick or block walls so that the cover plate does not cross a joint unless the joint is troweled flush with the face of the wall.
 - 4. Install wiring devices after all wall preparation, including painting, is complete.
- C. Conductors:
 - 1. Do not strip insulation from conductors until right before they are spliced or terminated on devices.
 - 2. Strip insulation evenly around the conductor using tools designed for the purpose. Avoid scoring or nicking of solid wire or cutting strands from stranded wire.
 - 3. The length of free conductors at outlets for devices shall meet provisions of NFPA 70, Article 300, without pigtails.
 - 4. Existing Conductors:
 - a. Cut back and pigtail, or replace all damaged conductors.
 - b. Straighten conductors that remain and remove corrosion and foreign matter.
 - c. Pigtail existing conductors is permitted, provided the outlet box is large enough.

D. Device Installation:

1. Replace devices that have been in temporary use during construction and that were installed before building finishing operations were complete.
2. Keep each wiring device in its package or otherwise protected until it is time to connect conductors.
3. Do not remove surface protection, such as plastic film and smudge covers, until the last possible moment.
4. Connect devices to branch circuits using pigtails that are not less than **6 inches** in length.
5. When there is a choice, use side wiring with binding-head screw terminals. Wrap solid conductor tightly clockwise, two-thirds to three-fourths of the way around terminal screw.
6. Use a torque screwdriver when a torque is recommended or required by manufacturer.
7. When conductors larger than No. 12 AWG are installed on 15- or 20-A circuits, splice No. 12 AWG pigtails for device connections.
8. Tighten unused terminal screws on the device.
9. When mounting into metal boxes, remove the fiber or plastic washers used to hold device-mounting screws in yokes, allowing metal-to-metal contact.

E. Receptacle Orientation:

1. Install ground pin of vertically mounted receptacles **up**, and on horizontally mounted receptacles to the **right**.

F. Device Plates: Do not use oversized or extra-deep plates. Repair wall finishes and remount outlet boxes when standard device plates do not fit flush or do not cover rough wall opening.

G. Dimmers:

1. Install dimmers within terms of their listing.
2. Install unshared neutral conductors on line and load side of dimmers according to manufacturers' device listing conditions in the written instructions.

H. Arrangement of Devices: Unless otherwise indicated, mount flush, with long dimension vertical and with grounding terminal of receptacles on top. Group adjacent switches under single, multigang wall plates.

3.2 FIELD QUALITY CONTROL

A. Test Instruments: Use instruments that comply with UL 1436.

B. Test Instrument for Convenience Receptacles: Digital wiring analyzer with digital readout or illuminated digital-display indicators of measurement.

C. Perform the following tests and inspections:

1. Tests for Convenience Receptacles:
 - a. Line Voltage: Acceptable range is 105 to 132 V.

- b. Percent Voltage Drop under 15-A Load: A value of 6 percent or higher is unacceptable.
 - c. Ground Impedance: Values of up to 2 ohms are acceptable.
 - d. Using the test plug, verify that the device and its outlet box are securely mounted.
 - e. Tests shall be diagnostic, indicating damaged conductors, high resistance at the circuit breaker, poor connections, inadequate fault current path, defective devices, or similar problems. Correct circuit conditions, remove malfunctioning units and replace with new ones, and retest as specified above.
- D. Wiring device will be considered defective if it does not pass tests and inspections.
- E. Prepare test and inspection reports.

END OF SECTION 262726

SECTION 265119 - LED INTERIOR LIGHTING

PART 1 - GENERAL

1.1 SUMMARY

- A. Section includes the following types of LED luminaires:
 - 1. Downlight.

1.2 DEFINITIONS

- A. CCT: Correlated color temperature.
- B. CRI: Color Rendering Index.
- C. Fixture: See "Luminaire."
- D. IP: International Protection or Ingress Protection Rating.
- E. LED: Light-emitting diode.
- F. Lumen: Measured output of lamp and luminaire, or both.
- G. Luminaire: Complete lighting unit, including lamp, reflector, and housing.

1.3 ACTION SUBMITTALS

- A. Product Data: For each type of product, arranged by designation.
- B. Shop Drawings: For nonstandard or custom luminaires.
 - 1. Include plans, elevations, sections, and mounting and attachment details.
 - 2. Include details of luminaire assemblies. Indicate dimensions, weights, loads, required clearances, method of field assembly, components, and location and size of each field connection.
 - 3. Include diagrams for power, signal, and control wiring.
- C. Product Schedule: For luminaires and lamps. **Use same designations indicated on Drawings.**

1.4 INFORMATIONAL SUBMITTALS

- A. Coordination Drawings: Reflected ceiling plan(s) and other details, drawn to scale and coordinated with each other, using input from installers of the items involved:
- B. Product Certificates: For each type of luminaire.

- C. Sample warranty.

1.5 CLOSEOUT SUBMITTALS

- A. Operation and maintenance data.

1.6 WARRANTY

- A. Warranty: Manufacturer and Installer agree to repair or replace components of luminaires that fail in materials or workmanship within specified warranty period.
- B. Warranty Period: **One** year from date of Substantial Completion.

PART 2 - PRODUCTS

2.1 LUMINAIRE REQUIREMENTS

- A. See lighting fixture schedule for basis of design (sole source).
- B. Electrical Components, Devices, and Accessories: Listed and labeled as defined in NFPA 70, by a qualified testing agency, and marked for intended location and application.
- C. Lamps dimmable from 100 percent to 0 percent of maximum light output.
- D. Internal driver.
- E. Nominal Operating Voltage: **120 V ac**.
 - 1. Lens Thickness: At least **0.125 inch** minimum unless otherwise indicated.
- F. Housings:
 - 1. **Extruded-aluminum** housing and heat sink.

2.2 CYLINDER

- A. With integral mounting provisions.
- B. See lighting fixture schedule for basis of design (sole source).

2.3 DOWNLIGHT

- A. Universal mounting bracket.
- B. Integral junction box with conduit fittings.

- C. See lighting fixture schedule for basis of design (sole source).

PART 3 - EXECUTION

3.1 INSTALLATION

- A. Comply with NECA 1.
- B. Install luminaires level, plumb, and square with ceilings and walls unless otherwise indicated.
- C. Install lamps in each luminaire.
- D. Supports: Sized and rated for luminaire weight.

3.2 FIELD QUALITY CONTROL

- A. Perform the following tests and inspections:
 - 1. Operational Test: After installing luminaires, switches, and accessories, and after electrical circuitry has been energized, test units to confirm proper operation.
- B. Luminaire will be considered defective if it does not pass operation tests and inspections.
- C. Prepare test and inspection reports.

END OF SECTION 265119

SECTION 265619 - LED EXTERIOR LIGHTING

PART 1 - GENERAL

1.1 SUMMARY

A. Section Includes:

1. Exterior solid-state luminaires that are designed for and exclusively use LED lamp technology.
2. Luminaire supports.
3. Luminaire-mounted photoelectric relays.

B. Related Requirements:

1. Section 265613 "Lighting Poles and Standards" for poles and standards used to support exterior lighting equipment.

1.2 DEFINITIONS

- A. CCT: Correlated color temperature.
- B. CRI: Color rendering index.
- C. Fixture: See "Luminaire."
- D. IP: International Protection or Ingress Protection Rating
- E. Lumen: Measured output of lamp and luminaire, or both.
- F. Luminaire: Complete lighting unit, including lamp, reflector, and housing.

1.3 ACTION SUBMITTALS

A. Product Data: For each type of luminaire.

B. Shop Drawings: For nonstandard or custom luminaires.

1. Include plans, elevations, sections, and mounting and attachment details.
2. Include details of luminaire assemblies. Indicate dimensions, weights, loads, required clearances, method of field assembly, components, and location and size of each field connection.
3. Include diagrams for power, signal, and control wiring.

C. Delegated-Design Submittal: For luminaire supports.

1. Include design calculations for luminaire supports.

1.4 INFORMATIONAL SUBMITTALS

- A. Coordination Drawings: Plans, drawn to scale and coordinated.
- B. Product Certificates: For each type of the following:
 - 1. Luminaire.
 - 2. Photoelectric relay.
- C. Sample warranty.

1.5 CLOSEOUT SUBMITTALS

- A. Operation and maintenance data.
 - 1. Provide a list of all lamp types used on Project. Use ANSI and manufacturers' codes.
 - 2. Provide a list of all photoelectric relay types used on Project; use manufacturers' codes.

1.6 FIELD CONDITIONS

- A. Mark locations of exterior luminaires for approval by Architect prior to the start of luminaire installation.

1.7 WARRANTY

- A. Warranty: Manufacturer and Installer agree to repair or replace components of luminaires that fail in materials or workmanship within specified warranty period.
 - 1. Warranty Period: **2** years from date of Substantial Completion.

PART 2 - PRODUCTS

2.1 LUMINAIRE REQUIREMENTS

- A. Electrical Components, Devices, and Accessories: Listed and labeled as defined in NFPA 70, by a qualified testing agency, and marked for intended location and application.
- B. NRTL Compliance: Luminaires shall be listed and labeled for indicated class and division of hazard by an NRTL.
- C. FM Global Compliance: Luminaires for hazardous locations shall be listed and labeled for indicated class and division of hazard by FM Global.
- D. UL Compliance: Comply with UL 1598 **and listed for wet location**.
- E. Lamp base complying with **ANSI C81.61 or IEC 60061-1**.

- F. CRI of **minimum 80**. CCT of **3000 K**.
- G. L70 lamp life of **50,000** hours.
- H. Nominal Operating Voltage: **240 V ac**.
- I. In-line Fusing: **On the primary for each luminaire**.
- J. Lamp Rating: Lamp marked for **outdoor use**.
- K. Source Limitations: Obtain luminaires from single source from a single manufacturer.
- L. Source Limitations: For luminaires, obtain each color, grade, finish, type, and variety of luminaire from single source with resources to provide products of consistent quality in appearance and physical properties.

2.2 MATERIALS

- A. Metal Parts: Free of burrs and sharp corners and edges.
- B. Sheet Metal Components: **Corrosion-resistant aluminum**. Form and support to prevent warping and sagging.
- C. Doors, Frames, and Other Internal Access: Smooth operating, free of light leakage under operating conditions, and designed to permit relamping without use of tools. Designed to prevent doors, frames, lenses, diffusers, and other components from falling accidentally during relamping and when secured in operating position. Doors shall be removable for cleaning or replacing lenses.
- D. Diffusers and Globes:
 - 1. Acrylic Diffusers: 100 percent virgin acrylic plastic, with high resistance to yellowing and other changes due to aging, exposure to heat, and UV radiation.
 - 2. Glass: Annealed crystal glass unless otherwise indicated.
 - 3. Lens Thickness: At least **0.125 inch** minimum unless otherwise indicated.
- E. Lens and Refractor Gaskets: Use heat- and aging-resistant resilient gaskets to seal and cushion lenses and refractors in luminaire doors.
- F. Reflecting surfaces shall have minimum reflectance as follows unless otherwise indicated:
 - 1. White Surfaces: 85 percent.
 - 2. Specular Surfaces: 83 percent.
 - 3. Diffusing Specular Surfaces: 75 percent.
- G. Housings:
 - 1. Rigidly formed, weather- and light-tight enclosure that will not warp, sag, or deform in use.
 - 2. Provide filter/breather for enclosed luminaires.

2.3 FINISHES

- A. Variations in Finishes: Noticeable variations in same piece are unacceptable. Variations in appearance of adjoining components are acceptable if they are within the range of approved Samples and are assembled or installed to minimize contrast.
- B. Luminaire Finish: Manufacturer's standard paint applied to factory-assembled and -tested luminaire before shipping. Where indicated, match finish process and color of pole or support materials.
- C. Factory-Applied Finish for Aluminum luminaires: Comply with NAAMM's "Metal Finishes Manual for Architectural and Metal Products" for recommendations for applying and designating finishes.
 - 1. Finish designations prefixed by AA comply with the system established by the Aluminum Association for designating aluminum finishes.
 - 2. Natural Satin Finish: Provide fine, directional, medium satin polish (AA-M32); buff complying with AA-M20 requirements; and seal aluminum surfaces with clear, hard-coat wax.
 - 3. Class I, Clear-Anodic Finish: AA-M32C22A41 (Mechanical Finish: Medium satin; Chemical Finish: Etched, medium matte; Anodic Coating: Architectural Class I, clear coating 0.018 mm or thicker) complying with AAMA 611.
 - 4. Class I, Color-Anodic Finish: AA-M32C22A42/A44 (Mechanical Finish: Medium satin; Chemical Finish: Etched, medium matte; Anodic Coating: Architectural Class I, integrally colored or electrolytically deposited color coating 0.018 mm or thicker), complying with AAMA 611.
 - a. Color: **As selected by architect.**
- D. Factory-Applied Finish for Steel luminaires: Comply with NAAMM's "Metal Finishes Manual for Architectural and Metal Products" for recommendations for applying and designating finishes.
 - 1. Surface Preparation: Clean surfaces to comply with SSPC-SP 1, to remove dirt, oil, grease, and other contaminants that could impair paint bond. Grind welds and polish surfaces to a smooth, even finish. Remove mill scale and rust, if present, from uncoated steel, complying with SSPC-SP 5/NACE No. 1 or SSPC-SP 8.
 - 2. Exterior Surfaces: Manufacturer's standard finish consisting of one or more coats of primer and two finish coats of high-gloss, high-build polyurethane enamel.
 - a. Color: As selected by Architect from manufacturer's full range.

2.4 LUMINAIRE SUPPORT COMPONENTS

- A. Comply with requirements in Section 260529 "Hangers and Supports for Electrical Systems" for channel and angle iron supports and nonmetallic channel and angle supports.

PART 3 - EXECUTION

3.1 GENERAL INSTALLATION REQUIREMENTS

- A. Comply with NECA 1.
- B. Use fastening methods and materials selected to resist seismic forces defined for the application and approved by manufacturer.
- C. Install lamps in each luminaire.
- D. Fasten luminaire to structural support.
- E. Supports:
 - 1. Sized and rated for luminaire weight.
 - 2. Able to maintain luminaire position after cleaning and relamping.
 - 3. Support luminaires without causing deflection of finished surface.
 - 4. Luminaire-mounting devices shall be capable of supporting a horizontal force of 100 percent of luminaire weight and a vertical force of 400 percent of luminaire weight.
- F. Wall-Mounted Luminaire Support:
 - 1. **Attached to structural members in walls.**
- G. Wiring Method: Install cables in raceways. Conceal raceways and cables.
- H. **Install luminaires level, plumb, and square with finished grade unless otherwise indicated. Install luminaires at height and aiming angle as indicated on Drawings.**
- I. Coordinate layout and installation of luminaires with other construction.
- J. Adjust luminaires that require field adjustment or aiming. **Include adjustment of photoelectric device to prevent false operation of relay by artificial light sources, favoring a north orientation.**
- K. Comply with requirements in Section 260519 "Low-Voltage Electrical Power Conductors and Cables" and Section 260533 "Raceways and Boxes for Electrical Systems" for wiring connections and wiring methods.

3.2 INSTALLATION OF INDIVIDUAL GROUND-MOUNTED LUMINAIRES

- A. Aim as indicated on Drawings.
- B. Install on concrete base with top **12 inches** above finished grade or surface at luminaire location. Cast conduit into base, and finish by troweling and rubbing smooth. Concrete materials, installation, and finishing are specified in Section 033000 "Cast-in-Place Concrete."

3.3 CORROSION PREVENTION

- A. Aluminum: Do not use in contact with earth or concrete. When in direct contact with a dissimilar metal, protect aluminum by insulating fittings or treatment.
- B. Steel Conduits: Comply with Section 260533 "Raceways and Boxes for Electrical Systems." In concrete foundations, wrap conduit with **0.010-inch-** thick, pipe-wrapping plastic tape applied with a 50 percent overlap.

3.4 IDENTIFICATION

- A. Identify system components, wiring, cabling, and terminals. Comply with requirements for identification specified in Section 260553 "Identification for Electrical Systems."

3.5 FIELD QUALITY CONTROL

- A. Inspect each installed luminaire for damage. Replace damaged luminaires and components.
- B. Perform the following tests and inspections:
 - 1. Operational Test: After installing luminaires, switches, and accessories, and after electrical circuitry has been energized, test units to confirm proper operation.
 - 2. Verify operation of photoelectric controls.
- C. Illumination Tests:
 - 1. Measure light intensities at night. Use photometers with calibration referenced to NIST standards. Comply with the following IES testing guide(s):
 - a. IES LM-5.
 - b. IES LM-50.
 - c. IES LM-52.
 - d. IES LM-64.
 - e. IES LM-72.
 - 2. Operational Test: After installing luminaires, switches, and accessories, and after electrical circuitry has been energized, test units to confirm proper operation.
- D. Luminaire will be considered defective if it does not pass tests and inspections.
- E. Prepare a written report of tests, inspections, observations, and verifications indicating and interpreting results. If adjustments are made to lighting system, retest to demonstrate compliance with standards.

3.6 DEMONSTRATION

- A. Train Owner's maintenance personnel to adjust, operate, and maintain luminaires **and photocell relays.**

END OF SECTION 265619