

# REPLACE ROOF WARRENSBURG VETERAN'S HOME WARRENSBURG, MISSOURI

---



1 SITE LOCATION MAP  
SCALE: N.T.S.

OWNER: STATE OF MISSOURI  
MICHAEL L. PARSON,  
GOVERNOR  
  
DEPARTMENT OF MISSOURI  
VETERANS COMMISSION

PROJECT  
MANAGEMENT: OFFICE OF ADMINISTRATION  
DIVISION OF FACILITIES MANAGEMENT,  
DESIGN AND CONSTRUCTION

DESIGNER: STATE OF MISSOURI -  
OFFICE OF ADMINISTRATION  
DIVISION OF FACILITIES MANAGEMENT,  
DESIGN AND CONSTRUCTION  
301 W. HIGH STREET  
JEFFERSON CITY, MO. 65102

PROJECT NUMBER: U2501-01

ASSET NUMBER: 8136806001

SHEET LIST:
G-001 - COVERSHEET
A-100 - OVERALL ROOF PLAN
A-500 - ROOF DETAILS

SHEET NUMBER:

# G-001

1 OF 3 SHEETS  
8/28/2024





Brad M. Schaefer - Architect  
MO# A-2009027294

**BID DOCUMENTS**

OFFICE OF ADMINISTRATION  
DIVISION OF FACILITIES  
MANAGEMENT,  
DESIGN AND CONSTRUCTION

DEPARTMENT OF  
MISSOURI VETERANS  
COMMISSION

REPLACE ROOF

WARRENSBURG VETERAN'S HOME  
1300 VETERANS ROAD  
WARRENSBURG, MISSOURI 64093

PROJECT # U2501-01  
SITE # 6806  
ASSET # 8136806001

REVISION: \_\_\_\_\_  
DATE: \_\_\_\_\_  
REVISION: \_\_\_\_\_  
DATE: \_\_\_\_\_  
REVISION: \_\_\_\_\_  
DATE: \_\_\_\_\_  
ISSUE DATE: 8/28/2024

CAD DWG FILE: \_\_\_\_\_  
DRAWN BY: FML  
CHECKED BY: LB  
DESIGNED BY: BMS

SHEET TITLE:  
**OVERALL  
ROOF PLAN**

SHEET NUMBER:

**A-100**

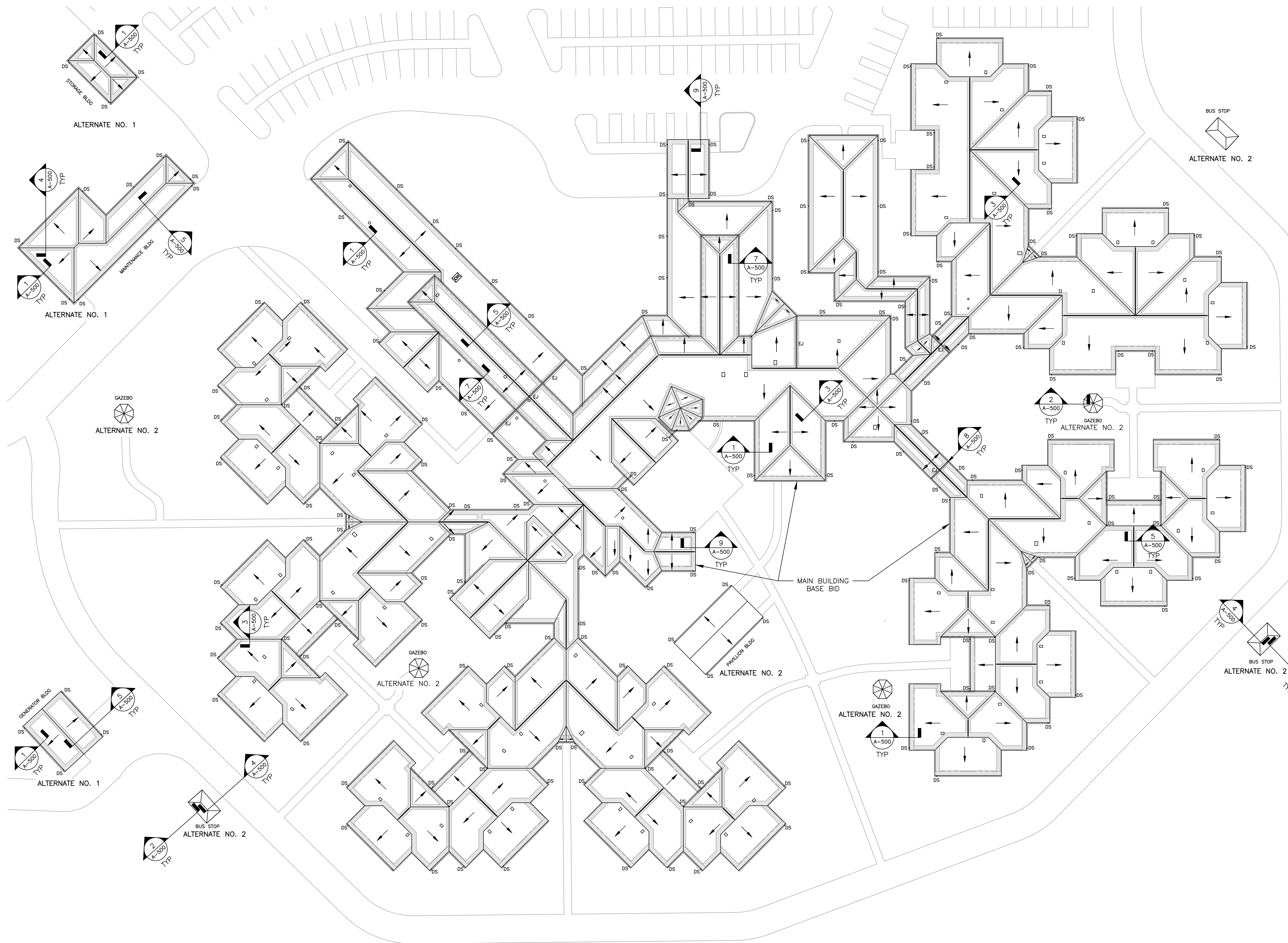
2 OF 3 SHEETS  
8/28/2024

ROOF LEGEND:	
	EXTERIOR WALL
	SELF-ADHERING SHEET UNDERLAYMENT
	TYP. VENTED RIDGE (RE: 5/A500)
	TYP. NON-VENTED RIDGE (RE: 4/A500)

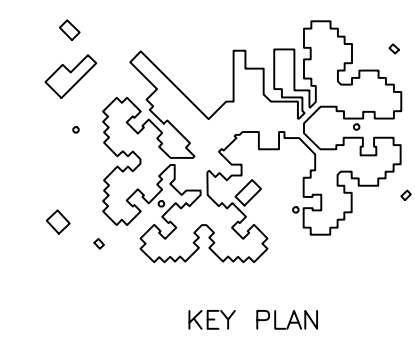
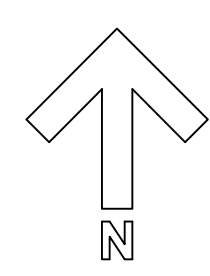
**GENERAL NOTES**

- REMOVE AND DISPOSE OF EXISTING SHINGLE ROOFING, FELT UNDERLAYMENT, ICE & WATER MEMBRANE DRIP EDGE, CONTINUOUS RIDGE VENT, GUTTERS AND DOWNSPOUTS.
- INSPECT 5/8" PLYWOOD ROOF SHEATHING FOR DETERIORATED OR OTHERWISE DAMAGED MATERIALS AND REPLACE AS APPROVED & DIRECTED BY OWNER. 1,600 SQUARE FEET OF PLYWOOD DECKING REPLACEMENT IS INCLUDED IN THE BASE BID.
- PROVIDE & INSTALL NEW PREFINISHED METAL ROOF EDGE, SYNTHETIC UNDERLAYMENT, ICE & WATER SHIELD, ARCHITECTURAL SHINGLES, AS BASE BID. GUTTERS AND DOWNSPOUTS. REPLACEMENT PER ALTERNATE NO. 3
- CONTRACTOR SHALL REPAIR RUTS MADE TO GROUNDS BY CONSTRUCTION ACTIVITIES.
- CONTRACTOR SHALL THOROUGHLY CLEAN ROOFS & SITE UPON COMPLETION OF ROOFING. PICK UP & PROPERLY DISPOSE OF ALL FASTENERS, DEBRIS, & EXTRA MATERIALS NOT MEANT TO BE LEFT WITH OWNER.
- FLASH AROUND ALL ROOF PENETRATIONS PER MANUFACTURER'S RECOMMENDATION, WHETHER SPECIFICALLY SHOWN OR NOT.
- REMOVE & REINSTALL LIGHTNING RODS AS NECESSARY FOR WATERTIGHT ROOF INSTALLATION. TEST RESISTANCE OF GROUNDING SYSTEM PER NFPA 780 AT END OF PROJECT.
- REPLACE PLASTIC DRAIN TILE DOWNSPOUT RECEIVERS WITH 6" SCHEDULE 40 PVC.
- CONTRACTOR IS RESPONSIBLE FOR VERIFYING QUANTITIES.

BASE BID: MAIN ROOF = APPROX. 160,000 SQ FT  
ALTERNATE BID NO. 1: GENERATOR BUILDING, MAINTENANCE BUILDING, AND STORAGE BUILDING ROOFS = APPROX. 7,200 SQ FT  
ALTERNATE BID NO. 2: PAVILLION, BUS STOP, AND GAZEBO ROOFS = APPROX. 3,000 SQ FT  
ALTERNATE BID NO. 3: REPLACE GUTTERS AND DOWNSPOUTS ON THE MAIN BUILDING, STORAGE BUILDING, MAINTENANCE BUILDING, GENERATOR BUILDING, AND PAVILLION BUILDING.  
NOTE: ALL QUANTITIES ARE APPROXIMATE BASED ON AVAILABLE INFORMATION. CONTRACTOR SHALL DO THEIR OWN AS BUILT MEASUREMENTS AND BID ACCORDINGLY.



1 ROOF PLAN  
1/32"=1'-0"







Brad M. Schaefer - Architect  
MO# A-2009027294

**BID  
DOCUMENTS**

OFFICE OF ADMINISTRATION  
DIVISION OF FACILITIES  
MANAGEMENT,  
DESIGN AND CONSTRUCTION

DEPARTMENT OF  
MISSOURI VETERANS  
COMMISSION

REPLACE ROOF

WARRENSBURG VETERAN'S HOME  
1300 VETERANS ROAD  
WARRENSBURG, MISSOURI 64093

PROJECT # U2501-01  
SITE # 6806  
ASSET # 8136806001

REVISION: \_\_\_\_\_  
DATE: \_\_\_\_\_  
REVISION: \_\_\_\_\_  
DATE: \_\_\_\_\_  
REVISION: \_\_\_\_\_  
DATE: \_\_\_\_\_  
ISSUE DATE: 8/28/2024

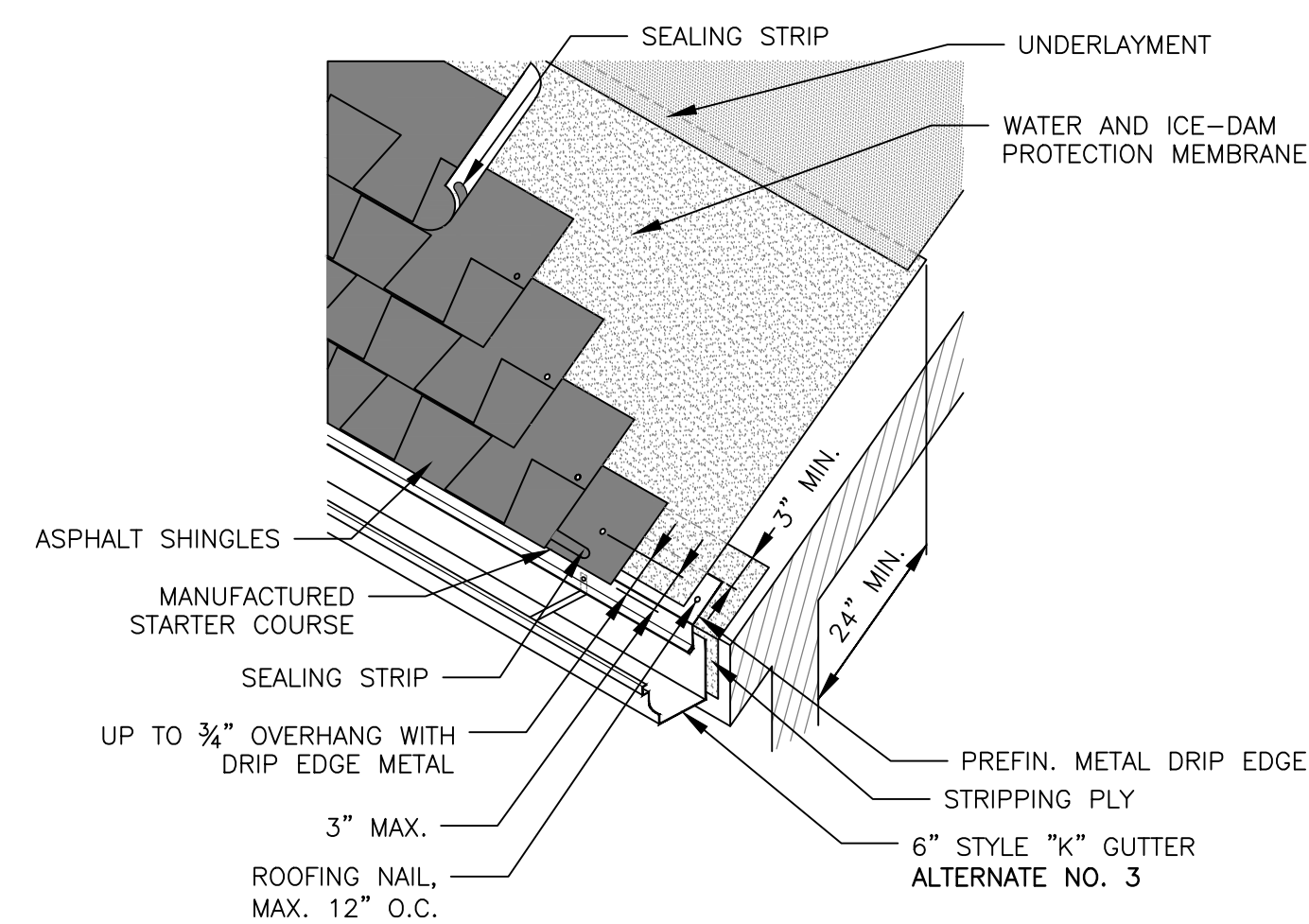
CAD DWG FILE: \_\_\_\_\_  
DRAWN BY: FML  
CHECKED BY: LB  
DESIGNED BY: BMS

SHEET TITLE:  
**ROOF DETAILS**

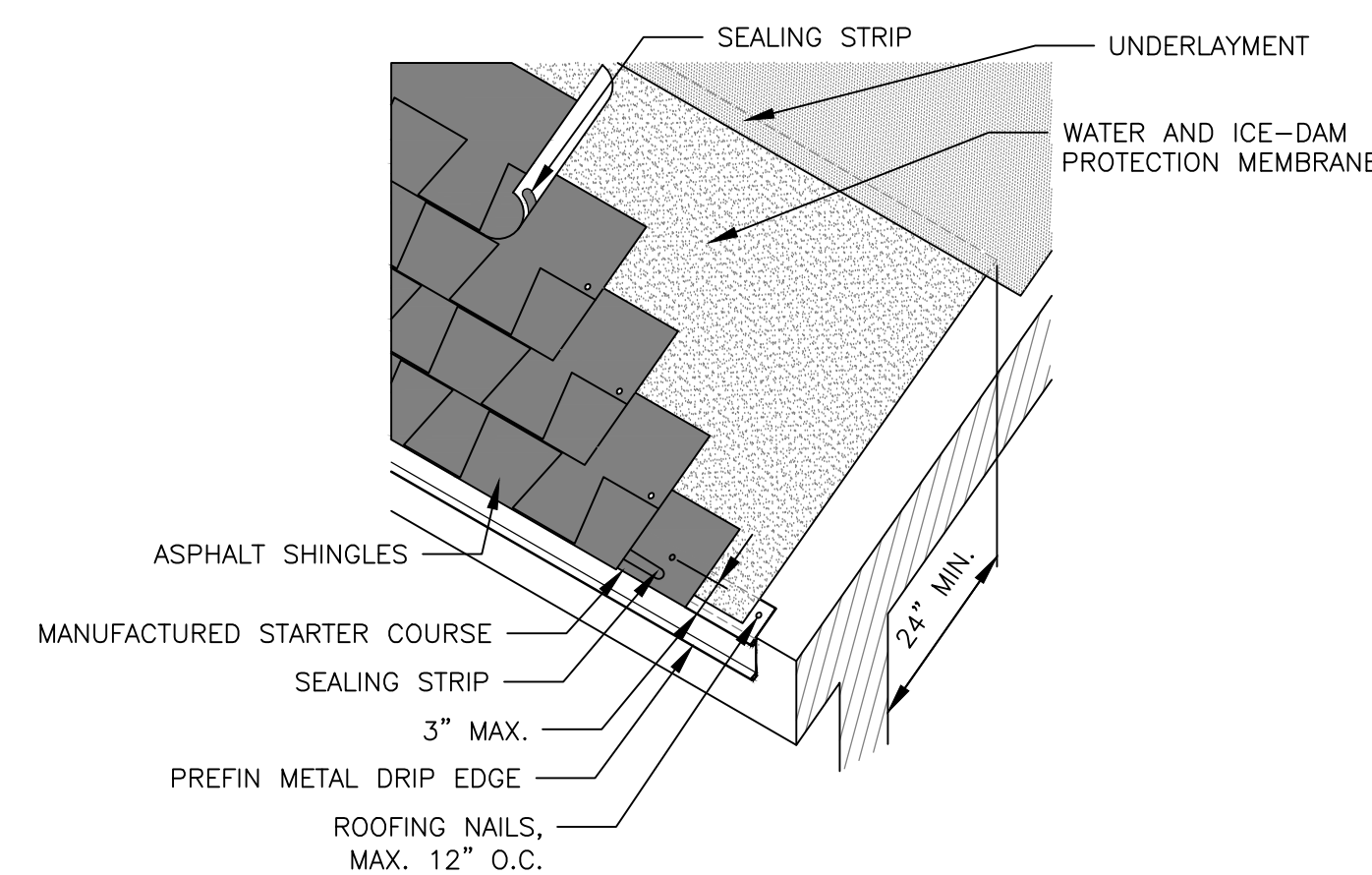
SHEET NUMBER:

**A-500**

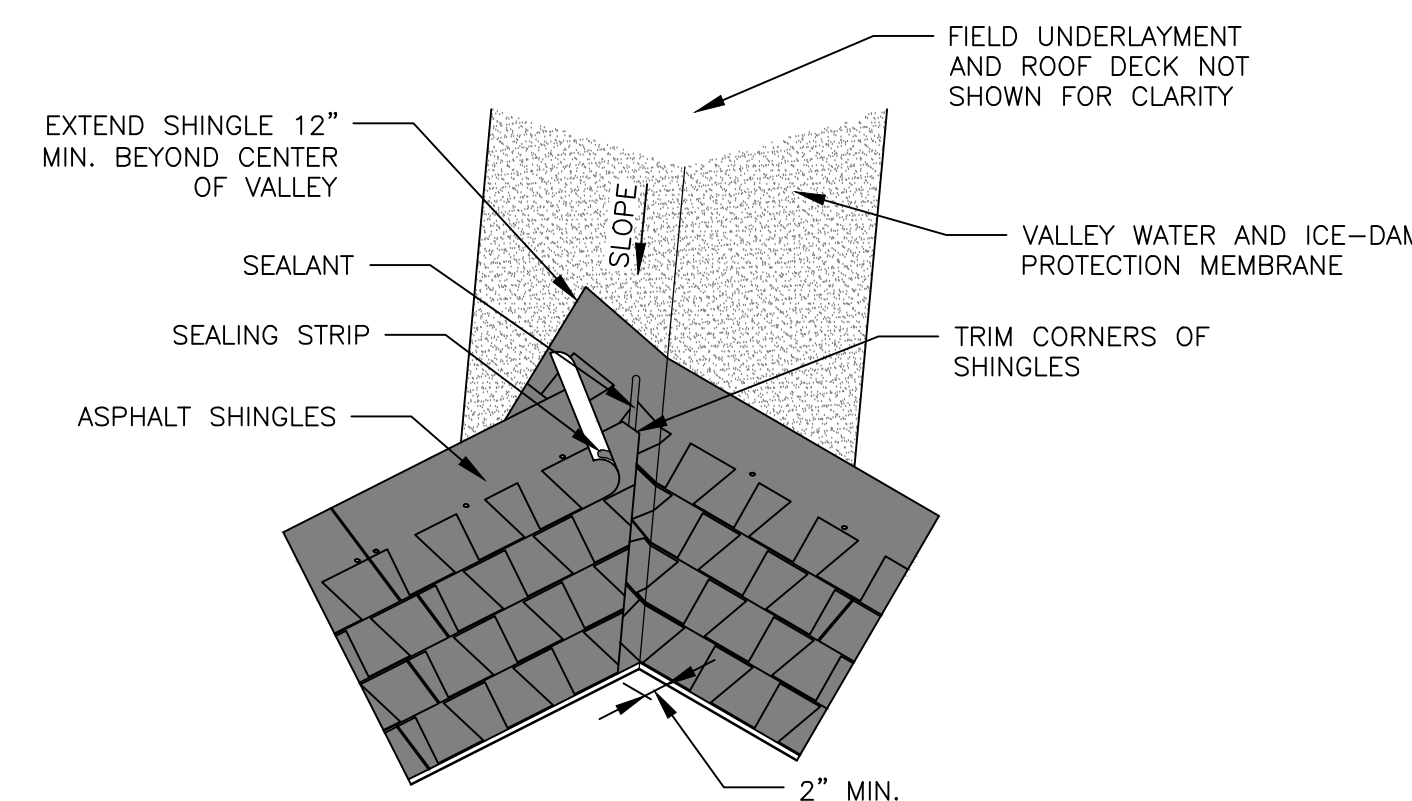
3 OF 3 SHEETS  
8/28/2024



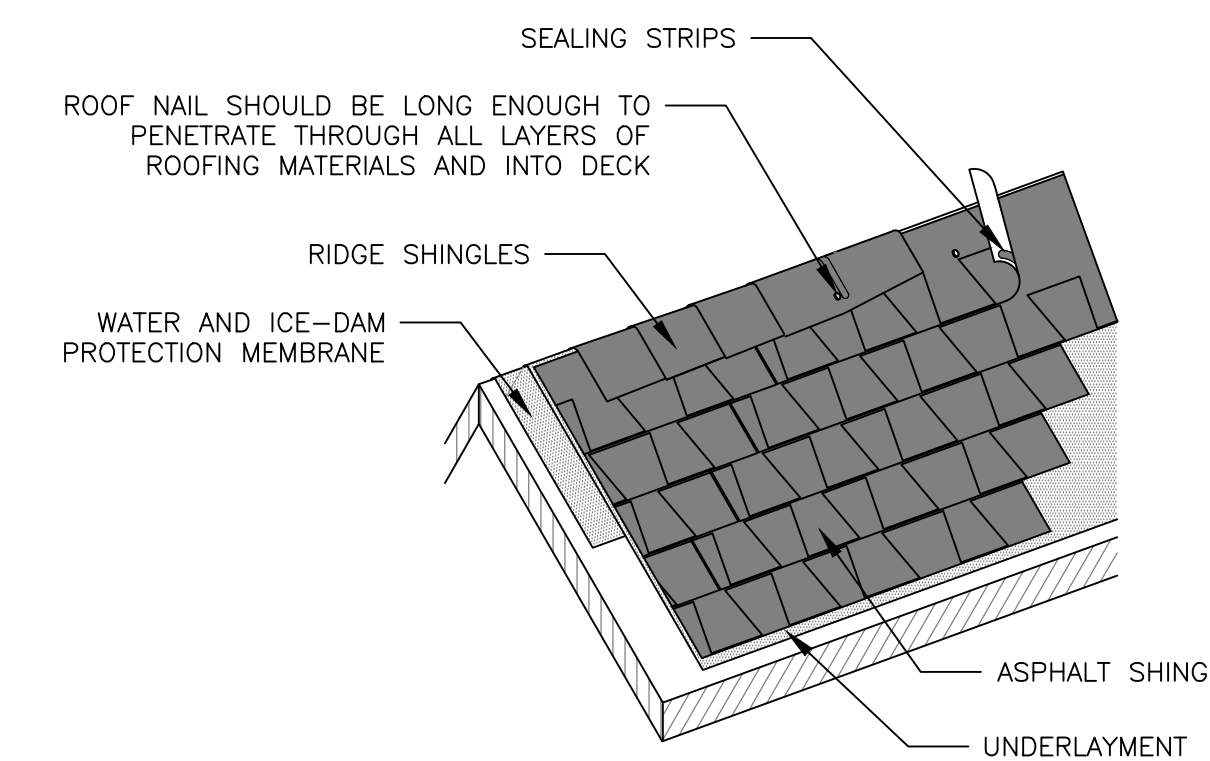
1 EAVE WITH WATER AND ICE-DAM AND GUTTER DETAIL  
NTS



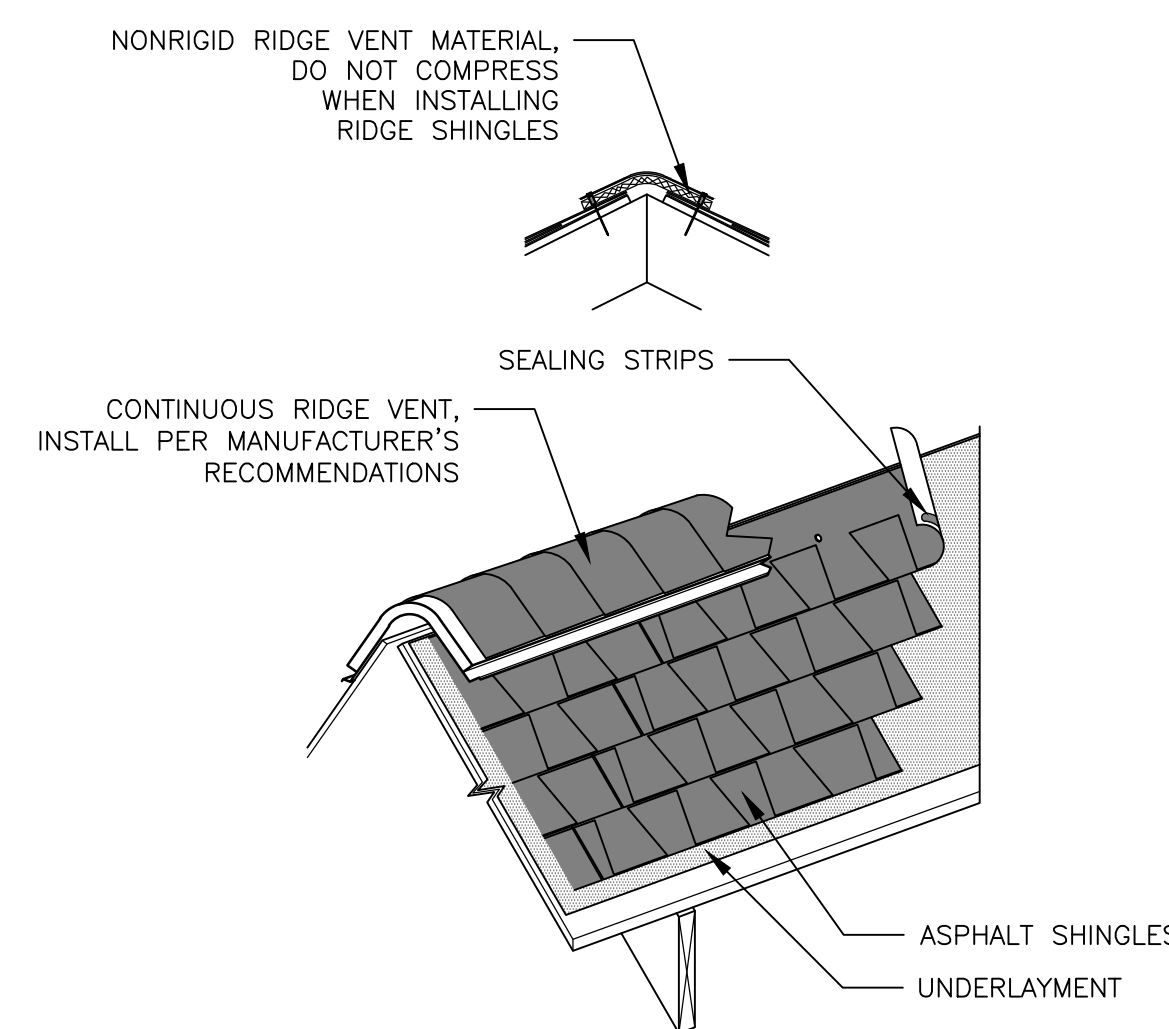
2 EAVE WITH WATER AND ICE-DAM DETAIL  
NTS



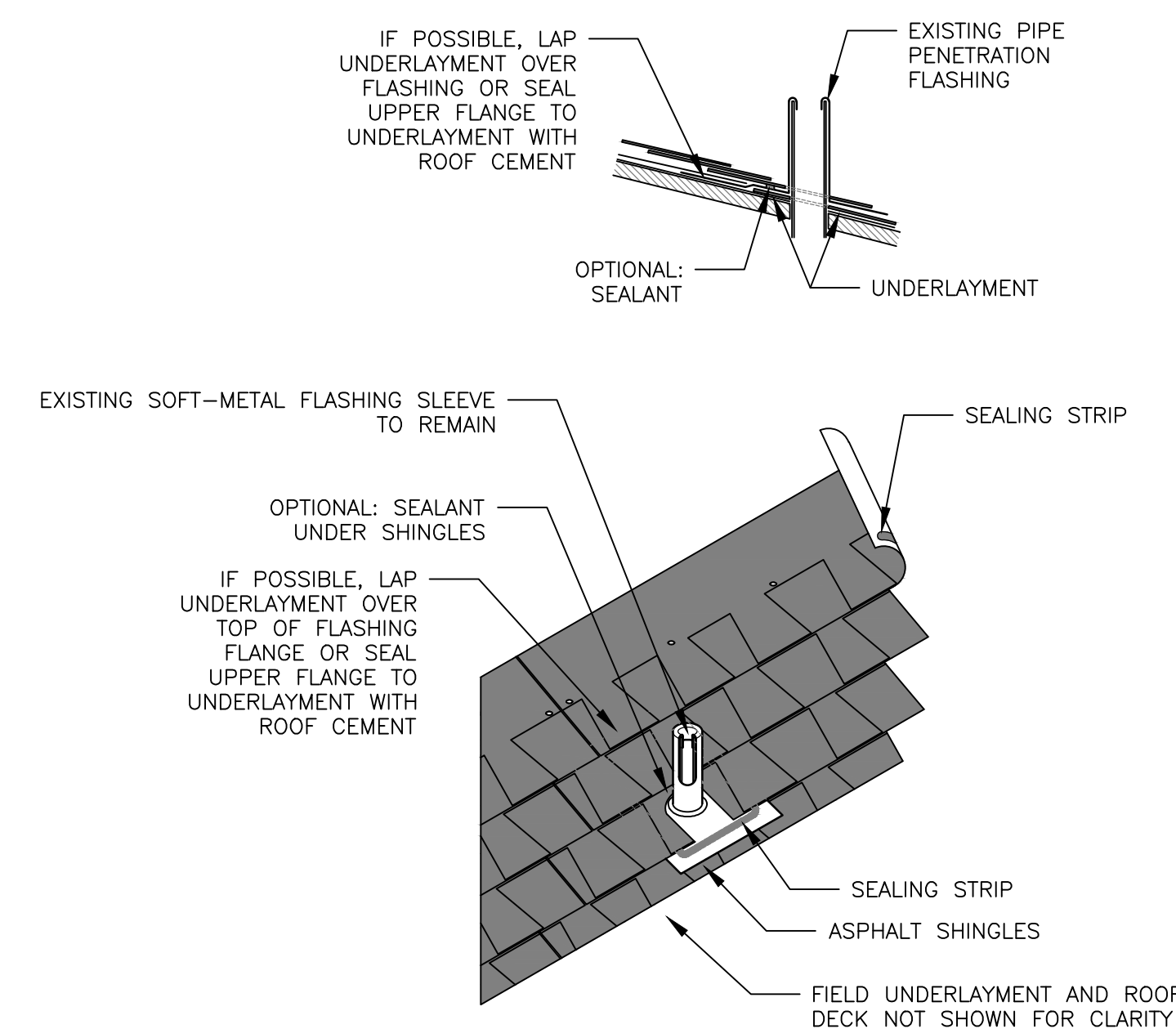
3 CLOSED CUT VALLEY DETAIL  
NTS



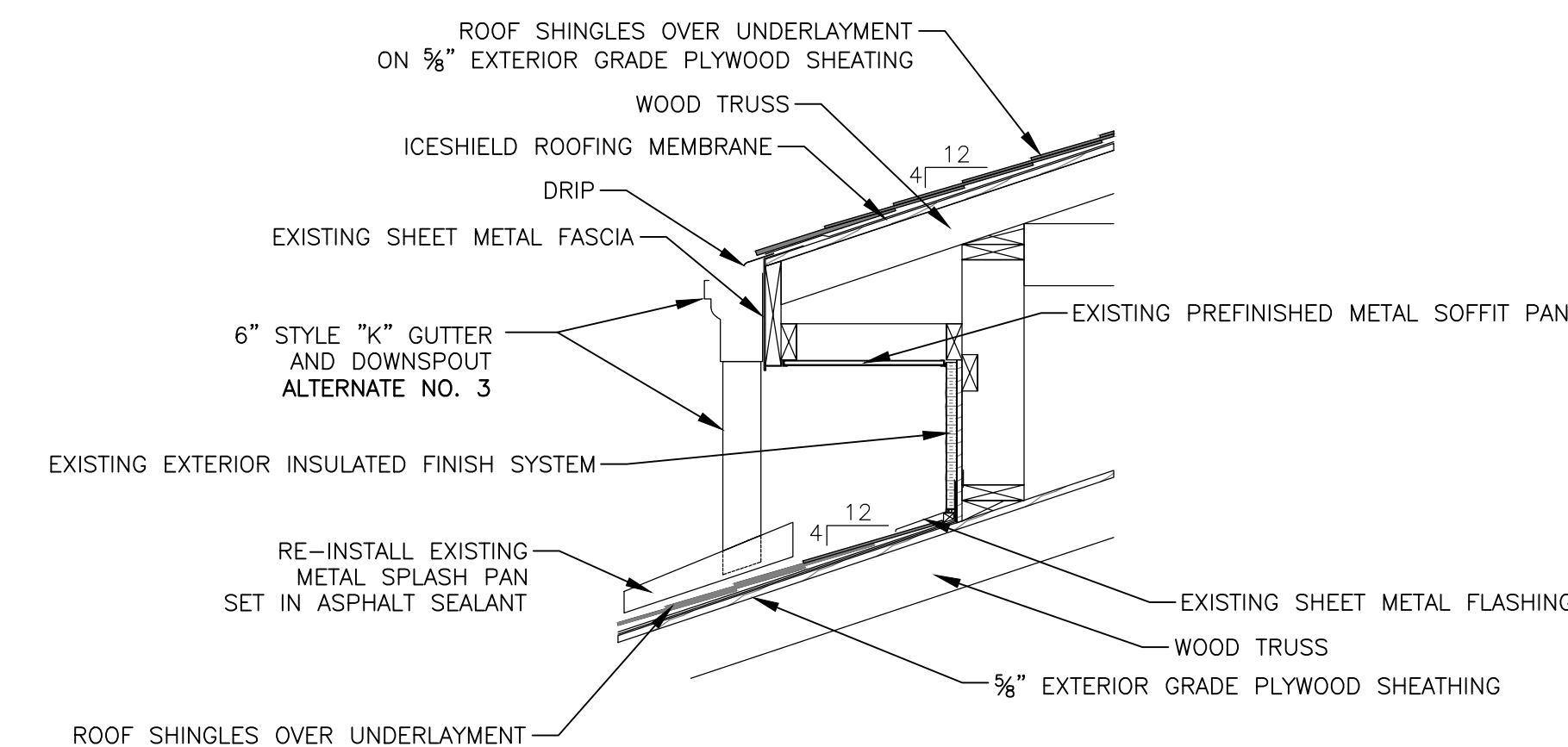
4 NON VENTED RIDGE DETAIL  
NTS



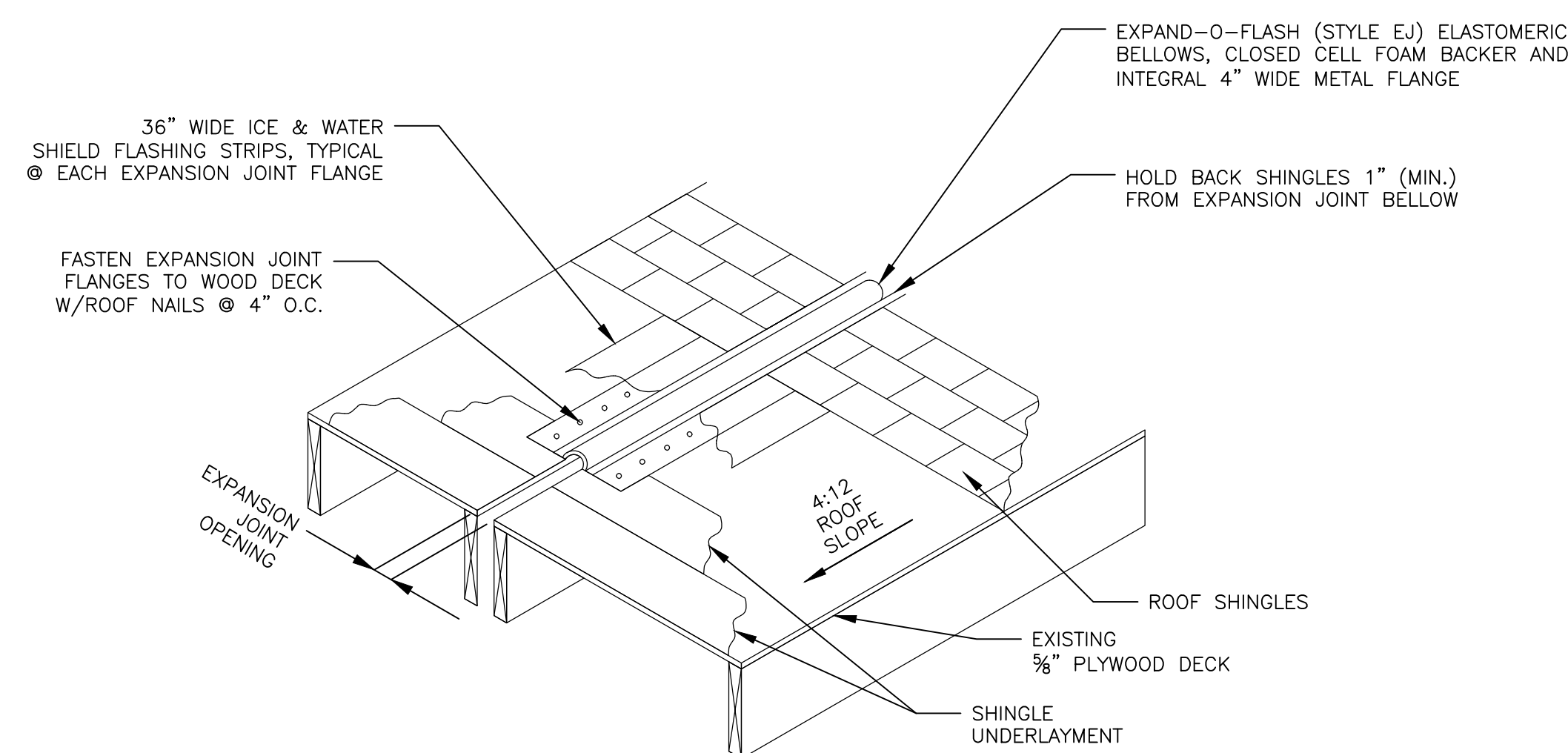
5 RIDGE WITH CONTINUOUS RIDGE VENT DETAIL  
NTS



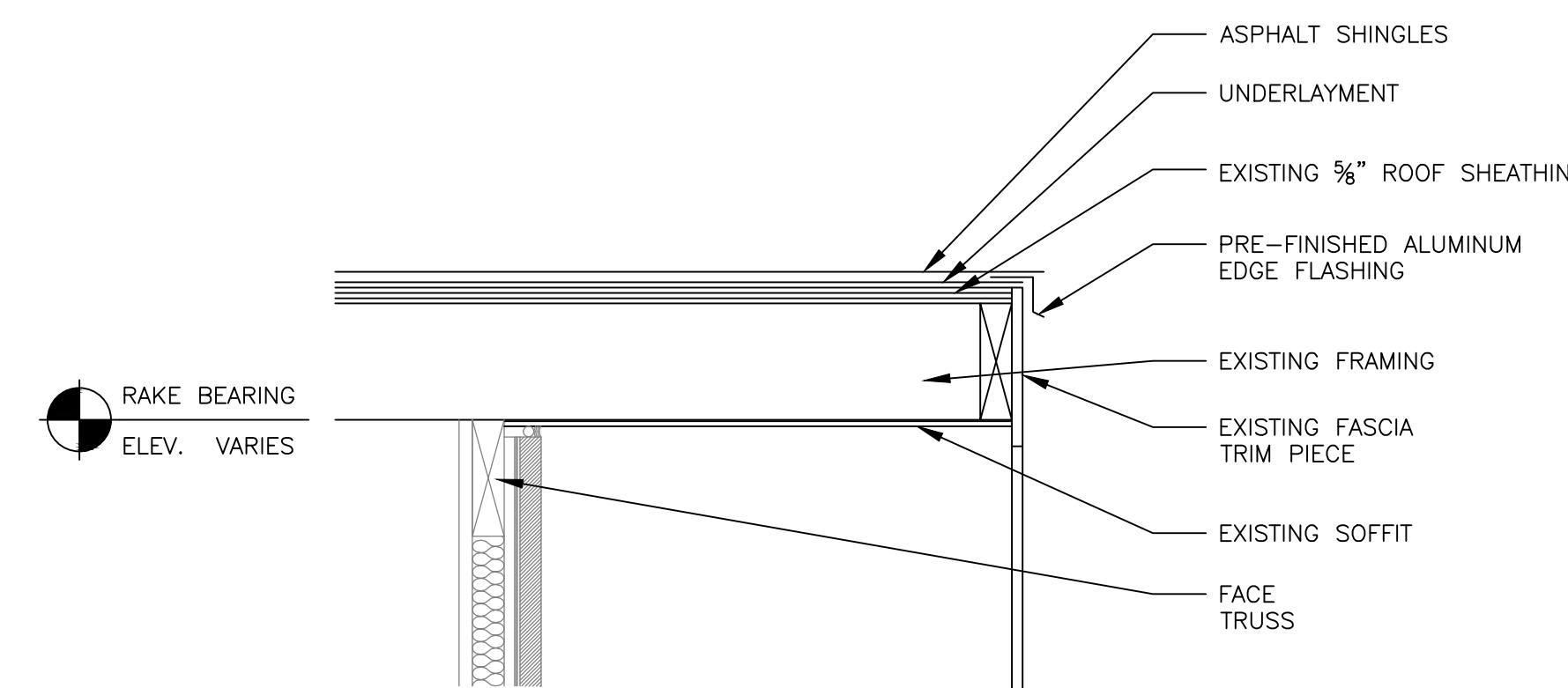
6 VENT PENETRATION DETAIL  
NTS



7 UPPER ROOF DETAIL  
NTS



8 EXPANSION JOINT DETAIL  
NTS



9 RAKE DETAIL  
NTS